



Ministry
of Defence

Army Secretariat
Army Headquarters
IDL 24 Blenheim Building
Marlborough Lines
Andover
Hampshire, SP11 8HJ
United Kingdom

Ref: FOI2017/04841/18/02/78806

E-mail: ArmySec-Group@mod.uk

Website: www.army.mod.uk

XXXXXXXXXXXX
XXXXXXXXXXXXXXXXXXXX

8 May 2017

Dear XXXXXXXXXXXX,

Thank you for your email of 20 April in which you requested the following information:

'I have through recent Google research acquired a pdf of Army Dress Regulations (All Ranks). I attach a summary of the contents that I have compiled through scrutiny of the acquired pdf. You will note that:

- *The Regulations are sponsored by PS12 (A).*
- *The pdf that I have acquired is incomplete (some Parts are missing) and may not include the most recent updates (the Parts in the acquired pdf were originated 2011-13).*

I accordingly request a copy of Army Dress Regulations (All Ranks) that incorporates the most recent versions of all Parts that have been promulgated by PS12(A).

A pdf scan of the most recent version of the Regulations sent as an attachment to a covering e-mail would be entirely acceptable.

I am treating your correspondence as a request for information under the Freedom of Information Act 2000. A search for the information has now been completed within the Ministry of Defence, and I can confirm that information in scope of your request is held.

Parts 1, 2, 4, 5, 7, 8, 9, 10, 11, 13, 14 of the Army Dress Regulations are exempt under Section 21 (information accessible to applicant by other means) of the Freedom of Information Act (FOIA), because the most up to date versions are already in the public domain and can be found at the following address:

https://www.whatdotheyknow.com/request/army_dress_regulations_2017#incoming-959300

Parts 12 and 14 of the Army Dress Regulations have recently been updated and are attached.

Under Section 16 (Advice and Assistance) you will find it useful to note that Parts 3 and 6 of the Army Dress Regulations do not exist.

If you are not satisfied with this response or you wish to complain about any aspect of the handling of your request, then you should contact me in the first instance. If informal resolution is not possible and you are still dissatisfied then you may apply for an independent internal review by contacting the Information Rights Compliance team, Ground Floor, MOD Main Building, Whitehall, SW1A 2HB (e-mail CIO-FOI-IR@mod.uk). Please note that any request for an internal review must be made within 40 working days of the date on which the attempt to reach informal resolution has come to an end.

If you remain dissatisfied following an internal review, you may take your complaint to the Information Commissioner under the provisions of Section 50 of the Freedom of Information Act.

Please note that the Information Commissioner will not investigate your case until the MOD internal review process has been completed. Further details of the role and powers of the Information Commissioner can be found on the Commissioner's website, <https://ico.org.uk>.

Yours sincerely,

XXXXXXXXXXXXXX
XXXXXXXXXXXXXX

Attachments:

- Army Dress Regulations: Part 12: Special Appointments
- Army Dress Regulations: Part 14: Regulations covering Standards, Guidons, Colours and Banners of the British Army



ARMY DRESS REGULATIONS (ALL RANKS)

Part 12 Dress for Special Appointments

Ministry of Defence

PS12(A)

March 2017

SECTION 1

INTRODUCTION

12.01. Application and Scope. The regulations contained in part 10 of these Regulations deal with dress matters for officers holding special appointments as specified below.

12.02. Related Publications. Where necessary this chapter should be read in conjunction with Part 2 and Part 4 – General Staff Dress Regulations.

12.03. Layout. Part 12 is laid out as follows:

- Section 1 - General
- Section 2 - Certain Officers H M Tower of London
- Section 3 - Lords Lieutenant and Lieutenants of Counties
- Section 4 - Lieutenants of the City of London
- Section 5 - Vice Lords, Lieutenants and Deputy Lieutenants
- Section 6 - Certain Officers Royal Hospital Chelsea
- Section 7 - Constable and Governor of Windsor Castle
- Section 8 - Governor of Edinburgh Castle
- Section 9 - Military Knights of Windsor
- Section 10 - High Sheriffs
- Section 11 - Honorary appointments occupied by retired Senior Officers

SECTION 2

CERTAIN OFFICERS OF HER MAJESTY'S ROYAL PALACE AND FORTRESS

(THE TOWER OF LONDON)

AUTHORITY TO WEAR CEREMONIAL UNIFORM

12.04. Authorized Officers. The uniform of the following officers appointed to the Tower of London is to be the Army style of General Staff or Staff frock coat (in accordance with their retired rank) with the addition of a cocked hat:

- a. The Constable.
- b. The Lieutenant.
- c. The Resident Governor and Keeper of the Jewel House.
- d. The two Deputy Governors.

PROVISION AND MAINTENANCE OF UNIFORM

12.05. Status. The Constable, the Lieutenant, the Resident Governor and the Deputy Governor of the Tower of London are deemed to be military appointments and as such are entitled to the provision of accoutrements at MOD expense, except those for the two Deputy Governors will be on loan from the MOD RQMS and any tailoring or fitting requirement for these two deputies will be at private expense.

12.06. Uniform and Accoutrements. Officers of the Tower of London are authorised to wear the Army frock coat irrespective of any previous Service, but not at public expense. The Constable and Lieutenant are to wear the General Staff frock coat while the Governors are to wear the Staff frock coat. On completion of tenure of duty accoutrements supplied from MOD sources and which remain serviceable, should be transferred to the succeeding officer. When replacement items are required, application should be made to DCT IPT who will arrange the appropriate issue. When initial demands are made upon DCT IPT the officer's height, waist measurement and glove size is to be given.

12.07. Cocked Hats. The cocked hats for wear by the Constable, the Lieutenant, the Resident Governor and the Deputy Governor are provided and maintained at MOD expense. On completion of the tenure of appointment cocked hats are to be transferred to the succeeding officer. When a replacement hat is required application should be made to PS12(A).

SECTION 3

LORDS LIEUTENANT AND LIEUTENANTS OF COUNTIES

GENERAL

12.08. Officers holding Naval, Military or Air Force rank of Colonel or equivalent rank, or above, may wear the appropriate Naval, Military or Air Force uniform in lieu of the lieutenancy uniform on a similar basis. However, military badges of rank are not worn with lieutenancy dress.

12.09. The decision whether to wear uniform on a particular occasion is for the Lord-Lieutenant to make. In particular he will have the best idea of what will be desirable from a local point of view. But the following principles provide a guide to normal practice.

- a. **When accompanying a Royal visitor** *the Lord-Lieutenant should be guided by what is most appropriate to the occasion and to the visitor. Thus it will usually be appropriate to wear uniform on all occasions when receiving and accompanying Her Majesty. With other members of the Royal Family and on less formal visits uniform may be inappropriate to the occasion, e.g. because of the nature of the place visited or the nature of the visitor's programme. If there is any uncertainty in the Lord Lieutenant's mind he should check with the Household concerned. And he should always notify a Household if he does not believe that to wear a uniform would be appropriate for a particular visit.*
- b. The Lord-Lieutenant should expect to wear uniform for most formal occasions whenever he is **acting as Her Majesty's representative**. Such occasions include memorial services and funerals, Enthronements of Diocesan Bishops and Installation of Deans of Cathedrals, and presentation of Awards and Honours. At other religious services and academic ceremonies the Lord-Lieutenant should wear uniform on those occasions where most of those present will have robed for the occasion and would appreciate the Lord-Lieutenant doing so too. Otherwise morning dress may be appropriate. There may also be events in less formal surroundings, such as agricultural shows, building sites, factories and offices, where the occasion may merit the wearing of uniform. On all such occasions the wearing of spurs is optional but should only be omitted when spurs may be very impracticable.
- c. On **formal civic occasions** such as mayor-making, when the Chairman or Mayor wears robes or when badges and chains are worn, the Lord-Lieutenant should wear uniform or morning dress with top hat.
- d. The Lord-Lieutenant should wear uniform, with spurs, at **all ceremonial functions connected with the Armed Forces**.
- e. It is suggested that No 1 Dress (Ceremonial) should be worn **when presenting medals** on military parades, with sword and spurs but, if in doubt, advice should be taken from the organising Headquarters. No 1 Dress (Non-Ceremonial), without sword or medals but with blue cloth belt or Sam Browne belt without sword frog, would be appropriate at presentations

and other events involving non-combatant organisations, such as Red Cross or St John and when presenting medals and awards in factories and elsewhere. *On all such occasions spurs should be worn.*

ORDERS OF DRESS

12.010. No 1 Dress (Ceremonial)

- a. **Headress.** Cap, forage peaked. Dark blue with scarlet band and blue welt round crown, 2 rows of silver oak leaf embroidery on peak. Gold embroidered cap badge: Crown above Rose, Prince of Wales's Plume, Thistle or Shamrock according to country.
- b. **Jacket.** Dark blue barathea, with side bodies and side vents, the latter being 4½” depth. Stand collar of self material, maximum height 2¼” with white linen collar showing ⅛” above top of jacket collar. The linen collar to be secured by 5 metal studs sewn on the inside of the jacket collar. Scarlet gorget patches 4½” long with gorget button and silvered embroidered oak leaves down the centre with the straight edge flush with the front ends of the collar. Two breast pockets with centre pleats and three-point flaps with buttons, pleats to be 1½” wide and 7” deep from the top edge of the flap. The top edge of the breast flap to be aligned with the second buttonhole from the top. Two hip pockets patch type with three-point flaps without buttons. The patch to be approximately 7½” wide at the mouth, 9½” wide at the bottom and 10” deep measuring from top of flap. The depth will vary slightly according to height of wearer. The top of hip flaps to run in line with bottom button. The front of jacket to have 5 buttons; the top button should be 1¼” from the collar seam. Sleeves are to be cut for a drop in cuff with a 2¾” vent and 2 buttonholes and buttons. The cuff is to be pointed and to measure 6” deep at the point and 2¾” at the narrowest part. Shoulder straps to be plain and detachable and fastened with a screw button, the tongue of the strap passing through a loop fitted on the sleeve-head seams. The screw button is necessary to enable full dress shoulder cords to be worn on ceremonial occasions. It should have a short shank, but when silver shoulder cords are worn, a long shank is required to take the extra thickness of the plaited cord. The straps to be 2¼” wide at the sleevehead and 1½” through the centre of the button-hole. A loose belt of self material, 2” wide with 3 pairs of eyelets at the end and fitted at the end with a two-prong white metal plated buckle. Black waist hooks to be fitted to accommodate the Sam Browne belt in non-ceremonial order.
- c. **Badges of Rank.** Crown above Rose, of Prince of Wales's Plume, Thistle or Shamrock according to country. Gold embroidered. To be worn on silver shoulder cords.
- d. **Buttons.** Size 27 ligne except those of the gorget patch which are 20 ligne. White metal. Crown above Rose, Prince of Wales's Plume, Thistle or Shamrock according to country.
- e. **Gloves.** Soft, white.
- f. **Overalls.** Dark blue barathea with scarlet stripes 2½” wide. Trousers may be worn on appropriate occasions.

- g. **Sash.** Crimson and silver.
- h. **Sword.** With Mameluke hilt, scimitar blade.
- i. **Sword Knot.** Silver and crimson cord and acorn.
- j. **Sword Slings.** Silver lace.
- k. **Scabbard.** Steel.
- l. **Footwear.** With overalls - George boots or Wellington boots and spur boxes and Wellington type spurs.
- m. **Greatcoat.** Blue cloth, double breasted, 2 cross pockets, pivot sleeves, 6 buttons on either side 8" to 10" apart at the top and 4" to 6" at the waist, lined with blue. No shoulder straps. Sword slit at the left side.

12.011. No 1 Dress (Non Ceremonial). As for No 1 Dress (Ceremonial) except for the following:

- a. **Jacket.** As for No 1 dress (ceremonial) except for detachable plain dark blue cloth shoulder straps. Worn without medals.
- b. **Badges of Rank.** As for ceremonial but in gilt metal.
- c. **Belt.** Sam Browne or dark blue cloth.
- d. **Gloves.** Brown leather.
- e. **Sword.** Ceremonial.
- f. **Sword Knot.** As with ceremonial sword.
- g. **Scabbard.** Brown leather with white metal shoe.

12.012. No 2 Dress (Service Dress - Optional).

- a. **Headdress.** Cap, forage, peaked or cap, khaki, peaked. Gold embroidered cap badge with cap, forage, peaked; gilt metal with cap, khaki, peaked. The cap, forage, peaked to be worn if the sword is worn. The cap, khaki, peaked may be worn in undress ie without leather or medals.
- b. **Jacket and Trousers.** Universal pattern.
- c. **Shirt and Tie.** Khaki.
- d. **Badges of Rank.** Gilt metal.
- e. **Belt.** Sam Browne with shoulder brace.
- f. **Gloves.** Brown leather.
- g. **Sword.** Ceremonial.
- h. **Sword Knot.** Brown leather.

i. **Scabbard.** Brown leather.

j. **Footwear.** Brown leather shoes.

UNIFORM PROVISIONING RESPONSIBILITY

12.013. There is no MOD financial responsibility for the provision and maintenance of uniform items for Lords Lieutenant and Lieutenants.

SECTION 4

LIEUTENANTS OF THE CITY OF LONDON

UNIFORM OF LIEUTENANTS OF THE CITY OF LONDON

12.014. Lieutenants of the City of London wear the same No 1 and No 2 dress uniform as Lord Lieutenants and Lieutenants of Counties (see Annex B) with the following exceptions:

- a. **Badge.** The City Arms in red embroidery on a white ground encircled by the Garter bearing the city motto “Domine Dirige Nos” (on a blue ground) in gold embroidery with a gold embroidered crown above.
- b. **Buttons.** White metal bearing the embossed City Shield with crown above encircled around the rim with the Garter bearing the City motto.
- c. **Sword Knot.** White leather strap with silver acorn.
- d. **Scabbard.** Brown leather.

12.015. Ladies When Appointed. A lady who has been appointed Lieutenant of the City of London and who has previously served in one of the Services, may wear the uniform of their rank and arm of Service in which they last served.

12.016. Swords. Lieutenants of the City of London when wearing No 2 dress (Service dress) carry a sword appropriate to the arm of Service to which they formerly belonged; otherwise, and with Lieutenancy dress, the Infantry pattern sword should be worn, but Cavalry pattern may be worn by those in possession.

UNIFORM PROVISIONING RESPONSIBILITY

12.017. There is no MOD financial responsibility for the provisioning and maintenance of uniform items for Lieutenants of the City of London.

SECTION 5

VICE LORDS, LIEUTENANTS AND DEPUTY LIEUTENANTS

GENERAL

12.018. Authority to Wear Uniform. Officers of the Lieutenancy holding Naval, Army or Air Force rank of Colonel (or equivalent) or above, are permitted to wear, if they so desire, the appropriate military uniform in lieu of the Lieutenancy dress; badges of Naval, Army or Air Force rank are not, however, to be worn in Lieutenancy uniform.

12.019. Ladies When Appointed. A lady, who has been appointed Vice Lord, Lieutenant or Deputy Lieutenant and who has previously served in one of the Services may wear the uniform of their rank and arm of Service in which they last served.

12.020. ADCs. Officers of the Lieutenancy who are ADCs to the Sovereign may wear the Aiguillette No 1 and Royal Cypher on shoulder boards with Lieutenancy No 1 dress. Former ADCs to the Sovereign may not wear the miniature Royal Cypher or Cyphers of the Monarch or Monarchs to whom they were ADC unless they were appointed prior to 1 July 1988.

12.021. Flying and Parachute Badges. Aircrew category badges of the Royal Navy and Army and the Army Parachute Badge may be worn on Lieutenancy uniform by entitled officers who qualifications are officially recorded. Royal Air Force flying badges of any aircrew category may be worn on Lieutenancy uniform by officers of the Lieutenancy who have qualified as aircrew under regulations in force from time to time in the Royal Air Force, and whose qualifications have been officially recorded.

12.022. Civic Insignia. Civic Insignia, chains and badges may be worn with Lieutenancy dress by individuals holding the office of Lord Mayor or Mayor.

12.023. Orders, Decorations and Medals. The regulations authorizing the wearing of Orders, decorations and medals are contained in Army Dress Regulations Part 13.

12.024. Swords. Vice Lord-Lieutenants and Deputy Lieutenants, when wearing No 2 dress (Service dress), carry a sword appropriate to the arm of Service to which they formerly belonged; otherwise, and with Lieutenancy dress, the Infantry pattern sword should be worn, but Cavalry pattern may be worn by those in possession.

NO 1 DRESS (NON CEREMONIAL)

12.025. Uniform Description. The description of No 1 dress uniform is as follows:

- a. **Headdress.** Cap, forage peaked; dark blue with scarlet band and blue welt round crown, 1 row of silver oak leaf embroidery on peak. Gold embroidered cap badge; Rose, Prince of Wales's plume, Thistle or Shamrock according to country.
- b. **Jacket.** Dark blue barathea, with side bodies and side vents, the latter being 4½" in depth.

Stand collar of self material, maximum height 2¼” with white linen collar showing ⅛” above top of jacket collar. The linen collar to be secured by 5 metal studs sewn on the inside of the jacket collar. 2 breast pockets with centre pleats and three-point flaps with buttons, pleats to be 1½” wide and 7” deep from the top edge of the flap. The top edge of the breast flap to be aligned with the second buttonhole from the top. 2 hip pockets patch type with three-point flaps without buttons. The patch to be approximately 7½” wide at the mouth, 9½” wide at the bottom and 10” deep measuring from top of flap. The depth will vary slightly according to height of wearer. The top of hip flaps to run in line with bottom buttons. The front of jacket to have 5 buttons; the top button should be 1¼” from the collar seam. Sleeves are to be cut for a drop in cuff with a 2¾” vent and 2 buttonholes and buttons. The cuff is to be pointed and to measure 6” deep at the point and 2¾” at the narrowest point. Shoulder straps to be plain and detachable and fastened with a screw button, the tongue of the strap passing through a loop fitted on the sleevehead seams. The straps to be 2¼” wide at the sleevehead and 1½” through the centre of the buttonhole. A loose belt of self material, 2” wide with 3 pairs of eyelets at the end and fitted at the end with a 2-prong white metal plated buckle. Black waist hooks to be fitted to accommodate the Sam Browne belt.

- c. **Gorget Tabs.** Scarlet gorget tabs 4½” long with gorget button and blue gimp down the centre, with the straight edge flush with the front ends of the collar.
- d. **Badges of Rank.** Rose, Prince of Wales's plume, Thistle or Shamrock according to country. Gilt Metal.
- e. **Buttons.** Buttons are size 27 ligne except for gorget patches which are 20 ligne. White metal, with embossed crown in centre, encircled by a wreath of laurel.
- f. **Belt.** Sam Browne belt. Brown leather.
- g. **Overalls/Trousers.** Dark blue barathea with scarlet stripes 1¾”. Trousers may be worn on appropriate occasions.
- h. **Gloves.** Brown leather.
- i. **Sword.** Infantry officers pattern.
- j. **Footwear.** With overalls: George boots or Wellington boots and spur boxes and spurs. With trousers: George boots without spurs.
- k. **Greatcoat.** Blue cloth, double breasted, 2 cross pockets, pivot sleeves, 6 buttons on either side 8” to 10” apart at the top and 4” to 6” at the waist, lined with blue. No shoulder straps; sword slit at the left side.

NO 2 DRESS (SERVICE DRESS) - OPTIONAL

12.026. Uniform Description. The description of No 2 dress is as follows:

- a. **Headdress.** Cap, forage, peaked or cap khaki peaked. Gold embroidered cap badge with cap, forage, peaked and gilt metal with cap, khaki, peaked. A cap, forage, peaked is always

to be worn when a sword is carried.

- b. **Jacket and Trousers.** Universal pattern.
- c. **Gorget Patches.** As for No 1 dress but 3½” and shaped to the lapel.
- d. **Shirt and Tie.** Khaki.
- e. **Belt.** Sam Browne belt with brace. Brown leather.
- f. **Gloves.** Brown leather.
- g. **Sword.** Ceremonial.
- h. **Sword Knot.** Brown leather.
- i. **Scabbard.** Plain brown leather.
- j. **Footwear.** Brown leather shoes.

UNIFORM PROVISIONING RESPONSIBILITY

12.027. There is no MOD financial responsibility for the provision and maintenance of uniform items for Lords Lieutenant and Lieutenants.

SECTION 6

CERTAIN OFFICERS ROYAL HOSPITAL CHELSEA

AUTHORIZED OFFICERS

12.028. Authority to Wear Uniform. The following officers are authorized to wear uniform.

- a. The Governor.
- b. The Lieutenant Governor (Also known as the Secretary).
- c. Adjutant.
- d. Captains of Invalids.
- e. Quartermaster.
- f. Physician and Surgeon.
- g. Chief Accountant.

12.029. Supply and Maintenance of Uniform. Supply and maintenance of uniform is the responsibility of Royal Hospital Chelsea. Costs for supply and maintenance of uniforms should not fall to MOD.

CEREMONIAL DRESS - GOVERNOR AND LIEUTENANT GOVERNOR

12.030. Description of Uniform.

- a. **Headdress.** Black silk cocked hat left side 6¼” high, right side 5¾” long, each corner 4⅜” long with 4 gold bullions, the inner rows twisted; gold purl netted buttons, tassels, gold worked head, 6 gold bullions with 12 crimson bullions under them.
- b. **Plume.** White swan feathers drooping outwards 10” long with red feathers under them long enough to reach the ends of the white ones; feather stem 3” long.
- c. **Frockcoat.** As worn by senior officers of the Regular Army (see Part 2 Section 3 of these Regulations).
- d. **Overalls.** Dark blue barathea with scarlet stripes 2½” wide and welted at the edges down the side seams.
- e. **Footwear.** George boots or Wellington boots and box spurs.
- f. **Gloves.** White nylon or cotton.
- g. **Shoulder Cords.** Gold, dark blue backed. (See Pamphlet 1 of these regulations).
- h. **Sword.** General officer pattern No 1 Mameluke hilt, with device of sword and baton crossed, encircled with oak leaves, imitation ivory grip, Scimitar blade.
- i. **Sword Belt.** The waist belt is 2½” wide and of length to suit the wearer. It is fitted with a

double tongued brass buckle and has 4 brass dees for the shoulder belt (2 at the back and 1 at each side), a running loop for the free end of the belt, 2 brass rings for attachment of the frog, and a hook for hooking it up. The waist belt is lined with faced basil.

- j. **Sword Knot.** Gold and crimson cord and acorn.
- k. **Sword Slings.** Gold lace crimson leather.
- l. **Sword Scabbard.** General officer pattern, steel ridged with cross locket and rings.
- m. **Waist Sash.** Gold and crimson silk net. (See Pamphlet 1 of these regulations).

CEREMONIAL DRESS - ADJUTANT AND CAPTAINS OF INVALIDS

12.031. Description of Uniform.

- a. **Headdress.** Black silk cocked hat. Dimensions for size: The left side 6¼” high and the right side 5¾”, each corner 4¾” long. On the right side, a black silk cockade with a loop of ½” lace fastened by a button; at each corner, a bullion tassel, consisting of 9 gold bullions and 11 crimson bullions under them 1¾” long, exclusive of the head; midway between the loop and tassel, front and back, a band of 1¾” black braid of oak leaf pattern.
- b. **Plume.** White swan feathers drooping outwards 6” long.
- c. **Tunic.** Blue cloth; the skirt 12” deep for an officer 5' 9” in height with a proportionate variation for any difference in height. Plain scarlet cloth collar and cuffs. A blue flap on each sleeve 6” long and 2½” wide, with 3 small buttons; a similar flap, 9” long, with 2 buttons on each skirt behind; 8 buttons down front and 2 at the waist behind; a gold cord loop with a small button on each shoulder. The front flaps and back skirts edged with scarlet cloth, ⅛” wide, and the skirt lined with black. No badges of rank and no collar badges. Buttons are gilt mounted; the star of the Garter within the Garter and motto, surmounted by a Crown.
- d. **Badges and Buttons.** In gilt metal.
- e. **Trousers.** Mens blue No 1 dress Infantry pattern with 1¾” scarlet stripe, wool, barathea.
- f. **Footwear.** George boots or Wellington boots. No spurs.
- g. **Gloves.** White nylon or cotton.
- h. **Sword.** Nickel plated, Infantry pattern. Guard pierced with an ornamental device. Wooden grip covered with fish skin and bound with silver wire.
- i. **Sword Belt.** Infantry pattern.
- j. **Sword Knot.** Gold and crimson strap with gold acorn.
- k. **Sword Slings.** Gold (long and short) set.
- l. **Sword Scabbard.** Nickel plated, Infantry pattern.

- m. **Waist Sash.** Polyester and cotton, crimson officers, Bandmasters Infantry Regiments.

NON-CEREMONIAL DRESS - GOVERNOR AND LIEUTENANT GOVERNOR

12.032. Description of Uniform.

- a. **Headdress.** Cap, forage, peaked of General officer pattern.
- b. **Jacket.** Standard pattern dark blue.
- c. **Overalls.** Dark blue barathea with scarlet stripes 2½” wide and welted at the edges down the side seams.
- d. **Belt.** Sam Browne belt. Brown leather.
- e. **Gloves.** Brown leather.
- f. **Footwear.** George boots or Wellington boots with box spurs.

NON-CEREMONIAL DRESS - ADJUTANT AND CAPTAINS OF INVALIDS

12.033. Description of Uniform.

- a. **Headdress.** Cap, forage, peaked.
- b. **Tunic.** As for ceremonial.
- c. **Trousers.** Men's blue No 1 dress, Infantry pattern with 1¾” scarlet stripe, wool, barathea.
- d. **Belt.** Sam Browne belt. Brown leather.
- e. **Footwear.** George boots or Wellington boots. No spurs.

CEREMONIAL DRESS - QUARTERMASTER

12.034. Description of Uniform.

- a. **Headdress.** Black silk cocked hat. Dimensions for size: The left side 6¼” high and the right side 5¾”, each corner 4¾” long. On the right side, a black silk cockade with a loop of ½” lace fastened by a button; at each corner, a bullion tassel, consisting of 9 gold bullions and 11 crimson bullions under them 1¾” long, exclusive of the head; midway between the loop and tassel, front and back, a band of 1¾” black braid of oak leaf pattern
- b. **Plume.** White Swan feathers, 5” long upright.
- c. **Tunic.** Blue cloth; the skirt 12” deep for an officer 5' 9” in height with a proportionate variation for any difference in height. Plain scarlet cloth collar and cuffs. A blue flap on each sleeve 6” and 2½” wide, with 3 small buttons; a similar flap, 9” long, with 2 buttons on each skirt behind; 8 buttons down front and 2 at the waist behind; a gold cord loop with a small button on each shoulder. The front flaps and black skirts edged with scarlet cloth, ⅛” wide, and the skirt lined with black. No badges of rank and no collar badges. Buttons are gilt mounted; the star of the Garter within the Garter and motto, surmounted by a Crown.
- d. **Badges and Buttons.** In gilt metal.

- e. **Trousers.** Mens blue No 1 dress Infantry pattern with 1¾” scarlet stripe, wool, barathea.
- f. **Footwear.** George boots or Wellington boots. No spurs.
- g. **Gloves.** White nylon or cotton.
- h. **Sword.** Nickel plated, Infantry pattern. Guard pierced with an ornamental device. Wooden grip covered with fish skin and bound with silver wire.
- i. **Sword Belt.** Black Morocco leather with gilt metal furniture.
- j. **Sword Knot.** Gold and crimson strap with gold acorn.
- k. **Sword Slings.** Black Morocco leather (long & short) set.
- l. **Sword Scabbard.** Nickel plated, Infantry pattern.
- m. **Shoulder Belt and Pouch.** Black Morocco leather with gilt metal furniture. No embellishment on pouch.

CEREMONIAL DRESS - PHYSICIAN AND SURGEON

12.035. Description of Uniform.

- a. **Headdress.** Black silk cocked hat. Dimensions for size: The left side 6¼” high and the right side 5¾”, each corner 4¾” long. On the right side, a black silk cockade with a loop of ½” lace fastened by a button; at each corner, a bullion tassel, consisting of 9 gold bullions and 11 crimson bullions under them 1¾” long, exclusive of the head; midway between the loop and tassel, front and back, a band of 1¾” black braid of oak leaf pattern.
- b. **Plume.** Black cock feathers drooping outwards 6” long.
- c. **Tunic.** Blue cloth; the skirt 12” deep for an officer 5' 9” in height with a proportionate variation for any difference in height. Plain scarlet cloth collar and cuffs. A blue flap on each sleeve 6” long and 2½” wide, with 3 small buttons; a similar flap, 9” long, with 2 buttons on each skirt behind; 8 buttons down front and 2 at the waist behind; a gold cord loop with a small button on each shoulder. The front flaps and back skirts edged with scarlet cloth ½” wide, and the skirt lined with black. No badges of rank and no collar badges. Buttons are gilt mounted; the star of the Garter within the Garter and motto, surmounted by a Crown.
- d. **Badges and Buttons.** In gilt metal.
- e. **Trousers.** Mens blue No 1 dress Infantry pattern with 1¾” scarlet stripe, wool, barathea.
- f. **Footwear.** George boots or Wellington boots. No spurs.
- g. **Gloves.** White nylon or cotton.
- h. **Sword.** Nickel plated, Infantry pattern. Guard pierced with an ornamental device. Wooden grip covered with fish skin and bound with silver wire.
- i. **Sword Belt.** Black Morocco leather, gold embroidered with gilt metal furniture.

- j. **Sword Knot.** Gold and crimson strap with gold acorn.
- k. **Sword Sling.** Black Morocco leather, gold embroidered (long & short) set.
- l. **Sword Scabbard.** Nickel plated, Infantry pattern.
- m. **Shoulder Belt and Pouch.** Black Morocco leather embroidered with gold and with gilt metal furniture. Pouch to be embellished with EV11R Cypher.

CEREMONIAL DRESS - CHIEF ACCOUNTANT.

12.036. Description of Uniform.

- a. **Headdress.** Black silk cocked hat. Dimensions for size: The left side 6¼” high and the right side 5¾”, each corner 4¾” long. On the right side, a black silk cockade with a loop of ½” lace fastened by a button; at each corner, a bullion tassel, consisting of 9 gold bullions and 11 crimson bullions under them 1¾” long, exclusive of the head, midway between the loop and tassel, front and back, a band of 1¾” black braid of oak leaf pattern.
- b. **Plume.** White swan feathers drooping 10” long with yellow feathers under them, long enough to reach the ends of the white ones; feather stems 3” long.
- c. **Tunic.** Blue cloth; the skirt 12” deep for an officer 5' 9” in height with a proportionate variation for any difference in height. Plain scarlet cloth collar and cuffs. A blue flap on each sleeve 6” long and 2½” wide, with 3 small buttons; a similar flap, 9” long with 2 buttons on each skirt behind; 8 buttons down front and 2 at the waist behind; a gold cord loop with a small button on each shoulder. The front flaps and back skirts edged with scarlet cloth ⅛” wide, and the skirt lined with black. No badges of rank and no collar badges. Buttons are gilt mounted; the star of the Garter within the Garter and motto, surmounted by a Crown.
- d. **Badges and Buttons.** In gilt metal.
- e. **Trousers.** Mens blue No 1 dress Infantry pattern with 1¾” scarlet stripe, wool, baratheia.
- f. **Footwear.** George boots or Wellington boots. No spurs.
- g. **Gloves.** White nylon or cotton.
- h. **Sword.** Nickel plated, Infantry pattern. Guard pierced with an ornamental device. Wooden grip covered with fish skin and bound with silver wire.
- i. **Sword Belt.** Black Morocco leather with gilt metal furniture.
- j. **Sword Knot.** Gold and crimson strap with gold acorn.
- k. **Sword Slings.** Black Morocco leather (long & short) set.
- l. **Sword Scabbard.** Nickel plated, Infantry pattern.

SECTION 7

CONSTABLE AND GOVERNOR OF WINDSOR CASTLE

CEREMONIAL UNIFORM

12.037. Uniform Items. The Constable and Governor of Windsor Castle is entitled to wear his previous Service uniform including Full Dress and Ceremonial uniforms or to wear the particular uniform detailed below:

- a. **Uniform and Accoutrements.** The uniform and accoutrements normally on issue to the officer selected for the appointment of Constable and Governor of Windsor Castle, prior to taking up the appointment, may be retained on leaving the Service. Maintenance of such items may be at public expense through MOD channels. Additionally, a cocked hat may be issued through MOD channels at public expense. On completion of the tenure of appointment the issued items must be transferred to the succeeding officer.
- b. **Headdress.** Black silk cocked hat, left side 6¼” high, right side 5¾” long, each corner 3⅜” with 4 gold bullions, the inner rows twisted; gold purl netted buttons, tassels, gold worked head, 6 gold bullions with 12 crimson bullions under them.
- c. **Plume.** White swan feathers drooping outwards 10” long with red feathers under them long enough to reach the ends of the white ones; feather stem 3” long.
- d. **Tunic.** Blue cloth, drab silk, black silk shirt linings. Scarlet collar and cuffs. Collar embroidered with gold acorns and oak leaves. 8 buttons down the front. Cuffs and sashes are embroidered with gold acorns and oak leaves. 2 buttons at waist behind and back skirts embroidered gold as for General officer. 3 buttons on each flap. Front collar, cuffs and sashes edged scarlet $\frac{3}{16}$ ” wide. Buttons are gilt; Round Tower of Windsor Castle with the letters “ER” and a baton and key crossed.
- e. **Overalls.** Dark blue barathea with scarlet cloth stripes 2½” wide and welted at the edges down the side seams.
- f. **Footwear.** Wellington boots and plated box swan neck spurs.
- g. **Greatcoat.** Atholl grey coat.
- h. **Ceremonial Accoutrements.**
 - (i) **Pattern.** General officer pattern.
 - (ii) **Detail of Items.** The following is worn:
 - (1) **Gloves.** White nylon or cotton.
 - (2) **Shoulder Cords.** Gold, dark blue backed with a silver embroidered device; Round Tower of Windsor Castle with the letters “ER” and a baton and key crossed.

- (3) **Sword.** No 1 Mameluke hilt with device of sword and baton crossed, encircled with oak leaves, imitation ivory grip, scimitar blade.
- (4) **Sword Belt.** The waist belt is 2½” wide and of length to suit the wearer. It is fitted with a double tongued brass buckle and has 4 brass dees for the shoulder belt (2 at the back and 1 at each side), a running loop for the free end of the belt, 2 brass rings for attachment of the frog and a hook for hooking it up. The waist belt is lined with faced basil.
- (5) **Sword Knot.** Gold and crimson cord and acorn.
- (6) **Sword Scabbard.** Steel ridged with cross locket and rings.
- (7) **Sword Sling.** Gold lace crimson leather.
- (8) **Waist Sash.** Gold and crimson silk net.

12.038. Aiguillettes & Royal Cipher. As this appointment is part of the Royal Household, those incumbents who choose to wear previous Service uniform are privileged to wear Royal Aiguillettes on the right shoulder and the Sovereign’s Cipher (EIIR) on shoulder boards.

SECTION 8

GOVERNOR OF EDINBURGH CASTLE

CEREMONIAL UNIFORM

12.039. Uniform Items. The Governor of Edinburgh is usually an officer of the Army Reserve. As such, he is entitled to normal uniforms appropriate to his rank. He is also entitled to all the appropriate uniform grants. He is also entitled to wear the General Officer's frock coat worn with a cocked hat on appropriate occasions.

- a. **Cocked Hat.** The hat is of black silk. The left side is to be 6¼ inches, and the right side 5¾, inches high. Each corner 4 ⅜ inches long. On the right side, a black silk cockade beneath a loop fastened by a button; at each end a bullion tassel consisting (except where otherwise stated) of nine gold bullions with eleven crimson bullions under them, 1¾ inches long, excluding the head; midway between the loop and the tassel, front and back, a diagonal band of 1¾ inch black oakleaf lace. A double loop of gold bullions, the inner of the two loops being twisted; gold purl net button
- b. **Plume.** White swan feathers drooping outwards 10" long with red feathers under them long enough to reach the ends of the white ones; feather stem 3" long.
- c. **Ceremonial Accoutrements.**
 - (i) **Pattern.** General officer pattern.
 - (ii) **Detail of Items.** The following are issued items and are worn as appropriate:
 - (a) **Shoulder Cords.** Gold, dark blue backed
 - (b) **Sword.** No 1 Mameluke hilt with device of sword and baton crossed, encircled with oak leaves, imitation ivory grip, scimitar blade.
 - (2) **Sword Belt.** The waist belt is 2½" wide and of length to suit the wearer. It is fitted with a double tongued brass buckle and has 4 brass dees for the shoulder belt (2 at the back and 1 at each side), a running loop for the free end of the belt, 2 brass rings for attachment of the frog and a hook for hooking it up. The waist belt is lined with faced basil.
 - (3) **Sword Knot.** Gold and crimson cord and acorn.
 - (4) **Sword Scabbard.** Steel ridged with cross locket and rings.
 - (5) **Sword Sling.** Gold lace crimson leather.
 - (6) **Waist Sash.** Gold and crimson silk net.
 - (7) **Gloves.** White nylon or cotton

12.040. Aiguillettes & Royal Cipher. There is no entitlement to aiguillettes or cyphers..

SECTION 9

MILITARY KNIGHTS OF WINDSOR

FULL DRESS

12.041. The following is prescribed:

- a. **Headdress.** Black silk cocked hat, gold lace loop and gilt button, 2 bullion tassels.
- b. **Plume.** Upright swan feathers, 8 $\frac{3}{8}$ " long; the bottom scarlet, the top white.
- c. **Dress Coat.** Scarlet cloth, double-breasted; Blue cloth Prussian collar; blue cloth cuffs, turnbacks and skirt linings; 10 buttonholes down the front at regular intervals; 2 rows of large buttons; square end to collar, with 2 cord holes and 2 small buttons on each side; scarlet flap on each skirt, with 4 cord holes and 4 large buttons on each flap; 2 buttons at the waist behind; scarlet cuff on each cuff, with 4 small buttons and buttonholes, each skirt ornamented at its termination with an embroidered St George's cross.
- d. **Buttons.** Gilt, half dome. Garter and Star with Crown above.
- e. **Epaulettes.** Gold bullion, gilt crescents, St George's shield with badges of rank above.
- f. **Sash.** Crimson silk net, 2 $\frac{3}{4}$ " wide, worn round the waist, fastened at the left side with a gilt clasp covered by a bow 6" x 3 $\frac{1}{2}$ ". 2 ends with tassels 18" long.
- g. **Shoulder belt.** White patent leather, 3" wide with a frog of the same material. The belt fastened with a breast plate of gilt metal, 4" x 3" with silver cut Garter Star and Crown mount. In the centre of the Star, a St George's Cross within the Garter.
- h. **Sword.** Cross hilt, gilt mountings.
- i. **Sword Scabbard.** Black leather.
- j. **Trousers.** Blue cloth, with scarlet cloth stripe, 1 $\frac{1}{4}$ " wide down the side seam.
- k. **Cloak.** Blue cloth lined with scarlet, no sleeves, deep cape lined in black; black velvet collar; gilt rose clasp and 5 gilt buttons down front.

UNDRESS UNIFORM

12.042. The following is prescribed:

- a. **Headdress.** Cap, forage, peaked of universal pattern, blue cloth with scarlet band and blue welts; scarlet welt round crown.
- b. **Cap Badge.** In silver embroidery on blue cloth, a shield with crimson velvet cross edged with gold.
- c. **Frockcoat.** Blue cloth, single-breasted, 8 buttons down the front at regular intervals, short side edges, 2 buttons on each skirt, 2 small buttons on each cuff. Prussian collar.

- d. **Scales.** Gilt crescents with embroidered St George's Cross, "ER" and badges of rank above.
- e. **Trousers.** Blue cloth, with scarlet cloth stripe 1 $\frac{3}{4}$ " wide down the side seams.

THE GOVERNOR OF THE MILITARY KNIGHTS

12.043. Additional Item Appropriate to the Governor of the Military Knights When a General Officer. When the Governor of the Military Knights is a General Officer and is wearing Undress uniform his cap, forage, peaked is decorated with gold braid in the prescribed manner.

12.044. Alternative Item Appropriate to the Governor of the Military Knights When a General Officer. When the Governor of the Military Knights is a General Officer and is wearing Undress uniform he is to wear a sash of the following description:

Gold and crimson net 2 $\frac{3}{4}$ " wide; 2 crimson stripes $\frac{1}{4}$ " wide, the rest gold, round tassels of gold fringe, 9" long. The sash fastened with buckles is worn round the waist, the tassels hanging from the left side.

UNIFORM PROVISIONING RESPONSIBILITY

12.045. There is no MOD financial responsibility for the provision and maintenance of uniform items for the Military Knights of Windsor.

SECTION 10

HIGH SHERIFFS

12.046. A High Sheriff who possesses uniform or Court Dress should wear it, provided that he is entitled to do so. It is considered inappropriate, however, for retired officers below the rank of Army Captain, or the equivalent in the other two Services, to wear military uniform when acting in the capacity of High Sheriff. High Sheriffs may wear the Alternative Dress (i.e. Evening Dress, knee breeches, stockings and shoes) or Morning Dress as appropriate. High Sheriffs who are also Deputy Lieutenants of Counties may wear the uniform of that office provided they obtain the permission of the Lord Lieutenant.

12.047. Retired Officers of the Royal Navy who are normally entitled to wear uniform may wear Service Dress.

12.048. Retired Officers of the Army may wear the uniform of their rank (frock coat for senior officers (lieutenant-generals and above) and others who were previously entitled to wear a frock coat (eg Household Division) or No 1 (with or without ceremonial accoutrements) or No 2 Dress, or Mess Dress) provided that, in the case of officers of the rank of Major or below, they obtain permission from the Ministry of Defence (PS12 (Army)). All retired Officers of the Army must, when in uniform, wear the metal symbol "R" below their badge of rank. Uniform must be complete and of the current pattern of the High Sheriff's former regiment or corps. In the rare instance of the former regiment or corps having been disbanded (as opposed to amalgamated or merged), the High Sheriff is to wear the uniform of the closest affiliated regiment or corps subject to the Colonel of the Regiment's or Regimental Colonel's approval.

12.049. Retired Officers of the Royal Air Force of the rank of Air Vice-Marshal and above may wear the uniform of their rank, No 1 Dress or, preferably, No 1A Dress; if required, loans of ceremonial shoulder boards and sashes can be arranged through Air A4 Clothing Policy and Ceremonial (Mr Iain Sangster) and collected from the RAF Northolt Ceremonial Loan Pool (managed by SERCO Supply Manager). Those of the rank of Air Commodore and below may wear No 1 Dress only.

12.050. High Sheriffs wearing the uniform of their former Services should adhere strictly to official dress regulations. They should not embellish their uniforms with accoutrements and insignia which do not form part of the prescribed uniform (eg Deputy Lieutenants' waist sashes).

12.051. No dress is prescribed for lady High Sheriffs, but that most frequently worn tends to comprise a suit of velvet or other dark cloth, a lace jabot and lace cuffs, shoes with buckles and a hat (with a feather). No sword is carried.

SECTION 11

HONORARY APPOINTMENTS OCCUPIED BY RETIRED SENIOR OFFICERS

12.052. There are a number of honorary appointments, arranged through but not appointed by the MOD, which are occupied by retired senior officers. On occasions, these individuals may be required to wear uniform in the course of their duties and, if appropriate, they may continue to wear the uniform of their former military rank. These appointments include Constables, Lieutenant Governors as well certain Gentlemen Ushers.

12.053. Essential ceremonial uniforms and accoutrements (less Mess Dress) already in the possession of the individual may be repaired and replaced at public expense through the Joint Services Administrative Unit London. In cases of doubt, PS12(A) is to be consulted.



ARMY DRESS REGULATIONS (ALL RANKS)

Part 14 Regulations covering Standards, Guidons, Colours and Banners of the British Army

Ministry of Defence
PS12(A)
March 2017

SECTION 1 – GENERAL INSTRUCTIONS

INTRODUCTION

14.01 Scope. These regulations contain the regulations dealing with the scale, provision, accounting, control, design and care of Standards, Guidons, Colours and Banners.

14.02 Application. These regulations are applicable to the Regular Army, the TA, the ACF and the CCF, and the MOD sponsored Schools.

14.03 Layout. These regulations is divided into the following Sections and related Annexes and Scales:

Section 1 – General Instructions.

Section 2 - Standards, Guidons and Colours.

Annex A - Scales of issue of Standards, Guidons and Colours.

Annex B - Pictorial Guide to designs of Standards, Guidons and Colours.

Annex C - Badges, Devices, Distinctions and Mottoes borne on Standards, Guidons and Colours.

Annex D - Company Badges borne on the Regimental Colours of the Guards Division.

Annex E - Badges borne on the Regimental Colours of the Infantry.

Annex F - Regimental Facing Colours.

Annex G - Divisional Facing Colours.

Section 3 - State Colours.

a. Annex A - Full Description.

Section 4 - RMAS Sovereign's Banner, ACF and CCF Banners and DYRMS and QVS Colours.

Section – 5 – Emblazoning of Drums

14.04 Related Publications. These regulations should be read in conjunction with Queen's Regulations (QRs) paras 8.019 to 8.032, Ceremonial for the Army AC 64332 and the Army List.

PROVISION, ACCOUNTING AND AINTENANCE

14.05 Provision and Accounting. Unless otherwise indicated, the items covered by these regulations are provided and maintained by DES. They are to be held on charge in the appropriate clothing account on AF H8500 (Clothing Account Sheet) as directed on the Unit clothing account database.

14.06 Repair and Maintenance. Repair and maintenance of the items covered by these regulations are only to be carried out on the authority of DES DC Parade and Ceremonial. A full statement giving the nature and reason for the work is to be submitted to DES DC Parade and Ceremonial through Pers Ops PS12(A), who will then authorise the necessary repairs to be undertaken. It should be noted that if this is the result of poor husbandry, or careless handling, then the Unit concerned may be liable for all, or part of the cost involved.

14.07 Private Funding. Standards, Guidons and Colours are held on Royal Authority and provided at public expense. Therefore unless specified in these regulations, no payments are to be made from non-public funds for their provision or maintenance.

CONTROL

14.08 DES control all items covered in these regulations and so all queries are to be directed to DES DC Parade and Ceremonial

MOBILIZATION

14.09 Safe Keeping of Standards, Guidons and Colours. Standards, Guidons and Colours are no longer taken on mobilization. On mobilization they are to be placed in safe custody and DES DC Parade and Ceremonial notified of their location. No repairs will be authorised during a period of mobilization. (Note paras below and QRs para 8.029).

HUSBANDRY

14.010 Care. On no account are Standards, Guidons, Colours or Banners to be dry cleaned. They are to be lightly brushed with a soft brush.

14.011 Protection from Dampness. Should any of these items become wet they are to be dried carefully and thoroughly before being rolled or packed away. In hot and humid climates these items should be frequently aired and stored in a cool place. Ideally, when not in use, they should be wrapped in sulphur-free paper and stored in the containers in which they are issued. The continued display of these items, involving exposure to bright sunlight and/or humidity causes rapid deterioration and should therefore be avoided.

14.012 Packing. Although the following paragraphs are written primarily for Colours, the principles apply to Standards, Guidons, Banners and Belts as well.

14.013 The Colour, pike, tassels and Royal Crest ornament are to be assembled in the normal way. The tassels on the cords should be wrapped in sulphur-free paper, care being taken that the cord is not twisted when doing this. Sulphur-free paper is to be placed over the Colour near the pole and underneath the cord and tassels, which are to be turned up to be accommodated within the depth of the Colour. The sulphur-free paper is to extend at least 51mm above the top fringe and 51 mm below the bottom fringe. The Colour should then be partly furled by rolling in a clockwise direction until approximately 152 mm of the first layers of sulphur-free paper are reached. At this point further layers of sulphur-free paper are to be added, so that there is an overlap of 152 mm and furling should be continued, this process being followed until the Colour is entirely furled, when there should be an overlap of 304 mm of sulphur-free paper beyond the end fringe. The furl should then be lightly tied with soft thread at the top, bottom and 2 equally spaced points between the top and bottom, or as otherwise required to ensure that the sulphur-free paper is held in position, so that no part of the Colour is exposed.

14.014 The Royal Crest ornament on top of the pike is to be covered on both sides by wadding placed within the sulphur-free paper to make a pad, which should be lightly tied round the crest and over the top of the fringe of the Colour. The pike below the Colour should be wrapped in stout brown paper and lightly but securely tied. The completed wrapped Colour is then to be placed in the wooden case provided, which should be lined with waterproof material. The second Colour, after being similarly wrapped, should be placed in the case, The Royal Crest ornament being placed at the opposite end. Further protection should be given at the ends accommodating the Royal Crest ornament by the use of clean waste paper to form a packing. The case should be securely nailed or screwed.

14.015 Two principles are to be observed throughout packing:

- a. Sulphur-free paper is to be used and held in position throughout, to avoid tarnishing of the metal and to protect the French polish on the pike. It may be obtained on demand in accordance with current regulations, being an HMSO coded item. (White acid free, non tarnishing tissue paper – code 025-0038 – size 508 mm x 762 mm. Larger sizes can be obtained by special order from HMSO).
- b. Tying should be light to ensure that the Colour or fringe is not marked.

14.016 The wooden cases should be examined and any defects, such as knot-holes, which could provide access for mice, made good.

14.017 Cases are to be stored in a dry place, not on stone, concrete or a brick floor and away from heat or strong sunlight.

14.018 – 14.020 Reserved

SECTION 2 - STANDARDS, GUIDONS AND COLOURS

INTRODUCTION

14.021 Scope. This section deals with the design, issue, presentation and disposal of standards, guidons and colours and with pikes and belts.

14.022 Application. This section applies to the following categories of the Regular Army and TA:

The Royal Armoured Corps (Standards and Guidons)
The Infantry (Colours)
The AAC (Guidon)

GENERAL

14.023 Scales of Issue. Scales 1 and 2 at Annex A, show the scale of issue of standards, guidons and colours and associated equipment. Pers Ops PS12(A) maintains a register of the holders of standards, guidons and colours showing dates of issue. In January of each year, LF PS12(A) will issue details of items ready for presentation, work to be undertaken in the next FY and a forecast covering the following 20 years or so. These details will be based on the normal replacement periods of:

- | | | | |
|-----------|---|---|--|
| a. | Household Division | - | Every 10 years. (May be replaced earlier subject to conditioning board.) |
| b. | Regular Army and RMAS stand of colours | - | Every 20 years |
| c. | HAC | - | Every 25 years. |
| d. | TA | - | Every 30 years. |
| e. | Ballater Colour, RMAS Sovereign's Banner, banner of ACF and CCF and banner of DYRMS and QVS | - | When required by conditioning board |
| f. | Royal Gibraltar Regiment | - | As proposed by CBF Gibraltar and agreed by LF PS12(A). |

14.024 Referencing. For the purpose of indicating the position only of badges and other devices borne on standards, guidons and regimental colours the corners are numbered from the top left, clockwise; 1st, 2nd, 4th and 3rd.

14.025 Identification of Correct Badges and Devices. The badges, distinctions and mottoes borne on standards, guidons and regimental colours are those shown after the title of the regiment in the Army List, Part 1; the centre badge being that printed in the Army List in heavy (bold) type. These are to conform precisely to the approved pattern. The colour of the associated scrolls will be within the discretion of the Inspector of Regimental Colours.

14.026 Battle Honours. The battle honours to be borne on standards, guidons and colours are those printed in the Army List, Part 1 after the title of the regiment in heavy type. Battle honours are emblazoned in chronological order of theatres. The theatre honour is placed after the battles of a theatre. The order of battle honours on standards, guidons and colours are read from left to right. The comma between the battle name and the first date shown in the Army List is omitted in the interest of clarity. Because scrolls are of uniform size extra long battle names are abbreviated. Thus, for example, 'North West Europe' is emblazoned as 'NW Europe'. Before new or replacement standards, colours or guidons are made the honours claimed by a unit are to be checked for accuracy and order by Pers Ops PS12(A) and Army Historical Branch before submission to the Inspector of Regimental Colours. For maximum numbers of Battle Honours and other devices that can be borne on the Colours see paras **14.037 – 14.041** below and **Annex B**.

14.027 Conditioning Boards. All colours and banners requiring repair or replacement will be subject to a Conditioning Board consisting of SO1 Pers Ops PS12(A) (President), representatives from the custodian and DES DC Parade and Ceremonial. Technical advice will be available from a suitably qualified specialist provided by the colours contractor.

DESIGN OF STANDARDS, GUIDONS AND COLOURS

14.028 Pictorial Guide. A pictorial guide to the design of standards, guidons and colours is at Annex B to this section.

14.029 Provision of Paintings. The provision of paintings of standards, guidons, and colours is the responsibility of the Inspector of Regimental Colours who is Garter Principal King of Arms. Paintings will be provided at public expense when requested by DES DC Parade and Ceremonial but only one set of paintings in respect of each new standard, guidon or colour can be publicly funded. Following consultation with the regiment or unit involved the Inspector of Regimental Colours is the sole responsible authority on all details appertaining to the design of standards, guidons and colours. It is his responsibility to:

- a. Arrange for the preparation of paintings of new standards, guidons and colours for approval by the Army Honours and Distinctions Committee (AHDC) on behalf of the Defence Council and the Sovereign.

- b. To ensure the safe custody of the approved painting of such standards, guidons and colours, which will form the authority for the design of subsequent issues?
- c. Arrange for the provision of such paintings to Home Command PS12 and DES DC Parade and Ceremonial for the guidance of contractors when standards, guidons and colours are authorised to be made.

14.030 Unauthorized Alterations. The design of standards, guidons and colours is **not** to be altered without the approval of the Sovereign, signified through the AHDC on behalf of the Army Board of the Defence Council upon a submission from Home Command PS12 to whom all requests for changes are to be sent.

14.031 Reverse Side of Standards, Guidons and Colours. The layout of badges on the reverse side of standards, guidons and colours is to be determined by Home Command PS12 in consultation with the Inspector of Regimental Colours.

14.032 Inspection and Collection Arrangements. Before manufacture is begun, Home Command PS12 (copy to DES DC Parade and Ceremonial) will send a copy of the painting of new standards, guidons or colours to the regimental headquarters concerned for information. An opportunity will also be afforded for the new standard, guidon or colour to be inspected by the regimental representatives on its completion. Following inspection of the new colour, standard or guidon, it is to be collected by a Commissioned Officer and held in safe custody by the Regiment until presentation.

14.033 Design of Standards. The standards of the Household Cavalry are of crimson silk damask embroidered and fringed with gold. The tassels and cords are gold of special design. The standards are 711.2mm wide, exclusive of the pocket for the pike and the fringe, and 584.2mm deep excluding the fringe. The fringe is 88.9mm deep, the corners are square. The Sovereign's Standard bears the Royal Arms and the Royal Cypher and the Squadron Standard bears the conjoined Tudor rose, thistle and shamrock surmounted by a crown, and the Royal Cypher ensigned with the crown. The Sovereign's Standard and the Squadron Standard bear the battle honours shown in heavy type in the Army List. The number of Battle Honours borne on the Standards will depend on the number of letters and the font size and will be decided upon by Headquarters Household Cavalry and the Inspector of Regimental Colours

14.034 Dragoon Guards and RTR. The standards of Dragoon Guards and the Royal Tank Regiment are of crimson silk damask embroidered and fringed with gold. The cords and tassels are of crimson silk and gold alternate strands. The standard is 749.3mm wide, exclusive of the fringe and pocket for pike, and 685.8mm deep excluding the fringe. The corners are square; the fringe is 57.15mm deep. See Annex B, Figure 1. See Para 14.037 – 041 for emblazoning.

14.035 Design of Regular Army Guidons. Guidons of Dragoons, Hussars and Lancers are swallow-tailed and are of crimson silk damask embroidered and fringed with gold. The cords and tassels are of crimson silk and gold alternate strands. The guidon is 1041.4mm wide to the ends of the points of the swallow-tail exclusive of the fringe and the pocket for the pike, and 685.8mm deep excluding the fringe. The

fringe is 57.15mm deep. The outside upper and lower corners are rounded off 304.8mm from the end. The point of the split of the swallow-tail is 787.4mm from the pike and equidistant from the upper and lower edges. The width of the split at the points of the swallow-tail is 342.9mm. See Annex B, Figure 2. See Para 14.037 – 041 for emblazoning. The guidon for the AAC follows the same dimensions and is also of crimson silk.

14.036 Design of Yeomanry Guidons. Guidons of Yeomanry Regiments are to be exactly the same specifications as described in Para 14.035. See Annex B, Figures 5 and 6. See Para 14.037 – 041 for emblazoning. The guidons of independent Yeomanry Squadrons are not authorized at public expense.

EMBLAZONING OF STANDARDS AND GUIDONS (EXCEPT THE HOUSEHOLD CAVALRY)

14.037 Badges, Devices, Distinctions and Mottoes Shown. The standard or guidon of each regiment bears a selection of the badges, devices, honorary distinctions and mottoes which have been conferred by Royal Authority; these are shown in the Army List, see Para 14.025 and Annex C to this section. Honorary distinctions awarded to Yeomanry regiments for service as another arm in WWII are to be emblazoned on the same side as the WWII battle honours, centred at the bottom.

14.038 Position of Battle Honours for Dragoon Guards and Dragoons. The battle honours emblazoned on the standards of Dragoon Guards and the guidons of Dragoons are those shown in heavy type in the Army List, see Para 14.026. The Great War and Second World War battle honours are emblazoned on the reverse and the remainder on the obverse.

14.039 Position of Battle Honours for RTR. Standards of the Royal Tank Regiment bear the Great War and Second World War battle honours on the obverse and subsequent battle honours on the reverse.

14.040 Position of the Rank and Abbreviated Regimental Titles. The rank and abbreviated title of each regiment, in Roman numerals and letters, both gold, on a ground of the same colour as the facing colour (see Annex F) within a wreath of roses, thistles and shamrocks, is to be in the second and third corners, and the white horse of Hanover on a green mount, on a crimson ground, within a scroll, is to be in the first and fourth corners. Standards of the Royal Tank Regiment have a knight's helm in black in place of the white horse. **Guidons of Yeomanry regiments do not bear the corner badges described in this paragraph.**

14.041 Inscribing of Titles. The full title of each regiment is inscribed in Roman numerals and capital letters in gold on a crimson circle, within the union wreath of roses, thistles and shamrocks, with a badge selected by the regiment and approved by the Inspector of Regimental Colours and the Army Board, on a crimson ground in the centre, the whole ensigned by St Edward's crown. The motto is to be borne on a scroll below the tie of the universal wreath. Where 2 mottoes or more are borne, one is to be placed above the other on separate scrolls.

COLOURS

14.042 Material. Colours are of silk; the dimensions are 1143mm wide, exclusive of the fringe and pocket for the pike; and 914.4mm deep, excluding the fringe. The fringe is 50.80mm deep. The pike, including the gilt Royal Crest ornament, is 3628.9mm long (not jointed). Cords and tassels are crimson and gold alternate strands.

14.043 The Guards Division:

a. The first, or Royal, colour, hereinafter called the Queen's Colour, is crimson. It bears the badges and distinctions shown in the Army List, conferred by Royal Authority on the respective battalions, as well as those authorized for the second, or Regimental, colour (company badges excepted). See Para 14.025.

b. The Regimental Colour is the Great Union (in which the Cross of St George is conjoined with the crosses of St Andrew and St Patrick on a blue field, as modified by Her late Majesty Queen Victoria in 1900) and bears the badges and distinctions, shown in the Army List, granted to the regiment in commemoration of war services and one of the ancient badges conferred by Royal Authority on each of the companies (see Annex D) comprising the respective battalions; the badges being borne in rotation as the colours are replaced.

c. All the battle honours shown in heavy type in the Army List are borne on both the Queen's and Regimental Colours. See Para 14.026.

14.044 Regular Army Infantry (Except the Guards Division):

a. The Queen's Colour is the Great Union and bears, in the centre of the St George's Cross, the territorial designation of the regiment on a crimson circle with the subsidiary title within, the whole ensigned with St Edward's crown. The number of the battalion, in Roman numerals in gold, is borne in the first corner except where no subsidiary title is borne, in which case the numeral is borne within the centre circle. A selection from the battle honours in respect of the Great War and Second World War is borne on the horizontal and lower vertical arms of St George's Cross. See Annex B Figures 3 and 4 and Para 14.026. The maximum number of Battle Honours is 43, arranged in 6 columns of 6 on the left and right horizontal panels and a column of up to 7 on the panel below the centre badge.

b. The field of the Regimental Colour is the same colour as the facing (field) colour of the regiment (see Annex F) except for those regiments which have a scarlet, white or black facing colour; in these cases the Regimental Colour is the Red Cross of St George, charged on a white ground if the facing colour is scarlet or white, and on a black ground if the facing colour is black.

c. The fringe is crimson and gold for the Queen's Colour and the facing (field) colour and gold for the Regimental Colour. For amalgamated regiments, see Para 14.047e.

d. The Regimental Colour may bear a selection from the badges, devices and honorary distinctions which have been conferred by Royal Authority (except for the Great War and Second World War battle honours which are borne on the Queen's Colour) and an honorary distinction badge awarded for service in another arm during the Second World War. See Annex E. The number of the battalion in Roman numerals in gold is to be placed in the first corner, below an honorary distinction that the regiment may be entitled to bear in that corner. The title of the regiment is to be inscribed in gold on a crimson circle within a union wreath of roses, thistle and shamrocks, with a badge, selected by the regiment (normally this is a clothing badge) and approved by the Inspector of Regimental Colours and the Army Board, on a crimson ground in the centre, the whole ensigned with St Edward's crown.

e. Where the number of battle honours to be borne on the Regimental Colour exceeds 9, a large laurel wreath is introduced and the battle honour scrolls are placed on the branches of the wreath. The only exception is the oak leaf wreath of The Mercian Regiment. If an odd number of battle honours is borne, the last one is to be placed across the tie of the union wreath of roses, thistles and shamrocks. The maximum number of battle honours that can be carried on the arms of the wreath is 47, i.e. 23 on each arm of the wreath and one across the tie of the union wreath as above.

f. Battle honour scrolls on Regimental Colours are to be embroidered black letters on white silk except for The Royal Regiment of Fusiliers and The Yorkshire Regiment who have black letters on yellow scrolls. All figures and letters will be in Roman as in Annex B, Figures 3 and 4. For amalgamated regiments, see Para 14.047e.

g. The Colours of battalions of the same regiment are to be the same design in all respects except the numeral.

h. All badges are to be in silk embroidery.

i. A silver wreath of immortelles is provided at public expense for the Queen's Colours of all battalions of The Royal Welsh to commemorate the Defence of Rorke's Drift. The wreath is a facsimile of that bestowed by Her late Majesty Queen Victoria, and is affixed to the pike immediately below the Royal Crest by a detachable pin. The wreath is laid up with the Colour and a new wreath is provided when the Colour is replaced.

j. Divisional facing colours are shown at Annex G to this section.

14.045 The Ballater Colour. The Ballater Colour is carried by the Royal Guard during duties at Balmoral. The colour comprises a centrally placed Queen's crown on the Union Flag. When not in use the colour is held at HQ 51 Bde for safe keeping.

14.046 TA Infantry.

a. The details given in Para 14.044 are applicable to TA infantry.

b. The Queen's and Regimental Colour of a TA infantry battalion will be the same as those borne by any regular battalions of the same regiment except in the following detail:

(1) The battalion numeral.

(2) Any honorary distinction badge, see sub-Para d.

(3) Any supplementary or volunteer title of the battalion, sub Para e.

c. Where a TA infantry battalion is part of a regiment that has no Regular Army element then the details emblazoned on the Regimental Colours are those described in Annex E.

d. Any honorary distinction badge awarded for services in another arm of the Service during the Second World War is borne on the Regimental Colour. It is normally affixed to both sides of the Colour, below the centre badge and wreath.

e. Any supplementary or volunteer title, e.g. 'Rifle Volunteers' is to be borne on a separate scroll within the centre circle on the Queen's Colour and below the union wreath on the Regimental Colour.

AMALGAMATED UNITS

14.047 Design of New Standards, Guidons and Colours. The design of new standards, guidons and colours for amalgamated regiments conforms to the prescribed patterns except as follows:

a. Any of the amalgamating regiments' mottoes may be borne subject to the agreement of the Inspector of Regimental Colours.

b. Honorary distinction badges from the amalgamating regiments may be borne. The maximum number of corner badges and honorary distinctions that may be borne on the Colour is 5. These are arranged with the senior and the Battalion numeral in the top left corner (1st Quarter), one in each of the remaining corners in the order in which they were awarded and the most junior centrally below the tie of the union wreath. With the permission of the Inspector of Regimental Colours and exceptionally, a 6th may be borne above the tie of the union wreath.

c. Battle honours will be merged and the new regiment will select those honours it wishes to be emblazoned on the new colours following discussion with Home Command PS12. This is particularly important when more than two regiments are amalgamated. The honours chosen for the new colours are to be shown in heavy type in the Army List and will be emblazoned in chronological order by theatres, see Para 14.026.

d. The new centre badge will replace the centre badges of both regiments, elements of which may be incorporated in the new badge. The design of new badges will be agreed by the new regiment with the Inspector of Regimental

Colours, whose authority is paramount and who will seek the approval of The Queen.

e. The facing colour of the former Regimental Colour of one of the amalgamating regiments may be used, on the authority of the Inspector of Regimental Colours, as the background colour for the battle honour scrolls and/or within the fringe on the new Regimental Colour, if different from that of the other regiment in the amalgamation, and consequently different from the facing colour of the new Regimental Colour.

RETENTION OF COLOURS BY AMALGAMATING REGIMENTS

14.048 Regular Army Amalgamating Regiments. When the regular battalions of a regiment are amalgamated the colours of each battalion may be retained by the amalgamated battalion. The colours of one battalion only, normally the senior, may be carried on parade at any one time. When the colours of the other battalion become unserviceable or past their due replacement date, they are to be laid up, see Para 14.064. New colours will be provided for the amalgamated regiment when the existing colours, i.e. those which are being carried on parade, become unserviceable, see Para 14.027. All the old colours are then to be laid up. Note QRs 1975 Paras 8.030a and 8.032.

14.049 TA Amalgamating Regiments. Amalgamated units may, if they wish, retain the colours of units from which they are descended but only until their due replacement date when they are to be laid up. The colours of only one unit, normally the senior, may be carried on parade at any one time. When the colours of the other units become unserviceable they are to be laid up. New colours will be provided for the amalgamated unit when the existing colours, i.e. those which are being carried on parade, become unserviceable, see Para 14.027. The old colours are then to be laid up. Note QRs 1975 Paras 8.030a and 8.032.

CONVERTED UNITS

14.050 Retention of Standards, Guidons and Colours. A unit authorized to bear standards, guidons or colours may, if converted to another arm of the Service, retain its standards, guidons or colours provided they are never carried when the unit concerned parades with other troops. There is no objection, however, to the standards, guidons or colours being carried on appropriate unit occasions within the limits of the barracks, camp, centre or lines occupied by the unit, or at a place of parade outside these limits when the unit is parading alone. However no standards, guidons or colours are to be retained past their due replacement date after which they are to be laid up. Note QRs 1975 para 8.030a.

14.051 Maintenance of Retained Items. The maintenance of standards, guidons and colours retained under para 14.050 at public expense will apply only to a unit already in possession of serviceable standards, guidons or colours which are carried on parade on appropriate occasions. No issues will be made to units outside this category. Note para 14.07.

PIKES

14.052 Construction. Pikes are made of selected ash wood, stained and French polished. They are in single lengths, and are not jointed.

14.053 Patterns. There are 3 patterns of pike:

a. **For Household Cavalry Standards** - 2743.2mm long including the ferrule and steel shoe, without the Royal Crest. The middle is fluted and fitted with a brass hand grip. This pattern is a special one for mounted squadrons.

b. **For The Royal Armoured Corps' Standards and Guidons and AAC Guidon** - 2235.2mm including the brass shoe, without the Royal Crest.

c. **For the Infantry Colours** - 2400mm long including the brass shoe, without the Royal Crest. Regiments of R Irish (but not Royal Irish Rangers) have a black pike.

14.054 Detachable Crest. A Royal Crest in gilt, 152.4mm high, is screwed into the top of each pattern of pike and is detachable.

14.055 Assembly. The pike is inserted into the pocket provided on the left side of the standard, guidon or colour and the Royal Crest ornament is screwed onto the head of the pike. The ferrule on top of the pike carries 2 brass rings suspended from either side. Standards, guidons and colours are fitted with a brass ring of the same size in the top corner nearest to the pike.

14.056 Cord. The cord is 2286mm long with a tassel at each end, it is doubled and has a keeper, the doubled end is passed through the ring on the standard, guidon or colour, and both rings on the pike, and the tasselled ends are then passed through the loop in the doubled end of the cord, the loop is then pulled tight and the tassels are allowed to hang freely.

BELTS - STANDARD, GUIDON AND COLOUR

14.057 Patterns for Household Cavalry:

a. The Life Guards - scarlet cloth.

b. The Blues and Royals (Royal Horse Guards and 1st Dragoons) - crimson velvet.

14.058 The above belts are embellished with gold lace of oak leaf design and are backed with suede buff leather. They are fitted with a gilt buckle, tip and slide: the tip bears a selection from the battle honours borne on the standard of the regiment (shown in heavy type in the Army List) ensigned with a crown, and the buckle is inscribed with the title of the regiment. The belt, which is 120.65mm wide, is worn on the left shoulder.

14.059 Patterns for RAC (Except RTR), AAC and the Guards Division. The belts are of buff hide, and are fitted with a gilt buckle, slide and tip, and a gilt plate bearing the authorized regimental device, normally the cap badge. They are worn on the left shoulder with the regimental plate in front.

14.060 Patterns for RTR. A black plastic belt is provided for the Royal Tank Regiment.

14.061 Patterns for Infantry (Except the Guards Division). The belts are made of buff hide (and are fitted with a gilt buckle, slide and tip, a regimental plate is not provided. They are worn on the left shoulder.

PRESENTATION OF NEW STANDARDS, GUIDONS AND COLOURS

14.062 Presentation and Consecration. See QRs 1975 Paras 8.021 to 8.025 for the presentation of new standards, guidons and colours and QRs 1975 Paras 8.026 and 8.028 for the consecration of these items. See also Chapter 12 of Ceremonial for the Army.

FUNERAL HONOURS

14.063 Details. For details see QRs 1975 Para J8.122. When appropriate, black crepe is to be tied in a large bow on standards, guidons and colours, being fixed to the pike immediately below the Royal Crest. The ends of the crepe are to hang loose to the lower edge of the standard, guidon or colour.

DISPOSAL OF STANDARDS, GUIDONS AND COLOURS

14.064 Old standards, guidons or colours which are provided from public funds remain the property of the State. After replacement or disbandment of a unit, it will be normal practice for old standards, guidons and colours to be laid up in a church or other building which is open to public, e.g. a regimental museum. Full instructions for the laying up of old standards, guidons or colours may be found in QRs 1975 Para 8.030. See also Chapter 13 of Ceremonial for the Army. Units placed into suspended animation have the option of handing their standard, Guidon or colours to another unit of the same corps or regiment for safe custody but may only be retained until their due disposal date. They may not be carried on parade nor are they to be maintained at public expense. When standards, guidons or colours which have been laid up are deemed completely disintegrated, the remains are to be buried with the staff and lion and crown colour pole mount in consecrated ground without any marking.

14.065 – 14.069

ANNEX A TO SECTION 2

SCALES OF ISSUE OF STANDARDS, GUIDONS AND COLOURS

1. **Scope.** This Annex contains the scales of issue as follows:

Scale 1 - Regular Army - Standards, guidons and colours

Scale 2 - Territorial Army - Standards, guidons and colours

SCALE 1

REGULAR ARMY - SCALES OF ISSUE OF STANDARDS, GUIDONS AND COLOURS

Item (Note 1)	Household Cavalry (per regt)	Dragoon Guards, RTR (per regt)	Dragoons, Hussars, Lancers (per regt)	Guards Division (per bn)	Infantry (ex Rifles) (per bn)	Guard of Honour Ballater	Royal Military Academy Sandhurst	Normal replacement period
(a)	(b)	(c)	(d)	(e)	(f)	(g)	(h)	(i)
Standards Household Cavalry))10 years) Note paras 203 and) 207)) 20 years Note paras 203 and 207
Sovereign's Squadron	1							
Belts, standard	3							
The Life Guards	4							
The Blues and Royals	4							
Dragoon Guards		1						
Guidons	1 (Note 2)		1					20 years Note paras 203 and 207
Cases, standard and guidon	1	1	1					
Colours)))3 colours/3 cases))) See Notes 3, 4 and 5
Queen's Regimental Cases				1	1	1	1	
Sovereign's Banner				1	1	1	1	
Belt, buff, colours, infantry	1 (Note 2)	1 (Note 6)	1	2	2	1	3	
Plate, belt, buff, colours	1 (Note 2)	1	1	2				

Notes:

1. All standards, guidons and colours are issued complete with pike, cord and tassels.
2. The Blues and Royals mechanized regiment only. Guidon complete with case.

3. Items issued under column (e) are normally replaced at the 10 year point. Note Para 14.023.
4. Items issued under columns (c), (d) and (f) are normally replaced at the 20 year point. Note Para 14.023.
5. Items issued under columns (g) and (h) are replaced when unserviceable. Note Para 14.027.
6. Belt, black, plastic for RTR.

SCALE 2

TA - SCALE OF ISSUE OF STANDARDS, GUIDONS AND COLOURS

Item (Note 1)	Yeomanry (per regt)	HAC and Infantry (except Rifles) (per bn)	Normal replacement period
(a)	(b)	(c)	(d)
Guidons	1		
Colours) HAC, 25 years) Remainder, 30 years)))) Note paras 226 and 238.)
Queen's		1	
Regimental		1	
Cases	1	2	
Belt, buff, colours, infantry	1	2	
Plate, belt, buff, colours	1		

Notes:

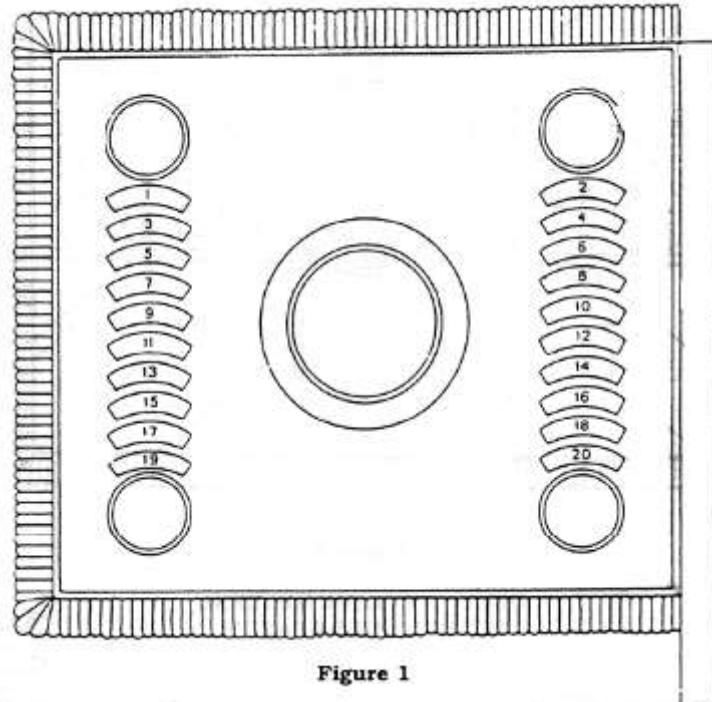
1. All standards, guidons and colours are issued complete with pike, cord and tassels.

ANNEX B TO SECTION 2

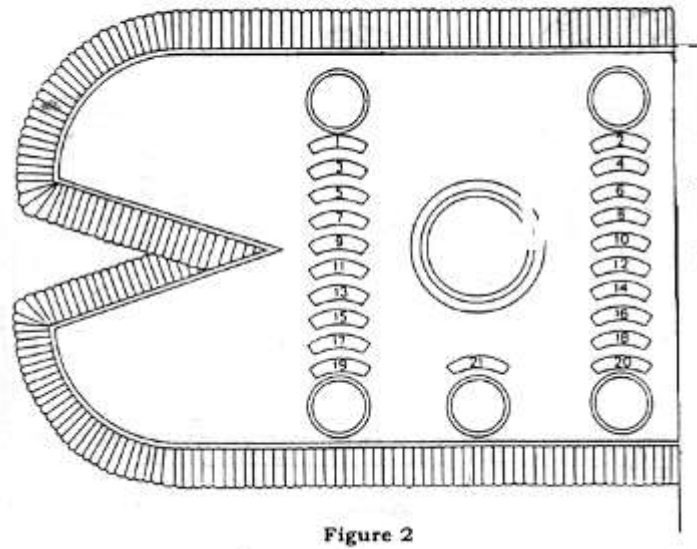
PICTORIAL GUIDE TO DESIGNS OF STANDARDS, GUIDONS AND COLOURS

REGULAR ARMY

**STANDARD - DRAGOON GUARDS AND ROYAL TANK REGIMENT,
REVERSE**



**GUIDON - DRAGOONS, HUSSARS AND LANCERS,
REVERSE**



REGULAR ARMY

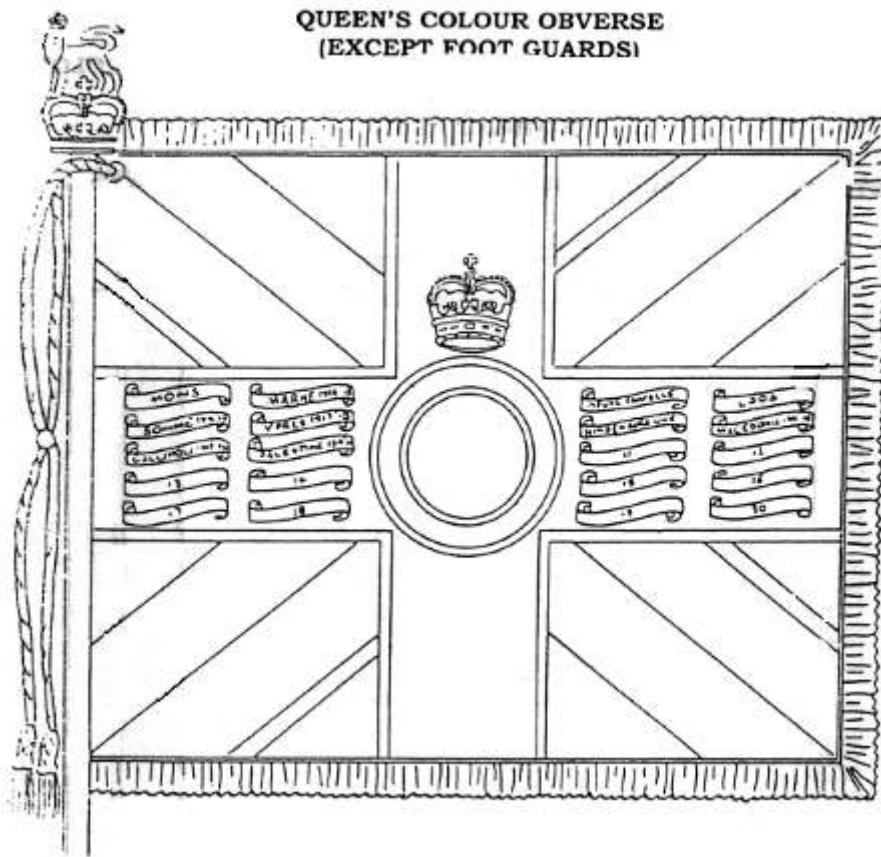


Figure 3

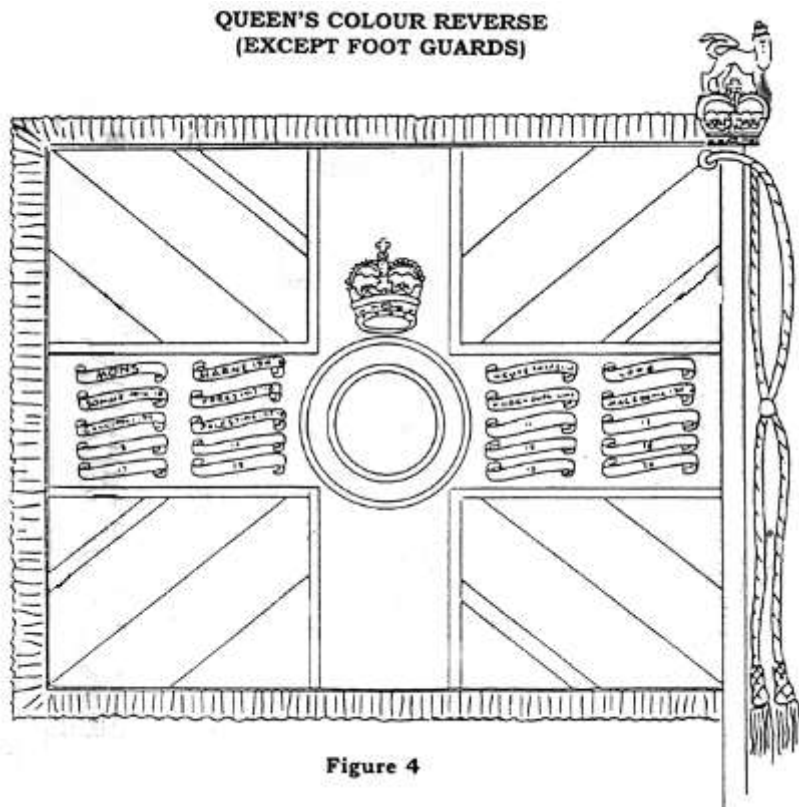


Figure 4

TA

**GUIDON - YEOMANRY REGIMENTS,
OBVERSE**

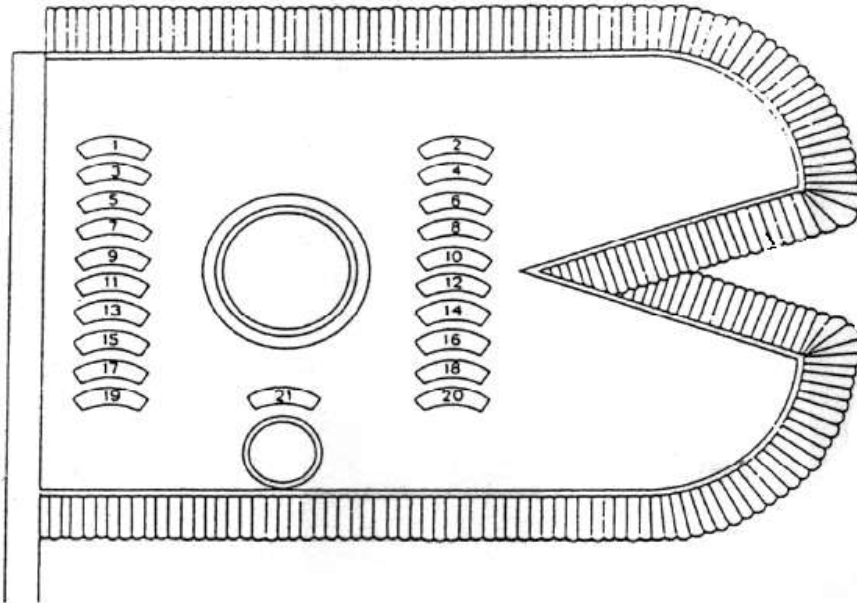


Figure 5

**GUIDON - YEOMANRY REGIMENTS,
REVERSE**

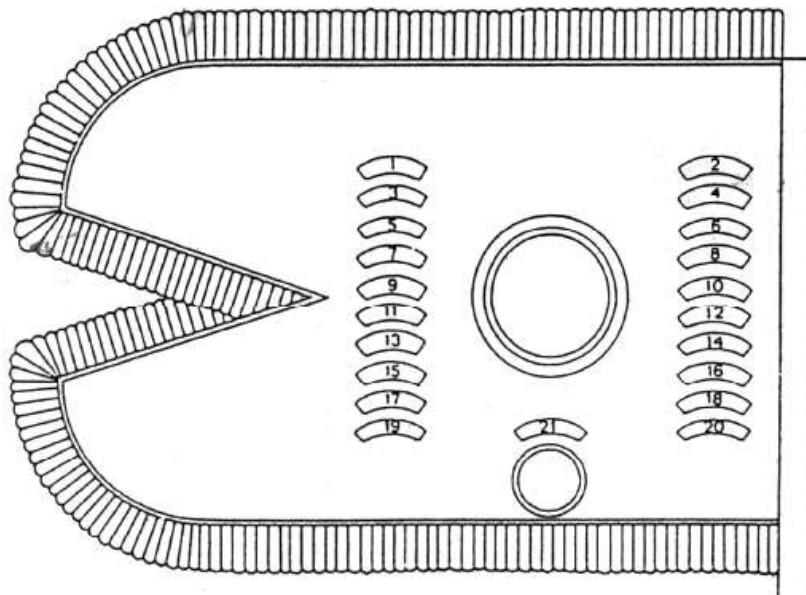


Figure 6

ANNEX C TO SECTION 2

BADGES, DEVICES, DISTINCTIONS AND MOTTOES BORNE ON STANDARDS AND GUIDONS

HOUSEHOLD CAVALRY

- The Life Guards - The Royal Arms.
- The Blues and Royals
(Royal Horse Guards and
1st Dragoons) - The Royal Arms.

ROYAL ARMoured CORPS

REGULAR ARMY

- 1st The Queen's Dragoon
Guards - The cipher of Queen Caroline within the Garter surrounded by a Universal Wreath. the whole ensigned by a Crown. In the first and fourth corner, within a Scroll the White Horse of Hanover; in the second and third, within a Wreath of Roses, Thistles and Shamrocks, 'QDG' superscribed with the Roman numeral 'I'. Beneath the central Badge, on a Scroll superimposed upon the Wreath Tie, the Motto 'PRO REGE ET PATRIA'.
- The Royal Scots Dragoon
Guards (Carabineers and
Greys) - The Thistle within a circle inscribed with the Motto of the Order of the Thistle. The circle surrounded by a Universal Wreath. The whole ensigned by a Crown. In the first corner, within a Scroll, the White Horse of Hanover; in the second, within a Wreath of Roses, Thistles and Shamrocks, the Plume of the Prince of Wales; in the third, within a Wreath of Roses, Thistles and Shamrocks, the title 'SCOTS DG'; in the fourth, within a Scroll, the Red Dragon of Wales. Below the central Badge, superimposed upon two Carbines in Saltier an Eagle and Plinth inscribed 'WATERLOO'.
- The Royal Dragoon Guards - 'ROYAL DRAGOON GUARDS' inscribed in Roman letters in a circle within the Union Wreath of Roses, Thistles and Shamrocks, with the Royal Dragoon Guards cap badge in the centre of the circle. The whole ensigned by a St Edward's Crown. The motto 'QUIS SEPARABIT' borne on a scroll below the tie of the Universal Wreath. In the first corner, a White Horse of Hanover within a scroll; in the second, 'RDG' in Roman letters within a Wreath of Roses, Thistles and Shamrocks; in the third, the honorary distinction badge of 4/7th DG; in the fourth, the honorary distinction badge of 5 INNIS DG.
- Queen's Royal Hussars - Within the Garter of the White Horse of Hanover surmounted by an Irish Harp. The Garter surrounded by a Universal Wreath. The Motto 'MENTE ET MANU' borne on a Scroll superimposed upon the Wreath Tie. The whole ensigned by a Crown. In the first and fourth corner, in a Scroll, the White Horse of Hanover; in the

second, in a Wreath of Roses, Thistles and Shamrocks, the initials 'QOH' superscribed 'III H' and subscribed with 'VII H'; in the third, in a Wreath of Roses, Thistles and Shamrocks, the initials 'QRIH' superscribed with 'IV H' and subscribed 'VIII H'. Below the Motto, placed centrally, the Regimental Cipher surmounted by the Royal Crest, on the Cipher an Irish Harp and beneath, on the two Scrolls, one above the other, the words, 'THE QUEEN'S ROYAL HUSSARS' and 'THE QUEEN'S OWN AND ROYAL IRISH'.

- King's Royal Hussars - A Universal Wreath containing a circle inscribed THE KING'S ROYAL HUSSARS. The circle, surmounted by a crown. Inside the circle a Prussian Eagle sable royally crowned Or grasping in the dexter claw a Sceptre and in the sinister an Orb both Gold and on the Eagle's breast the Cipher 'FR' Or. In the first corner, the White Horse of Hanover; in the second, the Royal Cypher within the Garter; in the third, the Arms and Motto of the House of Saxe-Coburg-Gotha; in the fourth, the Plume and Motto of the Prince of Wales. Centrally, beneath the central Badge, a Sphinx superscribed 'EGYPT'.
- 9th/12th Royal Lancers (Prince of Wales's) - The Cipher of Queen Adelaide reversed and interlaced. The Plume of the Prince of Wales in the third corner. The Rising Sun in the fourth corner.
- Light Dragoons - In the centre the letters 'LD' encircled by the Regimental Title and the year of amalgamation in Roman Numerals 'MCMXCII'. The whole encircled with a Laurel Wreath supporting the Queen's Crown and underwritten with the Regimental Mottoes 'VIRET IN AETERNUM' and 'MEREBIMUR'. In the first corner, the White Horse of Hanover; in the second, 'XIII XVIII RH': in the third, 'XV XIX KRH'; in the fourth, the White Horse of Hanover. Centrally beneath the central badge the 'Assaye Elephant' superscribed 'ASSAYE' honorary distinction badge.
- Queen's Royal Lancers - The Royal Cipher surrounded by a circle inscribed 'THE QUEEN'S ROYAL LANCERS'. The circle surrounded by a Universal Wreath. The whole ensigned by a crown. In the first and fourth corner, in a Scroll, the White Horse of Hanover; in the second and third, in a Wreath of Roses, Thistles and Shamrocks the initials 'QRL'. Beneath the central badge, placed centrally and superimposed upon crossed lances, the 'Death's Head' Skull and Crossbones subscribed on a Scroll, 'OR GLORY'.
- Royal Tank Regiment - A tank encircled by a wreath of laurel and surmounted by the crown. Motto - "Fear naught".

OTHER REGULAR ARMY REGIMENTS

- Army Air Corps - An Eagle, with wings spread high, surrounded by a circle inscribed 'ARMY AIR CORPS'. The Eagle's wing tips extending across the circle. The circle surrounded by a Universal Wreath. The whole

ensigned by a Crown. In the first corner, in a Scroll, the 1953 Glider Pilot Regiment Cap Badge flanked by the dates 1941 and 1957; in the second and third, in cursive script, the initials ‘AAC’ inside a Wreath of Roses, Thistles and Shamrocks; in the fourth, in a Scroll, the Royal Artillery Cap Badge flanked by the dates 1940 and 1957.

THE YEOMANRY

- | | |
|--|--|
| The Royal Yeomanry | - The Royal Cipher of HRH Princess Alexandra subscribed The Royal Yeomanry. Below the central badge and placed centrally, a Field Gun enclosed in a gold Laurel Wreath superscribed on a superimposed scroll, ‘1940, 42-45’. Superimposed on the Laurel Wreath to left diagonally placed, scrolls bearing ‘N AFRICA’ above ‘ITALY’ and right of the Field Gun, diagonally placed, a scroll bearing ‘NW EUROPE’. |
| The Royal Wessex Yeomanry | - Temporary Guidon - The Senior Squadron Guidon. (Note 1)

B (ROYAL WILTSHIRE YEOMANRY) SQUADRON THE ROYAL WESSEX YEOMANRY

Within a Universal Wreath the Prince of Wales’s Plume and Motto ‘ICH DIEN’ surrounded by the Designation. The whole ensigned by a Crown. |
| The Royal Mercian and Lancastrian Yeomanry
The Queen’s Own Yeomanry | - A Mercian Eagle topped by a Saxon Crown superimposed upon a Lancastrian Rose below the Duke of Lancashire’s Crown.
A (AYRSHIRE (EARL OF CARRICK’S OWN) YEOMANRY) SQUADRON THE SCOTTISH YEOMANRY

An Ayrshire Griffin enclosed in a circle inscribed ‘THE AYRSHIRE YEOMANRY (EARLY OF CARRICK’S OWN)’ surrounded by a Universal Wreath surmounted by a Crown. Below the central badge and placed centrally, a Field Gun enclosed in a gold Laurel Wreath superscribed on a superimposed scroll, ‘ITALY’. Superimposed on the Laurel Wreath to left and right of the Field Gun, diagonally placed, scrolls bearing ‘NW EUROPE’ and ‘N AFRICA’ respectively. |
| The North Irish Horse
(Note 2) | - Beneath a Crown, an Irish Harp surrounded by a circle inscribed ‘NORTH IRISH HORSE’. Around the circle a Universal Wreath. |

Notes:

1. Temporary Guidons are not subject to repair and maintenance at public expense.
2. The description given in the case of The North Irish Horse does not indicate that the Independent Squadron is permitted to carry a Guidon or have the Guidon repaired or maintained at public expense.

ANNEX D TO SECTION 2

COMPANY BADGES BORNE ON REGIMENTAL COLOURS - THE GUARDS DIVISION

GRENADIER GUARDS - 30 badges

- 1st QUEEN'S COMPANY (or King's Company) the Royal Crest Viz: on the Imperial Crown proper a Lion Statant, Guardant or crowned of the first.
- 2nd A Rose gules, surmounted by another argent, barbed and seeded proper.
- 3rd A Fleur-de-lys or.
- 4th A Portcullis with Chains Pendant or.
- 5th The Sun in its Splendour or, thereon a Rose argent, barbed and seeded proper.
- 6th A Thistle stalked and leaved proper.
- 7th A Harp or, stringed argent.
- 8th On a mount vert a Dragon passant with wings elevated gules.
- 9th On a mount vert a Greyhound passant argent, gorged with a collar gules studded and ringed or.
- 10th The Sun in its splendour or.
- 11th A Unicorn passant argent, armed, maned and tufted and unguled or, gorged with a Prince's coronet and the chain reflexed over the back of the last.
- 12th On a mount vert an Antelope statant argent, attired tufted ducally gorged and chain reflexed over the back or.
- 13th On a mount vert a Hart couchant argent, attired, unguled, ducally gorged and chain reflexed over the back or.
- 14th A Falcon with wings expanded argent, beaked, legged and belled or, within a fetter lock closed of the last.
- 15th A Rose gules barbed and seeded proper.
- 16th On a mount vert a Swan with wings expanded, argent, beaked and legged gules, ducally gorged and chain reflexed over the back or.
- 17th A Falcon, wings elevated argent, crowned and holding in the dexter talon a sceptre or, standing on the trunk of a tree eradicated, from the dexter side thereof sprouting a branch of white and red roses barbed and seeded proper.
- 18th The Trunk of a Tree coupé and erased or, from the dexter and sinister side three leaves sprouting vert.
- 19th A Sceptre in bend dexter or, surmounted by a sword in bend sinister proper, pommel and

hilt of the first.

- 20th On a mount vert an Oak Tree therein a man's face imperially crowned, all proper.
- 21st The Sun Rising or, behind clouds proper.
- 22nd A Beacon or, fired proper.
- 23rd Two Ostrich feathers in saltier argent, quilled or, the dexter surmounted by the sinister.
- 24th On a wreath or and azure a Tower triple towered of the first, from a portal a Hart springing argent, attired and unguled or.
- 25th Argent a Cross gules.
- 26th Azure billetée and a Lion rampant or.
- 27th A representation of the badge of the Most Honourable Order of the Bath, as established in 1727, or.
- 28th Out of ducal coronet a pillar proper, the top adorned with a coronet and plume of three peacock's feathers proper, charged with a start argent; on either side of the pillar out of the coronet a sickle argent, handles gules, the backs adorned with small tufts of peacock's feathers and between the sickles before the pillar a Horse courant argent.
- 29th A Trefoil vert.
- 30th Out of a ducal coronet a pillar of the arms of Saxony crowned with a like coronet and thereon a plume of three peacocks feathers proper.

COLDSTREAM GUARDS - 24 badges

- 1st On a mount vert, a Lion sejant guardant, his tail passed between his legs and reflexed over his back, argent.
- 2nd The badge of the Prince of Wales, three ostrich feathers argent, quilled or, enfiled with a prince's coronet, with the motto "Ich Dien" in gold letters on a scroll azure.
- 3rd On a mount vert, a Panther guardant argent, spotted sable, azure and gules, and sending forth flames of fire proper from his mouth and ears.
- 4th Two Swords in saltier, with points upwards, argent, hilts and pommels or.
- 5th St George slaying the Dragon, all proper.
- 6th A Rose gules, barbed and seeded proper, within the Garter.
- 7th On a mount vert a Centaur with a bow and arrow proper.
- 8th Two Sceptres in saltier or.
- 9th The knot of the Collar of the Order or, within the Garter.
- 10th An Escarbuncle or.

- 11th On a mount vert a Boar passant argent, armed, tusked, and bristled or.
- 12th On a mount vert a Bull passant argent, armed or.
- 13th A Rose gules, surmounted by another argent, barbed and seeded proper, impaled with a Pomegranate or, stalked also proper.
- 14th On a mount vert a Horse courant argent.
- 15th The Crown of Charlemagne all proper.
- 16th Out of a ducal coronet a pillar proper, the tops adorned with a coronet and plume of three peacock's feathers proper, charged with a Star argent; on either side of the pillar, and out of the coronet, a sickle argent, handles gules, the backs adorned with small tufts of peacock's feathers, and between the sickles before the pillar a Horse courant argent.
- 17th The Royal and Imperial Monogram of Her late Majesty Queen Victoria, Empress of India, in gold letters.
- 18th On a mount vert an heraldic Tiger argent, armed, unguled, tufted, ducally gorged and chain reflexed over back or.
- 19th A Rose gules, seeded or barbed vert, within the collar of the Most Noble Order of the Garter with the George appendant, all proper.
- 20th A representation of the Lesser George pertaining to the Order of the Garter or, encircled with the Garter and motto of the Order in their proper colours.
- 21st An Eagle, wings expanded sable, beaked and legged or, with a Glory around the head or.
- 22nd Two Laurel branches in saltier vert, enfiled with the circle of the Imperial Crown proper.
- 23rd The crest of General George Monck, Duke of Albermarle, sometime Colonel of the Regiment –viz.m, on a chapeau gules, turned-up ermine, a Cat-a-Mountain statant guardant per pale sable and argent, between two branches of broom vert fructed proper.
- 24th The crest of the late Royal Highness, Adolphus Frederick, Duke of Cambridge, sometime Colonel of the Regiment – viz., a Lion statant guardant upon the circle of the Coronet of His Royal highness, with a like coronet on its head, all or, the Lion charged on the breast with a label of three points argent, the centre point charged with St George's Cross, and each of the others with two hearts in pale gules.

SCOTS GUARDS - 24 badges

- 1st On an escutcheon argent the Royal Crest of Scotland, viz on the Royal Crown proper a Lion sejant guardant gules armed and langued azure, crowned and holding in the dexter paw a naked sword proper, pommel and hilt gold, and in the sinister the Royal Sceptre of the last, both erect in pale. Motto - "In Defence".
- 2nd A Hand Grenade fired proper. Motto - "Terrorem Affero".
- 3rd A Lion rampant gules. Motto - "Intrepidus".

- 4th Pendant to a Thistle proper, the badge of the Most Ancient Order of the Thistle. Motto - "Nemo me impune lacessit".
- 5th On an escutcheon or, a mount vert, thereon a Lion passant guardant gules. Motto - "Timere nescius".
- 6th On an escutcheon, or, a Griffin sejant azure. Motto - "Belloque ferox".
- 7th The royal badge of Queen Elizabeth I, viz a Phoenix issuing from flames proper. Motto - "Per funera vitam".
- 8th A thunderbolt proper. Motto - "Horror Ubique".
- 9th On a mount vert a Cannon in fesse or, fired proper, mounted on a Carriage sable. Motto - "Concussae Cadent urbes".
- 10th A Salamander stantant in flames proper. Motto - "Pascua nota mihi".
- 11th On an escutcheon azure the Cross of St Andrew argent. Motto - "In hoc signo vincis".
- 12th Military Trophies proper. Motto - "Honores prae fero".
- 13th On an escutcheon or a mount vert, thereon a Talbot passant proper. Motto - "Intaminata Fide".
- 14th The entire label on the arms of His Royal Highness The Duke of Connaught. Motto - "Te Duce vincimus".
- 15th The Gallery of Lorne. Motto - "Ne obliviscaris".
- 16th The Union Badge of His Majesty James I, viz the Rose and Thistle dimidiated and conjoined. Motto - "Fecit eos in gentem unam".
- 17th The crest of His Royal Highness the late Prince Consort, within the collar of the Order of the Garter with the George appendant. Motto - "Treu und Fest".
- 18th The crest and motto - "Si je puis" of Lord Linlithgow. Motto - "Si possim".
- 19th On an escutcheon azure a Unicorn rampant argent. Motto - "Res non verba".
- 20th On an escutcheon or a Lion rampant gules. Motto - "Forward".
- 21st The jewel of the Order of the Thistle. Motto - "Fortis in Arduis".
- 22nd On an escutcheon a representation of the Union Flag of Great Britain (1707). Motto - "Nil desperandum".
- 23rd A Thistle encircled by a representation of the Collar of the Order of the Thistle with the badge appendant. Motto - "Noli me tangere".
- 24th On an escutcheon or, a Fleur-de-lys gules. Motto - "Pro Patria".

IRISH GUARDS - 22 badges

- 1st The royal cyphers of King Edward VII and Queen Victoria or.
- 2nd The cypher of HRH The Duke of Connaught or, encircled by a wreath of shamrock vert.
- 3rd The Royal badge of Ireland (the Harp) within the circle and motto of the Most Illustrious Order of St Patrick proper.
- 4th The badge of the Most Illustrious Order of St Patrick proper.
- 5th Two swords in saltier, the points upwards proper, pommels and hilts or, surmounted by the union badge of Ireland (a shamrock).
- 6th The knot and two Roses as in the collar of the Most Illustrious Order of St Patrick.
- 7th Argent, a saltier gules (The Cross of St Patrick on a silver shield).
- 8th The crest of Field Marshall Earl Roberts, VC, KG, KP, GCB, GCSI, First Colonel of the Irish Guards.
- 9th The crest of Ireland within the collar of the Order of St Patrick.
- 10th On a six-pointed Star argent A Dexter Hand coupé gules (from the Arms of Ulster).
- 11th A Sea Horse gorged with a mural crown proper (from the arms of Belfast).
- 12th A Castle inflamed proper (from the arms of Dublin).
- 13th An ancient Irish crown or (from the arms of Munster).
- 14th An Irish Wolfhound statant proper.
- 15th A dimidiated Eagle displayed sable conjoined with a sinister arm embowed Sleeve argent, the hand grasping a sword erect proper (from the arms of Connaught).
- 16th A pierced Narcissus argent (from the arms of the Earl of Cavan).
- 17th On a roundel vert a Harp or stringed argent (from the arms of Leinster).
- 18th An Arm embowed in armour the hand grasping a Sword proper (the crest of the Earl Alexander of Tunis).
- 19th A dolphin embowed proper (the crest of the Earl of Ypres).
- 20th A Bustard proper (from the arms of the Earl Kitchener 2nd Colonel of the Regiment).
- 21st A flax Flower proper.
- 22nd An Irish bagpipe proper.
- 23rd The Armorial Bearings of HRH The Grand Duke of Luxembourg KG
- 24th Spare for Colonel's Badge if required

WELSH GUARDS - 15 badges

- 1st Or Gules three Lions passant in pale argent. (These arms are attributed to Prince Guffudd ap Cynan, King of Gwynedd (North West Wales) and founder of Wales's First Royal Tribe).
- 2nd Vert three Eagles displayed in fesse or. (These arms are attributed to Owain Gwynedd, eldest son of Guffedd ap Cynan, who succeeded his father as King of Gwynedd).
- 3rd Quarterly or and gules four Lions passant guardant counter-charged. (The arms are said to have been borne by Llywelyn ab Iorwerth (1173-1240), Llywelyn the Great).
- 4th Gules a Lion rampant and a border indented or. (The arms are attributed to Rhys a Tewdwr, King of Deheubarth (South Wales) and founder of the Second Royal Tribe).
- 5th Or a Lion rampant gules. (The arms are attributed to Bleddyn ap Cynfyn, King of Powys (North-East and Central Wales) and the founder of the Third Royal Tribe).
- 6th Paley of eight argent and gules a Lion rampant sable. (The arms of the Powys Fadog, the Northern part of the ancient Kingdom of Powys).
- 7th Quarterly first and fourth argent three Boars' Heads sable, tusked or and langued gules; second and third per bend sinister ermine and ermminois a Lion rampant or. (The arms are attributed to Elystan Glodrudd, King of Gloucester and Hereford, and, by right of conquest, Prince of Fferlis, which is the territory between the rivers Severn and Wye).
- 8th Gules three Chevrons argent. (These arms are attributed to Iestyn ap Gwrgan, known as the last Prince of Glamorgan and founder of the Fifth Royal Tribe).
- 9th Gules a Chevron between three Lioncels rampant or. (These arms are attributed to Hwfa ap Cynndelw, Lord of Llys Llifon in Anglesey, and founder of the First Noble Tribe).
- 10th Sable a Chevron between three Fleurs-de-lys argent. (These arms are attributed to the Collwyn ap Taugo, Lord of Evionydd and Ardodwy and founder of the Fifth Noble Tribe).
- 11th Vert a Chevron ermine between three Wolves' Heads erased argent. (These arms are attributed to Rhirid Flaidd (Rhirid the Wolf), Lord of Penllyn, now in the county of Merioneth).
- 12th Argent a Chevron between three Ravens sable. (These arms are attributed to Sir Rhys ap Thomas, KG, 1449-1525).
- 13th Sable a Lion rampant or. (These arms are attributed to Gwalthfoed, Prince of Cardigan and Lord Of Cibwr, probably the area between Caerphilly and Cardiff).
- 14th Argent three Boars' Heads couped sable langued gules. (These arms are attributed to Cowoyd ap Cadfan, Lord of the Vale of Clwyd and founder of the tribe called Cwehelyth Ceinmerch).
- 15th Argent a Cross fleury engrailed sable between four Cornish choughs. (These arms are recorded in the College of Arms as those of Prince Edwin of Tegengl (or Tenglingl) of Flintshire).

ANNEX E TO SECTION 2

BADGES BORNE ON REGIMENTAL COLOURS - INFANTRY (NOT GUARDS DIVISION) REGULAR ARMY

The Royal Regiment of Scotland	<p>Centre title THE ROYAL REGIMENT OF SCOTLAND surrounding a Saltire in silver with a lion rampant in gold, surmounted by a Scottish crown also in gold. Scroll in silver with the motto: <i>Nemo me Impune Lacessit</i> (No one assails me with impunity). Centrally below the Tie of the Universal Wreath 'EGYPT' and the Sphinx.</p> <p>First Corner, Battalion Numeral, The White Horse with the Motto 'NEC ASPERA TERRENT'. Second corner, The Castle and Key superscribed 'GIBRALTAR, 1780-83' with the Motto 'MONTIS INSIGNIA CALPE'. Third corner, 'INDIA' and Tiger. Fourth corner, An Elephant superscribed 'ASSAYE'.</p>
--------------------------------	---

BADGES PREVIOUSLY WORN BY THE ANTECEDENT REGIMENTS OF THE ROYAL REGIMENT OF SCOTLAND IN THE SCOTTISH DIVISION

The Royal Scots (The Royal Regiment)	- The Royal Cypher within the collar of the Order of the Thistle with the Badge appendant. In each of the 4 corners the Thistle within the Circle and Motto of the Order, ensigned with the Crown. The Sphinx, superscribed 'EGYPT'.
The Royal Highland Fusiliers (The Princess Margaret's Own Glasgow and Ayrshire Regiment)	- The Monogram 'HLI' surmounted by Crown upon a Grenade, with the Motto, 'NEMO NOS IMPUNE LACESSET'. The Royal CIPHER surmounted by the Crown. The Castle and Key superscribed 'GIBRALTAR, 1780-83' with the Motto 'MONTIS INSIGNIA CALPE'. An Elephant superscribed 'ASSAYE'.
The King's Own Scottish Borderers	- The Castle of Edinburgh. Motto - 'NISI DOMINUS FRUSTRA'. In the first and fourth corners, the Royal Crest, with the Motto 'IN VERITATE REGLIONIS CONFIDO'. In the second and third corners the White Horse with the Motto 'NEC ASPERA TERRENT'. The Sphinx superscribed 'EGYPT'.
The Black Watch (Royal Highland Regiment)	- The Royal CIPHER within the Garter. The Badge and Motto of the Order of the Thistle. In each of the 4 corners the Royal CIPHER ensigned with the Crown. The Sphinx superscribed 'EGYPT'.
The Highlanders	- Within a Universal Wreath, the Badge and Motto surrounded by the Designation. The whole ensigned by a St Edward's Crown. First corner: The CIPHER of Queen Victoria and Numeral 'I'. Second corner: The CIPHER of the Duke of York and Albany. Third corner: 'INDIA' and Tiger. Fourth corner: The 'ASSAYE' Elephant. Centrally under the badge and superimposed upon the Universal Wreath: The CIPHER of the Duke of Edinburgh and beneath 'EGYPT' and the Sphinx.
The Argyll and Sutherland	- The Princess Louise's CIPHER and Coronet. A Boar's

Highlanders (Princess Louise's) Head with the Motto 'NE OBLIVISCARIS' within a Wreath of Myrtle, and a Cat, with the Motto 'SANS PEUR' within a Wreath of Broom, over all the label and represented in the Arms of the Princess Louise and surmounted with Her Royal Highness's Coronet.

THE QUEEN'S DIVISION

Princess of Wales's Royal Regiment - Within a Universal Wreath, the Badge surrounded by the Designation. The whole ensigned by a Crown. In the first corner: the Numeral '1'. In the third: A Naval Crown superscribed 'JUNE 1794'. In the fourth: 'INDIA' and Tiger. Centrally under the badge, the Cipher of Queen Catherine of Braganza and beneath 'EGYPT' and the Sphinx.

The Royal Regiment of Fusiliers - St George and the Dragon within the Garter. First corner: The United Red and White Rose slipped ensigned with the Royal Crest. Second corner: On a Mount Vert an Antelope statant argent, attired, tufted, ducally gorged and chained reflexed over the back, Third corner: On a Mount Vert the White Horse of Hanover and motto 'NEC ASPERA TERRENT'. Fourth corner: The Red Rose of Lancaster. Centrally below the Tie of the Wreath: the Sphinx superscribed 'EGYPT'.

The Royal Anglian Regiment - The Castle and Key of Gibraltar upon an eight pointed Star. First corner: The figure of Britannia. Second corner: The Castle and Key of Gibraltar superscribed 'GIBRALTAR, 1779-83' and 'MONTIS INSIGNIA CALPE' below. Third corner: The Royal Tiger superscribed 'HINDOOSTAN'. Fourth corner: An Eagle. The Sphinx superscribed 'EGYPT'.

THE KING'S DIVISION

The Duke of Lancaster's Regiment (King's, Lancashire and Border) Red Rose of Lancaster charged with the Royal Crown, within a Fontenoy Laurel Wreath, with motto 'Nec Aspera Terrent' on scroll beneath Rose. First corner, A Lion of England, Second corner, The White Horse of Hanover. Third Corner, A Red Rose charged with the Plume of The Prince of Wales. Fourth corner, a Red Rose charged with the Royal Crest.

The Yorkshire Regiment (14th/15th, 19th and 33rd/76th Foot) The upper part of the crest from The Duke of Wellington's Regiment badge, consisting of a demi-lion rampant holding a pennon bearing the cross of St George, with a Yorkshire Rose superimposed on the lower part of the lion. The title 'YORKSHIRE' on a scroll beneath the rose. First corner, on a Mount Vert the White Horse of Hanover and motto 'NEC ASPERA TERRENT'. Second corner, the Star of Brunswick. Third corner, the Dannebrog Cross. Fourth corner, the Elephant & Howdah.

BADGES PREVIOUSLY WORN BY REGIMENTS OF THE KING'S DIVISION

- | | |
|---|---|
| The King's Own Royal Border Regiment | The Royal Cipher within the Garter all within a Wreath of Laurel. The Lion of England in each corner. The Dragon superscribed 'CHINA' |
| The King's Regiment | - The White Horse of Hanover superimposed upon a Fleur-de-lys. The Royal Cipher surmounted by the Crown. The Sphinx superscribed 'EGYPT'. |
| The Prince of Wales's Own Regiment of Yorkshire | - The White Rose of York superimposed upon an eight pointed Star. The Prince of Wales's Plume. The White Horse of Hanover with Motto 'NEC ASPERA TERRENT'. The Royal Tiger superscribed 'INDIA'. |
| The Green Howards (Alexandra, Princess of Wales's Own Yorkshire Regiment) | - The Cipher of HRH Alexandra, Princess of Wales, in gold (thereon 'Alexandra'), Dannebrog inscribed with the date 1875, the Roman numerals 'XIX' below, and the whole surmounted by the Coronet of the Princess. |
| The Queen's Lancashire Regiment | - The Red Rose of Lancaster. First corner: The Red Rose of Lancaster ensigned with the Plume of the Prince of Wales. Second corner: The Red Rose of Lancaster ensigned with the Sphinx, subscribed 'EGYPT'. Third corner: The Plume of the Prince of Wales above a Sphinx superscribed 'EGYPT'. Fourth corner: the Red Rose of Lancaster ensigned with the Royal Crest. A Sphinx superscribed 'EGYPT'. Motto - 'LOYALLY I SERVE'. |
| The Duke of Wellington's Regiment (West Riding) | - The Duke of Wellington's Crest with the Motto, 'VIRTUTA FORTUNA COMES'. An Elephant, with Howdah and Mahout, circumscribed 'HINDOOSTAN', ensigned with the Crown. |

THE PRINCE OF WALES'S DIVISION REGULAR ARMY

- | | |
|----------------------|--|
| The Mercian Regiment | Centre badge. The outer circle is cerise background with gold edging and writing "THE MERCIAN REGIMENT", with the gold symbol bottom centre. The centre of the circlet consists of a Lincoln green background with a silver Mercian Eagle with gold crown, beak <u>and</u> talons. At the bottom of the Colour, centrally and below the Tie of the Wreath between the scrolls is a gold acorn with Lincoln green oak leaves and a banner with a cerise background outlined in gold with gold writing "FIRM". First corner, Battalion Numeral, Second corner, a Naval Crown superscribed '1st JUNE 1794'. Third corner, The Dragon superscribed 'CHINA'. Fourth corner, The Sphinx, superscribed 'EGYPT'. |
| The Royal Welsh | Central circlet title 'THE ROYAL WELSH' encircling The Plume of The Prince of Wales above a Naval Crown superscribed '12TH APRIL, 1782' and subscribed 'ST VINCENT 1797'. Motto - 'GWELL ANGAU NA CHWYILYDD'. Bottom Centre of Wreath The Sphinx superscribed 'EGYPT'. First corner, Battalion Numeral |

surmounted by the Crown and Cipher EIIR. Second corner, The Red Dragon. Third corner, The White Horse with the Motto 'NEC ASPERA TERRENT'. Fourth corner, The Rising Sun.

BADGES PREVIOUSLY WORN BY REGIMENTS OF THE PRINCE OF WALES'S DIVISION

- | | | |
|---|---|---|
| The Devonshire and Dorset Regiment | - | The Sphinx superimposed upon the Castle of Exeter. The Castle and Key superscribed GIBRALTAR 1779-83 and with the Motto 'MONTIS INSIGNIA CALPE' underneath. The Sphinx superscribed 'EGYPT'. Mottoes - 'SEMPER FIDELIS' and 'PRIMUS IN INDIS'. |
| The Cheshire Regiment
The Royal Welch Fusiliers | - | An Acorn leaved and slipped.
The Plume of the Prince of Wales. First and fourth corners: The Rising Sun. Second corner: The Red Dragon. Third corner: The White Horse with the Motto 'NEC ASPERA TERRENT'. The Sphinx superscribed 'EGYPT'. |
| The Royal Regiment of Wales - (24th/41st Foot) | - | The Red Dragon of Wales superimposed upon a Wreath of Immortelles. First corner: The Royal Cipher and Crown. Second corner: The Rose and Thistle on the same stalk within the Garter ensigned with the Crown. Third corner: The Sphinx super scribed 'EGYPT'. Fourth corner: A Naval Crown superscribed '12th April, 1782'. Motto - 'GWELL ANGAU NA CHWYILYDD'. |
| The Royal Gloucestershire, Berkshire and Wiltshire Regiment | - | Within a Universal Wreath, the Badge surrounded by the Designation. The whole ensigned by a Crown. In the first corner the Numeral '1'. In the second corner the Wessex Wyvern. In the fourth corner the China Dragon. |
| The Worcestershire and Sherwood Foresters Regiment (29th/45th Foot) | - | Surmounted on an eight-pointed Star a Stag within the Garter upon a plinth inscribed 'FIRM'. First corner: Upon a pedestal inscribed 'FIRM' the Lion of the Royal Crest. Second corner: A Maltese Cross charged in the centre with a Stag lodged on Water within a Wreath of Oak. A Naval Crown superscribed '1st JUNE 1794'. |
| The Staffordshire Regiment - (The Prince of Wales's) | - | The Prince of Wales's Plume within the Stafford Knot. The Sphinx, superscribed 'EGYPT'. The Dragon superscribed 'CHINA'. |

THE RIFLES

- | | | |
|------------|---|---|
| The Rifles | - | No colours carried. The Cross Belt Badge is a Maltese Cross inscribed with selected battle honours thereon a Bugle Horn stringed and encircled with the title of the Regiment 'THE RIFLES' and the Motto 'SWIFT AND BOLD', all within a wreath of Laurel bearing further battle honours and ensigned with the Crown resting upon a plinth inscribed 'PENINSULA' across the tie a scroll inscribed 'NORMANDY'. |
|------------|---|---|

BADGE PREVIOUSLY BORNE BY THE LIGHT DIVISION

- The Light Infantry
- A Bugle Horn stringed. Third corner: The Sphinx superscribed 'EGYPT'. Fourth corner: A Mural Crown superscribed 'JELLALABAD'. Mottoes - 'AUCTO SPLENDORE RESURGO'. 'CEDE NULLIS' and 'FAITHFUL'.

OTHER REGIMENTS

- The Royal Irish Regiment
- Within a Universal Wreath, the Badge surrounded by the Designation. The whole ensigned by a Crown. In the first corner: A Crown and the Numeral 'I'. Superimposed upon the Wreath Tie, on a Scroll the Motto 'FAUGH A BALLAGH'. Beneath and below the Battle Honour 'KOREA 1950-51' the Sphinx superscribed 'EGYPT' on a Scroll.

- The Parachute Regiment
- Upon a Spread of Wings, an open Parachute surmounted by the Royal Crest. Motto - 'UTRINQUE PARATUS'.

- The Royal Gibraltar Regiment
(Note 1)
- The Red Cross of St George on a Field. In the centre round a circle within a Wreath of Candytuft (Iberis Gibraltarica) the Inscription 'THE ROYAL GIBRALTAR REGIMENT'. Within the circle the Castle and Key. The central device all ensigned by a Crown. Superimposed upon the Wreath Tie, a Scroll bearing the Motto 'NULLI EXPUNGNABILIS HOSTI'. In the first corner a Grenade.

Note:

1. Although the provision of this stand of colours is coordinated by DES DC Parade & Ceremonial, funding is the responsibility of CBF Gibraltar.

TERRITORIAL ARMY

- 52nd Lowland, 6th Battalion The Royal Regiment of Scotland As per the Regular Army battalions, but with the roman numeral VI in 1st Quarter
- 51st Highland, 7th Battalion The Royal Regiment of Scotland As per the Regular Army battalions, but with the roman numeral VII in 1st Quarter

THE QUEEN'S DIVISION

- 3rd Battalion The Princess of Wales's Royal Regiment
- To carry the Regimental Colours of 5th QUEENS/6/7th until presentation of new colours.
- 5th Battalion The Royal Regiment of Fusiliers
- As for Regular Army battalions, except, in the first corner, the Roman numeral V.

- 3rd Battalion
The Royal Anglian Regiment
- As for Regular Army battalions, except, in the first corner, the Roman numeral III.
- The London Regiment
- Within the Universal Wreath four swords bound by a unifying wreath and by the Designation. The whole ensigned by a Royal Crown. In the first corner, the CIPHER of the Princess of Wales's Royal Regiment. In the second corner the CIPHER of the Royal Regiment of Fusiliers. In the fourth corner, the CIPHER of the London Irish Rifles. In the third corner, the CIPHER of the London Scottish.

THE KING'S DIVISION

- 4th Battalion
The Duke of Lancaster's Regiment
- As for Regular Army battalions, except, in the first corner, the Roman numeral IV.
- 4th Battalion The Yorkshire Regiment
- As for Regular Army battalions, except, in the first corner, the Roman numeral IV.
- 2nd Battalion
The Royal Irish Regiment
- Within a Universal Wreath the badge surrounded by the designation. The whole ensigned by a Crown. In the first corner, a three towered Castle with INNISKILLING above with below the Roman numerals IV/V. In the second corner: the badge of the Royal Ulster Rifles. In the fourth corner: the badge of the North Irish Militia. In the third corner: the badge of the Royal Irish Fusiliers.

THE PRINCE OF WALES'S DIVISION

- 4th Battalion The Mercian Regiment
- As for Regular Army battalions, except, in the first corner: the Roman numeral IV.
- 3rd Battalion The Royal Welsh
- As for Regular Army battalions, except, in the first corner, the Roman numeral III.

THE LIGHT DIVISION

- 5th Battalion The Rifles
- No Colours. Badges the same.
- 6th Battalion The Rifles
- No Colours. Badges the same.

OTHER REGIMENTS

- Honourable Artillery Company
- Within the Universal Wreath and ensigned by a Royal Crown, Argent a Cross Gules (being that of St George) charged with a Lion passant guardant Or (being part of the Royal Arms of England) on a Chief Azure a Portcullis of the Third between two Ostrich Feathers erect on the field. On a Wreath of the Colours a dexter Arm embowed in Armour the gauntlet grasping a Pike in bend Sinister Or between two Dragons Wings Argent each charged with a Cross Gules. On the dexter side a Pikeman armed and accoutred supporting with the exterior hand a Pike erect proper And on the sinister side a Musketeer with his

Matchlock Bandoliers and Rest all proper. All within a circle bearing the Designation. On a Scroll superimposed upon the Universal Wreath Tie the Motto 'ARMA PACIS FULCRA'. In the first and fourth corner, the Royal Crest. In the second and third, the Royal Cipher reversed and interlaced ensigned with a Royal Crown.

4th (Volunteer) Battalion
The Parachute Regiment

- As for Regular Army battalions, except, in the first corner, the Roman numeral IV.

ANNEX F TO SECTION 2

REGULAR ARMY REGIMENTAL FACING COLOURS

The Life Guards	Blue
The Blues and Royals (Royal Horse Guards and 1st Dragoons)	Scarlet
1st The Queen's Dragoon Guards	Blue
The Royal Scots Dragoon Guards (Carabiniers and Greys)	Yellow
The Royal Dragoon Guards	Blue
The Queen's Royal Hussars (The Queen's Own and Royal Irish)	Scarlet
The King's Royal Hussars	Crimson
The Light Dragoons	Buff
The Queen's Royal Lancers	Blue
Royal Tank Regiment	Black velvet
The Royal Horse Artillery	Scarlet
The Royal Regiment of Artillery	Scarlet
Corps of Royal Engineers	Blue velvet
Queen's Gurkha Engineers	Blue velvet
Royal Corps of Signals	Black
Grenadier Guards	Blue
Coldstream Guards	Blue
Scots Guards	Blue
Irish Guards	Blue
Welsh Guards	Blue
The Royal Regiment of Scotland	Blue
Princess of Wales's Royal Regiment	Yellow
The Duke of Lancaster's Regiment (King's, Lancashire and Border)	Royal Blue
The Royal Anglian Regiment	Dark Blue
The Yorkshire Regiment (14th/15th, 19th and 33rd/76th Foot)	Brunswick Green
The Mercian Regiment	Pale Buff
The Royal Welsh	Blue
The Royal Irish Regiment (27th (Inniskilling) 83rd and 87th)	Piper Green
The Parachute Regiment	Maroon
The Royal Gurkha Rifles	Scarlet/Black ⁽¹⁾
The Rifles	Scarlet
Special Air Service	Sand ⁽²⁾
Army Air Corps	Cambridge Blue
Special Reconnaissance Regiment	Emerald Grey ⁽²⁾
Royal Army Chaplains Department	Purple
The Royal Logistics Corps	Dark Blue velvet
The Queen's Own Gurkha Logistics Regiment	Dark Blue
Royal Army Medical Corps	Dull Cherry
Corps of Royal Electrical and Mechanical Engineers	Scarlet
Adjutant General's Corps (Staff and Personnel Support) ⁽³⁾	Blue
Adjutant General's Corps (Royal Military Police)	Scarlet
Adjutant General's Corps (Educational and Training Services)	Yellow
Adjutant General's Corps (Army Legal Services)	Black
Royal Army Dental Corps	Emerald Green
Royal Army Veterinary Corps	Maroon
Small Arms School Corps	Cambridge Blue
Intelligence Corps ⁽⁴⁾	Grey
Royal Army Physical Training Corps ⁽⁵⁾	Scarlet
Queen Alexandra's Royal Army Nursing Corps	Ascot Grey
Corps of Army Music	Scarlet

TERRITORIAL ARMY AND CADETS FACING COLOURS

Royal Monmouth Engineers)	Blue
Honourable Artillery Company ⁽⁶⁾)	Scarlet/Blue
The Royal Yeomanry)	Scarlet
The Royal Wessex Yeomanry) ⁽⁷⁾	
Royal Mercian and Lancastrian Yeomanry)	
Queen's Own Yeomanry)	
The London Regiment ⁽⁸⁾)	
Army Cadet Force)	Crimson
Combined Cadet Force)	The Union Flag

Notes:

1. From the RGR Mess Dress jacket, it can be assumed that the Full Dress uniform jacket is rifle green. However the Mess Dress jacket collar is scarlet with black velvet cuffs. Although these colours are representative of forbear regiments, any regiment can only have one single facing colour.
2. Neither SAS or SRR have ever had a design for Full Dress nor Mess Dress but it can be surmised that the colour of the respective berets reflect the facing colours.
3. The AG Corps uniform is scarlet with blue facings. Former Corps (RMP, ALS and ETS) have retained their former uniform colour and facings and should have been replaced with the standard AG uniform colour of scarlet with blue facings.
4. No Full Dress was ever designed for Int Corps but the jacket would be either blue or scarlet. The current Mess Dress jacket is cypress green with grey facings which would imply that the Full Dress jacket would also be cypress green. This would be a traditionally unacceptable colour for Full Dress.
5. In 2006, the Corps stated that officers' Mess Dress jacket was blue with scarlet facings while that of SNCOs was scarlet with blue facings. One of the most fundamental principles of British uniforms is that officers and soldiers should wear clothing of the same colour. This is therefore an anomaly that needs to be resolved.
6. HAC continue to maintain an Artillery elements which conforms to the RA colours of blue with scarlet facings and an Infantry element that wears scarlet with blue facings.
7. The existing Yeomanry regiments are all composed of squadrons from antecedent regiments and these squadrons have been permitted to retain the uniform colours and facings in Full Dress and Mess Dress. However recently RY adopted a standard Mess Dress of blue with scarlet facings. The other Yeomanry regiments have not standardised their Mess Dress so cannot be regarded as having a single uniform or facing colour.
8. Like the HAC, the LONDONS have a variety of squadrons and companies each retaining its traditional uniform colours and facings.

ANNEX G TO SECTION 2

DIVISIONAL FACING COLOURS FOR GUIDANCE WITH BAND FULL DRESS UNIFORM

The Band of The Royal Regiment of Scotland	-	Dark Blue
The Minden Band of The Queen's Division	-	Dark Blue
The Band of The King's Division	-	White (Non Royal)
The Band of The Prince of Wales's Division	-	Dark Blue
The Band and Bugles of The Rifles	-	Scarlet

SECTION 3 - STATE COLOURS

INTRODUCTION

14.070 Scope. This section deals with the State Colours to The Grenadier Guards, The Coldstream Guards and The Scots Guards.

STATE COLOURS

14.071 Description. The full descriptions of the State Colours to The Grenadier Guards, The Coldstream Guards and The Scots Guards is given at Annex A to this section.

14.072 Status. The State Colours have been presented to the Regiments by reigning monarchs as follows:

- a. The Grenadier Guards by HM The Queen (1953).
- b. The Coldstream Guards by HM King William IV (1830 - 1837).
- c. The Scots Guards by HM Queen Victoria (1897).

The State Colours are not regimental property and are maintained at public expense.

14.073 Occasions When Carried. The State Colours are only carried on Guards of Honour in the presence of HM The Queen.

14.074 Dimension. The State Colours are of the following dimensions:

- a. The Grenadier Guards - 1792mm flying and 1805mm deep on the pike. There is no fringe. The pike is 3228mm long
- b. The Coldstream Guards
 - (1) First State Colour - 1779mm flying and 1474mm deep on the pike.
 - (2) Second State Colour - The fringe is about 76mm deep. The pike is 3177mm long.
- c. The Scots Guards - 1779mm flying and 1550mm deep on the pike. There is no fringe. The pike is 3164mm long.

14.075 Repair and Maintenance Procedure. The procedure for repair and maintenance is to be in accordance with Para 14.06. HQ LONDIST (Log Sp) is to be kept informed of all repair and maintenance requests.

14.076 Disposal. A new State Colour for The Grenadier Guards is provided on the change of Sovereign at public expense. The old State Colour is laid up in Windsor Castle.

14.077 – 14.079 Reserved.

ANNEX A TO SECTION 3

THE STATE COLOURS OF THE GRENADIER, THE COLDSTREAM AND THE SCOTS GUARDS

FULL DESCRIPTION

THE GRENADIER GUARDS

The Queen's Company Colour **The Royal Standard of the Regiment**

Gules (crimson); in the centre of the Royal Cypher reversed and interlaced or, ensigned with the St Edward's Crown proper, in chief on the dexter the badge of England, viz., a rose stalked and leaved or, in chief on the sinister the badge of the Kingdom of Scotland, viz., a thistle stalked and leaved or, in the base on the dexter the badge of Ireland, viz., a shamrock or, in the base on the sinister, the aforesaid badge of England, each ensigned with the St Edward's Crown proper.

No fringe. The cords and tassels are crimson and gold mix. The pike is ornamented with a silver gilt Finial bearing the Arms of King William IV dated 26 June 1830.

THE COLDSTREAM GUARDS

The First State Colour

Gules (crimson); in the centre of the Star of the Order of the Garter proper, within the Union Wreath or, ensigned with the Imperial Crown, in each of the four corners a Sphinx argent between two branches of laurel fructed and tied with a riband or. In the centre below the Star of the Order of the Garter, on a scroll azure the word 'EGYPT' or. The following Battle Honours are borne on this Colour:

LINCELLES TALAVERA BARROSA PENINSULA WATERLOO

The colour is fringed with gold. The cords and tassels are crimson and gold mix. The pike is ornamented with a flat pierced brass spearhead finial.

The Second State Colour

Gules (crimson); in the centre of the Star of the Order of the Garter proper, within the Union Wreath or, ensigned with the Imperial Crown, in each of the four corners a Sphinx argent between two branches of laurel fructed and tied with a riband or superscribed 'EGYPT' also or. The following Battle Honours are borne on this Colour:

LINCELLES TALAVERA BARROSA PENINSULA WATERLOO
ALMA INKERMAN SEVASTOPOL

The fringe is gold. The cords and tassels are crimson and gold mix. The pike is ornamented with a flat pierced brass spearhead finial.

THE SCOTS GUARDS

Gules (crimson); in the centre of the Star of the Order of the Thistle proper, within the collar of the said Order with badge appendant, encircled with the Union Wreath or, and ensigned with the Imperial Crown, the whole surrounded by two laurel branches or, having on each branch six scrolls argent, bearing in black letters the Honorary Distinctions borne by the Regiment; in base a Sphinx argent between two branches of laurel fructed and tied with a riband or, above on a scroll argent the word 'EGYPT' in black letters. The following Honorary Distinctions are borne on the State Colour:

DETTINGEN LINCELLES TALAVERA BARROSA PENINSULA
WATERLOO ALMA INKERMANN SEVASTOPOL EGYPT 1892
TEL-EL-KEBIR SUAKIN 1885.

No fringe; the pike is ornamented with the Royal Crest in brass.

SECTION 4

RMAS SOVEREIGN'S BANNER, ACF AND CCF BANNERS AND COLOURS OF DYRMS AND QVS

INTRODUCTION

14.080 Scope. This section deals with the RMAS Sovereign's Banner, the ACF and CCF banners and the banners of The Duke of York's Royal Military School, Dover and Queen Victoria School, Dunblane.

BANNERS

14.081 RMAS Sovereign's Banner. This is of red silk. The obverse has, in the centre, the Royal Cypher ensigned with a Royal Crown and in the first corner the Year of presentation. The reverse has the Royal Arms.

14.082 ACF Banner. This banner, of which only one is provided, is of crimson silk damask with a width of 685.5mm and depth of 533.4mm and bears, embroidered in gold, the Duke of Edinburgh's Royal Cypher and the Army Crest with the ACF Crest placed centrally on a plain maroon background. When not in use the banner is kept at the Cadet Training Centre, Frimley Park.

14.083 CCF Banner. This banner, of which only one is provided, is of crimson silk damask with a width of 685.5mm and depth of 584.2mm. It is designed in the form of the Union Flag with, superimposed, the Royal Cypher with the words 'COMBINED CADET FORCE' and the three heraldic crowns of the Royal Navy, the Army and the Royal Air Force. When not in use the banner is kept at the Cadet Training Centre, Frimley Park.

14.084 Duke of York's Royal Military School Dover.

a. **The Queen's Colour.** On the Union Flag two gold circles centrally placed; between the circles the words 'ROYAL MILITARY SCHOOL' also in gold. Inside the inner circle, running left to right in gold, the words, on line 1: 'THE'; on line 2: 'DUKE OF YORK'S'. Placed centrally above the outer circle a crown.

b. **The School Colour.** On a dark blue ground a universal wreath. Inside the wreath a scarlet roundel edged with a gold circle and containing a second smaller circle, also in gold. Between the circles the words, in gold, 'THE DUKE OF YORK'S ROYAL MILITARY SCHOOL'. In the smaller circle the white rose of Yorkshire. Over the scarlet roundel and superimposed upon the top of the universal wreath, a crown.

14.085 Queen Victoria School Dunblane.

a. **The Queen's Colour.** On the union flag two gold circles centrally placed; between the circles the words 'QUEEN VICTORIA SCHOOL' also in gold. Inside the inner circle, running left to right in gold, the words, on line 1: 'FOR', on line 2 'THE SONS AND'; on line 3 'DAUGHTERS'; on line 4 'OF'; on line 5 'SCOTTISH'. Round the bottom, in gold, the words 'SAILORS SOLDIERS AND AIRMEN'. Placed centrally above the outer circle a crown.

b. **The School Colour.** On a blue field the Royal Crest of Scotland within a red circlet. All within the national wreath ensigned with the Royal Crown. At the base of the wreath a representation of the badge of the Order of The Thistle. In each quarter a thistle proper.

14.086 Banner Life. The banners have a normal life of at least 25 years, but see Sect 2 for replacement procedures.

14.087 Reserved

14.088 Reserved

14.089 Reserved

SECTION 5

EMBLAZONING OF DRUMS

INTRODUCTION

14.090 Drums obtained at public expense bear no embellishments whatsoever. Drums purchased privately are to be painted in the facing colour of the regiment. Emblazoning of drums is paid for at private expense. It should be noted that guidance on emblazoning of drums used by the Foot Guard Regiments differs from other regiments and is contained within Household Division Standing Orders.

Side Drums

14.091 Each side drum is embellished with the battalion title, e.g., 1st Battalion, 2nd Battalion, etc., with the regimental crest with devices below. It is usual to flank the regimental crest with battle honours in one or more columns but the image should be symmetrical.

14.092 Only those emblazonable battle honours maybe shown on the drum. If there are more emblazonable battle honours than can be comfortably fitted onto the drum, then a selection of battle honours are to be shown – the decision on which are to be shown is a regimental one. Battle honours are to be shown chronologically on the drum. If there are only 2 columns, the earliest battle honour is to be shown at the top left of the regimental crest with the next shown top right with successive battle honours shown either side of the crest. If 4 columns, then the chronological order is across the top and then down to the next line. It is usual to keep the back of the drum blank.



Bass Drums

14.093 Bass Drums should be embellished throughout their circumference as they will be visible when drums are stacked for a drumhead service or similar. The background colour should be the regimental facing colour.

14.094 There is no set layout for the emblazing. However it is usual to have the Regimental crest and devices in the most prominent position with the title on scrolls above. Below the regimental crest should be the emblazonable battle honours. These can be in a single, double or triple line but must be in chronological order.