



IND Airline Activity Report

December
2022

Indianapolis International Airport
Airline Activity Summary
For Month Ending December 2022

	Dec (cur)	Dec (pre)	Passenger		YTD Dec (cur)	YTD Dec (pre)	Difference	% Change
			Difference	% Change				
Domestic								
Scheduled								
Deplaning	336,306	320,932	15,374	4.8%	4,295,993	3,559,009	736,984	20.7%
Enplaning	358,299	347,969	10,330	3.0%	4,292,021	3,549,848	742,173	20.9%
Subtotal	694,605	668,901	25,704	3.8%	8,588,014	7,108,857	1,479,157	20.8%
Charter								
Deplaning	1,922	2,879	-957	-33.2%	23,660	24,086	-426	-1.8%
Enplaning	2,300	2,525	-225	-8.9%	25,586	21,207	4,379	20.6%
Subtotal	4,222	5,404	-1,182	-21.9%	49,246	45,293	3,953	8.7%
Total Domestic	698,827	674,305	24,522	3.6%	8,637,260	7,154,150	1,483,110	20.7%
International								
Deplaning	2,330	770	1,560	202.6%	27,958	10,931	17,027	155.8%
Enplaning	2,517	1,321	1,196	90.5%	27,806	10,965	16,841	153.6%
Total International	4,847	2,091	2,756	131.8%	55,764	21,896	33,868	154.7%
Total Deplaning	340,558	324,581	15,977	4.9%	4,347,611	3,594,026	753,585	21.0%
Total Enplaning	363,116	351,815	11,301	3.2%	4,345,413	3,582,020	763,393	21.3%
Total Passengers	703,674	676,396	27,278	4.0%	8,693,024	7,176,046	1,516,978	21.1%
Air Cargo (in tons)								
Mail								
Inbound	40	90	-50	-55.3%	601	923	-322	-34.9%
Outbound	86	99	-12	-12.5%	971	967	5	0.5%
Subtotal Mail	126	188	-62	-32.9%	1,573	1,890	-318	-16.8%
Freight Domestic								
Inbound	52,047	59,423	-7,376	-12.4%	498,183	548,649	-50,466	-9.2%
Outbound	58,858	67,864	-9,006	-13.3%	558,851	603,605	-44,754	-7.4%
Subtotal Freight Domestic	110,905	127,287	-16,382	-12.9%	1,057,034	1,152,254	-95,220	-8.3%
Freight International								
Inbound	7,726	9,829	-2,104	-21.4%	104,399	96,844	7,555	7.8%
Outbound	7,629	8,546	-917	-10.7%	88,527	83,122	5,405	6.5%
Subtotal Freight International	15,354	18,376	-3,021	-16.4%	192,927	179,966	12,960	7.2%
Total Cargo	126,386	145,851	-19,465	-13.3%	1,251,533	1,334,110	-82,577	-6.2%
Aircraft Operations								
Air Carrier	11,401	12,699	-1,298	-10.2%	128,293	120,606	7,687	6.4%
Air Taxi	3,039	3,441	-402	-11.7%	47,744	49,683	-1,939	-3.9%
Civil Itinerant	1,223	1,317	-94	-7.1%	16,609	14,871	1,738	11.7%
Military Itinerant	46	60	-14	-23.3%	988	810	178	22.0%
Total Operations	15,709	17,517	-1,808	-10.3%	193,634	185,970	7,664	4.1%
Landing Weights (in tons)								
Passenger Aircraft	201,334	198,791	2,543	1.3%	2,394,422	2,135,834	258,588	12.1%
Freight Aircraft	385,627	440,931	-55,304	-12.5%	3,620,341	3,584,895	35,446	1.0%
Total Landed Weights	586,961	639,721	-52,761	-8.2%	6,014,763	5,720,729	294,034	5.1%

**Indianapolis International Airport
Enplanement Cumulative Year To Date**

Carriers	January	February	March	April	May	June	July	August	September	October	November	December	Total
AIR CANADA EXPRESS / JAZZ AVIATION LP	-	-	-	-	669	2,122	1,981	2,037	1,280	1,091	1,000	1,181	11,361
ALASKA AIRLINES, INC.	2,434	2,180	4,449	4,594	5,142	7,137	10,151	9,764	5,821	4,928	4,499	4,469	65,568
ALLEGIAN AIR	13,036	16,688	36,009	23,231	22,304	29,565	31,750	15,619	10,680	23,298	14,095	20,274	256,549
AMERICAN AIRLINES, INC	67,008	70,572	98,636	91,848	109,339	104,052	97,563	92,348	93,256	103,405	96,833	92,582	1,117,442
CORPORATE FLIGHT MANAGEMENT, INC., d/b/a C	220	180	315	262	339	276	272	288	379	291	185	52	3,059
DELTA AIR LINES, INC	55,581	51,814	73,599	70,588	74,557	75,033	75,395	65,509	71,764	74,264	73,786	71,440	833,330
ELI LILLY INTERNATIONAL CORPORATION	-	-	-	-	-	-	-	-	-	-	-	-	-
FRONTIER AIRLINES, INC.	6,683	6,934	10,086	6,511	7,759	8,771	10,129	9,573	10,192	12,473	7,361	7,102	103,574
KALITTA CHARTERS II, LLC	-	-	-	-	-	-	-	-	-	-	-	-	-
MILLION AIR / INDIANAPOLIS AVIATION PARTNER	646	1,137	2,031	698	1,285	491	688	303	815	954	933	524	10,505
SIGNATURE FLIGHT SUPPORT	-	-	-	-	-	-	-	-	-	-	-	-	-
SOUTHWEST AIRLINES	73,705	77,835	110,605	86,654	103,097	101,395	102,149	91,228	97,778	111,265	101,666	85,265	1,142,642
SPIRIT AIRLINES	21,909	23,486	37,995	20,913	19,794	14,456	13,747	13,053	13,083	17,832	22,268	29,142	247,678
SUN COUNTRY AIRLINES / SUN COUNTRY, INC	2,682	1,603	291	370	736	1,573	2,506	1,542	643	633	1,179	319	14,077
SWIFT AIR / AVIATION ADVANTAGE INC.	-	-	-	-	-	-	-	-	-	-	-	-	-
SWIFT AIR, LLC DBA IAERO AIRWAYS	-	-	-	-	-	-	-	-	-	-	-	-	-
UNITED AIRLINES	29,616	29,071	47,519	44,517	52,479	44,885	46,794	43,908	49,055	53,431	47,558	50,762	539,595
OTHER CARGO CARRIERS / MISC.	5	4	5	-	4	3	1	4	3	-	-	4	33
Total	273,525	281,504	421,540	350,186	397,504	389,759	393,126	345,176	354,749	403,865	371,363	363,116	4,345,413
2021 Actual	137,307	149,520	266,084	251,006	311,882	365,652	384,558	315,206	310,191	388,273	350,526	351,815	3,582,020
Variance (Act/Orig)	99%	88%	58%	40%	27%	7%	2%	10%	14%	4%	6%	3%	21%

**Indianapolis International Airport
Deplanement Cumulative Year To Date**

Carriers	January	February	March	April	May	June	July	August	September	October	November	December	Total
AIR CANADA EXPRESS / JAZZ AVIATION LP	-	-	-	-	508	1,904	2,216	2,079	1,154	1,180	1,067	1,082	11,190
ALASKA AIRLINES, INC.	3,001	2,538	4,726	4,938	5,069	7,403	10,494	10,198	6,177	4,929	4,546	4,376	68,395
ALLEGiant AIR	14,001	15,742	33,468	25,876	22,074	28,548	32,012	16,525	10,953	22,374	13,954	18,532	254,059
AMERICAN AIRLINES, INC	72,095	70,496	93,023	98,783	107,263	104,899	103,319	96,173	93,760	104,447	94,241	88,074	1,126,573
CORPORATE FLIGHT MANAGEMENT, INC., d/b/a C	264	184	329	349	405	415	343	325	409	329	219	48	3,619
DELTA AIR LINES, INC	59,288	51,513	68,390	73,783	73,636	75,490	76,113	68,109	71,288	74,649	73,587	67,834	833,680
ELI LILLY INTERNATIONAL CORPORATION	-	-	-	-	-	-	-	-	-	-	-	-	-
FRONTIER AIRLINES, INC.	6,981	6,190	9,427	7,784	7,543	8,927	10,239	10,378	11,421	13,480	8,592	7,592	108,554
KALITTA CHARTERS II, LLC	-	-	-	-	-	-	-	-	-	-	-	-	-
MILLION AIR / INDIANAPOLIS AVIATION PARTNER	927	1,086	1,365	665	1,372	370	294	313	767	571	529	172	8,431
SIGNATURE FLIGHT SUPPORT	-	-	-	-	-	-	-	-	-	-	-	-	-
SOUTHWEST AIRLINES	76,429	74,721	103,922	91,836	103,567	101,197	103,280	90,286	96,724	107,965	100,832	79,295	1,130,054
SPIRIT AIRLINES	25,332	23,574	35,680	24,196	19,980	14,630	14,010	13,933	13,383	18,388	23,634	26,130	252,870
SUN COUNTRY AIRLINES / SUN COUNTRY, INC	1,926	2,329	117	237	786	1,568	2,367	1,509	657	1,047	489	476	13,508
SWIFT AIR / AVIATION ADVANTAGE INC.	-	-	-	-	-	-	-	-	-	-	-	-	-
SWIFT AIR, LLC DBA IAERO AIRWAYS	-	-	-	-	-	-	-	-	-	-	-	-	-
UNITED AIRLINES	30,842	28,529	45,785	47,568	50,476	43,734	47,894	44,842	48,832	53,672	47,527	46,942	536,643
OTHER CARGO CARRIERS / MISC.	-	5	4	-	4	3	5	4	3	1	1	5	35
Total	291,086	276,907	396,236	376,015	392,683	389,088	402,586	354,674	355,528	403,032	369,218	340,558	4,347,611
2021 Actual	156,679	144,989	246,643	274,363	309,115	358,451	396,826	333,447	311,912	384,430	352,590	324,581	3,594,026

Indianapolis International Airport Landing Weights 2022

	January	February	March	April	May	June	July	August	September	October	November	December	Total
Passenger Carriers													
AIR CANADA EXPRESS / JAZZ AVIATION LP	-	-	-	-	733,100	2,284,100	2,472,178	2,444,000	1,410,000	1,222,000	1,231,200	1,325,200	13,121,778
ALASKA AIRLINES, INC.	3,578,000	2,764,900	4,442,000	4,559,400	4,654,800	6,793,100	9,042,500	9,748,100	5,952,900	4,689,100	4,463,000	4,415,700	65,103,500
ALLEGiant AIR	16,604,090	17,750,492	33,145,339	23,420,757	21,027,655	25,274,864	27,745,142	15,412,495	11,313,013	22,857,504	14,720,246	17,783,568	247,055,165
AMERICAN AIRLINES, INC	104,501,314	92,974,694	106,817,354	106,233,786	116,095,750	110,397,024	112,379,262	110,771,052	104,518,802	111,799,668	108,817,780	108,192,030	1,293,498,516
CORPORATE FLIGHT MANAGEMENT, INC., d/b/	978,840	530,205	699,077	693,345	734,130	614,641	733,469	652,560	785,718	570,990	375,663	122,355	7,490,993
DELTA AIR LINES, INC	85,638,995	68,783,575	83,731,318	80,123,195	79,804,743	79,861,321	83,703,066	76,598,385	81,565,944	80,260,261	86,195,146	83,261,328	969,527,277
ELI LILLY INTERNATIONAL CORPORATION	321,750	772,200	965,250	772,200	900,900	450,450	579,150	836,550	450,450	965,250	1,351,350	900,900	9,266,400
FRONTIER AIRLINES, INC.	7,757,645	7,001,897	9,335,056	7,297,312	6,788,707	7,355,517	8,857,527	9,455,861	10,621,668	12,002,214	7,852,002	7,267,336	101,592,742
KALITTA CHARTERS II, LLC	-	-	-	-	154,500	-	-	124,000	-	-	-	-	278,500
MILLION AIR / INDIANAPOLIS AVIATION PARTN	3,385,000	4,022,000	6,315,000	3,566,000	4,565,000	1,877,000	2,542,000	2,389,000	3,486,000	7,777,000	5,295,000	3,550,000	48,769,000
SIGNATURE FLIGHT SUPPORT	-	415,275	-	-	-	-	-	-	-	-	-	-	415,275
SOUTHWEST AIRLINES	85,724,400	78,458,800	106,425,200	90,384,400	100,724,800	94,950,000	100,086,000	100,026,900	100,177,400	104,873,500	105,541,800	91,082,500	1,158,455,700
SPIRIT AIRLINES	28,256,000	25,196,000	35,444,000	22,258,000	18,926,000	14,586,000	14,178,000	14,032,000	12,824,000	17,926,000	25,386,000	29,444,000	258,456,000
SUN COUNTRY AIRLINES / SUN COUNTRY, INC	4,535,300	3,511,200	438,900	731,500	1,463,000	1,884,800	2,779,700	1,609,300	1,024,100	1,901,900	2,048,200	731,500	22,659,400
SWIFT AIR / AVIATION ADVANTAGE INC.	-	-	-	-	-	-	-	-	-	-	-	-	-
SWIFT AIR, LLC DBA IAERO AIRWAYS	-	-	-	-	-	-	-	-	-	-	-	-	-
UNITED AIRLINES	41,191,600	36,618,100	51,770,700	53,019,200	56,340,300	46,795,100	55,250,800	49,573,400	52,627,724	55,920,600	39,454,800	54,591,400	593,153,724
Passenger Carriers Sub Total	382,472,934	338,799,338	439,529,194	393,059,095	412,913,385	393,123,917	420,348,794	393,673,603	386,757,719	422,765,987	402,732,187	402,667,817	4,788,843,970
Cargo Carriers													
AIRNET II, LLC	30,600	30,600	80,000	61,200	-	46,600	77,200	30,600	62,600	62,600	77,200	68,000	627,200
CARGOLUX AIRLINES INTERNATIONAL S.A.	8,728,894	8,159,900	8,618,896	8,909,890	8,657,896	8,728,894	8,715,894	8,644,896	9,297,888	8,728,894	8,741,894	7,991,904	103,925,740
CSA AIR, INC	153,000	102,000	161,500	144,500	136,000	178,500	153,000	153,000	144,500	153,000	144,500	170,000	1,793,500
FEDERAL EXPRESS CORP	544,975,600	527,372,100	631,556,400	567,733,100	571,325,700	611,124,700	590,679,500	583,911,500	544,482,700	547,168,400	597,232,900	759,388,700	7,076,951,300
KALITTA AIR, LLC	-	-	-	-	-	-	-	-	-	-	-	-	-
KALITTA CHARTERS, LLC	215,900	289,940	399,600	-	130,820	76,800	111,300	70,400	61,900	62,520	15,300	111,300	1,545,780
MOUNTAIN AIR CARGO	3,402,500	2,842,252	4,154,208	3,805,076	3,510,980	4,030,004	3,397,436	3,959,844	3,812,300	3,649,528	3,762,044	3,453,852	43,780,024
UPS / UNITED PARCEL SERVICE INC, AN OHIO	-	-	-	-	-	1,730,920	-	-	-	-	-	-	1,730,920
WORLDWIDE FLIGHT SERVICES, INC.	936,994	216,314	40,294	1,071,518	1,613,742	2,374,059	43,320	1,576,600	787,294	1,474,544	121,993	70,330	10,327,002
Cargo Carriers Sub Total	558,443,488	539,013,106	645,010,898	581,725,284	585,375,138	628,290,477	603,177,650	598,346,840	558,649,182	561,299,486	610,095,831	771,254,086	7,240,681,466
Total	940,916,422	877,812,444	1,084,540,092	974,784,379	998,288,523	1,021,414,394	1,023,526,444	992,020,443	945,406,901	984,065,473	1,012,828,018	1,173,921,903	12,029,525,436
Tonnage	470,458	438,906	542,270	487,392	499,144	510,707	511,763	496,010	472,703	492,033	506,414	586,961	6,014,763
2021	684,215,129	700,706,294	882,718,975	901,903,137	919,888,331	981,796,294	1,015,748,684	1,017,726,234	994,333,596	1,040,170,843	1,022,807,704	1,279,442,906	11,441,458,127
Passenger Carriers	41%	39%	41%	40%	41%	38%	41%	40%	41%	43%	40%	34%	40%
Cargo Carriers	59%	61%	59%	60%	59%	62%	59%	60%	59%	57%	60%	66%	60%
Actual 2022	940,916,422	877,812,444	1,084,540,092	974,784,379	998,288,523	1,021,414,394	1,023,526,444	992,020,443	945,406,901	984,065,473	1,012,828,018	1,173,921,903	12,029,525,436
Actual 2021	684,215,129	700,706,294	882,718,975	901,903,137	919,888,331	981,796,294	1,015,748,684	1,017,726,234	994,333,596	1,040,170,843	1,022,807,704	1,279,442,906	11,441,458,127
Variance (Dec 22 / Dec 21)	38%	25%	23%	8%	9%	4%	1%	-3%	-5%	-5%	-1%	-8%	5%

**Indianapolis International Airport
Cargo Activity Report Cumulative Year To Date**

Carrier	January	February	March	April	May	June	July	August	September	October	November	December	Total YTD
Passenger Carriers													
AIR CANADA EXPRESS / JAZZ AVIATION LP	0	0	0	0	0	0	0	0	0	0	0	0	0
ALASKA AIRLINES, INC.	7,572	5,945	7,190	5,391	8,684	7,998	8,960	11,980	8,344	8,863	10,633	11,647	103,207
ALLEGiant AIR	0	0	0	0	0	0	0	0	0	0	0	0	0
AMERICAN AIRLINES, INC	159,336	210,203	196,725	202,813	237,066	181,386	147,225	111,802	105,812	109,044	131,589	150,849	1,943,850
CORPORATE FLIGHT MANAGEMENT, INC., d/b/a CONTOUR	0	0	0	0	0	0	0	0	0	0	0	0	0
DELTA AIR LINES, INC	142,765	149,249	147,874	144,495	205,409	179,768	149,880	117,752	148,051	182,134	179,128	203,513	1,950,018
ELI LILLY INTERNATIONAL CORPORATION	0	0	0	0	0	0	0	0	0	0	0	0	0
FRONTIER AIRLINES, INC.	0	0	0	0	0	0	0	0	0	0	0	0	0
KALITTA CHARTERS II, LLC	0	0	0	0	11,710	0	0	19,758	0	0	0	0	31,468
MILLION AIR / INDIANAPOLIS AVIATION PARTNERS, LLC	0	0	0	0	0	0	0	0	0	0	0	0	0
SIGNATURE FLIGHT SUPPORT	0	0	0	0	0	0	0	0	0	0	0	0	0
SOUTHWEST AIRLINES	212,153	235,255	262,692	262,713	265,313	248,369	220,023	235,794	217,460	218,166	272,844	239,426	2,890,208
SPIRIT AIRLINES	0	0	0	0	0	0	0	0	0	0	0	0	0
SUN COUNTRY AIRLINES / SUN COUNTRY, INC	0	0	0	0	0	0	0	0	0	0	0	0	0
SWIFT AIR / AVIATION ADVANTAGE INC.	0	0	0	0	0	0	0	0	0	0	0	0	0
SWIFT AIR, LLC DBA IAERO AIRWAYS	0	0	0	0	0	0	0	0	0	0	0	0	0
UNITED AIRLINES	89,299	72,068	68,066	74,244	88,762	53,110	74,427	45,997	38,635	38,844	52,766	74,144	770,362
Passenger Carriers Totals	611,125	672,720	682,547	689,656	816,944	670,631	600,515	543,083	518,302	557,051	646,960	679,579	7,689,113
Cargo Carriers													
AIRNET II, LLC	1,618	1,618	3,178	2,678	0	2,066	2,705	406	952	1,055	4,137	531	20,944
CARGOLUX AIRLINES INTERNATIONAL S.A.	2,459,257	2,287,737	2,657,320	2,673,987	1,996,506	2,033,125	2,342,434	2,360,754	2,508,750	1,992,406	1,647,933	1,886,937	26,847,145
CSA AIR, INC	16,056	12,533	19,649	14,171	17,609	17,025	18,063	20,872	23,661	20,537	20,891	24,859	225,926
FEDERAL EXPRESS CORP	185,873,854	182,121,693	225,323,562	194,384,583	199,607,971	217,790,574	204,585,907	203,036,266	197,241,732	192,264,734	206,721,698	249,623,107	2,458,575,681
KALITTA AIR, LLC	0	0	0	0	0	0	0	0	0	0	0	0	0
KALITTA CHARTERS, LLC	205	10,350	0	0	120	0	0	0	0	1,050	0	0	11,725
MOUNTAIN AIR CARGO	600,764	537,897	793,750	689,514	686,625	806,891	693,752	793,792	763,369	688,779	730,402	553,887	8,339,422
UPS / UNITED PARCEL SERVICE INC, AN OHIO CORPORATI	0	0	0	0	0	366,315	0	0	0	0	0	0	366,315
WORLDWIDE FLIGHT SERVICES, INC.	51,999	0	17,006	134,317	210,853	241,388	1,246	87,029	78,582	157,971	5,843	2,721	988,955
Cargo Carriers Totals	189,003,753	184,971,828	228,814,465	197,899,250	202,519,684	221,257,384	207,644,107	206,299,119	200,617,046	195,126,532	209,130,905	252,092,042	2,495,376,113
Grand Totals	189,614,878	185,644,548	229,497,012	198,588,906	203,336,628	221,928,015	208,244,622	206,842,202	201,135,348	195,683,583	209,777,865	252,771,621	2,503,065,226

**Indianapolis International Airport
2022 Cargo Summary**

	January	February	March	April	May	June	July	August	September	October	November	December	Total
Mail													
Inbound	85	73	70	80	82	52	42	14	13	9	40	40	601
Outbound	59	74	68	74	119	143	95	71	45	55	82	86	971
Total Mail	144	148	138	155	201	195	137	85	58	64	122	126	1,573
Domestic Freight													
Inbound	37,859	36,749	43,805	38,058	39,963	43,571	40,878	42,666	40,998	38,889	42,699	52,047	498,183
Outbound	41,756	40,602	49,947	44,099	44,805	49,324	46,889	46,146	45,250	43,807	47,365	58,858	558,851
International Freight													
Inbound	9,151	8,184	11,199	9,635	9,622	9,712	9,212	7,128	7,119	8,211	7,499	7,726	104,399
Outbound	5,898	7,139	9,658	7,348	7,077	8,162	7,006	7,395	7,142	6,871	7,203	7,629	88,527
Total Freight	94,664	92,675	114,610	99,140	101,467	110,769	103,986	103,336	100,510	97,778	104,767	126,259	1,249,960
Total Cargo	94,807	92,822	114,749	99,294	101,668	110,964	104,122	103,421	100,568	97,842	104,889	126,386	1,251,533
Same Month 2021	92,219	96,223	110,552	111,429	106,093	109,313	109,986	108,899	116,560	113,772	113,211	145,851	1,334,110
Difference	2,588	-3,401	4,197	-12,135	-4,425	1,651	-5,864	-5,478	-15,992	-15,930	-8,322	-19,465	-82,577
% Change	3%	-4%	4%	-11%	-4%	2%	-5%	-5%	-14%	-14%	-7%	-13%	-6%
Carrier Totals - By Pounds & Tons													
Passenger Aircraft	611,125	672,720	682,547	689,656	816,944	670,631	600,515	543,083	518,302	557,051	646,960	679,579	7,689,113
Tonnage	306	336	341	345	408	335	300	272	259	279	323	340	3,845
CARGOLUX AIRLINES INTERNATIONAL S.A.	2,459,257	2,287,737	2,657,320	2,673,987	1,996,506	2,033,125	2,342,434	2,360,754	2,508,750	1,992,406	1,647,933	1,886,937	26,847,145
CSA AIR, INC	16,056	12,533	19,649	14,171	17,609	17,025	18,063	20,872	23,661	20,537	20,891	24,859	225,926
FEDERAL EXPRESS CORP	185,873,854	182,121,693	225,323,562	194,384,583	199,607,971	217,790,574	204,585,907	203,036,266	197,241,732	192,264,734	206,721,698	249,623,107	2,458,575,681
OTHER CARGO CARRIERS / MISC.	654,586	549,865	813,934	826,509	897,598	1,416,660	697,703	881,227	842,903	848,855	740,382	557,139	9,727,361
Total Cargo Aircraft	189,003,753	184,971,828	228,814,465	197,899,250	202,519,684	221,257,384	207,644,107	206,299,119	200,617,046	195,126,532	209,130,905	252,092,042	2,495,376,113
Tonnage	94,502	92,486	114,407	98,950	101,260	110,629	103,822	103,150	100,309	97,563	104,565	126,046	1,247,688
Total Cargo Aircraft	94,807	92,822	114,749	99,294	101,668	110,964	104,122	103,421	100,568	97,842	104,889	126,386	1,251,533
2022 YTD	94,807	187,630	302,378	401,673	503,341	614,305	718,427	821,848	922,416	1,020,258	1,125,147	1,251,533	
2021 YTD	92,219	188,442	298,994	410,424	516,517	625,830	735,816	844,715	961,276	1,075,047	1,188,258	1,334,110	

Indianapolis International Airport
Total Passengers
Current Month (December 2022) vs. Previous Month (November 2022)

Operator	Carrier	December 2022		November 2022		Difference	% Change
		Total	% Total	Total	% Total		
ALASKA AIRLINES, INC.							
	ALASKA AIRLINES, INC.	8,845	1.3%	9,045	1.2%	-200	-2.2%
	ALASKA AIRLINES, INC. Total	8,845	1.3%	9,045	1.2%	-200	-2.2%
CORPORATE FLIGHT MANAGEMENT, INC., d/b/a CONTOUR A							
	CORPORATE FLIGHT MANAGEMENT, INC., d/b/a CONTOUR A	100	0.0%	404	0.1%	-304	-75.2%
	CORPORATE FLIGHT MANAGEMENT, INC., d/b/a CONTOUR A Total	100	0.0%	404	0.1%	-304	-75.2%
INDIANAPOLIS AVIATION PARTNERS, LLC							
	INDIANAPOLIS AVIATION PARTNERS, LLC	696	0.1%	1,462	0.2%	-766	-52.4%
	INDIANAPOLIS AVIATION PARTNERS, LLC Total	696	0.1%	1,462	0.2%	-766	-52.4%
KALITTA CHARTERS II, LLC							
	KALITTA CHARTERS II, LLC	0	0.0%	0	0.0%	0	0.0%
	KALITTA CHARTERS II, LLC Total	0	0.0%	0	0.0%	0	0.0%
SPIRIT AIRLINES							
	SPIRIT AIRLINES	55,272	7.9%	45,902	6.2%	9,370	20.4%
	SPIRIT AIRLINES Total	55,272	7.9%	45,902	6.2%	9,370	20.4%
SUN COUNTRY, INC							
	SUN COUNTRY, INC	795	0.1%	1,668	0.2%	-873	-52.3%
	SUN COUNTRY, INC Total	795	0.1%	1,668	0.2%	-873	-52.3%
SWIFT AIR, LLC DBA IAERO AIRWAYS							
	SWIFT AIR, LLC DBA IAERO AIRWAYS	0	0.0%	0	0.0%	0	0.0%
	SWIFT AIR, LLC DBA IAERO AIRWAYS Total	0	0.0%	0	0.0%	0	0.0%
AIR CANADA JAZZ							
	JAZZ AVIATION LP	2,263	0.3%	2,067	0.3%	196	9.5%
	AIR CANADA JAZZ Total	2,263	0.3%	2,067	0.3%	196	9.5%
ALLEGiant AIR							
	ALLEGiant AIR	38,806	5.5%	28,049	3.8%	10,757	38.4%
	ALLEGiant AIR Total	38,806	5.5%	28,049	3.8%	10,757	38.4%
AMERICAN AIRLINES							
	AMERICAN AIRLINES, INC	180,656	25.7%	191,074	25.8%	-10,418	-5.5%
	AMERICAN AIRLINES Total	180,656	25.7%	191,074	25.8%	-10,418	-5.5%
DELTA AIR LINES							
	DELTA AIR LINES, INC	139,274	19.8%	147,373	19.9%	-8,099	-5.5%
	DELTA AIR LINES Total	139,274	19.8%	147,373	19.9%	-8,099	-5.5%
FRONTIER AIRLINE							
	FRONTIER AIRLINES, INC.	14,694	2.1%	15,953	2.2%	-1,259	-7.9%
	FRONTIER AIRLINE Total	14,694	2.1%	15,953	2.2%	-1,259	-7.9%
SIGNATURE FLIGHT SERVICES							
	SIGNATURE FLIGHT SUPPORT	0	0.0%	0	0.0%	0	0.0%
	SIGNATURE FLIGHT SERVICES Total	0	0.0%	0	0.0%	0	0.0%
SOUTHWEST AIRLINES							
	SOUTHWEST AIRLINES	164,560	23.4%	202,498	27.3%	-37,938	-18.7%
	SOUTHWEST AIRLINES Total	164,560	23.4%	202,498	27.3%	-37,938	-18.7%
UNITED AIRLINES							
	UNITED AIRLINES	97,704	13.9%	95,085	12.8%	2,619	2.8%
	UNITED AIRLINES Total	97,704	13.9%	95,085	12.8%	2,619	2.8%
OTHER CARRIERS / MISC							
	OTHER CARRIERS / MISC Total	9	0.0%	1	0.0%	8	800.0%
	Total	703,674	100.0%	740,581	100.0%	-36,907	-5.0%

Indianapolis International Airport
Total Passengers
Current Month (December 2022) vs. Same Month Previous Year (December 2021)

Operator	Carrier	December 2022		December 2021		Difference	% Change
		Total	% Total	Total	% Total		
ALASKA AIRLINES, INC.							
	ALASKA AIRLINES, INC.	8,845	1.3%	7,271	1.1%	1,574	21.6%
	ALASKA AIRLINES, INC. Total	8,845	1.3%	7,271	1.1%	1,574	21.6%
CORPORATE FLIGHT MANAGEMENT, INC., d/b/a CONTOUR A							
	CORPORATE FLIGHT MANAGEMENT, INC., d/b/a CONTOUR A	100	0.0%	1,339	0.2%	-1,239	-92.5%
	CORPORATE FLIGHT MANAGEMENT, INC., d/b/a CONTOUR A Total	100	0.0%	1,339	0.2%	-1,239	-92.5%
INDIANAPOLIS AVIATION PARTNERS, LLC							
	INDIANAPOLIS AVIATION PARTNERS, LLC	696	0.1%	2,686	0.4%	-1,990	-74.1%
	INDIANAPOLIS AVIATION PARTNERS, LLC Total	696	0.1%	2,686	0.4%	-1,990	-74.1%
KALITTA CHARTERS II, LLC							
	KALITTA CHARTERS II, LLC	0	0.0%	0	0.0%	0	0.0%
	KALITTA CHARTERS II, LLC Total	0	0.0%	0	0.0%	0	0.0%
SPIRIT AIRLINES							
	SPIRIT AIRLINES	55,272	7.9%	45,332	6.7%	9,940	21.9%
	SPIRIT AIRLINES Total	55,272	7.9%	45,332	6.7%	9,940	21.9%
SUN COUNTRY, INC							
	SUN COUNTRY, INC	795	0.1%	406	0.1%	389	95.8%
	SUN COUNTRY, INC Total	795	0.1%	406	0.1%	389	95.8%
SWIFT AIR, LLC DBA IAERO AIRWAYS							
	SWIFT AIR, LLC DBA IAERO AIRWAYS	0	0.0%	216	0.0%	-216	-100.0%
	SWIFT AIR, LLC DBA IAERO AIRWAYS Total	0	0.0%	216	0.0%	-216	-100.0%
AIR CANADA JAZZ							
	JAZZ AVIATION LP	2,263	0.3%	0	0.0%	2,263	100.0%
	AIR CANADA JAZZ Total	2,263	0.3%	0	0.0%	2,263	100.0%
ALLEGiant AIR							
	ALLEGiant AIR	38,806	5.5%	45,307	6.7%	-6,501	-14.3%
	ALLEGiant AIR Total	38,806	5.5%	45,307	6.7%	-6,501	-14.3%
AMERICAN AIRLINES							
	AMERICAN AIRLINES, INC	180,656	25.7%	164,529	24.3%	16,127	9.8%
	AMERICAN AIRLINES Total	180,656	25.7%	164,529	24.3%	16,127	9.8%
DELTA AIR LINES							
	DELTA AIR LINES, INC	139,274	19.8%	137,501	20.3%	1,773	1.3%
	DELTA AIR LINES Total	139,274	19.8%	137,501	20.3%	1,773	1.3%
FRONTIER AIRLINE							
	FRONTIER AIRLINES, INC.	14,694	2.1%	18,771	2.8%	-4,077	-21.7%
	FRONTIER AIRLINE Total	14,694	2.1%	18,771	2.8%	-4,077	-21.7%
SIGNATURE FLIGHT SERVICES							
	SIGNATURE FLIGHT SUPPORT	0	0.0%	0	0.0%	0	0.0%
	SIGNATURE FLIGHT SERVICES Total	0	0.0%	0	0.0%	0	0.0%
SOUTHWEST AIRLINES							
	SOUTHWEST AIRLINES	164,560	23.4%	170,589	25.2%	-6,029	-3.5%
	SOUTHWEST AIRLINES Total	164,560	23.4%	170,589	25.2%	-6,029	-3.5%
UNITED AIRLINES							
	UNITED AIRLINES	97,704	13.9%	82,432	12.2%	15,272	18.5%
	UNITED AIRLINES Total	97,704	13.9%	82,432	12.2%	15,272	18.5%
OTHER CARRIERS / MISC							
	OTHER CARRIERS / MISC Total	9	0.0%	17	0.0%	-8	-47.1%
	Total	703,674	100.0%	676,396	100.0%	27,278	4.0%

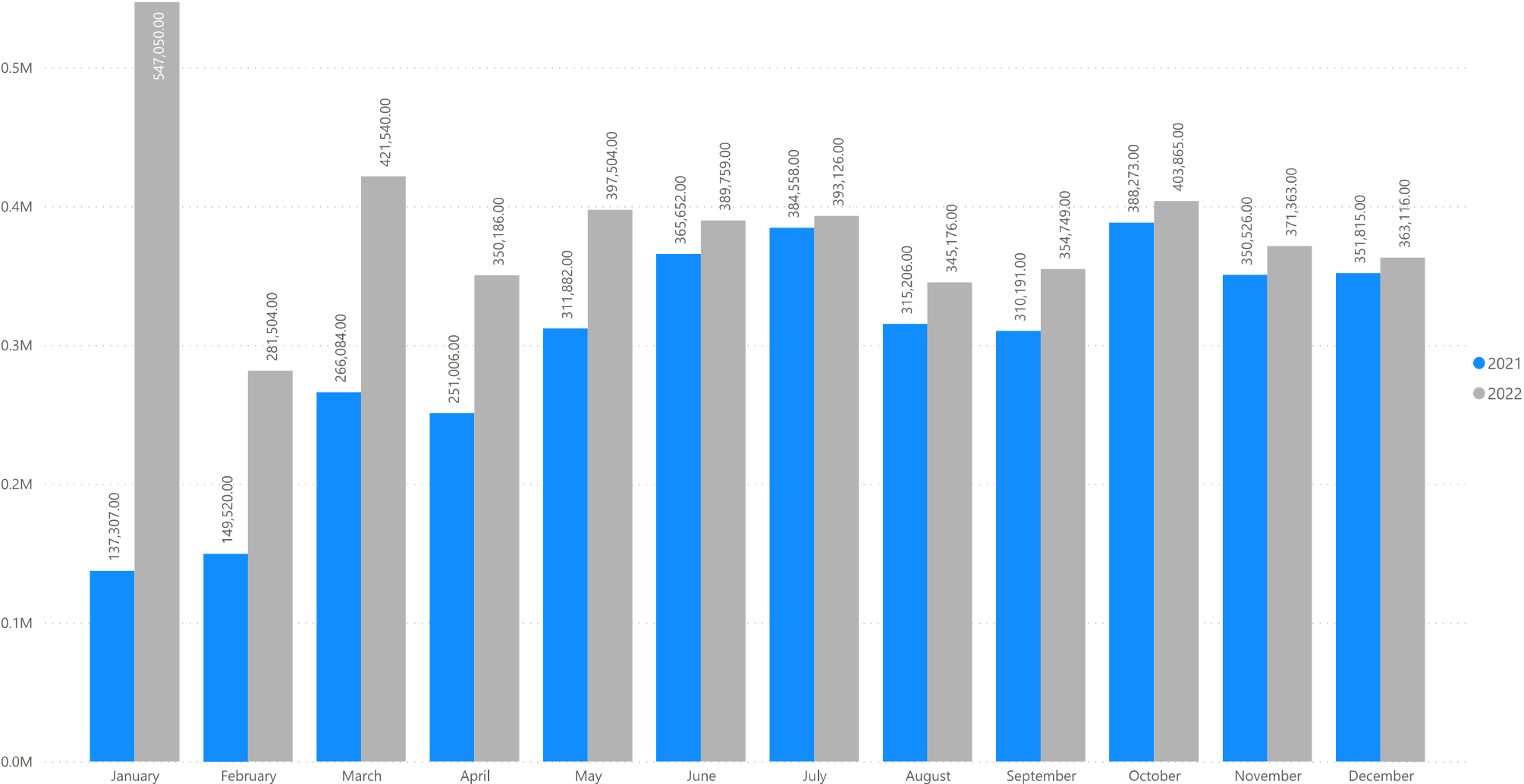
Indianapolis International Airport
Total Passengers
Current Month - December 2022

Operator	Carrier	Enplaning	Enplaning % of Total	Deplaning	Total	% of Total
ALASKA AIRLINES, INC.						
	ALASKA AIRLINES, INC.	4,469	1.2%	4,376	8,845	1.3%
	ALASKA AIRLINES, INC. Total	4,469	1.2%	4,376	8,845	1.3%
CORPORATE FLIGHT MANAGEMENT, INC., d/b/a CONTOUR A						
	CORPORATE FLIGHT MANAGEMENT, INC., d/b/a CONTOUR A	52	0.0%	48	100	0.0%
	CORPORATE FLIGHT MANAGEMENT, INC., d/b/a CONTOUR A Total	52	0.0%	48	100	0.0%
INDIANAPOLIS AVIATION PARTNERS, LLC						
	INDIANAPOLIS AVIATION PARTNERS, LLC	524	0.1%	172	696	0.1%
	INDIANAPOLIS AVIATION PARTNERS, LLC Total	524	0.1%	172	696	0.1%
KALITTA CHARTERS II, LLC						
	KALITTA CHARTERS II, LLC	0	0.0%	0	0	0.0%
	KALITTA CHARTERS II, LLC Total	0	0.0%	0	0	0.0%
SPIRIT AIRLINES						
	SPIRIT AIRLINES	29,142	8.0%	26,130	55,272	7.7%
	SPIRIT AIRLINES Total	29,142	8.0%	26,130	55,272	7.7%
SUN COUNTRY, INC						
	SUN COUNTRY, INC	319	0.1%	476	795	0.1%
	SUN COUNTRY, INC Total	319	0.1%	476	795	0.1%
SWIFT AIR, LLC DBA IAERO AIRWAYS						
	SWIFT AIR, LLC DBA IAERO AIRWAYS	0	0.0%	0	0	0.0%
	SWIFT AIR, LLC DBA IAERO AIRWAYS Total	0	0.0%	0	0	0.0%
AIR CANADA JAZZ						
	JAZZ AVIATION LP	1,181	0.3%	1,082	2,263	0.3%
	AIR CANADA JAZZ Total	1,181	0.3%	1,082	2,263	0.3%
ALLEGiant AIR						
	ALLEGiant AIR	20,274	5.6%	18,532	38,806	5.4%
	ALLEGiant AIR Total	20,274	5.6%	18,532	38,806	5.4%
AMERICAN AIRLINES						
	AMERICAN AIRLINES, INC	92,582	25.5%	88,074	180,656	25.9%
	AMERICAN AIRLINES Total	92,582	25.5%	88,074	180,656	25.9%
DELTA AIR LINES						
	DELTA AIR LINES, INC	71,440	19.7%	67,834	139,274	19.9%
	DELTA AIR LINES Total	71,440	19.7%	67,834	139,274	19.9%
FRONTIER AIRLINE						
	FRONTIER AIRLINES, INC.	7,102	2.0%	7,592	14,694	2.2%
	FRONTIER AIRLINE Total	7,102	2.0%	7,592	14,694	2.2%
SIGNATURE FLIGHT SERVICES						
	SIGNATURE FLIGHT SUPPORT	0	0.0%	0	0	0.0%
	SIGNATURE FLIGHT SERVICES Total	0	0.0%	0	0	0.0%
SOUTHWEST AIRLINES						
	SOUTHWEST AIRLINES	85,265	23.5%	79,295	164,560	23.3%
	SOUTHWEST AIRLINES Total	85,265	23.5%	79,295	164,560	23.3%
UNITED AIRLINES						
	UNITED AIRLINES	50,762	14.0%	46,942	97,704	13.8%
	UNITED AIRLINES Total	50,762	14.0%	46,942	97,704	13.8%
OTHER CARRIERS / MISC						
	OTHER CARRIERS / MISC Total	4	0.0%	5	9	0.0%
	Total	363,116	100.0%	340,558	703,674	100.0%

**Indianapolis International Airport
Total Passengers
Year To Date - December 2022**

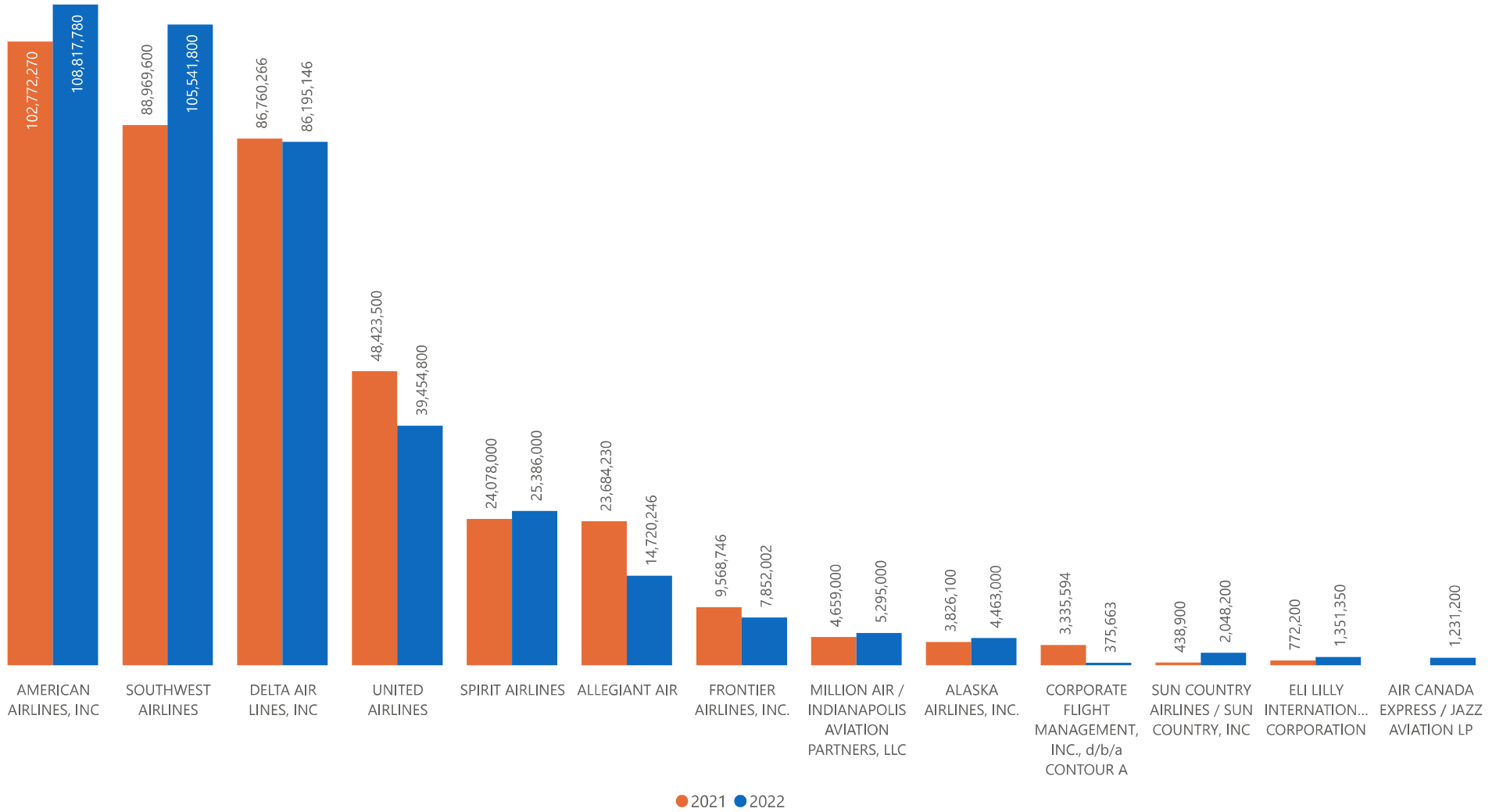
Operator	Carrier	Enplaning	Enplaning % of Total	Deplaning	Total	% of Total
ALASKA AIRLINES, INC.						
	ALASKA AIRLINES, INC.	65,568	1.5%	68,395	133,963	1.6%
	ALASKA AIRLINES, INC. Total	65,568	1.5%	68,395	133,963	1.6%
CORPORATE FLIGHT MANAGEMENT, INC., d/b/a CONTOUR A						
	CORPORATE FLIGHT MANAGEMENT, INC., d/b/a CONTOUR A	3,059	0.1%	3,619	6,678	0.1%
	CORPORATE FLIGHT MANAGEMENT, INC., d/b/a CONTOUR A Total	3,059	0.1%	3,619	6,678	0.1%
INDIANAPOLIS AVIATION PARTNERS, LLC						
	INDIANAPOLIS AVIATION PARTNERS, LLC	10,505	0.2%	8,431	18,936	0.2%
	INDIANAPOLIS AVIATION PARTNERS, LLC Total	10,505	0.2%	8,431	18,936	0.2%
KALITTA CHARTERS II, LLC						
	KALITTA CHARTERS II, LLC	0	0.0%	0	0	0.0%
	KALITTA CHARTERS II, LLC Total	0	0.0%	0	0	0.0%
SPIRIT AIRLINES						
	SPIRIT AIRLINES	247,678	5.7%	252,870	500,548	5.8%
	SPIRIT AIRLINES Total	247,678	5.7%	252,870	500,548	5.8%
SUN COUNTRY, INC						
	SUN COUNTRY, INC	14,077	0.3%	13,508	27,585	0.3%
	SUN COUNTRY, INC Total	14,077	0.3%	13,508	27,585	0.3%
SWIFT AIR, LLC DBA IAERO AIRWAYS						
	SWIFT AIR, LLC DBA IAERO AIRWAYS	0	0.0%	0	0	0.0%
	SWIFT AIR, LLC DBA IAERO AIRWAYS Total	0	0.0%	0	0	0.0%
AIR CANADA JAZZ						
	JAZZ AVIATION LP	11,361	0.3%	11,190	22,551	0.3%
	AIR CANADA JAZZ Total	11,361	0.3%	11,190	22,551	0.3%
ALLEGiant AIR						
	ALLEGiant AIR	256,549	5.9%	254,059	510,608	5.8%
	ALLEGiant AIR Total	256,549	5.9%	254,059	510,608	5.8%
AMERICAN AIRLINES						
	AMERICAN AIRLINES, INC	1,117,442	25.7%	1,126,573	2,244,015	25.9%
	AMERICAN AIRLINES Total	1,117,442	25.7%	1,126,573	2,244,015	25.9%
DELTA AIR LINES						
	DELTA AIR LINES, INC	833,330	19.2%	833,680	1,667,010	19.2%
	DELTA AIR LINES Total	833,330	19.2%	833,680	1,667,010	19.2%
FRONTIER AIRLINE						
	FRONTIER AIRLINES, INC.	103,574	2.4%	108,554	212,128	2.5%
	FRONTIER AIRLINE Total	103,574	2.4%	108,554	212,128	2.5%
SIGNATURE FLIGHT SERVICES						
	SIGNATURE FLIGHT SUPPORT	0	0.0%	0	0	0.0%
	SIGNATURE FLIGHT SERVICES Total	0	0.0%	0	0	0.0%
SOUTHWEST AIRLINES						
	SOUTHWEST AIRLINES	1,142,642	26.3%	1,130,054	2,272,696	26.0%
	SOUTHWEST AIRLINES Total	1,142,642	26.3%	1,130,054	2,272,696	26.0%
UNITED AIRLINES						
	UNITED AIRLINES	539,595	12.4%	536,643	1,076,238	12.3%
	UNITED AIRLINES Total	539,595	12.4%	536,643	1,076,238	12.3%
OTHER CARRIERS / MISC						
	OTHER CARRIERS / MISC Total	33	0.0%	35	68	0.0%
	Total	4,345,413	100.0%	4,347,611	8,693,024	100.0%

Traffic Forecast (Enplaned Passenger)

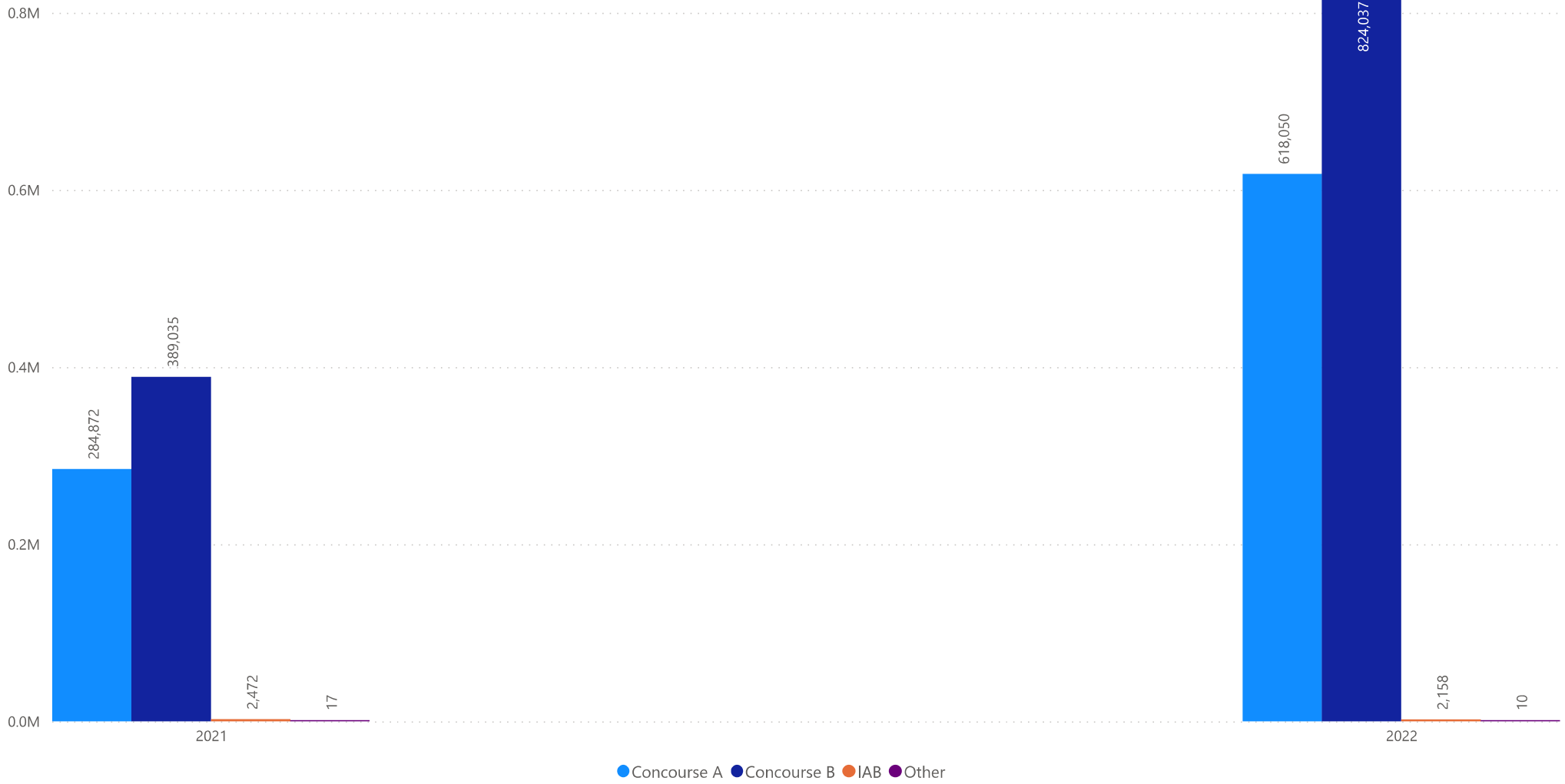




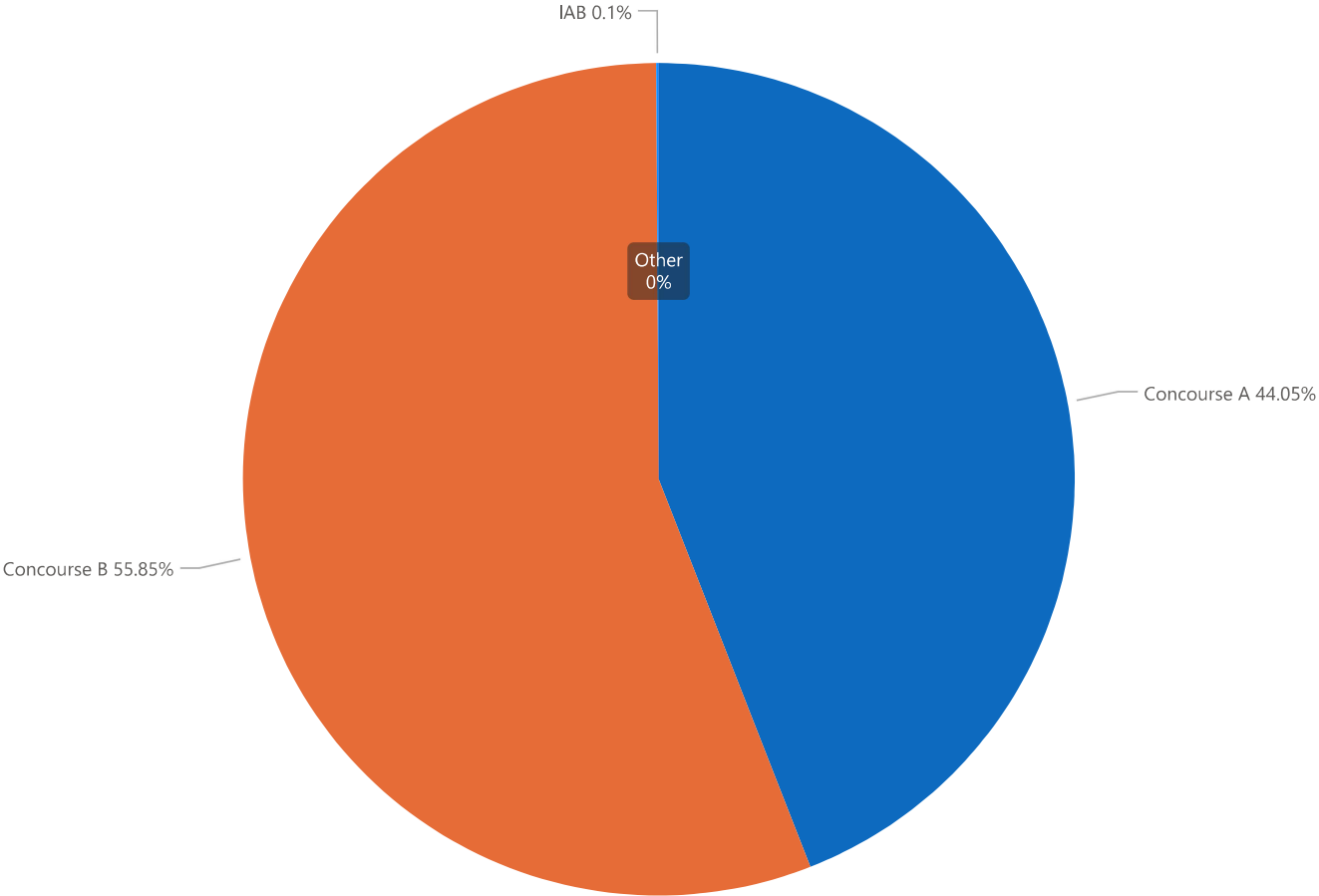
Landing Weights for Passenger Aircraft Current Month vs Previous Month



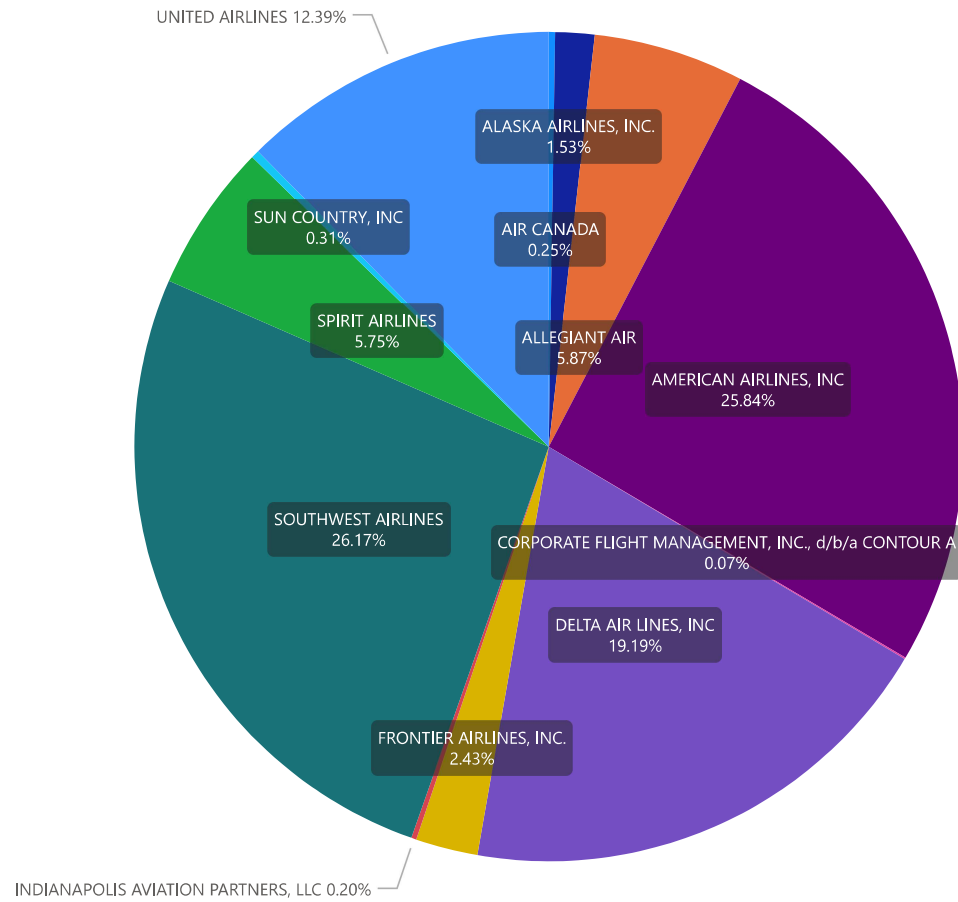
Total Monthly Passenger Share per Concourse



Passenger Share per Concourse By Current Month

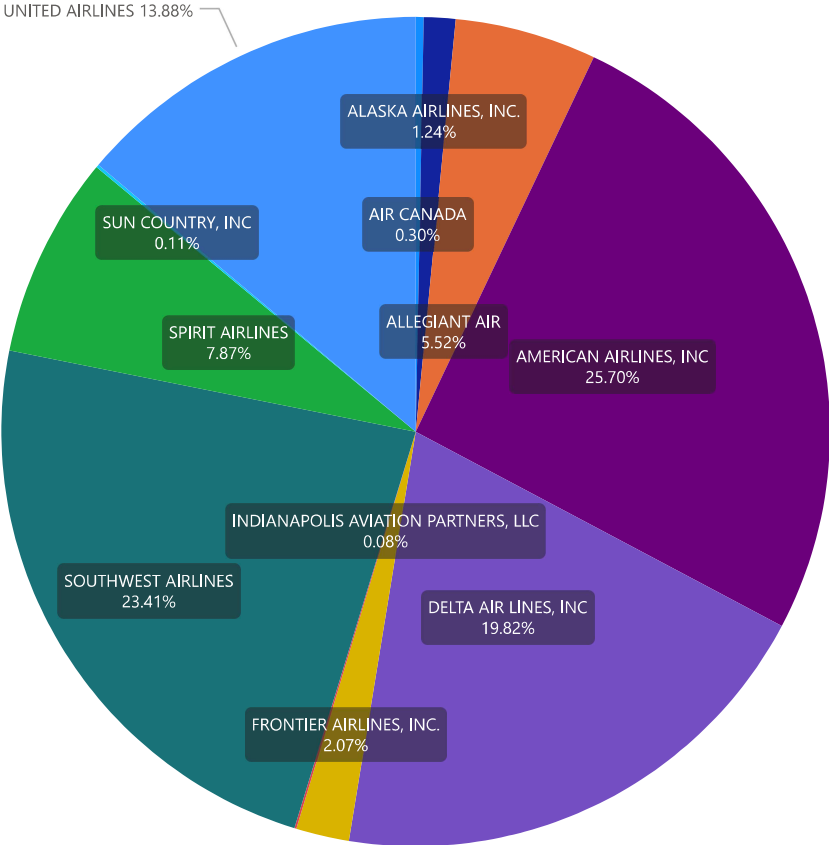


Year To Date Market Share by Group / Airline / Total Passengers





Market Share Current Month



Enplaned Passengers

