



# Precision in Scanning Applications through Innovative Flexure Mechanism Development

*Devakant D. Baviskar<sup>a\*</sup>, A. S. Rao<sup>b</sup>, Prasanna P. Raut<sup>a</sup>*

<sup>a</sup> Research Scholar, Department of Mechanical Engineering, Veermata Jijabai Technological Institute, Matunga, Mumbai 400019, Maharashtra, India.

<sup>b</sup> Assistant Professor, Department of Mechanical Engineering, Veermata Jijabai Technological Institute, Matunga, Mumbai 400019, Maharashtra, India

DOI: <https://doi.org/10.55248/gengpi.5.0124.0372>

## ABSTRACT

The Planar XY Flexural Mechanism finds extensive use in precision motion systems, facilitating relative motion between a fixed support and a motion stage through material flexibility. Unlike rigid link mechanisms, this design offers significant advantages such as zero backlash, frictionless motion, and high-order repeatability, all in a more compact form factor. Notably, flexure mechanisms are constructed from a single monolith, a characteristic emphasized in this research. The focus is on modeling the flexural process to achieve precise scanning over a broader range at increased speeds. Finite Element Analysis (FEA) is employed for static analysis to assess the motion stage's static deflection. Subsequently, the mechanism is activated using a weight pan and weights, with displacement monitored via a Dial Gauge Indicator. The experimental setup includes components such as the flexural mechanism, Dial Gauge, Weight Pan and Weights, Pulley, String, Small metal strip, and Optical Bread Board. Comparison of experimental and analytical findings reveals minimal variation, confirming the effectiveness of the flexural mechanism in providing precise motion for high-precision applications.

Keywords: ANSYS, FEA, Flexure, Precise

## 1. Introduction

Increasing demands in materials research, electronics, and advanced manufacturing have driven the need for ultra-precision methods. Compact planar XY flexure stages have emerged as essential solutions, offering extensive motion capabilities and finding diverse applications in fields such as wafer alignments, semiconductor masks, atomic force microscopy, scanning interferometry, micromanipulation, micro-assembly, and high-density memory storage [1-4].

Micro-positioning stages, vital for precise maneuvering of end-effectors with specific degrees of freedom (DOF) and submicron positioning resolution, require characteristics like a broad workspace, high resolution, compact size, and high bandwidth. Previous research has aimed at enhancing the performance of micro-positioning stages [5-9]. A unique compact high-precision XY scanner has been developed, featuring a millimeter-level operating range and nanometer-level resolution, striking an optimal balance among design factors [10-14]. This scanner incorporates an actuator and double compound linear spring flexure guiding mechanisms to meet accuracy and travel range standards while minimizing parasitic motion during scanning [15-19].

Nano and micro-positioning mechanisms are pivotal in advancing precision mechanisms with exceptional cost-performance characteristics, especially in small-scale technologies [20-24]. This paper elaborates on a planar 3-DOF parallel-type micro-positioning mechanism focusing on precise flexure hinge modeling. Accurate modeling of the flexure hinge mechanism is crucial to enhance Microsystems' positional precision, enabling their utilization in x-ray lithography, micromachining, scanning electron microscopy (SEM), and mask alignment [27-31]. Flexures, operating on material elasticity [32], demonstrate precision in motion and are applied in high-speed scenarios due to molecular-level anamorphosis.

## 2. Design of Flexure Mechanism

The flexure mechanism enables precise motion by allowing relative movement between the motion stage and a fixed support. Figure 1 illustrates the generation of this relative motion using an interface element. Traditional interface components like sliders, ball bearings, and liquid or air films, which are often associated with friction and backlash issues, do not provide significant advantages in terms of high accuracy and repeatability [3,33-35]. To mitigate friction and backlash concerns, these components can be replaced with flexible counterparts such as hinges and flexible beams. This substitution offers additional benefits, facilitating high-precision scanning with an elevated level of repeatability [36-39]. Based on this fundamental concept, various flexure mechanisms, including XY configurations, have been developed.

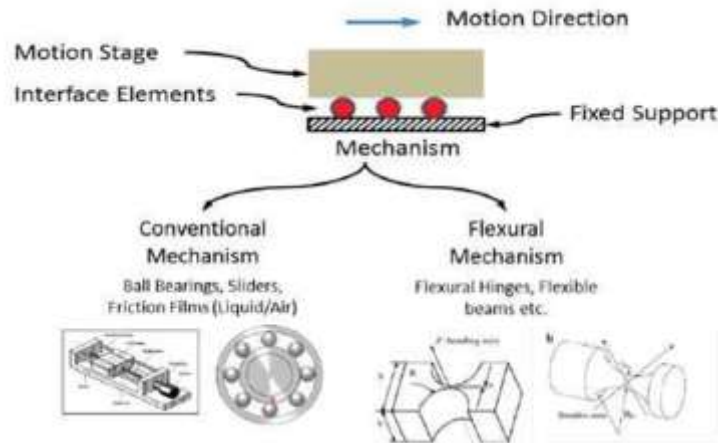


Fig. 1 - Interface Element of the Mechanism [1]

### 3. Experimental Setup




Fig. 2 - Experimental Setup for Flexure Mechanism

The entire mechanism is securely mounted on a vibration-free foundation using four metal mounting blocks fastened with M6 bolts. The comprehensive experimental setup includes the mechanism itself, Dial Gauge indicator, Pulley, String, weight pan, small metal strip, g-clamp, and an Optical Bread Board. The weight pan serves as the actuation component, connecting to the flexural mechanism in the X-Y direction through a g-clamp linked to a pulley via a string.

An essential instrument in the setup is an analog Dial Gauge Indicator, measuring displacement in the X-Y direction. A Small Metal Strip is attached to the motion stage, extending to provide measurements to the dial gauge. The Optical Bread Board acts as a stable, vibration-free foundation for attaching the mechanism. Experimental observation of the flexure mechanism is conducted in both the X and Y axes, with varying load values ranging from 1 N to 25 N. The specific displacements corresponding to these diverse load conditions are detailed below.

Table 1 - Testing Results in the X and Y Directions

Applied Force in N	X direction FEA output in mm	Y direction FEA output in mm
2	0.49	0.42
6	1.81	2.1
12	3.87	4.112
15	5.89	6.2
20	7.81	8.25

#### 4. ANSYS Results

Finite Element Analysis (FEA) is employed to evaluate the displacement and maximum stresses of the flexure mechanism. Force is applied in both the X and Y axes during the analysis. ANSYS tools are utilized for a comprehensive investigation of the flexure mechanism.

The graphs depicting various outcomes are presented in Figure 3 and Figure 4.

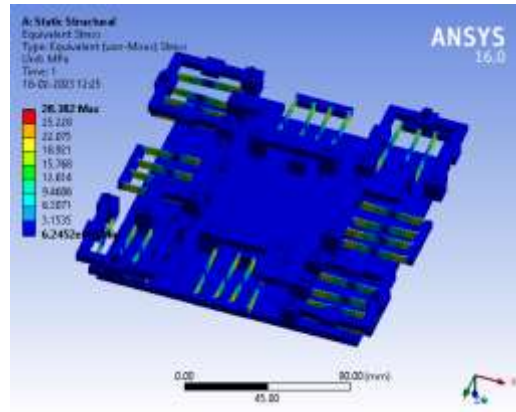


Fig. 3 - Analysis of XY Flexure Mechanism and Application of Force in the X-Direction

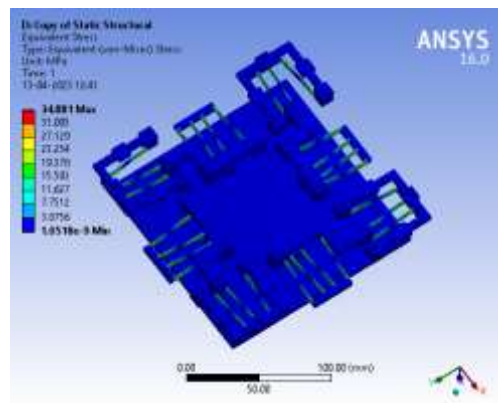


Fig. 4 - Analysis of XY Flexure Mechanism and Application of Force in the Y-Direction

Table 2 - FEA Results for X and Y Direction Outputs

Applied Force in N	X direction FEA output in mm	Y direction FEA output in mm
2	0.55	0.521
6	2.028	2.24
12	4.24	4.541
15	6.345	6.541
20	8.25	8.654

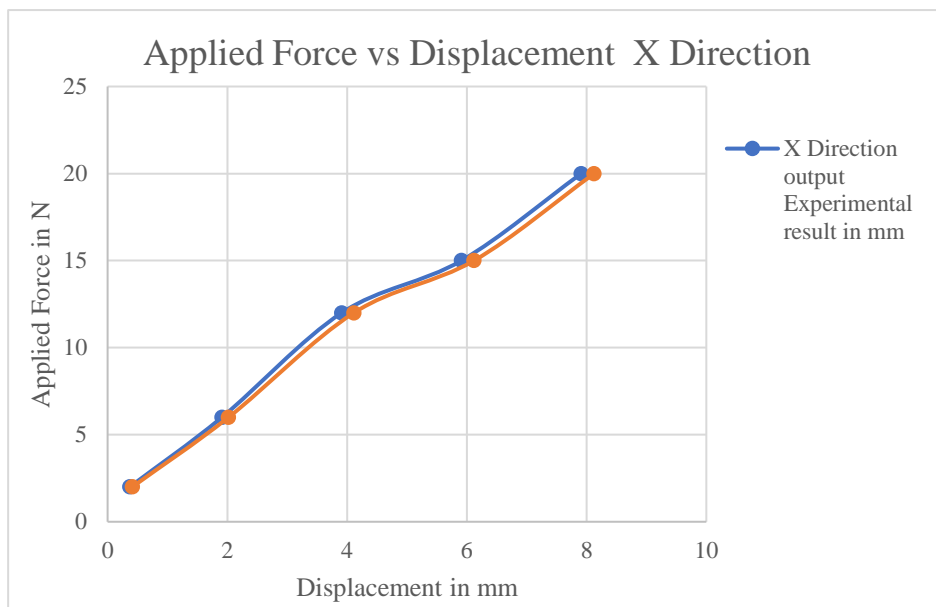
#### 5. Result and Discussion ON FEA and Theoretical

Experimental displacements are cross-validated using numerical methods for both the X and Y directions. The outputs obtained through experimental and numerical calculations, along with the corresponding error values, are presented below.

**Table 3 - Analysis of Experimental and Numerical Displacements in the X-Direction**

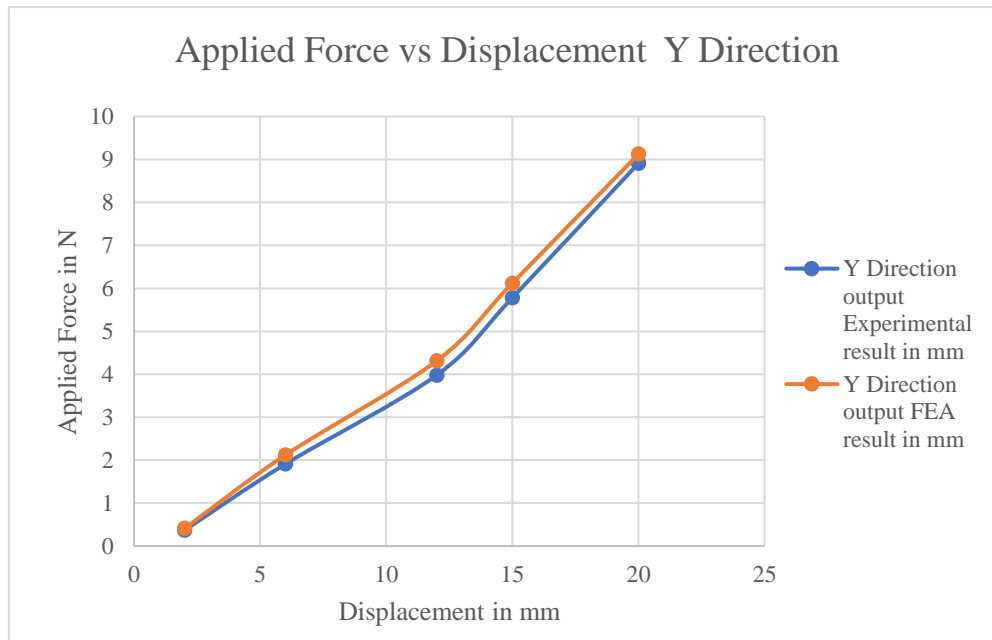
Applied Force in N	X Direction output Experimental result in mm	X Direction output FEA result in mm	% of Error
02	0.49	0.55	10.90909
05	1.81	2.028	10.74951
10	3.87	4.24	8.726415
15	5.89	6.345	7.171001
20	7.81	8.25	5.333333

When comparing experimental and numerical outputs, the table above shows a maximum error of 10.490% and a minimum error of 5.33%. The observed average error is 7.501%.

**Fig. 5 - Comparison of Experimental and FEA Analysis for X-Direction****Table 4.** Analysis of Experimental and Theoretical Deformation in the Y-Direction

Applied Force in N	Y Direction output Experimental result in mm	Y Direction output FEA result in mm	% of Error
02	0.42	0.521	19.3858
05	2.1	2.24	6.25
10	4.112	4.541	9.447258
15	6.2	6.541	5.21327
20	8.25	8.654	4.668361

When comparing experimental and numerical results, it is clear from the table that there is a maximum error of 19.38% and a minimum error of 4.66%. The observed average error is 8.059%.



**Fig. 6 - Comparison of Experimental and FEA Analysis for Y-Direction**

## 6. Conclusion

The Motion Stage exhibits precise travel in both the X and Y axes. At maximum operating load, experimental and numerical studies indicate an X-direction displacement of 7.17 mm and 8.13 mm, respectively. Additionally, under maximum working load, experimental and numerical studies reveal Y-direction displacements of 8.51 mm and 9.011 mm, respectively. The experimental findings closely align with the numerical results, showing a 10% margin of error. This close agreement between experimental and computational data suggests that the constructed model excels in performance compared to the flexure mechanism. The XY Flexure mechanism, renowned for its ability to generate repeatable and smooth motions, finds applications in precision-oriented sectors such as laser printing and scanning, microscopy, and micro-nano manufacturing systems.

## References

- 1) Pratik M. Waghmare, "A REVIEW PAPER ON FLEXURE" International Journal for Science and Advance Research In Technology, 3(10) 2017.
- 2) Shrishail, B. Sollapur, and P. Deshmukh Suhas. "XY scanning mechanism: a dynamic approach." International Journal of Mechanical Engineering and Robotics Research 3.4 (2014): 140.
- 3) Constraint-based Design of Parallel Kinematic XY Flexure Mechanisms Shorya Awtar Precision Engineering Research Group Massachusetts Institute of Technology, Cambridge MA 518-577-5500, shorya@mit.edu
- 4) M S Patil, S P Deshmukh , "Design and Development Aspects of Flexure Mechanism for High Precision Application", AIP Conference Proceedings 1943, 020023 (2018); doi: 10.1063/1.5029599,(2018)
- 5) Deore, Om Bipin, "Design and Analysis of Complaint Mechanism using FEA." development 7.10 (2020).
- 6) Chang, S.H., Tseng, C.K., and Chien, H.C., 1999, "An Ultra-Precision XYθZ Piezo Micropositioner Part I: Design and Analysis", IEEE Transactions on Ultrasonics, Ferroelectrics, and Frequency Control, 46 (4), pp. 897-905.
- 7) Raut, P.P., Rao, A.S., Sollapur, S. et al. Investigation on the development and building of a voice coil actuator-driven XY micro-motion stage with dual-range capabilities. Int J Interact Des Manuf (2023). <https://doi.org/10.1007/s12008-023-01665-2> .
- 8) Chen, K.S., Trumper, D.L., and Smith, S.T., 2002, "Design and Control for an Electromagnetically driven X-Y-θ Stage", Journal of Precision Engineering and Nanotechnology, 26, pp. 355-369.
- 9) Design, analysis, fabrication and testing of a parallel-kinematic micropositioning XY stage. International Journal of Machine Tools & Manufacture. 2007; 47: 946– 961
- 10) Dr. M S Patil and Dr. S P Deshmukh, "Experimental Investigation of High Precision XY Mechanism", International Journal of Mechanical Engineering and Technology,9(5), 2018, pp.43–50. <http://www.iaeme.com/IJMET/issues.asp?JType=IJMET&VType=9&ITType=5>
- 11) Byoung Hun Kang, John T. Wen, Nicholaas G. Dagalakis, Jason J. Gorman "Analysis and Design of Parallel Mechanisms with Flexure Joints".

- 12) Chien-Hung Liu, Wen-Yuh Jywe, Yeau-Ren Jeng, Tung-Hui Hsu, Yi-tsung Li. 2010. Design and control of a long-traveling nano-positioning stage. *Precision Engineering*. 34: 497-506.
- 13) Yung-Tien Liu, Bo-Jheng Li. 2010. Precision positioning device using the combined piezo-VCM actuator with frictional constraint. *Precision Engineering*. 34: 534-545.
- 14) S B Sollapur, "Evaluation of Stiffness and Parametric Modeling of XY Flexure Mechanism for Precision Applications", *Journal of Modeling and Simulation of Materials*, vol. 1, no. 1, pp. 8-15, May 2018. doi: 10.21467/jmsm.1.1.8-15
- 15) Pratik M. Waghmare, "Design of Compliant Mechanism And PID controller", *International Engineering Research Journal* Page No 416-420, SECOND MECHPGCON 2016.
- 16) M S Patil, S P Deshmukh, "Advancement and Experimental Investigation of Voice Coil Actuator utilizing Flexural Bearing", *Journal of Mechatronics and Automation, STM Journals*, Vol 5, Issue 2, 2018. pp. 40-45
- 17) Shrishail B., et al. "Design and Experimental Testing of XY Flexure Mechanism." *Journal of Engineering Science and Technology* 16.2 (2021): 1416-1425.
- 18) Shrishail B Sollapur, Pratik Waghmare, "Design and Experimental Investigation of XY Compliant Mechanism for Precision Applications", *ECS Transactions*, 2022/4/24, Volume 107 Issue 1 Pages 4967. DOI 10.1149/10701.4967ecst
- 19) Prasanna Raut et. Al, "Design and Testing of Flexural Kinematic Mechanism using Large Workspace", *Eur. Chem. Bull.* 2022, 11(Issue 12), 213-221, DOI: 10.48047/ecb/2022.11.12.025
- 20) Devkant Bhaviskar et.al, "Design of XY Planer Mechanism using DFM for Parallel-Kinematic Micro Positioning XY Stage", *Stage Eur. Chem. Bull.* 2022, 11. (Issue 11), 222-228 DOI: 10.48047/ecb/2022.11.11.25
- 21) Saravanan, D., et al. "Tribological properties of filler and green filler reinforced polymer composites." *Materials Today: Proceedings* 50 (2022): 2065-2072. <https://doi.org/10.1016/j.matpr.2021.09.414>
- 22) Shraddha Gunjawate, "Structural Analysis and Topology Optimization of Leaf Spring Bracket", *International Journal of Engineering Research & Technology (IJERT)* Vol. 9 Issue 07, July-2020. pp. 1448-1494
- 23) Toradmal, Kuldeep P., Pratik M. Waghmare, and Shrishail B. Sollapur. "Three-point bending analysis of honeycomb sandwich panels: experimental approach." *International Journal of Engineering and Techniques* 3.5 (2017).
- 24) Sollapur, Shrishail B., M. S. Patil, and S. P. Deshmukh. "Design and development aspects of flexure mechanism for high precision application." *AIP Conference Proceedings*. Vol. 1943. No. 1. AIP Publishing, 2018. <https://doi.org/10.1063/1.5029599>
- 25) Waghmare, Pratik M., Pankaj G. Bedmutha, and Shrishail B. Sollapur. "Investigation of effect of hybridization and layering patterns on mechanical properties of banana and kenaf fibers reinforced epoxy biocomposite." *Materials Today: Proceedings* 46 (2021): 3220-3224. <https://doi.org/10.1016/j.matpr.2020.11.194>
- 26) Shinde, Tarang, et al. "Fatigue analysis of alloy wheel using cornering fatigue test and its weight optimization." *Materials Today: Proceedings* 62 (2022): 1470-1474. <https://doi.org/10.1016/j.matpr.2022.02.023>
- 27) Shrishail B Sollapur, M. S. Patil, and S. P. Deshmukh. "Position Estimator Algorithm Implementation on Precision Applications." *Materials Today: Proceedings* 24 (2020): 333-342. <https://doi.org/10.1016/j.matpr.2020.04.283>
- 28) Shrishail B., et al. "Design And Experimental Testing Of XY Flexure Mechanism." *Journal of Engineering Science and Technology* 16.2 (2021): 1416-1425.
- 29) Baviskar, D.D., Rao, A.S., Sollapur, S. et al. Development and testing of XY stage compliant mechanism. *Int J Interact Des Manuf* (2023). <https://doi.org/10.1007/s12008-023-01612-1>
- 30) Pratik Waghmare, "Development and Performance Investigation of Solar Concrete Collector at Different Climatic Conditions", *Indian Journal of Engineering and Materials Sciences*, <https://doi.org/10.56042/ijems.v30i2.1384>
- 31) Waghmare, Pratik M., Shrishail B. Sollapur, and Shweta M. Wange. "Concrete Solar Collector." *Advances in Smart Grid and Renewable Energy: Proceedings of ETAEERE-2016*. Springer Singapore, 2018. [https://doi.org/10.1007/978-981-10-4286-7\\_46](https://doi.org/10.1007/978-981-10-4286-7_46)
- 32) Sharath, P.C., Waghmare, P. (2024). Applications of Additive Manufacturing in Biomedical and Sports Industry. In: Rajendrachari, S. (eds) *Practical Implementations of Additive Manufacturing Technologies*. *Materials Horizons: From Nature to Nanomaterials*. Springer, Singapore. [https://doi.org/10.1007/978-981-99-5949-5\\_13](https://doi.org/10.1007/978-981-99-5949-5_13)
- 33) Chate, Ganesh R., et al. "Ceramic material coatings: emerging future applications." *Advanced Ceramic Coatings for Emerging Applications*. Elsevier, 2023. 3-17. <https://doi.org/10.1016/B978-0-323-99624-2.00007-3>

- 
- 34) Vinod, M., Kumar, C.A., Sollapur, S.B. et al. Study on Fabrication and Mechanical Performance of Flax Fibre-Reinforced Aluminium 6082 Laminates. J. Inst. Eng. India Ser. D (2023). <https://doi.org/10.1007/s40033-023-00605-4>
- 35) Prasanna Raut, A S Rao et al., "Finite Element Analysis of High Flexure XY Mechanism Using Parametric Modeling", International Journal of Research Publication and Reviews, Vol 4, no 12, pp 2160-2167 December 2023.
- 36) Prasanna Raut, A S Rao et al., "Development & Analysis of XY Stage Mechanism", International Journal of Research Publication and Reviews, Vol 4, no 12, pp 2518-2523 December 2023
- 37) Swapnil S. Shinde, Shrishail B Sollapur, "Effect of Residual Stress on the Mechanical Behavior of AISI 304, For TIG Welding", International Journal of Scientific & Engineering Research Volume 8, Issue 10, October-2017.
- 38) Venkate Gowda, C., Nagaraja, T.K., Yogesha, K.B. et al. Study on Structural Behavior of HVOF-Sprayed NiCr/Mo Coating. J. Inst. Eng. India Ser. D (2024). <https://doi.org/10.1007/s40033-024-00641-8>
- 39) Devakant Baviskar Shrishail Sollapur, Dr Mahesh M Kawade, Prasanna Raut, "An ANN Approach to Determine the Surface Roughness in End Milling Cutter", International Journal of Research Publication and Reviews(2024), Vol 1, issue5, page 4360-4365.