



2020 CENSUS PROFILES FLORIDA



TOTAL POPULATION:
21,538,187

LATINO POPULATION:
5,697,240

LATINO SHARE OF POPULATION: **26.5%**

CONGRESSIONAL SEATS AFTER
2020 REAPPORTIONMENT: **28**

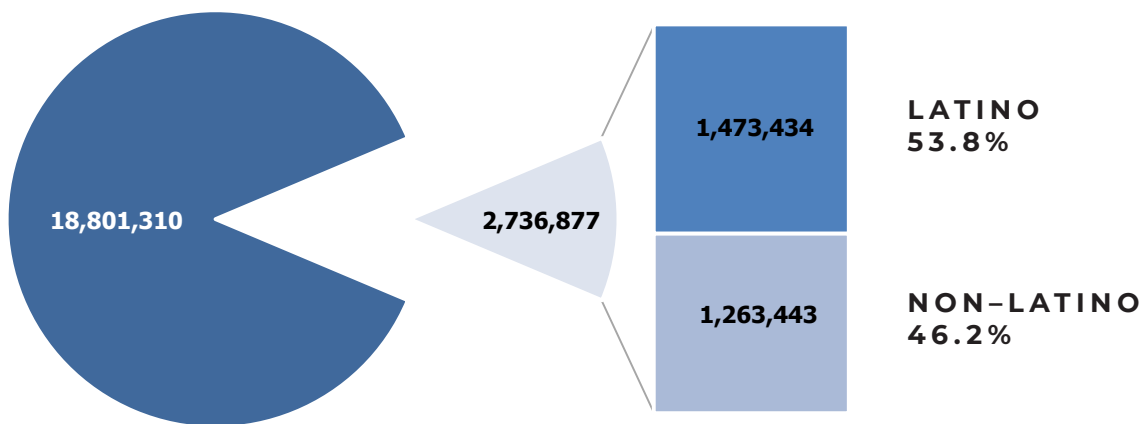
CHANGE IN NUMBER OF
CONGRESSIONAL SEATS: **+1**

POPULATION GROWTH BETWEEN 2010 AND 2020

Between 2010 and 2020, Florida's total population grew from 18.8 million to 21.5 million, an increase of 14.6%. During the same period, the state's Latino population grew from 4.2 million to 5.7 million, an increase of 34.9%. The increase in Florida's Latino population accounted for over half (53.8%) of the state's total population growth during the past decade. By comparison, the non-Latino population of the state increased by only 8.7%.

POPULATION IN 2010

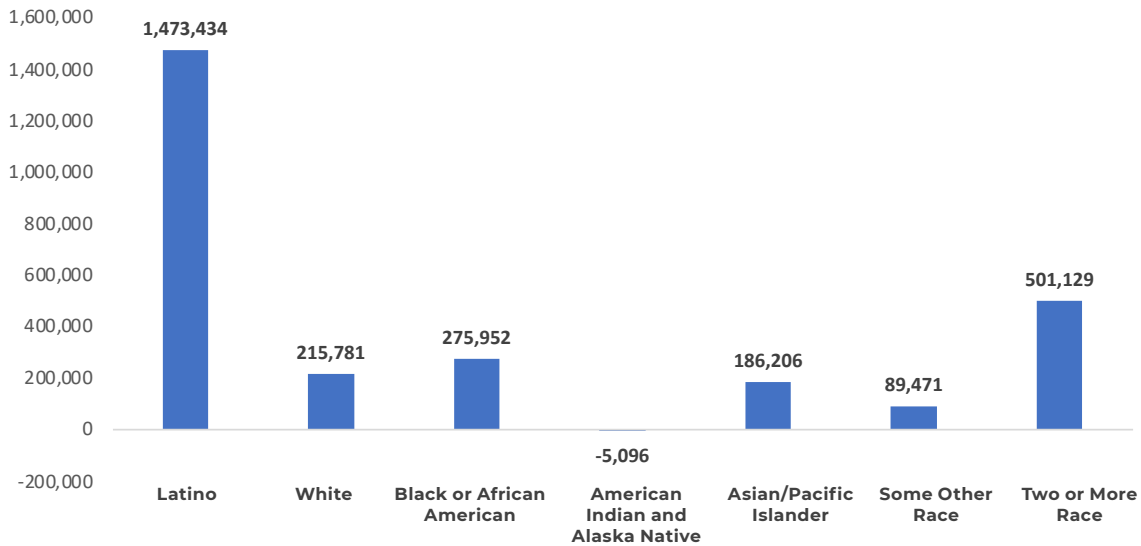
POPULATION GROWTH
2010-2020



See "Notes" at the end of this Profile for information about methodology and data sources.

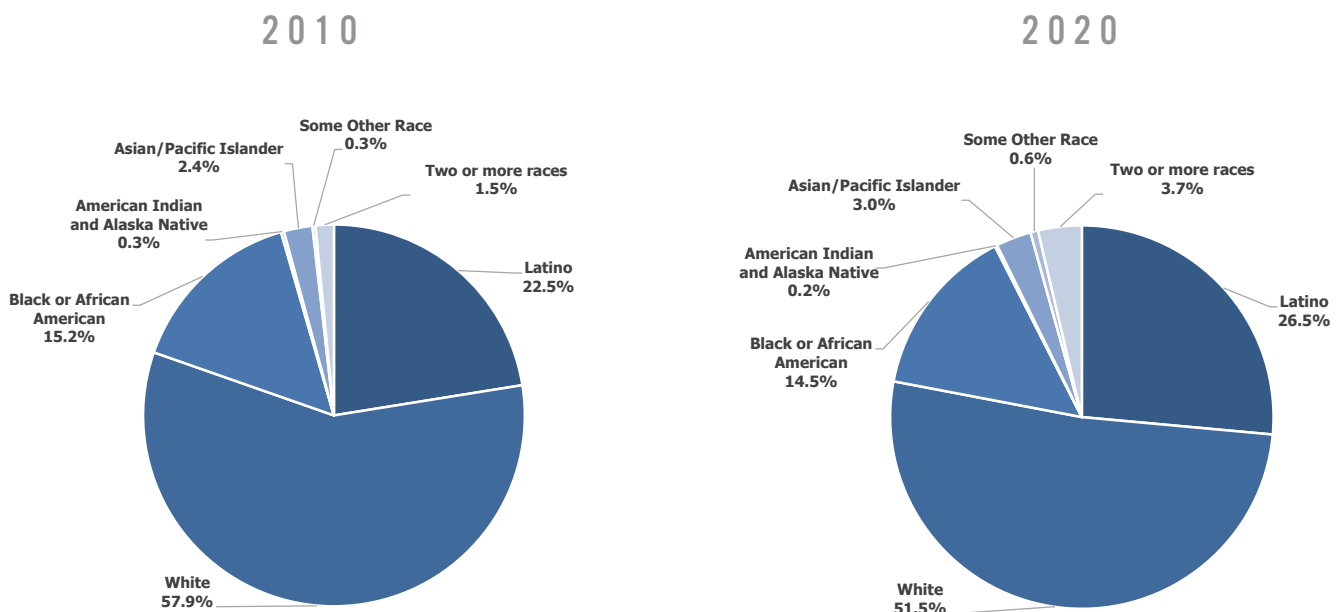
CHANGE IN SIZE OF FLORIDA POPULATION GROUPS 2010-2020

The Florida Latino population increase between 2010 and 2020 exceeded the growth of other population groups.



ETHNIC COMPOSITION OF POPULATION

Between 2010 and 2020, the Latino share of the state's population grew from 22.5% to 26.5%. During the same period, the Non-Hispanic White share decreased from 57.9% to 51.5%.



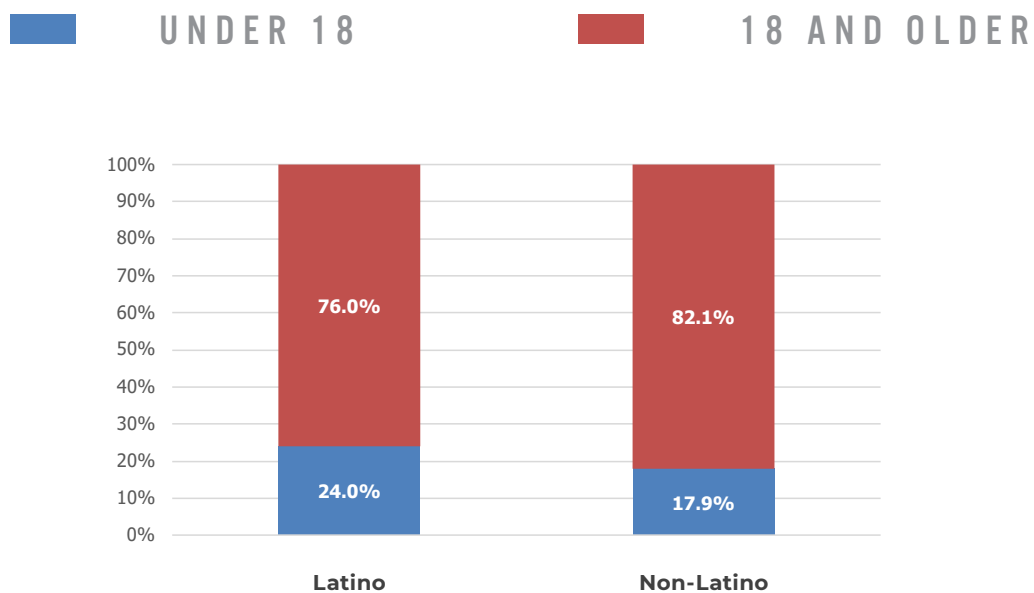
See "Notes" at the end of this Profile for information about methodology and data sources.

AGE OF POPULATION: 2020

In 2020, 1.4 million Latinos were under 18, and 4.3 million were 18 and older. Nearly one-third (32.5%) of all Floridians under 18 are Latino.

	UNDER 18	18 AND OLDER
LATINO	1,364,555	4,332,685
NON-LATINO	2,834,400	13,006,547

In 2020, the Florida Latino population was significantly younger than the non-Latino population. Nearly one-quarter of Latino Floridians (24.0%) were under 18, compared to 17.9% of non-Latinos.



COUNTY AND CITY POPULATIONS: 2020

Census 2020 data reveal that all of Florida’s 10 largest counties have significant Latino populations. The Latino share of these counties’ population ranges from 10.7% in Pinellas County to 68.7% in Miami-Dade County. Over three-quarters of Florida Latinos (76.5%) live in these counties, with 32.6% residing in Miami-Dade County. Additionally, eight of the 10 largest Florida counties are also home to the state’s largest Latino communities, including Miami-Dade County, Broward County, Orange County, Hillsborough County, Palm Beach County, Polk County, Lee County and Duval County.

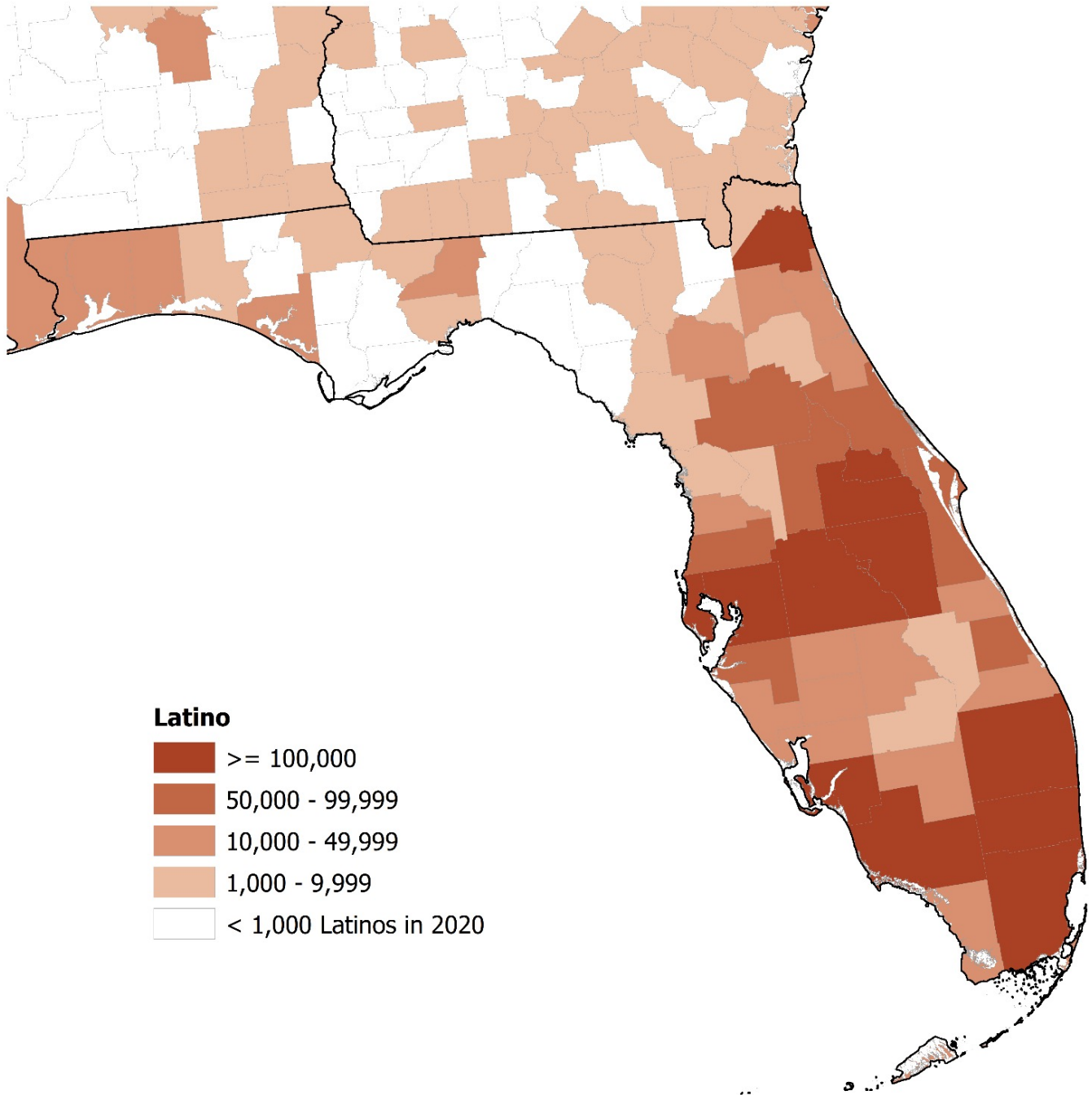
See “Notes” at the end of this Profile for information about methodology and data sources.

TOP 10 FLORIDA COUNTIES

COUNTY	TOTAL POPULATION	LATINO POPULATION	LATINO SHARE OF POPULATION
Miami-Dade County	2,701,767	1,856,938	68.7%
Broward County	1,944,375	608,703	31.3%
Palm Beach County	1,492,191	349,933	23.5%
Hillsborough County	1,459,762	427,381	29.3%
Orange County	1,429,908	473,025	33.1%
Duval County	995,567	112,689	11.3%
Pinellas County	959,107	102,439	10.7%
Lee County	760,822	173,161	22.8%
Polk County	725,046	187,695	25.9%
Brevard County	606,612	67,907	11.2%

Hispanic Population by County: 2020

FLORIDA: 5,697,240

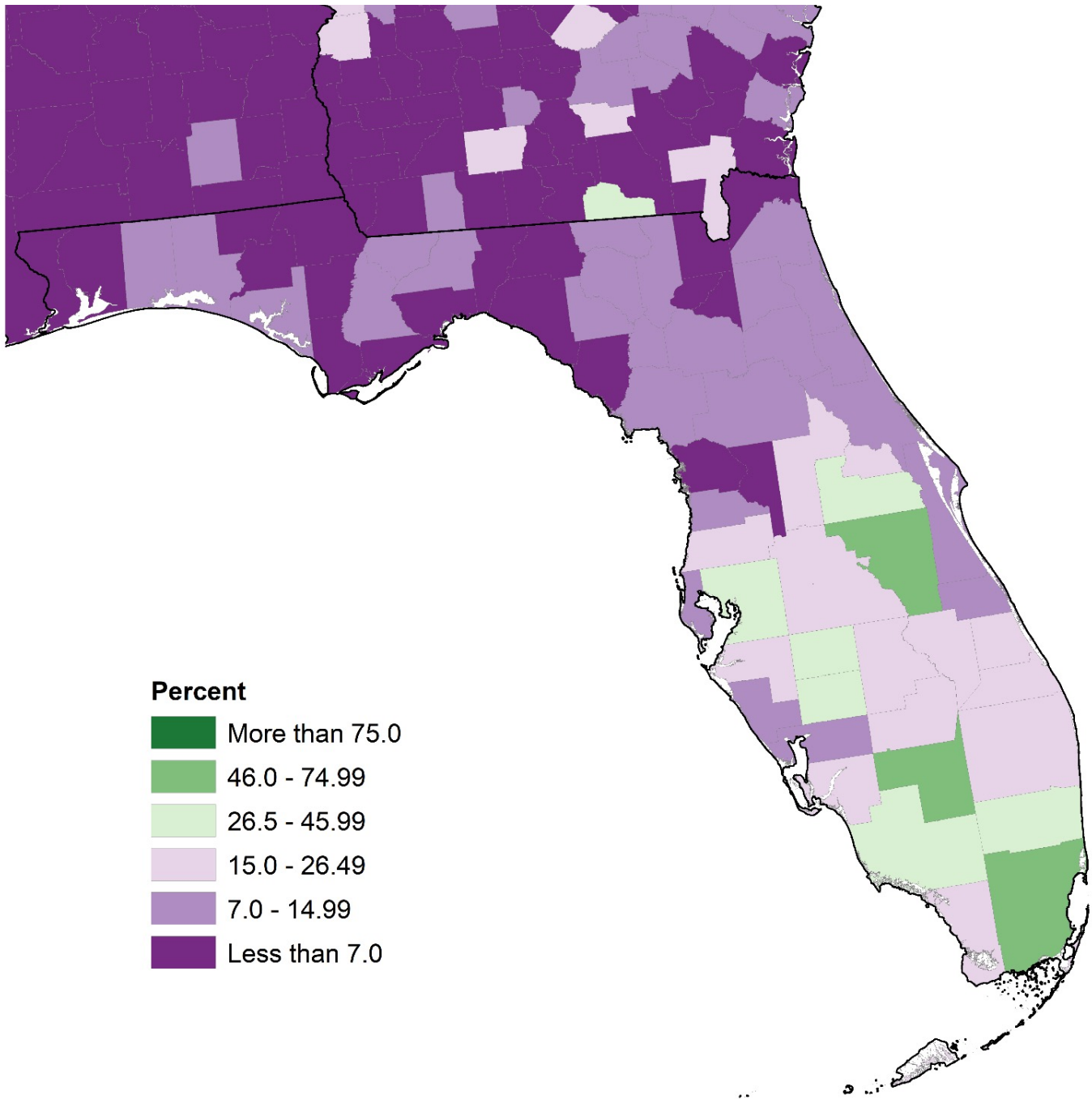


Counties with the largest Latino populations include Miami-Dade, Broward, Palm Beach, counties in Southwest Florida, those in the Florida I-4 corridor, and Duval.

See “Notes” at the end of this Profile for information about methodology and data sources.

Hispanic Population as a Percent of Total Population by County: 2020

FLORIDA: 26.5%



Counties with large shares of Latino population include several in Southeast Florida, Southwest Florida and in the I-4 corridor of Florida.

See “Notes” at the end of this Profile for information about methodology and data sources.

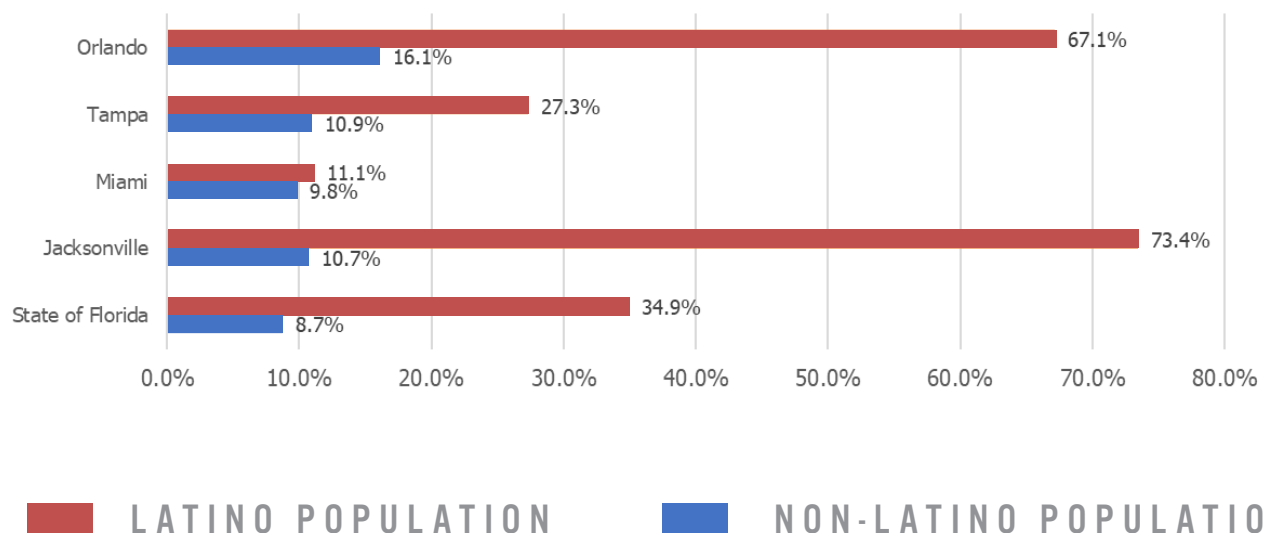
Most of Florida's 10 largest cities also have significant Latino populations. The Latino share of these cities' population ranges from 8.5% in Tallahassee to 94.0% in Hialeah. Additionally, five of Florida's major cities are also home to the state's largest Latino communities, including Miami, Hialeah, Jacksonville, Orlando, and Tampa. The state's 10 largest cities are home to 17.5% of Florida Latino population.

TOP 10 FLORIDA CITIES

CITY	TOTAL POPULATION	LATINO POPULATION	LATINO SHARE OF POPULATION
Jacksonville	949,611	110,081	11.6%
Miami	442,241	310,472	70.2%
Tampa	384,959	98,621	25.6%
Orlando	307,573	101,061	32.9%
St. Petersburg	258,308	23,289	9.0%
Hialeah	223,109	209,784	94.0%
Port St. Lucie	204,851	44,611	21.8%
Tallahassee	196,169	16,663	8.5%
Cape Coral	194,016	46,151	23.8%
Fort Lauderdale	182,760	35,176	19.2%

Between 2010 and 2020, the growth of the Latino population in Florida and in its four largest cities outstripped the growth of the non-Latino population.

POPULATION INCREASE FOR STATE OF FLORIDA AND SELECTED CITIES 2010-2020



See "Notes" at the end of this Profile for information about methodology and data sources.

NOTES

This report uses data from the U.S. Census Bureau's 2010 and 2020 (P.L. 94-171) Redistricting Data Summary Files, P2 and P4 tables.

For all figures and charts, racial population group categories indicate the number of persons who identified only with that racial category – or that category “alone.” Persons who identified with more than one race are presented in the “two or more races” racial population category. Persons who did not identify as White, Black or African American, American Indian or Alaskan Native, Asian or Pacific Islander, or two or more races are presented in the “some other race” racial population category. Persons who identified as Hispanic or Latino are presented in the “Latino” category only, and are not included in any of the racial population group categories.

In some of the charts or graphs in this report, some totals may not add up to 100% because of rounding.

For more information about this **2020 Census Profile** or other **NALEO Educational Fund policy and research activities**, please contact Dorian Caal, Director of Civic Engagement Research at dcaal@naleo.org.



A special thank you to our Sapphire Anniversary Circle Members for their generous support of NALEO Educational Fund.

SAPPHIRE ANNIVERSARY CIRCLE MEMBERS

