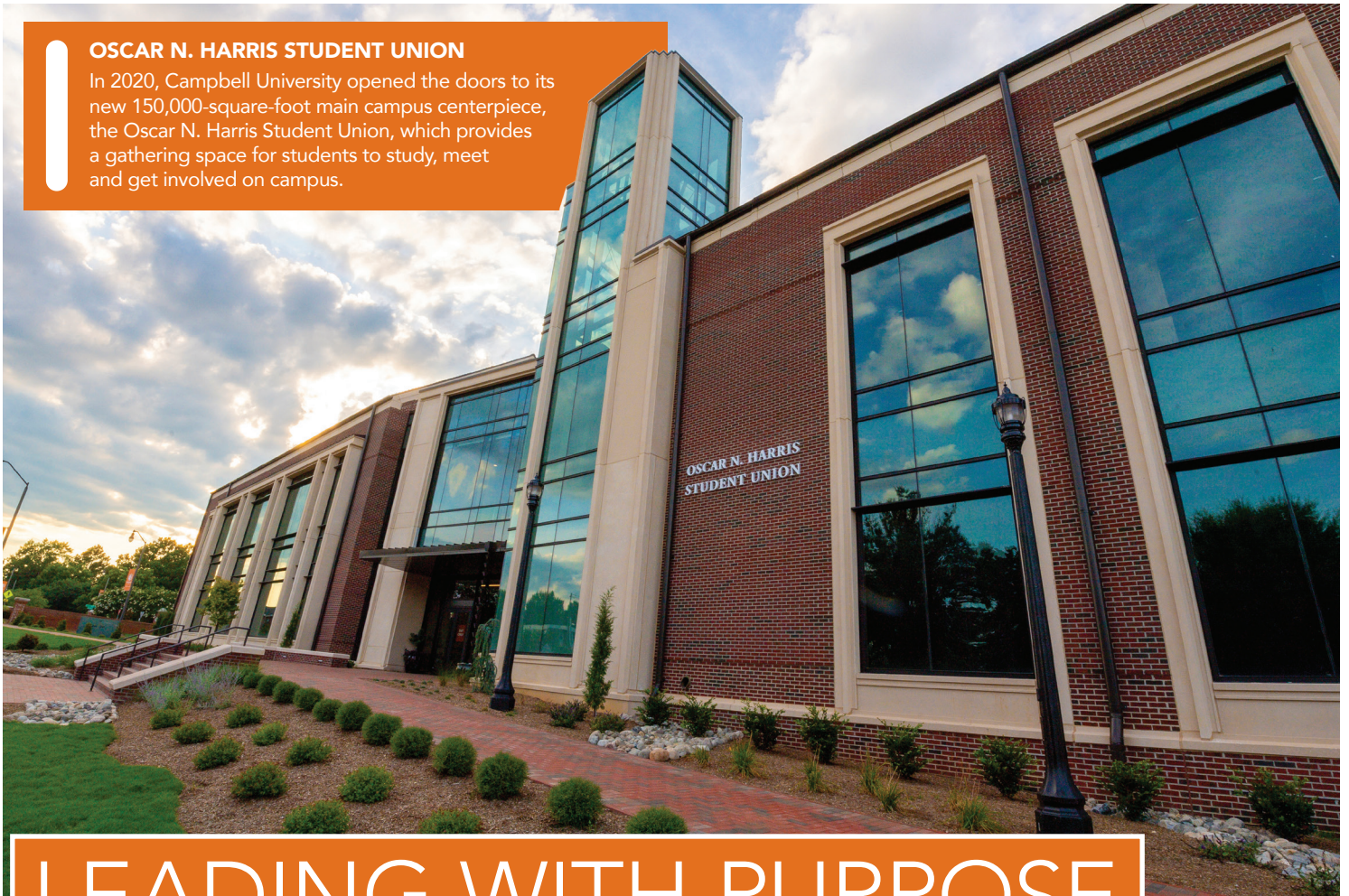




OSCAR N. HARRIS STUDENT UNION

In 2020, Campbell University opened the doors to its new 150,000-square-foot main campus centerpiece, the Oscar N. Harris Student Union, which provides a gathering space for students to study, meet and get involved on campus.



LEADING WITH PURPOSE

Home to 200+ degree programs,

Campbell University is the only private university in the state with professional programs in law, medicine and pharmacy and is one of five to achieve the highest accreditation by the Southern Association of Colleges and Schools Commission on Colleges. New programs and schools launched in the past decade continue to expand our reach, including the School of Osteopathic Medicine in 2013; School of Nursing and School of Engineering in 2016. We have been graduating students who are prepared for purposeful lives and meaningful service for 135 years since our founding.



Leader in health science education

With programs in osteopathic medicine, pharmaceutical sciences, nursing, physician assistant, physical therapy and sports medicine, Campbell University has emerged in the last 20 years as a leader in health sciences education in North Carolina. Our graduates are filling a need for health professionals in some of the most underserved regions of the Southeast.

WWW.CAMPBELL.EDU



Enrolling more North Carolinians than any other private school, Campbell University remains true to J.A. Campbell's vision since he founded the school in 1887. His vision, in his own words: "to educate leaders." Today, Campbell is home to more than 6,500 students, including 4,500 undergraduate and graduate students on its main campus. They're studying across nearly 150 disciplines in the liberal arts, health sciences and professions — and continuing the

TABLE OF CONTENTS

Jim Perry Stadium 4-5
Traditions 6

THE FIGHTING CAMELS

Schedule 8
Roster 9-10
Player Profiles 11-27
Preseason Accolades 28

STAFF AND ADMINISTRATION

Justin Haire 30-31
Tyler Robinson 32
Joey Holcomb 33
Jordan Stampler 34
Wes Hunt 35
Alec Olsen 36
Support Staff 36
Campus Leaders..... 37-39

2022 SEASON REVIEW

Season Review 41-42
Results 43-44
Statistics..... 45-46

HISTORY

2022 Big South Champions
2022 Big South Champions 48-49
2021 Big South Champions 50-51
2019 Big South Champions 52-53
2018 Big South Champions 54-55
2014 Big South Champions 56-57
2013 Big South Champions 58-59
1990 Big South Champions 60-61
1988 Big South Champions 62-63
NCAA Tournament History 64
Conference Tournament History 65
Henry Rochelle's Five Home Run Game 66
Record Setting Sunday 67
Camels in the MLB..... 68-73
All-Time Roster..... 74-77
Awards and Honors 78-84

RECORD BOOK

Single Season Records 86-91
Career Records 92-93
Year-by-Year Stats 94-98
Single Game Records 99
All-Time Series Records..... 100
Year-by-Year Results 101-121
Season-by-Season Team Record 122
Coaching Records..... 123
Media Information 124



@GOCAMELSBSB

CAMPBELL
BASEBALL





JIM PERRY STADIUM

Previously known as Taylor Field, the venue dates back to the 1940s and Campbell's junior college baseball days. Taylor Field was named for Herbert B. Taylor, a supporter of Campbell University's athletics programs. Following the 2012 season, the field was renamed for Jim Perry, who played baseball and basketball for Campbell from 1956 to 1959. Perry pitched in Major League Baseball for 17 seasons, earning the 1970 American League Cy Young Award as a member of the Minnesota Twins.

Jim Perry Stadium saw a complete transformation during the 2017 season. Major renovations included the addition of the Jim and Daphne Perry Pavilion, a brand new turf playing surface and a state-of-the-art video board. Jim and Daphne Perry Pavilion supplies additional seating while providing new offices for the entire baseball staff, a state-of-the-art locker room, new in-ground dugouts and a viewing deck. The pavilion provides a new home for the entire Campbell baseball operation.

The facility's new playing surface was completed prior to the 2017 season, completing a major portion of the renovation process. The new turf field was installed by ProGrass Turf, a leader in the synthetic turf industry. It's the baseball turf system to beat; providing durability, performance, aesthetics and feel - all in one system. Additionally, new padding on the outfield walls, as well as new foul poles were installed during the process.

The Carlie C's IGA video board is the largest in the Big South Conference. Measuring 35'7.6" tall and 42'1.6" wide, the board made its debut on April 4, 2017 as the Camels hosted UNCW.

Jim Perry Stadium also served as the home of the Buies Creek Astros for the 2017 and 2018 seasons. The Astros wrapped up their two-year stay in Buies Creek by winning the 2018 Carolina League championship.

DIMENSIONS

LL - 337, LC - 368, CF - 395, RC - 375, RL - 328

CAPACITY: 1,000

FIRST GAME: Feb. 15, 2013 vs Eastern Michigan (W 8-2)

TRADITIONS



FIGHT SONG

Fight, team on down the field
Fight with your might till victory is ours
Long may your colors wave o'er all others
Sing it to the tune of Hoorah for orange and black,
So Cheer, Cheer for old C.U.
Cheer for the Varsity
For it's Hail, Hail, the gang's all here
As we march on to victory.

ALMA MATER

We hail our gracious Alma Mater
Singing this glad refrain,
We'll honor her with all our might,
and cherish every vein.

Chorus

Come and sing to dear ol' Campbell,
pledge a tribute, too.
We'll praise her for all her merit,
and honor her with truth.
We yield to her our true allegiance,
Raising her banner high,
We'll stand with her thru peace and strife,
her name will never die.

Chorus

WHY THE FIGHTING CAMELS?

Many stories exist as to the origin of the nickname "Fighting Camels" and the adoption of a camel as the mascot of Campbell University athletic teams. To date, there is still uncertainty as to why the unique mascot (only one other school in the United States -- and none in Division I -- has the nickname "Fighting Camels") was chosen.

According to historian J. Winston Pearce, author of "Campbell College, Big Miracle in Little Buies Creek," the nickname's origin perhaps stretches back to the turn of the century when all but one of the school's original buildings were destroyed by fire. In the aftermath, Z.T. Kivett visited the school's founder and president, Dr. James Archibald Campbell, at his residence.

As Dr. Campbell bemoaned the fate of the institution he had worked 13 years to build, Mr. Kivett encouraged him, "Your name's Campbell; then get a hump on you! We've got work to do." Dr. Campbell thought that Mr. Kivett said, "You're a camel, get a hump on you." Hence the nomadic nickname.

Campbell's athletic teams were originally named the "Hornets." Copies of Creek Pebbles, the school newspaper, in the 1920s and 1930s described the teams as "Hornets." Other references to the athletic teams were "The Campbells" or the "Campbellites."

Although an official date is unknown, the changing of the mascot to a camel came in late 1933 or early 1934. There is no explanation why the nickname was changed to Camels, only this one sentence was printed in the Jan. 13, 1934 issue of Creek Pebbles: "Eight new men were recently initiated into Campbell's monogram club, which has changed its name from 'Hornets' to 'Camels.'"

From that point on, all Campbell athletic teams have proudly worn the Camel mascot.





THE FIGHTING CAMELS



CAMPBELL
BASEBALL

2023 SCHEDULE

DATE	DAY	OPPONENT	STADIUM	LOCATION	TIME
Feb. 17	Fri.	Rutgers	Jim Perry Stadium	Buies Creek	5:00 pm
Feb. 18	Sat.	Rutgers	Jim Perry Stadium	Buies Creek	3:00 pm
Feb. 19	Sun.	Rutgers	Jim Perry Stadium	Buies Creek	12:00 pm
Feb. 21	Tues.	East Carolina	Jim Perry Stadium	Buies Creek	5:00 pm
Feb. 24	Fri.	Butler	Jim Perry Stadium	Buies Creek	5:00 pm
Feb. 25	Sat.	Butler	Jim Perry Stadium	Buies Creek	3:00 pm
Feb. 26	Sun.	Butler	Jim Perry Stadium	Buies Creek	1:00 pm
Mar. 3	Fri.	at Louisiana	Russo Park	Lafayette, La.	7:00 pm
Mar. 4	Sat.	at Louisiana	Russo Park	Lafayette, La.	3:00 pm
Mar. 5	Sun.	at Louisiana	Russo Park	Lafayette, La.	2:00 pm
Mar. 7	Tues.	at Tulane	Turchin Stadium	New Orleans, La.	
Mar. 8	Wed.	at Tulane	Turchin Stadium	New Orleans, La.	
Mar. 10	Fri.	at App State	Smith Stadium	Boone, N.C.	3:00 pm
Mar. 11	Sat.	at App State	Smith Stadium	Boone, N.C.	4:00 pm
Mar. 12	Sun.	at App State	Smith Stadium	Boone, N.C.	1:00 pm
Mar. 14	Tues.	at Coastal Carolina	Springs Brooks Stadium	Conway, S.C.	4:00 pm
Mar. 17	Fri.	* WINTHROP	Jim Perry Stadium	Buies Creek	6:00 pm
Mar. 18	Sat.	* WINTHROP	Jim Perry Stadium	Buies Creek	3:00 pm
Mar. 19	Sun.	* WINTHROP	Jim Perry Stadium	Buies Creek	2:00 pm
Mar. 22	Wed.	East Carolina	Segra Stadium	Fayetteville, N.C.	6:00 pm
Mar. 24	Fri.	at Radford	Sherman Carter Stadium	Radford, Va.	
Mar. 25	Sat.	at Radford	Sherman Carter Stadium	Radford, Va.	
Mar. 26	Sun.	at Radford	Sherman Carter Stadium	Radford, Va.	
Mar. 28	Tues.	at William & Mary	Plumeri Park	Williamsburg, Va.	6:00 pm
Mar. 31	Fri.	* CHARLESTON SO.	Jim Perry Stadium	Buies Creek	6:00 pm
Apr. 1	Sat.	* CHARLESTON SO.	Jim Perry Stadium	Buies Creek	3:00 pm
Apr. 2	Sun.	* CHARLESTON SO.	Jim Perry Stadium	Buies Creek	2:00 pm
Apr. 4	Tues.	at Duke	Coombs Field	Durham, N.C.	6:00 pm
Apr. 6	Thur.	at Presbyterian	PC Baseball Complex	Clinton, S.C.	6:00 pm
Apr. 7	Fri.	at Presbyterian	PC Baseball Complex	Clinton, S.C.	6:00 pm
Apr. 8	Sat.	at Presbyterian	PC Baseball Complex	Clinton, S.C.	2:00 pm
Apr. 10	Mon.	Coastal Carolina	Jim Perry Stadium	Buies Creek	6:00 pm
Apr. 11	Tues.	Coastal Carolina	Jim Perry Stadium	Buies Creek	4:00 pm
Apr. 14	Fri.	* at Longwood	Buddy Bolding Stadium	Farmville, Va.	2:00 pm
Apr. 15	Sat.	* at Longwood	Buddy Bolding Stadium	Farmville, Va.	2:00 pm
Apr. 16	Sun.	* at Longwood	Buddy Bolding Stadium	Farmville, Va.	1:00 pm
Apr. 18	Tues.	at UNCW	Brooks Field	Wilmington, N.C.	6:00 pm
Apr. 21	Fri.	* High Point	Jim Perry Stadium	Buies Creek	6:00 pm
Apr. 22	Sat.	* High Point	Jim Perry Stadium	Buies Creek	3:00 pm
Apr. 23	Sun.	* High Point	Jim Perry Stadium	Buies Creek	2:00 pm
Apr. 25	Tues.	Duke	Jim Perry Stadium	Buies Creek	6:00 pm
Apr. 26	Wed.	at Elon	Latham Park	Elon, N.C.	6:00 pm
May 2	Tues.	at North Carolina	Boshamer Stadium	Chapel Hill, N.C.	6:00 pm
May 3	Wed.	Elon	Jim Perry Stadium	Buies Creek	6:00 pm
May 5	Fri.	* at UNC Asheville	Greenwood Field	Asheville, N.C.	5:00 pm
May 6	Sat.	* at UNC Asheville	Greenwood Field	Asheville, N.C.	
May 7	Sun.	* at UNC Asheville	Greenwood Field	Asheville, N.C.	1:00 pm
May 9	Tues.	UNCW	Jim Perry Stadium	Buies Creek	6:00 pm
May 12	Fri.	* Gardner-Webb	Jim Perry Stadium	Buies Creek	6:00 pm
May 13	Sat.	* Gardner-Webb	Jim Perry Stadium	Buies Creek	6:00 pm
May 14	Sun.	* Gardner-Webb	Jim Perry Stadium	Buies Creek	2:00 pm
May 16	Tues.	at East Carolina	Clark-LeClair Stadium	Greenville, N.C.	6:00 pm
May 19	Thurs.	* at USC Upstate	Harley Park	Spartanburg, S.C.	5:00 pm
May 20	Fri.	* at USC Upstate	Harley Park	Spartanburg, S.C.	5:00 pm
May 21	Sat.	* at USC Upstate	Harley Park	Spartanburg, S.C.	1:00 pm
May 25-27	Wed.-Sat.	Big South Championship	Truist Point	High Point, N.C.	TBD

* Big South Conference Game

2023 ROSTER

1	Dalen Thompson	INF	R/R	So.	6-0	190	Dunn, N.C. / Triton
2	Trenton Harris	INF	R/R	Jr.	6-0	185	Broomfield, Colo. / Broomfield (Iowa Western CC)
4	Chandler Riley	INF	L/R	Jr.	6-0	190	Concord, N.C. / Cox Mill (Charlotte)
5	Cade Boxrucker	RHP	R/R	Jr.	6-2	185	West Chester, Ohio/Badin
6	Drake Pierson	INF/OF	R/R	R-Sr.	6-0	205	Magnolia, Texas/Sand Diego City CC
7	Hunter Loyd	RHP	R/R	Sr.	6-2	205	Knoxville, Tenn. / Christian Academy of Knoxville (ETSU)
8	Cade Anderson	RHP	R/R	R-Jr.	6-0	200	Jacksonville, N.C. / Jacksonville (Pitt CC)
9	Andrew Schuldt	C	R/R	R-Fr.	5-9	185	Cornelius, N.C. / Hough
10	Payton Howard	OF	S/R	Jr.	6-0	185	Sikeston, Mo. / Sikeston (Jefferson College)
11	Bryce Arnold	INF	R/R	Jr.	5-10	175	Grimsby, Ontario / Blessed Trinity
12	Brendan Wright	RHP	R/R	R-Jr.	6-0	210	Holly Springs, N.C. / Holly Springs
13	Ty Cummings	RHP	R/R	Jr.	6-2	205	Clayton, N.C. / Corinth Holders
14	Tyler Halstead	OF	L/L	R-Sr.	6-0	205	Riley, Kan. / Cowley CC
15	Lawson Harrill	OF	R/R	R-Jr.	6-0	190	Shelby, N.C. / Crest
16	Drew Winters	OF	R/R	R-Jr.	6-0	210	Jacksonville, Ill. / Routt Catholic (John A. Logan CC)
17	Cade Kuehler	RHP	R/R	Jr.	6-0	215	Waxhaw, N.C. / Cuthebertson
18	Cameron O'Brien	RHP	R/R	R-Jr.	6-4	220	Wake Forest, N.C. / Heritage
19	Chance Daquila	RHP	R/R	R-Jr.	6-3	220	Mount Pleasant, N.C. / Mount Pleasant (Catawba)
20	Max Weller	OF	R/R	Jr.	6-0	195	Valparaiso, Ind. / Chesterton (Arizona Western CC)
21	Logan Jordan	C	R/R	R-Jr.	6-3	230	Lake Elmo, Minn. / Stillwater Area (Iowa Western CC)
22	Daniel Brown	LHP	L/L	Jr.	6-4	200	Raleigh, N.C. / Broughton
23	Grant Knipp	C	R/R	R-So.	6-2	220	Louisville, Ky. / Louisville Male (Alabama)
24	Jarrold Belbin	INF/OF	L/R	R-Sr.	6-2	220	South Morang, Australia / Arizona Western CC
25	Chandler Williford	RHP	R/R	R-Jr.	6-0	195	Jacksonville, N.C. / Jacksonville (Pitt CC)
26	Trent Adams	LHP	R/L	R-So.	6-6	225	Gilbert, Ariz. / Campo Verde (South Mountain CC)
27	George Ferguson	LHP	L/L	R-Sr.	6-2	195	Livonia, Mich. / Livonia (Lansing CC)
28	Jeremy Wiegman	RHP	R/R	Jr.	6-4	220	Hopkinsville, Ky. / Hopkinsville (Wabash Valley College)
29	Wiley Hartley	RHP	R/R	R-So.	6-3	200	Atlanta, Ga. / North Atlanta
30	Jackson Thompson	C	R/R	R-So.	6-2	210	Camp Hill, Pa. / Camp Hill (Virginia Tech)
31	Anthony Mitta	INF	L/R	R-Fr.	5-10	175	Raleigh, N.C. / Leesville Road
32	Jake Murray	LHP	L/L	R-Jr.	6-1	195	Wendell, N.C. / Wake Tech
33	Peyton Brown	RHP	R/R	R-So.	6-10	255	Clemmons, N.C. / West Forsyth
34	Ernie Day	RHP	L/R	Jr.	6-4	230	Chicago, Ill. / Taft (Iowa Western CC)
35	David Rossow	RHP	R/R	So.	6-3	210	Boca Raton, Fla. / Cardinal Gibbons (Miami)
36	Aaron Rund	RHP	R/R	R-Sr.	6-5	225	Vacaville, Calif. / Sacramento City College
37	Garret Kangas	RHP	R/R	So.	6-0	200	Martinsville, Va. / Carlisle
38	Jonah Oster	C	R/R	R-Fr.	6-2	205	Apex, N.C. / Middle Creek
39	Jackson Roberts	RHP	R/R	Fr.	6-1	210	Greensboro, N.C. / Northern Guilford
40	Griffin Parrill	RHP	R/R	Gr.	6-2	250	Perrysburg, Ohio / Perrysburg (Bowling Green)

COACHES AND STAFF

Head Coach: Justin Haire (Henderson State '07, 9th year as head coach / 15th year at CU)

Assistant Coach: Tyler Robinson (Elon '13, 9th year)

Assistant Coach / Recruiting Coordinator: Joey Holcomb (Huntingdon College '06, 2nd year)

Volunteer Assistant Coach: Jeff Calhoon (Niagra University '13, 1st year)

Director of Player Development and Operations: Jordan Stampler (USC Upstate '13, 3rd year)

Director of Offensive Development: Alec Olsen (Post University '20, 2nd year)

Director of Pitching Development: Eric Miles (Presbyterian College '22, 1st year)

Pronunciation Guide

#1 Dalen Thompson - **DAY-lin** | #15 Lawson Harrill - **HAIR-uh-l** | #17 Cade Kuehler - **KEY-luhr** | #19 Chance Daquila - **Duh-QUILL-uh** |

#24 Jarrod Belbin - **Jared** | #35 David Rossow - **RAW-sow** | #37 Garret Kangas - **CANE-gus** | #38 Jonah Oster - **Awe-ster** |

Anthony Mitta - **MEET-uh** | Drew Siegner - **SEEG-nuhr** |

ROSTER BREAKDOWN

BY STATE

Arizona (1)
Trent Adams Gilbert
California (2)
Aaron Rund Vacaville
Jeremy Weigman Huntington
Colorado (1)
Trenton Harris Broomfield
Florida (1)
David Rossow Boca Raton
Georgia (1)
Wiley Hartley Atlanta
Illinois (2)
Ernie Day Chicago
Drew Winters Jacksonville
Indiana (1)
Max Weller Valparaiso
Kansas (1)
Tyler Halstead Riley
Kentucky (1)
Grant Knipp Louisville
Michigan (1)
George Ferguson Livonia
Minnesota (1)
Logan Jordan Lake Elmo
Missouri (1)
Payton Howard Sikeston
North Carolina (18)
Cade Anderson Jacksonville
Daniel Brown Raleigh
Peyton Brown Clemmons
Ty Cummings Clayton
Chance Daquila Mt. Pleasant
Josh Foulks Oak Ridge
Lawson Harrill Shelby
Dylan Koontz Huntersville
Cade Kuehler Waxhaw
Anthony Mitta Raleigh
Jake Murray Wendell
Cameron O'Brien Wake Forest
Jonah Oster Apex
Chandler Riley Concord
Jackson Roberts Greensboro
Andrew Schuldt Cornelius
Dalen Thompson Dunn
Chandler Williford Newton Grove
Brendan Wright Holly Springs
Ohio (2)
Cade Boxrucker West Chester
Griffin Parrill Perrysburg
Pennsylvania (1)
Jackson Rutecki West Chester
Jackson Thompson Camp Hill
Tennessee (1)
Hunter Loyd Knoxville
Texas (1)
Drake Pierson Magnolia
Virginia (2)
Jordan Irizarry Virginia Beach
Garret Kangas Martinsville
Canada (1)
Bryce Arnold Grimsby, Ontario
Australia (1)
Jarrold Belbin South Morang, Victoria

BY CLASS


Redshirt Seniors/Graduate (6)
Jarrold Belbin INF/OF
George Ferguson LHP
Tyler Halstead OF
Griffin Parrill RHP
Drake Pierson OF/INF
Aaron Rund RHP
Redshirt Juniors (10)
Trent Adams LHP
Cade Anderson RHP
Chance Daquila RHP
Lawson Harrill OF
Logan Jordan C/OF
Jake Murray LHP
Cameron O'Brien RHP
Chandler Williford RHP
Drew Winters OF
Brendan Wright RHP
Seniors (1)
Hunter Loyd RHP
Juniors (11)
Bryce Arnold INF
Cade Boxrucker RHP
Daniel Brown LHP
Ty Cummings RHP
Ernie Day RHP
Trenton Harris INF
Payton Howard OF
Cade Kuehler RHP
Chandler Riley INF
Jeremy Weigman RHP
Max Weller OF
Redshirt Sophomores (4)
Peyton Brown RHP
Wiley Hartley RHP
Grant Knipp C
Jackson Thompson C
Sophomores (7)
Garret Kangas RHP
Dylan Koontz 1B
Anthony Mitta INF
Jonah Oster C
David Rossow RHP
Andrew Schuldt C
Dalen Thompson INF
Freshmen (4)
Josh Foulks OF
Jackson Roberts RHP
Jackson Rutecki C
Drew Siegner RHP

BY YEAR AT CU

Fifth Year (1)
Brendan Wright R-So.. RHP
Fourth Year (3)
Lawson Harrill R-So.RHP/OF
Cameron O'Brien R-So.. RHP
Chandler Williford R-So.. RHP
Third Year (11)
Bryce Arnold So. INF
Cade Boxrucker So. RHP
Daniel Brown So. LHP/OF
Peyton Brown So. RHP
Ty Cummings So. INF/RHP
Tyler Halstead R-Jr. OF
Wiley Hartley R-Fr. RHP
Cade Kuehler So. RHP
Jake Murray R-So. LHP
Drake Pierson R-Jr. OF
Aaron Rund R-Jr. RHP
Second Year (14)
Trent Adams R-So. LHP
Cade Anderson R-So.. RHP
Jarrold Belbin R-Jr. INF/OF
George Ferguson R-Jr. LHP
Logan Jordan R-So. C
Garret Kangas Fr. RHP
Grant Knipp R-Fr. C
Dylan Koontz Fr. 1B
Anthony Mitta Fr. INF
Jonah Oster Fr. C
Andrew Schuldt Fr. C
Dalen Thompson Fr. INF
Jackson Thompson R-Fr. C
Drew Winters R-So. OF
First Year (14)
Chance Daquila R-Fr. RHP
Ernie Day Jr. RHP
Josh Foulks Fr. OF
Trenton Harris Jr. INF
Payton Howard Jr. OF
Hunter Loyd Sr. RHP
Griffin Parrill Gr. RHP
Chandler Riley Jr. INF
Jackson Roberts Fr. RHP
David Rossow So. RHP
Jackson Rutecki Fr. C
Drew Siegner Fr. RHP
Max Weller Jr. OF
Jeremy Weigman Jr. RHP

BY POSITION

Infielders (8)
Bryce Arnold Jr.
Tyler Halstead R-Sr.
Trenton Harris Jr.
Dylan Koontz So.
Anthony Mitta R-Fr.
Drake Pierson R-Sr.
Chandler Riley Jr.
Dalen Thompson So.
Outfielders (7)
Josh Foulks Fr.
Tyler Halstead R-Sr.
Lawson Harrill R-Jr.
Payton Howard Jr.
Logan Jordan R-Jr.
Max Weller Jr.
Drew Winters R-Jr.
Catchers (6)
Logan Jordan R-Jr.
Grant Knipp R-So.
Jonah Oster R-Fr.
Jackson Rutecki Fr.
Andrew Schuldt R-Fr.
Jackson Thompson R-So.
Right-Handed Pitchers (19)
Cade Anderson R-Jr.
Cade Boxrucker Jr.
Peyton Brown R-So.
Ty Cummings Jr.
Chance Daquila R-Fr.
Ernie Day Jr.
Wiley Hartley So.
Garret Kangas So.
Cade Kuehler Jr.
Hunter Loyd Sr.
Griffin Parrill Gr.
Cameron O'Brien R-Jr.
Jackson Roberts Fr.
David Rossow So.
Aaron Rund R-Sr.
Drew Siegner Fr.
Jeremy Weigman Fr.
Chandler Williford R-Jr.
Brendan Wright R-Sr.
Left-Handed Pitchers (4)
Trent Adams R-Jr.
Daniel Brown Jr.
George Ferguson R-Sr.
Jake Murray R-Jr.



Cam O'Brien celebrates the final out of the 2022 Big South Championship

PLAYER PROFILES



DALEN THOMPSON

SOPHOMORE | INF | 6-0 170
DUNN, NC | TRITON

1

2022: Appeared in 26 games, making 10 starts... Slashed .217/.327/.283 in 46 at-bats... Worked a walk and scored a run on opening day against App State... Tallied his first-career hit against ECU on 2/22... Collected his first extra base hit with a double against Maryland on 2/25 and doubled twice during the series... Had two hits against Maryland on 2/26, and again in the Big South Championship against Charleston Southern on 5/28... Drove in a run in the Big South semifinal against USC Upstate on 5/27...

CAREER HIGHS

H	2, twice
2B	1, multiple times
3B	
HR	
R	1, multiple times
RBI	1, twice
SB	1, twice

CAREER HITTING STATS

SEASON	AVG	AB	R	H	2B	3B	HR	RBI	SLG	BB	HBP	SO	GDP	OBP	SF	SB	PO	A	E	FLD
2022	.217	46	5	10	3	0	0	2	.283	7	1	17	1	.327	1	0	30	10	2	.952



CADE BOXRUCKER

JUNIOR | RHP | 6-2, 180
WEST CHESTER, OHIO | BADIN

5

2022: Made 11 appearances and six starts... Went 4-0 with a 7.15 ERA... Struck out 36 batters in 34.0 IP on the year... Did not appear until 3/27 due to preseason injury... Made his season debut with a scoreless relief inning and 2 strikeouts against Presbyterian on 3/27... Assumed the role of Saturday starter for most of the conference season... Pitched 5.0 innings with one run and 7 strikeouts in his first start at NC A&T on 4/16... Tossed an immaculate inning at Duke on 4/12... Set a career-high with nine strikeouts across just 5.0 innings of work against Longwood on 4/23... Started the Big South Championship game against Charleston Southern on 5/28, tossed four innings and allowed two runs... Worked 2.2 innings allowing two runs in the final game of the season against Georgia Tech on 6/5...

CAREER HIGHS

IP	5.2, at Winthrop (5/7/22)
Ks	9, vs Longwood (4/23/22)
Hits	
	(Hits on min. 5.0 IP)

CAREER PITCHING STATS

SEASON	ERA	W-L	APP	GS	CG	SHO	SV	IP	H	R	ER	BB	SO	2B	3B	HR	BAVG	WP	HBP	BK	SFA	SBA
2021	10.38	0-2	13	14	0	0	0	17.1	26	23	20	21	18	5	0	5	.347	5	4	0	0	0
2022	7.15	4-0	20	6	0	0	0	34.0	40	29	27	22	36	6	1	5	.299	3	11	0	1	2

PLAYER PROFILES



DRAKE PIERSON

6

RS-SENIOR | OF | 6-0, 195
MAGNOLIA, TEXAS | SAN DIEGO CITY CC

2022: Made a team-high 59 starts on the year... Slashed .333/.449/.703... Led the Big South with 19 home runs, 63 RBI, four triples and was second in the league in runs scored (63), slugging, OPS, and HBP (21)... Batted .438 in conference play... Had a team-high 16 multi RBI games, driving in 3+ eight times... Had three multi-home run games, doing so against NC A&T, Winthrop and High Point... Posted an 18-game hit streak from 4/1-5/6... Swiped 18 bags... Notched a season-high four hits in a 4-6, 4 RBI game at NC A&T on 4/15... Drove in a season-high six runs against Winthrop on 5/8... Hit a walk-off two-run home run to beat Air Force 3-2 on Feb. 28... Named first-team all-Big South... Big South Player of the Week on 4/18 after collecting eight hits and nine RBI on the weekend at NC A&T...

CAREER HIGHS

H	4, at NC A&T (4/15/22)
2B	2, at Ohio State (5/11/22)
3B	1, multiple times
HR	2, multiple times
R	3, multiple times
RBI	6, at Winthrop (5/8/22)
SB	2, multiple times

CAREER HITTING STATS

SEASON	AVG	AB	R	H	2B	3B	HR	RBI	SLG	BB	HBP	SO	GDP	OBP	SF	SB	PO	A	E	FLD
2021	.167	6	0	1	0	0	0	0	.167	0	0	2	0	.167	0	0	1	0	1	.500
2022	.333	219	63	73	16	4	19	63	.703	26	21	53	3	.449	1	0	389	19	3	.993



CADE ANDERSON

8

RS-JUNIOR | RHP | 6-0 200
JACKSONVILLE, NC | JACKSONVILLE HS | PITT CC

2022: Named to the Big South Presidential Honor Roll... Appeared 11 times out of the bullpen, posting a 3.12 ERA... Only allowed a hit in three of his 11 appearances, and allowed runs in two of those... Struck out 11 across 8.2 total innings of work... Made his Campbell debut on 2/20 against App State, tossing a season-long 1.2 perfect innings with three strikeouts... Worked a scoreless inning against Pitt on 3/6 with a strikeout... Tossed a perfect frame against Presbyterian on 3/27 with a K... Struck out the only two batters he faced against Winthrop on 5/8...

CAREER HIGHS

IP	1.2, vs App State (2/20/22)
Ks	3, vs App State (2/20/22)
Hits	0, vs App State (2/20/22)

CAREER PITCHING STATS

SEASON	ERA	W-L	APP	GS	CG	SHO	SV	IP	H	R	ER	BB	SO	2B	3B	HR	BAVG	WP	HBP	BK	SFA	SBA
2022	3.12	0-0	11	0	0	0	0	8.2	4	4	3	7	11	1	1	0	.148	2	4	0	1	1

PLAYER PROFILES



ANDREW SCHULD

RS-FRESHMAN | C | 5-9, 180
CORNELIUS, NC | HOUGH

9

2022: Did not appear in any games...



BRYCE ARNOLD

JUNIOR | INF | 5-10, 155
GRIMSBY, ONTARIO | BLESSED TRINITY

11

2022: Appeared in 25 games, making 23 starts... Slashed .244/.366/.500 in 78 at bats, with five home runs and 12 RBI... Was an everyday starter until sustaining an ankle injury on 3/29 sidelining him for most of the second half... Hit a walk-off home run to lead off the ninth against UNCW on 3/8... Went 3-3 with 3 HR at UNC Greensboro on 3/15... Drove in a season-high four runs and hit

a home run against Presbyterian on 3/27... Returned from injury during the Big South tournament, and went 3-4 with a double in his first game back against CSU on 5/28... Started the final game of the year against Georgia Tech at the Knoxville Regional...

CAREER HIGHS

H	3, multiple times
2B	2, vs UNC Asheville (5/1/21)
3B	1, twice
HR	3, at UNCG (3/15/22)
R	5, vs Presbyterian (3/27/22)
RBI	8, at Winthrop (4/6/21)
SB	2, vs Charleston So. (4/10/21)

CAREER HITTING STATS

SEASON	AVG	AB	R	H	2B	3B	HR	RBI	SLG	BB	HBP	SO	GDP	OBP	SF	SH	PO	A	E	FLD
2021	.324	182	56	59	12	2	6	39	.511	27	15	36	2	.447	2	0	20	35	2	.965
2022	.244	78	19	19	3	1	5	12	.500	10	5	27	1	.366	0	1	25	37	6	.912

PLAYER PROFILES



BRENDAN WRIGHT

RS- JUNIOR | RHP | 6-0, 205
HOLLY SPRINGS, NC | HOLLY SPRINGS

12

2022: Made 12 appearances out of the bullpen for the Camels... Posted a 2-0 record with a 4.00 ERA... Pitched just 9.0 innings on the year, allowing four earned runs and striking out nine... Nine of his 12 appearances were scoreless... Surrendered just one extra base hit... Struck out the side in a scoreless inning at Winthrop on 5/8... Earned a win after stranding the bases loaded in the ninth against Air Force to set up a Campbell walk-off in the home half... Earned his second win against WVU on 3/20 for one inning of middle relief...

CAREER HIGHS

IP 4.1, Purdue (2/21/20)
Ks 5, Char. So. (4/9/21)
Hits 0, multiple times

CAREER PITCHING STATS

SEASON	ERA	W-L	APP	GS	CG	SHO	SV	IP	H	R	ER	BB	SO	2B	3B	HR	BAVG	WP	HBP	BK	SFA	SBA
2020	3.18	0-0	4	0	0	0	0	11.1	9	4	4	3	9	1	0	1	.214	0	2	0	0	0
2021	5.68	2-1	11	0	0	0	0	12.2	6	10	8	15	18	0	0	1	.133	8	2	0	0	0
2022	4.00	2-0	12	0	0	0	0	9.0	8	6	4	7	9	1	0	0	.242	6	3	0	0	0



TY CUMMINGS

JUNIOR | RHP | 6-2, 175
CLAYTON, NC | CORINTH HOLDERS

13

2022: Named to the Big South Presidential Honor Roll... Led the Campbell bullpen with 30 relief appearances, the fourth-most in program history, and most since 2014... Posted a 4-1 record with a team-high six saves and a 4.86 ERA... Four of six saves were earned by working 3.0 innings or more to finish the game... Pitched 53.2 innings, striking out 44 and allowing 28 walks... Inherited 38 runners on the year, only allowing seven to score... Six times inherited bases loaded and never allowed more than one run to score... Made three appearances at the Big South tournament, with the third being a career-long 5.0 innings and 84 pitches to earn the win over CSU on 5/28... Pitched 3.2 scoreless to earn a win over No. 8 NC State on 3/2... Closed out a win at Gardner-Webb throwing the final three innings scoreless and hitless to earn the save on 4/1...

CAREER HIGHS

IP 5.0, vs Charleston So. (5/28/22)
Ks 4, multiple times
Hits 5, vs Charleston So. (5/28/22)
(Min. 5.0 IP)

CAREER PITCHING STATS

SEASON	ERA	W-L	APP	GS	CG	SHO	SV	IP	H	R	ER	BB	SO	2B	3B	HR	BAVG	WP	HBP	BK	SFA	SBA
2021	3.88	2-2	21	0	0	0	1	46.1	47	23	20	15	39	6	2	2	.266	11	5	1	2	3
2022	4.86	4-1	30	0	0	0	6	53.2	49	39	29	28	44	11	0	5	.238	10	8	1	3	3

PLAYER PROFILES



TYLER HALSTEAD

14

RS-SENIOR | OF | 6-0, 200
RILEY, KAN. | RILEY COUNTY | COWLEY CC

2022: Named to the Big South Presidential Honor Roll... Appeared in 43 games making 37 starts... Slashed .373/.488/.567 in 134 at-bats... Batted .524 in 18 conference games... Used often as a defensive replacement/pinch runner early in the season before solidifying his place in the lineup around the start of conference play... Recorded a team-high three four-hit games, coming against USC Upstate, NC A&T, and Radford... Went 4-4 with two HR, 3 R, 3 RBI against USC Upstate on 4/8... Went 4-6 with four runs scored at NC A&T on 4/16... Swiped a team-high 26 bags on just 28 attempts... Stole a season-high four bases at High Point on 5/14... Stole three bases in back-to-back games against Radford to conclude the regular season on 5/19-20... Named Big South Player of the Week on April 11 after five hits and seven runs scored in the series against USC Upstate... Had two hits in all three games of the Knoxville Regional to earn all-tournament honors... Named first-team all-Big South...

CAREER HIGHS

H	4, vs Radford (5/20/22)
2B	2, vs Radford (5/20/22)
3B	1, multiple times
HR	2, vs USC Upstate (4/8/22)
R	4, at NC A&T (4/16/22)
RBI	3, at High Point (5/13/22)
SB	4, at High Point (5/14/22)

CAREER HITTING STATS

SEASON	AVG	AB	R	H	2B	3B	HR	RBI	SLG	BB	HBP	SO	GDP	OBP	SF	SB	PO	A	E	FLD
2021	.176	17	2	3	0	0	0	1	.176	0	2	6	0	.263	0	0	7	1	0	1.000
2022	.373	134	43	50	12	1	4	32	.567	21	10	21	0	.488	1	4	68	0	0	1.000



LAWSON HARRILL

15

RS-JUNIOR | OF | 6-0, 180
SHELBY, NC | CREST

2022: Named to the Big South Presidential Honor Roll... Appeared in 57 games, making 52 starts primarily in right field... Slashed .259/.370/.410 in 205 at-bats... Went deep five times and collected 12 doubles and two triples... Was 12-13 on stolen base attempts for the year... Went 3-4 with two HR, three runs, and three RBI against Gardner-Webb on 4/3... Drove in a career-high five runs at UNCW on 4/26, courtesy of a two-run single in the eighth and a three-run home run in the ninth... Had a walk-off single to beat Gardner-Webb and keep the season alive at the Big South Tournament on 5/27...

CAREER HIGHS

H	4, at Winthrop (4/6/21)
2B	1, multiple times
3B	1, multiple times
HR	2, at Gardner-Webb (4/3/22)
R	3, multiple times
RBI	5, at UNCW (4/26/22)
SB	2, multiple times
IP	1.0, at Furman (3/6/20)
K	1, at Furman (3/6/20)

CAREER PITCHING STATS

SEASON	ERA	W-L	APP	GS	CG	SHO	SV	IP	H	R	ER	BB	SO	2B	3B	HR	BAVG	WP	HBP	BK	SFA	SBA
2020	0.00	0-0	2	0	0	0	1	1.0	0	0	0	2	1	0	0	0	.000	0	1	0	0	0

CAREER HITTING STATS

SEASON	AVG	AB	R	H	2B	3B	HR	RBI	SLG	BB	HBP	SO	GDP	OBP	SF	SH	PO	A	E	FLD
2020	.100	10	0	0	0	1	0	0	.300	3	1	2	0	.257	0	1	4	1	1	.833
2021	.274	95	18	26	7	1	1	18	.400	13	2	16	2	.360	4	0	40	1	1	.976
2022	.259	205	48	53	12	2	5	25	.410	28	9	54	4	.370	1	2	95	3	3	.970

PLAYER PROFILES



DREW WINTERS

16

RS-JUNIOR | OF | 6-0, 190
JACKSONVILLE, ILL. | ROUTT CATHOLIC |
JOHN A. LOGAN CC

2022: Named to the Big South Presidential Honor Roll... Appeared in 21 games making six starts... Slashed .256/.412/.410 in 39 at-bats... Of his first three hits, two were big home runs in the eighth inning or later... Down by one, hit a go-ahead three-run shot in the ninth at Gardner-Webb on 4/2... Up by three, Winters broke the game open with an eighth-inning grand slam against USC Upstate on 4/10... Went 3-4 and reached five times at NC A&T on 4/16 capping a five-game hit streak...

CAREER HIGHS

H	3, at NC A&T (4/16/22)
2B	
3B	
HR	1, twice
R	2, at NC A&T (4/15/22)
RBI	4, vs USC Upstate (4/10/22)
SB	1, three times

CAREER HITTING STATS

SEASON	AVG	AB	R	H	2B	3B	HR	RBI	SLG	BB	HBP	SO	GDP	OBP	SF	SB	PO	A	E	FLD
2022	.256	39	11	10	0	0	2	11	.410	10	1	7	0	.412	1	0	13	0	0	1.000



CADE KUEHLER

17

JUNIOR | RHP | 6-0, 205
WAXHAW, NC | CUTHBERTSON

2022: Named to the Big South Presidential Honor Roll... Made 16 appearances and 15 starts with a 4-6 record and 4.07 ERA... Struck out a program-record 111 batters... 14th in the nation in hits allowed per nine at 6.11... Big South's lowest opposing batting average at .184... Allowed more than three earned runs just twice all season... Posted a stellar line of 7.0, 1 H, 1 R, 1 BB, 10 K in his first start of the season against App State on 2/19... Struck-out a season-high 12 across 6.2 scoreless innings and allowing only one hit in a no-decision against Army on 3/5... Stuck out 10 and walked only two in each of his last four starts against Ohio State, ECU, Gardner-Webb and Tennessee... Only relief appearance was a big one, escaping a bases-loaded jam with a 1-2-3 double play to preserve a 3-2 lead over CSU in the Big South championship game... Pitched 7.0 innings on a season-high 114 pitches against No. 1 Tennessee, allowing seven runs and striking out 10... Named second-team all-Big South... Named Big South All-tournament team after a brilliant start against Gardner-Webb and his relief appearance against CSU... Pitched for the USA Collegiate National Team...

CAREER HIGHS

IP	7.0, multiple times
Ks	12, vs Army (3/5/22)
Hits	1, twice (Hits on min. 5.0 IP)

CAREER PITCHING STATS

SEASON	ERA	W-L	APP	GS	CG	SHO	SV	IP	H	R	ER	BB	SO	2B	3B	HR	BAVG	WP	HBP	BK	SFA	SBA
2021	3.89	5-2	18	0	0	0	1	44.0	51	23	19	22	41	10	3	5	.280	9	1	0	0	1
2022	4.07	4-6	16	15	0	0	0	84.0	57	42	38	38	111	14	1	7	.184	18	5	1	0	3

PLAYER PROFILES



CAMERON O'BRIEN

18

RS-JUNIOR | RHP | 6-5, 225
WAKE FOREST, NC | HERITAGE

2022: Named to the Big South Presidential Honor Roll... Made 15 bullpen appearances with a 1-1 record and three saves... Posted a 5.25 ERA... Earned the first save of his career tossing the final 3.0 innings scoreless and fanning three against USC Upstate on 4/8... Did not allow a hit over the final three innings against Radford to earn a save on 5/19... Pitched two perfect innings in a one-run game to close out the Big South Championship and punch Campbell's ticket to the NCAAT against Charleston Southern on 5/28... Earned his lone win of the season with 2.0 innings of work allowing one run at Duke on 4/12...

CAREER HIGHS

IP 3.0, vs Radford (5/19/22)
Ks 4, vs VCU (6/4/21)
Hits 0, multiple times

CAREER PITCHING STATS

SEASON	ERA	W-L	APP	GS	CG	SHO	SV	IP	H	R	ER	BB	SO	2B	3B	HR	BAVG	WP	HBP	BK	SFA	SBA
2021	6.00	0-1	6	0	0	0	0	6.0	8	5	4	7	10	1	3	0	.320	1	0	0	0	0
2022	5.25	1-1	15	0	0	0	0	24.0	22	14	14	10	22	4	0	2	.239	5	1	0	0	0



LOGAN JORDAN

21

R-JR. | C/OF | 6-3 230
Lake Elmo, Minn. | Stillwater Area
Iowa Western CC

2022: Appeared in 53 games, making 52 starts in his first season at Campbell... Slashed .289/.350/.531 with 12 HR and 52 RBI... Made starts across the diamond, settling in left field for the second half of the season... Collected his first hit on 3/5 against Army, starting a 16-game hit streak after that... Tallied a season-high four hits going 4-5 with two HR, three RBI and three

CAREER HIGHS

H 4, vs Presbyterian (3/27/22)
2B 2, at UNCW (4/26)
3B 1, at UNCW (4/26/22)
HR 2, vs Longwood (4/22/22)
R 3, multiple times
RBI 4, twice
SB 1, multiple times

runs against PC on 3/26... Had four consecutive multi-hit games from 3/25-29, raising his average from .175 to .293 in the process... Had 16 multi-hit games on the year, along with a team-best 16 multi-RBI games... Drove in a season-high four runs on two HR against Longwood on 4/22... Went 3/5 with a HR and three RBI in a win over Georgia Tech at the Knoxville Regional on 6/3... Named second-team all-Big South...

CAREER HITTING STATS

SEASON	AVG	AB	R	H	2B	3B	HR	RBI	SLG	BB	HBP	SO	GDP	OBP	SF	SB	PO	A	E	FLD
2022	.289	211	35	61	13	1	12	52	.531	17	4	47	2	.350	2	2	79	2	0	1.000

PLAYER PROFILES



DANIEL BROWN

JUNIOR | OF/LHP | 6-3, 185
RALEIGH, NC | BROUGHTON

2022: Named to the Big South Presidential Honor Roll... Made his first two career appearances on the mound during the season... First pitched against Maryland on 2/26, allowing two runs... Appeared for the second time against Presbyterian on 3/27, allowing two runs...

22

CAREER HIGHS

H 1, at UNC Asheville (3/20/21)
2B
3B
HR
R 1, at UNC Asheville (3/20/21)
RBI
SB

CAREER HITTING STATS

SEASON	AVG	AB	R	H	2B	3B	HR	RBI	SLG	BB	HBP	SO	GDP	OBP	SF	SB	PO	A	E	FLD
2021	.125	8	1	1	0	0	0	0	.125	0	0	5	0	.125	0	0	0	0	0	.000

CAREER PITCHING STATS

SEASON	ERA	W-L	APP	GS	CG	SHO	SV	IP	H	R	ER	BB	SO	2B	3B	HR	BAVG	WP	HBP	BK	SFA	SBA
2022	99.99	0-0	2	0	0	0	0	0.0+	0	4	4	4	0	0	0	0	.000	5	2	0	0	0



GRANT KNIPP

RS-SOPHOMORE | C | 6-2 215
LOUISVILLE, KY. | LOUISVILLE MALE | ALABAMA

2022: Named to the Big South Presidential Honor Roll... Appeared in 22 games, making 16 starts behind the plate... Slashed .271/.362/.475 with four HR and 16 RBI... Hit HR in back-to-back games against Ohio State and Pitt on 3/4 and 3/6... Had a day for the record-books, going 5-6 with nine RBI and five runs scored against PC on 3/27. Nine RBI and five runs are both tied for third in a single game in program history... His nine RBI against PC came via two singles, a two run-HR and a grand slam... Had four total multi-hit games on the season, his next best being three at Winthrop on 5/8...

23


CAREER HIGHS

H 5, vs Presbyterian (3/27/22)
2B
3B
HR 2, vs Presbyterian (3/27/22)
R 5, vs Presbyterian (3/27/22)
RBI 9, vs Presbyterian (3/27/22)
SB 1, at NC A&T (4/15/22)

CAREER HITTING STATS

SEASON	AVG	AB	R	H	2B	3B	HR	RBI	SLG	BB	HBP	SO	GDP	OBP	SF	SB	PO	A	E	FLD
2022	.271	59	14	16	0	0	0	16	.475	7	2	19	1	.362	1	1	137	25	0	1.000

PLAYER PROFILES



JARROD BELBIN

RS-SENIOR | INF | 6-2 210
SOUTH MORANG, AUSTRALIA |
ARIZONA WESTERN CC

24

CAREER HIGHS

H	4, twice
2B	2, twice
3B	1, multiple times
HR	3, vs Presbyterian (3/27/22)
R	5, vs Presbyterian (3/27/22)
RBI	10, vs Presbyterian (3/27/22)
SB	2, vs Longwood (4/24/22)

2022: Appeared in all 60 games, making 59 starts... The only player to appear in every game of the season... Slashed .275/.374/.575 with 19 HR and 58 RBI... Tied for the team and conference high with 19 HR... Second on the team with 19 stolen bases... Collected the second-most RBI on the team while batting primarily leadoff... Had 23 multi-hit games and 15 multi-RBI games...

Wrote his name in the record books with a 4-7, 3 HR, 10 RBI game against PC on 3/27... Hit two grand slams, tied for an NCAA single-game record. 10 RBI ties a program record set in 1985... Went 4-6 with a HR and three RBI in a win at NC A&T on 4/14... Drove in four runs two days later at A&T during a 2-5 day with a triple... Had five consecutive two-hit games from 5-7 to 5-13 against Winthrop, Ohio State and High Point... Went 3-5 and a single shy of the cycle against GWU at the Big South Tournament on 5/27... Scored a run in all five Big South tournament games... Went 2-6 with two runs scored against Georgia Tech at the Knoxville Regional on 6-3... Went 1-3 with a HR against No. 1 Tennessee at the Knoxville Regional on 6-4... Named first team all-Big South... Earned Big South All-tournament honors...

CAREER HITTING STATS

SEASON	AVG	AB	R	H	2B	3B	HR	RBI	SLG	BB	HBP	SO	GDP	OBP	SF	SB	PO	A	E	FLD
2022	.275	247	63	68	11	3	19	58	.575	32	8	52	3	.374	2	19	45	83	15	.895



CHANDLER WILLIFORD

RS-JUNIOR | RHP | 6-3, 195
NEWTON GROVE, NC | MIDWAY

25

CAREER HIGHS

IP	2.0, vs USC Upstate (3/13/21)
Ks	2, multiple times
Hits	0, multiple times

2022: Named to the Big South Presidential Honor Roll... Made on appearance out of the bullpen... Tossed one inning at Winthrop, issuing a walk but did not allow a run or a hit...

CAREER PITCHING STATS

SEASON	ERA	W-L	APP	GS	CG	SHO	SV	IP	H	R	ER	BB	SO	2B	3B	HR	BAVG	WP	HBP	BK	SFA	SBA
2021	6.00	0-0	11	0	0	0	0	9.0	14	9	6	10	10	2	0	1	.359	2	1	0	0	0
2022	0.00	0-0	1	0	0	0	0	1.0	0	0	0	1	0	0	0	0	.000	0	0	0	0	0

PLAYER PROFILES



TRENT ADAMS

26

RS-JUNIOR | LHP | 6-6 215
GILBERT, ARIZ. | CAMPO VERDE |
SOUTH MOUNTAIN CC

2022: Named to the Big South Presidential Honor Roll... Appeared seven times out of the bullpen, posting a 8.10 ERA... Pitched a total of 3.1 innings, walking five and striking out two... Pitched a season-long 1.0 innings allowing two runs against ECU on 2/22... Struck out the only batter he faced to strand two at Charlotte on 3/22... Retired the only two batters he faced at ODU on 3/29...

CAREER HIGHS

IP 1.0, vs ECU (2/22/22)
Ks 1, twice
Hits 2, vs ECU (2/22/22)
(min. 1.0 IP)

CAREER PITCHING STATS

SEASON	ERA	W-L	APP	GS	CG	SHO	SV	IP	H	R	ER	BB	SO	2B	3B	HR	BAVG	WP	HBP	BK	SFA	SBA
2022	8.10	0-0	7	0	0	0	0	3.1	3	4	3	5	2	0	0	0	.231	2	2	0	0	1



GEORGE FERGUSON

27

RS-SENIOR | LHP | 6-2 190
LIVONIA, MICH. | LIVONIA |
LANSING CC

2022: Named to the Big South Presidential Honor Roll... Appeared in 10 games making four starts and posted a 9.78 ERA in 19.1 innings of work... Walked 17 and struck out 17 on the year... Made his Campbell debut allowing two unearned runs in 1.1 innings against App State on opening day... Pitched a scoreless inning with a strikeout against ECU on 2/22... Made his first start on 2/26 against Maryland, tossing 3.0 innings allowing a run and striking out three... Turned in his best start of the season throwing 5.0 innings allowing three runs and striking out nine against UNCW on 3/8...

CAREER HIGHS

IP 5.0, vs UNCW (3/8/22)
Ks 9, vs UNCW (3/8/22)
Hits 1, multiple times
(min. 2.0 IP)

CAREER PITCHING STATS

SEASON	ERA	W-L	APP	GS	CG	SHO	SV	IP	H	R	ER	BB	SO	2B	3B	HR	BAVG	WP	HBP	BK	SFA	SBA
2022	9.78	0-2	10	4	0	0	0	19.1	23	24	21	17	17	5	4	3	.295	2	1	0	0	3

PLAYER PROFILES



WILEY HARTLEY

RS-SOPHOMORE | RHP | 6-3, 190
ATLANTA, GA | NORTH ATLANTA

29

2022: Did not appear in any games... Underwent Tommy John surgery prior to season...

2021: Did not appear in any games... Also played quarterback for Campbell football, started six games...

Prep: Lettered at North Atlanta High School... Coached by Ricky Plante with the Warriors... Also a two-time all-region quarterback on the football field, earning first team honors as a senior, adding honorable mention all-state accolades, as well as MVP of the 2018 Georgia Junior Elite Classic...



JACKSON THOMPSON

RS-SOPHOMORE | C | 6-2, 210
CAMP HILL, PA. | CAMP HILL
VIRGINIA TECH

30

2022: Did not appear in any games...

PLAYER PROFILES



ANTHONY MITTA

RS-FRESHMAN | INF | 5-10 175
RALEIGH, NC | LEESVILLE ROAD

2022: Did not appear in any games...

31



JAKE MURRAY

RS-JUNIOR | LHP | 6-0, 195
WENDELL, NC | EAST WAKE | WAKE TECH

2022: Made 15 appearances out of the bullpen, posting a 1-1 record and 6.05 ERA... Struck out 21 in 19.1 innings of work... Inherited 16 runners on the year, allowed only four to score... Worked 2.2 innings against Maryland on 2/26, allowing one baserunner and recording a season-high five strikeouts... Worked two innings against Ohio State on 3/4, allowing a run and striking out three... Earned the win by working 1.1 scoreless allowing just one hit at Old Dominion on 3/29... Entered with bases loaded and one out in the sixth during the Big South Championship game on 5/28 and allowed just one run to cross to preserve the lead...

CAREER HIGHS

IP 2.2, vs Maryland (2/26/22)
Ks 5, vs Maryland (2/26/22)
Hits 0, vs Maryland (2/26/22)

32

CAREER PITCHING STATS

SEASON	ERA	W-L	APP	GS	CG	SHO	SV	IP	H	R	ER	BB	SO	2B	3B	HR	BAVG	WP	HBP	BK	SFA	SBA
2022	6.05	1-1	15	0	0	0	0	19.1	16	15	13	17	21	2	1	4	.213	7	2	0	0	1

PLAYER PROFILES



PEYTON BROWN

RS-SOPHOMORE | RHP | 6-10, 260
CLEMONS, NC | WESTY FORSYTH

33

2022: Made seven appearances out of the bullpen posting a 5.68 ERA... Struck out six across 6.1 total innings of work... Made his Campbell debut against ECU on 2/22, allowing two runs in 0.2 innings with a strikeout... Tossed a scoreless frame against Pitt on 3/6... Struck out two in two innings allowing one unearned run against PC on 3/26... Fanned two in a scoreless inning at High Point on 5/15...

CAREER HIGHS

IP 2.0, vs Presbyterian (3/26/22)
Ks 2, twice
Hits 1, vs Presbyterian (3/26/22)
(min. 2.0 IP)

CAREER PITCHING STATS

SEASON	ERA	W-L	APP	GS	CG	SHO	SV	IP	H	R	ER	BB	SO	2B	3B	HR	BAVG	WP	HBP	BK	SFA	SBA
2022	5.68	0-0	7	0	0	0	0	6.1	10	6	4	4	6	1	1	0	.357	1	0	0	0	0



AARON RUND

RS-SENIOR | RHP | 6-5, 215
VACAVILLE, CALIF. | WOOD HS /
SACRAMENTO CITY COLLEGE

36

2022: Made 15 appearances and 13 starts... Served as Campbell's primary Sunday starter on the weekend rotation... Posted a 5-1 record with a 5.43 ERA... Struck out 53 across 58.0 innings of work on the season... Struck out five across four innings in his season debut against App State on 2/20... Three times worked a season-high six innings... Did so the first time against PC on 3/27, allowing two runs and striking out five... Pitched six innings in back to back starts against USC Upstate on 4/10, and again at NC A&T on 4/14, each time allowing three runs but only one earned... Fanned a season-high eight batters in 5.0 innings at Winthrop on 5/8... With the season on the line, struck out eight in 5.1 innings to earn the win in the Big South Championship game on 5/28...

CAREER HIGHS

IP 8.1, vs Gardner-Webb (5/28/21)
Ks 8, vs High Point (5/21/21)
Hits 3 (2.0 IP), at UNCA (3/20/21)

CAREER PITCHING STATS

SEASON	ERA	W-L	APP	GS	CG	SHO	SV	IP	H	R	ER	BB	SO	2B	3B	HR	BAVG	WP	HBP	BK	SFA	SBA
2021	5.97	2-0	10	3	0	0	1	31.2	46	23	21	10	32	8	1	5	.341	6	2	0	1	0
2022	5.43	5-1	15	13	0	0	0	58.0	67	41	35	26	53	14	2	6	.284	4	9	0	1	3

PLAYER PROFILES - RETURNERS



GARRETT KANGAS

SOPHOMORE | RHP | 6-0 185
MARTINSVILLE, VA | CARLISLE

37

2022: Made 18 bullpen appearances and posed a 3.50 ERA... Earned a 1-0 record and recorded two saves... Struck out 11 and walked only four across 18.0 innings of work... Made his debut to retire the only batter he faced against ECU on 2/22... Pitched a scoreless inning with two strikeouts against Maryland on 2/25... Brought on with the bases loaded up by two to record the game's final out and get the save at Old Dominion on 3/29... Earned the win by throwing a scoreless eighth at Gardner-Webb on 4/3... Tossed a then season-high 1.2 innings allowing only one baserunner at NC A&T on 4/14 to earn the save... Allowed a run but did strike out the side in his lone inning of work the following day against A&T... Threw a season-high 3.0 innings allowing three runs at Winthrop on 5/6... Faced two batters issuing a walk and picking up a strikeout in the Big South Championship game on 5/28...

CAREER HIGHS

IP 3.0, at Winthrop (5/6/22)
Ks 3, at NC A&T (4/15/22)
Hits 0, multiple times
(min. 1.0 IP)

CAREER PITCHING STATS

SEASON	ERA	W-L	APP	GS	CG	SHO	SV	IP	H	R	ER	BB	SO	2B	3B	HR	BAVG	WP	HBP	BK	SFA	SBA
2022	3.50	1-0	18 0	0	0	0	2	18.0	20	7	7	4	11	3	1	3	.286	0	3	1	2	1



JONAH OSTER

RS-FRESHMAN | C | 6-2, 195
APEX, NC | MIDDLE CREEK

38

2022: Did not appear in any games...

PLAYER PROFILES - NEWCOMERS



2

**TRENTON
HARRIS**

**JUNIOR | INFIELD
BROOMFIELD, COLO.
IOWA WESTERN CC
6-0, 185**

Iowa Western CC (Council Bluffs, Iowa): Played two years for the Iowa Western CC Reivers... Same Juco as teammates Logan Jordan and Ernie Day... As a freshman, batted .317 with 22 RBI... As a sophomore hit .325 with 3 HR and 33 RBI... Named second-team all-region as a freshman...




4

**CHANDLER
RILEY**

**JUNIOR | INF
CONCORD, N.C. | COX MILL
CHARLOTTE/GASTON COLLEGE
6-0, 190**

Gaston College (Gastonia, NC): Played for the Gaston College Rhinos in 2022... Slashed .382/.543/.629 across 50 games played... Had 21 doubles, 7 HR and drove in 43... Worked 52 walks while striking out just 35 times... Stole 37 bases...



7

**HUNTER
LOYD**

**SENIOR | RHP
KNOXVILLE, TENN. | CAK
EAST TENN. STATE
6-2, 205**

East Tennessee State: Spent three years at East Tennessee State with head coach Joe Pennucci... In 2022 posted a 3.77 ERA with 74 strikeouts across 71.2 innings of work... Posted a 4.11 ERA with 83 Ks in 72.1 innings pitched in 2021...



10

**PAYTON
HOWARD**

**JUNIOR | OUTFIELD
SIKESTON, MO. | SIKESTON
JEFFERSON COLLEGE
6-0, 165**

Jefferson College (Hillsboro, Mo.): Played for the Jefferson College Vikings and coach Zac Boone... Hit .343 with 41 runs, 28 RBIU, 7 HR and 19 steals as a sophomore... Batted .319, 19 RBI, 41 runs, 3 HR and 31 stolen bases as a freshman... Was named a top 500 juco prospect...

PLAYER PROFILES - NEWCOMERS



19
CHANCE
DAQUILA

RS-JUNIOR | RHP
MOUNT PLEASANT, NC
CATAWBA VALLEY CC
6-3, 220

Catawba Valley CC (Hickory, NC): Played for the Catawba Valley CC Redhawks... Posted a career- 9-3 record on the mound... Given the CVCC Male Athlete Leadership Award...



20
MAX
WELLER

JUNIOR | OUTFIELD
VALPARAISO, IND. | CHESTERTON
ARIZONA WESTERN CC
6-0, 195

Arizona Western: Spent two seasons at Arizona Western in Yuma, Arizona... Same school that teammate Jarrod Belbin attended... Slashed .371/.519/.590 with 10 doubles, four triples and seven home runs across the two seasons... Named second-team all-conference and second-team all-region...



28
JEREMY
WIEGMAN

JUNIOR | RHP
HUNTINGTON BEACH, CALIF.
IRVINE VALLEY CC
6-4, 220

Irvine Valley College (Irvine, Ca.): Played for the Irvine Valley College Lasers... Made 13 appearances and worked 65.1 innings with 65 strikeouts while posting a 4.13 ERA... Named first-team all-conference in 2021...



34
ERNIE
DAY

JUNIOR | RHP
CHICAGO, ILL. | TAFT
IOWA WESTERN CC
6-4, 230

Iowa Western CC (Council Bluffs, Iowa): Played two seasons for the Iowa Western Reivers... Same juco as teammates Logan Jordan and Trenton Harris... Posted an 8-1 overall record on the mound...

PLAYER PROFILES - NEWCOMERS



35

DAVID
ROSSOW

SOPHOMORE | RHP
BOCA RATON, FLA.
CARDINAL GIBBONS | MIAMI
6-3, 210

Miami: Spent his freshman year at Miami... Made two appearances on the mound against Towson and Boston College...



39

JACKSON
ROBERTS

FRESHMAN | RHP
GREENSBORO, N.C.
NORTHERN GUILFORD
6-0, 190

Prep: Played for the Northern Guilford Night-hawks and coach Brad Poe... Posted a career 20-5 record on the mound with a 1.56 ERA... Struck out 185 batters across 125 innings pitched... Junior year (2021) was named Mid-State Pitcher of the Year and NCHSAA All-State... Senior year (2022) named Metro 4A Pitcher of the Year...



40

GRIFFIN
PARRILL

GRADUATE | RHP
PERRYSBURG, OHIO | PERRYSBURG
BOWLING GREEN
6-2, 250

Bowling Green State: Played four seasons at Bowling Green State University... Posted a 2-4 career record with two saves... Pitched 64.2 innings during his tenure at BGSU...

2023 PRESEASON ACCOLADES

Big South Preseason Player of the Year

Drake Pierson INF

Big South Preseason Pitcher of the Year

Cade Kuehler RHP

Baseball America Preseason All-America

Cade Kuehler Second Team

D1Baseball Preseason All-America

Cade Kuehler Third Team

Perfect Game Preseason All-America

Cade Kuehler Third Team

Collegiate Baseball Preseason All-America

Drake Pierson Third Pierson

D1Baseball Preseason Pitcher of the Year

Cade Kuehler RHP

Perfect Game Preseason Pitcher of the Year

Thomas Harrington RHP

Perfect Game Preseason All-Big South

Drake Pierson Preseason Player of the Year

Cade Kuehler Preseason Pitcher of the Year

Jarrold Belbin..... INF

Chance Daquila RHP


Tyler Halstead OF

Logan Jordan OF


Chandler Riley..... INF

Big South Preseason Poll

1. Campbell (6).....93
2. USC Upstate (2).....88
3. High Point68
4. Gardner-Webb65
5. UNC Asheville49
6. Longwood46
7. Charleston Southern (1)44
8. Presbyterian42
9. Winthrop30
10. Radford (1).....25



Big South Preseason Player of the Year Drake Pierson



Big South Preseason Pitcher of the Year Cade Kuehler

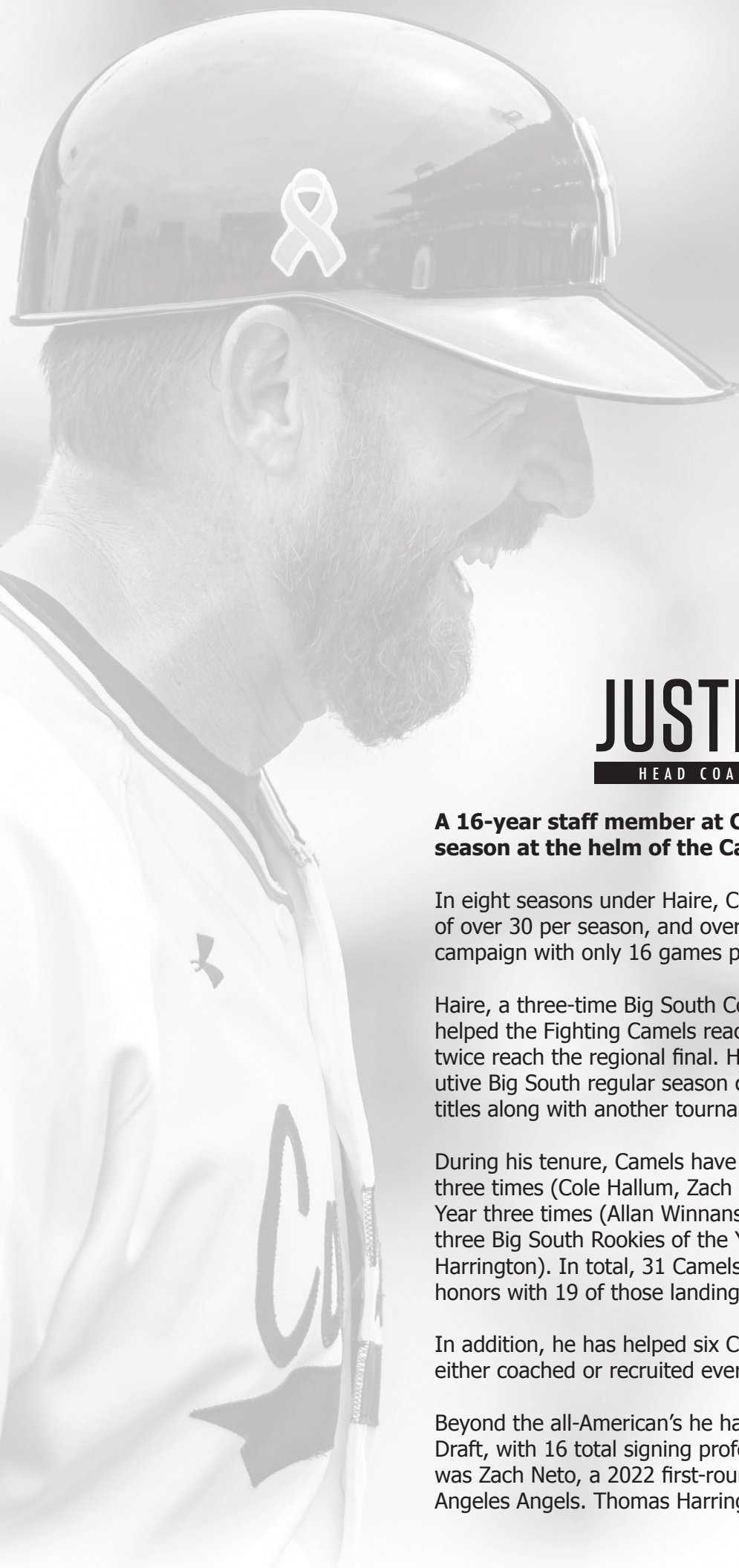


STAFF &

ADMINISTRATION



CAMPBELL
BASEBALL



JUSTIN HAIRE

HEAD COACH

NINTH SEASON

A 16-year staff member at Campbell, Justin Haire enters his ninth season at the helm of the Campbell baseball program in 2023.

In eight seasons under Haire, Campbell has won 243 games, an average of over 30 per season, and over 33 per year excluding the truncated 2020 campaign with only 16 games played.

Haire, a three-time Big South Coach of the Year (2018, 2021, 2022), has helped the Fighting Camels reach the NCAA Tournament four times and twice reach the regional final. He has guided the Camels to four consecutive Big South regular season crowns and three Big South tournament titles along with another tournament runner-up finish.

During his tenure, Camels have been named Big South Player of the Year three times (Cole Hallum, Zach Neto (twice)), Big South Pitchers of the Year three times (Allan Winnans, Michael Horrell, Thomas Harrington), and three Big South Rookies of the Year (Logan Bender, Ryan Chasse, Thomas Harrington). In total, 31 Camels have received a total of 44 all-conference honors with 19 of those landing on the first team.

In addition, he has helped six Camels be named all-Americans, and has either coached or recruited every all-American in the program's history.

Beyond the all-American's he has seen 12 Camels be selected in the MLB Draft, with 16 total signing professional contracts. His highest draft pick was Zach Neto, a 2022 first-round selection (13th overall) by the Los Angeles Angels. Thomas Harrington was also selected in the first round of

the same draft at 36 by Pittsburgh.

Haire's first regional appearance as skipper came in 2018, with the Camels winning the Big South Championship 7-5 over High Point to advance to the Athens Regional. Campbell fell to Georgia and Duke in its two games in Athens.

Haire was named Big South Coach of the Year after guiding the Camels to a 35-26 record with a 21-6 mark in league play.

It was back-to-back regional appearances for the Camels with a trip to the 2019 Greenville Regional, where 3-seed Campbell reached its first regional final after topping 2-seed NC State and 4-seed Quinpiac. The Camels were unable to reach a super regional, as they were swept in a doubleheader by the hosting ECU.

With no tournament in 2020, it was a third straight regional appearance courtesy of the program's first at-large bid to the Big Dance in 2021. The Camels visited Dudy Noble Field at the Starkville Regional, where they fell to 2-seed VCU in the opener before bouncing back with wins over 4-seed Samford and VCU to reach the final against Mississippi State. The Camels fell 6-5 to the eventual national champions.

Haire was named Big South Coach of the Year for the second time as Campbell went 37-18, 28-9 in Big South Play, including winning 10 straight to close the regular season and lock up the Big South regular season title for a third straight time.

Haire's 2021 squad featured one of the most potent offenses in the nation, embodying every aspect of his "Hard to Kill" mentality. The offense finished in the top 10 nationally in seven different categories. The team led the nation in sac flies and

HBP, was second in doubles, third in OBP, fourth in scoring, fifth in slugging, and ninth in stolen bases.

The 2022 offense somehow got better, with numerous program records including home runs and stolen bases. The Camels claimed their fourth straight Big South regular season crown and punched their ticket to the dance by winning the Big South Championship for the first time since 2019. The squad was led by unanimous all-Americans Harrington and Neto, but placed 10 players on the all-Big South team.

Prior to his move to Campbell in 2008, Haire spent four years as an assistant at Ouachita Baptist University, compiling a 107-61 record. His team's there featured plenty of offense as well, ranking top-20 in team batting average.

Prior to OBU, Haire spent one season as the pitching coach at Sterling College in 2004.

As a player, Haire spent two seasons at Bowling Green State University, before transferring to the University of Indianapolis for two seasons.

He went on to receive his degree from Henderson State (Ark.) with a B.A. in history.

Haire married his wife Lindsey in 2010. The couple now have four children, Jackson, Parker, Max and Anne Marie.



CAREER PROFILE

Campbell University

Head Coach 2014-pres.
Asst. Coach 2008-2014
Record 243-175 (.564)

Sterling College

Asst. Coach.....2004

Ouachita Baptist University

Asst. Coach..... 2005-2008

YEAR BY YEAR RECORD

2015	35-25, 12-12
2016	26-27, 13-11
2017	25-32, 10-14
2018	35-26, 21-6
2019	37-21, 19-7
2020	7-9, 0-0
2021	37-18, 28-9
2022	41-19, 20-3
Total.....	243-175, 123-62

EDUCATION

Henderson State (Ark.)

B.A., History.....2004



Tyler Robinson begins his ninth season as a member of the Campbell baseball coaching staff. He serves as the pitching coach in his current role.

A member of the Campbell baseball staff since 2014, Robinson assisted former pitching coach Chris Marx as the assistant pitching coach during the 2019 season after spending the 2018 season as a volunteer assistant coach. Robinson spent his first three seasons (2015-17) as the director of baseball operations.

In August of 2018, Robinson was promoted to assistant coach after he spent the 2018 season as a volunteer assistant coach.

Since 2015, Robinson's first season on staff, the Camels have won 243 games, averaging over 30 per year, with 31 all-conference picks and 14 All-America selections. MLB clubs have drafted 12 Campbell players and 15 total players have signed professional contracts during Robinson's tenure.

In his two first two seasons as pitching coach, six different pitchers have earned all-Conference honors, with Thomas Harrington earning 2022 Pitcher of the Year as well as unanimous all-American nods. Harrington would go on to be Campbell's highest drafted pitcher ever, a first round pick (36th overall) by the Pittsburgh Pirates in 2022. Four total pitchers earned all-conference honors that season.

In 2021, Robinson helped four Camel pitchers to all-conference selections. RHP Thomas Harrington was named Big South Freshman of the Year and second-team all-conference. Reliever Logan Heintzman was a first-team selection and was also named to the NCBWA Stopper of the Year midseason watch list. Ryan Chasse and Kevin Westlake were each second-team selections as well.

The 2019 team saw Robinson coach a pair of pitchers to Big South awards for the second straight season. Senior righty Michael Horrell was voted Big South Pitcher of the Year and lefthander Ryan Chasse was named Freshman of the Year.

Alan Winans was Robinson's first Big South Pitcher of the year, taking home the league's top pitching honor in 2018. Logan Bender was tabbed Big South Freshman of the year that same season.

In 2017, Robinson helped lead the Camels to 25 victories and four players picked up all-conference honors. Drew Butler headlined the group as the league's Scholar-Athlete of the Year and was a second team selection. Hallum nabbed his second first team selection while Matthew Barefoot and Jeff Hahs joined Butler on the second team.

Butler finished the season as the co-national leader for stolen bases with 39 swipes. He became the sixth Camel to earn a NCAA statistical championship.

Butler was also named a 2017 CoSIDA Academic All-District selection marking the 23rd straight year a Campbell player earned academic all-district status. Butler was a semifinalist



TYLER ROBINSON

Assistant Coach

UNLV '14

Ninth Season

for the 2017 Senior CLASS award.

Campbell posted its fourth-straight 30-win season in Robinson's first year, with five Camels earning All-Big South honors. Cole Hallum was named Third Team All-American and Big South Player of the Year, while Matt Parrish earned his second-consecutive Academic All-America accolade.

A then-record three Camels were selected in the 2015 MLB Draft, including Mullins (13th round, Baltimore Orioles), Steven Leonard (23rd round, Colorado Rockies) and Heath Bowers (24th round, Oakland Athletics).

Three more Camels earned All-Big South honors in 2016, with Parrish, Grant Yost and Anthony Lopez all taking home league awards. Parrish also made history, becoming Campbell's first three-time CoSIDA Academic All-America selection. Parrish was also the Senior CLASS Award winner.

Robinson came to Campbell from Brunswick Community College, where he served as the Dolphins' pitching coach and recruiting coordinator.

Prior to BCC, Robinson was a student assistant at Elon, where he graduated in 2013 with a degree in business management. The Durham, N.C., native assisted the Phoenix from 2011-13 in day-to-day operations, primarily with pitching, video coordination and camps. With Robinson on staff, the Phoenix made the Charlottesville NCAA Regional finals in 2013.

He earned his associates degree from Brunswick in 2011, where he pitched for two seasons. Robinson also gained coaching experience at the American Legion level, coaching Durham Post 7 each summer since 2009.

He is married to the former Taelar Errington, who was a Campbell lacrosse standout and former assistant coach. The couple has one son, Rhett.



JOEY HOLCOMB

Assistant Coach / Recruiting Director
Huntingdon College '13
Second Season

Joey Holcomb joined the Campbell staff in August 2021 as an assistant coach and recruiting coordinator.

In his first year with Campbell, he helped the Camels to a 41-19 record, picking up both the Big South regular season and tournament title, and a fourth straight NCAA tournament appearance at the Knoxville Regional. He helped guide a historically good offense, setting program records for home runs (118), stolen bases (132), and runs scored (523).

The 2022 team featured the two top draft picks in program history in Zach Neto (R1, P13) and Thomas Harrington (R1, P36). The duo were each unanimous all-Americans, as well as Big South Player and Pitcher of the Year.

Holcomb came to Buies Creek after a two-year stint at NC State, where he helped them reach the College World Series semifinals in 2021. During his time in Raleigh, he served as the assistant offensive coach and worked with the catchers and outfielders. While there, he worked with eight MLB draft picks and the 2020 Johnny Bench Award winner for the nation's top catcher. He helped guide the Wolfpack offense to sixth in the nation in home runs in 2021 while leading the ACC in team batting average, slugging percentage and home runs.

Of his eight position players drafted at NC State, six were selected in 2021 with three of those going in the top 10 rounds.

Prior to his tenure at NC State, he spent seven seasons

with the UNC Greensboro staff as the assistant coach and recruiting coordinator. In Greensboro he helped coach 16 MLB draft picks, eight all-Americans and 38 all-conference players. He guided the Spartans to leading the nation in triples in 2017 and '18, and to batting over .320 for three straight seasons from 2016-18.

"The addition of Joey Holcomb to our staff is very exciting," head coach Justin Haire said upon Holcomb's hiring. "Adding a coach that has a proven track record of development, recruiting, and winning is important to our growth as a program. Coach Holcomb has assembled championship-level recruiting classes, developed professional-level student-athletes, and has coached on the biggest stage in our game at the College World Series. His attention to detail, elite level work ethic, and loyalty to something bigger than himself will be a fantastic fit for our program."

Holcomb hails from Locust Fork, Ala. and is a 2006 graduate of Huntingdon College, where he also coached for four years following his graduation. He lives with his wife Brittany and three sons, Graham, Reed, and Parker.

Former Pfeiffer head coach Jordan Stampler joined Justin Haire's staff as Director of Player Development in August 2020.

"We are very excited to have Coach Stampler join our staff," said Haire at the time of the hiring. "He brings a wealth of experience and knowledge that will not only help our student-athletes develop, but will also help our coaching staff to grow and get better."

The 2022 season saw Campbell capture its fourth straight Big South regular season title with a 41-19 record, going a record 20-3 in league play, and claim its first tournament title since 2019. The Camels went to their fourth straight NCAA Regional in Knoxville, Tenn. where they knocked off Georgia Tech in the opener and faced No. 1 Tennessee.

The 2022 team featured the two highest draft picks in program history in Zach Neto (R1, P13) and Thomas Harrington (R1, P36). The duo were each unanimous all-Americans, as well as Big South Player and Pitcher of the Year.

Campbell earned its first-ever at-large bid to the NCAA Tournament during Stampler's first season in 2021 and posted a 37-18 record on the year. Campbell won the Big South regular season title for the third year in a row and reach a regional final for the second straight season, this time at the Starkville Regional. Stampler helped guide nine total players to all-Big South selections while four players accounted for 11 total all-American nods across various publications.

The 2021 squad had one of the nation's most potent offenses, finishing in the top-10 in seven different statistical categories: HBP (1st), sac flies (1st), doubles (2nd), OBP (3rd), scoring (4th), slugging (5th), and stolen bases (9th).

Stampler came to Campbell after leading the Pfeiffer baseball program for the last three seasons, and five total years with the Falcons, previously serving as assistant coach and recruiting coordinator.

Stampler helped lead Pfeiffer to a Conference Carolinas Championship game appearance in 2016. In 2017, Stampler assisted as the program made another Cinderella run in the conference tournament. In the opener, Pfeiffer defeated the No. 1 seed and top-ranked team in all of Division II Mount Olive by a score of 9-2.

In 2018, during the Falcons' first year of NCAA DIII competition, Stampler led the program to a record of 31-7, topping the conference in the regular season. Pfeiffer also set multiple school records in 2018, including team batting average at .348, team on-base percentage at .447



JORDAN STAMPLER

DIRECTOR OF PLAYER DEVELOPMENT
USC UPSTATE '13
Third Season

and overall winning percentage at .775.

In 2019, Stampler's Falcons captured the ECAC Division III title with a 9-7 win over Grove City College, finishing the year with a 30-8 record and a 17-6 mark in USA South play. Stampler helped Falcon great Nick Richmond to a career year as well, who would secure a spot in the illustrious Cape Cod Collegiate Summer League, and later signed by the Detroit Tigers.

A native of Fort Lauderdale, Fla., Stampler began his coaching career at Adrian College as the program's assistant coach and recruiting coordinator in 2014, helping guide the Bulldogs to a 33-15 mark and an MIAA regular season and conference tournament title.

In 2015, Stampler moved back to his alma mater, USC Upstate, as a volunteer coach for half a year before being promoted to assistant coach and recruiting coordinator.

Stampler played two years at USC Upstate, seeing time in 108 games while tallying 88 runs, 113 hits and 42 runs batted in. His 44 runs scored in each of the 2012 and 2013 seasons rank him fourth in program history and his 29 walks in 2013 places him fifth. Additionally, Stampler owns the top two marks in Spartan history for most hit by pitches in a season, getting plunked 18 teams in 2012 and 16 in 2013.

He graduated from USC Upstate with a Bachelor of Arts in Communications in 2013, going on to earning a M.S. in Leadership from Pfeiffer University in 2017. He is married to his wife, Hannah.



JEFF CALHOON

Volunteer Assistant Coach
Niagara '13
First Season

Calhoun joined the Campbell baseball staff as a volunteer assistant coach in August 2022 with over ten years of coaching experience.

Calhoun comes to Campbell after his most recent stint as the head coach of Biola University (La Mirada, Calif.) for three seasons. At Biola, he led the team to its highest-ever NCAA DII ranking reaching No. 8 in the nation. He coached five all-conference players, two-all-region players and one all-American there, along with an eighth-round draft pick and another MLB free agent signee.

Calhoun built a national recruiting base during his time at Biola, recruiting players from 14 states and one Canadian Province to join his program in southern California.

Prior to Biola, he made stops as the recruiting coordinator at Point Loma Nazarene and the assistant coach at UC San Diego and Westmont College.

At Point Loma, he helped guide the team to a 2019 NCAA Regional appearance and coached the NCAA DII Player of the Year in Micah Pries.

His time as UCSD was highlighted by a pair of West Region Championships in 2017 and 2018, and was the NCAA DII College World Series runner up.


Calhoun is a 2013 graduate of Niagara University with a B.S. in Communication Studies. He later earned his M.A. in Coaching and Athletic Administration from Concordia University Irvine in 2018.

Calhoun made three stops during his playing career at Azusa Pacific University (NAIA), Skagit Valley College (NWAC), and two years at Niagara University. At Niagara he appeared in 59 games over two seasons as a catcher for the Purple Eagles.

Beyond coaching, Calhoun was chosen to speak at San Diego State as part of the ABCA Barnstormers West Coach Clinics where he presented on both baserunning and catching during the event. He spoke again at the 2019 ABCA National Coaches Convention.

In 2021, he was tabbed to the Team USA task force to identify and select national team players for USA Baseball.

Calhoun originally hails from Snohomish, Wa.



ALEC OLSEN

Director of Offensive Development
Post University '20
Second Season

Olsen joined Justin Haire's staff as the Director of Offensive Development in November 2021.

The offense had a historic year during Olsen's first season, setting program records for home runs (118), stolen bases (132) and runs scored (523). The Camels ended the year ranked in the top 10 nationally in HBP, home runs, runs scored, slugging percentage, and stolen bases.

Two players (Jarrod Belbin and Drake Pierson) hit 19 home runs in 2022, the first time two have hit 15 or more in the same year since 1986.

"We are excited to welcome Alec into our program," Coach Haire said. "He came highly recommended for his work ethic and passion for the game of baseball and player development. We look forward to having those characteristics go into the daily investment of our players' growth."

Prior to joining the Campbell staff, Olsen served as an assistant coach at Bakersfield Baseball Academy in Bakersfield, Calif. for two years. During that time he also worked as an assistant strength coach at GrindHaus Strength and Conditioning.

Olsen had a lengthy collegiate playing career as a middle infielder that began at Phoenix College (Phoenix, Ariz.) from 2015-17 where he helped the Bears reach the D2 Juco NJCAA World Series. He then played at Taft College (Taft, Calif.) from 2017-18, and rounded out his career at Post University (Waterbury, Conn.) from 2018-20 where he graduated with a degree in sports management.

Olsen is originally from Bakersfield, Calif. and now resides in Buies Creek.



ERIC MILES

Director of Pitching Development
Presbyterian College '21
First Season

Miles joined the Campbell baseball staff in August 2022 as the Director of Pitching Development.

Miles most recently served as the pitching coach for the Morehead City Marlins of the Coastal Plains League in 2022. He guided the Marlins pitching staff to league-bests in strikeouts, batting average against, and WHIP.

He spent time on staff at Florence Darlington Tech, where he helped the program to lead the region in team ERA and strikeouts. While at FDT, he helped move 14 players on to four-year schools.

Miles is no stranger to Big South baseball as a former standout at Presbyterian College. The righthander is the program's all-time wins leader with 24, and is one of just four pitchers in program history to record 200+ strikeouts.

During his playing career, he was also named the CPL Pitcher of the Year for the Morehead City Marlins.

Miles is originally from Lancaster, SC.


SUPPORT STAFF



COLIN FEIKLES
STRENGTH & CONDITIONING



LIZ HOMAN
ACADEMIC SERVICES



NOLAN BROWN
ATHLETIC TRAINING



CAMPUS LEADERS



DR. J. BRADLEY CREED

University President
Baylor '79

Dr. J. Bradley Creed, an accomplished leader of mission-driven institutions and a scholar and historian of religion, began his duties as Campbell University's fifth president on July 1, 2015.

Previously, Dr. Creed was the provost, executive vice president, and professor of religion at Samford University, a private Christian university in Birmingham, Alabama.

Prior to joining Samford, Dr. Creed was a professor of Christian history, associate dean, and dean at the George W. Truett Theological Seminary of Baylor University in Waco, Texas. He has also served as the scholar-in-residence

at the Baptist Joint Committee on Religious Liberty in Washington, D.C., and visiting professor of church history at the John Leland Center for Theological Studies in Falls Church, Virginia. Earlier in his career, he served as pastor of churches in Texas and Louisiana.

A Jacksonville, Texas, native, Dr. Creed received a Bachelor of Arts in Religion from Baylor University, graduating cum laude. He earned his Master of Divinity and Doctor of Philosophy degrees from Southwestern Baptist Theological Seminary in Fort Worth, Texas. He pursued further study in Harvard University's Management Development Program and in the Spanish language program at Academia Hispano Americano in Mexico.

Dr. Creed's wife, Kathy, is an educator by training and previously was a public school teacher and administrator in Texas and Louisiana. The Creeds' family includes son Charles; daughter Carrie Grace; and one grandson, James Noble Creed. A daughter, Caitlin, died in 2007 during her freshman year in college.



HANNAH BAZEMORE

Director of Athletics
Campbell University '07, '09



Hannah Bazemore, a 2007 and 2009 graduate of Campbell University, serves as Director of Athletics at Campbell.

Bazemore was officially named Director of Athletics, dropping "acting" from her title in November 2022 after taking over the role in July. Bazemore previously served as senior associate athletics director for business and finance, assistant director for business operations and business manager since joining the Campbell Athletics staff in 2010.

Bazemore says she is thankful to Campbell University for the "incredible opportunity" and thankful to President J. Bradley Creed "for the belief and support he's shown in me these past few months."

"I am humbled and grateful for the opportunity to continue leading and serving Campbell Athletics, a place that means so much to me," Bazemore said. "I am committed to continuing our winning tradition both academically and athletically. I look forward to the work ahead with a focus on providing a championship caliber experience for our student-athletes, coaches, staff and the entire Campbell family. The future is bright for Campbell Athletics."

Bazemore will oversee an important transition as Campbell Athletics moves from competition in the Big South Conference to the Colonial Athletic Association beginning in the summer of 2023. Campbell will join new members North Carolina A&T, Hampton, Monmouth and Stony Brook in the 15-school conference that encompasses many of the nation's largest metropolitan areas with a geographic footprint that stretches

from Boston to Charleston.

The conference has produced 18 national championship teams in five different sports and 33 individual national champions since its founding in 1979.

Bazemore says the immediate focus is on finishing the final year of Big South play and building on the 13 conference championships Campbell won last year. Already this year, Campbell has regular season conference titles in men's and women's soccer and volleyball.

"Our student-athletes and coaches are laser focused on the task at hand which is excelling in the classroom and on the playing field," Bazemore says. "Our priority is putting our student-athletes in the best possible position to be successful. Everything we do as administrators and coaches is centered around our student-athletes."



CAMPUS LEADERS [CONTINUED]

In just four months as acting director of athletics, Bazemore has overseen the CAA announcement, those three conference titles and the hiring of Trena Prater as head softball coach.

Creed says he “could not be more pleased” to remove “acting” from Bazemore’s title.

“Since Hannah assumed the role in July, our athletic programs have continued to thrive, our student-athletes are excelling in the classroom and in their respective sports, and our fans and supporters are energized about our future,” Creed says. “Hannah is a trusted and proven leader for Campbell Athletics, and I could not be more proud of her leadership.”

In 12 years of experience with Campbell Athletics, Bazemore has engaged and managed virtually every administrative area, including financial planning of a \$27 million operation, budgeting, information technology, facilities, game operations, athletic equipment operations, and capital projects (including a sports performance center and softball turf project). She also served as a member of the Campbell Athletics executive leadership team, where she provided strategic advice and oversight of department initiatives. Bazemore also oversaw key contract negotiations with the department’s major partners including Under Armour, Academy Bus and Teamworks.

She graduated from Campbell in 2007 with a bachelor of science in sports management with a minor in business administration. She earned an MBA from Campbell in 2009. She is a member of the National Association of Collegiate Directors of Athletics (NACDA), the College Athletic Business Management Association (CABMA) and Women Leaders in College Sports.





2022 SEASON REVIEW



SOUTH CHAMPIONS
2022
SIGNATURE
CHAMPIONSHIP SERIES
BASEBALL

CAMPBELL
BASEBALL

2022 SEASON REVIEW

HONORS & AWARDS

Big South Player of the Year

Zach Neto.....INF

Big South Pitcher of the Year

Thomas HarringtonRHP

Big South Coach of the Year

Justin Haire

Big South Scholar Athlete of the Year

Thomas HarringtonRHP

All-Big South First Team

Ty Babin R-Sr., C
Jarrod Belbin..... R-Jr., 3B
Ryan Chasse R-Jr., LHP
Connor DenningR-Jr., DH
Tyler Halstead R-Jr., OF
Thomas Harrington So., RHP
Zach Neto.....R-So., SS
Drake Pierson R-Jr., 1B

Second Team

Logan Jordan R-Jr., OF
Cade Kuehler So., RHP
Ty Cummings So., RHP

All-Academic

Thomas Harrington So., RHP

Big South All-Tournament Team

Zach Neto (MVP)..... SS
Waldy Arias..... 2B
Jarrod Belbin..... 3B
Ty CummingsRHP
Connor Denning DH
Cade KuehlerRHP

Knoxville Regional All-Tournament

Zach Neto..... SS
Tyler HalsteadOF

All-Americans Zach Neto

Perfect GameFirst Team
D1Baseball..... Second Team
Collegiate Baseball News Second Team
ABCA..... Third Team
Baseball America Third Team
NCBWA..... Third Team

Thomas Harrington

D1Baseball.....First Team
ABCA.....First Team
Perfect Game Second Team
NCBWA..... Second Team
Collegiate Baseball News Second Team
Baseball America Third Team

ABCA/Rawlings

All-Region (Atlantic)

Thomas HarringtonFirst-Team
Zach Neto.....First-Team

GOLDEN SPIKES AWARD

Zach Neto.....Preseason Watch List
Thomas HarringtonMidseason/Semifinalist

RECORDS

Overall 41-19
Big South..... 20-3

Home 17-9
Away 17-6
Neutral 7-4

BIG SOUTH STANDINGS

TEAM	BIG SOUTH	OVERALL
1. Campbell \$! #	20-3	41-19
2. USC Upstate	17-6-1	35-22-1
3. UNC Asheville	14-9-1	21-29-1
4. High Point	14-10	23-33
5. Charleston So.	13-11	24-30
6. Gardner-Webb	11-13	24-36
7. Winthrop	11-13	18-34
8. Longwood	10-14	20-33
9. Presbyterian	9-15	22-32
10. Radford	8-15	15-33
11. NC A&T	3-21	15-38

\$ - Big South Regular Season Champ

! - Big South Tournament Champ

- Appeared in NCAA Regional

POSTSEASON RESULTS

Big South Championship

Segra Stadium, Fayetteville, N.C.

#1 Campbell 6, #5 Charleston So. 7
#1 Campbell 4, #6 Gardner-Webb 3
#1 Campbell 11, #2 USC Upstate 8
#1 Campbell 10, #5 Charleston So. 6
#1 Campbell 3, #5 Charleston So. 2

Knoxville Regional

Lindsey Nelson Stadium, Knoxville, Tenn.

#3 Campbell 15, #2 Georgia Tech 8
#3 Campbell 7, #1 Tennessee 12
#3 Campbell 5, #2 Georgia Tech 16

TEAM SUPERLATIVES

TEAM BATTING

At-bats: 50 vs Presbyterian (Mar. 27)
Runs: 36 vs Presbyterian (Mar. 27)
Hits: 25 vs Presbyterian (Mar. 27)
RBI: 36 vs Presbyterian (Mar. 27)
Doubles: 6 vs Georgia Tech (June 3)
Triples: 2 vs West Virginia (Mar. 20)
Home runs: 10 vs Presbyterian (Mar. 27)
Walks: 11 vs Charleston So. (May 28)
Strikeouts: 15 vs App State (Feb. 19)
Sac bunts: 3 vs Longwood (Apr. 23)
Sac flies: 4 vs App State (Feb. 18)
Stolen bases: 7 twice
Hit by pitch: 9 vs Presbyterian (Mar. 27)
Caught stealing: 3 twice
Hit into DP: 3 twice

TEAM FIELDING

Putouts: 27 Many Times
Assists: 17 vs Pittsburgh (Mar. 6)
Errors: 5 twice
Passed balls: 2 at High Point (May 15)
DPs turned: 3 twice

TEAM PITCHING

Innings pitched:9.0 Many times
Runs allowed: 16 vs Georgia Tech (June 5)
Earned runs: 15 vs Georgia Tech (June 5)
Walks allowed:11 vs Gardner-Webb (Apr. 3)
Strikeouts: 18 vs App State (Feb. 19)
Hits allowed: 19 vs Georgia Tech (June 5)
2B's allowed: 5 vs Gardner-Webb (Apr. 2)
3B's allowed: 2 twice
HR's allowed: 4 twice
Wild pitches: 8 vs Maryland (Feb. 26)
Hit batters: 5 twice
Fewest Hits: 3 Four Times
Fewest Runs: 0 twice



2022 SEASON REVIEW

INDIVIDUAL SUPERLATIVES

INDIVIDUAL BATTING

At-bats:	7	Jarrold Belbin vs Presbyterian (Mar 27)
Runs:	5	Jarrold Belbin vs Presbyterian (Mar 27)
Hits:	5	Grant Knipp vs Presbyterian (Mar 27)
	5	Connor Denning at Winthrop (May 6)
RBI:	10	Jarrold Belbin vs Presbyterian (Mar 27)
Doubles:	2	Many Times
Triples:	1	Many Times
Home Runs:	3	Bryce Arnold at UNCG (Mar. 15)
	3	Jarrold Belbin vs Presbyterian (Mar 27)
	3	Ty Babin at Ohio State (May 10)
Walks:	3	Many Times
Strikeouts:	4	Zach Williams vs App State (Feb. 19)
	4	Dylan Koontz vs Gardner-Webb (Apr. 2)
Sac bunts:	2	Tyler Halstead at Winthrop (May 7)
Sac flies:	2	Connor Denning vs App State (Feb. 18)
Stolen bases:	4	Tyler Halstead vs High Point (May 14)
Hit by pitch:	3	Waldy Arias vs Presbyterian (Mar. 27)
	3	Ty Babin vs Radford (May 19)
Caught stealing:	2	Drake Pierson vs Radford (May 19)
	2	Jarrold Belbin at NC A&T (Apr. 14)

INDIVIDUAL FIELDING

Putouts:	16	Grant Knipp vs NC A&T (Mar 15)
Assists:	6	Many Times
Errors:	2	Many Times
Passed balls:	2	Ty Babin at High Point (May 15)

INDIVIDUAL PITCHING


Innings pitched:	8.0	Thomas Harrington vs Presbyterian (Mar. 25)
Runs allowed:	10	Jonathan Beymer vs Georgia Tech (June 5)
Earned runs:	9	Jonathan Beymer vs Georgia Tech (June 5)
Walks allowed:	6	Cade Boxrucker vs Charleston Southern (May 28)
Strikeouts:	13	Thomas Harrington vs App State (Feb. 18)
Hits allowed:	10	Jonathan Beymer vs Georgia Tech (June 5)
Doubles allowed:	4	Thomas Harrington vs Georgia Tech (June 3)
Triples allowed:	2	George Ferguson at UNC Greensboro (Mar. 15)
Home runs allowed:	2	Multiple Times
Wild pitches:	3	Daniel Brown and Cade Kuehler
Hit batters:	3	Jonathan Beymer vs Georgia Tech (June 5)

SCORE BY INNING

INNING	1	2	3	4	5	6	7	8	9	EX	Total
Campbell	55	53	53	57	70	62	65	65	43	0	486
Opponents	28	49	34	44	49	35	47	33	31	0	303

2022 MLB DRAFT

Zach NetoR1, P13, LAA
 Thomas HarringtonR1, P36, PIT
 Ryan ChasseR17, P518, TOR



2022 SEASON STATS

2022 Campbell University Baseball Overall Statistics for CAMPBELL (as of Jan 03, 2023) (All games Sorted by Batting avg)

Record: 41-19 Home: 17-9 Away: 17-7 Neutral: 7-3 Big South: 20-3

Player	avg	gp-gs	ab	r	h	2b	3b	hr	rbi	tb	slg%	bb	hp	so	gdp	ob%	sf	sh	sb-att	po	a	e	fld%	
2 NETO, Zach	.407	53-53	199	65	81	23	2	15	50	153	.769	39	11	19	4	.514	6	1	19-20	94	140	15	.940	
14 HALSTEAD, Tyler	.373	43-37	134	43	50	12	1	4	32	76	.567	21	10	21	0	.488	1	4	26-28	68	0	0	1.000	
6 PIERSON, Drake	.333	59-59	219	63	73	16	4	19	63	154	.703	26	21	53	3	.449	1	0	18-24	389	19	3	.993	
9 BABIN, Ty	.319	49-44	163	35	52	7	2	14	50	105	.644	17	11	31	2	.417	1	6	3-4	400	33	4	.991	
10 DENNING, Connor	.311	59-57	219	58	68	16	1	12	56	122	.557	29	9	48	2	.400	8	0	9-12	46	3	1	.980	
21 JORDAN, Logan	.289	53-52	211	35	61	13	1	12	52	112	.531	17	4	47	2	.350	2	3	2-4	79	2	0	1.000	
24 BELBIN, Jarrod	.275	60-59	247	63	68	11	3	19	58	142	.575	32	8	52	3	.374	2	0	19-27	45	83	16	.889	
15 HARRILL, Lawson	.259	57-52	205	48	53	12	2	5	25	84	.410	28	9	54	4	.370	1	2	12-13	95	3	3	.970	
8 ARIAS, Wally	.245	51-47	143	41	35	7	0	4	32	54	.378	34	19	32	1	.444	2	6	11-17	64	117	5	.973	

34 ELLIS, Jack	.375	7-0	8	3	3	0	0	1	2	6	.750	1	1	4	0	.500	0	0	0-0	2	0	0	1.000	
23 KNIPP, Grant	.271	22-16	59	14	16	0	0	4	16	28	.475	7	2	19	1	.362	1	1	1-1	137	25	0	1.000	
20 WILLIAMS, Zach	.268	19-14	56	9	15	5	0	2	5	26	.464	7	2	23	0	.369	0	0	2-2	38	3	2	.953	
16 WINTERS, Drew	.256	21-6	39	11	10	0	0	2	11	16	.410	10	1	7	0	.412	1	0	3-3	13	0	0	1.000	
11 ARNOLD, Bryce	.244	25-23	78	19	19	3	1	5	12	39	.500	10	5	27	1	.366	0	1	4-6	25	37	6	.912	
1 THOMPSON, Dalen	.217	26-10	46	5	10	3	0	0	2	13	.283	7	1	17	1	.327	1	0	2-4	30	10	2	.952	
35 MCPEAK, Tyler	.200	13-3	20	2	4	0	0	0	3	4	.200	1	0	6	0	.238	0	0	0-0	0	0	0	.000	
29 KOONTZ, Dylan	.167	19-8	36	7	6	2	0	0	4	8	.222	3	7	17	1	.348	0	2	1-1	50	3	1	.981	
39 BAREFOOT, Came	.000	6-0	2	2	0	0	0	0	0	0	.000	0	0	2	0	.000	0	0	0-0	0	0	0	.000	
13 CUMMINGS, Ty	.000	1-0	0	0	0	0	0	0	0	0	.000	0	0	0	0	.000	0	0	0-0	4	11	2	.882	
Totals	.299	60	2084	523	624	130	17	118	473	1142	.548	289	121	479	25	.410	27	26	132-166	1602	553	72	.968	
Opponents	.241	60	2038	350	492	93	15	42	308	741	.364	268	87	566	18	.351	18	24	114-134	1555	554	84	.962	

LOB - Team (469), Opp (483). DPs turned - Team (33), Opp (37). IBB - Team (10), NETO, Z 6, BABIN, T. 1, DENNING, C. 1, BELBIN, J. 1, PIERSON, D. 1, Opp (2). Picked off - NETO, Z 2, HARRILL, L. 2, ARIAS, W. 2, HALSTEAD, T. 1, DENNING, C. 1, BELBIN, J. 1.

(All games Sorted by Earned run avg)

Player	era	w-l	app	gs	cg	sho	sv	ip	h	r	er	bb	so	2b	3b	hr	b/avg	wp	hp	bk	sfa	sha
7 HARRINGTON, Tho	2.53	12-2	15	15	0	0/2	0	92.2	69	32	26	18	111	15	1	1	.204	7	9	0	2	3
17 KUEHLER, Cade	4.07	4-6	16	15	0	0/0	0	84.0	57	42	38	38	111	14	1	7	.184	18	5	1	0	3

40 WILLIFORD, Chand	0.00	0-0	1	0	0	0/0	0	1.0	0	0	0	1	0	0	0	0	.000	0	0	0	0	0
38 CHASSE, Ryan	2.81	3-2	26	3	0	0/1	6	41.2	32	25	13	26	60	5	0	1	.204	4	12	0	0	0
25 ANDERSON, Cade	3.12	0-0	11	0	0	0/0	0	8.2	4	4	3	7	11	1	1	0	.148	2	4	0	1	0
37 KANGAS, Garret	3.50	1-0	18	0	0	0/1	2	18.0	20	7	7	4	11	3	1	3	.286	0	3	1	2	1
2 NETO, Zach	3.86	1-0	4	0	0	0/0	3	4.2	6	4	2	3	8	1	0	0	.286	1	1	0	0	0
12 WRIGHT, Brendan	4.00	2-0	12	0	0	0/0	0	9.0	8	6	4	7	9	1	0	0	.242	6	3	0	0	0
13 CUMMINGS, Ty	4.86	4-1	30	0	0	0/0	6	53.2	49	39	29	28	44	11	0	5	.238	10	8	1	3	3
18 O'BRIEN, Cameron	5.25	1-1	15	0	0	0/0	3	24.0	22	14	14	10	22	4	0	2	.239	5	1	0	0	0
36 RUND, Aaron	5.43	5-1	15	13	0	0/0	0	58.0	66	41	35	26	53	14	2	6	.280	4	9	0	1	3
33 BROWN, Peyton	5.68	0-0	7	0	0	0/0	0	6.1	10	6	4	4	6	1	1	0	.357	1	0	0	1	0
32 MURRAY, Jake	6.05	1-1	15	0	0	0/1	0	19.1	16	15	13	17	21	2	1	4	.213	7	2	0	0	1
28 BEYMER, Jonathan	6.30	3-2	18	4	0	0/0	0	50.0	57	46	35	25	37	10	2	4	.297	9	13	1	6	4
5 BOXRUCKER, Cade	7.15	4-0	11	6	0	0/0	0	34.0	40	29	27	22	36	6	1	5	.299	3	11	0	1	2
26 ADAMS, Trent	8.10	0-0	7	0	0	0/0	0	3.1	3	4	3	5	2	0	0	0	.231	2	2	0	0	1
4 IRIZARRY, Jordan	9.00	0-1	4	0	0	0/0	0	3.0	2	3	3	5	5	0	0	0	.200	1	0	0	0	0
27 FERGUSON, Georg	9.78	0-2	10	4	0	0/0	0	19.1	23	24	21	17	17	5	4	3	.295	2	1	0	0	3
29 KOONTZ, Dylan	13.50	0-0	2	0	0	0/0	0	3.1	8	5	5	1	2	0	0	1	.500	2	1	0	1	0
22 BROWN, Daniel	99.00	0-0	2	0	0	0/0	0	0.0	0	4	4	4	0	0	0	0		5	2	0	0	0
Totals	4.80	41-19	60	60	0	2/2	20	534.0	492	350	285	268	566	93	15	42	.241	89	87	4	18	24
Opponents	7.74	19-41	60	60	0	1/1	9	518.1	624	523	446	289	479	130	17	118	.299	75	121	8	27	26

PB - Team (7), BABIN, T. 6, KNIPP, G. 1, Opp (11). Pickoffs - Team (4), HARRINGTON, 2, O'BRIEN, C. 1, CHASSE, R. 1, Opp (9). SBA/ATT - BABIN, T. (89-97), KNIPP, G. (22-32), KUEHLER, C. (23-24), CUMMINGS, T. (13-17), RUND, A. (10-14), BEYMER, J. (12-13), HARRINGTON, (9-13), FERGUSON, G. (6-9), CHASSE, R. (8-9), BOXRUCKER, C (8-8), MURRAY, J. (5-5), O'BRIEN, C. (5-5), WRIGHT, B. (4-5), ANDERSON, C. (3-3), ADAMS, T. (3-3), NETO, Z (3-3), JORDAN, L. (3-3), BROWN, P. (1-2), KANGAS, G. (1-1).

2022 RESULTS

DATE	DAY	OPPONENT	STADIUM	LOCATION	RESULT
Feb. 18	Fri.	Appalachian State	Jim Perry Stadium	Buies Creek	W, 9-0
Feb. 19	Sat.	Appalachian State	Jim Perry Stadium	Buies Creek	L, 1-5
Feb. 20	Sun.	Appalachian State	Jim Perry Stadium	Buies Creek	L, 4-5
Feb. 22	Tues.	East Carolina	Jim Perry Stadium	Buies Creek	L, 3-10
Feb. 25	Fri.	Maryland	Jim Perry Stadium	Buies Creek	L, 0-4
Feb. 26	Sat.	Maryland	Jim Perry Stadium	Buies Creek	L, 1-3
Feb. 27	Sun.	Maryland	Jim Perry Stadium	Buies Creek	L, 2-9
Feb. 28	Mon.	Air Force	Jim Perry Stadium	Buies Creek	W, 3-2
Mar. 2	Wed.	NC State	Jim Perry Stadium	Buies Creek	W, 7-4
Mar. 4	Fri.	Ohio State	Segra Stadium	Fayetteville, N.C.	W, 7-2
Mar. 5	Sat.	Army	Segra Stadium	Fayetteville, N.C.	W, 6-5
Mar. 6	Sun.	Pittsburgh	Segra Stadium	Fayetteville, N.C.	L, 5-11
Mar. 8	Tues.	UNCW	Jim Perry Stadium	Buies Creek	W, 9-8
Mar. 11	Fri.	at Liberty	Liberty Baseball Stadium	Lynchburg, Va.	W, 7-0
Mar. 13	Sun.	at Liberty	Liberty Baseball Stadium	Lynchburg, Va.	L, 3-5
Mar. 15	Tues.	at UNC Greensboro	UNCG Baseball Stadium	Greensboro, N.C.	L, 5-9
Mar. 18	Fri.	West Virginia	Jim Perry Stadium	Buies Creek	W, 8-6
Mar. 19	Sat.	West Virginia	Jim Perry Stadium	Buies Creek	L, 3-6
Mar. 20	Sun.	West Virginia	Jim Perry Stadium	Buies Creek	W, 6-5
Mar. 22	Tues.	at Charlotte	Atrium Health Ballpark	Kannapolis, N.C.	L, 4-12
Mar. 25	Fri.	* Presbyterian	Jim Perry Stadium	Buies Creek	W, 5-2
Mar. 26	Sat.	* Presbyterian	Jim Perry Stadium	Buies Creek	L, 8-12
Mar. 27	Sun.	* Presbyterian	Jim Perry Stadium	Buies Creek	W, 36-4
Mar. 29	Tues.	at Old Dominion	Bud Metheny Stadium	Norfolk, Va.	W, 8-6
Apr. 1	Fri.	* at Gardner-Webb	John Henry Moss Stadium	Boiling Springs, N.C.	W, 4-1
Apr. 2	Sat.	* at Gardner-Webb	John Henry Moss Stadium	Boiling Springs, N.C.	W, 8-6
Apr. 3	Sun.	* at Gardner-Webb	John Henry Moss Stadium	Boiling Springs, N.C.	W, 10-9
Apr. 8	Fri.	* USC Upstate	Jim Perry Stadium	Buies Creek	W, 17-2
Apr. 9	Sat.	* USC Upstate	Jim Perry Stadium	Buies Creek	W, 14-9
Apr. 10	Sun.	* USC Upstate	Jim Perry Stadium	Buies Creek	W, 11-6
Apr. 12	Tues.	at Duke	Durham Bulls Athletic Park	Durham, N.C.	W, 10-6
Apr. 14	Thur.	* at NC A&T	War Memorial Stadium	Greensboro, N.C.	W, 14-10
Apr. 15	Fri.	* at NC A&T	War Memorial Stadium	Greensboro, N.C.	W, 16-6
Apr. 16	Sat.	* at NC A&T	War Memorial Stadium	Greensboro, N.C.	W, 17-1
Apr. 19	Tues.	at North Carolina	Boshamer Stadium	Chapel Hill, N.C.	L, 4-7
Apr. 22	Fri.	* Longwood	Jim Perry Stadium	Buies Creek	W, 9-2
Apr. 23	Sat.	* Longwood	Jim Perry Stadium	Buies Creek	W, 13-3
Apr. 24	Sun.	* Longwood	Jim Perry Stadium	Buies Creek	L, 5-10
Apr. 26	Tues.	at UNCW	Brooks Field	Wilmington, N.C.	W, 13-5
Apr. 27	Wed.	UNC Greensboro	Jim Perry Stadium	Buies Creek	W, 11-7
<i>exam break</i>					
May 4	Wed.	Duke	Jim Perry Stadium	Buies Creek	W, 6-3
May 6	Fri.	* at Winthrop	Winthrop Ballpark	Rock Hill, S.C.	W, 13-10
May 7	Sat.	* at Winthrop	Winthrop Ballpark	Rock Hill, S.C.	W, 8-7
May 8	Sun.	* at Winthrop	Winthrop Ballpark	Rock Hill, S.C.	W, 22-7
May 10	Tues.	at Ohio State	Bill Davis Stadium	Columbus, Ohio	W, 11-1
May 11	Wed.	at Ohio State	Bill Davis Stadium	Columbus, Ohio	W, 10-1
May 13	Fri.	* at High Point	Williard Stadium	High Point, N.C.	W, 8-5
May 14	Sat.	* at High Point	Williard Stadium	High Point, N.C.	L, 10-11
May 15	Sun.	* at High Point	Williard Stadium	High Point, N.C.	W, 16-1
May 17	Tues.	at East Carolina	Clark-LeClair Stadium	Greenville, N.C.	L, 6-7
May 19	Thurs.	* Radford	Jim Perry Stadium	Buies Creek	W, 12-4
May 20	Fri.	* Radford	Jim Perry Stadium	Buies Creek	W, 14-7
May 26	Thurs.	! Charleston Southern	Truist Point	High Point, N.C.	L, 6-7
May 27	Fri.	! Gardner-Webb	Truist Point	High Point, N.C.	W, 4-3
May 27	Fri.	! USC Upstate	Truist Point	High Point, N.C.	W, 11-8
May 28	Sat.	! Charleston Southern	Truist Point	High Point, N.C.	W, 10-6
May 28	Sat.	! Charleston Southern	Truist Point	High Point, N.C.	W, 3-2
June 3	Fri.	# Georgia Tech	Lindsey Nelson Stadium	Knoxville, Tenn.	W, 15-8
June 4	Sat.	# at #1 Tennessee	Lindsey Nelson Stadium	Knoxville, Tenn.	L, 7-12
June 5	Sun.	# Georgia Tech	Lindsey Nelson Stadium	Knoxville, Tenn.	L, 5-16

* Big South Regular Season

! Big South Tournament

NCAA Tournament, Knoxville Regional

2022 CONFERENCE STATS

2022 Campbell University Baseball Conference statistics for CAMPBELL (as of Jan 03, 2023) (Big South games only Sorted by Batting avg)

Record: 20-3 Home: 9-2 Away: 11-1 Big South: 20-3

Player	avg	gp-gs	ab	r	h	2b	3b	hr	rbi	tb	slg%	bb	hp	so	gdp	ob%	sf	sh	sb-att	po	a	e	fld%	
14 HALSTEAD, Tyler	.524	18-17	63	29	33	7	0	3	19	49	.778	12	3	4	0	.608	1	2	22-23	26	0	0	1.000	
6 PIERSON, Drake	.438	23-23	89	37	39	6	2	14	41	91	1.022	12	9	16	0	.545	0	0	9-13	146	10	1	.994	
2 NETO, Zach	.423	17-17	71	29	30	10	0	6	20	58	.817	12	6	2	3	.527	2	1	11-11	27	51	5	.940	
10 DENNING, Connor	.409	23-23	88	35	36	7	1	8	31	69	.784	14	3	12	1	.486	4	0	6-7	5	1	0	1.000	
9 BABIN, Ty	.344	18-16	61	18	21	1	2	7	21	47	.770	7	6	10	1	.459	0	3	2-2	134	16	0	1.000	
24 BELBIN, Jarrod	.327	23-23	101	34	33	4	2	11	35	74	.733	16	7	22	0	.444	2	0	8-12	22	33	6	.902	
21 JORDAN, Logan	.320	23-23	100	22	32	8	0	7	34	61	.610	7	2	24	2	.373	1	2	1-2	40	2	0	1.000	
8 ARIAS, Waldy	.250	23-23	76	27	19	2	0	3	23	30	.395	15	13	15	1	.443	2	3	8-10	38	58	3	.970	
15 HARRILL, Lawson	.250	22-19	76	21	19	5	1	3	9	35	.461	13	3	21	1	.376	1	2	5-5	30	1	2	.939	

23 KNIPP, Grant	.429	10-6	28	9	12	0	0	2	13	18	.643	3	2	6	0	.515	0	1	1-1	71	13	0	1.000	
11 ARNOLD, Bryce	.400	3-3	15	7	6	1	1	1	5	12	.800	2	0	6	0	.471	0	0	1-1	3	4	1	.875	
16 WINTERS, Drew	.360	13-4	25	9	9	0	0	2	11	15	.600	9	1	3	0	.528	1	0	3-3	12	0	0	1.000	
34 ELLIS, Jack	.333	5-0	6	3	2	0	0	1	2	5	.833	1	1	3	0	.500	0	0	0-0	2	0	0	1.000	
20 WILLIAMS, Zach	.286	6-3	14	2	4	1	0	1	2	8	.571	3	0	5	0	.412	0	0	0-0	13	0	1	.929	
29 KOONTZ, Dylan	.182	13-5	22	6	4	2	0	0	3	6	.273	2	6	11	0	.400	0	2	1-1	34	3	1	.974	
1 THOMPSON, Dalen	.000	8-1	7	1	0	0	0	0	1	0	.000	2	0	2	0	.200	1	0	1-1	5	4	0	1.000	
35 MCPEAK, Tyler	.000	4-1	6	0	0	0	0	0	0	0	.000	0	0	1	0	.000	0	0	0-0	0	0	0	.000	
39 BAREFOOT, Came	.000	2-0	1	1	0	0	0	0	0	0	.000	0	0	1	0	.000	0	0	0-0	0	0	0	.000	
13 CUMMINGS, Ty	.000	1-0	0	0	0	0	0	0	0	0	.000	0	0	0	0	.000	0	0	0-0	0	1	1	.500	
Totals	.352	23	849	290	299	54	9	69	270	578	.681	130	62	164	9	.465	15	16	79-92	618	224	21	.976	
Opponents	.244	23	783	135	191	40	6	25	123	318	.406	100	37	227	11	.355	5	9	30-39	594	203	43	.949	

LOB - Team (188), Opp (181). DPs turned - Team (15), Opp (13). IBB - Team (3), NETO, Z 2, DENNING, C. 1, Opp (1). Picked off - ARIAS, W. 1, HARRILL, L. 1, DENNING, C. 1.

(Big South games only Sorted by Earned run avg)

Player	era	w-l	app	gs	cg	sho	sv	ip	h	r	er	bb	so	2b	3b	hr	b/avg	wp	hp	bk	sfa	sha		
7 HARRINGTON, Tho	2.18	7-0	8	8	0	0/0	0	45.1	36	14	11	12	59	6	1	1	.218	3	3	0	0	1		
36 RUND, Aaron	5.08	4-0	7	7	0	0/0	0	33.2	34	24	19	16	27	9	2	5	.258	4	4	0	1	2		
5 BOXRUCKER, Cade	7.71	4-0	7	5	0	0/0	0	25.2	30	24	22	12	29	6	0	5	.291	2	7	0	0	2		

40 WILLIFORD, Chand	0.00	0-0	1	0	0	0/0	0	1.0	0	0	0	1	0	0	0	0	.000	0	0	0	0	0		
26 ADAMS, Trent	0.00	0-0	2	0	0	0/0	0	0.1	0	1	0	1	1	0	0	0	.000	1	2	0	0	0		
38 CHASSE, Ryan	0.79	0-1	7	0	0	0/0	5	11.1	7	3	1	6	18	1	0	0	.175	0	3	0	0	0		
25 ANDERSON, Cade	2.25	0-0	5	0	0	0/0	0	4.0	2	1	1	3	4	0	1	0	.167	0	3	0	1	0		
33 BROWN, Peyton	2.25	0-0	3	0	0	0/0	0	4.0	5	3	1	2	4	1	0	0	.294	0	0	0	0	0		
13 CUMMINGS, Ty	3.71	1-0	9	0	0	0/0	3	17.0	11	10	7	12	19	2	0	3	.180	1	2	0	1	0		
18 O'BRIEN, Cameron	4.50	0-0	6	0	0	0/0	2	12.0	8	6	6	2	15	2	0	0	.186	2	1	0	0	0		
37 KANGAS, Garret	4.50	1-0	7	0	0	0/0	1	10.0	9	5	5	2	7	1	0	3	.237	0	3	0	1	1		
4 IRIZARRY, Jordan	4.50	0-0	2	0	0	0/0	0	2.0	1	1	1	1	3	0	0	0	.143	1	0	0	0	0		
12 WRIGHT, Brendan	6.00	0-0	5	0	0	0/0	0	3.0	1	2	2	2	4	1	0	0	.100	2	1	0	0	0		
28 BEYMER, Jonathan	6.59	2-0	6	0	0	0/0	0	13.2	15	10	10	10	9	4	0	3	.313	3	3	0	1	1		
17 KUEHLER, Cade	7.07	1-1	3	3	0	0/0	0	14.0	18	12	11	6	18	5	0	2	.300	3	1	0	0	2		
32 MURRAY, Jake	10.80	0-1	5	0	0	0/0	0	6.2	7	9	8	7	10	0	1	2	.241	5	1	0	0	0		
27 FERGUSON, Georg	30.86	0-0	3	0	0	0/0	0	2.1	7	8	8	3	0	2	1	1	.500	0	1	0	0	0		
22 BROWN, Daniel	99.00	0-0	1	0	0	0/0	0	0.0	0	2	2	2	0	0	0	0		2	2	0	0	0		
Totals	5.02	20-3	23	23	0	0/0	11	206.0	191	135	115	100	227	40	6	25	.244	29	37	0	5	9		
Opponents	11.68	3-20	23	23	0	0/0	2	198.0	299	290	257	130	164	54	9	69	.352	32	62	5	15	16		

PB - Team (3), BABIN, T. 2, KNIPP, G. 1, Opp (4). Pickoffs - Team (1), HARRINGTON, 1, Opp (3). SBA/ATT - BABIN, T. (24-28), KNIPP, G. (5-9), RUND, A. (5-8), BOXRUCKER, C (7-7), KUEHLER, C. (6-6), HARRINGTON, (2-5), FERGUSON, G. (2-2), BROWN, P. (1-2), MURRAY, J. (2-2), CUMMINGS, T. (1-2), ANDERSON, C. (2-2), JORDAN, L. (1-1), CHASSE, R. (1-1), ADAMS, T. (1-1), BEYMER, J. (0-1).

2022 CATEGORICAL RECORDS

2022 Campbell University Baseball Games Summary for CAMPBELL (as of Jan 03, 2023) (All games)

Score by innings	1	2	3	4	5	6	7	8	9	Total
CAMPBELL	55	53	53	57	70	62	65	65	43	523
Opponents	28	49	34	44	49	35	47	33	31	350

Record when ...			
Overall	41-19	After 6 leading	34-0
Conference	20-3 trailing	6-16
Non-Conference	21-16 tied	1-3
Home games	17-9	After 7 leading	35-1
Away games	17-7 trailing	5-16
Neutral site	7-3 tied	1-2
Day games	22-12	After 8 leading	35-0
Night games	19-7 trailing	3-19
vs Left starter	12-6 tied	3-0
vs Right starter	29-13		
1-Run games	8-4	Hit 0 home runs	4-8
2-Run games	3-2	... 1 home run	13-6
5+Run games	19-7	... 2+ home runs	24-5
Extra innings	0-0		
Shutouts	2-1	Opponent 0 home runs	23-10
	 1 home run	11-5
Scoring 0-2 runs	0-4 2+ HRs	7-4
..... 3-5 runs	5-10		
..... 6-9 runs	14-4	Made 0 errors	18-5
..... 10+ runs	22-1 1 error	8-7
		... 2+ errors	15-7
Opponent 0-2 runs	13-0		
..... 3-5 runs	10-5	Opp. made 0 errors	10-8
..... 6-9 runs	16-6 1 error	11-5
..... 10+ runs	2-8 2+ errors	20-6
Scored in 1st inning	19-3	Out-hit opponent	34-5
Opp. scored in 1st	12-9	Out-hit by opponent	4-12
Scores first	28-6	Hits are tied	3-2
Opp. scores first	13-13		

Record when team scores:

Runs	0	1	2	3	4	5	6	7	8	9	10+
W-L	0-1	0-2	0-1	2-3	2-3	1-4	3-2	3-1	5-1	3-0	22-1

Record when opponent scores:

Runs	0	1	2	3	4	5	6	7	8	9	10+
W-L	2-0	5-0	6-0	3-1	4-1	3-3	7-1	4-3	3-0	2-2	2-8

Record when leading after:

Inn.	1	2	3	4	5	6	7	8
W-L	17-3	25-1	27-3	24-3	31-0	34-0	35-1	35-0

Record when trailing after:

Inn.	1	2	3	4	5	6	7	8
W-L	7-7	9-11	10-11	7-13	6-18	6-16	5-16	3-19

Record when tied after:


Inn.	1	2	3	4	5	6	7	8
W-L	17-9	7-7	4-5	10-3	4-1	1-3	1-2	3-0

Current losing streak: 2
 Longest winning streak: 12
 Longest losing streak: 6

Home attendance : 18965 (26 dates avg = 729)
 Away attendance : 30804 (34 dates avg = 906)
 Total attendance: 49769 (60 dates avg = 829)



HISTORY



CAMPBELL ***BASEBALL***

2022 BIG SOUTH REGULAR SEASON AND TOURNAMENT CHAMPS

HONORS & AWARDS

Big South Player of the Year

Zach Neto.....INF

Big South Pitcher of the Year

Thomas HarringtonRHP

Big South Coach of the Year

Justin Haire

Big South Scholar Athlete of the Year

Thomas HarringtonRHP

All-Big South First Team

Ty Babin R-Sr, C
Jarrod Belbin..... R-Jr, 3B
Ryan Chasse R-Jr, LHP
Connor DenningR-Jr, DH
Tyler Halstead R-Jr, OF
Thomas Harrington So., RHP
Zach Neto.....R-So., SS
Drake Pierson R-Jr, 1B

Second Team

Logan Jordan R-Jr, OF
Cade Kuehler So., RHP
Ty Cummings..... So., RHP

All-Academic

Thomas Harrington So., RHP

Big South All-Tournament Team

Zach Neto (MVP)..... SS
Waldy Arias..... 2B
Jarrod Belbin..... 3B
Ty Cummings.....RHP
Connor Denning DH
Cade KuehlerRHP

Knoxville Regional All-Tournament

Zach Neto..... SS
Tyler HalsteadOF

All-Americans Zach Neto

Perfect Game.....First Team
D1Baseball..... Second Team
Collegiate Baseball News Second Team
ABCA..... Third Team
Baseball America..... Third Team
NCBWA..... Third Team

Thomas Harrington

D1Baseball.....First Team
ABCA.....First Team
Perfect Game..... Second Team
NCBWA..... Second Team
Collegiate Baseball News Second Team
Baseball America..... Third Team

ABCA/Rawlings

All-Region (Atlantic)

Thomas HarringtonFirst-Team
Zach Neto.....First-Team

GOLDEN SPIKES AWARD

Zach Neto..... Preseason Watch List
Thomas HarringtonMidseason/Semifinalist

RECORDS

Overall 41-19
Big South..... 20-3

Home 17-9
Away..... 17-6
Neutral 7-4

BIG SOUTH STANDINGS

TEAM	BIG SOUTH	OVERALL
1. Campbell \$! #	20-3	41-19
2. USC Upstate	17-6-1	35-22-1
3. UNC Asheville	14-9-1	21-29-1
4. High Point	14-10	23-33
5. Charleston So.	13-11	24-30
6. Gardner-Webb	11-13	24-36
7. Winthrop	11-13	18-34
8. Longwood	10-14	20-33
9. Presbyterian	9-15	22-32
10. Radford	8-15	15-33
11. NC A&T	3-21	15-38

\$ - Big South Regular Season Champ

! - Big South Tournament Champ

- Appeared in NCAA Regional

POSTSEASON RESULTS

Big South Championship

Segra Stadium, Fayetteville, N.C.

#1 Campbell 6, #5 Charleston So. 7

#1 Campbell 4, #6 Gardner-Webb 3

#1 Campbell 11, #2 USC Upstate 8

#1 Campbell 10, #5 Charleston So. 6

#1 Campbell 3, #5 Charleston So. 2

Knoxville Regional

Lindsey Nelson Stadium, Knoxville, Tenn.

#3 Campbell 15, #2 Georgia Tech 8

#3 Campbell 7, #1 Tennessee 12

3 Campbell 5, #2 Georgia Tech 16

ROSTER

1	Dalen Thompson	Fr.	INF
2	Zach Neto	R-So.	INF
4	Jordan Irizarry	Fr.	LHP
5	Cade Boxrucker	So.	RHP
6	Drake Pierson	R-Jr.	INF
7	Thomas Harrington	So.	RHP
8	Waldy Arias	R-Jr.	INF
9	Ty Babin	R-Sr.	C
10	Connor Denning	R-Sr.	OF
11	Bryce Arnold	So.	INF
12	Brendan Wright	R-So.	RHP
13	Ty Cummings	So.	RHP
14	Tyler Halstead	R-Jr.	OF
15	Lawson Harrill	R-So.	OF
16	Drew Winters	R-So.	OF
17	Cade Kuehler	So.	RHP
18	Cam O'Brien	R-So.	RHP
19	Fred Sisco	R-So.	RHP
20	Zach Williams	R-Sr.	OF/1B
21	Logan Jordan	R-So.	OF
22	Daniel Brown	So.	LHP
23	Grant Knipp	R-Fr.	C
24	Jarrod Belbin	R-Jr.	INF
25	Cade Anderson	R-So.	RHP
26	Trent Adams	R-So.	LHP
27	George Ferguson	R-Jr.	LHP
28	Jonathan Beymer	R-Sr.	RHP
29	Dylan Koontz	Fr.	INF
30	Andrew Schuldt	Fr.	C
32	Jake Murray	R-So.	LHP
33	Peyton Brown	R-Fr.	RHP
34	Jack Ellis	R-So.	UTL
35	Tyler McPeak	R-So.	C
36	Aaron Rund	R-Jr.	RHP
37	Garret Kangas	Fr.	RHP
38	Ryan Chasse	R-Jr.	LHP
39	Cameron Barefoot	R-Fr.	OF
40	Chandler Williford	So.	RHP
	Wiley Hartley	R-Fr.	RHP
	Anthony Mitta	Fr.	INF
	Jonah Oster	Fr.	C
	Jackson Thompson	R-Fr.	C



2022 BIG SOUTH CHAMPS - KNOXVILLE REGIONAL

BATTING LEADERS

BATTING AVERAGE

1. Zach Neto	.407
2. Tyler Halstead	.373
3. Drake Pierson	.333

SLUGGING PERCENTAGE

1. Zach Neto	.769
2. Drake Pierson	.703
3. Ty Babin	.644

ON-BASE PERCENTAGE

1. Zach Neto	.514
2. Tyler Halstead	.488
3. Drake Pierson	.449

RUNS SCORED

1. Zach Neto	65
2. Drake Pierson	63
Jarrold Belbin	63

HITS

1. Zach Neto	81
2. Drake Pierson	73
3. Jarrod Belbin	68

RUNS BATTED IN

1. Drake Pierson	63
2. Jarrod Belbin	58
3. Connor Denning	56

DOUBLES

1. Zach Neto	23
2. Drake Pierson	16
3. Connor Denning	16

TRIPLES

1. Drake Pierson	4
2. Jarrod Belbin	3
3. Neto/Harrill/Babin	2

HOME RUNS

1. Drake Pierson	19
Jarrold Belbin	19
3. Zach Neto	15

STOLEN BASES

1. Tyler Halstead	26-28
2. Zach Neto	19-20
Jarrold Belbin	19-27

PITCHING LEADERS

WINS

1. Thomas Harrington	12
2. Aaron Rund	5
3. Boxrucker/Kuehler/Neto	4

LOSSES

1. Cade Kuehler	6
2. Beymer/Chasse/Harrington	2

SAVES

1. Ryan Chasse	6
Ty Cummings	6
3. Neto/O'Brien	3

EARNED RUN AVERAGE

1. Thomas Harrington	2.53
2. Ryan Chasse	2.81
3. Cade Kuehler	4.07

(min. 40.0 IP)

INNINGS PITCHED

1. Thomas Harrington	92.2
2. Cade Kuehler	84.0
3. Aaron Rund	58.0

BATTERS STRUCK OUT

1. Thomas Harrington	111
Cade Kuehler	111
3. Ryan Chasse	60

OPPOSING BATTING AVERAGE

1. Cade Kuehler	.184
2. Thomas Harrington	.204
3. Ryan Chasse	.204

(min. 20.0 IP)

APPEARANCES

1. Ty Cummings	30
2. Ryan Chasse	26
3. Garret Kangas/Jonathan Beymer	18

GAMES STARTED

1. Thomas Harrington	15
Cade Kuehler	15
3. Aaron Rund	13

SEASON SCHEDULE

FEBRUARY

Fri. 18	APP STATE.....	W 9-0
Sat. 19	APP STATE.....	L 1-5
Sun. 20	APP STATE.....	L 4-5
Tues. 22	EAST CAROLINA	L 3-10
Fri. 25	MARYLAND	L 0-4
Sat. 26	MARYLAND	L 1-3
Sun. 27	MARYLAND	L 2-9
Mon. 28	AIR FORCE	W 3-2

MARCH

Wed. 2	NC STATE	W 7-4
Fri. 4	vs Ohio State	W 7-2
Sat. 5	vs Army	W 6-5
Sun. 6	vs Pittsburgh.....	L 5-11
Tues. 8	UNCW	W 9-8
Fri. 11	@ Liberty.....	W 7-0
Sun. 13	@ Liberty.....	L 3-5
Tues. 15	@ UNCG	L 5-9
Fri. 18	WEST VIRGINIA.....	W 8-6
Sat. 19	WEST VIRGINIA.....	L 3-6
Sun. 20	WEST VIRGINIA.....	W 6-5
Tues. 22	@ Charlotte	L 4-12
Fri. 25 *	PRESBYTERIAN.....	W 5-2
Sat. 26 *	PRESBYTERIAN.....	L 8-12
Sun. 27 *	PRESBYTERIAN.....	W 36-4
Tues. 29	@ Old Dominion.....	W 8-6

APRIL

Fri. 1 *	@ Gardner-Webb	W 4-1
Sat. 2 *	@ Gardner-Webb	W 8-6
Sun. 3 *	@ Gardner-Webb	W 10-9
Fri. 8 *	USC UPSTATE	W 17-2
Sat. 9 *	USC UPSTATE	W 14-9
Sun. 10 *	USC UPSTATE	W 11-6
Tues. 12	@ Duke	W 10-6
Thu. 14 *	@ NC A&T	W 14-10
Fri. 15 *	@ NC A&T	W 16-6
Sat. 16 *	@ NC A&T	W 17-1
Tues. 19	@ North Carolina.....	L 4-7
Fri. 22 *	LONGWOOD	W 9-2
Sat. 23 *	LONGWOOD	W 13-3
Sun. 24 *	LONGWOOD	L 10-5
Tues. 26	@ UNCW	W 13-4
Wed. 27	UNCG	W 11-7


MAY

Tues. 4	DUKE	W 6-3
Fri. 6 *	@ Winthrop	W 13-10
Sat. 7 *	@ Winthrop	W 8-7
Sun. 8 *	@ Winthrop	W 22-7
Tues. 10	@ Ohio State	W, 11-1
Wed. 11	@ Ohio State	W, 10-1
Fri. 13 *	@ High Point.....	W 8-5
Sat. 14 *	@ High Point.....	L 10-11
Sun. 15 *	@ High Point.....	W 16-1
Tues. 17	@ East Carolina	L 6-7
Thu. 19 *	RADFORD.....	W 12-4
Fri. 20 *	RADFORD	W 14-7
Thur. 26 !	Charleston Southern.....	L 6-7
Fri. 27 !	Gardner-Webb	W 4-3
Fri. 27 !	USC Upstate	W 11-8
Sat. 28 !	Charleston Southern.....	W 10-6
Sat. 28 !	Charleston Southern.....	W 3-2

JUNE

Fri. 3	\$ Georgia Tech.....	W 15-8
Sat. 4	\$ #1 Tennessee	L 7-12
Sun. 5	\$ Georgia Tech.....	L 5-16

* Big South Regular Season
! Big South Tournament - High Point, N.C.
\$ NCAA Tournament - Knoxville Regional



2021 & 2022 Big South POY Zach Neto

2021 BIG SOUTH REGULAR SEASON CHAMPS - STARKVILLE REGIONAL

HONORS & AWARDS

Big South Player of the Year

Zach Neto.....INF

Big South Freshman of the Year

Thomas HarringtonRHP

Big South Coach of the Year

Justin Haire

All-Big South First Team

Matthew Christian R-Sr., INF
 Connor Denning R-Jr., OF
 Logan Heintzman R-Sr., RHP
 Zach Neto R-Fr., INF
 Spencer Packard R-Sr., OF

Second Team

Ryan ChasseR-So., LHP
 Thomas Harrington Fr., RHP
 Kevin WestlakeR-Sr., LHP

Honorable Mention

Collin Wolf R-Sr., INF

All-Academic

Grant Harris R-Sr., OF

Big South All-Tournament Team

Matthew Christian 1B
 Grant HarrisOF
 Spencer PackardOF
 Collin WolfINF

Starkville Regional All-Tournament

Zach NetoINF
 Collin WolfINF

All-Americans Baseball America

Zach Neto Third-Team Freshman

Collegiate Baseball News

Zach Neto Third-Team/Freshman AA
 Thomas HarringtonFreshman AA

NCBWA

Zach Neto Second-Team/Freshman
 Spencer Packard Second-Team
 Matthew ChristianThird-Team

ABCA/Rawlings All-Region (Atlantic)

Matthew Christian First-Team
 Zach Neto First-Team
 Spencer Packard Third-Team

All-America

Zach Neto Third Team

RECORDS

OVERALL

Overall 37-18
 Big South 28-9

Home 22-5
 Away 11-10
 Neutral 4-3

BIG SOUTH STANDINGS

TEAM	BIG SOUTH	OVERALL
1. Campbell \$ #	28-9	37-18
2. USC Upstate	28-12	37-16
3. Gardner-Webb	27-13	29-23
4. Presbyterian ! #	18-16	22-23
5. Radford	17-19	23-23
6. Charleston So.	18-22	18-26
7. Winthrop	16-21	19-27
8. UNC Asheville	14-26	15-33
9. High Point	12-25	14-31
10. Longwood	10-25	17-32

\$ - Big South Regular Season Champ

! - Big South Tournament Champ

- Appeared in NCAA Regional

POSTSEASON RESULTS

Big South Championship

Segra Stadium, Fayetteville, N.C.

#1 Campbell 2, #4 Presbyterian 7

#1 Campbell 5, #2 USC Upstate 3

#1 Campbell 13, #3 Gardner-Webb 9

#1 Campbell 5, #4 Presbyterian 8

Starkville Regional

Dudy Noble Field, Starkville, Miss.

#3 Campbell 4, #2 VCU 19

#3 Campbell 16, #4 Samford 13

#3 Campbell 19, #2 VCU 10

#3 Campbell 5, #1 MSU 6

ROSTER

1	Grant Harris	Sr.	OF
2	Zach Neto	R-Fr.	INF
4	Collin Wolf	R-Sr.	INF
5	Cade Boxrucker	Fr.	RHP
6	Mason De La Cruz	R-So.	INF
7	Thomas Harrington	Fr.	RHP
8	Waldy Arias	R-So.	INF
9	Ty Babin	R-Jr.	C
10	Connor Denning	R-Jr.	OF
11	Bryce Arnold	Fr.	INF
12	Brendan Wright	R-Fr.	RHP
13	Ty Cummings	Fr.	RHP
14	Ryan Parquette	R-Jr.	C
15	Lawson Harrill	R-Fr.	OF
16	Kevin Westlake	R-Sr.	LHP
17	Cade Kuehler	Fr.	RHP
18	Fred Sisco	R-Fr.	RHP
19	Tyler Halstead	R-So.	OF
20	Zach Williams	R-Jr.	OF/1B
21	Marcus Skundrich	R-Sr.	C
22	Daniel Brown	Fr.	OF/LHP
23	Matthew Christian	R-Sr.	1B
24	CJ Peechatka	R-Jr.	OF
25	Spencer Packard	R-Sr.	OF
26	AJ Hrica	R-Sr.	OF
27	John Vanderploeg	R-So.	LHP
28	Jonathan Beymer	R-Jr.	RHP
29	Tyler McPeak	R-Fr.	C
30	Cameron O'Brien	R-Fr.	RHP
31	Logan Heintzman	R-Sr.	RHP
32	Drake Pierson	R-Jr.	OF
33	Cam Cowan	R-Jr.	RHP
34	Jonathan Tyler	R-Sr.	RHP
35	Koby Collins	R-Sr.	INF
36	Aaron Rund	R-So.	RHP
37	Landry Moore	R-Sr.	RHP
38	Ryan Chasse	R-So.	LHP
39	Jack Yusko	R-Sr.	RHP
40	Chandler Williford	Fr.	RHP
	Cameron Barefoot	Fr.	OF
	Peyton Brown	Fr.	RHP
	Wiley Hartley	Fr.	RHP
	Simon Menier	Fr.	OF
	Jake Murray	R-So.	LHP



Campbell after clinching the 2021 Big South Regular Season Championship

2021 BIG SOUTH REGULAR SEASON CHAMPS - STARKVILLE REGIONAL

BATTING LEADERS

BATTING AVERAGE

1. Zach Neto	.405
2. Spencer Packard	.371
3. Matthew Christian	.350

SLUGGING PERCENTAGE

1. Zach Neto	.746
2. Connor Denning	.686
3. Matthew Christian	.685

ON-BASE PERCENTAGE

1. Spencer Packard	.488
Zach Neto	.488
3. Connor Denning	.462

RUNS SCORED

1. Connor Denning	60
2. Bryce Arnold	56
3. Waldy Arias	53
Spencer Packard	53

HITS

1. Spencer Packard	73
2. Matthew Christian	70
Zach Neto	70

RUNS BATTED IN

1. Spencer Packard	67
2. Matthew Christian	65
3. Zach Neto	58

DOUBLES

1. Connor Denning	26
2. Spencer Packard	18
3. Zach Neto	17

TRIPLES

1. Connor Denning	4
Grant Harris	4
3. Zach Neto	3

HOME RUNS

1. Matthew Christian	16
2. Zach Neto	12
3. Connor Denning	11
Spencer Packard	11

STOLEN BASES

1. Waldy Arias	15
2. Zach Neto	12
Collin Wolf	12

PITCHING LEADERS

WINS

1. Logan Heintzman	7
2. Ryan Chasse	6
Thomas Harrington	6

LOSSES

1. Thomas Harrington	3
2. Boxrucker, Kuehler, Chasse, Cummings	2

SAVES

1. Kevin Westlake	4
2. Kuehler, Rund, Sisco	1

EARNED RUN AVERAGE

1. Thomas Harrington	3.45
2. Ryan Chasse	4.60
(min. 50.0 IP)	

INNINGS PITCHED

1. Ryan Chasse	78.1
2. Thomas Harrington	75.2
3. Ty Cummings	46.1

BATTERS STRUCK OUT

1. Thomas Harrington	75
2. Ryan Chasse	74
3. Cade Kuehler	41

OPPOSING BATTING AVERAGE

1. Kevin Westlake	.147
2. Zach Neto	.200
3. Thomas Harrington	.226
(min. 20.0 IP)	

APPEARANCES

1. Ty Cummings	21
2. Logan Heintzman	18
3. Fred Sisco	17

GAMES STARTED

1. Ryan Chasse	15
2. Thomas Harrington	14
3. Cade Kuehler	8

SEASON SCHEDULE

FEBRUARY (4-2)

19	LIBERTY	L 1-4
20	LIBERTY	W 17-3
21	LIBERTY	W 3-2
26	DAYTON	W 8-1
27	DAYTON	L 4-5
28	DAYTON	W 11-2

MARCH (6-6)

2	at NC State	L 6-14
5	GARDNER-WEBB *	L 2-6
6	GARDNER-WEBB (DH) *	W 7-3
6	GARDNER-WEBB (DH) *	W 14-6
9	COLLEGE OF CHARLESTON	W 3-2
12	USC UPSTATE *	L 1-6
13	USC UPSTATE (DH) *	W 4-3
13	USC UPSTATE (DH) *	W 4-2
16	at Winthrop *	PPD
19	at UNC Asheville *	L 6-8
20	at UNC Asheville (DH) *	W 17-4
20	at UNC Asheville (DH) *	L 2-4
23	at High Point *	L 4-9

APRIL (11-5)

2	WINTHROP (DH) *	W 6-5
2	WINTHROP (DH) *	W 8-1
3	WINTHROP *	W 15-6
6	at Winthrop	W 28-11
9	CHARLESTON SO. *	L 6-10
10	CHARLESTON SO. (DH) *	W 12-2
10	CHARLESTON SO. (DH) *	W 7-2
13	at Duke	L 7-14
16	at Gardner-Webb *	W 10-6
17	at Gardner-Webb (DH) *	L 8-10
17	at Gardner-Webb (DH) *	W 10-1
20	HIGH POINT *	W 16-8
23	at Presbyterian *	L 6-7
24	at Presbyterian (DH) *	W 21-5
24	at Presbyterian (DH) *	L 6-12
30	UNC ASHEVILLE *	W 19-1

MAY (14-3)

1	UNC ASHEVILLE (DH) *	W 12-2
1	UNC ASHEVILLE (DH) *	W 9-1
4	at North Carolina	L 3-9
7	at Radford *	W 12-6
8	at Radford (DH) *	W 10-4
8	at Radford (DH) *	W 6-1
11	WINTHROP *	W 12-3
14	at USC Upstate *	W 6-5
15	at USC Upstate (DH) *	W 12-0
15	at USC Upstate (DH) *	W 8-0
20	HIGH POINT *	W 13-3
21	HIGH POINT * (DH)	W 8-5
21	HIGH POINT * (DH)	W 7-4
27	vs Presbyterian !	L 2-7
28	vs USC Upstate (DH) !	W 5-3
28	vs Gardner-Webb (DH) !	W 13-9
29	vs Prebyterian !	L 5-8

JUNE (2-2)

4	vs VCU \$	L 4-19
5	vs Samford \$	W 16-13
6	vs VCU	W 19-10
7	vs Mississippi State \$	L 5-6



2021 Big South POY Zach Neto

2019 BIG SOUTH CHAMPIONS - GREENVILLE REGIONAL

HONORS

**2019 BIG SOUTH
REGULAR SEASON CHAMPIONS**

**2019 BIG SOUTH
TOURNAMENT CHAMPIONS**

NCAA GREENVILLE REGIONAL FINAL

BIG SOUTH PITCHER OF THE YEAR

Michael Horrell SP

BIG SOUTH FRESHMAN OF THE YEAR

Ryan Chasse SP

ALL-BIG SOUTH

Matthew Barefoot, OF 1st Team

Ryan Chasse, SP 1st Team

Luis Gimenez, SS 1st Team

Michael Horrell, SP 1st Team

Collin Wolf, 3B 2nd Team

Wyatt Tyson, RP All-Academic

BIG SOUTH CHAMPIONSHIP

ALL-TOURNAMENT TEAM

Koby Collins Tournament MVP, 1B

Tyler Anshaw 2B

Matthew Barefoot OF

Zach Minnick C

NCAA GREENVILLE REGIONAL

ALL-TOURNAMENT TEAM

Matthew Barefoot OF

Koby Collins 1B

Luis Gimenez SS

Michael Horrell SP

Spencer Packard DH

FRESHMAN ALL-AMERICAN

Ryan Chasse, SP Collegiate Baseball

. NCBWA (2nd Team)

ABCA ATLANTIC ALL-REGION

Matthew Barefoot, OF 2nd Team

RECORDS

Overall: 37-21

Big South: 19-7

Home: 19-6

Away: 12-13

Neutral: 6-2

BIG SOUTH STANDINGS

School	Conf.	Overall
1. Campbell * ! \$	19-7	37-21
2. Radford	19-8	30-27
3. Winthrop	18-9	34-23
4. Presbyterian	16-11	30-29
5. Gardner-Webb	14-13	25-26
6. High Point	14-13	27-27
7. Charleston Southern	11-16	23-36
8. USC Upstate	9-17	23-30
9. UNC Asheville	9-18	16-36
10. Longwood	5-22	11-41

* Big South Regular Season Champions

! Big South Tournament Champions

\$ NCAA Regional

POSTSEASON RESULTS

BIG SOUTH CONFERENCE

BASEBALL CHAMPIONSHIP

Segra Stadium, Fayetteville, N.C.

May 23

#1 Campbell 20 . . . #7 Charleston Southern 7

May 24

#1 Campbell 13 #3 Winthrop 5

May 24

#1 Campbell 8 #3 Winthrop 6

NCAA GREENVILLE REGIONAL

Clark-LeClair Stadium, Greenville, N.C.

May 31

#3 Campbell 5 #2 N.C State 4

June 2

#3 Campbell 9 #4 Quinnipiac 8

June 3

#1 East Carolina 12 #3 Campbell 3

#1 East Carolina 10 #3 Campbell 3

ROSTER & STAFF

1	Grant Harris	Jr.	OF
2	Tyler Anshaw	Sr.	INF
4	Collin Wolf	Jr.	INF
5	Bryce Cota	Jr.	LHP
6	Tyler Gillespy	Fr.	INF
8	Waldy Arias	Fr.	INF
9	Ty Babin	So.	C
10	Phil Simpson	Sr.	LHP
11	Cameron Witt	Jr.	OF
12	Tyson Messer	Sr.	RHP
14	Luis Gimenez	Sr.	INF
15	A.J. Hrica	Jr.	OF
16	Thomas Cogburn	Jr.	RHP
17	Zach Admas	Fr.	RHP
18	Cole Hart	Jr.	LHP
20	Zach Minnick	Sr.	C
22	Julian Blackburn	Sr.	LHP
23	Matthew Christian	Jr.	1B/OF
24	Dawson Pomeroy	Jr.	INF/RHP
25	Spencer Packard	Jr.	OF/1B
26	Seth Johnson	Jr.	RHP
27	Ryan Sutton	Fr.	RHP
28	Matthew Barefoot	R-Jr.	OF/LHP
29	Marcus Skundrich	Jr.	C
30	Michael Horrell	Sr.	RHP
31	Logan Heintzman	R-So.	RHP
32	Wyatt Tyson	Jr.	RHP
33	Joey Skracic	R-Jr.	RHP
34	Jonathan Tyler	R-Jr.	RHP
35	Koby Collins	Jr.	INF
36	Brock Bells	Jr.	INF/OF
37	Landry Moore	Jr.	RHP
38	Ryan Chasse	Fr.	LHP
39	Jack Yusko	Jr.	RHP
40	Kyle Willman	Jr.	C
	Luke Hahn	Fr.	RHP
	Tyler McPeak	Fr.	C
	Jordan Montgomery	So.	RHP
	Brendan Wright	Fr.	RHP

3 Justin Haire Head Coach

21 Chris Marx Assistant Coach

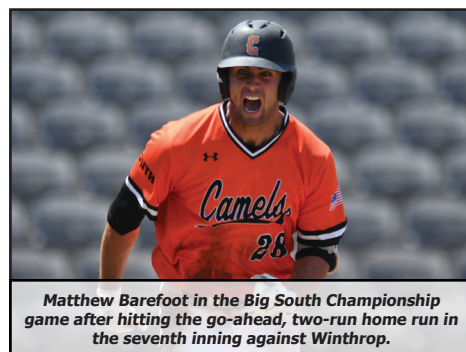
13 Tyler Robinson Assistant Coach

7 Tyler Shewmaker . . . Volunteer Asst. Coach

Ryan Bertram Director of Operations



Koby Collins is awarded Big South Tournament MVP at the 2019 Big South Championship



Matthew Barefoot in the Big South Championship game after hitting the go-ahead, two-run home run in the seventh inning against Winthrop.

2019 BIG SOUTH CHAMPIONS - GREENVILLE REGIONAL

BATTING LEADERS

BATTING AVERAGE

1. Spencer Packard	.323
2. Luis Gimenez	.312
3. Matthew Barefoot	.311

SLUGGING PERCENTAGE

1. Matthew Barefoot	.570
2. Koby Collins	.481
3. Collin Wolf	.466

ON-BASE PERCENTAGE

1. Spencer Packard	.436
2. Collin Wolf	.411
3. Matthew Barefoot	.407

RUNS SCORED

1. Matthew Barefoot	59
2. Luis Gimenez	53
3. Tyler Anshaw	48

HITS

1. Luis Gimenez	74
2. Matthew Barefoot	73
3. Spencer Packard	64

RUNS BATTED IN

1. Matthew Barefoot	48
Collin Wolf	48
3. Spencer Packard	46

DOUBLES

1. Spencer Packard	20
2. Luis Gimenez	15
3. Matthew Barefoot	13
Zach Minnick	13

TRIPLES

1. Tyler Anshaw	3
Matthew Barefoot	3
3. Collin Wolf	2

HOME RUNS

1. Matthew Barefoot	14
2. Collin Wolf	7
3. Tyler Anshaw	6

STOLEN BASES

1. Luis Gimenez	26
2. Matthew Barefoot	25
3. Collin Wolf	11

PITCHING LEADERS

WINS

1. Michael Horrell	10
2. Ryan Chasse	7
3. Logan Heintzman	4
Landry Moore	4

LOSSES

1. Michael Horrell	3
Seth Johnson	3
Phil Simpson	3
Kevin Westlake	3

SAVES

1. Tyson Messer	5
Landry Moore	5
3. Julian Blackburn	1
Logan Heintzman	1
Jonathan Tyler	1

EARNED RUN AVERAGE

1. Michael Horrell	2.62
2. Ryan Chasse	2.95
3. Seth Johnson	4.61

INNINGS PITCHED

1. Michael Horrell	89.1
2. Ryan Chasse	76.1
3. Seth Johnson	66.1

BATTERS STRUCK OUT

1. Michael Horrell	85
2. Seth Johnson	81
3. Ryan Chasse	58

OPPOSING BATTING AVERAGE

1. Ryan Chasse	.224
2. Michael Horrell	.230
3. Seth Johnson	.254

APPEARANCES

1. Logan Heintzman	23
2. Landry Moore	22
3. Tyson Messer	20

GAMES STARTED

1. Ryan Chasse	15
2. Kevin Westlake	13
Michael Horrell	13

SEASON SCHEDULE

FEBRUARY (5-3)

Fri. 15	^ vs. Maryland	W, 10-6 (10)
Sat. 16	^ vs. VCU	L, 7-8
Sun. 17	^ at #12 Coastal Carolina	L, 2-11
Wed. 20	#9 EAST CAROLINA	W, 7-6
Fri. 22	Georgetown	W, 7-4
Sat. 23	Georgetown	W, 7-4
Sun. 24	Georgetown	W, 9-5
Wed. 27	#10 N.C. State	L, 1-10

MARCH (12-7)

Fri. 1	Fairfield	W, 3-2 (10)
Sat. 2	Fairfield	W, 11-6
Sat. 2	Fairfield	W, 6-3
Tue. 5	at Old Dominion	L, 3-4
Fri. 8	at William & Mary	L, 2-5
Sat. 9	at William & Mary	L, 1-4
Sun. 10	at William & Mary	L, 5-14
Wed. 13	N.C. Central	L, 4-7
Sat. 16	* at High Point	W, 13-8
Sun. 17	* at High Point	W, 8-6
Mon. 18	* at High Point	W, 8-2
Wed. 20	at Duke	W, 12-6
Fri. 22	* UNC Asheville	L, 0-3
Sat. 23	* UNC Asheville	W, 21-1
Sun. 24	* UNC Asheville	W, 6-3
Tue. 26	at #9 North Carolina	L, 2-4
Fri. 29	* Presbyterian	W, 5-3
Sat. 30	* Presbyterian	W, 3-2
Sun. 31	* Presbyterian	W, 11-4

APRIL (8-5)

Wed. 3	at N.C. Central	W, 3-1
Fri. 5	* at Gardner-Webb	L, 8-9
Sat. 6	* at Gardner-Webb	W, 10-5
Sun. 7	* at Gardner-Webb	W, 11-3
Tue. 9	at Elon	W, 15-7
Wed. 10	UNC Wilmington	L, 1-5
Fri. 12	* Radford	L, 2-6
Sat. 13	* Radford	W, 6-2
Sun. 14	* Radford	W, 7-0
Tue. 16	at UNC Greensboro	W, 7-4
Thu. 18	* at USC Upstate	W, 9-6
Sat. 20	* at USC Upstate	L, 7-8
Wed. 24	at UNC Wilmington	L, 1-3

MAY (11-4)

Fri. 3	* Charleston Southern	W, 14-0
Sat. 4	* Charleston Southern	L, 3-9
Sun. 5	* Charleston Southern	W, 4-1
Tue. 7	at #17 N.C. State	W, 5-3
Fri. 10	* at Winthrop	L, 4-5
Fri. 10	* at Winthrop	W, 5-4
Sun. 12	* at Winthrop	L, 9-10
Tue. 14	at #6 East Carolina	L, 3-4
Thu. 16	* Longwood	W, 12-1
Fri. 17	* Longwood	W, 13-9
Sat. 18	* Longwood	W, 11-0
Thu. 23	! vs. Charleston Southern	W, 20-7
Fri. 24	! vs. Winthrop	W, 13-5
Sat. 25	! vs. Winthrop	W, 8-6
Fri. 31	\$ vs. #15 N.C. State	W, 5-4

JUNE (1-2)

Sun. 2	\$ vs. Quinnipiac	W, 9-8
Mon. 3	\$ at #7 East Carolina	L, 3-10
Mon. 3	\$ vs. #7 East Carolina	L, 3-12

* - Big South Conference game

^ - Brittain Resorts Invitational (Conway, S.C.)

! - Big South Championship (Fayetteville, N.C.)

\$ - NCAA Greenville Regional (Greenville, N.C.)



The Camels after winning the 2019 Big South Championship in Fayetteville, N.C.

2018 BIG SOUTH CHAMPIONS - ATHENS REGIONAL

HONORS

**2018 BIG SOUTH
REGULAR SEASON CHAMPIONS**

**2018 BIG SOUTH
TOURNAMENT CHAMPIONS**

NCAA ATHENS REGIONAL

BIG SOUTH COACH OF THE YEAR

Justin Haire Head Coach

BIG SOUTH PITCHER OF THE YEAR

Allan Winans SP

BIG SOUTH FRESHMAN OF THE YEAR

Logan Bender RP

ALL-BIG SOUTH

Matthew Barefoot, OF1st Team
Logan Bender, RP1st Team
Jeff Hahs, OF1st Team
Allan Winans, SP1st Team
Michael Horrell, SP2nd Team
Christian Jones, 2B2nd Team
Tyson Messer, RP2nd Team
Kyle Mehl, 3B All-Academic

BIG SOUTH CHAMPIONSHIP

ALL-TOURNAMENT TEAM

Matthew Barefoot Tournament MVP, OF
Harry Thomas RP
Kyle Mehl 3B
Christian Jones 2B

FRESHMAN ALL-AMERICAN

Logan Bender, RP Collegiate Baseball

BCA ATLANTIC ALL-REGION

Christian Jones, INF1st Team
Matthew Barefoot, OF2nd Team

RECORDS

Overall:35-26
Big South:21-6

Home:15-15
Away:16-8
Neutral: 4-3

BIG SOUTH STANDINGS

School	Conf.	Overall
1. Campbell *! \$	21-6	35-26
2. High Point	19-8	34-22
3. Liberty	17-10	32-26
4. Winthrop	15-12	25-31
5. Gardner-Webb	14-13	31-27
6. Radford	14-13	25-32
7. Charleston Southern	10-17	19-35
8. Longwood	9-18	17-38
9. Presbyterian	8-19	15-39
10. UNC Asheville	8-19	13-38

* Big South Regular Season Champions
! Big South Tournament Champions
\$ NCAA Regional

POSTSEASON RESULTS

BIG SOUTH CONFERENCE BASEBALL CHAMPIONSHIP

Liberty Baseball Stadium, Lynchburg, Va.

May 22

#1 Campbell 8 #8 Longwood 1

May 24

#1 Campbell 8 #5 Gardner-Webb 3

May 25

#3 Liberty 10 #1 Campbell 5

#1 Campbell 6 #3 Liberty 4

May 26

#1 Campbell 7 #2 High Point 5

NCAA ATHENS REGIONAL

Foley Field, Athens, Ga.

June 3

#1 Georgia 18 #4 Campbell 5

#2 Duke 16 #4 Campbell 8

ROSTER & STAFF

2	Tyler Anshaw	Jr.	INF
4	Christian Jones	Sr.	INF
5	Bryce Cota	So.	LHP
6	D.J. Gatz	Fr.	INF
8	Wes Noble	Sr.	RHP
9	Ty Babin	Fr.	C
10	Phil Simpson	Jr.	LHP
11	Kyle Mehl	Sr.	INF
12	Tyson Messer	Jr.	RHP
13	Bryce Myers	R-Sr.	OF
14	Luis Gimenez	Jr.	INF
15	Joe Zirolli	Jr.	OF
16	Harry Thomas	R-Sr.	RHP
18	Mason Hayes	R-Jr.	OF
19	Jordan Montgomery	Fr.	RHP
20	Zach Minnick	Jr.	C
22	Julian Blackburn	Jr.	LHP
23	Jimmy Monaghan	Jr.	1B/OF
24	Brandon Jenkins	Fr.	RHP
26	Logan Bender	R-Fr.	RHP
27	Allan Winans	R-Sr.	RHP
28	Matthew Barefoot	R-So.	OF/LHP
29	Jeff Hahs	Sr.	OF/DH
30	Michael Horrell	Jr.	RHP
31	Logan Heintzman	R-Fr.	RHP
32	Wyatt Tyson	So.	RHP
33	Joey Skracic	R-Jr.	RHP
34	Andrew Witczak	R-Sr.	LHP
35	Jonathan D'Ercole	Fr.	C
37	Tanner McLeod	R-Fr.	RHP
38	Jamil Vanheyningen	Fr.	RHP
39	Jack Yusko	So.	RHP
40	Jermaine Vanheyningen	Fr.	RHP
	Jensen Lapoint	Fr.	C

3 Justin Haire Head Coach
21 Chris Marx Assistant Coach
13 Tyler Robinson Volunteer Assistant Coach
Tyler Shewmaker Director of Operations



Christian Jones (left) and Matthew Barefoot (right) at the 2018 Big South Championship.



Harry Thomas at the 2018 Big South Championship.

2018 BIG SOUTH CHAMPIONS - ATHENS REGIONAL

BATTING LEADERS

BATTING AVERAGE

1. Matthew Barefoot	.364
2. Jeff Hahs	.306
3. Kyle Mehl	.287

SLUGGING PERCENTAGE

1. Christian Jones	.588
2. Matthew Barefoot	.585
3. Jeff Hahs	.503

ON-BASE PERCENTAGE

1. Matthew Barefoot	.484
2. Kyle Mehl	.408
3. Jeff Hahs	.402

RUNS SCORED

1. Matthew Barefoot	58
2. Christian Jones	50
3. Jeff Hahs	32

HITS

1. Matthew Barefoot	79
2. Christian Jones	62
3. Tyler Anshaw	54

RUNS BATTED IN

1. Christian Jones	67
2. Bryce Myers	34
3. Matthew Barefoot	32

DOUBLES

1. Matthew Barefoot	18
2. Jeff Hahs	13
Tyler Anshaw	11
Christian Jones	11

TRIPLES

1. Tyler Anshaw	3
Ty Babin	3
Matthew Barefoot	3

HOME RUNS

1. Christian Jones	20
2. Matthew Barefoot	8
3. Jeff Hahs	6
Zach Minnick	6
Bryce Myers	6

STOLEN BASES

1. Matthew Barefoot	33
2. Luis Gimenez	23
3. Tyler Anshaw	0

PITCHING LEADERS

WINS

1. Wes Noble	7
2. Michael Horrell	6
Allan Winans	6

LOSSES

1. Wes Noble	7
2. Michael Horrell	4
Allan Winans	4

SAVES

1. Tyson Messer	8
2. Logan Bender	3
3. Matthew Barefoot	2

EARNED RUN AVERAGE

1. Allan Winans	2.73
2. Michael Horrell	3.75
3. Wes Noble	5.42

INNINGS PITCHED

1. Allan Winans	82.1
2. Wes Noble	76.1
3. Michael Horrell	72.0

BATTERS STRUCK OUT

1. Allan Winans	96
2. Wes Noble	67
3. Brandon Jenkins	65

OPPOSING BATTING AVERAGE

1. Allan Winans	.230
2. Michael Horrell	.256
3. Wes Noble	.263

APPEARANCES

1. Logan Bender	29
2. Tyson Messer	27
3. Harry Thomas	24

GAMES STARTED

1. Michael Horrell	14
Wes Noble	14
Allan Winans	14

SEASON SCHEDULE

FEBRUARY (3-5)

Fri. 16	#25 ST. JOHN'S	L, 1-3
Sat. 17	#25 ST. JOHN'S	L, 0-1 (10)
Sun. 18	#25 ST. JOHN'S	L, 1-7
Wed. 21	EAST CAROLINA	L, 2-7
Fri. 23	^ YALE	W, 9-5
Sat. 24	^ WESTERN MICHIGAN	W, 5-1
Sun. 25	^ MIAMI (OHIO)	L, 6-8 (11)
Wed. 28	PEPPERDINE	W, 15-2

MARCH (12-8)

Fri. 2	CANISIUS	L, 5-9
Sat. 3	at #10 N.C. State	L, 4-21
Sun. 4	BOWLING GREEN	W, 17-3
Wed. 7	#10 N.C. STATE	L, 1-4
Fri. 9	WILLIAM & MARY	L, 2-4
Sat. 10	WILLIAM & MARY	W, 12-0
Sun. 11	WILLIAM & MARY	W, 4-3
Tue. 13	RIDER	W, 9-0
Wed. 14	RIDER	L, 4-13
Fri. 16	* at Charleston Southern	W, 4-3
Sat. 17	* at Charleston Southern	W, 18-2
Sun. 18	* at Charleston Southern	W, 6-5
Tue. 20	#14 DUKE	L, 0-4
Fri. 23	* GARDNER-WEBB	W, 6-3
Sat. 24	* GARDNER-WEBB	W, 4-3
Sun. 25	* GARDNER-WEBB	W, 12-1
Tue. 27	UNC WILMINGTON	L, 3-8
Thu. 29	* at UNC Asheville	W, 10-1
Fri. 30	* at UNC Asheville	L, 7-20
Sat. 31	* at UNC Asheville	W, 9-5

APRIL (8-5)

Wed. 4	at #14 Duke	L, 3-11
Fri. 6	* LIBERTY	L, 1-9
Sat. 7	* LIBERTY	W, 5-4
Sun. 8	* LIBERTY	L, 3-8
Tue. 10	at N.C. Central	W, 3-1
Fri. 13	* at Presbyterian	W, 6-3 (11)
Sat. 14	* at Presbyterian	W, 7-6
Sun. 15	* at Presbyterian	W, 4-3
Tue. 17	at Elon	L, 1-11
Fri. 20	* at Longwood	W, 8-4
Sat. 21	* at Longwood	W, 15-1
Sun. 22	* at Longwood	W, 7-2
Wed. 25	at UNC Wilmington	L, 4-14

MAY (12-6)

Wed. 2	at #5 N.C. State	W, 5-4
Fri. 4	* HIGH POINT	W, 4-2
Sat. 5	* HIGH POINT	L, 3-7
Sun. 6	* HIGH POINT	W, 5-2
Tue. 8	at Ohio State	L, 6-10
Wed. 9	at Ohio State	W, 13-8
Fri. 11	* WINTHROP	W, 6-1
Sat. 12	* WINTHROP	L, 1-5
Sun. 13	* WINTHROP	W, 5-0
Tue. 15	at #9 East Carolina	L, 7-12
Thu. 17	* at Radford	L, 2-3
Fri. 18	* at Radford	W, 6-4
Sat. 19	* at Radford	W, 7-2
Tue. 22	! vs. Longwood	W, 8-1
Thu. 24	! vs. Gardner-Webb	W, 8-3
Fri. 25	! vs. Liberty	L, 5-10
Fri. 25	! vs. Liberty	W, 6-4 (7)
Sat. 26	! vs. High Point	W, 7-5

JUNE (0-2)

Sat. 2	\$ at #9 Georgia	L, 5-18
Sat. 2	\$ vs. #18 Duke	L, 8-16

* - Big South Conference game
 ^ - Campbell Invitational (Buies Creek, N.C.)
 ! - Big South Championship (Fayetteville, N.C.)
 \$ - NCAA Greenville Regional (Greenville, N.C.)



The Camels after winning the 2018 Big South Championship in Lynchburg, Va.

2014 BIG SOUTH CHAMPIONS - COLUMBIA REGIONAL

HONORS

**2014 BIG SOUTH
TOURNAMENT CHAMPIONS**

NCAA COLUMBIA REGIONAL

ALL-BIG SOUTH

Ryan Thompson, RP.1st Team
Heath Bowers, SP2nd Team
Ryan Koopman, PHM
John Reilly, INFHM

BIG SOUTH TOURNAMENT

ALL-TOURNAMENT TEAM

Ryan Thompson Tournament MVP, RP
Elijah Trail.3B
Matt Nadolski OF
Steven Leonard C

NCAA COLUMBIA REGIONAL

ALL-TOURNAMENT TEAM

Matt Nadolski OF

ALL-AMERICAN

Ryan Thompson, RP. NCBWA (3rd Team)
. Baseball America (3rd Team)
. Collegiate Baseball

ABCA ATLANTIC ALL-REGION

Ryan Thompson, RP.2nd Team



Ryan Koopman embraces Heath Bowers (#19) after Bowers exits the game against top-seeded South Carolina at the 2014 NCAA Columbia Regional.

RECORDS

Overall:41-21
Big South:18-8

Home:22-9
Away:12-11
Neutral: 7-1

BIG SOUTH STANDINGS

School	Conf.	Overall
<i>North Division</i>		
1. Liberty * \$	23-3	41-18
2. Campbell ! \$	18-8	41-21
3. High Point	18-9	33-22
4. Radford	17-10	33-23
5. VMI	11-16	25-23
6. Longwood	9-18	22-33
<i>South Division</i>		
1. Winthrop	14-13	27-33
2. Coastal Carolina \$	13-13	24-33
3. Charleston Southern	12-14	30-26
4. Gardner-Webb	11-15	24-31
5. Presbyterian	9-18	19-34-1
6. UNC Asheville	4-22	13-40

* Big South Regular Season Champions
! Big South Tournament Champions
\$ NCAA Regional

POSTSEASON RESULTS

BIG SOUTH CONFERENCE BASEBALL TOURNAMENT

Winthrop Ballpark, Rock Hill, S.C.

May 20

#6 Coastal Carolina 9. #3 Campbell 2

May 22

#3 Campbell 6 #7 Charleston Southern 2

May 23

#3 Campbell 15. #6 Coastal Carolina 11

May 24

#3 Campbell 3 #4 High Point 1

#3 Campbell 2 #4 High Point 1

May 25

#3 Campbell 9 #2 Winthrop 1

NCAA COLUMBIA REGIONAL

Carolina Stadium, Columbia, S.C.

May 30

#1 South Carolina 5. #4 Campbell 2

May 31

#4 Campbell 4 #3 Old Dominion 1


June 1

#1 South Carolina 9. #4 Campbell 0

ROSTER & STAFF

1	Colby Fox	So.	INF
2	Drew Butler	Fr.	INF
4	James Moody	Fr.	OF
5	Brooks Borders	Fr.	INF
6	Steven Leonard	R-So.	C/OF
7	Matt Parrish	So.	C
8	Seth LaRue	Jr.	C/INF
9	Brandon Wilson	Sr.	RHP
10	James Darcy	Jr.	RHP
11	Kyle Prats	R-So.	OF
12	Austin Beard	Jr.	INF
13	Tyler Aiken	Fr.	RHP
14	Curtis Linthicum	So.	LHP
15	Landon Tilley	Fr.	RHP
16	Coley Thompkins	Jr.	RHP
17	Will Albertson	So.	C
18	Ryan Koopman	Sr.	RHP
19	Heath Bowers	Jr.	RHP
20	Clayton Brown	Sr.	OF
21	John Reilly	Sr.	INF
22	Hector Cedano	Sr.	LHP
23	Elijah Trail	Sr.	INF
24	Matt Nadolski	Sr.	OF/LHP
25	Kyle Leady	Jr.	INF/OF
26	Jesse Simmons	So.	OF
27	Ryan Thompson	Sr.	RHP
28	Greg Tonnesen	Fr.	OF
29	Nathan Arp	Fr.	LHP
30	Danny Pardo	Fr.	OF
32	John Allen	Jr.	LHP
33	Bobby Thorson	Jr.	RHP
34	Andrew Witzcak	Fr.	LHP
35	Travis Long	Jr.	RHP
37	Sam Rector	Jr.	INF
38	Aaron Vogt	Sr.	OF

39 Greg Goff Head Coach
3 Justin Haire Associate Head Coach
31 Rick McCarty. Assistant Head Coach
36 Michael DeLucia Volunteer Asst. Coach
Frankie Everitte Director of Operations



Ryan Thompson at the 2014 NCAA Columbia Regional.

2014 BIG SOUTH CHAMPIONS - COLUMBIA REGIONAL

BATTING LEADERS

BATTING AVERAGE

1. Matt Parrish	.324
2. Matt Nadolski	.303
3. John Reilly	.301

SLUGGING PERCENTAGE

1. Matt Nadolski	.451
2. Danny Pardo	.376
3. Matt Parrish	.373

ON-BASE PERCENTAGE

1. Steven Leonard	.386
Danny Pardo	.386
3. Matt Parrish	.377

RUNS SCORED

1. Danny Pardo	50
2. Matt Nadolski	45
3. Steven Leonard	41

HITS

1. Matt Nadolski	74
2. Steven Leonard	61
3. Danny Pardo	57

RUNS BATTED IN

1. Matt Nadolski	47
2. Steven Leonard	29
3. Will Albertson	28
Elijah Trail	28

DOUBLES

1. Matt Nadolski	17
2. Elijah Trail	12
3. Danny Pardo	7

TRIPLES

1. Danny Pardo	3
2. Will Albertson	2
Steven Leonard	2
Matt Nadolski	2

HOME RUNS

1. Matt Nadolski	5
2. Danny Pardo	3
3. Seth LaRue	2
Elijah Trail	2

STOLEN BASES

1. Danny Pardo	13
2. Matt Nadolski	11
3. Steven Leonard	10

PITCHING LEADERS

WINS

1. Heath Bowers	10
2. Hector Cedano	8
Ryan Koopman	8

LOSSES

1. Bobby Thorson	5
2. Heath Bowers	4
3. Andrew Witczak	3

SAVES

1. Ryan Thompson	17
2. Ryan Koopman	2
3. Coley Thompkins	1

EARNED RUN AVERAGE

1. Ryan Thompson	1.33
2. Hector Cedano	2.31
3. Heath Bowers	3.04

INNINGS PITCHED

1. Heath Bowers	115.1
2. Ryan Koopman	99.2
3. Hector Cedano	93.1

BATTERS STRUCK OUT

1. Heath Bowers	101
2. Ryan Thompson	87
3. Ryan Koopman	58

OPPOSING BATTING AVERAGE

1. Ryan Thompson	.219
2. Hector Cedano	.233
3. Heath Bowers	.252

APPEARANCES

1. Ryan Thompson	39
2. Bobby Thorson	26
3. Ryan Koopman	23

GAMES STARTED

1. Heath Bowers	18
2. Hector Cedano	16
3. Ryan Koopman	13

SEASON SCHEDULE

FEBRUARY (7-3)

Sat. 15	LA SALLE	W, 9-2
Sun. 16	LA SALLE	W, 9-4
Sun. 16	LA SALLE	W, 10-6
Tue. 18	at East Carolina	L, 3-8
Fri. 21	MANHATTAN	W, 12-2
Sat. 22	~ DELAWARE	W, 9-2
Sat. 22	~ MANHATTAN	W, 7-4
Sun. 23	~ DELAWARE	L, 2-6
Wed. 26	& vs. Missouri	W, 6-3
Fri. 28	^ ALBANY	L, 3-6

MARCH (12-6)

Sat. 1	^ ARMY	W, 6-5
Sun. 2	^ TOWSON	W, 5-4
Wed. 5	# vs. Appalachian State	W, 8-4
Sat. 8	WILLIAM & MARY	L, 6-7
Sat. 8	WILLIAM & MARY	W, 2-1
Sun. 9	WILLIAM & MARY	L, 7-19
Tue. 11	BALL STATE	W, 4-0
Wed. 12	BALL STATE	W, 4-3
Fri. 14	* at Liberty	L, 1-17
Sat. 15	* at Liberty	L, 1-5
Sat. 15	* at Liberty	W, 6-5
Wed. 19	IONA	W, 6-0
Fri. 21	* at Longwood	W, 4-1 (10)
Sat. 22	* at Longwood	W, 7-3
Sun. 23	* at Longwood	W, 3-0
Sun. 30	* HIGH POINT	L, 6-8
Sun. 30	* HIGH POINT	W, 8-5
Mon. 31	* HIGH POINT	L, 2-10

APRIL (10-5)

Tue. 1	#25 N.C. STATE	L, 2-9 (12)
Wed. 2	at Elon	L, 1-2
Fri. 4	* PRESBYTERIAN	W, 4-0
Sat. 5	* PRESBYTERIAN	W, 10-1
Sun. 6	* PRESBYTERIAN	W, 4-1
Tue. 8	at UNC Wilmington	L, 0-3
Fri. 11	* UNC ASHEVILLE	W, 7-1
Sat. 12	* UNC ASHEVILLE	W, 9-3
Sun. 13	* UNC ASHEVILLE	W, 3-0
Thu. 17	* at Radford	L, 3-10
Fri. 18	* at Radford	W, 5-4
Sat. 19	* at Radford	L, 4-5 (13)
Tue. 22	at N.C. State	W, 9-0
Wed. 23	at Virginia Tech	W, 14-9 (10)
Wed. 30	NORTH CAROLINA A&T	W, 4-1

MAY (12-6)

Fri. 2	* GARDNER-WEBB	L, 5-6
Sat. 3	* GARDNER-WEBB	W, 7-2
Sun. 4	* GARDNER-WEBB	W, 5-2
Tue. 6	at North Carolina	L, 0-5
Fri. 9	* at VMI	W, 6-2
Sat. 10	* at VMI	W, 3-2
Sun. 11	* at VMI	W, 7-6
Tue. 13	UNC WILMINGTON	L, 0-3
Fri. 16	* at Coastal Carolina	W, 7-4
Sat. 17	* at Coastal Carolina	L, 7-10
Tue. 20	! vs. Coastal Carolina	L, 2-9
Thu. 22	! vs. Charleston Southern	W, 6-2
Fri. 23	! vs. Coastal Carolina	W, 15-11
Sat. 24	! vs. High Point	W, 3-1
Sat. 24	! vs. High Point	W, 2-1 (7)
Sun. 25	! vs. Winthrop	W, 9-1
Fri. 30	\$ at South Carolina	L, 2-5
Sat. 31	\$ vs. Old Dominion	W, 4-1 (12)

JUNE (0-1)

Sun. 1	\$ vs. South Carolina	L, 0-9
--------	-----------------------	--------

- * - Big South Conference game
- & - Played at USA Baseball Complex (Cary, N.C.)
- ~ - Campbell Invitational (Buies Creek, N.C.)
- ^ - Campbell Classic (Buies Creek, N.C.)
- # - Played at BB&T Ballpark (Winston-Salem, N.C.)
- ! - Big South Tournament (Rock Hill, S.C.)
- \$ - NCAA Columbia Regional (Columbia, S.C.)



The Camels after winning the 2014 Big South Tournament Championship in Rock Hill, S.C.

2013 BIG SOUTH REGULAR SEASON CHAMPIONS

HONORS

2013 BIG SOUTH REGULAR SEASON CHAMPIONS

BIG SOUTH COACH OF THE YEAR

Greg Goff Head Coach

BIG SOUTH PITCHER OF THE YEAR

Ryan Thompson RP

ALL-BIG SOUTH

Michael Felton, 2B 1st Team
 Ryan Mattes, SP 1st Team
 Ben McQuown, OF 1st Team
 Ryan Thompson, RP 1st Team
 Elijah Trail, 3B 1st Team
 Heath Bowers, SP 2nd Team
 Clayton Brown, OF 2nd Team
 Brent Graham, SS 2nd Team
 David Olson, DH 2nd Team

BIG SOUTH TOURNAMENT

ALL-TOURNAMENT TEAM

Michael Felton 2B
 Ryan Thompson RP

ALL-AMERICAN

Ryan Thompson, RP ABCA (2nd Team)
 Collegiate Baseball (2nd Team)
 CollegeBaseballInsider.com (HM)
 Ben McQuown, OF NCBWA (2nd Team)
 Baseball America (3rd Team)
 CollegeBaseballInsider.com (HM)
 Brent Graham, INF College Sports Madness (4th Team)

ABCA ATLANTIC ALL-REGION

Michael Felton, INF 1st Team
 Ryan Thompson, RP 1st Team
 Heath Bowers, SP 2nd Team

RECORDS

Overall: 49-10
 Big South: 19-5
 Home: 31-5
 Away: 14-4
 Neutral: 4-1

School	Conf.	Overall
<i>North Division</i>		
1. Campbell *	19-5	49-10
2. High Point	15-9	29-29
3. Radford	14-10	30-26
4. Liberty ! \$	13-11	36-29
5. Longwood	12-12	26-28
6. VMI	6-18	20-35
<i>South Division</i>		
1. Coastal Carolina \$	18-6	37-23
2. Gardner-Webb	12-11	29-27-1
3. Charleston Southern	11-13	22-34
4. Presbyterian	10-14	24-32
5. Winthrop	8-15	21-33
6. UNC Asheville	4-18	16-35

* Big South Regular Season Champions
 ! Big South Tournament Champions
 \$ NCAA Regional

BIG SOUTH CONFERENCE BASEBALL TOURNAMENT

Liberty Baseball Stadium, Lynchburg, Va.

May 21

#1 Campbell 4 #8 Charleston Southern 0

May 22

#1 Campbell 4 #4 Radford 3

May 24

#1 Campbell 8 #7 Longwood 6


May 25

#5 Liberty 2 #1 Campbell 1

ROSTER & STAFF

1	Colby Fox	Fr.	INF
2	Austin Beard	So.	INF
4	Trevor Lane	Fr.	LHP/OF
5	Brent Graham	Sr.	INF
6	Ben McQuown	Sr.	OF
7	Nolan McBride	Sr.	C
8	Matt Nadolski	Jr.	OF/LHP
9	Nick Ray	Sr.	INF
10	Michael Felton	Sr.	INF
11	Paul Eyster	Sr.	LHP
12	Logan Self	So.	RHP/OF
13	Michael DeLucia	Sr.	C/INF
14	Curtis Linthicum	So.	LHP
15	Ryan Mattes	Sr.	RHP
16	Coley Thompkins	So.	RHP
17	Will Albertson	Fr.	C
18	Ryan Koopman	Jr.	RHP
19	Heath Bowers	So.	RHP
20	Clayton Brown	Jr.	OF
21	John Reilly	Jr.	INF
22	Hector Cedano	Jr.	LHP
23	Elijah Trail	Jr.	INF
24	Matt Marksberry	R-Jr.	LHP
25	David Olson	Sr.	INF/RHP
26	Jesse Simmons	Fr.	OF
27	Ryan Thompson	Jr.	RHP
28	Michael Griffin	Sr.	LHP
29	Ben Fish	Sr.	C
30	Trey Kennen	Fr.	RHP/OF
32	Blake Boyce	Sr.	C
34	Matt Parrish	Fr.	C
35	Aaron Vogt	Jr.	OF
36	Brandon Wilson	Jr.	RHP
37	Russell Clark	So.	RHP
40	Jordan Farthing	So.	RHP

39 Greg Goff Head Coach
 3 Justin Haire Assistant Coach
 31 Rick McCarty Assistant Coach
 38 Frankie Everitte Volunteer Asst. Coach



Campbell head baseball coach Greg Goff (left) with former Campbell director of athletics Bob Roller (right).



Ben McQuown

2013 BIG SOUTH REGULAR SEASON CHAMPIONS

BATTING LEADERS

BATTING AVERAGE

1. Brent Graham	.374
2. Michael Felton	.371
3. David Olson	.347

SLUGGING PERCENTAGE

1. Brent Graham	.495
2. Michael Felton	.473
3. Ben McQuown	.468

ON-BASE PERCENTAGE

1. Brent Graham	.472
2. David Olson	.467
3. Ben McQuown	.443

RUNS SCORED

1. Ben McQuown	65
2. Brent Graham	57
3. Michael Felton	49

HITS

1. Michael Felton	83
2. Ben McQuown	73
3. Brent Graham	71

RUNS BATTED IN

1. Michael Felton	53
2. Elijah Trail	51
3. Brent Graham	37
David Olson	37

DOUBLES

1. Michael Felton	15
2. Elijah Trail	13
3. Brent Graham	11
Ben McQuown	11
Nick Ray	11

TRIPLES

1. Michael DeLucia	4
Ben McQuown	4
3. Brent Graham	3

HOME RUNS

1. Elijah Trail	7
2. Ben McQuown	4
3. David Olson	3

STOLEN BASES

1. Ben McQuown	54
2. Brent Graham	15
3. Michael Felton	13

PITCHING LEADERS

WINS

1. Heath Bowers	9
Ryan Thompson	9
3. Hector Cedano	8
Matt Marksberry	8
Ryan Mattes	8

LOSSES

1. Ryan Mattes	3
2. Hector Cedano	2
Paul Eyster	2
Matt Marksberry	2

SAVES

1. Ryan Thompson	10
2. David Olson	3
3. Logan Self	2

EARNED RUN AVERAGE

1. Ryan Thompson	0.88
2. Heath Bowers	1.69
3. Ryan Mattes	1.94

INNINGS PITCHED

1. Ryan Mattes	106.2
2. Heath Bowers	90.1
3. Hector Cedano	72.0

BATTERS STRUCK OUT

1. Heath Bowers	80
2. Ryan Mattes	76
3. Matt Marksberry	73

WALKS ALLOWED

1. Ryan Thompson	15
2. Ryan Mattes	18
3. Heath Bowers	22

OPPOSING BATTING AVERAGE

1. Ryan Thompson	.201
2. Heath Bowers	.223
3. Ryan Mattes	.251

APPEARANCES

1. Ryan Thompson	31
2. David Olson	18
3. Logan Self	17

GAMES STARTED

1. Ryan Mattes	16
2. Heath Bowers	14
Hector Cedano	14

SEASON SCHEDULE

FEBRUARY (7-1)

Fri. 15	EASTERN MICHIGAN	W, 8-2
Fri. 15	EASTERN MICHIGAN	L, 6-10
Tue. 19	at East Carolina	W, 6-4
Thu. 21	HARTFORD	W, 9-2
Sat. 23	HARTFORD	W, 18-3
Sun. 24	HARTFORD	W, 9-1
Sun. 24	HARTFORD	W, 10-1 (7)
Wed. 27	at Duke	W, 9-3

MARCH (16-4)

Fri. 1	LAFAYETTE	W, 17-6
Sat. 2	LAFAYETTE	W, 8-3
Sat. 2	LAFAYETTE	W, 7-2
Wed. 6	at #8 N.C. State	L, 2-5
Fri. 8	FAIRLEIGH DICKINSON	W, 15-5
Sat. 9	FAIRLEIGH DICKINSON	W, 15-3
Sat. 9	FAIRLEIGH DICKINSON	W, 10-4
Wed. 13	EAST CAROLINA	W, 8-6
Fri. 15 *	at Gardner-Webb	W, 7-1
Sat. 16 *	at Gardner-Webb	L, 0-4
Sun. 17 *	at Gardner-Webb	W, 11-10
Tue. 19	RIDER	W, 14-6
Wed. 20	RIDER	W, 4-3
Fri. 22 *	at UNC Asheville	W, 4-1
Sat. 23 *	at UNC Asheville	W, 12-8
Sat. 23 *	at UNC Asheville	W, 5-4
Tue. 26	DUKE	W, 6-3
Fri. 29 *	RADFORD	W, 11-3
Sat. 30 *	RADFORD	L, 2-5
Sat. 30 *	RADFORD	L, 2-3

APRIL (14-3)

Tue. 2	at North Carolina A&T	W, 10-2
Wed. 3	OLD DOMINION	W, 8-0
Fri. 5 *	at Presbyterian	W, 7-1 (11)
Sat. 6 *	at Presbyterian	W, 14-3
Sun. 7 *	at Presbyterian	W, 3-1
Tue. 9	NORTH CAROLINA A&T	W, 10-2
Wed. 10	SAVANNAH STATE	L, 1-8
Fri. 12 *	LONGWOOD	L, 2-3
Sat. 13 *	LONGWOOD	W, 1-0
Sat. 13 *	LONGWOOD	W, 5-2
Tue. 16	at N.C. Central	L, 1-5
Wed. 17 #	vs. Appalachian State	W, 11-6
Fri. 19 *	VMI	W, 2-1
Sat. 20 *	VMI	W, 4-3
Sun. 21 *	VMI	W, 8-1
Tue. 23	N.C. CENTRAL	W, 10-0
Wed. 24	UNC GREENSBORO	W, 10-7


MAY (12-2)

Fri. 3 *	at High Point	L, 1-3
Sat. 4 *	at High Point	W, 3-2
Sun. 5 *	at High Point	W, 7-2
Tue. 7	at College of Charleston	W, 6-2
Fri. 10 *	LIBERTY	W, 2-1 (13)
Sat. 11 *	LIBERTY	W, 4-2
Sun. 12 *	LIBERTY	W, 8-6
Thu. 16	NEW ORLEANS	W, 14-0
Fri. 17	NEW ORLEANS	W, 6-0
Sat. 18	NEW ORLEANS	W, 9-6
Tue. 21 !	vs. Charleston Southern	W, 4-0
Wed. 22 !	vs. Radford	W, 4-3
Fri. 24 !	vs. Longwood	W, 8-6
Sat. 25 !	vs. Liberty	L, 1-2

* - Big South Conference game

- Played at Finch Field (Thomasville, N.C.)

! - Big South Tournament (Lynchburg, Va.)



The Camels with the 2013 Big South Regular Season Championship trophy (presented prior to the 2013 Big South Tournament)

1990 BIG SOUTH CHAMPIONS - WEST 1 REGIONAL

HONORS

**1990 BIG SOUTH
TOURNAMENT CHAMPIONS**


NCAA WEST I REGIONAL

ALL-BIG SOUTH

Mike Adcock OF

**BIG SOUTH TOURNAMENT
ALL-TOURNAMENT TEAM**

Chris Wagner Tournament MVP, SP
Ricky Berrier 1B
J.C. Hendrix C
Randy Hood OF
Ed Stanley 3B



Randy Hood

RECORDS

Overall: 15-33
Big South: 6-8

Home: 6-14
Away: 6-18
Neutral: 3-1

BIG SOUTH STANDINGS

School	Conf.	Overall
1. Coastal Carolina *	14-2	40-19
2. Radford	8-7	24-27
3. UNC Asheville	8-9	25-25-1
4. Charleston Southern	6-7	12-36
5. Campbell ! \$	6-8	15-33
6. Augusta	5-8	22-30
7. Winthrop	5-11	22-28-1

* Big South Regular Season Champions
! Big South Tournament Champions
\$ NCAA Regional

POSTSEASON RESULTS

COCA-COLA BIG SOUTH CONFERENCE BASEBALL TOURNAMENT

Coastal Carolina Stadium, Conway, S.C.

May 12

#5 Campbell 12 . . . #4 Charleston Southern 4
#5 Campbell 7 #2 Radford 3

May 14

#5 Campbell 2 #7 Winthrop 1

May 15

#5 Campbell 5 #1 Coastal Carolina 2

NCAA WEST I REGIONAL

Klein Field at Sunken Diamond, Palo Alto, Calif.

May 24

#1 Stanford 7 #6 Campbell 0


May 25

#2 Southern Illinois 8 #6 Campbell 7


ROSTER & STAFF

4	Jack Rogers	Jr.	OF
6	Jon Lucas	Sr.	OF
7	Keith Vickery	Jr.	INF
8	Katsufumi Minei	Sr.	RHP
10	Chris Wagner	Jr.	RHP
11	Spencer Brown	So.	OF
12	Terry Tucker	Sr.	INF
13	Brian Semmens	So.	LHP
14	Ricky Berrier	Jr.	LHP/1B
15	Tom McGraw	Jr.	RHP
16	Mark Law	Jr.	RHP
17	Randy Hood	Sr.	OF
18	Mark Mallette	Fr.	INF/C
19	Lee Cobbler	So.	OF
20	Brad Oakley	Fr.	RHP
22	Stan Rogers	Fr.	INF
23	Scott Payton	Fr.	INF
24	Mike Adcock	Jr.	OF
25	Jack Ledford	Jr.	LHP
28	Ed Stanley	Fr.	INF
29	J.C. Hendrix	So.	C
32	Sean Gleason	Sr.	INF/DH
33	Matt Davis	Fr.	INF
43	John Bowden	Fr.	INF

48 Mike Caldwell Head Coach
45 Roger Parham Assistant Coach
31 Charlie Long Assistant Coach



J.C. Hendrix at the 1990 NCAA West I Regional.



The Camels at the 1990 NCAA West I Regional in Palo Alto, Calif.

1990 BIG SOUTH CHAMPIONS - WEST 1 REGIONAL

BATTING LEADERS

BATTING AVERAGE

1. Randy Hood	.366
2. J.C. Hendrix	.339
3. Mike Adcock	.323

SLUGGING PERCENTAGE

1. J.C. Hendrix	.533
2. Randy Hood	.494
3. Mike Adcock	.371

ON-BASE PERCENTAGE

1. Randy Hood	.498
2. J.C. Hendrix	.460
3. Mike Adcock	.394

RUNS SCORED

1. Randy Hood	47
2. J.C. Hendrix	35
3. Jon Lucas	25

HITS

1. Randy Hood	60
2. J.C. Hendrix	56
3. Jon Lucas	50

RUNS BATTED IN

1. J.C. Hendrix	38
2. Ricky Berrier	24
3. Jon Lucas	20
Ed Stanley	20

DOUBLES

1. J.C. Hendrix	16
2. Randy Hood	11
3. Ricky Berrier	6
Jon Lucas	6

TRIPLES

1. Jon Lucas	3
2. J.C. Hendrix	2
Randy Hood	2
Keith Vickery	2

HOME RUNS

1. Sean Gleason	4
J.C. Hendrix	4
3. Ricky Berrier	2
Lee Cobbler	2
Randy Hood	2

STOLEN BASES

1. Randy Hood	26
2. Mike Adcock	10
3. J.C. Hendrix	6
Ed Stanley	6

PITCHING LEADERS

WINS

1. Brian Semmens	4
2. Jack Ledford	3
Tom McGraw	3
Chris Wagner	3

LOSSES

1. Tom McGraw	9
Chris Wagner	9
3. Brian Semmens	8

SAVES

1. Jack Ledford	4
2. Brad Oakley	1

EARNED RUN AVERAGE

1. Tom McGraw	5.24
2. Brian Semmens	5.48
3. Chris Wagner	5.58

INNINGS PITCHED

1. Brian Semmens	88.2
2. Tom McGraw	87.2
3. Chris Wagner	80.2

BATTERS STRUCK OUT

1. Tom McGraw	55
2. Brian Semmens	44
3. Chris Wagner	39

APPEARANCES

1. Jack Ledford	26
2. Tom McGraw	21
3. Brian Semmens	20
Chris Wagner	20

GAMES STARTED

1. Tom McGraw	13
Chris Wagner	13
3. Brian Semmens	11

SEASON SCHEDULE

FEBRUARY (0-2)

Sat. 17	at South Carolina	L, 5-13
Wed. 28	ATLANTIC CHRISTIAN	L, 3-8

MARCH (5-15)

Thu. 1	PFEIFFER	W, 11-9 (7)
Sat. 3	THE CITADEL	L, 0-4 (6)
Mon. 5	at Georgia Tech	L, 6-8
Tue. 6	at Georgia	L, 4-6
Wed. 7	at Georgia	L, 2-10
Sat. 10	at UNC Charlotte	L, 0-11
Mon. 12 *	at Winthrop	L, 0-8
Tue. 13 *	at Winthrop	W, 9-3
Tue. 13 *	at Winthrop	W, 15-5
Thu. 15	WAKE FOREST	W, 10-4
Fri. 16 *	RADFORD	W, 7-4
Mon. 19	PRINCETON	L, 1-3
Mon. 19	PRINCETON	L, 1-5 (9)
Tue. 20	PRINCETON	L, 11-12
Wed. 21	EAST CAROLINA	L, 2-5
Fri. 23 *	UNC ASHEVILLE	L, 1-18
Sat. 24 *	UNC ASHEVILLE	L, 1-2
Sat. 24 *	UNC ASHEVILLE	L, 3-9
Tue. 27	UNC WILMINGTON	L, 5-8
Tue. 27	UNC WILMINGTON	L, 7-8
Wed. 28	NORTH CAROLINA	L, 0-3

APRIL (3-11)

Tue. 3	N.C. WESLEYAN	L, 7-8
Thu. 5	at UNC Wilmington	L, 4-11
Fri. 6 *	at USC Coastal	L, 8-14
Sat. 7 *	at USC Coastal	L, 1-7
Sat. 7 *	at USC Coastal	L, 3-9
Wed. 11	at Wake Forest	L, 1-6
Thu. 12	at Virginia	L, 7-11
Fri. 13	at Richmond	W, 5-3
Mon. 16	at South Carolina	L, 10-16
Wed. 20 *	BAPTIST	W, 5-4
Sat. 21 *	BAPTIST	L, 0-1
Sat. 21 *	BAPTIST	W, 4-0
Thu. 24	at North Carolina	L, 1-9
Sat. 28	at East Carolina	L, 3-17


MAY (7-4)

Thu. 3	RICHMOND	W, 4-2
Fri. 4 *	at Augusta	W, 13-12
Mon. 7	at UNC Wilmington	W, 8-4
Wed. 9	at Georgia Southern	L, 6-10
Thu. 10	at Clemson	L, 4-8
Sat. 12 !	vs. Baptist	W, 12-4
Sat. 12 !	vs. Radford	W, 7-3
Mon. 14 !	vs. Winthrop	W, 2-1
Tue. 15 !	vs. USC Coastal	W, 5-2
Thu. 24 \$	at Stanford	L, 0-7
Fri. 25 \$	at Southern Illinois	L, 7-8

* - Big South Conference game
! - Big South Tournament (Conway, S.C.)
\$ - West I Regional (Palo Alto, Calif.)



The Camels after winning the 1990 Big South Tournament Championship in Conway, S.C.



Ed Stanley

1988 BIG SOUTH CHAMPIONS

HONORS

1988 BIG SOUTH TOURNAMENT CHAMPIONS


ALL-BIG SOUTH

Charlie Letizia C
 Chris Mitta 1B
 Henry Rochelle OF
 Cory Satterfield P

BIG SOUTH TOURNAMENT

ALL-TOURNAMENT TEAM

Bob Palentchar Tournament MVP, DH
 Ricky Berrier 1B
 Randy Hood OF
 Danny Murphy OF
 Cory Satterfield SP



Kenny Milton

RECORDS

Overall: 32-16
 Big South: 13-8

Home: 17-5
 Away: 13-11
 Neutral: 2-0

BIG SOUTH STANDINGS

School	Conf.	Overall
1. Coastal Carolina *	15-0	35-12
2. Charleston Southern	12-7	27-16
3. Campbell !	10-8	32-16
4. Winthrop	8-8	22-15
5. Augusta	8-10	16-27
6. Radford	4-10	13-26
7. UNC Asheville	1-15	9-32

* Big South Regular Season Champions
 ! Big South Tournament Champions

POSTSEASON RESULTS

BIG SOUTH CONFERENCE BASEBALL TOURNAMENT

Coastal Carolina Stadium, Conway, S.C.

April 21

#3 Campbell 8 #2 Charleston Southern 6
 (12 innings)

April 22

#3 Campbell 6 #1 Coastal Carolina 5
 (10 innings)

April 23

#3 Campbell 17 #2 Charleston Southern 0


ROSTER & STAFF

2	Jimmy Creech	Jr.	INF
3	Vince Onstott	Fr.	INF
4	Mike Dignan	Fr.	INF
6	Jon Lucas	So.	INF
7	Keith Vickery	Fr.	INF
8	Tim Trexler	Sr.	OF
10	Chris Wagoner	Fr.	RHP
11	Bob Palentchar	Jr.	INF
12	Terry Tucker	So.	INF
13	Eric Ellis	Jr.	C
14	Danny Murphy	Sr.	OF
15	Tom McGraw	Fr.	RHP
16	Scott Evans	Sr.	RHP
17	Randy Hood	So.	OF
18	Charlie Letizia	Sr.	C
19	Henry Rochelle	Sr.	OF
20	Kenny Milton	Jr.	RHP
21	Jeff Allen	So.	INF
22	Tommie Culpepper	So.	OF
23	Barry Wilson	Jr.	LHP
24	Mike Adcock	So.	OF
25	Cory Satterfield	Sr.	RHP
26	Chris Mitta	Sr.	INF
27	Mark Law	Fr.	RHP
29	Carl Fox	Fr.	LHP
30	Ricky Berrier	Fr.	LHP

33 Mike Caldwell Head Coach
 32 Greg Berzins Assistant Coach
 28 Darin Cloninger Assistant Coach



Bob Palentchar, the 1988 Big South Tournament MVP.



Scott Evans

1988 BIG SOUTH CHAMPIONS

BATTING LEADERS

BATTING AVERAGE

1. Chris Mitta	.310
2. Danny Murphy	.307
3. Cory Satterfield	.303

SLUGGING PERCENTAGE

1. Chris Mitta	.556
2. Danny Murphy	.535
3. Tim Trexler	.491

ON-BASE PERCENTAGE

1. Danny Murphy	.434
2. Ricky Berrier	.406
3. Chris Mitta	.400

RUNS SCORED

1. Chris Mitta	42
2. Randy Hood	39
3. Bob Palentchar	37

HITS

1. Chris Mitta	53
2. Randy Hood	49
Bob Palentchar	49

RUNS BATTED IN

1. Bob Palentchar	39
2. Chris Mitta	37
3. Charlie Letizia	28

DOUBLES

1. Chris Mitta	12
2. Charlie Letizia	11
3. Bob Palentchar	10
Henry Rochelle	10
Tim Trexler	10

TRIPLES

1. Danny Murphy	3
2. Randy Hood	1
Charlie Letizia	1
Henry Rochelle	1

HOME RUNS

1. Chris Mitta	10
2. Bob Palentchar	6
3. Danny Murphy	5

STOLEN BASES

1. Randy Hood	11
Danny Murphy	11
3. Chris Mitta	6

PITCHING LEADERS

WINS

1. Cory Satterfield	9
2. Kenny Milton	6
Barry Wilson	6

LOSSES

1. Cory Satterfield	4
2. Scott Evans	3
Barry Wilson	3

SAVES

1. Kenny Milton	8
2. Barry Wilson	1

EARNED RUN AVERAGE

1. Cory Satterfield	2.83
2. Kenny Milton	3.19
3. Scott Evans	4.14

INNINGS PITCHED

1. Cory Satterfield	101.2
2. Barry Wilson	78.1
3. Scott Evans	67.1

BATTERS STRUCK OUT

1. Cory Satterfield	90
2. Kenny Milton	67
3. Barry Wilson	62

APPEARANCES

1. Kenny Milton	27
2. Cory Satterfield	14
3. Barry Wilson	13

GAMES STARTED

1. Cory Satterfield	14
2. Barry Wilson	11
3. Scott Evans	10

SEASON SCHEDULE

FEBRUARY (2-1)

Fri. 26	at Georgia	W, 9-4
Sat. 27	at Georgia	W, 10-8
Mon. 29	at South Carolina	L, 0-10

MARCH (16-9)

Tue. 1	at South Carolina	L, 1-2
Wed. 2	at Western Carolina	L, 5-15
Thu. 3	at Western Carolina	W, 6-2
Fri. 4	* UNC ASHEVILLE	W, 6-1
Sat. 5	* UNC ASHEVILLE	W, 12-3
Sat. 5	* UNC ASHEVILLE	W, 6-3
Mon. 7	WESTERN CAROLINA	L, 2-7
Tue. 8	WESTERN CAROLINA	W, 9-1
Wed. 9	WESTERN CAROLINA	W, 10-9
Fri. 11	* RADFORD	W, 9-0
Sat. 12	* RADFORD	L, 5-6
Sat. 12	* RADFORD	W, 6-5
Tue. 15	VERMONT	W, 11-4
Wed. 16	UNC WILMINGTON	W, 5-4
Fri. 18	* BAPTIST	L, 5-15
Sat. 19	* BAPTIST	W, 4-3
Mon. 21	CLEVELAND STATE	W, 6-4
Wed. 23	at East Carolina	W, 7-4
Thu. 24	CLEVELAND STATE	L, 6-8
Fri. 25	* at Winthrop	W, 5-2
Sat. 26	* at Winthrop	L, 2-3
Sat. 26	* at Winthrop	L, 0-1 (8)
Mon. 28	* BAPTIST	W, 5-1
Wed. 30	at UNC Wilmington	W, 4-0
Thu. 31	WAKE FOREST	L, 6-8

APRIL (12-5)

Fri. 1	* at Augusta	W, 4-1
Sat. 2	* at Augusta	L, 3-4
Sat. 2	* at Augusta	W, 13-1
Mon. 4	at Virginia	L, 5-6
Tue. 5	at Liberty	W, 10-4
Wed. 6	UNC WILMINGTON	W, 11-0
Thu. 7	ATLANTIC CHRISTIAN	W, 21-11
Fri. 8	* at Coastal Carolina	L, 2-4
Sat. 9	* at Coastal Carolina	L, 2-13
Sat. 9	* at Coastal Carolina	L, 0-5
Mon. 11	LIBERTY	W, 7-1
Thu. 14	at Atlantic Christian	W, 2-1
Thu. 21	! vs. Baptist	W, 8-6 (12)
Fri. 22	! vs. Coastal Carolina	W, 6-5 (10)
Sat. 23	! vs. Baptist	W, 17-0
Mon. 25	at Wake Forest	W, 3-2
Sat. 30	N.C. WESLEYAN	W, 8-7

MAY (2-1)


Thu. 5	NORTH CAROLINA	W, 7-5
Fri. 6	at N.C. Wesleyan	W, 9-3
Mon. 9	at North Carolina	L, 2-7

* - Big South Conference game

! - Big South Tournament (Conway, S.C.)



The Camels after winning the 1988 Big South Tournament Championship in Conway, S.C.



Cory Satterfield

NCAA TOURNAMENT HISTORY

NCAA TOURNAMENT GAME-BY-GAME RESULTS

#6 seed at NCAA West I Regional

Klein Field at Sunken Diamond, Palo Alto, Calif.

Date	Match-Up	Opp. NR	W/L	Score	Inns	CU Pitcher of Record	CU Save	Attend.	Time
May 24, 1990	at #1 Stanford	1st	L	0-7	9	Tom McGraw (L, 3-9)	--	205	3:57
May 25, 1990	vs. #2 Southern Illinois	10th	L	7-8	9	Chris Wagner (L, 3-9)	--	252	3:26

#4 seed at NCAA Columbia Regional

Carolina Stadium, Columbia, S.C.

Date	Match-Up	Opp. NR	W/L	Score	Inns	CU Pitcher of Record	CU Save	Attend.	Time
May 30, 2014	at #1 South Carolina	-	L	2-5	9	Heath Bowers (L, 10-4)	--	7382	3:01
May 31, 2014	vs. #3 Old Dominion	-	W	4-1	(12)	Ryan Thompson (W, 7-2)	--	5240	3:50
Jun 01, 2014	at #1 South Carolina	-	L	0-9	9	Ryan Koopman (L, 8-2)	--	5986	2:44

#4 seed at NCAA Athens Regional

Foley Field, Athens, Ga.

Date	Match-Up	Opp. NR	W/L	Score	Inns	CU Pitcher of Record	CU Save	Attend.	Time
Jun 02, 2018	at #1 Georgia	9th	L	5-18	9	Wes Noble (L, 7-7)	--	2870	3:16
Jun 02, 2018	vs. #2 Duke	18th	L	8-16	9	Logan Bender (L, 5-2)	--	2627	4:21

#3 seed at NCAA Greenville Regional

Clark-LeClair Stadium, Greenville, N.C.

Date	Match-Up	Opp. NR	W/L	Score	Inns	CU Pitcher of Record	CU Save	Attend.	Time
May 31, 2019	vs. #2 N.C. State	15th	W	5-4	9	Michael Horrell (W, 10-3)	Landry Moore (5)	4239	2:46
Jun 02, 2019	vs. #4 Quinnipiac	-	W	9-8	9	Landry Moore (W, 4-0)	--	4474	3:37
Jun 03, 2019	at #1 East Carolina	7th	L	3-10	9	Kevin Westlake (L, 3-3)	--	4612	3:41
Jun 03, 2019	vs. #1 East Carolina	7th	L	3-12	9	Phil Simpson (L, 2-3)	--	5206	3:36

#3 seed at NCAA Starkville Regional

Clark-LeClair Stadium, Greenville, N.C.

Date	Match-Up	Opp. NR	W/L	Score	Inns	CU Pitcher of Record	CU Save	Attend.	Time
Jun 4, 2021	vs. #2 VCU	-	L	19-4	9	Thomas Harrington (L, 6-3)	-	7577	4:02
Jun 4, 2021	vs. #4 Samford	-	W	16-13	9	Logan Heintzman (W, 7-1)	Kevin Westlake (4)	7851	4:05
Jun 4, 2021	at #2 VCU	-	W	19-10	9	Ty Cummings (W, 2-2)	--	7498	4:34
Jun 4, 2021	vs. #1 Mississippi State	7th	L	5-6	9	Cade Boxrucker (L, 0-2)	--	8251	2:19

#3 seed at NCAA Knoxville Regional

Lindsey Nelson Stadium, Knoxville, Tenn.

Date	Match-Up	Opp. NR	W/L	Score	Inns	CU Pitcher of Record	CU Save	Attend.	Time
June 3, 2022	vs. #2 Georgia Tech	-	W	15-8	9	Thomas Harrington (W, 12-2)	--	3747	3:48
June 4, 2022	at #1 Tennessee	1st	L	7-12	9	Cade Kuehler (L, 4-6)	--	4385	3:47
June 5, 2022	vs #2 Georgia Tech	-	L	5-16	9	Jonathan Beymer ()	--	3676	3:22

RECORDS BY NCAA TOURNAMENT OPPONENT

Opponent	G	W-L	Streak	Last
Duke	1	0-1	L1	2018
East Carolina	2	0-2	L2	2019
Georgia	1	0-1	L1	2018
Georgia Tech	2	1-1	L1	2022
Mississippi State	1	0-1	L1	2021
N.C. State	1	1-0	W1	2019
Old Dominion	1	1-0	W1	2014
Quinnipiac	1	1-0	W1	2019
Samford	1	1-0	W1	2021
South Carolina	2	0-2	L2	2014
Southern Illinois	1	0-1	L1	1990
Stanford	1	0-1	L1	1990
Tennessee	1	0-1	L1	2022
VCU	2	1-1	W1	2021
Totals	15	3-8	L2	2019

RECORDS BY REGIONAL SEED

Seed	App.	G	W-L	Streak	Last
#1	--	--	--	--	--
#2	--	--	--	--	--
#3	3	11	5-6	L1	2022
#4	2	5	1-4	L3	2018
#6	1	2	0-2	L2	1990



Head coach Greg Goff meets with South Carolina head coach Chad Holbrook and the NCAA umpires before the first game of the 2014 NCAA Columbia Regional.

CONFERENCE TOURNAMENT HISTORY

BIG SOUTH TOURNAMENTS

1985 (#1 seed East Division - Buies Creek, N.C.)

May 13	vs. #2-West Armstrong State	L	5	6
May 14	vs. #1-West Columbus	W	10	5
May 14	vs. #2-West Armstrong State	W	11	5
May 15	\$ vs. #2-East Winthrop	L	5	12

1986 (#1 seed East Division - Augusta, Ga.)

May 13	vs. #2-West Coastal Carolina	L	4	5
May 14	vs. #2-East Winthrop	L	4	6

1987 (#1 seed East Division - Augusta, Ga.)

May 14	vs. #2-West Coastal Carolina	L	8	9
May 15	vs. #2-East Winthrop	L	1	8

1988 (#3 seed - Conway, S.C.)

Apr. 21	vs. #2 Baptist	W	8	6	(12 inn.)
Apr. 22	at #1 Coastal Carolina	W	6	5	(10 inn.)
Apr. 23	\$ vs. #2 Baptist	W	17	0	

1990 (#5 seed - Conway, S.C.)

May 12	vs. #4 Baptist	W	12	4
May 12	vs. #2 Radford	W	7	3
May 14	vs. #7 Winthrop	W	2	1
May 15	\$ vs. #1 Coastal Carolina	W	5	2

1991 (#8 seed - Conway, S.C.)

May 11	vs. #1 Coastal Carolina	L	3	7	
May 13	vs. #5 Radford	L	4	5	(10 inn.)

1992 (#6 seed - first round at higher seed, Rock Hill, S.C.)

May 9	at #3 Winthrop	L	4	11	(9 inn.)
May 9	at #3 Winthrop	L	3	8	(9 inn.)

2012 (#2 seed - High Point, N.C.)

May 22	vs. #7 High Point	W	10	4
May 24	vs. #3 Liberty	L	0	7
May 24	vs. #7 High Point	L	5	9

2013 (#1 seed - Lynchburg, Va.)

May 21	vs. #8 Charleston Southern	W	4	0
May 22	vs. #4 Radford	W	4	3
May 24	vs. #7 Longwood	W	8	6
May 25	\$ vs. #5 Liberty	L	1	2

2014 (#3 seed - Rock Hill, S.C.)

May 20	vs. #6 Coastal Carolina	L	2	9	
May 22	vs. #7 Charleston Southern	W	6	2	
May 23	vs. #6 Coastal Carolina	W	15	11	
May 24	vs. #4 High Point	W	3	1	
May 24	vs. #4 High Point	W	2	1	(7 inn.)
May 25	\$ vs. #2 Winthrop	W	9	1	

2015 (#6 seed - Boiling Springs, N.C.)

May 19	vs. #3 Winthrop	L	5	8
May 20	vs. #7 Charleston Southern	W	8	1
May 21	vs. #3 Winthrop	L	1	2

2017 (#8 seed - Lexington, S.C.)

May 25	vs. #1 Winthrop	L	3	4
May 26	vs. #4 High Point	L	5	6

2018 (#1 seed - Lynchburg, Va.)

May 22	vs. #8 Longwood	W	8	1	
May 24	vs. #5 Gardner-Webb	W	8	3	
May 25	vs. #3 Liberty	L	5	10	
May 25	vs. #3 Liberty	W	6	4	(7 inn.)
May 26	\$ vs. #2 High Point	W	7	5	

2019 (#1 seed - Fayetteville, N.C.)

May 23	vs. Charleston Southern	W	20	7
May 24	vs. Winthrop	W	13	5
May 25	\$ vs. Winthrop	W	8	6

2021 (#1 seed - Fayetteville, N.C.)

May 27	vs. #4 Presbyterian	L	2	7
May 28	vs. #2 USC Upstate	W	5	3
May 28	vs. #3 Gardner-Webb	W	13	9
May 29	\$ vs. #4 Presbyterian	L	5	8

\$ Title game

2022 (#1 seed - High Point, N.C.)

May 26	vs. #5 Charleston Southern	L	6	7
May 27	vs. #6 Gardner-Webb	W	4	3
May 27	vs. #2 USC Upstate	W	11	8
May 28	\$ vs. #5 Charleston Southern	W	10	6
May 28	\$ vs. #5 Charleston Southern	W	3	2

\$ Title game

RECORDS BY BIG SOUTH OPPONENT

Opponent	G	W-L	Streak	Last
Charleston Southern	10	9-1	W2	2022
Gardner-Webb	3	3-0	W3	2022
High Point	6	4-2	W1	2018
Longwood	2	2-0	W2	2018
UNC Asheville	0	0-0	-	-
Presbyterian	2	0-2	L2	2021
Radford	3	2-1	W1	2013
USC Upstate	2	2-0	W2	2022
Winthrop	12	4-8	W2	2019
Armstrong State	1	1-1	W1	1985
Coastal Carolina	7	3-4	W1	2014
Columbus	1	1-0	W1	1985
Liberty	4	1-3	W1	2018
Totals	44	26-19	W5	2019

RECORDS BY BIG SOUTH TOURNAMENT SEED

Seed	App.	G	W-L	Streak	Last
#1 (Overall)	5	21	16-5	W4	2022
#1 (East Div.)	3	8	2-6	L5	1987
#2	1	3	1-2	L2	2012
#3	2	9	8-1	W5	2014
#4	0	0	0-0	-	-
#5	1	4	4-0	W4	1990
#6	2	5	1-4	L1	2015
#7	0	0	0-0	-	-
#8	2	4	0-4	L1	2017

ATLANTIC SUN TOURNAMENTS

2000

(#6 seed - Jacksonville, Fla.)

May 17	vs. #1 Central Florida	W	5	0
May 18	vs. #4 Jacksonville	W	4	3
May 19	vs. #3 Stetson	L	0	2
May 19	vs. #5 Georgia State	W	5	3
May 20	\$ vs. #3 Stetson	L	2	15

2001

(#4 seed - Jacksonville, Fla.)

May 16	vs. #3 Jacksonville	L	1	5
May 17	vs. #1 Central Florida	L	3	8

2004

(#6 seed - DeLand, Fla.)

May 26	at #1 Central Florida	L	5	6
May 27	vs. #5 Troy State	L	11	13

2006

(#6 seed - DeLand, Fla.)

May 24	vs. #1 Jacksonville	L	5	6
May 25	vs. #5 East Tennessee State	L	10	11

2008

(#6 seed - DeLand, Fla.)

May 21	vs. #1 Lipscomb	L	0	14
May 22	vs. #2 Mercer	W	11	3
May 23	vs. #3 Belmont	L	3	6

HENRY ROCHELLE'S FIVE HOME RUN GAME



On Mar. 30, 1985, freshman Henry Rochelle accomplished a feat that Babe Ruth, Hank Aaron, Mickey Mantle, Willie Mays, Joe DiMaggio, Ted Williams or any other slugger in the history of Major League Baseball never achieved.

The 1984 Dixon High School (Holly Ridge, N.C.) graduate hit five home runs in a game to establish a record that stood for 14 seasons in the NCAA Division I ranks until

Marshall McDougal of Florida State hit six home runs vs. Maryland on May 9, 1999.

In his "once-in-a-lifetime" game, Rochelle went 8-for-8, scored eight runs, blasted five home runs and knocked in 10 runs. Rochelle established new NCAA records for most home runs (5) and most total bases in a game (23) while tying the NCAA standard for most runs scored in a game (8), which was set by Curt Whittmayer of San Diego State in 1975.

Rochelle's home runs came in the first, third, fourth, seventh and eighth innings. His incredible performance lifted his batting average from .302 to .412 and his slugging average from .419 to .804. He had not homered prior to the game and hit more home runs in that contest than he did during his high school career (4).

"I couldn't believe I hit five," Rochelle said at the time. "I was expecting a lot of breaking balls after I hit the first couple of homers and the last two I hit out were curves. I was just looking to get a base hit when I went to the plate. I guess it's one of those once-in-a-lifetime things. It's kind of hard for me to believe."


Rochelle's records still stand in Campbell University single-game charts for runs scored (8), hits (8), home runs (5), RBI (10) and total bases (23) in a game.

However, his career should be remembered for much more than just one of the 186 games he played. Rochelle finished as a .297 career hitter with 38 doubles, 24 home runs and a .499 slugging percentage. He also owns the best career winning percentage on the mound in Campbell Division I era (since 1978) history at .850, winning 17 of 20 decisions. He also stands tied for sixth in career saves (11).

Rochelle was named to the Big South All-Conference Team as a senior in 1988 when the Camels captured their first conference title as a Division I member.

Campbell scored in every inning of the 38-0 rout of Radford in setting new single game school records for most runs scored (38), most base hits (37), most home runs (10), most total bases (72) and most at-bats (63).


"Henry's hit the ball hard during the year but he just hadn't hit a home run," head coach Cal Koonce said. "We had seen evidence of his power before and he just got some balls he could pull [against Radford]. The ball must have looked like a grapefruit to him up there."



Rochelle in Campbell's 38-0 rout of Radford.



Rochelle (right) after hitting one of his five home runs against Radford.



The Camels congratulate Rochelle (#19) after hitting one of his five home runs of the day.



Rochelle (right) with then-Campbell University President Norman Wiggins (left).

RECORD SETTING SUNDAY

On Sunday March 27, 2022, Campbell exploded for the second most runs in a single game since the Henry Rochelle five-HR game (see previous page). This time, Campbell routed Presbyterian 36-4, setting numerous program and NCAA records in the process.

The 36 runs and 10 home runs would stand as single-game highs by any team in the country that year. Campbell was also hit by nine pitches on the day, the third-most in a single game that season.

The outburst followed 12-8 loss the previous day, one of just three league losses on the year for the Camels. There was little sign of the outburst through two scoreless innings between the sides.

Connor Denning began the scoring with a solo home run to lead off the third inning where the Camels would go on to score 12 runs in the frame. Denning homered again later in the inning tying the NCAA record for HRs in an inning.

Jarrold Belbin tied Rochelle's program-record 10 RBI, going 4-7 with three home runs. Two of his home runs were grand slams, good for the program and NCAA Record of grand slams in a single game. Belbin hit slams in the seventh and eighth inninngs, along with a solo shot in the sixth.

Freshman catcher Grant Knipp collected nine RBI on the day, good for third in program history along with a team-high five hits.

In total, 13 players tallied hits on the day, with seven recording multiple hits. Eleven players notched an RBI, with seven players also recording multiple RBI.


Campbell's 10 home runs traveled a combined distance of 3,573 feet that afternoon, with the longest being Denning's 441 foot blast, his second home run of the third inning.




Jarrold Belbin celebrates his second grand slam, and third HR of the day



Connor Denning hit two home runs in just the second inning, an NCAA record



Grant Knipp drove in nine runs, the third-most in program history



Aaron Rund earned the win, tossing 6.0 IP allowing 2 ER

NCAA Records

- Tied NCAA Record for Grand Slams in an inning
2 (Jarrod Belbin and Grant Knipp, seventh inning, first time since 2018)
- Tied NCAA Record for grand slams in a game
3 (Jarrod Belbin (2), Grant Knipp, first time since 2007)
- Tied NCAA Record for individual home runs in an inning
2 (Connor Denning, third inning, first since 2011)
- Most runs scored in an NCAA game during season
36
- Tied for 6th-most hits in a game during season
25

Program Records

- Single Game RBI
T1: Jarrod Belbin, 10 (ties Henry Rochelle, Mar. 30, 1985)
2: Grant Knipp, 9
- Tied most home runs in single game
10 (ties Mar. 30, 1985)
- 2nd most total bases
Jarrod Belbin, 13 (record is 23 by Henry Rochelle, Mar. 30, 1985)
- 2nd most runs in a game
36 (record is 38, Mar. 30, 1985)
- 2nd largest margin of victory
32 (record is 38-0, Mar. 30, 1985)

FIRST ROUND PICKS

2022 MLB DRAFT



ZACH NETO

ROUND 1, PICK 13, LOS ANGELES ANGELS

Neto became Campbell's highest draft pick in program history when he was selected 13th overall by the LA Angels. Neto was on hand in LA to hear his name called and meet MLB Commissioner Rob Manfred on stage.

Neto left Campbell with the highest career batting average (.403), the highest slugging percentage (.751), and second-highest on base percentage (.500) of any player in the nation with at least 100 at-bats across 2021 and 2022. He was a unanimous all-American across all major publications.

The Miami, Fla. native was back-to-back Big South Player of the Year, hitting .423 in league play in 2022. He also owned a career 5-0 record on the mound along with three saves, seemingly always pitching in high-leverage situations.

Neto's minor league career began shortly after the draft at High-A Tri-City, before getting called to AA Rocket City (Huntsville), where he helped the Trash Pandas win their league championship and a spot in the playoffs.

Neto slashed .320/.382/.492 in his first AA season and has already risen to the #2 prospect in the Angels' organization entering 2023 according to MLB Pipeline.



THOMAS HARRINGTON

ROUND 1, PICK 36, PITTSBURGH PIRATES

Following Neto's selection, Harrington became Campbell's second-highest draft pick the same night when he was selected 36th overall by Pittsburgh. Harrington, a draft eligible sophomore, received the call at a home watch party surrounded by family and friends.

Harrington was the only pitcher in the nation to win 12 games last season, posting a stellar 12-2 record with a 2.53 ERA. He also set the program record with 111 strikeouts on the year. His 2.53 ERA was the second-best in the country among pitchers with at least 90.0 innings.

The Sanford, N.C. native was voted a unanimous all-American by all major publications, including first-team by D1Baseball. He was also tabbed a Golden Spikes Award semifinalist after initially earning a spot on the mid-season watch list.

Harrington pitched at least six innings in every start in 2022, and won 10 straight decisions from Mar. 4 through May 19.

Harrington did not pitch for Pittsburgh in 2022, but has already been tabbed the #10 prospect in the organization ahead of the 2023 season by MLB Pipeline.

CAMELS TO REACH THE SHOW

CURRENT MLB PLAYERS



RYAN THOMPSON

AT A GLANCE

2013-14 at Campbell University
23rd Round Pick by Houston Astros in 2014
MLB Debut: July 24, 2020, with Tampa Bay vs
Toronto Blue Jays
(2.0 IP, 1 H, 0 R, 1 BB)

After being drafted in the 24th round of the 2014 MLB Draft, Thompson spent over five years in the minor leagues. Thompson was selected by the Tampa Bay Rays in the 2018 Rule 5 Draft after missing the season following Tommy John surgery.

Thompson was named to the opening day roster for the Tampa Bay Rays in July of 2020 for the shortened season. He became a staple in the Rays bullpen, appearing in 25 games and throwing 26.1 innings with a 1-2 record and a 4.44 ERA.

He remained a valuable piece of the bullpen during the Rays run to the 2020 World Series. Thompson appeared in each postseason series, including in three of the six World Series games against the LA Dodgers. He pitched 2.2 innings during the World Series and struck out three, one in each outing.

Career Stats (prior to 2023 season)

7-7, 3.50 ERA, 108 G, 1 GS, 4 SV, 103.0 IP, 99 K



CEDRIC MULLINS

AT A GLANCE

2015 Campbell University
13th round pick by the Baltimore Orioles in 2015
MLB Debut: Aug. 10, 2018 with Orioles vs Boston
Red Sox
(3-4, 3 R, 2 RBI, 1 BB as starting CF)

Cedric Mullins made a quick ascent from college to The Show with less than three years in the Orioles organization. In his debut season in 2018, Mullins hit .235 in 45 games with the Orioles.

Mullins established himself as one of the best center fielders in baseball during 2021 as the only player in MLB to record a 30-30 season while taking home the American League silver slugger. He is just the seventh player in the last decade to notch a 30-30 season.

Mullins was the starting center fielder for the 2021 AL All-Star team, making him the second program alum to make an MLB All-Star game, and third overall from Campbell joining Jim and Gaylord Perry.

Career Stats (prior to 2023 season)

.263/.328/.432, 226 R, 416 H, 82 2B, 14 3B
53 HR, 150 RBI, 74 SB

2022 Stats

.258/.318/.403, 157 H, 32 2B, 4 3B, 16 HR
64 RBI, 34 SB

CAMELS TO REACH THE SHOW




JAKE SMITH

2011 at Campbell University
48th round pick by San Francisco Giants in 2011

MLB Debut:
Sept. 7, 2016, with Padres vs. Boston Red Sox
(1.0 IP in relief, 2 H, 0 K, 0 BB, 1 ER)

San Diego Padres (2016)

MLB Career:
1-0, 4.50 ERA, 4 G, 1 GF, 4.0 IP, 3 K



MATT MARKSBERRY

2010-13 at Campbell University
15th round pick by the Atlanta Braves in 2013

MLB Debut:
July 21, 2015, with the Braves vs. Philadelphia Phillies
(1.2 IP in relief, 2 H, 0 K, 1 BB, 0 ER)

Atlanta Braves (2015-16)

MLB Career:
0-3, 5.06 ERA, 35 G, 26.2 IP, 23 K




CALVIN KOONCE

1959-61 at Campbell College
Signed as a free agent by the Chicago Cubs in 1961

MLB Debut:
April 14, 1962, with the Cubs vs. St. Louis Cardinals
(3.1 IP in relief, 4 H, 1 K, 2 BB, 2 ER)

Chicago Cubs (1962-67)
New York Mets (1967-70)
Boston Red Sox (1970-71)

10-Year MLB Career:
47-49, 3.78 ERA, 334 G, 90 GS, 9 CG, 971.0 IP, 504 K



GAYLORD PERRY (HOF, 2x CY YOUNG, 5x ALL-STAR)

1958-61 at Campbell College
Signed with the San Francisco Giants in 1958

MLB Debut:
April 14, 1962, with Giants vs. Cincinnati Reds
(2.2 IP as starter, 5 H, 1 K, 1 BB, 4 ER)

San Francisco Giants (1962-71), Cleveland Indians (1972-75),
Texas Rangers (1975-77, 80), San Diego Padres (1978-79),
New York Yankees (1980), Atlanta Braves (1981),
Seattle Mariners (1983), Kansas City Royals (1983)

22-Year MLB Career:
314-265, 3.11 ERA, 777 G, 690 GS, 5350.0 IP, 3534 K



EARL STEPHENSON


1966-67 at Campbell College
3rd round pick by Chicago Cubs in 1967

MLB Debut:
April 14, 1962, with Cubs vs. St. Louis Cardinals
(2.0 IP in relief, 0 H, 0 K, 2 BB, 0 ER)

Chicago Cubs (1971)
Milwaukee Brewers (1972)
Baltimore Orioles (1977-78)

4 Years in MLB:
4-5, 3.57 ERA, 54 G, 13 GF, 113.1 IP, 50 K

CAMELS TO REACH THE SHOW



DON PRINCE

1956-58 at Campbell College


Signed with Chicago Cubs in 1958

MLB Debut:

Sept. 21, 1962, with Cubs at New York Mets
(1.0 IP in relief, 0 H, 0 K, 1 BB, 0 ER)

Chicago Cubs (1962)

1-Year MLB Career:
0-0, 0.00 ERA, 1 G, 1 GF, 1.0 IP, 0 K



JIM PERRY (HOF, 1970 CY YOUNG, 3x ALL-STAR)

1955-56 at Campbell College


Signed with Cleveland Indians in 1956

MLB Debut:

April 23, 1959, with Indians at Detroit Tigers
(4.2 IP as starter, 7 H, 1 K, 4 BB, 4 ER)

Cleveland Indians (1959-63, 74-75)
Minnesota Twins (1963-72)
Detroit Tigers (1973)
Oakland Athletics (1975)

17-Year MLB Career:
215-174, 3.45 ERA, 630 G, 447 GS, 3285.2 IP, 1576 K



RUBE MELTON

1935 at Campbell College

Selected by the Philadelphia Phillies in 1939

MLB Debut:

April 17, 1941, with Phillies vs. Boston Braves
(3.0 IP as starter, 6 H, 4 K, 0 BB, 1 ER)

Philadelphia Phillies (1941-42)
Brooklyn Dodgers (1943-47)

6-Year MLB Career:
20-25, 3.35 ERA, 95 G, 53 GS, 13 CG, 411.0 IP, 199 K



WOODY UPCHURCH

Campbell College

Signed with Philadelphia Athletics

MLB Debut:

Sept. 14, 1935 with Athletics vs. Chicago White Sox
(9.0 IP as starter, 9 H, 1 K, 2 BB, 3 ER, L)

Philadelphia Athletics (1935-36)

2-Year MLB Career:
0-4, 7.42 ERA, 10 G, 5 GS, 43.2 IP, 8 K



CAMELS IN THE MLB DRAFT / SIGNED CONTRACTS

Year	Athlete	Pos.	Rd. (Pick)	Club	Year	Athlete	Pos.	Rd. (Pick)	Club
1935	Woody Upchurch	LHP	Free Agent	Philadelphia Athletics	2000	Daniel Hall	RHP	15th (441)	Milwaukee Brewers
1939	Rube Melton	RHP	Free Agent	Philadelphia Phillies		Byron Batson	RHP	42nd (1249)	Milwaukee Brewers
1956	Jim Perry	RHP	Free Agent	Cleveland Indians	2001	Tommy Bayrer	RHP	17th (506)	Houston Astros
1958	Gaylord Perry	RHP	Free Agent	San Francisco Giants		Bradley Coates	INF	Free Agent	Atlanta Braves
	Don Prince	RHP	Free Agent	Chicago Cubs		Andy High	LHP	Free Agent	Milwaukee Brewers
1961	Calvin Koonce	RHP	Free Agent	Chicago Cubs	2002	Nic Carter	OF	4th (109)	Milwaukee Brewers
1967	Earl Stephenson	LHP	3rd (38) #	Chicago Cubs	2003	Derek Barrows	3B	30th (903)	San Francisco Giants
	Edward Fisher	INF	20th (391) *	Atlanta Braves	2009	Ryan Hamme	CF	31st (943)	Chicago White Sox
1971	Harold Ingle	INF	42nd (787)	San Francisco Giants	2011	Jake Smith	RHP	48th (1467)	San Francisco Giants
1974	Marvin Townsend	INF	1st (18) ^	Boston Red Sox	2013	Matt Marksberry	LHP	13th (463)	Atlanta Braves
	John Cline	C	16th (384)	Baltimore Orioles		Ben McQuown	CF	30th (911)	Oakland Athletics
1979	Brad Thorp	RHP	Free Agent	Los Angeles Dodgers		Ryan Mattes	RHP	Free Agent	Kansas City Royals
1981	Wayne Dale	C	16th (398) *	Texas Rangers	2014	Ryan Thompson	RHP	23rd (676)	Houston Astros
1982	Terry Strickland	3B	13th (281) #	Montreal Expos	2015	Cedric Mullins	OF	13th (403)	Baltimore Orioles
	Wayne Dale	C	24th (608)	Cleveland Indians		Steven Leonard	C	23rd (677)	Colorado Rockies
1983	Darin Cloninger	RHP	11th (272)	San Diego Padres		Heath Bowers	RHP	24th (728)	Oakland Athletics
1984	Joe Stephenson	RHP	13th (318)	Cleveland Indians	2016	Matt Sergey	RHP	Free Agent	Oakland Athletics
	Bob Posey	3B	14th (359)	Atlanta Braves	2018	Allan Winans	RHP	17 (500)	New York Mets
1985	Marty Warren	RHP	8th (189)	Chicago White Sox		Wes Noble	RHP	Free Agent	Detroit Tigers
	Bill Wilkes	1B	17th (427)	Cleveland Indians	2019	Seth Johnson	RHP	1 (41)	Tampa Bay Rays
1986	John Posey	C	2nd (44)	Baltimore Orioles		Matthew Barefoot	OF	6 (196)	Houston Astros
	David Walters	RHP	12th (303)	Boston Red Sox		Tyson Messer	RHP	9 (260)	Chicago White Sox
	James White	OF	Free Agent	Chicago White Sox		Michael Horrell	RHP	30 (916)	Houston Astros
1987	Greg Cloninger	SS	39th (985)	Atlanta Braves	2021	Spencer Packard	OF	9 (264)	Seattle Mariners
1988	Cory Satterfield	RHP	26th (678)	St. Louis Cardinals		Cam Cowan	RHP	Free Agent	Cincinnati Reds
	Chris Mitta	INF	Free Agent	Atlanta Braves	2022	Zach Neto	SS	1st (13)	Los Angeles Angles
1990	LaGrande Russell	RHP	17th (458)	Seattle Mariners		Thomas Harrington	RHP	1st (36)	Pittsburgh Pirates
	Randy Hood	OF	Free Agent	Milwaukee Brewers		Ryan Chasse	LHP	17th (518)	Toronto Blue Jays
1995	Kenneth Collins	RHP	Free Agent	Atlanta Braves		Jonathan Beymer	RHP	Free Agen	Milwaukee Brewers
1996	Reggie Davis	C	15th (455)	Arizona Diamondbacks	# - The January Amateur Draft (1966-85)				
	Matt Buckley	RHP	25th (750)	Cincinnati Reds	^ - June Secondary Draft				
	Willy Kingsbury	C	Free Agent	Boston Red Sox	* - Did not sign				
1997	Daniel Hall	RHP	30th (923) *	Arizona Diamondbacks					
	Aaron Miller	LHP	46th (1347)	Minnesota Twins					
1998	Chris Warren	OF	Free Agent	Boston Red Sox	<p>Matt Marksberry pitching for the Atlanta Braves in 2015.</p>				

MLB DRAFT PICKS BY CLUB

Arizona Diamondbacks (2)

1996	Reggie Davis	15th	455	Catcher
1997	Daniel Hall *	30th	923	Right-Handed Pitcher

Atlanta Braves (4)

1967	Edward Fisher *	20th	391	Shortstop
1984	Bob Posey	14th	359	Third Baseman
1987	Greg Cloninger	39th	985	Shortstop
2013	Matt Marksberry	13th	463	Left-Handed Pitcher

Baltimore Orioles (3)

1974	John Cline	16th	384	Catcher
1986	John Posey	2nd	44	Catcher
2015	Cedric Mullins	13th	403	Outfielder

Chicago Cubs (1)

1967	Earl Stephenson #	3rd	38	Left-Handed Pitcher
------	-------------------	-----	----	---------------------

Chicago White Sox (3)

1985	Marty Warren	8th	189	Right-Handed Pitcher
2009	Ryan Hamme	31st	943	Center Fielder
2019	Tyson Messer	9th	260	Right-Handed Pitcher

Cincinnati Reds (1)

1996	Matt Buckley	25th	570	Right-Handed Pitcher
------	--------------	------	-----	----------------------

Cleveland Indians (3)

1982	Wayne Dale	24th	608	Catcher
1984	Joe Stephenson	13th	318	Right-Handed Pitcher
1985	Bill Wilkes	17th	427	First Baseman

Colorado Rockies (1)

2015	Steven Leonard	23rd	677	Catcher
------	----------------	------	-----	---------

Detroit Tigers (0)

Houston Astros (4)

2001	Tommy Bayrer	17th	506	Right-Handed Pitcher
2014	Ryan Thompson	23rd	676	Right-Handed Pitcher
2019	Matthew Barefoot	6th	196	Outfielder
	Michael Horrell	30th	916	Right-Handed Pitcher

Kansas City Royals (0)

Los Angeles Angels (1)

2022	Zach Neto	1st	13	Shortstop
------	-----------	-----	----	-----------

Los Angeles Dodgers (0)

Miami Marlins (0)

Milwaukee Brewers (3)

2000	Daniel Hall	15th	441	Right-Handed Pitcher
	Byron Batson	42nd	1249	Right-Handed Pitcher
2002	Nic Carter	4th	109	Outfielder

Minnesota Twins (1)

1997	Aaron Miller	46th	1347	Left-Handed Pitcher
------	--------------	------	------	---------------------

New York Mets (1)

2017	Allan Winans	17th	500	Right-Handed Pitcher
------	--------------	------	-----	----------------------

New York Yankees (0)

Oakland Athletics (2)

2013	Ben McQuown	30th	911	Centerfielder
2015	Heath Bowers	24th	728	Right-Handed Pitcher

Philadelphia Phillies (0)

Pittsburgh Pirates (1)

2022	Thomas Harrington	1st	36	Right-Handed Pitcher
------	-------------------	-----	----	----------------------

San Diego Padres (1)

1983	Darin Cloninger	11th	272	Right-Handed Pitcher
------	-----------------	------	-----	----------------------

San Francisco Giants (3)

1971	Harold Ingle	42nd	787	Shortstop
2003	Derek Barrows	30th	903	Third Baseman
2011	Jake Smith	48th	1467	Right-Handed Pitcher

Seattle Mariners (1)

1990	LaGrande Russell	17th	458	Right-Handed Pitcher
2021	Spencer Packard	9th	264	Outfielder

St. Louis Cardinals (1)

1988	Cory Satterfield	26th	678	Right-Handed Pitcher
------	------------------	------	-----	----------------------

Tampa Bay Rays (1)

2019	Seth Johnson	1st	41	Right-Handed Pitcher
------	--------------	-----	----	----------------------

Texas Rangers (1)

1981	Wayne Dale *	16th	398	Catcher
------	--------------	------	-----	---------

Toronto Blue Jays (1)

2022	Ryan Chasse	17th	518	Left-Handed Pitcher
------	-------------	------	-----	---------------------

Washington Nationals (0)

- The January Amateur Draft (1966-85)

^ - June Secondary Draft

* - Did not sign



Matthew Barefoot with the Corpus Christi Hooks (Astros affiliate) in 2021.




Allan Winans pitching for the Binghamton Rumble Ponies (Mets affiliate) in 2021.

ALL-TIME ROSTER

LAST	FIRST	YEARS	LAST	FIRST	YEARS	LAST	FIRST	YEARS	LAST	FIRST	YEARS
Abernathy	Dave	1992-93	Barwick	Lemmie	2005	Bunn	Henry	1960-63	Cotton	Josh	2002-03
Adams	Everett	1966	Bass	Ned	1948-49	Burgess	Mike	1978-79	Covington	Ron	1974-75
Adams	Trent	2022-pr.	Batson	Byron	1997-00	Burroughs	Ray	1958	Cowan	Cam	2020-21
Adams	Zach	2019-20	Bauman	Ernie	1962-63	Butler	Clyde	1953	Cox	Kent	1993-96
Adcock	Alfred	1953-55	Bayley	Eric	1992	Butler	Drew	2014-17	Crandall	Ryan	1993
Adcock	Mike	1988-91	Bayrer	Tom	1999-01	Byrd	Billy	1958	Cranmer	Paul	1958
Adorno	Dave	1974	Bazemore	Hugh	1957-58	Byrd	Corey	1998-02	Crater	Matt	2000
Aiken	Tyler	2014	Beard	Austin	2012-15	Byrd	Glenwood	1958-59	Creech	Jimmy	1988-89
Albert	Devon	1996	Beasley	Hudson	2006	Byrd	Joseph	1946	Creech	Joe	1956-57
Albertson	Will	2013-14	Beasley	Levin	1946	Byrd	Matt	2004	Crew	Dan	1980-83
Alford	Johnny	1949	Belbin	Jarrold	2022-pr.	Byrum	Kelly		Croom	Jud	1970-72
Allen	Billy	1960	Bell	Brock	2019	Caffee	Ray	2000-01	Culp	Bill	1954
Allen	Jacob	2006-07	Bender	Logan	2017-18	Calcutt	Mark	1980-81	Culpepper	Tommie	1987-88
Allen	Jeff	1988	Berrier	Ricky	1988-91	Calvano	Ben	2016-17	Cummings	Kevin	1991-92
Allen	Jimmy		Bethune	Billy	1960	Campbell	Mike	1996-98	Cummings	Ty	2021-pr.
Allen	John	1965	Bethune	Jim	1957-58	Capps	Jim	1964-66	Cupka	Darien	1971
Allen	John	2014	Beymer	Jonathan	2020-22	Capps	Julian	1955	Curlee	Paul	1993
Allen	Matt	1992-95	Bishop	Sam	1961-63	Carmichael	Brian	1994	Curtis	Roger	1965-66
Alvarez	Manny	2011	Blades	Josh	2003-04	Caron	Andrew	2007-08	D'Ercole	Jonathan	2018
Ammons	Ron	1980-83	Blackburn	Julian	2018-19	Carpenter	Paul	1984	Dail	Kevin	1995-98
Amsler	Harry	1967	Blake	James	1951	Carr	Jimmy	1959	Dale	Wayne	1980-82
Anderson	Cade	2022-pr.	Blick	Jeff	2002-05	Carter	Lee	1946	Daniels	Harry	1951
Anderson	Jerry	1962	Borders	Brooks	2014	Carter	Nic	2000-02	Danish	Clement	1967
Andreessen	J.D.	2015-16	Bostic	Leslie	1953	Carver	Corey	2010	Daquila	Chance	2023-pr.
Ange	Mike	2005-06	Bowden	John	1990-91	Cashwell	Jennings	1946	Darcy	James	2014
Angel	Ron	1974-75	Bowen	Jene		Caudle	Larry	1965-67	Dauplaise	Eric	1994-96
Anshaw	Tyler	2018-19	Bowers	Heath	2012-15	Causey	Mike	2007-08	Daurity	Ty	1994-95
Anthonsen	Joe	2004-05	Bowes	Patrick	2004-05	Cayson	Burt	1975	Davis	Jamie	1994-96
Aranda	Cruz	2020	Boxrucker	Cade	2021-pr.	Cedano	Hector	2011-14	Davis	Jeff	1998-00
Arends	Chandler	2017	Boyce	Blake	2010-13	Challendar	Ray	1957-58	Davis	Joey	1970-72
Arias	Waldy	2019-22.	Brake	Thomas	1951-53	Champion	Velton	1956-57	Davis	Logan	2009-10
Arnold	Bryce	2021-pr.	Brandenburg	Kyle	2010	Chan	Marcus	2016	Davis	Matt	1990-91
Arp	Nathan	2014-15	Braswell	Brian	2007-10	Chance	Don	1974	Davis	Paul	
Arthur	Billy	1953	Brame	Cliff	2001-03	Chasse	Ryan	2019-22	Davis	Reggie	1994-95
Atkinson	Ronnie	1958-59	Brenneman	Jimmy	2011-12	Cheek	Mitch	1973	Day	Ernie	2023-pr.
Avant	Buddy	1979	Brewer	Kenneth	1954	Cheeseman	Mike	2006-07	De La Cruz	Mason	2021
Averette	Bill	1984-86	Bridgers	Heath	2005	Cherry	Albert	1954	DeAnda	Sal	2002-03
Averette	Billy	1960	Brigman	Archie	1948	Chocran	Mike	1955	Deaton	Reese	1953
Aycoth	Alex	2009-10	Briley	Ryne	2011	Christian	Matthew	2019-21	Della Costa	Tony	2000-01
Babin	Ty	2018-22	Brinson	Dennis	1992-95	Clark	Russell	2012-13	DeLucia	Michael	2012-13
Babyak	Joey	2003-05	Britt	Jim	1975-78	Clark	Walter	1976-78	Denman	Alan	2010-11
Baez	Sergio	2004	Brooks	Ron	1980-81	Cline	Jay	1974	Denning	Connor	2020-22
Baker	Joe	1971	Brown	Ben	2010	Cloninger	Darin	1981-83	Dereski	Bill	1970
Baldwin	Johnny	1981	Brown	Clayton	2013-14	Cloninger	Greg	1984-87	Dethloff	Alex	1996
Ballard	Danny	1955-56	Brown	Daniel	2021-pr.	Coates	Bradley	1998-01	Deturris	George	1970-71
Bancroft	Jay	1957	Brown	Jason	2002-04	Coats	Douglas	1951-52	Deutsch	Justin	2005
Bangi	Chris	2009-10	Brown	Jeff	1973	Cobb	Travis	2000-01	Dewar	Brantley	1963-64
Barefoot	Cameron	2021-22	Brown	Joe	1961-64	Cobbler	Lee	1989-92	Dickens	Ed	1992
Barefoot	Doug	1984-87	Brown	John	1972-74	Coble	Larry	1966-67	Didlake	Chris	1981-82
Barefoot	Matthew	2016-19	Brown	Peyton	2021-pr.	Coggburn	Thomas	2019-20	Dignan	Mike	1988
Barger	Kevin	1980-84	Brown	Phil	1956	Collins	Ken	1995	Dominguez	Carlos	2006-07
Barker	Ben	1999	Brown	Rudy	1956	Collins	Koby	2019-21	Downing	Carlyle	1946
Barker	Hoyle	1957	Brown	Spencer	1989-90	Collinsworth	John	1983	Dowse	Erik	2016-17
Barkley	Jerry	1957	Brundage	Dustin	1997	Conner	Gordon		Drake	Enid	1948-49
Barron	Kevin	2016-18	Buchanan	William	1949	Corbett	Ainsworth	1948	Dunn	Billy	1956-57
Barrows	Andrew	2003	Buck	Gary	1976	Corbitt	Mike	1997-98	Dupree	Steve	1975
Barrows	Derek	2002-03	Buckley	Matt	1993-95	Cota	Bryce	2017-pr.	Dwyer	Larry	1970
									Eady	Tommy	1975
									Edwards	Gerald	1956-57
									Edwards	Harry	1964
									Ellen	Harold	1955-56
									Ellenz	Kyle	2002-03



The 1955 Campbell Junior College Camels



Campbell batter (1950s)

ALL-TIME ROSTER

LAST	FIRST	YEARS
Ellington	Bill	1972-73
Ellington	Boyd	1954-55
Ellis	Don	1962-64
Ellis	Eric	1986-89
Ellis	Jack	2022
Elmore	Cecil	1956
Emmert	John	2006
England	Chris	2006-07
English	Chris	1999-02
Ennis	Daniel	2001-02
Ennis	Don	1970-73
Ennis	Jerry	1956
Evans	Grant	1994
Evans	Mike	1976
Evans	Scott	1985-88
Evans	Tom	1970-71
Ewing	Nic	2001-04
Eyster	Paul	2012-13
Faircloth	James	1956
Falkner	Mark	1975
Farthing	Jordan	2012-13
Felton	Michael	2012-13
Ferguson	George	2022-pr.
Ferrell	Ron	1966-67
Ferrer	Joe	1979
Fields	Carl	1959
Finch	Rob	2001-04
Fish	Ben	2010-13
Fish	Josh	2008-09
Fisher	Edward	1966-67
Fisher	Kenny	1981-82
Fitzgerald	Jay	1978-79
Fitzgerald	Mark	1993-94
Fleming	Jimmy	1960
Fleming	Parker	2009-10
Fletcher	Rudy	1978
Floyd	Carlton	2006-09
Floyd	Frank	1973-76
Forbes	David	2004-06
Ford	Hunter	2007-09
Forehand	Brian	1966-67
Forrester	Corey	2011
Foulks	Josh	2023-pr.
Fountaine	Tom	1972
Fox	Carl	1988
Fox	Colby	2013-14
Freeman	John	1986
Freeman	Julian	1946
Fronk	Graham	2008-09
Gainey	Alonzo	
Gales	Scott	1989
Gaito	Richard	2008-10
Gana	Brian	2008-09
Gardner	Matt	2006-08
Gardo	Daniel	2008-10
Gares	Trey	1991
Garris	Glen	1965-66

LAST	FIRST	YEARS
Gaskins	Jerry	1955-56
Gatson	Brock	1987
Gatz	D.J.	2018
Gay	Ed	1993-94
Gaylord	Erick	2011-12
Gelhaus	Josh	1997-98
Gentile	Glenn	1974-75
Gillespy	Tyler	2019
Gimenez	Luis	2018-19
Gleason	Sean	1984-86
Godwin	Lewis	1965
Golliday	Jay	2017
Goodson	Todd	2000
Goss	Ronald	1954
Grady	Bryce	2009-12
Graham	Brent	2012-13
Graybill	George	1949
Graybill	Pat	1975
Grayson	Mike	1992
Green	Rudolph	1953
Green	Thomas	1948
Greene	Dwaine	1976-79
Greene	Ray	1996-98
Griffin	Andy	1981
Griffin	Gene	1978
Griffin	Michael	2012-13
Griffin	Mike	1992-95
Grindle	Chuck	1970-73
Gunter	Tommy	1956
Gwyn	Bob	1965-67
Hagar	Robert	1966-67
Hahn	Luke	2019
Hahs	Jeff	2017-18
Haigler	Boyce	1954-55
Haigler	Jerry	1964
Hairr	Carlton	1974-76
Hall	Daniel	1998-00
Hall	Grey	
Hall	John	1951
Hall	Ray	1960
Hallum	Cole	2015-17
Halstead	Tyler	2021-pr.
Hamilton	Mark	1999
Hamilton	Robert	
Hamilton	Steve	1991-92
Hamme	Ryan	2006-09
Handy	Tim	1980-82
Hanks	Eddie	1978-79
Hardee	George	1949
Hardison	Ricky	1973
Hargrove	Marion	1955-56
Hargrove	Wilbur	1958-59
Harkey	Thomas	1951-53
Harrill	Lawson	2020-pres.
Harrington	Donnie	1959
Harrington	Greg	1983-84
Harrington	Thomas	2021-22

LAST	FIRST	YEARS
Harris	Austin	2006
Harris	Bill	1962
Harris	Grant	2019-21
Harris	Morgan	1959-60
Harris	Trenton	2023-pr.
Harrison	Skip	1997-98
Hart	Cole	2019-20
Hartley	Wiley	2021-pr.
Hatch	Alston	2003-06
Hatchel	Martin	1976
Hawes	Adam	1999-02
Hawkey	Austen	2005-06
Hawkins	John	1978
Hawley	Ron	1970-70
Hayes	Mason	2017-18
Hedgepeth	Frank	1973-75
Hein	Joe	1976
Heintzelman	Kent	1972
Heintzman	Logan	2017-21
Hendrix	J.C.	1989-92
Hepler	Wes	1999-02
Herring	Blake	2006-07
Herring	Ed	1973-74
Herring	Morris	1946
Herrman	Karl	1982-83
Hester	Jim	1962-63
Hickman	Bill	1974-75
Hicks	Chad	1994-96
High	Andy	1993-96
Hill	Roy	1984-85
Hines	Kyle	1997
Hinton	Curt	1953-54
Hobbs	Brian	1997-98
Hobbs	Randy	1973
Hodges	Mike	1965-66
Hoffman	Jeff	2008-09
Hoffman	Kelly	1981-83
Holmstrom	Kyle	2011-12
Holskey	Josh	2009-12
Holt	Tim	2005-06
Honeycutt	Jim	1972
Hood	Randy	1987-90
Hooper	William	1949
Horne	Jeff	1981-82
Horrell	Michael	2016-19
Horton	John	1964
Howard	Payton	2023-pr.
Howard	Ricky	2005-06
Howell	Tim	1972-73
Holt	Tim	2005
Houser	Keegan	2020-pres.
Hoyle	Larry	1979-80
Hrica	A.J.	2019-21
Hucks	Brian	1993
Huff	Jeff	1998-01
Hughes	Bob	1975-76
Hughes	Zac	2000

LAST	FIRST	YEARS
Hulmes	John	1982-84
Hundley	Don	1965-66
Hunt	Phillip	1979-82
Hutchinson	Tyler	2011-12
Ingle	Harold	1970-71
Ingram	Cedric	1955
Ingram	Clinton	2010
Inman	Clarence	1962-63
Irby	Derryl	1991
Irby	Gary	1972-73
Irizarry	Jordan	2022
Isley	James	1960-61
Jackson	Donovan	1993
Jackson	Graham	1951
Jackson	Scott	1994-98
Jacobsen	Andrew	2012
Jaffey	Harold	1953
James	Don	1971-72
Jamison	Nash	2017
Jarrell	Stanley	1978-80
Jenkins	Brandon	2018
Jobs	Matt	2016
Johnson	Chase	2016
Johnson	Craig	1970
Johnson	Dave	1975-76
Johnson	Dewin	1958
Johnson	DJ	2009-10
Johnson	Lamar	1970-72
Johnson	Ronnie	1958
Johnson	Seth	2019
Johnson	Zach	2007-10
Jones	Brett	1980
Jones	Charles	
Jones	Christian	2017-18
Jones	Phillip	1954
Jones	Walter	1946
Jordan	Logan	2022-pr.
Joseph	Jamaal	2002
Kabinoff	Neil	1974-75
Kahler	Daniel	1991
Kangas	Garret	2022-pr.
Keelan	Johnny	1999-02
Keen	Matt	2008-09
Kelly	Daryl	1992-93
Kennedy	Zac	2009
Kennedy	Ryan	2020
Kennen	Trey	2013
Kernodle	John	1953
King	Tilman	1962
Kingsbury	Willy	1993-96
Kirk	Ryan	2017-18
Kirkland	Jake	2012
Kleweno	Matt	2000-03
Knowles	Gordon	1965-66
Koehler	Ethan	2017
Koonce	Calvin	1960-61
Koonce	Charles	1961-64




Ryan Hamme (2006-09)




The 1987 Campbell University Fighting Camels

ALL-TIME ROSTER

LAST	FIRST	YEARS	LAST	FIRST	YEARS	LAST	FIRST	YEARS	LAST	FIRST	YEARS
Koopman	Ryan	2011-14	Mallette	Mark	1990	Minnick	Zach	2016-19	Pate	C.D.	1955
Kotroco	Tim	1982-83	Malone	Ryan	2015	Mitta	Anthony	2022-pr.	Pate	Sandy	1956
Krandel	Mickey	1982-85	Maness	Gene	1957	Mitta	Chris	1986-88	Payton	Scott	1990-93
Krause	Dan	1997-00	Maness	Len	1953-54	Monaghan	Jimmy	2016-18	Peavey	Bill	1978
Krob	Dustin	2015	Mangino	Vinny	1984-87	Monds	Angus	1955	Peechotka	CJ	2020-21
Kuehler	Cade	2021-pr.	Mangum	Tommy	1960	Monger	Mike	1995-98	Peede	Warren	1960-61
LaCates	Wesley	1966	Maning	Kenneth	1962	Monteith	Andy	1997	Pegram	Ronald	1960-61
Lamazares	Justin	2016	Mann	Max	1978	Monggomery	Jordan	2018-19	Percifield	Mark	1974-76
Lambeth	Scott	1973	Manukas	Pete	1996	Montgomery	Tom	1979-83	Percise	Donald	1951
Landtiser	Rob	1991	Marbell	Tim	1978-80	Moody	Dennis	1970-72	Percise	Ronald	1951-53
Lane	Trevor	2013	Marcano	Robert	1997-98	Moody	Derrick	1989	Perkins	Mike	1992
Langley	Carl	2002	Marek	Matt	2005-06	Moody	James	2014-16	Perry	Calvin	1949
Lapoint	Jensen	2018	Marksberry	Matt	2010-13	Moore	Landry	2019-21	Perry	Jim	1955-56
Lardin	A.J.	2001	Marsh	Lester	1946	Morris	Jimmy	1959	Phillips	Justin	2005-06
LaRue	Seth	2014-15	Martinez	Matt	2007-08	Morton	Darrel	1980	Pierson	Drake	2021-pr.
Lasater	Robert	1949	Mason	Shawn	1985	Morykon	Mac	2004	Pittman	Clayton	2006
Law	Mark	1988-91	Mattes	Ryan	2010-13	Mouton	Daniel	2001	Pittman	Hilton	2003
Leady	Kyle	2014-15	Matthews	Mike	1978-79	Mullins	Cedric	2015	Pleasant	Jeremy	1994-95
Leasure	David	1965	Matthews	Todd	2005-07	Mumford	Hugh	1963-65	Pollard	Kirk	1979-81
LeBlanc	Brendan	1995-96	May	Kenny	1980-81	Murdock	Jack	1994	Pomeroy	Dawson	2019
Ledford	Jack	1989-91	Mayo	David	1959-60	Murphy	Danny	1984-88	Poole	Shaun	2000-01
Lee	Don	1972-73	McBride	Nolan	2011-13	Murray	Jake	2021-pr.	Pope	Bobby	1961-63
Lee	Edison	2001	McCall	Grundy	1970	Murray	Pat	2000-03	Pope	Brent	1984
Lee	Eric	1997-98	McCall	Jim	1959-60	Mustain	Eugene		Popp	Nick	2004
Lee	Jamie	1992-93	McCaskill	Matt	2001	Myers	Bryce	2017-18	Porosky	Chris	1992-96
Lehman	Jared	2006	McCauley	Jim	1976	Nadolski	Matt	2013-14	Posey	Bob	1982-86
Lehmann	George	1960	McCullough	Denver	1970-71	Naumann	Tony	1976	Posey	John	1984-86
Leonard	Steven	2014-15	McDaniel	Eugene	1951-52	Nelson	Cameron	2010-11	Poteat	James	1967
LeSage	Quinn	2006-07	McDonald	Bryan	1983-84	Nelson	Kevin	2009-10	Powell	Allen	1954-55
Letizia	Charlie	1987-88	McDonald	Jim	2005	Nestor	Joe	1992-95	Powell	Glenn	1955
Lewis	Bob	1965	McGraw	Tom	1988-91	Neto	Zach	2020-22	Powell	Steve	1973
Lewis	John	1978	McLamb	Johnny	1976-78	Newman	Bryce	1970	Prats	Kyle	2014-16
Lilley	Joseph	1951	McLawhorn	Taylor	2001	Nichelson	Bob	1982	Price	Jack	1971
Lilly	Justin	2007-08	McLean	Fred	1972	Nixon	Wade	1956	Price	Grant	2004
Linthicum	Curtis	2012-14	McLean	William	1995-98	Noble	Wes	2015-18	Pridgen	Randy	1963
Lippert	John	1975-76	McLeod	Tanner	2017-18	Oakley	Al	1960	Priest	Andy	1992-95
Little	Jim	1992	McMillen	Al	1972-74	Oakley	Brad	1990	Priest	Mike	2004-06
Little	Mark	1974-76	McPeak	Tyler	2019-22	Oakley	Dewey	1954	Prince	Mark	1957-58
Littlefield	Matthew	1997	McQuown	Ben	2012-13	Oakley	Larry	1970	Pritchard	Charlie	1959-60
Lloyd	Hunter	2023-pr.	McRae	Al	1970-71	Odom	Kurt	2011-12	Pritchett	Luke	2009-10
Lockamy	Albert	1978-80	Mehl	Kyle	2017-18	Olson	David	2012-13	Pugh	Aaron	2000-01
Logan	Nate	2004-06	Meiggs	Ethan	2009-11	Onstott	Vince	1988	Pulley	William	1949
Long	Bobby		Meinke	Dave	1976	Oster	Jonah	2022-pr.	Pulliam	Bill	1967-70
Long	Travis	2014-15	Meng	Rob	2007	O'Brien	Cameron	2021-pr.	Quick	Gerald	1958-59
Lopez	Anthony	2015-16	Melvin	Charles	1948-49	O'Quinn	Jared	2002-05	Quick	Travis	1998
Lopez	Jonathan	2009-10	Melvin	Willie	1986	Outlaw	Chris	1989	Raba	Scott	1995
Lotierzo	Tony	1975	Messer	Tyson	2016-19	Overby	Alvis	1951	Randol	Jeff	2004-06
Lowe	Ellis	2008-11	Meyer	Matt	2015	Packard	Spencer	2019-21	Rappa	Paul	1976
Lowry	Blake	2007-09	Micoff	Jon	1999-00	Palentchar	Bob	1986-89	Ray	Nick	2012-13
Lucas	Gerald	1955	Mikles	Donald		Panella	Tony	1996	Raynor	Eric	1989
Lucas	Jon	1987-90	Miller	Aaron	1995-97	Pardo	Danny	2014-15	Rector	Sam	2014-15
Lupia	Joseph	1967	Miller	David	1963-66	Parker	Colin	2008-11	Redman	Andy	2004
Lyerly	Rob	2007	Miller	Lincoln	1984-87	Parker	Roy	1946	Reeves	Ray	1959
Lynch	Archie	1949	Miller	Ward	1970	Parquette	Ryan	2020-21	Reges	James	1948
Lynch	Tom	1982-85	Milton	Kenny	1986-89	Parrill	Griffin	2023-pr.	Regner	Steve	1982-83
MacKenzie	Bob	1970	Minei	Katsufumi	1989-90	Parrish	Matt	2013-16	Reiland	Luke	2005-06
Maddocks	Josh	1993-94	Minier	Simon	2021-pr.	Parsons	Stephen	2008-09	Reilly	John	2013-14



Group of Camels (1950s)



Jim Perry (1955-56)


ALL-TIME ROSTER

LAST	FIRST	YEARS
Reinstetle	Rob	1998
Reynolds	Mark	1971-73
Richardson	Larry	1962-65
Richardson	Michael	2017
Riddick	Thomas	1966
Riddle	John	1962
Riley	Chandler	2023-pr.
Rispoli	Tom	2002-04
Rivera	David	2010
Rizer	Larry	1963-65
Robbins	Jack	1961-62
Roberts	Danny	1954-55
Roberts	Jackson	2023-pr.
Roberts	Ken	1961
Rochelle	Henry	1985-88
Roger	Stan	1990-93
Rogers	Jack	1991
Rogers	Tommy	1993-96
Rosow	David	2023-pr.
Rowland	Nicholas	2017
Royal	Danny	1964
Rudisill	Steve	1978-79
Rund	Aaron	2021-pr.
Rush	Jodie	1970
Russell	LeGrande	1989
Russell	Robert	1967
Rutecki	Jackson	2023-pr.
Rydman	Jeff	2009-10
Ryskamp	Jim	1978
Sabatino	Steve	1991-92
Safran	Stephen	2000-01
Saich	Chris	1994-97
Salefsky	Larry	2005
Sanderlin	Jonathan	2000-03
Sanders	Barry	1976
Sanders	John	2002-03
Sanderson	James	1953-54
Sasser	Charles	1946
Satterfield	Cory	1985-88
Saul	Sammy	1991
Savage	Brad	1991-93
Schofield	Rick	1979
Schouten	Josh	1991-92
Shuld	Andrew	2022-pr.
Schwartz	George	1970-72
Scott	Brandon	2005-08
Scott	Derrick	1999-02
Sears	Keith	1997-00
Seel	John	1975
Self	Logan	2010-13
Semmens	Brian	1989-91
Sergey	Matt	2010-12
Sessoms	Chaz	2009-10
Seward	Greg	1998
Sexton	Charles	1949
Sexton	Tyler	2004-05
Shaw	Calvin	1962-64


LAST	FIRST	YEARS
Shearin	George	1948
Shelley	Bruce	1955-56
Shelley	Grady	1958-59
Siegner	Drew	2023-pr.
Simmons	Bobby	1991
Simmons	Jesse	2013-15
Simpson	Phil	2018-19
Sisco	Fred	2020-22
Skracich	Joey	2018-19
Skundrich	Marcus	2019-21
Small	Billy	1956
Small	Hank	1971-74
Smart	Jim	1976-78
Smith	Bryan	1978-79
Smith	Butch	1973
Smith	Daniel	2005-07
Smith	Jake	2011
Smith	Larry	1956
Smith	Lincoln	2005-06
Smith	Trevor	2007
Smothers	Nick	1953-54
Snover	Eric	1998
Snow	Junior	2016
Spain	Steve	1981
Spell	Raymond	1991-94
Spencer	Bobby	1956
Spicer	Bobby	1980-83
Spraker	David	1948
Stancil	Bradley	2001
Stancil	Jim	1965
Stanley	Ed	1990-93
Stanley	Pearson	1949
Stanley	Robert	
Stanley	Warren	1953
Stephenson	Bryan	2009-11
Stephenson	Joe	1981-84
Stevens	Bonnie	1962
Stevens	Charlie	1997-98
Stevens	Edward	1966
Stevens	James	1948
Stewart	Thomas	
Stokes	Phil	2016-17
Stone	Bari	1966
Stovall	Jeff	2003
Stovall	Rodney	1982-85
Strickland	Philip	2003-05
Strickland	Terry	1981
Styles	Fred	1967
Suitt	Preston	1961
Summerlin	Gene	1978-80
Summers	Cam/Ron	2012
Sutton	Ryan	2019
Talley	Arthur	1961
Tanner	Doug	1979-80
Taylor	Brad	1992-94
Taylor	Brian	2015-16
Taylor	Jerry	1973-74

LAST	FIRST	YEARS
Taylor	Paul	1949
Taylor	Walter	1946
Terrill	Dave	1976-79
Terrill	Matt	2004-05
Tew	Dickie	
Thayer	Nick	2015-16
Thomas	Harry	2017-18
Thomas	Henry	1972-73
Thomas	J.T.	1995-98
Thomas	John	1959
Thompkins	Coley	2012-15
Thompson	Dalen	2022-pr.
Thompson	Don	1966
Thompson	Jackson	2023-pr.
Thompson	Jerry	1973
Thompson	Ryan	2013-14
Thornton	Steve	1972
Thorpe	Brad	1978-79
Thorson	Bobby	2014-15
Tilley	Landon	2014-15
Tippett	Jimmy	1960-63
Toffey	Joe	1984
Tomei	Devin	2015
Toner	Mo	1978
Tonnesen	Greg	2014-16
Topal	Jordan	2003-05
Townsend	Marvin	1974
Trail	Elijah	2013-14
Tremittiere	Brad	1994-97
Trexler	Tim	1985-88
Tucker	Terry	1987-90
Tungstall	Tommy	1960-62
Turkson	Joe	2011
Turner	Jimmy	1963-65
Tyler	Jonathan	2019-pr.
Tyson	Wyatt	2017-20
Ullman	Bob	1975
Urban	Chuck	1984-85
Valenza	Thomas	2009
Vanderploeg	John	2020-21
Vanheyningen	Jamil	2018
Vanheyningen	Jermaine	2018
Van Degna	Michael	2016-17
Vaughan	Mike	1979
Vernon	Rob	2005
Vickery	Keith	1988-91
Vogel	Jim	1978-79
Vogt	Aaron	2013-14
Wade	Andy	1999-02
Waggett	Blair	2006
Wagner	Chris	1988-91
Wagstaff	Joe	2010
Waldecker	Joe	2005-06
Walker	Bobby	1967
Walker	Doug	1970-72
Walker	Johnathan	2006
Walkerow	Chris	2015-16

LAST	FIRST	YEARS
Wall	Chip	2006
Walters	David	1986
Walters	Steve	1978-80
Warfford	George	1960
Warren	Chris	1995-98
Warren	James	1951
Warren	Marty	1983-85
Warrick	Dave	1978-79
Waters	Keith	1978-79
Watlington	John	2007-08
Weaver	Buddy	1963
Weaver	Dennis	1970-71
Weir	Mike	1993-94
Welch	Charlie	1970
Weller	Max	2023-pr.
Welsh	Gordon	1958
Wenzel	William	1951
West	Danny	1970-71
Westbrook	Bert	1951-53
Westlake	Kevin	2019-21
Wharton	Bob	1991-93
Wheeler	James	1954
White	James	1983-86
Whitehead	Lonnie	2003-06
Whitehurst	John	1972-73
Wiegman	Jeremy	2023-pr.
Wiley	Chris	1999-03
Wilkerson	Jason	1998-99
Wilkes	Bill	1982-85
Willett	Fred	1963-66
Williams	Bracky	1953-54
Williams	Gary	1979
Williams	Herb	1980-82
Williams	Jerry	1995-96
Williams	Mitch	2001-02
Williams	Roger	
Williams	Ryan	2015
Williams	Steve	1971
Williams	Steve	1976-78
Williams	Zach	2020-22
Williford	Chandler	2021-pr.
Willman	Kyle	2019
Wilmouth	Skip	1970
Wilson	Barry	1986-89
Wilson	Brandon	2011-14
Wilson	Chris	1992
Wilson	Donald	1958
Winans	Allan	2016-18
Wineke	Mike	1999-02
Winters	Drew	2022-pr.
Witczak	Andrew	2014-18
Witt	Cameron	2019
Wolf	Collin	2019-21
Wood	Bobby	1955
Wood	Jerry	1958
Wood	Van	1964-66
Woodfin	Fred	1955-56
Worley	Kevin	1998
Wright	Brendan	2019-pr.
Wright	Jacob	2005-06
Wright	Joe	1959-60
Wyche	Al	1971
Wyche	Bob	1996
Wyse	Adam	2016-17
Wyso	Brent	1995-96
Yarem	Alex	2015-17
Yates	Brandon	2003
Yentsch	Jeff	1971
York	Brandon	2007
Young	Bob	1970-71
Young	William	1967
Yost	Grant	2015-16
Yusko	Jack	2017-21
Zier	Frank	2010-12
Zirolli	Joe	2018
Zipko	Noah	2010



Lonnie Whitehead (2003-06)



Bruce Shelley, Marion Hargrove & Hargrove Davis (mid-1950s)

ALL-AMERICANS

ABCA

AMERICAN BASEBALL COACHES ASSOCIATION ALL-AMERICAN

- 2012 Michael Felton, 2B 2nd Team
- 2013 Ryan Thompson, RP 3rd Team
- 2022 Thomas Harrington, RHP . . . 1st Team
- Zach Neto, SS. 3rd Team

BASEBALL AMERICA

BASEBALL AMERICA ALL-AMERICAN

- 2013 Ben McQuown, OF 3rd Team
- 2014 Ryan Thompson, RP 3rd Team
- 2022 Thomas Harrington, RHP . . . 3rd Team
- Zach Neto, SS. 3rd Team

BASEBALL AMERICA

FRESHMAN ALL-AMERICAN

- 2021 Zach Neto, UT 3rd Team
- 2021 Thomas Harrington, SP 3rd Team

BASEBALL AMERICA

PRESEASON ALL-AMERICAN

- 2022 Zach Neto, UT 1st Team
- 2023 Cade Kuehler, RHP 2nd team

COLLEGE BASEBALL INSIDER

COLLEGE BASEBALL INSIDER.COM ALL-AMERICAN

- 2013 Ben McQuown, OF HM
- Ryan Thompson, RP HM

COLLEGE BASEBALL INSIDER.COM LOUISVILLE SLUGGER

PRESEASON ALL-AMERICAN

- 2013 Michael Felton, 2B 2nd Team

COLLEGE SPORTS MADNESS

COLLEGE SPORTS MADNESS ALL-AMERICAN

- 2013 Brent Graham, INF 4th Team

COLLEGE SPORTS MADNESS PRESEASON ALL-AMERICAN

- 2013 Michael Felton, 2B 2nd Team

D1BASEBALL

D1BASEBALL ALL-AMERICAN

- 2022 Thomas Harrington, RHP . . . 1st team
- 2022 Zach Neto, SS. 2nd team

D1BASEBALL PRESEASON ALL-AMERICAN

- 2022 Zach Neto, UT 2nd team

COLLEGIATE BASEBALL

COLLEGIATE BASEBALL NEWSPAPER ALL-AMERICAN

- 2013 Ryan Thompson, RP 2nd Team
- 2014 Ryan Thompson, RP 3rd Team
- 2015 Cole Hallum, UTL 3rd Team
- 2021 Zach Neto, SS. 3rd Team
- 2022 Thomas Harrington, RHP . . . 2nd Team
- Zach Neto, SS. 2nd Team

COLLEGIATE BASEBALL NEWSPAPER FRESHMAN ALL-AMERICAN

- 1999 Wes Hepler, HM
- 2000 Nic Carter, HM
- 2001 Rob Finch, HM
- 2017 Matthew Barefoot, OF (one team)
- 2018 Logan Bender, RP (one team)
- 2019 Ryan Chasse, SP (one team)
- 2021 Zach Neto, SS. (one team)
- 2021 Thomas Harrington, SP . . . (one team)

COLLEGIATE BASEBALL NEWSPAPER PRESEASON ALL-AMERICAN

- 2014 Ryan Thompson, RP 2nd Team
- 2016 Cole Hallum, UTL 3rd Team
- 2022 Zach Neto, SS. 3rd Team
- 2022 Connor Denning, OF 3rd Team
- 2023 Drake Pierson, INF 3rd Team

PERFECT GAME

PERFECT GAME/RAWLINGS ALL-AMERICAN


- 2022 Zach Neto, SS. 1st Team
- Thomas Harrington, RHP . . . 2nd Team

PERFECT GAME/RAWLINGS FRESHMAN ALL-AMERICAN

- 2017 Matthew Barefoot, OF 1st Team

PERFECT GAME/RAWLINGS PRESEASON ALL-AMERICAN

- 2022 Zach Neto, SS. 2nd Team
- 2023 Cade Kuehler, RHP 2nd Team



Cole Hallum (2015-17)

NCBWA

NATIONAL COLLEGE BASEBALL WRITERS ASSOCIATION ALL-AMERICAN

- 2012 Michael Felton, 2B 2nd Team
- 2013 Ben McQuown, OF 2nd Team
- 2014 Ryan Thompson, RP 3rd Team
- 2021 Zach Neto, UT 2nd Team
- 2021 Spencer Packard, OF 2nd Team
- 2021 Matthew Christian, 1B 3rd Team
- 2022 Thomas Harrington, RHP . . . 2nd Team
- Zach Neto, SS. 3rd Team

NCBWA FRESHMAN ALL-AMERICAN

- 2017 Matthew Barefoot, OF 1st Team
- 2019 Ryan Chasse, SP 2nd Team
- 2021 Zach Neto, UT 2nd Team

NCBWA PRESEASON ALL-AMERICAN

- 2013 Michael Felton, 2B 1st Team
- 2014 Ryan Thompson, RP 3rd Team



Ryan Thompson (2013-14)



Thomas Harrington (2021-22)

NATIONAL/REGION/DISTRICT HONORS

NATIONAL AWARDS

NCBWA

DICK HOWSER TROPHY

2013 Brent Graham semifinalist

GOLDEN SPIKES AWARD

WATCH LIST

2014 Ryan Thompson midseason list
2022 Zach Neto preseason list
Thomas Harrington midseason list
Thomas Harrington semifinalist

NCBWA STOPPER OF THE YEAR

WATCH LIST

2013 Ryan Mattes preseason list
Ryan Thompson midseason list
2014 Ryan Thompson preseason list
2016 Cole Hallum preseason list
2021 Logan Heintzman midseason list
2022 Ty Cumming preseason list

GREGG OLSON

BREAKOUT PLAYER OF THE YEAR

2013 Ryan Thompson runner-up
Brent Graham semifinalist
2014 Ryan Koopman semifinalist

BROOKS ROBINSON WATCH LIST (TOP SHORTSTOP)

2013 Brent Graham preseason list

JOHN OLERUD WATCH LIST (TOP TWO-WAY PLAYER)

2013 David Olson preseason list

JOHNNY BENCH WATCH LIST (TOP CATCHER)

2013 Michael DeLucia preseason list
2015 Steven Leonard preseason list

TD AMERITRADE

FAN'S CHOICE AWARD

2013 Michael Felton runner-up

SENIOR CLASS AWARD

2013 Michael Felton finalist
2014 Ryan Thompson finalist
2016 Matt Parrish winner

BASEBALL AMERICA

TOP-50 SENIORS LIST

2014 Ryan Thompson preseason list

ACADEMIC ALL-AMERICANS

CoSIDA ACADEMIC ALL-AMERICANS

1988 Kenny Milton (only one team)
1998 William McLean (only one team)
2005 Mike Priest 2nd Team
2006 Mike Priest 1st Team
2012 Josh Holskey 3rd Team (DH)
2013 David Olson 2nd Team (DH)
2014 Matt Parrish 3rd Team (DH)
2015 Matt Parrish 2nd Team (DH)
2016 Matt Parrish 1st Team (INF)
2022 Thomas Harrington . . . 1st Team (RHP)

ACADEMIC ALL-DISTRICT

CoSIDA ACADEMIC ALL-DISTRICT

1994 Kent Cox INF
1995 Kent Cox INF
1996 Kent Cox INF
1997 William McLean INF/C
1998 William McLean C
1999 Mike Campbell 1B
2005 Jeff Blick OF
Mike Priest 1B
2006 Mike Priest 1B
2010 Josh Holskey INF
2011 Josh Holskey INF
2012 Josh Holskey INF
2013 David Olson INF/RHP
2014 Matt Parrish DH
2015 Matt Parrish DH
2016 Matt Parrish INF
Brian Taylor OF
2017 Drew Butler OF
2022 Thomas Harrington RHP

NATIONAL WEEKLY HONORS

COLLEGIATE BASEBALL

NATIONAL PLAYER OF THE WEEK

Heath Bowers 4/14/14
. 3/9/15
Cole Hallum 3/23/15
Matthew Christian 3/8/21
Thomas Harrington 2/21/22



Matt Parrish (2013-16)

REGION AWARDS

ABCA ATLANTIC ALL-REGION

1991 J.C. Hendrix (only one team)
2009 Ellis Lowe (only one team)
2012 Michael Felton 1st Team
2013 Michael Felton 1st Team
Ryan Thompson 1st Team
Heath Bowers 2nd Team
2014 Ryan Thompson 2nd Team
2015 Cole Hallum 2nd Team
Cedric Mullins 2nd Team
2018 Christian Jones 1st Team
Matthew Barefoot 2nd Team
2019 Matthew Barefoot 2nd Team
2021 Zach Neto 1st Team
Matthew Christian 1st Team
Spencer Packard 2nd Team
2022 Thomas Harrington 1st Team
Zach Neto 1st Team

NCAA ALL-TOURNAMENT

NCAA COLUMBIA REGIONAL ALL-TOURNAMENT TEAM

2014 Matt Nadolski OF

NCAA GREENVILLE REGIONAL ALL-TOURNAMENT TEAM

2019 Matthew Barefoot OF
2019 Koby Collins INF
2019 Luis Gimenez INF
2019 Michael Horrell SP
2019 Spencer Packard DH

NCAA STARKVILLE REGIONAL ALL-TOURNAMENT TEAM

2021 Zach Neto INF
2021 Collin Wolf INF

NCAA KNOXVILLE REGIONAL ALL-TOURNAMENT TEAM

2022 Zach Neto SS
2022 Tyler Halstead OF



Cedric Mullins (2015)

CONFERENCE HONORS

COACH OF THE YEAR

1986	Cal Koonce	Big South
2000	Chip Smith	Atlantic Sun
2014	Greg Goff	Big South
2018	Justin Haire	Big South
2021	Justin Haire	Big South
2022	Justin Haire	Big South

PLAYER OF THE YEAR

1991	J.C. Hendrix	C
2015	Cole Hallum	OF/RHP
2021	Zach Neto	INF/RHP
2022	Zach Neto	INF/RHP

PITCHER OF THE YEAR

2013	Ryan Thompson	RHP
2018	Allan Winans	RHP
2019	Michael Horrell	RHP
2022	Thomas Harrington	RHP

ROOKIE/FRESHMAN OF THE YEAR

1994	Reggie Davis	C
2018	Logan Bender	RHP
2019	Ryan Chasse	LHP
2021	Thomas Harrington	RHP

PRESEASON PLAYER OF THE YEAR

2013	Michael Felton	(co-player) INF
2019	Matthew Barefoot	OF/LHP
2021	Collin Wolf	INF
2022	Zach Neto	INF

PRESEASON PITCHER OF THE YEAR

2022	Thomas Harrington	RHP
------	-----------------------------	-----

ALL-CONFERENCE

Big South (1985-94, 2012-present)
Atlantic Sun (1995-2011)

1986	Greg Cloninger, P	(only one team)
	John Posey, 3B	(only one team)
	James White, DH	(only one team)
1987	Greg Cloninger, P	(only one team)
	Charlie Letizia, C	(only one team)
	Barry Wilson, P	(only one team)
1988	Charlie Letizia, C	(only one team)
	Chris Mitta, 1B	(only one team)
	Henry Rochelle, OF	(only one team)
	Cory Satterfield, P	(only one team)
1989	Randy Hood, OF	(only one team)
1990	Mike Adcock, OF	(only one team)
1991	J.C. Hendrix, C	(only one team)
1992	J.C. Hendrix, 3B	(only one team)

1993	Ed Stanley, 2B	(only one team)
1994	Reggie Davis, C	1st
	Kent Cox, 2B	2nd
1995	Reggie Davis, C	1st
	Willy Kingsbury, 1B	1st
	Kent Cox, 2B	2nd
1996	Kent Cox, 2B	3rd
	J.T. Thomas, RP	3rd
1997	Mike Corbitt, 1B	2nd
	J.T. Thomas	3rd
1998	Chris Warren, OF	1st
2000	Tony Della Costa, 2B	1st
	Byron Batson, RP	2nd
2001	Tony Della Costa, 2B	1st
	Bradley Coates, SS	2nd
	Wes Hepler, SP	2nd
	Rob Finch, SP	All-Freshman
2002	Nic Carter, OF	2nd
2003	Sal Deanda, 2B	1st
2005	Joe Anthonson, 2B	1st
	Mike Priest, 1B	1st
	Mike Ange, SP	2nd
2006	Ryan Hamme, P/2B	2nd, All-Freshman
	Tim Holt, 3B	2nd
	Mike Priest, 1B	2nd
	Brandon Scott, OF	2nd
2008	Ellis Lowe, INF	All-Freshman
2009	Ryan Hamme, OF	1st
	Ellis Lowe, 2B	2nd
2010	Chris Bangi, OF	2nd
2012	Michael Felton, 2B	1st
	Jake Kirkland, DH	1st
	David Olson, 3B	2nd
2013	Michael Felton, 2B	1st
	Ryan Mattes, SP	1st
	Ben McQuown, OF	1st
	Ryan Thompson, RP	1st
	Elijah Trail, 3B	1st
	Heath Bowers, SP	2nd
	Clayton Brown, OF	2nd
	Brent Graham, SS	2nd
	David Olson, DH	2nd

2014	Ryan Thompson, RP	1st
	Heath Bowers, SP	2nd
	Ryan Koopman, P	HM
	John Reilly, INF	HM
2015	Cole Hallum, UTL	1st
	Heath Bowers, SP	2nd
	Steven Leonard, C	2nd
	Cedric Mullins, OF	2nd
	Matt Parrish, DH	2nd
2016	Matt Parrish, INF	1st
	Grant Yost, SP	2nd
	Anthony Lopez, SS	HM
2017	Cole Hallum, DH	1st
	Matthew Barefoot, OF	2nd
	Jeff Hahs, OF	2nd
	Drew Butler, UTL	2nd
2018	Matthew Barefoot, OF	1st
	Logan Bender, RP	1st
	Jeff Hahs, DH	1st
	Allan Winans, SP	1st
	Michael Horrell, SP	2nd
	Christian Jones, 2B	2nd
	Tyson Messer, RP	2nd
2019	Matthew Barefoot, OF	1st
	Ryan Chasse, SP	1st
	Luis Gimenez, SS	1st
	Michael Horrell, SP	1st
	Collin Wolf, 3B	2nd
2021	Matthew Christian, 1B	1st
	Connor Denning, OF	1st
	Logan Heintzman, RHP	1st
	Zach Neto, INF/RHP	1st
	Spencer Packard, OF	1st
	Ryan Chasse, LHP	2nd
	Thomas Harrington, SP	2nd
	Kevin Westlake, LHP	2nd
	Collin Wolf, INF	HM
2022	Ty Babin, C	1st
	Jarrod Belbin, 3B	1st
	Ryan Chasse, LHP	1st
	Connor Denning, DH	1st
	Tyler Halstead, OF	1st
	Thomas Harrington, SP	1st
	Zach Neto, SS	1st
	Drake Pierson, 1B	1st
	Ty Cummings, RHP	2nd
	Logan Jordan, OF	2nd
	Cade Kuehler, SP	2nd

CONFERENCE HONORS

ALL-TOURNAMENT

Big South (1985-94, 2012-present)

Atlantic Sun (1995-2011)

1985	John Posey (co-MVP)	3B
	James White	OF
	Bill Wilkes	1B
1986	James White	3B
1988	Bob Palentchar (MVP)	DH
	Ricky Berrier	1B
	Rand Hood	OF
	Danny Murphy	OF
	Cory Satterfield	SP
1990	Chris Wagner (MVP)	SP
	Ricky Berrier	1B
	J.C. Hendrix	C
	Randy Hood	OF
	Ed Stanley	3B
1991	J.C. Hendrix	C
2000	Jeff Davis	C
	Jeff Huff	INF
	Adam Hawes	DH
2013	Michael Felton	2B
	Ryan Thompson	RP
2014	Ryan Thompson (MVP)	RP
	Steven Leonard	C
	Matt Nadolski	OF
	Elijah Trail	3B
2018	Matthew Barefoot (MVP)	OF
	Christian Jones	2B
	Kyle Mehl	3B
	Harry Thomas	RP
2019	Koby Collins (MVP)	1B
	Tyler Anshaw	2B
	Matthew Barefoot	OF
	Zach Minnick	C
2021	Matthew Christian	1B
	Spencer Packard	OF
	Collin Wolf	2B
	Grant Harris	OF
2022	Zach Neto (MVP)	SS
	Waldy Arias	2B
	Jarrold Belbin	3B
	Ty Cummings	RHP
	Connor Denning	DH
	Cade Kuehler	RHP

PLAYER/PITCHER OF THE WEEK

Big South (1985-94, 2012-present)

Atlantic Sun (1995-2011)

Kent Cox	Player	Mar. 29, 1994
Jeff Davis	Co-Pitcher	Mar. 5, 1996
William McLean	Player	Mar. 11, 1997
Eric Lee	Pitcher	Apr. 8, 1997
Chris Saich	Player	Apr. 15, 1997
Chris Warren	Player	Mar. 17, 1998
Dan Krause	Player	Feb. 15, 1999
Byron Batson	Pitcher	Mar. 1, 1999
Wes Hepler	Pitcher	May 10, 1999
Byron Batson	Pitcher	Apr. 17, 2000
Tony Della Costa	Player	Mar. 12, 2001
Wes Hepler	Pitcher	Apr. 1, 2001
Shaun Poole	Pitcher	Apr. 9, 2001
Wes Hepler	Pitcher	Apr. 23, 2001
Matt Kleweno	Pitcher	May 14, 2001
Nic Carter	Player	Feb. 11, 2002
Jeff Blick	Player	Mar. 24, 2003
Sal Deanda	Player	Apr. 21, 2003
Mike Priest	Player	Mar. 20, 2006
Blair Waggett	Player	Apr. 10, 2006
Quinn LeSage	Pitcher	May 1, 2006
Mike Priest	Player	May 22, 2006
Blake Herring	Pitcher	Apr. 30, 2007
Justin Lilly	Pitcher	Apr. 14, 2008
Justin Lilly	Pitcher	Apr. 21, 2008
Brandon Scott	Player	Apr. 21, 2008
Zach Johnson	Player	Mar. 2, 2009
Jimmy Brenneman	Player	Feb. 28, 2011
Jake Kirkland	Player	Mar. 5, 2012
Matt Sergey	Pitcher	Mar. 26, 2012
Michael Felton	Player	May 14, 2012
Ryan Mattes	Pitcher	May 14, 2012
Ryan Mattes	Pitcher	Feb. 18, 2013
Heath Bowers	Pitcher	Apr. 15, 2013
Ryan Thompson	Pitcher	May 6, 2013
Danny Pardo	Player	Feb. 17, 2014
Ryan Thompson	Co-Pitcher	Mar. 24, 2014
Heath Bowers	Pitcher	Apr. 14, 2014
Steven Leonard	Player	Mar. 2, 2015
Cole Hallum	Player	Mar. 10, 2015
Heath Bowers	Pitcher	Mar. 10, 2015
Cole Hallum	Player	Mar. 23, 2015
Cedric Mullins	Co-Player	Apr. 6, 2015
Heath Bowers	Pitcher	May 10, 2015
Nick Thayer	Pitcher	May 18, 2015
Nick Thayer	Pitcher	Feb. 22, 2016
Nick Thayer	Pitcher	May 9, 2016
Matthew Barefoot	Player	Mar. 6, 2017
Matthew Barefoot	Freshman	Mar. 13, 2017
Matthew Barefoot	Freshman	Mar. 27, 2017

Alex Yarem	Pitcher	Apr. 3, 2017
Matthew Barefoot	Freshman	May 8, 2017
Drew Butler	Player	May 22, 2017

Michael Horrell	Starter	Feb. 26, 2018
Christian Jones	Player	Mar. 5, 2018
Ty Babin	Freshman	Mar. 5, 2018
Logan Bender	Freshman	Mar. 19, 2018
Allan Winans	Starter	May 7, 2018
Wes Noble	Reliever	May 7, 2018
Jeff Hahs	Player	May 14, 2018
Wes Noble	Starter	May 14, 2018
Brandon Jenkins	Freshman	May 20, 2018

Seth Johnson	Co-Starter	Feb. 25, 2019
Landry Moore	Reliever	Feb. 25, 2019
Phil Simpson	Starter	Mar. 4, 2019
Matthew Barefoot	Player	Mar. 25, 2019
Ryan Chasse	Freshman	Mar. 25, 2019
Michael Horrell	Pitcher	Apr. 1, 2019
A.J. Hrica	Player	Apr. 8, 2019
Michael Horrell	Pitcher	Apr. 8, 2019
Ryan Chasse	Freshman	Apr. 15, 2019
Ryan Chasse	Starter	May 4, 2019

Cam Cowan	Starter	Mar. 2, 2020
-----------	---------	--------------

Ryan Chasse	Starter	Mar. 1, 2021
Matthew Christian	Player	Mar. 8, 2021
Ty Cummings	Freshman	Mar. 15, 2021
Ryan Chasse	Starter	Apr. 5, 2021
Zach Neto	Feshman	Apr. 12, 2021
Zach Neto	Player	Apr. 19, 2021
Kevin Westlake	Reliever	Apr. 19, 2021
Zach Neto	Freshman	Apr. 26, 2021
Thomas Harrington	Freshman	May 3, 2021
Spencer Packard	Player	May 17, 2021
Thomas Harrington	Starter	May 17, 2021
Zach Neto	Freshman	May 24, 2021

Thomas Harrington	Starter	Feb. 21, 2022
Thomas Harrington	Starter	Mar. 7, 2022
Thomas Harrington	Starter	Mar. 14, 2022
Zach Neto	Player	Mar. 14, 2022
Thomas Harrington	Starter	Apr. 4, 2022
Connor Denning	Player	Apr. 4, 2022
Tyler Halstead	Player	Apr. 11, 2022
Drake Pierson	Player	Apr. 18, 2022
Thomas Harrington	Starter	Apr. 25, 2022
Ryan Chasse	Reliever	May 4, 2022
Ty Babin	Player	May 11, 2022
Zach Neto	Player	May 18, 2022
Zach Neto	Player	May 23, 2022

NOTE: Big South Freshman of the Week awards began in 2017.

NOTE: In 2018, Big South Pitcher of the Week awards were separated to recognize a Starting Pitcher and a Relief Pitcher weekly honoree.

CONFERENCE HONORS

SCHOLAR-ATHLETE OF THE YEAR

- 2017 Drew Butler Big South
 2022 Thomas Harrington Big South

GEORGE A. CHRISTENBERRY AWARD

- 2014 Brandon Wilson Big South

NOTE: The George A. Christenberry Award for Academic Excellence is awarded to the male and female student-athlete who attains the highest GPA during their undergraduate collegiate careers. Wilson, who graduated with a 4.00 GPA and a double major in kinesiology and Spanish, was one of nine student-athletes to receive this prestigious award in 2014.

ACADEMIC ALL-CONFERENCE

Big South (1985-94, 2012-present) Atlantic Sun (1995-2011)

- 1995 Alan Cox Trans America
 Kent Cox Trans America
 Ty Daurity Trans America
 Brandon LeBlanc Trans America
 William McLean Trans America
 Chad Phillips Trans America
 Chris Porosky Trans America
 Brent Wyso Trans America
- 1996 Mike Campbell Trans America
 Kent Cox Trans America
 Chad Hicks Trans America
 Scott Jackson Trans America
 Brandon LeBlanc Trans America
 William McLean Trans America
 Brad Tremitiere Trans America
 Brent Wyso Trans America
- 1997 Scott Jackson Trans America
 Dan Krause Trans America
 William McLean Trans America
 Mike Monger Trans America
 J.T. Thomas Trans America
- 1998 Byron Batson Trans America
 Mike Campbell Trans America
 Bradley Coates Trans America
 Ray Greene Trans America
 Scott Jackson Trans America
 William McLean Trans America
 J.T. Thomas Trans America
- 1999 Mike Campbell Trans America
 Dan Krause Trans America
 Wes Hepler Trans America
- 2000 Byron Batson Trans America
 Corey Byrd Trans America
 Wes Hepler Trans America
 Matt Klewenko Trans America
 Dan Krause Trans America
 Keith Sears Trans America
 Mitch Williams Trans America
- 2001 Daniel Ennis Trans America
 Nic Ewing Trans America
 Wes Hepler Trans America
 Johnny Keelan Trans America
 Matt Klewenko Trans America
 Jon Sanderlin Trans America

- 2002 Jeff Blick Atlantic Sun
 Corey Byrd Atlantic Sun
 Nic Ewing Atlantic Sun
 Wes Hepler Atlantic Sun
 Matt Klewenko Atlantic Sun
 Jordan Topal Atlantic Sun
- 2003 Andrew Barrows Atlantic Sun
 Jeff Blick Atlantic Sun
 Brandon Dees Atlantic Sun
 Kyle Ellenz Atlantic Sun
 Nic Ewing Atlantic Sun
 Rob Finch Atlantic Sun
 Matt Klewenko Atlantic Sun
 Jeff Stoval Atlantic Sun
 Phillip Strickland Atlantic Sun
 Jordan Topal Atlantic Sun
 Lonnie Whitehead Atlantic Sun
- 2004 Jeff Blick Atlantic Sun
 Nic Ewing Atlantic Sun
 Rob Finch Atlantic Sun
 Mac Morykon Atlantic Sun
 Mike Priest Atlantic Sun
 Jeff Stoval Atlantic Sun
 Jordan Topal Atlantic Sun
- 2005 Mike Ange Atlantic Sun
 Jeff Blick Atlantic Sun
 Austin Hawkey Atlantic Sun
 Nate Logan Atlantic Sun
 Matt Marek Atlantic Sun
 Todd Matthews Atlantic Sun
 Mike Priest Atlantic Sun
 Luke Reiland Atlantic Sun
 Daniel Smith Atlantic Sun
 Phillip Strickland Atlantic Sun
 Jordan Topal Atlantic Sun
 Rob Vernon Atlantic Sun
 Joe Waldecker Atlantic Sun
 Lonnie Whitehead Atlantic Sun
 Jacob Wright Atlantic Sun
- 2006 Jacob Allen Atlantic Sun
 Mike Ange Atlantic Sun
 Matt Gardner Atlantic Sun
 Austin Harris Atlantic Sun
 Alston Hatch Atlantic Sun
 Austen Hawkey Atlantic Sun
 Tim Holt Atlantic Sun
 Matt Johnson Atlantic Sun
 Quinn LeSage Atlantic Sun
 Matt Marek Atlantic Sun
 Todd Matthews Atlantic Sun
 Mike Priest Atlantic Sun
 Luke Reiland Atlantic Sun
 Brandon Scott Atlantic Sun
 Daniel Smith Atlantic Sun
 Lincoln Smith Atlantic Sun
 Joe Waldecker Atlantic Sun
 Jacob Wright Atlantic Sun
- 2007 Jacob Allen Atlantic Sun
 Matt Gardner Atlantic Sun
 Quinn LeSage Atlantic Sun
 Rob Lyerly Atlantic Sun
 Daniel Smith Atlantic Sun
- 2008 Josh Fish Atlantic Sun
 Carlton Floyd Atlantic Sun
 Hunter Ford Atlantic Sun
 Matt Gardner Atlantic Sun
 Daniel Gardo Atlantic Sun
 Jared Lehman Atlantic Sun
 Colin Parker Atlantic Sun
 Cody Raisch Atlantic Sun
 Sean Raisch Atlantic Sun
 Brandon Scott Atlantic Sun

- 2009 Bryan Braswell Atlantic Sun
 Josh Fish Atlantic Sun
 Carlton Floyd Atlantic Sun
 Daniel Gardo Atlantic Sun
 Bryce Grady Atlantic Sun
 Josh Holskey Atlantic Sun
 D.J. Johnson Atlantic Sun
 Zach Johnson Atlantic Sun
 Ellis Lowe Atlantic Sun
 Colin Parker Atlantic Sun
 Stephen Parsons Atlantic Sun
 Jeff Rydman Atlantic Sun
- 2010 Chris Bangi Atlantic Sun
 Bryan Braswell Atlantic Sun
 Ben Brown Atlantic Sun
 Corey Carver Atlantic Sun
 Alan Denman Atlantic Sun
 Ben Fish Atlantic Sun
 Daniel Gardo Atlantic Sun
 Josh Holskey Atlantic Sun
 D.J. Johnson Atlantic Sun
 Zach Johnson Atlantic Sun
 Ryan Mattes Atlantic Sun
 Ethan Meiggs Atlantic Sun
 Colin Parker Atlantic Sun
 Jeff Rydman Atlantic Sun
 Joe Wagstaff Atlantic Sun
- 2011 Alan Denman Atlantic Sun
 Ben Fish Atlantic Sun
 Corey Forrester Atlantic Sun
 Bryce Grady Atlantic Sun
 Kyle Holmstrom Atlantic Sun
 Josh Holskey Atlantic Sun
 Ellis Lowe Atlantic Sun
 Ryan Mattes Atlantic Sun
 Nolan McBride Atlantic Sun
 Ethan Meiggs Atlantic Sun
 Kurt Odum Atlantic Sun
 Colin Parker Atlantic Sun
 Bryan Stephenson Atlantic Sun
 Joe Turkson Atlantic Sun
 Brandon Wilson Atlantic Sun
- 2012 Josh Holskey Big South
- 2013 David Olson Big South
- 2014 Matt Parrish Big South
- 2015 Matt Parrish Big South
- 2016 Matt Parrish Big South
- 2017 Drew Butler Big South
- 2018 Kyle Mehl Big South
- 2019 Wyatt Tyson Big South
- 2020 Grant Harris Big South
- 2021 Grant Harris Big South
- 2022 Thomas Harrington Big South

NOTE: The Trans America Athletic Conference changed its name to the Atlantic Sun Conference in June 2001.

NOTE: Only one student-athlete from each Big South Conference member was selected each year. The Atlantic Sun Conference honored student-athletes with a 3.0 GPA or better during the spring semester in which their playing season took place.

CONFERENCE HONORS

BIG SOUTH PRESIDENTIAL HONOR ROLL

2012

Austin Beard
Jordan Farthing
Michael Felton
Ben Fish
Kyle Holmstrom
Josh Holskey
Ryan Koopman
Nolan McBride
Kurt Odom
David Olson
Nick Ray
Brandon Wilson

2013

Austin Beard
Clayton Brown
Jordan Farthing
Ben Fish
Colby Fox
Matt Marksberry
Ryan Mattes
Nolan McBride
David Olson
Matt Parrish
Nick Ray
Elijah Trail
Aaron Vogt
Brandon Wilson

2014

Nathan Arp
Austin Beard
Brooks Borders
Clayton Brown
Drew Butler
Colby Fox
Ryan Koopman
Seth LaRue
Steven Leonard
James Moody
Danny Pardo
Matt Parrish
John Reilly
Jesse Simmons
Ryan Thompson
Greg Tonnesen
Elijah Trail
Aaron Vogt

2015

Nathan Arp
Austin Beard
Drew Butler
Cole Hallum
Seth LaRue
Kyle Leady
Anthony Lopez
Ryan Malone
Matt Meyer
James Moody
Cedric Mullins
Wes Noble
Danny Pardo
Matt Parrish
Brian Taylor
Nick Thayer
Bobby Thorson
Greg Tonnesen
Chris Walkerow
Alex Yarem
Grant Yost

2016

Drew Butler
Ben Calvano
Erik Dowse
Cole Hallum
Justin Lamazares
Jimmy Monaghan
James Moody
Wes Noble
Matt Parrish
Kyle Prats
Phil Stokes
Brian Taylor
Nick Thayer
Greg Tonnesen
Chris Walkerow
Andrew Witczak
Adam Wyse
Alex Yarem
Grant Yost

2017

Kevin Barron
Logan Bender
Drew Butler
Ben Calvano
Erik Dowse
Christian Jones
Kyle Mehl
Tyson Messer
Jimmy Monaghan
Bryce Myers
Wes Noble
Nick Rowland
Phil Stokes
Harry Thomas
Wyatt Tyson
Michael Van Degna
Allan Winans
Andrew Witczak
Adam Wyse
Alex Yarem

2018

Tyler Anshaw
Tyler Babin
Bryce Cota
Jonathan D'Ercole
Justyn Eichbaum
Mason Hayes
Logan Heintzman
Brandon Jenkins
Kyle Mehl
Jimmy Monaghan
Jordan Montgomery
Bryce Myers
Wes Noble
Phil Simpson
Joey Skracic
Harry Thomas
Wyatt Tyson
Jamil Vanheyningen
Jermaine
Vanheyningen
Alex Yarem
Jack Yusko

2019

Zach Adams
Waldy Arias
Ty Babin
Brock Bell
Julian Blackburn
Ryan Chasse
Matthew Christian
Koby Collins
Bryce Cota
Luis Gimenez
Luke Hahn
Grant Harris
Cole Hart
Logan Heintzman
A.J. Hrica
Seth Johnson
Zach Minnick
Landy Moore
Dawson Pomeroy
Ryan Sutton
Jonathan Tyler
Wyatt Tyson
Cameron Witt
Collin Wolf

2020

Zachary Adams
Waldy Arias
Tyler Babin
Ryan Chasse
Matthew Christian
Thomas Cogburn
Koby Collins
Bryce Cota
Cameron Cowan
Connor Denning
Thomas Harrill
Grant Harris
Logan Heintzman
Keegan Houser
Ryan Kennedy
Houston Koon
Landy Moore
Cameron O'Brien
Ryan Parquette
Christopher Peechatka
Fredrick Sisco
Jonathan Tyler
Wyatt Tyson
John Vanderploeg
Zachary Williams
Chandler Williford
Brendan Wright
Jack Yusko

2021

Waldy Arias
Bryce Arnold
Cade Boxrucker
Daniel Brown
Peyton Brown
Ryan Chasse
Matthew Christian
Ty Cummings
Mason De La Cruz
Connor Denning
Tyler Halstead
Thomas Harrington
Grant Harris
Wiley Hartley
Logan Heintzman
AJ Hrica
Cade Kuehler
Tyler McPeak
Simon Menier
Landy Moore
Cameron O'Brien
Ryan Parquette
CJ Peechatka
Drake Pierson
Fred Sisco
Marcus Skundrich
Jonathan Tyler
John Vanderploeg
Chandler Williford
Collin Wolf
Brendan Wright


2022

Trent Adams
Cade Anderson
Waldy Arias
Tyler Babin
Jonathan Beyme
Daniel Brown
Ryan Chasse
Ty Cummings
Connor Denning
George Ferguson
Tyler Halstead
Lawson Harrill
Thomas Harrington
Jordan Irizarry
Garret Kangas
Grant Knipp
Dylan Koontz
Cade Kuehler
Tyler McPeak
Anthony Mitta
Cameron O'Brien
Jonah Oster
Aaron Rund
Fredrick Sisco
Zachary Williams
Chandler Williford
Drew Winters

NOTE: To be named to the Big South Conference Presidential Honor Roll, student-athletes must maintain a grade point average of 3.0 (on a 4.0 scale) or better for the recently-completed academic year.



Drew Butler (2014-17)



Kyle Mehl (2017-18)

ADDITIONAL HONORS

NCCSIA ALL-STATE

- 2009 Ryan Hamme, OF . . . (only one team)
Zach Johnson, DH. . . (only one team)
- 2012 Jake Kirkland, DH . . . (only one team)
- 2013 Heath Bowers, SP 1st
Michael DeLucia, C 1st
Michael Felton, INF 1st
Ryan Mattes, SP 1st
Ben McQuown, OF 1st
David Olson, DH 1st
Ryan Thompson, RP 1st
Clayton Brown, OF 2nd
Brent Graham, INF 2nd
- 2014 Heath Bowers, SP 1st
Matt Parrish, DH 1st
Ryan Thompson, RP 1st
Matt Nadolski, OF 2nd
- 2015 Heath Bowers, SP 1st
Cole Hallum, OF 1st
- 2016 Grant Yost, SP 1st
Matt Parrish, INF 2nd
- 2017 Matthew Barefoot, OF 2nd
Cole Hallum, DH 2nd
- 2018 Matthew Barefoot, OF 1st
Jeff Hahs, DH 1st
Christian Jones, INF 2nd
Allan Winans, SP 2nd
- 2019 Matthew Barefoot, OF 1st
Michael Horrell, SP 1st
Ryan Chasse, SP 2nd
Spencer Packard, DH 2nd
Collin Wolf, INF 2nd

COLLEGE SPORTS MADNESS

BIG SOUTH FIELDER OF THE YEAR

- 2012 Jake Kirkland OF

ALL-BIG SOUTH

- 2012 Michael Felton, 2B 1st
Jake Kirkland, DH 1st
David Olson, 3B 1st
Ben McQuown, OF 2nd
Matt Sergey, SP 2nd
- 2014 Ryan Thompson, 1st
Danny Pardo, OF 2nd

BIG SOUTH PLAYER OF THE WEEK

- Ben Fish, C May 22, 2012
- Ben McQuown, OF Feb. 25, 2013
Elijah Trail, INF Mar. 4, 2013
Ben McQuown, OF Mar. 12, 2013
Clayton Brown, OF Mar. 26, 2013
Heath Bowers, SP Apr. 15, 2013

COLLEGE BASEBALL INSIDER

SOUTHEAST REGION PLAYER OF THE WEEK

- Michael Felton, INF May 18, 2012

BIG SOUTH ALL-DECADE TEAMS

1980s (1986-89)

- Greg Cloninger Infield
Randy Hood Outfield
Bob Palentchar Designated Hitter
John Posey Infield
Cory Satterfield Pitcher

1990s (1990-99)

- J.C. Hendrix Utility

2010s (2010-2019)

- Michael Horrell Pitcher
Ryan Thompson Pitcher
Matthew Barefoot Outfield
Michael Felton Infield
Cole Hallum Utility



Elijah Trail (2013-14)



Heath Bowers (2012-15)



Danny Pardo (2014-15)



RECORD BOOK



CAMPBELL
BASEBALL

TEAM SINGLE SEASON RECORDS - BATTING

BATTING AVERAGE

Year	H-AB	AVG
1. 2009	(634-1833)	.346
2. 2010	(696-2018)	.345
3. 1986	(555-1696)	.327
4. 1987	(479-1525)	.314
2005	(593-1901)	.314
2012	(639-2038)	.314
2013	(623-1985)	.314
8. 1981	(419-1349)	.311
1985	(543-1747)	.311
10. 1984	(382-1242)	.308
2006	(627-2035)	.308
12. 1998	(610-1987)	.307
13. 1982	(404-1322)	.306
2021	(570-1863)	.306
15. 2000	(568-1867)	.304
16. 2001	(527-1755)	.300
17. 2022	(624-2084)	.299
18. 1999	(548-1839)	.298
19. 2015	(563-1898)	.297
20. 1993	(489-1658)	.295

SLUGGING PERCENTAGE

Year	AB	SLG%
1. 1986	(1696 AB)	.559
2. 1985	(1747 AB)	.549
3. 2022	(2084 AB)	.548
4. 2021	(1863 AB)	.516
5. 1984	(1242 AB)	.509
6. 1987	(1525 AB)	.507
7. 1981	(1349 AB)	.504
8. 1982	(1322 AB)	.500
9. 2009	(1833 AB)	.499
10. 2010	(2018 AB)	.495
11. 1983	(1134 AB)	.466
12. 1998	(1987 AB)	.456
13. 2005	(1901 AB)	.452
14. 2006	(2035 AB)	.445
15. 1999	(1839 AB)	.442
16. 1980	(1115 AB)	.439
17. 2001	(1755 AB)	.435
18. 1988	(1578 AB)	.430
19. 2019	(1965 AB)	.428
20. 1995	(1751 AB)	.424

ON-BASE PERCENTAGE

Year	AB	OBP
1. 2009	1833	.444
2. 1982	1322	.433
3. 1986	1696	.428
4. 1985	1747	.425
2010	2018	.425
6. 2021	1863	.423
7. 1984	1242	.420
8. 1983	1134	.413
9. 2022	2084	.410
10. 2013	1985	.404
11. 2012	2038	.403
12. 1981	1349	.395
1987	1525	.395
14. 1980	1115	.390
15. 1998	1987	.386
16. 2011	1821	.385
17. 2019	1965	.383
18. 2005	1901	.381
19. 2001	1755	.380
20. 2017	1932	.373

BASE HITS

Year	Games	Hits
1. 2010	(55 G)	696
2. 2012	(59 G)	639
3. 2009	(51 G)	634
4. 2006	(57 G)	627
5. 2022	(60 G)	624
6. 2013	(59 G)	623
7. 1998	(58 G)	610
8. 2005	(54 G)	593
9. 2021	(55 G)	570
10. 2000	(57 G)	568
11. 2015	(57 G)	563
12. 1986	(51 G)	555
13. 1999	(56 G)	548
14. 2014	(62 G)	544
15. 1985	(48 G)	543
16. 2011	(54 G)	536
17. 2019	(58 G)	535
18. 2001	(54 G)	527
19. 2018	(61 G)	517
20. 2017	(57 G)	511

RUNS SCORED

Year	Games	Runs
1. 2022	(60 G)	523
2. 2009	(51 G)	516
3. 2021	(55 G)	486
4. 2010	(55 G)	482
5. 1985	(48 G)	470
6. 1986	(51 G)	432
1998	(58 G)	432
8. 2013	(59 G)	419
9. 2012	(59 G)	410
10. 2019	(58 G)	405
11. 2018	(61 G)	360
12. 2011	(54 G)	356
13. 2001	(54 G)	354
14. 2006	(57 G)	352
15. 2017	(57 G)	350
16. 2005	(54 G)	347
17. 1982	(40 G)	347
18. 1999	(56 G)	343
19. 2000	(57 G)	342
20. 1987	(45 G)	334

RUNS BATTED IN

Year	Games	RBI
1. 2022	(60 G)	473
2. 2009	(51 G)	464
3. 2021	(55 G)	441
4. 2010	(55 G)	435
5. 1985	(48 G)	434
6. 1986	(51 G)	390
7. 1998	(58 G)	376
2019	(58 G)	376
9. 2013	(59 G)	370
10. 2012	(59 G)	352
11. 2011	(54 G)	320
12. 2018	(61 G)	319
13. 2017	(57 G)	316
14. 2006	(57 G)	314
15. 2005	(54 G)	310
16. 1999	(56 G)	309
17. 2000	(57 G)	303
18. 1987	(45 G)	299
19. 1982	(40 G)	296
2001	(54 G)	296

DOUBLES

Year	Games	2B
1. 2010	(55 G)	159
2. 2009	(51 G)	142
3. 2021	(55 G)	135
4. 2022	(60 G)	130
5. 2019	(58 G)	127
6. 2012	(59 G)	115
7. 2005	(54 G)	109
8. 2011	(54 G)	108
2017	(57 G)	108
10. 1986	(51 G)	105
11. 1997	(57 G)	102
2001	(54 G)	102
13. 1999	(56 G)	101
2013	(59 G)	101
15. 2006	(57 G)	99
16. 2000	(57 G)	97
17. 2018	(61 G)	96
18. 1994	(55 G)	95
19. 1998	(58 G)	94
1988	(48 G)	94

TRIPLES

Year	Games	3B
1. 1998	(58 G)	35
2. 1997	(57 G)	24
2000	(57 G)	24
4. 2001	(54 G)	22
5. 1993	(50 G)	21
2006	(57 G)	21
7. 2013	(59 G)	20
8. 1999	(56 G)	19
2021	(55 G)	19
10. 2010	(55 G)	18
11. 2022	(60 G)	17
12. 1996	(56 G)	16
13. 1981	(45 G)	15
14. 1994	(55 G)	14
2005	(54 G)	14
2012	(59 G)	14
2016	(53 G)	14
18. 1987	(45 G)	13
1995	(55 G)	13
2002	(51 G)	13
2004	(57 G)	13
2007	(56 G)	13

HOME RUNS

Year	Games	HR
1. 2022	(60 G)	118
2. 1985	(48 G)	106
3. 1986	(51 G)	88
4. 2021	(55 G)	73
5. 1984	(39 G)	60
6. 1987	(45 G)	59
7. 1982	(40 G)	53
2018	(61 G)	53
9. 2019	(58 G)	52
10. 1981	(45 G)	51
11. 2017	(57 G)	49
12. 1983	(38 G)	48
13. 2006	(57 G)	46
14. 1998	(58 G)	44
15. 1988	(48 G)	43
16. 1999	(56 G)	42
2005	(54 G)	42
2009	(51 G)	42
19. 1995	(55 G)	40
20. 2010	(55 G)	36

TOTAL BASES

Year	Games	TB
1. 2022	(60 G)	1142
2. 2010	(55 G)	999
3. 2021	(55 G)	962
4. 1985	(48 G)	959
5. 1986	(51 G)	948
6. 2009	(51 G)	914
7. 1998	(58 G)	906
2006	(57 G)	906
9. 2005	(54 G)	859
10. 2012	(59 G)	851
11. 2019	(58 G)	842
12. 2013	(59 G)	836
13. 1999	(56 G)	813
14. 2018	(61 G)	796
15. 2017	(57 G)	786
16. 1987	(45 G)	773
2000	(57 G)	773
18. 2015	(57 G)	771
19. 2001	(54 G)	763
20. 1997	(57 G)	756

STOLEN BASE PERCENTAGE

Year	SB-ATT	Pct.
1. 1981	42-45	.933
2. 1985	53-64	.828
3. 2002	65-79	.823
4. 2018	96-118	.814
5. 2009	117-144	.813
6. 2010	119-147	.810
7. 1982	29-36	.806
8. 2019	97-121	.802
9. 2022	132-166	.795
10. 2012	115-145	.793
2017	96-121	.793
12. 2006	78-99	.788
2013	130-165	.788
14. 2015	117-149	.785
15. 1980	29-37	.784
16. 2000	93-119	.782
17. 2021	101-131	.770
18. 1986	41-54	.759
2001	104-137	.759
20. 2011	93-123	.756

STOLEN BASES

Year	Games	SB
1. 2022	(60 G)	132
2. 2013	(59 G)	130
3. 2010	(55 G)	119
4. 2009	(51 G)	117
2015	(57 G)	117
6. 2012	(59 G)	115
7. 2008	(58 G)	106
8. 2001	(54 G)	104
9. 2021	(55 G)	101
10. 2019	(58 G)	97
11. 2017	(57 G)	96
2018	(61 G)	96
13. 2000	(57 G)	93
2011	(54 G)	93
15. 2016	(53 G)	83
16. 2014	(62 G)	80
17. 2006	(57 G)	78
18. 1995	(55 G)	73
19. 1990	(48 G)	67
20. 1998	(58 G)	65

SACRIFICE FLIES

Year	Games	SF
1. 2013	(59 G)	43
2. 2021	(55 G)	39
3. 2009	(51 G)	36
4. 2019	(58 G)	35
5. 1981	(45 G)	32
6. 2008	(58 G)	30
7. 2010	(55 G)	29
2011	(54 G)	29
9. 2015	(57 G)	27
2017	(57 G)	27
2022	(60 G)	27

SACRIFICE BUNTS

Year	Games	SAC
1. 2014	(62 G)	65
2. 2015	(57 G)	62
3. 2012	(59 G)	60
4. 2008	(58 G)	52
5. 2018	(61 G)	49
6. 1996	(56 G)	44
2000	(57 G)	44
8. 1997	(57 G)	43
2001	(54 G)	43
10. 2010	(55 G)	42
2013	(59 G)	42

WALKS

Year	Games	BB
1. 1985	(48 G)	340
2. 1986	(51 G)	294
3. 1982	(40 G)	291
4. 2022	(60 G)	289
5. 2021	(55 G)	277
6. 2019	(58 G)	264
7. 1983	(38 G)	239
8. 2017	(57 G)	236
9. 1984	(39 G)	230
10. 1998	(58 G)	229
2009	(51 G)	229

HIT BY PITCH

Year	Games	HBP
1. 2011	(54 G)	133
2. 2021	(51 G)	129
3. 2013	(59 G)	124
4. 2009	(51 G)	123
2014	(62 G)	123
6. 2022	(60 G)	121
7. 2018	(61 G)	115
8. 2017	(57 G)	113
9. 2019	(58 G)	110
10. 2010	(55 G)	109
2012	(59 G)	109

TIMES STRUCK OUT

Year	Games	SO
1. 2022	(60 G)	479
2. 2017	(57 G)	469
3. 2018	(61 G)	461
4. 1997	(57 G)	445
5. 1998	(58 G)	438
6. 2016	(53 G)	415
7. 2000	(57 G)	405
8. 2021	(55 G)	398
9. 2007	(56 G)	395
10. 1999	(56 G)	390

TEAM SINGLE SEASON RECORDS - PITCHING

MOST WINS		
Year	W-L	Wins
1. 2013	(49-10)	49
2. 2012	(41-18)	41
2014	(41-21)	41
2022	(41-19)	41
5. 2019	(37-21)	37
2021	(37-18)	37
7. 2018	(35-26)	35
8. 2001	(33-21)	33
9. 1988	(32-16)	32
2015	(32-25)	32
11. 1985	(31-17)	31
1986	(31-20)	31
2000	(31-25)	31
14. 1998	(28-30)	28
2010	(28-27)	28
16. 1982	(27-13)	27
2009	(27-24)	27
18. 1995	(26-29)	26
2016	(26-27)	26
20. 1987	(25-20)	25
2005	(25-29)	25
2017	(25-32)	25

OPPONENT BATTING AVG.		
Year	IP	B/AVG
1. 2013	(531.0 IP)	.238
2. 2022	(534.0 IP)	.242
3. 1988	(402.1 IP)	.244
4. 2018	(542.0 IP)	.247
5. 2019	(514.2 IP)	.248
6. 1983	(294.2 IP)	.252
7. 2001	(446.2 IP)	.254
8. 1984	(310.0 IP)	.255
9. 2021	(478.0 IP)	.257
10. 2012	(524.2 IP)	.259
2017	(503.1 IP)	.259
12. 1995	(451.1 IP)	.264
13. 1980	(280.2 IP)	.268
2015	(504.0 IP)	.268
15. 2014	(563.1 IP)	.270
16. 2016	(462.1 IP)	.272
17. 1989	(320.0 IP)	.273
18. 1996	(460.1 IP)	.275
19. 1997	(473.1 IP)	.281
20. 1978	(216.0 IP)	.282
1999	(455.0 IP)	.282

STRIKEOUTS		
Year	IP	K
1. 2022	(534 IP)	566
2. 2018	(542.0 IP)	543
3. 2019	(514.2 IP)	511
4. 2021	(478.0 IP)	449
5. 2012	(524.2 IP)	432
6. 2000	(466.2 IP)	427
7. 2013	(531.0 IP)	423
8. 2014	(563.1 IP)	420
9. 1998	(477.0 IP)	412
10. 2017	(503.1 IP)	405
11. 1997	(473.1 IP)	403
12. 1999	(455.0 IP)	386
13. 2016	(462.1 IP)	383
14. 2015	(504.0 IP)	373
15. 1996	(460.1 IP)	361
16. 2001	(446.2 IP)	358
17. 2010	(481.0 IP)	357
18. 2011	(453.1 IP)	355
19. 2009	(428.2 IP)	337
20. 1985	(417.0 IP)	336

COMPLETE GAMES		
Year	Games	CG
1. 1979	(38 G)	18
2. 2004	(57 G)	16
3. 1982	(40 G)	15
1983	(38 G)	15
1984	(39 G)	15
1985	(48 G)	15
1989	(42 G)	15
8. 1986	(51 G)	14
9. 2003	(50 G)	13
10. 1988	(48 G)	12
11. 2001	(54 G)	11
12. 2016	(53 G)	9
13. 1995	(55 G)	8
1996	(56 G)	8
1998	(58 G)	8
16. 1987	(45 G)	7
1990	(48 G)	7
1994	(55 G)	7
1999	(56 G)	7
2002	(51 G)	7
2007	(56 G)	7

FEWEST HR ALLOWED		
Year	Games	HR
1. 2013	(59 G)	10
2. 2014	(62 G)	13
3. 1995	(55 G)	22
4. 2012	(59 G)	23
5. 1989	(42 G)	24
6. 2015	(57 G)	26
7. 1978	(27 G)	27
8. 1980	(36 G)	28
9. 1991	(51 G)	31
2019	(58 G)	31
11. 2017	(57 G)	32
12. 2003	(50 G)	33
13. 1990	(48 G)	34
2004	(57 G)	34
15. 1983	(38 G)	35
2000	(56 G)	35
2018	(61 G)	35
18. 2010	(55 G)	36
2016	(53 G)	36
20. 1987	(45 G)	37

FEWEST LOSSES		
Year	W-L	Losses
1. 2013	(49-10)	10
2. 1982	(27-13)	13
3. 1984	(24-15)	15
1983	(22-15)	15
1978	(12-15)	15
6. 1988	(32-16)	16
7. 1985	(31-17)	17
8. 1980	(18-18)	18
2012	(41-18)	18
2021	(37-18)	18
11. 2022	(41-19)	19
12. 1979	(17-20)	20
1986	(31-20)	20
1987	(25-20)	20
15. 2001	(33-21)	21
2019	(37-21)	21
2014	(41-21)	21
18. 2009	(27-24)	24
19. 1981	(20-25)	25
2000	(31-25)	25
2015	(32-25)	25

WALKS PER 9 INNINGS		
Year	IP	BB/9
1. 2015	(504.0 IP)	2.66
2. 2003	(399.2 IP)	2.99
3. 2007	(483.2 IP)	3.09
4. 2001	(446.2 IP)	3.16
5. 1981	(286.0 IP)	3.21
6. 2013	(531.0 IP)	3.24
7. 2014	(563.1 IP)	3.29
8. 2004	(457.1 IP)	3.35
9. 2012	(524.2 IP)	3.40
10. 2016	(462.1 IP)	3.56
11. 2010	(481.0 IP)	3.67
12. 1996	(460.1 IP)	3.83
13. 2009	(428.2 IP)	3.91
14. 1984	(310.0 IP)	4.01
15. 2000	(466.2 IP)	4.03
16. 1988	(402.0 IP)	4.21
17. 2008	(503.0 IP)	4.22
18. 2006	(487.1 IP)	4.36
19. 1990	(391.0 IP)	4.51
2019	(514.2 IP)	4.51

SAVES		
Year	Games	SV
1. 2014	(62 G)	20
2022	(60 G)	20
3. 2012	(59 G)	18
4. 2015	(57 G)	16
5. 2013	(59 G)	15
6. 2018	(61 G)	14
7. 2019	(58 G)	13
8. 1985	(48 G)	11
1996	(56 G)	11
10. 1986	(51 G)	10
2000	(56 G)	9
2017	(57 G)	9
13. 1988	(48 G)	9
13. 1995	(55 G)	8
1997	(57 G)	8
2006	(57 G)	8
17. 1991	(51 G)	7
1994	(55 G)	7
1999	(56 G)	7
2009	(51 G)	7
2016	(53 G)	7
2021	(55 G)	7

INNINGS PITCHED		
Year	Games	IP
1. 2014	(62 G)	563.1
2. 2018	(61 G)	542.0
3. 2022	(60 G)	534.0
4. 2013	(59 G)	531.0
5. 2012	(59 G)	524.2
6. 2019	(58 G)	514.2
7. 2015	(57 G)	504.0
8. 2017	(57 G)	503.1
9. 2008	(58 G)	503.0
10. 2006	(57 G)	487.1
11. 2007	(56 G)	483.2
12. 2010	(55 G)	481.0
13. 2021	(55 G)	478.0
14. 1998	(58 G)	477.0
15. 1997	(57 G)	473.1
16. 2000	(56 G)	466.2
17. 2016	(53 G)	462.1
18. 2005	(54 G)	461.0
19. 1996	(56 G)	460.1
20. 2004	(57 G)	457.1

FIELDING PERCENTAGE		
Year	Errors-Chances	FLD%
1. 2018	(60-2140)	.974
2. 2012	(58-2140)	.973
3. 2013	(69-2251)	.969
4. 2021	(64-2020)	.968
2022	(71-2226)	.968
6. 2019	(70-2141)	.967
7. 2009	(64-1881)	.966
8. 2010	(75-2110)	.964
2014	(88-2432)	.964
2017	(78-2155)	.964
11. 1999	(75-1982)	.962
2003	(69-1815)	.962
13. 1988	(74-1782)	.958
14. 2005	(86-2014)	.957
15. 2000	(88-1980)	.956
16. 2004	(92-2038)	.955
2015	(97-2175)	.955
2016	(89-1983)	.955
19. 2001	(91-1981)	.954
2002	(81-1747)	.954
2007	(96-2070)	.954

EARNED RUN AVERAGE		
Year	IP	ERA
1. 2013	(531.0 IP)	2.63
2. 2015	(504.0 IP)	3.48
3. 2014	(563.1 IP)	3.51
4. 2012	(524.2 IP)	3.86
5. 1988	(402.1 IP)	4.05
6. 2001	(446.2 IP)	4.11
7. 1984	(310.0 IP)	4.12
8. 2019	(514.2 IP)	4.18
9. 1983	(294.2 IPV)	4.21
10. 1995	(451.1 IP)	4.27
11. 2003	(399.2 IPV)	4.32
12. 1996	(460.1 IP)	4.61
13. 2018	(542.0 IP)	4.78
14. 2021	(478.0 IP)	4.80
2022	(534.0 IP)	4.80
15. 2000	(466.2 IP)	4.84
16. 2016	(462.1 IP)	4.87
17. 1989	(320.0 IP)	4.95
18. 1980	(280.2 IP)	5.04
19. 1979	(307.0 IP)	5.10
20. 2017	(503.1 IP)	5.19

STRIKEOUTS PER 9 INNINGS		
Year	IP	K/9
1. 2022	(534 IP)	9.54
2. 2018	(542.0 IP)	9.02
3. 2019	(514.2 IP)	8.94
4. 2021	(478.0 IP)	8.50
5. 2000	(466.2 IP)	8.23
6. 1998	(477.0 IP)	7.77
7. 1984	(310.0 IP)	7.69
8. 1997	(473.1 IP)	7.66
9. 1999	(455.0 IP)	7.64
10. 2016	(462.1 IP)	7.46
11. 2012	(524.2 IP)	7.41
12. 1988	(402.0 IP)	7.38
13. 1985	(417.0 IP)	7.25
14. 2017	(503.1 IP)	7.24
15. 2001	(446.2 IP)	7.21
16. 2013	(531.0 IP)	7.17
17. 2009	(428.2 IP)	7.08
18. 1996	(460.1 IP)	7.06
19. 2011	(453.1 IP)	7.05
20. 1982	(315.2 IP)	6.96

FEWEST ERRORS		
Year	Games	Errors
1. 2012	(59 G)	58
2. 2018	(61 G)	60
3. 2009	(51 G)	64
2021	(55 G)	64
5. 1978	(27 G)	65
6. 2013	(59 G)	69
2003	(50 G)	69
8. 2019	(58 G)	70
1984	(39 G)	70
10. 2022	(60 G)	71
11. 1982	(40 G)	72
12. 1988	(48 G)	74
13. 2010	(55 G)	75
1999	(56 G)	75
15. 2017	(57 G)	78
16. 2002	(51 G)	81
17. 1987	(45 G)	85
18. 2005	(54 G)	86
19. 2014	(62 G)	88
2000	(57 G)	88

MOST HR ALLOWED		
Year	Games	HR
1. 1999	(56 G)	74
2. 1985	(48 G)	65
3. 2009	(51 G)	61
4. 1998	(58 G)	59
5. 2006	(57 G)	55
6. 1992	(55 G)	54
7. 2005	(54 G)	52
8. 1997	(57 G)	49
9. 1984	(39 G)	48
1986	(51 G)	48
11. 2008	(58 G)	47
12. 2021	(55 G)	46
13. 2022	(60 G)	42
14. 2007	(56 G)	41
15. 1982	(40 G)	40
1988	(48 G)	40
17. 1994	(55 G)	39
2011	(54 G)	39
19. 1993	(50 G)	38
1996	(56 G)	38
2001	(54 G)	38
2002	(51 G)	38

SHUTOUTS		
Year	Games	SHO
1. 2003	(50 G)	6
2012	(59 G)	6
2013	(59 G)	6
2014	(62 G)	6
5. 1988	(48 G)	4
2000	(56 G)	4
7. 1979	(38 G)	3
1981	(45 G)	3
1989	(42 G)	3
2016	(53 G)	3
2018	(61 G)	3
2019	(58 G)	3
13. 13 times	---	2

SEASON BATTING LEADERS

HIGHEST BATTING AVG

	H-AB	Avg.
1. J.C. Hendrix (1991)	89-192	.464
2. Ryan Hamme (2009)	71-162	.438
3. Wayne Dale (1982)	64-148	.432
4. Clayton Brown (2013)	47-110	.427
5. Michael Felton (2012)	103-243	.424
6. John Posey (1985)	75-178	.421
7. Chris Bangi (2010)	78-187	.417
8. Kevin Nelson (2009)	45-110	.409
9. Bobby Spicer (1980)	47-115	.409
10. Zach Neto (2022)	81-199	.407

MOST RUNS SCORED

	Runs
1. Bill Wilkes (1985)	71
2. Ellis Lowe (2009)	69
3. Chris Bangi (2009)	66
Jimmy Brenneman (2012)	66
5. Ben McQuown (2013)	65
Zach Neto (2022)	65
7. John Posey (1986)	64
8. Jarrod Belbin (2022)	63
Drake Pierson (2022)	63
9. Mike Priest (2006)	62
10. John Posey (1985)	61
Ryan Hamme (2009)	61
Connor Denning (2021)	60

MOST TRIPLES

	Triples
1. Kevin Worley (1998)	8
2. Chris Warren (1998)	7
Nic Carter (2001)	7
Brandon Scott (2006)	7
Cedric Mullins (2015)	7
6. Ed Stanley (1993)	6
7. Johnny Baldwin (1981)	5
Chris Porosky (1996)	5
Robert Marcano (1997)	5
Jeff Huff (1998)	5
Jason Wilkerson (1998)	5
Nic Carter (2000)	5
Tony Della Costa (2001)	5
Jeff Randol (2004)	5
Anthony Lopez (2016)	5

MOST GAMES PLAYED

	Games
1. Matt Nadolski (2014)	62
Elijah Trail (2014)	62
3. Tyler Anshaw (2018)	61
Christian Jones (2018)	61
Bryce Myers (2018)	61
6. Matthew Barefoot (2018)	60
7. Jarrod Belbin (2022)	60
7. 10 Players	59

MOST BASE HITS

	Hits
1. Michael Felton (2012)	103
2. Ellis Lowe (2010)	92
3. Ellis Lowe (2009)	90
Mike Priest (2006)	90
5. J.C. Hendrix (1991)	89
6. Tim Holt (2006)	85
7. Tim Holt (2005)	84
Brandon Scott (2006)	84
9. Michael Felton (2013)	83
10. Kevin Worley (1998)	81
Zach Neto (2022)	81

MOST HOME RUNS

	Home Runs
1. John Posey (1985)	26
2. Bill Wilkes (1985)	22
3. Christian Jones (2018)	20
4. Jarrod Belbin (2022)	19
Drake Pierson (2022)	19
6. James White (1986)	18
7. John Posey (1986)	17
8. Wayne Dale (1981)	16
Wayne Dale (1982)	16
Matthew Christian (2021)	16
10. Reggie Davis (1995)	15

MOST AT-BATS

	At-Bats
1. Jarrod Belbin	247
2. Matt Nadolski (2014)	244
3. Michael Felton (2012)	243
4. Ellis Lowe (2010)	241
5. Tim Holt (2006)	238
6. Cedric Mullins (2015)	235
7. Kevin Worley (1998)	231
Brandon Scott (2006)	231
9. Ellis Lowe (2011)	230
Tim Holt (2005)	230
Carlton Floyd (2007)	230

MOST DOUBLES

	Doubles
1. Ellis Lowe (2010)	31
2. Zach Johnson (2009)	29
3. Ryan Hamme (2009)	26
Connor Denning (2021)	26
5. Cedric Mullins (2015)	23
Zach Neto (2022)	23
6. Mike Priest (2005)	22
Matthew Barefoot (2017)	22
8. J.C. Hendrix (1992)	20
Zach Johnson (2010)	20
David Olson (2012)	20

MOST RUNS BATTED IN

	Runs Batted In
1. John Posey (1985)	75
2. Bill Wilkes (1985)	71
3. Christian Jones (2018)	67
Spencer Packard (2021)	67
5. Chris Mitta (1986)	66
6. Matthew Christian (2021)	65
7. Drake Pierson	63
8. Ellis Lowe (2009)	62
9. Wayne Dale (1982)	61
Zach Johnson (2009)	61
Zach Johnson (2010)	61

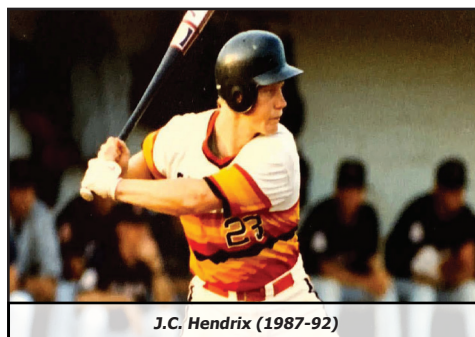
SEASON BATTING LEADERS

MOST TOTAL BASES

	Total Bases
1. John Posey (1985)	170
2. Drake Pierson (2022)	154
3. Bill Wilkes (1985)	153
Zach Neto (2022)	153
5. Mike Priest (2006)	151
6. J.C. Hendrix (1991)	150
7. John Posey (1986)	146
8. Mike Priest (2005)	145
9. Chris Warren (1998)	143
10. Jarrod Belbin (2022)	142

MOST TIMES HIT BY PITCH

	HBP
1. Jimmy Brenneman (2011)	31
2. Chris Bangi (2009)	30
3. Jimmy Brenneman (2012)	27
Waldy Arias (2021)	27
5. Matthew Barefoot (2018)	23
6. Chris Bangi (2010)	22
Steven Leonard (2014)	22
Elijah Trail (2014)	22
Cole Hallum (2017)	22
10. Drake Pierson (2022)	21



J.C. Hendrix (1987-92)

HIGHEST SLUGGING PCT.

	SLG%
1. John Posey (1985)	.955
2. Wayne Dale (1982)	.831
3. Bill Wilkes (1985)	.789
4. J.C. Hendrix (1991)	.781
5. Wayne Dale (1981)	.770
6. Zach Neto (2022)	.769
7. John Posey (1986)	.749
8. Zach Neto (2021)	.746
9. Bobby Spicer (1980)	.713
10. Zach Johnson (2009)	.705

HIGHEST ON-BASE PCT.

	OBP
1. John Posey (1985)	.554
2. Chris Bangi (2010)	.548
3. Chris Bangi (2009)	.538
4. Wayne Dale (1982)	.533
5. J.C. Hendrix (1991)	.527
Ryan Hamme (2009)	.527
7. Bobby Spicer (1980)	.524
8. Bill Wilkes (1984)	.519
9. Zach Neto (2022)	.514
10. Bill Wilkes (1985)	.506



Michael Felton (2012-13)

MOST WALKS


	Walks
1. Rodney Stovall (1985)	56
2. John Posey (1985)	48
3. Bill Wilkes (1983)	46
4. Jimmy Brenneman (2012)	44
5. Bill Wilkes (1985)	43
6. Phil Hunt (1981)	40
Randy Hood (1990)	40
8. William McLean (1997)	39
9. Zach Neto (2022)	39
10. Greg Cloninger (1986)	38
Chris Mitta (1986)	38
Chris Bangi (2010)	38

MOST STOLEN BASES

	Stolen Bases
1. Ben McQuown (2013)	54
2. Drew Butler (2017)	38
3. Brandon Scott (2008)	35
4. Matthew Barefoot (2018)	33
5. Nic Carter (2002)	32
6. Nic Carter (2001)	31
7. Jimmy Brenneman (2012)	30
8. Steven Leonard (2015)	29
9. Ben McQuown (2012)	27
10. Randy Hood (1990)	26
Chris Bangi (2010)	26
Jimmy Brenneman (2011)	26
Tyler Halstead (2022)	26



Zach Johnson (2007-10)



Christian Jones (2017-18)

SEASON PITCHING LEADERS

LOWEST ERA

	ERA
1. Ryan Thompson (2013)	0.88
2. Ryan Thompson (2014)	1.33
3. Heath Bowers (2013)	1.69
4. Ryan Mattes (2013)	1.94
5. Hector Cedano (2014)	2.31
6. Thomas Harrington (2022)	2.53
7. Nick Thayer (2015)	2.58
8. Wes Hepler (2001)	2.61
9. Michael Horrell (2019)	2.62
10. Grant Yost (2016)	2.64

MOST SAVES

	Saves
1. Ryan Thompson (2014)	17
2. Ryan Mattes (2012)	10
Ryan Thompson (2013)	10
4. Cole Hallum (2015)	9
5. Kenny Milton (1988)	8
J.T. Thomas (1996)	8
Tyson Messer (2018)	8
8. J.T. Thomas (1997)	7
9. Henry Rochelle (1986)	6
Jamie Davis (1994)	6
Daniel Hall (2000)	6
Erik Dowse (2016)	6
Ryan Chasse (2022)	6
Ty Cummings (2022)	6

MOST GAMES STARTED

	Games
1. Wes Hepler (2001)	18
Heath Bowers (2014)	18
3. Eric Lee (1997)	17
4. Corey Byrd (2000)	16
Matt Klewenko (2003)	16
Josh Blades (2004)	16
Ryan Koopman (2011)	16
Ryan Mattes (2013)	16
Hector Cedano (2014)	16
10. 8 Players	15
- Last: Harrington and Kuehler (2022)	

MOST WINS

	Wins
1. Thomas Harrington (2022)	12
2. Wes Hepler (2001)	11
3. Barry Wilson (1987)	10
Heath Bowers (2014)	10
Michael Horrell (2019)	10
6. Cory Satterfield (1988)	9
Heath Bowers (2013)	9
Ryan Thompson (2013)	9
9. Hector Cedano (2013)	8
Matt Marksberry (2013)	8
Ryan Mattes (2013)	8
Hector Cedano (2014)	8
Ryan Koopman (2014)	8
Heath Bowers (2015)	8
Nick Thayer (2016)	8

MOST APPEARANCES

	App.
1. Ryan Thompson (2014)	39
2. Byron Batson (2000)	37
3. Ryan Thompson (2013)	31
4. Kenny Milton (1987)	30
Ty Cummings (2022)	30
6. Logan Bender (2018)	29
7. J.T. Thomas (1997)	28
8. Kenny Milton (1988)	27
Hunter Ford (2008)	27
Tyson Messer (2018)	27

MOST COMPLETE GAMES

	Games
1. Wes Hepler (2001)	8
2. Joe Stephenson (1984)	7
Marty Warren (1985)	7
4. Dave Terrill (1979)	6
Darin Cloninger (1982)	6
Darin Cloninger (1983)	6
John Posey (1984)	6
8. 11 players tied, last Nick Thayer (2016)	5

HIGHEST WON-LOST PCT.

	Record	Pct.
1. Andrew Jacobsen (2012)	7-0	1.00
Matt Sergey (2012)	7-0	1.00
Heath Bowers (2013)	9-0	1.00
Hector Cedano (2014)	8-0	1.00
5. Ryan Thompson (2013)	9-1	.900
Logan Heintzman (2021)	7-1	.875
7. Thomas Harrington (2022)	12-1	.857
Dan Crewe (1982)	6-1	.857
Kenny Milton (1988)	6-1	.857
Mike Ange (2005)	6-1	.857

MOST RELIEF APPEARANCES

	App.
1. Ryan Thompson (2014)	39
2. Byron Batson (2000)	37
3. Ryan Thompson (2013)	31
4. Kenny Milton (1987)	30
Ty Cummings (2022)	30
6. Logan Bender (2018)	29
7. J.T. Thomas (1997)	28
8. Tyson Messer (2018)	27
9. Kenny Milton (1988)	26
J.T. Thomas (1996)	26
Bradley Stancil (2006)	26
Ryan Mattes (2012)	26

MOST SHUTOUTS

	Shutouts
1. Wes Hepler (1981)	2
2. 31 times, last Thomas Harrington (21)	1

SEASON PITCHING LEADERS

MOST INNINGS PITCHED

	Innings
1. Wes Hepler (2001)	131.0
2. Heath Bowers (2014)	115.1
3. Ryan Mattes (2013)	106.2
4. Josh Blades (2004)	104.1
5. Marty Warren (1985)	102.1
6. Cory Satterfield (1988)	101.2
7. David Walters (1986)	100.2
8. Eric Lee (1997)	99.2
Ryan Koopman (2014)	99.2
10. Grant Yost (2016)	95.1

MOST LOSSES

	Losses
1. Rick Berrier (1991)	10
Quinn LeSage (2007)	10
Ryan Koopman (2011)	10
4. LaGrande Russell (1989)	9
Tom McGraw (1990)	9
Chris Wagner (1990)	9
Bob Wharton (1993)	9
Andy High (1994)	9
Daniel Hall (1999)	9
Josh Blades (2004)	9
Chris England (2007)	9
Logan Self (2011)	9

MOST ER ALLOWED

	Runs
1. Eric Lee (1997)	72
2. Blake Herring (2007)	64
3. Eric Lee (1998)	63
4. Cory Satterfield (1987)	62
5. David Walters (1986)	60
6. Bob Wharton (1992)	59
Ryan Koopman (2011)	59
8. Tyler Sexton (2005)	58
9. Ricky Berrier (1991)	56
Daniel Hall (1999)	56

MOST STRIKEOUTS

	Strikeouts
1. Thomas Harrington (2022)	111
Cade Kuehler (2022)	111
3. Marty Warren (1985)	106
4. Heath Bowers (2014)	101
5. Wes Hepler (2001)	97
6. Allan Winans (2018)	96
7. Barry Wilson (1987)	93
8. Cory Satterfield (1988)	90
Heath Bowers (2015)	90
10. Ryan Thompson (2014)	87

MOST HITS ALLOWED

	Hits
1. Logan Davis (2010)	119
2. David Walters (1986)	118
Eric Lee (1997)	118
4. Josh Blades (2004)	116
5. Justin Lilly (2008)	115
Ryan Koopman (2011)	115
7. Justin Lilly (2007)	114
8. Quinn LeSage (2007)	111
Heath Bowers (2014)	111
10. Ricky Berrier (1991)	110

MOST WALKS ALLOWED

	Walks
1. David Walters (1986)	66
Aaron Miller (1997)	66
3. Marty Warren (1985)	64
4. Bob Wharton (1992)	50
5. Barry Wilson (1987)	48
6. Chuck Urban (1985)	47
Ryan Koopman (2011)	47
8. Brian Semmens (1990)	46
Travis Quick (1998)	46
Daniel Hall (1999)	46
Josh Blades (2004)	46


MOST STRIKEOUTS PER NINE IP.

	K/9
1. Cade Kuehler (2022)	11.90
2. Seth Johnson (2019)	10.99
3. Thomas Harrington (2022)	10.80
4. Allan Winans (2018)	10.50
5. Kenny Milton (1988)	10.16
6. Matt Marksberry (2013)	9.70
7. Matt Marksberry (2011)	9.67
8. Barry Wilson (1987)	9.33
9. Marty Warren (1985)	9.32
10. Wes Noble (2017)	8.95


MOST RUNS ALLOWED

	Runs
1. Eric Lee (1997)	83
Ryan Koopman (2011)	83
3. David Walters (1986)	78
4. Chris Wagner (1990)	77
5. Cory Satterfield (1987)	75
Eric Lee (1998)	75
7. Bob Wharton (1992)	71
8. Blake Herring (2007)	70
Justin Lilly (2007)	70
10. Tom McGraw (1990)	68
Brian Semmens (1990)	68

** MINIMUM 1.0 IP PER TEAM GAME **



Marty Warren (1985)



Thomas Harrington (2021)

CAREER BATTING LEADERS

HIGHEST BATTING AVG

	H-AB	Avg.
1. Zach Neto (2020-22)	152-377	.403
2. John Posey (1984-86)	201-501	.401
3. Michael Felton (2012-13)	186-476	.398
4. Chris Bangi (2009-10)	124-327	.379
5. Wayne Dale (1980-82)	125-334	.374
6. Mike Corbitt (1997-98)	147-399	.368
7. J.C. Hendrix (1989-92)	234-640	.366
8. Tim Holt (2005-06)	169-468	.361
Ellis Lowe (2008-11)	332-919	.361
10. Tony Della Costa (2000-01)	146-408	.358
Mike Priest (2004-06)	227-634	.358

** MINIMUM 300 AT-BATS **

MOST RUNS SCORED

	Runs
1. Ellis Lowe (2008-11)	201
2. Bill Wilkes (1982-85)	170
3. Greg Cloninger (1984-87)	160
Ryan Hamme (2006-09)	160
5. Zach Johnson (2007-10)	159
Matthew Barefoot (2017-19)	159
7. John Posey (1984-86)	152
8. Randy Hood (1987-90)	151
9. James White (1983-86)	148
10. Kent Cox (1993-96)	147
Jeff Huff (1998-01)	147

MOST TRIPLES

	Triples
1. Nic Carter (2000-02)	15
2. Brandon Scott (2005-08)	13
3. Chris Warren (1995-98)	12
4. Chris Porosky (1992-96)	11
5. Keith Sears (1997-00)	9
6. Ed Stanley (1990-93)	8
Josh Maddocks (1993-94)	8
Scott Jackson (1994-98)	8
Kevin Worley (1998)	8
Jeff Huff (1998-01)	8

MOST GAMES PLAYED

	Games
1. Ellis Lowe (2008-11)	217
2. Bradley Coates (1998-01)	214
3. Jeff Huff (1998-01)	212
4. Zach Johnson (2007-10)	209
5. Kent Cox (1993-96)	207
6. Ryan Hamme (2006-09)	205
7. Andy Priest (1992-95)	202
8. Ed Stanley (1990-93)	197
9. Keith Sears (1997-00)	193
10. Jeff Blick (2002-05)	193

MOST BASE HITS

	Hits
1. Ellis Lowe (2008-11)	332
2. Kent Cox (1993-96)	269
3. Ryan Hamme (2006-09)	263
4. J.C. Hendrix (1989-92)	234
5. Ed Stanley (1990-93)	231
Zach Johnson (2007-10)	231
7. Bradley Coates (1998-01)	230
8. Greg Cloninger (1984-87)	229
9. Matthew Barefoot (2017-19)	228
10. Mike Priest (2004-06)	227

MOST HOME RUNS

	Home Runs
1. John Posey (1984-86)	50
2. Bill Wilkes (1982-85)	38
3. Chris Mitta (1986-88)	36
Mike Priest (2004-06)	36
5. Wayne Dale (1980-82)	34
6. J.C. Hendrix (1989-92)	31
7. James White (1983-86)	30
Matthew Barefoot (2017-19)	30
9. Kevin Barger (1980-84)	28
10. Zach Neto (2020-22)	27

MOST AT-BATS

	At-Bats
1. Ellis Lowe (2008-11)	919
2. Kent Cox (1993-96)	774
3. Zach Johnson (2007-10)	766
4. Ryan Hamme (2006-09)	764
5. Jeff Huff (1998-01)	748
6. Bradley Coates (1998-01)	738
7. Ed Stanley (1990-93)	736
8. Andy Priest (1992-95)	690
9. Matthew Barefoot (2017-19)	679
10. Brandon Scott (2005-08)	669

MOST DOUBLES

	Doubles
1. Ellis Lowe (2008-11)	69
2. Zach Johnson (2007-10)	65
3. Ryan Hamme (2006-09)	59
4. J.C. Hendrix (1989-92)	58
5. Matthew Barefoot (2017-19)	53
6. Jeff Huff (1998-01)	52
7. Mike Priest (2004-06)	49
8. Bob Palentchar (1986-89)	45
9. Chris Mitta (1986-88)	44
10. Zach Neto (2020-22)	40

MOST RUNS BATTED IN

	Runs Batted In
1. Ellis Lowe (2008-11)	173
2. Jeff Huff (1998-01)	167
3. John Posey (1984-86)	165
4. Zach Johnson (2007-10)	161
5. Ryan Hamme (2006-09)	151
6. Chris Mitta (1986-88)	148
7. Bill Wilkes (1982-85)	143
8. J.C. Hendrix (1989-92)	140
9. Mike Priest (2004-06)	138
10. Bob Palentchar (1986-89)	135

CAREER BATTING LEADERS

MOST TOTAL BASES

	Total Bases
1. Ellis Lowe (2008-11)	449
2. J.C. Hendrix (1989-92)	399
3. Mike Priest (2004-06)	398
4. John Posey (1984-86)	397
5. Matthew Barefoot (2017-19)	383
6. Zach Johnson (2007-10)	382
7. Ryan Hamme (2006-09)	379
8. Kent Cox (1993-96)	341
9. Chris Warren (1995-98)	339
10. Bill Wilkes (1982-85)	329

HIGHEST SLUGGING PCT.

	SLG%
1. John Posey (1984-86)	.792
2. Zach Neto (2020-22)	.751
3. Wayne Dale (1980-82)	.749
4. Bill Wilkes (1982-85)	.639
5. Chris Mitta (1986-88)	.638
6. Reggie Davis (1994-95)	.636
7. Mike Priest (2004-06)	.628
8. J.C. Hendrix (1989-92)	.623
9. Bob Posey (1982-84)	.605
10. Danny Murphy (1984-88)	.582

MOST WALKS

	Walks
1. Bill Wilkes (1982-85)	152
2. Kevin Barger (1980-84)	116
3. Greg Cloninger (1984-87)	114
4. J.C. Hendrix (1989-92)	110
5. Phil Hunt (1979-82)	99
Randy Hood (1987-90)	99
7. Rodney Stovall (1982-85)	98
8. Bobby Spicer (1980-83)	94
John Posey (1984-86)	94
10. Ed Stanley (1990-93)	92

MOST TIMES HIT BY PITCH


	HBP
1. Waldy Arias (2019-22)	61
2. Jimmy Brenneman (2011-12)	58
3. Chris Bangi (2009-10)	52
4. Matthew Barefoot (2017-19)	41
5. David Olson (2012-13)	40
Cole Hallum (2015-17)	40
7. Steven Leonard (2014-15)	37
8. Elijah Trail (2013-14)	35
9. Josh Holskey (2009-12)	33
10. Josh Maddocks (1993-94)	32
Ryan Hamme (2006-09)	32

HIGHEST ON-BASE PCT.


	OBP
1. Chris Bangi (2009-10)	.543
2. John Posey (1984-86)	.500
Zach Neto (2020-22)	.500
4. Bill Wilkes (1982-85)	.498
5. Jimmy Brenneman (2011-12)	.480
6. Wayne Dale (1980-82)	.475
7. Bobby Spicer (1980-83)	.468
8. J.C. Hendrix (1989-92)	.463
9. Rodney Stovall (1982-85)	.461
Joe Anthonson (2004-05)	.461

MOST STOLEN BASES


	Stolen Bases
1. Ben McQuown (2012-13)	81
2. Brandon Scott (2005-08)	80
3. Nic Carter (2000-02)	72
4. Matthew Barefoot (2017-19)	65
5. Drew Butler (2014-17)	62
6. James White (1983-86)	58
7. Randy Hood (1987-90)	56
Jeff Blick (2002-05)	56
Jimmy Brenneman (2011-12)	56
10. Ellis Lowe (2008-11)	49
Luis Gimenez (2018-19)	49




John Posey (1984-86)



Nic Carter (2000-05)



Ellis Lowe (2008-11)




Chris Bangi (2009-10)




Ben McQuown (2012-13)

YEAR-BY-YEAR BATTING LEADERS

BATTING AVERAGE			RUNS SCORED			RUNS BATTED IN			SLUGGING PERCENTAGE			ON-BASE PERCENTAGE		
1978	Jay Fitzgerald (Jr.)	.361	1978	Bryan Smith (Fr.)	26	1978	Max Mann (Sr.)	28	1978	Max Mann (Sr.)	.677	1978	N/A	
1979	Doug Tanner (Jr.)	.373	1979	Bryan Smith (So.)	32	1979	Doug Tanner (Jr.)	28	1979	Doug Tanner (Jr.)	.579	1979	N/A	
1980	Bobby Spicer (Fr.)	.409	1980	Bobby Spicer (Fr.)	33	1980	Bobby Spicer (Fr.)	36	1980	Bobby Spicer (Fr.)	.713	1980	Bobby Spicer (Fr.)	.500
1981	Wayne Dale (Jr.)	.372	1981	Herb Williams (Jr.)	47	1981	Wayne Dale (Jr.)	44	1981	Wayne Dale (Jr.)	.770	1981	Bobby Spicer (So.)	.524
	Herb Williams (Jr.)	.372	1982	Kevin Barger (So.)	45	1982	Wayne Dale (Sr.)	61	1982	Wayne Dale (Sr.)	.831	1982	Wayne Dale (Sr.)	.538
1982	Wayne Dale (Sr.)	.432		Wayne Dale (Sr.)	45	1983	Bob Posey (So.)	46	1983	Bob Posey (So.)	.686	1983	Bobby Spicer (Jr.)	.490
1983	Bobby Spicer (Sr.)	.330	1983	Bobby Spicer (Sr.)	33	1984	Bob Posey (Jr.)	43	1984	Bill Wilkes (Jr.)	.677	1984	Bill Wilkes (Jr.)	.519
1984	Bill Wilkes (Jr.)	.394	1984	Bill Wilkes (Jr.)	41	1985	John Posey (So.)	75	1985	John Posey (So.)	.955	1985	John Posey (So.)	.554
1985	John Posey (So.)	.421	1985	Bill Wilkes (Sr.)	71	1986	Chris Mitta (So.)	66	1986	John Posey (Jr.)	.749	1986	John Posey (Jr.)	.496
1986	John Posey (Jr.)	.405	1986	John Posey (Jr.)	64	1987	Chris Mitta (Jr.)	45	1987	Chris Mitta (Jr.)	.683	1987	Greg Cloninger (Sr.)	.464
1987	Greg Cloninger (Sr.)	.384	1987	Greg Cloninger (Sr.)	50	1988	Chris Mitta (Sr.)	37	1988	Chris Mitta (Sr.)	.556	1988	Danny Murphy	.434
1988	Chris Mitta (Sr.)	.310	1988	Chris Mitta (Sr.)	42	1989	Bob Palentchar (Sr.)	24	1989	Randy Hood (Jr.)	.510	1989	Randy Hood (Jr.)	.433
1989	Randy Hood (Jr.)	.357	1989	Randy Hood (Jr.)	30	1990	J.C. Hendrix (So.)	38	1990	J.C. Hendrix (So.)	.533	1990	Randy Hood (Sr.)	.498
1990	Randy Hood (Sr.)	.366	1990	Randy Hood (Sr.)	47	1991	J.C. Hendrix (Jr.)	41	1991	J.C. Hendrix (Jr.)	.781	1991	J.C. Hendrix (Jr.)	.527
1991	J.C. Hendrix (Jr.)	.464	1991	J.C. Hendrix (Jr.)	50	1992	J.C. Hendrix (Sr.)	46	1992	J.C. Hendrix (Sr.)	.692	1992	J.C. Hendrix (Sr.)	.476
1992	J.C. Hendrix (Sr.)	.368	1992	J.C. Hendrix (Sr.)	48	1993	Ed Stanley (Sr.)	38	1993	Ed Stanley (Sr.)	.561	1993	Josh Maddocks (Jr.)	.451
1993	Kent Cox (Fr.)	.384	1993	Josh Maddocks (Jr.)	42	1994	Reggie Davis (Fr.)	42	1994	Reggie Davis (Fr.)	.598	1994	Reggie Davis (Fr.)	.447
1994	Kent Cox (So.)	.337	1994	Josh Maddocks (Sr.)	41	1995	Reggie Davis (So.)	48	1995	Reggie Davis (So.)	.674	1995	Kent Cox (Jr.)	.438
1995	Kent Cox (Jr.)	.362	1995	Reggie Davis (So.)	42	1996	Willy Kingsbury (Sr.)	34	1996	Chris Porosky (Sr.)	.429	1996	Reggie Davis (So.)	.438
1996	Kent Cox (Sr.)	.319	1996	Kent Cox (Sr.)	39	1997	Mike Corbitt (Jr.)	51	1997	Mike Corbitt (Jr.)	.547	1996	Kent Cox (Sr.)	.386
1997	Mike Corbitt (Jr.)	.360	1997	William McLean (Jr.)	42	1998	Chris Warren (Sr.)	57	1998	Chris Warren (Sr.)	.678	1997	William McLean (Jr.)	.416
1998	Mike Corbitt (Sr.)	.378	1998	Chris Warren (Sr.)	59	1999	Mike Campbell (Sr.)	41	1999	Ben Barker (Sr.)	.592	1998	Chris Warren (Sr.)	.466
1999	Ben Barker (Sr.)	.366	1999	Ben Barker (Sr.)	48		Dan Krause (Jr.)	41	2000	Adam Hawes (So.)	.531	1999	Chris Wiley (Fr.)	.438
2000	Adam Hawes (So.)	.399	2000	Tony Della Costa (Jr.)	50	2000	Tony Della Costa (Jr.)	41	2001	Tony Della Costa (Sr.)	.627	2000	Adam Hawes (So.)	.429
2001	Tony Della Costa (Sr.)	.388	2001	Tony Della Costa (Sr.)	52	2001	Tony Della Costa (Sr.)	60	2002	Nic Carter (Jr.)	.494	2001	Tony Della Costa (Sr.)	.464
2002	Nic Carter (Jr.)	.381	2002	Nic Carter (Jr.)	40	2002	Sal Deanda (Jr.)	28	2003	Josh Cotten (So.)	.554	2002	Nic Carter (Jr.)	.456
2003	Sal Deanda (Sr.)	.364	2003	Tim Rispoli (Jr.)	34	2003	Derek Barrows (Sr.)	40	2004	Mike Priest (So.)	.513	2003	Sal Deanda (Sr.)	.477
2004	Joe Anthonson (Jr.)	.356	2004	Joe Anthonson (Jr.)	43	2004	Joe Anthonson (Jr.)	72	2005	Mike Priest (Jr.)	.687	2004	Joe Anthonson (Jr.)	.461
2005	Tim Holt (Jr.)	.365	2005	Joe Anthonson (Sr.)	51	2005	Tim Holt (Jr.)	49	2006	Mike Priest (Sr.)	.674	2005	Mike Priest (Jr.)	.443
2006	Mike Priest (Sr.)	.402	2006	Mike Priest (Sr.)	62	2006	Mike Priest (Sr.)	53	2007	Carlton Floyd (So.)	.439	2006	Mike Priest (Sr.)	.469
2007	Daniel Smith (R-So.)	.342	2007	Brandon Scott (Jr.)	33	2007	Brandon Scott (Jr.)	32	2008	Brandon Scott (Sr.)	.509	2007	Daniel Smith (R-So.)	.442
2008	Ryan Hamme (Jr.)	.349	2008	Ryan Hamme (Jr.)	51	2008	Brandon Scott (Sr.)	47	2009	Zach Johnson (Jr.)	.705	2008	Ryan Hamme (Jr.)	.450
2009	Ryan Hamme (Sr.)	.438	2009	Ellis Lowe (So.)	69	2009	Ellis Lowe (So.)	62	2010	Cameron Nelson (Jr.)	.610	2009	Chris Bangi (Jr.)	.538
2010	Chris Bangi (Sr.)	.417	2010	Ellis Lowe (Jr.)	59	2010	Zach Johnson (Sr.)	61	2011	Josh Holskey (Jr.)	.523	2010	Chris Bangi (Sr.)	.548
2011	Josh Holskey (Jr.)	.359	2011	Ellis Lowe (Sr.)	48	2011	Josh Holskey (Jr.)	42	2012	Jake Kirkland (Jr.)	.544	2011	Jimmy Brenneman (Jr.)	.493
2012	Michael Felton (Jr.)	.424	2012	Jimmy Brenneman (Sr.)	66	2012	Ellis Lowe (Sr.)	42	2013	Brent Graham (Sr.)	.495	2012	Michael Felton (Jr.)	.474
2013	Brent Graham (Sr.)	.374	2013	Ben McQuown (Sr.)	65	2012	Jake Kirkland (Jr.)	55	2014	Matt Nadolski (Sr.)	.451	2013	Brent Graham (Sr.)	.472
2014	Matt Parrish (So.)	.324	2014	Danny Pardo (Fr.)	50	2013	Michael Felton (Sr.)	53	2015	Cole Hallum (Jr.)	.599	2014	Steven Leonard (R-So.)	.386
2015	Cedric Mullins (Jr.)	.340	2015	Cedric Mullins (Jr.)	59	2014	Matt Nadolski (Sr.)	47	2016	Matt Parrish (Sr.)	.526	2015	Cole Hallum (Jr.)	.426
2016	Matt Parrish (Sr.)	.371	2016	Anthony Lopez (Sr.)	40	2015	Cole Hallum (Jr.)	48	2017	Jeff Hahs (Jr.)	.552	2016	Matt Parrish (Sr.)	.448
2017	Matthew Barefoot (R-Fr.)	.335	2017	Drew Butler (Sr.)	52	2016	Matt Parrish (Sr.)	41	2018	Christian Jones (Sr.)	.588	2017	Cole Hallum (R-Sr.)	.436
2018	Matthew Barefoot (R-So.)	.364	2018	Matthew Barefoot (R-So.)	58	2017	Cole Hallum (R-Sr.)	51	2019	Matthew Barefoot (R-Jr.)	.570	2018	Matthew Barefoot (R-So.)	.484
2019	Spencer Packard (Jr.)	.323	2019	Matthew Barefoot (R-Jr.)	59	2018	Christian Jones (Sr.)	67	2020	Collin Wolf	.429	2019	Spencer Packard (Jr.)	.436
2020	Zach Williams	.300	2020	Waldy Arias (R-Fr.)	13	2019	Matthew Barefoot (R-Jr.)	48	2021	Zach Neto (R-Fr.)	.746	2020	Waldy Arias (R-Fr.)	.250
2021	Zach Neto (R-Fr.)	.405		Spencer Packer (R-Jr.)	13	2021	Collin Wolf (Jr.)	48	2022	Zach Neto (R-So.)	.769	2021	Zach Neto (R-Fr.)	.488
2022	Zach Neto (R-So.)	.407	2021	Connor Denning (R-Jr.)	60	2020	Zach Williams (R-So.)	18				2022	Zach Neto (R-So.)	.514
			2022	Zach Neto (R-So.)	65	2021	Spencer Packard (R-Jr.)	67						
						2022	Drake Pierson (R-Jr.)	63						




Kent Cox (1993-96)



Matt Parrish (2013-16)

YEAR-BY-YEAR BATTING LEADERS

BASE HITS		DOUBLES		TRIPLES		HOME RUNS		STOLEN BASES						
1978	Mo Toner (Sc)	33	1978	Jay Fitzgerald (Jr)	7	1978	Jay Fitzgerald (Jr)	1	1978	Max Mann (Sc)	9	1978	Dwaine Greene (Jr)	11
1979	Doug Tanner (Jr)	47	1979	Dwaine Greene (Jr)	7	1979	Bryan Smith (Fr)	1	1979	Dwaine Greene (Sc)	3	1979	Jay Fitzgerald (Sc)	8
1980	Bobby Spicer (Fr)	47	1979	Bryan Smith (So)	13	1979	Doug Tanner (Jr)	3	1980	Phillip Hunt (Fr)	3	1980	Bryan Smith (So)	8
1981	Terry Strickland (Jr)	57	1980	Bobby Spicer (Fr)	11	1980	Tom Montgomery (So)	2	1980	Doug Tanner (Jr)	3	1980	Ron Ammons (Fr)	8
1982	Wayne Dale (Sc)	64	1981	Phil Hunt (Jr)	10	1981	Johnny Baldwin (Sc)	5	1980	Dave Warrick (Sc)	3	1981	Herb Williams (So)	8
1983	Bob Posey (So)	38	1981	Terry Strickland (Jr)	10	1982	Kevin Barger (So)	2	1980	Bobby Spicer (Fr)	8	1981	Herb Williams (Jr)	17
1984	Bill Wilkes (Jr)	50	1982	Herb Williams (Jr)	10	1982	Herb Williams (Sc)	2	1981	Wayne Dale (Jr)	16	1982	Herb Williams (Sc)	8
1985	Bill Wilkes (Sc)	76	1982	Wayne Dale (Sc)	11	1983	Bob Posey (So)	2	1982	Wayne Dale (Sc)	16	1983	James White (Fr)	7
1986	John Posey (Jr)	79	1983	Kevin Barger (Jr)	9	1984	Bill Wilkes (Jr)	2	1983	Bob Posey (So)	11	1984	James White (So)	14
1987	Greg Cloninger (Sc)	68	1984	John Posey (Fr)	13	1984	James White (So)	2	1984	Kevin Barger (Sc)	13	1985	James White (Jr)	16
1988	Chris Mitta (Sc)	53	1985	John Posey (So)	13	1985	John Posey (So)	2	1985	John Posey	26	1986	James White (Sc)	21
1989	Randy Hood (Jr)	51	1986	Chris Mitta (So)	15	1985	James White (Jr)	2	1986	James White (Sc)	18	1987	Greg Cloninger (Sc)	15
1990	Randy Hood (Sc)	60	1987	Bob Palentchar (So)	18	1986	Greg Cloninger (Jr)	3	1987	Brock Gaston (Jr)	13	1988	Randy Hood (Sc)	11
1991	J.C. Hendrix (Jr)	89	1988	Chris Mitta (Sc)	12	1987	Henry Rochelle (So)	3	1988	Chris Mitta (Sc)	10	1988	Danny Murphy (Sc)	11
1992	J.C. Hendrix (Sc)	68	1989	Randy Hood (Jr)	10	1987	Greg Cloninger (Sc)	2	1989	Eric Ellis (Sc)	5	1989	Randy Hood (Jr)	8
1993	Ed Stanley (Sc)	64	1990	J.C. Hendrix (So)	16	1987	Brock Gaston (Jr)	2	1990	Bob Palentchar (Fr)	5	1990	Randy Hood (Sc)	26
1994	Kent Cox (So)	68	1991	J.C. Hendrix (Jr)	18	1987	Randy Hood (Fr)	2	1990	J.C. Hendrix (So)	4	1991	Mike Adcock (Sc)	11
1995	Kent Cox (Sc)	77	1992	J.C. Hendrix (Sc)	20	1988	Tim Trexler (Jr)	2	1991	J.C. Hendrix (Jr)	13	1991	Steve Hamilton (Fr)	11
1996	Kent Cox (Sc)	68	1993	Ed Stanley (Sc)	11	1988	Danny Murphy (Sc)	3	1992	J.C. Hendrix (Sc)	12	1992	J.C. Hendrix (Sc)	15
1997	Mike Corbitt (Jr)	77	1994	Reggie Davis (Fr)	14	1989	Lee Cobbler (Fr)	1	1993	Paul Curlee (Sc)	7	1993	Paul Curlee (Sc)	14
1998	Kevin Worley (Jr)	81	1995	Kent Cox (Jr)	14	1989	Eric Ellis (Sc)	1	1994	Reggie Davis (Fr)	8	1994	Josh Maddocks (Sc)	8
1999	Ben Barker (Sc)	78	1996	Willy Kingsbury (Sc)	12	1990	J.C. Hendrix (Fr)	1	1995	Reggie Davis (So)	15	1995	Chris Porosky (Jr)	8
2000	Tony Della Costa (Jr)	68	1997	William McLean (Jr)	15	1990	J.C. Hendrix (So)	2	1996	Willy Kingsbury (Sc)	7	1995	Dennis Brinson (Sc)	17
2001	Tony Della Costa (Sc)	68	1998	Mike Corbitt (Sc)	17	1991	Randy Hood (Sc)	2	1997	Mike Corbitt (Jr)	8	1996	Chris Porosky (Sc)	13
2002	Nic Carter (Sc)	77	1999	Ben Barker (Sc)	19	1991	Lee Cobbler	2	1998	Chris Warren (Sc)	13	1997	Keith Sears (Fr)	11
2003	Tim Rispoli (Jr)	59	2000	Tony Della Costa (Jr)	15	1992	J.C. Hendrix (Jr)	2	1999	Ben Barker (Sc)	9	1998	Chris Warren (Sc)	13
2004	Joe Anthonson (Jr)	72	2001	Jeff Huff (Jr)	15	1992	Chris Porosky	4	2000	Tony Della Costa (Jr)	6	1998	Kevin Worley (Jr)	13
2005	Tim Holt (Jr)	84	2001	Tony Della Costa (Sc)	17	1993	Ed Stanley (Sc)	6	2001	Nic Carter (So)	7	1999	Ben Barker (Sc)	10
2006	Mike Priest (Sc)	90	2002	Nic Carter (Jr)	14	1994	Jeremy Pleasant (Jr)	3	2001	Tony Della Costa (Sc)	7	2000	Jeff Davis (Jr)	10
2007	Carlton Floyd (So)	78	2003	Tim Rispoli (Jr)	14	1995	Jeremy Pleasant (Sc)	3	2002	Jeff Huff (Sc)	7	2000	Keith Sears (Sc)	20
2008	Ryan Hamme (Jr)	75	2004	Mike Priest (So)	11	1996	Chris Porosky (Sc)	5	2002	Derek Barrows (Jr)	3	2001	Nic Carter (So)	31
2009	Ellis Lowe (So)	90	2005	Mike Priest (Jr)	22	1997	Robert Marciano (Jr)	5	2002	Kyle Ellenz (Jr)	3	2002	Nic Carter (Jr)	32
2010	Ellis Lowe (Jr)	92	2006	Mike Priest (Sc)	16	1998	Kevin Worley (Jr)	8	2003	Mitch Williams (So)	3	2003	Jeff Blick (So)	15
2011	Ellis Lowe (Sc)	77	2007	Carlton Floyd (So)	13	1999	Dan Krause (Jr)	4	2003	Mike Wineke (Sc)	3	2004	Jeff Blick (Jr)	20
2012	Michael Felton (Jr)	103	2008	Brandon Scott (Sc)	17	2000	Nic Carter (Fr)	5	2003	Jason Brown (So)	9	2005	Jeff Blick (Sc)	19
2013	Michael Felton (Sc)	83	2009	Zach Johnson (Jr)	29	2001	Nic Carter (So)	7	2004	Mike Priest (So)	9	2006	Brandon Scott (So)	25
2014	Matt Nadolski (Sc)	74	2010	Ellis Lowe (Jr)	31	2002	Nic Carter (Jr)	3	2005	Mike Priest (Jr)	14	2007	Brandon Scott (Jr)	19
2015	Cedric Mullins (Jr)	80	2011	Ellis Lowe (Sc)	16	2003	Derek Barrows (Sc)	2	2006	Mike Priest (Sc)	13	2008	Brandon Scott (Sc)	35
2016	Anthony Lopez (Sc)	65	2012	David Olson (Jr)	20	2003	Jeff Blick (So)	2	2007	Ryan Hamme (So)	4	2009	Matt Keen (Sc)	22
2017	Matthew Barefoot (R-Fr)	76	2013	Michael Felton (Sc)	15	2004	Alston Hatch (Fr)	2	2007	Robb Meng (Jr)	4	2010	Chris Bangi (Sc)	26
2018	Matthew Barefoot (R-So)	79	2014	Matt Nadolski (Sc)	17	2004	Tim Rispoli (Jr)	2	2008	Brandon Scott (Sc)	6	2011	Jimmy Brenneman (Jr)	26
2019	Luis Gimenez (Sc)	74	2015	Cedric Mullins (Jr)	23	2005	Jeff Randol (Fr)	5	2009	Zach Johnson (Jr)	12	2012	Jimmy Brenneman (Sc)	30
2020	Collin Wolf	17	2016	Brian Taylor (R-Sc)	15	2005	Joe Anthonson (Sc)	3	2010	Zach Johnson (Sc)	10	2013	Ben McQuown (Sc)	54
2021	Spencer Packard (R-Sc)	73	2017	Matthew Barefoot (R-Fr)	22	2006	Brandon Scott (So)	7	2011	Josh Holskey (Jr)	6	2014	Danny Pardo (Fr)	13
2022	Zach Neto (R-So)	81	2018	Matthew Barefoot (R-So)	18	2007	Brandon Scott (Jr)	4	2012	Jake Kirkland (Jr)	7	2015	Steven Leonard (R-Jr)	29
			2019	Spencer Packard (Jr)	20	2008	Ryan Hamme (Jr)	2	2013	Elijah Trail (Jr)	7	2016	Ben Calvano (Jr)	17
			2020	Collin Wolf	5	2008	Brandon Scott (Sc)	2	2014	Matt Nadolski (Sc)	5	2017	Drew Butler (Sc)	38
			2021	Connor Denning (R-Jr)	26	2009	Ellis Lowe (So)	3	2015	Cole Hallum (Jr)	12	2018	Matthew Barefoot (R-So)	33
			2022	Zach Neto (R-So)	23	2010	Alex Aycoth (Sc)	4	2016	Anthony Lopez (Sc)	7	2019	Luis Gimenez (Sc)	26
						2011	Jimmy Brenneman (Jr)	3	2017	Jeff Hahs (Jr)	10	2020	Marcus Skundrich	5
						2012	Jimmy Brenneman (Sc)	4	2018	Cole Hallum (R-Sc)	10	2021	Waldy Arias (R-So)	15
						2013	Michael Delucia (Sc)	4	2019	Christian Jones (Sc)	20	2022	Tyler Halstead (R-Jr)	26
						2014	Ben McQuown (Sc)	4	2020	Matthew Barefoot (R-Jr)	14			
						2015	Danny Pardo (Fr)	3	2021	Matthew Christian (R-Jr)	3			
						2016	Cedric Mullins (Jr)	7	2022	Matthew Christian (R-Sc)	16			
						2017	Anthony Lopez (Sc)	5	2022	Drake Pierson (R-Jr)	19			
						2018	Ben Calvano (Sc)	3	2022	Jarrold Belbin (R-Jr)	19			
						2018	Tyler Anshaw (Jr)	3						
						2019	Ty Babin (Fr)	3						
						2019	Matthew Barefoot (R-So)	3						
						2020	Tyler Anshaw (Sc)	3						
						2020	Matthew Barefoot (R-Jr)	3						
						2021	Collin Wolf	1						
						2021	Koby Collins	1						
						2021	Lawson Harrill	1						
						2022	Connor Denning (R-Jr)	4						
						2022	Grant Harris (R-Sc)	4						
						2022	Drake Pierson (R-Jr)	4						



Luis Gimenez (2018-19)



Drew Butler (2014-17)

YEAR-BY-YEAR PITCHING LEADERS

EARNED RUN AVG			WINS			SAVES			INNINGS PITCHED			STRIKEOUTS		
1978	Curly Summerlin (So.)	3.91	1978	Curly Summerlin (So.)	4	1978	N/A	1978	Curly Summerlin (So.)	50.2	1978	Curly Summerlin (So.)	20	
1979	Curly Summerlin (Jr.)	3.84	1979	Dave Terrill (Jr.)	5	1979	N/A	1979	Dave Terrill (Jr.)	70.2	1979	Curly Summerlin (Jr.)	35	
1980	Darryl Morton (Fr.)	3.66	1980	Dan Crewe (Fr.)	5	1980	Tim Marbell (Jr.)	2	1980	Dan Crewe (Fr.)	72.1	1980	Dan Crewe (Fr.)	35
1981	Dan Crewe (So.)	2.89	1981	Dan Crewe (So.)	4	1981	Jeff Horne (Fr.)	1	1981	Darin Cloninger (Fr.)	51.1	1981	Dan Crewe (So.)	47
1982	Darin Cloninger (So.)	4.38	1982	Darin Cloninger (So.)	7	1982	Kirk Pollard (Jr.)	1	1982	Darin Cloninger (So.)	76.0	1982	Dan Crewe (So.)	45
1983	Darin Cloninger (Jr.)	3.63	1983	Darin Cloninger (Jr.)	7	1983	Karl Herrmann (Jr.)	2	1983	Darin Cloninger (Jr.)	84.1	1982	Tim Kotroco (Jr.)	66
1984	Chuck Urban (Jr.)	2.83	1984	Joe Stephenson (Sr.)	7	1983	Karl Herrmann (Sr.)	5	1984	Joe Stephenson (Sr.)	88.0	1983	Darin Cloninger (Jr.)	55
1985	Marty Warren (Jr.)	4.57	1985	Chuck Urban (Sr.)	6	1984	Doug Barefoot (Fr.)	3	1985	Marty Warren (Jr.)	102.1	1984	Joe Stephenson (Sr.)	85
1986	Kenny Milton (Fr.)	2.40	1986	Cory Satterfield (So.)	7	1985	Henry Rochelle (Fr.)	5	1986	David Walters (Sr.)	100.2	1985	Marty Warren (Jr.)	106
1987	Barry Wilson (So.)	4.01	1987	Barry Wilson (So.)	10	1986	Henry Rochelle (So.)	6	1987	Barry Wilson (So.)	89.2	1986	David Walters (Sr.)	80
1988	Cory Satterfield (Sr.)	2.83	1988	Cory Satterfield (Sr.)	9	1987	Kenny Milton (So.)	5	1988	Cory Satterfield (Sr.)	101.2	1987	Barry Wilson (So.)	93
1989	Kenny Milton (Sr.)	3.09	1989	Barry Wilson (Sr.)	4	1988	Kenny Milton (Jr.)	8	1989	Barry Wilson (Sr.)	75.2	1988	Cory Satterfield (Sr.)	90
1990	Tom McGraw (Jr.)	5.24	1990	Brian Semmens (So.)	4	1989	Kenny Milton (Sr.)	3	1990	Brian Semmens (So.)	88.2	1989	LeGrande Russell (Fr.)	70
1991	Jack Ledford (Sr.)	3.73	1991	Steve Sabatino (Fr.)	3	1990	Jack Ledford (Jr.)	4	1991	Ricky Berrier (Sr.)	79.2	1990	Tom McGraw (Jr.)	55
1992	Daryl Kelly (Fr.)	4.87	1992	Steve Sabatino (So.)	8	1991	Jack Ledford (Sr.)	4	1992	Bob Wharton (So.)	78.2	1991	Ricky Berrier (Sr.)	43
1993	Andy High (Fr.)	5.05	1993	Mike Griffin (So.)	5	1992	Steve Sabatino (So.)	2	1993	Andy High (Fr.)	46.1	1992	Bob Wharton (So.)	60
1994	Eric Dauplise (Fr.)	3.27	1994	Joe Nestor (Jr.)	5	1993	Matt Allen (So.)	4	1994	Mike Griffin (Jr.)	70.1	1993	Bob Wharton (Jr.)	53
1995	Mike Monger (Fr.)	2.75	1995	Mike Monger (Fr.)	7	1994	Jamie Davis (So.)	6	1995	Kenneth Collins (So.)	69.2	1994	Mike Griffin (Jr.)	39
1996	Matt Buckley (Sr.)	2.87	1996	Matt Buckley (Sr.)	6	1995	Jamie Davis (Jr.)	3	1996	Jamie Davis (Sr.)	86.1	1995	Mike Monger (Fr.)	44
1997	Ray Greene (So.)	3.93	1997	Ray Greene (So.)	4	1996	Joe Nestor (Sr.)	3	1997	Eric Lee (Jr.)	99.2	1996	Jamie Davis (Sr.)	70
1998	Byron Batson (So.)	3.82	1998	Eric Lee (Jr.)	4	1996	J.T. Thomas (So.)	8	1998	Eric Lee (Sr.)	94.2	1997	Eric Lee (Jr.)	81
1999	Wes Hepler (Fr.)	4.57	1998	Eric Lee (Sr.)	6	1997	J.T. Thomas (Jr.)	7	1999	Wes Hepler (Fr.)	88.2	1998	Eric Lee (Sr.)	78
2000	Byron Batson (Sr.)	3.36	1999	Travis Quick (Fr.)	6	1998	J.T. Thomas (Sr.)	4	2000	Corey Byrd (Jr.)	86.0	1999	Byron Batson (Jr.)	67
2001	Wes Hepler (Jr.)	2.61	1999	Wes Hepler (Fr.)	6	1999	Chris English	3	2001	Wes Hepler (Jr.)	131.0	2000	Corey Byrd (So.)	67
2002	Pat Murray (So.)	3.80	2000	Wes Hepler (So.)	6	2000	Daniel Hall (Jr.)	6	2002	Wes Hepler (Sr.)	79.0	2000	Byron Batson (Sr.)	66
2003	Matt Kleweno (Sr.)	3.22	2001	Wes Hepler (Jr.)	11	2001	Bradley Stancil (Sr.)	1	2003	Matt Kleweno (Sr.)	95.0	2001	Wes Hepler (Jr.)	97
2004	Joey Babyak (Jr.)	4.50	2002	Pat Murray (So.)	7	2002	Andy Wade (Jr.)	1	2004	Josh Blades (Sr.)	104.1	2002	Wes Hepler (Sr.)	54
2005	Mike Ange (Jr.)	3.52	2003	Jeff Stovall (Sr.)	6	2002	Rob Finch (So.)	1	2005	Mike Ange (Sr.)	64.0	2003	Matt Kleweno (Sr.)	49
2006	Quinn LeSage (Sr.)	4.48	2004	Josh Blades (Sr.)	7	2003	Wes Hepler (Sr.)	1	2006	Quinn LeSage (Sr.)	86.1	2004	Josh Blades (Sr.)	54
2007	Brandon Scott (Jr.)	4.50	2005	Mike Ange (Jr.)	6	2004	Matt Kleweno (Jr.)	1	2007	Blake Herring (Sr.)	92.1	2005	Jeff Rando (Jr.)	41
2008	Hunter Ford (So.)	4.50	2006	Quinn LeSage (Sr.)	5	2005	Pat Murray (So.)	1	2008	Justin Lilly (Sr.)	88.1	2006	Blake Herring (Jr.)	63
2009	Jeff Rydman (Jr.)	5.43	2007	Ryan Hamme (So.)	3	2007	Joey Babyak (So.)	1	2009	Ryan Hamme (Sr.)	68.1	2007	Blake Herring (Sr.)	67
2010	Jeff Rydman (Sr.)	4.59	2008	Blake Herring (Sr.)	3	2008	Josh Blades (Jr.)	1	2010	Logan Davis (Sr.)	90.0	2008	Justin Lilly (Sr.)	64
2011	Frank Zier (Jr.)	5.74	2008	Justin Lilly (Sr.)	6	2009	Pat Murray (Jr.)	1	2011	Ryan Koopman (Fr.)	88.1	2009	Ryan Hamme (Sr.)	65
2012	Matt Sergey (Sr.)	3.38	2009	Logan Davis (Jr.)	6	2004	Tom Rispoli (Sr.)	3	2012	Frank Zier (Sr.)	93.0	2010	Logan Davis (Sr.)	64
2013	Ryan Thompson (Jr.)	0.88	2010	Logan Davis (Sr.)	6	2005	Justin Deutsch (Jr.)	3	2013	Ryan Mattes (Sr.)	106.2	2011	Matt Marksberry (R-Fr.)	58
2014	Ryan Thompson (Sr.)	1.33	2011	Hector Cedano (Fr.)	3	2006	Ryan Hamme (Fr.)	5	2014	Heath Bowers (Jr.)	115.1	2012	Matt Sergey (Sr.)	75
2015	Nick Thayer (Jr.)	2.58	2011	Ryan Koopman (Fr.)	3	2007	Ryan Hamme (So.)	1	2015	Heath Bowers (Sr.)	93.0	2013	Heath Bowers (So.)	80
2016	Grant Yost (Sr.)	2.64	2012	Ryan Mattes (So.)	3	2007	Matt Martinez (Jr.)	1	2016	Grant Yost (Sr.)	95.1	2014	Heath Bowers (Jr.)	101
2017	Wes Noble (Jr.)	3.52	2012	Andrew Jacobson (Jr.)	7	2008	Trevor Smith (So.)	1	2017	Alex Yarem (R-So.)	65.1	2015	Heath Bowers (Sr.)	90
2018	Allan Winans (R-Sr.)	2.73	2013	Matt Sergey (Sr.)	7	2008	Brandon Scott (Sr.)	3	2018	Allan Winans (R-Sr.)	82.1	2016	Nick Thayer (Sr.)	72
2019	Michael Horrell (Sr.)	2.62	2013	Heath Bowers (So.)	9	2009	Ryan Hamme (Sr.)	3	2019	Michael Horrell (Sr.)	89.1	2017	Wes Noble (Jr.)	61
2020	Keegan Houser (R-So.)	2.13	2013	Ryan Thompson (Jr.)	9	2010	Daniel Gardo (R-Jr.)	1	2020	Cam Cowan (R-So.)	24.0	2018	Allan Winans (R-Sr.)	96
2021	Thomas Harrington (Fr.)	3.46	2014	Heath Bowers (Jr.)	10	2010	Jonathan Lopez (Sr.)	1	2021	Ryan Chasse (R-So.)	78.1	2019	Michael Horrell (Sr.)	85
2022	Thomas Harrington (So.)	2.53	2015	Heath Bowers (Sr.)	8	2011	Ryan Mattes (Fr.)	1	2022	Thomas Harrington (So.)	92.2	2020	Cam Cowan (R-So.)	36
			2016	Nick Thayer (Sr.)	8	2011	Matt Marksberry (R-Fr.)	3				2021	Thomas Harrington (Fr.)	75
						2012	Ryan Mattes (Jr.)	10				2022	Thomas Harrington (So.)	111
			2017	Ryan Kirk (Fr.)	4	2013	Ryan Thompson (Jr.)	10					Cade Kuehler (So.)	111
				Wes Noble (Jr.)	4	2014	Ryan Thompson (Sr.)	17						
				Tyson Messer (So.)	4	2015	Cole Hallum (Jr.)	9						
				Allan Winans (R-Jr.)	4	2016	Erik Dowse (Jr.)	6						
			2018	Wes Noble (Sr.)	7	2017	Cole Hallum (R-Sr.)	2						
			2019	Michael Horrell (Sr.)	10	2018	Tyson Messer (Jr.)	8						
			2020	Cam Cowan (R-So.)	2	2019	Tyson Messer (Sr.)	5						
				Kevin Westlake (R-Jr.)	2	2020	Landry Moore (Sr.)	5						
			2021	Logan Heintzman (R-Sr.)	7	2020	Keegan Houser (R-So.)	1						
			2022	Thomas Harrington (So.)	12		Fred Sisco (R-Fr.)	1						
						2021	Kevin Westlake (R-Sr.)	4						
						2022	Ryan Chasse (R-Jr.)	6						
							Ty Cummings (So.)	6						



TEAM STATS YEAR-BY-YEAR

BATTING & FIELDING

Year	AVG	GP	AB	R	H	2B	3B	HR	RBI	TB	SLG%	BB	HBP	SO	OB%	SF	SH	SB	ATT	PO	A	E	FLD%
1978	.269	27	877	156	236	35	3	23	133	346	.395	81	12	177	.336	--	10	44	--	650	387	65	.941
1979	.288	38	1162	189	335	65	11	17	164	473	.407	142	--	--	.362	13	25	53	--	921	588	89	.944
1980	.288	35	1115	237	231	52	6	35	204	490	.439	202	10	180	.390	18	22	29	37	842	339	106	.918
1981	.311	45	1349	293	419	78	15	51	230	680	.504	197	10	181	.395	32	5	42	45	764	345	92	.921
1982	.306	40	1322	347	404	80	9	53	296	661	.500	291	19	222	.433	18	27	29	36	948	413	72	.948
1983	.285	38	1134	268	323	46	8	48	246	529	.466	239	9	181	.413	12	33	22	32	--	--	--	--
1984	.308	39	1242	295	382	58	6	60	272	632	.509	230	11	183	.420	14	21	34	47	929	345	70	.948
1985	.311	48	1747	470	543	84	7	106	434	959	.549	340	26	276	.425	12	12	53	64	1245	488	109	.941
1986	.327	51	1696	432	555	105	12	88	390	948	.559	294	19	275	.428	26	19	41	54	1219	518	91	.950
1987	.314	45	1525	334	479	91	13	59	299	773	.507	200	18	242	.395	23	10	63	84	1113	481	85	.949
1988	.281	48	1578	302	443	94	6	43	257	678	.430	217	23	267	.372	17	13	53	90	1207	501	74	.958
1989	.231	42	1239	141	286	49	3	23	121	410	.331	112	12	301	.297	8	11	24	40	--	--	--	--
1990	.260	48	1532	231	399	55	10	15	189	519	.339	217	26	335	.359	12	29	67	92	1173	460	121	.931
1991	.263	52	1645	230	432	67	9	26	195	595	.362	216	16	335	.351	13	26	46	72	1264	551	140	.928
1992	.253	55	1718	285	435	84	12	28	240	627	.365	224	23	357	.344	18	28	46	62	1301	571	135	.933
1993	.295	50	1658	292	489	69	21	26	251	678	.409	161	47	278	.370	17	31	46	71	1227	549	106	.944
1994	.275	55	1729	267	476	95	14	32	245	695	.402	178	39	286	.353	17	31	45	71	1306	606	94	.953
1995	.290	55	1751	282	507	90	13	40	246	743	.424	166	52	308	.365	15	39	73	97	1354	567	97	.952
1996	.262	56	1746	248	458	85	16	29	211	662	.379	160	41	386	.335	18	44	52	78	1381	562	107	.948
1997	.270	57	1867	295	504	102	24	34	261	756	.405	212	33	445	.352	17	43	55	88	1420	530	100	.951
1998	.307	58	1987	432	610	94	35	44	376	906	.456	229	37	438	.386	18	35	65	92	1431	571	107	.949
1999	.298	56	1839	343	548	101	19	42	309	813	.442	176	50	390	.371	19	31	55	76	1365	542	75	.962
2000	.304	57	1867	342	568	97	24	20	303	773	.414	156	56	405	.372	20	44	93	119	1400	492	88	.956
2001	.300	54	1755	354	527	102	22	30	296	763	.435	189	47	352	.380	19	43	104	137	1340	550	91	.954
2002	.293	51	1571	255	461	88	13	18	224	629	.400	137	36	274	.359	24	28	65	79	1186	480	81	.954
2003	.285	50	1578	243	450	80	10	29	219	637	.404	137	34	314	.353	12	35	51	76	1199	547	69	.962
2004	.269	57	1810	252	486	68	13	27	220	661	.365	133	44	339	.333	6	38	56	81	1372	574	92	.955
2005	.314	54	1901	347	593	109	14	42	310	859	.452	184	38	288	.381	26	21	60	85	1383	545	86	.957
2006	.308	57	2035	352	627	99	21	46	314	906	.445	160	43	339	.367	21	33	78	99	1462	623	113	.949
2007	.263	56	1893	251	497	74	13	18	209	651	.344	137	32	395	.320	17	39	62	98	1451	523	96	.954
2008	.270	58	1878	284	507	88	7	20	251	669	.356	178	87	357	.355	30	52	106	141	1509	592	106	.952
2009	.346	51	1833	516	634	142	6	42	464	914	.499	229	123	333	.444	36	31	117	144	1286	531	64	.966
2010	.345	55	2018	482	696	159	18	36	435	999	.495	194	109	291	.425	29	42	119	147	1443	592	75	.964
2011	.294	54	1821	356	536	108	5	25	320	729	.400	154	133	328	.385	29	28	93	123	1360	489	98	.950
2012	.314	59	2038	410	639	115	14	23	352	851	.418	212	109	313	.403	26	60	115	145	1574	508	58	.973
2013	.314	59	1985	419	623	101	20	24	370	836	.421	205	124	261	.404	43	42	130	165	1593	589	69	.969
2014	.267	62	2034	325	544	73	13	14	269	685	.337	161	123	321	.354	24	65	80	109	1690	654	88	.964
2015	.297	57	1898	299	563	92	10	32	262	771	.406	127	89	309	.364	27	62	117	149	1512	566	97	.955
2016	.265	53	1739	292	460	78	14	28	248	650	.374	184	79	415	.359	14	37	83	113	1387	507	89	.955
2017	.264	57	1932	350	511	108	10	49	316	786	.407	236	113	469	.373	27	18	96	121	1510	567	78	.964
2018	.255	61	2028	360	517	96	12	53	319	796	.393	215	115	461	.356	21	49	96	118	1626	588	60	.974
2019	.272	58	1965	405	535	127	12	52	376	1026	.428	264	110	368	.383	35	24	97	121	1544	527	70	.967
2020	.226	16	517	85	117	22	3	10	74	175	.338	77	50	129	.378	1	9	28	38	418	138	13	.977
2021	.306	55	1863	486	570	135	19	73	441	962	.516	277	129	398	.423	39	28	101	131	1434	522	64	.968
2022	.299	60	2084	523	624	130	17	118	473	1142	.548	289	121	479	.410	27	26	132	166	1602	553	71	.968



Greg Goff (head coach 2008-14) – his 2009 Camels batted a program-best .346.



Chip Smith (head coach 1996-2006) – his 1998 Camels are the only team in program history to hit over 30 triples in a single season.

TEAM STATS YEAR-BY-YEAR

PITCHING

Year	ERA	W	L	GP	CG	SHO	CBO	SV	IP	H	R	ER	BB	SO	2B	3B	HR	BF	B/AVG	WP	HBP	BK	SFA	SHA
1978	5.50	12	15	27	6	2	--	--	216.0	251	183	132	146	106	34	7	27	891	.282	15	10	--	--	9
1979	5.10	17	20	38	18	3	--	--	307.0	368	242	174	175	150	--	--	--	--	--	--	--	--	--	--
1980	5.04	18	18	36	6	0	0	3	280.2	299	216	157	174	160	39	8	28	1115	.268	16	16	3	13	9
1981	7.36	20	25	45	--	3	--	2	286.0	180	271	234	102	128	--	--	--	--	--	5	5	0	--	--
1982	5.36	27	13	40	15	1	0	4	315.2	301	229	188	178	244	--	--	40	--	--	--	--	--	--	--
1983	4.21	22	15	38	15	2	0	6	294.2	295	198	138	150	178	46	9	35	1172	.252	--	9	--	9	15
1984	4.12	24	15	39	15	2	0	5	310.0	312	204	142	138	265	43	5	48	1222	.255	--	12	--	--	--
1985	5.76	31	17	48	15	2	--	11	417.0	506	345	267	229	336	75	9	65	1737	.291	46	23	4	10	8
1986	5.43	31	20	51	14	1	0	10	406.1	473	310	245	249	305	76	10	48	1637	.289	35	24	7	18	12
1987	5.82	25	20	45	7	0	0	5	371.0	450	300	240	219	276	75	9	37	1511	.298	44	21	1	17	16
1988	4.05	32	16	48	12	4	2	9	402.1	379	219	181	188	330	81	5	40	1555	.244	27	29	3	10	15
1989	4.95	10	32	42	15	3	1	4	320.0	358	251	176	176	247	57	3	24	1310	.273	25	25	1	9	17
1990	5.73	15	33	48	7	1	1	5	391.0	487	343	249	196	223	71	13	34	1591	.306	51	22	5	31	33
1991	6.17	11	40	51	6	0	0	7	421.1	545	384	289	240	282	94	14	31	1739	.313	65	36	2	21	43
1992	7.16	16	38	55	4	1	0	5	433.2	555	438	345	273	269	94	20	54	1790	.310	73	56	6	23	22
1993	6.93	17	33	50	5	0	0	5	409.0	509	393	315	266	270	96	21	38	1646	.309	80	38	5	28	28
1994	6.02	16	39	55	7	1	1	7	435.1	520	363	291	266	240	107	16	39	1711	.304	52	40	4	35	21
1995	4.27	26	29	55	8	1	0	8	451.1	449	280	214	261	294	84	14	22	1699	.264	64	40	9	20	41
1996	4.61	23	33	56	8	2	1	11	460.1	297	306	236	196	361	84	14	38	1808	.275	62	40	1	16	38
1997	6.77	17	40	57	3	0	0	8	473.1	532	447	356	300	403	102	18	49	1896	.281	75	52	4	29	31
1998	6.21	28	30	58	8	1	1	5	477.0	552	415	329	261	412	114	14	59	1899	.291	88	60	3	29	32
1999	6.23	24	32	56	7	1	0	7	455.0	500	354	315	255	386	87	13	74	1770	.282	69	52	9	22	20
2000	4.84	31	25	56	1	4	4	9	466.2	525	312	251	209	427	108	19	35	1843	.285	32	30	9	19	35
2001	4.11	33	21	54	11	2	0	2	446.2	432	277	204	157	358	106	12	38	1703	.254	39	39	4	25	31
2002	5.69	22	29	51	7	2	2	4	395.1	476	311	250	199	283	81	9	38	1571	.303	35	49	13	27	26
2003	4.32	22	28	50	13	6	2	3	399.2	450	256	192	133	235	72	8	33	1556	.289	25	41	9	19	26
2004	5.59	23	34	57	16	1	0	6	457.1	558	343	284	170	232	99	15	34	1819	.307	31	58	19	28	29
2005	7.03	25	29	54	6	2	0	6	461.0	573	420	360	261	262	110	15	52	1852	.309	61	83	10	23	36
2006	6.00	19	38	57	5	0	0	8	487.1	610	409	325	236	303	93	17	55	1964	.311	32	75	14	23	38
2007	6.53	11	45	56	7	1	1	3	483.2	653	430	351	166	324	129	16	41	2011	.325	36	66	12	39	36
2008	5.94	21	37	58	3	1	1	5	503.0	657	419	332	236	302	124	15	47	2075	.317	46	27	9	30	34
2009	6.95	27	24	51	2	2	1	7	428.2	639	386	331	186	337	140	19	61	1811	.353	54	35	9	24	24
2010	5.54	28	27	55	4	1	1	3	481.0	618	363	296	196	357	121	13	36	1974	.313	50	39	3	23	21
2011	7.11	17	37	54	4	0	0	5	453.1	601	442	358	246	355	116	20	39	1884	.319	66	26	12	24	34
2012	3.86	41	18	59	2	6	4	18	524.2	517	262	225	198	432	66	10	23	1995	.259	45	47	1	24	34
2013	2.63	49	10	59	3	6	4	15	531.0	469	191	155	191	423	74	5	10	1974	.238	48	30	3	21	27
2014	3.51	41	21	62	2	6	5	20	563.1	585	271	220	206	420	70	14	13	2166	.270	35	60	4	27	42
2015	3.48	32	25	57	3	2	2	16	504.0	532	276	195	149	373	87	20	26	1988	.268	40	29	6	26	32
2016	4.87	26	27	53	9	3	1	7	462.1	495	309	250	183	383	87	11	36	1818	.272	52	39	4	24	34
2017	5.19	25	32	57	1	2	1	9	503.1	494	352	290	290	405	102	18	32	1909	.259	96	68	5	26	32
2018	4.78	35	26	61	2	3	2	14	542.0	502	340	288	319	543	82	15	35	2036	.247	77	63	9	28	20
2019	4.18	37	21	58	2	3	3	13	514.2	482	298	239	258	511	82	9	31	1944	.248	47	56	7	25	26
2020	4.72	7	9	16	1	1	1	2	139.1	112	84	73	85	151	23	3	8	416	.223	18	25	1	3	10
2021	4.80	37	18	55	3	2	0	7	478.0	472	302	255	255	449	87	16	46	1290	.257	88	77	2	15	18
2022	4.80	41	19	60	0	2	0	20	534.0	493	350	285	268	566	93	15	42	2038	.242	89	87	4	18	24



Led by a team-high 96 strikeouts from 2018 Big South Pitcher of the Year Allan Winans (2016-18), the 2018 Camels racked up a then-program-best 543 strikeouts.



The 2013 pitching staff posted the eighth-best ERA in the nation (2.63) and was one of just 21 teams to post an ERA below 3.00 that season. Ryan Thompson (2013-14), Campbell's first ever Big South Pitcher of the Year, set Big South and Campbell records for ERA with a slim 0.88 mark in 2013.

SINGLE-GAME HIGHS

HITTING SINGLE-GAME HIGHS

At-Bats

Ben Barker	9	at Samford	May 14, 1999
Bill Averette	8	vs. Radford	Mar. 30, 1985
Tom Lynch	8	vs. Radford	Mar. 30, 1985
Henry Rochelle	8	vs. Radford	Mar. 30, 1985

Runs

Henry Rochelle	8	vs. Radford	Mar. 30, 1985
Tony Della Costa	6	vs. Radford	Mar. 30, 1985

Hits

Henry Rochelle	8	vs. Radford	Mar. 30, 1985
Jay Fitzgerald	7	at N.C. State	Apr. 6, 1978
Jeff Davis	7	at Virginia Tech	May 10, 2000

Doubles

J.C. Hendrix	3	at Georgia	Feb. 28, 1991
Raymond Spell	3	vs. UNC Asheville	Mar. 14, 1992
Jeff Huff	3	at Elon	Apr. 19, 1999
Zach Johnson	3	vs. Stetson	Apr. 24, 2009
Ellis Lowe	3	at USC Upstate	Apr. 17, 2010
Zach Johnson	3	at USC Upstate	Apr. 17, 2010
Matthew Barefoot	3	vs. Virginia Tech	May 2, 2017

Triples

Ed Stanley	3	vs. VCU	Feb. 19, 1993
Zach Neto	2	vs Gardner-Webb	May 28, 2021

Home Runs

Henry Rochelle	5	vs. Radford	Mar. 30, 1985
Tom Montgomery	3	at UNC Charlotte	Apr. 20, 1983
John Posey	3	vs. Maryland	Mar. 19, 1985
Bryce Arnold	3	at UNC Greensboro	Mar. 15, 2022
Jarrod Belbin	3	vs. Presbyterian	Mar. 27, 2022
Ty Babin	3	at Ohio State	May 10, 2022

Runs Batted In

Henry Rochelle	10	vs. Radford	Mar. 30, 1985
Jarrod Belbin	10	vs. Presbyterian	Mar. 27, 2022
Grant Knipp	9	vs. Presbyterian	Mar. 27, 2022
Bryce Arnold	8	vs. Winthrop	Apr. 6, 2021
Phil Hunt	7	vs. Pittsburgh-Johnstown	Mar. 15, 1981
Bill Wilkes	7	vs. Radford	Mar. 30, 1985
Bradley Coates	7	vs. Virginia Tech	Feb. 28, 1998
Ellis Lowe	7	vs. Belmont	Apr. 9, 2009
Matthew Christian	7	vs. UNC Asheville	Mar. 23, 2019

Total Bases

Henry Rochelle	23	vs. Radford	Mar. 30, 1985
Jarrod Belbin	13	vs. Presbyterian	Mar. 27, 2022
Tom Montgomery	12	at UNC Charlotte	Apr. 20, 1983
John Posey	12	vs. Maryland	Mar. 19, 1985
Ed Stanley	11	vs. VCU	Feb. 19, 1993
Mike Priest	11	vs. Ohio	Feb. 18, 2005
Zach Johnson	11	vs. North Carolina A&T	Feb. 24, 2009
Matthew Christian	11	vs. Winthrop	Apr. 6, 2021

Base on Balls

Ron Ammons	4	at N.C. Wesleyan	Apr. 16, 1980
Ron Ammons	4	at Stetson	Mar. 3, 1981
J.C. Hendrix	4	vs. UNC Asheville	Mar. 13, 1992
Joe Turkson	4	vs. Maryland-Eastern Shore	Mar. 22, 2011
Drew Butler	4	vs. Rider	Mar. 14, 2017

Stolen Bases

Randy Hood	4	at Georgia	Mar. 6, 1990
Nic Carter	4	vs. Pace	Feb. 23, 2001
Cameron Nelson	4	vs. UNC Asheville	Feb. 20, 2010
Drew Butler	4	vs. Quinnipiac	Feb. 25, 2017
Drew Butler	4	at Georgia Southern	Mar. 8, 2017

Tyler Halstead	4	at High Point	May 14, 2022
Zach Neto	4	vs. High Point	Apr. 20, 2021

Cycles

Jeremy Pleasant		at UNC Asheville	Mar. 25, 1994
Chris Warren		vs. Brown	Mar. 26, 1998
Dan Krause		vs. Marshall	Feb. 13, 1999

PITCHING SINGLE-GAME HIGHS

Innings Pitched

Wes Hepler	10.0	vs. Elon	May 5, 1999
------------	------	----------	-------------

Strikeouts

Cam Cowan	15	vs South Alabama	Feb. 14, 2020
Heath Bowers	15	vs. Bowling Green	Mar. 6, 2015
Chuck Urban	14	at Coastal Carolina	Apr. 9, 1986
Cory Satterfiled	14	vs. Cleveland State	Mar. 21, 1988
Aaron Miller	14	vs. Greensboro College	Apr. 22, 1997



Jarrod Belbin went 4-7 with three home runs including two grand slams to tie the program record 10 RBI in a 36-4 win over Presbyterian on Mar. 27, 2022. Two grand slams in a game ties the NCAA record.



Drew Butler stole four bases twice during the 2017 season, finishing the year as the NCAA Division I co-national leader for stolen bases with 39 swipes.



Dan Krause became the third Camel to hit for the cycle on Feb. 13, 1999, going 5-for-6 with six RBI and four runs against Marshall.

OVERALL SERIES RECORDS

Opponent	W	L	T	Streak	Last
A - A - A					
Air Force	2	1	0	W1	2022
Alabama A&M	2	0	0	W2	2009
Albany (N.Y.)	0	1	0	L1	2014
Allegheny	1	0	0	W1	1982
Akron	1	2	0	L1	2001
Appalachian State	10	5	1	L2	2022
Armstrong State	5	3	0	W1	1985
Army	3	1	0	W1	2022
Auburn	1	5	0	L4	2001
Augusta	12	10	0	W1	2000

Opponent	W	L	T	Streak	Last
B - B - B					
Ball State	3	2	0	W2	2014
Barton	17	10	0	L1	2007
Belmont	12	19	0	L6	2011
Bowling Green	4	0	0	W4	2018
Brown	4	0	0	W4	2008
Buffalo	13	1	0	W8	1987

Opponent	W	L	T	Streak	Last
C - C - C					
California	1	2	0	L2	2015
Canisius	2	2	0	L2	2018
Case Western Reserve	2	0	0	W2	1982
Catawba	1	1	0	W1	1979
Centenary	2	4	0	W1	1999
Central Florida	4	29	0	L6	2005
Central Michigan	0	1	0	L1	1997
College of Charleston	15	12	0	W1	2021
Charleston Southern	43	30	0	W2	2022
Charlotte	13	17	0	L12	2022
The Citadel	1	9	1	L5	2007
Clemson	2	3	0	L1	1990
Cleveland State	1	1	0	L1	1988
Coastal Carolina	18	37	0	L5	2019
Columbia	2	2	0	L2	2007
Coppin State	4	0	0	W4	2012
Cornell	0	1	0	L1	2017

Opponent	W	L	T	Streak	Last
D - D - D					
Davidson	6	5	0	L1	2016
Davis & Elkins	3	1	0	W1	1982
Dayton	5	2	0	W1	2021
Delaware	1	1	0	L1	2014
Delaware State	2	0	0	W2	2002
Detroit	1	0	0	W1	2002
Duke	18	26	0	W2	2022
Drexel	3	0	0	W3	2002

Opponent	W	L	T	Streak	Last
E - E - E					
East Carolina	24	56	0	L2	2022
Eastern Connecticut	2	2	0	W2	1982
Eastern Illinois	1	2	0	L2	1987
Eastern Kentucky	1	0	0	W1	1984
Eastern Michigan	1	2	0	L1	2013
East Tennessee State	7	12	0	L5	2011
Eckerd	0	1	0	L1	1992
Elon	8	15	0	W1	2019
Erskine	0	4	0	L4	1993
Evansville	1	2	0	L1	2017

Opponent	W	L	T	Streak	Last
F - F - F					
Fairfield	6	1	0	W5	2019
Fairleigh Dickinson	3	0	0	W3	2013
Florida	0	3	0	L3	2008
Florida A&M	2	0	0	W2	2009
Florida Atlantic	7	23	0	W1	2006
Florida Gulf Coast	0	12	0	L12	2011
Florida International	2	7	0	W1	2004
Florida Southern	0	1	0	L1	1992
Fordham	3	1	0	W2	2012
Francis Marion	0	1	0	L1	1980
Furman	3	5	0	L2	2020

Opponent	W	L	T	Streak	Last
G - G - G					
Gardner-Webb	33	18	0	W6	2022
George Mason	2	1	0	L1	2000

Opponent	W	L	T	Streak	Last
Georgetown	6	0	0	W6	2019
Georgia	4	15	0	L7	2018
Georgia Southern	0	11	0	L11	2017
Georgia State	13	30	0	L1	2005
Georgia Tech	1	5	0	L1	2022
Greensboro College	1	0	0	W1	1997

Opponent	W	L	T	Streak	Last
H - H - H					
Hartford	4	0	0	W4	2013
Harvard	1	0	0	W1	2004
High Point	37	17	0	W1	2022
Holy Cross	4	0	0	W4	2012
Howard	4	0	0	W4	2001

Opponent	W	L	T	Streak	Last
I - I - I					
Indiana (Pa.)	1	0	0	W1	1978
Indiana State	0	1	0	L1	2016
Indianapolis	1	0	0	W1	1992
Iona	1	0	0	W1	2014

Opponent	W	L	T	Streak	Last
J - J - J					
Jacksonville	17	20	0	L5	2011
Jacksonville State	8	11	0	L3	2003
James Madison	1	3	0	W1	1991
John Carroll	3	0	0	W3	1982

Opponent	W	L	T	Streak	Last
K - K - K					
Kennesaw State	6	11	0	L3	2011
Kent State	1	3	0	L2	1989

Opponent	W	L	T	Streak	Last
L - L - L					
Lafayette	3	0	0	W3	2013
La Salle	6	1	0	W5	2014
Le Moyne	1	0	0	W1	1995
Liberty	27	26	0	L1	2022
Lipscomb	12	16	0	L2	2012
Longwood	27	9	0	L1	2022

Opponent	W	L	T	Streak	Last
M - M - M					
Maine	1	0	0	W1	2020
Manhattan	4	0	0	W4	2014
Marshall	2	3	0	L3	2007
Maryland	3	7	0	L3	2022
UMBC	2	3	0	W2	1994
Maryland Eastern Shore	9	0	0	W9	2015
Marist	6	1	0	W1	2012
Mercer	28	31	0	L4	2011
Methodist	5	4	0	W1	1992
Miami (Fla.)	1	3	0	L1	2004
Miami (Ohio)	3	2	0	L2	2018
Michigan State	2	4	0	L1	2017
Minnesota	1	2	0	L2	2016
Missouri	1	0	0	W1	2014
Mississippi State	0	1	0	L1	2021
Mount Olive	1	0	0	W1	1993
Mount St. Mary's	3	0	0	W3	1999

Opponent	W	L	T	Streak	Last
N - N - N					
New Orleans	3	0	0	W3	2013
Newberry	0	2	0	L2	1978
Norfolk State	2	1	0	W2	2010
North Carolina	9	39	0	L7	2022
North Carolina A&T	35	4	0	W16	2022
UNC Asheville	41	21	0	W3	2021
N.C. Central	21	4	0	W1	2019
UNC Greensboro	6	8	0	W1	2022
N.C. State	17	39	1	W1	2022
UNC Pembroke	9	1	0	W7	2005
N.C. Wesleyan	4	6	0	L4	1992
UNC Wilmington	40	60	0	W2	2022
North Florida	4	18	0	L1	2011
Northern Kentucky	4	2	0	W1	2017
Northwestern	4	2	0	L2	2011

Opponent	W	L	T	Streak	Last
O - O - O					
Ohio	4	1	0	W4	2005
Ohio State	5	4	0	W4	2022
Old Dominion	4	5	0	W2	2022

Opponent	W	L	T	Streak	Last
P - P - P					
Pace	5	0	0	W5	2001
Pepperdine	1	0	0	W1	2018
Pfeiffer	1	0	0	W1	1990
Pittsburgh	0	1	0	L1	2022
Pittsburgh-Johnstown	2	0	0	W2	1981
Presbyterian	22	7	0	W1	2022
Princeton	3	3	0	W1	2003
Purdue	0	1	0	L1	2020

Opponent	W	L	T	Streak	Last
Q - Q - Q					
Quinnipiac	3	1	0	W3	2019

Opponent	W	L	T	Streak	Last
R - R - R					
Radford	36	28	0	W7	2022
Rhode Island	2	5	0	L1	2016
Rider	9	3	0	L1	2018
Richmond	5	13	0	W1	2017

Opponent	W	L	T	Streak	Last
S - S - S					
Sacred Heart	1	0	0	L1	1982
St. Andrews	2	1	0	L1	1992
Saint Augustine's	1	0	0	W1	1984
St. Bonaventure	2	0	0	W2	1986
Saint Louis	0	1	0	L1	1993
St. John's	0	3	0	L3	2018
Saint Peter's	3	0	0	W3	1996
Salisbury State	1	1	0	W1	1979
Samford	12	7	0	W1	2021
Savannah State	4	2	0	L1	2013
Seton Hall	1	2	0	W1	2007
Siena	1	0	0	W1	2005
South Alabama	1	4	0	W1	2020
South Carolina	2	12	0	L11	2014
USC Aiken	0	1	0	L1	1994
USC Upstate	13	12	0	W10	2022
South Florida	0	1	0	L1	1992
Southeastern Louisiana	1	2	0	L1	1995
Southern Illinois	0	1	0	L1	1990
Stanford	0	1	0	L1	1990
Stetson	20	29	0	W1	2011
Stony Brook	2	1	0	W1	2002

Opponent	W	L	T	Streak	Last
T - T - T					
Tennessee	0	1	0	L1	2022
Towson (State)	8	7	1	W4	2014
Texas Tech	1	5	0	L2	2006
Troy (State)	7	16	0	L5	2005

Opponent	W	L	T	Streak	Last
V - V - V					
Valparaiso	3	0	0	W3	2012
Vanderbilt	0	1	0	L1	2002
Vermont	2	0	0	W2	1988
Villanova	0	1	0	L1	2020
Virginia	1	6	0	L2	1994
VCU	1	4	0	W1	2021
VMI	8	2	0	W6	2014
Virginia Tech	12	15	0	W2	2017

Opponent	W	L	T	Streak	Last
W - W - W					
Wake Forest	9	21	0	L8	2000

YEAR-BY-YEAR RESULTS

1963 [11-5]

Head Coach Hargrove Davis

Mar. 21	at Pfeiffer	L	6	13
Mar. 25	DANBURY	W	14	1
Mar. 28	NEW BEDFORD	W	5	4
Apr. 5	BELMONT ABBEY	L	10	13
Apr. 5	at St. Andrews	W	9	8
Apr. 13	PFEIFFER	L	2	5
Apr. 15	HIGH POINT	W	14	4
Apr. 16	HIGH POINT	W	5	3
Apr. 21	FREDERICK	L	4	7
Apr. 27	at Belmont Abbey	W	9	4
May 1	at Pembroke	W	6	5
May 4	PEMBROKE	L	2	6
May 6	N.C. WESLEYAN	W	12	2
May 10	ST. ANDREWS	W	6	5(12 inn.)
14	at Elon	W	8	5
May 18	at Frederick	W	8	2

1964 [10-9]

Head Coach Hargrove Davis

Mar. 12	BELMONT ABBEY	W	8	7
Mar. 16	at High Point	L	2	3
Mar. 23	SUSQUEHANNA	W	9	0
Mar. 24	NEW BEDFORD	W	12	3
Mar. 27	at Pfeiffer	L	5	6
Apr. 9	at Pembroke	L	3	9
Apr. 11	at Belmont Abbey	L	2	8
Apr. 14	at Frederick	W	10	6
Apr. 20	at St. Andrews	W	3	1
Apr. 24	N.C. WESLEYAN	W	14	2
Apr. 28	PEMBROKE	L	1	3
Apr. 29	ELON	L	2	7
May 2	UNC WILMINGTON	L	0	5
May 2	HIGH POINT	L	5	6
May 5	ST. ANDREWS	W	6	2
May 7	FREDERICK	W	7	6
May	at UNC Wilmington	L	2	18
May 14	ATLANTIC CHRISTIAN	W	10	3
May 18	at N.C. Wesleyan	W	10	9

1965 [7-8]

Head Coach Hargrove Davis

Mar.		L	0	4
Mar. 3	NEW BEDFORD	W	13	1
Apr. 5	at Elon	W	3	2
Apr. 9	FREDERICK	W	10	9
Apr. 12	at Belmont Abbey	L	6	8
Apr. 24	at St. Andrews	W	4	3
Apr. 26	at Pembroke	L	2	8
Apr. 29	UNC WILMINGTON	L	2	10
May 1	COASTAL CAROLINA	L	2	14
May 3	at Frederick	W	4	0
May 6	ST. ANDREWS	W	8	5
May 7	HIGH POINT	W	9	8
May 8	PEMBROKE	L	0	23
May 11	at East Carolina	L	3	7
May	at UNC Wilmington	L	0	7

1966 [8-11]

Head Coach Hargrove Davis

Mar. 15	at High Point	L	2	10
Mar. 21	PFEIFFER	L	2	7
Mar. 22	PFEIFFER	W	3	1
Mar. 25	at Elon	W	9	4
Mar. 30	NEW BEDFORD	W	6	4
Apr. 2	LYNCHBURG	W	10	6
Apr. 4	BELMONT ABBEY	L	4	5
Apr. 14	at Atlantic Christian	L	5	9
Apr. 16	at N.C. Wesleyan	W	11	3
Apr. 19	PEMBROKE	L	2	6
Apr. 21	ELON	W	13	3
Apr.	at St. Andrews	L	1	3

Apr. 30	at Belmont Abbey	W	4	1
May 3	N.C. WESLEYAN	W	11	4 (14 inn.)
May 7	ST. ANDREWS	L	7	8
May 7	HIGH POINT	L	0	12
May 9	at Pembroke	L	3	5
May 11	UNC WILMINGTON	L	1	4
May 18	at UNC Wilmington	L	1	4

1967 [6-9]

Head Coach Hargrove Davis

Mar.	at High Point	L	0	3
Mar.	PFEIFFER	L	2	1
Mar. 30	ATLANTIC CHRISTIAN	W	6	4
Apr. 4	at Elon	W	5	6 (11 inn.)
Apr. 5	NEW BEDFORD	W	15	3
Apr. 8	at St. Andrews	W	8	10
Apr. 12	PEMBROKE	L	6	5
Apr. 19	at Pembroke	L	4	7
Apr. 21	UNC WILMINGTON	W	4	5 (11 inn.)
Apr. 25	ELON	L	2	3
Apr.	ST. ANDREWS	W	0	3
May 3	HIGH POINT	L	6	0
May	BELMONT ABBEY	W	4	5
May 9	at Belmont Abbey	W	2	3
May 15	at UNC Wilmington	L	9	3

1968 [7-15]

Head Coach Hargrove Davis

Mar. 11	PFEIFFER	L	1	4
Mar.	at High Point	L	1	2
Mar. 20	at Atlantic Christian	L	4	5
Mar. 23	at Elon	W	5	0
Mar. 25	PEMBROKE	L	1	13
Mar. 27	Virginia	W	4	1
Apr. 1	WILLIAMS COLLEGE	W	8	4
Apr. 2	WILLIAMS COLLEGE	L	2	3
Apr. 5	OTTERBEIN	L	1	2
Apr.	UNC WILMINGTON	L	2	6
Apr. 20	at St. Andrews	W	5	1
Apr. 22	ELON	L	3	8
Apr. 22	at UNC Wilmington	W	3	2
Apr. 25	ATLANTIC CHRISTIAN	W	3	2
Apr. 27	at Pembroke State	L	2	7
May 2	HIGH POINT	L	2	3 (16 inn.)
May 3	ST. ANDREWS	L	3	5
May 4	BELMONT ABBEY	W	4	3
May 6	at The Citadel	L	3	4 (15 inn.)
May 8	at Belmont Abbey	L	2	5
May 9	! vs. Pembroke	L	3	17
May 10	! vs. St. Andrews	L	4	10

! NAIA District 29 Tournament - Wilmington, N.C.

1969 [8-14]

Head Coach Hargrove Davis

Mar. 15	at High Point	L	3	9
Mar. 19	PFEIFFER	L	0	1
Mar. 20	WILLIAMS	L	2	10
Mar. 22	ELON	W	6	5
Mar. 26	at Atlantic Christian	L	3	4
Mar. 27	DARTMOUTH	W	3	2
Apr. 2	at Pfeiffer	L	2	10
Apr. 8	at Fort Bragg	L	1	3
Apr. 10	ST. ANDREWS	W	5	2
Apr. 11	ELON	W	5	1
Apr. 24	ATLANTIC CHRISTIAN	W	5	0
Apr. 26	at Pembroke State	L	4	6
Apr. 28	at UNC Wilmington	L	0	6
Apr. 29	at St. Andrews	L	0	1
Apr. 29	HIGH POINT	L	3	5
May 1	at Methodist	W	16	2
May 3	BELMONT ABBEY	L	3	8
May 3	BELMONT ABBEY	L	4	10
May 5	FORT BRAGG	W	2	1

YEAR-BY-YEAR RESULTS

May 6	PEMBROKE STATE	L	1	3
May 7	METHODIST	W	6	0
May 10	UNC WILMINGTON	L	0	1

1970 [7-15]

Head Coach Neil Haldeman

Mar. 14	at High Point	L	3	13
Mar. 16	FAYETTEVILLE STATE	L	4	5
Mar. 19	at Atlantic Christian	W	1	0 (13 inn.)
Mar. 24	at Fayetteville State	W	5	2
Apr. 3	HIGH POINT	W	7	6 (11 inn.)
Apr. 4	GLASSBORO STATE	L	1	17
Apr. 7	EAST CAROLINA	W	6	5
Apr. 10	at St. Andrews	W	5	1 (10 inn.)
Apr. 11	at Lynchburg	L	1	2
Apr. 11	at Lynchburg	L	3	6
Apr. 14	BAPTIST	L	0	1
Apr. 15	METHODIST	W	10	6
Apr. 17	PEMBROKE STATE	L	3	9
Apr. 18	ELON	L	7	10
Apr. 21	at Pfeiffer	L	4	16
Apr. 22	METHODIST	W	7	5
Apr. 25	UNC WILMINGTON	W	3	2 (11 inn.)
Apr. 29	ATLANTIC CHRISTIAN	L	1	6
Apr. 30	at Elon	L	4	10
May 2	at Belmont Abbey	L	0	7
May 2	at Belmont Abbey	W	10	5
May 6	ST. ANDREWS	L	0	4
May 7	at Pembroke State	L	0	1 (10 inn.)
May 9	at UNC Wilmington	L	0	1
May 12	at East Carolina	L	1	3

1971 [19-13]

Head Coach Neil Haldeman

Mar. 11	N.C. STATE	L	6	10
Mar. 13	at St. Andrews	L	4	8
Mar. 17	PFEIFFER	W	20	12
Mar. 18	PFEIFFER	W	8	5
Mar. 20	BELMONT ABBEY	W	6	1
Mar. 20	BELMONT ABBEY	W	8	2
Mar. 22	BALDWIN-WALLACE	W	10	0
Mar. 23	SPRINGFIELD	W	10	6
Mar. 24	LYNCHBURG	W	5	2
Mar. 25	BUCKNELL	W	6	5
Mar. 30	WILLIAMS	W	9	4
Apr. 1	WESTERN CONNECTICUT	W	4	2
Apr. 1	WESTERN CONNECTICUT	L	3	9
Apr. 3	at N.C. State	L	0	5
Apr. 5	at Atlantic Christian	W	3	2
Apr. 13	FAYETTEVILLE STATE	W	3	2
Apr. 13	FAYETTEVILLE STATE	W	10	0
Apr. 15	at Methodist	W	9	2
Apr. 15	METHODIST	L	3	8 (10 inn.)
Apr. 17	at Elon	W	8	1
Apr. 17	at Elon	L	1	2
Apr. 19	at High Point	L	2	4
Apr. 21	PEMBROKE STATE	W	10	7
Apr. 26	at The Citadel	W	7	4
Apr. 29	UNC WILMINGTON	L	2	4 (10 inn.)
Apr. 30	ATLANTIC CHRISTIAN	W	4	3 (10 inn.)
May 1	VCU	W	7	6 (13 inn.)
May 1	VCU	L	3	7
May 3	at Lynchburg	L	3	5
May 5	ST. ANDREWS	L	5	7
May 6	at Pembroke State	L	2	10
May 8	at UNC Wilmington	L	3	4 (12 inn.)

1972 [9-22]

Head Coach Neil Haldeman

Mar. 7	at Augusta	L	7	8
Mar. 7	at Augusta	L	0	2
Mar. 8	at Erskine	L	0	1
Mar. 9	at Erskine	L	0	2

Mar. 10	at The Citadel	L	0	8
Mar. 11	at St. Andrews	L	3	9
Mar. 13	SALISBURY STATE	W	11	4
Mar. 14	N.C. STATE	L	5	8
Mar. 15	PFEIFFER	W	8	6
Mar. 18	at N.C. State	L	3	7
Mar. 21	FAYETTEVILLE STATE	W	11	2
Mar. 23	BUCKNELL	L	6	15
Mar. 24	GLASSBORO STATE	L	5	15
Mar. 28	WILLIAMS	W	3	2
Mar. 28	WILLIAMS	W	6	5
Mar. 29	LYNCHBURG	W	5	1
Apr. 3	at VCU	L	2	3
Apr. 3	at VCU	W	4	3
Apr. 5	at Atlantic Christian	W	7	4
Apr. 7	at Methodist	L	1	4
Apr. 10	METHODIST	L	2	7
Apr. 11	ELON	L	2	8
Apr. 11	ELON	L	3	7
Apr. 13	at Fayetteville State	L	6	8
Apr. 14	HIGH POINT	L	4	7
Apr. 15	at UNC Wilmington	L	0	6
Apr. 18	PEMBROKE STATE	L	1	9
Apr. 20	ST. ANDREWS	L	4	5
Apr. 27	at Pembroke State	L	3	10
Apr. 28	at Lynchburg	L	1	2
May 2	UNC WILMINGTON	W	7	6 (12 inn.)

1973 [15-15]

Head Coach Neil Haldeman

Mar. 10	at St. Andrews	W	11	0
Mar. 12	SALISBURY STATE	W	7	3
Mar. 14	PFEIFFER	L	3	6
Mar. 15	PFEIFFER	W	12	3
Mar. 17	GEORGE MASON	W	7	5
Mar. 20	BRIDGEWATER STATE	W	13	1
Mar. 22	@ Methodist	W	2	0
Mar. 23	GLASSBORO STATE	W	12	9
Mar. 24	EAST STROUDSBURG STATE	L	7	9
Mar. 29	N.C. STATE	L	2	3 (10 inn.)
Apr. 2	WILLIAMS	W	9	4
Apr. 3	WILLIAMS	W	11	2
Apr. 5	at Atlantic Christian	L	4	11
Apr. 6	at N.C. State	W	9	3
Apr. 10	PEMBROKE STATE	L	0	7
Apr. 13	at High Point	L	5	8
Apr. 14	at Elon	W	2	1
Apr. 14	at Elon	W	0	3
Apr. 17	FAYETTEVILLE STATE	W	5	4
Apr. 18	at UNC Wilmington	L	7	11
Apr. 19	UNC WILMINGTON	L	4	7
Apr. 20	ST. ANDREWS	W	11	5
Apr. 23	at Baptist	L	4	6
Apr. 24	at The Citadel	L	1	2
Apr. 25	LYNCHBURG	L	3	8 (10 inn.)
Apr. 25	LYNCHBURG	L	1	2
Apr. 26	ATLANTIC CHRISTIAN	W	4	0
Apr. 28	at Fayetteville State	W	9	2
Apr. 30	METHODIST	L	2	3
May 1	at Pembroke State	L	0	8

1974 [27-10]

Head Coach Neil Haldeman

Mar. 2	EAST CAROLINA	L	1	9
Mar. 5	N.C. STATE	W	7	4
Mar. 8	GUILFORD	W	9	6
Mar. 9	GUILFORD	W	6	0
Mar. 11	at St. Leo	W	19	6
Mar. 13	at Eckerd	L	1	11
Mar. 14	at Eckerd	L	1	5
Mar. 15	at South Florida	W	6	1
Mar. 16	at South Florida	L	4	7
Mar. 19	at Shaw	W	5	3

YEAR-BY-YEAR RESULTS

Mar. 22	GLASSBORO STATE	L	6	7	
Mar. 23	HIGH POINT	W	5	2	
Mar. 26	MUSKINGUM	W	2	1	
Apr. 2	at Fayetteville State	W	5	3	
Apr. 3	WILLIAMS	W	7	1	
Apr. 4	WILLIAMS	W	10	6	
Apr. 6	at Virginia Wesleyan	W	6	1	
Apr. 6	at Virginia Wesleyan	W	3	1	
Apr. 9	ST. ANDREWS	W	10	1	
Apr. 10	WASHINGTON AND LEE	W	11	4	
Apr. 10	WASHINGTON AND LEE	W	11	2	
Apr. 12	BAPTIST	W	7	0	
Apr. 18	ELON	W	5	4	
Apr. 18	ELON	L	6	7	
Apr. 19	at N.C. State	L	9	12	
Apr. 20	ATLANTIC CHRISTIAN	W	14	2	
Apr. 23	SHAW	W	20	6	
Apr. 25	UNC WILMINGTON	L	9	10	
Apr. 27	at Atlantic Christian	W	6	5	(10 inn.)
Apr. 29	PEMBROKE STATE	W	3	1	
Apr. 30	at Pembroke State	W	6	1	
May 1	FAYETTEVILLE STATE	W	5	4	
May 4	at UNC Wilmington	W	1	0	
May 7	at East Carolina	W	4	2	
May 15	! vs. Pembroke State	L	1	2	
May 15	! vs. Virginia Wesleyan	W	6	3	
May 16	! vs. Lynchburg	L	2	5	

! NAIA District 29 Tournament - Wilmington, N.C.

1975 [13-21]

Head Coach Neil Haldeman

Mar. 1	SALISBURY STATE	L	6	7	
Mar. 4	at East Carolina	L	2	4	
Mar. 7	at Fayetteville State	W	7	4	
Mar. 8	WEST VIRGINIA TECH	W	14	4	
Mar. 10	at Coastal Carolina	W	8	2	
Mar. 11	at Baptist	L	2	11	
Mar. 12	at The Citadel	L	4	5	(10 inn.)
Mar. 13	at Coastal Carolina	L	9	10	
Mar. 15	at N.C. State	L	0	2	
Mar. 22	VIRGINIA WESLEYAN	W	6	5	
Mar. 24	WESTERN MARYLAND	W	14	3	
Mar. 25	WESTERN MARYLAND	L	2	9	
Mar. 26	N.C. STATE	L	7	12	
Mar. 27	GLASSBORO STATE	L	4	11	
Apr. 2	WILLIAMS	L	6	7	(12 inn.)
Apr. 4	WESTERN CONNECTICUT	W	15	2	
Apr. 5	WESTERN CONNECTICUT	L	5	8	
Apr. 8	FAYETTEVILLE STATE	W	14	4	
Apr. 11	at High Point	L	5	6	
Apr. 1	at Elon	W	5	1	
Apr. 2	at Elon	W	11	8	
Apr. 17	at Atlantic Christian	L	0	6	
Apr. 19	at Methodist	L	2	3	
Apr. 20	METHODIST	L	7	8	
Apr. 21	at Pembroke State	L	1	6	
Apr. 22	SHAW	W	10	8	
Apr. 24	UNC WILMINGTON	L	5	7	
Apr. 26	at Shaw	W	16	5	
Apr. 30	PEMBROKE STATE	W	3	2	
May 2	at St. Andrews	W	9	0	(forfeit)
May 3	at UNC Wilmington	T	2	2	
May 5	ATLANTIC CHRISTIAN	L	3	8	
May 7	EAST CAROLINA	L	2	6	(14 inn.)
May 14	! vs. UNC Wilmington	L	2	4	
May 14	! vs. Methodist	L	3	8	

! NAIA District 29 Tournament - Wilmington, N.C.

1976 [11-24]

Head Coach Sam White

Feb. 28	at Georgia Southern	L	4	6	
Mar. 1	at Georgia Southern	L	4	6	
Mar. 2	at Armstrong State	W	3	1	

Mar. 3	at Jacksonville	L	1	13	
Mar. 4	at Jacksonville	L	3	4	
Mar. 5	at Armstrong State	W	9	0	
Mar. 6	at Francis Marion	W	3	2	
Mar. 10	at Wake Forest	L	2	13	
Mar. 11	N.C. STATE	L	6	9	
Mar. 13	SALISBURY STATE	L	5	12	
Mar. 13	SALISBURY STATE	W	7	0	
Mar. 18	GLASSBORO STATE	L	4	6	
Mar. 20	at N.C. State	L	0	4	
Mar. 20	at N.C. State	L	3	4	
Mar. 24	EAST CAROLINA	L	3	5	
Mar. 26	WESTERN CONNECTICUT	W	5	4	
Mar. 27	WESTERN CONNECTICUT	W	6	3	
Mar. 27	WESTERN CONNECTICUT	W	3	2	
Mar. 30	ATLANTIC CHRISTIAN	L	5	14	
Apr. 2	HIGH POINT	L	10	12	
Apr. 3	ELON	W	9	8	
Apr. 3	ELON	L	5	12	
Apr. 7	METHODIST	W	7	6	
Apr. 7	METHODIST	L	2	8	
Apr. 10	UNC WILMINGTON	L	5	14	
Apr. 14	at Pembroke State	L	0	5	
Apr. 15	PEMBROKE STATE	L	9	10	
Apr. 19	at The Citadel	L	0	9	
Apr. 21	LIBERTY BAPTIST	L	12	18	
Apr. 24	at UNC Wilmington	L	4	6	
Apr. 27	at Atlantic Christian	L	2	3	
May 12	! Virginia State	W	9	1	
May 13	! UNC Wilmington	L	1	3	
May 14	! Virginia State	W	10	6	
May 14	# UNC Wilmington	L	1	6	

! NAIA District 29 Tournament - Wilmington, N.C.
NAIA District 29 Championship - Wilmington, N.C.

1977 [16-17]

Head Coach Sam White

Mar. 2	at Duke	W	5	3	
Mar. 5	EAST CAROLINA	L	2	4	
Mar. 8	LIBERTY BAPTIST	W	5	1	
Mar. 10	SHAW	W	19	0	
Mar. 11	SALISBURY STATE	W	3	2	
Mar. 11	SALISBURY STATE	L	3	6	
Mar. 12	at N.C. Wesleyan	W	3	1	
Mar. 12	at N.C. Wesleyan	W	11	1	
Mar. 16	at High Point	L	5	19	
Mar. 18	at N.C. State	L	9	11	
Mar. 18	at N.C. State	L	2	4	
Mar. 19	at North Carolina	W	6	5	
Mar. 25	VIRGINIA STATE	W	8	6	
Mar. 26	VIRGINIA STATE	W	4	3	
Mar. 31	at Liberty Baptist	L	0	5	
Mar. 31	at Liberty Baptist	W	4	3	
Apr. 1	at Liberty Baptist	W	11	4	
Apr. 2	at Elon	L	6	8	
Apr. 2	at Elon	L	2	3	
Apr. 4	at East Carolina	L	3	6	
Apr. 4	at East Carolina	L	2	4	
Apr. 7	at UNC Wilmington	L	1	2	
Apr. 12	ST. ANDREWS	W	27	3	
Apr. 13	PEMBROKE STATE	L	2	5	
Apr. 16	at Methodist	W	3	2	
Apr. 16	at Methodist	W	5	3	
Apr. 19	ATLANTIC CHRISTIAN	W	17	7	
Apr. 21	at Pembroke State	L	6	7	
Apr. 22	HIGH POINT	L	4	5	
Apr. 25	at UNC Wilmington	L	3	7	
Apr. 27	at Atlantic Christian	W	2	1	
Apr. 28	! Pembroke State	L	3	7	
Apr. 29	! Atlantic Christian	L	3	4	

! NAIA District 29 Tournament - Pembroke, N.C.

YEAR-BY-YEAR RESULTS

1978 [12-15]

Head Coach Sam White

Feb. 27	at Newberry	L	5	13
Mar. 1	at Erskine	L	0	2
Mar. 2	at The Citadel	L	3	6
Mar. 4	at South Carolina	L	1	6
Mar. 4	at South Carolina	W	5	4
Mar. 6	at Georgia Southern	L	3	6
Mar. 7	at Georgia Southern	L	1	7
Mar. 13	at North Carolina	W	6	4
Mar. 14	CASE WESTERN RESERVE	W	9	3
Mar. 15	DUKE	W	6	3
Mar. 18	EAST CAROLINA	L	1	3
Mar. 18	EAST CAROLINA	W	9	5
Mar. 21	WESTFIELD STATE	L	0	4
Mar. 21	WESTFIELD STATE	L	3	7
Mar. 23	INDIANA (PA.)	W	6	4
Mar. 24	N.C. STATE	W	5	4
Apr. 3	at Pembroke State	W	7	4
Apr. 6	at N.C. State	W	21	7
Apr. 7	UNC WILMINGTON	L	8	18
Apr. 8	N.C. WESLEYAN	W	5	2
Apr. 8	N.C. WESLEYAN	L	4	5
Apr. 11	METHODIST	L	13	16
Apr. 15	PEMBROKE STATE	W	8	4
Apr. 17	at Methodist	L	9	15
Apr. 21	at East Carolina	L	3	13
Apr. 22	at East Carolina	L	4	11
Apr. 24	ATLANTIC CHRISTIAN	W	11	7

1979 [17-20-1]

Head Coach Sam White

Feb. 27	at Erskine	L	3	5
Feb. 27	at Erskine	L	2	3
Feb. 28	at Newberry	L	7	14
Mar. 1	at Armstrong State	L	3	7
Mar. 1	at Armstrong State	W	4	0
Mar. 2	at Georgia Southern	L	1	12
Mar. 3	at Georgia Southern	L	7	12
Mar. 6	at South Carolina	W	2	1
Mar. 9	CATAWBA	L	2	5
Mar. 9	CATAWBA	W	11	0
Mar. 10	SALISBURY STATE	L	6	16
Mar. 10	SALISBURY STATE	W	7	2
Mar. 11	WAKE FOREST	W	3	1
Mar. 12	WAKE FOREST	L	4	30
Mar. 15	WESTERN CAROLINA	W	7	3
Mar. 15	WESTERN CAROLINA	L	5	12
Mar. 19	at UNC Charlotte	W	7	0
Mar. 21	OHIO	L	2	4
Mar. 21	OHIO	W	3	2
Mar. 23	at Pembroke	L	8	9
Mar. 23	at Pembroke	W	7	5
Mar. 26	at Methodist	W	5	4
Mar. 28	N.C. STATE	L	3	6
Mar. 30	NORTH CAROLINA	L	3	12
Apr. 3	at Wingate	T	12	12
Apr. 3	ST. ANDREWS	W	11	4
Apr. 6	at East Carolina	L	2	5
Apr. 7	at UNC Wilmington	L	3	6
Apr. 9	at Atlantic Christian	L	1	5
Apr. 9	at Atlantic Christian	W	15	11
Apr. 10	at North Carolina	W	4	3
Apr. 11	UNC CHARLOTTE	L	6	8
Apr. 17	TOWSON STATE	L	3	9
Apr. 21	WINGATE	W	3	2
Apr. 23	UNC WILMINGTON	W	7	4
Apr. 24	METHODIST	W	5	3
Apr. 25	at N.C. State	L	2	3
Apr. 26	EAST CAROLINA	W	3	2

1980 [18-18]

Head Coach Calvin Koonce

Feb. 28	at The Citadel	L	1	11
Mar. 2	at Armstrong State	W	6	1
Mar. 3	at Armstrong State	L	2	6
Mar. 4	at Georgia Southern	L	3	5
Mar. 5	at Francis Marion	L	4	5
Mar. 6	WESTERN CAROLINA	L	2	4
Mar. 9	APPALACHIAN STATE	W	14	3
Mar. 10	APPALACHIAN STATE	W	9	6
Mar. 11	APPALACHIAN STATE	W	8	4
Mar. 12	APPALACHIAN STATE	L	9	20
Mar. 14	EASTERN CONNECTICUT	L	3	10
Mar. 16	PEMBROKE STATE	W	5	4
Mar. 17	NORTH CAROLINA	W	13	8
Mar. 19	at Methodist	W	13	2
Mar. 20	BAPTIST	L	0	5
Mar. 21	BAPTIST	L	1	5
Mar. 23	BAPTIST	W	13	1
Mar. 24	FAIRFIELD	W	3	2
Mar. 25	TOWSON STATE	W	8	1
Mar. 28	at St. Andrews	W	11	2
Mar. 30	at Western Carolina	L	5	12
Apr. 1	at Western Carolina	L	3	4
Apr. 2	at UNC Charlotte	L	6	7
Apr. 4	EAST CAROLINA	L	0	6
Apr. 7	at Pembroke State	W	7	2
Apr. 8	UNC WILMINGTON	W	9	0 (forfeit)
Apr. 10	DAVIS & ELKINS	W	3	2
Apr. 11	DAVIS & ELKINS	L	3	11
Apr. 15	ATLANTIC CHRISTIAN	W	22	4
Apr. 16	at N.C. Wesleyan	W	17	4
Apr. 17	at North Carolina	L	1	20
Apr. 20	at Atlantic Christian	L	7	8
Apr. 23	METHODIST	W	8	7
Apr. 24	at UNC Wilmington	L	3	7
Apr. 25	UNC CHARLOTTE	W	15	6

1981 [20-25]

Head Coach Calvin Koonce

Feb. 28	at Armstrong State	W	4	0
Feb. 28	at Armstrong State	W	4	0
Mar. 2 +	Furman	L	8	9
Mar. 3	at Stetson	L	10	11
Mar. 4	at Stetson	L	8	11
Mar. 5	at Georgia Southern	L	0	14
Mar. 6	at Georgia Southern	L	3	9
Mar. 9	PEMBROKE STATE	W	13	2
Mar. 10	RICHMOND	L	8	18
Mar. 11	RICHMOND	W	11	4
Mar. 12	JOHN CARROLL	W	9	2
Mar. 12	JOHN CARROLL	W	5	4
Mar. 14	at Baptist	L	4	5
Mar. 14	at Baptist	L	0	2
Mar. 16	EASTERN CONNECTICUT	L	6	21
Mar. 17	EASTERN CONNECTICUT	W	17	11
Mar. 19	VIRGINIA	L	6	11
Mar. 20	WESTERN CAROLINA	W	7	6
Mar. 21	WESTERN CAROLINA	L	8	10
Mar. 24	PITTSBURGH-JOHNSTOWN	W	11	6
Mar. 24	PITTSBURGH-JOHNSTOWN	W	23	4
Mar. 28	PRINCETON	W	4	3
Mar. 28	PRINCETON	W	2	1
Apr. 1	at UNC Charlotte	W	9	1
Apr. 1	at UNC Charlotte	W	6	3
Apr. 2	NORTH CAROLINA	L	1	5
Apr. 4	EAST CAROLINA	L	5	7
Apr. 4	EAST CAROLINA	L	2	13
Apr. 7	at Pembroke State	W	21	4
Apr. 8	UNC WILMINGTON	W	3	1
Apr. 8	UNC WILMINGTON	L	2	7
Apr. 10	BAPTIST	W	5	4
Apr. 10	BAPTIST	L	4	9
Apr. 11	BAPTIST	L	9	10
Apr. 15	at UNC Wilmington	L	4	7

YEAR-BY-YEAR RESULTS

Apr. 15	at UNC Wilmington	L	1	10
Apr. 16	N.C. STATE	L	7	8
Apr. 17	at North Carolina	L	1	4
Apr. 20	at East Carolina	L	1	2
Apr. 20	at East Carolina	W	9	2
Apr. 21	at East Carolina	W	9	0
Apr. 23	UNC CHARLOTTE	L	5	7
Apr. 24	at Davidson	W	9	2
Apr. 25	at Western Carolina	L	5	10
Apr. 25	at Western Carolina	L	7	12

1982 [27-13]

Head Coach Calvin Koonce

Mar. 1	at Georgia	L	1	16
Mar. 2	at Georgia Tech	L	11	12
Mar. 3	at Clemson	L	2	6
Mar. 4	at Clemson	L	1	11
Mar. 5	at Baptist	L	8	12
Mar. 8	SACRED HEART	W	11	4
Mar. 9	WAKE FOREST	W	10	3
Mar. 10	N.C. STATE	W	5	3
Mar. 11	ELON	W	13	5
Mar. 13	JOHN CARROLL	W	16	3
Mar. 13	CASE WESTERN RESERVE	W	18	0
Mar. 17	WESTERN CAROLINA	W	3	2
Mar. 18	WESTERN CAROLINA	W	11	1
Mar. 19	DAVIS & ELKINS	L	4	5
Mar. 20	DAVIS & ELKINS	W	13	9
Mar. 22	BUFFALO	W	4	1
Mar. 22	BUFFALO	W	7	2
Mar. 23	BUFFALO	W	16	4
Mar. 24	EASTERN CONNECTICUT	W	18	9
Mar. 26	ALLEGHENY	W	22	6
Mar. 27	UNC WILMINGTON	L	1	2
Mar. 27	UNC WILMINGTON	W	5	4
Mar. 29	at N.C. State	W	10	3
Mar. 30	NORTH CAROLINA	L	2	6
Apr. 2	at UNC Wilmington	L	6	8
Apr. 3	at UNC Wilmington	W	10	2
Apr. 5	at Wake Forest	L	12	13
Apr. 7	at North Carolina	W	16	9
Apr. 10	EAST CAROLINA	W	13	5
Apr. 12	at Augusta	W	7	3
Apr. 12	at Augusta	W	7	2
Apr. 14	BAPTIST	W	14	7
Apr. 15	BAPTIST	W	13	4
Apr. 16	at East Carolina	W	2	1
Apr. 17	at East Carolina	L	0	7
Apr. 19	UNC CHARLOTTE	W	8	6
Apr. 19	ATLANTIC CHRISTIAN	W	11	5
Apr. 22	at UNC Charlotte	W	11	8
Apr. 23	at Western Carolina	L	3	6
Apr. 24	at Western Carolina	L	2	14

1983 [22-15-1]

Head Coach Calvin Koonce

Feb. 26	at Georgia	L	3	4
Feb. 26	at Georgia	W	6	2
Mar. 2	N.C. STATE	L	8	10
Mar. 2	N.C. STATE	T	3	3
Mar. 4	UNC CHARLOTTE	W	13	3
Mar. 5	TOWSON STATE	W	4	0
Mar. 8	+ at Stetson	W	5	4
Mar. 8	+ vs. James Madison	L	1	4
Mar. 9	+ vs. Georgetown	W	16	2
Mar. 9	+ at Stetson	L	5	7
Mar. 10	+ vs. Georgetown	W	6	4
Mar. 10	+ vs. James Madison	L	0	1
Mar. 11	+ at Stetson	L	3	4
Mar. 12	+ vs. Georgetown	W	10	3
Mar. 14	WESTERN CAROLINA	W	13	8
Mar. 15	WESTERN CAROLINA	L	3	9

Mar. 16	GEORGE MASON	W	24	3
Mar. 22	EAST CAROLINA	W	7	1
Mar. 23	at Atlantic Christian	L	3	16
Mar. 29	ATLANTIC CHRISTIAN	W	3	2
Mar. 30	BUFFALO	W	15	9
Mar. 30	BUFFALO	W	6	1
Apr. 4	at Western Carolina	L	6	13
Apr. 4	at Western Carolina	L	5	8
Apr. 5	NORTH CAROLINA	W	7	2
Apr. 11	at N.C. State	W	6	3
Apr. 11	at N.C. State	L	13	16
Apr. 13	LIBERTY BAPTIST	L	4	6
Apr. 13	LIBERTY BAPTIST	W	8	4
Apr. 20	at UNC Charlotte	W	10	9
Apr. 21	at UNC Wilmington	W	2	1
Apr. 21	at UNC Wilmington	W	14	3
Apr. 22	at East Carolina	W	10	3
Apr. 23	at East Carolina	L	7	8
Apr. 25	UNC WILMINGTON	L	6	14
Apr. 25	UNC WILMINGTON	L	5	6
Apr. 27	ATLANTIC CHRISTIAN	W	5	0
Apr. 27	ATLANTIC CHRISTIAN	W	3	2

+ Stetson Invitational - DeLand, Fla.

1984 [24-15]

Head Coach Calvin Koonce

Feb. 24	at Georgia	L	2	4
Feb. 25	at Georgia	W	12	8
Mar. 1	at Coastal Carolina	W	4	1
Mar. 1	at Coastal Carolina	L	1	6
Mar. 2	RICHMOND	L	1	7
Mar. 3	EAST CAROLINA	L	3	8
Mar. 5	UNC CHARLOTTE	W	6	3
Mar. 8	WILLIAM & MARY	W	7	4
Mar. 8	WILLIAM & MARY	W	11	0
Mar. 9	SAINT AUGUSTINE'S	W	13	6
Mar. 12	GEORGE MASON	W	11	7
Mar. 14	WESTERN CAROLINA	W	9	1
Mar. 14	WESTERN CAROLINA	W	3	2
Mar. 15	WESTERN CAROLINA	L	0	4
Mar. 16	WEST LIBERTY STATE	W	21	1
Mar. 17	EASTERN KENTUCKY	W	13	12
Mar. 19	NORTHWESTERN	W	7	2
Mar. 19	NORTHWESTERN	W	7	2
Mar. 20	NORTHWESTERN	W	8	7 (10 inn.)
Mar. 21	BUFFALO	L	4	6
Mar. 22	BUFFALO	W	19	5
Mar. 22	BUFFALO	W	17	11
Mar. 24	at Atlantic Christian	W	17	2
Mar. 26	at N.C. State	L	0	8
Mar. 30	at UNC Wilmington	W	5	4
Mar. 31	at UNC Wilmington	L	2	5
Mar. 31	at UNC Wilmington	W	4	0
Apr. 3	at Richmond	L	3	4 (11 inn.)
Apr. 5	ATLANTIC CHRISTIAN	W	25	1
Apr. 9	N.C. STATE	L	12	14
Apr. 11	at Western Carolina	W	6	1
Apr. 11	at Western Carolina	L	5	6
Apr. 17	at William & Mary	L	3	9
Apr. 17	at William & Mary	L	3	10
Apr. 20	UNC WILMINGTON	W	5	2
Apr. 21	UNC WILMINGTON	W	6	5
Apr. 21	UNC WILMINGTON	L	3	10
Apr. 24	at UNC Charlotte	L	3	5
Apr. 26	PEMBROKE STATE	W	14	11

1985 [32-17]

Head Coach Calvin Koonce

Feb. 27	at North Carolina	L	2	10
Feb. 28	* COASTAL CAROLINA	W	18	17 (10 inn.)
Mar. 2	WAKE FOREST	L	12	15 (10 inn.)
Mar. 4	at Augusta	W	9	6
Mar. 5	at Augusta	W	15	10

YEAR-BY-YEAR RESULTS

Mar. 6	at Georgia	L	6	7	
Mar. 7	at Baptist	L	4	9	
Mar. 8	at Baptist	W	16	14	
Mar. 9	at Baptist	L	0	2	
Mar. 11	CLEMSON	W	8	7	
Mar. 12	WESTERN CAROLINA	W	12	4	
Mar. 13	WESTERN CAROLINA	W	7	4	
Mar. 13	WESTERN CAROLINA	W	8	5	
Mar. 14	WESTERN CAROLINA	L	14	27	
Mar. 15	RHODE ISLAND	L	10	14	
Mar. 16	RHODE ISLAND	L	5	9	
Mar. 18 *	at Winthrop	L	5	15	
Mar. 19	MARYLAND	W	15	8	
Mar. 21	MARYLAND	W	13	6	
Mar. 23	VERMONT	W	21	7	
Mar. 25	at Wake Forest	L	1	2	
Mar. 26	at Western Carolina	L	5	12	
Mar. 26	at Western Carolina	W	6	2	
Mar. 28	AUGUSTA	W	13	3	
Mar. 28	AUGUSTA	L	3	6	(9 inn.)
Mar. 30 *	RADFORD	W	38	0	
Apr. 1	UNC WILMINGTON	W	15	4	
Apr. 2	UNC CHARLOTTE	W	16	14	
Apr. 3	BUFFALO	W	11	0	
Apr. 3	BUFFALO	W	8	5	
Apr. 4 *	WINTHROP	W	15	2	
Apr. 5	BUFFALO	W	11	5	
Apr. 6	at Liberty Baptist	W	5	4	
Apr. 8 *	at Coastal Carolina	W	6	2	
Apr. 9	NORTH CAROLINA	L	8	17	
Apr. 10	at UNC Wilmington	W	13	4	
Apr. 15	at UNC Wilmington	W	7	5	
Apr. 17	at UNC Charlotte	L	3	5	
Apr. 18 *	at UNC Asheville	W	9	0	(forfeit)
Apr. 20 *	at Radford	W	14	1	
Apr. 22	LIBERTY BAPTIST	W	7	6	
Apr. 23	UNC WILMINGTON	L	6	10	(13 inn.)
Apr. 24 *	UNC ASHEVILLE	W	20	6	
May 2	EAST CAROLINA	W	5	4	
May 11	at East Carolina	W	3	2	
May 13 !	Armstrong State	L	5	6	
May 14 !	Columbus	W	10	5	
May 14 !	Armstrong State	W	11	5	
May 15 !	Winthrop	L	5	12	

* Big South Conference game
! Big South Tournament - Buies Creek, N.C.

1986 [31-20 / 14-3 Big South]

Head Coach Calvin Koonce

Mar. 4	at Georgia	L	9	21	
Mar. 5	at Georgia	L	4	10	
Mar. 6	at Augusta	L	3	12	
Mar. 7	at Augusta	L	5	7	
Mar. 8	at Clemson	W	7	5	
Mar. 10	WESTERN CAROLINA	L	1	9	
Mar. 11	WESTERN CAROLINA	L	8	11	
Mar. 11	WESTERN CAROLINA	W	7	4	
Mar. 12	WESTERN CAROLINA	L	2	4	
Mar. 15	RHODE ISLAND	L	5	6	
Mar. 15	RHODE ISLAND	L	7	12	
Mar. 18 *	UNC ASHEVILLE	W	8	1	
Mar. 18 *	UNC ASHEVILLE	L	5	7	(8 inn.)
Mar. 21	MARYLAND	L	5	7	
Mar. 22	YALE	W	11	8	
Mar. 22	YALE	W	10	4	
Mar. 24	KENT STATE	L	8	10	
Mar. 25	ST. BONAVENTURE	W	16	1	
Mar. 26	ST. BONAVENTURE	W	10	1	
Mar. 27	at UNC Wilmington	L	3	4	
Mar. 28	LIBERTY	W	7	4	
Mar. 29	BUFFALO	W	23	2	
Mar. 29	BUFFALO	W	13	8	
Apr. 1 *	WINTHROP	W	6	4	

Apr. 2 *	WINTHROP	W	5	3	
Apr. 2 *	WINTHROP	W	6	5	
Apr. 4 *	RADFORD	W	19	1	
Apr. 5 *	RADFORD	W	13	3	
Apr. 5 *	RADFORD	W	3	1	
Apr. 7	UNC CHARLOTTE	W	9	8	
Apr. 8	UNC WILMINGTON	W	16	5	
Apr. 9	at Coastal Carolina	W	7	5	(10 inn.)
Apr. 10	COASTAL CAROLINA	L	7	11	
Apr. 11 *	at Winthrop	L	3	10	
Apr. 12 *	at Winthrop	L	2	5	
Apr. 12 *	at Winthrop	W	12	10	
Apr. 14	UNC WILMINGTON	L	7	11	
Apr. 15	at Western Carolina	W	13	11	
Apr. 15	at Western Carolina	W	16	7	
Apr. 18 *	at Radford	W	14	7	
Apr. 19 *	at Radford	W	13	4	
Apr. 19 *	at Radford	W	9	1	
Apr. 23	at UNC Wilmington	W	2	0	
Apr. 24	NORTH CAROLINA	W	19	5	
Apr. 28 *	at UNC Asheville	W	10	9	
Apr. 29 *	at UNC Asheville	W	7	2	
Apr. 29 *	at UNC Asheville	W	16	2	
May 7	at North Carolina	L	7	8	(11 inn.)
May 8	at UNC Charlotte	W	6	3	
May 13 !	Coastal Carolina	L	4	5	
May 14 !	Winthrop	L	4	6	

* Big South Conference East Division game
! Big South Tournament - Augusta, Ga.

1987 [25-20 / 8-2 Big South]

Head Coach Mike Caldwell

Mar. 2	at Georgia	L	7	8	
Mar. 2	at Georgia	L	0	10	
Mar. 3	at Western Carolina	L	7	9	
Mar. 3	at Western Carolina	L	3	5	
Mar. 6 *	RADFORD	W	14	6	
Mar. 7 *	RADFORD	W	11	3	
Mar. 9	WESTERN CAROLINA	L	4	7	
Mar. 10	WESTERN CAROLINA	W	11	8	
Mar. 11	WESTERN CAROLINA	W	7	2	
Mar. 12	COASTAL CAROLINA	W	10	8	
Mar. 13	RHODE ISLAND	W	13	9	
Mar. 14	RHODE ISLAND	W	10	8	
Mar. 17	UNC WILMINGTON	W	12	11	
Mar. 18	DUKE	W	8	2	
Mar. 20	BUFFALO	W	14	7	
Mar. 21	at Wake Forest	L	6	8	
Mar. 23	NORTH CAROLINA	L	2	18	
Mar. 24	KENT STATE	W	4	1	
Mar. 25	EASTERN ILLINOIS	W	6	4	(8 inn.)
Mar. 25	EASTERN ILLINOIS	L	3	4	
Mar. 26	EASTERN ILLINOIS	L	6	10	
Mar. 28 *	UNC ASHEVILLE	W	11	1	
Mar. 28 *	UNC ASHEVILLE	W	13	4	
Apr. 1	at Duke	W	5	4	
Apr. 2 *	WINTHROP	L	2	14	
Apr. 3 *	WINTHROP	W	10	5	
Apr. 8	WAKE FOREST	W	14	6	
Apr. 9	at UNC Charlotte	L	5	8	
Apr. 10 *	at Winthrop	W	4	3	
Apr. 11 *	at Winthrop	L	4	15	
Apr. 14	at UNC Wilmington	L	4	6	
Apr. 22	UNC WILMINGTON	L	11	13	
Apr. 27 *	at Radford	W	9	2	
Apr. 27 *	at Radford	W	6	3	
Apr. 28	at UNC Wilmington	L	2	8	
May 2	LIBERTY	L	2	4	
May 2	LIBERTY	W	9	1	
May 5	FLORIDA ATLANTIC	L	5	11	
May 6	at Augusta	W	15	2	
May 7	at Augusta	W	8	3	
May 8	at Coastal Carolina	W	11	7	

YEAR-BY-YEAR RESULTS

May 11	at North Carolina	W	8	5
May 12	N.C. WESLEYAN	L	9	10
May 14	! vs. Coastal Carolina	L	8	9
May 15	! vs. Winthrop	L	1	8

* Big South Conference East Division game

! Big South Tournament - Buies Creek, N.C.

1988 [32-16 / 10-8 Big South]

Head Coach Mike Caldwell

Feb. 26	at Georgia	W	9	4
Feb. 27	at Georgia	W	10	8
Feb. 29	at South Carolina	L	0	10
Mar. 1	at South Carolina	L	1	2
Mar. 2	at Western Carolina	L	5	15
Mar. 3	at Western Carolina	W	6	2
Mar. 4	* UNC ASHEVILLE	W	6	1
Mar. 5	* UNC ASHEVILLE	W	12	3
Mar. 5	* UNC ASHEVILLE	W	6	3
Mar. 7	WESTERN CAROLINA	L	2	7
Mar. 8	WESTERN CAROLINA	W	9	1
Mar. 9	WESTERN CAROLINA	W	10	9
Mar. 11	* RADFORD	W	9	0
Mar. 12	* RADFORD	L	5	6
Mar. 12	* RADFORD	W	6	5
Mar. 15	VERMONT	W	11	4
Mar. 16	UNC WILMINGTON	W	5	4
Mar. 18	* BAPTIST	L	5	15
Mar. 19	* BAPTIST	W	4	3
Mar. 21	CLEVELAND STATE	W	6	4
Mar. 23	at East Carolina	W	7	4
Mar. 24	CLEVELAND STATE	L	6	8
Mar. 25	* at Winthrop	W	5	2
Mar. 26	* at Winthrop	L	2	3
Mar. 26	* at Winthrop	L	0	1
Mar. 28	* BAPTIST	W	5	1
Mar. 30	at UNC Wilmington	W	4	0
Mar. 31	WAKE FOREST	L	6	8
Apr. 1	* at Augusta	W	4	1
Apr. 2	* at Augusta	L	3	4
Apr. 2	* at Augusta	W	13	1
Apr. 4	at Virginia	L	5	6
Apr. 5	at Liberty	W	10	4
Apr. 6	UNC WILMINGTON	W	11	0
Apr. 7	ATLANTIC CHRISTIAN	W	21	11
Apr. 8	* at Coastal Carolina	L	2	4
Apr. 9	* at Coastal Carolina	L	2	13
Apr. 9	* at Coastal Carolina	L	0	5
Apr. 11	LIBERTY	W	7	1
Apr. 14	at Atlantic Christian	W	2	1
Apr. 21	! vs. Baptist	W	8	6
Apr. 22	! vs. Coastal Carolina	W	6	5
Apr. 23	! vs. Baptist	W	17	0
Apr. 25	at Wake Forest	W	3	2
Apr. 30	N.C. WESLEYAN	W	8	7
May 5	NORTH CAROLINA	W	7	5
May 6	at N.C. Wesleyan	W	9	3
May 9	at North Carolina	L	2	7

* Big South Conference game

! Big South Tournament - Conway, S.C.

1989 [10-32 / 8-10 Big South]

Head Coach Mike Caldwell

Feb. 10	^ vs. The Citadel	W	8	6
Feb. 10	^ vs. Georgia Southern	L	0	13
Feb. 11	^ vs. Mercer	L	1	7
Feb. 27	at South Alabama	L	6	16
Feb. 28	at South Alabama	L	1	5
Mar. 1	at Auburn	L	4	5
Mar. 3	at Georgia	L	3	4
Mar. 11	* at Baptist	L	8	9
Mar. 11	* at Baptist	L	0	7
Mar. 17	* at Radford	L	5	10
Mar. 18	* at Radford	L	4	5

Mar. 18	* at Radford	L	2	3
Mar. 25	at Liberty	L	2	11
Mar. 25	at Liberty	L	5	10
Mar. 28	KENT STATE	L	2	4
Mar. 29	KENT STATE	L	3	5
Mar. 30	at UNC Wilmington	L	1	3
Mar. 31	* WINTHROP	W	9	6
Apr. 1	* WINTHROP	W	4	3
Apr. 1	* WINTHROP	W	4	3
Apr. 3	at North Carolina	L	2	6
Apr. 4	UNC WILMINGTON	L	5	6
Apr. 11	at UNC Charlotte	L	0	2
Apr. 13	at Western Carolina	W	4	0
Apr. 13	at Western Carolina	L	1	4
Apr. 14	* at UNC Asheville	L	4	19
Apr. 15	* at UNC Asheville	W	3	1
Apr. 15	* at UNC Asheville	L	2	7
Apr. 17	* at Baptist	W	6	0
Apr. 17	at South Carolina	L	9	12
Apr. 18	at Wake Forest	L	3	7
Apr. 21	* COASTAL CAROLINA	L	3	10
Apr. 22	* COASTAL CAROLINA	W	8	3
Apr. 22	* COASTAL CAROLINA	W	5	3
Apr. 24	at UNC Wilmington	L	1	5
Apr. 24	at UNC Wilmington	L	0	3
Apr. 29	* vs. Augusta	L	4	5
Apr. 29	* vs. Augusta	W	3	0
May 4	RICHMOND	L	4	5
May 4	RICHMOND	L	0	6
May 5	CENTRAL FLORIDA	L	1	4
May 6	CENTRAL FLORIDA	L	1	8

^ Great Savannah Shootout - Savannah, Ga.

* Big South Conference game

1990 [15-33 / 6-8 Big South]

Head Coach Mike Caldwell

Feb. 17	at South Carolina	L	5	13
Feb. 28	ATLANTIC CHRISTIAN	L	3	8
Mar. 1	PFEIFFER	W	11	9
Mar. 3	THE CITADEL	L	0	4
Mar. 5	at Georgia Tech	L	6	8
Mar. 6	at Georgia	L	4	6
Mar. 7	at Georgia	L	2	10
Mar. 10	at UNC Charlotte	L	0	11
Mar. 12	* at Winthrop	L	0	8
Mar. 13	* at Winthrop	W	9	3
Mar. 13	* at Winthrop	W	15	5
Mar. 15	WAKE FOREST	W	10	4
Mar. 16	* RADFORD	W	7	4
Mar. 19	PRINCETON	L	1	3
Mar. 19	PRINCETON	L	1	5
Mar. 20	PRINCETON	L	11	12
Mar. 21	EAST CAROLINA	L	2	5
Mar. 23	* UNC ASHEVILLE	L	1	18
Mar. 24	* UNC ASHEVILLE	L	1	2
Mar. 24	* UNC ASHEVILLE	L	3	9
Mar. 27	UNC WILMINGTON	L	5	8
Mar. 27	UNC WILMINGTON	L	7	8
Mar. 28	NORTH CAROLINA	L	0	3
Apr. 3	N.C. WESLEYAN	L	7	8
Apr. 5	at UNC Wilmington	L	4	11
Apr. 6	* at USC Coastal	L	8	14
Apr. 7	* at USC Coastal	L	1	7
Apr. 7	* at USC Coastal	L	3	9
Apr. 11	at Wake Forest	L	1	6
Apr. 12	at Virginia	L	7	11
Apr. 13	at Richmond	W	5	3
Apr. 16	at South Carolina	L	10	16
Apr. 20	* BAPTIST	W	5	4
Apr. 21	* BAPTIST	L	0	1
Apr. 21	* BAPTIST	W	4	0
Apr. 24	at North Carolina	L	1	9
Apr. 28	at East Carolina	L	3	17

YEAR-BY-YEAR RESULTS

May 3	RICHMOND	W	4	2
May 4 *	at Augusta	W	13	12
May 7	at UNC Wilmington	W	8	4
May 9	at Georgia Southern	L	6	10
May 10	at Clemson	L	4	8
May 12 !	vs. Baptist	W	12	4
May 12 !	vs. Radford	W	7	3
May 14 !	vs. Winthrop	W	2	1
May 15 !	vs. USC Coastal	W	5	2
May 24 \$	at Stanford	L	0	7
May 25 \$	at Southern Illinois	L	7	8

* Big South Conference game
! Big South Tournament - Conway, S.C.
\$ West I Regional - Palo Alto, Calif.

1991 [11-40-1 / 5-14-0 Big South]

Head Coach Mike Caldwell

Feb. 19	NORTH CAROLINA	L	1	11
Feb. 22 *	DAVIDSON	L	2	5
Feb. 22 *	DAVIDSON	W	8	7
Feb. 23 *	DAVIDSON	W	7	6 (10 inn.)
Feb. 25	at The Citadel	L	3	16
Feb. 26	at Auburn	W	5	4
Feb. 27	at Auburn	L	4	15
Feb. 28	at Georgia	L	4	12
Mar. 1	at Georgia	L	1	11 (7 inn.)
Mar. 2	at Georgia	L	6	7
Mar. 5	JAMES MADISON	L	7	12
Mar. 6	JAMES MADISON	W	3	2
Mar. 7	WILLIAM & MARY	L	4	5
Mar. 9	UNC WILMINGTON	L	0	17
Mar. 15 *	USC COASTAL	L	2	3
Mar. 15 *	USC COASTAL	L	2	5
Mar. 16 *	USC COASTAL	L	0	9
Mar. 19	THE CITADEL	T	6	6 (10 inn.)
Mar. 21	TOWSON STATE	L	4	6 (11 inn.)
Mar. 21	TOWSON STATE	W	12	8 (8 inn.)
Mar. 22 *	WINTHROP	L	7	8
Mar. 23 *	WINTHROP	W	10	3
Mar. 23 *	WINTHROP	L	2	3
Mar. 25	MARYLAND	L	5	14
Mar. 27	at Richmond	L	3	5
Mar. 28	at Barton	W	13	11
Mar. 28	at Barton	L	7	12
Apr. 1	at Liberty	L	3	6
Apr. 1	at Liberty	L	6	8
Apr. 2	at Virginia	L	2	8
Apr. 3	at UNC Wilmington	L	1	3
Apr. 6 *	at UNC Asheville	W	6	3
Apr. 6 *	at UNC Asheville	L	7	8
Apr. 9	WAKE FOREST	W	7	3
Apr. 10	at South Carolina	L	5	8
Apr. 12 *	AUGUSTA	L	1	2
Apr. 13 *	AUGUSTA	L	5	6
Apr. 13 *	AUGUSTA	L	5	6 (10 inn.)
Apr. 15	UNC GREENSBORO	L	3	9
Apr. 16	at Wake Forest	L	1	10
Apr. 17	at North Carolina	L	5	6
Apr. 20 *	at Charleston Southern	L	0	2
Apr. 20 *	at Charleston Southern	W	3	2
Apr. 23	EAST CAROLINA	L	5	13
Apr. 25	NC WESLEYAN	L	4	6
Apr. 26 *	at Radford	L	8	9
Apr. 27 *	at Radford	L	1	12
Apr. 27 *	at Radford	L	6	7
May 4	at East Carolina	L	5	7
May 6	RICHMOND	W	6	5
May 11 !	vs. USC Coastal	L	3	7
May 13 !	vs. Radford	L	4	5 (10 inn.)

* Big South Conference game
! Big South Tournament - Conway, S.C.

1992 [16-38-1 / 6-9-0 Big South]

Head Coach John Daurity

Feb. 19	at East Carolina	L	2	5
Feb. 20	at North Carolina	L	2	6
Feb. 21	LIBERTY	W	20	10
Feb. 22	LIBERTY	W	6	2
Feb. 22	LIBERTY	W	5	3
Feb. 24	at Jacksonville	W	17	6
Feb. 26	at Eastern Michigan	L	2	4
Feb. 26	at South Florida	L	4	11
Feb. 27	at Florida Southern	L	2	20
Feb. 28	at Eckerd	L	2	3
Feb. 29	at Indianapolis	W	8	0
Mar. 3	at South Carolina	L	3	14
Mar. 3	at Barton	L	7	8
Mar. 5	BARTON	W	8	2
Mar. 7 *	at Davidson	L	2	8 (6 inn.)
Mar. 9	WILLIAM & MARY	L	7	10
Mar. 10	NORTH CAROLINA	L	2	9 (7 inn.)
Mar. 12	EAST CAROLINA	L	12	13
Mar. 13 *	UNC ASHEVILLE	W	12	7
Mar. 14 *	UNC ASHEVILLE	W	3	1
Mar. 14 *	UNC ASHEVILLE	L	7	8
Mar. 17	VIRGINIA	W	4	1
Mar. 18	TOWSON STATE	W	4	2
Mar. 19	TOWSON STATE	T	2	2 (7 inn.)
Mar. 21 *	at Winthrop	W	12	3
Mar. 21 *	at Winthrop	L	7	10
Mar. 24	UNC WILMINGTON	W	7	2
Mar. 27 *	RADFORD	W	18	11
Mar. 28 *	RADFORD	L	8	13
Mar. 28 *	RADFORD	L	3	11
Mar. 30	at Methodist	L	5	12 (8 inn.)
Mar. 31	at VCU	L	4	15
Apr. 1	at Richmond	L	3	10
Apr. 2	WAKE FOREST	L	3	12
Apr. 3	UNC GREENSBORO	L	8	12
Apr. 7	METHODIST	W	5	2
Apr. 8	at N.C. Wesleyan	L	3	8
Apr. 10 *	at USC Coastal	L	6	8
Apr. 10 *	at USC Coastal	L	0	6
Apr. 11 *	at USC Coastal	L	1	14
Apr. 14	EAST CAROLINA	L	1	6
Apr. 17 *	CHARLESTON SOUTHERN	W	5	4
Apr. 17 *	CHARLESTON SOUTHERN	W	9	8 (8 inn.)
Apr. 18 *	CHARLESTON SOUTHERN	L	3	7
Apr. 20	at William & Mary	L	5	7
Apr. 21	at UNC Wilmington	L	5	6
Apr. 23	at Wake Forest	L	1	30
Apr. 24	ST. ANDREWS	L	0	2
May 2	at Duke	L	5	11
May 4	RICHMOND	L	3	6
May 5	at East Carolina	L	2	15
May 6	at Maryland	L	2	7
May 6	at Maryland	L	1	7
May 9 !	vs. Winthrop	L	4	11 (9 inn.)
May 9 !	vs. Winthrop	L	3	8 (9 inn.)

* Big South Conference game
! Big South Tournament - Rock Hill, SC

1993 [17-33 / 8-11 Big South]

Head Coach John Daurity

Feb. 17	EAST CAROLINA	L	6	7
Feb. 18 !	vs. UNC Greensboro	L	2	13
Feb. 19	VCU	L	6	8
Feb. 20	at South Carolina	L	6	14
Feb. 23	OLD DOMINION	L	2	7
Mar. 1	at Furman	W	9	8
Mar. 5 *	LIBERTY	L	10	13
Mar. 6 *	LIBERTY	W	10	4
Mar. 6 *	LIBERTY	L	3	4 (9 inn.)
Mar. 8	SAINT LOUIS	L	2	19
Mar. 9	BARTON	L	6	8

YEAR-BY-YEAR RESULTS

Mar. 10	BALL STATE	L	2	6
Mar. 11	HIGH POINT	W	10	7
Mar. 12 *	UMBC	L	3	11
Mar. 12 *	UMBC	L	2	3
Mar. 15	MARIST	W	14	6
Mar. 16	MARIST	W	6	4
Mar. 18	at Fairfield	L	5	10
Mar. 22	THE CITADEL	L	6	7
Mar. 26 *	at UNC Asheville	W	8	6
Mar. 29	WAKE FOREST	W	7	6 (10 inn.)
Mar. 30	UNC WILMINGTON	L	6	11
Mar. 31	at East Carolina	L	2	11
Apr. 1	at Barton	L	7	15
Apr. 2 *	WINTHROP	W	11	10
Apr. 3 *	WINTHROP	L	3	8
Apr. 3 *	WINTHROP	W	10	3
Apr. 7	at North Carolina	L	10	12
Apr. 8	at High Point	W	12	7
Apr. 9 *	COASTAL CAROLINA	L	1	3
Apr. 9 *	COASTAL CAROLINA	W	12	7
Apr. 10 *	COASTAL CAROLINA	W	9	8
Apr. 12 *	at Radford	L	3	6
Apr. 12 *	at Radford	W	3	1
Apr. 13	at Old Dominion	L	8	14
Apr. 14	N.C. STATE	L	5	6
Apr. 15	at The Citadel	L	2	6
Apr. 17 *	at Charleston Southern	W	5	3
Apr. 17 *	at Charleston Southern	L	3	4
Apr. 19	at Duke	W	8	5
Apr. 20	at East Carolina	L	2	4
Apr. 21	at UNC Wilmington	W	11	7
Apr. 22	UNC GREENSBORO	W	11	7
May 1 *	at Towson State	L	3	6
May 1 *	at Towson State	L	2	3
May 3 *	at Towson State	L	1	14
May 4	at Virginia	L	5	10
May 5	at N.C. State	L	0	10
May 7	MOUNT OLIVE	W	9	8
May 7	ERSKINE	L	9	14

* Big South Conference game

! Burlington Athletic Park Tournament - Burlington, N.C.

1994 [16-39 / 11-16 Big South]

Head Coach John Daurity

Feb. 4	at Florida International	W	12	2
Feb. 5	at Florida International	L	0	3
Feb. 5	at Florida International	L	4	5
Feb. 12	UNC WILMINGTON	W	4	3
Feb. 15	NORTH CAROLINA	L	10	11
Feb. 19	USC AIKEN	L	0	8
Feb. 22	at North Carolina	L	2	6
Feb. 25	at UNC Charlotte	L	3	6
Feb. 26	at Barton	L	6	8
Mar. 4 *	at Coastal Carolina	L	16	17
Mar. 4 *	at Coastal Carolina	L	2	5
Mar. 5 *	at Coastal Carolina	L	8	14
Mar. 8	YALE	L	2	6
Mar. 10	YALE	L	8	17
Mar. 11 *	TOWSON STATE	L	8	9
Mar. 12 *	TOWSON STATE	L	1	4
Mar. 12 *	TOWSON STATE	W	5	1
Mar. 14	MARIST	W	10	7
Mar. 16	RICHMOND	L	6	10
Mar. 17	MARIST	W	5	4 (11 inn.)
Mar. 18 *	RADFORD	L	9	12
Mar. 19 *	RADFORD	L	3	5
Mar. 19 *	RADFORD	L	8	9
Mar. 23	at Duke	L	8	9
Mar. 24	N.C. STATE	L	2	3
Mar. 25 *	UNC ASHEVILLE	W	13	5
Mar. 26 *	UNC ASHEVILLE	W	6	2
Mar. 26 *	UNC ASHEVILLE	W	6	1
Mar. 30	at Virginia	L	4	14

Mar. 31	at Richmond	L	5	6
Apr. 4	THE CITADEL	L	6	10
Apr. 6	EAST CAROLINA	W	4	3 (10 inn.)
Apr. 8 *	CHARLESTON SOUTHERN	W	5	3
Apr. 9 *	CHARLESTON SOUTHERN	L	4	6
Apr. 9 *	CHARLESTON SOUTHERN	W	9	4
Apr. 12	at UNC Wilmington	L	1	9
Apr. 13	at The Citadel	L	6	10
Apr. 15 *	at UMBC	L	2	4
Apr. 16 *	at UMBC	W	3	1
Apr. 16 *	at UMBC	W	5	4
Apr. 20	UNC CHARLOTTE	L	0	7
Apr. 22 *	at Liberty	L	4	15
Apr. 23 *	at Liberty	L	4	9
Apr. 23 *	at Liberty	W	2	0
May 4	at East Carolina	L	0	1
May 5	at Davidson	L	0	12
May 6 *	at Winthrop	L	1	4
May 7 *	at Winthrop	L	1	4
May 7 *	at Winthrop	W	13	4
May 10	at N.C. State	L	6	7
May 11	WAKE FOREST	L	3	6
May 12	at Wake Forest	L	6	16
May 13 *	at UNC Greensboro	W	8	1
May 13 *	at UNC Greensboro	L	4	5
May 13 *	at UNC Greensboro	L	0	8

* Big South Conference game

1995 [26-29 / 12-18 Big South]

Head Coach John Daurity

Feb. 17 *	FLORIDA ATLANTIC	L	3	8
Feb. 20 *	FLORIDA ATLANTIC	L	3	7
Feb. 20 *	FLORIDA ATLANTIC	L	0	2
Feb. 21	UNC WILMINGTON	L	6	12
Feb. 22	NORTH CAROLINA	L	4	5 (12 inn.)
Feb. 24 *	at Southeastern Louisiana	L	5	9
Feb. 25 *	at Southeastern Louisiana	W	4	1
Feb. 25 *	at Southeastern Louisiana	L	5	6 (8 inn.)
Mar. 3 *	CENTENARY	W	3	1
Mar. 3 *	CENTENARY	L	0	1
Mar. 4 *	CENTENARY	L	4	5
Mar. 6	WAKE FOREST	W	9	4
Mar. 7	DAVIDSON	W	2	1
Mar. 9	at North Carolina	L	7	10
Mar. 10 *	CENTRAL FLORIDA	L	1	6
Mar. 10 *	CENTRAL FLORIDA	L	0	1
Mar. 11 *	CENTRAL FLORIDA	L	2	4
Mar. 13	YALE	W	5	1
Mar. 14	VMI	W	6	3
Mar. 15	NORTH CAROLINA A&T	W	23	2
Mar. 18 *	at Stetson	W	5	2
Mar. 18 *	at Stetson	W	3	1 (8 inn.)
Mar. 20 *	at Stetson	W	2	1
Mar. 21	at UNC Charlotte	L	3	15
Mar. 22	LE MOYNE	W	13	1
Mar. 24 *	GEORGIA STATE	W	5	3
Mar. 24 *	GEORGIA STATE	L	7	8
Mar. 25 *	GEORGIA STATE	W	6	5
Mar. 29	EAST CAROLINA	L	0	8
Mar. 31 *	at Samford	W	6	2
Mar. 31 *	at Samford	L	6	7 (8 inn.)
Apr. 1 *	at Samford	L	2	13
Apr. 4	at Wake Forest	W	14	11
Apr. 5 !	vs. North Carolina A&T	W	8	1
Apr. 6	UNC CHARLOTTE	L	10	12
Apr. 7 *	MERCER	W	5	2
Apr. 7 *	MERCER	W	5	4
Apr. 8 *	MERCER	W	8	5
Apr. 13	at Davidson	W	12	5
Apr. 14	at Furman	L	8	10 (10 inn.)
Apr. 15	at Furman	W	5	2
Apr. 18	at East Carolina	L	6	7
Apr. 19	at Duke	L	6	7

YEAR-BY-YEAR RESULTS

Apr. 20	at N.C. State	L	0	9
Apr. 21	WOFFORD	W	12	11
Apr. 22	WOFFORD	W	4	2
Apr. 22	WOFFORD	W	10	0
Apr. 25	at UNC Wilmington	W	3	1
Apr. 28	* at Florida International	L	0	8
Apr. 29	* at Florida International	L	0	6
Apr. 29	* at Florida International	L	3	4 (9 inn.)
May 5	* at College of Charleston	L	2	3
May 5	* at College of Charleston	W	3	1 (8 inn.)
May 6	* at College of Charleston	L	0	4
May 9	DUKE	L	8	10 (10 inn.)

* Trans America Athletic Conference Games

! War Memorial Stadium Tournament - Greensboro, N.C.

1996 [23-33 Overall / 9-9 TAAC]

Head Coach Chip Smith

Feb. 16	at Charleston Southern	L	2	6
Feb. 17	at Charleston Southern	L	1	3
Feb. 21	at Wake Forest	L	4	8
Feb. 23	DUKE	L	1	5
Feb. 24	at Duke	W	4	2
Feb. 27	at North Carolina	W	9	2
Feb. 29	at UNC Wilmington	W	3	2
Mar. 1	SAINT PETER'S	W	12	0
Mar. 1	SAINT PETER'S	W	3	1
Mar. 2	SAINT PETER'S	W	4	1
Mar. 4	NORTH CAROLINA	L	0	7
Mar. 5	UNC WILMINGTON	W	4	3
Mar. 9	at Wofford	W	8	3
Mar. 11	at Furman	L	4	5
Mar. 12	at Augusta	L	3	5
Mar. 13	at Augusta	L	9	10
Mar. 14	^ vs North Florida	L	4	5
Mar. 15	^ vs Akron	L	8	16
Mar. 15	^ vs. Troy State	L	3	4
Mar. 16	^ vs. Ohio State	L	5	9
Mar. 19	YOUNGSTOWN STATE	L	2	3
Mar. 20	YOUNGSTOWN STATE	W	10	7
Mar. 21	YOUNGSTOWN STATE	W	5	4
Mar. 22	* GEORGIA STATE	W	3	2
Mar. 22	* GEORGIA STATE	L	4	13
Mar. 23	* GEORGIA STATE	L	5	7
Mar. 26	at Duke	L	7	8
Mar. 29	BARTON	W	3	2
Mar. 29	* COLLEGE OF CHARLESTON	W	8	2
Mar. 29	* COLLEGE OF CHARLESTON	W	3	1
Mar. 30	* COLLEGE OF CHARLESTON	L	4	8
Apr. 2	at East Carolina	W	5	3
Apr. 3	at UNC Wilmington	L	2	6
Apr. 5	* at Georgia State	L	4	5
Apr. 5	* at Georgia State	L	2	3
Apr. 6	* at Georgia State	L	3	13
Apr. 9	WAKE FOREST	L	4	11
Apr. 10	EAST CAROLINA	L	4	8
Apr. 12	* MERCER	L	0	6
Apr. 12	* MERCER	W	4	1
Apr. 13	* MERCER	W	7	6
Apr. 16	at Davidson	L	4	13
Apr. 19	WOFFORD	W	7	3
Apr. 20	WOFFORD	W	7	3
Apr. 24	DUKE	L	6	9
Apr. 26	* at College of Charleston	W	11	5
Apr. 26	* at College of Charleston	W	4	2
Apr. 27	* at College of Charleston	W	8	7 (10 inn.)
May 3	* at Mercer	L	2	3 (10 inn.)
May 4	* at Mercer	L	3	4
May 4	* at Mercer	W	5	0
May 7	at N.C. State	L	2	12 (7 inn.)
May 7	at N.C. State	L	2	9
May 8	UNC WILMINGTON	L	4	10
May 9	! FLORIDA ATLANTIC	L	2	4
May 9	! FLORIDA ATLANTIC	L	1	6

^ Kennel Club Classic - Jacksonville, Fla.

* Trans America Athletic Conference game

! TAAC Tournament First Round Series - Buies Creek, N.C.

1997 [17-40 Overall / 7-11 TAAC]

Head Coach Chip Smith

Feb. 7	* at Mercer	W	12	10
Feb. 8	* at Mercer	L	5	6
Feb. 8	* at Mercer	L	1	11
Feb. 14	at Central Florida	L	3	9
Feb. 15	at Central Florida	L	2	4
Feb. 15	at Central Florida	L	4	5
Feb. 18	UNC WILMINGTON	W	9	4
Feb. 19	NORTH CAROLINA	L	1	9
Feb. 20	WOFFORD	L	3	7
Feb. 20	WOFFORD	W	2	1
Feb. 22	VIRGINIA TECH	L	5	6 (13 inn.)
Feb. 25	at North Carolina	L	4	10
Feb. 26	RICHMOND	L	4	7
Mar. 1	at Duke	L	11	12 (12 inn.)
Mar. 1	at Duke	L	1	14
Mar. 3	^ vs. Western Michigan	L	4	5
Mar. 4	at Florida	L	4	13
Mar. 5	^ at North Florida	L	12	13
Mar. 6	^ vs. Xavier	L	3	5
Mar. 7	^ vs. Western Michigan	W	4	3
Mar. 8	^ vs. Central Michigan	L	5	8
Mar. 10	BALL STATE	W	9	7
Mar. 11	at Virginia Tech	W	6	5
Mar. 12	FAIRFIELD	W	4	3
Mar. 14	YALE	L	7	10
Mar. 15	YALE	W	8	3
Mar. 15	BALL STATE	L	4	7
Mar. 18	OLD DOMINION	L	1	9
Mar. 21	METHODIST	L	10	13
Mar. 24	YOUNGSTOWN STATE	L	4	10
Mar. 25	YOUNGSTOWN STATE	L	5	6
Mar. 26	DAVIDSON	W	3	2 (11 inn.)
Mar. 28	* MERCER	W	5	4
Mar. 28	* MERCER	W	11	6
Mar. 29	* MERCER	L	5	12
Apr. 1	DUKE	W	7	2
Apr. 2	WAKE FOREST	L	2	8
Apr. 4	* at Georgia State	L	0	15
Apr. 4	* at Georgia State	L	4	8
Apr. 5	* at Georgia State	W	10	2
Apr. 8	DUKE	L	0	10
Apr. 9	EAST CAROLINA	L	10	11
Apr. 11	* COLLEGE OF CHARLESTON	L	4	6
Apr. 11	* COLLEGE OF CHARLESTON	W	11	10
Apr. 12	* COLLEGE OF CHARLESTON	W	16	12
Apr. 15	at Wake Forest	L	5	7
Apr. 18	* GEORGIA STATE	L	4	15
Apr. 18	* GEORGIA STATE	L	2	5
Apr. 19	* GEORGIA STATE	L	6	10
Apr. 22	GREENSBORO COLLEGE	W	8	7
Apr. 23	at UNC Wilmington	L	3	8
May 2	* at College of Charleston	W	11	10
May 2	* at College of Charleston	W	7	6
May 5	* at College of Charleston	L	7	11
May 6	at East Carolina	L	0	12
May 8	! at Florida International	L	2	6
May 9	! at Florida International	L	5	14

^ Played in Jacksonville, Fla.

* Trans America Athletic Conference game

! TAAC Tournament First Round Series - Miami, Fla.

1998 [28-30 Overall / 9-9 TAAC]

Head Coach Chip Smith

Feb. 6	N.C. STATE	L	1	15
Feb. 9	at N.C. State	L	0	14
Feb. 13	* at College of Charleston	L	1	2
Feb. 13	* at College of Charleston	W	11	5

YEAR-BY-YEAR RESULTS

Feb. 14	*	at College of Charleston	L	2	10	
Feb. 18		at Elon	L	0	5	
Feb. 19		at Wofford	W	12	5	
Feb. 20		BARTON	W	9	5	
Feb. 25		NORTH CAROLINA	L	3	8	
Feb. 26		COPPIN STATE	W	13	6	
Feb. 26		COPPIN STATE	W	16	3	(5 inn.)
Feb. 27		VIRGINIA TECH	L	1	2	
Feb. 28		VIRGINIA TECH	W	13	3	
Mar. 2		MOUNT ST. MARY'S	W	10	3	
Mar. 3		at Wake Forest	L	5	12	
Mar. 6		COLUMBIA	W	14	5	
Mar. 7		COLUMBIA	W	4	0	
Mar. 7		MICHIGAN STATE	L	2	6	
Mar. 9		MICHIGAN STATE	L	3	10	
Mar. 10		MICHIGAN STATE	W	13	2	
Mar. 11		MICHIGAN STATE	W	2	1	
Mar. 12		RICHMOND	L	9	10	(10 inn.)
Mar. 14		MANHATTAN	W	11	6	
Mar. 14		MANHATTAN	W	14	4	
Mar. 16		HIGH POINT	W	9	1	
Mar. 17		at East Carolina	L	9	10	
Mar. 21	*	at Mercer	W	7	6	(9 inn.)
Mar. 21	*	at Mercer	L	1	2	
Mar. 23	*	at Mercer	L	6	11	
Mar. 24		APPALACHIAN STATE	L	5	9	
Mar. 25		BROWN	W	17	6	
Mar. 26		BROWN	W	14	3	
Mar. 27	*	COLLEGE OF CHARLESTON	W	13	5	
Mar. 27	*	COLLEGE OF CHARLESTON	W	3	2	
Mar. 28	*	COLLEGE OF CHARLESTON	L	6	8	(10 inn.)
Mar. 31		EAST CAROLINA	W	7	6	(10 inn.)
Apr. 2		UNC WILMINGTON	L	7	10	(10 inn.)
Apr. 3	*	GEORGIA STATE	L	0	4	
Apr. 3	*	GEORGIA STATE	W	6	1	
Apr. 4	*	GEORGIA STATE	W	22	3	
Apr. 7		WAKE FOREST	L	9	11	
Apr. 8		at Richmond	L	3	11	
Apr. 10	*	MERCER	W	10	6	
Apr. 10	*	MERCER	L	3	5	
Apr. 11	*	MERCER	W	14	7	
Apr. 14		DUKE	L	2	10	
Apr. 17	*	at Georgia State	L	1	10	
Apr. 17	*	at Georgia State	L	6	10	
Apr. 18	*	at Georgia State	W	9	4	
Apr. 21		at Virginia Tech	L	3	7	
Apr. 22		at North Carolina	L	15	16	(11 inn.)
Apr. 22		at North Carolina	L	1	18	(5 inn.)
May 1		at UNC Wilmington	W	9	6	
May 2		at Old Dominion	L	10	16	
May 6		ELON	W	11	3	
May 8	!	at Jacksonville State	L	5	14	
May 9	!	at Jacksonville State	W	11	10	
May 9	!	at Jacksonville State	L	9	22	

* Trans America Athletic Conference game

! TAAC Tournament First Round Series - Jacksonville, Fla.

1999 [24-32 Overall / 5-25 TAAC]

Head Coach Chip Smith

Feb. 13		MARSHALL	W	17	8	
Feb. 13		MARSHALL	W	22	7	
Feb. 16		at North Carolina A&T	W	13	1	
Feb. 20		HOWARD	W	5	3	
Feb. 20		HOWARD	W	8	2	
Feb. 23		VIRGINIA TECH	W	10	5	
Feb. 24		at Wofford	W	8	4	
Feb. 25		NORFOLK STATE	L	2	5	
Feb. 27		WOFFORD	W	3	0	
Mar. 1		MOUNT ST. MARY'S	W	23	3	
Mar. 2		MOUNT ST. MARY'S	W	8	2	
Mar. 5	*	GEORGIA STATE	L	1	2	
Mar. 5	*	GEORGIA STATE	L	2	6	
Mar. 6	*	GEORGIA STATE	L	6	8	(11 inn.)

Mar. 11		FAIRFIELD	W	13	4	
Mar. 12	*	at Mercer	W	5	4	
Mar. 13	*	at Mercer	L	5	11	
Mar. 13	*	at Mercer	W	9	4	
Mar. 17		HIGH POINT	W	4	3	
Mar. 17		HIGH POINT	W	12	4	
Mar. 19	*	at Jacksonville	L	4	10	
Mar. 20	*	at Jacksonville	L	0	3	
Mar. 20	*	at Jacksonville	L	0	7	
Mar. 24		EAST CAROLINA	L	4	5	
Mar. 25		TOWSON	W	7	6	
Mar. 27	*	STETSON	W	11	2	
Mar. 27	*	STETSON	L	6	12	
Mar. 29	*	STETSON	L	5	9	
Mar. 30		at Virginia Tech	L	6	7	
Mar. 31		BARTON	W	9	3	
Apr. 1		NORTH ATLANTIC A&T	W	20	4	
Apr. 2	*	FLORIDA ATLANTIC	L	0	3	
Apr. 2	*	FLORIDA ATLANTIC	L	3	10	
Apr. 3	*	FLORIDA ATLANTIC	L	4	7	
Apr. 6		at UNC Wilmington	W	6	4	
Apr. 9	*	at Central Florida	L	4	11	
Apr. 10	*	at Central Florida	L	5	6	
Apr. 10	*	at Central Florida	L	2	16	
Apr. 13		NORTH CAROLINA	L	3	7	
Apr. 16	*	CENTENARY	L	5	6	
Apr. 16	*	CENTENARY	L	3	4	(8 inn.)
Apr. 17	*	CENTENARY	W	5	2	
Apr. 19		at Elon	L	8	9	
Apr. 22		at North Carolina	L	6	7	
Apr. 30	*	at Troy State	L	4	13	
May 1	*	at Troy State	L	1	14	
May 1	*	at Troy State	L	1	15	
May 4		at East Carolina	L	0	8	
May 5		ELON	W	4	3	(10 inn.)
May 7	*	JACKSONVILLE STATE	W	4	3	(8 inn.)
May 7	*	JACKSONVILLE STATE	L	1	13	
May 8	*	JACKSONVILLE STATE	L	4	8	
May 11		UNC WILMINGTON	W	8	7	
May 14	*	at Samford	L	10	11	(15 inn.)
May 15	*	at Samford	L	3	11	
May 15	*	at Samford	L	1	2	

* Trans America Athletic Conference game

2000 [31-25-1 Overall / 12-15 TAAC]

Head Coach Chip Smith

Feb. 15		at Wake Forest	L	1	12	
Feb. 16		at North Carolina A&T	W	6	4	
Feb. 22		at South Carolina	L	2	10	
Feb. 25		MARYLAND EASTERN SHORE	W	7	0	
Feb. 26		MARYLAND EASTERN SHORE	W	21	0	
Feb. 26		MARYLAND EASTERN SHORE	W	13	1	
Feb. 29		APPALACHIAN STATE	W	12	5	
Mar. 1		at High Point	W	15	7	
Mar. 3	*	MERCER	W	1	0	
Mar. 3	*	MERCER	L	5	7	
Mar. 4	*	MERCER	W	4	3	
Mar. 7		VIRGINIA TECH	L	4	6	
Mar. 9		at Augusta	W	10	5	
Mar. 10	*	at Georgia State	L	4	9	
Mar. 11	*	at Georgia State	L	0	3	
Mar. 11	*	at Georgia State	W	4	3	
Mar. 14		GEORGE MASON	L	12	14	
Mar. 15		at Elon	W	6	3	
Mar. 17		PACE	W	15	5	
Mar. 18		PACE	W	9	4	
Mar. 21		TOWSON	W	4	3	
Mar. 22		HIGH POINT	W	12	2	
Mar. 24	*	SAMFORD	W	5	4	
Mar. 24	*	SAMFORD	W	5	4	
Mar. 25	*	SAMFORD	W	8	1	
Mar. 28		at Appalachian State	T	9	9	(10 inn.)
Mar. 31	*	at Jacksonville State	L	2	4	

YEAR-BY-YEAR RESULTS

Mar. 31	*	at Jacksonville State	W	7	1
Apr. 1	*	at Jacksonville State	W	6	4
Apr. 4		WAKE FOREST	L	3	4 (11 inn.)
Apr. 5		at UNC Wilmington	L	2	3
Apr. 7	*	JACKSONVILLE	L	1	13
Apr. 7	*	JACKSONVILLE	L	6	11
Apr. 8	*	JACKSONVILLE	L	8	12
Apr. 11		EAST CAROLINA	W	4	3
Apr. 12		ELON	L	4	7
Apr. 14	*	at Stetson	L	3	4
Apr. 15	*	at Stetson	W	12	2
Apr. 15	*	at Stetson	W	7	3 (8 inn.)
Apr. 18		UNC Wilmington	W	7	6
Apr. 19		NORTH CAROLINA A&T	W	5	4
Apr. 21	*	TROY STATE	W	5	4 (8 inn.)
Apr. 21	*	TROY STATE	W	8	2
Apr. 22	*	TROY STATE	L	6	7
Apr. 26		at East Carolina	L	2	9
May 5	*	at Florida Atlantic	L	4	15
May 6	*	at Florida Atlantic	L	1	2
May 6	*	at Florida Atlantic	L	6	19
May 10		at Virginia Tech	W	19	9
May 12	*	CENTRAL FLORIDA	L	2	5
May 12	*	CENTRAL FLORIDA	L	1	3
May 13	*	CENTRAL FLORIDA	L	1	9
May 17	!	vs. Central Florida	W	5	0
May 18	!	vs. Jacksonville	W	4	3
May 19	!	vs. Stetson	L	0	2
May 19	!	vs. Georgia State	W	5	3
May 20	!	vs. Stetson	L	2	15

* Trans America Athletic Conference game
! TAAC Tournament - Jacksonville, Fla.

2001 [33-21 Overall / 17-10 TAAC]

Head Coach Chip Smith

Feb. 9		at Auburn	L	0	11
Feb. 10		at Auburn	L	3	7
Feb. 10		at Auburn	L	2	10
Feb. 16		VIRGINIA TECH	L	4	5
Feb. 17		VIRGINIA TECH	W	10	3
Feb. 23		PACE	W	11	6
Feb. 24		PACE	W	18	3
Feb. 24		PACE	W	5	4
Feb. 28		at High Point	W	4	3
Mar. 2		STONY BROOK	W	14	3
Mar. 2		AKRON	W	8	5
Mar. 3		AKRON	L	6	22
Mar. 7		RADFORD	W	32	5
Mar. 7		RADFORD	W	7	3
Mar. 13		at Duke	W	7	0
Mar. 14		N.C. STATE	L	1	10
Mar. 16	*	at Samford	W	13	4
Mar. 17	*	at Samford	L	4	8
Mar. 17	*	at Samford	W	9	3
Mar. 22		HOWARD	W	15	2
Mar. 22		HOWARD	W	17	3
Mar. 23	*	FLORIDA ATLANTIC	W	10	9 (10 inn.)
Mar. 23	*	FLORIDA ATLANTIC	W	7	3
Mar. 24	*	FLORIDA ATLANTIC	L	13	14
Mar. 27		UNC WILMINGTON	W	6	5
Mar. 28		at N.C. State	L	4	5
Mar. 30	*	at Jacksonville	L	3	18
Mar. 31	*	at Jacksonville	W	3	1
Mar. 31	*	at Jacksonville	W	5	4 (8 inn.)
Apr. 4		ELON	L	2	3
Apr. 6	*	JACKSONVILLE STATE	W	4	2
Apr. 6	*	JACKSONVILLE STATE	W	13	2
Apr. 7	*	JACKSONVILLE STATE	W	4	2
Apr. 10		at UNC Wilmington	L	1	2 (11 inn.)
Apr. 13	*	at Central Florida	L	1	3
Apr. 14	*	at Central Florida	W	6	2
Apr. 14	*	at Central Florida	W	6	1
Apr. 18		at Elon	W	6	5 (12 inn.)

Apr. 20	*	at Mercer	W	11	4
Apr. 21	*	at Mercer	W	3	1 (10 inn.)
Apr. 21	*	at Mercer	L	2	6
Apr. 24		HIGH POINT	W	10	3
Apr. 27	*	GEORGIA STATE	L	5	9
Apr. 28	*	GEORGIA STATE	L	2	3
Apr. 28	*	GEORGIA STATE	W	2	1 (10 inn.)
May 4	*	at Troy State	L	2	9
May 5	*	at Troy State	L	2	8
May 5	*	at Troy State	L	1	4
May 8		DUKE	W	12	8
May 10	*	STETSON	W	6	5
May 11	*	STETSON	W	1	0
May 11	*	STETSON	W	7	2
May 16	!	vs. Jacksonville	L	1	5
May 17	!	vs. Central Florida	L	3	8

* Trans America Athletic Conference game

! TAAC Tournament - Jacksonville, Fla.

2002 [22-29 Overall / 11-19 Atlantic Sun]

Head Coach Chip Smith

Feb. 1		DELAWARE STATE	W	19	1
Feb. 2		DELAWARE STATE	W	9	8
Feb. 8		COASTAL CAROLINA	L	3	5
Feb. 9		at Coastal Carolina	L	2	14
Feb. 22		DREXEL	W	3	2
Feb. 23		DREXEL	W	9	8
Feb. 23		DREXEL	W	7	0
Feb. 26		at Elon	L	2	10
Mar. 1		STONY BROOK	L	1	5
Mar. 1		STONY BROOK	W	2	1
Mar. 4	^	at North Florida	W	10	9
Mar. 5	^	vs. Vanderbilt	L	3	7
Mar. 6	^	vs. Detroit	W	11	3
Mar. 8	*	MERCER	W	8	5
Mar. 9	*	MERCER	L	3	4
Mar. 9	*	MERCER	L	1	3
Mar. 13		DUKE	W	7	0
Mar. 15	*	at Georgia State	L	1	3
Mar. 15	*	at Georgia State	L	1	6
Mar. 16	*	at Georgia State	L	5	7
Mar. 20		at Duke	L	6	11
Mar. 22	*	at Stetson	W	8	6
Mar. 23	*	at Stetson	L	3	7
Mar. 23	*	at Stetson	L	5	13
Mar. 27		at East Carolina	L	0	2
Mar. 29	*	JACKSONVILLE	W	2	1
Mar. 29	*	JACKSONVILLE	W	7	2
Mar. 29	*	JACKSONVILLE	W	3	1
Apr. 2		at High Point	W	6	2
Apr. 3		EAST CAROLINA	L	9	16
Apr. 5	*	CENTRAL FLORIDA	L	1	20
Apr. 6	*	CENTRAL FLORIDA	L	3	6
Apr. 6	*	CENTRAL FLORIDA	L	2	10
Apr. 9		at UNC Wilmington	L	0	5
Apr. 12	*	at Florida Atlantic	L	1	2
Apr. 13	*	at Florida Atlantic	L	2	5
Apr. 13	*	at Florida Atlantic	L	1	10
Apr. 16		ELON	W	4	3 (10 inn.)
Apr. 19	*	at Belmont	L	7	11
Apr. 19	*	at Belmont	L	4	13
Apr. 20	*	at Belmont	L	6	7
Apr. 23		HIGH POINT	W	13	6
Apr. 24		UNC WILMINGTON	L	1	9
May 3	*	TROY STATE	W	11	9
May 6	*	TROY STATE	W	10	2
May 6	*	TROY STATE	L	0	2
May 10	*	SAMFORD	W	9	8 (10 inn.)
May 11	*	SAMFORD	W	1	0
May 11	*	SAMFORD	W	15	4
May 17	*	at Jacksonville State	L	1	2
May 18	*	at Jacksonville State	L	7	8
May 18	*	at Jacksonville State	W	7	4

YEAR-BY-YEAR RESULTS

^ Kennel Club Classic - Jacksonville, Fla.

* Atlantic Sun Conference game

2003 [22-28 Overall / 14-18 Atlantic Sun]

Head Coach Chip Smith

Feb. 6	at Miami (Fla.)	L	2	13	
Feb. 7	at Miami (Fla.)	L	3	10	
Feb. 8	at Miami (Fla.)	W	12	9	(10 inn.)
Feb. 14	VIRGINIA TECH	L	4	6	
Feb. 15	VIRGINIA TECH	W	6	0	
Feb. 21	* at Mercer	W	4	2	
Feb. 24	* at Mercer	L	3	4	
Feb. 24	* at Mercer	L	0	1	
Feb. 28	* GEORGIA STATE	L	1	4	
Mar. 1	* GEORGIA STATE	L	2	10	
Mar. 1	* GEORGIA STATE	L	2	9	
Mar. 4	at Georgia Tech	L	3	5	
Mar. 5	at Georgia Tech	L	1	3	
Mar. 7	* at Samford	W	13	4	
Mar. 8	* at Samford	W	7	0	
Mar. 8	* at Samford	L	1	4	
Mar. 14	* JACKSONVILLE STATE	L	0	4	
Mar. 15	* JACKSONVILLE STATE	L	5	7	
Mar. 15	* JACKSONVILLE STATE	L	3	6	
Mar. 17	PRINCETON	W	14	0	
Mar. 21	* at Jacksonville	L	8	10	
Mar. 22	* at Jacksonville	W	3	1	
Mar. 22	* at Jacksonville	L	7	13	
Mar. 24	BROWN	W	7	6	(10 inn.)
Mar. 25	at East Carolina	W	4	1	
Mar. 28	* STETSON	W	3	2	(11 inn.)
Mar. 29	* STETSON	W	3	0	
Mar. 29	* STETSON	W	5	1	
Apr. 1	UNC WILMINGTON	L	4	7	
Apr. 4	* at Central Florida	L	9	10	(12 inn.)
Apr. 5	* at Central Florida	L	0	6	
Apr. 5	* at Central Florida	W	8	5	
Apr. 11	* FLORIDA ATLANTIC	L	1	11	
Apr. 12	* FLORIDA ATLANTIC	W	6	4	
Apr. 12	* FLORIDA ATLANTIC	L	6	9	
Apr. 15	EAST CAROLINA	L	3	6	
Apr. 16	at UNC Wilmington	W	4	1	
Apr. 18	* BELMONT	W	7	0	
Apr. 19	* BELMONT	L	1	2	
Apr. 19	* BELMONT	W	6	1	
Apr. 22	at Charleston Southern	W	19	5	
May 6	at Elon	L	1	4	
May 7	HIGH POINT	W	9	4	
May 9	* GARDNER-WEBB	W	10	6	
May 10	* GARDNER-WEBB	L	5	8	
May 10	* GARDNER-WEBB	L	2	4	
May 13	at Virginia Tech	L	7	22	
May 16	* at Troy State	L	4	5	
May 17	* at Troy State	W	2	0	
May 17	* at Troy State	W	3	1	

* Atlantic Sun Conference game

2004 [23-24 Overall / 14-16 Atlantic Sun]

Head Coach Chip Smith

Feb. 5	at Texas Tech	L	1	18	
Feb. 6	at Texas Tech	L	4	19	
Feb. 7	at Texas Tech	L	4	9	
Feb. 13	N.C. STATE	L	2	3	
Feb. 14	at N.C. State	L	1	7	
Feb. 18	at East Carolina	L	2	10	
Feb. 20	at North Carolina A&T	W	18	11	
Feb. 21	NORTH CAROLINA A&T	W	11	10	
Feb. 21	NORTH CAROLINA A&T	W	10	7	
Feb. 28	* at Georgia State	W	2	0	
Feb. 28	* at Georgia State	L	1	5	
Mar. 1	* at Georgia State	W	14	3	
Mar. 5	CHARLESTON SOUTHERN	W	14	4	
Mar. 6	CHARLESTON SOUTHERN	W	5	2	

Mar. 9	at Florida International	W	9	5	
Mar. 10	at Miami (Fla.)	L	8	10	
Mar. 12	* FLORIDA ATLANTIC	L	2	3	
Mar. 13	* FLORIDA ATLANTIC	L	1	6	
Mar. 13	* FLORIDA ATLANTIC	W	3	2	
Mar. 19	* CENTRAL FLORIDA	L	0	2	
Mar. 20	* CENTRAL FLORIDA	L	0	6	
Mar. 20	* CENTRAL FLORIDA	L	3	4	
Mar. 24	EAST CAROLINA	L	2	12	
Mar. 26	* TROY STATE	L	2	4	(11 inn.)
Mar. 27	* TROY STATE	W	10	6	
Mar. 27	* TROY STATE	L	2	4	
Mar. 29	HARVARD	W	8	4	
Apr. 2	COLLEGE OF CHARLESTON	L	1	20	
Apr. 3	COLLEGE OF CHARLESTON	L	3	6	
Apr. 6	at UNC Wilmington	L	1	7	
Apr. 9	* at Gardner-Webb	L	2	6	
Apr. 10	* at Gardner-Webb	W	6	1	
Apr. 10	* at Gardner-Webb	L	3	5	
Apr. 14	at N.C. State	W	5	2	
Apr. 16	* JACKSONVILLE	L	0	8	
Apr. 17	* JACKSONVILLE	W	2	1	(9 inn.)
Apr. 17	* JACKSONVILLE	W	3	2	
Apr. 20	APPALACHIAN STATE	L	2	11	
Apr. 22	* at Stetson	L	0	11	
Apr. 22	* at Stetson	W	6	5	(9 inn.)
Apr. 23	* at Stetson	L	2	7	
May 4	at Elon	L	6	9	
May 5	UNC WILMINGTON	L	1	6	
May 7	* MERCER	W	10	4	
May 8	* MERCER	L	1	2	
May 8	* MERCER	W	3	2	
May 11	N.C. STATE	L	1	3	
May 12	at Virginia Tech	L	0	1	
May 14	* at Belmont	W	7	2	
May 15	* at Belmont	W	5	1	
May 17	* at Belmont	W	11	7	
May 18	at Appalachian State	W	7	3	
May 21	* LIPSCOMB	W	6	2	
May 22	* LIPSCOMB	L	2	7	
May 22	* LIPSCOMB	L	1	7	
May 26	! at Central Florida	L	5	6	
May 27	! vs. Troy State	L	11	13	

* Atlantic Sun Conference game

! Atlantic Sun Tournament - Deland, Fla.

2005 [25-29 / 13-17 Atlantic Sun]

Head Coach Chip Smith

Feb. 11	N.C. STATE	W	9	1	
Feb. 12	at N.C. State	L	6	8	
Feb. 15	COASTAL CAROLINA	W	8	4	
Feb. 18	OHIO	W	8	4	
Feb. 19	OHIO	W	18	17	
Feb. 19	OHIO	W	3	1	
Feb. 25	VIRGINIA TECH	L	6	10	
Mar. 1	BARTON	W	10	2	
Mar. 2	UNC PEMBROKE	W	9	8	
Mar. 4	at High Point	L	5	18	
Mar. 5	HIGH POINT	W	11	5	
Mar. 5	HIGH POINT	W	8	2	
Mar. 8	^ vs. Michigan State	L	6	10	
Mar. 9	^ vs. North Florida	L	8	12	
Mar. 11	* at Central Florida	L	8	18	
Mar. 12	* at Central Florida	L	0	18	
Mar. 12	* at Central Florida	L	3	9	
Mar. 15	NORTH CAROLINA A&T	W	7	6	
Mar. 18	* FLORIDA ATLANTIC	W	7	6	
Mar. 19	* FLORIDA ATLANTIC	L	0	2	
Mar. 19	* FLORIDA ATLANTIC	W	8	6	
Mar. 22	SIENA	W	7	0	
Mar. 29	at North Carolina A&T	L	2	3	
Mar. 30	at East Carolina	L	5	6	
Apr. 2	* at Troy	L	7	10	

YEAR-BY-YEAR RESULTS

Apr. 2	*	at Troy	L	5	16
Apr. 4	*	at Troy	L	3	11
Apr. 6		at UNC Wilmington	L	3	13
Apr. 8	*	at Jacksonville	W	6	3
Apr. 9	*	at Jacksonville	W	8	2
Apr. 9	*	at Jacksonville	L	4	12
Apr. 12		at Coastal Carolina	L	8	16
Apr. 15	*	STETSON	W	11	5
Apr. 16	*	STETSON	L	8	12
Apr. 16	*	STETSON	W	8	3
Apr. 19		APPALACHIAN STATE	W	10	9
Apr. 22	*	at Mercer	W	10	2
Apr. 23	*	at Mercer	L	7	10
Apr. 23	*	at Mercer	L	4	12
Apr. 29	*	GEORGIA STATE	L	5	8
Apr. 30	*	GEORGIA STATE	W	9	6
Apr. 30	*	GEORGIA STATE	L	12	13
May 3		at Virginia Tech	L	2	4
May 6	*	GARDNER-WEBB	W	3	0
May 7	*	GARDNER-WEBB	L	7	12
May 7	*	GARDNER-WEBB	L	8	11
May 10		UNC WILMINGTON	L	6	12
May 13	*	at Lipscomb	W	8	3
May 14	*	at Lipscomb	W	7	3
May 16	*	at Lipscomb	L	3	11
May 17		at N.C. State	L	3	11
May 19	*	BELMONT	W	4	3
May 20	*	BELMONT	W	6	5
May 20	*	BELMONT	L	2	11

Atlantic Sun Conference game

^ Kennel Club Classic Tournament - Jacksonville, Fla.

2006 [19-38 Overall / 13-17 Atlantic Sun]

Head Coach Chip Smith

Feb. 11		at Coastal Carolina	L	0	9
Feb. 14		at Charleston Southern	L	10	14
Feb. 17		VIRGINIA TECH	L	2	5
Feb. 18		VIRGINIA TECH	L	6	16
Feb. 24		at North Carolina A&T	W	8	6
Feb. 25		NORTH CAROLINA A&T	W	9	2
Feb. 28	#	vs. Appalachian State	L	7	12
Mar. 2		at Texas Tech	W	7	5
Mar. 3		at Texas Tech	L	3	5
Mar. 4		at Texas Tech	L	4	6
Mar. 6		LA SALLE	W	7	6
Mar. 6		LA SALLE	L	8	9 (8 inn.)
Mar. 7		N.C. STATE	L	7	13
Mar. 10	*	at North Florida	L	1	2
Mar. 11	*	at North Florida	L	5	6 (10 inn.)
Mar. 11	*	at North Florida	L	1	8
Mar. 15		ELON	L	6	7
Mar. 17	*	JACKSONVILLE	L	4	7
Mar. 17	*	JACKSONVILLE	W	11	10 (10 inn.)
Mar. 18	*	JACKSONVILLE	W	5	6
Mar. 22		LONGWOOD	W	14	8
Mar. 24	*	EAST TENNESSEE STATE	L	2	3
Mar. 24	*	EAST TENNESSEE STATE	L	1	7
Mar. 25	*	EAST TENNESSEE STATE	W	9	4
Mar. 28		LONGWOOD	L	7	8
Mar. 31	*	at Florida Atlantic	L	0	2
Apr. 1	*	at Florida Atlantic	L	8	11
Apr. 1	*	at Florida Atlantic	W	7	3
Apr. 4		UNC WILMINGTON	L	8	13
Apr. 7	*	at Gardner-Webb	W	7	3
Apr. 8	*	at Gardner-Webb	W	13	2
Apr. 8	*	at Gardner-Webb	L	5	6
Apr. 11		COASTAL CAROLINA	L	1	11
Apr. 14	*	LIPSCOMB	L	8	11
Apr. 14	*	LIPSCOMB	W	7	4
Apr. 15	*	LIPSCOMB	W	3	2
Apr. 18		UNC WILMINGTON	L	8	18
Apr. 21	*	at Stetson	L	3	5
Apr. 22	*	at Stetson	L	1	11

Apr. 22	*	at Stetson	L	4	6
Apr. 25		at Coastal Carolina	L	2	7
Apr. 28	*	MERCER	L	8	9 (10 inn.)
Apr. 28	*	MERCER	W	5	3
Apr. 29	*	MERCER	W	12	1
May 6		at UNC Asheville	L	3	6
May 6		at UNC Asheville	L	1	7
May 9		at North Carolina	L	3	6
May 10		at Virginia Tech	W	8	7
May 12	*	at Belmont	L	4	7 (10 inn.)
May 12	*	at Belmont	L	6	8
May 13	*	at Belmont	W	18	6
May 16		at Elon	L	7	13
May 18	*	KENNESAW STATE	W	8	6
May 19	*	KENNESAW STATE	W	10	7
May 20	*	KENNESAW STATE	L	5	7
May 24	!	vs. Jacksonville	L	5	6
May 25	!	vs. East Tennessee State	L	10	11

Played at Ernie Shoe Field - Winston-Salem, N.C.

* Atlantic Sun Conference game

! Atlantic Sun Tournament - Deland, Fla.

2007 [11-45 Overall / 5-22 Atlantic Sun]

Head Coach Chris Wiley

Feb. 9		CHARLOTTE	L	6	15
Feb. 10		CHARLOTTE	L	0	8
Feb. 16		UNC ASHEVILLE	L	1	6
Feb. 17		UNC ASHEVILLE	L	8	10
Feb. 17		UNC ASHEVILLE	L	3	5
Feb. 21		at East Carolina	W	2	0
Feb. 23		at Charlotte	L	0	1
Feb. 24		at Charlotte	L	2	13
Feb. 27		at The Citadel	L	10	20
Mar. 2		SETON HALL	L	6	8
Mar. 2		SETON HALL	L	6	8
Mar. 3		SETON HALL	W	9	6
Mar. 5		HOLY CROSS	W	14	9
Mar. 6		HOLY CROSS	W	9	2
Mar. 9		at Marshall	L	8	9
Mar. 9		at Marshall	L	5	6 (7 inn.)
Mar. 10		at Marshall	L	4	8
Mar. 12		COLUMBIA	L	4	14
Mar. 13		COLUMBIA	L	9	11
Mar. 16	*	at Mercer	L	3	7
Mar. 17	*	at Mercer	L	2	8
Mar. 17	*	at Mercer	L	3	12
Mar. 20		at UNC Wilmington	L	2	6
Mar. 23	*	BELMONT	L	2	7
Mar. 23	*	BELMONT	W	5	4 (10 inn.)
Mar. 24	*	BELMONT	L	4	9
Mar. 27		DUKE	L	7	11
Mar. 30	*	at East Tennessee State	W	10	6
Mar. 31	*	at East Tennessee State	L	4	5
Mar. 31	*	at East Tennessee State	L	4	5
Apr. 4		North Carolina A&T	W	11	10
Apr. 6	*	at Jacksonville	L	1	11 (7 inn.)
Apr. 6	*	at Jacksonville	L	3	13
Apr. 7	*	at Jacksonville	L	3	5
Apr. 10		BARTON	L	5	7
Apr. 13	*	STETSON	L	4	5
Apr. 13	*	STETSON	L	1	3
Apr. 14	*	STETSON	L	0	6
Apr. 17		at North Carolina	L	4	2 (11 inn.)
Apr. 20	*	at Lipscomb	L	1	2
Apr. 21	*	at Lipscomb	L	2	3
Apr. 21	*	at Lipscomb	W	4	2
Apr. 24		at Duke	L	0	12
Apr. 27	*	GARDNER-WEBB	L	1	9
Apr. 27	*	GARDNER-WEBB	L	2	6
Apr. 28	*	GARDNER-WEBB	W	12	2
May 4		at N.C. State	L	4	12
May 5		at N.C. State	L	3	7
May 7		CHARLESTON SOUTHERN	L	4	15

YEAR-BY-YEAR RESULTS

May 11	*	NORTH FLORIDA	L	8	9	(11 inn.)
May 11	*	NORTH FLORIDA	L	11	13	
May 12	*	NORTH FLORIDA	L	3	7	
May 15		UNC WILMINGTON	L	5	10	
May 17	*	at Kennesaw State	W	4	1	
May 18	*	at Kennesaw State	L	1	2	
May 18	*	at Kennesaw State	L	3	11	

* Atlantic Sun Conference game

2008 [21-37 Overall / 13-20 Atlantic Sun]

Head Coach Greg Goff

Feb. 23		DAYTON	W	7	5	
Feb. 23		DAYTON	W	6	1	
Feb. 26		at High Point	L	13	20	
Feb. 29	*	MERCER	W	5	4	(10 inn.)
Mar. 1	*	MERCER	L	2	8	
Mar. 1	*	MERCER	L	5	18	
Mar. 4		at Florida	L	3	15	
Mar. 5		at Florida	L	0	15	
Mar. 8	*	EAST TENNESSEE STATE	W	4	3	
Mar. 8	*	EAST TENNESSEE STATE	W	5	1	
Mar. 10	*	EAST TENNESSEE STATE	W	11	1	
Mar. 11		UNC WILMINGTON	L	4	6	
Mar. 12		ELON	L	1	5	
Mar. 14	*	at USC Upstate	L	2	13	
Mar. 15	*	at USC Upstate	L	4	5	
Mar. 17	*	at USC Upstate	L	5	6	(10 inn.)
Mar. 18		at North Carolina A&T	L	1	6	
Mar. 20	*	at Stetson	W	9	3	
Mar. 21	*	at Stetson	L	1	9	
Mar. 21	*	at Stetson	L	5	6	(11 inn.)
Mar. 24		BROWN	W	5	2	
Mar. 25		at N.C. Central	W	8	2	
Mar. 26		at East Carolina	L	3	11	
Mar. 28	*	FLORIDA GULF COAST	L	2	3	
Mar. 28	*	FLORIDA GULF COAST	L	3	13	
Mar. 29	*	FLORIDA GULF COAST	L	2	3	
Apr. 1		N.C. CENTRAL	W	10	1	
Apr. 2		at East Carolina	L	2	11	
Apr. 4	*	at North Florida	L	7	8	
Apr. 5	*	at North Florida	W	10	4	
Apr. 7	*	at North Florida	L	2	9	
Apr. 8		HIGH POINT	L	8	9	
Apr. 9		at UNC Wilmington	W	8	6	
Apr. 11	*	JACKSONVILLE	L	5	8	
Apr. 11	*	JACKSONVILLE	W	3	1	
Apr. 12	*	JACKSONVILLE	W	8	4	
Apr. 15		NORTH CAROLINA A&T	W	4	0	
Apr. 16		DUKE	L	2	16	
Apr. 18	*	at Gardner-Webb	L	8	13	
Apr. 19	*	at Gardner-Webb	W	10	3	
Apr. 19	*	at Gardner-Webb	W	8	6	
Apr. 23		EAST CAROLINA	L	3	9	
Apr. 25	*	KENNESAW STATE	L	3	14	
Apr. 25	*	KENNESAW STATE	L	3	5	
Apr. 26	*	KENNESAW STATE	L	8	9	(11 inn.)
May 2		at N.C. State	L	2	8	
May 3		at Elon	L	1	7	
May 6		N.C. STATE	L	3	6	
May 9	*	at Belmont	L	0	14	
May 9	*	at Belmont	W	6	5	
May 10	*	at Belmont	L	3	7	
May 13		at Duke	L	5	10	
May 15	*	LIPSCOMB	W	11	8	
May 16	*	LIPSCOMB	W	10	5	
May 16	*	LIPSCOMB	L	1	6	
May 21	!	vs. Lipscomb	L	0	14	
May 22	!	vs. Mercer	W	11	3	
May 23	!	vs. Belmont	L	3	6	

* Atlantic Sun Conference game

! Atlantic Sun Tournament - Deland, Fla.

2009 [27-24 Overall / 7-19 Atlantic Sun]

Head Coach Greg Goff

Feb. 20		NORTH CAROLINA A&T	W	16	5	
Feb. 20		NORTH CAROLINA A&T	W	10	3	
Feb. 21		NORTH CAROLINA A&T	W	11	4	
Feb. 24		at North Carolina A&T	W	19	5	
Feb. 25		UNC GREENSBORO	W	17	3	
Feb. 28	*	at Kennesaw State	W	12	11	
Feb. 28	*	at Kennesaw State	L	8	9	
Mar. 3		at Florida A&M	W	7	0	(7 inn.)
Mar. 3		at Florida A&M	W	16	6	(7 inn.)
Mar. 6	*	at Florida Gulf Coast	L	10	14	
Mar. 6	*	at Florida Gulf Coast	L	8	16	
Mar. 7	*	at Florida Gulf Coast	L	2	5	
Mar. 10		LONGWOOD	L	7	10	
Mar. 10		LONGWOOD	L	7	8	(7 inn.)
Mar. 11		at N.C. Central	W	15	1	
Mar. 17		DAYTON	L	3	12	
Mar. 18		DAYTON	W	14	4	
Mar. 20	*	at East Tennessee State	W	15	12	
Mar. 21	*	at East Tennessee State	L	11	21	(7 inn.)
Mar. 21	*	at East Tennessee State	L	3	9	
Mar. 24		EAST CAROLINA	L	9	10	
Mar. 27	*	NORTH FLORIDA	L	3	13	
Mar. 30	*	NORTH FLORIDA	L	2	12	
Mar. 30	*	NORTH FLORIDA	L	13	16	
Mar. 31		at High Point	W	16	7	
Apr. 4		SAVANNAH STATE	W	12	10	
Apr. 4		SAVANNAH STATE	W	18	1	
Apr. 7		HIGH POINT	L	6	9	
Apr. 9	*	BELMONT	L	9	12	
Apr. 9	*	BELMONT	W	22	9	
Apr. 10	*	BELMONT	W	14	7	
Apr. 14		at East Carolina	W	12	8	
Apr. 15		CHARLESTON SOUTHERN	W	9	7	
Apr. 17	*	at Jacksonville	W	3	2	
Apr. 18	*	at Jacksonville	L	6	7	
Apr. 18	*	at Jacksonville	L	5	10	
Apr. 21		N.C. CENTRAL	W	15	5	(7 inn.)
Apr. 21		N.C. CENTRAL	W	18	0	(7 inn.)
Apr. 24	*	STETSON	W	13	7	
Apr. 24	*	STETSON	L	2	5	
Apr. 25	*	STETSON	L	5	8	
May 1		at N.C. State	W	7	4	
May 2		N.C. STATE	W	16	7	
May 8	*	at Lipscomb	L	6	8	
May 8	*	at Lipscomb	L	11	12	
May 9	*	at Lipscomb	W	8	7	
May 11		at Alabama A&M	W	23	2	(7 inn.)
May 11		at Alabama A&M	W	13	3	(7 inn.)
May 14	*	USC UPSTATE	L	4	7	
May 15	*	USC UPSTATE	L	3	5	
May 15	*	USC UPSTATE	L	2	8	

* Atlantic Sun Conference game

2010 [28-27 Overall / 8-19 Atlantic Sun]

Head Coach Greg Goff

Feb. 19		UNC ASHEVILLE	L	11	15	
Feb. 20		UNC ASHEVILLE	W	5	4	
Feb. 20		UNC ASHEVILLE	W	11	2	
Feb. 23		at N.C. State	L	8	9	(11 inn.)
Feb. 26		at North Carolina A&T	W	15	5	
Feb. 27		NORTH CAROLINA A&T	W	14	5	
Feb. 27		NORTH CAROLINA A&T	L	3	5	
Mar. 5		SAVANNAH STATE	W	16	1	
Mar. 6		SAVANNAH STATE	L	5	21	
Mar. 6		SAVANNAH STATE	W	9	5	
Mar. 9		LA SALLE	W	10	4	
Mar. 10		LA SALLE	W	19	7	
Mar. 13	*	at Mercer	L	3	7	
Mar. 13	*	at Mercer	W	12	5	
Mar. 14	*	at Mercer	L	3	15	
Mar. 16		MARYLAND EASTERN SHORE	W	14	2	
Mar. 16		MARYLAND EASTERN SHORE	W	6	1	(7 inn.)

YEAR-BY-YEAR RESULTS

Mar. 17	MARYLAND EASTERN SHORE	W	13	0
Mar. 19	* KENNESAW STATE	W	3	1
Mar. 20	* KENNESAW STATE	L	6	7 (11 inn.)
Mar. 20	* KENNESAW STATE	W	9	6
Mar. 23	N.C. STATE	W	15	10
Mar. 26	* at North Florida	L	5	7
Mar. 27	* at North Florida	W	10	4
Mar. 27	* at North Florida	L	4	5 (11 inn.)
Mar. 30	NORFOLK STATE	W	9	3
Apr. 1	* at Stetson	L	2	7
Apr. 2	* at Stetson	L	3	4
Apr. 2	* at Stetson	L	7	11
Apr. 7	at UNC Wilmington	L	5	8
Apr. 9	* FLORIDA GULF COAST	L	9	13
Apr. 10	* FLORIDA GULF COAST	L	4	9 (10 inn.)
Apr. 10	* FLORIDA GULF COAST	L	5	7
Apr. 13	at East Carolina	L	3	6
Apr. 16	* at USC Upstate	L	5	6
Apr. 17	* at USC Upstate	W	13	6
Apr. 17	* at USC Upstate	L	3	4
Apr. 20	EAST CAROLINA	W	12	5
Apr. 23	* EAST TENNESSEE STATE	W	17	8
Apr. 24	* EAST TENNESSEE STATE	L	3	4
Apr. 24	* EAST TENNESSEE STATE	L	4	6
Apr. 30	N.C. CENTRAL	W	16	2 (7 inn.)
Apr. 30	N.C. CENTRAL	W	27	4 (7 inn.)
May 1	at N.C. Central	W	10	1 (7 inn.)
May 1	at N.C. Central	W	13	8 (7 inn.)
May 7	LONGWOOD	L	4	5
May 8	LONGWOOD	L	12	24
May 8	LONGWOOD	W	22	6
May 11	at Norfolk State	W	14	9
May 15	* at Belmont	L	1	4
May 15	* at Belmont	L	7	9
May 16	* at Belmont	L	6	14
May 20	* LIPSCOMB	W	5	4 (10 inn.)
May 21	* LIPSCOMB	L	7	9 (11 inn.)
May 21	* LIPSCOMB	W	5	4

2011 [17-37 Overall / 3-27 Atlantic Sun]

Head Coach Greg Goff

Feb. 18	at North Carolina A&T	L	9	14
Feb. 18	at North Carolina A&T	W	15	3
Feb. 19	NORTH CAROLINA A&T	W	13	8
Feb. 19	NORTH CAROLINA A&T	W	12	6
Feb. 22	at Duke	L	2	9
Feb. 25	UNC ASHEVILLE	W	7	3
Feb. 26	UNC ASHEVILLE	W	9	5
Feb. 26	UNC ASHEVILLE	W	17	10
Mar. 1	at East Carolina	L	4	7
Mar. 4	* at Kennesaw State	L	2	10
Mar. 6	* at Kennesaw State	L	4	5
Mar. 6	* at Kennesaw State	L	8	13
Mar. 8	EAST CAROLINA	L	2	3
Mar. 11	* STETSON	L	3	14
Mar. 12	* STETSON	L	1	12
Mar. 12	* STETSON	W	7	2
Mar. 16	FORDHAM	W	5	2
Mar. 18	* at Florida Gulf Coast	L	0	6
Mar. 19	* at Florida Gulf Coast	L	5	10
Mar. 19	* at Florida Gulf Coast	L	2	10
Mar. 22	MARYLAND EASTERN SHORE	W	25	13
Mar. 22	MARYLAND EASTERN SHORE	W	19	12
Mar. 24	NORTHWESTERN	W	9	6
Mar. 25	NORTHWESTERN	L	5	6
Mar. 26	NORTHWESTERN	L	2	3
Mar. 29	DUKE	W	4	1
Apr. 1	* MERCER	L	5	16
Apr. 2	* MERCER	L	3	12
Apr. 2	* MERCER	L	5	9
Apr. 5	UNC WILMINGTON	L	5	13
Apr. 6	at N.C. Central	W	8	2

Apr. 6	at N.C. Central	W	15	1
Apr. 8	* NORTH FLORIDA	L	8	9
Apr. 9	* NORTH FLORIDA	W	5	1
Apr. 9	* NORTH FLORIDA	L	4	14
Apr. 12	at UNC Wilmington	L	2	5
Apr. 15	* at Jacksonville	L	10	11
Apr. 16	* at Jacksonville	L	13	16
Apr. 16	* at Jacksonville	L	10	16
Apr. 19	at N.C. State	L	2	3
Apr. 21	* BELMONT	L	1	16
Apr. 23	* BELMONT	L	2	7
Apr. 23	* BELMONT	L	8	12
May 6	* at Lipscomb	L	3	4 (10 inn.)
May 7	* at Lipscomb	L	5	8
May 8	* at Lipscomb	L	7	12
May 10	NORTH CAROLINA A&T	W	12	5
May 11	N.C. STATE	L	2	10
May 13	* at East Tennessee State	L	5	7
May 14	* at East Tennessee State	L	1	13
May 14	* at East Tennessee State	L	9	13
May 19	* USC UPSTATE	W	11	1 (7 inn.)
May 19	* USC UPSTATE	L	3	8
May 20	* USC UPSTATE	L	1	5

* Atlantic Sun Conference game

2012 [41-18 Overall / 15-9 Big South]

Head Coach Greg Goff

Feb. 17	MARIST	W	10	3
Feb. 18	MARIST	L	5	7
Feb. 18	MARIST	W	9	8
Feb. 21	at Duke	W	10	4
Feb. 25	FORDHAM	L	6	7
Feb. 25	FORDHAM	W	5	2
Feb. 26	FORDHAM	W	9	0
Feb. 28	at N.C. State	L	2	9
Mar. 2	^ N.C. CENTRAL	W	15	2
Mar. 2	^ N.C. CENTRAL	W	6	1
Mar. 4	^ HOLY CROSS	W	9	4
Mar. 5	^ HOLY CROSS	W	8	0
Mar. 6	at North Carolina A&T	W	7	2
Mar. 9	VALPARAISO	W	6	5 (10 inn.)
Mar. 10	VALPARAISO	W	3	2
Mar. 10	VALPARAISO	W	7	3
Mar. 13	RIDER	W	13	10
Mar. 14	RIDER	W	9	3
Mar. 16	LONGWOOD	W	15	6
Mar. 17	LONGWOOD	W	9	5
Mar. 17	LONGWOOD	W	5	2
Mar. 20	COPPIN STATE	W	12	2
Mar. 21	COPPIN STATE	W	12	0
Mar. 23	* at Winthrop	W	8	0
Mar. 24	* at Winthrop	W	7	6 (12 inn.)
Mar. 24	* at Winthrop	W	6	4
Mar. 30	* CHARLESTON SOUTHERN	L	3	4 (10 inn.)
Mar. 31	* CHARLESTON SOUTHERN	W	5	2
Mar. 31	* CHARLESTON SOUTHERN	W	6	2
Apr. 3	DUKE	L	7	9
Apr. 6	* at Liberty	L	4	5
Apr. 7	* at Liberty	L	6	8
Apr. 7	* at Liberty	W	7	6 (10 inn.)
Apr. 10	NORTH CAROLINA A&T	W	18	5
Apr. 11	at N.C. Central	W	20	0
Apr. 13	* UNC ASHEVILLE	W	4	3
Apr. 14	* UNC ASHEVILLE	L	2	3
Apr. 14	* UNC ASHEVILLE	W	13	6
Apr. 17	N.C. STATE	W	8	6
Apr. 20	* at VMI	W	6	4
Apr. 20	* at VMI	L	2	3
Apr. 21	* at VMI	L	7	8
Apr. 26	at Lipscomb	W	5	2
Apr. 27	at Lipscomb	L	2	6
Apr. 28	at Lipscomb	L	4	10
May 5	* at Coastal Carolina	L	4	11

YEAR-BY-YEAR RESULTS

May 5	*	at Coastal Carolina	L	5	6
May 6	*	at Coastal Carolina	W	2	1
May 7		at Wofford	W	9	4
May 10		N.C. CENTRAL	L	7	12
May 11	*	RADFORD	W	6	3
May 12	*	RADFORD	W	6	4
May 12	*	RADFORD	W	1	0
May 18	*	PRESBYTERIAN	W	8	6
May 18	*	PRESBYTERIAN	L	1	3
May 19	*	PRESBYTERIAN	W	4	3
May 22	!	at High Point	W	10	4
May 24	!	vs. Liberty	L	0	7
May 24	!	at High Point	L	5	9

^ Campbell Invitational - Buies Creek, N.C.

* Big South Conference game

! Big South Conference Tournament - High Point, N.C.

2013 [49-10 Overall / 19-5 Big South]

Head Coach Greg Goff

Feb. 15		EASTERN MICHIGAN	W	8	2
Feb. 15		EASTERN MICHIGAN	L	6	10
Feb. 19		at East Carolina	W	6	4
Feb. 21		HARTFORD	W	9	2
Feb. 23		HARTFORD	W	18	3
Feb. 24		HARTFORD	W	9	1
Feb. 24		HARTFORD	W	10	1 (7 inn.)
Feb. 27		at Duke	W	9	3
Mar. 1		LAFAYETTE	W	17	6
Mar. 2		LAFAYETTE	W	8	3
Mar. 2		LAFAYETTE	W	7	2
Mar. 6		at N.C. State	L	2	5
Mar. 8		FAIRLEIGH DICKINSON	W	15	5
Mar. 9		FAIRLEIGH DICKINSON	W	15	3
Mar. 9		FAIRLEIGH DICKINSON	W	10	4
Mar. 13		EAST CAROLINA	W	8	6
Mar. 15	*	at Gardner-Webb	W	7	1
Mar. 16	*	at Gardner-Webb	L	0	4
Mar. 17	*	at Gardner-Webb	W	11	10
Mar. 19		RIDER	W	14	6
Mar. 20		RIDER	W	4	3
Mar. 22	*	at UNC Asheville	W	4	1
Mar. 23	*	at UNC Asheville	W	12	8
Mar. 23	*	at UNC Asheville	W	5	4
Mar. 26		DUKE	W	6	3
Mar. 29	*	RADFORD	W	11	3
Mar. 30	*	RADFORD	L	2	5
Mar. 30	*	RADFORD	L	2	3
Apr. 2		at North Carolina A&T	W	10	2
Apr. 3		OLD DOMINION	W	8	0
Apr. 5	*	at Presbyterian	W	7	1 (11 inn.)
Apr. 6	*	at Presbyterian	W	14	3
Apr. 7	*	at Presbyterian	W	3	1
Apr. 9		NORTH CAROLINA A&T	W	10	2
Apr. 10		SAVANNAH STATE	L	1	8
Apr. 12	*	LONGWOOD	L	2	3
Apr. 13	*	LONGWOOD	W	1	0
Apr. 13	*	LONGWOOD	W	5	2
Apr. 16		at N.C. Central	L	1	5
Apr. 17	#	vs. Appalachian State	W	11	6
Apr. 19	*	VMI	W	2	1
Apr. 20	*	VMI	W	4	3
Apr. 21	*	VMI	W	8	1
Apr. 23		N.C. CENTRAL	W	10	0
Apr. 24		UNC GREENSBORO	W	10	7
May 3	*	at High Point	L	1	3
May 4	*	at High Point	W	3	2
May 5	*	at High Point	W	7	2
May 7	*	at College of Charleston	W	6	2
May 10	*	LIBERTY	W	2	1 (13 inn.)
May 11	*	LIBERTY	W	4	2
May 12	*	LIBERTY	W	8	6
May 16		NEW ORLEANS	W	14	0
May 17		NEW ORLEANS	W	6	0

May 18		NEW ORLEANS	W	9	6
May 21	!	vs. Charleston Southern	W	4	0
May 22	!	vs. Radford	W	4	3
May 24	!	vs. Longwood	W	8	6
May 25	!	vs. Liberty	L	1	2

Played at Finch Field - Thomasville, N.C.

* Big South Conference game

! Big South Conference Tournament - High Point, N.C.

2014 [41-21 Overall / 18-8 Big South]

Head Coach Greg Goff

Feb. 15		LA SALLE	W	9	2
Feb. 16		LA SALLE	W	9	4
Feb. 16		LA SALLE	W	10	6
Feb. 18		at East Carolina	L	3	8
Feb. 21		MANHATTAN	W	12	2
Feb. 22	~	DELAWARE	W	9	2
Feb. 22	~	MANHATTAN	W	7	4
Feb. 23	~	DELAWARE	L	2	6
Feb. 26	&	vs. Missouri	W	6	3
Feb. 28	^	ALBANY (N.Y.)	L	3	6
Mar. 1	^	ARMY	W	6	5
Mar. 2	^	TOWSON	W	5	4
Mar. 5	#	vs. Appalachian State	W	8	4
Mar. 8		WILLIAM & MARY	L	6	7
Mar. 8		WILLIAM & MARY	W	2	1
Mar. 9		WILLIAM & MARY	L	7	19
Mar. 11		BALL STATE	W	4	0
Mar. 12		BALL STATE	W	4	3
Mar. 14	*	at Liberty	L	1	17
Mar. 15	*	at Liberty	L	1	5
Mar. 15	*	at Liberty	W	6	5
Mar. 19		IONA	W	6	0
Mar. 21	*	at Longwood	W	4	1 (10 inn.)
Mar. 22	*	at Longwood	W	7	3
Mar. 23	*	at Longwood	W	3	0
Mar. 30	*	HIGH POINT	L	6	8
Mar. 30	*	HIGH POINT	W	8	5
Mar. 31	*	HIGH POINT	L	2	10
Apr. 1		N.C. STATE	L	2	9 (12 inn.)
Apr. 2		at Elon	L	1	2
Apr. 4	*	PRESBYTERIAN	W	4	0
Apr. 5	*	PRESBYTERIAN	W	10	1
Apr. 6	*	PRESBYTERIAN	W	4	1
Apr. 8		at UNC Wilmington	L	0	3
Apr. 11	*	UNC ASHEVILLE	W	7	1
Apr. 12	*	UNC ASHEVILLE	W	9	3
Apr. 13	*	UNC ASHEVILLE	W	3	0
Apr. 17	*	at Radford	L	3	10
Apr. 18	*	at Radford	W	5	4
Apr. 19	*	at Radford	L	4	5 (13 inn.)
Apr. 22		at N.C. State	W	9	0
Apr. 23		at Virginia Tech	W	14	9 (10 inn.)
Apr. 30		NORTH CAROLINA A&T	W	4	1
May 2	*	GARDNER-WEBB	L	5	6
May 3	*	GARDNER-WEBB	W	7	2
May 4	*	GARDNER-WEBB	W	5	2
May 6		at North Carolina	L	0	5
May 9	*	at VMI	W	6	2
May 10	*	at VMI	W	3	2
May 11	*	at VMI	W	7	6
May 13		UNC WILMINGTON	L	0	3
May 16	*	at Coastal Carolina	W	7	4
May 17	*	at Coastal Carolina	L	7	10
May 20	!	vs. Coastal Carolina	L	2	9
May 22	!	vs. Charleston Southern	W	6	2
May 23	!	vs. Coastal Carolina	W	15	11
May 24	!	vs. High Point	W	3	1
May 24	!	vs. High Point	W	2	1 (7 inn.)
May 25	!	vs. Winthrop	W	9	1
May 30	\$	vs. South Carolina	L	2	5
May 31	\$	vs. Old Dominion	W	4	1 (12 inn.)
Jun. 1	\$	vs. South Carolina	L	0	9

YEAR-BY-YEAR RESULTS

& Played at USA Baseball Complex - Cary, N.C.

~ Campbell Invitational - Buies Creek, N.C.

^ Campbell Classic - Buies Creek, N.C.

Played at BB&T Ballpark - Winston-Salem, N.C.

* Big South Conference game

! Big South Conference Championship - Rock Hill, S.C.

§ NCAA Columbia Regional - Columbia, S.C.

2015 [35-25 Overall / 12-12 Big South]

Head Coach Justin Haire

Feb. 13	NORTHERN KENTUCKY	W	10	1
Feb. 14	NORTHERN KENTUCKY	W	6	2
Feb. 14	NORTHERN KENTUCKY	L	5	6
Feb. 21	& RIDER	W	11	4
Feb. 21	& VIRGINIA TECH	L	5	6
Feb. 22	& RIDER	W	2	1
Feb. 23	& VIRGINIA TECH	W	3	1
Feb. 27	^ MIAMI (OHIO)	W	7	2
Feb. 28	^ MARYLAND EASTERN SHORE	W	8	0
Mar. 2	^ ELON	W	12	1
Mar. 4	WILLIAM & MARY	W	10	6
Mar. 4	WILLIAM & MARY	W	8	5
Mar. 6	BOWLING GREEN	W	4	2
Mar. 7	BOWLING GREEN	W	9	4
Mar. 8	BOWLING GREEN	W	4	2
Mar. 10	at East Carolina	W	9	4
Mar. 13	* LONGWOOD	W	3	2
Mar. 14	* LONGWOOD	W	7	1
Mar. 15	* LONGWOOD	W	8	6
Mar. 17	COLLEGE OF CHARLESTON	L	3	10
Mar. 18	at UNC Wilmington	W	13	7
Mar. 20	* at High Point	L	2	9
Mar. 21	* at High Point	L	2	10
Mar. 22	* at High Point	W	9	4
Mar. 25	at Charleston Southern	W	2	0
Mar. 27	* RADFORD	L	1	3
Mar. 28	* RADFORD	L	2	9
Mar. 29	* RADFORD	L	2	6
Mar. 31	at Duke	W	9	6
Apr. 2	* at Presbyterian	W	7	2
Apr. 3	* at Presbyterian	W	8	1
Apr. 4	* at Presbyterian	W	6	2
Apr. 7	EAST CAROLINA	L	5	7
Apr. 8	N.C. CENTRAL	L	3	6
Apr. 10	* at Liberty	W	3	2
Apr. 11	* at Liberty	L	0	7
Apr. 12	* at Liberty	L	2	10
Apr. 17	* CHARLESTON SOUTHERN	L	3	5
Apr. 18	* CHARLESTON SOUTHERN	L	5	9
Apr. 18	* CHARLESTON SOUTHERN	L	2	3
Apr. 21	at North Carolina	L	3	8
Apr. 22	ELON	L	4	7
Apr. 29	UNC WILMINGTON	L	4	9
May 1	* at Gardner-Webb	W	6	4
May 2	* at Gardner-Webb	L	0	5
May 3	* at Gardner-Webb	W	5	3
May 5	at N.C. State	L	5	9
May 6	at N.C. Central	W	11	8
May 8	CALIFORNIA	W	5	3
May 9	CALIFORNIA	L	0	4
May 9	CALIFORNIA	L	4	9
May 14	* COASTAL CAROLINA	W	10	9
May 15	* COASTAL CAROLINA	W	5	2
May 16	* COASTAL CAROLINA	L	3	11
May 19	! vs. Winthrop	L	5	8
May 20	! vs. Charleston Southern	W	8	1
May 21	! vs. Winthrop	L	1	2

& Campbell Invitational - Buies Creek, N.C.

^ Fighting Camel Classic - Buies Creek, N.C.

* Big South Conference game

! Big South Conference Championship - Boiling Springs, N.C.

2016 [26-27 Overall / 13-11 Big South]

Head Coach Justin Haire

Feb. 19	MIAMI (OHIO)	W	7	0
Feb. 20	MIAMI (OHIO)	W	5	3
Feb. 21	MIAMI (OHIO)	L	4	5
Feb. 23	at Duke	L	0	4
Feb. 26	MINNESOTA	W	11	7
Feb. 27	MINNESOTA	L	1	3
Feb. 28	MINNESOTA	L	5	7
Mar. 2	DUKE	W	5	1
Mar. 4	CANISIUS	W	7	2
Mar. 5	CANISIUS	L	4	7
Mar. 6	CANISIUS	W	12	4
Mar. 8	at Virginia Tech	W	7	1
Mar. 9	at Virginia Tech	L	8	11
Mar. 11	DAVIDSON	L	4	7
Mar. 12	RHODE ISLAND	L	6	7
Mar. 13	INDIANA STATE	L	1	4
Mar. 15	RIDER	L	8	11
Mar. 16	RIDER	W	12	3
Mar. 18	NORTH CAROLINA A&T	W	10	8
Mar. 19	NORTH CAROLINA A&T	W	14	1
Mar. 20	NORTH CAROLINA A&T	W	15	3
Mar. 22	at N.C. Central	W	15	11
Mar. 24	* at Charleston Southern	W	5	4
Mar. 25	* at Charleston Southern	L	7	18
Mar. 26	* at Charleston Southern	W	7	5
Mar. 30	UNC GREENSBORO	L	2	8
Apr. 1	* at Radford	L	4	6
Apr. 2	* at Radford	W	5	1
Apr. 3	* at Radford	L	1	2
Apr. 5	# vs. Appalachian State	W	9	4
Apr. 6	UNC WILMINGTON	L	4	11
Apr. 8	* GARDNER-WEBB	W	10	4
Apr. 9	* GARDNER-WEBB	W	17	4
Apr. 10	* GARDNER-WEBB	L	0	5
Apr. 15	* LIBERTY	W	2	1
Apr. 16	* LIBERTY	W	2	1
Apr. 17	* LIBERTY	L	0	3
Apr. 19	at UNC Wilmington	L	7	14
Apr. 23	* at Longwood	L	4	8
Apr. 24	* at Longwood	W	6	3
Apr. 24	* at Longwood	W	2	0
Apr. 26	at UNC Greensboro	L	2	10
Apr. 27	at North Carolina	L	4	9
May 6	* PRESBYTERIAN	W	1	0
May 7	* PRESBYTERIAN	L	2	4
May 8	* PRESBYTERIAN	W	7	5
May 10	at Elon	L	2	14
May 13	* HIGH POINT	W	4	3
May 14	* HIGH POINT	W	4	3
May 15	* HIGH POINT	L	1	11
May 19	* at Coastal Carolina	L	1	9
May 20	* at Coastal Carolina	L	5	6
May 21	* at Coastal Carolina	L	4	23

(7 inn.)

Played at North Main Athletic Complex - Holly Springs, N.C.

* Big South Conference game

2017 [25-32 Overall / 10-14 Big South]

Head Coach Justin Haire

Feb. 17	NORTHERN KENTUCKY	W	12	5
Feb. 18	NORTHERN KENTUCKY	L	3	5
Feb. 19	NORTHERN KENTUCKY	W	8	5
Feb. 22	EAST CAROLINA	L	0	10
Feb. 24	QUINNIPIAC	L	5	7
Feb. 25	QUINNIPIAC	W	10	7
Feb. 26	QUINNIPIAC	W	11	6
Mar. 3	OHIO STATE	W	7	2
Mar. 4	OHIO STATE	L	1	7
Mar. 5	OHIO STATE	L	6	7
Mar. 7	at Georgia Southern	L	2	8
Mar. 8	at Georgia Southern	L	8	9
Mar. 10	EVANSVILLE	L	9	13

YEAR-BY-YEAR RESULTS

Mar. 11	EVANSVILLE	W	8	1
Mar. 11	EVANSVILLE	L	2	6
Mar. 14	RIDER	W	7	5
Mar. 15	RIDER	L	7	12
Mar. 17	# vs. Michigan State	L	1	3
Mar. 18	# vs. Cornell	L	2	3
Mar. 19	# at Richmond	W	5	4
Mar. 21	at N.C. State	W	9	8
Mar. 24	* at Gardner-Webb	W	8	6
Mar. 25	* at Gardner-Webb	L	9	10
Mar. 25	* at Gardner-Webb	W	7	2
Mar. 28	at Virginia Tech	W	15	8
Mar. 31	* CHARLESTON SOUTHERN	L	6	12
Apr. 1	* CHARLESTON SOUTHERN	W	6	0
Apr. 1	* CHARLESTON SOUTHERN	W	3	2
Apr. 4	at UNC Wilmington	W	4	2
Apr. 7	* at High Point	L	4	10
Apr. 8	* at High Point	W	9	7 (11 inn.)
Apr. 9	* at High Point	L	7	9
Apr. 12	DUKE	L	10	12
Apr. 13	* RADFORD	L	0	2
Apr. 14	* RADFORD	L	5	8
Apr. 15	* RADFORD	L	4	7
Apr. 18	at N.C. Central	W	4	2
Apr. 21	* UNC ASHEVILLE	L	5	10
Apr. 22	* UNC ASHEVILLE	W	9	7
Apr. 23	* UNC ASHEVILLE	L	9	11
Apr. 25	UNC WILMINGTON	W	12	5
Apr. 26	at North Carolina	L	1	7
May 2	VIRGINIA TECH	W	7	2
May 5	* at Liberty	L	3	4
May 6	* at Liberty	W	7	4
May 7	* at Liberty	L	1	7
May 9	at Duke	L	0	9
May 10	at N.C. Central	W	15	4
May 12	* at Winthrop	L	5	7
May 13	* at Winthrop	W	11	5
May 14	* at Winthrop	L	2	3
May 16	at East Carolina	L	6	14
May 18	* LONGWOOD	W	9	4
May 19	* LONGWOOD	W	11	0
May 20	* LONGWOOD	L	5	7
May 25	! vs. Winthrop	L	3	4
May 26	! vs. High Point	L	5	6

Spider Invitational - Richmond, Va.

* Big South Conference game

! Big South Conference Championship - Lexington, S.C.

2018 [35-26 Overall / 21-6 Big South]

Head Coach Justin Haire

Feb. 16	ST. JOHN'S	L	1	3
Feb. 17	ST. JOHN'S	L	0	1 (10 inn.)
Feb. 18	ST. JOHN'S	L	1	7
Feb. 21	EAST CAROLINA	L	2	7
Feb. 23	# YALE	W	9	5
Feb. 24	# WESTERN MICHIGAN	W	5	1
Feb. 25	# MIAMI (OHIO)	L	6	8 (11 inn.)
Feb. 28	PEPPERDINE	W	15	2
Mar. 2	CANISIOUS	L	5	9
Mar. 3	at N.C. State	L	4	21
Mar. 4	BOWLING GREEN	W	17	3
Mar. 7	N.C. STATE	L	1	4
Mar. 9	WILLIAM & MARY	L	2	4
Mar. 10	WILLIAM & MARY	W	12	0
Mar. 11	WILLIAM & MARY	W	4	3
Mar. 13	RIDER	W	9	0
Mar. 14	RIDER	L	4	13
Mar. 16	* at Charleston Southern	W	4	3
Mar. 17	* at Charleston Southern	W	18	2
Mar. 18	* at Charleston Southern	W	6	5
Mar. 20	DUKE	L	0	4
Mar. 23	* GARDNER-WEBB	W	6	3
Mar. 24	* GARDNER-WEBB	W	4	3

Mar. 25	* GARDNER-WEBB	W	12	1
Mar. 27	UNC WILMINGTON	L	3	8
Mar. 29	* at UNC Asheville	W	10	1
Mar. 30	* at UNC Asheville	L	7	20
Mar. 31	* at UNC Asheville	W	9	5
Apr. 4	at Duke	L	3	11
Apr. 6	* LIBERTY	L	1	9
Apr. 7	* LIBERTY	W	5	4
Apr. 8	* LIBERTY	L	3	8
Apr. 10	at N.C. Central	W	3	1
Apr. 13	* at Presbyterian	W	6	3 (11 inn.)
Apr. 14	* at Presbyterian	W	7	6
Apr. 15	* at Presbyterian	W	4	3
Apr. 17	at Elon	L	1	11
Apr. 20	* at Longwood	W	8	4
Apr. 21	* at Longwood	W	15	1
Apr. 22	* at Longwood	W	7	2
Apr. 25	at UNC Wilmington	L	4	14
May 2	at N.C. State	W	5	4
May 4	* HIGH POINT	W	4	2
May 5	* HIGH POINT	L	3	7
May 6	* HIGH POINT	W	5	2
May 8	at Ohio State	L	6	10
May 9	at Ohio State	W	13	8
May 11	* WINTHROP	W	6	1
May 12	* WINTHROP	L	1	5
May 13	* WINTHROP	W	5	0
May 15	at East Carolina	L	7	12
May 17	* at Radford	L	2	3
May 18	* at Radford	W	6	4
May 19	* at Radford	W	7	2
May 22	! vs. Longwood	W	8	1
May 24	! vs. Gardner-Webb	W	8	3
May 25	! vs. Liberty	L	5	10
May 25	! vs. Liberty	W	6	4 (7 inn.)
May 26	! vs. High Point	W	7	5
Jun. 2	\$ at Georgia	L	5	18
Jun. 2	\$ vs. Duke	L	8	16

Campbell Invitational - Buies Creek, N.C.

* Big South Conference game

! Big South Championship - Lynchburg, Va.

\$ NCAA Athens Regional - Athens, Ga.

2019 [37-21 Overall / 19-7 Big South]

Head Coach Justin Haire

Feb. 15	^ vs. Maryland	W	10	6 (10 inn.)
Feb. 16	^ vs. VCU	L	7	8
Feb. 17	^ at Coastal Carolina	L	2	11
Feb. 20	EAST CAROLINA	W	7	6
Feb. 22	GEORGETOWN	W	7	4
Feb. 22	GEORGETOWN	W	7	4
Feb. 22	GEORGETOWN	W	9	5
Feb. 27	N.C. STATE	L	1	10
Mar. 1	FAIRFIELD	W	3	2 (10 inn.)
Mar. 2	FAIRFIELD	W	11	6
Mar. 2	FAIRFIELD	W	6	3
Mar. 5	at Old Dominion	L	3	4
Mar. 8	at William & Mary	L	2	5
Mar. 9	at William & Mary	L	1	4
Mar. 10	at William & Mary	L	5	14
Mar. 13	N.C. CENTRAL	L	4	7
Mar. 16	* at High Point	W	13	8
Mar. 17	* at High Point	W	8	6
Mar. 18	* at High Point	W	8	2
Mar. 20	at Duke	W	12	6
Mar. 22	* UNC ASHEVILLE	L	0	3
Mar. 23	* UNC ASHEVILLE	W	21	1
Mar. 24	* UNC ASHEVILLE	W	6	3
Mar. 26	at North Carolina	L	2	4
Mar. 29	* PRESBYTERIAN	W	5	3
Mar. 30	* PRESBYTERIAN	W	3	2
Mar. 31	* PRESBYTERIAN	W	11	4
Apr. 3	at N.C. Central	W	3	1

YEAR-BY-YEAR RESULTS

Apr. 5	*	at Gardner-Webb	L	8	9	(12 inn.)
Apr. 6	*	at Gardner-Webb	W	10	5	
Apr. 7	*	at Gardner-Webb	W	11	3	
Apr. 9		at Elon	W	15	7	
Apr. 10		UNC WILMINGTON	L	1	5	
Apr. 12	*	RADFORD	L	2	6	
Apr. 13	*	RADFORD	W	6	2	
Apr. 14	*	RADFORD	W	7	0	
Apr. 16		at UNC Greensboro	W	7	4	
Apr. 18	*	at USC Upstate	W	9	6	
Apr. 20	*	at USC Upstate	L	7	8	
Apr. 24		at UNC Wilmington	L	1	3	
May 3	*	CHARLESTON SOUTHERN	W	14	0	
May 4	*	CHARLESTON SOUTHERN	L	3	9	
May 5	*	CHARLESTON SOUTHERN	W	4	1	
May 7		at N.C. State	W	5	3	
May 10	*	at Winthrop	L	4	5	
May 10	*	at Winthrop	W	5	4	
May 12	*	at Winthrop	L	9	10	
May 14		at East Carolina	L	3	4	
May 16	*	LONGWOOD	W	12	1	
May 17	*	LONGWOOD	W	13	9	
May 18	*	LONGWOOD	W	11	0	
May 23	!	vs. Charleston Southern	W	20	7	
May 24	!	vs. Winthrop	W	13	5	
May 25	!	vs. Winthrop	W	8	6	
May 31	\$	vs. N.C. State	W	5	4	
Jun. 2	\$	vs. Quinnipiac	W	9	8	
Jun. 3	\$	at East Carolina	L	3	10	
Jun. 3	\$	vs. East Carolina	L	3	12	

^ Brittain Resorts Invitational - Conway, S.C.
 * Big South Conference game
 ! Big South Championship - Fayetteville, N.C.
 \$ NCAA Greenville Regional - Greenville, N.C.

2020 [7-9 Overall / 0-0 Big South]

Head Coach Justin Haire

Feb. 14		at South Alabama	L	0	1	
Feb. 15		at South Alabama	L	10	12	
Feb. 16		at South Alabama	W	7	3	
Feb. 19		EAST CAROLINA	W	7	2	
Feb. 21	^	PURDUE	L	4	6	
Feb. 22	^	VILLANOVA	L	2	6	
Feb. 23	^	MAINE	W	6	2	
Feb. 28	#	vs. Army	W	5	0	
Feb. 29	#	vs. Air Force	W	4	1	
Mar. 1	#	vs. Army	L	4	5	
Mar. 1	#	vs. Air Force	L	5	8	
Mar. 4		at Duke	L	0	5	
Mar. 6		at Furman	W	13	3	
Mar. 7		at Furman	L	6	14	
Mar. 8		at Furman	L	2	8	
Mar. 11		OLD DOMINION	W	10	8	
Mar. 13	*	at Charleston Southern	CANCELED			
Mar. 14	*	at Charleston Southern	CANCELED			
Mar. 15	*	at Charleston Southern	CANCELED			
Mar. 17		at UNC Greensboro	CANCELED			
Mar. 20	*	HIGH POINT	CANCELED			
Mar. 21	*	HIGH POINT	CANCELED			
Mar. 22	*	HIGH POINT	CANCELED			
Mar. 24		UNC WILMINGTON	CANCELED			
Mar. 27	*	at UNC Asheville	CANCELED			
Mar. 28	*	at UNC Asheville	CANCELED			
Mar. 29	*	at UNC Asheville	CANCELED			
Mar. 31		at UNC Wilmington	CANCELED			
Apr. 3	*	USC UPSTATE	CANCELED			
Apr. 4	*	USC UPSTATE	CANCELED			
Apr. 5	*	USC UPSTATE	CANCELED			
Apr. 7		N.C. STATE	CANCELED			
Apr. 9	*	at Radford	CANCELED			
Apr. 10	*	at Radford	CANCELED			
Apr. 11	*	at Radford	CANCELED			
Apr. 14		UNC GREENSBORO	CANCELED			

Apr. 17	*	WINTHROP	CANCELED			
Apr. 18	*	WINTHROP	CANCELED			
Apr. 19	*	WINTHROP	CANCELED			
Apr. 21		at North Carolina	CANCELED			
Apr. 29		at NC State	CANCELED			
May 1	*	at Presbyterian	CANCELED			
May 2	*	at Presbyterian	CANCELED			
May 3	*	at Presbyterian	CANCELED			
May 5		DUKE	CANCELED			
May 8	*	GARDNER-WEBB	CANCELED			
May 9	*	GARDNER-WEBB	CANCELED			
May 10	*	GARDNER-WEBB	CANCELED			
May 12		at East Carolina	CANCELED			
May 14	*	at Longwood	CANCELED			
May 15	*	at Longwood	CANCELED			
May 16	*	at Longwood	CANCELED			
May 19-23		Big South Championship	CANCELED			
		^ Campbell Invitational - Buies Creek, N.C.				
		# Armed Forces Invitational - Fayetteville, N.C.				
		* Big South Conference game				
		! Big South Championship - Fayetteville, N.C.				

2021 [37-18 Overall / 28-9 Big South]

Head Coach Justin Haire

Feb. 19		LIBERTY	L	1	4	
Feb. 20		LIBERTY	W	17	3	
Feb. 21		LIBERTY	W	3	2	
Feb. 26		DAYTON	W	8	1	
Feb. 27		DAYTON	L	4	6	
Feb. 28		DAYTON	L	11	2	
Mar. 2		at NC State	L	6	14	
Mar. 5	*	GARDNER-WEBB	L	2	6	
Mar. 6	*	GARDNER-WEBB	W	7	3	
Mar. 6	*	GARDNER-WEBB	W	14	6	
Mar. 9		COLLEGE OF CHARLESTON	L	5	8	
Mar. 12	*	USC UPSTATE	L	1	6	
Mar. 13	*	USC UPSTATE	W	4	3	
Mar. 13	*	USC UPSTATE	W	4	2	
Mar. 20	*	at UNC Asheville	L	6	8	
Mar. 20	*	at UNC Asheville	W	17	4	
Mar. 21	*	at UNC Asheville	L	2	4	
Mar. 23	*	at High Point	L	4	9	
Apr. 2	*	WINTHROP	W	6	5	
Apr. 2	*	WINTHROP	W	8	1	
Apr. 3	*	WINTHROP	W	15	6	
Apr. 6	*	at Winthrop	W	28	11	
Apr. 9	*	CHARLESTON SOUTHERN	L	6	10	
Apr. 10	*	CHARLESTON SOUTHERN	W	12	2	(7 inn.)
Apr. 10	*	CHARLESTON SOUTHERN	W	7	2	
Apr. 13		at Duke	L	7	14	
Apr. 16	*	at Gardner-Webb	W	10	6	
Apr. 17	*	at Gardner-Webb	L	8	10	
Apr. 17	*	at Gardner-Webb	W	10	1	
Apr. 20	*	HIGH POINT	W	16	8	
Apr. 23	*	at Presbyterian	L	6	7	
Apr. 25	*	at Presbyterian	W	21	5	
Apr. 25	*	at Presbyterian	L	6	12	
Apr. 30	*	UNC ASHEVILLE	W	19	1	
May 11	*	UNC ASHEVILLE	W	12	2	
May 14	*	UNC ASHEVILLE	W	9	1	
May 17		at North Carolina	L	3	9	
May 7	*	at Radford	W	12	6	
May 8	*	at Radford	W	10	4	
May 8		at Radford	W	6	1	
May 11		WINTHROP	W	12	3	
May 14	*	at USC Upstate	W	6	5	
May 15	*	at USC Upstate	W	12	0	
May 15	*	at USC Upstate	W	8	0	
May 20	*	HIGH POINT	W	13	3	
May 21	*	HIGH POINT	W	8	5	
May 21	*	HIGH POINT	W	7	4	
May 27	!	vs Presbyterian	L	2	7	
May 28	!	vs USC Upstate	W	5	3	

YEAR-BY-YEAR RESULTS

May 28	!	vs Gardner-Webb	W	13	9
May 29	!	vs Presbyterian	L	5	8
Jun 4	\$	vs VCU	L	4	19
June 5	\$	vs Samford	W	16	13
June 6	\$	vs VCU	W	19	10
June 7	\$	at Mississippi State	L	5	6

* Big South Conference game
 ! Big South Championship - Segra Stadium - Fayetteville, N.C.
 \$ NCAA Starkville Regional - Dudy Noble Field - Starkville, Miss.

2022 [41-19 Overall / 20-3 Big South]

Head Coach Justin Haire

Feb. 18		APP STATE	W	9	0
Feb. 19		APP STATE	L	1	5
Feb. 20		APP STATE	L	4	5
Feb. 22		EAST CAROLINA	L	3	10
Feb. 25		#22 MARYLAND	L	0	4
Feb. 26		#22 MARYLAND	L	1	3
Feb. 27		#22 MARYLAND	L	2	9
Feb. 28		AIR FORCE	W	3	2
Mar. 2		#8 NC STATE	W	7	4
Mar. 4	&	Ohio State	W	7	2
Mar. 5	&	Army	W	6	5
Mar. 6	&	Pittsburgh	L	5	11
Mar. 8		UNCW	W	9	8
Mar. 11		at #14 Liberty	W	7	0
Mar. 13		at #14 Liberty	L	3	5
Mar. 15		at UNC Greensboro	L	5	9
Mar. 18		WEST VIRGINIA	W	8	6
Mar. 19		WEST VIRGINIA	L	3	6
Mar. 20		WEST VIRGINIA	W	6	5
Mar. 22		at Charlotte	L	4	12
Mar. 25	*	PRESBYTERIAN	W	5	2
Mar. 26	*	PRESBYTERIAN	L	8	12
Mar. 27	*	PRESBYTERIAN	W	36	4
Mar. 29		at Old Dominion	W	8	6
Apr. 1	*	at Gardner-Webb	W	4	1
Apr. 2	*	at Gardner-Webb	W	8	6
Apr. 3	*	at Gardner-Webb	W	10	9
Apr. 8	*	USC UPSTATE	W	17	2
Apr. 9	*	USC UPSTATE	W	14	9
Apr. 10	*	USC UPSTATE	W	11	6
Apr. 12		at Duke	W	10	6
Apr. 14	*	at NC A&T	W	14	10
Apr. 15	*	at NC A&T	W	16	6
Apr. 16	*	at NC A&T	W	17	1
Apr. 19		at North Carolina	L	4	7
Apr. 22	*	LONGWOOD	W	9	2
Apr. 23	*	LONGWOOD	W	13	3
Apr. 24	*	LONGWOOD	L	5	10
Apr. 26		at UNCW	W	13	4
Apr. 27		UNCG	W	11	7
May 3		DUKE	W	6	3
May 6	*	at Winthrop	W	13	10
May 7	*	at Winthrop	W	8	7
May 8	*	at Winthrop	W	22	7
May 10		at Ohio State	W	11	1
May 11		at Ohio State	W	10	1
May 13	*	at High Point	W	8	5
May 14	*	at High Point	L	10	11
May 15	*	at High Point	W	16	1
May 17		at East Carolina	L	6	7
May 19	*	RADFORD	W	12	4
May 20	*	RADFORD	W	14	7
May 26	!	Charleston Southern	L	6	7
May 27	!	Gardner-Webb	W	4	3
May 27	!	USC Upstate	W	11	8
May 28	!	Charleston Southern	W	10	6
May 28	!	Charleston Southern	W	3	2
Jun. 3	\$	Georgia Tech	W	15	8
Jun. 4	\$	at Tennessee	L	7	12
Jun. 5	\$	Georgia Tech	L	5	16

& All-America Classic, Segra Stadium, Fayetteville, N.C.
 * Big South Conference Game
 ! Big South Championship - Truist Point - High Point, N.C.
 \$ NCAA Knoxville Regional - Lindsey Nelson Stadium - Knoxville, Tenn.

Sights from the 2022 Knoxville Regional in Knoxville, Tenn.



SEASON-BY-SEASON RECORDS AND FINISH

Overall			Conference			
Year	W-L-T	Pct.	W-L-T	Pct.	Conference Finish	Postseason
1963 #	11-5	.688	---	---	---	---
1964	10-9	.526	---	---	---	---
1965	7-8	.467	---	---	---	---
1966	8-11	.421	---	---	---	---
1967	6-9	.400	---	---	---	---
1968	7-15	.318	---	---	---	---
1969	8-14	.364	---	---	---	---
1970	9-16	.360	---	---	---	---
1971	19-13	.594	---	---	---	---
1972	9-22	.290	---	---	---	---
1973	15-15	.500	---	---	---	---
1974	27-10	.730	---	---	---	---
1975	13-21-1	.389	---	---	---	---
1976	11-24	.314	---	---	---	---
1977	16-17	.485	---	---	---	---
1978 +	12-15	.444	---	---	---	---
1979	17-20-1	.462	---	---	---	---
1980	18-18	.500	---	---	---	---
1981	20-25	.444	---	---	---	---
1982	27-13	.615	---	---	---	---
1983	22-15-1	.590	---	---	---	---
1984	24-15	.615	---	---	---	---
1985	32-17	.653	---	---	---	2-2 at Big South Tournament
1986	31-20	.608	14-13	.824	First - East Division	0-2 at Big South Tournament
1987	25-20	.556	8-2	.800	First - East Division	0-2 at Big South Tournament
1988	32-16	.667	* 10-8	.556	Third	3-0 at Big South Tournament
1989	10-32	.238	8-9	.471	Fourth	---
1990	15-33	.313	* 6-8	.429	Fifth	4-0 at Big South Tournament / 0-2 at West I Regional, Palo Alto, Calif.
1991	11-40-1	.221	5-14	.263	Eighth	0-2 at Big South Tournament
1992	16-38-1	.300	6-9	.400	Sixth	0-2 at Big South Tournament
1993	17-33	.340	8-11	.421	Seventh	---
1994	16-39	.291	11-16	.407	Seventh	---
1995	26-29	.473	12-18	.400	Sixth	---
1996	23-33	.411	9-9	.500	Second - East Division	---
1997	17-40	.298	7-11	.389	Third - East Division	---
1998	28-30	.483	9-9	.500	Third - East Division	---
1999	24-32	.429	5-25	.167	Eleventh	---
2000	31-25-1	.553	12-15	.444	Sixth	3-2 at TAAC Tournament
2001	33-21	.611	17-10	.630	Fourth	0-2 at Atlantic Sun Tournament
2002	22-29	.431	11-19	.367	Ninth	---
2003	22-28	.429	14-19	.424	Tenth	---
2004	23-34	.404	14-16	.467	Sixth	0-2 at Atlantic Sun Tournament
2005	25-29	.463	13-17	.433	Seventh	---
2006	19-38	.333	13-17	.433	Seventh	0-2 at Atlantic Sun Tournament
2007	11-45	.196	5-22	.185	Tenth	---
2008	21-37	.362	13-20	.394	Tenth	1-2 at Atlantic Sun Tournament
2009	27-24	.529	7-19	.269	Tenth	---
2010	28-27	.509	8-19	.296	Tenth	---
2011	17-37	.315	3-27	.100	Eleventh	---
2012	41-18	.695	15-9	.625	Second	1-2 at Big South Tournament
2013	49-10	.831	^ 19-5	.792	First - North Division	3-1 at Big South Tournament
2014	41-21	.661	* 18-8	.692	Second - North Division	5-1 at Big South Tournament / 1-2 at Columbia Regional
2015	35-25	.583	12-12	.500	Sixth	1-2 at Big South Championship
2016	26-27	.491	13-11	.542	Fifth	---
2017	25-32	.439	10-14	.417	Eighth	0-2 at Big South Championship
2018	35-26	.574	^ * 21-6	.778	First	4-1 at Big South Championship / 0-2 at Athens Regional
2019	37-21	.638	^ * 19-7	.731	First	3-0 at Big South Championship / 2-2 at Greenville Regional
2020	7-9	.438	0-0	N/A	N/A	Season canceled due to COVID-19
2021	37-18	.673	28-9	.757	First	2-2 at Big South Championship / 2-2 at Starkville Regional
2022	41-19	.683	20-3	.870	First	4-1 at Big South Championship / 1-2 at Knoxville Regional
TOTALS	1,285-1,373-6		.484	423-465	.476	32-22 at Big South Tournaments / 6-12 at NCAA Regionals
NCAA D1:	1,109-1,164-5		.488	BSC: 251-164	.605	
				TAAC/A-Sun: 172-301	.364	4-10 at TAAC/Atlantic Sun Tournaments

CAMPBELL COACHING RECORDS

HARGROVE DAVIS

1963	11-5
1964	10-9
1965	7-8
1966	8-11
1967	6-9
1968	7-15
1969	8-14

7 seasons **57-71**

NEIL HALDEMAN

1970	9-16
1971	19-13
1972	9-22
1973	15-15
1974	27-10
1975	13-21-1

5 seasons **92-97-1**

SAM WHITE

1976	11-24
1977	16-17
1978	12-15
1979	17-20-1

4 seasons **56-76-1**

CAL KOONCE

1980	18-18
1981	20-25
1982	27-13
1983	22-15-1
1984	24-15
1985	32-17
1986	31-20 (14-13 Big South)

7 seasons **174-123-1**
..... **(14-13 Big South)**

MIKE CALDWELL

1987	25-20 (8-2 Big South)
1988	32-16 (10-8 Big South)
1989	10-32 (8-9 Big South)
1990	15-33 (6-8 Big South)
1991	11-40-1 (5-14 Big South)

5 seasons **93-141-1**
..... **(37-41 Big South)**

JOHN DAURITY

1992	16-38-1 (6-9 Big South)
1993	17-33 (8-11 Big South)
1994	16-39 (11-16 Big South)
1995	26-29 (12-18 TAAC)

4 seasons **75-139-1**
..... **(25-36 Big South)**
..... **(12-18 TAAC)**

CHIP SMITH

1996	23-33 (9-9 TAAC)
1997	17-40 (7-11 TAAC)
1998	28-30 (9-9 TAAC)
1999	24-32 (5-25 TAAC)
2000	31-25-1 (17-10 TAAC)
2001	33-21 (17-10 Atlantic Sun)
2002	22-29 (11-19 Atlantic Sun)
2003	22-28 (14-19 Atlantic Sun)
2004	23-34 (14-16 Atlantic Sun)
2005	25-29 (13-17 Atlantic Sun)
2006	19-38 (13-17 Atlantic Sun)

11 seasons **267-339-1**
..... **(129-162 TAAC/Atlantic Sun)**

CHRIS WILEY

2007	11-45 (5-22 Atlantic Sun)
------	---------------------------

1 season **11-45**
..... **(5-22 Atlantic Sun)**

GREG GOFF

2008	21-37 (13-20 Atlantic Sun)
2009	27-24 (7-19 Atlantic Sun)
2010	28-27 (8-19 Atlantic Sun)
2011	17-27 (3-27 Atlantic Sun)
2012	41-18 (15-9 Big South)
2013	49-10 (19-5 Big South)
2014	41-21 (18-8 Big South)

7 seasons **220-164**
..... **(31-85 Atlantic Sun)**
..... **(52-22 Big South)**

JUSTIN HAIRE

2015	35-25 (12-12 Big South)
2016	26-27 (13-11 Big South)
2017	25-32 (10-14 Big South)
2018	35-26 (21-6 Big South)
2019	37-21 (19-7 Big South)
2020	7-9 (0-0 Big South)
2021	37-18 (28-9 Big South)
2022	41-19 (20-3 Big South)

8 seasons **243-177**
..... **(123-69 Big South)**



Chip Smith, the winningest head coach in Campbell baseball history, with 267 wins from 1996-2006.

MOST WINS

	Record
1. Chip Smith (1996-06)	267-339-1
2. Justin Haire (2015-pres.)	243-177
3. Greg Goff (2008-14)	220-164
4. Cal Koonce (1980-86)	174-123-1
5. Mike Caldwell (1987-91)	93-141-1
6. Neil Haldeман (1970-75)	92-27-1
7. John Daurity (1992-95)	75-139-1
8. Hargrove Davis (1963-69)	57-71
9. Sam White (1976-79)	56-76-1
10. Chris Wiley (2007)	11-45

HIGHEST WINNING PERCENTAGE

	Record (Winning %)
1. Cal Koonce (1980-86)	174-123-1 (.586)
2. Justin Haire (2015-pres.)	243-177 (.579)
3. Greg Goff (2008-14)	220-164 (.573)
4. Neil Haldeман (1970-75)	92-27-1 (.487)
5. Hargrove Davis (1963-69)	57-71 (.445)
6. Chip Smith (1996-06)	267-339-1 (.440)
7. Sam White (1976-79)	56-76-1 (.425)
5. Mike Caldwell (1987-91)	93-141-1 (.398)
7. John Daurity (1992-95)	75-139-1 (.350)
10. Chris Wiley (2007)	11-4 (.197)

LONGEST TENURES

	Seasons
1. Chip Smith (1996-06)	11
2. Justin Haire (2015-pres.)	9
3. Hargrove Davis (1963-69)	7
Cal Koonce (1980-86)	7
Greg Goff (2008-14)	7
6. Neil Haldeман (1970-75)	5
Mike Caldwell (1987-91)	5
8. Sam White (1976-79)	4
9. John Daurity (1992-95)	4
10. Chris Wiley (2007)	1

NOTE: Hargrove Davis was the Campbell baseball head coach prior to 1963. Records reflect only senior college won-lost totals.



Cal Koonce, who finished his seven-year tenure (1980-86) with the highest winning percentage in program history at .586 (174-123-1).

MEDIA INFORMATION

MEDIA SERVICES

The 2022 Campbell Baseball Media Guide is published primarily as a source of information for media personnel. Any requests for additional information, interviews and photographs should be directed to the Campbell athletic communications staff.

Baseball game notes and statistics will be updated regularly throughout the season. This information can be accessed through the official Campbell University Athletics website, GoCamels.com.

Media Credentials

Media credentials are limited to working members of the print and electronic media, as well as photographers and videographers. Allocated space inside the press box at Jim Perry Stadium will be available for credentialed press members when available at the discretion of the communications director.

Press Box Services

Media guides, game notes, game programs, scorecards, team rosters and updated cumulative statistics will be available in the press box before each home game. Materials can be found inside the press box at Jim Perry Stadium or can be shared electronically, as requested.

An official scorer is assigned to all home games, and the Campbell athletic communications staff will keep the media informed of all scoring decisions and noteworthy facts, information and records.

Interview Policies

All interview requests for head coach Justin Haire or any Campbell baseball student-athlete should be arranged through Davis Dupree, Assistant Director of Athletic Communications (dupree@campbell.edu or 919-924-9793).

Student-athletes and coaches are available to the media before and after practice by appointment, and interviews can be conducted following each home game, as requested. Campbell's clubhouse is closed to all individuals with the exceptions of authorized team or university personnel. Interviews with visiting team members can be done on the field following each game, subject to the policy of the visiting team's sports information director.

At away games, interviews with coaches and student-athletes can be arranged through Davis Dupree, Assistant Director of Athletic Communications.

The Campbell athletic communications staff will attempt to arrange all reasonable requests for interviews; however, during practice, study and personal time, please respect the private lives of the coaches and student-athletes.

Photography

Media credentials are required for all photographers. At most home games, photos will be taken by the staff at Scarborough Photography or by student assistant Laura Stroud. Distribution of these photos can be obtained through Davis Dupree, Associate Director of Athletic Communications, or Bennett Scarborough.

When using photos taken by the staff at Scarborough Photography, please credit ScarboroughPhotography.com (Bennett Scarborough).-

Broadcasts

Select video broadcasts of home games that will be available through the Big South Network on ESPN+ during the 2021 season. Audio broadcasts of select home and away games will be available through the Campbell Digital Network on GoCamels.com. Games that are scheduled to be video streamed or a feature an audio broadcast can be found on the baseball schedule page at GoCamels.com.

Under reciprocal agreements, the visiting team is allowed to originate radio broadcasts without charge. Official stations must contact Director of Broadcasting and Digital Media Chris Hemeyer (hemeyerc@campbell.edu or 910-893-1822) for full information concerning broadcasting at Jim Perry Stadium.

CAMPBELL ATHLETIC COMMUNICATIONS

Physical Address

Northeast Athletic Office - Suite 201
108 Burt Street
Lillington, NC 27546

Mailing Address

P.O. Box 10
Buies Creek, NC 27506



STAN COLE

Associate A.D. for Alumni
and Engagement
cole@campbell.edu



JASON WILLIAMS

Associate AD for Comms.
and Branding
jwilliams@campbell.edu



DAVIS DUPREE

Associate Director of
Athletic Communications
Baseball Contact
dupree@campbell.edu



TRISTAN ELLEDGE

Assistant Director of
Athletic Communications
telledge@campbell.edu



KEVIN WHITE

Athletic Communications
Intern
kcwhite0123@email.
campbell.edu

Twitter

@GoCamels // @GoCamelsBSB

Instagram



@gocamels // @gocamelsbsb

Facebook

Campbell University Fighting Camels (www.facebook.com/GoCamelsATH)

Campbell Baseball (www.facebook.com/GoCamelsBSB)

A TRADITION OF EXCELLENCE



1285

All-Time Victories

102

All-Conference Selections

44

MLB Draft Picks

13

Seasons with 30 or more wins

8

NCBWA All-Americans

6

NCAA Tournament Appearances

5

Conference Regular Season Championships

4

Conference Tournament Championships



**THE ONLY
WAY IS
THROUGH.™**

UNDER ARMOUR