

# DUKE®

2023-24 MEN'S BASKETBALL







HEAD COACH  
**JON SCHEYER**  
**BY THE**  
**NUMBERS**

**27.6**

AVERAGE NUMBER OF VICTORIES PER SEASON WHILE AT DUKE

**.780**

CAREER WINNING PERCENTAGE AS A DUKE PLAYER AND COACH

**10**

TOP-10 RECRUITING CLASSES IN 9 YEARS WITH SCHEYER ON STAFF

**5**

ACC TOURNAMENT CHAMPIONSHIPS (2009, 2010, 2017, 2019, 2023)

**2**

NATIONAL CHAMPIONSHIPS (2010, 2015)

**25**

ALL-ACC SELECTIONS COACHED (11 FIRST-TEAMERS)

**11**

ALL-AMERICANS COACHED (5 CONSENSUS FIRST-TEAMERS)

**15**

MAJOR ACC AWARD WINNERS COACHED (4 PLAYERS OF THE YEAR)

**38**

TOTAL NBA DRAFT PICKS COACHED (2 OVERALL NO. 1 PICKS)



**MEDIA GUIDE CONTENTS**



**2023-24 PREVIEW**

Table of Contents	1
2023-24 Roster	2
2023-24 Team Photo	2
Quick Facts	3
Media Information	4

**MEET THE BLUE DEVILS**

Jaylen Blakes	6-7
Stanley Borden	8-9
Kyle Filipowski	10-11
Spencer Hubbard	12-13
Mark Mitchell	14-15
Tyrese Proctor	16-17
Christian Reeves	18-19
Jeremy Roach	20-21
Jaden Schutt	22-23
Ryan Young	24-25
Neil Begovich	26
Caleb Foster	27
Jared McCain	28
TJ Power	29
Sean Stewart	30

**COACHES AND STAFF**

Jon Scheyer	32-37
Chris Carrawell	38
Jai Lucas	39
Emanuel Dildy	40
Will Avery	41
2023-24 Managers	42
Basketball Support Staff	42-44
Legacy Fund	45
Basketball Endowed Scholarships	46

**2022-23 IN REVIEW**

Season Highlights	48
Results	49
Final Statistics	50
Highs/Lows	51
Miscellaneous Stats	52
Box Scores	53-57
ACC Team Stats	58-59
ACC Individual Stats	60

**DUKE BASKETBALL TRADITION**

The Duke Tradition	62
National Players of the Year	62
All-America Honors	64
Individual National Honors	65
Hall of Fame Inductees	65
Individual ACC Honors	66-68
Miscellaneous Individual Honors	69
Annual Team Honors	70-71
NCAA Tournament Results	72-74
NCAA Tournament Records	75-76
1991 National Champions	77
1992 National Champions	78
2001 National Champions	79
2010 National Champions	80
2015 National Champions	81
ACC Tournament Results	82-83
ACC Tournament Records	84-85
In-Season Tournament/MTE Results	86-87
Foreign Exhibition Tours	87
Poll History	88-94
Sports Illustrated Covers	95
ESPN College GameDay	95
Retired Jerseys	96-102
All-Time Jersey Numbers	103
Lettermen	104-105
Duke in the NBA	106-108
International Basketball	109-110

**RECORDS**

Career Records	1112-115
Season Records	116-118
Attendance Records	119
Game Records	120-121
Freshman Records	122-125
Team Records	126-129
Cameron Indoor Stadium Records	130-133
100-Point Games	134-135
Overtime Games	136
Opponent Records	137
Yearly Statistics	138-146
Annual Statistics Leaders	147-150
Head Coaching Records	151
Mike Krzyzewski's Legacy	152-154
Head Coaching History	155-157
All-Time Assistant Coaches	157
All-Time Player Statistics	158-163
1,000-Point Scorers	164-166

**RESULTS**

Year-by-Year Record	168-169
All-Time Results	170-186
Series Records	187-196
Duke vs. Conferences	197
Duke Dominance	198



**DUKE BASKETBALL MEDIA GUIDE CREDITS**

The 2023-24 Duke Men's Basketball Media Guide is a publication of the Blue Devils' Communications Department.

**MANAGING EDITOR**

Mike DeGeorge, Executive Director of Communications

**ASSOCIATE EDITORS**

Henry Skutt, Jean Brooks

**CONTRIBUTORS**

Jon Jackson, David Bradley, Kyle Williams, Barry Jacobs, Rachel Curtis, John Roth, Takoa Cartwright, Curtis Snyder

**PHOTOGRAPHY**

Duke Athletics Photography (Reagan Lunn, Nat LeDonne, Jacob Kupferman), Getty Images/NBA, Duke University Communications, ACC, NCAA Photography

**PRINTING**

Telepathic Graphics; Raleigh, N.C.

**COVER DESIGN**

Duke Athletics Creative Services



**2023-24 ROSTER**

PREVIEW

**NUMERICAL**

No.	Name	Pos.	Ht.	Wt.	Year	Exp.	Hometown	High School	Previous College	
0	Jared McCain	G	6-3	197	Fr.	HS	Sacramento, Calif.	Centennial		
1	Caleb Foster	G	6-5	197	Fr.	HS	Harrisburg, N.C.	Notre Dame (Calif.)		
2	Jaylen Blakes	G	6-2	204	Jr.	2L	Somerset, N.J.	Blair Academy		
3	Jeremy Roach	G	6-2	180	Sr.	3L	Leesburg, Va.	St. Paul VI		
5	Tyrese Proctor	tie-REECE	G	6-5	183	So.	1L	Sydney, Australia	NBA Global Academy	
12	TJ Power	F	6-9	216	Fr.	HS	Shrewsbury, Mass.	Worcester Academy		
13	Sean Stewart	F	6-9	227	Fr.	HS	Windermere, Fla.	Montverde Academy		
14	Jaden Schutt	"shoot"	G	6-5	190	So.	1L	Yorkville, Ill.	Yorkville Christian	
15	Ryan Young	C	6-10	238	Gr.	1L	Stewartsville, N.J.	Bethlehem Catholic	Northwestern	
20	Neal Begovich	BEG-ah-vich	F	6-9	230	Gr.	TR	San Francisco, Calif.	St. Ignatius College Prep	Stanford
21	Christian Reeves	C	7-1	261	So.	1L	Charlotte, N.C.	Oak Hill		
25	Mark Mitchell	F	6-9	232	So.	1L	Kansas City, Kan.	Sunrise Christian		
30	Kyle Filipowski	fill-uh-POW-ski	F/C	7-0	248	So.	1L	Westtown, N.Y.	Wilbraham & Monson Academy	
52	Stanley Borden	C	7-0	241	Jr.	2L	Istanbul, Turkey	Istanbul Int'l Community School		
55	Spencer Hubbard	G	5-8	157	Sr.	2L	Los Angeles, Calif.	Harvard Westlake		

**ALPHABETICAL**

No.	Name	Pos.	Ht.	Wt.	Year	Exp.	Hometown	High School	Previous College
20	Neal Begovich	BEG-ah-vich	F	6-9	Gr.	TR	San Francisco, Calif.	St. Ignatius College Prep	Stanford
2	Jaylen Blakes	G	6-2	204	Jr.	2L	Somerset, N.J.	Blair Academy	
52	Stanley Borden	C	7-0	241	Jr.	2L	Istanbul, Turkey	Istanbul Int'l Community School	
30	Kyle Filipowski	fill-uh-POW-ski	F/C	7-0	248	So.	1L	Westtown, N.Y.	Wilbraham & Monson Academy
1	Caleb Foster	G	6-5	197	Fr.	HS	Harrisburg, N.C.	Notre Dame (Calif.)	
55	Spencer Hubbard	G	5-8	157	Sr.	2L	Los Angeles, Calif.	Harvard Westlake	
0	Jared McCain	G	6-3	197	Fr.	HS	Sacramento, Calif.	Centennial	
25	Mark Mitchell	F	6-9	232	So.	1L	Kansas City, Kan.	Sunrise Christian	
12	TJ Power	F	6-9	216	Fr.	HS	Shrewsbury, Mass.	Worcester Academy	
5	Tyrese Proctor	tie-REECE	G	6-5	183	So.	1L	Sydney, Australia	NBA Global Academy
21	Christian Reeves	C	7-1	261	So.	1L	Charlotte, N.C.	Oak Hill	
3	Jeremy Roach	G	6-2	180	Sr.	3L	Leesburg, Va.	St. Paul VI	
14	Jaden Schutt	"shoot"	G	6-5	190	So.	1L	Yorkville, Ill.	Yorkville Christian
13	Sean Stewart	F	6-9	227	Fr.	HS	Windermere, Fla.	Montverde Academy	
15	Ryan Young	C	6-10	238	Gr.	1L	Stewartsville, N.J.	Bethlehem Catholic	Northwestern

**COACHING STAFF**

Name	Position	Years at Duke	Years in Current Position	Alma Mater
Jon Scheyer	SHY-er Head Coach	11th	2nd	Duke '10
Chris Carrawell	Associate Head Coach	6th	3rd	Duke '00
Jai Lucas	"jay" Associate Head Coach	2nd	1st	Texas '11
Emanuel Dildy	Assistant Coach	1st	1st	Eastern Illinois '05
Will Avery	Assistant Coach	1st	1st	Duke '23

**2023-24 DUKE UNIVERSITY BLUE DEVILS**

**Front Row (L-R)** – Caleb Foster, Jaden Schutt, Jaylen Blakes, Ryan Young, Jeremy Roach, Tyrese Proctor, Spencer Hubbard, Jared McCain, Sean Stewart.  
**Back Row (L-R)** – Assistant Coach Emanuel Dildy, Assistant Coach Will Avery, Mark Mitchell, Neal Begovich, Kyle Filipowski, Christian Reeves, Stanley Borden, TJ Power, Associate Head Coach Chris Carrawell, Associate Head Coach Jai Lucas, Head Coach Jon Scheyer.





# QUICK FACTS

## UNIVERSITY INFORMATION

Location	Durham, N.C.
Founded	1838 as Trinity College
Enrollment (undergraduate)	6,789
Nickname	Blue Devils
School Colors	Duke Blue & White
Conference	Atlantic Coast (ACC)
President	Dr. Vincent Price (Santa Clara '79)
Vice President/Director of Athletics	Nina King (Notre Dame '00)

## HISTORY

Seasons of Basketball	119th in 2023-24
First Season	1905-06
All-Time Record	2,273-920 (.712)
NCAA Tournament Appearances	45
Record	119-40 (.748)
Last (Round)	2023 (Second Round)
NCAA Final Four Appearances (last)	17 (2022)
National Championships (five)	1991, 1992, 2001, 2010, 2015
NIT Appearances (last)	4 (1981)
ACC Championships (last)	22 (2023)

## TEAM INFORMATION

2022-23 Record	27-9
Home	16-0
Away	3-6
Neutral	7-3
ACC Record	14-6
Home	10-0
Away	4-6
Finish	t-3rd
Tournament	Champions
NCAA Tournament	Second Round
AP / USA Today Final Ranking	12 / 18
Starters Returning / Lost	4 / 1
Letterwinners Returning	10
Letterwinners Lost	5
	Kale Catchings (GRADUATED), Jacob Grandison (GRADUATED), Max Johns (GRADUATED), Dereck Lively II (NBA DRAFT), Dariq Whitehead (NBA DRAFT)
Newcomers for 2023-24	5
Freshmen	4
Graduate Transfers	1

## COACHING STAFF

Head Coach	Jon Scheyer
Alma Mater	Duke '10
Career Record	27-9
Years as Head Coach	2nd
Years at Duke	11th
Associate Head Coach	Chris Carrawell
Alma Mater	Duke '00
Years at Duke	6th
Associate Head Coach	Jai Lucas
Alma Mater	Texas '11
Years at Duke	2nd
Assistant Coach	Emanuel Dildy
Alma Mater	Eastern Illinois '05
Years at Duke	1st
Assistant Coach	Will Avery
Alma Mater	Duke '23
Years at Duke	1st

## CAMERON INDOOR STADIUM

Year Opened	1940
Capacity	9,314
Consecutive Sellouts*	506 (Nov. 26, 1990-present)
Record	946-171 (.847)
Undeclared Seasons (Last)	19 (2023)

\*2020-21 season not included (COVID)

## ROSTER BREAKDOWNS

Starter Returning (STARTED AT LEAST 50%)	Year	Pos.	GP/GS	Min	FG%	3FG%	FT%	Reb	Ast	Turn	Blk	Stl	Pts
30 Kyle Filipowski	So.	F	36/36	29.1	.441	.282	.765	<b>8.9</b>	1.6	2.5	0.7	<b>1.3</b>	<b>15.1</b>
3 Jeremy Roach	Sr.	G	32/30	<b>33.2</b>	.426	.343	.780	2.5	3.1	2.2	0.0	0.9	13.6
5 Tyrese Proctor	So.	G	36/34	29.4	.381	.320	<b>.871</b>	3.1	<b>3.3</b>	1.6	0.1	0.6	9.4
25 Mark Mitchell	So.	F	35/35	27.2	.469	.352	.763	4.5	1.2	1.3	0.5	0.6	9.1

**bold - led team**

Starters Lost (STARTED AT LEAST 50%)	Year	Pos.	GP/GS	Min	FG%	3FG%	FT%	Reb	Ast	Turn	Blk	Stl	Pts
1 Dereck Lively II	Fr.	C	34/27	20.5	.658	.154	.600	5.4	1.1	0.7	<b>2.4</b>	0.5	5.2

**bold - led team**

### By Class

Graduate Student (2)	Begovich, Young
Senior (2)	Hubbard, Roach
Junior (2)	Blakes, Borden
Sophomore (5)	Filipowski, Mitchell, Proctor, Reeves, Schutt
Freshman (4)	Foster, McCain, Power, Stewart

### By Height (AVERAGE HEIGHT: 6-6)

7-1 (1)	Reeves
7-0 (2)	Borden, Filipowski
6-10 (1)	Young
6-9 (4)	Begovich, Mitchell, Power, Stewart
6-5 (3)	Foster, Proctor, Schutt
6-3 (1)	McCain
6-2 (2)	Blakes, Roach
5-8 (1)	Hubbard

### By State

California (3)	Neal Begovich (San Francisco) Spencer Hubbard (Los Angeles) Jared McCain (Sacramento)
Florida (1)	Sean Stewart (Windermere)
Illinois (1)	Jaden Schutt (Yorkville)
Kansas (1)	Mark Mitchell (Kansas City)
Massachusetts (1)	TJ Power (Shrewsbury)
North Carolina (2)	Caleb Foster (Harrisburg) Christian Reeves (Charlotte)
New Jersey (2)	Jaylen Blakes (Somerset) Ryan Young (Stewartville)
New York (1)	Kyle Filipowski (Westtown)
Virginia (1)	Jeremy Roach (Leesburg)
International (2)	Stanley Borden (Istanbul, Turkey) Tyrese Proctor (Sydney, Australia)





**FOR THE MEDIA**

PREVIEW

**CREDENTIALS**

- Media seating at Cameron Indoor Stadium is located courtside, opposite the team benches on press row. There is additional media seating in the upper corner of the arena, above Section 4.
- Photography positions are located on each baseline.
- Radio and TV broadcast locations are located off the court in the Crows Nest, above Sections 6 and 7.
- Please make all requests at [GoDuke.com/mbbcredentials](http://GoDuke.com/mbbcredentials).
- Due to limited media seating and photo locations available, priority is given to daily newspapers, major magazines and electronic media in the geographic areas of the competing teams. Internet sites, fan sites, blogs and podcast -- other than the official websites of the two participating teams -- requesting credentials should contact Henry Skutt with any questions regarding the policy.
- Credentials will be issued either on season-long or game-by-game basis. Requests for individual games must be made at least a week in advance of the game.
- Approved game-by-game credentials can be claimed on the day of the game at Media Will Call. Credentials will not be mailed.
- Duke reserves the right to refuse any credential request deemed not to be in the best interest of the University.
- All backpacks, briefcases, computer bags and photo equipment are subject to search.

**PARKING**


- Media parking is located in the Science Drive Garage, which is a short walk to Cameron Indoor Stadium. The garage is located at the corner of Cameron Blvd. and Science Drive.
- Media holding season-long credentials will be issued parking passes for the entire season. Media with game-by-game will be sent a digital parking pass in advance of the game via email.

**MEDIA WILL CALL / MEDIA ENTRANCE**

- Media entrances are located on the north side (Krzyszewskville/ Morton Plaza) and south side (Tribull Plaza) of Cameron Indoor Stadium. All media should enter the building at the media entrances.
- Media Will Call is located at the Duke Athletic Ticket Office on the north side of the Scott Family Athletics Performance Center and opens three hours prior to the scheduled tip-off time.

**BILL BRILL MEDIA WORK ROOM**

- Named for 1952 Duke graduate and long-time sports editor of the *Roanoke Times*, the Bill Brill Media Room serves as the media work room, photo work area and postgame press conference location.
- Brill was inducted to the U.S. Basketball Writers Hall of Fame and received the NCAA's Jake Wade Award for his lifetime contributions to intercollegiate athletics. He was inducted to the Duke Athletics Hall of Fame in 1996.
- Only credentialed media and staff are permitted access to the room.
- The room is equipped with high-speed wireless internet and power.
- Complimentary beverages are available in the room and media will be provided a concessions voucher for food.
- Limited sets of game notes and stats will be provided.



**DUKE BASKETBALL COMMUNICATIONS**



**Henry Skutt**  
Assistant Director of Communications  
[henry.skutt@duke.edu](mailto:henry.skutt@duke.edu)  
Cell: (984) 287-9011  
Office: (919) 668-4393

**POSTGAME MEDIA AVAILABILITY**

- Each team's head coach will address the media postgame in the Bill Brill Media Room. In most cases, the visiting team coach will go first, followed by Duke head coach **Jon Scheyer**.
- On the road, Coach Scheyer's postgame press conference will occur in that arena's postgame interview area.
- Selected quotes from each press conference will be distributed following the game.
- For home games, the Duke locker room will be open to working media after a "cooling off" period. At least one full-time Communications staff member from Duke will be present at all times to assist with postgame player interviews.
- Still photography is not permitted in the Duke locker room unless approved in advance.

**NON-GAMEDAY INTERVIEWS**

- All interviews with Duke Basketball coaches and student-athletes must be arranged through the Communications Office. Please contact **Henry Skutt**, preferably via email at [henry.skutt@duke.edu](mailto:henry.skutt@duke.edu).
- Interview requests must be made at least one day in advance.
- There will be no interviews on the day of a game.
- Throughout the season, head coach **Jon Scheyer** and student-athletes will be available in the Bill Brill Media Room one or two days in advance of select games. The schedule will be distributed in advance to media.
- For requests of Coach Scheyer, it is recommended that media utilize the ACC's weekly teleconference or Duke's in-season availabilities.
- Cell phone numbers for players will not be provided and players have been instructed not to accept calls from media without prior notice from the Communications Office. Please do not contact a player or coach without scheduling the interview through the communications office.
- Media should also refrain from contacting student-athletes for interviews via social media platforms.

**RADIO BROADCAST INFORMATION**

- The radio broadcast booths are located on the east side of the stadium in the Crow's Nest.
- Access to the positions is through Section 6 off the upper concourse.
- Hard-wired internet is accessible to the visiting radio network.
- The need for additional lines must be ordered directly from Director of Game Operations **Ali Slater** ([alli.slater@duke.edu](mailto:alli.slater@duke.edu)).
- Space is guaranteed for only one broadcast crew from a visiting school. Student stations will generally not be permitted to broadcast due to space limitations. Requests for additional broadcast crews need to be made through the visiting SID office.

**NBA SCOUTS**

- NBA scouts may request tickets to Duke home basketball games. Requests for tickets should be made in advance via email on team letterhead and directed to **Elinor Hurt** in the Duke Athletic Ticket Office. Her email is [elinor.hurt@duke.edu](mailto:elinor.hurt@duke.edu).
- Scouts will be charged for the tickets. Since seating is very limited in Cameron Indoor Stadium, these requests are handled on a first-come, first-served basis.
- Tickets will be left at Media Will Call.
- Scouts will not be issued media credentials.

**ACC TELECONFERENCE**

- The ACC head basketball coaches will be featured again this season with virtual weekly press conferences on Mondays in January through the end of the regular season.
- Coaches who have a Monday night game will not take part in that day's teleconference. The ACC office will distribute each week's order of coaches prior to each conference.
- Media should contact the ACC for details to access the Zoom.

**GODUKE THE MAGAZINE**

- *GoDuke The Magazine* provides Blue Devil fans with features, columns and in-depth coverage of Duke Athletics.
- It is published monthly, 12 times per year, by Blue Devil Sports Properties from LEARFIELD and is distributed electronically, online and in print.

**DUKE ALL-ACCESS WITH COACH JON SCHEYER**

- The weekly television show, "Duke All-Access with Jon Scheyer," is back for its second season in 2023-24.
- The 30-minute show features **Jon Scheyer** and his Blue Devils team. Presented in magazine format and produced by **John Roth**, the show also includes informative player features and behind-the-scenes access to the Duke program.
- A production of Blue Devil Sports Properties from LEARFIELD, the show airs locally on ABC-11 WTVB on Sundays at noon ET and is live streamed on ABC11.com Saturdays at 10 a.m. ET. It also available regionally across on Bally Sports South on Fridays at 3:30 p.m. ET and Saturdays at 9:30 a.m. ET; and on MASN Saturdays at 8:30 a.m. ET. It can also be viewed via the Duke Athletics YouTube Channel and archived on GoDuke.com.

**THE FAST BREAK WITH JON SCHEYER**

- The Duke Basketball weekly radio show, "Fast Break with Jon Scheyer," returns for its second year in 2023-24.
- The show begins in October and will be broadcast locally on WRAL News+ (96.5 FM in Durham and 99.3 FM in Raleigh) and The Buzz (620 AM and 1550 AM), along with stations throughout the state. Fans can also tune in via GoDuke.com and on The Varsity Network app and can also watch the show live on the Duke Men's Basketball Facebook page.
- Check GoDuke.com for day and time changes dictated by Duke's game schedule.
- The show is hosted by **David Shumate** and is a production of the Blue Devil Sports Network from LEARFIELD.
- Archived episodes are also available at GoDuke.com.

**BLUE DEVILS SPORTS NETWORK FROM LEARFIELD**

- A state-wide radio audience follows all the action of Duke men's basketball on the Blue Devil Sports Network from LEARFIELD. The network provides in-depth pregame coverage, live play-by-play of all the action and postgame interviews straight from the locker room each game.
- Each game broadcast begins with the Tip-Off Show and concludes with the Locker Room Report, featuring head coach **Jon Scheyer** and a Duke player. For all home games this season coverage will begin 90 minutes prior to tip-off, while on the road we'll get underway one hour prior to the game.
- **David Shumate**, in his seventh season as the voice of the Blue Devils, calls all the action for Duke fans each game. **John Roth** handles analysis, while **John Rose** serves as on-site network engineer.
- A complete list of the network affiliates can be found at GoDuke.com.

**NETWORK DIRECTORY**

	Blue Devil Sports Properties 3100 Tower Blvd., Suite 404 Durham, N.C. 27707
Phone	(919) 286-1498
Website	<a href="http://Learfield.com">Learfield.com</a>
Twitter	@DukeRadio
General Manager	Patrick Streko
Senior National Associate	Johnny Moore
Senior Manager of Business Development	Matt Palmer
Manager of Business Development	Christopher Fair
Manager of Business Development	Tanner Sampson
Partner Services Coordinator	Garrett Walraven
Partner Services Coordinator	Caitlin McClellan
Social Content Specialist	Jonathan Bentley
Play-By-Play (FB & MBKB)	David Shumate
Pregame Host & Analyst (FB & MBKB)	John Roth
Engineer (FB & MBKB)	John Rose







## MEET THE BLUE DEVILS

Jaylen Blakes	6-7
Stanley Borden	8-9
Kyle Filipowski	10-11
Spencer Hubbard	12-13
Mark Mitchell	14-15
Tyrese Proctor	16-17
Christian Reeves	18-19
Jeremy Roach	20-21
Jaden Schutt	22-23
Ryan Young	24-25
Neal Begovich	26
Caleb Foster	27
Jared McCain	28
TJ Power	29
Sean Stewart	30





2

**CAREER HIGHS**

Points	17	2x, last vs. Florida State	12/31/22
Rebounds	5	at Clemson	1/14/23
Assists	5	vs. Boston College	12/3/22
Steals	3	at Wake Forest	12/20/22
FG Made	6	2x, last vs. Florida State	12/31/22
3FG Made	4	vs. Florida State	12/31/22
FT Made	3	4x, last at Clemson	1/14/23
Minutes	30	vs. Florida State	12/31/22

**PRODUCTION**

	Fr.	So.	Career
Double-figure points	--	2	2
Double-doubles	--	--	--
20-point games	--	--	--
Dunks	1	2	3
5+ rebounds	--	1	1
3+ assists	--	3	3
2+ steals	1	4	5
Three-point plays	--	3	3
Four-point plays	--	--	--

JAYLEN  
**BLAKES**

JUNIOR (2L) GUARD 6-2 204 SOMERSET, N.J. BLAIR ACADEMY

**CAREER**

- Two-time letterwinner for the Blue Devils
- Has played in a total of 53 games, including two starts as a sophomore
- Averaged career highs in minutes, points and rebounds during his sophomore season
- One of six Duke student-athletes that participated in the ACC's 2023 Unity Tour in Washington, D.C.
- Competed for USA East Coast Basketball in the summer of 2022 on an overseas tour in Barcelona with other U.S. collegiate players

**2022-23 (SOPHOMORE)**

- Named to All-ACC Academic Men's Basketball Team
- Recipient of both the Glenn E. "Ted" Mann Award, given to the reserve who most contributed to team morale, and the Dr. Deryl Hart Award for the team's top scholar athlete
- Appeared in 32 games and made the first two starts of his career -- both coming in ACC play versus Florida State and NC State
- Averaged 3.3 points for the season with 39 assists and a 2.05 assist-turnover ratio
- Scored five or more points in 11 different games and has multiple assists on 10 occasions, including a career-high five vs. Boston College (12/3)
- Had a career game at Wake Forest off the bench, logging career bests in points (17), field goals (six) and steals (three) while playing 25 minutes
- Made his first career start in next two games following Wake -- against Florida State (12/31) and NC State (1/4)
- Scored 17 points for the second consecutive game against the Seminoles, connecting on a career-high four three-pointers and logging a career-high 30 minutes
- Scored eight points in Duke's season-opening win over Jacksonville (11/7) while playing 21 minutes
- Tallied nine points against Delaware (11/18), including 2-for-3 from beyond the arc
- Played a then-career-high 25 minutes in Duke's win against Xavier in Portland (11/25)
- Grabbed a career-high five rebounds against Clemson (1/14)
- Sustained a broken nose in practice before the Miami game on 1/21 and played the remainder of the regular season while wearing a custom-3D printed mask

**2021-22 (FRESHMAN)**

- Appeared in 21 games, averaging 1.0 points and 0.7 rebounds
- Made career debut against No. 10 Kentucky (11/9)
- Scored three points with an assist and a rebound versus Gardner-Webb (11/16)
- Had three points and three boards in five minutes against The Citadel (11/22)
- Recorded three points, two rebounds and two assists in season-high 18 minutes versus SC State (12/18)
- Had a steal and an assist in five minutes of action against Syracuse (1/22)
- Netted five points on 2-of-3 from the field at Syracuse (2/26)

**HIGH SCHOOL**

- A four-star combo guard
- Ranked as the No. 89 overall player in the ESPN 100
- The No. 2 rated player in the state of New Jersey by ESPN
- Averaged 18.2 points, 4.0 rebounds and 3.5 assists per game as a junior at Blair Academy
- Helped lead Blair to the Mid-Atlantic Prep League title and NJISAA Prep "A" State Championship in 2018-19 alongside former Blue Devil Keenan Worthington
- Came off the bench and scored a team-high 27 points in the state championship game
- Took part in the USA Basketball Men's Junior National Team minicamp in July of 2019
- Also competes for the NY Lightning on the AAU circuit
- Chose Duke over Texas, Georgetown and Stanford, among others
- Former Blue Devil and NBA All-Star Luol Deng played for Blair Academy in 2003

**PERSONAL**

- Full name is Jaylen Tomi Blakes
- Born on April 7, 2003 in Somerset, N.J.
- Son of Nikkia Blakes and Monroe Blakes
- Has a younger sister, Mikayla





BLAKES CAREER GAME-BY-GAME

MEET THE TEAM



2021-22 (FRESHMAN)

Opponent	FG	3FG	FT	O-D-R	PF	Pts	Ast	Turn	Blk	Stl	Min
vs. [10] Kentucky	0-1	0-1	0-0	0-0-0	0	0	0	0	0	0	3
Army West Point	1-4	0-2	0-0	0-0-0	1	2	1	1	0	1	6
Campbell	0-0	0-0	0-0	1-1-2	1	1	0	0	0	0	6
Gardner-Webb	1-3	1-2	0-0	1-0-1	2	3	1	1	0	0	11
Lafayette	0-0	0-0	0-0	0-3-3	0	0	1	2	0	0	7
The Citadel	1-2	1-2	0-0	1-2-3	0	3	0	0	0	0	5
vs. [1] Gonzaga	dnp										
at Ohio State	dnp										
South Carolina State	1-5	1-2	0-0	0-2-2	1	3	2	3	0	0	18
Appalachian State	1-1	1-1	0-0	1-0-1	0	3	0	0	0	0	2
Elon	1-3	0-1	0-0	0-0-0	0	2	2	0	0	2	10
Virginia Tech	dnp										
Georgia Tech	0-1	0-1	0-0	0-1-1	0	0	0	0	0	0	2
Miami	dnp										
at Wake Forest	dnp										
NC State	dnp										
at Florida State	dnp										
Syracuse	0-2	0-2	0-0	0-0-0	1	0	1	1	0	1	5
Clemson	0-0	0-0	0-0	0-0-0	0	0	0	0	0	0	2
at Louisville	dnp										
at Notre Dame	0-0	0-0	0-0	0-0-0	1	0	0	0	0	0	2
at North Carolina	0-1	0-0	0-0	0-0-0	1	0	0	0	0	0	3
Virginia	dnp										
at Clemson	0-0	0-0	0-0	0-0-0	0	0	0	0	0	0	1
at Boston College	0-0	0-0	0-1	0-0-0	2	0	0	0	0	0	1
Wake Forest	dnp										
Florida State	0-0	0-0	0-0	0-1-1	0	0	1	0	0	0	1
at Virginia	dnp										
at Syracuse	2-3	1-2	0-0	0-0-0	0	5	0	0	0	0	2
at Pittsburgh	0-1	0-1	0-0	0-1-1	0	0	0	0	0	0	4
North Carolina	dnp										
*vs. Syracuse	dnp										
*vs. Miami	dnp										
*vs. Virginia Tech	0-0	0-0	0-0	0-0-0	0	0	1	0	0	0	1
+vs. Cal State Fullerton	0-1	0-0	0-0	0-0-0	0	0	0	0	0	0	2
+vs. Michigan State	dnp										
+vs. [12] Texas Tech	dnp										
+vs. [17] Arkansas	dnp										
+vs. North Carolina	dnp										

^ - Game started  
 [] AP ranking  
 \* ACC Tournament game  
 + NCAA Tournament game

2022-23 (SOPHOMORE)

Opponent	FG	3FG	FT	O-D-R	PF	Pts	Ast	Turn	Blk	Stl	Min
Jacksonville	2-3	2-3	2-4	0-3-3	1	8	1	1	0	1	21
USC Upstate	2-4	1-1	1-2	0-2-2	2	6	0	0	1	2	20
vs. [6] Kansas	1-5	0-2	3-4	0-3-3	2	5	2	1	0	0	18
Delaware	3-6	2-3	1-2	2-1-3	1	9	4	0	0	1	18
Bellarmine	3-6	1-3	1-1	0-2-2	1	8	2	1	0	0	19
vs. Oregon State	0-3	0-2	0-0	0-0-0	2	0	1	0	1	0	17
vs. Xavier	1-5	0-1	3-3	0-2-2	1	5	1	1	0	1	25
vs. [24] Purdue	0-2	0-2	0-2	0-2-2	0	0	1	0	0	0	9
[25] Ohio State	1-5	0-2	0-0	0-1-1	1	2	4	0	0	2	15
Boston College*	1-3	0-1	0-0	0-1-1	3	2	5	0	0	1	23
vs. Iowa	0-3	0-1	0-0	1-1-2	0	0	0	2	0	0	9
UMES	1-2	1-2	3-4	1-1-2	1	6	1	2	1	1	23
at Wake Forest*	6-7	3-4	2-2	2-0-2	5	17	3	1	1	3	25
* Florida State*	6-11	4-6	1-2	0-1-1	3	17	3	1	0	1	30
* at Wake Forest*	1-3	0-1	0-0	1-1-2	3	2	0	3	0	1	17
at Boston College*	1-3	0-0	0-0	0-1-1	0	2	1	0	0	1	18
Pittsburgh	0-5	0-4	0-0	1-2-3	2	0	1	3	0	0	20
at Clemson*	1-4	0-0	3-5	1-4-5	2	5	2	2	1	1	19
[17] Miami*	0-0	0-0	0-0	0-0-0	0	0	1	0	0	0	5
at Virginia Tech*	0-0	0-0	0-0	0-0-0	1	0	0	0	0	0	5
at Georgia Tech*	1-3	0-0	1-1	0-2-2	2	3	2	0	1	2	13
Wake Forest*	0-0	0-0	0-0	0-0-0	2	0	0	0	0	0	8
North Carolina*	0-0	0-0	0-0	0-0-0	0	0	1	0	0	0	2
at [19] Miami*	1-4	1-3	2-3	1-2-3	1	5	2	3	0	0	17
at [8] Virginia*	0-0	0-0	0-0	0-0-0	0	0	0	0	0	0	0+
Notre Dame*	0-2	0-1	0-0	0-0-0	1	0	0	0	0	0	5
at Syracuse*	0-0	0-0	0-0	0-1-1	1	0	0	0	0	0	3
Louisville*	dnp										
Virginia Tech*	0-1	0-1	0-0	0-0-0	0	0	0	0	1	0	2
NC State*	dnp										
at North Carolina*	dnp										
vs. Pittsburgh+	1-3	0-1	1-2	0-2-2	2	3	1	1	0	0	11
vs. Miami+	dnp										
vs. Virginia+	0-0	0-0	0-0	0-0-0	0	0	0	0	0	0	0+
vs. Oral Roberts#	0-0	0-0	0-0	0-0-0	0	0	0	1	0	0	3
vs. Tennessee#	0-0	0-0	0-0	0-0-0	2	0	0	0	0	0	1

^ - Game started  
 [] AP ranking  
 \* ACC game  
 + ACC Tournament game  
 # NCAA Tournament game

CAREER STATISTICS

SEASON	GP-GS	Min	Avg	FG	Pct	3FG	Pct	FT	Pct	Reb	Avg	PF-FO	Ast	Turn	Blk	Stl	Pts	Avg
2021-22	21-0	94	4.5	8-28	.286	5-17	.294	0-1	.000	15	0.7	10-0	11	8	0	4	21	1.0
2022-23	32-2	422	13.2	33-93	.355	15-44	.341	24-37	.649	46	1.4	42-1	39	19	5	18	105	3.3
<b>Totals</b>	<b>53-2</b>	<b>516</b>	<b>9.7</b>	<b>41-121</b>	<b>.339</b>	<b>20-61</b>	<b>.328</b>	<b>24-38</b>	<b>.632</b>	<b>61</b>	<b>1.2</b>	<b>52-1</b>	<b>50</b>	<b>27</b>	<b>5</b>	<b>22</b>	<b>126</b>	<b>2.4</b>





52

**CAREER HIGHS**

Points	--	--	--
Rebounds	1	2x, last vs. USC Upstate	11/11/22
Assists	--	--	--
Steals	--	--	--
FG Made	--	--	--
3FG Made	--	--	--
FT Made	--	--	--
Minutes	2	vs. USC Upstate	11/11/22

**PRODUCTION**

	Fr.	Career
Double-figure points	--	--
Double-doubles	--	--
20-point games	--	--
Dunks	--	--
3+ 3-point field goals	--	--
5+ rebounds	--	--
2+ blocks	--	--
Three-point plays	--	--

**STANLEY  
BORDEN**

JUNIOR (2L) CENTER 7-0 241 ISTANBUL, TURKEY ISTANBUL INT'L COMMUNITY SCHOOL

**2022-23 (SOPHOMORE)**

- Played two minutes against USC Upstate (11/11), grabbing a defensive rebound

**2021-22 (FRESHMAN)**

- Made career debut against Lafayette (11/19), securing an offensive rebound in one minute of action

**HIGH SCHOOL**

- Played for the Portuguese U20 National Team during the FIBA European Group A Challenger in the summer of 2021, averaging 7.6 points, 6.2 rebounds, 1.2 assists and 1.0 steals
- Member of the Besiktas J.K. U18 team for two seasons
- As a freshman, led his high school varsity team to its first CEESA (Central-Eastern European Schools Association) Division A Championship
- Also played tennis in high school

**PERSONAL**

- Born October 7, 2002 in New York, N.Y.
- Joined the Duke men's basketball team as a walk-on in September 2021
- Son of Rozita and Scott Borden
- Has a sister Loreen
- His grandfather, Stanley Borden, played basketball at Mississippi State
- Holds dual citizenship in Portugal and played for the Portuguese U20 National Team











30

**CAREER HIGHS**

Points	29	at Virginia Tech	1/23/23
Rebounds	15	2x, last vs. Pittsburgh	1/11/23
Assists	5	vs. Miami	3/10/23
Steals	4	2x, last vs. Oral Roberts	3/16/23
Blocks	3	2x, last at Boston College	1/7/23
FG Made	9	2x, last vs. Notre Dame	2/14/23
3FG Made	4	2x, last vs. Pittsburgh	3/9/23
FT Made	11	vs. Pittsburgh	1/11/23
Minutes	38	2x, last vs. Tennessee	3/18/23

**PRODUCTION**

	Fr.	Career
Double-figure points	31	31
Double-doubles	16	16
20+ point games	6	6
Dunks	20	20
3+ 3-point field goals	3	3
5+ rebounds	33	33
3+ assists	5	5
2+ steals	12	12
2+ blocks	6	6
Three-point plays	15	15



KYLE  
**FILIPOWSKI**

SOPHOMORE (1L) CENTER 7-0 248 WESTTOWN, N.Y. WILBRAHAM & MONSON ACADEMY (MASS.)

**2022-23 (FRESHMAN)**

- Just the fourth player in conference history to be named ACC Rookie of the Year and ACC Tournament MVP in the same season -- and the second from Duke, joining Zion Williamson in 2019
- Named second-team All-ACC, a member of the ACC All-Freshman Team and an All-ACC Academic selection
- Kyle Macy National Freshman of the Year and an honorable mention All-America selection by the Associated Press
- Named to the All-District Team by both the USBWA and NABC
- Led the Blue Devils in scoring and rebounding, averaging 15.1 points and 8.9 rebounds, while starting all 36 games
- Posted 16 double-doubles to lead all Division I freshmen nationally
- Finished 17th in the ACC in scoring, fifth in rebounding, 14th in field goal percentage (.441) and 12th in steals (1.31)
- His 16 double-doubles were tied for second most by a Duke freshman all-time, while his 322 rebounds were tied for the third and his 8.9 rebound average was tied for fourth
- Became the first freshman in program history to record a double-double in the first three games of his career -- capping the stretch with a 17-point, 14-rebound effort against Kansas
- Named ACC Rookie of the Week in four consecutive weeks to begin the season, becoming the first player in ACC history to start a season with four consecutive Rookie of the Week awards
- Finished the year with an ACC-leading nine Rookie of the Week honors
- Scored a then-career-high 19 points while also grabbing a career-high 15 rebounds against Oregon State, his fourth double-double of the season
- Swiped a career-high four steals in wins over Xavier (11/25) and in the NCAA Tournament over Oral Roberts (3/16)
- The only Blue Devil in 2022-23 to score in double-figures in the first 12 games of the season, before having his streak snapped with nine points against Wake Forest (12/20)
- Blocked three shots at Boston College (1/3) and also knocked down two go-ahead free throws with 12 seconds remaining to help Duke secure the road ACC victory, 65-64
- Led Duke to a comeback victory against Pitt (1/11) with 28 points and 15 rebounds, while setting new career highs in free throws made (11) and minutes played (35)
- Scored 16 points in the second half against the Panthers, the most by a Blue Devil in the second half in 2022-23
- Secured his 10th double-double of the season against Virginia Tech (1/23) with a career-high 29 points along with 10 boards
- Matched a career high with nine field goals en route to a team-high 22 points against Notre Dame (2/14)
- Finished the regular season with his 14th double-double -- a monster 22-point, 13-rebound effort in Duke's win over North Carolina (3/4)
- Averaged 19.6 points in the ACC Tournament -- including 20-point efforts against Pitt and Miami, and double-doubles against Miami and Virginia -- on his way to ACC Tournament MVP honors
- Shot 24-of-36 (.750) from the field in the ACC Tournament
- Recorded his 31st double-digit scoring effort with 13 points and eight rebounds against Tennessee in the second round of the NCAA Tournament

**HIGH SCHOOL**

- A five-star center out of Wilbraham & Monson Academy in Wilbraham, Mass.
- Ranked as the No. 10 overall player and No. 2 at the center position (behind fellow Duke signee Dereck Lively II) in ESPN 100's class of 2022 rankings
- The second-highest rated player from the state of New York in his class
- Named to the 2022 Naismith National High School Boys Basketball All-America first team after his senior season
- Named the Massachusetts Boys Basketball Gatorade Player of the Year as a junior in 2020-21
- Averaged 19.1 points, 10.8 rebounds, 3.2 assists, 2.0 steals and 1.4 blocks per game as a senior
- Competed for NY Renaissance on Nike EYBL circuit, averaging 13.0 points and 8.2 rebounds in eight games
- Named to the 2021 USA Basketball 3x3 U18 World Cup, where he led the Americans to the gold medal
- Led Wilbraham & Monson to the 2020 New England Prep School Athletic Council Class AA championship and was named tournament MVP
- Held a 4.02 cumulative grade point average in high school
- Received a Magna Cum Laude Award for Academic Excellence
- Also played baseball and water polo
- Committed to Duke on July 29, 2021
- Chose the Blue Devils over Syracuse and Ohio State, among others

**PERSONAL**

- Full name is Kyle Jarred Filipowski
- Born on November 7, 2003 in Middletown, N.Y.
- Wears No. 30 at Duke -- selecting that number as it was the number worn by head coach Jon Scheyer when he played at Duke
- Son of David (Dave) and Rebecca (Becky) Filipowski
- Father, Dave, played on the men's basketball team at Slippery Rock University from 1979-81
- Mother, Becky, played on the women's basketball team at Long Beach State from 1982-84
- Has three brothers, Daniel, Taylor and Matthew
- Twin brother, Matthew, is a sophomore on the Harvard men's basketball team in 2023-24
- Uncle, Randall Hagerdon, played on the men's basketball team at Boston College from 1989-91
- Aunt, Beverly Hagerdon, played on the women's basketball team at Dartmouth from 1984-88



FILIPOWSKI CAREER GAME-BY-GAME

MEET THE TEAM

2022-23 (FRESHMAN)

Opponent	FG	3FG	FT	O-D-R	PF	Pts	Ast	Turn	Blk	Stl	Min
^ Jacksonville	4-8	2-5	0-0	2-10-12	2	10	3	3	2	0	25
^ USC Upstate	4-11	0-1	7-8	3-7-10	0	15	2	0	1	2	21
^ vs. [6] Kansas	6-18	1-6	4-4	6-8-14	3	17	1	3	1	1	33
^ Delaware	7-13	2-5	2-3	1-7-8	2	18	0	3	3	1	25
^ Bellarmine	4-8	3-5	7-8	4-4-8	2	18	2	2	0	0	20
^ vs. Oregon State	5-13	1-5	8-9	5-10-15	2	19	1	1	0	1	31
^ vs. Xavier	4-10	1-2	3-4	0-4-4	2	12	1	2	1	4	33
^ vs. [24] Purdue	5-11	2-4	2-3	2-3-5	5	14	0	2	1	1	31
^ [25] Ohio State	6-11	0-0	4-6	3-4-7	4	16	2	2	0	3	30
^ Boston College*	4-10	1-3	4-4	2-8-10	1	13	1	2	0	1	26
^ vs. Iowa	5-15	1-4	1-3	4-6-10	1	12	1	2	0	1	25
^ UMS	6-11	0-2	2-2	3-4-7	1	14	2	1	1	3	25
^ at Wake Forest*	4-14	0-6	1-3	1-4-5	4	9	2	4	1	0	27
^ Florida State*	3-4	0-1	0-0	1-4-5	4	6	2	1	0	0	18
^ at NC State*	4-10	0-2	6-8	1-7-8	3	14	0	3	0	0	27
^ at Boston College*	5-14	0-2	5-5	4-5-9	2	15	2	5	3	2	32
^ Pittsburgh*	8-14	1-4	11-13	4-11-15	2	28	2	4	1	1	35
^ at Clemson*	8-22	1-5	1-3	5-9-14	5	18	0	4	1	0	35
^ [17] Miami*	5-12	1-3	6-8	5-9-14	2	17	2	0	1	2	34
^ at Virginia Tech*	9-17	4-8	7-9	3-7-10	3	29	2	1	1	2	34
^ at Georgia Tech*	6-9	1-3	5-6	0-7-7	1	18	2	3	2	1	26
^ Wake Forest*	6-14	1-4	3-5	0-11-11	3	16	1	5	1	0	38
^ North Carolina*	4-14	1-3	5-7	3-4-7	3	14	0	3	2	1	35
^ at [19] Miami*	4-12	1-4	0-0	5-4-9	3	9	2	3	0	3	28
^ at [8] Virginia*	0-6	0-1	0-2	1-5-6	3	0	1	5	1	0	30
^ Notre Dame*	9-16	0-3	4-4	0-6-6	3	22	3	2	1	0	31
^ at Syracuse*	5-11	2-3	2-2	3-8-11	1	14	3	2	0	2	31
^ Louisville*	5-7	1-2	2-3	4-3-7	1	13	3	3	0	1	23
^ Virginia Tech*	3-7	0-2	6-7	0-3-3	4	12	2	2	0	2	23
^ NC State*	2-11	0-3	7-9	5-9-14	4	11	1	2	0	1	32
^ at North Carolina*	7-17	1-4	7-8	5-8-13	2	22	1	3	2	1	35
^ vs. Pittsburgh+	8-10	4-6	2-2	0-0-0	2	22	1	0	0	1	16
^ vs. Miami+	8-9	1-2	0-0	2-9-11	4	17	5	3	0	0	32
^ vs. Virginia+	8-17	1-5	3-5	1-9-10	3	20	1	1	0	3	34
^ vs. Oral Roberts#	2-7	0-1	2-4	2-7-9	2	6	2	2	0	4	26
^ vs. Tennessee#	6-16	0-5	1-2	0-8-8	4	13	1	4	0	1	38

^ - Game started  
 [ ] AP ranking  
 \* ACC game  
 + ACC Tournament game  
 # NCAA Tournament game



CAREER STATISTICS

SEASON	GP-GS	Min	Avg	FG	Pct	3FG	Pct	FT	Pct	Reb	Avg	PF-FO	Ast	Turn	Blk	Stl	Pts	Avg
2022-23	36-36	1047	29.1	189-429	.441	35-124	.282	130-170	.765	322	8.9	93-2	56	89	26	47	543	15.1
Total	36-36	1047	29.1	189-429	.441	35-124	.282	130-170	.765	322	8.9	93-2	56	89	26	47	543	15.1





55

# SPENCER HUBBARD

SENIOR (2L)    GUARD    5-8    157    LOS ANGELES, CALIF.    HARVARD WESTLAKE

## CAREER

- A two-year walk-on who was awarded with a scholarship prior to the 2023-24 season

## 2022-23 (JUNIOR)

- Recorded first career steal in Duke's win against USC Upstate (11/11) while playing a career-high five minutes against the Spartans

## 2021-22 (SOPHOMORE)

- Made career debut against Lafayette (11/19)
- Grabbed first career rebound in two minutes of action versus SC State (12/14)
- Knocked down a free throw for first career point against Elon (12/18)

## 2020-21 (FRESHMAN)

- Was a member of Duke's practice squad his freshman year before earning a walk-on spot as a sophomore

## HIGH SCHOOL

- Played four years of varsity basketball, and was a three-year starter, at Harvard Westlake
- Earned Open Division All-CIF honors as a senior
- Was a three-time All-Mission League selection -- honorable mention as a sophomore and second-team as both a junior and senior
- Averaged 13.0 points and 4.0 assists as a senior, with career averages of 11.6 points and 3.0 assists
- Helped lead Harvard Westlake to Mission League titles as both a junior and senior, after winning the CIF Division I title his freshman year

## PERSONAL

- Born April 30, 2001 in Los Angeles, Calif.
- Son of Beth and Michael Hubbard
- Has a brother Ryan
- His mother, Beth, attended Duke University
- His uncle, Joe Hubbard, has spent time on the football staffs at USC, UNLV and the Los Angeles Rams

## CAREER HIGHS

Points	1	vs. Elon	12/18/21
Rebounds	1	vs. SC State	12/14/21
Assists	--	--	--
Steals	1	vs. USC Upstate	11/11/22
FG Made	--	--	--
3FG Made	--	--	--
FT Made	1	vs. Elon	12/18/21
Minutes	5	vs. USC Upstate	11/11/22

## PRODUCTION

	So.	Jr.	Career
Double-figure points	--	--	--
Double-doubles	--	--	--
20+ point games	--	--	--
Dunks	--	--	--
3+ 3-point field goals	--	--	--
5+ rebounds	--	--	--
2+ blocks	--	--	--
Three-point plays	--	--	--





HUBBARD CAREER GAME-BY-GAME

MEET THE TEAM

2021-22 (SOPHOMORE)

Opponent	FG	3FG	FT	O-D-R	PF	Pts	Ast	Turn	Blk	Stl	Min
vs. [10] Kentucky	dnp										
Army West Point	dnp										
Campbell	dnp										
Gardner-Webb	dnp										
Lafayette	0-0	0-0	0-0	0-0-0	0	0	0	0	0	0	1
The Citadel	dnp										
vs. [1] Gonzaga	dnp										
at Ohio State	dnp										
South Carolina State	0-0	0-0	0-0	0-1-1	0	0	0	0	0	0	2
Appalachian State	dnp										
Elon	0-0	0-0	1-2	0-0-0	1	1	0	0	0	0	3
Virginia Tech *	dnp										
Georgia Tech *	dnp										
Miami *	dnp										
at Wake Forest *	dnp										
NC State *	dnp										
at Florida State *	dnp										
Syracuse *	dnp										
Clemson *	dnp										
at Louisville *	dnp										
at Notre Dame *	dnp										
at North Carolina *	dnp										
Virginia *	dnp										
at Clemson *	dnp										
at Boston College *	dnp										
Wake Forest *	dnp										
Florida State *	dnp										
at Virginia *	dnp										
at Syracuse *	dnp										
at Pittsburgh *	dnp										
North Carolina *	dnp										
vs. Syracuse +	dnp										
vs. Miami +	dnp										
vs. Virginia Tech +	dnp										
vs. Cal State Fullerton #	dnp										
vs. Michigan State #	dnp										
vs. [12] Texas Tech #	dnp										
vs. [17] Arkansas #	dnp										
vs. North Carolina #	dnp										

[ ] AP ranking  
\* ACC game  
+ ACC Tournament game  
# NCAA Tournament game

2022-23 (JUNIOR)

Opponent	FG	3FG	FT	O-D-R	PF	Pts	Ast	Turn	Blk	Stl	Min
Jacksonville	dnp										
USC Upstate	0-1	0-1	0-0	0-0-0	1	0	0	2	0	1	5
vs. [6] Kansas	dnp										
Delaware	dnp										
Bellarmine	dnp										
vs. Oregon State	dnp										
vs. Xavier	dnp										
vs. [24] Purdue	dnp										
[25] Ohio State	dnp										
Boston College*	dnp										
vs. Iowa	dnp										
UMES	0-0	0-0	0-0	0-0-0	0	0	0	0	0	0	2
at Wake Forest*	dnp										
Florida State*	dnp										
at NC State*	dnp										
at Boston College*	dnp										
Pittsburgh*	dnp										
at Clemson*	dnp										
[17] Miami*	dnp										
at Virginia Tech*	dnp										
at Georgia Tech*	dnp										
Wake Forest*	dnp										
North Carolina*	dnp										
at [19] Miami*	dnp										
at [8] Virginia*	dnp										
Notre Dame*	dnp										
at Syracuse*	dnp										
Louisville*	dnp										
Virginia Tech*	dnp										
NC State*	dnp										
at North Carolina*	dnp										
vs. Pittsburgh+	0-1	0-0	0-0	0-1-1	1	0	0	0	0	0	2
vs. Miami+	dnp										
vs. Virginia+	dnp										
vs. Oral Roberts#	dnp										
vs. Tennessee#	dnp										

^- Game started  
[ ] AP ranking  
\* ACC game  
+ ACC Tournament game  
# NCAA Tournament game



CAREER STATISTICS

SEASON	GP-GS	Min	Avg	FG	Pct	3FG	Pct	FT	Pct	Reb	Avg	PF-FO	Ast	Turn	Blk	Stl	Pts	Avg
2021-22	3-0	6	2.0	0-0	.000	0-0	.000	1-2	.500	1	0.3	1-0	0	0	0	0	1	0.3
2022-23	3-0	9	3.0	0-2	.000	0-1	.000	0-0	.000	1	0.3	2-0	0	2	0	1	0	0.0
<b>Total</b>	<b>6-0</b>	<b>15</b>	<b>2.5</b>	<b>0-2</b>	<b>.000</b>	<b>0-1</b>	<b>.000</b>	<b>1-2</b>	<b>.500</b>	<b>2</b>	<b>0.3</b>	<b>3-0</b>	<b>0</b>	<b>2</b>	<b>0</b>	<b>1</b>	<b>1</b>	<b>0.2</b>





25

**CAREER HIGHS**

Points	18	vs. Jacksonville	11/7/22
Rebounds	9	vs. Pittsburgh	1/11/23
Assists	5	at Syracuse	2/18/23
Steals	2	4x, last at Louisville	2/20/23
Blocks	3	at Boston College	1/7/23
FG Made	7	vs. Jacksonville	11/7/22
3FG Made	2	5x, last vs. Notre Dame	2/14/23
FT Made	6	2x, last vs. Pittsburgh	1/11/23
Minutes	38	at North Carolina	3/4/23

**PRODUCTION**

	<i>Fr.</i>	<i>Career</i>
Double-figure points	16	16
Double-doubles	--	--
20-point games	--	--
Dunks	25	25
5+ rebounds	18	18
3+ assists	5	5
2+ blocks	2	2
Three-point plays	10	10

MARK  
**MITCHELL**

SOPHOMORE (1L) FORWARD 6-9 232 KANSAS CITY, KAN. SUNRISE CHRISTIAN

**2022-23 (FRESHMAN)**


- Awarded the Pagluica Family Coach's Award, given to the player that best exemplified the commitment and values of Duke Basketball
- Averaged 9.1 points and 4.5 rebounds as a freshman, starting in all 35 of his appearances while missing just one game in 2022-23
- Was the team's fourth leading scorer and third leading field goal shooter at .469 -- his 114 field goals were also fourth on the team
- Of his 16 double-digit scoring efforts, six came over the final eight games he played
- In ACC play, upped his averages to 9.2 points, 4.9 rebounds and a .478 field goal percentage
- One of the nation's best defensive players, ranked in the 94th percentile in defensive metrics as a freshman
- Registered his career-high 18 points in the season-opening win over Jacksonville, and poured in 17 points twice in wins over Iowa (12/6) and Virginia Tech (2/25)
- Had a knack for winning plays as a freshman -- secured Duke's victory at North Carolina with a pair of physical defensive rebounds in traffic in the game's closing seconds ... knocked down a clutch corner three with 11 seconds remaining to secure the Notre Dame win (2/14) and his chase-down block in the closing seconds at Boston College (1/7) sealed a 65-64 win
- Finished two points shy of his career-high in the Xavier win, ending with 16 points along with tying his then-career-high of five rebounds
- Had a team-high 15 points on 6-of-7 shooting (.857) in Duke's ACC opener against Boston College
- Went 6-of-8 overall while also going 5-for-5 from the free throw line in Duke's win over Iowa, finishing with 17 points
- Set a new career high with 33 minutes played against Wake Forest while scoring 14 points on 4-of-8 shooting
- Swatted away a career-best two shots against Florida State
- Finished with a career-high four offensive rebounds against NC State
- Played a career-high 35 minutes at Boston College while scoring 14 points on 4-of-6 shooting (.667), making a career-high six free throws (6-of-7) and blocking a career-high three shots
- Matched those career-highs in minutes and free throws made in Duke's next game against Pitt while setting a new career-high for rebounds with nine
- Dished a career-high four assists at Georgia Tech and scored in double-figures for the 10th time with 11 points
- Recorded his 10th career game of 5+ rebounds with eight boards against Wake Forest
- Finished one board shy of matching his career high after reeling in eight rebounds at No. 8 Virginia
- Made two three-pointers against Notre Dame, including one with 11.0 seconds remaining to put Duke ahead by four
- In Duke's 77-55 win over Syracuse, logged a career-high five assists with no turnovers while scoring eight points on 4-of-8 shooting and swiping two steals
- Scored 11 first-half points against Louisville, finishing as one of five Blue Devils in double-figures with 13 on 5-of-8 shooting
- Scored 17 points on 6-of-8 shooting against Virginia Tech and led the team in rebounds (8) for the first time in his career
- Played a career-high 38 minutes at North Carolina, finishing with 10 points on 4-of-8 shooting
- Scored 14 points with five rebounds in the win over Miami in the ACC Tournament semifinals
- His only missed game of the season came versus Tennessee in the NCAA Tournament second round, as a knee injury held him out of action

**HIGH SCHOOL**

- A four-star power forward out of Sunrise Christian Academy in Bel Aire, Kan.
- Ranked as the No. 26 overall player and No. 3 at his position in the ESPN 100 class of 2022 rankings
- The second-highest rated player from the state of Kansas in his class
- Scored a game-high 19 points in 2022 McDonald's All-American Game
- Averaged 17.6 points on .487 field goal shooting with 6.3 rebounds per game as a senior in 2021-22
- Named to Sports Illustrated All-America Second Team in his senior season
- Competed for KC Run GMC on the Under Armour Association circuit
- Participated in the USA Basketball Men's Junior National Team mini-camp in the summer of 2019
- Committed to Duke on December 10, 2021
- Chose the Blue Devils over Kansas, Missouri and North Carolina, among others

**PERSONAL**

- Born on September 1, 2003 in Kansas City, Kan.
- Son of Betty and Mark Mitchell
- Has two brothers, Brandon and Dominik, and two sisters Jasmine and Martayah





MITCHELL CAREER GAME-BY-GAME

MEET THE TEAM



**2022-23 (FRESHMAN)**

Opponent	FG	3FG	FT	O-D-R	PF	Pts	Ast	Turn	Blk	Stl	Min
^ Jacksonville	7-14	2-5	2-2	1-0-1	1	18	2	0	1	1	1
^ USC Upstate	6-10	1-1	0-0	1-6-7	0	13	3	1	0	1	24
^ vs. [6] Kansas	3-7	0-0	1-2	2-3-5	3	7	0	3	0	0	31
^ Delaware	4-6	0-0	4-4	2-1-3	1	12	1	2	0	1	23
^ Bellarmine	3-6	2-4	0-0	2-1-3	1	8	3	1	1	1	21
^ vs. Oregon State	0-4	0-2	1-2	0-0-0	0	1	0	0	0	0	11
^ vs. Xavier	6-11	1-2	3-4	1-4-5	0	16	0	0	1	0	31
^ vs. [24] Purdue	1-6	0-2	0-0	1-2-3	0	2	1	2	0	0	25
^ [25] Ohio State	1-3	1-2	0-0	0-2-2	2	3	1	2	1	0	16
^ Boston College*	6-7	2-2	1-3	1-2-3	0	15	1	1	1	0	22
^ vs. Iowa	6-8	0-1	5-5	0-5-5	0	17	2	1	1	0	29
^ UMES	1-3	0-0	0-0	2-2-4	0	2	2	3	0	0	16
^ at Wake Forest*	4-8	2-3	4-5	0-4-4	1	14	1	1	0	1	33
^ Florida State*	3-6	1-2	1-2	2-1-3	0	8	2	3	2	0	28
^ at NC State*	3-6	0-0	0-2	4-2-6	0	6	3	2	1	1	26
^ at Boston College*	4-6	0-0	6-7	1-5-6	2	14	0	2	3	0	35
^ Pittsburgh*	2-9	0-2	6-6	4-5-9	1	10	1	4	0	1	35
^ at Clemson*	4-8	0-1	0-0	2-0-2	3	8	0	1	0	1	28
^ [17] Miami*	1-4	0-0	0-1	1-4-5	2	2	0	2	0	1	20
^ at Virginia Tech*	3-6	1-2	1-2	0-1-1	3	8	2	2	1	0	32
^ at Georgia Tech*	4-10	0-1	3-5	1-5-6	1	11	4	2	0	0	26
^ Wake Forest*	1-5	0-1	3-4	1-7-8	0	5	1	1	0	2	33
^ North Carolina*	2-5	0-0	2-3	2-6-8	1	6	1	1	0	0	28
^ at [19] Miami*	2-8	0-1	1-1	1-2-3	0	5	0	1	1	2	24
^ at [8] Virginia*	1-4	0-2	1-2	1-7-8	4	3	0	2	1	1	27
^ Notre Dame*	2-4	2-3	2-2	0-2-2	0	8	0	0	0	0	15
^ at Syracuse*	4-8	0-1	0-0	1-1-2	1	8	5	0	1	2	27
^ Louisville*	5-8	0-1	3-3	2-2-4	0	13	1	0	1	2	32
^ Virginia Tech*	6-8	1-1	4-4	2-6-8	2	17	0	0	1	1	32
^ NC State*	3-6	1-3	5-6	1-4-5	1	12	0	2	0	0	34
^ at North Carolina*	4-8	1-1	1-2	0-4-4	0	10	0	0	0	1	38
^ vs. Pittsburgh+	4-8	0-3	4-4	2-3-5	2	12	1	0	0	1	27
^ vs. Miami+	4-9	1-2	5-8	1-4-5	1	14	0	2	0	1	34
^ vs. Virginia+	0-3	0-1	2-2	2-4-6	1	2	3	0	0	0	29
^ vs. Oral Roberts#	4-11	0-2	0-0	3-4-7	1	8	1	1	0	0	30
vs. Tennessee#	dnp										

^ - Game started  
 [ ] AP ranking  
 \* ACC game  
 + ACC Tournament game  
 # NCAA Tournament game



CAREER STATISTICS

SEASON	GP-GS	Min	Avg	FG	Pct	3FG	Pct	FT	Pct	Reb	Avg	PF-FO	Ast	Turn	Blk	Stl	Pts	Avg
2022-23	35-35	948	27.1	114-243	.469	19-54	.352	71-93	.763	158	4.5	35-0	42	46	18	22	318	9.1
Total	35-35	948	27.1	114-243	.469	19-54	.352	71-93	.763	158	4.5	35-0	42	46	18	22	318	9.1



5

**CAREER HIGHS**

Points	17	2x, last vs. Wake Forest	1/31/23
Rebounds	10	vs. Delaware	11/18/22
Assists	10	vs. Pittsburgh	3/9/23
Steals	2	4x, last vs. Tennessee	3/18/23
Blocks	2	vs. Bellarmine	11/21/22
FG Made	7	vs. Purdue	11/27/22
3FG Made	4	vs. Louisville	2/20/23
FT Made	8	vs. NC State	2/28/23
Minutes	42	at Virginia	2/11/23

**PRODUCTION**

	Fr.	Career
Double-figure points	18	18
Double-doubles	2	2
20+ point games	--	--
3+ assists	20	20
2+ steals	4	4
3+ 3-point field goals	4	4
5+ rebounds	6	6
2+ blocks	1	1

# TYRESE PROCTOR

SOPHOMORE (1L) CAPTAIN GUARD 6-5 183 SYDNEY, AUSTRALIA NBA GLOBAL ACADEMY

**2023-24 (SOPHOMORE)**

- Selected as one of three team captains for the 2023-24 season, joining senior Jeremy Roach and graduate student Ryan Young
- Just the fourth sophomore captain in Duke's basketball history, joining Tre Jones in 2020 and Greg Paulus and Josh McRoberts in 2007

**2022-23 (FRESHMAN)**

- ACC All-Freshman Team selection
- One of four Blue Devils to play in all 36 games and finished as the team's third leading scorer at 9.4 points with a team-leading 119 assists
- Started 34 games, including each of the final 21 games of the season
- Posted a 2.05 assist-turnover ratio that trailed only five other freshmen nationally and only two from power conferences
- His team-leading A/T ratio ranked eighth overall in the ACC and was the fifth best by a Duke freshman all-time
- Over the final 18 games, his A/T ratio was 2.41
- Led the team in free throw percentage at .871, making 61-of-70 for the season
- His 47 three-point field goals led the team
- Averaged 9.8 points while starting 18 of 20 games in ACC play
- Turned it on late in the season, with seven of his 18 double-digit scoring efforts coming over the final nine games
- Recorded a pair of double-doubles, with 13 points and a career-high 10 rebounds against Delaware (11/18) and 11 points with a career-high 10 assists in a win over Pitt in the ACC Tournament quarterfinals (3/9)
- Had a breakout game against Delaware, logging a 13-point, 10-rebound double-double while also dishing four assists
- Scored a then-career-high 16 points on 7-of-13 shooting against Purdue (11/27) while also tying for a team-high five rebounds against the Boilermakers
- Followed up the Purdue outing with 12 points, including 6-of-6 from the free throw line in a win over Ohio State (11/30)
- Scored a team-high 15 points against UMES (12/10) on 5-of-9 shooting
- Handled starting point guard duties in place of junior Jeremy Roach (toe injury) for games at BC (1/7), vs. Pitt (1/11) and at Clemson (1/14)
- Dished five assists with no turnovers against Pitt (1/11) and scored in double-figures for the first time in ACC play with 14
- Poured in a career-high 17 points at Clemson (1/14), while playing a then career-high 32 minutes -- also had five assists vs. the Tigers
- Finished with seven assists at Virginia Tech (1/23) -- then a career high -- and followed that in the next game at Georgia Tech (1/28) with eight -- had just one turnover over that two-game stretch
- Played a then-career-high 38 minutes in the win over North Carolina (2/4) with 11 points, seven rebounds and five assists
- Logged a game-high and career-high 42 minutes in Duke's overtime loss at No. 8 Virginia (2/11), scoring 14 points on 6-of-12 shooting
- Had a team-high six assists in a win at Syracuse (2/18) to go with eight points
- Hit a season-best 4-of-8 from three-point range for 12 points in 35 minutes in a win over Louisville (2/20)
- Posted another 12-point effort, including 8-of-9 from the free throw line in a win over NC State (2/28)
- Recorded his second career double-double with 11 points and 10 assists in the ACC quarterfinals vs. Pitt
- His 10 assists were tied for the third most by a Blue Devil in the ACC Tournament and most since 11 by Trevon Duval in the 2018 quarterfinals
- Poured in a team-high 16 points on 6-of-13 shooting along with a game-high six assists and two steals against Tennessee in the second round of the NCAA Tournament
- Named to the preseason watch list for the Jerry West Shooting Guard of the Year Award

**BEFORE DUKE**

- A five-star guard who was originally committed to Duke for the 2023 class
- Announced his decision to reclassify in June 2022 to play for the Blue Devils for the 2022-23 season
- Attended the NBA Global Academy branch in Canberra, Australia
- Starred in the 2021 Australian Under-20 Championships where he averaged 13.8 points and 4.4 assists while competing as one of the youngest players at the event
- Also helped lead the New South Wales Metro Under-18 team to a fourth-place finish at the 2018 U-18 Championships, averaging 18.6 points and 3.1 assists
- Participated in the 2022 Nike Hoop Summit this past April as a member of the World Team, playing against fellow Duke signees Kyle Filipowski, Dereck Lively II and Dariq Whitehead
- Chose Duke over offers from Arizona, Arizona State, Oklahoma and Tennessee
- Also played soccer in high school

**PERSONAL**

- Born Tyrese Darnell Proctor on April 1, 2004 in Sydney, Australia
- One of 14 known foreign-born Blue Devils, including one of three from Australia (Jack White, who played from 2016-20 and Kyrie Irving, who played in 2010)
- Son of Melissa and Roderick Proctor
- Has a sister, Kaila
- His father, Roderick, played basketball at Mississippi College in Clinton, Miss.





PROCTOR CAREER GAME-BY-GAME

MEET THE TEAM

2022-23 (FRESHMAN)

Opponent	FG	3FG	FT	O-D-R	PF	Pts	Ast	Turn	Blk	Stl	Min
^ Jacksonville	0-8	0-4	2-2	0-4-4	1	2	2	2	0	1	26
^ USC Upstate	1-4	0-1	1-2	1-3-4	2	3	3	0	0	1	19
^ vs. [6] Kansas	3-9	1-5	2-2	1-2-3	2	9	3	3	0	0	28
^ Delaware	5-10	1-2	2-2	0-10-10	0	13	4	2	0	1	25
^ Bellarmine	2-9	2-9	0-0	0-8-8	2	6	2	1	2	0	31
^ vs. Oregon State	1-7	1-6	2-2	1-1-2	3	5	0	1	0	0	30
^ vs. Xavier	0-2	0-1	0-0	0-1-1	2	0	2	2	0	0	18
^ vs. [24] Purdue	7-13	0-4	2-2	1-4-5	1	16	3	1	0	0	36
^ [25] Ohio State	2-8	2-3	6-6	1-2-3	3	12	1	0	0	0	27
^ Boston College*	3-6	1-4	2-2	1-1-2	2	9	3	2	1	0	24
^ vs. Iowa	3-6	1-3	1-2	0-1-1	4	8	3	0	0	1	29
^ UMES	5-9	2-4	3-3	2-0-2	1	15	2	4	0	1	26
^ at Wake Forest*	2-7	1-5	1-2	1-2-3	1	6	1	1	0	2	24
Florida State*	1-4	0-1	2-2	0-1-1	3	4	3	0	0	0	21
at NC State*	2-5	0-1	1-2	0-3-3	2	5	1	4	0	0	21
^ at Boston College*	2-10	2-5	0-0	1-2-3	0	6	3	2	0	0	33
^ Pittsburgh*	4-9	1-4	5-5	0-0-0	4	14	5	0	0	0	27
^ at Clemson*	5-15	2-9	5-6	2-3-5	1	17	1	3	0	0	37
^ [17] Miami*	4-9	3-7	0-1	0-2-2	1	11	2	1	0	0	30
^ at Virginia Tech*	4-12	2-6	0-0	2-2-4	1	10	7	1	1	1	31
^ at Georgia Tech*	3-6	1-3	0-0	0-0-0	1	7	8	0	0	0	27
^ Wake Forest*	6-11	3-7	2-2	1-4-5	3	17	2	4	0	1	31
^ North Carolina*	5-13	1-2	0-0	0-7-7	3	11	5	3	1	2	38
^ at [19] Miami*	1-5	1-3	0-0	0-0-0	1	3	1	5	0	1	19
^ at [8] Virginia*	6-12	2-5	0-0	0-4-4	0	14	4	3	0	0	42
^ Notre Dame*	2-6	0-1	2-2	0-3-3	1	6	4	2	0	1	35
^ at Syracuse*	3-5	2-4	0-0	0-2-2	3	8	6	3	0	1	30
^ Louisville*	4-13	4-8	0-0	0-4-4	3	12	3	0	0	1	35
^ Virginia Tech*	4-7	2-5	0-0	1-3-4	1	10	4	2	0	1	32
^ NC State*	2-8	0-3	8-9	0-3-3	0	12	1	3	0	0	33
^ at North Carolina*	4-10	0-1	5-7	1-1-2	1	13	3	1	0	0	32
^ vs. Pittsburgh+	4-6	3-5	0-0	0-3-3	2	11	10	1	0	2	27
^ vs. Miami+	5-8	3-5	2-2	0-3-3	0	15	5	2	0	1	36
^ vs. Virginia+	1-6	1-3	2-2	0-2-2	2	5	3	0	0	0	33
^ vs. Oral Roberts#	3-11	1-3	0-0	0-3-3	2	7	3	0	0	1	26
^ vs. Tennessee#	6-13	1-5	3-3	1-1-2	2	16	6	2	0	2	37

^ - Game started  
 [ ] AP ranking  
 \* ACC game  
 + ACC Tournament game  
 # NCAA Tournament game



CAREER STATISTICS

SEASON	GP-GS	Min	Avg	FG	Pct	3FG	Pct	FT	Pct	Reb	Avg	PF-FO	Ast	Turn	Blk	Stl	Pts	Avg
2022-23	36-34	1058	29.4	115-302	.381	47-147	.320	61-70	.871	112	3.1	59-0	119	58	4	22	338	9.4
Total	36-34	1058	29.4	115-302	.381	47-147	.320	61-70	.871	112	3.1	59-0	119	58	4	22	338	9.4





# CHRISTIAN REEVES

SOPHOMORE (1L) CENTER 7-1 261 CHARLOTTE, N.C. OAK HILL (VA.)

## 2022-23 (FRESHMAN)

- Played in 13 games in his rookie season, including six appearances in ACC play
- Averaged 1.5 points and 1.0 rebounds, hitting 8-of-11 from the field for the season
- Made his Duke debut against Jacksonville in the season opener with three points and a pair of rebounds
- Scored four points and grabbed four rebounds in just three minutes of action against Delaware
- Scored his first points in ACC play with a dunk against Georgia Tech
- Tallied a career-high with six points on 3-for-3 shooting from the field in six minutes against Pittsburgh in the ACC Tournament quarterfinals

## HIGH SCHOOL

- A four-star center out of Oak Hill Academy in Mouth of Wilson, Va.
- Ranked as the No. 5 player from the state of North Carolina in his class by ESPN
- Played in 29 games during the 2021-22 season at Oak Hill, averaging 9.2 points on .639 shooting with 7.4 rebounds
- Scored in double figures in 12 games as a senior, including each of his final five contests while logging five double-doubles
- Played for Team CP3 on the Nike EYBL circuit
- Committed to Duke on Dec. 14, 2021
- Chose the Blue Devils over Minnesota and South Carolina, among others

## PERSONAL

- Born Christian Michael Reeves on December 14, 2003 in Charlotte, N.C.
- Son of Holly and John Reeves
- Has a sister, Jessica
- His father, John, played college basketball at Belmont Abbey

21

### CAREER HIGHS

Points	6	vs. Pittsburgh	3/9/23
Rebounds	4	vs. Delaware	11/18/22
Assists	1	at Georgia Tech	1/28/23
Steals	1	vs. Boston College	12/3/22
Blocks	--		
FG Made	3	vs. Pittsburgh	3/9/23
3FG Made	--		
FT Made	2	vs. Delaware	11/18/22
Minutes	7	vs. USC Upstate	11/11/22

### PRODUCTION

	Fr.	Career
Double-figure points	--	--
Double-doubles	--	--
20-point games	--	--
Dunks	3	3
5+ rebounds	--	--
2+ blocks	--	--
Three-point plays	1	1





REEVES CAREER GAME-BY-GAME

MEET THE TEAM



**2022-23 (FRESHMAN)**

Opponent	FG	3FG	FT	O-D-R	PF	Pts	Ast	Turn	Blk	Stl	Min
Jacksonville	1-2	0-0	1-1	2-0-2	0	3	0	0	0	0	2
USC Upstate	0-0	0-0	1-2	3-0-3	0	1	0	1	0	0	7
vs. [6] Kansas	dnp										
Delaware	1-2	0-0	2-2	3-1-4	0	4	0	0	0	0	3
Bellarmine	dnp										
vs. Oregon State	dnp										
vs. Xavier	dnp										
vs. [24] Purdue	0-0	0-0	0-0	0-1-1	0	0	0	0	0	0	0+
[25] Ohio State	dnp										
Boston College*	0-0	0-0	0-0	0-0-0	1	0	0	0	0	1	3
vs. Iowa	dnp										
UMES	1-1	0-0	0-0	0-1-1	0	2	0	0	0	0	4
at Wake Forest*	dnp										
Florida State*	dnp										
at NC State*	0-1	0-0	0-0	0-1-1	2	0	0	0	0	0	4
at Boston College*	dnp										
Pittsburgh*	dnp										
at Clemson*	dnp										
[17] Miami*	dnp										
at Virginia Tech*	dnp										
at Georgia Tech*	1-1	0-0	0-1	1-0-1	1	2	1	0	0	0	6
Wake Forest*	dnp										
North Carolina*	dnp										
at [19] Miami*	0-0	0-0	0-0	1-1-2	0	0	0	0	0	0	2
at [8] Virginia*	dnp										
Notre Dame*	dnp										
at Syracuse*	0-0	0-0	0-0	0-0-0	0	0	0	0	0	0	1
Louisville*	dnp										
Virginia Tech*	0-0	0-0	0-0	0-0-0	0	0	0	0	0	0	1
NC State*	dnp										
at North Carolina*	dnp										
vs. Pittsburgh+	3-3	0-0	0-0	0-0-0	0	6	0	1	0	0	6
vs. Miami+	dnp										
vs. Virginia+	dnp										
vs. Oral Roberts#	1-1	0-0	0-0	0-0-0	0	2	0	0	0	0	2
vs. Tennessee#	dnp										

^ - Game started  
 [ ] AP ranking  
 \* ACC game  
 + ACC Tournament game  
 # NCAA Tournament game



CAREER STATISTICS

SEASON	GP-GS	Min	Avg	FG	Pct	3FG	Pct	FT	Pct	Reb	Avg	PF-FO	Ast	Turn	Blk	Stl	Pts	Avg
2022-23	13-0	42	3.2	8-11	.727	0-0	.000	4-6	.667	13	1.0	4-0	1	3	0	1	20	1.5
Total	13-0	42	3.2	8-11	.727	0-0	.000	4-6	.667	13	1.0	4-0	1	3	0	1	20	1.5



3



# JEREMY ROACH

SENIOR (3L) CAPTAIN GUARD 6-2 180 LEESBURG, VA. ST. PAUL VI HIGH SCHOOL

## CAREER

- Voted team captain for the 2023-24 season after also serving in that capacity as a junior in 2022-23
- Three-year letterwinner for the Blue Devils, who has played 95 career games with 75 starts, including 30 starts as a junior
- Enters his senior season 20 points shy of becoming Duke's 68th 1,000-point scorer, and first since Grayson Allen in 2018
- Owns a career 1.59 assist-turnover ration, including a 1.95 mark as a sophomore in helping guide Duke to the Final Four
- In his career, Duke has won the ACC regular season title and reached the Final Four (2022) and claimed the ACC Tournament title (2023)
- Has averaged 10.3 points, 3.0 assists and shot .426 from the field in his career
- Averaged career-highs in points (13.6), three-point percentage (.343), free-throw percentage (.780) and rebounds (2.5) as a junior

## 2022-23 (JUNIOR)

- Honorable Mention All-ACC selection
- Named first-team All-ACC Tournament
- Selected as the team's Most Valuable Player Award, along with Kyle Filipowski
- Played in 32 games as a junior with 30 starts and was the team's second leading scorer at 13.6 points per game
- Although missing four games (toe injury), still finished as the team's leader in minutes (1,061) and minutes per game (33.2)
- His season averages of 13.6 points, .343 three-point percentage, .780 free-throw percentage, 2.5 rebounds and 33.2 minutes each marked career highs
- Opened the season with three consecutive double-digit scoring efforts, including 16 points against both Jacksonville (11/7) and Kansas (11/15)
- Made four first-half three-pointers en route to a win in the season opener against Jacksonville
- Eclipsed 200 career assists with eight against USC Upstate (11/11) -- one shy of his career high
- Set a career high with nine made field goals en route to 21 points in Duke's victory over Xavier in Portland (11/25)
- Matched his then career-high in points with 22 in a win over Iowa at Madison Square Garden in the Jimmy V Classic (12/6), hitting 8-of-18 from the field
- Returned from a three-game absence (toe injury) in the win over No. 17 Miami (1/21), scoring 14 points on 6-of-10 shooting with four assists and two steals
- Hit four three-pointers in a win at Georgia Tech (1/28) to match a season high
- Poured in a then career-high 21 points against Wake Forest (1/31), including 17 in the first half
- Scored all 40 minutes in the win over North Carolina (2/4) with 20 points and seven rebounds
- Played in double-figures for the fifth straight game with 16 points on 7-of-11 shooting at Virginia (2/11)
- Recorded his first career double-double with a team-high 19 points and a career-high 11 assists against Virginia Tech (2/25)
- Finished the season with four consecutive double-digit scoring games, beginning with 13 points in 37 minutes in the ACC semifinal win over Miami (3/10)
- Scored a career-high 23 points in the ACC title game win over Virginia (3/11), including 19 points in the second half to earn a spot on the All-ACC Tournament first team
- Of Duke's final 14 points against Virginia, 11 came from Roach
- Matched his career scoring effort with another 23-point performance in Duke's win over Oral Roberts in the NCAA Tournament First Round, hitting 9-of-17 from the field
- The Oral Roberts game marked his 50th career double-digit scoring and 50th career game with three or more assists
- Scored 13 points versus Tennessee in the NCAA Tournament Second Round
- Named to preseason watch lists for the Bob Cousy Point Guard of the Year Award, Naismith Trophy and Wooden Award
- Named preseason All-ACC First Team

## 2021-22 (SOPHOMORE)

- Selected to NCAA West Region All-Tournament Team
- Averaged 8.6 points, 2.4 rebounds and 3.2 assists in 39 games
- Increased numbers to 11.8 points and 2.8 boards with 3.0 dimes in five NCAA Tournament games
- Named to preseason watch list for Bob Cousy Point Guard of the Year Award
- Scored six points and brought down seven rebounds in season-opener versus No. 10 Kentucky (11/9)
- Posted stat line of 14 points, three rebounds and four assists in back-to-back wins over Army (11/12) and Campbell (11/13)
- Went 4-of-7 from the field for 10 points and six assists against Gardner-Webb (11/16)
- Had nine points, two rebounds and an assist in win over No. 1 Gonzaga (11/26)
- Finished with 10 points on 4-of-8 shooting with three rebounds and six assists versus App State (12/16)
- Went 4-of-7 from the floor, including 3-of-4 from deep, for 11 points, three boards and two assists against Elon (12/18)
- Dished out nine assists with six points and three rebounds in 28 minutes versus Syracuse (1/22)
- Had another nine-assist outing against Clemson (1/25), while netting eight points with four rebounds in a full 40 minutes
- Went 6-of-7 from the field, including 3-of-3 from three-point range, for 15 points and three rebounds at Virginia (2/23)
- Recorded 10 points, three rebounds and three assists at Syracuse (2/26)
- Finished 5-of-6 from the floor and 4-of-4 at the free throw line for 15 points vs. North Carolina (3/5)
- Had a season-high 19 points with five three's in ACC Tournament quarterfinals against Syracuse (3/10)
- Went 5-of-5 at the free throw line in 12-point, five-assist effort to open NCAA Tournament against Cal State Fullerton (3/18)
- Netted 15 points, including clutch three with 1:16 left to put Duke ahead by four, in Round of 32 win over Michigan State (3/20)
- Shot 7-of-11 with three field goals in the final 3:35 of regulation for 15 points in Sweet 16 victory over Texas Tech (3/24)
- Scored nine points with two assists in 35 minutes in Elite Eight vs. Arkansas (3/26)
- Recorded eight points, six assists and five rebounds in Final Four against North Carolina (4/2)

## 2020-21 (FRESHMAN)

- Played in all 24 games and made 18 starts in his rookie season
- Averaged 8.7 points per game on 78-of-172 (.453) shooting and 26-of-84 (.310) three-point shooting
- Ranked second on the team with 66 assists (2.8 per game)
- Started 15 of 18 games in ACC play while averaging 9.1 points and 2.5 assists
- Scored six points, dished out four assists and hauled in five rebounds in his Duke debut against Coppin State (11/28)
- Netted 13 points, recorded a game-high seven assists and brought down four rebounds in 31 minutes in the ACC/Big Ten Challenge versus No. 6 Illinois (12/8)
- Became the seventh Duke freshman all-time to have a game with seven or more assists and no turnovers
- Went 5-of-6 from the floor and 2-of-3 from three-point range for 14 points in the victory at Notre Dame (12/16)
- Scored 12 points on 5-of-8 shooting while recording six assists and two steals in the win over Boston College (1/6)
- Netted 12 points to go with four assists and two rebounds in the win over Wake Forest (1/9)
- Shot 6-of-14 from the field and 8-of-8 at the free throw line for a career-high 22 points at Virginia Tech (1/12)
- Recorded 11 points, five rebounds and three assists at Pitt (1/19)
- Went for 12 points on 4-of-7 shooting with three assists versus Clemson (1/30)
- Scored 16 points on 7-of-14 shooting and added five assists against North Carolina (2/6)
- Followed up with another 16-point effort versus Notre Dame (2/9), while recording two assists and two steals
- Shot 5-of-10 from the floor and 2-of-5 from beyond the arc for 12 points with three assists in the win over No. 7 Virginia (2/20)
- In the Virginia victory, two of his buckets in the game's final 12:07 tied the score -- a driving layup to make it 49-49 and a jumper in the paint to make it 60-60
- Finished 5-of-7 from the field, including 4-of-5 from long range, for 14 points and career-high tying totals in rebounds (five) and assists (seven) in the victory over Syracuse (2/22)
- Went 3-of-4 from the field and 2-of-3 from deep and finished with eight points, five assists and four rebounds against BC in the ACC Tournament opening round (3/9)
- Hit back-to-back three-pointers at the end of the first half and finished with nine points in the ACC Tournament win over Louisville (3/10)

## HIGH SCHOOL

- A five-star point guard
- Ranked No. 18 overall and the No. 4 point guard in ESPN 100's rankings for the class of 2020
- Averaged 19.1 points, 6.3 rebounds, 2.8 assists and 1.9 steals per game as a senior and guided St. Paul VI HS to the VISA D-I State Championship
- Named to the Virginia All-State Boys Basketball Team presented by Suddenlink, picking up First Team honors
- Named the Virginia Gatorade Player of the Year as a senior
- 2020 McDonald's All-American
- Was selected to participate in the 2020 Jordan Brand Classic prior to the event's cancellation
- Named to the 2020 USA Nike Hoop Summit Team prior to the event's cancellation
- Named MaxPreps All-America honorable mention
- Missed his junior season of high school due to an ACL injury
- Played for Team Takeover in the Nike EYBL and averaged 6.6 points and 3.1 assists in the summer of 2018
- The first five-star player in the class of 2020 to announce his commitment, selecting Duke on May 8, 2019
- Chose the Blue Devils over Kentucky, North Carolina and Villanova, among others

continued...

HERE COMES DUKE



## CAREER HIGHS

Points	23	2x, last vs. Oral Roberts	3/16/23
Rebounds	7	2x, last vs. North Carolina	2/4/23
Assists	11	vs. Virginia Tech	2/25/23
Steals	5	vs. SC State	12/14/21
FG Made	9	4x, last vs. Oral Roberts	3/16/23
3FG Made	5	vs. Syracuse	3/10/22
FT Made	8	at Virginia Tech	1/12/21
Minutes	40	2x, last vs. North Carolina	2/4/23

## PRODUCTION

	Fr.	Soph.	Jr.	Career
Double-figure points	12	14	25	51
Double-doubles	--	--	1	1
20-point games	1	--	7	8
Dunks	--	2	--	2
5+ rebounds	2	2	4	8
2+ steals	5	10	8	23
3+ assists	10	23	17	50
Three-point plays	1	5	8	14



ROACH CAREER GAME-BY-GAME

MEET THE TEAM

USA BASKETBALL

- Won a pair of gold medals with USA Basketball - at the 2017 FIBA Americas U-16 and the 2018 FIBA U-17 World Cup
- Was the starting point guard for the U-17 team and averaged 6.4 points and 2.7 assists

PERSONAL

- Full name is Jeremy Hunter Roach
- Born on November 1, 2001 in Washington, D.C.
- Son of Carole Roach and Joe Roach
- Has an older sister, Chloe, and older brother, Jordan
- His brother Jordan played basketball at Christopher-Newport University and his sister Chloe played at Eastern Mennonite University

2020-21 (FRESHMAN)

Opponent	FG	3FG	FT	O-D-R	PF	Pts	Ast	Turn	Blk	Stl	Min
Coppin State	2-5	1-3	1-4	2-3-5	3	6	4	3	0	2	29
*[8] Michigan State	2-4	1-1	1-2	0-2-2	5	6	2	3	0	1	26
Bellarmine	1-4	0-3	2-2	0-0-0	1	4	2	2	0	1	15
[6] Illinois	5-11	0-1	3-4	2-2-4	0	13	7	0	0	0	31
*at Notre Dame	5-6	2-3	2-2	1-1-2	1	14	0	2	0	0	35
*Boston College	5-8	0-1	2-4	1-1-2	3	12	6	4	0	2	32
*Wake Forest	5-11	2-7	0-0	1-1-2	1	12	4	2	0	0	36
*at [20] Virginia Tech	6-14	2-7	8-8	1-1-2	4	22	1	3	0	0	34
*at Pittsburgh	5-15	0-6	1-4	2-2-4	5	11	3	4	0	2	38
*at Louisville	0-3	0-2	0-0	1-3-4	4	0	2	2	0	0	26
*Georgia Tech	0-3	0-3	0-0	0-1-1	3	0	0	2	0	1	16
Clemson	4-7	2-5	2-2	1-2-3	2	12	3	1	0	0	24
at Miami	1-3	0-1	0-0	0-0-0	0	2	0	1	0	1	14
*North Carolina	7-14	2-6	0-0	0-0-0	1	16	5	2	0	3	28
*Notre Dame	7-12	2-4	0-0	0-2-2	4	16	2	1	0	2	37
*at NC State	1-3	0-2	0-0	0-3-3	4	2	2	2	0	0	35
*at Wake Forest	1-6	0-2	0-0	1-3-4	1	2	1	0	0	0	28
*[7] Virginia	5-10	2-5	0-0	0-0-0	4	12	3	3	0	0	32
*Syracuse	5-7	4-5	0-0	0-5-5	3	14	7	3	0	1	34
Louisville	1-5	0-4	1-2	0-0-0	4	3	1	3	0	1	21
*at Georgia Tech	1-3	1-3	0-0	0-1-1	3	3	2	3	0	0	26
*at North Carolina	3-7	1-2	3-4	1-1-2	3	10	3	0	0	1	20
**vs. Boston College	3-4	2-3	0-0	0-4-4	2	8	5	1	0	0	22
**vs. Louisville	3-6	2-4	1-2	0-0-0	4	9	1	0	1	0	21

^ - Game started  
[] - AP ranking  
\* - ACC Tournament

2021-22 (SOPHOMORE)

Opponent	FG	3FG	FT	O-D-R	PF	Pts	Ast	Turn	Blk	Stl	Min
*vs. [10] Kentucky	3-8	0-0	0-1	1-6-7	2	6	1	2	0	2	37
*Army West Point	4-8	2-4	4-4	0-3-3	3	14	4	1	0	2	27
*Campbell	6-10	1-4	1-2	0-3-3	2	14	4	3	0	1	38
*Gardner-Webb	4-7	0-1	2-3	0-1-1	2	10	6	2	0	1	27
*Lafayette	0-6	0-1	0-0	0-0-0	2	0	5	2	0	2	33
*The Citadel	4-11	2-6	0-0	0-3-3	2	10	2	1	0	1	33
*vs. [1] Gonzaga	3-13	0-4	3-4	0-2-2	0	9	1	0	0	0	34
*at Ohio State	4-10	1-4	0-0	1-3-4	4	9	1	0	0	0	35
*South Carolina State	3-7	3-5	0-0	0-2-2	1	9	2	3	0	5	27
*Appalachian State	4-8	2-5	0-0	0-3-3	3	10	6	1	0	0	32
*Elon	4-7	3-4	0-0	0-3-3	0	11	3	2	2	2	27
*Virginia Tech	3-8	0-2	0-1	0-3-3	2	6	0	1	0	3	36
*Georgia Tech	1-5	0-2	7-9	0-3-3	4	9	3	1	0	0	36
*Miami	3-8	1-2	2-2	0-1-1	3	9	4	3	0	0	32
at Wake Forest	2-4	1-1	0-0	0-0-0	2	5	1	0	0	2	19
NC State	0-1	0-0	2-2	1-0-1	2	2	4	0	0	0	23
at Florida State	2-6	1-2	1-2	1-2-3	2	6	6	1	0	0	29
*Syracuse	2-10	2-8	0-0	0-3-3	1	6	9	1	0	0	28
*Clemson	3-8	1-3	1-2	1-3-4	1	8	9	1	0	0	40
*at Louisville	3-9	1-5	2-3	0-4-4	3	9	6	1	0	0	38
*at Notre Dame	0-4	0-3	0-0	0-2-2	4	0	3	1	0	0	25
*at North Carolina	3-5	1-2	1-2	0-1-1	2	8	4	1	0	1	23
*Virginia	2-5	1-2	2-3	0-2-2	1	7	4	3	0	1	29
*at Clemson	1-5	0-2	2-2	1-1-2	2	4	0	0	0	0	25
*at Boston College	1-7	0-4	3-4	0-2-2	2	5	1	2	0	2	26
Wake Forest	4-7	2-3	0-0	0-1-1	1	10	1	1	0	0	18
Florida State	0-2	0-1	0-0	3-1-4	2	0	5	3	0	0	17
at Virginia	6-7	3-3	0-0	0-3-3	3	15	0	1	1	0	32
at Syracuse	3-7	2-5	2-2	0-3-3	3	10	3	2	0	0	23
at Pittsburgh	2-6	0-3	0-0	0-1-1	1	4	3	0	0	0	24
North Carolina	5-6	1-1	4-4	0-0-0	4	15	0	2	0	0	22
*vs. Syracuse	6-12	5-10	2-3	1-1-2	3	19	2	1	0	1	24
*vs. Miami	3-8	0-3	3-4	1-2-3	0	9	0	2	0	0	23
*vs. Virginia Tech	3-5	1-3	2-4	0-1-1	4	9	0	3	0	0	24
*vs. Cal State Fullerton	3-8	1-3	5-5	0-1-1	2	12	5	2	1	1	35
*vs. Michigan State	6-10	1-3	2-2	0-2-2	2	15	3	2	0	1	37
*vs. [12] Texas Tech	7-11	0-1	1-2	0-4-4	3	15	5	4	0	1	35
*vs. [17] Arkansas	3-8	0-1	3-3	1-0-1	3	9	2	5	0	2	35
*vs. North Carolina	2-11	0-5	4-5	1-5-6	3	8	5	2	0	2	34

^ - Game started  
[] AP ranking  
\* ACC Tournament game  
+ NCAA Tournament game

2022-23 (JUNIOR)

Opponent	FG	3FG	FT	O-D-R	PF	Pts	Ast	Turn	Blk	Stl	Min
^ Jacksonville	6-10	4-7	0-1	1-5-6	4	16	4	3	0	0	32
^ USC Upstate	3-8	2-6	2-4	0-0-0	0	10	8	2	0	2	25
^ vs. [6] Kansas	6-17	1-5	3-4	1-3-4	2	16	1	3	0	1	39
^ Delaware	2-9	0-1	5-5	1-1-2	2	9	0	2	0	2	29
^ Bellarmine	4-10	2-4	0-0	0-0-0	1	10	5	1	0	1	33
^ vs. Oregon State	3-14	1-7	0-0	1-0-1	3	7	3	4	0	2	36
^ vs. Xavier	9-15	2-4	1-2	0-4-4	2	21	5	1	0	2	36
^ vs. [24] Purdue	5-13	0-3	4-6	0-3-3	2	14	2	2	0	2	37
^ [25] Ohio State	3-9	0-3	7-9	0-3-3	2	13	5	3	0	1	33
^ Boston College*	2-8	2-5	0-0	0-1-1	0	6	3	0	0	0	28
^ vs. Iowa	8-18	3-6	3-3	1-1-2	0	22	3	1	0	0	37
UMES	dnp										
^ at Wake Forest*	3-8	1-4	2-2	1-2-3	4	9	2	5	0	2	35
^ Florida State*	2-10	2-5	3-4	1-2-3	2	9	3	1	0	0	29
^ at NC State*	0-8	0-2	4-4	2-1-3	1	4	2	2	0	1	23
at Boston College*	dnp										
Pittsburgh*	dnp										
at Clemson*	dnp										
[17] Miami*	6-10	1-3	1-3	1-0-1	2	14	4	2	0	2	28
at Virginia Tech*	3-9	0-4	0-1	0-2-2	2	6	3	0	0	0	32
^ at Georgia Tech*	4-9	4-7	0-0	1-4-5	1	12	2	2	0	0	28
^ Wake Forest*	9-16	2-3	1-2	1-1-2	4	21	2	2	0	1	37
^ North Carolina*	8-20	1-2	3-4	2-5-7	2	20	0	1	0	1	40
^ at [19] Miami*	3-8	1-3	3-3	0-0-0	1	10	4	5	0	0	31
^ at [8] Virginia*	7-11	2-5	0-0	0-0-0	5	16	2	5	0	0	32
^ Notre Dame*	3-12	0-5	3-4	1-1-2	0	9	3	1	0	1	36
^ at Syracuse*	6-10	3-7	2-2	1-1-2	2	17	2	3	0	0	35
^ Louisville*	6-9	0-0	2-4	0-1-1	2	14	6	0	0	1	30
^ Virginia Tech*	8-13	2-4	1-2	2-3-5	0	19	11	3	0	0	34
^ NC State*	9-19	0-5	2-2	0-1-1	2	20	2	2	0	1	37
^ at North Carolina*	4-16	2-6	0-0	0-2-2	1	10	0	2	0	3	37
^ vs. Pittsburgh*	3-5	1-2	2-2	2-2-4	0	9	6	1	0	1	26
^ vs. Miami*	3-9	1-3	6-7	0-3-3	2	13	1	2	0	0	37
^ vs. Virginia*	1-12	2-2	7-7	0-4-4	0	23	3	5	0	0	39
^ vs. Oral Roberts#	9-17	1-5	4-4	1-1-2	3	23	3	1	0	1	36
^ vs. Tennessee#	5-11	3-6	0-0	0-1-1	4	13	2	5	0	0	33

^ - Game started  
[] AP ranking  
\* ACC game  
+ ACC Tournament game  
# NCAA Tournament game



CAREER STATISTICS

SEASON	GP-GS	Min	Avg	FG	Pct	3FG	Pct	FT	Pct	Reb	Avg	PF-FO	Ast	Turn	Blk	Stl	Pts	Avg
2020-21	24-18	657	27.4	78-172	.453	26-84	.310	27-40	.675	52	2.2	65-2	66	47	1	18	209	8.7
2021-22	39-27	1142	29.4	118-288	.410	39-121	.322	61-80	.763	94	2.4	86-0	123	63	4	33	336	8.6
2022-23	32-30	1062	33.2	159-373	.426	46-134	.343	71-91	.780	79	2.5	58-1	99	71	0	28	435	13.6
Total	95-75	2864	30.1	355-833	.426	111-339	.327	159-211	.754	225	2.4	209-3	288	181	5	79	980	10.3





14

# JADEN SCHUTT

SOPHOMORE (1L)    GUARD    6-5    190    YORKVILLE, ILL.    YORKVILLE CHRISTIAN

## 2022-23 (FRESHMAN)

- Averaged 2.1 points in 14 total games played as a freshman
- Went 7-of-20 (.350) from beyond the arc
- Made his debut in Duke's season-opener against Jacksonville, playing four minutes
- Logged his first made basket, a three-pointer, in Duke's win over USC Upstate
- Connected on all three of his three-pointers against UMES, setting career highs in points (nine), rebounds (five), assists (one) and minutes played (19)
- Scored his first points in an ACC game with a three-pointer against NC State on 1/4
- Played eight minutes in Duke's ACC Tournament quarterfinal game against Pittsburgh and scored two points with two rebounds and one block

## HIGH SCHOOL

- A four-star shooting guard out of Yorkville Christian High School in Yorkville, Ill.
- Rated as the No. 50 overall player in ESPN 100's rankings for the class of 2022
- Ranked as the No. 9 player at his position (shooting guard) by ESPN
- Named the 2022 Gatorade Player of the Year in Illinois
- Led Yorkville Christian to the Class 1A state title in 2021-22
- As a senior, averaged 24.6 points, 6.3 rebounds and shot .520 from the field and .390 from three-point range
- Averaged 26.2 points, 7.9 rebounds, 3.9 assists and 3.6 steals as a junior in 2020-21
- Competed for the Illinois Wolves on the AAU circuit, helping lead the team to the Under Armour Association 17U title in the summer of 2021
- Held a 4.0 grade point average in high school
- Also competed in track & field in high school
- Committed to Duke on Sept. 2, 2021
- Chose the Blue Devils over Michigan State and Florida, among others

## PERSONAL

- Full name is Jaden Chance Schutt
- Born on April 20, 2003 in Aurora, Ill.
- Son of Jeff and Lori Schutt
- Has three brothers, CJ, Jacob and Colton
- Volunteered with the Yorkville Parks & Recreation Department and as a youth basketball coach and also with a number of goodwill organizations near his hometown

## CAREER HIGHS

Points	9	vs. UMES	12/10/22
Rebounds	5	vs. UMES	12/10/22
Assists	1	4x, last vs. Pittsburgh	3/9/23
Steals	1	at Miami	2/6/23
FG Made	3	vs. UMES	12/10/22
3FG Made	3	vs. UMES	12/10/22
FT Made	2	vs. USC Upstate	11/11/22
Minutes	19	vs. UMES	12/10/22

## PRODUCTION

	Fr.	Career
Double-figure points	--	--
Double-doubles	--	--
20-point games	--	--
Dunks	--	--
5+ rebounds	1	1
3+ 3-point field goals	1	1
2+ blocks	--	--
Three-point plays	--	--





SCHUTT CAREER GAME-BY-GAME

MEET THE TEAM

2022-23 (FRESHMAN)

Opponent	FG	3FG	FT	O-D-R	PF	Pts	Ast	Turn	Blk	Stl	Min
Jacksonville	0-3	0-2	0-0	0-0-0	0	0	0	0	0	0	4
USC Upstate	1-4	1-3	2-4	0-3-3	0	5	0	0	1	0	13
vs. [6] Kansas	dnp										
Delaware	0-0	0-0	0-0	0-0-0	0	0	0	0	0	0	4
Bellarmine	dnp										
vs. Oregon State	dnp										
vs. Xavier	dnp										
vs. [24] Purdue	dnp										
[25] Ohio State	dnp										
Boston College*	0-1	0-1	0-0	0-0-0	0	0	0	0	0	0	3
vs. Iowa	dnp										
UMES	3-3	3-3	0-0	1-4-5	1	9	1	0	0	0	19
at Wake Forest*	0-1	0-0	0-0	0-0-0	0	0	0	0	0	0	2
Florida State*	dnp										
at NC State*	1-1	1-1	0-0	0-1-1	0	3	0	0	0	0	8
at Boston College*	dnp										
Pittsburgh*	dnp										
at Clemson*	dnp										
[17] Miami*	dnp										
at Virginia Tech*	dnp										
at Georgia Tech*	2-5	0-3	0-0	0-1-1	0	4	1	0	0	0	13
Wake Forest*	0-0	0-0	0-0	0-0-0	1	0	0	0	0	0	4
North Carolina*	dnp										
at [19] Miami*	1-2	1-2	0-0	0-0-0	0	3	1	0	0	1	12
at [8] Virginia*	dnp										
Notre Dame*	dnp										
at Syracuse*	1-1	1-1	0-0	0-2-2	0	3	0	0	0	0	3
Louisville*	dnp										
Virginia Tech*	0-0	0-0	0-0	0-0-0	1	0	0	0	0	0	2
NC State*	dnp										
at North Carolina*	dnp										
vs. Pittsburgh+	1-5	0-3	0-0	1-1-2	0	2	1	0	1	0	8
vs. Miami+	dnp										
vs. Virginia+	dnp										
vs. Oral Roberts#	0-2	0-1	0-0	1-0-1	1	0	2	0	0	0	3
vs. Tennessee#	dnp										

^ - Game started  
 [] AP ranking  
 \* ACC game  
 + ACC Tournament game  
 # NCAA Tournament game



CAREER STATISTICS

SEASON	GP-GS	Min	Avg	FG	Pct	3FG	Pct	FT	Pct	Reb	Avg	PF-FO	Ast	Turn	Blk	Stl	Pts	Avg
2022-23	14-0	96	6.9	10-28	.357	7-20	.350	2-4	.500	15	1.1	4-0	6	0	2	1	29	2.1
Total	14-0	96	6.9	10-28	.357	7-20	.350	2-4	.500	15	1.1	4-0	6	0	2	1	29	2.1





15

## CAREER HIGHS

Points	25	vs. SIU-Edwardsville	12/15/19
Rebounds	15	vs. Oregon State	11/24/22
Assists	5	2x, last at Boston College	1/7/23
Steals	3	2x, last vs. Jacksonville	11/7/22
Blocks	3	vs. Penn State	3/7/20
FG Made	11	vs. SIU-Edwardsville	12/15/19
3FG Made	1	5 times, last at Michigan	1/26/22
FT Made	11	vs. Norfolk State	11/22/19
Minutes	40	vs. Indiana	2/10/21

## PRODUCTION

	So.	Jr.	Sr.	Gr.	Career
Double-figure points	13	8	11	10	42
Double-doubles	3	--	--	2	5
20-point games	1	--	2	1	4
Dunks	--	--	--	1	1*
5+ rebounds	21	14	13	18	66
2+ blocks	5	1	1	3	10
3+ assists	6	4	1	6	17
2+ steals	4	3	2	1	10
Three-point plays	--	--	--	5	5*

\* Stats from Northwestern not included

RYAN  
YOUNG

GRAD STUDENT (1L) CAPTAIN CENTER 6-10 240 STEWARTSVILLE, N.J. BETHLEHEM (PA.) CATHOLIC NORTHWESTERN

## CAREER

- Named a team captain for the 2023-24 season along with senior Jeremy Roach and sophomore Tyrese Proctor
- Enrolled at Duke prior to the 2022-23 season after graduating from Northwestern where he played under former Blue Devil Chris Collins
- Holds his undergraduate degree from Northwestern in learning and organizational change and is enrolled in Duke's Fuqua School of Business to pursue an accelerated MBA
- Finished Northwestern career with 37 starts in 86 games played, averaging 8.7 points on .553 shooting from the field and 5.1 rebounds
- Three-time Academic All-Big Ten honoree and a three-time Big Ten Distinguished Scholar
- Became the first Blue Devil in history to record a 20-10 double-double while not missing a shot with 20 points and 12 rebounds, going 7-of-7 from the field and 6-of-6 from the free throw line, in a win over Florida State (12/31) -- it was his 100th career game played
- Has played 122 career games between Northwestern and Duke, with career averages of 8.0 points, 5.2 rebounds and a .579 field goal percentage

## 2022-23 (GRADUATE AT DUKE)

- Named to ACC All-Academic team
- One of four Blue Devils to play in all 36 games and made nine starts
- Finished as the team's sixth leading scorer (6.4), the second leading rebounder (5.5) and the team's best field goal percentage shooter (.685)
- Connected on 89-of-130 from the field for the season
- Ranked seventh in the ACC in offensive rebounds per game (2.3)
- Recorded a career-best free throw percentage for a season, going 52-of-64 (.813) from the line
- Dished 48 assists and blocked 17 shots, setting career-best marks in each category
- Logged two double-doubles and scored in double figures 10 times
- Posted an historic effort in his 100th career game, hitting 7-of-7 from the field and 6-of-6 at the free throw for 20 points and 12 rebounds against Florida State (12/31) -- becoming the first Blue Devil in history with a double-double of at least 20 points while not missing a shot
- Was a perfect 6-of-6 from the field in Duke's season opener, scoring 12 points and grabbing seven rebounds against Jacksonville
- Logged his 50th career game of five or more rebounds against USC Upstate (11/11)
- Grabbed a career-high 15 boards against Oregon State (11/24) en route to his fourth career double-double (first at Duke) with 11 points and 15 rebounds
- Secured eight offensive rebounds against the Beavers -- also a career high -- becoming the first Blue Devil to grab eight or more offensive rebounds since Mark Williams in the 2021-22 season
- Snagged nine defensive boards against Iowa (12/6), matching a career high set vs. DePaul as a sophomore at Northwestern
- Earned the start against Wake Forest (12/20) and played a season-high 35 minutes while going 5-of-6 from the field and finishing one rebound shy of a double-double with 10 points and nine boards
- Scored 11 points at Miami (2/6) on 5-of-6 shooting in just 18 minutes of action
- Grabbed 11 rebounds with three assists in 27 minutes at Virginia (2/1)
- Averaged 6.2 rebounds over a seven-game stretch that began at Virginia, and included back-to-back six-rebound efforts in wins over NC State (2/28) and North Carolina (3/4)
- Led Duke's rebounding efforts against Notre Dame (2/14) in just nine minutes with eight boards and six points
- Was a team-high plus-minus of +24 in 14 minutes against Louisville (2/20), which included two key late-game blocked shots to seal the win

## 2021-22 (SENIOR AT NORTHWESTERN)

- Academic All-Big Ten selection
- Appeared in 31 games as a senior, tying his career high with 9.0 points per game on .559 shooting
- Ranked third on the team with 4.2 rebounds per game
- Led the team with seven rebounds while adding seven points, a block and a steal against Eastern Illinois (11/9)
- Scored 20 points on a perfect 8-of-8 from the field against High Point (11/12)
- Scored 20 points on 6-of-8 shooting and 8-of-8 from the line against Fairleigh Dickinson (11/18)
- Tallied 17 points on 6-of-8 shooting in 28 minutes versus Georgia (11/23)
- Turned in 18 points, eight rebounds, two assists, and two steals in a win over No. 10 Michigan State (1/15)

## 2020-21 (JUNIOR AT NORTHWESTERN)

- Academic All-Big Ten selection
- Played in 24 games with 5 starts, averaging 7.8 points on .574 shooting with 4.8 rebounds
- Led Northwestern and ranked in the top 15 in the Big Ten with 41 offensive rebounds
- Contributed 10 points on 4-of-5 shooting and seven rebounds in the season-opening win over Arkansas Pine-Bluff (12/2)
- Scored 13 points and grabbed a team-high seven rebounds against Pittsburgh (12/9)
- Netted nine points and grabbed a team-high seven rebounds against Michigan (1/3)
- Had a stretch of four straight games with 10+ points from Jan. 23-Feb. 10, capped off by an 11-point, five-rebound, five-assist game versus Indiana (2/10)
- Finished with a team-high seven rebounds and seven points, scoring of the last six Wildcat points against Maryland (3/3)

## 2019-20 (SOPHOMORE AT NORTHWESTERN)

- Academic All-Big Ten selection
- Started all 31 games at center, averaging 9.0 points, a team-high 6.1 rebounds and 1.5 assists
- Led the team with a .535 field goal percentage
- Scored in double figures 13 times and logged three double-doubles
- Went 4-of-7 from the field and 11-of-12 from the free throw line for 19 points and 12 rebounds against Norfolk State (11/22)
- Netted 25 points on 11-of-15 shooting with 12 boards and four assists against SIUE (12/15)
- Scored 17 points on 8-of-11 from the field with eight rebounds, two assists and two blocked shots at Maryland (2/18)

## 2018-19 (FRESHMAN AT NORTHWESTERN)

- Redshirted his freshman season

## HIGH SCHOOL

- A USA Today First-Team All-State selection at Bethlehem Catholic in Bethlehem, Pa.
- Averaged 16.3 points, 12.3 rebounds and 2.7 assists per game his senior year
- Led Bethlehem Catholic to its first district title and state semifinal appearance in school history
- Eastern Pennsylvania Conference Player of the Year
- Earned first-team all-conference and second-team all-state honors as a junior after averaging 14.0 points and 14.0 rebounds
- Also competed in football, volleyball, golf and lacrosse

## PERSONAL

- Born Ryan Patrick Young on December 2, 1999 in Montreal, Quebec
- Son of Patrick and Tammy Young
- Has one brother, Kyle, and one sister, Jordan
- His mother, Tammy, played volleyball at Syracuse and his father, Patrick, was on the crew team at Syracuse
- His sister, Jordan, played volleyball at George Washington and his brother, Kyle, played basketball at Siena and later transferred to Flagler

HERE COMES DUKE



YOUNG CAREER GAME-BY-GAME

2019-20 (SOPHOMORE AT NORTHWESTERN)

Opponent	FG	3FG	FT	O-D-R	PF	Pts	Ast	Turn	Blk	Stl	Min
*Merrimack	1-2	0-0	3-5	2-3-5	2	5	2	2	0	0	21
*Providence	7-9	0-0	2-4	2-5-7	4	16	3	2	1	0	29
*Radford	1-3	0-0	4-8	3-3-6	1	6	0	1	0	2	25
*Norfolk State	4-7	0-0	11-12	7-5-12	2	19	0	0	0	0	30
*vs Bradley	5-7	0-0	3-7	5-2-7	3	13	1	3	0	2	25
*vs Pittsburgh	0-1	0-0	0-0	0-0-0	0	0	0	1	0	0	20
*at Boston College	6-7	0-0	0-0	0-4-4	2	12	2	1	0	0	31
*at Purdue	1-7	0-3	1-2	2-5-7	4	3	3	3	2	1	27
*SIU-Edwardsville	11-15	0-1	3-7	6-6-12	0	25	4	0	0	2	31
^ [15] Michigan State	2-5	0-0	2-2	1-6-7	1	6	2	2	0	1	30
*at DePaul	3-4	1-2	4-4	2-9-11	4	11	1	2	0	0	22
*Hartford	3-8	0-1	8-10	3-3-6	3	14	1	1	0	1	31
*at Minnesota	4-9	0-0	2-2	2-7-9	1	10	2	0	0	2	34
*at Indiana	5-8	0-0	0-0	2-5-7	3	10	3	1	0	0	28
*Nebraska	1-4	0-1	0-1	0-3-3	1	2	0	1	0	0	23
*Iowa	3-5	1-1	1-3	2-2-4	5	8	1	1	0	0	18
*at [24] Illinois	5-7	1-2	1-2	3-1-4	3	12	1	1	0	1	29
* [17] Maryland	3-4	0-0	1-2	0-5-5	1	7	2	1	0	0	28
*Ohio State	4-7	0-1	0-0	1-4-5	1	8	3	2	2	0	31
*at [14] Michigan State	4-8	0-0	0-0	2-2-4	2	8	1	2	0	1	22
*Purdue	1-5	0-3	3-3	2-3-5	3	5	0	3	2	0	25
*at Rutgers	3-6	0-1	0-1	1-5-6	3	6	1	0	1	1	29
*Michigan	1-3	0-0	0-0	1-7-8	2	2	1	1	0	0	16
*at [13] Penn State	3-5	0-1	0-0	0-2-2	4	6	0	1	0	0	21
*at [7] Maryland	8-11	0-0	1-2	3-5-8	2	17	2	1	2	0	29
*Minnesota	5-13	0-0	0-0	0-4-4	0	10	2	0	0	0	25
*Illinois	1-8	0-3	0-2	1-3-4	0	2	1	0	0	0	27
*at Nebraska	3-5	0-0	4-4	3-2-5	1	10	1	7	1	1	29
*at [24] Wisconsin	3-7	0-1	3-4	3-3-6	1	9	0	1	0	0	15
^ [20] Penn State	2-3	0-0	5-5	1-7-8	3	9	3	1	3	0	26
^*vs Minnesota	4-7	0-0	1-2	0-8-8	2	9	2	1	1	0	22

^ - Game started  
[] AP ranking  
\* Big Ten Tournament game

2021-22 (SENIOR AT NORTHWESTERN)

Opponent	FG	3FG	FT	O-D-R	PF	Pts	Ast	Turn	Blk	Stl	Min
Eastern Illinois	2-4	0-0	3-4	3-4-7	3	7	1	1	1	1	19
High Point	8-8	0-0	4-4	0-4-4	0	20	1	1	0	0	15
New Orleans	2-4	0-0	1-2	1-2-3	1	5	1	1	0	0	15
Fairleigh Dickinson	6-8	0-0	8-8	2-1-3	3	20	1	1	0	0	16
vs Providence	4-8	0-0	1-1	1-1-2	0	9	0	0	1	1	16
vs Georgia	6-8	0-0	5-5	0-3-3	2	17	1	1	0	0	28
at Wake Forest	1-2	0-0	3-6	0-3-3	2	5	1	3	0	1	16
at Maryland	1-3	0-0	0-0	0-3-3	3	2	2	0	0	0	11
NJIT	5-11	0-0	3-5	2-7-9	3	13	2	0	2	0	18
Illinois Springfield	3-3	0-0	2-2	0-1-1	4	8	0	1	0	0	11
[10] Michigan State	3-6	0-0	5-8	3-5-8	5	11	0	1	0	0	19
Penn State	1-4	0-0	1-2	1-4-5	2	3	1	1	0	0	19
at [13] Ohio State	4-7	0-0	0-0	5-0-5	1	8	1	3	0	1	16
Maryland	2-4	0-0	0-0	3-2-5	3	4	0	1	0	0	12
*at [10] Michigan State	6-12	0-0	6-8	5-3-8	4	18	2	3	0	2	27
[8] Wisconsin	6-11	0-0	1-5	3-3-6	0	13	2	1	1	0	27
at [4] Purdue	3-7	0-1	0-0	1-3-4	1	6	2	0	1	0	21
at Michigan	3-5	1-1	6-9	0-2-2	4	13	0	3	0	0	19
[24] Illinois	0-6	0-2	0-0	2-3-5	3	0	0	1	0	0	13
Rutgers	3-3	0-0	2-4	2-1-3	3	8	0	2	0	0	12
at Nebraska	5-9	0-0	2-2	0-6-6	2	12	2	2	0	1	15
Indiana	2-5	0-1	3-4	3-3-6	2	7	1	1	0	0	22
at [13] Illinois	2-4	0-1	3-7	0-2-2	3	7	1	1	0	0	21
[5] Purdue	3-8	0-0	2-2	2-2-4	1	8	1	0	0	2	18
at Minnesota	0-2	0-0	0-0	0-2-2	0	0	0	0	0	0	12
Nebraska	3-4	0-0	0-0	2-1-3	3	6	1	3	1	0	15
at Penn State	4-5	0-0	0-0	1-5-6	0	8	3	1	0	0	13
at [24] Iowa	4-8	0-0	2-5	3-4-7	1	10	1	2	1	1	19
Minnesota	3-5	0-0	3-4	0-1-1	1	9	0	0	0	0	10
*vs Nebraska	3-4	0-0	1-3	2-2-4	2	7	0	0	1	0	17
*vs [24] Iowa	6-8	0-0	2-2	1-0-1	0	14	1	2	1	1	17

^ - Game started  
[] AP ranking  
\* Big Ten Tournament game

2020-21 (JUNIOR AT NORTHWESTERN)

Opponent	FG	3FG	FT	O-D-R	PF	Pts	Ast	Turn	Blk	Stl	Min
Arkansas-Pine Bluff	4-5	0-0	2-3	2-5-7	0	10	0	2	1	0	11
Chicago State	2-5	0-0	4-6	4-2-6	2	8	2	1	0	0	10
Pittsburgh	3-5	0-0	7-7	3-4-7	1	13	3	2	1	1	23
Quincy	3-6	0-0	2-2	2-4-6	1	8	4	0	0	0	15
[4] Michigan State	1-3	0-0	0-0	1-2-3	0	2	0	0	0	0	11
at Indiana	4-6	0-0	5-6	4-5-9	4	13	0	4	0	0	22
[23] Ohio State	4-6	0-0	0-0	2-5-7	1	8	3	2	0	0	18
at [10] Iowa	4-5	0-0	2-2	3-1-4	1	10	1	1	1	2	13
at [16] Michigan	4-7	0-0	1-1	3-4-7	0	9	0	0	0	0	17
[12] Illinois	3-5	1-1	2-2	2-3-5	2	9	2	2	0	2	15
at [21] Ohio State	4-5	0-0	1-4	2-1-3	2	9	1	1	0	1	21
[5] Iowa	1-3	0-0	0-0	0-0-0	2	2	1	0	0	0	12
at [10] Wisconsin	0-1	0-0	0-0	0-1-1	1	0	1	0	1	0	11
at Penn State	4-6	0-0	2-2	0-5-5	1	10	1	2	0	0	20
Rutgers	4-6	0-0	6-8	1-2-3	3	14	1	2	0	1	29
*at [24] Purdue	4-7	0-1	2-2	0-2-2	4	10	2	4	1	0	28
*Indiana	5-11	0-0	1-1	2-3-5	4	11	5	0	1	0	40
*at [25] Rutgers	3-8	0-0	2-2	0-2-2	2	8	0	2	2	3	30
*at [5] Illinois	2-4	0-0	0-0	0-2-2	3	4	0	3	0	0	15
* [2] Wisconsin	2-3	0-0	1-1	1-4-5	2	5	2	1	0	0	18
at Minnesota	2-2	0-0	1-3	3-5-8	4	5	1	1	1	0	18
Maryland	2-3	0-0	3-4	1-6-7	0	7	1	2	0	1	17
Nebraska	3-5	0-0	0-3	3-3-6	3	6	2	1	1	0	16
*vs Minnesota	2-5	0-0	1-2	2-2-4	1	5	1	1	0	0	24

^ - Game started  
[] AP ranking  
\* Big Ten Tournament game

2022-23 (GRADUATE YEAR AT DUKE)

Opponent	FG	3FG	FT	O-D-R	PF	Pts	Ast	Turn	Blk	Stl	Min
^ Jacksonville	6-6	0-0	0-1	5-2-7	3	12	2	2	0	3	32
^ USC Upstate	4-8	0-0	3-4	5-3-8	1	11	0	0	1	0	17
^ vs. [6] Kansas	3-4	0-0	0-0	2-1-3	2	6	0	4	0	1	20
Delaware	3-4	0-0	0-0	2-4-6	2	6	3	1	1	0	16
Bellarmine	1-1	0-0	2-2	3-4-7	0	4	1	1	0	0	16
vs. Oregon State	4-5	0-0	3-4	8-7-15	3	11	1	1	1	0	30
vs. Xavier	3-5	0-0	2-2	5-1-6	4	8	0	1	0	0	21
vs. [24] Purdue	1-3	0-0	2-2	3-1-4	3	4	0	0	0	0	16
[25] Ohio State	3-4	0-0	4-4	3-2-5	3	10	2	2	0	0	22
Boston College*	2-2	0-0	2-2	1-3-4	3	6	1	2	2	1	13
vs. Iowa	1-2	0-0	0-0	2-9-11	3	2	1	1	3	0	26
UMES	2-3	0-0	0-0	0-3-3	1	4	2	2	0	0	12
^ at Wake Forest*	5-6	0-0	0-0	2-7-9	2	10	3	1	0	1	35
Florida State*	7-7	0-0	6-6	5-7-12	2	20	2	0	0	0	25
at NC State*	4-4	0-0	3-5	1-2-3	5	11	2	2	0	0	20
^ at Boston College*	2-5	0-0	3-3	1-7-8	1	7	5	0	0	1	28
^ Pittsburgh*	3-6	0-0	1-3	7-3-10	2	7	0	2	1	0	20
^ at Clemson*	3-4	0-0	4-4	1-1-2	2	10	1	1	2	1	24
^ [17] Miami*	1-2	0-0	0-0	0-5-5	3	2	2	2	1	0	17
^ at Virginia Tech*	4-6	0-0	0-0	2-6-8	3	8	1	1	0	1	27
at Georgia Tech*	5-6	0-0	0-1	1-1-2	1	10	1	0	0	0	11
Wake Forest*	3-4	0-0	3-3	2-2-4	3	9	2	1	0	0	19
North Carolina*	1-1	0-0	0-0	1-1-2	0	2	0	1	0	0	6
at [19] Miami*	5-6	0-0	1-2	1-3-4	2	11	1	3	0	0	18
at [8] Virginia*	0-2	0-0	6-6	4-7-11	4	6	3	2	0	0	27
Notre Dame*	3-4	0-0	0-1	4-4-8	1	6	0	1	0	0	9
at Syracuse*	2-3	0-0	0-0	1-1-2	1	4	0	0	1	0	11
Louisville*	1-3	0-0	1-2	3-3-6	1	3	3	0	2	0	14
Virginia Tech*	1-4	0-0	2-3	2-2-4	2	4	2	0	1	0	15
NC State*	2-2	0-0	0-0	2-4-6	2	4	0	0	1	0	11
at North Carolina*	1-2	0-0	0-0	2-4-6	3	2	0	0	0	1	19
vs. Pittsburgh+	1-2	0-0	0-0	0-1-1	3	2	4	2	0	0	12
vs. Miami+	0-2	0-0	2-2	1-2-3	2	2	1	2	0	0	5
vs. Virginia+	0-0	0-0	2-2	0-2-2	2	2	1	2	0	0	12
vs. Oral Roberts#	2-2	0-0	0-0	1-1-2	2	4	0	2	0	0	7
vs. Tennessee#	0-0	0-0	0-0	0-0-0	0	0	0	0	0	0	4

^ - Game started  
[] AP ranking  
\* ACC game  
+ ACC Tournament game  
# NCAA Tournament game

CAREER STATISTICS





20



## NEAL BEGOVICH

GRADUATE (TR) FORWARD 6-9 230 SAN FRANCISCO, CALIF. ST. IGNATIUS COLLEGE PREP STANFORD

### 2023-24 (GRADUATE AT DUKE)

- A graduate transfer to Duke after a four-year playing career at Stanford
- Earned his economics degree from Stanford and is pursuing his Master of Management Studies graduate degree from Duke's Fuqua School of Business
- Joins his brother, Daniel, who is in his second year as a graduate assistant for the Blue Devils

### 2022-23 (REDSHIRT-JUNIOR AT STANFORD)

- Appeared in eight games with two starts
- Scored seven points with nine rebounds
- Tallied field goals against Cal Poly (Nov. 18) and Green Bay (Dec. 16)
- Secured a career-best three rebounds vs. Washington (Feb. 26)

### 2021-22 (REDSHIRT-SOPHOMORE AT STANFORD)

- Pac-12 Winter Academic Honor Roll
- NABC Honors Court
- Appeared in four games off the bench
- Scored two points with one rebound

### 2020-21 (REDSHIRT-FRESHMAN AT STANFORD)

- Academic All-Big Ten selection
- Started all 31 games at center, averaging 9.0 points, a team-high 6.1 rebounds and 1.5 assists
- Led the team with a .535 field goal percentage
- Scored in double figures 13 times and logged three double-doubles
- Went 4-of-7 from the field and 11-of-12 from the free throw line for 19 points and 12 rebounds against Norfolk State (11/22)
- Netted 25 points on 11-of-15 shooting with 12 boards and four assists against SIUE (12/15)
- Scored 17 points on 8-of-11 from the field with eight rebounds, two assists and two blocked shots at Maryland (2/18)

### 2019-20 (FRESHMAN AT STANFORD)

- Redshirted first season on campus.

### HIGH SCHOOL

- 2019 graduate of St. Ignatius College Prep in San Francisco
- 2019 San Francisco Examiner Senior of the Year
- San Francisco Chronicle All-Metro selection, a Bay Area News Group All-Area pick and a San Francisco Examiner All-City selection as a senior
- Most Valuable Player of the San Francisco City Basketball All-Star Game
- Selected to the Bay Area team for the All-NorCal Games
- Helped lead St. Ignatius to the West Coast Athletic League title as a junior
- All-West Catholic Athletic League honors his senior season
- Wildcats reached the CIF Central Coast Section quarterfinals his senior season
- Recipient of the Hank Luisetti Scholar-Athlete Trophy at the San Francisco High School Awards Banquet

### PERSONAL

- Full name is Neal Matthew Begovich
- Born on Nov. 9, 2000 in San Francisco, Calif.
- Son of Mariann and the late Dan Begovich
- His older brothers, Daniel and Joseph, both played basketball at Stanford
- Daniel is in his second year as a graduate assistant for the Duke men's basketball program
- Late father, Dan, played basketball at California in the 1970s





# CALEB FOSTER

FRESHMAN GUARD 6-5 197 HARRISBURG, N.C. NOTRE DAME (CALIF.)

## HIGH SCHOOL

- Rated by 247Sports with five stars as the No. 22 player nationally, the No. 4 combo guard and the No. 3 player from the state of California
- Rated by ESPN with five stars as the No. 24 player nationally, the No. 7 point guard and the No. 4 player from the state of California
- Transferred from Oak Hill Academy in Virginia to Notre Dame High School in California for his senior season
- Named MaxPreps California Player of the Year following his senior season after averaging 21.4 points, 6.8 rebounds and 3.9 assists per game
- Played for Team Thad (Tenn.) on the Nike EYBL circuit
- Averaged 28.3 points, 5.7 rebounds and 4.7 assists a game in the final EYBL session in Kansas City in the summer of 2022
- Was a force at the 2022 Nike Peach Jam, averaging 25.2 points, shooting .444 from the three-point line with 4.7 assists a game
- Initially committed to Duke on Sept. 16, 2021
- Also had offers from Illinois, Stanford and Louisville among others

## PERSONAL

- Full name is Caleb Cornelius Foster
- Born on July 16, 2004 in Charlotte, N.C.
- Son of Nickey and Yvonne Foster
- Has a brother, Jordan Marsh, and three sisters - Ivy, Candace and Jasmine



1







0



## JARED McCain

FRESHMAN GUARD 6-3 197 SACRAMENTO, CALIF. CENTENNIAL

### HIGH SCHOOL

- Rated by 247Sports with five stars as the No. 14 player nationally, the No. 3 combo guard and the No. 1 player from the state of California
- Rated by ESPN with five stars as the No. 10 player nationally, the No. 2 shooting guard and the No. 1 player from the state of California
- Named the Gatorade California Player of the Year after both his junior and senior seasons
- Named a McDonald's All-American, scoring nine points for Team West
- Averaged 18.0 points, 7.1 rebounds, 4.0 assists and 1.5 steals in 34 games as a senior
- Helped lead Centennial to a second consecutive California Open Division state title in the 2021-22 season
- Named the MVP of the Open Division in 2022
- Also earned first-team Open Division and All-League honors in 2019 and 2021
- Played for Russell Westbrook's Team Why Not on the Nike EYBL circuit
- Part of the gold medal winning USA U18 National Team in Mexico
- Initially committed to Duke on March 18, 2022
- Also had offers from Gonzaga, Kansas and Houston among others

### PERSONAL

- Full name is Jared Dane McCain
- Born on Feb. 20, 2004 in Sacramento, Calif.
- Son of Lance and Jina McCain
- Has a brother, Jayce, who played collegiately at Cal State San Marcos
- His dad, Lance, played basketball at Midland College and was teammates with Spud Webb





TJ  
POWER

FRESHMAN FORWARD 6-9 216 SHREWSBURY, MASS. WORCESTER ACADEMY

## HIGH SCHOOL

- Rated by 247Sports with five stars as the No. 16 player nationally, the No. 4 power forward and the No. 1 player from the state of Massachusetts
- Rated by ESPN with four stars as the No. 32 player nationally, the No. 6 power forward and the No. 1 player from the state of Massachusetts
- Named the Massachusetts Gatorade Player of the Year for the 2021-22 season
- Averaged 13.1 points, 7.2 rebounds, 2.7 assists and 1.5 steals as a junior at Worcester Academy
- Averaged 23.7 points and shot 45 percent from three-point in the final EYBL session in Kansas City in the summer of 2022, including a 41-point, 15-rebound, five-assist outburst against Houston Hoops
- Helped lead Worcester Academy to back-to-back NEPSAC Class AA championships in his junior and senior seasons
- Initially committed to Duke on Sept. 7, 2022
- Also had offers from North Carolina, Virginia, Iowa and Notre Dame among others
- A standout prep baseball player as well, winning a CNEPSBL title in May of 2023 with Worcester Academy.
- Pitched 20.2 innings as a senior with a 1.69 ERA and 31 strikeouts while issuing just three walks
- Duke women's basketball signee Oluchi Okananwa also attended Worcester Academy

## PERSONAL

- Full name is Thomas James Power
- Born on Sept. 23, 2003 in Worcester, Mass.
- Son of Tom and Shannon Power
- Has a sister, Lauren
- His uncle, Mike, played quarterback at Boston College and his great uncle, Frank, coached basketball at Boston College







13



## SEAN STEWART

FRESHMAN FORWARD 6-9 227 WINDERMERE, FLA. MONTVERDE ACADEMY

### HIGH SCHOOL

- Rated by 247Sports with five stars as the No. 21 player nationally, the No. 6 power forward and the No. 2 player from the state of Florida
- Rated by ESPN with five stars as the No. 19 player nationally, the No. 5 power forward and the No. 1 player from the state of Florida
- Named a McDonald's All-American, scoring six points for Team East while also grabbing a game-high eight rebounds
- Joins former Blue Devils RJ Barrett and Dariq Whitehead from powerhouse Montverde Academy
- Transferred to Montverde for his senior season after beginning his high school career at Windermere (Fla.), where he averaged 20.5 points, 13.6 rebounds and shot .521 from the field and totaled 553 points as a junior
- Initially committed to Duke on Dec. 23, 2021
- Played for the USA U-17 National Team, helping the squad to a gold medal at the 2022 FIBA World Cup in Spain in July
- Scored 10 points with 10 rebounds in the FIBA World Cup gold medal game win over Spain, 79-67
- Played for the Florida Rebels on the Nike EYBL circuit
- Also had offers from Michigan, Georgetown and Ohio State among others
- Grew up a Duke fan
- His father, Mike, played eight years in the NBA, while grandfather, Mike, played at Santa Clara where he was Player of the Year in 1972

### PERSONAL

- Full name is Sean Michael Stewart
- Born on February 7, 2005 in Boston, Mass.
- Son of Michael and Nicole Stewart
- Has a brother, Miles







## COACHES & STAFF

Jon Scheyer	32-37
Chris Carrawell	38
Jai Lucas	39
Emanuel Dildy	40
Will Avery	41
Managers	42
Support Staff	32-44
Basketball Legacy Fund	45
Endowed Scholarships	46





## JON SCHEYER QUICK FACTS

### BIRTHDATE

August 24, 1987

### HIGH SCHOOL

Glenbrook North, Northbrook, Ill.

### COLLEGE CAREER

Four-year letterman, Duke, 2007-2010

### COLLEGE DEGREE

B.A., History, Duke, 2010

### COLLEGE HONORS

Co-captain, 2009, 2010  
 Consensus Second Team All-America, 2010  
 All-NCAA Final Four Team, 2010  
 First Team All-ACC, 2010  
 NCAA Tournament All-South Region, 2010  
 ACC Tournament MVP, 2009  
 All-Preseason NIT, 2009  
 First Team ACC All-Tournament, 2009, 2010

### COACHING CAREER

Special Assistant, Duke, 2013-14  
 Assistant Coach, Duke, 2014-18  
 Associate Head Coach, Duke, 2018-22  
 Head Coach, Duke, 2022-present

### FAMILY

Family: Wife, Marcelle (married May 2017); Children, Noa (born January 2018), Jett (born August 2019) and James (born May 2022)

# HEAD COACH JON SCHEYER

11TH SEASON AT DUKE • SECOND SEASON AS HEAD COACH • DUKE '10 • CAREER RECORD: 27-9

Former Duke All-American and two-time team captain Jon Scheyer was named the 20th head coach in Duke University's storied basketball history on June 4, 2021. He succeeded Hall of Fame head coach Mike Krzyzewski, who announced in June 2021 his plan to retire following the 2021-22 season.

Scheyer, who enters his second season as head coach in 2023-24, has vast experience on the Duke bench, having served on Krzyzewski's staff since the 2013-14 season. His previous roles with the Blue Devils include special assistant, assistant coach and the previous three years as associate head coach.

The 35-year-old Scheyer was among the youngest head coaches in Division-I men's basketball, and the youngest at a power conference institution, at the time of his hire. He was named to The Athletic's 40 Under 40 in college sports in 2022 and was previously touted as one of the best assistant coaches in college basketball.

### RECORD-SETTING DEBUT SEASON AS HEAD COACH

Leading the Blue Devils to a 27-9 mark in his first season, Duke captured the ACC Tournament title and went undefeated at home as Scheyer became the first coach in the conference's storied history to post an undefeated home record in a debut season and the first to lead a team to an ACC title as both a player (2009, 2010) and as a head coach (2023).

He is just the fourth major conference coach all-time to win 27 or more games at age 50 or younger in a debut season and the first to do so at 35 or younger. In Division I history, only seven other coaches younger than 35 years old have won more games in a debut season.

Playing its best basketball as the season progressed, Scheyer's first squad carried a nine-game winning streak into the program's 45th NCAA Tournament, the fourth longest winning streak entering the NCAA Tournament in program history. The

THE MICHAEL W. KRZYZEWSKI LEADERSHIP HEAD COACHING POSITION

Blue Devils stretched the winning streak to 10 with a dominant first-round win.

Overcoming a season plagued by injuries and with one of the nation's youngest teams that returned just one starter from the 2022 Final Four run, Scheyer's squad was 19-1 with its full roster available. With an emphasis on defense and rebounding, the Blue Devils ranked top-20 in nearly every rebounding statistic and were top 30 defensively.

Scheyer was named a finalist for the Joe B. Hall Coach of the Year Award, presented annually to the best first-year coach in college basketball.

In his 14 seasons as player and coach at Duke, Scheyer has been part of two National Championships (2010, 2015), three Final Fours (2010, 2015, 2022), five ACC Tournament crowns (2009, 2010, 2017, 2019, 2023), while averaging 27.6 wins per season with a winning percentage of .780 (387-109).

### RECRUITING AND DEVELOPING THE NATION'S BEST

The Northbrook, Ill., native has been integral in the recruiting and development of several young Duke stars since joining the staff. In accepting Duke's head-coaching position a year before taking the helm, Scheyer was able to fully recruit the nation's No. 1-ranked freshman class for the 2022-23 campaign -- highlighted by the top two-ranked players -- Dereck Lively II and Dariq Whitehead. He followed that by landing the No. 2 overall class in 2023-24 class with four top-25 signees.

Duke has finished top three in ESPN.com's class recruiting rankings every season with Scheyer on the staff, including the No. 1 class five times (2014, 2015, 2017, 2018, 2022).

A total of 28 Duke players have been drafted, including 22 first-rounders, with Scheyer on the staff, highlighted by overall No. 1 selections Zion Williamson in 2019 and Paolo Banchero







## WHAT THEY'RE SAYING ABOUT JON SCHEYER

"Simply put, Jon Scheyer is Duke. As you know, he came to Duke in 2006 and enjoyed an outstanding career as a student-athlete. His blood, sweat and tears are in these hardwoods. As a player and assistant coach, Jon learned from the very best in Mike Krzyzewski. He is a teacher and mentor in his own right -- passionate about the student-athlete experience, both on and off the floor. Jon knows what it takes to achieve excellence -- he's a national champion."

• **DUKE VICE PRESIDENT & DIRECTOR OF ATHLETICS**  
**NINA KING**



"Jon is not just committed to Duke's passion for excellence in athletics and academics, he has lived it. He has been a student-athlete, a team captain, a national championship player and coach. There is no one better prepared or more committed to carry on Coach K's legacy, and to drive the continued eminence of our basketball program and our university than Jon Scheyer."

• **DUKE PRESIDENT VINCENT PRICE**

in 2022. Williamson was the consensus National Player of the Year in 2019, while Banchemo was an All-American and ACC Rookie of the Year in 2022. His first draftees as a head coach -- Lively and Whitehead -- were each first-round picks in 2023.

Williamson and Banchemo join six other Scheyer-coached Blue Devils to be named ACC Rookie of the Year, including Kyle Filipowski this past season - Scheyer's first commitment in the 2022-23 class, who chose to wear the No. 30 in honor of his first-year head coach.

Scheyer helped mentor Tyus Jones to Final Four Most Outstanding Player honors and an NBA first-round pick in 2015. Five years later, Tyus' brother Tre was named both the ACC Player of the Year and Defensive Player of the Year after a remarkable 2020 campaign.

Tre is one of 11 to earn All-America recognition with Scheyer on staff - a list that also includes Quinn Cook, Grayson Allen, Luke Kennard, RJ Barrett, Williamson and Banchemo.

Allen finished his remarkable four-year career in 2018 as the 12th-leading scorer in Duke history with 1,996 points and joined Scheyer as two of just five Blue Devils in history with 1,900 or more points, 400 or more rebounds and 400 or more assists (Grant Hill, Danny Ferry, Johnny Dawkins).

### AMONG DUKE'S WINNINGEST PLAYERS

As a player, Scheyer was one of the most versatile and reliable Blue Devils all-time, concluding his career as the only player in school history to record at least 2,000 points, 500 rebounds, 400 assists, 250 three-point field goals and 200 steals. He averaged 14.4 points per game while scoring in double figures 114 times (sixth-most in Duke history) and leading the Blue Devils to a 115-29 (.799) record.

A two-time team captain, Scheyer scored 2,077-career points and still ranks 10th on Duke's all-time scoring list. He ranks third in Duke history in free throws made (608), fourth in free

throw percentage (.861; 10th in ACC history) and three-point field goals made (297; 13th in ACC history) and sixth in free throw attempts (706). He played in 144 consecutive games, tied for the second-longest streak in Duke history, while his 4,459 minutes played rank fourth in ACC history.

As a senior in 2010, Scheyer averaged 18.2 points, 4.9 assists and 1.6 steals per game from the point guard position to spark Duke to a 35-5 record and its fourth national championship. He was a consensus second-team All-American and a first-team All-ACC pick in his final season after starting all 40 contests and scoring in double figures in all but two games on the year. His 1,470 minutes played as a senior remains the ACC single-season record.

Scheyer was named MVP of the ACC Tournament as a junior in 2009, averaging 21.7 points and 4.0 rebounds as Duke took home the title.

### BEFORE DUKE

He was a McDonald's and Parade All-American as a senior at Glenbrook North High School in 2006. Already recognized as an elite scorer, his legend grew when he scored 21 points in 75 seconds at the Proviso West Holiday Tournament as a senior. He closed his career as the fourth-leading scorer in Illinois high school basketball history with 3,034 points. He is the only player in Illinois history to rank in the state's career top 10 in points, assists and steals.

A two-time Gatorade Illinois Player of the Year, Scheyer was named to the 100 Legends of Illinois Basketball in 2007.

Following his graduation from Duke in 2010, Scheyer played professionally with the Rio Grande Valley Vipers in the NBA D League and overseas with Maccabi Tel Aviv and Gran Canaria.

### PERSONAL

Scheyer married his wife Marcelle in May 2017. The couple have three young children, a girl named Noa (born January 2018),

and boys Jett (August 2019) and James (May 2022).

Taking an active role in the Durham community, he and Marcelle began the Scheyer Kid Captain program in 2022-23. The program provides a connection between the Duke Basketball program and the life-saving work performed daily at Duke Children's - one of the nation's leading children's hospitals - by inviting a patient and family from Duke Children's to spend a gameday with the team, attend practice and sit behind the bench.



HERE COMES DUKE



**HEAD COACH JON SCHEYER**  
**JON SCHEYER YEAR-BY-YEAR AT DUKE**

COACHES & STAFF

**AS A PLAYER**

Year	Overall	ACC	ACC Tournament	NCAA Tournament	Notable	
2006-07	Freshman Guard	22-11	8-8 (T6th)	First Rd (0-1)	First Rd (0-1)	Started 32 of 33 games; averaged 12.2 ppg
2007-08	Sophomore Guard	28-6	13-3 (2nd)	Semifinals (1-1)	Second Rd (1-1)	Played all 34 games; .889 free throw pct. ranks t-5th at Duke
2008-09	Junior Guard	30-7	11-5 (T2nd)	<b>Champion</b> (3-0)	Sweet 16 (2-1)	Co-captain; started 35 of 37 games; averaged 14.9 ppg; ACC Tournament MVP
2009-10	Senior Guard	35-5	13-3 ( <b>1st</b> )	<b>Champion</b> (3-0)	<b>Champion</b> (6-0)	Co-captain; consensus Second Team All-America; First Team All-ACC
<b>Career</b>	<b>115-29 (.799)</b>	<b>45-19 (.703)</b>	<b>7-2 (.778)</b>	<b>9-3 (.750)</b>	<b>.861 career FT pct (4th at Duke); 144 consecutive games played (t-2nd)</b>	

**ON THE STAFF**

Position	Overall	ACC	ACC Tournament	NCAA Tournament	Notable	
2013-14	Special Assistant	26-9	13-5 (3rd)	Finals (2-1)	First Rd (0-1)	Scheyer's first season on staff
2014-15	Assistant Coach	35-4	15-3 (2nd)	Semifinals (1-1)	<b>Champion</b> (6-0)	Duke's 5th national championship; Jahliil Okafor named ACC Player/Frosh of Yr
2015-16	Assistant Coach	25-11	11-7 (T5th)	Quarterfinals (1-1)	Sweet 16 (2-1)	Brandon Ingram named ACC Freshman of the Year
2016-17	Assistant Coach	28-9	11-7 (T5th)	<b>Champion</b> (4-0)	Second Rd (1-1)	ACC Champions; Luke Kennard named Second Team All-American
2017-18	Assistant Coach	29-8	13-5 (2nd)	Semifinals (1-1)	Elite Eight (3-1)	Marvin Bagley III named ACC Player/Freshman of the Year
2018-19	Associate Head Coach	32-6	14-4 (3rd)	<b>Champion</b> (3-0)	Elite Eight (3-1)	ACC Champions; Final AP No. 1 ranking; Overall No. 1 draft pick Zion Williamson
2019-20	Associate Head Coach	25-6	15-5 (4th)	Quarterfinals (0-0)*	--	Tre Jones named ACC Player and Defensive Player of the Year
2020-21	Associate Head Coach	13-11	9-9 (10th)	Quarterfinals (2-0)**	--	Matthew Hurt named ACC Most Improved Player
2021-22	Associate Head Coach	32-7	16-4 ( <b>1st</b> )	Finals (2-1)	Semifinals (4-1)	ACC reg season champion; Final Four; Overall No. 1 draft pick Paolo Banchero
2022-23	Head Coach	27-9	14-6 (4th)	<b>Champion</b> (3-0)	Second Rd (1-1)	First first-year ACC coach to go undefeated at home in a season (16-0)
<b>Totals</b>	<b>272-80 (.773)</b>	<b>131-55 (.704)</b>	<b>19-5 (.792)</b>	<b>20-7 (.741)</b>	<b>First in ACC history to win tournament as both a player and head coach</b>	

\* Postseason canceled by COVID-19 pandemic; \*\* Season ended by Duke's COVID protocols

**PLAYING CAREER HIGHS**

Points	36 vs. Gardner-Webb, 12/15/09
Rebounds	12 vs. Pittsburgh, 12/20/07
Assists	11 vs. Penn, 12/31/09
Steals	5, four times, last vs. Virginia, 2/28/10
3-Pt FG	7 vs. Gardner-Webb, 12/15/09
Free Throws	13, two times, last vs. FSU, 3/15/09

**CAREER PLAYING STATISTICS**

	GP-GS	Min	FG-FGA	Pct	3PT-A	Pct	FT-FTA	Pct	Reb	Avg	PF-DQ	Ast	Trn	Blk	Stl	Pts	Avg
2006-07	33-32	1112	113-284	.398	61-167	.365	115-136	.846	110	3.3	57-1	61	52	5	39	402	12.2
2007-08	34-1	963	115-259	.444	47-121	.388	120-135	.889	134	3.9	56-0	83	37	9	46	397	11.7
2008-09	37-35	1214	146-368	.397	79-205	.385	179-214	.836	134	3.6	62-0	102	57	6	58	550	14.9
2009-10	40-40	1470	212-531	.399	110-287	.383	194-221	.878	144	3.6	54-0	194	65	10	65	728	18.2
<b>Total</b>	<b>144-108</b>	<b>4759</b>	<b>586-1,442</b>	<b>.406</b>	<b>297-780</b>	<b>.381</b>	<b>608-706</b>	<b>.861</b>	<b>522</b>	<b>3.6</b>	<b>229-1</b>	<b>440</b>	<b>211</b>	<b>30</b>	<b>208</b>	<b>2,077</b>	<b>14.4</b>

"I've said many times that Jon Scheyer is one of the smartest coaches in the country. He showed that repeatedly as a member of our staff the past eight seasons. He is ready for this amazing opportunity and clearly recognizes the significance of the position in which he finds himself. He understands the unique culture of Duke Basketball and he and his staff will carry it forward in an ever-changing college athletics environment. Jon is a rising star in the profession and Duke could not be in better hands moving forward."

• MIKE KRZYZEWSKI, FORMER DUKE (1980-2022) & USA BASKETBALL (2005-16) HEAD COACH





# HEAD COACH JON SCHEYER

## SCHEYER BY THE NUMBERS

- 36** YEARS OF AGE -- YOUNGEST POWER CONFERENCE HEAD COACH
- 144** CAREER GAMES PLAYED AT DUKE (T-6TH IN DUKE HISTORY)
- .861** CAREER FREE THROW PERCENTAGE (4TH IN DUKE HISTORY)
- 4,759** CAREER MINUTES PLAYED (4TH IN DUKE HISTORY)
- 1,470** MINUTES PLAYED AS A SENIOR (BOTH A DUKE & ACC RECORD)
- 14** NUMBER OF SEASONS AT DUKE AS BOTH A PLAYER AND COACH
- 27.6** AVERAGE NUMBER OF VICTORIES PER SEASON WHILE AT DUKE
- .780** CAREER WINNING PERCENTAGE AS A DUKE PLAYER AND COACH
- 10** TOP-3 RECRUITING CLASSES IN 10 YEARS WITH SCHEYER ON STAFF
- 5** ACC TOURNAMENT CHAMPIONSHIPS (2009, 2010, 2017, 2019, 2023)
- 2** NATIONAL CHAMPIONSHIPS (2010, 2015)
- 25** ALL-ACC SELECTIONS COACHED (11 FIRST-TEAMERS)
- 11** ALL-AMERICANS COACHED (5 CONSENSUS FIRST-TEAMERS)
- 15** MAJOR ACC AWARD WINNERS COACHED (FOUR PLAYERS OF THE YEAR)  
 Jabari Parker (2014 Freshman of the Year)  
 Jahliil Okafor (2015 Player of the Year & Freshman of the Year)  
 Brandon Ingram (2016 Freshman of the Year)  
 Marvin Bagley III (2018 Player of the Year & Freshman of the Year)  
 Zion Williamson (2019 Player of the Year & Freshman of the Year)  
 Tre Jones (2020 Player of the Year & Defensive Player of the Year)  
 Vernon Carey Jr. (2020 Freshman of the Year)  
 Matthew Hurt (2021 Most Improved Player)  
 Paolo Banchemo (2022 Freshman of the Year)  
 Mark Williams (2022 Defensive Player of the Year)  
 Kyle Filipowski (2023 Freshman of the Year)
- 28** TOTAL NBA DRAFT PICKS COACHED (\*20 FIRST ROUNDERS)  
 \*Jabari Parker                                \*Zion Williamson  
 \*Rodney Hood                                \*RJ Barrett  
 \*Jahliil Okafor                                \*Cam Reddish  
 \*Justise Winslow                                Vernon Carey Jr.  
 \*Tyus Jones                                    Tre Jones  
 \*Brandon Ingram                                Cassius Stanley  
 \*Jayson Tatum                                 \*Jalen Johnson  
 \*Luke Kennard                                \*Paolo Banchemo  
 \*Harry Giles                                   \*Mark Williams  
 Frank Jackson                                \*AJ Griffin  
 \*Marvin Bagley III                            \*Wendell Moore Jr.  
 \*Wendell Carter, Jr.                           Trevor Keels  
 \*Grayson Allen                                \*Dereck Lively II  
 Gary Trent, Jr.                                 \*Dariq Whitehead



"Jon Scheyer is an outstanding young coach. He's technically skilled and I think he's more than capable of doing this and doing it at the highest level. I'm a believer."  
 • FORMER BLUE DEVIL, ESPN'S JAY BILAS

"He's just a soulful dude. He really is. We were roommates - we spent a lot of time together. Jon cares about what's going on with other people."  
 • FORMER DUKE TEAMMATE GERALD HENDERSON

"Jon is a basketball savant. I think his abilities to draw up plays on the spot and his knowledge of the game are really next level. You combine those two, and I think you have something very special."  
 • FORMER BLUE DEVIL, ESPN'S JAY WILLIAMS

"I could not be more excited for Jon and for the opportunity that he has in front of him to continue the great tradition of Duke Basketball. As a former player, I am thrilled that one of us is taking the mantle."  
 • FORMER BLUE DEVIL, HARVARD COACH TOMMY AMAKER





HEAD COACH JON SCHEYER

COACHES & STAFF



The Scheyer Family -- Jon, Marcelle, James, Jett and Noa.



"I love Jon. I think Jon is going to do a terrific job. He's the next guy in line there and it should happen that way. It's a natural progression, so I'm excited about that. I think he's going to do a great job."

• **FORMER BLUE DEVIL, UCF COACH JOHNNY DAWKINS**

"Jon brings a passion for the Duke jersey that is contagious with everyone around him. His LOVE for Duke is special as he has lived it as a multi talented player and as a member of the staff."

• **ESPN's DICK VITALE**

"Jon showed as a player that he is a champion. Now he will show it again as a head coach. This is obviously a big job, but I can't imagine anyone being more prepared or better equipped to undertake it."

• **CBS SPORTS' SETH DAVIS**

"We all know that college sports are based around recruiting, and the great thing about Jon is that he's been there his whole adult life. He played at Duke, he's been on that sideline for a number of years - he'll do a great job."

• **FORMER BLUE DEVIL, ACC NETWORK'S CARLOS BOOZER**

"A lifetime decision into The Brotherhood. Jon Scheyer is prepared and ready to lead. He understands what lies ahead and will have all us standing with him."

• **FORMER BLUE DEVIL BILLY KING**

"He was a coach's player. It's one of the things that made him a great winner. He always saw everything through the coach's eyes -- both his own game and his teammates, and then he was able to communicate that."

• **ESPN's CHRIS SPATOLA**



# HEAD COACH JON SCHEYER

## SCHEYER ERA TEAM HIGHS/LOWS

	DUKE	OPPONENT
Points 1st Half	High 48 vs. Pittsburgh (3/9/23)	46 by Purdue (11/27/22)
	Low 21 vs. Tennessee (3/18/23)	17 by Virginia (3/11/23)
Points 2nd Half	High 50 vs. Delaware (11/18/22)	43 by Ohio State (11/30/22)
	Low 21 vs. Purdue (11/27/22)	18, 2x, last by Georgia Tech (1/28/23)
Total Points	High 96 vs. Pittsburgh (3/9/23)	84 by NC State (1/4/23)
	Low 52 vs. Tennessee (3/18/23)	38 by USC Upstate (11/11/22)
FG Made	High 36 vs. Pittsburgh (3/9/23)	33 by NC State (1/4/23)
	Low 16 vs. Oregon State (11/24/22)	15 by USC Upstate (11/11/22)
FG Attempted	High 68, twice, last vs. Delaware (11/18/22)	70, 2x, last vs. North Carolina (2/4/23)
	Low 45 vs. Virginia (3/11/23)	43 by Oregon State (11/24/22)
FG Percentage 1st Half	High .630 vs. Pittsburgh (3/9/23)	.680 by Virginia Tech (1/23/23)
	Low .292 at NC State (1/4/23)	.265 by Oral Roberts (3/16/23)
FG Percentage 2nd Half	High .633 at Georgia Tech (1/28/23)	.556 by Virginia (2/11/23)
	Low .207 vs. Oregon State (11/24/22)	.267 by North Carolina (3/4/23)
FG Percentage	High .621 vs. Pittsburgh (3/9/23)	.571 by Virginia Tech (1/23/23)
	Low .267 vs. Oregon State (11/24/22)	.278 by USC Upstate (11/11/22)
3-Pt. FG Made	High 14 vs. Bellarmine (11/21/22)	10, 3x, last by Virginia Tech (1/23/23)
	Low 2, 2x, last vs. NC State (2/28/23)	3, 5x, last by Clemson (1/14/23)
3-Pt. FG Att.	High 35 vs. Bellarmine (11/24/22)	32 by Oral Roberts (3/16/23)
	Low 11, 2x, last vs. North Carolina (1/4/23)	13 by Ohio State (11/30/22)
3-Pt. FG Pct.	High .500, 2x, last vs. Miami (3/10/23)	.526 by Virginia Tech (1/23/23)
	Low .105, 2x, last vs. NC State (2/28/23)	.158 by Kansas (11/15/22)
FT Made	High 26 vs. Ohio State (11/30/22)	22, by Wake Forest (12/20/22)
	Low 4, 2x, last vs. Tennessee (3/18/23)	1 by USC Upstate (11/11/22)
FT Attempted	High 30 vs. Ohio State (11/30/22)	26, 2x, last by Florida State (12/31/22)
	Low 4 at Syracuse (2/18/23)	2 by USC Upstate (11/11/22)
FT Percentage	High 1.000 at Syracuse (2/18/23)	1.000, 2x, last by UMES (12/10/22)
	Low .571 vs. Tennessee (3/18/23)	.409 by Virginia (2/11/23)
Off. Rebounds	High 24 vs. Pittsburgh (1/11/23)	16 by Miami (2/6/23)
	Low 6 vs. Tennessee (3/18/23)	5, 5x, last by Virginia (2/11/23)
Def. Rebounds	High 34 vs. Iowa (12/6/22)	29 by North Carolina (3/4/23)
	Low 19 at Miami (2/6/23)	15, 2x, by Syracuse (2/18/23)
Total Rebounds	High 52 vs. USC Upstate (11/11/22)	42 by Purdue (11/27/22)
	Low 30, 3x, last vs. Tennessee (3/18/23)	20 by UMES (12/10/22)
Assists	High 27 vs. Pittsburgh (3/9/23)	21, 2x, last by Miami (2/6/23)
	Low 5 vs. North Carolina (3/4/23)	5 by Oregon State (11/24/22)
Blocked Shots	High 11 vs. North Carolina (2/4/23)	13 by Kansas (11/15/22)
	Low 2, 5x, last vs. Virginia (3/11/23)	0, 3x, last by UMES (12/10/22)
Steals	High 15 vs. USC Upstate (11/11/22)	14 by UMES (12/10/22)
	Low 2, 3x, last vs. NC State (2/28/23)	2 by Oregon State (11/24/22)
Turnovers	High 22 at Virginia (2/11/23)	23 by USC Upstate (11/11/22)
	Low 6 vs. Louisville (2/20/23)	6, 4x, last by Miami (3/10/23)
Personal Fouls	High 24 at Virginia (2/11/23)	25 by Ohio State (11/30/22)
	Low 7 vs. UMES (12/10/22)	8 by Oral Roberts (3/16/23)


## SCHEYER ERA PLAYER HIGHS

	DUKE	OPPONENT
Total Points	29 by Kyle Filipowski at Virginia Tech (1/23/23)	27, 2x, last by Olivier Nkamhoua, Tennessee (3/18/23)
First Half Points	17 by Jeremy Roach vs. Wake Forest (1/31/23)	18 by PJ Hall, Clemson (1/14/23)
Second Half Points	19 by Jeremy Roach vs. Virginia (3/11/23)	23 by Olivier Nkamhoua, Tennessee (3/18/23)
FG Made	9, 6x, last by Jeremy Roach vs. Oral Roberts (3/16/23)	11, 2x, last by Dane Goodwine, Notre Dame (2/14/23)
FG Attempted	22 by Kyle Filipowski vs. Clemson (1/14/23)	26 by Jalen Wilson, Kansas (11/15/22)
3-Pt. FG Made	4, 9x, last by Kyle Filipowski vs. Pittsburgh (3/9/23)	6 by Jarkel Joiner, NC State (2/28/23)
3-Pt. FG Attempted	9, 2x, last by Tyrese Proctor vs. Clemson (1/14/23)	12, 2x, last by Jarkel Joiner, NC State (2/28/23)
FT Made	11 by Kyle Filipowski vs. Pittsburgh (1/11/23)	13 by Tyree Appleby, Wake Forest (12/20/22)
FT Attempted	13 by Kyle Filipowski vs. Pittsburgh (1/11/23)	14 by Tyree Appleby, Wake Forest (12/20/22)
Rebounds	15, 2x, last by Kyle Filipowski vs. Pittsburgh (1/11/23)	14 by Norchad Omier, Miami (1/21/23)
Offensive Rebounds	8 by Ryan Young vs. Oregon State (11/24/22)	6 by Devin McGlockton, Boston College (12/3/22)
Defensive Rebounds	11, 2x, last by Kyle Filipowski vs. Wake Forest (1/31/23)	10 by Norchad Omier, Miami (1/21/23)
Assists	11 by Jeremy Roach vs. Virginia Tech (2/25/23)	10 by Dajuan Harris, Kansas (11/15/22)
Turnovers	5, 8x, last by Jeremy Roach vs. Tennessee (3/18/23)	8 by Tyree Appleby, Wake Forest (12/20/22)
Blocked Shots	8 by Dereck Lively II vs. North Carolina (2/4/23)	5 by Semy N'Diaye, USC Upstate (11/11/22)
Steals	4, 3x, last by Kyle Filipowski vs. Oral Roberts (3/16/23)	5 by Kevon Voyles, UMES (12/10/22)
Minutes	41:26 by Tyrese Proctor at Virginia (2/11/23)	40:54 by Reece Beekman, Virginia (2/11/23)

## HEAD COACHING RECORD VS. ALL OPPONENTS

	W	L	Last Played
Bellarmine	1	0	2022-23
Boston College	2	0	2022-23
Clemson	0	1	2022-23
Delaware	1	0	2022-23
Florida State	1	0	2022-23
Georgia Tech	1	0	2022-23
Iowa	1	0	2022-23
Jacksonville	1	0	2022-23
Kansas	0	1	2022-23
Louisville	1	0	2022-23
Maryland Eastern Shore	1	0	2022-23
Miami	2	1	2022-23
NC State	1	1	2022-23
North Carolina	2	0	2022-23
Notre Dame	1	0	2022-23
Ohio State	1	0	2022-23
Oral Roberts	1	0	2022-23
Oregon State	1	0	2022-23
Pittsburgh	2	0	2022-23
Purdue	0	1	2022-23
Syracuse	1	0	2022-23
Tennessee	0	1	2022-23
USC Upstate	1	0	2022-23
Virginia	1	1	2022-23
Virginia Tech	1	1	2022-23
Wake Forest	1	1	2022-23
Xavier	1	0	2022-23

COACHES & STAFF



## SCHEYER HEAD COACHING FIRSTS

### GAME

Nov. 11, 2022 vs. Jacksonville in Durham

### VICTORY

Nov. 11, 2022 over Jacksonville, 71-44, in Durham

### STARTING LINEUP

Jeremy Roach, Tyrese Proctor, Ryan Young, Mark Mitchell  
Kyle Filipowski vs. Jacksonville (Nov. 11, 2022)

### DUKE POINTS

Dunk by Mark Mitchell, assist from Tyrese Proctor, 19:21 of first half vs. Jacksonville (Nov. 11, 2022)

### VICTORY AWAY FROM CAMERON INDOOR STADIUM

Nov. 24, 2022 over Oregon State, 54-51, in Portland, Ore.

### VICTORY OVER A TOP 25 TEAM

Nov. 30, 2022 over #25 Ohio State, 81-72, in Durham

### ACC VICTORY

Dec. 3, 2022 over Boston College, 75-59, in Durham

### ACC ROAD VICTORY

Jan. 7, 2023 over Boston College, 65-64, in Chestnut Hill, Mass.

### ACC TOURNAMENT VICTORY

Mar. 9, 2022 over Pittsburgh, 96-69, in Greensboro

### NCAA TOURNAMENT VICTORY

Mar. 16, 2023 over Oral Roberts, 74-51, in Orlando, Fla.

### CAREER VICTORY NO. 10

Dec. 10, 2022 over Maryland Eastern Shore, 82-55, in Durham

### CAREER VICTORY NO. 20

Feb. 20, 2023 over Louisville, 79-62, in Durham





## CHRIS CARRAWELL QUICK FACTS

### HIGH SCHOOL

Cardinal Ritter College Prep, St. Louis, Mo.

### COLLEGE CAREER

Four-year letterman, Duke, 1996-2000

### COLLEGE DEGREE

B.A., Sociology, Duke, 2000

### COLLEGE HONORS

Captain, 2000

ACC Player of the Year, 2000

Consensus First Team All-America, 2000

Two-time All-ACC, 1999, 2000

Swett-Baylin Team MVP, 2000

### COACHING CAREER

Asst. Coach, Springfield Armor (NBA G-League), 2011-14

Assistant Coach, Marquette, 2014-18

Assistant Coach, Duke, 2018-21

Associate Head Coach, Duke, 2021-present

## ASSOCIATE HEAD COACH CHRIS CARRAWELL

SIXTH SEASON AT DUKE • DUKE '00

Former Duke All-American Chris Carrawell has served on Duke's staff since March 2018, when he returned to his alma mater as Assistant Coach. He was promoted to Associate Head Coach in June 2021.

Carrawell, who won nearly 90 percent of his games as a player, has brought that winning mantra to the sidelines. In his five years on staff, Duke has gone 231-39, reached the Final Four in 2022, the Elite Eight in 2019, claimed the program's 21st and 22nd ACC Tournament titles in 2019 and 2023 and the program's 20th ACC regular season crown in 2022.

Working primarily with Duke's frontcourt players and serving as the team's offensive coordinator in 2022-23 under first-year head coach Jon Scheyer, Carrawell helped play a key role in the development of first-round NBA Draft picks Mark Williams in 2022 and Dereck Lively II in 2023.

Williams, the ACC Defensive Player of the Year as a sophomore in 2022, was the 15th overall pick in the 2022 NBA Draft by Charlotte, while Lively was taken 12th overall in 2023. Each of the rim protectors were among the nation's best shot blockers with Williams leading the ACC and ranking top 10 nationally in blocked shots as a sophomore and finishing as the nation's only player shooting 70 percent from the field and 70 percent from the free throw line. Lively's 82 total blocked shots were five shy of the NCAA lead, ranked second in the ACC, eighth nationally overall and led all Division I freshmen.

Carrawell rejoined the Blue Devils after a four-year stint as Assistant Coach at Marquette University under his Duke teammate Steve Wojciechowski. The 2000 ACC Player of the Year and a first-team All-America selection, Carrawell played for the Blue Devils from 1996 to 2000. He was a senior captain.

Duke was among the nation's highest scoring teams in his first year back on staff in 2018-19 as the Blue Devils were led by consensus first-team All-Americans Zion Williamson and RJ Barrett A duo that became the first freshman teammates in NCAA history to each average 20+ points for a season.

The following year in 2019-20, Carrawell aided in the development of Tre Jones, who was named both ACC Player of the Year and ACC Defensive Player of the Year.

As a player at Duke, Carrawell was a two-time All-ACC selection. He is tied for 32nd on the all-time scoring list at Duke with 1,455 career points and also ranks 15th in school history with 0.8 blocks per game and tied for eighth with 116 overall wins. Duke dominated the ACC during Carrawell's career, as his 66 conference victories are the second-most by a Blue Devil.

With Carrawell on the squad, Duke won a pair of ACC Tournament titles and reached the 1999 Final Four by tying a school record for wins (37-2).

The native of St. Louis, Mo., Carrawell arrived at Marquette after serving three years as an assistant coach with the Springfield Armor, an affiliate of the Brooklyn Nets, of the NBA Development League. He worked under Bob MacKinnon the first two seasons before Doug Overton took over the squad in 2013-14.

Prior to working with the Armor, Carrawell served in a variety of roles at his alma mater. He was the Assistant Video Coordinator/Assistant Strength & Conditioning Coach in 2010-11 and Graduate Assistant/Head Team Manager from 2008-10, after being hired in 2007-08 as the Duke Athletics Outreach Coordinator. He also briefly worked with the Duke women's basketball team before his departure to pro coaching.

A second round draft pick by the NBA's San Antonio Spurs, Carrawell played overseas after graduating from Duke. He last played in Holland in 2007 where his team finished second after losing in the championship finals.

Carrawell is married to his wife Keisha and is the father of two boys, Caleb and Christian. Caleb is a redshirt senior guard at Utah Valley.







## JAI LUCAS QUICK FACTS

### HIGH SCHOOL

Bellaire High School, Houston, Texas

### COLLEGE CAREER

One-year letterman, Florida, 2008

Three-year letterman, Texas, 2010-11

### COLLEGE DEGREE

B.A., Corporate Communication, Texas, 2011

### COLLEGE HONORS

All-Freshman SEC Team, 2008

### COACHING CAREER

Special Assistant, Texas, 2013-15

Director of Basketball Operations, Texas, 2016

Assistant Coach, Texas, 2017-20

Recruiting Coordinator, Kentucky, 2020

Assistant Coach, Kentucky, 2020-22

Assistant Coach, Duke, 2022-23

Associate Head Coach, Duke, 2023-present

## ASSOCIATE HEAD COACH JAI LUCAS

### SECOND SEASON AT DUKE • TEXAS '11

One of the nation's most heralded assistant coaches and recruiters, Jai Lucas joined head coach Jon Scheyer's staff in May 2022 as assistant coach and was promoted to associate head coach in June 2023.

Lucas aids in the development of Duke's backcourt while primarily serving as the team's defensive coordinator. In his first season in Durham, the Blue Devils ranked among the nation's best defensive teams allowing 63.6 points per game, a .406 field goal percentage and .305 three-point percentage - each top 30 nationally and each top two in the ACC. Duke is coming off the program's conference record 22nd ACC Tournament championship in 2022-23 after going 27-9 overall and 14-6 in the ACC.

Lucas' mother, Debbie, and father, Houston Rockets assistant John Lucas II, both were raised in Durham, where much of the Lucas family still resides. Lucas Middle School in Durham and other community institutions bear the name of his grandfather, John Harding Lucas, 102, who for more than 60 years, was an education administrator and leader in the Bull City.

Prior to Duke, Lucas was on staff at Kentucky for two seasons, joining the Wildcats as recruiting coordinator in August 2020 before a promotion to assistant coach/recruiting coordinator for the 2020-21 season. In two seasons with UK, he helped the program sign five players who played in either the McDonald's All-American or Jordan Brand Classic games. He was instrumental in landing three student-athletes ranked in ESPN 100's class of 2021 rankings and recruited two top-100 prospects that had signed with Kentucky for the 2022-23 campaign.

Lucas began his coaching career at his alma mater, where he spent seven seasons on staff. The Houston native began as a special assistant with the program from 2013-15 before serving as director of basketball operations in the 2015-16 season. He was promoted to assistant coach in June of 2016 and in his first year helped the Longhorns win 20 games and earn a spot in the NCAA Tournament.

In his first two recruiting cycles as an assistant coach, Lucas helped the Longhorns ink two top-10 ranked signing classes. The 2017 class was rated No. 5 nationally by Rivals while the 2018 class was tapped No. 8 in the country by ESPN and 247Sports. Lucas followed that with the nation's No. 17-ranked class according to 247Sports in 2019.

His debut season as an assistant also helped spark a three-year streak in which a Texas freshman was selected in the first round of the NBA Draft. In 2016-17, he aided in the growth of Jarrett Allen, who garnered All-Big 12 recognition and was taken No. 22 overall by the Brooklyn Nets. The following two years saw Lucas play a key role in developing a pair of lottery picks, as Mohamed Bamba turned an honorable mention All-America season into becoming the No. 6 overall selection in the 2018 Draft while Jaxson Hayes was named the Big 12 Freshman of the Year before going No. 8 overall in 2019. With Hayes' selection, Texas joined Duke and Kentucky as the only programs with a lottery pick in consecutive drafts.

As a player, Lucas spent three seasons in the professional ranks, including one in Latvia with BK Valmiera of the Baltic Basketball League (2011-12) and two in the NBA Development League with the Idaho Stampede (2012-13) and Canton Charge (2013). He appeared in 58 games with one start during a two-year career at Texas, helping the Longhorns earn back-to-back NCAA Tournament bids. Lucas played at University of Florida for his freshman season in 2007-08 and was named to the SEC All-Freshman Team.

Lucas was a McDonald's All-American, a Jordan Brand Classic selection and a Parade All-America Second Team honoree as a senior at Bellaire High School in Houston. He started for three seasons and was a three-time District Player of the Year while leading Bellaire to three consecutive district titles.

He graduated from Texas in 2011 with a degree in corporate communication. Lucas and his wife, Kori, have a son, Jaxin.







## EMANUEL DILDY QUICK FACTS

### HIGH SCHOOL

Mount Carmel, Chicago, Ill.  
King, Chicago, Ill.

### COLLEGE CAREER

Two-year letterman, New Mexico State, 2000-02  
Two-year letterman, Eastern Illinois, 2002-05

### COLLEGE DEGREE

B.A., Communication, Eastern Illinois, 2005

### COLLEGE HONORS

All-Ohio Valley Conference, 2005

### COACHING CAREER

Assistant Coach, Kennedy-King, 2008-10  
Head Coach, Kennedy-King, 2010-12  
Assistant Coach, Eastern Illinois, 2012-13  
Assistant Coach, Loyola Chicago, 2013-16  
Assistant Coach, Missouri, 2016-17  
Assistant Coach, Valparaiso, 2017-18  
Assistant Coach, Northwestern, 2018-21  
Assistant Coach, Oklahoma, 2021-23  
Assistant Coach, Duke, 2023-present

## ASSISTANT COACH EMANUEL DILDY

THE STEVE & JUDY PAGLIUCA ASSISTANT COACHING POSITION

### FIRST SEASON AT DUKE • EASTERN ILLINOIS '05

Duke men's basketball head coach Jon Scheyer hired Emanuel Dildy as an assistant coach in August of 2023.

Regarded in the coaching ranks as one of the nation's top recruiters, Dildy spent three years on the staff as an assistant coach under Chris Collins at Northwestern from 2018-21. He comes to Duke after a two-year stint as assistant coach for Porter Moser at Oklahoma, having recently been promoted to associate head coach.

"I have known Emanuel for quite some time and have great respect for his recruiting and on-court coaching abilities," said Scheyer. "What stands out is his tireless work ethic, having most recently been on staff with two highly regarded head coaches in Chris Collins and Porter Moser. He's a Chicago guy and someone that will bring tremendous energy and passion to Duke. We're excited to welcome Emanuel and his wife Rebekah to Durham and look forward to seeing his immediate impact on our program."

Dildy coached the Sooners wings, while playing a key role in the program's recruiting efforts as OU signed four ESPN 100 recruits in the previous two years. In his three years at Northwestern, Dildy was instrumental in building the highest-rated recruiting class in program history, which included a pair of top-100 signees in the 2021 class.

The Chicago native has also served as an assistant coach at Valparaiso (2017-18), Missouri (2016-17), under Moser at Loyola Chicago (2013-16) and Eastern Illinois (2012-13). Dildy began his coaching career at Kennedy-King College in Chicago, serving as an assistant from 2008-10 and then as head coach from 2010-12. KKC went 35-27 in his two seasons at the helm and appeared in the 2012 NJCAA Region IV tournament championship game.

Dildy played for two seasons at New Mexico State before transferring to Eastern Illinois, where he was an All-Ohio Valley Conference selection as a senior. After earning his bachelor's degree in communications from EIU in 2005, he played professionally in Germany for two years and stateside for one season in the International Basketball League before embarking on his coaching career.







## WILL AVERY QUICK FACTS

### HIGH SCHOOL

Westside, Augusta, Ga.

### COLLEGE CAREER

Two-year letterman, Duke, 1997-99

### COLLEGE DEGREES

B.A., African American studies, Duke, 2023

### COLLEGE HONORS

Second Team All-ACC, 1999

ACC All-Tournament Team, 1999

NABC All-District Team, 1999

NCAA Tournament All-East Region Team, 1999

### COACHING CAREER

Assistant Coach, Duke 2023-present

## ASSISTANT COACH WILL AVERY

### FIRST SEASON AT DUKE • DUKE '23

Former Duke men's basketball standout and NBA Lottery pick Will Avery was named an assistant coach in July 2023.

Avery, who starred at Duke from 1997 to 1999, spent the previous four years assisting with various aspects of the program while completing his undergraduate degree in African American studies. He left Duke after his sophomore year as the 14th overall pick by Minnesota in the 1999 NBA Draft.

A second-team All-ACC selection, who also earned a spot on the ACC All-Tournament Team and NCAA Tournament All-East Region Team in 1999, Avery led the Blue Devils to the national championship game after a 37-2 record that included both the ACC regular season and tournament championships.

In two seasons at Duke, where he teamed with now associate head coach Chris Carrawell, Avery played in 74 games and averaged 11.9 points, 3.8 assists and shot .463 from the field.

This marks the first full-time college coaching position for the Augusta, Ga.-native, who played 142 career NBA games for the Timberwolves and later played professionally overseas. Following his retirement from pro basketball in 2012, Avery returned to his hometown and established the Will Avery Basketball Academy where he trained and mentored youth basketball players.

Avery was one of a then-school record four first-round draft picks in 1999, joining No. 1 overall pick Elton Brand, No. 11 pick Trajan Langdon and No. 13 pick Corey Maggette. The record was later tied during the 2022 draft. Brand, Maggette and Avery were the first Mike Krzyzewski-coached players to leave Duke early for the NBA.

Avery is the father of two daughters, Yasmine and Autumn.





# BASKETBALL SUPPORT STAFF



## 2023-24 DUKE MEN'S BASKETBALL MANAGERS

Left to right: Preston Sharkey, Zac Mendelsohm, Sam Karsch, Jackson George, David Williams, Cason Pierce, Holden Buchanan, Davis Beischer, Tanner Yoon, Miles Cooperman, Filippo Messina, Luke Klores.

## ATHLETIC ADMINISTRATION



**NINA KING**  
Vice President &  
Director of Athletics



**JON JACKSON**  
Deputy Director of Athletics/Men's  
Basketball & External Affairs



**TODD MESIBOV**  
Deputy Director of Athletics/Admin. &  
Legal Affairs/Chief of Staff

## TEAM ADMINISTRATION



**MIKE SCHRAGE**  
Special Assistant to the Head Coach



**RACHEL BAKER**  
General Manager



**MIKAELA RYAN**  
Chief of Staff



**LAURA ANN HOWARD**  
Staff Assistant



# BASKETBALL SUPPORT STAFF

COACHES & STAFF

## TEAM OPERATIONS



**RJ HUNTER**  
Director of Operations



**ERIC SZCZEPANIK**  
Assistant for Operations  
*THE VARADHAN FAMILY BASKETBALL FELLOW*

## VIDEO & SCOUTING



**ZACH MARCUS**  
Director of Scouting and Analytics



**TREVOR MARCUS**  
Video Assistant

## SPORTS MEDICINE



**JOSE FONSECA**  
Head Men's Basketball Athletic Trainer



**NICK POTTER**  
Director of High Performance and Sports Science



**DR. JEFF BYTOMSKI**  
Head Team Physician



**DR. NED AMENDOLA**  
Chief Medical Officer



**DR. SHAWN ZEPLIN**  
Assistant AD/Student-Athlete Wellness

## SPORTS PERFORMANCE



**WILL STEPHENS**  
Executive Director of Sports Performance



**BLAIR DOAK**  
Assistant Sports Performance Coach

## GRADUATE MANAGERS



**DANIEL BEGOVICH**  
Graduate Manager



**JAYCE MCCAIN**  
Graduate Manager

## EQUIPMENT



**ALEC KOPATICH**  
Equipment Operations Manager

## NUTRITION



**ZACH KERKOW-PROVO**  
Director of Basketball Nutrition

## ACADEMICS



**MONTY MONTGOMERY**  
Academic Coordinator  
*THE STEVE & MELINDA DUNKER ACADEMIC SUPPORT DIRECTOR POSITION*



## **BASKETBALL SUPPORT STAFF**

### **CREATIVE CONTENT**



**DAVID BRADLEY**  
Creative Director



**NOLAN ELINGBURG**  
Senior Producer/Editor



**NICK COLOSIMO**  
Associate Director of Player Branding



**MEG LEE**  
Photographer/Creative Content  
Coordinator

### **EXTERNAL OPERATIONS**



**HENRY SKUTT**  
Assistant Director of  
Communications



**MEAGAN ARCE**  
Director of Sports Marketing



**ELINOR HURT**  
Assistant Director of Athletics  
Ticket Operations



**REAGAN LUNN**  
Executive Director of Photography

### **FACILITIES & GAME OPERATIONS**



**ALLI SLATER**  
Director of Game Operations and  
Championships



**JEREMY ANDERSON**  
Director of Athletics Facilities and  
Projects

### **COMPLIANCE**



**MEEGHAN FORD**  
Assistant Director of Athletics/  
Compliance

### **BLUE DEVIL SPORTS NETWORK FROM LEARFIELD**



**DAVID SHUMATE**  
Director of Broadcasting  
Radio Play-by-Play



**JOHN ROTH**  
Senior Editor/Producer  
Radio Analyst



**JOHN ROSE**  
Radio Engineer



**PAT STREKO**  
General Manager



**DUKE BASKETBALL LEGACY FUND**

Duke Basketball and world-class success are synonymous. Over 23 years ago, Coach K developed the concept, now known as the Legacy Fund, to build and support the Duke Basketball financial infrastructure and its other development initiatives that are imperative for continued success. Coach K's mission to build an everlasting basketball program speaks for his desire to see the program sustained well past his head coaching days. The Legacy Fund is not only the most innovative and unique donor partnership program in college athletics, but morphs and continues to support the Duke Men's Basketball and the needs of Head Coach Jon Scheyer.

The Legacy Fund began in January 2000 with the aim to establish a comprehensive endowment fund for player scholarships, coaches' salaries, and operational budget, build a capital fund to enhance historic Cameron Indoor Stadium, address year-round training needs and meet the overall demands of the program. Each of the 72 active partners to the fund have pledged a minimum of \$1 million and have combined to contribute a total of over \$156 million to date.

Contributions of Legacy Fund members have also led to several facility upgrades, including renovations to Cameron Indoor Stadium, the Schwartz/Butters Athletic Center and the building of Michael W. Krzyzewski Center - Dedicated to Academic & Athletic Excellence.

The Legacy Fund has also funded foreign and domestic basketball pre-season trips to London in 2003, China and Dubai in 2011, Duke Elevate to New York City in 2013, Canada in 2018, and Chicago in 2023. It has also upgraded recruiting travel with strategic use of private planes and fully funded and outfitted the Duke Basketball Museum & Duke Athletics Hall of Fame in the Schwartz/Butters Athletics Center in 2010. It will fully fund the new Legacy Project for both the men's and the women's basketball programs that will provide state of the art locker rooms and team lounges, training and rehabilitation facilities, and media and equipment spaces.

Several other programs have grown from the initial and unique Legacy Fund development plan. In 2002, Duke became just the second school to initiate a Venture Capital Co-Investment Fund within an athletic department, and that group now numbers 17 strong, with each investor giving a \$50,000 gift. Duke Basketball's connection with the Fuqua School of Business has translated into the annual Coach K / Fuqua Conference on Leadership and also established the unique Fuqua / Coach K Center on Leadership & Ethics.

Another anchor to the year-round Duke Basketball efforts has been the summer basketball fantasy camp, K Academy. Each year, campers from around the world join Duke's former players for a six-day, one-of-a-kind Duke basketball or golf experience. This past summer, 134 campers and more than 40 former Duke players came to Cameron for the 20th K Academy.

**DUKE BASKETBALL LEGACY FUND QUICK FACTS**

There have been a total of 92 partners during the history of the Legacy Fund, with a current historical high of 72 active today and 36 Lifetime Partners, having committed to \$2 million or more. The group has contributed more than \$156 million to Duke basketball related projects including:

- The \$15.0 million Schwartz/Butters Athletic Center
- The \$18.5 million The Michael W. Krzyzewski Center
- The \$20 million Rubenstein Pavilion at Cameron Indoor Stadium
- Fully outfitting Student-Athlete Academic Center
- Fully outfitting Scharf Hall
- Fully outfitting the Gunnar Peterson Strength and Conditioning Room
- Fully outfitting video theatre and classroom
- 13 men's basketball student-athlete scholarships that are 89% endowed
- Endowment of head coach position
- Endowment of associate head coach and two assistant coach positions
- Endowment of academic advisor, basketball intern and two-and-a-half basketball student manager positions
- Massive Cameron Indoor Stadium renovations and upgrades include HVAC system, Fox Family Lobby, locker room, training room, concourse floor and memorabilia work, Legacy Room, basketball memorabilia displays, sound system, custom video scoreboard as well as deep cleaning and painting the upstairs seating
- Fully funding and outfitting the Duke Basketball Museum and Duke Athletics Hall of Fame in the Schwartz-Butters Athletics Center
- Upgrading recruiting travel with strategic use of private planes
- Upgrading video/computer technology and equipment
- Funding foreign basketball trips to London in 2003, China/Dubai in 2011, Canada in 2018
- Funding domestic basketball preseason trips including Duke Elevate to New York in 2013 and Brotherhood CEO to Chicago in 2023
- Upgrading financial compensation and support to top coaching staff in college basketball
- Initially funding the creation of The K Academy in 2002 - the top college sports fantasy camp in the country
- Initially funding the creation of The Coach K/Fuqua Conference on Leadership in 2001 - the first collaborative athletics/business school venture in the country

COACHES & STAFF

**LEGACY FUND ADMINISTRATION**



**RACHEL CURTIS**  
Assistant AD for Facilities  
Branding/Director of the Legacy Fund



**DEBBIE SAVARINO**  
Assistant AD for Special Events/  
Director of the Legacy Fund



**GRACE HANLON**  
Assistant Director of the Legacy Fund



**ANGIE COX**  
Administrative Assistant  
Duke Basketball Legacy Fund



**HERE COMES DUKE**



## DUKE BASKETBALL ENDOWED SCHOLARSHIPS

## GRANT &amp; TAMIA HILL SCHOLARSHIP

2001	Nate James
2002	Mike Dunleavy
2003	Dahntay Jones
2004	Chris Duhon
2005	J.J. Redick
2006	Shelden Williams
2007	Josh McRoberts
2008	Gerald Henderson
2009	Greg Paulus
2010	Jon Scheyer
2011	Kyle Singler
2012	Miles Plumlee
2013	Seth Curry
2014	Rodney Hood
2015	Amile Jefferson
2016	Marshall Plumlee
2017	Matt Jones
2018	Wendell Carter, Jr.
2019	Alex O'Connell
2020	Tre Jones
2021	Jalen Johnson
2022	Paolo Banchero
2023	Dariq Whitehead
2024	Sean Stewart

## DAVID T. BORMAN MEMORIAL SCHOLARSHIP

2003	Andy Borman
2004	Andy Borman
2005	Shavlik Randolph
2006	Sean Dockery
2007	Jamal Boykin
2008	Martynas Pocius
2009	Brian Zoubek
2010	Ryan Kelly
2011	Casey Peters
2012	Marshall Plumlee
2013	Todd Zafirovski
2014	Matt Jones
2015	Sean Obi
2016	Justin Robinson
2017	Jack White
2018	Alex O'Connell
2019	Joey Baker
2020	Mike Buckmire
2021	DJ Steward
2022	Michael Savarino
2023	Kyle Filipowski
2024	Christian Reeves

## KEVIN &amp; GAYLA COMPTON SCHOLARSHIP

2004	J.J. Redick
2005	Shelden Williams
2006	DeMarcus Nelson
2007	Greg Paulus
2008	Nolan Smith
2009	David McClure
2010	Andre Dawkins
2011	Josh Hairston
2012	Seth Curry
2013	Marshall Plumlee
2014	Semi Ojeleye
2015	Rasheed Sulaimon
2016	Luke Kennard
2017	Javin DeLaurier
2018	Antonio Vrankovic
2019	Jordan Goldwire
2020	Alex O'Connell
2021	Mark Williams
2022	Jaylen Blakes
2023	Kale Catchings
2024	Ryan Young

## GUNNAR PETERSON SCHOLARSHIP

2004	Sean Dockery
2005	Lee Melchionni
2006	Greg Paulus
2007	Lance Thomas
2008	Brian Zoubek
2009	Gerald Henderson
2010	Nolan Smith
2011	Miles Plumlee
2012	Michael Gbinije
2013	Ryan Kelly
2014	Josh Hairston
2015	Semi Ojeleye
2016	Chase Jeter
2017	Jayson Tatum
2018	Gary Trent, Jr.
2019	Zion Williamson
2020	Vernon Carey

2021	Jeremy Roach
2022	Trevor Keels
2023	Jaden Schutt
2024	Jaylen Blakes

## CAPT. BILL KRZYZEWSKI SCHOLARSHIP

2004	Nick Horvath
2005	Daniel Ewing
2006	J.J. Redick
2007	DeMarcus Nelson
2008	DeMarcus Nelson
2009	Jon Scheyer
2010	Kyle Singler
2011	Nolan Smith
2012	Ryan Kelly
2013	Mason Plumlee
2014	Tyler Thornton
2015	Quinn Cook
2016	Amile Jefferson
2017	Grayson Allen
2018	Grayson Allen
2019	Javin DeLaurier
2020	Jack White
2021	Joey Baker
2022	Wendell Moore Jr.
2023	Jeremy Roach
2024	Jeremy Roach

## MICHAEL &amp; CANDACE OLANDER SCHOLARSHIP

2006	Lee Melchionni
2007	David McClure
2008	Greg Paulus
2009	Nolan Smith
2010	Miles Plumlee
2011	Seth Curry
2012	Mason Plumlee
2013	Rodney Hood
2014	Alex Murphy
2015	Marshall Plumlee
2016	Luke Kennard
2017	Chase Jeter
2018	Jordan Tucker
2019	Jack White
2020	Javin DeLaurier
2021	Jordan Goldwire
2022	Joey Baker
2023	Tyrese Proctor
2024	Jaden Schutt

## THE CLASS OF 1986 SCHOLARSHIP

2007	Jon Scheyer
2008	Kyle Singler
2009	Elliot Williams
2010	Lance Thomas
2011	Kyrie Irving
2012	Andre Dawkins
2013	Rasheed Sulaimon
2014	Jabari Parker
2015	Tyus Jones
2016	Grayson Allen
2017	Amile Jefferson
2018	Justin Robinson
2019	Cam Reddish
2020	Wendell Moore Jr.
2021	Matthew Hurt
2022	Mark Williams
2023	Dereck Lively
2024	TJ Power

## THE STEVE &amp; MELINDA DUNCKER SCHOLARSHIP

2008	Jon Scheyer
2009	Lance Thomas
2010	Brian Zoubek
2011	Mason Plumlee
2012	Tyler Thornton
2013	Alex Murphy
2014	Quinn Cook
2015	Grayson Allen
2016	Sean Obi
2017	Frank Jackson
2018	Trevon Duval
2019	Tre Jones
2020	Cassius Stanley
2021	Wendell Moore Jr.
2022	AJ Griffin
2023	Mark Mitchell
2024	Jared McCain

## THE GOODMAN FAMILY SCHOLARSHIP

2010	Olek Czyz
2011	Tyler Thornton
2012	Quinn Cook
2013	Amile Jefferson
2014	Rasheed Sulaimon
2015	Justise Winslow
2016	Derryck Thornton
2017	Harry Giles
2018	Jordan Goldwire
2019	Marques Bolden
2020	Joey Baker
2021	Jaemyn Brakefield
2022	Bates Jones
2023	Jacob Grandison
2024	Caleb Foster

## THE GOODMAN FAMILY SCHOLARSHIP II

2013	Josh Hairston
2014	Andre Dawkins
2015	Matt Jones
2016	Antonio Vrankovic
2017	Sean Obi
2018	Jack White
2019	Justin Robinson
2020	Matthew Hurt
2021	Patrick Tapé
2022	Jeremy Roach
2023	Jaylen Blakes
2024	Mark Mitchell

## THE JEREMY K. MARIO '92 SCHOLARSHIP

2010	Jordan Davidson
2011	Andre Dawkins
2012	Alex Murphy
2013	Quinn Cook
2014	Amile Jefferson
2015	Justise Winslow
2016	Brandon Ingram
2017	Marques Bolden
2018	Marvin Bagley III
2019	Antonio Vrankovic
2020	Justin Robinson
2021	Henry Coleman III
2022	Theo John
2023	Christian Reeves
2024	Kyle Filipowski

## THE CLASS OF 2010 SCHOLARSHIP

2011	Andre Dawkins
2012	Austin Rivers
2013	Tyler Thornton
2014	Marshall Plumlee
2015	Jahlil Okafor
2016	Matt Jones
2017	Luke Kennard
2018	Javin DeLaurier
2019	RJ Barrett
2020	Jordan Goldwire
2021	Mike Buckmire
2022	AJ Griffin
2023	Jeremy Roach
2024	Tyrese Proctor

## THE JIM STRATHMEYER SCHOLARSHIP

2012	Josh Hairston
2013	Andre Dawkins
2014	Todd Zafirovski
2015	Sean Obi
2016	Nick Pagliuca
2017	Antonio Vrankovic
2018	Marques Bolden
2019	Jack White
2020	Joey Baker
2021	Jordan Goldwire
2022	Keenan Worthington
2023	Ryan Young
2024	Christian Reeves

## THE COURTNEY SHIVES SCHOLARSHIP

2014	Matt Jones
2015	Sean Obi
2016	Justin Robinson
2017	Jack White
2018	Alex O'Connell
2019	Justin Robinson
2020	Javin DeLaurier
2021	Joey Baker
2022	Jaylen Blakes
2023	Max Johns
2024	Spencer Hubbard

## GOPAL VARADHAN MEMORIAL MANAGER

SCHOLARSHIP	
2004	Max Perkins
2005	six senior managers
2006	Brian DeStefano
2007	Kevin Cullen, Chris Lauten Scott Naturman
2008	Chris Lauten
2009	Griffin Tormey, Joey McMahon
2010	Eric Skeffington
2011	Sarah Helfer
2012	John McGinty, Kyle Mumma
2013	Kate Wheelock, Kyle Mumma
2014	Scott Lamson
2015	Mike Sotsky
2016	Ale Sant'Albano
2017	Jon Payne and Drew Goldstein
2018	Zach Marcus, Zack Spiera
2019	Michael McAloon
2020	Michael Scheinert
2021	Jeremy Spiera
2022	Grayson Sherr
2023	Leonardo Nicastro
2024	Holden Buchanan

## VARADHAN UNDERGRADUATE MANAGER

SCHOLARSHIP	
2011	Pat Thompson
2012	Kate Wheelock
2013	John McGinty
2014	Jamie Stark
2015	Derek Rhodes
2016	Drew Goldstein, Jon Payne
2017	Alex Blutman
2018	Michael Karamardian
2019	David Karamardian
2020	Ronald Dombroski, Jack Tauber
2021	Elijah Williams
2022	Kai Shimojo
2023	Dylan Geller
2024	Cason Pierce

## BASSETT FAMILY SCHOLARSHIP ENDOWMENT

FUND	
2021	Jeremy Shuster
2022	Chris Simmons
2023	Julia Bateman
2024	Holden Buchanan

## VARADHAN FAMILY BASKETBALL FELLOW

2011	Chris Carrawell
2012	Pat Thompson
2013	Casey Stevenson
2014	Casey Stevenson
2015	Raashid Yassin
2016	Mike Sotsky
2017	Nolan Smith
2018	Nolan Smith
2019	Zach Marcus
2020	William Avery
2021	William Avery
2022	Amile Jefferson
2023	Bates Jones
2024	Eric Szczepanik


## CHRISTIAN LAETTNER &amp; BRIAN DAVIS

SCHOLARSHIP	
2006	Josh McRoberts
2007	Gerald Henderson
2008	David McClure
2009	Kyle Singler
2010	Mason Plumlee
2011	Ryan Kelly

## BILL JESSUP SCHOLARSHIP

2003	Chris Duhon
2004	Daniel Ewing
2005	Patrick Johnson
2006	Jamal Boykin
2007	Martynas Pocius
2008	Lance Thomas





## 2022-23 IN REVIEW

Season Highlights	48
Results	49
Final Statistics	50
Stat Superlatives	51
Miscellaneous Stats	52
Box Scores	53-57
ACC Team Stats	58-59
ACC Individual Stats	60



**FINAL ACC STANDINGS**

	ACC	Pct.	Overall	Pct.
Miami	15-5	.750	29-8	.784
Virginia	15-5	.750	25-8	.758
Clemson	14-6	.700	23-11	.676
<b>DUKE</b>	<b>14-6</b>	<b>.700</b>	<b>27-9</b>	<b>.750</b>
Pitt	14-6	.700	24-12	.667
NC State	12-8	.600	23-11	.676
North Carolina	11-9	.550	20-13	.606
Syracuse	10-10	.500	17-15	.531
Wake Forest	10-10	.500	19-14	.576
Boston College	9-11	.450	16-17	.485
Virginia Tech	8-12	.400	19-15	.559
Florida State	7-13	.350	9-23	.281
Georgia Tech	6-14	.300	15-18	.455
Notre Dame	3-17	.150	11-21	.344
Louisville	2-18	.100	4-28	.125

**DUKE IN THE ACC/NCAA STATISTICS**

TEAM	ACC	NCAA
Winning Percentage	.750	33rd
Scoring	72.9	165th
Scoring Defense	63.6	30th
Scoring Margin	+8.4	34th
Rebounding	38.7	21st
Rebounding Margin	+7.9	5th
Assists	14.6	73rd
Assist-Turnover Ratio	1.22	75th
Fewest Turnovers	12.0	138th
Turnover Margin	-1.1	273rd
Steals	5.7	255th
Blocked Shots	4.5	37th
Field Goal Pct.	45.2	141st
Field Goal Pct. Defense	40.6	27th
3-Point Field Goals	6.8	241st
3-Point Field Goal Pct.	20.3	235th
3-Point Defense	30.5	24th
Free Throw Pct.	76.6	26th
Fewest Personal Fouls	15.2	51st

INDIVIDUAL	ACC	NCAA
<b>Scoring</b>		
Kyle Filipowski	15.1	250th
<b>Field Goal Pct.</b>		
Kyle Filipowski	44.1	221st
<b>Free Throw Pct.</b>		
Kyle Filipowski	76.5	290th
<b>Rebounds</b>		
Kyle Filipowski	8.9	38th
<b>Assists</b>		
Tyrese Proctor	3.3	261st
Jeremy Roach	3.1	321st
<b>Assist-Turnover Ratio</b>		
Tyrese Proctor	2.05	84th
Jeremy Roach	1.39	276th
<b>Steals</b>		
Kyle Filipowski	1.31	308th
<b>Blocked Shots</b>		
Dereck Lively II	2.41	9th
<b>Double Doubles</b>		
Kyle Filipowski	16	11th
Tyrese Proctor	2	422nd
Ryan Young	2	422nd
<b>Minutes</b>		
Jeremy Roach	33:12	247th

**2022-23 HIGHLIGHTS**

- 22ND ACC TOURNAMENT TITLE
- 45TH NCAA TOURNAMENT APPEARANCE
- 19TH UNDEFEATED HOME SEASON AT CAMERON INDOOR STADIUM

- » The 118th season of Duke Basketball ushered in a new era for the program with **Jon Scheyer** succeeding Hall of Famer **Mike Krzyzewski** as the 20th head coach in the team history.
- » In an historic debut campaign for Scheyer, the Blue Devils finished ranked No. 12 in the Associated Press poll, captured the program's 22nd ACC Tournament title, reached the NCAA Tournament for the 45th time and posted a 27-9 overall record and a 14-6 mark in ACC play.
- » A finalist for the Joe B. Hall Award for best first-year coach, Scheyer became just the third coach in conference history to win the ACC Tournament in their first season. He is the first to win an ACC title as both a player (2009, 2010) and as a head coach (2023).
- » Duke was a spotless 16-0 at Cameron Indoor Stadium -- the 19th undefeated season in Cameron's history -- as Scheyer became the ACC's first first-year head coach to go unbeaten at home. Duke joined UCLA and Alabama as the lone power conference teams undefeated at home in 2022-23.
- » Scheyer inherited one of the nation's youngest rosters, with junior captain **Jeremy Roach** as the lone returning starter from a Duke team that reached the Final Four in 2021-22.
- » Eighty percent of Duke's minutes in the 2022-23 season were logged by players not on the roster the previous year -- the highest percentage on record in team history.
- » Finding continuity towards the end of the season after a year full of injuries, Duke played 11 of its final 12 games with a full complement of players available and started the same lineup in 15 of its final 16 games. Duke finished the year with a 19-1 overall record in games with its full roster available -- was 8-8 otherwise.
- » Duke entered the NCAA Tournament on a nine-game winning streak -- just three other Duke teams in history entered the NCAA Tournament on longer winning streaks (1999, 27-game streak; 1963, 18-game; 1986, 16-game).
- » With a priority on defense and rebounding, the Blue Devils held opponents below their season scoring average 31 times and were 27-4 in those games. They out-rebounded 29 opponents and were 25-4 when doing so.
- » Duke's 63.6 points allowed were its fourth fewest since 1950-51 and the fewest since the school-record 61.0 allowed by the 2010 squad.
- » The tallest team in the nation, Duke used its length on the perimeter and height at the rim to finish as one of just three Division I teams in the NCAA's top 40 for scoring defense (30th), field goal defense (27th), three-point defense (24th) and blocked shots (37th) -- Houston and Connecticut were the others.
- » On the glass, Duke was fifth nationally and led the ACC in rebounding margin (+7.9), while also leading the ACC and ranking 21st in rebounds per game (38.7). Duke was second in the conference in total rebounds (38.7) and third in defensive boards (26.7).
- » Duke finished 26th nationally and third in the ACC in free throw percentage by hitting .766 from the charity stripe -- tied for the third best free throw percentage in team history and the best since the single-season record .791 percentage in 1977-78.
- » Freshman **Kyle Filipowski**, who led the Blue Devils in both scoring and rebounding, was named the ACC Tournament MVP, the ACC Rookie of the Year, was an honorable mention All-American and the Kyle Macy National Freshman of the Year award winner.
- » Filipowski's 16 double-doubles led all Division I freshmen, ranked second in the ACC overall and 11th nationally and were tied for the second most by a Duke freshman all-time. He led all power conference freshmen in rebound average and his 322 boards were tied for third most by a Duke freshman.
- » Just the seventh freshman to earn ACC Tournament MVP honors, Filipowski averaged 19.7 points, shot .667 (24-of-36) from the field and pulled down 7.0 rebounds with two 20-point games and two double-doubles during a monster ACC Tournament.
- » Filipowski was a second-team All-ACC pick and joined Roach (honorable mention) on the All-ACC Team. Filipowski, **Tyrese Proctor** and **Dereck Lively II** were each tapped to the ACC All-Freshman Team, while Lively also earned one of the five spots on the league's All-Defensive Team.
- » Once again emerging as a postseason star, Roach poured in a career-high 23 points in the ACC Tournament title game win over Virginia and dropped 23 more in the NCAA First Round win over Oral Roberts. As a sophomore the year prior, Roach averaged 11.8 points, shot .438 from the field and led the team with 20 assists in Duke's five-game run to the Final Four.
- » After returning from a toe injury that sidelined him for four games, Roach averaged 14.9 points and shot .477 from the field over the final 18 games. He finished the season with career highs in points (13.6), three-point percentage (.343), free throw percentage (.780), rebounds (2.5) and minutes (33.2). He enters his senior year 20 points shy of reaching the 1,000-career point plateau.
- » One of the most prolific seasons by a Duke freshman all-time in blocked shots, Lively stands second on Duke's freshman list for both blocks (82) and blocks per game (2.4). No freshman nationally had more blocks in 2023-23 and he was third overall nationally in block percentage (12.7).
- » Proctor and **Mark Mitchell** combined to provide Duke two of the best on-ball defenders as the freshman duo ranked in the 90th and 94th percentile on defense, respectively. Proctor was eighth in the ACC in assist-turnover ratio (2.05) and 15th in assists (3.3).
- » Freshman **Dariq Whitehead** led the team in three-point shooting by hitting 42-of-98 from behind the arc -- the .429 percentage ranking fourth highest by a Duke freshman all-time. He connected on 8-of-15 (.533) from three in the postseason.
- » Roach and Filipowski were presented Duke's Most Valuable Player Awards at the team's annual banquet. Sophomore **Jaylen Blakes** was the recipient of both the Glenn E. "Ted" Mann Award, given to the reserve who most contributed to team morale, and the Dr. Deryl Hart Award for the team's top scholar athlete. The Pagliuca Family Coach's Award, given to the player that best exemplified the commitment and values of Duke Basketball, was presented to freshman **Mark Mitchell**. Lively was honored as the team's Best Defensive Player.





**2022-23 RESULTS**

Overall Record: 27-9 (Home: 16-0; Road: 4-6; Neutral: 7-3) | ACC Record: 14-6 (Home: 10-0; Road: 4-6)

YEAR IN REVIEW

Date	AP Rank	DU	OPP	Opponent	Result	High Points	High Rebounds	High Assists	High Steals	High Blocks	Attendance
N 7	7	-		Jacksonville	W, 71-44	Mitchell (18)	Filipowski (12)	Grandison (5)	Young (3)	Filipowski (2)	^ 9,314
N 11	7	-		USC Upstate	W, 84-38	Filipowski (15)	Filipowski (10)	Roach (8)	Grandison (3)	Lively (2)	^ 9,314
N 15	7	6		Kansas - 1	L, 64-69	Filipowski (17)	Filipowski (14)	Proctor (3)	Three players (1)	Filipowski/Lively (1)	15,828
N 18	7	-		Delaware	W, 92-58	Filipowski (18)	Proctor (10)	Three players (4)	Roach/Whitehead (2)	Filipowski (3)	^ 9,314
N 21	8	-		Bellarmine	W, 74-57	Filipowski (18)	Filipowski/Proctor (8)	Roach (5)	Mitchell/Roach (1)	Proctor (2)	^ 9,314
N 24	8	-		Oregon State - 2	W, 54-51	Filipowski (19)	Young/Filipowski (15)	Roach/Grandison (3)	Roach (2)	Livley/Young (1)	4,465
N 25	8	-		Xavier - 2	W, 71-64	Roach (21)	Young (6)	Roach (5)	Filipowski (4)	Lively (2)	6,526
N 27	8	24		Purdue - 2	L, 56-75	Proctor (16)	Three players (5)	Proctor (3)	Lively/Roach (2)	Lively (2)	7,168
N 30	17	25		Ohio State - 3	W, 81-72	Filipowski (16)	Filipowski (7)	Roach (5)	Filipowski (3)	Lively (2)	^ 9,314
D 3	17	-		Boston College*	W, 75-59	Mitchell (15)	Filipowski (10)	Blakes (5)	Four players (1)	Lively (3)	^ 9,314
D 6	15	-		Iowa - 4	W, 74-62	Roach (22)	Young (11)	Three players (3)	Three players (1)	Young (3)	17,828
D 10	15	-		Maryland Eastern Shore	W, 82-55	Proctor/Whitehead (15)	Lively II (9)	Grandison (3)	Filipowski (3)	Lively (5)	^ 9,314
D 20	14	-		at Wake Forest *	L, 70-81	Blakes (17)	Young (9)	Blakes/Young (3)	Blakes (3)	Blakes/Filipowski (1)	10,812
D 31	17	-		Florida State *	W, 86-67	Young (20)	Young (12)	Three players (3)	Blakes/Whitehead (1)	Lively/Mitchell (2)	^ 9,314
J 4	16	-		at NC State *	L, 60-84	Filipowski (14)	Filipowski (8)	Mitchell (3)	Five players (1)	Lively/Mitchell (1)	15,188
J 7	16	-		at Boston College *	W, 65-64	Whitehead (18)	Filipowski (9)	Young (5)	Filipowski (2)	Filipowski/Mitchell (3)	7,000
J 11	24	-		Pittsburgh *	W, 77-69	Filipowski (25)	Filipowski (15)	Proctor (5)	Grandison (2)	Whitehead (2)	^ 9,314
J 14	24	-		at Clemson *	L, 64-72	Filipowski (18)	Filipowski (14)	Three players (2)	Four players (1)	Young (2)	^ 9,000
J 21	-	17		Miami *	W, 68-66	Filipowski (17)	Filipowski (14)	Grandison (6)	Filipowski/Roach (2)	Lively (5)	^ 9,314
J 23	-	-		at Virginia Tech *	L, 75-78	Filipowski (29)	Filipowski (10)	Proctor (7)	Filipowski (2)	Three players (1)	^ 8,925
J 28	-	-		at Georgia Tech *	W, 86-43	Filipowski (18)	Lively (10)	Proctor (8)	Blakes (2)	Lively (3)	7,382
J 31	-	-		Wake Forest *	W, 75-73	Roach (21)	Filipowski (11)	Lively (3)	Mitchell (2)	Lively (4)	^ 9,314
F 4	-	-		North Carolina *	W, 63-57	Roach (20)	Lively (14)	Proctor (5)	Proctor (2)	Lively (8)	^ 9,314
F 6	-	19		at Miami *	L, 59-81	Lively/Young (11)	Filipowski (9)	Grandison/Roach (4)	Filipowski (3)	Lively (5)	^ 7,972
F 11	-	8		at Virginia *	OT L, 62-69	Roach (16)	Young (11)	Proctor (4)	Three players (1)	Filipowski/Mitchell (1)	^ 14,629
F 14	-	-		Notre Dame *	W, 68-64	Filipowski (22)	Young (8)	Grandison/Proctor (4)	Grandison (2)	Lively (2)	^ 9,314
F 18	-	-		at Syracuse *	W, 77-55	Roach (17)	Filipowski (12)	Proctor (6)	Three players (2)	Lively (3)	31,603
F 20	-	-		Louisville *	W, 79-62	Roach (14)	Filipowski (7)	Roach (6)	Mitchell (2)	Lively/Young (2)	^ 9,314
F 25	-	-		Virginia Tech *	W, 81-65	Roach (19)	Mitchell (8)	Roach (11)	Filipowski (2)	Lively (3)	^ 9,314
F 28	-	-		NC State *	W, 71-67	Roach (20)	Filipowski (14)	Lively/Roach (2)	Filipowski/Roach (1)	Lively (2)	^ 9,314
M 4	-	-		at North Carolina *	W, 62-57	Filipowski (22)	Filipowski (13)	Proctor (3)	Roach (3)	Filipowski/Lively (2)	^ 21,750
M 9	21	-		vs. Pittsburgh - 5	W, 96-69	Filipowski (22)	Mitchell (5)	Proctor (10)	Proctor (2)	Lively (2)	13,920
M 10	21	14		vs. Miami - 5	W, 85-78	Filipowski (17)	Filipowski (11)	Filipowski/Proctor (5)	Four players (1)	Lively (3)	15,316
M 11	21	13		vs. Virginia - 5	W, 59-49	Roach (23)	Filipowski (10)	Mitchell/Proctor (3)	Whitehead (4)	Lively (2)	19,116
M 16	12	--		vs. Oral Roberts - 6	W, 74-51	Roach (23)	Lively (12)	Proctor/Roach (3)	Filipowski (4)	Lively (6)	16,876
M 18	12	20		vs. Tennessee - 6	L, 52-65	Proctor (16)	Lively (11)	Proctor (6)	Proctor (2)	Lively/Whitehead (2)	17,298

Duke/opponent AP ranking at time of game

\* - denotes ACC game

^ - denotes sellout

1 - State Farm Champions Classic (Gainbridge Fieldhouse, Indianapolis, Ind.)

2 - Phil Knight Legacy (Portland, Ore.)

3 - ACC/Big Ten Challenge

4 - Jimmy V Classic (Madison Square Garden, New York, NY)

5 - ACC Tournament (Greensboro Coliseum, Greensboro, N.C.)

6 - NCAA Tournament (Amway Center, Orlando, Fla.)

2022-23 ATTENDANCE FIGURES				
Site	Games	Sellouts	Total	Average
Home	16	16	149,024	9,314
Away	10	5	134,261	13,426
Neutral	10	0	134,341	13,434
<b>Totals</b>	<b>36</b>	<b>21</b>	<b>417,626</b>	<b>11,601</b>

**2022-23 RECORD WHEN...**

Plays at home	16-0	Has more turnovers than opponent	11-5	Plays on Sunday	0-1
Plays on the road	4-6	Has equal or less turnovers than opponent	16-4	Plays on Monday	3-2
Plays at neutral site	7-3	Scores more/equal bench points	15-6	Plays on Tuesday	4-2
Record vs. the ACC (regular season)	14-6	Scores less bench points	12-3	Plays on Wednesday	2-1
Record against non-conference	9-2	Plays a ranked opponent	4-5	Plays on Thursday	3-0
Wins the game before	19-8	Makes 5+ 3-pt. shots	23-6	Plays on Friday	4-0
Loses the game before	7-1	No Duke player fouls out	25-4	Plays on Saturday	11-3
Leads at half	25-2	1+ Duke player fouls out	2-5	Margin is 5 pts. or less	7-2
Trails at half	1-7	Has 20+ assists	3-0	Margin is between 6-10	6-2
Tied at half	1-0	Wears white uniforms	15-1	Margin is between 11-20	6-3
Plays an overtime game	0-1	Wears royal blue uniforms	6-5	Margin is more than 20	8-2
Shoots 50% or better	11-0	Wears black uniforms	2-2	Has a 20-pt. scorer	12-1
Shoots less than 50%	16-9	Wears gray uniforms	1-0	Has a 30-pt. scorer	0-0
Opponent shoots 50% or less	27-7	Wears navy blue uniforms ("Brotherhood")	0-1	Scores 59 points or less	2-3
Shoots better than opponent	23-1	Wears alternate white uniforms ("Cameron Brotherhood")	3-0	Scores 60-69 points	5-4
Shoots worse than opponent	4-8	Plays in November	7-2	Scores 70-79 points	11-2
Has more FTs made than opponent	20-2	Plays in December	4-1	Scores 80-89 points	7-0
Has equal FTs made	0-2	Plays in January	5-3	Scores 90-99 points	2-0
Has less FTs made than opponent	7-5	Plays in February	6-2	Scores 100+ points	0-0
Outrebounded opponent	26-4	Plays in March	5-1	Plays on ESPN	14-4
Is outrebounded	1-4	Plays in April	0-0	Plays on ESPN2	3-0
Has equal rebounds	1-1	Plays during the day (before 6 p.m.)	9-4	Plays on ACC Network	8-3
		Plays at night (after 6 p.m.)	18-5	Plays on ABC	0-1
				Plays on CBS	1-1
				Plays on Regional Sports Networks	1-0



**2022-23 OVERALL STATISTICS | 27-9**

YEAR IN REVIEW

No.	Player	Total			3-Point			F-Throw		Rebounds				PF		DQ		A		TO		BLK		STL		PTS		AVG	
		GP-GS	MIN	AVG	FG-FGA	FG%	3FG-3FGA	3FG%	FT-FTA	FT%	OFF	DEF	TOT	AVG	PF	DQ	A	TO	BLK	STL	PTS	AVG							
30	FILIPOWSKI, Kyle	36-36	1046:41	29.1	189-429	.441	35-124	.282	130-170	.765	90	232	322	8.9	93	2	56	89	26	47	543	15.1							
3	ROACH, Jeremy	32-30	1062:10	33.2	159-373	.426	46-134	.343	71-91	.780	21	58	79	2.5	58	1	99	71	0	28	435	13.6							
5	PROCTOR, Tyrese	36-34	1058:30	29.4	115-302	.381	47-147	.320	61-70	.871	17	95	112	3.1	59	0	119	58	4	22	338	9.4							
25	MITCHELL, Mark	35-35	947:37	27.1	114-243	.469	19-54	.352	71-93	.763	47	111	158	4.5	35	0	42	46	18	22	318	9.1							
0	WHITEHEAD, Dariq	28-7	576:36	20.6	83-197	.421	42-98	.429	23-29	.793	13	55	68	2.4	42	0	27	39	6	21	231	8.3							
15	YOUNG, Ryan	36-9	635:02	17.6	89-130	.685	0-0	.000	52-64	.813	83	116	199	5.5	77	1	48	42	17	9	230	6.4							
1	LIVELY II, Dereck	34-27	699:57	20.6	77-117	.658	2-13	.154	21-35	.600	72	112	184	5.4	92	3	37	23	82	17	177	5.2							
13	GRANDISON, Jacob	36-0	571:10	15.9	55-136	.404	32-95	.337	16-18	.889	15	58	73	2.0	36	0	48	19	2	14	158	4.4							
2	BLAKES, Jaylen	32-2	420:41	13.1	33-93	.355	15-44	.341	24-37	.649	9	37	46	1.4	42	1	39	19	5	18	105	3.3							
14	SCHUTT, Jaden	14-0	95:45	6.8	10-28	.357	7-20	.350	2-4	.500	3	12	15	1.1	4	0	6	0	2	1	29	2.1							
21	REEVES, Christian	13-0	41:32	3.2	8-11	.727	0-0	.000	4-6	.667	9	4	13	1.0	4	0	1	3	0	1	20	1.5							
12	CATCHINGS, Kale	10-0	32:55	3.3	4-9	.444	0-1	.000	0-3	.000	4	4	8	0.8	3	0	2	1	1	1	8	0.8							
52	BORDEN, Stanley	1-0	01:30	1.5	0-0	.000	0-0	.000	0-0	.000	0	1	1	1.0	0	0	0	0	0	0	0	0.0							
55	HUBBARD, Spencer	3-0	08:42	2.9	0-2	.000	0-1	.000	0-0	.000	0	1	1	0.3	2	0	0	2	0	1	0	0.0							
41	JOHNS, Max	9-0	26:14	2.9	0-2	.000	0-0	.000	0-0	.000	1	3	4	0.4	2	0	2	0	2	0	0	0.0							
Team											48	61	109				18												
<b>Total</b>		<b>36</b>	<b>7225</b>		<b>936-2072</b>	<b>.452</b>	<b>245-731</b>	<b>.335</b>	<b>475-620</b>	<b>.766</b>	<b>432</b>	<b>960</b>	<b>1392</b>	<b>38.7</b>	<b>549</b>	<b>8</b>	<b>526</b>	<b>432</b>	<b>163</b>	<b>204</b>	<b>2592</b>	<b>72.0</b>							
<b>Opponents</b>		<b>36</b>	<b>7225</b>		<b>844-2079</b>	<b>.406</b>	<b>226-741</b>	<b>.305</b>	<b>376-493</b>	<b>.763</b>	<b>337</b>	<b>771</b>	<b>1108</b>	<b>30.8</b>	<b>588</b>	<b>12</b>	<b>409</b>	<b>391</b>	<b>132</b>	<b>220</b>	<b>2290</b>	<b>63.6</b>							

**2022-23 ACC STATISTICS | 14-6**

No.	Player	Total			3-Point			F-Throw		Rebounds				PF		DQ		A		TO		BLK		STL		PTS		AVG	
		GP-GS	MIN	AVG	FG-FGA	FG%	3FG-3FGA	3FG%	FT-FTA	FT%	OFF	DEF	TOT	AVG	PF	DQ	A	TO	BLK	STL	PTS	AVG							
30	FILIPOWSKI, Kyle	20-20	600:09	30.0	101-241	.419	16-66	.242	82-107	.766	52	132	184	9.2	54	1	32	57	17	21	300	15.0							
3	ROACH, Jeremy	17-15	551:52	32.5	83-196	.423	23-70	.329	27-37	.730	13	27	40	2.4	31	1	50	35	0	13	216	12.7							
5	PROCTOR, Tyrese	20-18	600:59	30.0	67-173	.387	28-84	.333	33-40	.825	9	47	56	2.8	32	0	67	37	2	11	195	9.8							
25	MITCHELL, Mark	20-20	571:43	28.6	64-134	.478	11-27	.407	44-60	.733	27	70	97	4.9	22	0	22	28	13	16	183	9.2							
0	WHITEHEAD, Dariq	15-5	345:10	23.0	46-108	.426	28-60	.467	10-12	.833	7	31	38	2.5	24	0	19	24	3	9	130	8.7							
15	YOUNG, Ryan	20-6	369:34	18.5	55-79	.696	0-0	.000	32-41	.780	43	73	116	5.8	43	1	30	19	11	5	142	7.1							
1	LIVELY II, Dereck	19-14	379:10	20.0	47-70	.671	1-8	.125	13-19	.684	44	64	108	5.7	49	1	20	13	48	6	108	5.7							
13	GRANDISON, Jacob	20-0	313:19	15.7	26-77	.338	20-62	.323	9-9	1.000	4	31	35	1.8	17	0	32	10	1	5	81	4.1							
2	BLAKES, Jaylen	17-2	213:12	12.5	18-46	.391	8-21	.381	9-13	.692	6	15	21	1.2	26	1	20	11	3	9	53	3.1							
14	SCHUTT, Jaden	8-0	45:28	5.7	5-11	.455	3-8	.375	0-0	.000	0	4	4	0.5	2	0	2	0	0	1	13	1.6							
21	REEVES, Christian	6-0	17:42	3.0	1-2	.500	0-0	.000	0-1	.000	1	1	2	0.3	4	0	1	1	0	1	2	0.3							
41	JOHNS, Max	3-0	05:46	1.9	0-0	.000	0-0	.000	0-0	.000	0	1	1	0.3	0	0	0	1	0	1	0	0.0							
12	CATCHINGS, Kale	4-0	10:56	2.7	0-1	.000	0-0	.000	0-1	.000	0	3	3	0.8	2	0	1	0	0	0	0	0.0							
Team											21	34	55				10												
<b>Total</b>		<b>20</b>	<b>4025</b>		<b>513-1138</b>	<b>.451</b>	<b>138-406</b>	<b>.340</b>	<b>259-340</b>	<b>.762</b>	<b>227</b>	<b>533</b>	<b>760</b>	<b>38.0</b>	<b>306</b>	<b>5</b>	<b>296</b>	<b>246</b>	<b>98</b>	<b>98</b>	<b>1423</b>	<b>71.2</b>							
<b>Opponents</b>		<b>20</b>	<b>4025</b>		<b>491-1187</b>	<b>.414</b>	<b>133-413</b>	<b>.322</b>	<b>218-288</b>	<b>.757</b>	<b>197</b>	<b>440</b>	<b>637</b>	<b>31.9</b>	<b>319</b>	<b>5</b>	<b>227</b>	<b>197</b>	<b>75</b>	<b>131</b>	<b>1333</b>	<b>66.7</b>							

**2022-23 MISCELLANEOUS STATISTICS**

**SCORE BY PERIODS**

	1st	2nd	OT	Total
Duke	1,290	1,298	4	2,592
ACC only	700	719	4	1,423
Opponents	1,120	1,159	11	2,290
ACC only	651	671	11	1,333

**GAMES AS LEADING SCORER**

Kyle Filipowski	16
Jeremy Roach	11
Tyrese Proctor	3
Jaylen Blakes	2
Mark Mitchell	2
Dariq Whitehead	2
Ryan Young	2
Dereck Lively II	1

**GAMES AS LEADING REBOUNDER**

Kyle Filipowski	22
Ryan Young	7
Dereck Lively II	6
Tyrese Proctor	3
Mark Mitchell	2

**GAMES LEADING IN ASSISTS**

Tyrese Proctor	18
Jeremy Roach	12
Jacob Grandison	6
Jaylen Blakes	5
Dereck Lively II	4
Dariq Whitehead	3
Ryan Young	2
Kyle Filipowski	1
Mark Mitchell	1

**DOUBLE-FIGURE SCORING GAMES**

Kyle Filipowski	31
Jeremy Roach	25
Tyrese Proctor	18
Mark Mitchell	16
Dariq Whitehead	10
Ryan Young	10
Jacob Grandison	6
Dereck Lively II	5
Jaylen Blakes	2

**30+ POINT GAMES**

20+ POINT GAMES	
Jeremy Roach	7
Kyle Filipowski	6
Ryan Young	1

**10+ ASSIST GAMES**

Tyrese Proctor	1
Jeremy Roach	1

**10+ REBOUND GAMES**

Kyle Filipowski	16
Dereck Lively II	6
Ryan Young	5
Tyrese Proctor	1

**DOUBLE-DOUBLES**

Kyle Filipowski	16
Tyrese Proctor	2
Ryan Young	2
Jeremy Roach	1

**DUNKS**

Opponent	63
Duke	115
Dereck Lively II	57
Mark Mitchell	25
Kyle Filipowski	21
Jacob Grandison	3
Christian Reeves	3
Jaylen Blakes	2
Dariq Whitehead	2
Kale Catchings	1
Tyrese Proctor	1
Ryan Young	1

**CHARGES DRAWN**

Opponent	34
Duke	23
Kyle Filipowski	8
Tyrese Proctor	7
Jaylen Blakes	4
Jeremy Roach	3
Jacob Grandison	1
Ryan Young	2

**DUKE'S FIRST SUBSTITUTION**

Jacob Grandison	20
Dariq Whitehead	15
Ryan Young	14
Jaylen Blakes	8
Dereck Lively II	3
Jeremy Roach	2
Tyrese Proctor	1

**THREE-POINT PLAYS**

Opponent	33
Duke	54
Kyle Filipowski	15
Mark Mitchell	10
Jeremy Roach	8
Ryan Young	5
Tyrese Proctor	4
Jaylen Blakes	3
Dereck Lively II	3
Dariq Whitehead	3
Jacob Grandison	2
Christian Reeves	1

**SHOT CLOCK VIOLATIONS FORCED**

Opponent	14
Duke	15

**OPENING TIPS CONTROLLED**

Opponent	11
Duke	25

**FREE THROW SHOOTING | LAST 5:00 & OVERTIME**

Duke	98-123	.797
Jacob Grandison	10-10	1.000
Ryan Young		

## 2022-23 TEAM SUPERLATIVES


	DUKE	OPPONENT
Points 1st Half	High	48 vs. Pittsburgh (3/9/23)
	Low	21 vs. Tennessee (3/18/23)
Points 2nd Half	High	50 vs. Delaware (11/18/22)
	Low	21 vs. Purdue (11/27/22)
Total Points	High	96 vs. Pittsburgh (3/9/23)
	Low	52 vs. Tennessee (3/18/23)
FG Made	High	36 vs. Pittsburgh (3/9/23)
	Low	16 vs. Oregon State (11/24/22)
FG Attempted	High	68, 2x, last vs. Delaware (11/18/22)
	Low	45 vs. Virginia (3/11/23)
FG Percentage 1st Half	High	.630 vs. Pittsburgh (3/9/23)
	Low	.292 at NC State (1/4/23)
FG Percentage 2nd Half	High	.633 at Georgia Tech (1/28/23)
	Low	.207 vs. Oregon State (11/24/22)
FG Percentage	High	.621 vs. Pittsburgh (3/9/23)
	Low	.267 vs. Oregon State (11/24/22)
3-Pt. FG Made	High	14 vs. Bellarmine (11/21/22)
	Low	2, 2x, last vs. NC State (2/28/23)
3-Pt. FG Att.	High	35 vs. Bellarmine (11/24/22)
	Low	11, 2x, last vs. North Carolina (1/4/23)
3-Pt. FG Pct.	High	.500, 2x, last vs. Miami (3/10/23)
	Low	.105, 2x, last vs. NC State (2/28/23)
FT Made	High	26 vs. Ohio State (11/30/22)
	Low	4, 2x, last vs. Tennessee (3/18/23)
FT Attempted	High	30 vs. Ohio State (11/30/22)
	Low	4 at Syracuse (2/18/23)
FT Percentage	High	1.000 at Syracuse (2/18/23)
	Low	.571 vs. Tennessee (3/18/23)
Off. Rebounds	High	24 vs. Pittsburgh (1/11/23)
	Low	6 vs. Tennessee (3/18/23)
Def. Rebounds	High	34 vs. Iowa (12/6/22)
	Low	19 at Miami (2/6/23)
Total Rebounds	High	52 vs. USC Upstate (11/11/22)
	Low	30, 3x, last vs. Tennessee (3/18/23)
Assists	High	27 vs. Pittsburgh (3/9/23)
	Low	5 vs. North Carolina (3/4/23)
Blocked Shots	High	11 vs. North Carolina (2/4/23)
	Low	2, 5x, last vs. Virginia (3/11/23)
Steals	High	15 vs. USC Upstate (11/11/22)
	Low	2, 3x, last vs. NC State (2/28/23)
Turnovers	High	22 at Virginia (2/11/23)
	Low	6 vs. Louisville (2/20/23)
Personal Fouls	High	24 at Virginia (2/11/23)
	Low	7 vs. UMES (12/10/22)

## 2022-23 INDIVIDUAL SUPERLATIVES

	DUKE	OPPONENT
Total Points	29 by Kyle Filipowski at Virginia Tech (1/23/23)	27, 2x, last by Olivier Nkamhoua, Tennessee (3/18/23)
First Half Points	17 by Jeremy Roach vs. Wake Forest (1/31/23)	18 by PJ Hall, Clemson (1/14/23)
Second Half Points	19 by Jeremy Roach vs. Virginia (3/11/23)	23 by Olivier Nkamhoua, Tennessee (3/18/23)
FG Made	9, 6x, last by Jeremy Roach vs. Oral Roberts (3/16/23)	11, 2x, last by Dane Goodwine, Notre Dame (2/14/23)
FG Attempted	22 by Kyle Filipowski vs. Clemson (1/14/23)	26 by Jalen Wilson, Kansas (11/15/22)
3-Pt. FG Made	4, 9x, last by Kyle Filipowski vs. Pittsburgh (3/9/23)	6 by Jarkel Joiner, NC State (2/28/23)
3-Pt. FG Attempted	9, 2x, last by Tyrese Proctor vs. Clemson (1/14/23)	12, 2x, last by Jarkel Joiner, NC State (2/28/23)
FT Made	11 by Kyle Filipowski vs. Pittsburgh (1/11/23)	13 by Tyree Appleby, Wake Forest (12/20/22)
FT Attempted	13 by Kyle Filipowski vs. Pittsburgh (1/11/23)	14 by Tyree Appleby, Wake Forest (12/20/22)
Rebounds	15, 2x, last by Kyle Filipowski vs. Pittsburgh (1/11/23)	14 by Norchad Omier, Miami (1/21/23)
Offensive Rebounds	8 by Ryan Young vs. Oregon State (11/24/22)	6 by Devin McGlockton, Boston College (12/3/22)
Defensive Rebounds	11, 2x, last by Kyle Filipowski vs. Wake Forest (1/31/23)	10 by Norchad Omier, Miami (1/21/23)
Assists	11 by Jeremy Roach vs. Virginia Tech (2/25/23)	10 by Dajuan Harris, Kansas (11/15/22)
Turnovers	5, 8x, last by Jeremy Roach vs. Tennessee (3/18/23)	8 by Tyree Appleby, Wake Forest (12/20/22)
Blocked Shots	8 by Dereck Lively II vs. North Carolina (2/4/23)	5 by Seny N'Diaye, USC Upstate (11/11/22)
Steals	4, 3x, last by Kyle Filipowski vs. Oral Roberts (3/16/23)	5 by Kevon Voyles, UMES (12/10/22)
Minutes	42 by Tyrese Proctor at Virginia (2/11/23)	41 by Reece Beekman, Virginia (2/11/23)

## 2022-23 ACCOLADES

<b>Kyle Filipowski</b> Kyle Macy National Freshman of the Year Award AP All-America Honorable Mention ACC Rookie of the Year ACC Tournament MVP First Team All-ACC Tournament Second Team All-ACC ACC All-Rookie Team NABC All-District USBWA All-District Team Karl Malone Power Forward of the Year -- Final Top 10 Wooden Award -- Late season Watch List Oscar Robinson Award -- Midseason Watch List Naismith Award -- Midseason Watch List ACC Rookie of the Week (11/15, 11/21, 11/28, 12/5, 1/16, 1/23, 1/30, 2/20, 3/6)
<b>Dereck Lively II</b> ACC All-Rookie Team ACC All-Defensive Team Second Team All-ACC Tournament Kareem Abdul-Jabbar Center of the Year -- Preseason Watch List Preseason Third Team All-America (Sporting News) Naismith Player of the Year Trophy -- Watch List Wooden Award -- Watch List ACC Rookie of the Week (2/6) Preseason ACC Rookie of the Year Preseason Second Team All-ACC
<b>Tyrese Proctor</b> ACC All-Rookie Team Jerry West Shooting Guard of the Year -- Preseason Watch List
<b>Jeremy Roach</b> Honorable Mention All-ACC First Team All-ACC Tournament Bob Cousy Point Guard of the Year -- Preseason Watch List Team Captain Naismith Player of the Year Trophy -- Watch List Wooden Award -- Watch List Phil Knight Legacy All-Tournament Team ACC Player of the Week (2/6) Preseason First Team All-ACC
<b>Dariq Whitehead</b> Julius Erving Small Forward of the Year -- Preseason Watch List Naismith Player of the Year Trophy -- Watch List Wooden Award -- Watch List





**2022-23 GAME COMPARISON**

YEAR IN REVIEW

	1st Half	2nd Half	Final	Margin	Total FG	FG Pct.	3pt. FG	3FG Pct.	FT	FT Pct.	Reb	Margin	Assists	Turns	Blocks	Steals	Fouls
Jacksonville	42-26	29-18	71-44	+27	27-59/18-53	.458/.340	10-29/3-23	.345/.130	7-11/5-5	.636/1.000	44/25	+19	19/12	12/11	3/3	6/5	12/18
USC Upstate	43-18	41-20	84-38	+46	30-68/15-54	.441/.278	7-21/7-23	.333/.304	17-26/11-17	.654/.500	52/27	+25	16/6	13/23	7/6	15/6	12/21
vs. Kansas	29-33	35-36	64-69	-5	24-67/31-67	.358/.463	3-21/3-19	.143/.158	13-16/4-7	.813/.571	46/35	+11	8/21	18/15	2/13	3/5	16/18
Delaware	42-36	50-22	92-58	+34	34-68/21-55	.500/.382	6-14/5-22	.429/.227	18-21/11-17	.857/.647	47/25	+22	18/9	10/14	5/4	8/5	16/17
Bellarmine	41-33	33-24	74-57	+17	25-55/23-54	.455/.426	14-35/6-17	.400/.353	10-11/5-6	.909/.833	37/25	+12	18/12	8/7	4/0	2/4	14/15
vs. Oregon State	29-27	25-24	54-51	+3	16-60/17-43	.267/.395	5-29/6-21	.172/.286	17-21/11-14	.810/.786	46/29	+17	9/5	8/11	2/4	5/2	17/20
vs. Xavier	40-34	31-30	71-64	+7	27-54/20-52	.500/.385	5-11/7-17	.455/.412	12-19/17-19	.632/.895	33/32	+1	9/9	11/15	4/0	9/5	17/18
vs. Purdue	35-46	21-29	56-75	-19	21-58/26-58	.362/.448	2-19/7-18	.105/.389	12-17/16-19	.706/.842	31/42	-11	8/17	11/11	3/3	5/7	19/16
Ohio State	39-29	42-43	81-72	+9	25-55/26-55	.455/.473	5-13/3-13	.385/.231	26-30/17-22	.867/.773	34/31	+3	16/6	13/16	3/4	9/4	20/25
Boston College	35-23	40-36	75-59	+16	28-53/24-64	.528/.375	8-23/5-22	.381/.227	11-13/6-9	.846/.667	32/33	-1	19/7	10/9	7/2	4/5	13/14
vs. Iowa	37-31	37-31	74-62	+12	28-63/25-63	.444/.397	7-20/3-16	.350/.188	11-14/9-15	.786/.600	45/35	+10	14/11	9/7	7/3	3/3	14/15
UMES	39-21	43-34	82-55	+27	31-60/22-56	.517/.393	8-20/9-25	.400/.360	12-13/2-2	.923/1.000	42/20	+22	18/16	19/18	7/0	10/14	7/17
at Wake Forest	30-39	40-42	70-81	-11	26-59/26-53	.441/.491	8-27/7-19	.296/.368	10-14/22-26	.714/.846	29/37	-8	14/13	13/15	2/3	9/5	19/14
Florida State	42-25	44-42	86-67	+19	29-57/21-49	.509/.429	11-25/4-15	.440/.267	17-20/21-26	.850/.808	32/24	+8	18/11	9/13	4/2	2/7	21/19
at NC State	22-44	38-40	60-84	-24	19-48/33-70	.396/.471	5-15/10-26	.333/.385	17-25/8-15	.680/.533	38/38	0	10/13	21/6	2/9	5/10	18/20
at Boston College	37-33	28-31	65-64	+1	21-53/26-63	.396/.413	6-17/6-17	.353/.353	17-19/6-7	.895/.857	38/32	+6	15/14	15/9	7/3	4/8	9/15
Pittsburgh	32-43	45-26	77-69	+8	24-66/25-58	.364/.431	6-27/6-22	.222/.273	23-27/13-17	.852/.765	51/28	+23	13/9	17/13	5/5	5/9	21/21
at Clemson	34-30	30-42	64-72	-8	24-63/27-59	.381/.458	3-20/3-17	.150/.176	13-18/15-18	.722/.833	39/37	+2	9/12	11/9	4/4	4/4	18/17
Miami	38-38	30-28	68-66	+2	25-62/22-63	.403/.349	9-21/10-21	.429/.476	9-15/12-15	.600/.800	44/38	+6	19/10	10/6	8/5	5/7	15/17
at Virginia Tech	38-45	37-33	75-78	-3	29-60/28-49	.483/.571	9-23/10-19	.391/.526	8-12/12-19	.667/.632	30/27	+3	17/16	7/11	3/2	4/5	17/16
at Georgia Tech	43-25	43-18	86-43	+43	34-61/17-55	.557/.309	9-23/5-22	.391/.227	9-15/4-6	.600/.667	43/22	+21	24/12	9/11	6/5	5/4	11/17
Wake Forest	41-34	34-39	75-73	+2	27-54/24-64	.500/.375	6-17/9-31	.353/.290	15-20/16-17	.750/.941	39/32	+7	13/10	14/9	5/4	4/7	20/19
North Carolina	33-32	30-25	63-57	+6	24-61/24-70	.393/.343	4-11/7-27	.364/.259	11-15/2-3	.733/.667	46/40	+6	10/12	12/7	11/3	4/3	11/14
at Miami	26-40	33-41	59-81	-22	22-54/32-67	.407/.478	5-19/7-17	.263/.412	10-13/10-11	.769/.909	31/38	-7	16/21	21/2	6/4	7/13	10/11
at Virginia	27-25	31-33/4-11	62-69	-7	22-49/28-54	.449/.519	9-23/4-14	.391/.286	9-12/9-22	.750/.409	39/24	+15	11/16	22/9	2/4	3/10	24/16
Notre Dame	31-23	37-41	68-64	+4	25-58/26-61	.431/.426	5-20/6-21	.250/.286	13-15/6-8	.867/.750	37/34	+3	16/6	8/10	3/5	5/6	10/12
at Syracuse	40-27	37-28	77-55	+22	30-55/19-55	.545/.345	13-26/6-16	.500/.375	4-4/11-14	1.000/.786	38/25	+13	22/7	14/12	5/3	8/9	9/14
Louisville	42-33	37-29	79-62	+17	29-59/23-52	.492/.442	9-22/7-17	.409/.412	12-18/9-10	.667/.900	33/28	+5	19/11	6/12	5/2	6/5	11/15
Virginia Tech	43-32	38-33	81-65	+16	30-53/23-57	.566/.404	7-18/8-19	.389/.421	14-17/11-16	.824/.688	37/26	+11	19/12	9/9	6/1	6/6	17/17
NC State	33-29	38-38	71-67	+4	23-55/26-68	.418/.382	2-19/8-28	.105/.286	23-29/7-8	.793/.875	44/35	+9	7/6	10/6	3/3	2/4	12/20
at North Carolina	33-31	29-26	62-57	+5	22-58/17-56	.379/.304	4-13/5-23	.308/.217	14-18/18-21	.778/.857	39/39	0	5/8	8/9	4/6	6/4	15/16
vs. Pittsburgh	48-23	48-37	96-69	+27	36-58/22-52	.621/.423	11-26/5-18	.423/.278	13-18/20-24	.722/.833	30/25	+5	27/11	8/10	3/1	7/4	19/14
vs. Miami	41-36	44-42	85-78	+7	28-51/29-62	.549/.468	8-16/8-26	.500/.308	21-25/12-15	.840/.800	36/24	+12	16/13	12/6	3/2	4/8	13/18
vs. Virginia	24-17	35-32	59-49	+10	19-45/16-48	.422/.333	4-13/4-17	.308/.235	17-22/13-17	.773/.765	33/30	+3	11/9	11/12	2/4	10/6	15/18
vs. Oral Roberts	40-23	34-28	74-51	+23	31-64/19-63	.484/.302	6-16/8-32	.375/.250	6-9/5-8	.667/.625	46/32	+14	13/10	8/9	6/5	7/3	15/8
vs. Tennessee	21-27	31-38	52-65	-13	21-49/23-57	.429/.404	6-22/9-21	.273/.429	4-7/10-13	.571/.769	30/35	-5	10/15	15/9	4/5	3/8	17/11

**2022-23 GAME CHART**

	Duke Jersey Color	Won Tip	Largest Duke Lead	Largest Duke Deficit	No. of Ties	No. of Lead Changes	Duke Led For	Opp. Led For	Game Tied For	Duke's First Sub(s)
Jacksonville	White	Jax	29	2	2	3	36:47	1:43	1:30	Grandison
USC Upstate	White	Duke	47	7	1	1	33:27	4:56	1:37	Grandison
vs. Kansas	Blue	Duke	6	11	3	11	15:47	23:06	1:07	Blakes/Grandison/Lively
Delaware	White	Delaware	38	3	2	1	36:28	1:13	2:19	Young
Bellarmine	White	Duke	20	1	1	2	37:25	0:33	2:02	Whitehead/Young
vs. Oregon State	Blue	OSU	5	6	3	11	19:49	18:37	1:34	Grandison/Young
vs. Xavier	Blue	Duke	13	4	2	3	36:09	1:57	1:54	Young
vs. Purdue	Black	Purdue	7	19	0	5	5:54	33:26	0:40	Young
Ohio State	White	Duke	13	6	3	7	30:06	8:12	1:42	Grandison
Boston College	White	Duke	22	3	3	1	32:58	4:30	2:32	Grandison/Whitehead
vs. Iowa	White*	Iowa	18	1	1	4	37:10	1:44	1:06	Blakes/Grandison/Whitehead/Young
UMES	White	Duke	30	2	1	1	35:32	1:44	2:44	Blakes/Grandison/Young
at Wake Forest	Blue	Duke	2	15	3	2	0:19	36:42	2:59	Blakes/Grandison
Florida State	White	Duke	25	2	3	3	35:00	1:52	3:08	Proctor/Whitehead/Young
at NC State	Blue	Duke	-	29	0	0	0:00	36:44	3:16	Young/Whitehead
at Boston College	Blue	Duke	14	1	3	2	38:59	0:16	0:45	Blakes/Grandison
Pittsburgh	White	Pittsburgh	11	12	2	2	10:28	27:17	2:15	Blakes/Lively
at Clemson	Navy^	Clemson	8	10	5	4	17:27	19:12	3:21	Grandison
Miami	White*	Miami	8	4	5	14	26:19	8:23	5:18	Roach
at Virginia Tech	White	Duke	7	13	6	3	9:03	27:13	3:44	Grandison/Lively/Roach
at Georgia Tech	Black	Duke	43	-	0	0	39:37	0:00	0:23	Blakes
Wake Forest	White	Duke	14	3	5	7	35:19	2:48	1:53	Blakes/Grandison/Young
North Carolina	White*	North Carolina	6	7	9	5	17:00	15:02	7:58	Grandison/Young
at Miami	Black	Duke	-	26	0	0	0:00	39:21	0:39	Grandison
at Virginia	Blue	Duke	7	7	4	11	21:26	20:41	2:53	Grandison/Whitehead
Notre Dame	Gray	Duke	14	3	3	6	33:06	4:36	2:18	Grandison/Whitehead
at Syracuse	Blue	Syracuse	24	4	2	4	34:03	3:14	2:43	Young
Louisville	White	Duke	17	9	1	1	30:43	8:56	0:21	Grandison/Whitehead
Virginia Tech	White	Duke	25	1	0	2	38:43	1:02	0:15	Grandison/Whitehead/Young
NC State	White	Duke	12	3	7	4	30:20	4:57	4:43	Grandison/Whitehead
North Carolina	Black	Duke	7	5	8	11	27:29	6:34	5:57	Whitehead
vs. Pittsburgh	White	Duke	36	-	0	0	39:40	0:00	0:20	Whitehead
vs. Miami	Blue	Duke	8	2	12	7	32:36	4:32	2:52	Whitehead
vs. Virginia	Blue	Duke	14	-	0	0	39:34	0:00	0:26	Whitehead
vs. Oral Roberts	White	Oral Roberts	27	-	0	0	37:41	0:00	2:19	Whitehead
vs. Tennessee	Blue	Duke	6	13	1	4	10:34	26:34	2:52	Young

\* Cameron Brotherhood Uniforms ^ Brotherhood Uniforms

1 JACKSONVILLE [7] DUKE 44 • 71 Nov. 7, 2022 ATTENDANCE: 9,314

CAMERON INDOOR STADIUM/DURHAM, N.C.

Table with columns: NO. Name, Min, FG, 3P, FT, Rebounds, Fouls, TP, AS, TO, ST, Blocks, SA, BA, Shooting By Period, and Team Totals.

2 XSTATE [7] DUKE 38 • 84 Nov. 11, 2022 ATTENDANCE: 9,314

CAMERON INDOOR STADIUM/DURHAM, N.C.

Table with columns: NO. Name, Min, FG, 3P, FT, Rebounds, Fouls, TP, AS, TO, ST, Blocks, SA, BA, Shooting By Period, and Team Totals.

3 [7] DUKE [6] KANSAS 64 • 69 Nov. 15, 2022 ATTENDANCE: 15,828

GAINSBRIE FIELDHOUSE/INDIANAPOLIS, IND.

Table with columns: NO. Name, Min, FG, 3P, FT, Rebounds, Fouls, TP, AS, TO, ST, Blocks, SA, BA, Shooting By Period, and Team Totals.

#7 Duke - 71

Table with columns: NO. Name, Min, FG, 3P, FT, Rebounds, Fouls, TP, AS, TO, ST, Blocks, SA, BA, Shooting By Period, and Team Totals.

#4 Duke - 84

Table with columns: NO. Name, Min, FG, 3P, FT, Rebounds, Fouls, TP, AS, TO, ST, Blocks, SA, BA, Shooting By Period, and Team Totals.

Technical Fouls/Proctor 11:40

Table with columns: NO. Name, Min, FG, 3P, FT, Rebounds, Fouls, TP, AS, TO, ST, Blocks, SA, BA, Shooting By Period, and Team Totals.

4 DELAWARE [7] DUKE 58 • 92 Nov. 18, 2022 ATTENDANCE: 9,314

CAMERON INDOOR STADIUM/DURHAM, N.C.

Table with columns: NO. Name, Min, FG, 3P, FT, Rebounds, Fouls, TP, AS, TO, ST, Blocks, SA, BA, Shooting By Period, and Team Totals.

5 BELLARMINE [8] DUKE 57 • 74 Nov. 21, 2022 ATTENDANCE: 9,314

CAMERON INDOOR STADIUM/DURHAM, N.C.

Table with columns: NO. Name, Min, FG, 3P, FT, Rebounds, Fouls, TP, AS, TO, ST, Blocks, SA, BA, Shooting By Period, and Team Totals.

6 [8] DUKE [8] OREGON STATE 54 • 51 Nov. 24, 2022 ATTENDANCE: 4,465

VETERANS MEM. COLISEUM/PORTLAND, ORE.

Table with columns: NO. Name, Min, FG, 3P, FT, Rebounds, Fouls, TP, AS, TO, ST, Blocks, SA, BA, Shooting By Period, and Team Totals.

#7 Duke - 92

Table with columns: NO. Name, Min, FG, 3P, FT, Rebounds, Fouls, TP, AS, TO, ST, Blocks, SA, BA, Shooting By Period, and Team Totals.

#4 Duke - 74

Table with columns: NO. Name, Min, FG, 3P, FT, Rebounds, Fouls, TP, AS, TO, ST, Blocks, SA, BA, Shooting By Period, and Team Totals.

Technical Fouls/None

Table with columns: NO. Name, Min, FG, 3P, FT, Rebounds, Fouls, TP, AS, TO, ST, Blocks, SA, BA, Shooting By Period, and Team Totals.

7 [8] DUKE [8] XAVIER 71 • 64 Nov. 25, 2022 ATTENDANCE: 6,526

MODA CENTER / PORTLAND, ORE.

Table with columns: NO. Name, Min, FG, 3P, FT, Rebounds, Fouls, TP, AS, TO, ST, Blocks, SA, BA, Shooting By Period, and Team Totals.

8 [8] DUKE [24] PURDUE 56 • 75 Nov. 27, 2022 ATTENDANCE: 7,188

MODA CENTER/PORTLAND, ORE.

Table with columns: NO. Name, Min, FG, 3P, FT, Rebounds, Fouls, TP, AS, TO, ST, Blocks, SA, BA, Shooting By Period, and Team Totals.

9 [25] OHIO STATE [17] DUKE 72 • 81 Nov. 15, 2022 ATTENDANCE: 9,314

CAMERON INDOOR STADIUM/DURHAM, N.C.

Table with columns: NO. Name, Min, FG, 3P, FT, Rebounds, Fouls, TP, AS, TO, ST, Blocks, SA, BA, Shooting By Period, and Team Totals.

#7 Duke - 64

Table with columns: NO. Name, Min, FG, 3P, FT, Rebounds, Fouls, TP, AS, TO, ST, Blocks, SA, BA, Shooting By Period, and Team Totals.

#4 Duke - 75

Table with columns: NO. Name, Min, FG, 3P, FT, Rebounds, Fouls, TP, AS, TO, ST, Blocks, SA, BA, Shooting By Period, and Team Totals.

Technical Fouls/None

Table with columns: NO. Name, Min, FG, 3P, FT, Rebounds, Fouls, TP, AS, TO, ST, Blocks, SA, BA, Shooting By Period, and Team Totals.



**DUKE**  
**54**

**2023-24 DUKE BASKETBALL**

**10 BOSTON COLLEGE** 59  
**[17] DUKE** 75  
Dec. 3, 2022 ATTENDANCE: 9,314

**CAMERON INDOOR STADIUM/DURHAM, N.C.**

Record: 54-18 (0)

NO. Name	Min	FG	3P	FT	Rebounds	Fouls	TP	AS	TO	ST	Blocks	pts	ppg
1 T.J. Richardson	29:03	4/13	0/0	3/3	2	2	1	1	1	0	1	11	37.9%
2 CJ Pereira	38:16	7/13	0/0	5/5	3	2	1	0	0	0	0	21	46.8%
3 Jordan Zachary	3:01	0/1	0/0	1/1	2	2	1	1	1	0	0	1	17.0%
11 Malik Jackson-Langford	08:53	1/3	0/0	0/0	1	1	0	0	0	0	0	2	22.9%
45 Mason Madison	02:56	0/0	0/0	0/0	3	3	2	0	0	0	0	0	0.0%
10 Chase Kelley III	18:21	1/6	0/0	1/1	1	1	1	1	1	0	0	3	16.7%
5 DeMar Langford Jr.	34:28	2/9	0/2	1/0	2	0	1	1	2	0	0	5	14.3%
21 Damon McGlockton	17:56	0/0	0/0	0/0	4	3	0	0	0	0	0	0	0.0%
10 Prince Aljiba	03:56	0/2	0/1	0/0	0	0	0	0	0	0	0	0	0.0%
2 Armani Mistry	03:57	0/0	0/0	0/0	0	0	0	0	0	0	0	0	0.0%
<b>Team</b>		2	1	3	13	3	2	2	2	0	0	23	33.3%
<b>Totals</b>	24:44	10-23	0-0	14-19	33	14	13	9	7	9	5	27	33.3%

Technical Fouls: NONE

Record: 82-0-0

NO. Name	Min	FG	3P	FT	Rebounds	Fouls	TP	AS	TO	ST	Blocks	pts	ppg
25 Mark Mitchell	21:13	5/7	0/2	1/3	2	4	0	1	1	1	0	11	30.0%
1 Dereck Lively II	01:18	4/5	0/0	1/1	1	1	1	1	0	0	0	9	45.0%
30 Kyle Filipowski	02:58	4/10	1/3	4/4	2	0	1	1	1	1	0	13	32.5%
3 Jeremy Roach	07:46	2/6	0/0	1/1	0	1	0	1	0	0	0	5	12.5%
5 Tyrone Proctor	02:51	3/6	1/4	2/2	0	1	1	2	0	0	0	8	20.0%
0 Darryl Whitehead	16:21	3/6	0/0	1/2	3	2	0	2	0	0	0	7	17.5%
30 Kyle Grandson	22:04	3/6	2/4	2/2	0	6	0	0	1	0	0	10	25.0%
2 Jaylen Blakes	19:21	1/3	0/0	0/1	1	1	1	3	2	0	0	2	5.0%
15 Ryan Young	13:44	2/2	0/0	1/3	3	1	0	1	1	2	0	6	15.0%
14 Jordan Schutt	00:01	0/1	0/0	0/0	0	0	0	0	0	0	0	0	0.0%
21 Christian Reeves	02:46	0/0	0/0	0/0	0	0	0	0	0	0	0	0	0.0%
21 Christian Reeves	02:46	0/0	0/0	0/0	0	0	0	0	0	0	0	0	0.0%
<b>Team</b>	28:03	28-50	11-13	7-25	32	13	7	13	10	4	1	47	31.2%

Technical Fouls: NONE

Biggest lead	BC	Duke	Points from Turnovers	BC	Duke	Period by Period Scoring
11 (1st 15:01)	22	23	11	9	14	1st 2nd 3rd 4th
Best Scoring Run	6 (2nd 0:00)	13 (2nd 10:26)	Paint	30	30	
Lead Changes	1	2	Second Chance	22	4	
Times Tied	3	4	Fast Breaks	5	4	
Time with Lead	04:30	32:58	Bench	18	24	

**13 [14] DUKE** 70  
**WAKE FOREST** 81  
Dec. 20, 2022 ATTENDANCE: 10,812

**CAMERON INDOOR STADIUM/DURHAM, N.C.**

Record: 82-1-1 (2-2)

NO. Name	Min	FG	3P	FT	Rebounds	Fouls	TP	AS	TO	ST	Blocks	pts	ppg
25 Mark Mitchell	32:27	4/9	0/3	4/5	0	4	1	1	1	1	0	16	35.7%
15 Ryan Young	04:42	5/6	0/0	2/2	7	9	2	1	0	0	0	17	41.7%
30 Kyle Filipowski	02:18	4/14	0/6	1/1	4	5	4	9	2	4	1	11	27.5%
3 Jeremy Roach	03:58	3/8	0/2	1/1	3	4	0	1	0	0	0	7	17.5%
5 Tyrone Proctor	04:00	2/7	1/1	1/2	1	2	1	2	0	0	0	6	15.0%
2 Jaylen Blakes	20:41	6/7	3/4	2/2	0	2	0	1	1	0	0	15	37.5%
13 Jacob Grandson	19:01	2/8	1/5	0/0	2	2	0	3	0	0	0	6	15.0%
14 Jordan Schutt	01:50	0/1	0/0	0/0	0	0	0	0	0	0	0	0	0.0%
<b>Team</b>	38:59	27-50	10-14	7-22	29	19	14	13	9	3	2	31	31.1%

Technical Fouls: NONE

Record: 84-15-1 (3-1)

NO. Name	Min	FG	3P	FT	Rebounds	Fouls	TP	AS	TO	ST	Blocks	pts	ppg
11 Andrew Carr	07:21	3/5	1/3	2/2	5	7	2	0	1	1	0	9	22.5%
33 Matthew Marsh	02:27	5/5	0/0	1/1	2	3	5	2	1	0	0	10	10.0%
1 Tyrone Proctor	07:28	2/8	1/4	1/1	0	4	4	2	2	0	0	6	15.0%
2 Cameron Hiltz	03:46	2/3	0/1	2/2	7	9	0	1	0	0	0	6	15.0%
30 Damon Montano	03:19	4/11	3/9	2/2	0	5	2	2	1	2	0	13	32.5%
4 Darius Whitehead	19:16	2/4	1/1	2/2	0	0	1	1	7	0	0	6	15.0%
20 Davion Bradford	11:54	2/3	0/0	1/2	3	3	1	4	0	1	0	5	12.5%
34 Bob Klemm	04:34	1/1	1/1	1/2	2	0	0	0	1	0	0	3	7.5%
<b>Team</b>	36:53	19-28	6-15	9-28	37	14	19	11	13	5	3	21	31.1%

Technical Fouls: NONE

Biggest lead	DUKE	WAKE	Points from Turnovers	DUKE	WAKE	Period by Period Scoring
11 (1st 17:55)	25	14	11	21	21	1st 2nd 3rd 4th
Best Scoring Run	11 (1st 12:01)	20 (1st 15:15)	Paint	35	34	
Lead Changes	2	2	Second Chance	10	7	
Times Tied	0	1	Fast Breaks	5	7	
Time with Lead	05:19	36:42	Bench	33	42	

**11 IOWA** 62  
**[15] DUKE** 74  
Dec. 6, 2022 ATTENDANCE: 17,828

**MADISON SQUARE GARDEN/NEW YORK, N.Y.**

Record: 62

NO. Name	Min	FG	3P	FT	Rebounds	Fouls	TP	AS	TO	ST	Blocks	pts	ppg
11 Rayshawn Mullins	23:04	9/12	0/0	0/3	0	0	1	1	0	0	0	18	45.0%
22 Patrick McCaffery	21:41	4/8	1/3	3/4	0	4	1	1	2	1	0	14	35.0%
24 Kris Murray	26:20	9/13	0/0	2/4	0	4	7	1	3	0	0	21	52.5%
1 Khori Miller	27:17	1/2	0/0	0/0	1	1	1	1	0	0	0	2	5.0%
11 Tony Perkins	22:52	2/10	1/2	0/0	2	2	2	1	1	1	0	5	12.5%
30 Rayshawn Mullins	15:54	2/7	0/4	0/0	1	1	2	0	1	0	0	4	10.0%
30 Connor McCaffery	22:19	1/2	0/1	2/2	0	1	1	1	1	0	0	4	10.0%
30 Connor McCaffery	16:35	0/0	0/0	2/2	0	1	1	1	1	0	0	2	5.0%
23 Josh Ogden	07:18	1/1	0/0	0/0	0	0	0	0	0	0	0	2	5.0%
4 Jarrish Dix	04:09	0/0	0/0	0/0	0	1	0	0	0	0	0	0	0.0%
<b>Team</b>	25:43	31-55	11-25	9-26	35	15	14	12	11	7	3	72	32.7%

Technical Fouls: NONE

Record: 74

NO. Name	Min	FG	3P	FT	Rebounds	Fouls	TP	AS	TO	ST	Blocks	pts	ppg
25 Mark Mitchell	21:53	6/8	0/1	5/5	0	5	2	2	1	0	1	14	35.0%
1 Dereck Lively II	01:32	1/1	0/0	0/0	1	1	2	0	0	0	0	2	5.0%
30 Kyle Filipowski	02:15	5/13	1/4	4/4	0	1	1	2	1	0	0	13	32.5%
3 Jeremy Roach	08:51	9/18	3/6	3/3	1	1	0	0	4	2	0	20	50.0%
5 Tyrone Proctor	26:35	3/6	1/2	1/2	0	1	1	2	0	0	0	8	20.0%
0 Darryl Whitehead	20:55	3/7	1/3	1/1	1	1	1	1	1	0	0	8	20.0%
2 Jaylen Blakes	08:57	0/3	0/1	0/0	4	4	0	4	0	0	0	0	0.0%
13 Jacob Grandson	11:36	1/2	0/0	1/2	3	3	1	1	0	0	0	3	7.5%
15 Ryan Young	12:27	1/2	0/2	0/0	1	1	2	1	1	0	0	3	7.5%
<b>Team</b>	28:40	37-60	11-14	11-24	11	24	43	14	14	13	3	53	31.3%

Technical Fouls: NONE

Biggest lead	IOW	DUKE	Points from Turnovers	IOW	DUKE	Period by Period Scoring
11 (1st 18:22)	18	27	14	27	24	1st 2nd 3rd 4th
Best Scoring Run	10 (1st 14:43)	11 (1st 14:43)	Paint	28	28	
Lead Changes	1	2	Second Chance	11	2	
Times Tied	1	1	Fast Breaks	8	11	
Time with Lead	01:44	37:16	Bench	32	37	

**14 FLORIDA STATE** 67  
**[17] DUKE** 86  
Dec. 31, 2022 ATTENDANCE: 9,314

**CAMERON INDOOR STADIUM/DURHAM, N.C.**

Record: 67

NO. Name	Min	FG	3P	FT	Rebounds	Fouls	TP	AS	TO	ST	Blocks	pts	ppg
3 Cameron Conner	22:20	1/1	0/0	2/2	0	3	4	1	1	0	0	2	5.0%
3 Cameron Conner	02:04	1/2	0/1	1/3	1	2	1	1	1	0	0	4	10.0%
4 Caleb Mills	08:43	5/10	1/3	7/9	0	1	4	7	2	3	4	19	47.5%
22 Darrin Green Jr.	08:38	7/10	2/6	0/0	0	1	1	0	1	0	0	16	40.0%
5 Matthew Cleveland	07:42	4/14	0/0	1/2	2	1	0	3	1	0	0	9	22.5%
0 Chandler Jackson	14:04	2/3	1/2	0/0	1	1	1	0	0	0	0	5	12.5%
24 Nahiem McCloud	10:02	1/2	0/0	1/2	1	2	1	1	0	0	0	3	7.5%
12 Tom House	04:48	0/0	0/0	0/0	0	0	0	0	0	0	0	0	0.0%
5 De'Arke Moore	05:29	1/1	0/1	0/0	1	1	0	0	0	0	0	2	5.0%

16 [16] DUKE BOSTON COLLEGE
Jan. 7, 2023 ATTENDANCE: 7,000
CONTE FORUM/CHESTNUT HILL, MASS.

17 PITTSBURGH [24] DUKE
Jan. 11, 2023 ATTENDANCE: 7,168
CAMERON INDOOR STADIUM/DURHAM, N.C.

18 [24] DUKE CLEMSON
Jan. 14, 2023 ATTENDANCE: 9,000
LITTLEJOHN COLISEUM/CLEMSON, S.C.

YEAR IN REVIEW

Table with columns: NO. Name, Min, FG, 3P, FT, Rebounds, Fouls, TP, AS, TO, ST, Blocks, +/-, Shooting By Period. Includes team totals and technical fouls.

Table with columns: NO. Name, Min, FG, 3P, FT, Rebounds, Fouls, TP, AS, TO, ST, Blocks, +/-, Shooting By Period. Includes team totals and technical fouls.

Table with columns: NO. Name, Min, FG, 3P, FT, Rebounds, Fouls, TP, AS, TO, ST, Blocks, +/-, Shooting By Period. Includes team totals and technical fouls.

Table with columns: NO. Name, Min, FG, 3P, FT, Rebounds, Fouls, TP, AS, TO, ST, Blocks, +/-, Shooting By Period. Includes team totals and technical fouls.

Table with columns: NO. Name, Min, FG, 3P, FT, Rebounds, Fouls, TP, AS, TO, ST, Blocks, +/-, Shooting By Period. Includes team totals and technical fouls.

Table with columns: NO. Name, Min, FG, 3P, FT, Rebounds, Fouls, TP, AS, TO, ST, Blocks, +/-, Shooting By Period. Includes team totals and technical fouls.

Table with columns: Biggest lead, Best Scoring Run, Lead Changes, Times Tied, Time with Lead. Includes Duke and BC statistics.

Table with columns: Biggest lead, Best Scoring Run, Lead Changes, Times Tied, Time with Lead. Includes Duke and UNC statistics.

Table with columns: Biggest lead, Best Scoring Run, Lead Changes, Times Tied, Time with Lead. Includes Duke and Clemson statistics.

19 [17] MIAMI DUKE
Jan. 21, 2023 ATTENDANCE: 9,314
CAMERON INDOOR STADIUM/DURHAM, N.C.

20 DUKE VIRGINIA TECH
Jan. 23, 2023 ATTENDANCE: 8,925
CASSELL COLISEUM/BLACKSBURG, VA.

21 DUKE GEORGIA TECH
Jan. 28, 2023 ATTENDANCE: 7,382
McCANN PAVILION/ATLANTA, GA.

Table with columns: NO. Name, Min, FG, 3P, FT, Rebounds, Fouls, TP, AS, TO, ST, Blocks, +/-, Shooting By Period. Includes team totals and technical fouls.

Table with columns: NO. Name, Min, FG, 3P, FT, Rebounds, Fouls, TP, AS, TO, ST, Blocks, +/-, Shooting By Period. Includes team totals and technical fouls.

Table with columns: NO. Name, Min, FG, 3P, FT, Rebounds, Fouls, TP, AS, TO, ST, Blocks, +/-, Shooting By Period. Includes team totals and technical fouls.

Table with columns: NO. Name, Min, FG, 3P, FT, Rebounds, Fouls, TP, AS, TO, ST, Blocks, +/-, Shooting By Period. Includes team totals and technical fouls.

Table with columns: NO. Name, Min, FG, 3P, FT, Rebounds, Fouls, TP, AS, TO, ST, Blocks, +/-, Shooting By Period. Includes team totals and technical fouls.

Table with columns: NO. Name, Min, FG, 3P, FT, Rebounds, Fouls, TP, AS, TO, ST, Blocks, +/-, Shooting By Period. Includes team totals and technical fouls.

Table with columns: Biggest lead, Best Scoring Run, Lead Changes, Times Tied, Time with Lead. Includes Duke and Miami statistics.

Table with columns: Biggest lead, Best Scoring Run, Lead Changes, Times Tied, Time with Lead. Includes Duke and Virginia Tech statistics.

Table with columns: Biggest lead, Best Scoring Run, Lead Changes, Times Tied, Time with Lead. Includes Duke and Georgia Tech statistics.

22 WAKE FOREST DUKE
Jan. 31, 2023 ATTENDANCE: 9,314
CAMERON INDOOR STADIUM/DURHAM, N.C.

23 NORTH CAROLINA DUKE
Feb. 4, 2023 ATTENDANCE: 9,314
CAMERON INDOOR STADIUM/DURHAM, N.C.

24 DUKE [19] MIAMI
Feb. 6, 2023 ATTENDANCE: 7,972
WATSON CENTER/CORAL GABLES, FLA.

Table with columns: NO. Name, Min, FG, 3P, FT, Rebounds, Fouls, TP, AS, TO, ST, Blocks, +/-, Shooting By Period. Includes team totals and technical fouls.

Table with columns: NO. Name, Min, FG, 3P, FT, Rebounds, Fouls, TP, AS, TO, ST, Blocks, +/-, Shooting By Period. Includes team totals and technical fouls.

Table with columns: NO. Name, Min, FG, 3P, FT, Rebounds, Fouls, TP, AS, TO, ST, Blocks, +/-, Shooting By Period. Includes team totals and technical fouls.

Table with columns: NO. Name, Min, FG, 3P, FT, Rebounds, Fouls, TP, AS, TO, ST, Blocks, +/-, Shooting By Period. Includes team totals and technical fouls.

Table with columns: NO. Name, Min, FG, 3P, FT, Rebounds, Fouls, TP, AS, TO, ST, Blocks, +/-, Shooting By Period. Includes team totals and technical fouls.

Table with columns: NO. Name, Min, FG, 3P, FT, Rebounds, Fouls, TP, AS, TO, ST, Blocks, +/-, Shooting By Period. Includes team totals and technical fouls.

Table with columns: Biggest lead, Best Scoring Run, Lead Changes, Times Tied, Time with Lead. Includes Duke and Wake Forest statistics.

Table with columns: Biggest lead, Best Scoring Run, Lead Changes, Times Tied, Time with Lead. Includes Duke and North Carolina statistics.

Table with columns: Biggest lead, Best Scoring Run, Lead Changes, Times Tied, Time with Lead. Includes Duke and Miami statistics.



DUKE 56

2023-24 DUKE BASKETBALL

25 DUKE [8] VIRGINIA OT • 69 Feb. 11, 2023 ATTENDANCE: 6,526

JPJ ARENA/CHARLOTTESVILLE, VA.

Record: 17-8 (8-5) Duke vs Virginia box score table with columns for NO. Name, Min, FG, 3P, FT, Rebounds, Fouls, TP, AS, TO, BS, Blks, Stl, Blk, and Shooting by Period.

Record: 18-4 (11-2) Duke vs Virginia Tech box score table with columns for NO. Name, Min, FG, 3P, FT, Rebounds, Fouls, TP, AS, TO, BS, Blks, Stl, Blk, and Shooting by Period.

Technical Fouls: NONE. Summary statistics including Biggest lead, Best Scoring Run, Lead Changes, Times Tied, and Time with Lead.

26 NOTRE DAME DUKE 64 68 Feb. 14, 2023 ATTENDANCE: 9,314

CAMERON INDOOR STADIUM/DURHAM, N.C.

Record: 8-2 Duke vs Notre Dame box score table with columns for NO. Name, Min, FG, 3P, FT, Rebounds, Fouls, TP, AS, TO, BS, Blks, Stl, Blk, and Shooting by Period.

Record: 6-0 Duke vs Notre Dame box score table with columns for NO. Name, Min, FG, 3P, FT, Rebounds, Fouls, TP, AS, TO, BS, Blks, Stl, Blk, and Shooting by Period.

Technical Fouls: NONE. Summary statistics including Biggest lead, Best Scoring Run, Lead Changes, Times Tied, and Time with Lead.

27 DUKE SYRACUSE • 77 55 Feb. 18, 2023 ATTENDANCE: 31,603

JMA WIRELESS DOME/SYRACUSE, N.Y.

Record: 18-8 (10-6) Duke vs Syracuse box score table with columns for NO. Name, Min, FG, 3P, FT, Rebounds, Fouls, TP, AS, TO, BS, Blks, Stl, Blk, and Shooting by Period.

Record: 18-11 (9-7) Duke vs Syracuse box score table with columns for NO. Name, Min, FG, 3P, FT, Rebounds, Fouls, TP, AS, TO, BS, Blks, Stl, Blk, and Shooting by Period.

Technical Fouls: NONE. Summary statistics including Biggest lead, Best Scoring Run, Lead Changes, Times Tied, and Time with Lead.

28 LOUISVILLE DUKE 62 • 79 Feb. 20, 2023 ATTENDANCE: 9,314

CAMERON INDOOR STADIUM/DURHAM, N.C.

Record: 8-2 (0-1) Duke vs Louisville box score table with columns for NO. Name, Min, FG, 3P, FT, Rebounds, Fouls, TP, AS, TO, BS, Blks, Stl, Blk, and Shooting by Period.

Record: 2-0 (1-0) Duke vs Louisville box score table with columns for NO. Name, Min, FG, 3P, FT, Rebounds, Fouls, TP, AS, TO, BS, Blks, Stl, Blk, and Shooting by Period.

Technical Fouls: NONE. Summary statistics including Biggest lead, Best Scoring Run, Lead Changes, Times Tied, and Time with Lead.

29 VIRGINIA TECH DUKE 65 • 81 Feb. 25, 2023 ATTENDANCE: 9,314

CAMERON INDOOR STADIUM/DURHAM, N.C.

Record: 16-19 (8-15) Duke vs Virginia Tech box score table with columns for NO. Name, Min, FG, 3P, FT, Rebounds, Fouls, TP, AS, TO, BS, Blks, Stl, Blk, and Shooting by Period.

Record: 2-1 (0-2) Duke vs Virginia Tech box score table with columns for NO. Name, Min, FG, 3P, FT, Rebounds, Fouls, TP, AS, TO, BS, Blks, Stl, Blk, and Shooting by Period.

Technical Fouls: NONE. Summary statistics including Biggest lead, Best Scoring Run, Lead Changes, Times Tied, and Time with Lead.

30 NC STATE DUKE 67 71 Feb. 28, 2023 ATTENDANCE: 9,314

CAMERON INDOOR STADIUM/DURHAM, N.C.

Record: 2-2 (0-2) Duke vs NC State box score table with columns for NO. Name, Min, FG, 3P, FT, Rebounds, Fouls, TP, AS, TO, BS, Blks, Stl, Blk, and Shooting by Period.

Record: 2-1 (1-0) Duke vs NC State box score table with columns for NO. Name, Min, FG, 3P, FT, Rebounds, Fouls, TP, AS, TO, BS, Blks, Stl, Blk, and Shooting by Period.

Technical Fouls: NONE. Summary statistics including Biggest lead, Best Scoring Run, Lead Changes, Times Tied, and Time with Lead.

31 DUKE NORTH CAROLINA • 62 57 Mar. 4, 2023 ATTENDANCE: 21,750

SMITH CENTER/CHAPEL HILL, N.C.

Record: 2-3 (1-1) Duke vs North Carolina box score table with columns for NO. Name, Min, FG, 3P, FT, Rebounds, Fouls, TP, AS, TO, BS, Blks, Stl, Blk, and Shooting by Period.

Record: 19-12 (11-6) Duke vs North Carolina box score table with columns for NO. Name, Min, FG, 3P, FT, Rebounds, Fouls, TP, AS, TO, BS, Blks, Stl, Blk, and Shooting by Period.

Technical Fouls: NONE. Summary statistics including Biggest lead, Best Scoring Run, Lead Changes, Times Tied, and Time with Lead.

32 PITTSBURGH [21] DUKE 69 • 96 Mar. 9, 2023 ATTENDANCE: 13,920

GREENSBORO COLISEUM/GREENSBORO, N.C.

Record: 2-1 (1-0) Duke vs Pittsburgh box score table with columns for NO. Name, Min, FG, 3P, FT, Rebounds, Fouls, TP, AS, TO, BS, Blks, Stl, Blk, and Shooting by Period.

Record: 2-1 (1-0) Duke vs Pittsburgh box score table with columns for NO. Name, Min, FG, 3P, FT, Rebounds, Fouls, TP, AS, TO, BS, Blks, Stl, Blk, and Shooting by Period.

Technical Fouls: NONE. Summary statistics including Biggest lead, Best Scoring Run, Lead Changes, Times Tied, and Time with Lead.

33 [21] DUKE [14] MIAMI • 85 78 Mar. 10, 2023 ATTENDANCE: 15,316

GREENSBORO COLISEUM/GREENSBORO, N.C.

Record: 2-1 (1-0) Duke vs Miami box score table with columns for NO. Name, Min, FG, 3P, FT, Rebounds, Fouls, TP, AS, TO, BS, Blks, Stl, Blk, and Shooting by Period.

Record: 2-1 (1-0) Duke vs Miami box score table with columns for NO. Name, Min, FG, 3P, FT, Rebounds, Fouls, TP, AS, TO, BS, Blks, Stl, Blk, and Shooting by Period.

Technical Fouls: NONE. Summary statistics including Biggest lead, Best Scoring Run, Lead Changes, Times Tied, and Time with Lead.



**34** [21] DUKE  
[13] VIRGINIA  
Mar. 11, 2023 ATTENDANCE: 19,116

GREENSBORO COLISEUM/GREENSBORO, N.C.

Record: 26-6

NO. Name	Min	FG	3P	FT	Rebounds	Fouls	PF	AS	TS	BT	Blocks	SA	SB	PTS
20 Mark Mitchell	28:19	9/23	2/2	2/4	6	1	2	3	0	0	1	0	0	22
1 Dereck Lively II	36:38	2/3	0/0	1/3	4	3	1	4	2	0	2	0	0	7
30 Kyle Filipowski	34:28	8/17	3/8	1/9	10	3	4	2	1	1	0	1	1	23
3 Jeremy Roach	38:01	7/12	2/2	7/7	4	0	0	2	1	1	0	0	1	19
5 Tyrone Proctor	33:00	1/6	1/3	2/2	2	2	2	3	0	0	0	1	1	4
0 Darin Whitnhead	14:56	1/4	0/0	0/0	0	3	2	0	0	0	0	0	0	2
13 Jacob Grandson	12:00	0/0	0/0	2/2	1	1	2	1	0	0	0	0	0	4
18 Ryan Young	10:14	0/0	0/0	0/0	0	0	0	0	0	0	0	0	0	0
2 Jaylen Blake	00:00	0/0	0/0	0/0	0	0	0	0	0	0	0	0	0	0
<b>Team</b>		<b>19-45</b>	<b>4-13</b>	<b>17-23</b>	<b>5</b>	<b>28</b>	<b>35</b>	<b>15</b>	<b>11</b>	<b>10</b>	<b>2</b>	<b>4</b>	<b>13</b>	<b>63</b>

Technical Fouls: NONE

Record: 26-7

NO. Name	Min	FG	3P	FT	Rebounds	Fouls	PF	AS	TS	BT	Blocks	SA	SB	PTS
1 Jaydon Gardner	34:18	3/9	0/1	1/2	0	4	2	1	7	0	0	0	0	7
20 Francisco Collins	09:40	0/1	0/0	0/0	2	0	0	0	0	0	0	0	0	0
0 Khevi Clark	03:58	1/9	0/4	0/1	1	3	6	1	3	0	0	0	0	1
2 Raed Bednarz	06:38	0/11	0/0	0/0	1	1	2	1	1	0	0	0	0	0
4 Armaan Franklin	07:41	2/6	0/1	1/5	6	3	2	7	2	3	1	1	0	11
21 Kahn Shadock	10:19	1/2	0/0	3/3	4	7	2	5	1	1	0	0	0	7
11 Isaac McNeely	22:21	2/3	0/4	0/2	2	1	1	1	0	0	0	0	0	4
13 Ryan Dunn	15:03	1/3	0/0	1/5	6	5	2	1	1	1	0	0	0	4
10 Tame Murray	03:13	0/0	0/0	0/0	0	0	0	0	0	0	0	0	0	0
<b>Team</b>		<b>16-48</b>	<b>4-17</b>	<b>13-17</b>	<b>7</b>	<b>23</b>	<b>30</b>	<b>18</b>	<b>15</b>	<b>48</b>	<b>9</b>	<b>12</b>	<b>6</b>	<b>42</b>

Technical Fouls: NONE

DUK	UVA
Biggest Lead	14 (2 <sup>nd</sup> 14:30)
Best Scoring Run	7 (2 <sup>nd</sup> 14:35 - 02 <sup>nd</sup> 13:15)
Lead Changes	0
Times Tied	0
Time with Lead	39:34 00:00

Points from Turnovers	DUK	UVA
Points from Turnovers	13	11
Points from Second Chances	4	7
Fast Breaks	13	6
Bench	5	17

Period by Period Scoring

1st	2nd	3rd	4th	TOT
DUK	24	30	9	63
UVA	17	32	49	

**35** ORAL ROBERTS  
[12] DUKE  
Mar. 16, 2023 ATTENDANCE: 7,168

AMWAY CENTER/ORLANDO, FLA.

Record: 35-5

NO. Name	Min	FG	3P	FT	Rebounds	Fouls	PF	AS	TS	BT	Blocks	SA	SB	PTS
10 Connor Vancouver	25:20	2/8	1/6	1/1	5	6	2	1	2	1	0	0	0	7
2 Kareem Thompson	26:26	2/6	1/3	0/3	3	4	7	1	2	5	1	1	1	14
3 Max Abner	05:19	4/8	2/3	2/2	0	3	2	3	1	2	0	1	1	22
10 Isaac McDiss	07:19	1/9	0/1	0/0	0	3	0	2	0	0	0	0	0	2
11 Carlos Jirgens	07:12	1/9	0/1	0/0	0	3	0	2	0	0	0	0	0	3
32 Patrick Mwambi	10:28	3/6	1/5	4/4	2	2	2	6	0	0	0	0	0	17
14 DeShang Weaver	12:53	3/4	1/2	0/0	2	2	1	0	7	1	0	0	0	4
20 Trey Phipps	05:47	1/0	0/0	0/0	0	0	0	0	2	0	0	0	0	2
0 Demari Williams	05:47	0/0	0/0	0/0	0	0	0	0	1	0	0	0	0	0
4 Jake Shannon	01:47	0/0	0/0	0/0	0	0	0	0	0	0	0	0	0	0
5 Cam Anderson	01:47	0/0	0/0	0/0	0	0	0	0	0	0	0	0	0	0
13 Nate Cliver III	01:47	0/0	0/0	0/0	0	0	0	0	0	0	0	0	0	0
<b>Team</b>		<b>19-43</b>	<b>6-22</b>	<b>9-11</b>	<b>21</b>	<b>32</b>	<b>15</b>	<b>10</b>	<b>10</b>	<b>2</b>	<b>3</b>	<b>5</b>	<b>6</b>	<b>23</b>

Technical Fouls: NONE

Record: 27-8

NO. Name	Min	FG	3P	FT	Rebounds	Fouls	PF	AS	TS	BT	Blocks	SA	SB	PTS
20 Mark Mitchell	37:28	4/11	0/2	2/3	4	7	1	8	1	1	0	0	0	10
1 Dereck Lively II	25:02	2/3	0/0	0/0	3	12	2	0	4	0	0	0	0	3
30 Kyle Filipowski	25:23	2/7	0/4	1/2	3	2	3	6	2	0	0	0	0	20
3 Jeremy Roach	36:53	9/17	1/6	4/4	1	2	3	3	3	3	1	0	0	25
5 Tyrone Proctor	05:21	3/11	0/3	0/3	3	9	2	0	3	0	0	0	0	21
0 Darin Whitnhead	20:53	1/1	0/0	0/0	4	4	0	1	1	0	0	0	0	1
2 Jaylen Blake	02:41	0/0	0/0	0/0	0	0	0	0	0	0	0	0	0	0
13 Jacob Grandson	10:13	2/2	1/1	0/0	1	2	0	0	0	0	0	0	0	9
18 Ryan Young	07:34	2/2	0/0	0/0	1	2	0	0	0	0	0	0	0	4
21 Jayvon Schutt	02:47	0/2	0/1	0/0	1	1	0	0	0	0	0	0	0	2
12 Kade Catching	01:24	1/1	0/0	0/0	0	0	0	0	0	0	0	0	0	1
21 Christian Reeves	01:47	1/1	0/0	0/0	0	0	0	0	0	0	0	0	0	1
41 Max Johns	01:47	0/0	0/0	0/0	0	1	1	0	0	0	0	0	0	0
<b>Team</b>		<b>31-64</b>	<b>6-16</b>	<b>13</b>	<b>33</b>	<b>46</b>	<b>15</b>	<b>14</b>	<b>13</b>	<b>17</b>	<b>6</b>	<b>17</b>	<b>6</b>	<b>23</b>

Technical Fouls: NONE

ORU	DUK
Biggest Lead	11 (1 <sup>st</sup> 20:00) 27 (2 <sup>nd</sup> 15:41)
Best Scoring Run	10 (2 <sup>nd</sup> 8:51) 15 (1 <sup>st</sup> 12:16)
Lead Changes	0
Times Tied	2
Time with Lead	00:00 37:41

Points from Turnovers	ORU	DUK
Points from Turnovers	22	40
Points from Second Chances	7	16
Fast Breaks	1	2
Bench	16	26

Period by Period Scoring

1st	2nd	3rd	4th	TOT
ORU	29	26	51	
DUK	40	34	74	

**36** [12] DUKE  
[20] TENNESSEE  
Mar. 18, 2023 ATTENDANCE: 9,000

AMWAY CENTER/ORLANDO, FLA.

Record: 23-8

NO. Name	Min	FG	3P	FT	Rebounds	Fouls	PF	AS	TS	BT	Blocks	SA	SB	PTS
01 Darin Whitnhead	05:23	3/6	0/2	2/2	2	2	0	1	2	0	0	0	0	11
11 Dereck Lively II	06:00	0/0	0/0	2/9	11	4	1	0	1	1	0	0	0	3
30 Kyle Filipowski	07:55	6/16	1/2	0/0	8	4	1	1	4	1	1	1	1	21
3 Jeremy Roach	03:57	5/11	3/6	0/0	1	1	4	0	13	2	0	0	0	17
5 Tyrone Proctor	06:59	6/13	1/6	3/3	1	2	2	4	16	6	2	0	0	16
18 Ryan Young	02:07	0/0	0/0	0/0	0	0	0	0	0	0	0	0	0	0
13 Jacob Grandson	17:25	1/3	0/1	1/2	2	0	0	1	0	0	0	0	0	4
2 Jaylen Blake	00:00	0/0	0/0	0/0	0	0	0	0	0	0	0	0	0	0
<b>Team</b>		<b>21-49</b>	<b>6-22</b>	<b>4-7</b>	<b>6</b>	<b>24</b>	<b>30</b>	<b>17</b>	<b>11</b>	<b>53</b>	<b>15</b>	<b>3</b>	<b>4</b>	<b>53</b>

Technical Fouls: NONE

Record: 25-10

NO. Name	Min	FG	3P	FT	Rebounds	Fouls	PF	AS	TS	BT	Blocks	SA	SB	PTS
13 Olivier Nnamouha	22:12	10-13	3-4	4-5	2	3	5	2	0	0	0	0	0	27
33 Oliver Platteau	01:14	0-1	0-0	0-0	0	3	3	4	0	0	0	0	0	0
15 Adama Manack	01:20	0-2	0-0	0-0	1	2	0	1	2	1	0	0	0	0
25 Santiago Viscosi	08:02	4-11	4-8	2-2	1	4	5	1	4	14	5	1	1	16
30 Jordan-Jordan James	06:59	0-2	0-0	0-0	1	1	2	1	2	1	0	0	0	0
0 Jonas Aido	23:22	3-6	0-1	2-2	3	5	0	2	8	13	0	0	0	8
2 Julian Phelps	18:24	2-4	0-0	0-0	2	3	0	1	4	2	1	0	0	6
4 Tyrone Key	22:13	1-7	1-3	0-0	1	1	1	3	1	0	0	0	0	3
11 Tobie Akinla	11:10	0-1	0-0	0-0	1	2	0	0	0	0	0	0	0	0
<b>Team</b>		<b>25-57</b>	<b>9-21</b>	<b>10-13</b>	<b>12</b>	<b>25</b>	<b>35</b>	<b>11</b>	<b>17</b>	<b>53</b>	<b>13</b>	<b>3</b>	<b>4</b>	<b>51</b>

Technical Fouls: NONE

DUK	TEN
Biggest Lead	11 (1 <sup>st</sup> 8:20) 31 (2 <sup>nd</sup> 19:44)
Best Scoring Run	9 (1 <sup>st</sup> 8:20) 12 (2 <sup>nd</sup> 19:44)
Lead Changes	4
Times Tied	0
Time with Lead	10:34 20:34

Points from Turnovers	DUK	TEN
Points from Turnovers	24	23
Points from Second Chances	5	13
Fast Breaks	1	0
Bench	2	15

Period by Period Scoring

1st	2nd	3rd	4th	TOT
DUK	21	29	52	
TEN	27	28	65	





**2022-23 ACC TEAM LEADERS**

YEAR IN REVIEW

**SCORING OFFENSE**

	G	W-L	Pts	PPG
1. Miami	37	29-8	2925	79.05
2. NC State	34	23-11	2643	77.74
3. Wake Forest	33	19-14	2528	76.61
4. North Carolina	33	20-13	2514	76.18
5. Pittsburgh	36	24-12	2704	75.11
6. Clemson	34	23-11	2540	74.71
7. Virginia Tech	34	19-15	2521	74.15
8. Syracuse	32	17-15	2372	74.13
<b>9. DUKE</b>	<b>36</b>	<b>27-9</b>	<b>2592</b>	<b>72.00</b>
10. Georgia Tech	33	15-18	2301	69.73
11. Notre Dame	32	11-21	2227	69.59
12. Florida State	32	9-23	2219	69.34
13. Virginia	33	25-8	2237	67.79
14. Boston College	33	16-17	2197	66.58
15. Louisville	32	4-28	2046	63.94

**SCORING DEFENSE**

	G	Pts	PPG
1. Virginia	33	1996	60.48
<b>2. DUKE</b>	<b>36</b>	<b>2290</b>	<b>63.61</b>
3. Clemson	34	2308	67.88
4. Pittsburgh	36	2510	69.72
5. Virginia Tech	34	2383	70.09
6. Boston College	33	2317	70.21
7. Georgia Tech	33	2335	70.76
8. NC State	34	2408	70.82
9. North Carolina	33	2340	70.91
10. Miami	37	2661	71.92
11. Notre Dame	32	2307	72.09
12. Syracuse	32	2333	72.91
13. Wake Forest	33	2435	73.79
14. Louisville	32	2425	75.78
15. Florida State	32	2439	76.22

**SCORING MARGIN**

	G	Off	Def	Mar.
<b>1. DUKE</b>	<b>36</b>	<b>72.00</b>	<b>63.61</b>	<b>+8.39</b>
2. Virginia	33	67.79	60.48	+7.30
3. Miami	37	79.05	71.92	+7.14
4. NC State	34	77.74	70.82	+6.91
5. Clemson	34	74.71	67.88	+6.82
6. Pittsburgh	36	75.11	69.72	+5.39
7. North Carolina	33	76.18	70.91	+5.27
8. Virginia Tech	34	74.15	70.09	+4.06
9. Wake Forest	33	76.61	73.79	+2.82
10. Syracuse	32	74.13	72.91	+1.22
11. Georgia Tech	33	69.73	70.76	-1.03
12. Notre Dame	32	69.59	72.09	-2.50
13. Boston College	33	66.58	70.21	-3.64
14. Florida State	32	69.34	76.22	-6.88
15. Louisville	32	63.94	75.78	-11.84

**FIELD GOAL PERCENTAGE**

	G	FG	FGA	Pct
1. Miami	37	1058	2205	.480
2. Virginia Tech	34	931	1983	.469
3. Clemson	34	899	1923	.467
4. Syracuse	32	871	1883	.463
5. Wake Forest	33	878	1909	.460
<b>6. DUKE</b>	<b>36</b>	<b>936</b>	<b>2072</b>	<b>.452</b>
7. NC State	34	982	2181	.450
8. Virginia	33	793	1765	.449
9. Pittsburgh	36	930	2081	.447
10. Notre Dame	32	810	1830	.443
11. Boston College	33	819	1873	.437
12. Florida State	32	802	1840	.436
13. North Carolina	33	866	1997	.434
14. Georgia Tech	33	855	2019	.423
15. Louisville	32	716	1700	.421

**FREE THROW PERCENTAGE**

	G	FT	FTA	Pct
1. Clemson	34	460	586	.785
2. Miami	37	531	677	.784
<b>3. DUKE</b>	<b>36</b>	<b>475</b>	<b>620</b>	<b>.766</b>
4. Notre Dame	32	325	426	.763
5. Pittsburgh	36	519	684	.759
6. Syracuse	32	432	577	.749
7. Wake Forest	33	457	613	.746
8. North Carolina	33	548	739	.742
9. Louisville	32	414	559	.741
10. Virginia Tech	34	378	514	.735
11. Florida State	32	406	559	.726
12. Boston College	33	371	512	.725
13. NC State	34	398	551	.722
14. Virginia	33	431	613	.703
15. Georgia Tech	33	332	477	.696

**3-POINT FG PERCENTAGE**

	G	3FG	FGA	Pct
1. Miami	37	278	755	.368
2. Clemson	34	282	775	.364
3. Wake Forest	33	315	866	.364
4. Syracuse	32	198	547	.362
5. Pittsburgh	36	325	903	.360
6. Notre Dame	32	282	787	.358
7. Virginia Tech	34	281	786	.358
8. Virginia	33	220	629	.350
9. NC State	34	281	810	.347
<b>10. DUKE</b>	<b>36</b>	<b>245</b>	<b>731</b>	<b>.335</b>
11. Georgia Tech	33	259	773	.335
12. Florida State	32	209	633	.330
13. Louisville	32	200	608	.329
14. Boston College	33	188	590	.319
15. North Carolina	33	234	751	.312

**3-POINT FG PER GAME**

	G	3FG	3PG
1. Wake Forest	33	315	9.55
2. Pittsburgh	36	325	9.03
3. Notre Dame	32	282	8.81
4. Clemson	34	282	8.29
5. NC State	34	281	8.26
Virginia Tech	34	281	8.26
7. Georgia Tech	33	259	7.85
8. Miami	37	278	7.51
9. North Carolina	33	234	7.09
<b>10. DUKE</b>	<b>36</b>	<b>245</b>	<b>6.81</b>
11. Virginia	33	220	6.67
12. Florida State	32	209	6.53
13. Louisville	32	200	6.25
14. Syracuse	32	198	6.19
15. Boston College	33	188	5.70

**FG PERCENTAGE DEFENSE**

	G	FG	FGA	Pct
1. Clemson	34	798	1970	.405
<b>2. DUKE</b>	<b>36</b>	<b>844</b>	<b>2079</b>	<b>.406</b>
3. Virginia	33	712	1717	.415
4. Pittsburgh	36	892	2122	.420
5. Syracuse	32	851	1984	.429
6. North Carolina	33	876	2017	.434
7. Georgia Tech	33	856	1943	.441
8. Boston College	33	833	1882	.443
9. NC State	34	859	1931	.445
10. Virginia Tech	34	892	2000	.446
11. Miami	37	991	2214	.448
12. Wake Forest	33	892	1990	.448
13. Florida State	32	854	1882	.454
14. Notre Dame	32	854	1862	.459
15. Louisville	32	877	1862	.471

**3-POINT FG PCT. DEFENSE**

	G	3FG	FGA	Pct
1. Georgia Tech	33	206	684	.301
<b>2. DUKE</b>	<b>36</b>	<b>226</b>	<b>741</b>	<b>.305</b>
3. NC State	34	205	648	.316
4. Pittsburgh	36	273	836	.327
5. North Carolina	33	213	646	.330
6. Clemson	34	267	804	.332
7. Miami	37	285	852	.335
8. Virginia Tech	34	242	712	.340
9. Virginia	33	234	687	.341
10. Notre Dame	32	231	673	.343
11. Syracuse	32	329	958	.343
12. Wake Forest	33	269	769	.350
13. Louisville	32	260	739	.352
14. Boston College	33	274	744	.368
15. Florida State	32	291	773	.376



2022-23 ACC TEAM LEADERS

YEAR IN REVIEW

REBOUNDS PER GAME	G	Rebs	Avg
1. North Carolina	33	1304	39.52
<b>2. DUKE</b>	<b>36</b>	<b>1392</b>	<b>38.67</b>
3. NC State	34	1244	36.59
4. Pittsburgh	36	1301	36.14
5. Clemson	34	1196	35.18
6. Georgia Tech	33	1155	35.00
7. Syracuse	32	1113	34.78
8. Miami	37	1285	34.73
9. Wake Forest	33	1129	34.21
10. Virginia Tech	34	1131	33.26
11. Boston College	33	1093	33.12
12. Virginia	33	1064	32.24
13. Louisville	32	1031	32.22
14. Florida State	32	1006	31.44
15. Notre Dame	32	994	31.06

OFFENSIVE REBOUNDS PER GAME	G	ORebs	Avg
<b>1. DUKE</b>	<b>36</b>	<b>432</b>	<b>12.00</b>
2. NC State	34	385	11.32
3. North Carolina	33	369	11.18
4. Georgia Tech	33	349	10.58
5. Miami	37	384	10.38
6. Syracuse	32	324	10.13
7. Pittsburgh	36	364	10.11
8. Boston College	33	308	9.33
9. Louisville	32	294	9.19
10. Florida State	32	278	8.69
11. Virginia Tech	34	288	8.47
12. Wake Forest	33	275	8.33
13. Virginia	33	273	8.27
14. Clemson	34	252	7.41
15. Notre Dame	32	210	6.56

OPPONENT REBOUNDS PER GAME	G	DRebs	Avg
1. North Carolina	33	935	28.33
2. Clemson	34	944	27.76
<b>3. DUKE</b>	<b>36</b>	<b>960</b>	<b>26.67</b>
4. Pittsburgh	36	937	26.03
5. Wake Forest	33	854	25.88
6. NC State	34	859	25.26
7. Virginia Tech	34	843	24.79
8. Syracuse	32	789	24.66
9. Notre Dame	32	784	24.50
10. Georgia Tech	33	806	24.42
11. Miami	37	901	24.35
12. Virginia	33	791	23.97
13. Boston College	33	785	23.79
14. Louisville	32	737	23.03
15. Florida State	32	728	22.75

REBOUND MARGIN	G	Own	Avg	Opp	Avg	Mar
<b>1. DUKE</b>	<b>36</b>	<b>1392</b>	<b>38.67</b>	<b>1108</b>	<b>30.78</b>	<b>+7.89</b>
2. North Carolina	33	1304	39.52	1127	34.15	+5.36
3. Miami	37	1285	34.73	1188	32.11	+2.62
4. Clemson	34	1196	35.18	1128	33.18	+2.00
5. NC State	34	1244	36.59	1185	34.85	+1.74
6. Pittsburgh	36	1301	36.14	1246	34.61	+1.53
7. Virginia	33	1064	32.24	1055	31.97	+0.27
8. Wake Forest	33	1129	34.21	1142	34.61	-0.39
9. Virginia Tech	34	1131	33.26	1148	33.76	-0.50
10. Boston College	33	1093	33.12	1122	34.00	-0.88
11. Louisville	32	1031	32.22	1064	33.25	-1.03
12. Syracuse	32	1113	34.78	1159	36.22	-1.44
13. Georgia Tech	33	1155	35.00	1211	36.70	-1.70
14. Florida State	32	1006	31.44	1128	35.25	-3.81
15. Notre Dame	32	994	31.06	1146	35.81	-4.75

TURNOVER MARGIN	G	Own	Avg	Opp	Avg	Mar
1. NC State	34	320	9.41	449	13.21	+3.79
2. Virginia	33	282	8.55	403	12.21	+3.67
3. Miami	37	411	11.11	463	12.51	+1.41
4. Syracuse	32	373	11.66	412	12.88	+1.22
5. Virginia Tech	34	336	9.88	371	10.91	+1.03
6. Georgia Tech	33	349	10.58	362	10.97	+0.39
7. Clemson	34	376	11.06	383	11.26	+0.21
8. Pittsburgh	36	400	11.11	406	11.28	+0.17
9. Notre Dame	32	281	8.78	286	8.94	+0.16
10. Wake Forest	33	399	12.09	403	12.21	+0.12
11. Boston College	33	405	12.27	406	12.30	+0.03
12. North Carolina	33	355	10.76	345	10.45	-0.30
13. Florida State	32	388	12.13	377	11.78	-0.34
<b>14. DUKE</b>	<b>36</b>	<b>432</b>	<b>12.00</b>	<b>391</b>	<b>10.86</b>	<b>-1.14</b>
15. Louisville	32	478	14.94	325	10.16	-4.78

ASSIST/TURNOVER RATIO	G	Ast	Avg	TO	Avg	Ratio
1. Virginia	33	519	15.73	282	8.55	1.84
2. Virginia Tech	34	528	15.53	336	9.88	1.57
3. NC State	34	434	12.76	320	9.41	1.36
4. Notre Dame	32	379	11.84	281	8.78	1.35
5. Georgia Tech	33	463	14.03	349	10.58	1.33
6. Miami	37	535	14.46	411	11.11	1.30
7. Clemson	34	485	14.26	376	11.06	1.29
8. Pittsburgh	36	509	14.14	400	11.11	1.27
9. Syracuse	32	459	14.34	373	11.66	1.23
<b>10. DUKE</b>	<b>36</b>	<b>526</b>	<b>14.61</b>	<b>432</b>	<b>12.00</b>	<b>1.22</b>
11. North Carolina	33	397	12.03	355	10.76	1.12
12. Wake Forest	33	444	13.45	399	12.09	1.11
13. Florida State	32	430	13.44	388	12.13	1.11
14. Boston College	33	413	12.52	405	12.27	1.02
15. Louisville	32	299	9.34	478	14.94	0.63

ASSISTS PER GAME	G	Ast	PG
1. Virginia	33	519	15.73
2. Virginia Tech	34	528	15.53
<b>3. DUKE</b>	<b>36</b>	<b>526</b>	<b>14.61</b>
4. Miami	37	535	14.46
5. Syracuse	32	459	14.34
6. Clemson	34	485	14.26
7. Pittsburgh	36	509	14.14
8. Georgia Tech	33	463	14.03
9. Wake Forest	33	444	13.45
10. Florida State	32	430	13.44
11. NC State	34	434	12.76
12. Boston College	33	413	12.52
13. North Carolina	33	397	12.03
14. Notre Dame	32	379	11.84
15. Louisville	32	299	9.34

BLOCKS PER GAME	G	Blk	BPG
1. Syracuse	32	161	5.03
<b>2. DUKE</b>	<b>36</b>	<b>163</b>	<b>4.53</b>
3. NC State	34	152	4.47
4. Virginia	33	142	4.30
5. Pittsburgh	36	147	4.08
6. Georgia Tech	33	134	4.06
7. Florida State	32	125	3.91
8. North Carolina	33	128	3.88
9. Boston College	33	118	3.58
10. Virginia Tech	34	107	3.15
— Clemson	34	107	3.15
12. Miami	37	115	3.11
13. Louisville	32	90	2.81
14. Wake Forest	33	90	2.73
15. Notre Dame	32	87	2.72

STEALS PER GAME	G	Stl	SPG
1. NC State	34	266	7.82
2. Syracuse	32	241	7.53
3. Miami	37	270	7.30
4. Virginia	33	225	6.82
5. Boston College	33	210	6.36
6. Florida State	32	197	6.16
7. Wake Forest	33	199	6.03
8. Georgia Tech	33	197	5.97
<b>9. DUKE</b>	<b>36</b>	<b>204</b>	<b>5.67</b>
10. North Carolina	33	177	5.36
11. Virginia Tech	34	177	5.21
12. Clemson	34	175	5.15
13. Pittsburgh	36	185	5.14
14. Notre Dame	32	150	4.69
15. Louisville	32	145	4.53

DEFENSIVE REBOUND PCT.	G	D-Reb	Opp OR	D-Reb%
1. North Carolina	33	935	284	.767
2. Clemson	34	944	303	.757
3. Virginia	33	791	262	.751
<b>4. DUKE</b>	<b>36</b>	<b>960</b>	<b>337</b>	<b>.740</b>
5. NC State	34	859	304	.739
6. Notre Dame	32	784	283	.735
7. Wake Forest	33	854	310	.734
8. Virginia Tech	34	843	323	.723
9. Boston College	33	785	310	.717
10. Pittsburgh	36	937	376	.714
11. Miami	37	901	364	.712
12. Louisville	32	737	316	.700
13. Georgia Tech	33	806	351	.697
14. Florida State	32	728	334	.685
15. Syracuse	32	789	400	.664





2022-23 ACC INDIVIDUAL LEADERS

YEAR IN REVIEW

SCORING

	G	FG	3FG	FT	Pts.	PPG
1. Appleby, Tyree - WF	33	186	77	173	622	18.85
2. Smith, Terquavion - NCSU	34	208	91	103	610	17.94
3. Ellis, El - UL	32	189	59	128	565	17.66
4. Joiner, Jarkel - NCSU	34	200	62	116	578	17.00
5. Love, Caleb - UNC	33	188	73	101	550	16.67
6. Girard III, Joseph - SU	32	177	88	84	526	16.44
7. Basile, Grant - VT	34	213	66	66	558	16.41
8. Mintz, Judah - SU	32	181	20	139	521	16.28
9. Wong, Isaiah - UM	37	192	61	153	598	16.16
10. Davis, RJ - UNC	33	179	63	111	532	16.12
11. Bacot, Armando - UNC	32	185	0	139	509	15.91
12. Hall, PJ - CU	33	192	33	88	505	15.30
13. Miller, Jordan - UM	37	218	32	98	566	15.30
14. Tyson, Hunter - CU	34	172	83	93	520	15.29
15. Hinson, Blake - UP	36	181	97	91	550	15.28
16. Burton, Jamarius - UP	34	199	18	102	518	15.24
<b>17. FILIPOWSKI, KYLE - DU</b>	<b>36</b>	<b>189</b>	<b>35</b>	<b>130</b>	<b>543</b>	<b>15.08</b>
18. Pedulla, Sean - VT	34	179	67	85	510	15.00
19. Edwards, Jesse - SU	32	180	1	102	463	14.47
20. Kelly, Miles - GT	33	167	89	53	476	14.42

FIELD GOAL PERCENTAGE (MIN. 5 FGM/G)

	G	FG	Att	Pct
1. Edwards, Jesse - SU	32	180	304	.592
2. Omier, Norchad - UM	37	186	324	.574
3. Mutts, Justyn - VT	33	183	322	.568
4. Burns Jr., D.J. - NCSU	34	188	335	.561
5. Bacot, Armando - UNC	32	185	334	.554
6. Miller, Jordan - UM	37	218	400	.545
7. Hall, PJ - CU	33	192	359	.535
8. Basile, Grant - VT	34	213	409	.521
9. Burton, Jamarius - UP	34	199	408	.488
10. Tyson, Hunter - CU	34	172	359	.479
11. Wong, Isaiah - UM	37	192	431	.445
12. Cleveland, Matthew - FSU	30	157	353	.445
13. Mintz, Judah - SU	32	181	409	.443
<b>14. FILIPOWSKI, KYLE - DU</b>	<b>36</b>	<b>189</b>	<b>429</b>	<b>.441</b>
15. Davis, RJ - UNC	33	179	409	.438

FREE THROW PERCENTAGE (MIN. 2.5 FTM/G)

	G	FT	Att	Pct
1. Davis, RJ - UNC	33	111	126	.881
2. Pedulla, Sean - VT	34	85	99	.859
3. Girard III, Joseph - SU	32	84	98	.857
4. Joiner, Jarkel - NCSU	34	116	136	.853
5. Laszewski, Nate - ND	32	94	111	.847
6. Wong, Isaiah - UM	37	153	181	.845
7. Tyson, Hunter - CU	34	93	111	.838
8. Burton, Jamarius - UP	34	102	122	.836
9. Mills, Caleb - FSU	32	112	134	.836
10. Appleby, Tyree - WF	33	173	211	.820
11. Hunter, Chase - CU	31	91	112	.813
12. Ellis, El - UL	32	128	158	.810
13. Hall, PJ - CU	33	88	112	.786
14. Miller, Jordan - UM	37	98	125	.784
15. Clark, Kihei - UVA	33	99	129	.767

3-PT FG PERCENTAGE (MIN. 2.5 3FG/G)

	G	3FG	Att	Pct
1. Cattoor, Hunter - VT	30	78	184	.424
2. Monsanto, Damari - WF	27	87	215	.405
3. Girard III, Joseph - SU	32	88	231	.381
4. Hinson, Blake - UP	36	97	255	.380
5. Kelly, Miles - GT	33	89	235	.379
6. Green Jr., Darin - FSU	32	91	250	.364
7. Smith, Terquavion - NCSU	34	91	271	.336

REBOUNDS PER GAME

	G	Off	Def	Tot	RPG
1. Bacot, Armando - UNC	32	134	200	334	10.44
2. Edwards, Jesse - SU	32	101	229	330	10.31
3. Omier, Norchad - UM	37	133	238	371	10.03
4. Tyson, Hunter - CU	34	44	281	325	9.56
<b>5. FILIPOWSKI, KYLE - DU</b>	<b>36</b>	<b>90</b>	<b>232</b>	<b>322</b>	<b>8.94</b>
6. Franklin, Ja'von - GT	32	102	157	259	8.09
7. Cleveland, Matthew - FSU	30	42	181	223	7.43
8. Mutts, Justyn - VT	33	64	179	243	7.36
9. Laszewski, Nate - ND	32	29	201	230	7.19
10. Black, Leaky - UNC	33	58	157	215	6.52
11. Miller, Jordan - UM	37	76	154	230	6.22
12. Hinson, Blake - UP	36	52	165	217	6.03
13. Nance, Pete - UNC	30	35	145	180	6.00
14. Carr, Andrew - WF	33	57	140	197	5.97
15. Gardner, Jayden - UVA	33	66	126	192	5.82
16. Hall, PJ - CU	33	52	135	187	5.67
17. Bickerstaff, T.J. - BC	33	68	117	185	5.61
<b>18. YOUNG, RYAN - DU</b>	<b>36</b>	<b>83</b>	<b>116</b>	<b>199</b>	<b>5.53</b>
<b>19. LIVELY II, DERECK - DU</b>	<b>34</b>	<b>72</b>	<b>112</b>	<b>184</b>	<b>5.41</b>
20. Huntley-Hatfield, Brandon - UL	24	38	91	129	5.38

OFFENSIVE REBOUNDS

	G	Reb	ORPG
1. Bacot, Armando - UNC	32	134	4.19
2. Omier, Norchad - UM	37	133	3.59
3. Franklin, Ja'von - GT	32	102	3.19
4. Edwards, Jesse - SU	32	101	3.16
<b>5. FILIPOWSKI, KYLE - DU</b>	<b>36</b>	<b>90</b>	<b>2.50</b>
6. Federiko, Federiko - UP	35	86	2.46
<b>7. YOUNG, RYAN - DU</b>	<b>36</b>	<b>83</b>	<b>2.31</b>
<b>8. LIVELY II, DERECK - DU</b>	<b>34</b>	<b>72</b>	<b>2.12</b>
9. Bickerstaff, T.J. - BC	33	68	2.06
10. Miller, Jordan - UM	37	76	2.05

DEFENSIVE REBOUNDS

	G	Reb	DRPG
1. Tyson, Hunter - CU	34	281	8.26
2. Edwards, Jesse - SU	32	229	7.16
<b>3. FILIPOWSKI, KYLE - DU</b>	<b>36</b>	<b>232</b>	<b>6.44</b>
4. Omier, Norchad - UM	37	238	6.43
5. Laszewski, Nate - ND	32	201	6.28
6. Bacot, Armando - UNC	32	200	6.25
7. Cleveland, Matthew - FSU	30	181	6.03
8. Mutts, Justyn - VT	33	179	5.42
9. Franklin, Ja'von - GT	32	157	4.91
10. Nance, Pete - UNC	30	145	4.83

ASSISTS PER GAME

	G	Ast	APG
1. Appleby, Tyree - WF	33	212	6.42
2. Clark, Kihei - UVA	33	179	5.42
3. Beekman, Reece - UVA	32	168	5.25
4. Cummings, Nelly - UP	36	171	4.75
5. Mintz, Judah - SU	32	148	4.63
6. Mutts, Justyn - VT	33	152	4.61
7. Hunter, Chase - CU	31	138	4.45
8. Ellis, El - UL	32	140	4.38
9. Burton, Jamarius - UP	34	145	4.26
10. Smith, Terquavion - NCSU	34	140	4.12
11. Pedulla, Sean - VT	34	130	3.82
12. Joiner, Jarkel - NCSU	34	123	3.62
13. Mills, Caleb - FSU	32	110	3.44
14. Sturdivant, Kyle - GT	33	110	3.33
<b>15. PROCTOR, TYRESE - DU</b>	<b>36</b>	<b>119</b>	<b>3.31</b>

STEALS PER GAME

	G	Stl	BPG
1. Mintz, Judah - SU	32	59	1.84
2. Beekman, Reece - UVA	32	57	1.78
3. Appleby, Tyree - WF	33	58	1.76
4. Zackery, Jaeden - BC	33	48	1.45
Mutts, Justyn - VT	33	48	1.45
6. Ashton-Langford, Makai - BC	31	45	1.45
7. Smith, Terquavion - NCSU	34	49	1.44
8. Franklin, Ja'von - GT	32	46	1.44
9. Wong, Isaiah - UM	37	51	1.38
10. Edwards, Jesse - SU	32	44	1.38
11. Mills, Caleb - FSU	32	43	1.34
<b>12. FILIPOWSKI, KYLE - DU</b>	<b>36</b>	<b>47</b>	<b>1.31</b>
13. Joiner, Jarkel - NCSU	34	44	1.29
14. Warley, Jalen - FSU	32	41	1.28
Ryan, Cormac - ND	32	41	1.28

3-POINT FG MADE PER GAME

	G	3FG	3PG
1. Monsanto, Damari - WF	27	87	3.22
2. Green Jr., Darin - FSU	32	91	2.84
3. Girard III, Joseph - SU	32	88	2.75
4. Kelly, Miles - GT	33	89	2.70
5. Hinson, Blake - UP	36	97	2.69
6. Smith, Terquavion - NCSU	34	91	2.68
7. Cattoor, Hunter - VT	30	78	2.60
8. Pack, Nijel - UM	35	86	2.46
9. Tyson, Hunter - CU	34	83	2.44
10. Appleby, Tyree - WF	33	77	2.33
11. Morsell, Casey - NCSU	34	78	2.29
12. Love, Caleb - UNC	33	73	2.21
13. Elliott, Greg - UP	36	77	2.14
14. Pedulla, Sean - VT	34	67	1.97
15. Ryan, Cormac - ND	32	63	1.97

BLOCKED SHOTS PER GAME

	G	Blk	BPG
1. Edwards, Jesse - SU	32	87	2.72
<b>2. LIVELY II, DERECK - DU</b>	<b>34</b>	<b>82</b>	<b>2.41</b>
3. Federiko, Federiko - UP	35	58	1.66
4. Franklin, Ja'von - GT	32	52	1.63
5. Shedrick, Kadin - UVA	30	43	1.43
6. McLeod, Naheem - FSU	28	33	1.18
7. Basile, Grant - VT	34	39	1.15
8. Omier, Norchad - UM	37	42	1.14
9. Nance, Pete - UNC	30	34	1.13
10. Hall, PJ - CU	33	37	1.12
11. Dunn, Ryan - UVA	31	33	1.06
12. Bacot, Armando - UNC	32	33	1.03
13. Hima, Mounir - SU	27	26	0.96
14. Carr, Andrew - WF	33	31	0.94
15. Moore, Jalon - GT	32	28	0.88

ASSIST/TURNOVER RATIO

	G	A	TO	Ratio
1. Beekman, Reece - UVA	32	168	50	3.36
2. Clark, Kihei - UVA	33	179	65	2.75
3. Joiner, Jarkel - NCSU	34	123	49	2.51
4. Cummings, Nelly - UP	36	171	78	2.19
5. Wertz, Trey - ND	32	105	49	2.14
6. Warley, Jalen - FSU	32	105	50	2.10
7. Sturdivant, Kyle - GT	33	110	53	2.08
<b>8. PROCTOR, TYRESE - DU</b>	<b>36</b>	<b>119</b>	<b>58</b>	<b>2.05</b>
9. Hunter, Chase - CU	31	138	70	1.97
10. Mintz, Judah - SU	32	148	76	1.95
11. Appleby, Tyree - WF	33	212	113	1.88
12. Smith, Terquavion - NCSU	34	140	76	1.84
13. Pedulla, Sean - VT	34	130	71	1.83
14. Davis, RJ - UNC	33	106	62	1.71
15. Mutts, Justyn - VT	33	152	93	1.63

MINUTES PER GAME

	G	Min	MPG
1. Appleby, Tyree - WF	33	1210	36.66
2. Ellis, El - UL	32	1152	35.99
3. Joiner, Jarkel - NCSU	34	1219	35.84
4. Love, Caleb - UNC	33	1179	35.71
5. Pedulla, Sean - VT	34	1212	35.63
6. Goodwin, Dane - ND	32	1135	35.48
7. Morsell, Casey - NCSU	34	1189	34.98
8. Miller, Jordan - UM	37	1294	34.96
9. Davis, RJ - UNC	33	1153	34.95
10. Tyson, Hunter - CU	34	1180	34.70
11. Girard III, Joseph - SU	32	1109	34.64
12. Cattoor, Hunter - VT	30	1024	34.14
13. Green Jr., Darin - FSU	32	1090	34.06
14. Laszewski, Nate - ND	32	1089	34.03
15. Ryan, Cormac - ND	32	1084	33.89

To be ranked, a player must have played in 75% of their team's games







## DUKE TRADITION

The Duke Tradition	62
Individual Honors	63-71
Hall of Fame Inductees	65
NCAA Tournament Results	72-76
National Championships	77-81
ACC Tournament Results	82-85
In-Season Tournaments	86-87
Foreign Exhibition Tours	87
Poll History	88-94
Sports Illustrated Covers	95
ESPN College GameDay	95
Retired Jerseys	96-102
All-Time Jersey Numbers	103
Lettermen	104-105
Duke in the NBA	106-108
International Basketball	109-110



# THE DUKE BASKETBALL TRADITION

TRADITION

Duke University's love affair with the sport of basketball dates back to the very first collegiate game played in the state of North Carolina on March 2, 1906, when Duke was still Trinity College. Although Trinity lost that initial game to Wake Forest by a 24-10 score, it wasn't long before the sport caught on and won respect throughout campus.

The father of the sport was Wilbur Wade "Cap" Card. A 1900 Trinity graduate, Card went to Harvard for postgraduate work and then returned to his alma mater and introduced the sport in the spring of 1906.

It was greeted with enthusiasm by the school paper, *The Chronicle*. In a front page story on Jan. 30, 1906, *The Chronicle* reported the anticipated arrival of a new sport.

"It is well-nigh a certainty that Trinity is to have another game added to her list of athletic sports in the near future. The game in question is basketball, one of the most fascinating and most intensely interesting indoor sports known today.

"Anyone witnessing it will never forget it. The play is extremely fast and vigorous, yet open enough for an onlooker to follow the movement of the ball and the players."

The assessment still holds true well more than a century later.

H.E. Spence, a reserve player in the first game, gave it the following critique. "It was easy to explain the small scores. First of all, the game was very much slower. The ball was tossed up at the center at the beginning of each quarter as well as the beginning of the game and the half. It was also thrown up after each point scored.

"Then, too, it was very difficult to throw goals when your guard was tattooing your ribs with his elbow, bumping you with his hip, stepping on your toe, or grabbing you by the belt."

Card's second season produced a winning record, and his fourth team went 8-1.

For the next decade-and-a-half, basketball at Trinity/Duke witnessed a constant changing of the guard, with no fewer than 10 different coaches handling the team from 1913 until 1928.

While basketball in North Carolina may have started at Trinity College in 1906, the real birth of the game came 20 years later on the day Eddie Cameron accepted a position at Duke.

Cameron not only became the then-winningest basketball coach in school history, and an extremely successful football replacement as well, he became Duke Athletics.

Cameron and his troops entered the Southern Conference and advanced all the way to the tournament final in the school's first year in the league. That success has continued throughout the years with the likes of Gerry Gerard, Harold Bradley, Vic Bubas, Bill Foster and Mike Krzyzewski guiding one of the most prestigious programs in all of college athletics.

Individually, 11 Blue Devils have earned National Player of the Year honors a total of 14 times, six have been chosen National Defensive Player of the Year nine times, 50 have been named All-Americans and 18 times has a Duke player been named ACC Player of the Year.

In college basketball's modern era (since 1949), no team in the nation has boasted more consensus first-team All-Americans than Duke's 24. Duke also leads the nation in most National Player of the Year selections from the Associated Press (seven), Naismith (eight), NABC (six), and Wooden (six).

Duke's Jason Williams was the seventh player in history to repeat as National Player of the Year (2001-02), with J.J. Redick doing so in 2005 and 2006. In 2001, Shane Battier and Williams became the first teammates to share National Player of the Year honors by the major outlets.

Battier joined UNLV's Stacey Augmon and Wake Forest's Tim Duncan as the only three-time winners of the NABC National Defensive Player of the Year award (1999-01).

In recent seasons, Marvin Bagley III's magnificent freshman season in 2018 was capped by him becoming just the third player to lead the ACC in scoring, rebounding and shooting percentage in a single-season. He was just the second player in ACC history to earn Player of the Year and Rookie of the Year in the same season.

Duke headlined college basketball from start to finish in 2019 behind a pair of star-studded freshmen that led the Blue Devils to 32 wins and an ACC Tournament title. Zion Williamson was the consensus National Player of the Year and joined classmate RJ Barrett as consensus first-team All-Americans -- the first time in NCAA history a pair of freshman teammates were each named consensus first-team All-Americans in the same season.

In Coach K's epic final season in 2021-22, Duke won the ACC regular-season crown, reached the Final Four for the 17th time in program history and Paolo Banchero capped his monster freshman year by being the Blue Devils' fifth overall No. 1 pick in the NBA Draft.

The season saw Krzyzewski surpass a number of milestones as he closed his career -- including winning his 1,200th career game, his 1,100th game at Duke, win his 100th NCAA Tournament game and surpass John Wooden for most Final Four appearances by a coach in NCAA history.

As Jon Scheyer took the reins from his former head coach in 2022-23, Duke captured the ACC Tournament title and went undefeated at home with Scheyer becoming the first coach in the conference's storied history to post an undefeated home record in a debut season and the first to lead a team to an ACC title as both a player (2009, 2010) and as a head coach (2023).

Thanks in part to its history of elite players and coaches, Duke has never experienced more than three losing seasons in succession and currently owns a streak of 95 consecutive years of 10 wins or more. The Blue Devils have won 20 or more games 57 times and 30 or more contests 16 times in school history.

Now entering its 119th season of play, Duke owns the fourth most wins (2,273), the fourth best winning percentage (.712) and the fourth most national championships (five) in college basketball history.



## NCAA ALL-TIME WINNINGEST SCHOOLS BY VICTORIES

No.	School	Seasons	Won	Lost	Tied	Pct.
1.	Kansas	125	2,385	885		.729
2.	Kentucky	120	2,375	748	1	.760
3.	North Carolina	113	2,343	852		.733
<b>4.</b>	<b>DUKE</b>	<b>118</b>	<b>2,273</b>	<b>920</b>		<b>.712</b>
5.	UCLA	104	1,986	888		.691
6.	Temple	127	1,978	1,137		.635
7.	Syracuse	122	1,973	964		.672
8.	Notre Dame	120	1,950	1,089	2	.642
9.	St. John's (N.Y.)	116	1,922	1,085		.639
10.	Indiana	123	1,913	1,102		.634
11.	Arizona	118	1,912	977	1	.662
12.	Purdue	125	1,895	1,075		.638
13.	Cincinnati	122	1,889	1,064		.640
14.	Texas	117	1,879	1,126		.625
15.	Illinois	118	1,878	1,052		.641
16.	Utah	115	1,875	1,067		.637
17.	Western Kentucky	104	1,872	973		.658
18.	BYU	121	1,869	1,134		.622
19.	Villanova	103	1,864	973		.657
20.	West Virginia	104	1,846	1,152		.616

## NCAA ALL-TIME WINNINGEST SCHOOLS BY PERCENTAGE

MIN. 25 SEASONS IN DIVISION I

No.	School	Seasons	Won	Lost	Tied	Pct.
1.	Kentucky	120	2,375	748	1	.760
2.	North Carolina	113	2,343	852		.733
3.	Kansas	125	2,385	885		.729
<b>4.</b>	<b>DUKE</b>	<b>118</b>	<b>2,273</b>	<b>920</b>		<b>.712</b>
5.	UCLA	104	1,986	888		.691
6.	UNLV	65	1,328	614		.684
7.	Syracuse	122	1,973	964		.672
8.	Arizona	118	1,912	977	1	.662
9.	Western Kentucky	104	1,872	973		.658
10.	Villanova	103	1,864	973		.657
11.	VCU	53	1,051	554		.655
12.	Murray State	98	1,724	934		.649
13.	Norfolk State	70	1,302	718		.645
14.	Louisville	109	1,776	987		.643
15.	Notre Dame	120	1,950	1,089	2	.642
16.	Arkansas	100	1,783	997		.641
17.	Illinois	118	1,878	1,052		.641
18.	Connecticut	120	1,800	1,012		.640
19.	Cincinnati	122	1,889	1,064		.640
20.	St. John's (N.Y.)	116	1,922	1,085		.639

Charts above per official NCAA Record Book

Team records are adjusted to reflect vacated and forfeited games

NATIONAL PLAYERS OF THE YEAR

TRADITION

NATIONAL PLAYER OF THE YEAR  
(14 honors won by 11 different players)

List by Year

Dick Groat	6	1951
Dick Groat	13	1952
Art Heyman	1, 3, 6, 12, 13, 14	1963
Johnny Dawkins	7	1986
Danny Ferry	3, 7, 13, 14	1989
Christian Laettner	1, 2, 3, 7, 8, 9, 10, 12, 14, 15	1992
Elton Brand	1, 3, 7, 8, 9, 12, 14, 15	1999
Shane Battier	1, 2, 4, 5, 7, 9, 11, 12, 14, 15	2001
Jason Williams	8	2001
Jason Williams	1, 2, 5, 7, 8, 9, 12, 14, 15	2002
J.J. Redick	9	2005
J.J. Redick	1, 2, 7, 8, 9, 12, 14, 15	2006
Marvin Bagley III	2	2018
Zion Williamson	1, 2, 7, 8, 12, 14, 15	2019

Duke has recognized the following Player of the Year honors: AP, Basketball Times, Basketball Weekly, CBS/Chevrolet, ESPN, Helms, Naismith, NABC, Rupp, Scripps-Howard, SI, Sporting News, UPI, USBWA, Wooden

The NCAA currently recognizes the following: AP, Naismith, NABC, Sporting News, USBWA, Wooden

Now defunct, or no longer presented: Basketball Weekly, CBS/Chevrolet, Helms, Rupp, Scripps-Howard, UPI

List by Award

Adolph Rupp Trophy (1972-2015)	1992 Christian Laettner 1999 Elton Brand 2001 Shane Battier 2002 Jason Williams 2005 J.J. Redick 2006 J.J. Redick
Associated Press (1961-current)	1963 Art Heyman 1992 Christian Laettner 1999 Elton Brand 2001 Shane Battier 2002 Jason Williams 2006 J.J. Redick 2019 Zion Williamson
Basketball Times (1982-current)	1992 Christian Laettner 2001 Shane Battier 2002 Jason Williams 2006 J.J. Redick 2018 Marvin Bagley III 2019 Zion Williamson
Basketball Weekly (No longer presented)	1963 Art Heyman 1989 Danny Ferry 1992 Christian Laettner 1999 Elton Brand 2001 Shane Battier
CBS/Chevrolet (No longer presented)	2001 Shane Battier
ESPN (No longer presented)	2001 Shane Battier 2002 Jason Williams
Helms Foundation (1905-1979)	1951 Dick Groat 1963 Art Heyman
NABC (1975-current)	1992 Christian Laettner 1999 Elton Brand 2001 Jason Williams 2002 Jason Williams 2006 J.J. Redick 2019 Zion Williamson
Naismith Award (1969-current)	1986 Johnny Dawkins 1989 Danny Ferry 1992 Christian Laettner 1999 Elton Brand 2001 Shane Battier 2002 Jason Williams 2006 J.J. Redick 2019 Zion Williamson
Oscar Robertson Trophy (USBWA) (1959-current)	1963 Art Heyman 1989 Danny Ferry 1992 Christian Laettner 1999 Elton Brand 2001 Shane Battier 2002 Jason Williams 2006 J.J. Redick 2019 Zion Williamson
Scripps-Howard (No longer presented)	1992 Christian Laettner
Sports Illustrated (No longer presented)	2001 Shane Battier
The Sporting News (1943-current)	1963 Art Heyman 1992 Christian Laettner 1999 Elton Brand 2001 Shane Battier 2002 Jason Williams 2006 J.J. Redick 2019 Zion Williamson
UPI (No longer presented)	1952 Dick Groat 1963 Art Heyman 1989 Danny Ferry
Wooden Award (1977-current)	1992 Christian Laettner 1999 Elton Brand 2001 Shane Battier 2002 Jason Williams 2006 J.J. Redick 2019 Zion Williamson

CBS/Chevrolet (No longer presented)

ESPN (No longer presented)

Helms Foundation (1905-1979)

NABC (1975-current)

Naismith Award (1969-current)

Oscar Robertson Trophy (USBWA) (1959-current)

Scripps-Howard (No longer presented)

Sports Illustrated (No longer presented)

The Sporting News (1943-current)

UPI (No longer presented)

Wooden Award (1977-current)

Consensus National Player of the Year (6)

Art Heyman	1963
Christian Laettner	1992
Elton Brand	1999
Jason Williams	2002
J.J. Redick	2006
Zion Williamson	2019

Swept all the NCAA-recognized awards in that season



Shane Battier is the only player in college basketball history to be named National Player of the Year, National Defensive Player and win a National Championship in the same season (2001).

**MOST NATIONAL PLAYER OF THE YEAR HONORS ALL-TIME**

<b>DUKE</b>	<b>42</b>
UCLA	29
North Carolina	23
Virginia	14
Ohio State	13
Purdue	12
Cincinnati	11
Indiana	11
Kansas	11
Kentucky	11
Oklahoma	11

Combined total includes Associated Press, Naismith, NABC, Sporting News, USBWA, Wooden

**MOST WINNERS OF THE NAISMITH AWARD**

<b>DUKE</b>	<b>8</b>
UCLA	5
North Carolina & Virginia	3

**MOST WINNERS OF THE AP PLAYER OF THE YEAR AWARD**

<b>DUKE</b>	<b>7</b>
UCLA	5
Ohio State	4

**MOST WINNERS OF THE NABC PLAYER OF THE YEAR AWARD**

<b>DUKE</b>	<b>6</b>
Kansas & North Carolina	4

**MOST WINNERS OF THE OSCAR ROBERTSON TROPHY**

UCLA	9
<b>DUKE</b>	<b>8</b>
North Carolina	4

**MOST WINNERS OF THE WOODEN AWARD**

<b>DUKE</b>	<b>6</b>
North Carolina	4
Nine schools	2

**MOST WINNERS OF SPORTING NEWS POY AWARD**

<b>DUKE</b>	<b>7</b>
UCLA	7
Nine schools	2

**NATIONAL DEFENSIVE PLAYER OF THE YEAR**  
(9 honors by 6 different players)

Tommy Amaker	1987
Billy King	1988
Grant Hill	1993
Steve Wojciechowski	1998
Shane Battier	1999
Shane Battier	2000
Shane Battier	2001
Shelden Williams	2005
Shelden Williams	2006

As selected by the NABC

**NATIONAL COACH OF THE YEAR**  
(10 honors by 2 different coaches)

Bill Foster	5	1978
Mike Krzyzewski	1, 2, 7	1986
Mike Krzyzewski	4	1989
Mike Krzyzewski	5	1991
Mike Krzyzewski	4, 6	1992
Mike Krzyzewski	1	1997
Mike Krzyzewski	4, 5	1999
Mike Krzyzewski	2	2000
Mike Krzyzewski	8	2001
Mike Krzyzewski	3	2004

Coach of the Year honors selected by Basketball Times, CBS/Chevrolet, Claire Bee, Naismith, NABC, The Sporting News, UPI, Victor Awards

**NATIONAL FRESHMAN OF THE YEAR (8)**

Luol Deng	1	2004
Jabari Parker	14	2014
Jahlil Okafor	1	2015
Brandon Ingram	4	2016
Marvin Bagley III	2, 3, 4	2018
Zion Williamson	12, 3, 4	2019
Vernon Carey Jr.	12	2020
<b>Kyle Filipowski</b>	<b>4</b>	<b>2023</b>

As selected by USBWA, NABC, Basketball Times, College Insider

**JERRY WEST AWARD (1)**

RJ Barrett	2019
------------	------

Top shooting guard as selected by the Hall of Fame

**KARL MALONE AWARD (1)**

Zion Williamson	2019
-----------------	------

Top power forward as selected by the Hall of Fame

**JULIUS ERVING AWARD (1)**

Wendell Moore Jr.	2022
-------------------	------

Top small forward as selected by the Hall of Fame

**PETE NEWELL BIG MAN AWARD (3)**

Mason Plumlee	2013
Jahlil Okafor	2015
Marvin Bagley III	2018

As selected by the NABC

**CHIP HILTON AWARD (1)**

Shane Battier	2001
---------------	------

Senior with high personal character as selected by the NABC; award discontinued in 2011

**SENIOR CLASS AWARD (2)**

Shane Battier	2001
J.J. Redick	2006

**JAMES E. SULLIVAN AWARD (1)**

J.J. Redick	2005
-------------	------

Nation's best amateur athlete; presented by the AAU

**ESPY AWARD (1)**

Christian Laettner	1993
Bobby Hurley	1994
Grant Hill	1995
Elton Brand	2000

Best player in men's college basketball; discontinued in 2001



**INDIVIDUAL ALL-AMERICA HONORS**

**TRADITION**

**ALL-AMERICA**

(75 honors by 51 different players)

List by Year

Bill Werber	1930
Jim Thompson	1934
Bill Mock	1940
Ed Koffenberger	1946
Ed Koffenberger (2nd)	1947
Dick Groat (2nd)	1951
Dick Groat (1st)	1952
Art Heyman	1961
Art Heyman (2nd)	1962
Art Heyman (1st)	1963
Jeff Mullins	1963
Jeff Mullins (2nd)	1964
Jack Marin (2nd)	1966
Bob Varga (2nd)	1966
Bob Varga (1st)	1967
Mike Lewis	1968
Randy Denton	1971
Mike Gminski	1978
Jim Spanarkel	1978
Jim Spanarkel (2nd)	1979
Gene Banks	1979
Mike Gminski (1st)	1979
Mike Gminski (2nd)	1980
Gene Banks	1981
Johnny Dawkins (1st)	1985
Johnny Dawkins (1st)	1986
Mark Alarie	1986
Tommy Amaker	1987
Danny Ferry (2nd)	1988
Danny Ferry (1st)	1989
Christian Laettner	1990
Christian Laettner (2nd)	1991
Christian Laettner (1st)	1992
Grant Hill	1992
Bobby Hurley	1992
Grant Hill (2nd)	1993
Bobby Hurley (1st)	1993
Grant Hill (1st)	1994
Trajan Langdon	1998
Roshown McLeod	1998
Elton Brand (1st)	1999
Trajan Langdon (2nd)	1999
Shane Battier (2nd)	2000
Chris Carrawell (1st)	2000
Shane Battier (1st)	2001
Jason Williams (1st)	2001
Carlos Boozer	2002
Mike Dunleavy (2nd)	2002
Jason Williams (1st)	2002
Chris Duhon	2004
J.J. Redick	2004
Shelden Williams	2004
J.J. Redick (1st)	2005
Shelden Williams	2005
J.J. Redick (1st)	2006
Shelden Williams (1st)	2006
DeMarcus Nelson	2008
Gerald Henderson	2009
Jon Scheyer (2nd)	2010
Kyle Singler	2011
Nolan Smith (1st)	2011
Austin Rivers	2012
Seth Curry	2013
Mason Plumlee (2nd)	2013
Jabari Parker (1st)	2014
Jahlil Okafor (1st)	2015
Quinn Cook	2015
Grayson Allen	2016
Luke Kennard (2nd)	2017
Marvin Bagley III (1st)	2018
RJ Barrett (1st)	2019
Zion Williamson (1st)	2019
Vernon Carey Jr. (2nd)	2020
Tre Jones	2020
Paolo Banchero (2nd)	2022

Note: Consensus All-America selections are listed in parentheses; honorable mention selections are not listed

All-America List by Player

Mark Alarie	1986
Grayson Allen	2016
Tommy Amaker	1987
Marvin Bagley III	(1st) 2018
Paolo Banchero	(2nd) 2022
Gene Banks	1979; 1981
RJ Barrett	(1st) 2019
Shane Battier	(2nd) 2000; (1st) 2001
Carlos Boozer	2002
Elton Brand	(1st) 1999
Vernon Carey Jr.	(2nd) 2020
Chris Carrawell	(1st) 2000
Quinn Cook	2015
Seth Curry	2013
Johnny Dawkins	(1st) 1985; (1st) 1986
Randy Denton	1971
Chris Duhon	2004
Mike Dunleavy	(2nd) 2002
Danny Ferry	(2nd) 1988; (1st) 1989
Mike Gminski	1978; (1st) 1979; (2nd) 1980
Dick Groat	(2nd) 1951; (1st) 1952
Gerald Henderson	2009
Art Heyman	1961; (2nd) 1962; (1st) 1963
Grant Hill	1992; (2nd) 1993; (1st) 1994
Bobby Hurley	1992; (1st) 1993
Tre Jones	2020
Luke Kennard	(2nd) 2017
Ed Koffenberger	1946; (2nd) 1947
Christian Laettner	1990; (2nd); 1991; (1st) 1992
Trajan Langdon	1998; (2nd) 1999
Mike Lewis	1968
Jack Marin	(2nd) 1966
Roshown McLeod	1998
Bill Mock	1940
Jeff Mullins	1963; (2nd) 1964
DeMarcus Nelson	2008
Jahlil Okafor	(1st) 2015
Jabari Parker	(1st) 2014
Mason Plumlee	(2nd) 2013
J.J. Redick	2004; (1st) 2005; (1st) 2006
Austin Rivers	2012
Jon Scheyer	(2nd) 2010
Kyle Singler	2011
Nolan Smith	(1st) 2011
Jim Spanarkel	1978; (2nd) 1979
Jim Thompson	1934
Bob Varga	(2nd) 1966; (1st) 1967
Bill Werber	1930
Jason Williams	(1st) 2001; (1st) 2002
Shelden Williams	2004; 2005; (1st) 2006
Zion Williamson	(1st) 2019

**MOST CONSENSUS FIRST-TEAM ALL-AMERICANS**

MODERN ERA -- SINCE 1949

<b>DUKE</b>	<b>24</b>
UCLA	21
North Carolina	19
Kansas	18
Kentucky	18

SINCE 2000

<b>DUKE</b>	<b>13</b>
Kansas	9
Gonzaga	6
North Carolina	6
Kentucky	5

ALL-TIME

Kansas	32
Purdue	28
Kentucky	27
North Carolina	26
<b>DUKE</b>	<b>24</b>

**CONSENSUS FIRST TEAM ALL-AMERICA**

(24 honors by 21 different players)

Dick Groat	1952
Art Heyman	1963
Bob Varga	1967
Mike Gminski	1979
Johnny Dawkins	1985
Johnny Dawkins	1986
Danny Ferry	1989
Christian Laettner	1992
Bobby Hurley	1993
Grant Hill	1994
Elton Brand	1999
Chris Carrawell	2000
Shane Battier	2001
Jason Williams	2001
Jason Williams	2002
J.J. Redick	2005
J.J. Redick	2006
Shelden Williams	2006
Nolan Smith	2011
Jabari Parker	2014
Jahlil Okafor	2015
Marvin Bagley III	2018
RJ Barrett	2019
Zion Williamson	2019

**CONSENSUS SECOND TEAM ALL-AMERICA**

(19 honors by 19 different players)

Ed Koffenberger	1947
Dick Groat	1951
Art Heyman	1962
Jeff Mullins	1964
Jack Marin	1966
Bob Varga	1966
Jim Spanarkel	1979
Mike Gminski	1980
Danny Ferry	1988
Christian Laettner	1991
Grant Hill	1993
Trajan Langdon	1999
Shane Battier	2000
Mike Dunleavy	2002
Jon Scheyer	2010
Mason Plumlee	2013
Luke Kennard	2017
Vernon Carey Jr.	2020
Paolo Banchero	2022

**MULTIPLE CONSENSUS ALL-AMERICA (11)**

Dick Groat	(2nd) 1951; (1st) 1952
Art Heyman	(2nd) 1962; (1st) 1963
Bob Varga	(2nd) 1966; (1st) 1967
Mike Gminski	(1st) 1979; (2nd) 1980
Johnny Dawkins	(1st) 1985; (1st) 1986
Danny Ferry	(2nd) 1988; (1st) 1989
Christian Laettner	(2nd) 1991; (1st) 1992
Grant Hill	(2nd) 1993; (1st) 1994
Shane Battier	(2nd) 2000; (1st) 2001
Jason Williams	(1st) 2001; (1st) 2002
J.J. Redick	(1st) 2005; (1st) 2006

**ALL-AMERICA AS A FRESHMAN (9)**

Bill Mock	1940
Austin Rivers	2012
Jabari Parker (1st)	2014
Jahlil Okafor (1st)	2015
Marvin Bagley III (1st)	2018
Zion Williamson (1st)	2019
RJ Barrett (1st)	2019
Vernon Carey Jr. (2nd)	2020
Paolo Banchero (2nd)	2022

Note: Consensus All-America selections are listed in parentheses; honorable mention selections are not listed.

**ACADEMIC ALL-AMERICA**

(20 honors by 12 different players)

Jay Buckley	1963
Jay Buckley	1964
Dick DeVenzio	1971
Gary Melchionni (2nd)	1972
Bob Fleischer (2nd)	1974
Bob Fleischer	1975
Mike Gminski (1st)	1978
Jim Spanarkel (1st)	1978
Mike Gminski (1st)	1979
Jim Spanarkel (1st)	1979
Mike Gminski	1980
Quin Snyder (2nd)	1989
Shane Battier (1st)	2000
Shane Battier (1st)	2001
Mike Dunleavy (2nd)	2002
Greg Paulus (3rd)	2008
Greg Paulus (3rd)	2009
Mason Plumlee (1st)	2012
Mason Plumlee (1st)	2013
Grayson Allen (2nd)	2016

As selected by College Sports Communicators (CSC)



Johnny Dawkins was Duke's first player to be selected a consensus first-team All-American in multiple seasons, winning the honor in 1985 and 1986.

**INDIVIDUAL NATIONAL HONORS**

**ALL-NCAA FINAL FOUR TEAM (30)**

* Art Heyman	1963
Jeff Mullins	1964
Jack Marin	1966
Mike Gminski	1978
Jim Spanarkel	1978
Mark Alarie	1986
Tommy Amaker	1986
Johnny Dawkins	1986
Danny Ferry	1989
Phil Henderson	1990
Bobby Hurley	1991
* Christian Laettner	1991
Billy McCaffrey	1991
Grant Hill	1992
* Bobby Hurley	1992
Christian Laettner	1992
Grant Hill	1994
Antonio Lang	1994
Elton Brand	1999
Trajan Langdon	1999
* Shane Battier	2001
Mike Dunleavy	2001
Jason Williams	2001
* Kyle Singler	2010
Nolan Smith	2010
Jon Scheyer	2010
Grayson Allen	2015
* Tyus Jones	2015
Justise Winslow	2015
Paolo Banchero	2022

\* - Named Most Outstanding Player

**ALL-NCAA EAST REGIONAL (31)**

Art Heyman	1963
Jeff Mullins	1963
* Jeff Mullins	1964
Steve Vacendak	1964
Jack Marin	1966
Steve Vacendak	1966
* Bob Verga	1966
Gene Banks	1978
Mike Gminski	1978
* Jim Spanarkel	1978
Mark Alarie	1986
* Johnny Dawkins	1986
* Danny Ferry	1988
Billy King	1988
Kevin Strickland	1988
* Danny Ferry	1989
Phil Henderson	1989
Christian Laettner	1989
Alaa Abdelnaby	1990
Phil Henderson	1990
* Christian Laettner	1990
Bobby Hurley	1992
* Christian Laettner	1992
William Avery	1999
Elton Brand	1999
* Trajan Langdon	1999
Shane Battier	2000
Shane Battier	2001
* Jason Williams	2001
RJ Barrett	2019
Zion Williamson	2019

\* - Named Most Outstanding Player

**ALL-NCAA SOUTH REGIONAL (13)**

Mike Gminski	1980
Jeff Capel	1994
* Grant Hill	1994
Cherokee Parks	1994
Trajan Langdon	1998
Roshown McLeod	1998
* Luol Deng	2004
Shelden Williams	2004
* Nolan Smith	2010
Jon Scheyer	2010
Matt Jones	2015
* Tyus Jones	2015
Justise Winslow	2015

\* - Named Most Outstanding Player



Kyle Singler was named the Most Outstanding Player of the 2010 NCAA Tournament.

**ALL-NCAA MIDWEST REGIONAL (9)**

Tommy Amaker	1987
Thomas Hill	1991
* Bobby Hurley	1991
Christian Laettner	1991
Seth Curry	2013
Mason Plumlee	2013
Marvin Bagley III	2018
Trevon Duval	2018
Gary Trent Jr.	2018

\* - Named Most Outstanding Player

**ALL-NCAA WEST REGIONAL (4)**

Brandon Ingram	2016
* Paolo Banchero	2022
<b>Jeremy Roach</b>	<b>2022</b>
Mark Williams	2022

\* - Named Most Outstanding Player

**ALL-NIT (1)**

Randy Denton	1971
--------------	------

**GOOD WORKS TEAM (1)**

Tyler Thornton	2013
----------------	------

As selected by the NABC

**NCAA POSTGRADUATE SCHOLARSHIP (1)**

Bob Fleischer	1975
---------------	------

**MCDONALD'S HIGH SCHOOL ALL-AMERICAN (90)**

Gene Banks	1977
Vince Taylor	1978
Johnny Dawkins	1982
Tommy Amaker	1983
Martin Nessley	1983
Danny Ferry	1985
Quin Snyder	1985
Alaa Abdelnaby	1986
Phil Henderson	1986
Greg Koubek	1987
Christian Laettner	1988
Crawford Palmer	1988
* Bobby Hurley	1989
McCaffrey, Bill	1989
Hill, Grant	1990
Parks, Cherokee	1991
Collins, Chris	1992
Beard, Joey	1993
Langdon, Trajan	1994
Price, Ricky	1994
Wojciechowski, Steve	1994
Domzalski, Taymon	1995
James, Nate	1996

Battier, Shane	1997
Brand, Elton	1997
Burgess, Chris	1997
Maggette, Corey	1998
Boozler, Jr., Carlos	1999
Dunleavy, Jr., Michael	1999
Sanders, Casey	1999
Williams, Jay	1999
Duhon, Chris	2000
Ewing, Daniel	2001
Dockery, Sean	2002
Randolph, Shavlik	2002
* J.J. Redick	2002
Thompson, Michael	2002
Deng, Luol	2003
Nelson, DeMarcus	2004
Boateng, Eric	2005
* Josh McRoberts	2005
Paulus, Greg	2005
Henderson, Gerald	2006
Scheyer, Jonathan	2006
Thomas, Lance	2006
King, Taylor	2007
Singler, Kyle	2007
Smith, Nolan	2007
Williams, Elliot	2008
Kelly, Ryan	2009
Plumlee, Mason	2009
Irving, Kyrie	2010
Cook, Quinn	2011
Plumlee, Marshall	2011
Rivers, Austin	2011
Jefferson, Amile	2012
Sulaimon, Rasheed	2012
Jones, Matt	2013
Parker, Jabari	2013
Allen, Grayson	2014
Jones, Tyus	2014
* Jahlil Okafor	2014
Winslow, Justise	2014
Ingram, Brandon X.	2015
Jeter, Chase	2015
Kennard, Luke	2015
Bolden, Marques	2016
*Frank Jackson	2016
Tatum, Jayson	2016
Trent Jr., Gary	2017
Carter Jr., Wendell	2017
Duval, Trevon	2017
Barrett, R.J.	2018
Williamson, Zion	2018
Jones, Tre	2018
Reddish, Cam	2018
Hurt, Matthew	2019
Carey Jr., Vernon	2019
Moore, Wendell	2019
<b>Jeremy Roach</b>	<b>2020</b>
Mark Williams	2020
D. J. Steward	2020
Paolo Banchero	2021
AJ Griffin	2021
Trevor Keels	2021
Dereck Lively II	2022
* Dariq Whitehead	2022
<b>Mark Mitchell</b>	<b>2022</b>
<b>Sean Stewart</b>	<b>2023</b>
<b>Jared McCain</b>	<b>2023</b>

\* - Named MAAG Most Valuable Player

**MORGAN WOOTTEN NATIONAL HIGH SCHOOL PLAYER OF THE YEAR (9)**

Shane Battier	1997
Chris Duhon	2000
Josh McRoberts	2005
Austin Rivers	2011
Jabari Parker	2013
Jahlil Okafor	2014
Wendell Carter Jr.	2017
RJ Barrett	2018
Dereck Lively II	2022

Since 1997, a national player of the year has been chosen from the field of McDonald's All-Americans based on activity in the community, classroom and on the court.

**Hall of Fame Inductees**

**NASMITH MEMORIAL BASKETBALL HALL OF FAME**

Mike Krzyzewski	2001
Hubert "Hubie" Brown ^	2005
Grant Hill	2018

^ Duke assistant coach

**NATIONAL COLLEGIATE BASKETBALL HALL OF FAME**

Mike Krzyzewski	2006
Chuck Daly ^	2006
Dick Groat	2007
Charles "Lefty" Driesell *	2007
Christian Laettner	2010
Grant Hill	2014
Jason Williams	2017
Shane Battier	2019
Johnny Dawkins	2023

^ Duke assistant coach

\* lettered at Duke in 1953-54, but enshrined based on coaching merit

**CSC ACADEMIC ALL-AMERICA HALL OF FAME**

Mike Gminski	2006
Shane Battier	2015

**NORTH CAROLINA SPORTS HALL OF FAME**

Eddie Cameron	1969
Vic Bubas	1975
Jeff Mullins	1983
Jack Marin	1998
Mike Krzyzewski	2000
Mike Gminski	2003
Randy Denton	2014
Steve Vacendak	2017



**DUKE ATHLETICS HALL OF FAME**

Eddie Cameron	1975
Dick Groat	1975
Bill Werber	1975
Vic Bubas	1977
Art Heyman	1978
Jack Marin	1978
Jeff Mullins	1978
Harry Councilor	1979
Ed Koffenberger	1980
Bob Gantt	1981
Gordon Carver	1984
Bob Verga	1984
Mike Lewis	1985
Steve Vacendak	1986
Gerry Gerard	1987
Jim Spanarkel	1990
Randy Denton	1991
Bernie Janicki	1992
Charles "Lefty" Driesell	1993
Gene Banks	1994
Johnny Dawkins	1996
Mike Gminski	1996
Mark Alarie	1999
Tommy Amaker	2001
Danny Ferry	2004
Christian Laettner	2007
Bobby Hurley	2011
Mike Krzyzewski	2011
Jason Williams	2013
Shane Battier	2016
Grant Hill	2016
Elton Brand	2018
Shelden Williams	2018
Carlos Boozer	2022



**INDIVIDUAL CONFERENCE HONORS**

TRADITION

**ACC PLAYER OF THE YEAR**  
(▲ 18 honors by 16 different players)

Art Heyman	1963
Jeff Mullins	1964
Steve Vacendak	1966
Mike Gminski	1979
Danny Ferry	1988
Danny Ferry	1989
Christian Laettner	1992
Grant Hill	1994
Elton Brand	1999
Chris Carrawell	2000
Shane Battier	2001
J.J. Redick	2005
J.J. Redick	2006
Nolan Smith	2011
Jahlil Okafor	2015
Marvin Bagley III	2018
Zion Williamson	2019
Tre Jones	2020

**ACC DEFENSIVE PLAYER OF THE YEAR**  
(▲ 5 honors by 4 different players)

Shelden Williams	2005
Shelden Williams	2006
DeMarcus Nelson	2008
Tre Jones	2020
Mark Williams	2022

**ACC MOST IMPROVED PLAYER (2)**

Grayson Allen (co)	2016
Matthew Hurt	2021

**ACC COACH OF THE YEAR**  
(10 honors by 4 different coaches)

Harold Bradley	1959
Vic Bubas	1963
Vic Bubas	1964
Vic Bubas	1966
Bill Foster	1978
Mike Krzyzewski	1984
Mike Krzyzewski	1986
Mike Krzyzewski	1997
Mike Krzyzewski	1999
Mike Krzyzewski	2000

**ACC ROOKIE OF THE YEAR (▲14)**

Jim Spanarkel	1976
Mike Gminski	1977
Gene Banks	1978
Chris Duhon	2001
Kyle Singler	2008
Austin Rivers	2012
Jabari Parker	2014
Jahlil Okafor	2015
Brandon Ingram	2016
Marvin Bagley III	2018
Zion Williamson	2019
Vernon Carey Jr.	2020
Paolo Banchemo	2022
<b>Kyle Filipowski</b>	<b>2023</b>

**ACC 50TH ANNIVERSARY TEAM (11)**

Shane Battier	2003
Elton Brand	2003
Johnny Dawkins	2003
Danny Ferry	2003
Mike Gminski	2003
Art Heyman	2003
Grant Hill	2003
Bobby Hurley	2003
Christian Laettner	2003
Jeff Mullins	2003
Jason Williams	2003

Selected in 2003; Duke had 11 of the 50 players selected.

**ACC ATHLETE OF THE YEAR (10)**  
(10 honors by 8 different players)

Art Heyman	1963
Jeff Mullins	1964
Danny Ferry	1988
Danny Ferry	1989
Christian Laettner	1991
Christian Laettner	1992
Elton Brand	1999

**MOST ACC AWARD WINNERS**

Award established	Players of			All-ACC*			
	the Year	Rookies of the Year	Def. Players of the Year	1954	1993	2000	1963#
<b>DUKE</b>	<b>18</b>	<b>14</b>	<b>5</b>	<b>154</b>	<b>34</b>	<b>32</b>	<b>105</b>
North Carolina	15	9	2	153	24	9	61
Wake Forest	11	8	0	82	13	5	55
NC State	8	2	0	86	13	5	23
Virginia	5	4	5	84	10	14	67
Georgia Tech	2	11	2	49	14	12	18
Virginia Tech	1	3	1	15	5	5	42
Boston College	1	1	0	14	3	2	6
Clemson	1	1	1	53	6	9	78
Miami	1	0	1	20	3	7	25
Florida State	0	2	2	28	11	12	25
Louisville	0	0	0	7	1	3	48
Syracuse	0	0	0	11	3	3	15
Pittsburgh	0	0	0	6	1	0	35
Notre Dame	0	0	0	11	1	0	19
<i>Former Members</i>							
Maryland	6	2	0	82	7	9	1
South Carolina	2	0	0	18	0	0	0

\* First, Second and Third Teams only; #some data missing or unavailable

Shane Battier	2001
J.J. Redick	2006
Zion Williamson	2019

Presented annually to the ACC's most outstanding male athlete in any sport for the entire academic season. Has been called the Anthony J. McKevin Award since 1990.

**ALL-ACC\***  
(▲ 154 honors by 93 different players)

Rudy D'Emilio (1st)	1954
Joe Belmont (2nd)	1954
Ronnie Mayer (2nd)	1954
Ronnie Mayer (1st)	1955
Joe Belmont (2nd)	1955
Joe Belmont (1st)	1956
Ronnie Mayer (2nd)	1956
Jim Newcome (2nd)	1957
Jim Newcome (1st)	1958
Bucky Allen (2nd)	1958
Paul Schmidt (2nd)	1958
Carroll Youngkin (1st)	1959
Howard Hurt (2nd)	1959
Howard Hurt (2nd)	1960
Art Heyman (1st)	1961
Howard Hurt (2nd)	1961
Art Heyman (1st)	1962
Jeff Mullins (1st)	1962
Art Heyman (1st)	1963
Jeff Mullins (1st)	1963
Jeff Mullins (1st)	1964
Jay Buckley (2nd)	1964
Buzzy Harrison (2nd)	1964
Hack Tison (2nd)	1964
Jack Marin (1st)	1965
Bob Verga (1st)	1965
Steve Vacendak (2nd)	1965
Jack Marin (1st)	1966
Bob Verga (1st)	1966
Steve Vacendak (2nd)	1966
Bob Verga (1st)	1967
Mike Lewis (2nd)	1967
Mike Lewis (1st)	1968
Randy Denton (2nd)	1969
Randy Denton (2nd)	1970
Randy Denton (1st)	1971
Gary Melchionni (2nd)	1972
Alan Shaw (2nd)	1972
Gary Melchionni (1st)	1973
Chris Redding (2nd)	1973
Bob Fleisher (2nd)	1975
Tate Armstrong (1st)	1976
Jim Spanarkel (2nd)	1977
Mike Gminski (1st)	1978
Jim Spanarkel (1st)	1978
Gene Banks (2nd)	1978
Mike Gminski (1st)	1979
Jim Spanarkel (1st)	1979

▲ - ACC Record

Gene Banks (2nd)	1979
Mike Gminski (1st)	1980
Gene Banks (2nd)	1980
Gene Banks (1st)	1981
Vince Taylor (1st)	1982
Johnny Dawkins (2nd)	1983
Mark Alarie (1st)	1984
Johnny Dawkins (2nd)	1984
Johnny Dawkins (1st)	1985
Mark Alarie (2nd)	1985
Mark Alarie (1st)	1986
Johnny Dawkins (1st)	1986
Tommy Amaker (2nd)	1987
Danny Ferry (2nd)	1987
Danny Ferry (1st)	1988
Danny Ferry (1st)	1989
Phil Henderson (2nd)	1990
Christian Laettner (2nd)	1990
Alaa Abdelnaby (3rd)	1990
Christian Laettner (1st)	1991
Thomas Hill (3rd)	1991
Bobby Hurley (3rd)	1991
Christian Laettner (1st)	1992
Grant Hill (2nd)	1992
Bobby Hurley (2nd)	1992
Thomas Hill (3rd)	1992
Grant Hill (1st)	1993
Bobby Hurley (1st)	1993
Thomas Hill (3rd)	1993
Grant Hill (1st)	1994
Cherokee Parks (2nd)	1994
Antonio Lang (3rd)	1994
Cherokee Parks (2nd)	1995
Chris Collins (2nd)	1996
Jeff Capel (3rd)	1996
Ricky Price (3rd)	1996
Trajan Langdon (1st)	1997
Steve Wojciechowski (2nd)	1997
Trajan Langdon (1st)	1998
Roshown McLeod (1st)	1998
Steve Wojciechowski (3rd)	1998
Elton Brand (1st)	1999
Trajan Langdon (1st)	1999
William Avery (2nd)	1999
Shane Battier (3rd)	1999
Chris Carrawell (3rd)	1999
Shane Battier (1st)	2000
Chris Carrawell (1st)	2000
Jason Williams (3rd)	2000
Shane Battier (1st)	2001
Jason Williams (1st)	2001
Nate James (3rd)	2001
Jason Williams (1st)	2002
Carlos Boozer (1st)	2002
Mike Dunleavy (1st)	2002
Dahntay Jones (1st)	2003
Chris Duhon (3rd)	2003
J.J. Redick (3rd)	2003
Chris Duhon (1st)	2004

J.J. Redick (2nd)	2004
Shelden Williams (2nd)	2004
Luol Deng (3rd)	2004
J.J. Redick (1st)	2005
Shelden Williams (1st)	2005
Daniel Ewing (3rd)	2005
J.J. Redick (1st)	2006
Shelden Williams (1st)	2006
Josh McRoberts (2nd)	2007
DeMarcus Nelson (1st)	2008
Greg Paulus (3rd)	2008
Kyle Singler (3rd)	2008
Gerald Henderson (1st)	2009
Kyle Singler (2nd)	2009
Jon Scheyer (1st)	2010
Kyle Singler (1st)	2010
Nolan Smith (2nd)	2010
Kyle Singler (1st)	2011
Nolan Smith (1st)	2011
Austin Rivers (1st)	2012
Seth Curry (3rd)	2012
Mason Plumlee (3rd)	2012
Mason Plumlee (1st coaches/1st media)	2013
Seth Curry (1st coaches/2nd media)	2013
Quinn Cook (3rd media)	2013
Rodney Hood (2nd coaches/2nd media)	2014
Jabari Parker (1st coaches/1st media)	2014
Quinn Cook (2nd coaches/2nd media)	2015
Tyus Jones (3rd coaches/3rd media)	2015
Jahlil Okafor (1st coaches/1st media)	2015
Grayson Allen (1st coaches/1st media)	2016
Brandon Ingram (2nd coaches/2nd media)	2016
Luke Kennard (1st)	2017
Jayson Tatum (3rd)	2017
Marvin Bagley III (1st)	2018
Wendell Carter Jr. (2nd)	2018
Grayson Allen (3rd)	2018
RJ Barrett (1st)	2019
Zion Williamson (1st)	2019
Tre Jones (hm)	2019
Cam Reddish (hm)	2019
Vernon Carey Jr. (1st)	2020
Tre Jones (1st)	2020
Matthew Hurt (1st)	2021
Paolo Banchemo (1st)	2022
Wendell Moore Jr. (2nd)	2022
Mark Williams (3rd)	2022
AJ Griffin (hm)	2022
<b>Kyle Filipowski (2nd)</b>	<b>2023</b>
<b>Jeremy Roach (hm)</b>	<b>2023</b>

\* All-ACC teams were selected by media only from 1954-2012. From 2013-16, All-ACC teams were selected by both the coaches and media. Beginning in 2017, All-ACC teams were unified under a voting panel that includes both coaches and media. Honorable mentions not included in team's total number of All-ACC selections.

**ALL-SOUTHERN CONFERENCE (28)**

Bill Werber	1929
Harry Councilor	1930
Bill Werber	1930
Jim Thompson	1933
Herb Thompson	1934
Jim Thompson	1934
Ed Swindell	1939
Bill Mock	1940
Chuck Holley	1941
Ray Spuhler	1941
Cy Valesek	1941
Bill McCahan	1942
Ray Spuhler	1942
Bob Gantt	1943
John Seward	1943
Gordon Carver	1944
Bill Wright	1944
Dan Buckley	1945
Gordon Carver	1945
Ed Koffenberger	1946
John Seward	1946
Dick Whiting	1946
Ed Koffenberger	1947
Corren Youmans	1948
Corren Youmans	1949
Corren Youmans	1950
Dick Groat	1951
Dick Groat	1952

**INDIVIDUAL CONFERENCE HONORS**

TRADITION

**TWO-TIME FIRST TEAM ALL-CONFERENCE (19)**

Bill Werber	SOCOM 1929, 30
Jim Thompson	SOCOM 1933, 34
Ray Spuhler	SOCOM 1941, 42
John Seward	SOCOM 1943, 46
Gordon Carver	SOCOM 1944, 45
Ed Koffenberger	SOCOM 1946, 47
Dick Groat	SOCOM 1951, 52
Jack Marin	ACC 1965, 66
Jim Spanarkel	ACC 1978, 79
Mark Alarie	ACC 1984, 86
Johnny Dawkins	ACC 1985, 86
Danny Ferry	ACC 1988, 89
Christian Laettner	ACC 1991, 92
Grant Hill	ACC 1993, 94
Shane Battier	ACC 2000, 01
Jason Williams	ACC 2001, 02
J.J. Redick	ACC 2005, 06
Shelden Williams	ACC 2005, 06
Kyle Singler	ACC 2010, 11

**THREE-TIME FIRST TEAM ALL-CONFERENCE (6)**

Corren Youmans	SOCOM 1948, 49, 50
Art Heyman	ACC 1961, 62, 63
Jeff Mullins	ACC 1962, 63, 64
Bob Verga	ACC 1965, 66, 67
Mike Gminski	ACC 1978, 79, 80
Trajan Langdon	ACC 1997, 98, 99

**ACC TOURNAMENT MVP**

(▲ 21 honors by 20 different players)

Doug Kistler	1960
Art Heyman	1963
Jeff Mullins	1964
Steve Vacendak	1966
Jim Spanarkel	1978
Johnny Dawkins	1986
Danny Ferry	1988
Christian Laettner	1992
Elton Brand	1999
Jason Williams	2000
Shane Battier	2001
Carlos Boozer	2002
Daniel Ewing	2003
J.J. Redick	2005
J.J. Redick	2006
Jon Scheyer	2009
Kyle Singler	2010
Nolan Smith	2011
Luke Kennard	2017
Zion Williamson	2019
<b>Kyle Filipowski</b>	<b>2023</b>

Has been called the Everett Case Award since 1965.

**ACC ALL-TOURNAMENT**

(145 honors by 91 different players)

Rudy D'Emilio (2nd)	1954
Bernie Janicki (2nd)	1954
Ronnie Mayer (1st)	1955
Joe Belmont (2nd)	1955
Ronnie Mayer (2nd)	1956
Bucky Allen (2nd)	1958
Bobby Joe Harris (2nd)	1958
Bob Vernon (2nd)	1958
Howard Hurt (2nd)	1959
Carroll Youngkin (2nd)	1959
Howard Hurt (1st)	1960
* Doug Kistler (1st)	1960
John Frye (2nd)	1960
Carroll Youngkin (2nd)	1960
John Frye (1st)	1961
Art Heyman (1st)	1961
Carroll Youngkin (2nd)	1961
Art Heyman (1st)	1962
Jeff Mullins (1st)	1962
* Art Heyman (1st)	1963
Jeff Mullins (1st)	1963
Jay Buckley (2nd)	1963
Buzzy Harrison (2nd)	1963
Jay Buckley (1st)	1964
* Jeff Mullins (1st)	1964
Danny Ferguson (2nd)	1964
Hack Tison (2nd)	1964



Jon Scheyer is the first to win an ACC Tournament title as both a player (2009, 2019) and head coach (2023).

Steve Vacendak (1st)	1965	Shane Battier (1st)	2000
Bob Verga (1st)	1965	Chris Carrawell (1st)	2000
Jack Marin (2nd)	1965	* Jason Williams (1st)	2000
Mike Lewis (1st)	1966	Carlos Boozer (2nd)	2000
* Steve Vacendak (1st)	1966	Mike Dunleavy (2nd)	2000
Bob Verga (1st)	1966	Nate James (2nd)	2000
Jack Marin (2nd)	1966	* Shane Battier (1st)	2001
Bob Riedy (2nd)	1966	Mike Dunleavy (1st)	2001
Bob Verga (1st)	1967	Jason Williams (1st)	2001
Mike Lewis (2nd)	1967	Nate James (2nd)	2001
Mike Lewis (2nd)	1968	* Carlos Boozer (1st)	2002
Dick DeVenizio (1st)	1969	Mike Dunleavy (1st)	2002
Steve Vandenberg (1st)	1969	Jason Williams (1st)	2002
Dave Golden (2nd)	1969	Chris Duhon (2nd)	2002
Gary Melchionni (2nd)	1972	* Daniel Ewing (1st)	2003
Tate Armstrong (1st)	1976	Dahntay Jones (2nd)	2003
Mike Gminski (2nd)	1977	J.J. Redick (2nd)	2003
Jim Spanarkel (2nd)	1977	Chris Duhon (1st)	2004
Gene Banks (1st)	1978	Daniel Ewing (1st)	2004
Mike Gminski (1st)	1978	Shelden Williams (1st)	2004
* Jim Spanarkel (1st)	1978	Luol Deng (2nd)	2004
Kenny Dennard (2nd)	1978	Daniel Ewing (1st)	2005
Mike Gminski (1st)	1979	* J.J. Redick (1st)	2005
Jim Spanarkel (1st)	1979	Shelden Williams (1st)	2005
Gene Banks (1st)	1980	* J.J. Redick (1st)	2006
Mike Gminski (1st)	1980	Shelden Williams (1st)	2006
Vince Taylor (2nd)	1980	Josh McRoberts (2nd)	2006
Mark Alarie (1st)	1984	Greg Paulus (2nd)	2006
Johnny Dawkins (1st)	1984	Gerald Henderson (1st)	2009
Johnny Dawkins (1st)	1985	* Jon Scheyer (1st)	2009
Jay Bilas (2nd)	1985	Kyle Singler (1st)	2009
Mark Alarie (1st)	1986	Jon Scheyer (1st)	2010
* Johnny Dawkins (1st)	1986	Nolan Smith (1st)	2010
David Henderson (1st)	1986	* Kyle Singler (1st)	2010
Robert Brickey (1st)	1988	Kyle Singler (1st)	2011
* Danny Ferry (1st)	1988	* Nolan Smith (1st)	2011
Quin Snyder (2nd)	1988	Seth Curry (2nd)	2011
Danny Ferry (1st)	1989	Miles Plumlee (2nd)	2011
Phil Henderson (1st)	1989	Austin Rivers (2nd)	2012
Christian Laettner (2nd)	1989	Rodney Hood (2nd)	2014
Phil Henderson (1st)	1990	Amile Jefferson (2nd)	2014
Christian Laettner (2nd)	1990	Jabari Parker (1st)	2014
Christian Laettner (1st)	1991	Jahlil Okafor (2nd)	2015
Grant Hill (2nd)	1991	Grayson Allen (2nd)	2016
Greg Koubek (2nd)	1991	Grayson Allen (2nd)	2017
Brian Davis (1st)	1992	Frank Jackson (2nd)	2017
Bobby Hurley (1st)	1992	Amile Jefferson (2nd)	2017
* Christian Laettner (1st)	1992	* Luke Kennard (1st)	2017
Grant Hill (2nd)	1992	Jayson Tatum (1st)	2017
Grant Hill (2nd)	1994	Marvin Bagley III (1st)	2018
Cherokee Parks (2nd)	1994	RJ Barrett (1st)	2019
Trajan Langdon (1st)	1998	Tre Jones (2nd)	2019
Roshown McLeod (1st)	1998	* Zion Williamson (1st)	2019
Chris Carrawell (2nd)	1998	Mark Williams (2nd)	2021
William Avery (1st)	1999	Paolo Banhero (1st)	2022
* Elton Brand (1st)	1999	Wendell Moore Jr. (1st)	2022
Shane Battier (2nd)	1999	* Kyle Filipowski (1st)	<b>2023</b>
Corey Maggette (2nd)	1999	<b>Jeremy Roach (1st)</b>	<b>2023</b>
		Dereck Lively II (2nd)	2023

\* - Named ACC Tournament MVP

**ACC SCHOLAR-ATHLETE OF THE YEAR (1)**

Mason Plumlee 2013  
Presented annually since 2008 to the top scholar-athlete in ACC men's basketball. Named in honor of the late Wake Forest head coach Skip Prosser.

**ALL-ACC ACADEMIC**

(▲ 105 honors by 66 different players)

Jay Buckley	1963
Buzzy Harrison	1963
Jay Buckley	1964
Buzzy Harrison	1964
Denny Fuerguson	1965
Jack Marin	1966
Dick DeVenizio	1969
Rick Katherman	1969
Dick DeVenizio	1970
Rick Katherman	1970
Dick DeVenizio	1971
Gary Melchionni	1972
Bob Fleischer	1974
Bob Fleischer	1975
Terry Chilli	1976
Steve Gray	1977
Mike Gminski	1978
Jim Spanarkel	1978
Mike Gminski	1979
Jim Spanarkel	1979
Bob Bender	1980
Mike Gminski	1980
Chip Engelland	1983
Mark Alarie	1986
Quin Snyder	1987
Quin Snyder	1988
Danny Ferry	1989
Quin Snyder	1989
Bill McCaffrey	1991
Thomas Hill	1993
Antonio Lang	1993
Chris Collins	1995
Erik Meek	1995
Steve Wojciechowski	1995
Matt Christensen	1996
Taymon Domzalski	1996
Todd Singleton	1996
Jeff Capel	1997
Trajan Langdon	1997
Carmen Wallace	1997
Steve Wojciechowski	1997
Shane Battier	1998
Mike Chappell	1998
Taymon Domzalski	1998
Trajan Langdon	1998
Taymon Domzalski	1999
Trajan Langdon	1999
Shane Battier	2000
Mike Dunleavy	2000
Shane Battier	2001
Matt Christensen	2001
Mike Dunleavy	2001
Mike Dunleavy	2002
Dahntay Jones	2002
Jason Williams	2002
Nick Horvath	2003
Chris Duhon	2004
Nick Horvath	2004
Lee Melchionni	2005
J.J. Redick	2005
Greg Paulus	2006
Martynas Pocius	2006
Martynas Pocius	2007
Greg Paulus	2008
Brian Zoubek	2008
Greg Paulus	2009
Brian Zoubek	2009
Ryan Kelly	2010
Brian Zoubek	2010
Ryan Kelly	2011
Mason Plumlee	2011
Kyle Singler	2011
Michael Gbinije	2012
Mason Plumlee	2012



**INDIVIDUAL CONFERENCE HONORS**

TRADITION

Amile Jefferson	2013
Ryan Kelly	2013
* Mason Plumlee	2013
Rasheed Sulaimon	2013
Rodney Hood	2014
Amile Jefferson	2014
Jabari Parker	2014
Grayson Allen	2015
Amile Jefferson	2015
Tyus Jones	2015
Marshall Plumlee	2015
Justise Winslow	2015
Grayson Allen	2016
Chase Jeter	2016
Amile Jefferson	2016
Grayson Allen	2017
Chase Jeter	2017
Grayson Allen	2018
Marvin Bagley III	2018
Jack White	2019
Wendell Moore Jr.	2020
Jack White	2020
Jaemyn Brakefield	2021
Wendell Moore Jr.	2021
DJ Steward	2021
Mark Williams	2021
Mark Williams	2022
<b>Jaylen Blakes</b>	<b>2023</b>
<b>Kyle Filipowski</b>	<b>2023</b>
<b>Jacob Grandison</b>	<b>2023</b>
<b>Ryan Young</b>	<b>2023</b>

\* - Scholar-Athlete of the Year

**ACC ALL-DEFENSIVE TEAM**  
(▲ 32 honors by 21 different players)

Steve Wojciechowski (c)	1997
Shane Battier (c)	1998
Steve Wojciechowski (c)	1998
Chris Carrawell (c)	1999
Shane Battier (m, c)	1999
Chris Carrawell (m, c)	2000
Shane Battier (m, c)	2000
Nate James (c)	2001
Shane Battier (m, c)	2001
Mike Dunleavy (m)	2002
Chris Duhon (m, c)	2002
Dahntay Jones (c)	2002
Dahntay Jones (m, c)	2003
Chris Duhon (m, c)	2004
Shelden Williams (m, c)	2004
Shelden Williams (m, c)	2005
Shelden Williams (m, c)	2006
Josh McRoberts (m)	2007
DeMarcus Nelson (c)	2007
DeMarcus Nelson (m, c)	2008
Gerald Henderson (m, c)	2009
Lance Thomas (m, c)	2010
Nolan Smith (m, c)	2011
Mason Plumlee (c)	2013
Matt Jones	2017
Tre Jones	2019
Zion Williamson	2019
Tre Jones	2020
Jordan Goldwire	2021
Wendell Moore Jr.	2022
Mark Williams	2022
Dereck Lively II	2023

m - media; c - coaches

**ALL-ACC FRESHMAN TEAM**  
(▲ 37 honors by 37 different players)

Chris Collins	1993
Taymon Domzalski	1996
Chris Carrawell	1997
Shane Battier	1998
Corey Maggette	1999
Jason Williams	2000
Carlos Boozer	2000
Chris Duhon	2001
J.J. Redick	2003
Luol Deng	2004
DeMarcus Nelson	2005
Greg Paulus	2006
Josh McRoberts	2006
Jon Scheyer	2007

Kyle Singler	2008
Austin Rivers	2012
Rasheed Sulaimon (m,c)	2013
Jabari Parker (m,c)	2014
Tyus Jones (m,c)	2015
Jahlil Okafor (m,c)	2015
Justise Winslow (m,c)	2015
Brandon Ingram (m,c)	2016
Jayson Tatum	2017
Marvin Bagley III	2018
Wendell Carter Jr.	2018
RJ Barrett	2019
Tre Jones	2019
Zion Williamson	2019
Vernon Carey Jr.	2020
Cassius Stanley	2020
DJ Steward	2021
Paolo Banchemo	2022
AJ Griffin	2022
Trevor Keels	2022
<b>Kyle Filipowski</b>	<b>2023</b>
Dereck Lively II	2023
<b>Tyrese Proctor</b>	<b>2023</b>

m - media; c - coaches

**ACC PLAYER OF THE WEEK**  
(146 honors by 64 different players)

Randy Denton (2)	1970
Randy Denton	1971
Dick DeVenio	1971
Richie O'Connor	1972
Alan Shaw	1972
Chris Redding	1973
Gary Melchionni (2)	1973
Bob Fleischer	1975
Willie Hodge	1976
Mike Gminski (2)	1978
Jim Spanarkel	1978
Mike Gminski	1979
Gene Banks	1979
Mike Gminski (3)	1980
Gene Banks (2)	1981
Vince Taylor	1982
Johnny Dawkins	1984
Mark Alarie	1984
Mark Alarie	1985
Johnny Dawkins	1985
David Henderson (2)	1986
Johnny Dawkins (3)	1986
Mark Alarie	1986
Danny Ferry	1987
Kevin Strickland (2)	1988
Danny Ferry (2)	1988
Danny Ferry (3)	1989
Christian Laettner	1990

**MOST ACC PLAYER OF THE WEEK HONORS (CAREER)**

J.J. Redick	2004-06	11
Danny Ferry	1987-89	6
Mike Gminski	1978-80	6
Elton Brand	1999	5
Johnny Dawkins	1984-86	5
Nolan Smith	2010-11	5
Jason Williams	2000-02	5

**MOST ACC PLAYER OF THE WEEK HONORS (SEASON)**

J.J. Redick	2006	6
Elton Brand	1999	5
J.J. Redick	2005	4
Nolan Smith	2011	4

**MOST ACC ROOKIE OF THE WEEK HONORS (SEASON)**

Jabari Parker	2014	▲10
<b>Kyle Filipowski</b>	<b>2023</b>	<b>9</b>
Austin Rivers	2012	9
Jahlil Okafor	2015	8

▲ ACC record (tied)

**MOST ACC WEEKLY HONORS**

DUKE	Total	Player	Rookie
North Carolina	245	149	96
Virginia	165	85	80
Wake Forest	158	82	76
NC State	150	79	71
Georgia Tech	148	62	86
Clemson	98	47	51
Florida State	64	29	35
Virginia Tech	36	25	11
Miami	33	19	14
Boston College	33	17	16
Syracuse	26	11	15
Notre Dame	21	17	4
Pittsburgh	17	13	4
Louisville	16	11	5
<i>Former members</i>			
Maryland	135	77	58
South Carolina	8	8	0

Bobby Hurley	1991
Thomas Hill (2)	1991
Christian Laettner (3)	1992
Thomas Hill	1992
Cherokee Parks	1994
Antonio Lang	1994
Cherokee Parks (2)	1995
Chris Collins (2)	1996
Greg Newton	1996
Trajan Langdon	1997
Roshown McLeod	1998
Trajan Langdon	1998
William Avery	1999
Elton Brand (5)	1999
Chris Carrawell	2000
Shane Battier	2000
Jason Williams	2000
Shane Battier (3)	2001
Carlos Boozer	2001
Jason Williams	2001
Nate James	2001
Mike Dunleavy	2002
Carlos Boozer (2)	2002
Jason Williams (3)	2002
Dahntay Jones	2003
Daniel Ewing	2003
J.J. Redick	2004
Chris Duhon	2004
J.J. Redick (4)	2005
Shelden Williams	2005
J.J. Redick (6)	2006
Shelden Williams (2)	2006
Josh McRoberts	2007
DeMarcus Nelson	2008
Kyle Singler	2009
Gerald Henderson	2009
Jon Scheyer	2009
Nolan Smith	2010
Jon Scheyer (3)	2010
Kyle Singler	2010
Nolan Smith (4)	2011
Ryan Kelly	2012
Mason Plumlee	2012
Quinn Cook	2013
Mason Plumlee (2)	2013
Seth Curry (2)	2013
Ryan Kelly (2)	2013
Jabari Parker (2)	2014
Rasheed Sulaimon	2014
Jahlil Okafor	2015
Quinn Cook (2)	2015
Grayson Allen (2)	2016
Amile Jefferson	2017
Luke Kennard	2017
Marvin Bagley III (2)	2018
Grayson Allen (2)	2018
Gary Trent Jr.	2018
Zion Williamson (2)	2019
RJ Barrett	2019
Vernon Carey Jr. (2)	2020
Tre Jones (3)	2020

Matthew Hurt (2)	2021
Wendell Moore Jr.	2022
<b>Jeremy Roach</b>	<b>2023</b>

(x) - number of times selected that season

**ACC ROOKIE OF THE WEEK**  
(▲ 156 honors by 58 different players)

Bob Fleischer	1973
Tate Armstrong	1974
Jim Spanarkel (3)	1976
Mike Gminski	1977
Gene Banks (2)	1978
Bob Bender	1978
Chip Engelland	1980
Greg Wendt	1982
Johnny Dawkins (2)	1983
Mark Alarie (2)	1983
Tommy Amaker	1984
Danny Ferry	1986
Phil Henderson	1987
Robert Brickley	1987
Christian Laettner (2)	1989
Bobby Hurley (2)	1990
Bill McCaffrey	1990
Jeff Capel (2)	1994
Shane Battier	1998
Elton Brand	1998
Corey Maggette (2)	1999
Carlos Boozer (2)	2000
Jason Williams (2)	2000
Chris Duhon (4)	2001
J.J. Redick	2003
Luol Deng (6)	2004
DeMarcus Nelson	2005
Greg Paulus (2)	2006
Jon Scheyer (3)	2007
Kyle Singler (4)	2008
Elliot Williams	2009
Kyrie Irving (3)	2011
Austin Rivers (9)	2012
Quinn Cook (2)	2012
Rasheed Sulaimon (2)	2013
Jabari Parker (10)	2014
Jahlil Okafor (8)	2015
Tyus Jones (4)	2015
Justise Winslow	2015
Brandon Ingram (4)	2016
Luke Kennard	2016
Frank Jackson	2017
Jayson Tatum (3)	2017
Marvin Bagley III (7)	2018
Wendell Carter Jr. (3)	2018
Gary Trent Jr.	2018
Zion Williamson (5)	2019
RJ Barrett (4)	2019
Tre Jones	2019
Vernon Carey Jr. (5)	2020
Matthew Hurt	2020
Jalen Johnson (2)	2021
DJ Steward (2)	2021
Paolo Banchemo (6)	2022
AJ Griffin (2)	2022
Trevor Keels (2)	2022
<b>Kyle Filipowski (9)</b>	<b>2023</b>
Dereck Lively II	2023

(x) - number of times selected that season

**INDIVIDUAL HONORS**

**All-District Honors**

**DISTRICT PLAYER OF THE YEAR (16)**

Mike Gminski	1979
Christian Laettner	1991
Christian Laettner	1992
Chris Carrawell	2000
Shane Battier	2001
Jason Williams	2002
Chris Duhon	2004
J.J. Redick	2006
Nolan Smith	2011
Mason Plumlee	2013
Jabari Parker	2014
Jahlil Okafor	2015
Marvin Bagley III	2018
Zion Williamson	2019
Vernon Carey Jr.	2020
Matthew Hurt	2021

USBWA<sup>1</sup>

**ALL-DISTRICT TEAM (116)**

Dick Groat	21951
Dick Groat	21952
Rudy D'Emilio	21954
Ronnie Mayer	21956
Art Heyman	121961
Art Heyman	121962
Jeff Mullins	21962
Art Heyman	121963
Jeff Mullins	121963
Jeff Mullins	121964
Hack Tison	11964
Jack Marin	21965
Bob Verga	21965
Jack Marin	121966
Bob Verga	121966
Mike Lewis	21966
Bob Verga	121967
Mike Lewis	21967
Mike Lewis	121968
Randy Denton	11970
Randy Denton	21971
Tate Armstrong	21976
Tate Armstrong	21977
Mike Gminski	121978
Jim Spanarkel	121978
Mike Gminski	121979
Jim Spanarkel	121979
Gene Banks	21979
Mike Gminski	121980
Gene Banks	121980
Gene Banks	121981
Vince Taylor	121982
Johnny Dawkins	21983
Johnny Dawkins	121984
Mark Alarie	121984
Johnny Dawkins	121985
Mark Alarie	121985
Johnny Dawkins	121986
Mark Alarie	21986
Danny Ferry	11987
Tommy Amaker	121987
Danny Ferry	121988
Kevin Strickland	11988
Danny Ferry	121989
Christian Laettner	121990
Phil Henderson	121990
Christian Laettner	121991
Christian Laettner	121992
Bobby Hurley	121992
Grant Hill	121992
Bobby Hurley	121993
Grant Hill	121993
Grant Hill	121994
Cherokee Parks	121995
Trajan Langdon	21997
Trajan Langdon	121998
Roshown McLeod	121998
Elton Brand	21999
Trajan Langdon	21999
Will Avery	21999
Chris Carrawell	122000
Shane Battier	122000
Jason Williams	2000

Jason Williams	122001
Shane Battier	122001
Jason Williams	122002
Mike Dunleavy	122002
Carlos Boozer	122002
Dante Jones	22003
Loul Deng	12004
Chris Duhon	122004
J.J. Redick	122004
Shelden Williams	122004
J.J. Redick	122005
Shelden Williams	122005
J.J. Redick	122006
Shelden Williams	122006
Josh McRoberts	22007
DeMarcus Nelson	122008
Kyle Singler	122008
Gerald Henderson	122009
Kyle Singler	122009
Jon Scheyer	122010
Kyle Singler	122010
Nolan Smith	122010
Kyle Singler	122011
Nolan Smith	122011
Seth Curry	12012
Mason Plumlee	122012
Austin Rivers	122012
Seth Curry	122013
Mason Plumlee	122013
Rodney Hood	122014
Jabari Parker	122014
Quinn Cook	122015
Tyus Jones	12015
Jahlil Okafor	122015
Justise Winslow	12015
Grayson Allen	12016
Brandon Ingram	12016
Luke Kennard	22016
Luke Kennard	122017
Jayson Tatum	12017
Grayson Allen	12018
Marvin Bagley III	122018
Wendell Carter Jr.	122018
RJ Barrett	122019
Zion Williamson	122019
Vernon Carey Jr.	122020
Tre Jones	122020
Matthew Hurt	122021
Paolo Banchero	122022
Wendell Moore Jr.	122022
Mark Williams	12022
Kyle Filipowski	122023

**DISTRICT COACH OF THE YEAR (10)**

Bill Foster	21978
Mike Krzyzewski	21984
Mike Krzyzewski	21986
Mike Krzyzewski	21992
Mike Krzyzewski	21994
Mike Krzyzewski	21999
Mike Krzyzewski	22000
Mike Krzyzewski	12008
Mike Krzyzewski	22011
Mike Krzyzewski	12013

USBWA<sup>1</sup>, NABC<sup>2</sup>

**In-Season Tournament/MTE Honors**

**2K EMPIRE CLASSIC ALL-TOURNAMENT**

Chris Carrawell	1999
* Kyle Singler	2008
Gerald Henderson	2008
* Grayson Allen	2015
Derryck Thornton	2015
* Vernon Carey Jr.	2019
Tre Jones	2019
Cassius Stanley	2019

\* - Named Most Valuable Player

**BATTLE 4 ATLANTIS ALL-TOURNAMENT**

* Quinn Cook	2012
Mason Plumlee	2012

\* - Named Most Valuable Player

**BIG FOUR ALL-TOURNAMENT**

Randy Denton	1970
Richie O'Connor	1971
Gary Melchionni	1972
Chris Redding	1972
Bob Fleischer	1973
Bob Fleischer	1974
Jim Spanarkel	1977
* Mike Gminski	1978
Jim Spanarkel	1978
* Mike Gminski	1979
Gene Banks	1979

\* - Named Most Valuable Player

**CAROLINA CLASSIC ALL-TOURNAMENT**

Bob Fleischer	1974
---------------	------

**CBE CLASSIC ALL-TOURNAMENT**

DeMarcus Nelson	2006
* Kyrie Irving	2010
Mason Plumlee	2010

\* - Named Most Valuable Player

**COACHES VS. CANCER CLASSIC ALL-TOURNAMENT**

* Quinn Cook	2014
Jahlil Okafor	2014
Justise Winslow	2014

\* - Named Most Valuable Player

**DUKE VETERANS DAY WEEKEND SHOWCASE**

* Wendell Moore Jr.	2022
---------------------	------

\* - Named Most Valuable Player

**ECAC HOLIDAY FESTIVAL ALL-TOURNAMENT**

Jim Spanarkel	1978
---------------	------

**FIESTA BOWL CLASSIC ALL-TOURNAMENT**

Kevin Strickland	1987
------------------	------

**GREAT ALASKA SHOOTOUT ALL-TOURNAMENT**

Chris Collins	1995
Jeff Capel	1995
Ricky Price	1995
* William Avery	1998
Trajan Langdon	1998
Elton Brand	1998
Chris Duhon	2003
Luol Deng	2003

\* - Named Most Valuable Player

**HALL OF FAME TIP-OFF ALL-TOURNAMENT**

Amile Jefferson	2016
* Luke Kennard	2016

\* - Named Most Valuable Player

**INDUSTRIAL NATIONAL CLASSIC ALL-TOURNAMENT**

* Mike Gminski	1979
----------------	------

\* - Named Most Valuable Player

**IRON DUKE CLASSIC ALL-TOURNAMENT**

* Gene Banks	1980
Tom Emma	1980
Vince Taylor	1980
Chip Engelland	1981
Vince Taylor	1981

\* - Named Most Valuable Player

**MAUI INVITATIONAL ALL-TOURNAMENT**

* Bobby Hurley	1992
* Steve Wojciechowski	1997
* Mike Dunleavy	2001
Jason Williams	2001
DeMarcus Nelson	2007
* Kyle Singler	2007
Austin Rivers	2011
* Ryan Kelly	2011
RJ Barrett	2018
Tre Jones	2018

\* - Named Most Valuable Player

All-Tournament Teams began in 2000

**NIT SEASON TIPOFF ALL-TOURNAMENT**

* David Henderson	1985
Mark Alarie	1985
Johnny Dawkins	1985
Trajan Langdon	1996
Gene Banks	2000
Jason Williams	2000
J.J. Redick	2005
* Shelden Williams	2005
Jon Scheyer	2009
* Nolan Smith	2009
Rodney Hood	2013
Jabari Parker	2013

\* - Named Most Valuable Player

**PK80 INVITATIONAL ALL-TOURNAMENT**

* Marvin Bagley III	2018
---------------------	------

\* - Named Most Valuable Player

**RAINBOW CLASSIC ALL-TOURNAMENT**

Phil Henderson	1989
Bobby Hurley	1989
Christian Laettner	1989

**SUGAR BOWL ALL-TOURNAMENT**

Randy Denton	1968
* Gene Banks	1980
Kenny Dennard	1980

\* - Named Most Valuable Player

**TIP-OFF CLASSIC ALL-TOURNAMENT**

* Danny Ferry	1988
---------------	------

\* - Named Most Valuable Player

**TROJAN-BUD LIGHT CLASSIC ALL-TOURNAMENT**

* Johnny Dawkins	1984
David Henderson	1984

\* - Named Most Valuable Player



**ANNUAL TEAM HONORS**

**TRADITION**

**SWETT-BAYLIN AWARD**

*Given to the most valuable player as selected by the team. Established by Dr. George Baylin in memory of Dr. and Mrs. Francis Swett. Dr. Swett was a Duke faculty member and ardent basketball fan.*

Dick Groat	1952
Rudy D'Emilio	1953
Bernie Janicki	1954
Ronnie Mayer	1955
Joe Belmont	1956
Bobby Joe Harris	1957
Paul Schmidt	1958
Howard Hurt	1959
Doug Kistler	1960
Art Heyman	1961
Art Heyman	1962
Art Heyman	1963
Jeff Mullins	1964
Denny Ferguson	1965
Jack Marin	1966
Steve Vacendak	1966
Bob Verga	1967
Mike Lewis	1968
Fred Lind	1969
Randy Denton	1970
Randy Denton	1971
Alan Shaw	1972
Gary Melchionni	1973
Bob Fleischer	1974
Bob Fleischer	1975
Tate Armstrong	1976
Tate Armstrong	1977
Jim Spanarkel	1977
Gene Banks	1978
Mike Gminski	1978
Jim Spanarkel	1978
Mike Gminski	1979
Jim Spanarkel	1979
Gene Banks	1980
Mike Gminski	1980
Gene Banks	1981
Kenny Dennard	1981
Vince Taylor	1982
Johnny Dawkins	1983
Mark Alarie	1984
Johnny Dawkins	1984
Johnny Dawkins	1985
Johnny Dawkins	1986
Tommy Amaker	1987
Danny Ferry	1987
Danny Ferry	1988
Danny Ferry	1989
Phil Henderson	1990
Christian Laettner	1990
Bobby Hurley	1991
Christian Laettner	1991
Bobby Hurley	1992
Christian Laettner	1992
Bobby Hurley	1993
Grant Hill	1994
Erik Meek	1995
Cherokee Parks	1995
Chris Collins	1996
Steve Wojciechowski	1997
Roshown McLeod	1998
Elton Brand	1999
Trajan Langdon	1999
Shane Battier	2000
Chris Carrawell	2000
Shane Battier	2001
Jason Williams	2001
Jason Williams	2002
Mike Dunleavy	2002
Dahntay Jones	2003
Chris Duhon	2004
Daniel Ewing	2005
J.J. Redick	2005
Shelden Williams	2005
J.J. Redick	2006
Shelden Williams	2006
Josh McRoberts	2007
DeMarcus Nelson	2007

DeMarcus Nelson	2008
Gerald Henderson	2009
Jon Scheyer	2009
Kyle Singler	2009
Jon Scheyer	2010
Kyle Singler	2010
Nolan Smith	2010
Lance Thomas	2010
Brian Zoubek	2010
Kyle Singler	2011
Nolan Smith	2011
Seth Curry	2013
Ryan Kelly	2013
Mason Plumlee	2013
Jabari Parker	2014
Quinn Cook	2015
Jahlil Okafor	2015
Grayson Allen	2016
Brandon Ingram	2016
Luke Kennard	2017
Jayson Tatum	2017
Marvin Bagley III	2018
RJ Barrett	2019
Zion Williamson	2019
Vernon Carey Jr.	2020
Tre Jones	2020
<i>No team awards selected</i>	2021
Paolo Banchemo	2022
Wendell Moore Jr.	2022
Mark Williams	2022
<b>Kyle Filipowski</b>	<b>2023</b>
<b>Jeremy Roach</b>	<b>2023</b>

**GLENN E. "TED" MANN JR. AWARD**

*Presented by Kappa Sigma fraternity to the player voted by his teammates as contributing the most to team morale. The award is dedicated to the memory of Ted Mann Jr., a member of the Duke basketball team who died in a swimming accident on September 12, 1964, just prior to his senior year at Duke.*

Ron Herbster	1965
Jim Liccardo	1966
Stuart McKaig	1967
Tim Kolodziej	1968
Steve Vandenberg	1969
Don Blackman	1970
Alan Shaw	1971
Pat Doughty	1972
Pete Kramer	1973
Terry Chilli	1974
Terry Chilli	1975
Dave O'Connell	1976
Scott Goetsch	1977
Bruce Bell	1978
Scott Goetsch	1979
Jim Corrigan	1980
Jim Suddath	1981
Todd Anderson	1982

Mike Tissaw	1983
Richard Ford	1984
Todd Anderson	1985
Billy King	1986
Robert Brickey	1987
John Smith	1988
John Smith	1989
Brian Davis	1990
Brian Davis	1991
Antonio Lang	1992
Marty Clark	1993
Marty Clark	1994
Steve Wojciechowski	1995
Steve Wojciechowski	1996
Justin Caldbeck	1997
Jay Heaps	1997
Todd Singleton	1997
Todd Singleton	1998
Nate James	1999
Mike Dunleavy	2000
Dahntay Jones	2001
J.D. Simpson	2001
Daniel Ewing	2002
Andre Buckner	2003
Sean Dockery	2004
Lee Melchionni	2005
Patrick Johnson	2006
David McClure	2007
Jon Scheyer	2008
Elliot Williams	2009
Miles Plumlee	2010
Tyler Thornton	2011
Josh Hairston	2012
Tyler Thornton	2013
Tyler Thornton	2014
Marshall Plumlee	2015
Harry Giles	2017
Antonio Vrankovic	2017
Justin Robinson	2018
Antonio Vrankovic	2019
Justin Robinson	2020
<i>No team awards selected</i>	2021
Theo John	2022
<b>Jaylen Blakes</b>	<b>2023</b>

**THE PAGLIUCA FAMILY COACHES' AWARD**

*Presented to the player exemplifying the commitment and values of Duke Basketball while displaying overall improvement as selected by the coaching staff.*

Ricky Price	1998
Chris Carrawell	1999
Nate James	2000
Nate James	2001
Matt Christensen	2002
Daniel Ewing	2003
Nick Horvath	2004
Patrick Davidson	2005

Patrick Johnson	2005
Ross Perkins	2006
Joe Pagliuca	2007
Gerald Henderson	2008
Lance Thomas	2009
Nolan Smith	2010
Ryan Kelly	2011
Tyler Thornton	2012
Seth Curry	2013
Rodney Hood	2014
Matt Jones	2015
Marshall Plumlee	2016
Frank Jackson	2017
Marques Bolden	2018
Javin DeLaurier	2018
Javin DeLaurier	2019
Jordan Goldwire	2020
<i>No team awards selected</i>	2021
AJ Griffin	2022
Trevor Keels	2022
<b>Jeremy Roach</b>	<b>2022</b>
<b>Mark Mitchell</b>	<b>2023</b>

**DR. DERYL HART AWARD**

*Presented to the team's top scholar-athlete.*

Terry Chilli	1976
Rick Mainwaring	1977
Steve Gray	1978
Mike Gminski	1979
Mike Gminski	1980
Jim Suddath	1981
Chip Engelland	1982
Chip Engelland	1983
Jay Bryan	1984
Jay Bryan	1985
Mark Alarie	1986
Quin Snyder	1987
Quin Snyder	1988
Quin Snyder	1989
Crawford Palmer	1990
Crawford Palmer	1991
Bobby Hurley	1992
Thomas Hill	1993
Antonio Lang	1994
Erik Meek	1995
Trajan Langdon	1996
Taymon Domzalski	1997
Trajan Langdon	1998
Shane Battier	1999
Shane Battier	2000
Shane Battier	2001
Matt Christensen	2002
Nick Horvath	2003
Nick Horvath	2004
Joe Pagliuca	2005
Joe Pagliuca	2006
Joe Pagliuca	2007
Greg Paulus	2008
Greg Paulus	2009
Brian Zoubek	2010
Mason Plumlee	2011
Mason Plumlee	2012
Mason Plumlee	2013
Amile Jefferson	2014
Amile Jefferson	2015
Grayson Allen	2016
Grayson Allen	2017
Amile Jefferson	2017
Grayson Allen	2018
Jack White	2019
Jack White	2020
<i>No team awards selected</i>	2021
Michael Savarino	2022
<b>Jaylen Blakes</b>	<b>2023</b>



*Mason Plumlee was presented the Skip Prosser Award in 2013 as the ACC's top scholar-athlete and is a three-time winner of the team's Dr. Deryl Hart Award as the Blue Devils' top scholar-athlete.*

# ANNUAL TEAM HONORS

TRADITION

## BEST DEFENSIVE PLAYER AWARD

Steve Wojciechowski	1997
Shane Battier	1998
Steve Wojciechowski	1998
Shane Battier	1999
Chris Carrawell	1999
Shane Battier	2000
Chris Carrawell	2000
Shane Battier	2001
Chris Duhon	2001
Dahntay Jones	2002
Casey Sanders	2003
Chris Duhon	2004
Shelden Williams	2005
Shelden Williams	2006
DeMarcus Nelson	2007
DeMarcus Nelson	2008
Gerald Henderson	2009
Kyle Singler	2010
Lance Thomas	2010
Kyle Singler	2011
Tyler Thornton	2012
Ryan Kelly	2013
Rodney Hood	2014
Justise Winslow	2015
Matt Jones	2017
Wendell Carter Jr.	2018
Tre Jones	2019
Jordan Goldwire	2020
Tre Jones	2020
<i>No team awards selected</i>	2021
Mark Williams	2022
Dereck Lively II	2023

## BILL KRZYZEWSKI CAPTAINS' AWARD

*Presented to the team captains.*

Jeff Capel	1997
Greg Newton	1997
Carmen Wallace	1997
Trajan Langdon	1998
Roshown McLeod	1998
Steve Wojciechowski	1998
Trajan Langdon	1999
Shane Battier	2000
Chris Carrawell	2000
Nate James	2000
Shane Battier	2001
Nate James	2001
J.D. Simpson	2001
Carlos Boozer	2002
Mike Dunleavy	2002
Jason Williams	2002
Chris Duhon	2003
Nick Horvath	2003
Dahntay Jones	2003
Chris Duhon	2004
Daniel Ewing	2004
Nick Horvath	2004
Daniel Ewing	2005
Reggie Love	2005
J.J. Redick	2005
Sean Dockery	2006
Lee Melchionni	2006
J.J. Redick	2006
Shelden Williams	2006
Josh McRoberts	2007
DeMarcus Nelson	2007
Greg Paulus	2007
DeMarcus Nelson	2008
Gerald Henderson	2009
Greg Paulus	2009
Jon Scheyer	2009
Jon Scheyer	2010
Lance Thomas	2010
Nolan Smith	2011
Kyle Singler	2011
Miles Plumlee	2012
Seth Curry	2013
Ryan Kelly	2013
Mason Plumlee	2013
Josh Hairston	2014
Rodney Hood	2014
Tyler Thornton	2014



*Amile Jefferson was a three-time team captain for the Blue Devils*

Quinn Cook	2015	Scott Naturman	2007
Amile Jefferson	2015	Chris Lauten	2008
Matt Jones	2016	Joey McMahon	2009
Amile Jefferson	2016	Griffin Tormey	2009
Marshall Plumlee	2016	Eric Skeffington	2010
Amile Jefferson	2017	Sarah Helfer	2011
Matt Jones	2017	Pat Thompson	2011
Grayson Allen	2018	John McGinty	2012
Javin DeLaurier	2019	Kyle Mumma	2012
Jack White	2019	Kate Wheelock	2012
Javin DeLaurier	2020	John McGinty	2013
Tre Jones	2020	Kyle Mumma	2013
Justin Robinson	2020	Kate Wheelock	2013
Jack White	2020	Scott Lamson	2014
<i>No team awards selected</i>	2021	Jamie Stark	2014
Joey Baker	2022	Ian McKiernan	2015
Wendell Moore Jr.	2022	Derek Rhodes	2015
<b>Jeremy Roach</b>	<b>2023</b>	Mike Stosky	2015
<b>GOPAL VARADHAN</b>		Graham Vehovec	2015
<i>Presented to the team's top upperclassman manager.</i>		Ryan Kelly	2016
Kirsten Green	1997	Alessandro Sant'Albano	2016
Lee Rashman	1997	Alex Blutman	2017
Luci Pitzer	1998	Drew Goldstein	2017
Glenn Toomayan	1999	Jon Payne	2017
Josh Berger	2000	Michael Karamardian	2018
Kenny King	2000	Zach Marcus	2018
Kevin Marchetti	2000	Zack Spiera	2018
Anne Wilson	2000	Shane Turner	2018
Wynter Galindez	2001	David Karamardian	2019
Lisa Kalich	2001	Mike McAloon	2019
Shaun Rogers	2002	Ronald Dombroski	2020
Nick Arison	2003	Neb Tibebu	2020
Max Perkins	2004	Michael Scheinert	2020
Brian DeStefano	2005	Jack Tauber	2020
Mike Egan	2005	Grayson Sherr	2022
Josh Makaron	2005	Kai Shimojo	2022
Mike Morrell	2005	Christopher Simmons	2022
Charlie Rohlf	2005	Julia Bateman	2023
Thayer Swallen	2005	Dylan Geller	2023
Amanda Green	2006	Leonardo Nicastro	2023
Kevin Cullen	2007	Andrew Weatherman	2023
Chris Lauten	2007		



## NCAA TOURNAMENT RESULTS

## 1955 | EAST REGIONAL

First Round	3/8	New York, N.Y.	Villanova	L	73-74	22 - Tobin
-------------	-----	----------------	-----------	---	-------	------------

## 1960 | EAST REGIONAL

First Round	3/8	New York, N.Y.	Princeton	W	84-60	26 - Kistler
Reg. Semifinal	3/11	Charlotte, N.C.	St. Joseph's	W	58-56	22 - Youngkin
Reg. Final	3/12	Charlotte, N.C.	New York Univ.	L	59-74	20 - Kistler

## 1963 | EAST REGIONAL

Reg. Semifinal	3/15	College Park, Md.	New York Univ.	W	81-76	25 - Mullins
Reg. Final	3/16	College Park, Md.	St. Joseph's	W	73-59	24 - Mullins
Nat. Semifinal	3/22	Louisville, Ky.	Loyola Chicago	L	75-94	29 - Heyman
Nat. Consol.	3/23	Louisville, Ky.	Oregon State	W	85-63	22 - Heyman

## 1964 | EAST REGIONAL

Reg. Semifinal	3/13	Raleigh, N.C.	Villanova	W	87-73	43 - Mullins
Reg. Final	3/14	Raleigh, N.C.	Connecticut	W	101-54	30 - Mullins
Nat. Semifinal	3/20	Kansas City, Mo.	Michigan	W	91-80	25 - Buckley
Nat. Final	3/21	Kansas City, Mo.	UCLA	L	83-98	22 - Mullins

## 1966 | EAST REGIONAL

Reg. Semifinal	3/11	Raleigh, N.C.	St. Joseph's	W	76-74	22 - Verga
Reg. Final	3/12	Raleigh, N.C.	Syracuse	W	91-81	22 - Marin
Nat. Semifinal	3/18	College Park, Md.	Kentucky	L	79-83	29 - Marin
Nat. Consol.	3/19	College Park, Md.	Utah	W	79-77	23 - Marin

## 1978 | EAST REGIONAL

First Round	3/12	Charlotte, N.C.	Rhode Island	W	63-62	25 - Gminski
Reg. Semifinal	3/17	Providence, R.I.	Pennsylvania	W	84-80	21 - two players
Reg. Final	3/19	Providence, R.I.	Villanova	W	90-72	23 - Spanarkel
Nat. Semifinal	3/25	St. Louis, Mo.	Notre Dame	W	90-86	29 - Gminski
Nat. Final	3/27	St. Louis, Mo.	Kentucky	L	88-94	22 - Banks

## 1979 | EAST REGIONAL SEED: #2

Second Round	3/11	Raleigh, N.C.	St. John's <sup>10E</sup>	L	78-80	24 - Banks
--------------	------	---------------	---------------------------	---	-------	------------

## 1980 | MIDEAST REGIONAL SEED: #4

Second Round	3/8	W. Lafayette, Ind.	Pennsylvania <sup>12ME</sup>	W	52-42	19 - Gminski
Reg. Semifinal	3/13	Lexington, Ky.	Kentucky <sup>10E</sup>	W	55-54	17 - Gminski
Reg. Final	3/15	Lexington, Ky.	Purdue <sup>6ME</sup>	L	60-68	17 - Gminski

## 1984 | WEST REGIONAL SEED: #3

Second Round	3/18	Pullman, Wash.	Washington <sup>6W</sup>	L	78-80	22 - Dawkins
--------------	------	----------------	--------------------------	---	-------	--------------

## 1985 | MIDWEST REGIONAL SEED: #3

First Round	3/15	Houston, Texas	Pepperdine <sup>14MW</sup>	W	75-62	22 - Henderson
Second Round	3/17	Houston, Texas	Boston College <sup>10MW</sup>	L	73-74	18 - Dawkins

## 1986 | EAST REGIONAL SEED: #1

First Round	3/13	Greensboro, N.C.	Mississippi Valley St. <sup>16E</sup>	W	85-78	27 - Dawkins
Second Round	3/15	Greensboro, N.C.	Old Dominion <sup>9E</sup>	W	89-61	25 - Dawkins
Reg. Semifinal	3/21	E. Rutherford, N.J.	DePaul <sup>12E</sup>	W	74-67	25 - Dawkins
Reg. Final	3/23	E. Rutherford, N.J.	Navy <sup>7E</sup>	W	71-50	28 - Dawkins
Nat. Semifinal	3/29	Dallas, Texas	Kansas <sup>10W</sup>	W	71-67	24 - Dawkins
Nat. Final	3/31	Dallas, Texas	Louisville <sup>2W</sup>	L	69-72	24 - Dawkins

## 1987 | MIDWEST REGIONAL SEED: #5

First Round	3/12	Indianapolis, Ind.	Texas A&M <sup>12MW</sup>	W	58-51	20 - Strickland
Second Round	3/14	Indianapolis, Ind.	Xavier <sup>13MW</sup>	W	65-60	20 - Amaker
Reg. Semifinal	3/20	Cincinnati, Ohio	Indiana <sup>10W</sup>	L	82-88	23 - Amaker

## 1988 | EAST REGIONAL SEED: #2

First Round	3/17	Chapel Hill, N.C.	Boston U. <sup>15E</sup>	W	85-69	21 - Ferry
Second Round	3/19	Chapel Hill, N.C.	SMU <sup>7E</sup>	W	94-79	31 - Strickland
Reg. Semifinal	3/24	E. Rutherford, N.J.	Rhode Island <sup>10E</sup>	W	73-72	17 - Ferry
Reg. Final	3/26	E. Rutherford, N.J.	Temple <sup>9E</sup>	W	63-53	21 - Strickland
Nat. Semifinal	4/2	Kansas City, Mo.	Kansas <sup>6MW</sup>	L	59-66	19 - Ferry

## 1989 | EAST REGIONAL SEED: #2

First Round	3/16	Greensboro, N.C.	South Carolina State <sup>15E</sup>	W	90-69	22 - Henderson
Second Round	3/18	Greensboro, N.C.	West Virginia <sup>7E</sup>	W	70-63	20 - Ferry
Reg. Semifinal	3/24	E. Rutherford, N.J.	Minnesota <sup>9E</sup>	W	87-70	21 - two players
Reg. Final	3/26	E. Rutherford, N.J.	Georgetown <sup>9E</sup>	W	85-77	24 - Laettner
Nat. Semifinal	4/1	Seattle, Wash.	Seton Hall <sup>10W</sup>	L	78-95	34 - Ferry

## 1990 | EAST REGIONAL SEED: #3

First Round	3/16	Atlanta, Ga.	Richmond <sup>14E</sup>	W	81-46	22 - Abdelnaby
Second Round	3/18	Atlanta, Ga.	St. John's <sup>6E</sup>	W	76-72	22 - Brickey
Reg. Semifinal	3/22	E. Rutherford, N.J.	UCLA <sup>7E</sup>	W	90-81	28 - Henderson
Reg. Final	3/24	E. Rutherford, N.J.	Connecticut <sup>9E</sup>	W	79-78	27 - Abdelnaby
Nat. Semifinal	3/31	Denver, Colo.	Arkansas <sup>10MW</sup>	W	97-83	28 - Henderson
Nat. Final	4/2	Denver, Colo.	UNLV <sup>10W</sup>	L	73-103	21 - Henderson

## 1991 | MIDWEST REGIONAL SEED: #2 | NATIONAL CHAMPION

First Round	3/14	Minneapolis, Minn.	Louisiana-Monroe <sup>15MW</sup>	W	102-73	22 - Laettner
Second Round	3/16	Minneapolis, Minn.	Iowa <sup>10W</sup>	W	85-70	19 - Laettner
Reg. Semifinal	3/22	Pontiac, Mich.	Connecticut <sup>10MW</sup>	W	81-67	19 - Laettner
Reg. Final	3/24	Pontiac, Mich.	St. John's <sup>6MW</sup>	W	78-61	20 - Hurley
Nat. Semifinal	3/30	Indianapolis, Ind.	UNLV <sup>10W</sup>	W	79-77	28 - Laettner
Nat. Final	4/1	Indianapolis, Ind.	Kansas <sup>15E</sup>	W	72-65	18 - Laettner

## 1992 | EAST REGIONAL SEED: #1 | NATIONAL CHAMPION

First Round	3/19	Greensboro, N.C.	Campbell <sup>16E</sup>	W	82-56	22 - Laettner
Second Round	3/21	Greensboro, N.C.	Iowa <sup>9E</sup>	W	75-62	21 - Davis
Reg. Semifinal	3/26	Philadelphia, Pa.	Seton Hall <sup>16E</sup>	W	81-69	16 - two players
Reg. Final	3/28	Philadelphia, Pa.	Kentucky (ot) <sup>2E</sup>	W	104-103	31 - Laettner
Nat. Semifinal	4/4	Minneapolis, Minn.	Indiana <sup>2W</sup>	W	81-78	26 - Hurley
Nat. Final	4/6	Minneapolis, Minn.	Michigan <sup>6SE</sup>	W	71-51	19 - Laettner

## 1993 | MIDWEST REGIONAL SEED: #3

First Round	3/18	Chicago, Ill.	Southern Illinois <sup>14MW</sup>	W	105-70	25 - Hurley
Second Round	3/20	Chicago, Ill.	California <sup>6MW</sup>	L	77-82	32 - Hurley

## 1994 | SOUTHEAST REGIONAL SEED: #2

First Round	3/18	St. Petersburg, Fla.	Texas Southern <sup>15SE</sup>	W	82-70	20 - Collins
Second Round	3/20	St. Petersburg, Fla.	Michigan State <sup>7SE</sup>	W	85-74	25 - Hill
Reg. Semifinal	3/24	Knoxville, Tenn.	Marquette <sup>6SE</sup>	W	59-49	22 - Hill
Reg. Final	3/26	Knoxville, Tenn.	Purdue <sup>9SE</sup>	W	69-60	19 - two players
Nat. Semifinal	4/2	Charlotte, N.C.	Florida <sup>3E</sup>	W	70-65	25 - Hill
Nat. Final	4/4	Charlotte, N.C.	Arkansas <sup>10W</sup>	L	72-76	15 - Lang

## 1996 | SOUTHEAST REGIONAL SEED: #8

First Round	3/14	Indianapolis, Ind.	Eastern Michigan <sup>9SE</sup>	L	60-75	15 - two players
-------------	------	--------------------	---------------------------------	---	-------	------------------

## 1997 | SOUTHEAST REGIONAL SEED: #2

First Round	3/14	Charlotte, N.C.	Murray State <sup>15SE</sup>	W	71-68	25 - Capel
Second Round	3/16	Charlotte, N.C.	Providence <sup>10SE</sup>	L	87-98	26 - Capel

## 1998 | SOUTH REGIONAL SEED: #1

First Round	3/13	Lexington, Ky.	Radford <sup>16S</sup>	W	99-63	23 - McLeod
Second Round	3/15	Lexington, Ky.	Oklahoma State <sup>8S</sup>	W	79-73	22 - McLeod
Reg. Semifinal	3/20	St. Petersburg, Fla.	Syracuse <sup>5S</sup>	W	80-67	20 - Brand
Reg. Final	3/22	St. Petersburg, Fla.	Kentucky <sup>2S</sup>	L	84-86	19 - McLeod

## 1999 | EAST REGIONAL SEED: #1

First Round	3/12	Charlotte, N.C.	Florida A&M <sup>16E</sup>	W	99-58	17 - Brand
Second Round	3/14	Charlotte, N.C.	Tulsa <sup>9E</sup>	W	97-56	19 - Avery
Reg. Semifinal	3/19	E. Rutherford, N.J.	Missouri State <sup>12E</sup>	W	78-61	24 - Langdon
Reg. Final	3/21	E. Rutherford, N.J.	Temple <sup>6E</sup>	W	85-64	23 - Langdon
Nat. Semifinal	3/27	St. Petersburg, Fla.	Michigan State <sup>10W</sup>	W	68-62	18 - Brand
Nat. Final	3/29	St. Petersburg, Fla.	Connecticut <sup>10W</sup>	L	74-77	25 - Langdon

## 2000 | EAST REGIONAL SEED: #1

First Round	3/17	Winston-Salem, N.C.	Lamar <sup>16E</sup>	W	82-55	18 - Williams
Second Round	3/19	Winston-Salem, N.C.	Kansas <sup>9E</sup>	W	69-64	21 - Battier
Reg. Semifinal	3/24	Syracuse, N.Y.	Florida <sup>5E</sup>	L	78-87	20 - Battier

## 2001 | EAST REGIONAL SEED: #1 | NATIONAL CHAMPION

First Round	3/15	Greensboro, N.C.	Monmouth <sup>16E</sup>	W	95-52	22 - Williams
Second Round	3/17	Greensboro, N.C.	Missouri <sup>9E</sup>	W	94-81	31 - Williams
Reg. Semifinal	3/22	Philadelphia, Pa.	UCLA <sup>16E</sup>	W	76-63	34 - Williams
Reg. Final	3/24	Philadelphia, Pa.	Southern Cal <sup>16E</sup>	W	79-69	28 - Williams
Nat. Semifinal	3/31	Minneapolis, Minn.	Maryland <sup>20W</sup>	W	95-84	25 - Battier
Nat. Final	4/2	Minneapolis, Minn.	Arizona <sup>20W</sup>	W	82-72	21 - Dunleavy

## 2002 | SOUTH REGIONAL SEED: #1

First Round	3/14	Greenville, S.C.	Winthrop <sup>16S</sup>	W	84-37	19 - two players
Second Round	3/16	Greenville, S.C.	Notre Dame <sup>8S</sup>	W	84-77	18 - two players
Reg. Semifinal	3/21	Lexington, Ky.	Indiana <sup>5S</sup>	L	73-74	19 - Boozer

## 2003 | WEST REGIONAL SEED: #3

First Round	3/20	Salt Lake City, Utah	Colorado State <sup>14W</sup>	W	67-57	23 - Jones
Second Round	3/22	Salt Lake City, Utah	Central Michigan <sup>10W</sup>	W	86-60	28 - Jones
Reg. Semifinal	3/27	Anaheim, Calif.	Kansas <sup>2W</sup>	L	65-69	23 - Jones

## 2004 | ATLANTA (SOUTH) REGIONAL SEED: #1

First Round	3/18	Raleigh, N.C.	Alabama State <sup>16S</sup>	W	96-61	20 - Randolph
Second Round	3/20	Raleigh, N.C.	Seton Hall <sup>15S</sup>	W	90-62	21 - Redick
Reg. Semifinal	3/26	Atlanta, Ga.	Illinois <sup>4S</sup>	W	72-62	18 - Deng
Reg. Final	3/28	Atlanta, Ga.	Xavier <sup>7S</sup>	W	66-63	19 - Deng
Nat. Semifinal	4/3	San Antonio, Texas	Connecticut <sup>20W</sup>	L	78-79	16 - Deng

## 2005 | AUSTIN (SOUTH) REGIONAL SEED: #1

First Round	3/18	Charlotte, N.C.	Delaware State <sup>16S</sup>	W	57-46	14 - Williams
Second Round	3/20	Charlotte, N.C.	Mississippi State <sup>9S</sup>	W	63-55	22 - Ewing
Reg. Semifinal	3/26	Austin, Texas	Michigan State <sup>5S</sup>	L	68-78	19 - Williams

# NCAA TOURNAMENT RESULTS

**2006 | ATLANTA (SOUTH) REGIONAL SEED: #1**

First Round	3/16	Greensboro, N.C.	Southern <sup>65</sup>	W	70-54	29 - two players
Second Round	3/18	Greensboro, N.C.	George Washington <sup>85</sup>	W	74-61	20 - Redick
Reg. Semifinal	3/23	Atlanta, Ga.	LSU <sup>45</sup>	L	54-62	23 - Williams

**2007 | BUFFALO (WEST) REGIONAL SEED: #6**

First Round	3/15	Buffalo, N.Y.	VCU <sup>7W</sup>	L	77-79	25 - Paulus
-------------	------	---------------	-------------------	---	-------	-------------

**2008 | WEST REGIONAL SEED: #2**

First Round	3/20	Washington, D.C.	Belmont <sup>5W</sup>	W	71-70	21 - Henderson
Second Round	3/22	Washington, D.C.	West Virginia <sup>7W</sup>	L	67-73	18 - Henderson

**2009 | EAST REGIONAL SEED: #2**

First Round	3/19	Greensboro, N.C.	Binghamton <sup>5E</sup>	W	86-62	15 - Scheyer
Second Round	3/21	Greensboro, N.C.	Texas <sup>7E</sup>	W	74-69	24 - Henderson
Reg. Semifinal	3/26	Boston, Mass.	Villanova <sup>3E</sup>	L	54-77	15 - Singler

**2010 | SOUTH REGIONAL SEED: #1 | NATIONAL CHAMPION**

First Round	3/19	Jacksonville, Fla.	Arkansas Pine-Bluff <sup>65</sup>	W	74-44	22 - Singler
Second Round	3/21	Jacksonville, Fla.	California <sup>85</sup>	W	68-53	20 - Smith
Reg. Semifinal	3/26	Houston, Texas	Purdue <sup>45</sup>	W	70-57	24 - Singler
Reg. Final	3/28	Houston, Texas	Baylor <sup>35</sup>	W	78-71	29 - Smith
Nat. Semifinal	4/3	Indianapolis, Ind.	West Virginia <sup>2E</sup>	W	78-57	23 - Scheyer
Nat. Final	4/5	Indianapolis, Ind.	Butler <sup>5W</sup>	W	61-59	19 - Singler

**2011 | WEST REGIONAL SEED: #1**

Second Round	3/18	Charlotte, N.C.	Hampton <sup>6W</sup>	W	87-45	14 - Irving
Third Round	3/20	Charlotte, N.C.	Michigan <sup>8W</sup>	W	73-71	24 - Smith
Reg. Semifinal	3/24	Anaheim, Calif.	Arizona <sup>9W</sup>	L	77-93	28 - Irving

**2012 | SOUTH REGIONAL SEED: #2**

Second Round	3/16	Greensboro, N.C.	Lehigh <sup>55</sup>	L	70-75	19 - two players
--------------	------	------------------	----------------------	---	-------	------------------

**2013 | MIDWEST REGIONAL SEED: #2**

Second Round	3/22	Philadelphia, Pa.	Albany <sup>5MW</sup>	W	73-61	26 - Curry
Third Round	3/24	Philadelphia, Pa.	Creighton <sup>7MW</sup>	W	66-50	21 - Sulaimon
Reg. Semifinal	3/29	Indianapolis, Ind.	Michigan State <sup>3MW</sup>	W	71-61	29 - Curry
Reg. Final	3/31	Indianapolis, Ind.	Louisville <sup>1MW</sup>	L	63-85	17 - Plumlee

**2014 | MIDWEST REGIONAL SEED: #3**

Second Round	3/21	Raleigh, N.C.	Mercer <sup>4MW</sup>	L	71-78	23 - Cook
--------------	------	---------------	-----------------------	---	-------	-----------

**2015 | SOUTH REGIONAL SEED: #1 | NATIONAL CHAMPION**

Second Round	3/20	Charlotte, N.C.	Robert Morris <sup>65</sup>	W	85-56	22 - Cook
Third Round	3/22	Charlotte, N.C.	San Diego State <sup>85</sup>	W	68-49	26 - Okafor
Reg. Semifinal	3/27	Houston, Texas	Utah <sup>55</sup>	W	63-57	21 - Winslow
Reg. Final	3/29	Houston, Texas	Gonzaga <sup>25</sup>	W	66-52	16 - two players
Nat. Semifinal	4/4	Indianapolis, Ind.	Michigan State <sup>7E</sup>	W	81-61	19 - Winslow
Nat. Final	4/6	Indianapolis, Ind.	Wisconsin <sup>1W</sup>	W	68-63	23 - T. Jones

**2016 | WEST REGIONAL SEED: #4**

First Round	3/17	Providence, R.I.	UNC Wilmington <sup>3W</sup>	W	93-85	23 - two players
Second Round	3/19	Providence, R.I.	Yale <sup>2W</sup>	W	71-64	29 - Allen
Reg. Semifinal	3/24	Anaheim, Calif.	Oregon <sup>1W</sup>	L	68-82	24 - Ingram

**2017 | EAST REGIONAL SEED: #2**

First Round	3/17	Greenville, S.C.	Troy <sup>5E</sup>	W	87-65	21 - Allen
Second Round	3/19	Greenville, S.C.	South Carolina <sup>7E</sup>	L	81-88	20 - Allen

**2018 | MIDWEST REGIONAL SEED: #2**

First Round	3/15	Pittsburgh, Pa.	Iona <sup>5MW</sup>	W	89-67	22 - Bagley
Second Round	3/17	Pittsburgh, Pa.	Rhode Island <sup>2MW</sup>	W	87-62	22 - Bagley
Reg. Semifinal	3/23	Omaha, Neb.	Syracuse <sup>1MW</sup>	W	69-65	22 - Bagley
Reg. Final	3/25	Omaha, Neb.	Kansas <sup>3MW</sup>	Lot	65-69	20 - Duval

**2019 | EAST REGIONAL SEED: #1**

First Round	3/24	Columbia, S.C.	North Dakota State <sup>16E</sup>	W	85-62	26 - Barrett
Second Round	3/26	Columbia, S.C.	UCF <sup>9E</sup>	W	77-76	32 - Williamson
Reg. Semifinal	3/29	Washington, D.C.	Virginia Tech <sup>4E</sup>	W	75-73	23 - Williamson
Reg. Final	3/31	Washington, D.C.	Michigan State <sup>2E</sup>	L	67-68	24 - Williamson

**2020**

The 2020 NCAA Tournament was canceled due to the COVID-19 pandemic

**2022 | WEST REGIONAL SEED: #2**

First Round	3/18	Greenville, S.C.	Cal State Fullerton <sup>5W</sup>	W	78-61	17 - Banchemo
Second Round	3/20	Greenville, S.C.	Michigan State <sup>7W</sup>	W	85-76	19 - Banchemo
Reg. Semifinal	3/24	San Francisco, Calif.	Texas Tech <sup>1W</sup>	W	78-73	22 - Banchemo
Reg. Final	3/26	San Francisco, Calif.	Arkansas <sup>4W</sup>	W	78-69	18 - Griffin
Nat. Semifinal	4/2	New Orleans, La.	North Carolina <sup>8E</sup>	L	77-81	20 - Banchemo

**2023 | EAST REGIONAL SEED: #5**

First Round	3/16	Orlando, Fla.	Oral Robert <sup>2E</sup>	W	74-51	23 - Roach
Second Round	3/28	Orlando, Fla.	Tennessee <sup>4E</sup>	L	52-65	16 - Proctor



Tyus Jones earned Final Four Most Outstanding Player honors in 2015 after scoring a game-high 23 points in the championship game.

TRADITION



# NCAA TOURNAMENT RESULTS

TRADITION

## DUKE VS. OPPONENTS IN THE NCAA TOURNAMENT

Alabama State	1-0
Albany	1-0
Arizona	1-1
Arkansas	2-1
Arkansas Pine-Bluff	1-0
Baylor	1-0
Belmont	1-0
Binghamton	1-0
Boston College	0-1
Boston University	1-0
Butler	1-0
California	1-1
Campbell	1-0
Cal State Fullerton	1-0
UCF	1-0
Central Michigan	1-0
Colorado State	1-0
Connecticut	3-2
Creighton	1-0
Delaware State	1-0
DePaul	1-0
Eastern Michigan	0-1
Florida	1-1
Florida A&M	1-0
George Washington	1-0
Georgetown	1-0
Gonzaga	1-0
Hampton	1-0
Illinois	1-0
Indiana	1-2
Iona	1-0
Iowa	2-0
Kansas	3-3
Kentucky	2-3
Lamar	1-0
Lehigh	0-1
Louisiana-Monroe	1-0
LSU	0-1
Louisville	0-2
Loyola-Chicago	0-1
Marquette	1-0
Maryland	1-0
Mercer	0-1
Michigan	3-0
Michigan State	5-2
Minnesota	1-0
Mississippi State	1-0
Mississippi Valley State	1-0
Missouri	1-0
Missouri State	1-0
Monmouth	1-0
Murray State	1-0
Navy	1-0
UNLV	1-1
New York Univ.	1-1
North Carolina	0-1
North Dakota State	1-0
Notre Dame	2-0
Oklahoma State	1-0
Old Dominion	1-0
Oral Roberts	1-0
Oregon	0-1

## DUKE VS. CONFERENCES IN THE NCAA TOURNAMENT

America East	3-0
American	1-0
Atlantic Coast	3-1
Atlantic 10	8-0
A-Sun	1-1
Big East	10-8
Big Eight	2-1
Big South	3-0
Big Ten	16-5
Big 12	6-2
Big West	2-1
Colonial	3-1
East Coast	3-0
ECAC	1-0
Great Midwest	1-0
Horizon League	2-0
Independents	6-4
Ivy League	4-0
MAAC	1-0
Metro	0-1
Mid-American	1-1
Mideastern	4-0

Missouri Valley	3-0
Mountain West	2-0
Northeast	2-0
Ohio Valley	1-0
Patriot	0-1
Pac-12	7-5
Southeastern	6-8
Southwest	3-0
Southwestern Athletic	5-0
Summit	2-0
Sun Belt	2-0
West Coast	2-0
Western Athletic	2-0
Yankee	1-0

Note: Conference based on what league opponent was in at the time of the game

## DUKE IN THE NCAA TOURNAMENT

NCAA Tournament Appearances	45
National Championships	5
Championship Game Appearances	11
Final Four Appearances	17
Elite Eight Appearances	23
Sweet 16 Appearances	28
Times Advanced in NCAA Tournament	37
Overall NCAA Tournament Record	119-40 (.748)
As an at-large bid	51-20 (.718)
As an automatic bid	68-20 (.773)
NCAA Record under Scheyer	1-1 (.500)

## AS A PARTICIPANT (INCLUDES FINAL FOUR GAMES)

Out of East Region	59-17 (.776)
Out of South Region*	25-6 (.807)
Out of Southeast Region	6-3 (.667)
Out of Midwest Region	2-1 (.667)
Out of Midwest Region	16-6 (.727)
Out of West Region	11-7 (.611)

\* - will consider the 2004/2006 Atlanta Region and the 2005 Austin Region the South Region

## BY DECADE

1950-59	0-1 (.000)
1960-69	11-4 (.733)
1970-79	4-2 (.667)
1980-89	18-7 (.720)
1990-99	32-7 (.821)
2000-09	23-9 (.719)
2010-19	26-8 (.765)
2020-present	5-2 (.714)

## NCAA APPEARANCES (45)

1955, 1960, 1963, 1964, 1966, 1978, 1979, 1980, 1984, 1985, 1986, 1987, 1988, 1989, 1990, 1991, 1992, 1993, 1994, 1996, 1997, 1998, 1999, 2000, 2001, 2002, 2003, 2004, 2005, 2006, 2007, 2008, 2009, 2010, 2011, 2012, 2013, 2014, 2015, 2016, 2017, 2018, 2019, \*, 2022, 2023

\* The 2020 NCAA Tournament was canceled due to the COVID-19 pandemic

## NCAA TITLES (5)

1991, 1992, 2001, 2010, 2015

## TITLE GAME APPEARANCES (11)

1964, 1978, 1986, 1990, 1991, 1992, 1994, 1999, 2001, 2010, 2015

## FINAL FOUR APPEARANCES (17)

1963, 1964, 1966, 1978, 1986, 1988, 1989, 1990, 1991, 1992, 1994, 1999, 2001, 2004, 2010, 2015, 2022

## REGIONAL CHAMPIONSHIPS (17)

1963 (East), 1964 (East), 1966 (East), 1978 (East), 1986 (East), 1988 (East), 1989 (East), 1990 (East), 1991 (Midwest), 1992 (East), 1994 (Southeast), 1999 (East), 2001 (East), 2004 (Atlanta/South), 2010 (South), 2015 (South), 2022 (West)

## ELITE EIGHT APPEARANCES (23)

1960, 1963, 1964, 1966, 1978, 1980, 1986, 1988, 1989, 1990, 1991, 1992, 1994, 1998, 1999, 2001, 2004, 2010, 2013, 2015, 2018, 2019, 2022

## SWEET 16 APPEARANCES (28)

1978, 1980, 1986, 1987, 1988, 1989, 1990, 1991, 1992, 1994, 1998, 1999, 2000, 2001, 2002, 2003, 2004, 2005, 2006, 2009, 2010, 2011, 2013, 2015, 2016, 2018, 2019, 2022

Sweet 16 records begin in 1975

## TIMES AS A NUMBER ONE SEED (14)

1986	5-1
1992	6-0
1998	3-1
1999	5-1
2000	2-1
2001	6-0
2002	2-1
2004	4-1
2005	2-1
2006	2-1
2010	6-0
2011	2-1
2015	6-0
2019	3-1
14 Times	54-10 (.844)

## DUKE RECORD BY STATE IN THE NCAA TOURNAMENT

California	2-3
Colorado	1-1
District of Columbia	2-2
Florida	7-3
Georgia	4-1
Houston	2-0
Illinois	1-1
Indiana	10-2
Kentucky	4-3
Louisiana	0-1
Maryland	3-1
Michigan	2-0
Minnesota	6-0
Missouri	2-3
Nebraska	1-1
New Jersey	10-0
New York	1-3
North Carolina	34-6

Ohio	0-1
Pennsylvania	8-0
Rhode Island	4-0
South Carolina	7-1
Tennessee	2-0
Texas	6-4
Utah	2-0
Washington	0-2

## DUKE NCAA TOURNAMENT SEED GRID

### OPPONENT SEEDS

DUKE SEEDS	1	2	3	4	5	6	7	8	9	10	11	12	13	14	15	16	Total
1	3-1	5-4	2-0	5-1	3-4	3-0	3-0	9-0	5-0	--	--	2-0	--	--	--	14-0	54-10
2	4-3	--	4-2	2-0	--	1-1	8-2	0-1	--	0-2	4-0	--	--	--	11-1	--	34-12
3	1-1	0-1	--	1-0	--	1-2	1-0	--	--	1-1	--	--	--	4-1	--	--	9-6
4	1-1	--	--	--	--	0-1	--	--	--	--	2-0	1-0	--	--	--	--	4-2
5	0-1	--	--	0-1	--	--	--	--	--	--	2-0	1-0	--	--	--	--	3-2
6	--	--	--	--	--	--	--	--	--	0-1	--	--	--	--	--	--	0-1
7	--	--	--	--	--	--	--	--	--	--	--	--	--	--	--	--	0-0
8	--	--	--	--	--	--	--	0-1	--	--	--	--	--	--	--	--	0-1
Totals	9-7	5-5	6-2	8-2	3-4	5-4	12-2	9-1	5-1	0-2	5-2	6-0	2-0	4-1	11-1	14-0	104-33

NCAA seeding process began in 1979

**NCAA TOURNAMENT GAME RECORDS**

TRADITION

**TEAM**

**MOST POINTS SCORED**

Duke	vs. Southern Illinois, 3/18/1993	105
Opp	2x; last by Kentucky, 3/28/1992	103

**FEWEST POINTS SCORED**

Duke	vs. Pennsylvania, 3/8/1980	52
	vs. Tennessee, 3/18/2023	52
Opp	by Winthrop, 3/14/2002	37

**LARGEST VICTORY MARGIN**

Duke	vs. Connecticut, 3/14/1964	[101-54] 47
	vs. Winthrop, 3/14/2002	[84-37] 47
Opp	by UNLV, 4/2/1990	[103-73] 30

**LARGEST HALFTIME MARGIN**

Duke	vs. Winthrop, 3/14/2002	[52-15] 37
------	-------------------------	------------

**MOST FIELD GOALS MADE**

Duke	2x; last vs. Louisiana-Monroe, 3/14/1991	43
Opp	by Kentucky, 3/27/1978	39

**MOST FIELD GOAL ATTEMPTS**

Duke	vs. Loyola-Chicago, 3/22/1963	82
Opp	by Oregon State, 3/23/1963	87

**HIGHEST FIELD GOAL PCT.**

Duke	vs. Southern Illinois, 3/18/1993	[36-57] .632
Opp	by Washington, 3/18/1984	[31-44] .705

**FEWEST FIELD GOALS MADE**

Duke	2x; last vs. Villanova, 3/26/2009	16
Opp	2x; by Creighton, 3/24/2013	16

**FEWEST FIELD GOAL ATTEMPTS**

Duke	vs. Texas A&M, 3/12/1987	36
Opp	by Mercer, 3/21/2014	45

**MOST 3-POINT FIELD GOALS**

Duke	vs. Monmouth, 3/15/2001	18
Opp	vs. Kansas, 3/25/2018	13

**MOST 3-POINT ATTEMPTS**

Duke	vs. Monmouth, 3/15/2001	38
Opp	vs. Kansas, 3/25/2018	36

**HIGHEST 3-POINT PCT.**

Duke	vs. Southern Illinois, 3/18/1993	[14-19] .737
Opp	by Arizona, 3/24/2011	[9-15] .600

**MOST FREE THROWS MADE**

Duke	vs. Seton Hall, 3/20/2004	34
Opp	by South Carolina, 3/19/2017	27

**MOST FREE THROW ATTEMPTS**

Duke	vs. UNC Wilmington, 3/17/2016	43
Opp	by Villanova, 3/8/1955	42

**HIGHEST FREE THROW PCT.**

Duke	vs. Michigan State, 3/29/2013	[24-26] .923
	vs. Mercer, 3/21/2014	[12-13] .923
Opp	by Arkansas, 3/26/2022	[11-11] 1.000

*Minimum 10 free throws attempted*

**MOST REBOUNDS**

Duke	vs. Connecticut, 3/14/1964	60
Opp	by Oregon State, 3/23/1963	54

**MOST ASSISTS**

Duke	vs. Robert Morris, 3/20/2015	28
Opp	by UCLA, 3/21/1964	22

**MOST STEALS**

Duke	4x; last vs. UCLA, 3/22/2001	17
Opp	by UNLV, 4/2/1990	16

**MOST BLOCKED SHOTS**

Duke	vs. Temple, 3/26/1988	11
Opp	by Iowa, 3/21/1992	10

**INDIVIDUAL**

**POINTS**

1.	Jeff Mullins vs. Villanova, 3/13/1964	43
2.	Danny Ferry vs. Seton Hall, 4/1/1989	34
	Jason Williams vs. UCLA, 3/22/2001	34
4.	Bobby Hurley vs. California, 3/20/1993	32
	Zion Williamson vs. UCF, 3/24/2019	32
6.	Kevin Strickland vs. SMU, 3/19/1988	31
	Christian Laettner vs. Kentucky, 3/28/1992	31
	Jason Williams vs. Missouri, 3/17/2001	31

**FIELD GOALS MADE**

1.	Jeff Mullins vs. Villanova, 3/13/1964	19
2.	Jeff Mullins vs. Connecticut, 3/14/1964	14
3.	Mike Gminski vs. Notre Dame, 3/25/1978	13
	Johnny Dawkins vs. Navy, 3/23/1986	13
	Danny Ferry vs. Seton Hall, 4/1/1989	13

**FIELD GOALS ATTEMPTED**

1.	Art Heyman vs. Loyola-Chicago, 3/22/1963	30
2.	Danny Ferry vs. Seton Hall, 4/1/1989	29
3.	Jeff Mullins vs. Villanova, 3/13/1964	28
4.	Jack Marin vs. Utah, 3/19/1966	26
	Jason Williams vs. Southern Cal, 3/24/2001	26

**FIELD GOAL PCT.**

1.	Christian Laettner vs. Kentucky, 3/28/1992	[10-10] 1.000
2.	Marshall Plumlee vs. UNC Wilmington, 3/17/2016	[9-10] .900
3.	Johnny Dawkins vs. Old Dominion, 3/15/1986	[10-12] .833
4.	Mason Plumlee vs. Albany, 3/22/2013	[9-11] .818
	Jahlil Okafor vs. Robert Morris, 3/20/2015	[9-11] .818

*Minimum 10 field goal attempts*

**3-POINT FIELD GOALS MADE**

1.	Quinn Cook vs. Mercer, 3/21/2014	7
2.	Phil Henderson vs. UCLA, 3/22/1990	6
	Bobby Hurley vs. Indiana, 4/4/1992	6
	Bobby Hurley vs. Southern Illinois, 3/18/1993	6
	Bobby Hurley vs. California, 3/20/1993	6
	Jason Williams vs. UCLA, 3/22/2001	6
	Jason Williams vs. Monmouth, 3/15/2001	6
	Seth Curry vs. Michigan State, 3/29/2013	6
	Quinn Cook vs. Robert Morris, 3/20/2015	6

**3-POINT FIELD GOAL ATTEMPTS**

1.	Bobby Hurley vs. California, 3/20/1993	18
2.	Jason Williams vs. UCLA, 3/22/2001	13
3.	Jason Williams vs. Missouri, 3/17/2001	12
	J.J. Redick vs. Alabama State, 3/18/2004	12
	Rasheed Sulaimon vs. Mercer, 3/21/2014	12

**3-POINT FIELD GOAL PCT.**

1.	Bobby Hurley vs. Southern Illinois, 3/18/1993	[6-7] .857
2.	Trajan Langdon vs. Temple, 3/21/1999	[5-6] .833
3.	Jeff Capel vs. Providence, 3/16/1997	[4-5] .800
	Trevon Duval vs. Iona, 3/15/2018	[4-5] .800
5.	J.J. Redick vs. Central Michigan, 3/22/2003	[5-7] .714
	Grayson Allen vs. Yale, 3/19/2016	[5-7] .714
	Tre Jones vs. Virginia Tech, 3/29/2019	[5-7] .714

*Minimum five three-point field goal attempts*

**FREE THROWS MADE**

1.	Grayson Allen vs. UNC Wilmington, 3/17/2016	15
2.	Jim Spanarkel vs. Notre Dame, 3/25/1978	12
	Christian Laettner vs. Kansas, 4/1/1991	12
	Shane Battier vs. Missouri, 3/17/2001	12
	Rasheed Sulaimon vs. Michigan State, 3/29/2013	12

**FREE THROWS ATTEMPTED**

1.	Grayson Allen vs. UNC Wilmington, 3/17/2016	17
2.	Art Heyman vs. St. Joseph's, 3/16/1963	15
3.	Art Heyman vs. New York, 3/15/1963	14
	David Henderson vs. Pepperdine, 3/15/1985	14
	Shelden Williams vs. Delaware State, 3/18/2005	14
	Rasheed Sulaimon vs. Michigan State, 3/29/2013	14

**FREE THROW PCT.**

1.	Jim Spanarkel vs. Notre Dame, 3/25/1978	[12-12] 1.000
	Christian Laettner vs. Kansas, 4/1/1991	[12-12] 1.000
	Christian Laettner vs. Kentucky, 3/28/1992	[10-10] 1.000
	Shelden Williams vs. George Washington, 3/18/2006	[9-9] 1.000
	Jon Scheyer vs. West Virginia, 3/22/2008	[9-9] 1.000
	Bobby Hurley vs. California, 3/20/1993	[8-8] 1.000
	Luke Kennard vs. South Carolina, 3/19/2017	[8-8] 1.000

*Minimum eight made free throws*

**REBOUNDS**

1.	Jay Buckley vs. St. Joseph's, 3/16/1963	18
	Shelden Williams vs. Southern, 3/16/2006	18
3.	Jay Buckley vs. New York Univ., 3/15/1963	16
4.	Mike Lewis vs. St. Joseph's, 3/11/1966	15
	Jack Marin vs. St. Joseph's, 3/11/1966	15
	Elton Brand vs. Michigan State, 3/27/1999	15
	Shelden Williams vs. Mississippi State, 3/20/2005	15
	Amile Jefferson vs. South Carolina, 3/19/2017	15

**ASSISTS**

1.	Quinn Snyder vs. SMU, 3/19/1988	12
2.	Quinn Cook vs. Albany, 3/22/2013	11
	RJ Barrett vs. Virginia Tech, 3/29/2019	11
4.	Bobby Hurley vs. Campbell, 3/19/1992	10
	Bobby Hurley vs. Kentucky, 3/28/1992	10
6.	Chris Duhon vs. Monmouth, 3/15/2001	9
	Jason Williams vs. Missouri, 3/17/2001	9
	Grayson Allen vs. Iona, 3/15/2018	9

**STEALS**

1.	Grant Hill vs. California, 3/20/1993	8
2.	Tommy Amaker vs. Old Dominion, 3/15/1986	7
	Tommy Amaker vs. Louisville, 3/31/1986	7
4.	Phil Henderson vs. Richmond, 3/16/1990	6
	Grant Hill vs. Iowa, 3/16/1991	6
	Chris Duhon vs. Central Michigan, 3/22/03	6

**BLOCKED SHOTS**

1.	Shane Battier vs. Kansas, 3/19/2000	8
2.	Mike Gminski vs. Pennsylvania, 3/17/1978	7
	Shelden Williams vs. George Washington, 3/18/2006	7
4.	Amile Jefferson vs. South Carolina, 3/19/2017	6
	Dereck Lively II vs. Oral Roberts, 3/16/2023	6
6.	Cherokee Parks vs. Marquette, 3/24/1994	5
	Elton Brand vs. Missouri State, 3/19/1999	5
	Casey Sanders vs. Colorado State, 3/20/2003	5
	Casey Sanders vs. Kansas, 3/27/2003	5
	Shelden Williams vs. Xavier, 3/28/04	5
	Josh McRoberts vs. VCU, 3/15/2007	5
	Marshall Plumlee vs. Yale, 3/19/2016	5

**MINUTES PLAYED**

1.	Bobby Hurley vs. Kentucky, 3/28/1992	45
	Grayson Allen vs. Kansas, 3/25/2018	45
3.	Gary Trent, Jr. vs. Kansas, 3/25/2018	44
	Marvin Bagley III vs. Kansas, 3/25/2018	44
5.	Bobby Hurley vs. Connecticut, 3/24/1990	43
	Christian Laettner vs. Kentucky, 3/28/1992	43
	Trevon Duval vs. Kansas, 3/25/2018	43



**NCAA TOURNAMENT CAREER RECORDS**

TRADITION

**POINTS**

1. Christian Laettner, 1989-92	407
2. Shane Battier, 1998-01	278
3. Danny Ferry, 1986-89	269
Grant Hill, 1991-94	269
5. Jason Williams, 2000-02	243
6. Bobby Hurley, 1990-93	239
7. Phil Henderson, 1988-91	233
8. J.J. Redick, 2003-06	223
9. Johnny Dawkins, 1983-86	214
10. Kyle Singler, 2008-11	209

**SCORING AVERAGE**

	<i>Gms</i>	<i>Pts</i>	<i>Avg</i>
1. Jeff Mullins, 1962-64	8	200	25.0
2. Johnny Dawkins, 1983-86	9	214	23.8
3. Jason Williams, 2000-02	12	243	20.3
4. Mike Gminski, 1977-80	9	178	19.8
5. Christian Laettner, 1989-92	23	407	17.7
6. Gene Banks, 1978-80	9	153	17.0
7. Roshown McLeod, 1997-98	6	97	16.2
8. J.J. Redick, 2003-06	14	223	15.9
Mark Alarie, 1983-86	9	143	15.9
10. Jack Marin, 1964-66	8	122	15.3

**FIELD GOALS MADE**

1. Christian Laettner, 1989-92	128
2. Grant Hill, 1991-94	103
3. Danny Ferry, 1986-89	101
4. Shane Battier, 1998-01	88
5. Phil Henderson, 1988-91	86
Johnny Dawkins, 1983-86	86

**FIELD GOAL ATTEMPTS**

1. Danny Ferry, 1986-89	218
2. Christian Laettner, 1989-92	213
3. Jason Williams, 2000-02	207
4. Grant Hill, 1991-94	196
5. Phil Henderson, 1988-90	193

**FIELD GOAL PCT.**

	<i>FG</i>	<i>FGA</i>	<i>Pct</i>
1. Mason Plumlee, 2010-13	46	65	.708
2. Kenny Dennard, 1978-80	28	43	.651
3. Carlos Boozer, 2000-02	47	75	.627
4. Elton Brand, 1998-99	55	88	.625
5. Alaa Abdelnaby, 1987-90	63	102	.618
6. Christian Laettner, 1989-92	128	213	.601

*Minimum 25 field goals made*

**3-POINT FIELD GOALS MADE**

1. Bobby Hurley, 1990-93	42
2. J.J. Redick, 2003-06	39
3. Jason Williams, 2000-02	36
4. Trajan Langdon, 1995-99	28
Daniel Ewing, 2002-05	28

**3-POINT FIELD GOAL ATTEMPTS**

1. J.J. Redick, 2003-06	115
2. Jason Williams, 2000-02	112
3. Bobby Hurley, 1990-93	96
4. Shane Battier, 1998-01	73
5. Grayson Allen, 2015-18	71

**3-POINT FIELD GOAL PCT.**

	<i>3FG</i>	<i>3FGA</i>	<i>Pct</i>
1. William Avery, 1998-99	20	37	.541
2. Jeff Capel, 1994-97	19	38	.500
3. Daniel Ewing, 2002-05	28	61	.459
4. Bobby Hurley, 1990-93	42	96	.438
5. Kyle Singler, 2008-11	25	61	.410
6. Chris Collins, 1993-96	16	40	.400
Trajan Langdon, 1995-97	28	70	.400
Nolan Smith, 2008-11	18	45	.400
Seth Curry, 2011-13	16	40	.400

*Minimum 15 three-point field goals made*

**FREE THROWS MADE**

1. Christian Laettner, 1989-92	142
2. Shane Battier, 1998-01	75
3. Shelden Williams, 2003-06	67
4. Bobby Hurley, 1990-93	59
5. Danny Ferry, 1986-89	57

**FREE THROWS ATTEMPTED**

1. Christian Laettner, 1989-92	167
2. Shane Battier, 1998-01	91
3. Shelden Williams, 2003-06	86
4. Grant Hill, 1991-94	83
5. Brian Davis, 1989-92	82

**FREE THROW PCT.**

	<i>FT</i>	<i>FTA</i>	<i>Pct</i>
1. Mark Alarie, 1983-86	37	43	.860
2. Mike Gminski, 1977-80	36	42	.857
J.J. Redick, 2003-06	42	49	.857
4. Christian Laettner, 1989-92	142	167	.850
5. Grayson Allen, 2015-18	51	61	.836

*Minimum 35 free throws made*

**REBOUNDS (SINCE 1973)**

1. Christian Laettner, 1989-92	169
2. Shelden Williams, 2003-06	144
3. Shane Battier, 1998-01	135
4. Grant Hill, 1991-94	134
5. Danny Ferry, 1986-89	131

**REBOUND AVERAGE**

	<i>Gms</i>	<i>Reb</i>	<i>Avg</i>
1. Jay Buckley, 1962-64	8	95	11.9
2. Shelden Williams, 2003-06	14	144	10.3
3. Elton Brand, 1998-99	10	86	8.6
4. Gene Banks, 1978-81	9	76	8.4
5. Mike Gminski, 1977-80	9	75	8.3
Mark Alarie, 1983-86	9	75	8.3

**ASSISTS**

1. Bobby Hurley, 1990-93	145
2. Grant Hill, 1991-94	86
3. Chris Duhon, 2001-04	79
4. Quin Snyder, 1986-89	69
5. Jason Williams, 2000-02	66

**ASSISTS PER GAME**

	<i>Gms</i>	<i>Ast</i>	<i>Avg</i>
1. Bobby Hurley, 1990-93	20	145	7.3
2. Jason Williams, 2000-02	12	66	5.5
3. Quinn Cook, 2015	5	26	5.2
4. Tommy Amaker, 1984-87	12	57	4.8
5. Chris Duhon, 2001-04	17	79	4.7
6. Quin Snyder, 1986-89	16	69	4.3
Grant Hill, 1991-94	20	86	4.3

**BLOCKED SHOTS**

1. Shane Battier, 1998-01	42
2. Shelden Williams, 2003-06	41
3. Cherokee Parks, 1992-95	25
4. Grant Hill, 1991-94	23
Casey Sanders, 2000-03	23

**BLOCKED SHOTS PER GAME**

	<i>Gms</i>	<i>Blk</i>	<i>Avg</i>
1. Shelden Williams, 2003-06	14	41	2.9
2. Mike Gminski, 1977-80	9	22	2.4
3. Shane Battier, 1998-01	19	42	2.2
4. Cherokee Parks, 1992-95	14	25	1.8
5. Elton Brand, 1998-99	10	17	1.7

**STEALS**

1. Grant Hill, 1991-94	39
2. Chris Duhon, 2001-04	38
3. Tommy Amaker, 1984-87	36
4. Christian Laettner, Duke, 1989-92	32
Bobby Hurley, 1990-93	32

**STEALS PER GAME**

	<i>Gms</i>	<i>Stl</i>	<i>Avg</i>
1. Tommy Amaker, 1984-89	12	36	3.0
2. Jason Williams, 2000-03	12	31	2.6
3. Chris Duhon, 2001-04	17	38	2.2
4. Grant Hill, 1991-94	20	39	2.0
5. Daniel Ewing, 2002-05	14	27	1.9

**GAMES PLAYED**

1. Christian Laettner, 1989-92	23
2. Greg Koubek, 1988-91	22
Brian Davis, 1989-92	22
4. Thomas Hill, 1990-93	20
Bobby Hurley, 1990-93	20
Grant Hill, 1991-94	20
Antonio Lang, 1991-94	20

**GAMES STARTED**

1. Christian Laettner, 1989-92	23
2. Bobby Hurley, 1990-93	20
3. Chris Duhon, 2001-04	17
4. Robert Brickey, 1987-90	16
5. Grant Hill, 1991-94	15
Chris Carrawell, 1997-00	15
Shane Battier, 1998-01	15

1991 NATIONAL CHAMPIONS

TRADITION



From the beginning, the goal was clear: win the national championship.

Head coach Mike Krzyzewski made no bones about it as he began his 11th season at Duke University. He told his 13 players, assembling in the locker room for the first time in September, that it was their goal.

Leading up to the glory-filled 1990-1991 season were many anxious moments, including a 30-point loss to UNLV at the 1990 NCAA championship game, Krzyzewski being wooed by the Boston Celtics, and a tiring summer which had Coach K leading the USA team (with Christian Laettner and Bobby Hurley) to medal-winning performances at the Goodwill Games and the World Championships.

All of those were memories and lessons as the 1990-91 schedule got underway at the Dodge NIT in mid-November.

Duke rushed out to two quick and decisive victories in Cameron Indoor Stadium. The Blue Devils then headed to the Big Apple and Madison Square Garden, where they faced fellow 1990 Final Four member Arkansas, whom the Blue Devils had defeated to earn a trip to the championship game. This time the Razorbacks turned back Duke and advanced to the title game with a 98-88 win.

The month of December featured a road loss to Georgetown in the ACC/Big East Challenge and a key road victory at 11th-ranked Oklahoma, which snapped the Sooners long home court winning streak. Duke triumphed 90-85 and finished the month with a 10-2 record.

The opening day of the ACC slate had the Blue Devils traveling to 18th-ranked Virginia. The Cavaliers crushed Duke, 81-64, making it time for a re-commitment to the season by the Blue Devils.

Freshman Grant Hill broke his nose at a late night practice session, which caused him to miss the next three ACC games. Duke won all three of those games, thanks in part to the emergence of sophomore Thomas Hill. The 6-4 guard/forward had 22 points in an 89-67 win over Wake Forest and then added 20 more against fifth-ranked North Carolina five days later in Duke's 74-60 victory over the Tar Heels.

The ACC regular season championship came down to the final game against the chief rival - North Carolina. The eighth-ranked Blue Devils hustled out to a 20-point margin in the early parts of the second half. The fourth-ranked Tar Heels came back but could never catch Duke as the Blue Devils posted an 83-77 victory.

A week later, the two squads met again in the ACC Tournament

championship game. This time, Carolina triumphed, 96-74, to hand Duke a decisive loss and leave the Blue Devils with a 26-7 record heading into the NCAA Tournament.

It was apparent early that the Blue Devils meant business in their chance to go to Indianapolis. Duke disposed of Northeast Louisiana, Iowa and Connecticut with little resistance leading up to the Midwest Regional title game against Big East member St. John's. Pacing the victory, Hurley earned MVP honors in the region with 20 points in the title game and a remarkable 6.75:1 assist-turnover ratio in the four NCAA games.

Up first in the Final Four was UNLV, a team with a 34-0 record that had rarely been challenged. The fight was on and Duke kept the pressure on the Runnin' Rebels. Finally, it came down to a little over two minutes to play and the Blue Devils down by a 76-71 count.

Hurley connected on a three-pointer when all seemed lost to make it 76-74 with 2:14 to play. Then Duke put on the defensive pressure and UNLV was forced into a shot clock violation. Next, Brian Davis took charge with a driving layup and a foul shot to give Duke a 77-76 lead.

After a Larry Johnson free throw tied the score, the ball landed in Laettner's hands on the offensive side and he was fouled with 12.7 seconds to play. He calmly converted the two charity tosses to give Duke a 79-77 lead which never changed.

Two nights later, in the most famed game of the college basketball season, Duke took the court against Kansas, which had defeated North Carolina in the semifinals.

The fatigued Blue Devils never faltered as Hurley and Grant Hill teamed up for a spectacular alley-oop dunk in the opening minutes to set the tone and Laettner proved steady with a record-setting 12-for-12 performance from the free throw line.

It was a crowning glory to the spectacular season as the Blue Devils brought home the title with a 72-65 victory over the Jayhawks. Laettner earned MVP honors and Hurley averaged 12 points and eight assists in the two games. Sophomore Bill McCaffrey added 16 points in the title game to also earn a slot on the All-Final Four team.

The season was complete, the dream a reality. Duke had won the national championship and along the way captured the ACC regular season crown, a record 16-0 home mark, its eighth straight NCAA appearance, a fourth straight Final Four berth and fifth in the last six years, and Krzyzewski was named the Kodak/NABC National Coach of the Year.

1990-91 RESULTS

Date	Opponent	Rank	Site	Result
N 14	Marquette	6	- H1	W 87 74
N 16	Boston College	6	- H1	W 100 76
N 21	Arkansas	6 2	NI L	88 98
N 23	Notre Dame	6	- NI	W 85 77
N 26	East Carolina	6	- H	W 125 82
D 1	Charlotte	8	- H	W 111 94
D 5	Georgetown	5 6	A1 L	74 79
D 8	Michigan	5	- H	W 75 68
D 19	Harvard	9	- A	W 103 61
D 22	Oklahoma	9 11	A	W 90 85
D 29	Lehigh	8	- H	W 97 67
J 2	Boston	8	- H	W 109 55
J 5	Virginia	8 18	A	L 64 81
J 9	Georgia Tech	14 24	H	W 98 57
J 12	Maryland	14	- A	W 94 78
J 14	Wake Forest	14	- H	W 89 67
J 16	The Citadel	12	- A	W 83 50
J 19	North Carolina	12 5	H	W 74 60
J 23	NC State	9	- A	L 89 95
J 26	Clemson	9	- A	W 99 70
J 30	Georgia Tech	7 23	A	W 77 75
F 2	Notre Dame	7	- A	W 90 77
F 7	Virginia	6 11	H	W 86 74
F 9	Maryland	6	- H	W 101 81
F 10	Louisiana State	6 19	H	W 88 70
F 13	Davidson	5	- H	W 74 39
F 16	Wake Forest	5	- A	L 77 86
F 20	NC State	7	- H	W 72 65
F 24	Arizona	2OT 7 9	A	L 96 103
F 27	Clemson	8	- H	W 79 62
M 3	North Carolina	8 4	A	W 83 77
M 9	NC State	6	- N2	W 93 72
M 10	North Carolina	6 7	N2 L	74 96
M 14	Louisiana-Monroe	6	- N3	W 102 73
M 16	Iowa	6	- N3	W 85 70
M 22	Connecticut	6	- N4	W 81 67
M 24	St. John's	6 20	N4	W 78 61
M 30	UNLV	6 1	N5	W 79 77
A 1	Kansas	6 12	N5	W 72 65

H1 - Preseason NIT, Cameron Indoor Stadium, Durham, N.C.  
 NI - Preseason NIT, Madison Square Garden, New York, N.Y.  
 AI - ACC/Big East Challenge, Capital Centre, Landover, Md.  
 N2 - ACC Tournament, Charlotte Coliseum, Charlotte, N.C.  
 N3 - NCAA Tournament, Metrodome, Minneapolis, Minn.  
 N4 - NCAA Tournament, Pontiac Silverdome, Pontiac, Mich.  
 N5 - NCAA Final Four, RCA Dome, Indianapolis, Ind.

HONORS & AWARDS

GRANT HILL

- First Team Freshman All-America (Basketball Times)
- Third Team Freshman All-America (Basketball Weekly)
- ACC All-Freshman
- ACC All-Tournament (second team)

THOMAS HILL

- Third Team All-ACC
- All-Region (Basketball Times)
- NCAA Midwest Region All-Tournament Team

BOBBY HURLEY

- Honorable Mention All-America (AP)
- Third Team All-ACC
- All-Region (Basketball Times)
- NCAA All-Final Four Team
- NCAA Midwest Region MVP
- NCAA Midwest Region All-Tournament Team

GREG KOUBEK

- ACC All-Tournament (second team)

CHRISTIAN LAETTNER

- First Team All-America (Basketball Times, Wooden)
- Second Team All-America (AP, UPI, NABC, USBWA)
- NCAA Final Four MVP
- NCAA All-Final Four Team
- NCAA Midwest Region All-Tournament Team
- First Team All-ACC
- ACC All-Tournament (first team)
- USBWA District Player of the Year
- USBWA First Team All-District

BILL MCCAFFREY

- NCAA All-Final Four Team

MIKE KRZYZEWSKI

- National Coach of the Year (NABC)

RECORD: 32-7; HOME: 16-0; AWAY: 8-5; NEUTRAL: 8-2

Player	G	MP	FG-FGA	Pct	FT-FTA	Pct	Reb-Avg	PF-DQ	Ast	TO	BS	St	Pts-Avg
*Laettner	39	1,178	271-471	.575	211-263	.802	340-8.7	111-1	76	121	44	75	771-19.8
McCaffrey	38	941	167-347	.481	84-101	.832	69-1.8	50-0	71	67	4	34	442-11.6
*T. Hill	39	908	164-297	.552	101-136	.743	142-3.6	67-1	51	55	15	59	450-11.5
*Hurley	39	1,353	411-333	.423	83-114	.728	93-2.4	100-4	289	151	3	51	441-11.3
*G. Hill	36	887	160-310	.516	81-133	.609	183-5.1	79-1	79	74	30	51	402-11.2
Davis	39	902	104-228	.456	89-122	.730	158-4.1	83-2	63	60	8	39	298-7.6
*Koubek	38	600	77-177	.435	39-48	.813	110-2.9	67-2	33	29	3	21	225-5.9
Lang	36	426	57-94	.606	40-76	.526	92-2.6	55-1	7	25	28	14	154-4.3
Palmer	38	407	51-79	.646	33-40	.825	77-2.0	69-1	10	28	19	11	135-3.6
Clark	23	104	13-29	.448	20-32	.625	17-0.7	15-0	8	25	2	5	48-2.1
Ast	17	51	12-18	.667	3-4	.750	10-0.6	7-0	0	6	3	0	28-1.6
Buckley	19	93	10-18	.556	7-20	.350	20-1.1	12-0	2	4	1	2	27-1.4
Team	-	-	-	-	-	-	103-2.6	-	-	-	-	-	-
Duke	39	7,850	1,227-2,401	.511	791-1,089	.726	1,414-36.3	715-13	689	645	160	362	3,421-87.7
Opps	39	7,850	1,087-2,445	.445	525-792	.663	1,327-34.0	865-na	528	779	111	299	2,864-73.4

• Three-Point Field Goals (176-459, .383): Hurley (76-188, .404); Koubek (32-76, .421); McCaffrey (24-70, .343); T. Hill (21-52, .404); Laettner (18-53, .340); Clark (2-9, .222); G. Hill (1-2, .500); Ast (1-4, .250); Davis (1-5, .200). Dunks (112): G. Hill 33; T. Hill 26; Laettner 21; Davis 19; Lang 8; Palmer 6. Charges Taken (71): Davis 16; Palmer 14; Hurley 12; T. Hill 10; Laettner 5; Lang 5; McCaffrey 4; G. Hill 2; Koubek 2; Buckley 1.



1992 NATIONAL CHAMPIONS

TRADITION



The 1991-1992 Duke men's basketball season preview began this way: "When four starters return to any college basketball team there is always cause for celebration. When the four starters return from a team that captured the national championship the year before, the possibilities seem endless."

With a roster that included ACC Athlete of the Year Christian Laettner, All-ACC guards Bobby Hurley and Thomas Hill, sophomore Grant Hill and four additional returning letterwinners, the Blue Devils were poised to defend their title.

On December 14, Duke faced future NCAA championship opponent Michigan in Ann Arbor. The Blue Devils were 6-0 heading into the night, having swept four of the five previous teams by at least a 25-point margin. After leading by as many as 17 points early in the second half, Duke came back from a two-point deficit when Hurley scored five points in the last two minutes of play to secure an 88-85 victory.

The ACC season started strong, with solid victories over Virginia, Florida State, Maryland, Georgia Tech and N.C. State.

On February 1, 1992, Duke celebrated its 500th win in Cameron Indoor Stadium with a 100-71 blowout against Notre Dame.

The first real challenge of the ACC season came against perennial rival North Carolina on its home court in Chapel Hill. Hurley broke his foot midway through the first half, but played anyway as the ninth-ranked Tar Heels posted a 75-73 upset victory over top-ranked Duke.

As tournament time approached, Duke had only suffered two losses: one to North Carolina and a second against Wake Forest in late February.

Laettner and Brian Davis had won just about every prize imaginable in their four-year Duke careers except one, the ACC championship. Duke recorded wins over Maryland and Georgia Tech to reach the finals. The Blue Devils registered a crushing 94-74 defeat of North Carolina in the 1992 ACC final that brought redemption after the previous year's 22-point loss to UNC in the same game. Laettner left nothing to chance with 25 points, 10 rebounds and seven steals. Five others hit double-figures, including Grant Hill who hit all eight of his shots and added seven assists.

With eight straight trips to the NAAs, Final Four berths every year but one since 1986, and the 1991 title securely under its belt, the 1992 Duke squad was looking to make history when it opened the tournament on March 19.

Duke, the top-seed in the East Regional, posted wins over Campbell, Iowa and Seton Hall to reach the Elite Eight.

The Blue Devils' Elite Eight matchup against Kentucky on March 28, 1992, saw two of the most famed programs in basketball history take aim at each other. Kentucky did everything possible to dethrone the champions and appeared to have Duke right where it wanted it with 2.1 seconds to play in overtime after Sean Woods drove by Hurley and banked in a one-handed shot over Laettner for a one-point lead.

Then, in a season equally filled with magical moments and overwhelming adversity, a miracle took place. Grant Hill flung the undefended inbounds pass to Laettner who leaped to catch the ball over John Pelphrey and Deron Feldhaus. Time seemed to stand still as Laettner faked to his right, turned to his left and lofted an 18-footer that found nothing but net as time expired. The Spectrum crowd erupted as the Duke players jumped on Laettner to celebrate another trip to the Final Four and a 104-103 victory over Kentucky.

Up next was Indiana, an intriguing matchup between the two winningest programs in NCAA Tournament history. The beginning of the second half, which began with Duke trailing by five points, 42-37, turned into one of Duke's finest moments of the season. The Blue Devils reeled off 13 straight points and then made it a 21-3 surge to open the first 10 minutes of the frame to make the score 58-45 in favor of Duke. Free throws by Antonio Lang and Cherokee Parks closed out the 81-78 victory as the Blue Devils headed to the NCAA championship game for the third consecutive season.

The billing Michigan and Duke had entering the Metrodome on April 6th to decide the national champion read: "The Fab Five meets The Victory Tour."

Grant Hill made his first start since February when he was inserted for an injured Davis, scoring 18 points and grabbing 10 rebounds as Duke stumbled out of the blocks but hung tough in trailing by just one at the half, 31-30. The Blue Devils turned up the defensive pressure in the second frame, forcing Michigan into 29 percent shooting from the field and just 20 second-half points.

With 13.5 seconds remaining and a comfortable 20-point cushion, Coach K gave his starters one last curtain call to an incredible season-long journey. A roar echoed through the dome as players exchanged high-fives and hugs to start the celebration of the 71-51 victory.

RECORD: 34-2; HOME: 13-0; AWAY: 11-2; NEUTRAL: 10-0

Player	G	MP	FG-FGA	Pct	FT-FTA	Pct	Reb-Avg	PF-DQ	Ast	TO	BS	St	Pts-Avg
*Laettner	35	1,128	254-442	.575	189-232	.815	275-7.9	90-1	69	116	32	74	751-21.5
*T. Hill	36	1,102	196-367	.534	96-125	.768	121-3.4	75-1	54	50	16	60	525-14.6
*G. Hill	33	1,000	182-298	.611	99-135	.733	187-5.7	91-2	134	80	27	39	463-14.0
*Hurley	31	1,043	123-284	.433	105-133	.789	62-2.0	64-1	237	109	1	35	410-13.2
*Davis	36	1,111	140-291	.481	114-154	.740	163-4.5	82-4	69	53	9	42	402-11.2
Lang	34	763	77-137	.562	65-99	.657	139-4.1	87-1	23	43	10	20	219-6.4
Parks	34	435	60-105	.571	50-69	.725	81-2.4	57-0	13	30	35	5	170-5.0
Clark	34	268	33-61	.541	21-27	.778	27-0.8	26-0	22	21	4	7	99-2.9
Meek	25	143	22-38	.579	18-36	.500	30-1.2	18-1	5	6	5	3	62-2.5
Blakeney	29	175	13-23	.565	13-20	.650	24-0.8	10-0	17	17	0	7	40-1.4
Ast	14	44	5-12	.417	6-9	.667	14-1.0	6-0	2	4	1	1	16-1.1
Burt	19	38	3-11	.273	4-4	1.000	2-0.1	3-0	8	4	1	1	10-0.5
Team	-	-	-	-	-	-	105-2.9	-	-	-	-	-	-
Duke	36	7,250	1,108-2,069	.536	780-1,043	.748	1,229-34.1	609-11	653	533	141	294	3,167-88.0
Opps	36	7,250	1,033-2,213	.467	379-583	.650	1,129-31.4	837-na	557	639	115	232	2,615-72.6

• Three-Point Field Goals (171-394, .434): Hurley (59-140, .421); Laettner (54-97, .557); T. Hill (37-91, .407); Clark (12-18, .667); Davis (8-39, .205); Blakeney (1-4, .250); G. Hill (0-1, .000); Ast (0-4, .000). **Dunks (146):** G. Hill 48; T. Hill 25; Laettner 21; Davis 18; Lang 16; Parks 12; Clark 4; Meek 2. **Charges Taken (48):** Davis 9; Laettner 8; Lang 7; G. Hill 7; T. Hill 6; Hurley 5; Clark 2; Meek 2; Parks 2.

1991-92 RESULTS

Date	Opponent	Rank	Site	Result
N 25	East Carolina	1 -	H	W 103 75
N 30	Harvard	1 -	H	W 118 65
D 5	St. John's	1 7	N1	W 91 81
D 7	Canisius	1 -	A1	W 96 60
D 14	Michigan	10T	1 18	A W 88 85
D 30	William & Mary	1 -	H	W 97 61
J 2	Virginia	1 -	A	W 68 62
J 6	Florida State	1 -	H	W 86 70
J 8	Maryland	1 -	A	W 83 66
J 11	Georgia Tech	1 14	H	W 97 84
J 15	NC State	1 -	H	W 110 75
J 18	Charlotte	1 18	H	W 104 82
J 21	Boston	1 -	A	W 95 85
J 25	Wake Forest	1 -	H	W 84 68
J 27	Clemson	1 -	H	W 112 73
J 30	Florida State	1 23	A	W 75 62
F 1	Notre Dame	1 -	H	W 100 71
F 5	North Carolina	1 9	A	L 73 75
F 8	Louisiana State	1 22	A	W 77 67
F 12	Georgia Tech	1 -	A	W 71 62
F 16	NC State	1 -	A	W 71 63
F 20	Maryland	1 -	H	W 91 89
F 23	Wake Forest	1 -	A	L 68 72
F 26	Virginia	1 -	H	W 76 67
M 1	UCLA	1 4	A	W 75 65
M 4	Clemson	1 -	A	W 98 97
M 8	North Carolina	1 16	H	W 89 77
M 13	Maryland	1 -	N2	W 94 87
M 14	Georgia Tech	1 -	N2	W 89 76
M 15	North Carolina	1 20	N2	W 94 74
M 19	Campbell	1 -	N3	W 82 56
M 21	Iowa	1 -	N3	W 75 62
M 26	Seton Hall	1 19	N4	W 81 69
M 28	Kentucky	10T	1 6	N4 W 104 103
A 4	Indiana	1 5	N5	W 81 78
A 6	Michigan	1 15	N5	W 71 51

N1 - ACC/Big East Challenge, Greensboro Coliseum, Greensboro, N.C.

A1 - Memorial Auditorium, Buffalo, N.Y.

N2 - ACC Tournament, Charlotte Coliseum, Charlotte, N.C.

N3 - NCAA Tournament, Greensboro Col., Greensboro, N.C.

N4 - NCAA Tournament, The Spectrum, Philadelphia, Pa.

N5 - NCAA Final Four - Metrodome, Minneapolis, Minn.

HONORS & AWARDS

BRIAN DAVIS

- ACC All-Tournament (first team)

GRANT HILL

- Second Team All-America (UPI)
- Honorable Mention All-America (AP)
- NCAA All-Final Four Team
- Second Team All-ACC
- ACC All-Tournament (second team)

THOMAS HILL

- Third Team All-ACC

BOBBY HURLEY

- National Player of the Year finalist (Wooden, Eastman)
- First Team All-America (NABC, Wooden)
- Second Team All-America (Basketball Times)
- Third Team All-America (AP, UPI, Basketball Weekly)
- NCAA Final Four MVP
- NCAA East Region All-Tournament Team
- Second Team All-ACC
- ACC All-Tournament (first team)
- USBWA First Team All-District

CHRISTIAN LAETTNER

- National Player of the Year (unanimous)
- First Team All-America (unanimous)
- All-Final Four Team
- East Region MVP
- ACC Player of the Year
- First Team All-ACC
- ACC Tournament MVP
- ACC All-Tournament (first team)
- USBWA District Player of the Year

MIKE KRZYZEWSKI

- National Coach of the Year (Sporting News, Naismith)
- USBWA District Coach of the Year

2001 NATIONAL CHAMPIONS



The story of the 2001 championship season began in the spring and summer of 1999. After losing in the 1999 NCAA Final, Duke lost four of its superstars to the NBA, which seemingly depleted the team. But after a successful 2000 campaign, which saw the Blue Devils win the ACC Championship, the team returned in the fall ready to go all the way.

The Blue Devils started off the season hot by winning the Preseason NIT. In the process, Coach K picked up his 500th win at Duke by knocking off Villanova at home. After that game, the Cameron Indoor Stadium floor was officially renamed Coach K Court. Throughout November and December the team continued to roll. The three-point shot proved to be extremely valuable as on any given possession guards Jason Williams and Chris Duhon, or forwards Shane Battier, Mike Dunleavy, and Nate James, could knock down long range jumpers.

In the last game before Christmas break, Duke lined up against Stanford. After leading the whole game, however, the Blue Devils missed free throws in the final seconds. Stanford came down and banked in the winning shot.

After the break, Duke rattled off nine straight wins, including victories over four ranked teams. In that stretch was one of the great games in Duke history. Playing against Maryland at College Park, the Blue Devils found themselves down 89-77 with 1:05 to go in the game. However, James and Williams outscored Maryland 13-1 to send the game to overtime. In the extra session, Battier took over, scoring Duke's last six points and blocking a game-tying shot at the buzzer.

Duke lost its first ACC game of the year against North Carolina, but rebounded and rolled over the next three ACC opponents before losing at the buzzer in Virginia.

Duke's victory over Georgia Tech on Feb. 21 featured the retirement of Battier's #31 jersey. The next game at Wake Forest was special as well, as Duhon came back from an injury in the first half to knock down the game winning shot at the buzzer.

Duke's final home game saw a Maryland team looking for a settling of scores after the Blue Devils' last-minute antics in College Park. Duke led 60-51 with 15:30 left in the second half, but with just under 10 minutes remaining, Carlos Boozer fractured his right foot and Duke watched as Maryland posted a 91-80 win on senior day.

In the season finale in Chapel Hill, the Blue Devils came out firing as their new offense surprised UNC. With Duhon and sophomore Casey Sanders now starting, the Devils ran North Carolina into the ground, 95-85.

In the ACC Tournament, Duke ran over NC State to set up a third meeting with Maryland. At the end of another intense game, James' tap-in at the buzzer gave Duke an 84-82 win. The Blue Devils headed to the finals to face North Carolina once again. In a repeat performance, Duke took a 50-30 halftime lead and ran away with a victory and the ACC Championship.

The NCAA Tournament campaign started out well as the Blue Devils easily rolled over Monmouth and topped a Missouri team coached by former Blue Devil star Quin Snyder.

As Duke moved onto the Sweet 16 in Philadelphia to play UCLA, the whole team was back in action. A recovered Boozer came in during the first half and helped spark a 12-0 run. In the second half, Williams scored 19 straight points for the Blue Devils to propel the team to a tough 76-63 victory.

Facing USC in the regional final game, Duhon's clutch three-point shooting in the second half proved to be the key as Duke moved on to the Final Four, beating the Trojans 79-69.

The stage was set in Minneapolis for Duke to battle the Terrapins for the fourth time in a little over two months. Duke trailed by as many as 22 points in the first half before shaking off an 11-point deficit at halftime to complete the biggest comeback in NCAA Tournament semifinal history. Duke took the lead with Williams' three-pointer, 73-72, with under seven minutes to go in the game, closing out the game 95-84 to advance to the title game.

Only one game remained. Inside the Metrodome on April 2, Duke took on fifth-ranked Arizona. The game was a back-and-forth affair throughout, with Duke riding the all-around play of Battier and three-point shooting of Dunleavy for an 82-72 victory.

Battier played all 40 minutes, scoring 18 points, grabbing 11 rebounds and handing out six assists. Dunleavy led Duke with 21 points, including a career-high five three-pointers, while Boozer registered a double-double with 12 points and 12 rebounds.

With its 82-72 victory, Duke became the first No.1 ranked team to win the national championship since UCLA in 1995.

RECORD: 35-4; HOME: 13-2; AWAY: 8-1; NEUTRAL: 14-1

Player	G	MP	FG-FGA	Pct	FT-FTA	Pct	Reb-Avg	PF-DQ	Ast	TO	BS	St	Pts-Avg
*Williams	39	1,240	285-603	.473	139-211	.659	128-3.3	87-0	237	154	5	78	841-21.6
*Battier	39	1,363	251-533	.471	152-191	.796	285-7.3	80-3	72	60	88	82	778-19.9
*Boozer	32	820	160-265	.604	105-146	.719	208-6.5	91-2	40	38	28	28	425-13.3
*Dunleavy	39	1,137	184-388	.474	68-98	.694	222-5.7	81-1	103	80	15	53	493-12.6
*James	39	1,085	161-326	.494	115-144	.799	202-5.2	78-0	42	63	8	62	480-12.3
Duhon	39	1,085	92-217	.424	52-80	.650	124-3.2	65-0	174	61	1	77	280-7.2
Sweet	7	79	13-27	.481	2-6	.333	18-2.6	6-0	4	4	1	6	29-4.1
Horvath	6	54	7-23	.304	1-1	1.000	14-2.3	7-0	3	5	3	2	17-2.8
Sanders	35	373	28-60	.467	31-60	.517	63-1.8	72-2	7	21	32	3	87-2.5
Christen	30	253	17-29	.586	14-32	.438	70-2.3	62-3	3	16	8	10	48-1.6
Love	21	130	9-17	.529	10-17	.588	33-1.6	21-1	2	6	6	4	28-1.3
Simpson	22	32	6-18	.333	5-8	.625	11-0.5	2-0	4	6	0	1	20-0.9
Borman	7	17	2-5	.400	1-1	1.000	2-0.3	1-0	1	2	0	0	6-0.9
Buckner	23	83	2-12	.167	1-4	.250	10-0.4	5-0	7	14	1	5	5-0.2
Caldbeck	13	35	0-7	.000	1-3	.333	7-0.5	1-0	2	0	0	0	1-0.1
Team							108-2.8			1			
Duke	39	7,825	1,217-2,530	.481	697-1,002	.696	1,505-38.6	659-12	701	531	196	411	3,538-90.7
Opps	39	7,825	1,028-2,471	.416	487-701	.695	1,461-37.5	848-na	517	752	117	282	2,750-70.5

• **Three-Point Field Goals (407-1057, .385):** Williams (132-309, .427); Battier (124-296, .419); Dunleavy (57-153, .373); Duhon (44-122, .361); James (43-137, .314); Simpson (3-10, .300); Horvath (2-12, .167); Borman (1-3, .333); Sweet (1-5, .200); Love (0-1, .000); Buckner (0-3, .000); Caldbeck (0-6, .000). **Dunks (130):** Boozer 35; James 24; Williams 18; Battier 16; Dunleavy 13; Sanders 10; Christensen 6; Duhon 5; Love 3; Sweet 1. **Charges Taken (58):** Battier 26; Williams 9; Dunleavy 8; James 5; Boozer 3; Duhon 2; Sanders 2; Horvath 1; Love 1; Sweet 1. **Forced Five-Second Calls (7):** Duhon 4; Williams 2; Battier 1.

2000-01 RESULTS

Date	Opponent	Rank	Site	Result
N 14	Princeton	2	- H	W 87 50
N 17	Villanova	2	- H	W 98 85
N 22	Texas	2	- N1	W 95 69
N 24	Temple	2	- N1	W 63 61
N 25	Army West Point	2	- H	W 91 48
N 28	Illinois	1	9 N2	W 78 77
D 2	Temple	1	17 A	W 93 68
D 5	Davidson	1	- H	W 102 60
D 9	Michigan	1	- H	W 104 61
D 19	Portland	1	- N3	W 97 64
D 21	Stanford	1	3 N4	L 83 84
D 30	North Carolina A&T	3	- H	W 108 73
J 4	Florida State	3	- A	W 99 72
J 7	Clemson	3	- H	W 115 74
J 10	NC State	2	- A	W 84 78
J 13	Virginia	2	10 H	W 103 61
J 16	Boston College	2	25 H	W 97 75
J 20	Georgia Tech	2	- A	W 98 77
J 24	Wake Forest	2	9 H	W 85 62
J 27	Maryland	10T	2 8 A	W 98 96
F 1	North Carolina	2	4 H	L 83 85
F 4	Florida State	2	- H	W 100 58
F 7	Clemson	3	- A	W 81 64
F 11	NC State	3	- H	W 101 75
F 14	Virginia	3	12 A	L 89 91
F 18	St. John's	3	- A1	W 91 59
F 21	Georgia Tech	4	- H	W 98 54
F 24	Wake Forest	4	24 A	W 82 80
F 27	Maryland	2	16 H	L 80 91
M 4	North Carolina	2	4 A	W 95 81
M 9	NC State	3	- N5	W 76 61
M 10	Maryland	3	11 N5	W 84 82
M 11	North Carolina	3	6 N5	W 79 53
M 15	Monmouth	1	- N6	W 95 52
M 17	Missouri	1	- N6	W 94 81
M 22	UCLA	1	15 N7	W 76 63
M 24	Southern California	1	- N7	W 79 69
M 31	Maryland	1	11 N8	W 95 84
A 2	Arizona	1	5 N8	W 82 72

N1 - Preseason NIT, Madison Square Garden, New York, NY.

N2 - ACC/Big Ten Challenge, Greensboro Coliseum, Greensboro, N.C.

N3 - Rose Garden, Portland, Ore.

N4 - The Coliseum in Oakland, Oakland, Calif.

A1 - Madison Square Garden, New York, NY.

N5 - ACC Tournament, Georgia Dome, Atlanta, Ga.

N6 - NCAA Tournament, Greensboro Coliseum, Greensboro, N.C.

N7 - NCAA Tournament, Wachovia Center, Philadelphia, Pa.

N8 - NCAA Final Four, Metrodome, Minneapolis, Minn.

HONORS & AWARDS

SHANE BATTIER

- Wooden Award winner
- Naismith Award winner
- National Player of the Year (consensus)
- National Defensive Player of the Year
- Verizon Academic All-America of the Year
- First Team All-America (unanimous)
- NCAA Final Four MOP
- NCAA East Region All-Tournament Team
- ACC Co-Player of the Year
- First Team All-ACC
- ACC Tournament MVP
- ACC All-Tournament Team

CHRIS DUHON

- ACC Rookie of the Year

MIKE DUNLEAVY

- NCAA All-Final Four Team
- ACC All-Tournament Team (first team)

NATE JAMES

- Third Team All-ACC
- ACC All-Tournament Team (second team)
- ACC All-Defensive Team

JASON WILLIAMS

- National Player of the Year (NABC)
- First Team All-America (consensus)
- NCAA All-Final Four Team
- NCAA East Region MOP
- NCAA East Region All-Tournament Team
- First Team All-ACC
- ACC All-Tournament Team (first team)

MIKE KRZYZEWSKI

- 2001 Naismith Memorial Hall of Fame inductee
- Victor Award winner - National Coach of the Year



2010 NATIONAL CHAMPIONS

TRADITION



The story of the 2010 championship team is one of teamwork and consistent growth. Despite returning four starters from an ACC Championship team that won 30 games a year before, the Blue Devils were often overlooked and ignored as a title contender in 2010.

A group of seniors (Jon Scheyer, Lance Thomas & Brian Zoubek) that endured a 22-11 record as freshmen, along with junior standouts Kyle Singler and Nolan Smith, set out to do something special with a group that most considered good but not great.

The Blue Devils started strong with six straight wins, including a 68-59 victory over 13th-ranked Connecticut in the championship game of the NIT Season Tip-Off. Duke outrebounded the Huskies, 56-43, in the contest with Thomas and Zoubek each grabbing 11 boards.

Duke suffered its first setback of the year, despite 28 points from Singler, on Dec. 2 at Wisconsin. The 73-69 loss was Duke's first in the ACC/Big Ten Challenge.

The team won its next seven games, with six of the victories coming by 20+ points. Duke climbed to No. 5 in the AP poll and Scheyer established himself as an All-America candidate along the way. The senior guard netted a career-high 36 points on 7-of-9 shooting from three-point distance against Gardner-Webb and totaled 31 points in a win over Iowa State in Chicago.

Duke dropped an ACC contest at No. 20 Georgia Tech despite 25 points and six assists from Scheyer before returning home to post wins over Boston College and Wake Forest.

The skeptics reemerged following another road loss for the Blue Devils, this time at the hands of N.C. State. The Wolfpack shot 58.2 percent from the field in an 88-74 victory.

Duke's road woes changed in a primetime contest at Clemson with ESPN College GameDay on site. The Blue Devils avenged a 74-47 loss in 2009 at Littlejohn with a 60-47 win over the 17th-ranked Tigers. Smith paced the team with 22 points.

Duke hit a stumbling block again in Washington, D.C., against Georgetown with President Barack Obama and Vice President Joe Biden on hand. The Hoyas dismantled the Duke defense, shooting an opponent-record 71.7 percent from the field.

Duke returned home to top No. 21 Georgia Tech and added road wins over Boston College and North Carolina. On Feb. 13, in his 1,000th career game at Duke and his 63rd birthday, Mike Krzyzewski moved Zoubek into the starting lineup, and the senior center responded with

16 points and a career-best 17 rebounds against the Terrapins. He followed up with a 16-rebound effort two games later and suddenly Duke had an interior toughness to go with the NCAA's highest-scoring trio in Scheyer, Singler and Smith.

Duke entered March ranked fourth in the polls with a 25-4 record. On senior night at Maryland, it took a few unfortunate bounces and a clutch performance by Greivis Vasquez to snap the Blue Devils' four-game road win streak and an eight-game win streak overall.

The Blue Devils put everything together in their next game, an 82-50 dismantling of North Carolina. Scheyer, Singler and Smith combined for 65 points and Duke jumped out to a 53-26 halftime lead. The Tar Heels had 15 turnovers and made just 16 field goals in the contest.

In the ACC Tournament, Duke posted wins over Virginia and Miami to reach the championship game. Tournament MOP Singler went 14-of-16 from the foul line, and Scheyer hit a clutch three-point field goal in the final 30 seconds to secure a 65-61 victory over Georgia Tech and Duke's ninth ACC title in the last 12 years.

The Blue Devils grabbed a No. 1 seed in the NCAA Tournament for the 11th time in school history and advanced through Jacksonville by handily defeating Arkansas-Pine Bluff and California. Duke then posted a hard-fought, 70-57, win over Purdue as Singler netted 24 points and the Blue Devils posted a +21 rebound margin for the game. Left standing in the way of the program's first Final Four appearance since 2004 was Baylor. Duke trailed at the half but used timely three-point shooting and 23 offensive rebounds to claim a 78-71 victory. Smith scored a career-high 29 points in the win.

Duke returned to Indianapolis, the site of its first NCAA title, to face West Virginia in the Final Four. The big three combined for 63 points as the Blue Devils shot 52.7 percent from the field in a 78-57 dismantling of the Mountaineers.

The title game pitted Duke against hometown Butler and its 25-game win streak. The seesaw battle came down to the final seconds with the outcome hanging in the balance until a halfcourt shot caromed off the rim at the buzzer giving the Blue Devils a 61-59 victory and the program's fourth NCAA title. Singler, the Final Four MVP, led the way with 19 points, while Zoubek added 10 rebounds.

With the win in the title game, Krzyzewski's team completed its climb from good to very good to great.

RECORD: 35-5; HOME: 17-0; AWAY: 5-5; NEUTRAL: 13-0

Player	G	MP	FG-FGA	Pct	FT-FTA	Pct	Reb-Avg	PF-DQ	Ast	TO	BS	St	Pts-Avg
*Scheyer	40	1,470	212-531	.399	194-221	.878	144-3.6	54-0	194	65	10	65	728-18.2
*Singler	40	1,436	228-550	.415	166-208	.798	280-7.0	86-1	96	79	32	41	707-17.7
*Smith	38	1,349	239-542	.441	122-159	.767	106-2.8	66-0	114	69	9	45	660-17.4
Zoubek	40	746	90-141	.638	43-78	.551	309-7.7	138-8	39	48	31	27	223-5.6
*Mi. Plumlee	40	654	83-148	.561	39-59	.661	197-4.9	103-3	12	43	26	20	206-5.2
*Thomas	40	1,013	68-155	.439	55-74	.743	194-4.9	121-4	36	61	8	24	191-4.8
Dawkins	38	477	54-136	.397	25-34	.735	43-1.1	36-1	13	15	2	11	169-4.4
Ma. Plumlee	34	480	49-106	.462	25-46	.543	105-3.1	73-1	30	32	30	18	125-3.7
Czyz	6	61	7-12	.583	0-0	.000	12-2.0	4-0	5	3	0	2	15-2.5
Kelly	35	227	16-45	.356	4-6	.667	38-1.1	34-0	13	8	14	8	41-1.2
Davidson	21	55	1-5	.200	6-10	.600	5-0.2	6-0	3	3	0	1	9-0.4
Johnson	14	24	1-3	.333	3-4	.750	3-0.2	0-0	0	0	0	2	5-0.4
Peters	7	8	0-0	.000	0-0	.000	1-0.1	0-0	0	1	0	0	0-0.0
Zafirovski	0	0	0-0	.000	0-0	.000	0-0.0	0-0	0	0	0	0	0-0.0
Team	-	-	-	-	-	-	123-3.2	-	-	12	-	-	-
Duke	40	8,000	1,048-2,374	.441	682-899	.759	1,560-39.0	721-18	555	439	162	264	3,079-77.0
Opps	40	8,000	883-2,202	.401	515-749	.688	1,310-32.8	781-17	432	566	155	210	2,439-61.0

• **Three-Point Field Goals (301-782, .385):** Scheyer (110-287, .383), Singler (85-213, .399), Smith (60-153, .392), Dawkins (36-95, .379), Kelly (5-19, .263), Ma. Plumlee (2-8, .250), Mi. Plumlee (1-1, 1.000), Davidson (1-2, .500), Czyz (1-4, .250). **Dunks (86):** Mi. Plumlee 33, Ma. Plumlee 24, Smith 9, Thomas 7, Singler 4, Czyz 3, Kelly 2, Zoubek 2, Dawkins 2. **Charges Taken (54):** Thomas 16, Zoubek 16, Singler 7, Scheyer 6, Kelly 4, Smith 4, Mi. Plumlee 1. **Forced Five-Second Calls (3):** Smith 2, TEAM 1.

2009-10 RESULTS

Date	Opponent	Rank	Site	Result
N 13	UNC Greensboro	9	- H	W 96 62
N 16	Coastal Carolina	9	- H1	W 74 49
N 17	Charlotte	9	- H1	W 101 59
N 21	Radford	9	- H	W 104 67
N 25	Arizona State	7	- N1	W 64 53
N 27	Connecticut	7	13 N1	W 68 59
D 2	Wisconsin	6	- A1	L 69 73
D 5	St. John's	6	- H	W 80 71
D 15	Gardner-Webb	7	- H	W 113 68
D 19	Gonzaga	7	15 N2	W 76 41
D 29	Long Beach State	7	- H	W 84 63
D 31	Pennsylvania	7	- H	W 114 55
J 3	Clemson	7	21 H	W 74 53
J 6	Iowa State	5	- N3	W 86 65
J 9	Georgia Tech	5	20 A	L 67 71
J 13	Boston College	8	- H	W 79 59
J 17	Wake Forest	8	- H	W 90 70
J 20	NC State	7	- A	L 74 88
J 23	Clemson	7	17 A	W 60 47
J 27	Florida State	8	- H	W 70 56
J 30	Georgetown	8	7 A	L 77 89
F 4	Georgia Tech	10	21 H	W 86 67
F 6	Boston College	10	- A	W 66 63
F 10	North Carolina	8	- A	W 64 54
F 13	Maryland	8	- H	W 77 56
F 17	Miami	6	- A	W 81 74
F 21	Virginia Tech	6	- H	W 67 55
F 25	Tulsa	5	- H	W 70 52
F 28	Virginia	5	- A	W 67 49
M 3	Maryland	4	22 A	L 72 79
M 6	North Carolina	4	- H	W 82 50
M 12	Virginia	4	- N4	W 57 46
M 13	Miami	4	- N4	W 77 74
M 14	Georgia Tech	4	- N4	W 65 61
M 19	Arkansas-Pine Bluff	3	- N5	W 73 44
M 21	California	3	- N5	W 68 53
M 26	Purdue	3	10 N6	W 70 57
M 28	Baylor	3	19 N6	W 78 71
A 3	West Virginia	3	6 N7	W 78 57
A 5	Butler	3	11 N7	W 61 59

H1 - NIT Season Tip-Off

N1 - NIT Season Tip-Off, Madison Square Garden, New York, N.Y.

A1 - ACC/Big Ten Challenge

N2 - Madison Square Garden, New York, N.Y.

N3 - United Center, Chicago, Ill.

N4 - ACC Tournament, Greensboro Coliseum, Greensboro, N.C.

N5 - NCAA Tournament, Veterans Memorial Arena, Jacksonville, Fla.

N6 - NCAA Tournament, Reliant Stadium, Houston, Texas

N7 - NCAA Final Four, Lucas Oil Stadium, Indianapolis, Ind.

HONORS & AWARDS

RYAN KELLY

- ACC All-Academic Team

JON SCHEYER

- NCAA All-Final Four Team
- NCAA South Region All-Tournament Team
- Consensus Second Team All-America
- ACC All-Tournament (first team)
- First Team All-ACC (unanimous)
- NIT Season Tip-Off Most Outstanding Player
- ACC Player of the Week (Nov. 30, Dec. 21. Feb. 15)

KYLE SINGLER

- NCAA Final Four MOP
- ACC Tournament MVP
- First Team All-ACC

NOLAN SMITH

- NCAA All-Final Four Team
- NCAA Tournament South Region MOP
- ACC All-Tournament (first team)
- Second Team All-ACC
- NIT Season Tip-Off all-tournament Team
- ACC Player of the Week (Nov. 23)

LANCE THOMAS

- ACC All-Defensive Team (media)
- ACC All-Defensive Team (coaches)

BRIAN ZOUBEK

- ACC All-Academic Team

2015 NATIONAL CHAMPIONS



The 2014-15 campaign served as a redemptive year for the Blue Devils. After an early exit from the NCAA Tournament the previous season, Duke welcomed an impressive foursome of freshmen (Grayson Allen, Tyus Jones, Jahliil Okafor and Justise Winslow) to Durham to help bolster a lineup that included senior leader Quinn Cook. The Blue Devils showcased unparalleled maturity and focus that was evident from the outset.

Duke opened the season with victories in its first 14 games, including 10-point wins over No. 19 Michigan State (81-71) and No. 2 Wisconsin (80-70). In both matchups, fans saw their first glimpse of a reoccurring theme throughout the year - Tyus Jones performing when the pressure was greatest. He helped put the game out of reach in Duke's games against the Spartans and Badgers, scoring 17 second-half points against Michigan State and netting a team-high 22 points on 7-of-11 shooting versus Wisconsin.

Duke suffered its initial two setbacks of the season against NC State and Miami. The first of Duke's four losses took place in Raleigh, N.C., where the Blue Devils were unable to defend the perimeter against a locked-in Wolfpack squad, surrendering 10 three-point field goals en route to an 87-75 loss. After returning home to Cameron, Duke looked to right the ship against Miami, but the Hurricanes had other plans as the Blue Devils' 41-game home court win streak came to an end with an 87-75 defeat. Duke's perimeter defense once again struggled, as Miami connected on 10-of-20 three-point attempts.

In a significant defensive shift, the Blue Devils transitioned to a zone defense against No. 6 Louisville, holding the Cardinals to just 18-of-61 shooting, the lowest field goal percentage by a Duke opponent all season. Offensively, Duke relied on team captain Amile Jefferson, who netted a career-high 19 points on 6-of-7 shooting.

Duke returned to Durham and downed Pittsburgh, 79-65, bringing head coach Mike Krzyzewski's all-time career wins total within one victory of 1,000. A win against St. John's in one of the most historic arenas in basketball, Madison Square Garden, would clinch the achievement for Krzyzewski.

Duke trailed at the break against St. John's, but a second-half push, fueled by 13 points from Tyus Jones, helped give the Blue Devils a 77-68 win and Krzyzewski his 1,000th victory.

The young Duke team once again bounced back from a loss at No. 8 Notre Dame with a road win against a top-10 opponent. While competing on College GameDay, the Blue Devils dropped No. 2 Virginia,

69-63, thanks to timely three-point shooting and a combination of man-to-man and zone defense. Five three-point field goals over the final five minutes gave Duke its third road win over a top-10 opponent, the first time in program history such a feat was achieved.

Duke concluded the regular season on an 11-game winning streak. During the stretch, Duke shot 81.0 percent to rout 10th-ranked Notre Dame at home by 30 points, tying for the best first-half shooting performance in program history. Matt Jones hit 5-of-7 field goal attempts to net 15 of his 17 points in the first half.

Duke produced a thrilling two-point overtime victory over No. 15 North Carolina in its following home game, as Tyus Jones scored the final nine points in regulation to force overtime against the Tar Heels. He joined Cook in scoring a game-high 22 points, while shooting a combined 57.1 percent from beyond the arc in the process.

The Blue Devils would conclude regular-season ACC play with a 15-3 mark after defeating North Carolina, 84-77, in the Dean Dome. Tyus Jones put together a well-rounded game, scoring 24 points, six rebounds and seven assists en route to becoming the first Duke freshman in program history to register at least 20 points, five rebounds and five assists in his first two games against the Tar Heels.

Duke went into the ACC Tournament ranked No. 2 nationally and on an 11-game win streak, which was extended to 12 games after the Blue Devils defeated NC State, 77-53. Notre Dame defeated Duke, 74-64, in the ACC Tournament semifinals.

Duke garnered its 13th No. 1 seed in the NCAA Tournament. After advancing through the second and third rounds with wins over Robert Morris and San Diego State in Charlotte, the Blue Devils traveled to Houston, where they outlasted Utah in a low-scoring affair and defeated Gonzaga to earn their 16th appearance in the Final Four.

An early onslaught from 23rd-ranked Michigan State set Duke behind by eight points before the first media timeout, but the Blue Devils went on a 23-6 run of their own in a Final Four matchup. Winslow's team-high 19 points helped bypass the Spartans, 81-61, in Indianapolis, Ind., the site of Duke's 1991 and 2010 national titles.

In the national championship game, Duke faced No. 3 Wisconsin. Tyus Jones garnered Final Four Most Outstanding Player honors, the first freshman ever to earn the honor, after scoring a game-high 23 points. He was joined by fellow freshmen Allen (16), Okafor (10) and Winslow (11) in scoring 60 of the team's 68 total points, the most by a group of freshmen in a national championship game.

RECORD: 35-4; HOME: 15-1; AWAY: 9-2; NEUTRAL: 11-1

Player	G	MP	FG-FGA	Pct	FT-FTA	Pct	Reb-Avg	PF-DO	Ast	TO	BS	St	Pts-Avg
*Okafor	38	1,143	279-420	.664	99-194	.510	322-8.5	81-0	49	95	54	29	657-17.3
*Cook	39	1,396	199-439	.453	98-110	.891	131-3.4	76-0	103	47	1	39	598-15.3
*Winslow	39	1,135	173-356	.486	100-156	.641	252-6.5	108-5	82	71	34	52	492-12.6
*T. Jones	39	1,322	135-324	.417	144-162	.889	137-3.5	46-0	217	76	3	59	461-11.8
*Jefferson	39	831	94-149	.631	51-92	.554	226-5.8	76-0	33	41	26	22	239-6.1
M. Jones	39	847	84-205	.410	25-35	.714	91-2.3	66-0	39	29	3	37	234-6.0
Allen	35	322	45-106	.425	45-53	.849	35-1.0	42-2	14	15	5	10	153-4.4
Plumlee	39	375	32-42	.762	22-31	.710	92-2.4	58-0	12	14	22	8	87-2.2
Pagliuca	11	18	1-5	.200	0-0	.000	4-0.4	4-0	1	0	0	0	3-0.3
Kelly	10	12	0-1	.000	0-0	.000	0-0.0	0-0	2	0	0	0	0-0.0
Team	-	-	-	-	-	-	92-2.4	-	-	7	-	-	-
Duke	39	7,850	1,099-2,191	.502	610-873	.699	1,436-36.8	607-7	588	421	149	278	3,091-79.3
Opps	39	7,850	962-2,281	.422	379-548	.692	1,227-31.5	741-0	452	481	121	216	2,502-64.2

\* Three-Point Field Goals (283-732, .387): Cook (102-258, .385), T. Jones (47-124, .379), Winslow (46-110, .418), M. Jones (41-109, .376), Allen (18-52, .346), Plumlee (1-1, 1.000), Pagliuca (1-4, .250). Dunks (124): Okafor 64, Winslow 24, Plumlee 18, Jefferson 10, Allen 5.

Charges Taken (30): T. Jones 11, Winslow 8, Jefferson 5, M. Jones 3. Forced Five-Second Calls (4): Cook 2, T. Jones 1, TEAM 1.

2014-15 RESULTS

Date	Opponent	Rank	Site	Result
N 14	Presbyterian	4	- H1	W 113 44
N 15	Fairfield	4	- H1	W 109 59
N 18	Michigan State	4	19 N1	W 81 71
N 21	Temple	4	- N2	W 74 54
N 22	Stanford	4	- N2	W 70 59
N 26	Furman	4	- H	W 93 54
N 30	Army West Point	4	- H	W 93 73
D 3	Wisconsin	4	2 A1	W 80 70
D 15	Elon	2	- H	W 75 62
D 18	Connecticut	2	- N3	W 66 56
D 29	Toledo	2	- H	W 86 69
D 31	Wofford	2	- H	W 84 55
J 3	Boston College	2	- H	W 85 62
J 7	Wake Forest	2	- A	W 73 65
J 11	NC State	2	- A	L 75 87
J 13	Miami	4	- H	L 74 90
J 17	Louisville	4	6 A	W 63 52
J 19	Pittsburgh	5	- H	W 79 65
J 25	St. John's	5	- A2	W 77 68
J 28	Notre Dame	4	8 A	L 73 77
J 31	Virginia	4	2 A	W 69 63
F 4	Georgia Tech	4	- H	W 72 66
F 7	Notre Dame	4	10 H	W 90 60
F 9	Florida State	4	- A	W 73 70
F 14	Syracuse	4	- A	W 80 72
F 18	North Carolina	10T	4 15 H	W 92 90
F 21	Clemson	4	- A	W 78 56
F 25	Virginia Tech	10T	4 - A	W 91 86
F 28	Syracuse	4	- H	W 73 54
M 4	Wake Forest	3	- H	W 94 51
M 7	North Carolina	3	19 A	W 84 77
M 12	NC State	2	- N4	W 77 53
M 13	Notre Dame	2	11 N4	L 64 74
M 20	Robert Morris	4	- N5	W 85 56
M 22	San Diego State	4	- N5	W 68 49
M 27	Utah	4	19 N6	W 63 57
M 29	Gonzaga	4	7 N6	W 66 52
A 4	Michigan State	4	23 N7	W 81 61
A 6	Wisconsin	4	3 N7	W 68 63

H1 - Coaches vs. Cancer Classic

N1 - Champions Classic, Bankers Life Fieldhouse, Indianapolis, Ind.

N2 - Coaches vs. Cancer Classic, Barclays Center, Brooklyn, N.Y.

A1 - ACC/Big Ten Challenge

N3 - Izod Center, East Rutherford, N.J.

A2 - Madison Square Garden, New York, N.Y.

N4 - ACC Tournament, Greensboro Coliseum, Greensboro, N.C.

N5 - NCAA Tournament, Time Warner Cable Arena, Charlotte, N.C.

N6 - NCAA Tournament, NRG Stadium, Houston, Texas

N7 - NCAA Final Four, Lucas Oil Stadium, Indianapolis, Ind.

HONORS & AWARDS

GRAYSON ALLEN

- NCAA Final Four All-Tournament Team
- All-ACC Academic Team

QUINN COOK

- Second Team All-ACC (unanimous)
- USBWA All-District III Team
- ACC Player of the Week (Feb. 16, Feb. 23)
- Coaches vs. Cancer Tournament Most Valuable Player

MATT JONES

- NCAA South Regional All-Tournament Team

TYUS JONES

- NCAA Final Four All-Tournament Most Outstanding Player
- NCAA Final Four All-Tournament Team
- NCAA South Regional All-Tournament Most Outstanding Player
- NCAA South Regional All-Tournament Team
- Third Team All-ACC & All-ACC Freshman Team (unanimous)
- All-ACC Academic Team
- Wayman Tisdale National Freshman of the Week (Feb. 23)
- ACC Rookie of the Week (Dec. 8, Jan. 26, Feb. 23, March 8)

JAHLIL OKAFOR

- First Team All-America (unanimous)
- Wayman Tisdale Freshman of the Year
- ACC Player & Rookie of the Year
- USBWA District III Player of the Year
- First Team All-ACC (unanimous)
- All-ACC Tournament Team (second team)
- ACC Player of the Week (Jan. 5)
- ACC Rookie of the Week (Nov. 17, Nov. 24, Dec. 1, Dec. 22, Jan. 5, Jan. 12, Jan. 19, Feb. 2)

JUSTISE WINSLOW

- NCAA Final Four All-Tournament Team
- NCAA South Regional All-Tournament Team
- All-ACC Freshman Team (unanimous)
- USBWA All-District III Team
- Coaches vs. Cancer All-Tournament Team
- ACC Rookie of the Week (Feb. 9)



## ACC TOURNAMENT RESULTS

TRADITION

## 1954 | SEED: #1

Quarterfinals	3/4	Raleigh, N.C.	Virginia <sup>8</sup>	W	96-68	13 - Mayer
Semifinals	3/5	Raleigh, N.C.	NC State <sup>4</sup>	L	75-79	21 - Janicki

## 1955 | SEED: #2

Quarterfinals	3/3	Raleigh, N.C.	South Carolina <sup>7</sup>	W	83-67	18 - Lakata
Semifinals	3/4	Raleigh, N.C.	Virginia <sup>6</sup>	W	90-77 (ot)	34 - Mayer
Championship	3/5	Raleigh, N.C.	NC State <sup>1</sup>	L	77-87	19 - Belmont

## 1956 | SEED: #4

Quarterfinals	3/1	Raleigh, N.C.	Maryland <sup>5</sup>	W	94-69	27 - Mayer
Semifinals	3/2	Raleigh, N.C.	NC State <sup>1</sup>	L	79-91	22 - Mayer

## 1957 | SEED: #3

Quarterfinals	3/7	Raleigh, N.C.	South Carolina <sup>6</sup>	L	81-84	20 - Newcome
---------------	-----	---------------	-----------------------------	---	-------	--------------

## 1958 | SEED: #1

Quarterfinals	3/6	Raleigh, N.C.	Wake Forest <sup>8</sup>	W	51-44	12 - Harris
Semifinals	3/7	Raleigh, N.C.	Maryland <sup>4</sup>	L	65-71 (ot)	21 - Allen

## 1959 | SEED: #3

Quarterfinals	3/5	Raleigh, N.C.	Wake Forest <sup>6</sup>	W	78-71	28 - Hurt
Semifinals	3/6	Raleigh, N.C.	North Carolina <sup>2</sup>	L	71-74	21 - Youngkin

## 1960 | SEED: #4 | ACC CHAMPION

Quarterfinals	3/3	Raleigh, N.C.	South Carolina <sup>5</sup>	W	82-69	26 - Kistler
Semifinals	3/4	Raleigh, N.C.	North Carolina <sup>1</sup>	W	71-69	30 - Youngkin
Championship	3/5	Raleigh, N.C.	Wake Forest <sup>2</sup>	W	63-59	22 - Kistler

## 1961 | SEED: #2

Quarterfinals	3/2	Raleigh, N.C.	Virginia <sup>7</sup>	W	89-54	22 - Heyman
Semifinals	3/3	Raleigh, N.C.	South Carolina <sup>6</sup>	W	92-75	32 - Heyman
Championship	3/4	Raleigh, N.C.	Wake Forest <sup>1</sup>	L	81-96	26 - Heyman

## 1962 | SEED: #2

Quarterfinals	3/1	Raleigh, N.C.	Maryland <sup>7</sup>	W	71-58	22 - Heyman
Semifinals	3/2	Raleigh, N.C.	Clemson <sup>6</sup>	L	72-77	27 - Heyman

## 1963 | SEED: #1 | ACC CHAMPION

Quarterfinals	2/28	Raleigh, N.C.	Virginia <sup>8</sup>	W	89-70	29 - Mullins
Semifinals	3/1	Raleigh, N.C.	NC State <sup>5</sup>	W	82-65	25 - Mullins
Championship	3/2	Raleigh, N.C.	Wake Forest <sup>2</sup>	W	68-57	24 - Heyman

## 1964 | SEED: #1 | ACC CHAMPION

Quarterfinals	3/5	Raleigh, N.C.	NC State <sup>8</sup>	W	75-44	21 - Buckley
Semifinals	3/6	Raleigh, N.C.	North Carolina <sup>5</sup>	W	65-49	20 - Buckley
Championship	3/7	Raleigh, N.C.	Wake Forest <sup>2</sup>	W	80-59	24 - Mullins

## 1965 | SEED: #1

Quarterfinals	3/4	Raleigh, N.C.	South Carolina <sup>8</sup>	W	62-60	25 - Verga
Semifinals	3/5	Raleigh, N.C.	Wake Forest <sup>5</sup>	W	101-81	25 - Vacendak
Championship	3/6	Raleigh, N.C.	NC State <sup>2</sup>	L	85-91	25 - Verga

## 1966 | SEED: #1 | ACC CHAMPION

Quarterfinals	3/3	Raleigh, N.C.	Wake Forest <sup>8</sup>	W	103-73	29 - Verga
Semifinals	3/4	Raleigh, N.C.	North Carolina <sup>4</sup>	W	21-20	6 - Vacendak
Championship	3/5	Raleigh, N.C.	NC State <sup>2</sup>	W	71-66	18 - Vacendak

## 1967 | SEED: #2

Quarterfinals	3/9	Greensboro, N.C.	Virginia <sup>7</sup>	W	99-78	35 - Verga
Semifinals	3/10	Greensboro, N.C.	South Carolina <sup>3</sup>	W	69-66	21 - Verga
Championship	3/11	Greensboro, N.C.	North Carolina <sup>1</sup>	L	73-83	20 - Verga

## 1968 | SEED: #2

Quarterfinals	3/7	Charlotte, N.C.	Clemson <sup>7</sup>	W	43-40	13 - Lewis
Semifinals	3/8	Charlotte, N.C.	NC State <sup>3</sup>	L	10-12	4 - Lewis

## 1969 | SEED: #3

Quarterfinals	3/6	Charlotte, N.C.	Virginia <sup>6</sup>	W	99-86	24 - two players
Semifinals	3/7	Charlotte, N.C.	South Carolina <sup>2</sup>	W	68-59	18 - Golden
Championship	3/8	Charlotte, N.C.	North Carolina <sup>1</sup>	L	74-85	19 - Denton

## 1970 | SEED: #4

Quarterfinals	3/5	Charlotte, N.C.	Wake Forest <sup>5</sup>	L	73-81	29 - Saunders
---------------	-----	-----------------	--------------------------	---	-------	---------------

## 1971 | SEED: #3

Quarterfinals	3/11	Greensboro, N.C.	NC State <sup>6</sup>	L	61-68	16 - Denton
---------------	------	------------------	-----------------------	---	-------	-------------

## 1972 | SEED: #4

Quarterfinals	3/9	Greensboro, N.C.	NC State <sup>5</sup>	W	73-60	16 - two players
Semifinals	3/10	Greensboro, N.C.	North Carolina <sup>1</sup>	L	48-63	13 - Melchionni

## 1973 | SEED: #4

Quarterfinals	3/8	Greensboro, N.C.	Virginia <sup>5</sup>	L	55-59	14 - Melchionni
---------------	-----	------------------	-----------------------	---	-------	-----------------

## 1974 | SEED: #7

Quarterfinals	3/7	Greensboro, N.C.	Maryland <sup>2</sup>	L	66-85	17 - Armstrong
---------------	-----	------------------	-----------------------	---	-------	----------------

## 1975 | SEED: #6

Quarterfinals	3/6	Greensboro, N.C.	Clemson <sup>3</sup>	L	76-78	16 - Hodge
---------------	-----	------------------	----------------------	---	-------	------------

## 1976 | SEED: #7

Quarterfinals	3/4	Landover, Md.	Maryland <sup>2</sup> (OT)	L	78-80	33 - Armstrong
---------------	-----	---------------	----------------------------	---	-------	----------------

## 1977 | SEED: #6

Quarterfinals	3/3	Greensboro, N.C.	Clemson <sup>3</sup>	L	74-82	23 - Spanarkel
---------------	-----	------------------	----------------------	---	-------	----------------

## 1978 | SEED: #2 | ACC CHAMPION

Quarterfinals	3/1	Greensboro, N.C.	Clemson <sup>7</sup>	W	83-72	22 - Dennard
Semifinals	3/2	Greensboro, N.C.	Maryland <sup>4</sup>	W	81-69	21 - Spanarkel
Championship	3/4	Greensboro, N.C.	Wake Forest <sup>5</sup>	W	85-77	25 - Gminski

## 1979 | SEED: #2

Quarterfinals	3/1	Greensboro, N.C.	Wake Forest <sup>7</sup>	W	58-56	20 - Spanarkel
Semifinals	3/2	Greensboro, N.C.	NC State <sup>6</sup>	W	62-59	18 - Spanarkel
Championship	3/3	Greensboro, N.C.	North Carolina <sup>1</sup>	L	63-71	19 - Gminski

## 1980 | SEED: #6 | ACC CHAMPION

Quarterfinals	2/28	Greensboro, N.C.	NC State <sup>3</sup>	W	68-62	24 - Banks
Semifinals	2/29	Greensboro, N.C.	North Carolina <sup>2</sup>	W	75-61	24 - Gminski
Championship	3/1	Greensboro, N.C.	Maryland <sup>1</sup>	W	73-72	21 - Banks

## 1981 | SEED: #5

Quarterfinals	3/5	Landover, Md.	Maryland <sup>4</sup>	L	53-56	17 - Banks
---------------	-----	---------------	-----------------------	---	-------	------------

## 1982 | SEED: #6

Quarterfinals	3/5	Greensboro, N.C.	Wake Forest <sup>3</sup>	L	53-88	17 - Taylor
---------------	-----	------------------	--------------------------	---	-------	-------------

## 1983 | SEED: #7

Quarterfinals	3/11	Atlanta, Ga.	Virginia <sup>2</sup>	L	66-109	17 - Dawkins
---------------	------	--------------	-----------------------	---	--------	--------------

## 1984 | SEED: #4

Quarterfinals	3/9	Greensboro, N.C.	Georgia Tech <sup>5</sup>	W	67-63	20 - Alarie
Semifinals	3/10	Greensboro, N.C.	North Carolina <sup>1</sup>	W	77-75	21 - Alarie
Championship	3/11	Greensboro, N.C.	Maryland <sup>2</sup>	L	62-74	22 - Dawkins

## 1985 | SEED: #4

Quarterfinals	3/8	Atlanta, Ga.	Maryland <sup>5</sup>	W	86-73	27 - Dawkins
Semifinals	3/9	Atlanta, Ga.	Georgia Tech <sup>1</sup>	L	64-75	21 - Bilas

## 1986 | SEED: #1 | ACC CHAMPION

Quarterfinals	3/7	Greensboro, N.C.	Wake Forest <sup>8</sup>	W	68-60	22 - Alarie
Semifinals	3/8	Greensboro, N.C.	Virginia <sup>5</sup>	W	75-70	24 - Dawkins
Championship	3/9	Greensboro, N.C.	Georgia Tech <sup>2</sup>	W	68-67	20 - Dawkins

## 1987 | SEED: #3

Quarterfinals	3/6	Landover, Md.	NC State <sup>6</sup> (OT)	L	64-71	20 - Ferry
---------------	-----	---------------	----------------------------	---	-------	------------

## 1988 | SEED: #3 | ACC CHAMPION

Quarterfinals	3/11	Greensboro, N.C.	Virginia <sup>6</sup>	W	60-48	20 - Ferry
Semifinals	3/12	Greensboro, N.C.	NC State <sup>2</sup>	W	73-71	16 - Brickey
Championship	3/13	Greensboro, N.C.	North Carolina <sup>1</sup>	W	65-61	19 - Ferry

## 1989 | SEED: #2

Quarterfinals	3/10	Atlanta, Ga.	Wake Forest <sup>7</sup>	W	88-64	24 - Ferry
Semifinals	3/11	Atlanta, Ga.	Virginia <sup>3</sup>	W	69-58	23 - Ferry
Championship	3/12	Atlanta, Ga.	North Carolina <sup>4</sup>	L	74-77	16 - Henderson

## 1990 | SEED: #2

Quarterfinals	3/9	Charlotte, N.C.	Maryland <sup>7</sup>	W	104-84	24 - Henderson
Semifinals	3/10	Charlotte, N.C.	Georgia Tech <sup>3</sup>	L	72-83	29 - Laettner

## 1991 | SEED: #1

Semifinals	3/9	Charlotte, N.C.	NC State <sup>4</sup>	W	93-72	18 - two players
Championship	3/10	Charlotte, N.C.	North Carolina <sup>2</sup>	L	74-96	22 - Laettner

## 1992 | SEED: #1 | ACC CHAMPION

Quarterfinals	3/13	Charlotte, N.C.	Maryland <sup>8</sup>	W	94-87	33 - Laettner
Semifinals	3/14	Charlotte, N.C.	Georgia Tech <sup>4</sup>	W	89-76	17 - two players
Championship	3/15	Charlotte, N.C.	North Carolina <sup>3</sup>	W	94-74	25 - Laettner

## 1993 | SEED: #3

Quarterfinals	3/12	Charlotte, N.C.	Georgia Tech <sup>6</sup>	L	66-69	17 - Hurley
---------------	------	-----------------	---------------------------	---	-------	-------------

## 1994 | SEED: #1

Quarterfinals	3/11	Charlotte, N.C.	Clemson <sup>8</sup>	W	77-64	23 - Hill
Semifinals	3/12	Charlotte, N.C.	Virginia <sup>4</sup>	L	61-66	19 - Hill

**ACC TOURNAMENT RESULTS**

**1995 | SEED: #9**

First Round	3/9	Greensboro, N.C.	NC State <sup>8</sup>	W	83-70	19 - Parks
Quarterfinals	3/10	Greensboro, N.C.	Wake Forest <sup>1</sup>	L	70-87	18 - Meek

**1996 | SEED: #4**

Quarterfinals	3/8	Greensboro, N.C.	Maryland <sup>5</sup>	L	69-82	21 - Price
---------------	-----	------------------	-----------------------	---	-------	------------

**1997 | SEED: #1**

Quarterfinals	3/7	Greensboro, N.C.	NC State <sup>8</sup>	L	60-66	17 - Capel
---------------	-----	------------------	-----------------------	---	-------	------------

**1998 | SEED: #1**

First Round	3/5	Greensboro, N.C.	Virginia <sup>9</sup>	W	63-41	14 - McLeod
Semifinals	3/7	Greensboro, N.C.	Clemson <sup>5</sup>	W	66-64	17 - McLeod
Championship	3/8	Greensboro, N.C.	North Carolina <sup>2</sup>	L	68-83	24 - McLeod

**1999 | SEED: #1 | ACC CHAMPION**

First Round	3/4	Charlotte, N.C.	Virginia <sup>9</sup>	W	104-67	18 - Avery
Semifinals	3/6	Charlotte, N.C.	NC State <sup>5</sup>	W	83-68	24 - Maggette
Championship	3/7	Charlotte, N.C.	North Carolina <sup>3</sup>	W	96-73	29 - Avery

**2000 | SEED: #1 | ACC CHAMPION**

First Round	3/9	Charlotte, N.C.	Clemson <sup>9</sup>	W	94-63	19 - Battier
Semifinals	3/11	Charlotte, N.C.	Wake Forest <sup>5</sup>	W	82-73	18 - Battier
Championship	3/12	Charlotte, N.C.	Maryland <sup>2</sup>	W	81-68	23 - Williams

**2001 | SEED: #2 | ACC CHAMPION**

Quarterfinals	3/9	Atlanta, Ga.	NC State <sup>7</sup>	W	76-61	19 - Williams
Semifinals	3/10	Atlanta, Ga.	Maryland <sup>3</sup>	W	84-82	20 - Battier
Championship	3/11	Atlanta, Ga.	North Carolina <sup>1</sup>	W	79-53	24 - Dunleavy

**2002 | SEED: #2 | ACC CHAMPION**

Quarterfinals	3/8	Charlotte, N.C.	North Carolina <sup>7</sup>	W	60-48	20 - Williams
Semifinals	3/9	Charlotte, N.C.	Wake Forest <sup>5</sup>	W	79-64	18 - Dunleavy
Championship	3/10	Charlotte, N.C.	NC State <sup>4</sup>	W	91-61	26 - Boozer

**2003 | SEED: #3 | ACC CHAMPION**

Quarterfinals	3/14	Greensboro, N.C.	Virginia <sup>6</sup>	W	83-76	32 - Ewing
Semifinals	3/15	Greensboro, N.C.	North Carolina <sup>7</sup>	W	75-63	19 - Ewing
Championship	3/16	Greensboro, N.C.	NC State <sup>4</sup>	W	84-77	30 - Redick

**2004 | SEED: #1**

Quarterfinals	3/12	Greensboro, N.C.	Virginia <sup>8</sup>	W	84-74	27 - Williams
Semifinals	3/13	Greensboro, N.C.	Georgia Tech <sup>4</sup>	W	85-71	20 - Williams
Championship	3/14	Greensboro, N.C.	Maryland <sup>6</sup> (OT)	L	87-95	21 - Duhon

**2005 | SEED: #3 | ACC CHAMPION**

Quarterfinals	3/11	Washington, D.C.	Virginia <sup>11</sup>	W	76-64	16 - two players
Semifinals	3/12	Washington, D.C.	NC State <sup>7</sup>	W	76-69	35 - Redick
Championship	3/13	Washington, D.C.	Georgia Tech <sup>5</sup>	W	69-64	26 - Redick

**2006 | SEED: #1 | ACC CHAMPION**

Quarterfinals	3/10	Greensboro, N.C.	Miami <sup>8</sup>	W	80-76	25 - Redick
Semifinals	3/11	Greensboro, N.C.	Wake Forest <sup>12</sup>	W	78-66	20 - Redick
Championship	3/12	Greensboro, N.C.	Boston College <sup>3</sup>	W	78-76	26 - Redick

**2007 | SEED: #7**

First Round	3/8	Tampa, Fla.	NC State <sup>10</sup>	L	80-85 (ot)	18 - Paulus
-------------	-----	-------------	------------------------	---	------------	-------------

**2008 | SEED: #2**

Quarterfinals	3/14	Charlotte, N.C.	Georgia Tech <sup>7</sup>	W	82-70	18 - Scheyer
Semifinals	3/15	Charlotte, N.C.	Clemson <sup>3</sup>	L	74-78	17 - Paulus

**2009 | SEED: #3 | ACC CHAMPION**

Quarterfinals	3/13	Atlanta, Ga.	Boston College <sup>6</sup>	W	66-65	26 - Singler
Semifinals	3/14	Atlanta, Ga.	Maryland <sup>7</sup>	W	67-61	22 - Scheyer
Championship	3/15	Atlanta, Ga.	Florida State <sup>4</sup>	W	79-69	29 - Scheyer

**2010 | SEED: #1 | ACC CHAMPION**

Quarterfinals	3/12	Greensboro, N.C.	Virginia <sup>9</sup>	W	57-46	18 - Singler
Semifinals	3/13	Greensboro, N.C.	Miami <sup>12</sup>	W	77-74	27 - Singler
Championship	3/14	Greensboro, N.C.	Georgia Tech <sup>7</sup>	W	65-61	20 - Singler

**2011 | SEED: #2 | ACC CHAMPION**

Quarterfinals	3/11	Greensboro, N.C.	Maryland <sup>7</sup>	W	87-71	29 - Singler
Semifinals	3/12	Greensboro, N.C.	Virginia Tech <sup>6</sup>	W	77-63	27 - Smith
Championship	3/13	Greensboro, N.C.	North Carolina <sup>1</sup>	W	75-58	20 - Smith

**2012 | SEED: #2**

Quarterfinals	3/9	Atlanta, Ga.	Virginia Tech <sup>10</sup>	W	60-56	17 - Rivers
Semifinals	3/10	Atlanta, Ga.	Florida State <sup>3</sup>	L	59-62	17 - Rivers

**2013 | SEED: #2**

Quarterfinals	3/15	Greensboro, N.C.	Maryland <sup>7</sup>	L	74-83	19 - Plumlee
---------------	------	------------------	-----------------------	---	-------	--------------

**2014 | SEED: #3**

Quarterfinals	3/14	Greensboro, N.C.	Clemson <sup>6</sup>	W	63-62	18 - Parker
Semifinals	3/15	Greensboro, N.C.	NC State <sup>7</sup>	W	75-67	20 - Parker
Championship	3/16	Greensboro, N.C.	Virginia <sup>1</sup>	L	63-72	23 - Parker

**2015 | SEED: #2**

Quarterfinals	3/12	Greensboro, N.C.	NC State <sup>7</sup>	W	77-53	15 - Cook
Semifinals	3/13	Greensboro, N.C.	Notre Dame <sup>3</sup>	L	64-74	28 - Okafor

**2016 | SEED: #5**

Second Round	3/9	Washington, D.C.	NC State <sup>12</sup>	W	92-89	22 - two players
Quarterfinals	3/10	Washington, D.C.	Notre Dame <sup>4</sup>	L	79-84 (ot)	27 - Allen

**2017 | SEED: #5 | ACC CHAMPION**

Second Round	3/8	Brooklyn, N.Y.	Clemson <sup>12</sup>	W	79-72	20 - three players
Quarterfinals	3/9	Brooklyn, N.Y.	Louisville <sup>4</sup>	W	81-77	25 - Tatum
Semifinals	3/10	Brooklyn, N.Y.	North Carolina <sup>1</sup>	W	93-83	24 - Tatum
Championship	3/11	Brooklyn, N.Y.	Notre Dame <sup>3</sup>	W	75-69	19 - Tatum

**2018 | SEED: #2**

Quarterfinals	3/8	Brooklyn, N.Y.	Notre Dame <sup>10</sup>	W	88-70	33 - Bagley
Semifinals	3/9	Brooklyn, N.Y.	North Carolina <sup>6</sup>	L	69-74	20 - Trent Jr.

**2019 | SEED: #3 | ACC CHAMPION**

Quarterfinals	3/14	Charlotte, N.C.	Syracuse <sup>6</sup>	W	84-72	29 - Williamson
Semifinals	3/15	Charlotte, N.C.	North Carolina <sup>2</sup>	W	74-73	31 - Williamson
Championship	3/16	Charlotte, N.C.	Florida State <sup>4</sup>	W	73-63	21 - Williamson

**2020 | SEED: #4**

Quarterfinals	3/12	Greensboro, N.C.	NC State <sup>5</sup>			Canceled*
---------------	------	------------------	-----------------------	--	--	-----------

\* The 2020 ACC Tournament was canceled after the second round due to the COVID-19 pandemic

**2021 | SEED: #10**

First Round	3/9	Greensboro, N.C.	Boston College <sup>15</sup>	W	86-51	17 - Steward
Second Round	3/10	Greensboro, N.C.	Louisville <sup>7</sup>	W	70-56	23 - Williams
Quarterfinals	3/11	Greensboro, N.C.	Florida State <sup>2</sup>			*

\* Duke withdrew from the 2021 ACC Tournament due to COVID-19 protocols

**2022 | SEED: #1**

Quarterfinals	3/10	Brooklyn, N.Y.	Syracuse <sup>9</sup>	W	88-79	26 - Moore
Semifinals	3/11	Brooklyn, N.Y.	Miami <sup>4</sup>	W	80-76	21 - Griffin
Championship	3/12	Brooklyn, N.Y.	Virginia Tech <sup>7</sup>	L	67-82	20 - Banchemo

**2023 | SEED: #4**

Quarterfinals	3/9	Greensboro, N.C.	Pittsburgh <sup>5</sup>	W	96-69	22 - Filipowski
Semifinals	3/10	Greensboro, N.C.	Miami <sup>1</sup>	W	85-78	17 - Filipowski
Championship	3/11	Greensboro, N.C.	Virginia <sup>2</sup>	W	59-49	23 - Roach

**ACC TOURNAMENT COMPOSITE RECORDS**

Team	Won	Lost	Pct	Semifinals	Finals	Titles
<b>Duke</b>	<b>110</b>	<b>46</b>	<b>.705</b>	<b>49</b>	<b>35</b>	<b>22</b>
North Carolina	106	51	.675	53	35	18
Notre Dame	11	8	.579	3	2	1
NC State	74	59	.556	35	17	10
Miami	19	18	.514	5	1	1
Virginia Tech	15	18	.455	4	1	1
Georgia Tech	29	39	.426	12	8	4
Virginia	47	65	.420	27	10	3
Boston College	13	18	.419	2	1	0
Wake Forest	45	66	.405	27	10	4
Florida State	20	30	.400	6	4	1
Pittsburgh	7	11	.389	1	0	0
Syracuse	5	8	.385	0	0	0
Louisville	3	7	.300	0	0	0
Clemson	23	69	.250	15	2	0



ACC TOURNAMENT GAME RECORDS

TRADITION

INDIVIDUAL

POINTS

1. Bob Verga vs. Virginia, 3/9/1967 (OF)	35
J.J. Redick vs. N.C. State, 3/12/2005 (SF)	35
3. Ronnie Mayer vs. Virginia, 3/4/1955 (SF)	34
4. Tate Armstrong vs. Maryland, 3/4/1976 (OF)	33
Christian Laettner vs. Maryland, 3/13/1992 (OF)	33
Marvin Bagley III vs. Notre Dame, 3/8/2018 (OF)	33

FIELD GOALS MADE

1. Marvin Bagley III vs. Notre Dame, 3/8/2018 (OF)	15
2. Bob Verga vs. Virginia, 3/9/1967 (OF)	14
3. Art Heyman vs. South Carolina, 3/3/1961 (OF)	13
Jeff Mullins vs. Virginia, 2/28/1963 (OF)	13
Bob Verga vs. Wake Forest, 3/3/1966 (SF)	13
Tate Armstrong vs. Maryland, 3/4/1976 (SF)	13
Jahlil Okafor vs. Notre Dame, 3/13/2015 (SF)	13
Zion Williamson vs. Syracuse, 3/14/2019 (OF)	13
Zion Williamson vs. North Carolina, 3/15/2019 (SF)	13

FIELD GOALS ATTEMPTED

1. Art Heyman vs. South Carolina, 3/3/1961 (SF)	30
2. Art Heyman vs. Clemson, 3/2/1962 (SF)	27
Tate Armstrong vs. Maryland, 3/4/1976 (SF)	27
4. Ronnie Mayer vs. N.C. State, 3/5/1955 (F)	25
5. Jeff Mullins vs. Virginia, 2/28/1963 (OF)	24
Jabari Parker vs. Virginia (3/16/2014 (F)	24

FIELD GOAL PCT.

1. Grant Hill vs. North Carolina, 3/15/1992 (F)	[8-8] 1.000
Zion Williamson vs. Syracuse, 3/14/2019 (OF)	▲[13-13] 1.000
3. Mike Gminski vs. North Carolina, 2/29/1980 (SF)	[11-12] .917
Carlos Boozer vs. N.C. State, 3/10/2002 (F)	[11-12] .917
5. <b>Kyle Filipowski vs. Virginia, 3/11/2023 (F)</b>	<b>[8-9] .889</b>
6. Amile Jefferson vs. Notre Dame, 3/11/2017 (F)	[7-8] .875

Minimum eight field goal attempts; ACC record is min. 10 attempts

3-POINT FIELD GOALS MADE

1. J.J. Redick vs. N.C. State, 3/12/2005 (SF)	7
J.J. Redick vs. Boston College, 3/14/2006 (F)	7
3. Phil Henderson vs. Georgia Tech, 3/10/1990 (SF)	6
4. 14x; last by <b>Jeremy Roach vs. Syracuse, 3/10/2022 (QF)</b>	<b>5</b>

3-POINT FIELD GOAL ATTEMPTS

1. Grayson Allen vs. Notre Dame, 3/10/2016 (OF)	15
2. Shane Battier vs. Maryland, 3/10/2001 (SF)	13
Tyler Thornton vs. Virginia Tech, 3/9/2012 (OF)	13
4. Shane Battier vs. Wake Forest, 3/11/2000 (SF)	12
J.J. Redick vs. Virginia, 3/11/2005 (OF)	12
J.J. Redick vs. N.C. State, 3/12/2005 (SF)	12
J.J. Redick vs. Wake Forest, 3/11/2006 (F)	12

3-POINT FIELD GOAL PCT.

1. Mike Dunleavy vs. Clemson, 3/9/2000 (OF)	[4-4] 1.000
Daniel Ewing vs. Virginia, 3/12/2004 (OF)	[4-4] 1.000
3. Grayson Allen vs. North Carolina, 3/10/2017 (SF)	[5-6] .833
Grayson Allen vs. Notre Dame, 3/8/2018 (OF)	[5-6] .833
5. Grant Hill vs. Clemson, 3/11/1994 (OF)	[4-5] .800

Minimum four three-point field goal attempts

FREE THROWS MADE

1. Gene Banks vs. N.C. State, 2/28/1980 (OF)	14
Kyle Singler vs. Georgia Tech, 3/14/2010 (F)	14
3. Art Heyman vs. Clemson, 3/2/1962 (SF)	13
Jon Scheyer vs. Florida State, 3/15/2009 (F)	13
5. Art Heyman vs. Maryland, 3/1/1962 (OF)	12
Mike Gminski vs. N.C. State, 2/28/1980 (OF)	12
7. Joe Belmont vs. N.C. State, 3/4/1955 (SF)	11
Mike Gminski vs. Wake Forest, 3/4/1978 (F)	11
Roshown McLeod vs. Clemson, 3/7/1998 (SF)	11
J.J. Redick vs. N.C. State, 3/16/2003 (F)	11
Shelden Williams vs. Virginia, 3/12/2004 (OF)	11

FREE THROWS ATTEMPTED

1. Art Heyman vs. Maryland, 3/1/1962 (OF)	16
Art Heyman vs. Clemson, 3/2/1962 (SF)	16
Kyle Singler vs. Georgia Tech, 3/14/2010 (F)	16
4. Jon Scheyer vs. Florida State, 3/15/2009 (F)	15
5. Joe Belmont vs. Virginia, 3/4/1955 (SF)	14
Joe Belmont vs. Maryland, 3/1/1956 (OF)	14
Gene Banks vs. N.C. State, 2/28/1980 (OF)	14
8. Mike Gminski vs. North Carolina, 3/3/1979 (F)	13
Christian Laettner vs. Maryland, 3/13/1992 (OF)	13
Shelden Williams vs. Virginia, 3/12/2004 (OF)	13
Nolan Smith vs. Virginia Tech, 3/13/2011 (SF)	13

FREE THROW PCT.

1. Gene Banks vs. N.C. State, 2/28/1980 (OF)	▲[14-14] 1.000
Mike Gminski vs. N.C. State, 2/28/1980 (OF)	[12-12] 1.000
J.J. Redick vs. Georgia Tech, 3/13/2005 (F)	[10-10] 1.000
Luke Kennard vs. North Carolina, 3/10/2017 (SF)	[10-10] 1.000
5. Mike Gminski vs. Wake Forest, 3/4/1978 (F)	[11-12] .917
Roshown McLeod vs. Clemson, 3/7/1998 (SF)	[11-12] .917
J.J. Redick vs. N.C. State, 3/16/2003 (F)	[11-12] .917

Minimum 10 made free throws

REBOUNDS

1. Art Heyman vs. Clemson, 3/2/1962 (SF)	20
2. Carroll Youngkin vs. South Carolina, 3/3/1961 (SF)	19
Jay Buckley vs. Virginia, 2/28/1963 (OF)	19
Mike Lewis vs. South Carolina, 3/1/0/1967 (SF)	19
Mike Gminski vs. North Carolina, 2/29/1980 (SF)	19
Mark Williams vs. Louisville, 3/10/2021 (SR)	19

ASSISTS

1. Bobby Hurley vs. Maryland, 3/13/1992 (OF)	13
2. Bobby Hurley vs. North Carolina, 3/15/1992 (F)	11
Jason Williams vs. Wake Forest, 3/11/2000 (SF)	11
Trevon Duval vs. Notre Dame, 3/8/2018 (OF)	11
5. Joe Belmont vs. Virginia, 3/4/1955 (SF)	10
Art Heyman vs. Virginia, 2/28/1963 (OF)	10
Jason Williams vs. Clemson, 3/10/2000 (OF)	10
Jason Williams vs. N.C. State, 3/10/2002 (F)	10
Nolan Smith vs. North Carolina, 3/13/2011 (F)	10
<b>Tyrese Proctor vs. Pittsburgh, 3/9/2023 (QF)</b>	<b>10</b>

STEALS

1. Christian Laettner vs. North Carolina, 3/15/1992 (F)	7
2. Christian Laettner vs. Wake Forest, 3/10/1989 (OF)	5
Christian Laettner vs. Maryland, 3/13/1992 (OF)	5
Grant Hill vs. Clemson, 3/11/1994 (OF)	5
Shane Battier vs. Maryland, 3/12/2000 (F)	5
Chris Duhon vs. Maryland, 3/10/2001 (SF)	5
Greg Paulus vs. Boston College, 3/12/2006 (F)	5
Zion Williamson vs. Syracuse, 3/14/2019 (OF)	5
Paolo Banchemo vs. Syracuse, 3/10/2022 (OF)	5

BLOCKED SHOTS

1. Cherokee Parks vs. Clemson, 3/11/1994 (OF)	▲10
2. Shelden Williams vs. Georgia Tech, 3/13/2005 (F)	6
Kyle Singler vs. Boston College, 3/13/2009 (OF)	6
4. Grant Hill vs. Maryland, 3/13/1992 (OF)	5
Shelden Williams vs. Miami, 3/10/2006 (OF)	5

MINUTES PLAYED

1. Joe Belmont vs. Virginia, 3/4/1955 (SF)	45
Bucky Allen vs. Maryland, 3/7/1958 (SF)	45
Bob Vernon vs. Maryland, 3/7/1958 (SF)	45
Mark Crow vs. Maryland, 3/7/1958 (SF)	45
Paul Fox vs. Maryland, 3/7/1958 (SF)	45
Tommy Amaker vs. N.C. State, 3/6/1987 (OF)	45

TEAM

MOST POINTS SCORED

Duke vs. Maryland, 3/9/1990 (OF)	104
vs. Virginia, 3/4/1999 (OF)	104
Opp by Virginia, 3/11/1983 (OF)	109

FEWEST POINTS SCORED

Duke vs. NC State, 3/8/1968 (SF)	▲10
Opp by NC State, 3/8/1968 (SF)	12

LARGEST VICTORY MARGIN

Duke vs. Virginia, 3/4/1999 (OF)	[104-67] 37
Opp by Virginia, 3/11/1983 (OF)	[66-109] 43

MOST FIELD GOALS MADE

Duke vs. Wake Forest, 3/3/1966 (OF)	44
Opp by Virginia, 3/11/1983 (OF)	40

MOST FIELD GOAL ATTEMPTS

Duke vs. NC State, 3/5/1955 (F)	▲102
Opp by Virginia, 3/4/1954 (OF)	91

HIGHEST FIELD GOAL PCT.

Duke vs. North Carolina, 2/29/1980 (SF)	▲[33-46] .717
Opp by NC State, 3/8/2007 (OF)	[31-41] .608

FEWEST FIELD GOALS MADE

Duke vs. NC State, 3/8/1968 (SF)	▲2
Opp by NC State, 3/8/1968 (SF)	4

FEWEST FIELD GOAL ATTEMPTS

Duke vs. NC State, 3/8/1968 (SF)	▲11
Opp by NC State, 3/8/1968 (SF)	13

MOST 3-POINT FIELD GOALS MADE

Duke vs. Clemson, 3/9/2000 (OF)	▲17
Opp by Wake Forest, 3/10/1995 (SF)	16

MOST 3-POINT ATTEMPTS

Duke vs. Notre Dame, 3/10/2016 (OF)	▲36
Opp by Syracuse, 3/10/2022 (OF)	31

HIGHEST 3-POINT PCT.

Duke vs. Wake Forest, 3/10/1989 (OF)	[3-4] .750
Opp by North Carolina, 3/10/1991 (F)	[7-11] .636

MOST FREE THROWS MADE

Duke vs. NC State, 2/28/1980 (OF)	34
vs. Maryland, 3/9/1990 (OF)	34
Opp by NC State, 3/2/1956 (SF)	37

MOST FREE THROW ATTEMPTS

Duke vs. Maryland, 3/1/1956 (OF)	44
Opp by NC State, 3/5/1954 (SF)	51

HIGHEST FREE THROW PCT.

Duke vs. Georgia Tech, 3/14/1992 (SF)	[25-27] .926
Opp by South Carolina, 3/7/1969 (SF)	[19-20] .950

MOST REBOUNDS

Duke vs. South Carolina, 3/3/1955 (OF)	▲73
Opp by NC State, 3/5/1955 (F)	63

HIGHEST REBOUND MARGIN

Duke vs. South Carolina, 3/3/1955 (OF)	▲[73-40] 33
--	-------------

MOST ASSISTS

Duke vs. Pittsburgh, 3/9/2023 (OF)	▲27
Opp vs. Notre Dame, 3/8/2018 (OF)	25

MOST STEALS

Duke vs. Clemson, 3/9/2000 (OF)	15
Opp 4x, last by North Carolina, 3/9/2018 (SF)	11

MOST BLOCKED SHOTS

Duke vs. Virginia, 3/4/1999 (OF)	12
Opp by Wake Forest, 3/5/1982 (OF)	8

MOST PERSONAL FOULS

Duke vs. Wake Forest, 3/5/1982 (OF)	33
Opp 2x, last by North Carolina, 3/10/2017 (SF)	28

▲ - ACC Tournament Record

**ACC TOURNAMENT CAREER RECORDS**

TRADITION

**POINTS**

1. J.J. Redick, 2003-06	225
2. Art Heyman, 1961-63	193
3. Mike Gminski, 1977-80	191
Christian Laettner, 1989-92	191
5. Bob Verga, 1965-67	186
6. Johnny Dawkins, 1983-86	179
Kyle Singler, 2008-11	179
8. Daniel Ewing, 2002-05	174
9. Shelden Williams, 2003-06	173
10. Jeff Mullins, 1962-64	166

**SCORING AVERAGE**

	Gms	Pts	Avg
1. Art Heyman, 1961-63	8	193	24.1
2. Jayson Tatum, 2017	4	88	22.0
3. Jeff Mullins, 1962-64	8	166	20.8
4. Bob Verga, 1965-67	9	186	20.7
5. Johnny Dawkins, 1983-86	9	179	19.9
6. Ronnie Mayer, 1954-56	7	136	19.4
7. Mike Gminski, 1977-80	10	191	19.1
Christian Laettner, 1989-92	10	191	19.1
9. J.J. Redick, 2003-06	12	225	18.8
10. Jason Williams, 2000-02	9	165	18.3

Minimum four games played

**FIELD GOALS MADE**

1. Bob Verga, 1965-67	74
Johnny Dawkins, 1983-86	74
3. Christian Laettner, 1989-92	69
4. Jeff Mullins, 1962-64	68
Mike Gminski, 1977-80	68

**FIELD GOAL ATTEMPTS**

1. Art Heyman, 1961-63	165
2. J.J. Redick, 2003-06	159
3. Bob Verga, 1965-67	154
4. Johnny Dawkins, 1983-86	148
5. Jeff Mullins, 1962-64	142
Jason Williams, 2000-02	142

**FIELD GOAL PCT.**

	FG	FGA	Pct
1. Jay Bilas, 1983-86	29	42	.690
2. Alaa Abdelnaby, 1987-90	29	43	.674
3. Carlos Boozer, 2000-02	33	49	.673
4. Amile Jefferson, 2013-16	26	39	.667
5. Mason Plumlee, 2010-13	28	43	.651
6. Christian Laettner, 1989-92	69	114	.605

Minimum 25 field goals made

**3-POINT FIELD GOALS MADE**

1. J.J. Redick, 2003-06	40
2. Grayson Allen, 2015-18	27
3. Shane Battier, 1998-01	24
Jason Williams, 2000-02	24
Daniel Ewing, 2002-05	24

**3-POINT FIELD GOAL ATTEMPTS**

1. J.J. Redick, 2003-06	101
2. Jason Williams, 2000-02	65
3. Shane Battier, 1998-01	62
Jon Scheyer, 2007-10	62
Grayson Allen, 2015-18	62

**3-POINT FIELD GOAL PCT.**

	3FG	3FGA	Pct
1. Daniel Ewing, 2002-05	24	51	.471
2. Mike Dunleavy, 2000-02	20	44	.455
3. Jon Scheyer, 2007-10	18	41	.439
4. Nate James, 1997-01	17	39	.436
5. Grayson Allen, 2015-18	27	62	.435

Minimum 15 three-point field goals made

**FREE THROWS MADE**

1. Art Heyman, 1961-63	67
2. Mike Gminski, 1977-80	55
3. Jon Scheyer, 2007-10	54
4. J.J. Redick, 2003-06	51
Shelden Williams, 2003-06	51

**FREE THROWS ATTEMPTED**

1. Art Heyman, 1961-63	90
2. Shelden Williams, 2003-06	82
3. Mike Gminski, 1977-80	86
4. Jon Scheyer, 2007-10	64
5. Carroll Youngkin, 1959-61	63

**FREE THROW PCT.**

	FT	FTA	Pct
1. Gene Banks, 1978-81	36	40	.900
Bobby Hurley, 1990-93	27	30	.900
Kyle Singler, 2008-p	45	50	.900
4. Grayson Allen, 2015-18	29	33	.879
5. J.J. Redick, 2003-06	51	59	.864

Minimum 25 free throws made

**REBOUNDS**

1. Carroll Youngkin, 1959-61	118
Mike Gminski, 1977-80	118
3. Shelden Williams, 2003-06	110
4. Art Heyman, 1961-63	104
5. Jay Buckley, 1962-64	87

**REBOUND AVERAGE**

	Gms	Reb	Avg
1. Carroll Youngkin, 1959-61	8	118	14.8
2. Art Heyman, 1961-63	8	104	13.0
3. Mike Gminski, 1977-80	10	118	11.8
4. Randy Denton, 1969-71	5	57	11.4
5. Jim Newcome, 1956-58	5	56	11.2

Minimum four games played

**ASSISTS**

1. Jason Williams, 2000-02	60
2. Bobby Hurley, 1990-93	58
Chris Duhon, 2001-04	58
4. Quin Snyder, 1986-89	38
5. Danny Ferry, 1986-89	37

**ASSISTS PER GAME**

	G	Ast	Avg
1. Bobby Hurley, 1990-93	8	58	7.3
2. Jason Williams, 2000-02	9	60	6.7
3. Chris Duhon, 2001-04	12	58	4.8
4. Jim Spanarkel, 1977-79	7	32	4.6
5. Quin Snyder, 1986-89	9	38	4.2

Minimum four games played

**BLOCKED SHOTS**

1. Shelden Williams, 2003-06	33
2. Mike Gminski, 1977-80	20
3. Cherokee Parks, 1992-95	18
4. Casey Sanders, 2000-03	15
5. Shane Battier, 1998-01	14
Shavlik Randolph, 2003-05	14

**BLOCKED SHOTS PER GAME**

	Gms	Blk	Avg
1. Shelden Williams, 2003-06	12	33	2.8
2. Shavlik Randolph, 2003-05	6	14	2.3
Cherokee Parks, 1992-95	8	18	2.3
4. Mike Gminski, 1977-80	10	20	2.0
5. Mark Williams, 2021-22	5	9	1.8

Minimum four games played

**STEALS**

1. Christian Laettner, 1989-92	31
2. Shane Battier, 1998-01	24
Chris Duhon, 2001-04	24
4. Jason Williams, 2000-02	21
5. Danny Ferry, 1986-89	16
Daniel Ewing, 2002-05	16

**STEALS PER GAME**

	Gms	Stl	Avg
1. Christian Laettner, 1989-92	10	31	3.1
2. Jason Williams, 2000-03	9	21	2.3
3. Shane Battier, 1998-01	12	24	2.0
Chris Duhon, 2001-04	12	24	2.0
5. Grant Hill, 1991-94	8	15	1.9

Minimum four games played

**GAMES PLAYED**

1. Shane Battier, 1998-01	12
Chris Duhon, 2001-04	12
Daniel Ewing, 2002-05	12
J.J. Redick, 2003-06	12
Shelden Williams, 2003-06	12

**GAMES STARTED**

1. Chris Duhon, 2001-04	12
J.J. Redick, 2003-06	12
Shelden Williams, 2003-06	12
4. Shane Battier, 1998-01	11
Kyle Singler, 2008-11	11
6. Mike Gminski, 1977-80	10
Kenny Dennard, 1978-81	10
Gene Banks, 1978-81	10
Christian Laettner, 1989-92	10



Art Heyman's 24.1 points per game average in the ACC Tournament is a Duke record

**DUKE IN THE ACC TOURNAMENT**

Appearances	70
Championships	22 (last in 2023)
Title Game Appearances	35
Title Game Record	22-13 (.629)
Overall Record	110-46 (.705)
Times as Number One Seed	18 (39-9, .813)

**RECORD BY ROUND**

First Round	5-1 (.833)
Second Round	3-0 (1.000)
Quarterfinals	45-18 (.714)
Semifinals	35-14 (.714)
Championship Game	22-13 (.629)

**RECORD BY SITE**

Atlanta, Ga.	10-4 (.714)
Brooklyn, N.Y.	7-2 (.778)
Charlotte, N.C.	21-8 (.724)
Greensboro, N.C.	44-18 (.710)
Landover, Md.	0-3 (.000)
Raleigh, N.C.	23-9 (.719)
Tampa, Fla.	0-1 (.000)
Washington, D.C.	4-1 (.800)

**RECORD BY DECADE**

1950-59	6-6 (.500)
1960-69	22-6 (.786)
1970-79	6-9 (.400)
1980-89	14-7 (.667)
1990-99	12-8 (.600)
2000-09	24-3 (.889)
2010-19	19-6 (.760)
2020-	7-1 (.875)

**RECORD VS. OPPONENTS**

Boston College	3-0 (1.000)
Clemson	7-4 (.636)
Florida State	1-1 (.500)
Georgia Tech	7-3 (.700)
Louisville	2-0 (1.000)
*Maryland	11-8 (.579)
Miami	4-0 (1.000)
North Carolina	14-9 (.609)
Notre Dame	2-2 (.500)
NC State	17-9 (.654)
Pittsburgh	1-0 (1.000)
#South Carolina	6-1 (.857)
Syracuse	2-0 (1.000)
Virginia	16-4 (.800)
Virginia Tech	2-1 (.667)
Wake Forest	14-4 (.778)

\* left the ACC in 2014; # left the ACC in 1971



**IN-SEASON TOURNAMENT/MTE RESULTS**

TRADITION

**2K EMPIRE CLASSIC**

2019-20 (NEW YORK, N.Y.)  
 Nov. 12 Central Arkansas\* W, 105-54  
 Nov. 15 Georgia State\* W, 74-63  
 Nov. 21 Cal W, 87-52  
 Nov. 22 Georgetown W, 81-73  
 \* - Durham

**2015-16 (NEW YORK, N.Y.)**

Nov. 13 Siena\* W, 92-74  
 Nov. 14 Bryant\* W, 113-75  
 Nov. 20 VCU W, 79-71  
 Nov. 22 Georgetown W, 86-84  
 \* - Durham

**2008-09 (NEW YORK, N.Y.)**

Nov. 10 Presbyterian\* W, 80-49  
 Nov. 11 Georgia Southern\* W, 97-54  
 Nov. 20 Southern Illinois W, 83-58  
 Nov. 21 Michigan W, 71-56  
 \* - Durham

**1999-00 (NEW YORK, N.Y.)**

Nov. 11 Stanford (ot) L, 79-80  
 Nov. 12 Connecticut L, 66-71

**ACC/BIG EAST CHALLENGE**

1991-92 (GREENSBORO, N.C.)  
 Dec. 5 St. John's W, 91-81

**1990-91 (WASHINGTON, D.C.)**

Dec. 5 Georgetown L, 74-79

**1989-90 (GREENSBORO, N.C.)**

Dec. 6 Syracuse L, 76-78

**ACC/BIG TEN CHALLENGE**

2022-23 (DURHAM, N.C.)  
 Nov. 30 Ohio State W, 81-72

**2021-22 (COLUMBUS, OHIO)**

Nov. 30 Ohio State L, 69-71

**2020-21 (DURHAM, N.C.)**

Dec. 8 Illinois L, 68-83

**2019-20 (EAST LANSING, MICH.)**

Dec. 3 Michigan State W, 87-75

**2018-19 (DURHAM, N.C.)**

Nov. 27 Indiana W, 90-69

**2017-18 (BLOOMINGTON, IND.)**

Nov. 29 Indiana W, 91-81

**2016-17 (DURHAM, N.C.)**

Nov. 29 Michigan State W, 78-69

**2015-16 (DURHAM, N.C.)**

Dec. 2 Indiana W, 94-74

**2014-15 (MADISON, WIS.)**

Dec. 3 Wisconsin W, 80-70

**2013-14 (DURHAM, N.C.)**

Dec. 3 Michigan W, 79-69

**2012-13 (DURHAM, N.C.)**

Nov. 28 Ohio State W, 73-68

**2011-12 (COLUMBUS, OHIO)**

Nov. 29 Ohio State L, 63-85

**2010-11 (DURHAM, N.C.)**

Dec. 1 Michigan State W, 84-79

**2009-10 (MADISON, WIS.)**

Dec. 2 Wisconsin L, 69-72

**2008-09 (WEST LAFAYETTE, IND.)**

Dec. 2 Purdue W, 76-60

**2007-08 (DURHAM, N.C.)**

Nov. 27 Wisconsin W, 82-58

**2006-07 (DURHAM, N.C.)**

Nov. 28 Indiana W, 54-51

**2005-06 (BLOOMINGTON IND.)**

Nov. 30 Indiana W, 75-67

**2004-05 (DURHAM, N.C.)**

Nov. 30 Michigan State W, 81-74

**2003-04 (EAST LANSING, MICH.)**

Dec. 3 Michigan State W, 72-50

**2002-03 (GREENSBORO, N.C.)**

Dec. 3 Ohio State W, 91-76

**2001-02 (CHICAGO, ILL.)**

Nov. 27 Iowa W, 80-62

**2000-01 (GREENSBORO, N.C.)**

Nov. 28 Illinois W, 78-77

**1999-00 (CHICAGO, ILL.)**

Nov. 30 Illinois W, 72-69

**BATTLE 4 ATLANTIS**

2012-13 (NASSAU, BAHAMAS)  
 Nov. 18 Florida Gulf Coast\* W, 88-67  
 Nov. 22 Minnesota W, 89-71  
 Nov. 23 VCU W, 67-58  
 Nov. 24 Louisville W, 76-71  
 \* - Durham

**BIG FOUR TOURNAMENT**

1980-81 (GREENSBORO, N.C.)  
 Dec. 5 North Carolina L, 76-78  
 Dec. 6 NC State L, 60-74

**1979-80 (GREENSBORO, N.C.)**

Nov. 30 Wake Forest W, 72-70  
 Dec. 1 North Carolina W, 86-74

**1978-79 (GREENSBORO, N.C.)**

Dec. 1 NC State W, 65-63  
 Dec. 2 North Carolina W, 78-68

**1977-78 (GREENSBORO, N.C.)**

Dec. 2 North Carolina L, 66-79  
 Dec. 3 Wake Forest W, 97-84

**1976-77 (GREENSBORO, N.C.)**

Nov. 26 Wake Forest L, 80-81  
 Nov. 27 NC State W, 84-82

**1975-76 (GREENSBORO, N.C.)**

Jan. 2 NC State L, 95-104  
 Jan. 3 North Carolina L, 74-77

**1974-75 (GREENSBORO, N.C.)**

Jan. 3 North Carolina W, 99-96  
 Jan. 4 Wake Forest L, 71-75

**1973-74 (GREENSBORO, N.C.)**

Jan. 4 Wake Forest L, 61-64  
 Jan. 5 North Carolina L, 75-84

**1972-73 (GREENSBORO, N.C.)**

Dec. 15 North Carolina L, 86-91  
 Dec. 16 Wake Forest W, 80-67

**1971-72 (GREENSBORO, N.C.)**

Dec. 17 NC State L, 62-67  
 Dec. 18 Wake Forest W, 70-58

**1970-71 (GREENSBORO, N.C.)**

Dec. 18 Wake Forest L, 77-83  
 Dec. 19 North Carolina L, 81-83

**BIRMINGHAM CLASSIC**

1959-60 (BIRMINGHAM, ALA.)  
 Dec. 18 Alabama W, 78-60  
 Dec. 19 Navy W, 76-71

**1956-57 (BIRMINGHAM, ALA.)**

Dec. 14 Alabama W, 89-78  
 Dec. 15 West Virginia L, 82-83

**BYU THANKSGIVING CLASSIC**

1986-87 (LAIE, HAWAII)  
 Nov. 28 BYU-Hawaii W, 85-68  
 Nov. 29 Illinois L, 62-69

**CABLE CAR CLASSIC**

1972-73 (SAN FRANCISCO, CALIF.)  
 Dec. 8 Santa Clara W, 69-65  
 Dec. 9 San Francisco L, 68-72

**CAROLINA CLASSIC**

1974-75 (COLUMBIA, S.C.)  
 Dec. 20 Louisiana State L, 95-105  
 Dec. 21 Princeton W, 66-57

**CHAMPIONS CLASSIC**

2022-23 (INDIANAPOLIS, IND.)  
 Nov. 15 Kansas L, 64-69

**2021-22 (NEW YORK, N.Y.)**

Nov. 9 Kentucky W, 79-71

**2020-21 (DURHAM, N.C.)**

Dec. 1 Michigan State L, 69-75

**2019-20 (NEW YORK, N.Y.)**

Nov. 5 Kansas W, 68-66

**2018-19 (INDIANAPOLIS, IND.)**

Nov. 6 Kentucky W, 118-84

**2017-18 (CHICAGO, ILL.)**

Nov. 14 Michigan State W, 88-81

**2016-17 (NEW YORK, N.Y.)**

Nov. 15 Kansas L, 75-77

**2015-16 (CHICAGO, ILL.)**

Nov. 17 Kentucky L, 63-74

**2014-15 (INDIANAPOLIS, IND.)**

Nov. 18 Michigan State W, 81-71

**2013-14 (CHICAGO, ILL.)**

Nov. 12 Kansas L, 83-94

**2012-13 (ATLANTA, GA.)**

Nov. 13 Kentucky W, 75-68

**2011-12 (NEW YORK, N.Y.)**

Nov. 14 Michigan State W, 74-69

**CBE CLASSIC**

2010-11 (KANSAS CITY, MO.)  
 Nov. 14 Princeton\* W, 97-60  
 Nov. 16 Miami (Ohio)\* W, 79-45  
 Nov. 22 Marquette W, 82-77  
 Nov. 23 Kansas StatE W, 82-68  
 \* - Durham

**2006-07 (KANSAS CITY, MO.)**

Nov. 12 Columbia\* W, 86-43  
 Nov. 13 Georgia Southern\* W, 72-48  
 Nov. 20 Air Force W, 71-56  
 Nov. 21 Marquette L, 62-73  
 \* - Durham

**COACHES VS. CANCER CLASSIC**

2014-15 (BROOKLYN, N.Y.)  
 Nov. 14 Presbyterian\* W, 113-44  
 Nov. 15 Fairfield\* W, 109-59  
 Nov. 21 Temple W, 74, 54  
 Nov. 22 Stanford W, 70-59  
 \* - Durham

**DIXIE CLASSIC**

1960-61 (RALEIGH, N.C.)  
 Dec. 29 Wyoming W, 86-59  
 Dec. 30 Marquette W, 86-73  
 Dec. 31 North Carolina L, 71-76

**1959-60 (RALEIGH, N.C.)**

Dec. 28 Utah W, 63-52  
 Dec. 29 North Carolina L, 53-75  
 Dec. 30 Dayton L, 63-71

**1958-59 (RALEIGH, N.C.)**

Dec. 29 Michigan State L, 57-82  
 Dec. 30 Yale W, 56-53  
 Dec. 31 Louisville W, 57-54

**1957-58 (RALEIGH, N.C.)**

Dec. 26 Seton Hall W, 69-62  
 Dec. 27 North Carolina L, 62-76  
 Dec. 28 Wake Forest (ot) W, 79-75

**1956-57 (RALEIGH, N.C.)**

Dec. 27 West Virginia W, 73-67  
 Dec. 28 North Carolina L, 71-87  
 Dec. 29 NC State L, 80-102

**1955-56 (RALEIGH, N.C.)**

Dec. 29 Wyoming W, 71-54  
 Dec. 30 North Carolina L, 64-74  
 Dec. 31 Wake Forest W, 64-52

**1954-55 (RALEIGH, N.C.)**

Dec. 27 West Virginia W, 92-79  
 Dec. 28 Minnesota L, 73-79  
 Dec. 29 North Carolina L, 52-65

**1953-54 (RALEIGH, N.C.)**

Dec. 28 Oregon State W, 71-61  
 Dec. 29 Wake Forest W, 83-66  
 Dec. 30 Navy W, 98-83

**1952-53 (RALEIGH, N.C.)**

Dec. 29 Brigham Young L, 68, 69  
 Dec. 30 Pennsylvania L, 80-97  
 Dec. 31 Princeton W, 74-59

**1951-52 (RALEIGH, N.C.)**

Dec. 27 Columbia L, 58-66  
 Dec. 28 Wake Forest W, 79-74  
 Dec. 29 Southern California L, 69-87

**1950-51 (RALEIGH, N.C.)**

Dec. 28 Colgate L, 69-84  
 Dec. 29 North Carolina W, 71-63  
 Dec. 30 Tulane W, 74-72

**1949-50 (RALEIGH, N.C.)**

Dec. 28 Penn State L, 48-51  
 Dec. 29 North Carolina L, 52-59  
 Dec. 30 Wake Forest W, 54-52

**DUKE VETERANS DAY SHOWCASE**

2021-22 (DURHAM, N.C.)  
 Nov. 12 Army West Point W, 82-56  
 Nov. 13 Campbell W, 67-56

**ECAC HOLIDAY FESTIVAL**

1978-79 (NEW YORK, N.Y.)  
 Dec. 29 Ohio State (ot) L, 84-90  
 Dec. 30 St. John's L, 66-69

**1971-72 (NEW YORK, N.Y.)**

Dec. 27 St. Peter's L, 74-77  
 Dec. 28 Syracuse L, 72-74

**FIESTA BOWL CLASSIC**

1987-88 (TUCSON, ARIZ.)  
 Dec. 29 Florida W, 93-70  
 Dec. 30 Arizona L, 85-91

**GATOR BOWL CLASSIC**

1973-74 (JACKSONVILLE, FLA.)  
 Dec. 26 Western Kentucky W, 75-69  
 Dec. 27 Florida L, 60-77

**GREAT ALASKA SHOOTOUT**

2003-04 (ANCHORAGE, ALASKA)  
 Nov. 27 Pacific W, 82-69  
 Nov. 29 Liberty W, 76-47  
 Nov. 30 Purdue L, 68-78

**1998-99 (ANCHORAGE, ALASKA)**

Nov. 26 Notre Dame W, 111-82  
 Nov. 27 Fresno State W, 93-82  
 Nov. 28 Cincinnati L, 75-77

**1995-96 (ANCHORAGE, ALASKA)**

Nov. 23 Old Dominion W, 75-55  
 Nov. 24 Indiana W, 70-64  
 Nov. 25 Iowa W, 88-81

**GREAT EIGHT**

1998-99 (CHICAGO, ILL.)  
 Dec. 2 Michigan State W, 73-67

**HALL OF FAME TIP-OFF**

2016-17 (UNCASVILLE, CONN.)  
 Nov. 11 Marist\* W, 94-49  
 Nov. 12 Grand Canyon\* W, 96-61  
 Nov. 19 Penn State W, 78-68  
 Nov. 20 Rhode Island W, 75-65  
 \* - Durham

# IN-SEASON TOURNAMENT RESULTS

## HOLIDAY CLASSIC

1970-71 (GREENSBORO, N.C.)	
Dec. 29 Northwestern	W, 93-87
Dec. 30 Penn State	W, 67-56

## HOLIDAY DOUBLEHEADER

1978-79 (RALEIGH, N.C.)	
Jan. 5 Long Beach State	W, 79-78
Jan. 6 Tulane	W, 74-64

## 1976-77 (RALEIGH, N.C.)

Dec. 29 East Carolina	W, 88-65
Dec. 30 Rice	W, 87-77

## 1975-76 (RALEIGH, N.C.)

Dec. 26 Auburn	W, 85-74
Dec. 27 Western Kentucky	W, 111-90

## 1974-75 (RALEIGH, N.C.)

Dec. 27 Pittsburgh	W, 89-75
Dec. 28 Kent State	W, 83-65

## INDUSTRIAL NATIONAL CLASSIC

1979-80 (PROVIDENCE, R.I.)	
Dec. 21 Boston College	(ot) W, 70-64
Dec. 22 Providence	W, 82-78

## IRON DUKE CLASSIC

1981-82 (DURHAM, N.C.)	
Dec. 29 Davidson	L, 73-75
Dec. 30 Auburn	W, 72-71

## 1980-81 (DURHAM, N.C.)

Dec. 19 Brown	W, 91-60
Dec. 20 Detroit	W, 111-71

## 1979-80 (DURHAM, N.C.)

Dec. 28 Vermont	W, 92-67
Dec. 29 Cincinnati	(ot) W, 87-75

## JIMMY V CLASSIC

2022-23 (NEW YORK, N.Y.)	
Dec. 6 Iowa	W, 74-62

## 2016-17 (NEW YORK, N.Y.)

Dec. 6 Florida	W, 84-74
----------------	----------

## 2001-02 (EAST RUTHERFORD, N.J.)

Dec. 18 Kentucky	(ot) W, 95-92
------------------	---------------

## 1998-99 (EAST RUTHERFORD, N.J.)

Dec. 22 Kentucky	W, 71-60
------------------	----------

## KENTUCKY INVITATIONAL

1969-70 (LEXINGTON, KY.)	
Dec. 19 Dayton	W, 72-67
Dec. 20 Kentucky	L, 76-98

## 1953-54 (LOUISVILLE, KY.)

Dec. 21 Kentucky	L, 69-85
Dec. 22 UCLA	L, 67-72

## LAS VEGAS CLASSIC

1972-73 (LAS VEGAS, NEV.)	
Dec. 27 UNLV	L, 83-89
Dec. 28 Purdue	L, 77-82

## MAKO MEDICAL DUKE CLASSIC

2020-21 (DURHAM, N.C.)	
Dec. 4 Bellarmine	W, 76-54

## MAUI INVITATIONAL

2018-19 (LAHAINA, HAWAII)	
Nov. 19 San Diego State	W, 90-64
Nov. 20 Auburn	W, 78-72
Nov. 21 Gonzaga	L, 87-89

## 2011-12 (LAHAINA, HAWAII)

Nov. 11 Belmont*	W, 77-76
Nov. 21 Tennessee	W, 77-67
Nov. 22 Michigan	W, 82-75
Nov. 23 Kansas	W, 68-61

\* - Durham

## 2007-08 (LAHAINA, HAWAII)

Nov. 19 Princeton	W, 83-61
Nov. 20 Illinois	W, 79-66
Nov. 21 Marquette	W, 77-73

## 2001-02 (LAHAINA, HAWAII)

Nov. 19 Seton Hall	W, 80-79
Nov. 20 South Carolina	W, 81-56
Nov. 21 Ball State	W, 83-71

## 1997-98 (LAHAINA, HAWAII)

Nov. 24 Chaminade	W, 106-70
Nov. 25 Missouri	W, 82-59
Nov. 26 Arizona	W, 95-87

## 1992-93 (LAHAINA, HAWAII)

Dec. 21 DePaul	W, 89-73
Dec. 22 Louisiana State	W, 96-67
Dec. 23 Brigham Young	W, 89-66

## NEON HOOPS CLASSIC

2016-17 (LAS VEGAS, NEV.)	
Dec. 10 UNLV	W, 94-55

## NIT SEASON TIP-OFF

2013-14 (NEW YORK, N.Y.)	
Nov. 18 UNC Asheville*	W, 91-55
Nov. 19 East Carolina*	W, 83-74
Nov. 27 Alabama	W, 74-64
Nov. 29 Arizona	L, 66-72

\* - Durham

## 2009-10 (NEW YORK, N.Y.)

Nov. 16 Coastal Carolina*	W, 74-49
Nov. 17 Charlotte*	W, 101-59
Nov. 25 Arizona State	W, 64-53
Nov. 27 Connecticut	W, 68-59

\* - Durham

## 2005-06 (NEW YORK, N.Y.)

Nov. 14 Boston University*	W, 64-47
Nov. 16 Seton Hall*	W, 93-40
Nov. 23 Drexel	W, 78-68
Nov. 25 Memphis	W, 70-67

\* - Durham

## 2000-01 (NEW YORK, N.Y.)

Nov. 14 Princeton*	W, 87-50
Nov. 17 Villanova*	W, 98-85
Nov. 22 Texas	W, 95-69
Nov. 24 Temple	W, 63-61

\* - Durham

## 1996-97 (NEW YORK, N.Y.)

Nov. 20 St. Joseph's*	W, 89-60
Nov. 22 Vanderbilt*	W, 86-57
Nov. 27 Tulsa	W, 72-67
Nov. 29 Indiana	L, 69-85

\* - Durham

## 1990-91 (NEW YORK, N.Y.)

Nov. 14 Marquette*	W, 87-74
Nov. 16 Boston College*	W, 100-76
Nov. 21 Arkansas	L, 88-98
Nov. 23 Notre Dame	W, 85-77

\* - Durham

## 1985-86 (NEW YORK, N.Y.)

Nov. 21 Lamar*	W, 66-62
Nov. 24 Alabama-Birmingham*	W, 66-54
Nov. 29 St. John's	W, 71-70
Dec. 1 Kansas	W, 92-86

\* - Houston, Texas

## PHIL KNIGHT EVENTS

2022-23 (PORTLAND, ORE. -- PHIL KNIGHT LEGACY)	
Nov. 24 Oregon State	W, 54-51
Nov. 25 Xavier	W, 71-64
Nov. 27 Purdue	L, 56-75

## 2017-18 (PORTLAND, ORE. -- PK80)

Nov. 20 Furman*	W, 92-63
Nov. 23 Portland State	W, 99-81
Nov. 24 Texas	(ot) W, 85-78
Nov. 26 Florida	W, 87-84

\* - Durham

## RAINBOW CLASSIC

1994-95 (HONOLULU, HAWAII)	
Dec. 27 Iowa	L, 71-81
Dec. 29 Boston University	W, 71-54
Dec. 30 Georgia Tech	W, 76-69

## 1989-90 (HONOLULU, HAWAII)

Dec. 28 Drake	W, 101-77
Dec. 29 Cincinnati	W, 95-83
Dec. 30 Hawaii	W, 87-75

## 1983-84 (HONOLULU, HAWAII)

Dec. 28 SMU	L, 76-78
Dec. 29 Pacific	W, 68-66
Dec. 30 Navy	W, 90-79

## STEEL BOWL

1961-62 (PITTSBURGH, PA.)	
Dec. 15 Duquesne	L, 61-66
Dec. 16 Arizona	W, 78-47

## SUGAR BOWL TOURNAMENT

1980-81 (NEW ORLEANS, LA.)	
Dec. 28 New Orleans	W, 77-63
Dec. 29 Tennessee	L, 69-90

## 1968-69 (NEW ORLEANS, LA.)

Dec. 30 Western Kentucky	W, 73-72
Dec. 31 Iowa	W, 85-82

## 1963-64 (NEW ORLEANS, LA.)

Dec. 30 Auburn	W, 84-67
Dec. 31 Kentucky	L, 79-81

## TIP OFF CLASSIC

1988-89 (SPRINGFIELD, MASS.)	
Nov. 19 Kentucky	W, 80-55

## 1979-80 (SPRINGFIELD, MASS.)

Nov. 17 Kentucky	(ot) W, 82-76
------------------	---------------

## TROJAN-BUD LIGHT CLASSIC

1984-85 (LOS ANGELES, CALIF.)	
Dec. 28 Alabama-Birmingham	W, 76-62
Dec. 29 Southern California	W, 75-73

## WEST VIRGINIA CENTENNIAL

1963-64 (MORGANTOWN, W.VA.)	
Dec. 6 Ohio State	W, 76-75
Dec. 7 West Virginia	W, 86-81

## WOODEN CLASSIC

1999-00 (ANAHEIM, CALIF.)	
Nov. 27 Southern California	W, 81-68

## WOODEN TRADITION

2002-03 (INDIANAPOLIS, IND.)	
Nov. 30 UCLA	W, 84-73

## Preseason Foreign Tours (SINCE 1980-81)

### FRANCE

1983-84 SEASON	
Muhlose of France	W, 110-89
Indesit of Italy	L, 91-95
Monaco of France	W, 77-60
Rupella of France	W, 116-56
LeMans of France	L, 97-107
Leverkusen of Germany	W, 87-75
Caen of France	L, 67-69

### GREECE/SPAIN

1988-89 SEASON	
Greece (in Athens)	L, 88-89
Italy (in Athens)	L, 87-102
Yugoslavia (in Athens)	L, 103-104
Duke (in Athens)	L, 96-81
USSR (in Majorca, Spain)	L, 73-98
Czechoslovakia (in Majorca, Spain)	W, 90-72
Spain (in Majorca, Spain)	W, 69-68
Spain (in Cadiz, Spain)	L, 92-93
USSR (in Cadiz, Spain)	L, 81-114
Czechoslovakia (in Cadiz, Spain)	W, 98-94

### LONDON "INTERNATIONAL CHALLENGE SERIES"

2002-03 SEASON	
Racing Basket Antwerpen	W, 96-71
London Towers	L, 84-94
Brighton Bears	W, 93-85
London Towers	W, 89-70



### CHINA/DUBAI "FRIENDSHIP GAMES"

2011-12 SEASON	
China Olympic Team (in Kunshan)	W, 77-64
China Olympic Team (in Shanghai)	W, 78-66
China Olympic Team (in Beijing)	W, 93-78
UAE National Team	W, 86-66



### CANADA "DUKE CANADA TOUR"

2018-19 SEASON	
Ryerson Univ. (in Toronto)	W, 86-67
Univ. of Toronto (in Toronto)	W, 96-60
McGill Univ. (in Montreal)	W, 103-58



# DUKE IN THE TOP 25 POLLS

TRADITION

## CHARTING DUKE IN THE POLLS (AP ONLY)

Total Polls Ranked	872
Top 10 Rankings	719
Top 5 Rankings	433
No. 1 Rankings	145
Longest Consecutive Polls Ranked	200 <sup>1</sup>
Current Streak	2

<sup>1</sup> - Duke was ranked in the top 25 of 200 consecutive AP polls from 1997 through 2007, the third-longest streak in college basketball history.

### YEARS RANKED

Total Years	62
Consecutive Years	40
Current Streak	40

### FINAL POLL

Total Polls	51
Top 10	39
Top 5	17
High Rank	1 (eight times)

### NO. 1 RANKING

Total Rankings	145
Most No. 1 Weeks in Succession	18 (1992)

## WEEKS RANKED BY RANKING

First time Duke was ranked: Dec. 11, 1951 (No. 12)  
Last time Duke was ranked: Final 2023 poll (No. 12)

Rank	Weeks
No. 1	145
No. 2	89
No. 3	76
No. 4	59
No. 5	64
No. 6	73
No. 7	66
No. 8	59
No. 9	45
No. 10	43
No. 11	18
No. 12	18
No. 13	15
No. 14	16
No. 15	14
No. 16	13
No. 17	19
No. 18	11
No. 19	11
No. 20	9
No. 21	6
No. 22	0
No. 23	1
No. 24	2
No. 25	0

## ALL-TIME CONSECUTIVE AP POLLS RANKED

Team	Consecutive AP Polls Ranked
Kansas	231 (2009-21)
UCLA	221 (1966-80)
<b>Duke</b>	<b>200 (1996-07)</b>
North Carolina	172 (1990-00)
North Carolina	171 (1972-82)
<b>Duke</b>	<b>167 (2007-16)</b>
Marquette	166 (1969-79)
Kentucky	164 (1990-99)
Kansas	145 (1991-99)
<b>Duke</b>	<b>143 (1986-95)</b>

The Duke basketball program has held a prominent spot in the national basketball scene since the beginning of the post-World War II era. The final national rankings are just one measuring stick in which the Blue Devils are among the elite in the history of the sport.

In the Coach K era, which began in 1980-81, Duke has finished in the Associated Press Top 25 a total of 34 seasons, including eight times as the No. 1 team in the nation. With consecutive AP number one finishes from 1999-2002, Duke became the first school in college basketball history to be ranked at the top of the final AP poll for four straight years.

- Duke has been ranked No. 1 at some point in the season in 24 of the past 38 years (AP & USA Today polls).
- At the time of Mike Krzyzewski's retirement following the 2021-22 season, he had spent more weeks ranked in the Top 25 (668 weeks), top 10 (575) and No. 1 (127) than any other then-active coach (AP poll only).
- Duke was No. 1 for 127 weeks (255 games, 219-36) in the AP poll in the Coach K era.
- Of the 1,437 games coached at Duke by Krzyzewski, 1,276 of them came as a ranked team (88.8 percent). Duke's record as a ranked team in the Coach K era was 1,039-237 (.814).
- Under Coach K, Duke played more games as a No. 1 team (255) than as an unranked team (161).
- Duke has been ranked No. 1 in 127 weeks since 1985 -- the year the NCAA Tournament expanded to 64 teams -- the most by any school in the nation. The next closest school is North Carolina at 72 weeks during the same time period.
- The Blue Devils were ranked in the Top 25 of the AP poll in 380 consecutive games (Nov. 20, 1996-Feb. 11, 2007).
- Duke has been ranked No. 1 in the nation 145 weeks overall, surpassing UCLA (134) for the highest figure in NCAA history.
- Duke finished in the top 10 for 10 consecutive seasons from 1997-2006 -- second all-time behind UCLA (13 straight years from 1967-79).
- Duke's 1991-92 team is one of only 14 schools in college basketball history to be ranked No. 1 for the entire season.
- Entering the 2023-24 season, Duke has been ranked in 490 of the last 510 AP polls.

### NO. 1. BLUE DEVILS

Duke was ranked No. 1 in the AP Poll in 20 different seasons under Mike Krzyzewski.

### SEASONS RANKED NO. 1

Mike Krzyzewski	20
John Wooden	12
Roy Williams	12
Dean Smith	10

### FINAL NO. 1 RANKINGS

Since 1986, Duke has claimed the No. 1 ranking in the final AP poll eight times. The Blue Devils finished the season ranked No. 1 in the AP poll for four consecutive seasons (1999-2002), an unprecedented feat in college basketball history.

### END OF SEASON NO. 1 RANKINGS | SINCE 1986

Duke	8
Kansas	4
Kentucky	3
North Carolina	3
Gonzaga	3
Ohio State	2
UNLV	2

### COACH K AT NO. 1

Mike Krzyzewski coached in 255 games with his Blue Devils as the nation's No. 1 team (AP poll only), compiling a 219-36 (.858) record. Coach K's 255 games and 216 wins at No. 1 are most in NCAA history.

Coach	No. of Games as No. 1 Team	Record (Pct.)
Mike Krzyzewski	255	219-36 (.858)
John Wooden	228	217-11 (.952)
Adolph Rupp	131	117-14 (.893)
Roy Williams	119	101-18 (.849)
Dean Smith	116	98-18 (.845)

### NO. 1 RANKINGS SINCE 1997-98

Since the 1997-98 season, Duke has been ranked No. 1 in the Associated Press poll 90 weeks, 48 more than the next closest team. The Blue Devils reached the top ranking in seven consecutive seasons from 1998-2004, becoming just the second program in NCAA history to accomplish that feat. UCLA holds the record with 12 consecutive seasons being ranked No. 1 at some point (1964-75). Duke finished the season ranked No. 1 in the AP poll for four consecutive seasons (1999-2002), an unprecedented feat in college basketball history.

Team	Seasons Ranked No. 1	Total Weeks Ranked No. 1
<b>Duke</b>	<b>16</b>	<b>90</b>
Gonzaga	6	42
North Carolina	8	42
Kansas	10	38
Kentucky	9	38
Connecticut	6	28
Arizona	5	27
Villanova	3	19
Stanford	3	16



Since the 1997-98 season, Duke (90) has spent more weeks ranked No. 1 in the AP Poll than any other team nationally.

HERE COMES DUKE

**DUKE IN THE TOP 25 POLLS**

TRADITION

**DUKE ALL-TIME RECORD - RANKED (AP POLL)**

Rank	W-L	Pct.
1	243-41	.856
2	141-23	.860
3	121-27	.818
4	94-18	.839
5	100-31	.763
6	122-34	.782
7	102-32	.761
8	84-19	.816
9	71-21	.772
10	42-16	.724
11	22-9	.710
12	25-7	.781
13	28-4	.875
14	24-8	.750
15	22-6	.786
16	12-11	.522
17	22-12	.647
18	14-7	.667
19	9-10	.474
20	10-2	.833
21	10-1	.909
22	0-0	-
23	2-0	1.000
24	1-2	.333
25	0-0	-
<b>Total</b>	<b>1,321-341</b>	<b>.795</b>

**ALL-TIME RECORD - VS. RANKED (AP POLL)**

Rank	W-L	Pct.
1	10-21	.323
2	18-28	.391
3	17-24	.415
4	13-20	.394
5	12-22	.353
6	18-11	.621
7	18-16	.529
8	12-22	.353
9	15-15	.500
10	12-7	.632
11	17-14	.548
12	15-6	.714
13	19-10	.655
14	20-8	.714
15	14-9	.609
16	11-6	.647
17	14-9	.609
18	10-10	.500
19	13-7	.650
20	11-13	.458
21	8-2	.800
22	7-3	.700
23	9-2	.818
24	8-3	.727
25	4-1	.800
<b>Total</b>	<b>325-289</b>	<b>.529</b>

**ACC SCHOOLS AT NO.1 (AP)**

**WEEKS RANKED NO. 1 (ACC SCHOOLS ONLY)**

School	Weeks
<b>Duke</b>	<b>145</b>
North Carolina	110
Virginia	17
NC State	13
Syracuse *	3
Wake Forest	3
Louisville *	2
Georgia Tech	1
Boston College	0
Clemson	0
Florida State	0
Miami	0
Notre Dame *	0
Pittsburgh *	0
Virginia Tech	0

\* as ACC member

**AP NO.1 RANKINGS (BY SELECTED TIME PERIODS)**

**WEEKS RANKED NO. 1 (ALL-TIME)**

School	Weeks
<b>1. Duke</b>	<b>145</b>
2. UCLA	134
3. Kentucky	125
4. North Carolina	113
5. Kansas	73
6. Indiana	54
7. Cincinnati	45
8. Gonzaga	42
9. Arizona	37
Ohio State	37

**WEEKS RANKED NO. 1 (SINCE 2001 -- THE CENTURY)**

School	Weeks
<b>1. Duke</b>	<b>74</b>
2. Gonzaga	42
3. Kansas	38
Kentucky	38
5. North Carolina	34
6. Arizona	24
7. Villanova	19
8. Connecticut	17
9. Illinois	15
10. Florida	14

**WEEKS RANKED NO. 1 (SINCE 1986 -- NCAA TOURNAMENT EXPANSION)**

School	Weeks
<b>1. Duke</b>	<b>127</b>
2. North Carolina	72
3. Kansas	64
4. Kentucky	48
5. Gonzaga	42
6. Arizona	37
7. UNLV	30
8. Connecticut	29
9. Villanova	19
10. Syracuse	17

**AP TOP 10 RANKING STREAK**

Duke has registered four of the 10 longest top 10 ranking streaks in NCAA history.

**CONSECUTIVE WEEKS RANKED IN THE AP TOP 10 | ACC**

Team	Weeks	Span
<b>Duke</b>	<b>122</b>	<b>11/26/07 - 1/6/14</b>
<b>Duke</b>	<b>75</b>	<b>12/26/61 - 12/6/66</b>
<b>Duke</b>	<b>69</b>	<b>1/22/91 - 12/26/94</b>
Maryland	68	11/25/72 - 3/2/76
<b>Duke</b>	<b>67</b>	<b>12/20/99 - 3/3/03</b>

**CONSECUTIVE WEEKS RANKED IN THE AP TOP 10 | NCAA**

Team	Weeks	Span
UCLA	155	11/15/66 - 1/20/76
<b>Duke</b>	<b>122</b>	<b>11/26/07 - 1/6/14</b>
Kentucky	91	3/14/94 - 2/15/99
Gonzaga	84	2/12/18 - 11/28/22
Kansas	76	11/21/94 - 12/7/98
<b>Duke</b>	<b>75</b>	<b>12/26/61 - 12/6/66</b>
<b>Duke</b>	<b>69</b>	<b>1/22/91 - 12/26/94</b>
Maryland	68	11/25/72 - 3/2/76
<b>Duke</b>	<b>67</b>	<b>12/20/99 - 3/3/03</b>
Marquette	66	2/17/70 - 2/26/74



The 2019 Blue Devils, who captured the program's 21st ACC Championship, went wire-to-wire in the Associated Press top 5.

**HERE COMES DUKE**



**DUKE IN THE TOP 25 POLLS**

**TRADITION**

**ASSOCIATED PRESS  
FINAL TOP 10**

- 1949**
1. Kentucky
  2. Oklahoma State
  3. St. Louis
  4. Illinois
  5. W. Kentucky
  6. Minnesota
  7. Bradley
  8. San Francisco
  9. Tulane
  10. Bowling Green

- 1950**
1. Bradley
  2. Ohio State
  3. Kentucky
  4. Holy Cross
  5. N.C. State
  6. Duquesne
  7. UCLA
  8. W. Kentucky
  9. St. John's
  10. LaSalle

- 1951**
1. Kentucky
  2. Oklahoma State
  3. Columbia
  4. Kansas State
  5. Illinois
  6. Bradley
  7. Indiana
  8. NC State
  9. St. John's
  10. St. Louis

- 1952**
1. Kentucky
  2. Illinois
  3. Kansas State
  4. Duquesne
  5. St. Louis
  6. Washington
  7. Iowa
  8. Kansas
  9. West Virginia
  10. St. John's

- 1953**
1. Indiana
  2. Seton Hall
  3. Kansas
  4. Washington
  5. LSU
  6. LaSalle
  7. St. John's
  8. Oklahoma State
  9. Duquesne
  10. Notre Dame

- 1954**
1. Kentucky
  2. LaSalle
  3. Holy Cross
  4. Indiana
  5. Duquesne
  6. Notre Dame
  7. Bradley
  8. W. Kentucky
  9. Penn State
  10. Oklahoma State

- 1955**
1. San Francisco
  2. Kentucky
  3. LaSalle
  4. NC State
  5. Iowa
  6. Duquesne
  7. Utah
  8. Marquette
  9. Dayton
  10. Oregon State

- 1956**
1. San Francisco
  2. NC State
  3. Dayton
  4. Iowa
  5. Alabama
  6. Louisville
  7. SMU
  8. UCLA
  9. Kentucky
  10. Illinois

- 1957**
1. North Carolina
  2. Kansas
  3. Kentucky
  4. SMU
  5. Seattle
  6. Louisville
  7. West Virginia
  8. Vanderbilt
  9. Oklahoma City
  10. St. Louis

- 1958**
1. West Virginia
  2. Cincinnati
  3. Kansas State
  4. San Francisco
  5. Temple
  6. Maryland
  7. Kansas
  8. Notre Dame
  9. Kentucky
  10. Duke

- 1959**
1. Kansas State
  2. Kentucky
  3. Mississippi State
  4. Bradley
  5. Cincinnati
  6. NC State
  7. Michigan State
  8. Auburn
  9. North Carolina
  10. West Virginia

- 1960**
1. Cincinnati
  2. California
  3. Ohio State
  4. Bradley
  5. West Virginia
  6. Utah
  7. Indiana
  8. Utah State
  9. St. Bonaventure
  10. Miami

- 1961**
1. Ohio State
  2. Cincinnati
  3. St. Bonaventure
  4. Kansas State
  5. North Carolina
  6. Bradley
  7. USC
  8. Iowa
  9. West Virginia
  10. Duke

- 1962**
1. Ohio State
  2. Cincinnati
  3. Kentucky
  4. Mississippi State
  5. Bradley
  6. Kansas State
  7. Utah
  8. Bowling Green
  9. Colorado
  10. Duke

- 1963**
1. Cincinnati
  2. Duke
  3. Loyola, Chicago
  4. Arizona State
  5. Wichita State
  6. Mississippi State
  7. Ohio State
  8. Illinois
  9. NYU
  10. Colorado

- 1964**
1. UCLA
  2. Michigan
  3. Duke
  4. Kentucky
  5. Wichita State
  6. Oregon State
  7. Villanova
  8. Loyola, Chicago
  9. DePaul
  10. Davidson

- 1965**
1. Michigan
  2. UCLA
  3. St. Joseph's
  4. Providence
  5. Vanderbilt
  6. Davidson
  7. Minnesota
  8. Villanova
  9. BYU
  10. Duke

- 1966**
1. Kentucky
  2. Duke
  3. Texas-El Paso
  4. Kansas
  5. St. Joseph's
  6. Loyola, Chicago
  7. Cincinnati
  8. Vanderbilt
  9. Michigan
  10. W. Kentucky

- 1967**
1. UCLA
  2. Louisville
  3. Kansas
  4. North Carolina
  5. Princeton
  6. W. Kentucky
  7. Houston
  8. Tennessee
  9. Boston College
  10. Texas-El Paso

- 1968**
1. Houston
  2. UCLA
  3. St. Bonaventure
  4. North Carolina
  5. Kentucky
  6. New Mexico
  7. Columbia
  8. Davidson
  9. Louisville
  10. Duke

- 1969**
1. UCLA
  2. LaSalle
  3. Santa Clara
  4. North Carolina
  5. Davidson
  6. Purdue
  7. Kentucky
  8. St. John's
  9. Duquesne
  10. Villanova

- 1970**
1. Kentucky
  2. UCLA
  3. St. Bonaventure
  4. Jacksonville
  5. New Mexico St.
  6. South Carolina
  7. Iowa
  8. Marquette
  9. Notre Dame
  10. NC State

- 1971**
1. UCLA
  2. Marquette
  3. Pennsylvania
  4. Kansas
  5. USC
  6. South Carolina
  7. W. Kentucky
  8. Kentucky
  9. Fordham
  10. Ohio State

- 1972**
1. UCLA
  2. North Carolina
  3. Pennsylvania
  4. Louisville
  5. Long Beach State
  6. South Carolina
  7. Marquette
  8. SW Louisiana
  9. BYU
  10. Florida State

- 1973**
1. UCLA
  2. NC State
  3. Long Beach State
  4. Providence
  5. Marquette
  6. Indiana
  7. SW Louisiana
  8. Maryland
  9. Kansas State
  10. Minnesota

- 1974**
1. NC State
  2. UCLA
  3. Marquette
  4. Maryland
  5. Notre Dame
  6. Michigan
  7. Kansas
  8. Maryland
  9. Kansas State
  10. Minnesota

- 1975**
1. UCLA
  2. Kentucky
  3. Indiana
  4. Louisville
  5. Maryland
  6. Syracuse
  7. NC State
  8. Arizona State
  9. North Carolina
  10. Alabama

- 1976**
1. Indiana
  2. Marquette
  3. UNLV
  4. Rutgers
  5. UCLA
  6. Alabama
  7. Notre Dame
  8. North Carolina
  9. Michigan
  10. W. Michigan

- 1977**
1. Michigan
  2. UCLA
  3. Kentucky
  4. UNLV
  5. North Carolina
  6. Syracuse
  7. Marquette
  8. San Francisco
  9. Wake Forest
  10. Notre Dame

- 1978**
1. Kentucky
  2. UCLA
  3. DePaul
  4. Michigan State
  5. Arkansas
  6. Notre Dame
  7. Duke
  8. Marquette
  9. Louisville
  10. Kansas

- 1979**
1. Indiana State
  2. UCLA
  3. Michigan State
  4. Notre Dame
  5. Arkansas
  6. DePaul
  7. LSU
  8. Syracuse
  9. North Carolina
  10. Marquette

- 1980**
1. DePaul
  2. LSU
  3. Kentucky
  4. Louisville
  5. Oregon State
  6. Syracuse
  7. Indiana
  8. Maryland
  9. Ohio State
  10. Georgetown

- 1981**
1. DePaul
  2. Oregon State
  3. Virginia
  4. LSU
  5. Arizona State
  6. North Carolina
  7. Indiana
  8. Maryland
  9. Ohio State
  10. Georgetown

- 1982**
1. North Carolina
  2. DePaul
  3. Virginia
  4. Oregon State
  5. Missouri
  6. Minnesota
  7. Georgetown
  8. Idaho
  9. Memphis State
  10. Fresno State

- 1983**
1. Houston
  2. Louisville
  3. St. John's
  4. Virginia
  5. Indiana
  6. UNLV
  7. UCLA
  8. North Carolina
  9. Arkansas
  10. Missouri

- 1984**
1. North Carolina
  2. Georgetown
  3. Kentucky
  4. DePaul
  5. Houston
  6. Illinois
  7. Oklahoma
  8. Arkansas
  9. Texas-El Paso
  10. Purdue

- 1985**
1. Georgetown
  2. Michigan
  3. St. John's
  4. Oklahoma
  5. Memphis State
  6. Georgia Tech
  7. North Carolina
  8. Louisiana Tech
  9. UNLV
  10. Duke

- 1986**
1. Duke
  2. Kansas
  3. Kentucky
  4. St. John's
  5. Michigan
  6. Georgia Tech
  7. Louisville
  8. North Carolina
  9. Syracuse
  10. Notre Dame

- 1987**
1. UNLV
  2. North Carolina
  3. Indiana
  4. Georgetown
  5. DePaul
  6. Iowa
  7. Purdue
  8. Temple
  9. Alabama
  10. Syracuse

- 1988**
1. Temple
  2. Arizona
  3. Purdue
  4. Oklahoma
  5. Duke
  6. Kentucky
  7. North Carolina
  8. Pittsburgh
  9. Syracuse
  10. Michigan

- 1989**
1. Arizona
  2. Georgetown
  3. Illinois
  4. Oklahoma
  5. North Carolina
  6. Missouri
  7. Syracuse
  8. Indiana
  9. Duke
  10. Michigan

**FINAL NO. 1 RANKINGS (AP)  
(SINCE 1986)**

Duke	No.	Last
Duke	8	2019
Kansas	4	2020
Kentucky	3	2015
North Carolina	3	2008
Gonzaga	3	2022
Ohio State	2	2011
UNLV	2	1991
Temple	1	1988
Arizona	1	1989
Oklahoma	1	1990
Indiana	1	1993
UCLA	1	1995
Massachusetts	1	1996
Stanford	1	2004
Illinois	1	2005
Louisville	1	2009
Florida	1	2014
Villanova	1	2017
Virginia	1	2018
Alabama	1	2023

**DUKE'S FINAL TOP 25 RANKINGS**

Year	AP	Coaches
1952	12	NR
1954	15	20
1956	17	18
1958	10	13
1960	18	15
1961	10	9
1962	10	13
1963	2	2
1964	3	4
1965	10	9
1966	2	2
1967	NR	19
1968	10	11
1978	7	9
1979	11	7
1980	14	16
1984	14	14
1985	10	12
1986	1	1
1987	17	NR
1988	5	5
1989	9	7
1990	15	14
1991	6	6
1992	1	1
1993	10	9
1994	6	2
1997	8	11
1998	3	5
1999	1	2
2000	1	4
2001	1	1
2002	1	5
2003	7	9
2004	6	2
2005	3	7
2006	1	7
2008	9	16
2009	6	11
2010	3	1
2011	3	7
2012	8	14
2013	6	5
2014	8	16
2015	4	1
2016	19	18
2017	7	13
2018	9	4
2019	1	4
2020	11	8
2021	NR	NR
2022	9	3
2023	12	18

**DUKE IN THE TOP 25 POLLS**

TRADITION

- 1990**
- Oklahoma
  - UNLV
  - Connecticut
  - Michigan State
  - Kansas
  - Syracuse
  - Arkansas
  - Georgetown
  - Georgia Tech
  - Purdue

- 1991**
- UNLV
  - Arkansas
  - Indiana
  - North Carolina
  - Ohio State
  - Duke**
  - Syracuse
  - Arizona
  - Kentucky
  - Utah

- 1992**
- Duke**
  - Kansas
  - Ohio State
  - UCLA
  - Indiana
  - Kentucky
  - UNLV
  - USC
  - Arkansas
  - Arizona

- 1993**
- Indiana
  - Kentucky
  - Michigan
  - North Carolina
  - Arizona
  - Seton Hall
  - Cincinnati
  - Vanderbilt
  - Kansas
  - Duke**

- 1994**
- North Carolina
  - Arkansas
  - Purdue
  - Connecticut
  - Missouri
  - Duke**
  - Kentucky
  - Massachusetts
  - Arizona
  - Louisville

- 1995**
- UCLA
  - Kentucky
  - Wake Forest
  - North Carolina
  - Kansas
  - Duke**
  - Massachusetts
  - Connecticut
  - Villanova
  - Maryland

- 1996**
- Massachusetts
  - Kentucky
  - Connecticut
  - Georgetown
  - Kansas
  - Purdue
  - Cincinnati
  - Texas Tech
  - Wake Forest
  - Villanova

- 1997**
- Kansas
  - Utah
  - Minnesota
  - North Carolina
  - Kentucky
  - South Carolina
  - UCLA
  - Duke**
  - Wake Forest
  - Cincinnati

- 1998**
- North Carolina
  - Kansas
  - Duke**
  - Arizona
  - Kentucky
  - Connecticut
  - Utah
  - Princeton
  - Cincinnati
  - Stanford

- 1999**
- Duke**
  - Michigan State
  - Connecticut
  - Auburn
  - Maryland
  - Utah
  - Stanford
  - Kentucky
  - St. John's
  - Miami

- 2000**
- Duke**
  - Michigan State
  - Stanford
  - Arizona
  - Temple
  - Iowa State
  - Cincinnati
  - Ohio State
  - St. John's
  - LSU

- 2001**
- Duke**
  - Stanford
  - Michigan State
  - Illinois
  - Arizona
  - North Carolina
  - Boston College
  - Florida
  - Kentucky
  - Iowa State

- 2002**
- Duke**
  - Kansas
  - Oklahoma
  - Maryland
  - Cincinnati
  - Gonzaga
  - Arizona
  - Alabama
  - Pittsburgh
  - Connecticut

- 2003**
- Kentucky
  - Arizona
  - Oklahoma
  - Pittsburgh
  - Texas
  - Kansas
  - Duke**
  - Wake Forest
  - Marquette
  - Florida

- 2004**
- Stanford
  - Kentucky
  - Gonzaga
  - Oklahoma State
  - St. Joseph's
  - Duke**
  - Connecticut
  - Mississippi State
  - Pittsburgh
  - Wisconsin

- 2005**
- Illinois
  - North Carolina
  - Duke**
  - Louisville
  - Wake Forest
  - Oklahoma State
  - Kentucky
  - Washington
  - Arizona
  - Gonzaga

- 2006**
- Duke**
  - Connecticut
  - Villanova
  - Memphis
  - Gonzaga
  - Ohio State
  - Boston College
  - UCLA
  - Texas
  - North Carolina

- 2007**
- Ohio State
  - Kansas
  - Florida
  - North Carolina
  - Memphis
  - Wisconsin
  - UCLA
  - Georgetown
  - Texas A&M
  - Oregon

- 2008**
- North Carolina
  - Memphis
  - UCLA
  - Kansas
  - Tennessee
  - Wisconsin
  - Texas
  - Georgetown
  - Duke**
  - Stanford

- 2009**
- Louisville
  - North Carolina
  - Memphis
  - Pittsburgh
  - Connecticut
  - Duke**
  - Oklahoma
  - Michigan State
  - Missouri
  - Gonzaga

- 2010**
- Kansas
  - Kentucky
  - Duke**
  - Syracuse
  - Ohio State
  - West Virginia
  - Kansas State
  - New Mexico
  - Villanova
  - Purdue

- 2011**
- Ohio State
  - Kansas
  - Duke**
  - Pittsburgh
  - Notre Dame
  - San Diego State
  - North Carolina
  - Texas
  - Connecticut
  - BYU

- 2012**
- Kentucky
  - Syracuse
  - Missouri
  - North Carolina
  - Michigan State
  - Kansas
  - Ohio State
  - Duke**
  - Baylor
  - Florida State

- 2013**
- Gonzaga
  - Louisville
  - Kansas
  - Indiana
  - Miami (Fla.)
  - Duke**
  - Ohio State
  - Georgetown
  - Michigan State
  - New Mexico
  - Michigan

- 2014**
- Florida
  - Wichita State
  - Virginia
  - Arizona
  - Louisville
  - Villanova
  - Michigan
  - Duke**
  - Iowa State
  - Kansas

- 2015**
- Kentucky
  - Villanova
  - Wisconsin
  - Duke**
  - Arizona
  - Virginia
  - Gonzaga
  - Notre Dame
  - Iowa State
  - Kansas

- 2016**
- Kansas
  - Michigan State
  - North Carolina
  - Virginia
  - Oregon
  - Villanova
  - Oklahoma
  - West Virginia
  - Xavier
  - Miami

- 2017**
- Villanova
  - Gonzaga
  - Kansas
  - Arizona
  - North Carolina
  - Kentucky
  - Duke**
  - UCLA
  - Oregon
  - Louisville

- 2018**
- Virginia
  - Villanova
  - Xavier
  - Kansas
  - Michigan State
  - Cincinnati
  - Michigan
  - Gonzaga
  - Duke**
  - North Carolina

- 2019**
- Duke**
  - Virginia
  - North Carolina
  - Gonzaga
  - Michigan State
  - Tennessee
  - Kentucky
  - Gonzaga
  - Texas Tech
  - Florida State

- 2020**
- Kansas
  - Gonzaga
  - Dayton
  - Florida State
  - Baylor
  - San Diego State
  - Creighton
  - Kentucky
  - Michigan State
  - Villanova

- 2021**
- Gonzaga
  - Illinois
  - Baylor
  - Michigan
  - Alabama
  - Houston
  - Ohio State
  - Iowa
  - Texas
  - Arkansas

- 2022**
- Gonzaga
  - Arizona
  - Kansas
  - Baylor
  - Tennessee
  - Villanova
  - Kentucky
  - Auburn
  - Duke**
  - Purdue

- 2023**
- Alabama
  - Houston
  - Purdue
  - Kansas
  - Texas
  - Marquette
  - UCLA
  - Arizona
  - Gonzaga
  - Connecticut



In 1986, Duke finished atop the final national Associated Press poll after winning 37 games and reaching the NCAA championship game.



In 1992, Duke captured the school's second national championship and was ranked No. 1 in the final national Associated Press poll.



The Blue Devils were ranked No. 1 in the final national Associated Press poll in 2001. Duke went on to defeat Arizona in the NCAA championship game.

HERE COMES DUKE



**DUKE IN THE TOP 25 POLLS**

DUKE WEEK-BY-WEEK IN THE ASSOCIATED PRESS POLL

TRADITION

Season	Pre	1	2	3	4	5	6	7	8	9	10	11	12	13	14	15	16	17	18	19	Dates
1949	--	--	--	--	--	--	--	--	--	--	--	--	--	--	--	--	--	--	--	--	Jan. 20 - March 8
1950	--	--	--	--	--	--	--	--	--	--	--	--	--	--	--	--	--	--	--	--	Jan. 5 - March 7
1951	--	--	--	--	--	--	--	--	--	--	--	--	--	--	--	--	--	--	--	--	Dec. 19 - March 7
1952	12	19	--	--	--	--	--	--	--	--	--	--	15	12	--	--	--	--	--	--	Dec. 11 - March 4
1953	--	--	--	--	--	--	--	--	--	--	18	--	--	--	--	--	--	--	--	--	Dec. 16 - March 10
1954	--	13	--	--	8	9	13	20	8	15	14	10	11	18	15	--	--	--	--	--	Dec. 8 - March 23
1955	17	--	--	18	17	--	--	--	--	--	--	--	--	--	--	--	--	--	--	--	Dec. 7 - March 8
1956	--	--	14	8	11	6	7	10	10	8	11	11	11	19	--	--	--	--	--	--	Dec. 6 - March 6
1957	--	13	9	--	15	16	15	19	--	17	16	--	--	--	--	--	--	--	--	--	Dec. 11 - March 12
1958	--	--	--	--	--	--	--	--	--	13	8	7	6	6	10	--	--	--	--	--	Dec. 10 - March 11
1959	--	--	--	--	--	--	--	--	--	--	--	--	--	--	--	--	--	--	--	--	Dec. 9 - March 9
1960	16	18	--	--	--	--	--	--	--	--	--	--	18	--	--	--	--	--	--	--	Dec. 22 - March 8
1961	8	7	6	8	8	8	5	4	3	3	6	9	10	--	--	--	--	--	--	--	Dec. 13 - March 7
1962	7	--	10	8	10	7	7	6	5	7	8	8	9	10	--	--	--	--	--	--	Dec. 19 - March 13
1963	2	2	2	2	8	7	6	5	4	3	3	3	2	2	2	2	--	--	--	--	Dec. 4 - March 12
1964	4	3	5	8	9	9	10	8	8	7	5	4	4	4	3	--	--	--	--	--	Dec. 10 - March 10
1965	5	8	6	6	8	6	10	10	10	6	6	6	5	8	10	--	--	--	--	--	Dec. 8 - March 9
1966	3	6	1	1	1	1	1	1	1	1	2	2	2	3	2	--	--	--	--	--	Dec. 7 - March 8
1967	4	7	--	--	--	--	--	--	--	--	--	--	--	--	--	--	--	--	--	--	Dec. 6 - March 7
1968	--	--	--	--	--	--	--	--	--	9	--	10	8	10	6	10	--	--	--	--	Dec. 5 - March 12
1969	17	16	9	--	--	--	--	--	--	--	--	--	--	--	--	--	--	--	--	--	Dec. 3 - March 4
1970	--	--	--	--	--	19	19	16	--	--	--	--	--	--	--	--	--	--	--	--	Dec. 9 - March 10
1971	13	--	--	--	--	--	--	--	--	--	--	--	--	--	19	--	--	--	--	--	Dec. 8 - March 16
1972	--	--	--	--	--	--	--	--	--	--	--	--	--	--	--	--	--	--	--	--	Dec. 7 - March 14
1973	--	--	--	--	--	--	--	--	--	--	--	--	--	--	--	--	--	--	--	--	Dec. 5 - March 13
1974	--	--	--	--	--	--	--	--	--	--	--	--	--	--	--	--	--	--	--	--	Dec. 4 - March 27
1975	--	--	--	--	--	--	--	--	--	--	--	--	--	--	--	--	--	--	--	--	Dec. 3 - April 2
1976	--	--	--	--	--	--	--	--	--	--	--	--	--	--	--	--	--	--	--	--	Dec. 2 - March 16
1977	--	--	--	--	--	--	--	--	--	--	--	--	--	--	--	--	--	--	--	--	Nov. 30 - March 15
1978	--	--	--	--	--	--	--	--	17	11	17	--	20	13	15	8	7	--	--	--	Nov. 29 - March 13
1979	1	1	1	1	1	1	5	7	8	7	3	3	5	6	5	6	11	--	--	--	Nov. 28 - March 13
1980	3	2	2	1	1	1	1	5	3	5	10	16	17	--	14	--	--	--	--	--	Dec. 4 - March 4
1981	--	--	--	--	--	--	--	--	--	--	--	--	--	--	--	--	--	--	--	--	Dec. 2 - March 10
1982	--	--	--	--	--	--	--	--	--	--	--	--	--	--	--	--	--	--	--	--	Dec. 1 - March 9
1983	--	--	--	--	--	--	--	--	--	--	--	--	--	--	--	--	--	--	--	--	Nov. 30 - March 15
1984	--	--	--	--	--	--	--	--	--	--	--	--	19	14	15	16	14	--	--	--	Nov. 29 - March 13
1985	6	4	4	3	2	2	2	2	2	5	6	5	7	6	5	7	10	--	--	--	Nov. 27 - March 12
1986	6	6	3	3	3	3	3	3	3	2	5	4	2	2	1	1	1	--	--	--	Nov. 26 - March 11
1987	--	--	--	--	--	20	17	14	12	13	16	15	17	17	14	17	--	--	--	--	Dec. 2 - March 10
1988	15	13	10	10	9	9	9	7	9	5	4	8	6	5	9	8	5	--	--	--	Dec. 1 - March 15
1989	1	1	1	1	1	1	1	1	1	1	8	12	14	11	9	9	7	9	--	--	Nov. 22 - March 14
1990	10	7	6	12	12	13	13	10	8	8	5	4	6	3	5	12	15	--	--	--	Nov. 27 - March 13
1991	6	8	5	10	9	8	8	14	12	9	7	6	5	7	8	6	6	--	--	--	Nov. 27 - March 12
1992	1	1	1	1	1	1	1	1	1	1	1	1	1	1	1	1	1	1	--	--	Nov. 25 - March 16
1993	3	3	4	1	1	1	1	1	3	6	7	5	3	7	9	6	8	10	--	--	Nov. 23 - March 15
1994	4	4	6	4	3	3	3	3	2	5	2	1	2	6	2	2	5	6	--	--	Nov. 22 - March 14
1995	8	8	6	9	9	9	7	11	16	--	--	--	--	--	--	--	--	--	--	--	Nov. 21 - March 13
1996	--	--	12	18	21	20	20	19	--	--	--	--	--	--	--	--	--	--	--	--	Nov. 20 - March 11
1997	10	10	6	10	14	11	12	13	10	13	10	12	8	6	6	7	7	8	--	--	Nov. 19 - March 10
1998	3	3	3	1	1	3	3	3	2	2	1	1	1	1	3	5	3	5	6	--	Nov. 16 - March 6
1999	1	1	1	4	3	2	2	2	2	2	2	2	2	1	1	1	1	1	--	--	Nov. 15 - March 8
2000	10	18	16	17	14	11	10	9	8	6	5	3	3	3	3	2	4	3	1	--	Nov. 15 - March 13
2001	2	2	2	1	1	1	1	3	3	2	2	2	2	3	3	4	2	3	1	--	Nov. 13 - March 12
2002	1	1	1	1	1	1	1	1	2	1	1	1	1	1	3	3	3	1	--	--	Nov. 5 - April 2
2003	6	6	6	4	3	3	3	3	1	1	3	5	9	8	8	6	10	12	7	--	Nov. 11 - March 17
2004	2	2	2	6	4	3	3	3	2	2	1	1	1	1	3	5	3	5	6	--	Nov. 10 - March 15
2005	11	11	9	10	9	7	6	6	5	5	4	2	4	7	7	7	6	5	3	--	Nov. 15 - March 14
2006	1	1	1	1	1	1	1	1	1	1	1	2	2	2	1	1	3	1	--	--	Nov. 14 - March 13
2007	12	11	9	11	7	6	6	5	5	11	14	10	8	16	--	18	14	21	--	--	Nov. 6 - March 13
2008	13	13	13	7	6	6	6	10	9	9	7	4	3	2	2	5	7	6	7	9	Nov. 5 - March 17
2009	8	10	7	4	7	6	5	5	2	3	2	1	4	6	9	7	7	9	6	--	Nov. 10 - March 16
2010	9	9	7	6	8	7	7	7	5	8	7	8	10	8	6	5	4	4	3	--	Nov. 2 - March 15
2011	1	1	1	1	1	1	1	1	1	1	4	3	5	5	5	1	4	5	3	--	Nov. 15 - March 14
2012	6	6	6	4	7	7	7	7	5	8	4	8	7	10	5	5	4	6	8	--	Nov. 7 - March 12
2013	8	8	5	2	2	2	1	1	1	1	3	1	5	4	2	6	3	3	2	6	Nov. 5 - March 18
2014	4	4	6	6	10	8	8	9	7	16	23	18	17	11	8	5	6	4	7	8	Nov. 4 - March 17
2015	4	4	4	4	2	2	2	2	2	4	5	4	4	4	4	3	2	4	--	--	Nov. 10 - March 16
2016	5	5	6	7	8	7	15	15	14	9	20	24	--	--	20	15	17	19	19	--	Nov. 2 - March 4
2017	1	1	6	5	5	5	5	5	8	7	18	17	21	18	12	10	17	14	7	--	Oct. 31 - March 13
2018	1	1	1	1	1	4	4	4	2	7	5	4	4	9	12	5	5	5	9	--	Nov. 1 - March 12
2019	4	1	1	3	3	2	2	1	1	1	1	2	2	2	2	1	3	4	5	1	Oct. 22 - March 18
2020	4	2	1	1	10	7	4	4	2	2	3	8	9	7	7	6	7	12	10	11	Oct. 21 - March 16
2021	9	9	6	10	21	20	20	21	19	--	--	--	--	--	--	--	--	--	--	--	Nov. 9 - March 15
2022	9	7	5	1	3	2	2	2	2	8	6	9	9	7	9	7	4	7	9	--	Oct. 18 - March 14
2023	7	7	8	17	15	12	14	17	16	24	--	--	--	--	--	--	--	--	21	12	Oct. 17 - March 13

**DUKE IN THE TOP 25 POLLS**

TRADITION

**UPI POLLS**  
**FINAL TOP 10**  
*(COACHES 1951-92)*

- 1951**
1. Kentucky
  2. Oklahoma State
  3. Kansas State
  4. Illinois
  5. Columbia
  6. Bradley
  7. NC State
  8. Indiana
  9. St. John's
  10. BYU

- 1952**
1. Kentucky
  2. Illinois
  3. Kansas
  4. Duquesne
  5. Washington
  6. Kansas State
  7. St. Louis
  8. Iowa
  9. St. John's
  10. Wyoming

- 1953**
1. Indiana
  2. Washington
  3. LaSalle
  4. Seton Hall
  5. Kansas
  6. LSU
  7. Oklahoma State
  8. N.C. State
  9. Kansas State
  10. Illinois

- 1954**
1. Indiana
  2. Kentucky
  3. Duquesne
  4. Oklahoma State
  5. Notre Dame
  6. W. Kentucky
  7. Kansas
  8. LSU
  9. Holy Cross
  10. Iowa

- 1955**
1. San Francisco
  2. Kentucky
  3. LaSalle
  4. Utah
  5. Iowa
  6. NC State
  7. Duquesne
  8. Oregon State
  9. Marquette
  10. Dayton

- 1956**
1. San Francisco
  2. NC State
  3. Dayton
  4. Iowa
  5. Alabama
  6. SMU
  7. Louisville
  8. Illinois
  9. UCLA
  10. Vanderbilt

- 1957**
1. North Carolina
  2. Kansas
  3. Kentucky
  4. SMU
  5. Seattle
  6. California
  7. Michigan State
  8. Louisville
  9. UCLA
  10. St. Louis

- 1958**
1. West Virginia
  2. Cincinnati
  3. San Francisco
  4. Kansas State
  5. Temple
  6. Maryland
  7. Notre Dame
  8. Louisville
  9. Dayton
  10. Indiana

- 1959**
1. Kansas State
  2. Kentucky
  3. Michigan State
  4. Cincinnati
  5. NC State
  6. North Carolina
  7. Mississippi State
  8. Bradley
  9. California
  10. Auburn

- 1960**
1. California
  2. Cincinnati
  3. Ohio State
  4. Bradley
  5. Utah
  6. West Virginia
  7. Utah State
  8. Georgia Tech
  9. Villanova
  10. Indiana

- 1961**
1. Ohio State
  2. Cincinnati
  3. St. Bonaventure
  4. Kansas State
  5. USC
  6. North Carolina
  7. Bradley
  8. St. John's
  9. Duke
  10. Wake Forest

- 1962**
1. Ohio State
  2. Cincinnati
  3. Kentucky
  4. Mississippi State
  5. Kansas State
  6. Bradley
  7. Wake Forest
  8. Colorado
  9. Bowling Green
  10. Utah

- 1963**
1. Cincinnati
  2. Duke
  3. Arizona State
  4. Loyola, Chicago
  5. Illinois
  6. Wichita State
  7. Mississippi State
  8. Ohio State
  9. Colorado
  10. Stanford

- 1964**
1. UCLA
  2. Michigan
  3. Kentucky
  4. Duke
  5. Oregon State
  6. Wichita State
  7. Villanova
  8. Loyola, Chicago
  9. Texas-El Paso
  10. Davidson

- 1965**
1. Michigan
  2. UCLA
  3. St. Joseph's
  4. Providence
  5. Vanderbilt
  6. BYU
  7. Davidson
  8. Minnesota
  9. Duke
  10. San Francisco

- 1966**
1. Kentucky
  2. Duke
  3. Texas-El Paso
  4. Kansas
  5. Loyola, Chicago
  6. St. Joseph's
  7. Michigan
  8. Vanderbilt
  9. Cincinnati
  10. Providence

- 1967**
1. UCLA
  2. Louisville
  3. North Carolina
  4. Kansas
  5. Princeton
  6. Houston
  7. W. Kentucky
  8. Texas-El Paso
  9. Tennessee
  10. Boston College

- 1968**
1. Houston
  2. UCLA
  3. St. Bonaventure
  4. North Carolina
  5. Kentucky
  6. Columbia
  7. New Mexico
  8. Louisville
  9. Davidson
  10. Marquette

- 1969**
1. UCLA
  2. North Carolina
  3. Davidson
  4. Santa Clara
  5. Kentucky
  6. LaSalle
  7. Purdue
  8. St. John's
  9. New Mexico St.
  10. Duquesne

- 1970**
1. Kentucky
  2. UCLA
  3. St. Bonaventure
  4. New Mexico St.
  5. Jacksonville
  6. South Carolina
  7. Iowa
  8. Notre Dame
  9. Drake
  10. Marquette

- 1971**
1. UCLA
  2. Marquette
  3. Pennsylvania
  4. Kansas
  5. USC
  6. South Carolina
  7. W. Kentucky
  8. Kentucky
  9. Fordham
  10. Ohio State

- 1972**
1. UCLA
  2. North Carolina
  3. Pennsylvania
  4. Louisville
  5. South Carolina
  6. Long Beach State
  7. Marquette
  8. SW Louisiana
  9. BYU
  10. Florida State

- 1973**
1. UCLA
  2. NC State
  3. Long Beach State
  4. Marquette
  5. Providence
  6. Indiana
  7. Kansas State
  8. SW Louisiana
  9. Minnesota
  10. Maryland

- 1974**
1. NC State
  2. UCLA
  3. Notre Dame
  4. Maryland
  5. Marquette
  6. Providence
  7. Vanderbilt
  8. North Carolina
  9. Indiana
  10. Kansas

- 1975**
1. Indiana
  2. UCLA
  3. Louisville
  4. Kentucky
  5. Maryland
  6. Marquette
  7. Arizona State
  8. Alabama
  9. N.C. State
  10. North Carolina

- 1976**
1. Indiana
  2. Marquette
  3. Rutgers
  4. UNLV
  5. UCLA
  6. North Carolina
  7. Alabama
  8. Notre Dame
  9. Michigan
  10. Washington

- 1977**
1. Michigan
  2. San Francisco
  3. North Carolina
  4. UCLA
  5. Kentucky
  6. UNLV
  7. Arkansas
  8. Tennessee
  9. Syracuse
  10. Utah

- 1978**
1. Kentucky
  2. UCLA
  3. Marquette
  4. New Mexico
  5. Michigan State
  6. Arkansas
  7. DePaul
  8. Kansas
  9. Duke
  10. North Carolina

- 1979**
1. Indiana State
  2. UCLA
  3. North Carolina
  4. Michigan State
  5. Notre Dame
  6. Arkansas
  7. Duke
  8. DePaul
  9. LSU
  10. Syracuse

- 1980**
1. DePaul
  2. LSU
  3. Kentucky
  4. Louisville
  5. Oregon State
  6. Syracuse
  7. Indiana
  8. Maryland
  9. Ohio State
  10. Georgetown

- 1981**
1. DePaul
  2. Oregon State
  3. Virginia
  4. LSU
  5. Arizona State
  6. North Carolina
  7. Indiana
  8. Kentucky
  9. Notre Dame
  10. Utah

- 1982**
1. North Carolina
  2. DePaul
  3. Virginia
  4. Oregon State
  5. Missouri
  6. Minnesota
  7. Georgetown
  8. Idaho
  9. Memphis State
  10. Fresno State

- 1983**
1. Houston
  2. Louisville
  3. St. John's
  4. Virginia
  5. Indiana
  6. UNLV
  7. UCLA
  8. North Carolina
  9. Arkansas
  10. Kentucky

- 1984**
1. North Carolina
  2. Georgetown
  3. Kentucky
  4. DePaul
  5. Houston
  6. Illinois
  7. Arkansas
  8. Oklahoma
  9. Texas-El Paso
  10. Maryland

- 1985**
1. Georgetown
  2. Michigan
  3. St. John's
  4. Memphis State
  5. Oklahoma
  6. Georgia Tech
  7. North Carolina
  8. Louisiana Tech
  9. UNLV
  10. Illinois

- 1986**
1. Duke
  2. Kansas
  3. St. John's
  4. Kentucky
  5. Michigan
  6. Georgia Tech
  7. Louisville
  8. North Carolina
  9. Syracuse
  10. UNLV

- 1987**
1. UNLV
  2. Indiana
  3. North Carolina
  4. Georgetown
  5. DePaul
  6. Purdue
  7. Iowa
  8. Temple
  9. Alabama
  10. Syracuse

- 1988**
1. Temple
  2. Arizona
  3. Purdue
  4. Oklahoma
  5. Duke
  6. Kentucky
  7. Pittsburgh
  8. North Carolina
  9. Syracuse
  10. Michigan

- 1989**
1. Arizona
  2. Georgetown
  3. Illinois
  4. North Carolina
  5. Oklahoma
  6. Indiana
  7. Duke
  8. Missouri
  9. Syracuse
  10. Michigan

- 1990**
1. Oklahoma
  2. UNLV
  3. Connecticut
  4. Michigan State
  5. Oklahoma
  6. Indiana
  7. Duke
  8. Missouri
  9. Syracuse
  10. Michigan

- 1991**
1. UNLV
  2. Arkansas
  3. Indiana
  4. North Carolina
  5. Ohio State
  6. Duke
  7. Arizona
  8. Syracuse
  9. Nebraska
  10. Utah

- 1992**
1. Duke
  2. Kansas
  3. Ohio State
  4. Indiana
  5. UCLA
  6. USC
  7. Arizona
  8. Arkansas
  9. Kentucky
  10. Oklahoma State

- 1993**
1. Indiana
  2. North Carolina
  3. Michigan
  4. Kentucky
  5. Arizona
  6. Seton Hall
  7. Cincinnati
  8. Vanderbilt
  9. Kansas
  10. Duke

**USA TODAY POLL**  
**FINAL TOP 10**  
*(1983-92)*

- 1983**
1. Houston
  2. Louisville
  3. St. John's
  4. Indiana
  5. Virginia
  6. North Carolina
  7. UNLV
  8. UCLA
  9. Boston College
  10. Villanova

- 1985**
1. Georgetown
  2. Michigan
  3. St. John's
  4. Oklahoma
  5. Memphis State
  6. Georgia Tech
  7. Louisiana Tech
  8. North Carolina
  9. UNLV
  10. Duke

- 1986**
1. Duke
  2. Kansas
  3. Kentucky
  4. St. John's
  5. Georgia Tech
  6. Michigan
  7. North Carolina
  8. Louisville
  9. Syracuse
  10. Notre Dame

- 1987**
1. UNLV
  2. Indiana
  3. North Carolina
  4. Georgetown
  5. Iowa
  6. DePaul
  7. Alabama
  8. Purdue
  9. Temple
  10. Syracuse

- 1988**
1. Temple
  2. Arizona
  3. Oklahoma
  4. Purdue
  5. Kentucky
  6. Duke
  7. North Carolina
  8. Pittsburgh
  9. Syracuse
  10. Michigan

- 1989**
1. Arizona
  2. Georgetown
  3. Illinois
  4. North Carolina
  5. Indiana
  6. Oklahoma
  7. Syracuse
  8. Duke
  9. Missouri
  10. Michigan

- 1990**
1. Oklahoma
  2. UNLV
  3. Connecticut
  4. Michigan State
  5. Kansas
  6. Syracuse
  7. Arkansas
  8. Georgia Tech
  9. Georgetown
  10. Missouri

- 1991**
1. Duke
  2. UNLV
  3. Kansas
  4. North Carolina
  5. Arkansas
  6. Seton Hall
  7. St. John's
  8. Ohio State
  9. Indiana
  10. Arizona

- 1992**
1. Duke
  2. Kansas
  3. Ohio State
  4. Indiana
  5. UCLA
  6. USC
  7. Arizona
  8. Arkansas
  9. Kentucky
  10. Oklahoma State



**DUKE IN THE TOP 25 POLLS**

TRADITION

USA TODAY/  
CNN POLLS  
FINAL TOP 10  
(COACHES 1993-98)

- 1993**
1. North Carolina
  2. Michigan
  3. Kentucky
  4. Kansas
  5. Indiana
  6. Cincinnati
  7. Florida State
  8. Vanderbilt
  9. **Duke**
  10. Arkansas

- 1994**
1. Arkansas
  2. **Duke**
  3. Arizona
  4. Florida
  5. Purdue
  6. Missouri
  7. Connecticut
  8. Michigan
  9. North Carolina
  10. Louisville

- 1995**
1. UCLA
  2. Arkansas
  3. North Carolina
  4. Oklahoma State
  5. Kentucky
  6. Connecticut
  7. Massachusetts
  8. Virginia
  9. Wake Forest
  10. Kansas

- 1996**
1. Kentucky
  2. Massachusetts
  3. Syracuse
  4. Mississippi State
  5. Kansas
  6. Cincinnati
  7. Georgetown
  8. Connecticut
  9. Wake Forest
  10. Texas Tech

- 1997**
1. Arizona
  2. Kentucky
  3. Minnesota
  4. North Carolina
  5. Kansas
  6. Utah
  7. UCLA
  8. Clemson
  9. Wake Forest
  10. Louisville

- 1998**
1. Kentucky
  2. Utah
  3. North Carolina
  4. Stanford
  5. **Duke**
  6. Arizona
  7. Connecticut
  8. Kansas
  9. Purdue
  10. Michigan State

USA TODAY/  
ESPN POLLS  
FINAL TOP 10  
(COACHES 1999-2015)

- 1999**
1. Connecticut
  2. **Duke**
  3. Michigan State
  4. Ohio State
  5. Kentucky
  6. St. John's
  7. Auburn
  8. Maryland
  9. Stanford
  10. Utah

- 2000**
1. Michigan State
  2. Florida
  3. Iowa State
  4. **Duke**
  5. Stanford
  6. Oklahoma State
  7. Cincinnati
  8. Arizona
  9. Tulsa
  10. Temple

- 2001**
1. **Duke**
  2. Arizona
  3. Michigan State
  4. Maryland
  5. Stanford
  6. Illinois
  7. Kansas
  8. Kentucky
  9. Mississippi
  10. North Carolina

- 2002**
1. Maryland
  2. Kansas
  3. Indiana
  4. Oklahoma
  5. **Duke**
  6. Oregon
  7. Connecticut
  8. Cincinnati
  9. Pittsburgh
  10. Arizona

- 2003**
1. Syracuse
  2. Kansas
  3. Texas
  4. Kentucky
  5. Arizona
  6. Marquette
  7. Oklahoma
  8. Pittsburgh
  9. **Duke**
  10. Maryland

- 2004**
1. Connecticut
  2. **Duke**
  3. Georgia Tech
  4. Oklahoma State
  5. St. Joseph's
  6. Stanford
  7. Pittsburgh
  8. Kentucky
  9. Kansas
  10. Texas

- 2005**
1. North Carolina
  2. Illinois
  3. Louisville
  4. Michigan State
  5. Kentucky
  6. Arizona
  7. **Duke**
  8. Oklahoma State
  9. Washington
  10. Wisconsin

- 2006**
1. Florida
  2. UCLA
  3. LSU
  4. Connecticut
  5. Villanova
  6. Memphis
  7. **Duke**
  8. George Mason
  9. Texas
  10. Gonzaga

- 2007**
1. Florida
  2. Ohio State
  3. UCLA
  4. Georgetown
  5. Kansas
  6. North Carolina
  7. Memphis
  8. Oregon
  9. Texas A&M
  10. Pittsburgh

- 2008**
1. Kansas
  2. Memphis
  3. North Carolina
  4. UCLA
  5. Texas
  6. Louisville
  7. Tennessee
  8. Xavier
  9. Davidson
  10. Wisconsin

- 2009**
1. North Carolina
  2. Michigan State
  3. Connecticut
  4. Villanova
  5. Louisville
  6. Pittsburgh
  7. Oklahoma
  8. Missouri
  9. Memphis
  10. Kansas

- 2010**
1. **Duke**
  2. Butler
  3. West Virginia
  4. Michigan State
  5. Kentucky
  6. Kansas
  7. Kansas State
  8. Syracuse
  9. Tennessee
  10. Baylor

- 2011**
1. Connecticut
  2. Butler
  3. Kentucky
  4. Kansas
  5. Ohio State
  6. VCU
  7. **Duke**
  8. North Carolina
  9. Arizona
  10. Florida

- 2012**
1. Kentucky
  2. Kansas
  3. Ohio State
  4. Louisville
  5. Syracuse
  6. North Carolina
  7. Michigan State
  8. Baylor
  9. Florida
  10. Marquette

- 2013**
1. Louisville
  2. Michigan
  3. Syracuse
  4. Wichita State
  5. **Duke**
  6. Ohio State
  7. Indiana
  8. Kansas
  9. Florida
  10. Miami [Fla.]

- 2014**
1. Connecticut
  2. Kentucky
  3. Florida
  4. Wisconsin
  5. Arizona
  6. Michigan
  7. Wichita State
  8. Michigan State
  9. Louisville
  10. Virginia

- 2015**
1. **Duke**
  2. Wisconsin
  3. Kentucky
  4. Arizona
  5. Notre Dame
  6. Gonzaga
  7. Michigan State
  8. Virginia
  9. Villanova
  10. Louisville

USA TODAY POLL  
FINAL TOP 10  
(2016-CURRENT)

- 2016**
1. Villanova
  2. North Carolina
  3. Kansas
  4. Oklahoma
  5. Virginia
  6. Oregon
  7. Michigan State
  8. Miami
  9. Indiana
  10. Syracuse

- 2017**
1. North Carolina
  2. Gonzaga
  3. Oregon
  4. Kansas
  5. Kentucky
  6. South Carolina
  7. Arizona
  8. Villanova
  9. UCLA
  10. Florida

**FINAL POLL TITLES**

School	AP	Coaches	Total Titles	First	Last
<b>Duke</b>	<b>8</b>	<b>9</b>	<b>17</b>	<b>1986</b>	<b>2019</b>
Kentucky	10	7	17	1949	2015
UCLA	8	7	15	1964	1995
North Carolina	6	6	12	1957	2017
Indiana	3	5	8	1953	1993
Kansas	4	4	8	1997	2022
Ohio State	4	2	6	1961	2011
Connecticut	1	4	5	1999	2023
DePaul	2	2	4	1980	1981
Houston	2	2	4	1968	1983
Michigan	2	2	4	1965	1977
San Francisco	2	2	4	1955	1956
UNLV	2	2	4	1987	1991
Florida	1	2	3	2006	2014
Cincinnati	2	1	3	1960	1963
Villanova	1	2	3	2016	2018
Arizona	1	1	2	1989	1989
Georgetown	1	1	2	1985	1985
Gonzaga	3	0	3	2013	2022
Illinois	1	1	2	2005	2005
Indiana State	1	1	2	1979	1979
Kansas State	1	1	2	1959	1959
Massachusetts	1	1	2	1996	1996
NC State	1	1	2	1974	1974
Oklahoma	1	1	2	1990	1990
Stanford	1	1	2	2004	2004
Temple	1	1	2	1988	1988
West Virginia	1	1	2	1958	1958
Louisville	1	1	2	2009	2013
Virginia	1	1	2	2018	2019
Arkansas	0	1	1	1994	1994
Baylor	0	1	1	2021	2021
Bradley	1	0	1	1950	1950
California	0	1	1	1960	1960
Alabama	1	0	1	2023	2023

*Note: Duke is the only team to finish the regular season at No. 1 in the rankings four straight seasons. Each year from 1998-99 through 2001-02, the Blue Devils topped both the AP and coaches' polls at the end of the regular season.*

- 2018**
1. Villanova
  2. Michigan
  3. Kansas
  4. **Duke**
  5. Virginia
  6. Texas Tech
  7. Loyola-Chicago
  8. Xavier
  9. Purdue
  10. Gonzaga
- 2021**
1. Baylor
  2. Gonzaga
  3. Houston
  4. Michigan
  5. Alabama
  6. Arkansas
  7. UCLA
  8. Illinois
  9. USC
  10. Florida State

- 2019**
1. Virginia
  2. Texas Tech
  3. Michigan State
  4. **Duke**
  5. Auburn
  6. Gonzaga
  7. Kentucky
  8. Purdue
  9. North Carolina
  10. Tennessee
- 2022**
1. Kansas
  2. North Carolina
  3. **Duke**
  4. Villanova
  5. Gonzaga
  6. Arizona
  7. Houston
  8. Arkansas
  9. Baylor
  10. Purdue

- 2020**
1. Kansas
  2. Gonzaga
  3. Dayton
  4. Baylor
  5. Florida State
  6. San Diego State
  7. Kentucky
  8. **Duke**
  9. Villanova
  10. Creighton
- 2023**
1. Connecticut
  2. San Diego State
  3. Miami
  4. Alabama
  5. Florida Atlantic
  6. San Diego State
  7. Texas
  8. UCLA
  9. Kansas State
  10. Gonzaga

**DUKE IN THE MEDIA**

**Duke's Sports Illustrated Covers**

No.	Publication Date	Featured Blue Devil(s)	Theme	Magazine Title
1.	March 13, 1978	Gene Banks	Duke wins ACC title	"Duke Breaks Loose"
2.	March 17, 1986	Mark Alarie	NCAA Tournament Preview	"Duke's the Team to Beat"
3.	March 31, 1986	Johnny Dawkins+	Final Four preview	"The Final Four"
4.	April 8, 1991	Grant Hill	Duke wins NCAA title	"Wish Granted"
5.	November 25, 1991	Christian Laettner	Season preview	"Devil of a Team"
6.	April 13, 1992	Bobby Hurley	Duke wins NCAA title	"Dynasty"
7.	November 17, 1997	Steve Wojciechowski	Season preview	"We're Crazy About Duke"
8.	February 22, 1999	Elton Brand	Duke back at No. 1	"Preppies No More"
9.	November 20, 2000	Shane Battier	Season preview	--
10.	April 2, 2001	Jason Williams\$	NCAA Tournament preview	"Four Keys to the Final Four"
11.	April 9, 2001	Shane Battier Mike Dunleavy	Duke wins NCAA title	"Oh So Sweet!"
12.	April 2001	Shane Battier	Special commemorative issue	"Champs!"
13.	November 19, 2001	Jason Williams	Season preview	"Back to School"
14.	March 18, 2002	Jason Williams	NCAA Tournament preview	"Are You Ready?"
15.	November 25, 2005	2005-06 team	Season preview	"Can Anyone Stop Duke?"
16.	March 6, 2006	J.J. Redick#	Player of the year battle	"Who's the Best?"
17.	April 12, 2010	Jon Scheyer	Duke wins NCAA title	"Back on Top"
18.	April 2010	2009-10 team	Special commemorative issue	"Fantastic Fourth"
19.	November 22, 2010	Nolan Smith	Season preview	--
20.	March 21, 2011	Nolan Smith	NCAA Tournament preview	--
21.	December 12, 2011	Mike Krzyzewski*	Sportsman/woman of the Year	--
22.	November 18, 2013	Jabari Parker*	Season preview	"March Rivals"
23.	February 24, 2014	Mike Krzyzewski Jabari Parker	Jabari Parker feature	"The Education of Jabari Parker"
24.	November 10, 2014	Jahlil Okafor	Season preview	--
25.	April 13, 2015	Tyus Jones	Duke wins NCAA title	"Won. Done."
26.	November 5, 2018	Zion Williamson RJ Barrett Tre Jones Cam Reddish Joey Baker	Season preview	"Fabbest Five"
27.	March 2022	Mike Krzyzewski	NCAA Tournament preview	"The Last Big Dance"

+ featured on cover with Kansas' Danny Manning, LSU's Don Redden and Louisville's Herbert Cook  
 \$ featured on cover with Maryland's Lonny Baxter, Arizona's Loren Woods and Michigan State's Andre Hutson  
 # featured on cover with Gonzaga's Adam Morrison  
 \* featured on cover with Tennessee's Pat Summitt  
 \* featured on cover with North Carolina's James Michael McAdoo  
 & special digital cover



**Duke on ESPN College Gameday**

Year	Date	Road Team	at	Home Team	Venue	Result
2005	Feb. 12	7 Duke	at	Maryland	XFINITY Center	L, 92-99
2006	Mar. 4	13 North Carolina	at	1 Duke	Cameron Indoor Stadium	L, 76-83
2008	Mar. 8	1 North Carolina	at	5 Duke	Cameron Indoor Stadium	L, 68-76
2010	Jan. 23	7 Duke	at	17 Clemson	Littlejohn Coliseum	W, 60-47
	Mar. 6	North Carolina	at	4 Duke	Cameron Indoor Stadium	W, 82-50
2011	Feb. 26	1 Duke	at	Virginia Tech	Cassell Coliseum	L, 60-64
2012	Mar. 9	6 North Carolina	at	3 Duke	Cameron Indoor Stadium	W, 88-70
2013	Mar. 9	3 Duke	at	North Carolina	Dean Smith Center	W, 69-53
2014	Jan. 31	17 Duke	at	2 Syracuse	Carrier Dome	L, 89-91
	Mar. 8	14 North Carolina	at	4 Duke	Cameron Indoor Stadium	W, 93-81
2015	Jan. 31	4 Duke	at	2 Virginia	John Paul Jones Arena	W, 69-63
	Mar. 7	4 Duke	at	15 North Carolina	Dean Smith Center	W, 84-77
2016	Mar. 5	8 North Carolina	at	17 Duke	Cameron Indoor Stadium	L, 72-76
2017	Jan. 21	Miami	at	18 Duke	Cameron Indoor Stadium	W, 70-58
	Mar. 4	17 Duke	at	5 North Carolina	Dean Smith Center	L, 83-90
2018	Feb. 8	9 Duke	at	21 North Carolina	Dean Smith Center	L, 78-82
	Mar. 3	10 North Carolina	at	5 Duke	Cameron Indoor Stadium	W, 74-64
2019	Jan. 19	4 Virginia	at	1 Duke	Cameron Indoor Stadium	W, 72-70
	Feb. 19	2 Duke	at	3 Virginia	John Paul Jones Arena	W, 81-71
	Mar. 9	4 Duke	at	3 North Carolina	Dean Smith Center	L, 70-79
2020	Jan. 18	11 Louisville	at	3 Duke	Cameron Indoor Stadium	L, 73-79
	Feb. 8	7 Duke	at	North Carolina	Dean Smith Center	W, 98-96 (ot)
2021	ESPN did not host on-campus shows during the 2020-21 season due to the COVID-19 pandemic					
2022	Feb. 5	9 Duke	at	North Carolina	Dean Smith Center	W, 87-67
	Mar. 5	North Carolina	at	4 Duke	Cameron Indoor Stadium	L, 81-94
2023	Feb. 4	North Carolina	at	Duke	Cameron Indoor Stadium	W, 63-57
	Mar. 4	Duke	at	North Carolina	Dean Smith Center	W, 62-57

The list above only includes ESPN's main College Gameday show, which airs Saturdays at 11 a.m. ET from a campus location. Special edition shows are not included.

MOST APPEARANCES ON GAMEDAY, ALL-TIME		MOST TIMES HOSTING GAMEDAY, ALL-TIME	
1. Duke	26	1. Duke	12
2. North Carolina	25	2. North Carolina	11
3. Kansas	22	3. Kansas	11
4. Kentucky	20	4. Kentucky	9
5. Michigan State	10	Special edition shows are not included	



ESPN College Gameday for Duke vs. North Carolina on March 6, 2010.



ESPN College Gameday for Duke vs. North Carolina on March 5, 2022.

TRADITION



**RETIRED JERSEYS**

TRADITION

Duke has set aside a day to recognize one of its own on 13 occasions. Thirteen banners hang from the rafters of Cameron Indoor Stadium, honoring each of those events. It's officially known as Retirement Day.

There is no higher honor than having your basketball number and jersey retired. The names, listed in alphabetical order, reverberate in prestige – Shane Battier, Johnny Dawkins, Danny Ferry, Mike Gminski, Dick Groat, Art Heyman, Grant Hill, Bobby Hurley, Christian Laettner, Jeff Mullins, J.J. Redick, Jason Williams and Shelden Williams.

Though there are no 'official' criteria to have a jersey retired at Duke, a player must achieve at a national level – earn National Player of the Year or National Defensive Player of the Year honors, set an NCAA record, win a gold medal representing his country in the Olympics or earn All-America recognition. What distinguishes Duke's retired jersey players from many other schools is the main criteria. No jersey will be retired at Duke unless the player has earned his degree.

Groat was the first Blue Devil to be so honored when his No. 10 was officially retired on May 1, 1952. It would not be until February 20, 1980, that the next jersey would be retired at Duke – Gminski's No. 43. In the early 1990s, Heyman's No. 25 and Mullins' No. 44 were retired nearly three decades after their Duke playing days ended.

After Mike Krzyzewski's arrival in 1980 and Duke's dominant run that began in the middle of that decade, nine players had their jerseys retired, starting with Dawkins in 1986 and ending with JJ Redick and Shelden Williams in 2007.

**RETIREMENT DAY**

10 - Dick Groat	May 1, 1952
25 - Art Heyman	March 4, 1990
44 - Jeff Mullins	December 6, 1994
43 - Mike Gminski	February 20, 1980
24 - Johnny Dawkins	February 22, 1986
35 - Danny Ferry	February 18, 1989
32 - Christian Laettner	February 26, 1992
11 - Bobby Hurley	February 28, 1993
33 - Grant Hill	February 27, 1994
31 - Shane Battier	February 21, 2001
22 - Jason Williams	February 5, 2003
23 - Shelden Williams	January 28, 2007
4 - JJ Redick	February 4, 2007



**#31 Shane Battier**

- Earned ACC All-Freshman Team honors in 1998, averaging 7.6 points and 6.4 rebounds per game
- Helped lead Duke to a 37-2 record, an NCAA title game appearance and the No. 1 ranking in the season's final AP poll as a sophomore in 1999
- Won the first of his three NABC National Defensive Player of the Year awards in 1999
- Led Duke in scoring (17.4), blocked shots (70) and three-point field goal percentage (.444) as a junior in 2000
- Earned first-team Academic All-America and second-team All-America honors, as well as first-team All-ACC recognition, as a junior
- Also named NABC Co-National Defensive Player of the Year in 2000
- Capped his Duke career in 2001 with a national championship to go along with ACC regular season and tournament titles
- Averaged 19.9 points, 7.3 rebounds, 2.3 blocks, 2.1 steals and 1.8 assists as a senior, earning consensus National Player of the Year honors
- Also earned NABC National Defensive Player of the Year, first-team All-America, Verizon Academic All-America, Final Four Most Outstanding Player, ACC Co-Player of the Year, first-team All-ACC and ACC Tournament Most Valuable Player accolades in 2001
- Chosen sixth overall by the Memphis Grizzlies in the 2001 NBA Draft and was named to the 2002 NBA All-Rookie Team
- A two-time NBA All-Defensive Team selection and the winner of the 2014 Twyman-Stokes Teammate of the Year award
- Won NBA championships with the Miami Heat in 2012 and 2013; currently works in the franchise's front office as a strategic advisor

**BATTIER'S CAREER STATISTICS**

Year	G	FG-FGA	Pct	FT-FTA	Pct	Reb-Avg	Pts-Avg
1997-98	36	96-178	.539	79-108	.731	230-6.4	275-7.6
1998-99	37	114-209	.545	71-98	.724	180-4.9	338-9.1
1999-00	34	190-383	.496	134-164	.817	192-5.6	593-17.4
2000-01	39	251-533	.471	152-191	.796	285-7.3	778-19.9
<b>Totals</b>	<b>146</b>	<b>651-1,303</b>	<b>.500</b>	<b>436-561</b>	<b>.777</b>	<b>887-6.1</b>	<b>1,984-13.6</b>

RETIRED JERSEYS

TRADITION



#24 Johnny Dawkins

- Part of the freshman class that would be the beginning of modern Duke basketball
- Named a Freshman All-American and a second-team All-ACC pick in 1983 after averaging 18.1 points per game and scoring in double figures in 27 of 28 contests
- Averaged 19.4 points per game as a sophomore, earning second-team All-ACC recognition and a spot on the All-ACC Tournament first team
- Garnered first-team All-America and first-team All-ACC honors as a junior in 1985 after averaging 18.8 points and 4.5 rebounds per game
- Led Duke to a 37-3 record, an appearance in the NCAA title game, the ACC regular season championship and the ACC Tournament title as a senior in 1986
- Averaged 20.2 points per game on his way to National Player of the Year, East Regional MVP, Final Four All-Tournament Team, first-team All-America, first-team All-ACC and ACC Tournament MVP honors as a senior
- Led Duke in scoring all four years and is currently the program's second all-time leading scorer with 2,556 career points
- Continues to own the program's career record for field goals made (1,026)
- The 10th overall pick by the San Antonio Spurs in the 1986 NBA Draft, playing in the league from 1986-95
- A member of the Duke coaching staff for 11 years before an eight-year run as head coach at Stanford; currently the head men's basketball coach at UCF

DAWKINS' CAREER STATISTICS

Year	G	FG-FGA	Pct	FT-FTA	Pct	Reb-Avg	Pts-Avg
1982-83	28	207-414	.500	73-107	.682	115-4.1	506-18.1
1983-84	34	263-547	.481	133-160	.831	138-4.1	659-19.4
1984-85	31	225-455	.495	132-166	.795	141-4.5	582-18.8
1985-86	40	331-603	.549	147-181	.812	142-3.6	809-20.2
Totals	133	1,026-2,019	.508	485-614	.789	536-4.0	2,556-19.2



#35 Danny Ferry

- As a freshman in 1986, an integral part of the 37-3 Duke team that won both the ACC regular season and tournament titles, and advanced to the NCAA championship game
- Led Duke in scoring (14.0), rebounds (7.8) and assists (4.3) as a sophomore in 1987 on his way to second-team All-ACC honors
- Averaged team-bests of 19.1 points and 7.6 rebounds per game as a junior, earning first-team All-America and ACC Player of the Year accolades
- Also collected the McKeelin Award as the ACC's top athlete, MVP honors at both the ACC Tournament and NCAA East Regional, and National Player of the Year finalist recognition in 1988
- Led the ACC in scoring as a senior with an average of 22.6 points per game to lead Duke to a Final Four appearance
- Among his numerous accolades as a senior were National Player of the Year, first-team All-America, the ACC's McKeelin Award, MVP of the NCAA East Regional and USA Today Collegiate Achiever of the Year
- The first player in ACC history to compile 2,000 points, 1,000 rebounds and 500 assists
- The No. 2 overall pick in the 1989 NBA Draft by the Los Angeles Clippers, playing in the league from 1990-2003
- Won an NBA championship with the San Antonio Spurs in 2003
- Following his playing career, has spent more than a decade working as a front office executive with the San Antonio Spurs, Cleveland Cavaliers, Atlanta Hawks and New Orleans Pelicans

FERRY'S CAREER STATISTICS

Year	G	FG-FGA	Pct	FT-FTA	Pct	Reb-Avg	Pts-Avg
1985-86	40	91-198	.460	54-86	.628	221-5.5	236-5.9
1986-87	33	172-383	.449	92-109	.844	256-7.8	461-14.0
1987-88	35	247-519	.476	135-163	.828	266-7.6	667-19.1
1988-89	35	300-575	.522	146-193	.756	260-7.4	791-22.6
Totals	143	810-1,675	.484	427-551	.775	1,003-7.0	2,155-15.1



**RETIRED JERSEYS**

TRADITION



**#43 Mike Gminski**

- Averaged 15.3 points and 10.7 rebounds as a freshman in 1977 to earn ACC Co-Rookie of the Year accolades
- Averaged 20.0 points and 10.0 rebounds as a sophomore in 1978 to lead Duke to the ACC championship and an appearance in the NCAA title game
- Earned Academic All-America honors as a sophomore in addition to first-team All-ACC, All-East Regional and All-Final Four accolades
- Named ACC Player of the Year as a junior after averaging 18.8 points and 9.2 rebounds to lead Duke to share of the ACC regular season crown
- Also earned first-team Academic All-America honors as a junior
- Earned his third Academic All-America selection and third nod to the All-ACC first team as a senior in 1980, averaging 21.3 points and 10.9 rebounds
- Garnered first-team All-America recognition as a senior
- Currently ranks second on Duke's career lists for rebounds (1,242) and blocks (345), as well as fifth in scoring (2,323)
- Inducted into the CoSIDA Academic All-America Hall of Fame in 2006
- The No. 7 overall pick by the New Jersey Nets in the 1980 NBA Draft, playing 14 years in the NBA with New Jersey, Philadelphia, Charlotte and Milwaukee
- Currently works as a college basketball analyst for multiple television networks

**GMINSKI'S CAREER STATISTICS**

Year	G	FG-FGA	Pct	FT-FTA	Pct	Reb-Avg	Pts-Avg
1976-77	27	175-340	.515	64-91	.703	289-10.7	414-15.3
1977-78	32	246-450	.547	148-176	.841	319-10.0	640-20.0
1978-79	30	218-420	.519	129-177	.729	275-9.2	565-18.8
1979-80	33	262-487	.538	180-214	.841	359-10.9	704-21.3
<b>Totals</b>	<b>122</b>	<b>901-1,697</b>	<b>53.0</b>	<b>521-658</b>	<b>.791</b>	<b>1,242-10.1</b>	<b>2,323-19.0</b>



**#10 Dick Groat**

- The first Blue Devil to have his jersey retired on May 1, 1952
- Averaged 14.5 points per game as a sophomore in 1950 to earn second-team All-Southern Conference acclaim
- Scored a national-record 831 points, an average of 25.2 per game, as a junior in 1951 to win the McKeivin Award as the Southern Conference Athlete of the Year and earn inclusion on numerous All-America squads
- Also set a national record with 261 free throws made as a junior
- Averaged 26.0 points per game as a senior to win his second consecutive McKeivin Award and garner National Player of the Year honors in 1952
- Also named a first-team All-American in baseball as a senior after leading Duke to its first College World Series berth
- Drafted third overall by the Fort Wayne Pistons in the 1952 NBA Draft
- Played 14 years in Major League Baseball with Pittsburgh and St. Louis, making three All-Star teams
- Named National League MVP in 1960 after leading the league with a .325 batting average for the World Series champion Pirates
- Won a second World Series title with the Cardinals in 1964
- Served as the radio color analyst for the University of Pittsburgh men's basketball program for 40 years, retiring following the 2018-19 season

**GROAT'S CAREER STATISTICS**

Year	G	FG-FGA	Pct	FT-FTA	Pct	Reb-Avg	Pts-Avg
1949-50	19	109-256	.426	57-98	.582	NA	275-14.5
1950-51	33	285-713	.400	261-331	.789	NA	831-25.2
1951-52	30	288-700	.411	204-281	.726	229-7.6	780-26.0
<b>Totals</b>	<b>82</b>	<b>682-1,669</b>	<b>.409</b>	<b>522-710</b>	<b>.735</b>	<b>NA</b>	<b>1,886-23.0</b>

**RETIRED JERSEYS**

TRADITION



**#25 Art Heyman**

- Averaged more than 30 points per game on the freshman team in 1960 before being named a varsity co-captain as a sophomore in 1961
- Earned All-America honors and ranked eighth nationally in scoring as a sophomore at a clip of 25.2 points per game
- An All-America selection as a junior in 1962, averaging 25.3 points and 11.2 rebounds per contest
- Also a near unanimous first-team All-ACC selection as a junior
- Helped Duke earn its first Final Four berth as a senior in 1963, averaging 24.9 points and 10.8 rebounds
- Garnered National Player of the Year honors, earned All-America accolades for the third time and was named Most Outstanding Player at the Final Four
- Named the 1963 ACC Player of the Year and ACC Tournament MVP as Duke claimed the ACC championship
- Continues to hold the Duke career record for scoring average with a mark of 25.1 points per game
- Selected No. 1 overall in the 1963 NBA Draft by the New York Knicks
- Named to the 1964 NBA All-Rookie Team after averaging 15.4 points for the Knicks in his first pro season

**HEYMAN'S CAREER STATISTICS**

Year	G	FG-FGA	Pct	FT-FTA	Pct	Reb-Avg	Pts-Avg
1960-61	25	229-488	.469	171-263	.650	272-10.9	629-25.2
1961-62	24	219-506	.433	170-276	.616	269-11.2	608-25.3
1962-63	30	265-586	.452	217-314	.691	324-10.8	747-24.9
<b>Totals</b>	<b>79</b>	<b>713-1,580</b>	<b>.451</b>	<b>558-853</b>	<b>.654</b>	<b>865-10.9</b>	<b>1,984-25.1</b>



**#33 Grant Hill**

- Averaged 11.2 points and 5.1 rebounds to earn Freshman All-America and ACC All-Freshman honors on Duke's first national championship team in 1991
- Garnered All-America honors as a sophomore in 1992 as Duke won its second consecutive national championship
- Averaged 14.0 points, 5.7 rebounds and 3.7 assists as a sophomore, and was named to the All-ACC second team and the All-Final Four Team
- Averaged 18.0 points and 6.4 rebounds per game as a junior in 1993, garnering All-America honors and winning the Henry Iba Corinthian Award as the nation's top defender
- Also earned first-team All-ACC accolades as a junior
- Led Duke back to the Final Four as a senior in 1994, collecting first-team All-America honors after averaging 17.4 points and 6.9 rebounds per contest
- Also named ACC Player of the Year and earned a spot on the All-Final Four Team as a senior
- Became the first player in ACC history to have more than 1,900 points, 700 rebounds, 400 assists, 200 steals and 100 blocks in his career
- Chosen No. 3 overall by the Detroit Pistons in the 1994 NBA Draft and made seven All-Star teams in a 19-year NBA career
- Named 1995 NBA Co-Rookie of the Year and was a first-team All-NBA selection in 1997
- Became a part owner of the Atlanta Hawks in 2015; also serves as the franchise's Vice President of the Board
- Currently works as an NBA and college basketball analyst for CBS, Turner and NBA TV; and is among the ownership group for the Atlanta Hawks

**HILL'S CAREER STATISTICS**

Year	G	FG-FGA	Pct	FT-FTA	Pct	Reb-Avg	Pts-Avg
1990-91	36	160-310	.516	81-133	.609	183-5.1	402-11.2
1991-92	33	182-298	.611	99-135	.733	187-5.7	463-14.0
1992-93	26	185-320	.578	94-126	.746	166-6.4	468-18.0
1993-94	34	218-472	.462	116-165	.703	233-6.9	591-17.4
<b>Totals</b>	<b>129</b>	<b>745-1,400</b>	<b>.532</b>	<b>390-559</b>	<b>.698</b>	<b>769-6.0</b>	<b>1,924-14.9</b>



RETIRED JERSEYS

TRADITION



#11 Bobby Hurley

- Started all 38 games as a freshman, averaging 8.8 points and 7.6 assists to help Duke advance to the 1990 Final Four
- Earned honorable mention All-America honors from *The Sporting News* and Freshman All-America recognition from the *Basketball Times* in 1990
- Averaged 11.3 points and 7.4 assists as a sophomore in 1991 as Duke claimed the ACC title and won its first NCAA championship
- Named honorable mention All-America by the AP, earned a third-team All-ACC nod and grabbed a spot on the All-Final Four Team as a sophomore
- Helped lead Duke to its second consecutive NCAA title, as well as ACC regular season and tournament crowns, in 1992
- Named a first-team All-American and a finalist for National Player of the Year after averaging 13.2 points and 7.6 assists as a junior
- Also named Final Four Most Outstanding Player, third-team All-America and second-team All-ACC in 1992
- Named a consensus first-team All-American, earned first-team All-ACC honors and was a finalist for National Player of the Year accolades as a senior in 1993 after averaging 17.0 points and 8.2 assists per game
- Owns the NCAA career record for assists with 1,076 during his Duke career
- The No. 7 overall pick in the 1993 NBA Draft by the Sacramento Kings, playing five years in the NBA
- Currently the head men's basketball coach at Arizona State University

HURLEY'S CAREER STATISTICS

Year	G	FG-FGA	Pct	FT-FTA	Pct	Reb-Avg	Pts-Avg
1989-90	38	92-262	.351	110-143	.769	68-1.8	335-8.8
1990-91	39	141-333	.423	83-114	.728	93-2.4	441-11.3
1991-92	31	123-284	.433	105-133	.789	61-2.0	410-13.2
1992-93	32	157-373	.421	143-178	.803	84-2.6	545-17.0
<b>Totals</b>	<b>140</b>	<b>513-1,252</b>	<b>.410</b>	<b>441-568</b>	<b>.776</b>	<b>306-2.2</b>	<b>1,731-12.4</b>



#32 Christian Laettner


- A member of four Final Four teams during his Duke career
- Averaged 8.9 points and 4.7 rebounds while shooting .723 from the field as a freshman in 1989
- Earned third-team All-America and second-team All-ACC honors as a sophomore in 1990, averaging 16.3 points and 9.6 rebounds per contest
- Led Duke to its first national championship in 1991 with averages of 19.8 points and 8.7 rebounds, earning second-team All-America honors and the McKeivin Award as the ACC Athlete of the Year
- Also named first-team All-ACC and Final Four Most Outstanding Player as a junior
- Named National Player of the Year, ACC Athlete of the Year, ACC Player of the Year and ACC Tournament MVP as a senior in 1992 as Duke won its second consecutive NCAA title and won both the ACC regular season and tournament championships
- Averaged 21.5 points and 7.9 rebounds per game during his senior season
- Won a gold medal at the 1992 Olympics in Barcelona as the only college player on the original Dream Team
- Owns the Duke career record for free throws made with 713
- Ranks third at Duke in career points (2,460) and rebounds (1,149)
- Selected third overall in the 1992 NBA Draft by the Minnesota Timberwolves
- Played 12 seasons in the NBA and was a 1997 NBA All-Star

LAETTNER'S CAREER STATISTICS

Year	G	FG-FGA	Pct	FT-FTA	Pct	Reb-Avg	Pts-Avg
1988-89	36	115-159	.723	88-121	.727	170-4.7	319-8.9
1989-90	38	194-380	.511	225-269	.836	364-9.6	619-16.3
1990-91	39	271-471	.575	211-263	.802	340-8.7	771-19.8
1991-92	35	254-442	.575	189-232	.815	275-7.9	751-21.5
<b>Totals</b>	<b>148</b>	<b>834-1,452</b>	<b>.574</b>	<b>713-885</b>	<b>.806</b>	<b>1,149-7.8</b>	<b>2,460-16.6</b>

RETIRED JERSEYS

TRADITION



#44 Jeff Mullins

- Averaged a team-high 24.6 points for Duke's freshman team in 1961
- Garnered All-ACC honors as a sophomore in 1962 after averaging 21.0 points and 10.4 rebounds per game
- Helped lead Duke to its first Final Four appearance in 1963, averaging 20.3 points and 8.0 rebounds per contest
- Received both All-America and All-ACC honors as a junior
- Also named first-team All-ACC and Final Four Most Outstanding Player as a junior
- Paced Duke to its second straight Final Four as a senior in 1964, earning All-America honors and claiming the McKevlin Award as the ACC's Athlete of the Year
- Averaged 24.2 points and 8.9 rebounds as a senior, garnering ACC Player of the Year and ACC Tournament MVP honors
- Won a gold medal with USA Basketball at the 1964 Olympics in Tokyo
- Drafted fifth overall by the St. Louis Hawks in the 1964 NBA Draft and was a five-time NBA All-Star
- Became the first Duke player to win an NBA championship as a member of the 1975 Golden State Warriors

MULLINS' CAREER STATISTICS

Year	G	FG-FGA	Pct	FT-FTA	Pct	Reb-Avg	Pts-Avg
1961-62	25	214-416	.515	98-138	.710	259-10.4	526-21.0
1962-63	30	256-466	.549	96-131	.733	241-8.0	608-20.3
1963-64	31	300-613	.489	150-183	.820	276-8.9	750-24.2
<b>Totals</b>	<b>86</b>	<b>770-1,495</b>	<b>.515</b>	<b>344-452</b>	<b>.761</b>	<b>776-9.0</b>	<b>1,884-21.9</b>



#4 J.J. Redick

- Entered Duke as a McDonald's All-American and left as a two-time National and ACC Player of the Year
- Averaged 15.0 points per game and shot .399 from outside the arc as a freshman in 2003 to earn third-team All-ACC honors
- Led Duke to the 2004 Final Four with an average of 15.9 points per game as a sophomore, setting an ACC single-season record with a .953 free throw percentage and made an ACC-record 54 consecutive free throws
- Collected third-team All-America honors and second-team All-ACC accolades as a sophomore
- Led the ACC in scoring with an average of 21.8 points per game as a junior to earn the Rupp Award as 2005 National Player of the Year
- Also earned unanimous first-team All-America and ACC Player of the Year honors as a junior after scoring in double figures 31 times
- As a senior in 2006, recorded the most prolific scoring season in Duke history (964 points) and became the second Duke player - and eighth in college basketball history - to repeat as National Player of the Year
- Led the ACC and ranked second in the NCAA in scoring in 2006 at 26.8 points per game, while shooting .421 from three-point range, to repeat as a unanimous All-American and ACC Player of the Year
- Claimed the James E. Sullivan Award as the nation's top amateur athlete in 2006
- Finished his career as the ACC career leader in scoring (2,769 points) and the NCAA career leader in three-point field goals (457)
- Finished his career ranked second in NCAA history in free throw percentage (.912)
- The No. 11 pick in the 2006 NBA Draft by the Orlando Magic and completed his 15th NBA season in 2021-22 before announcing his retirement on September 21, 2021
- Currently works as an NBA analyst for ESPN

REDICK'S CAREER STATISTICS

Year	G	FG-FGA	Pct	FT-FTA	Pct	Reb-Avg	Pts-Avg
2002-03	33	149-361	.413	102-111	.919	81-2.5	495-15.0
2003-04	37	172-407	.423	143-150	.953	115-3.1	589-15.9
2004-05	33	202-495	.408	196-209	.938	108-3.3	721-21.8
2005-06	36	302-643	.470	221-256	.863	71-2.0	964-26.8
<b>Totals</b>	<b>139</b>	<b>825-1,906</b>	<b>.433</b>	<b>662-726</b>	<b>.912</b>	<b>375-2.7</b>	<b>2,769-19.9</b>



**RETIRED JERSEYS**

TRADITION



**#22 Jason Williams**

- A starter for Duke from his very first game, averaging 14.5 points, 4.2 rebounds, 6.5 assists and 2.4 steals per game in 2000 to earn National Freshman of the Year honors from *The Sporting News*
- Helped lead Duke to its third NCAA title in 2001 with averages of 21.6 points, 6.1 assists and 2.0 steals, garnering National Player of the Year accolades from the NABC
- Also named a first-team All-American, a unanimous first-team All-ACC pick and Final Four All-Tournament Team member in 2001
- Named National Player of the Year and a consensus first-team All-American in 2002 after averaging 21.3 points, 5.3 assists and 2.2 steals as a junior
- Finished his career with 2,079 points, 644 assists, 313 three-point field goals and 235 steals in three seasons
- Started each of Duke's 108 games from 2000-02
- The No. 2 overall selection in the 2002 NBA Draft by the Chicago Bulls
- Graduated from Duke in just three years
- Currently works as an NBA analyst for ESPN across the network's various platforms

**WILLIAMS' CAREER STATISTICS**

Year	G	FG-FGA	Pct	FT-FTA	Pct	Reb-Avg	Pts-Avg
1999-00	34	179-427	.419	61-89	.685	143-4.2	492-14.5
2000-01	39	285-603	.473	139-211	.659	128-3.3	841-21.6
2001-02	35	249-545	.457	140-207	.676	124-3.5	746-21.3
<b>Totals</b>	<b>108</b>	<b>713-1,575</b>	<b>.453</b>	<b>340-507</b>	<b>.671</b>	<b>395-3.7</b>	<b>2,079-19.3</b>



**#23 Shelden Williams**

- Averaged 8.2 points, 5.9 rebounds and 1.6 blocks per game as a freshman in 2003, earning ACC All-Freshman honorable mention honors
- Saw his numbers grow to 12.6 points, 8.5 rebounds and 3.0 blocks as a sophomore in 2004 as he helped guide Duke to the Final Four
- Collected numerous All-America honors and second-team All-ACC accolades as a sophomore
- As a junior, became the first player on a Mike Krzyzewski-coached team to average a double-double, posting marks of 15.5 points and 11.2 rebounds
- Set a Duke single-season record with 122 blocks while earning All-America honors and claiming the National Defensive Player of the Year award in 2005
- Captured National Defensive Player of the Year honors for the second year in a row as a senior in 2006, averaging 18.8 points, 10.7 rebounds and 3.8 blocks per game in a consensus first-team All-America season
- Owns Duke career records for rebounds (796) and blocks (422)
- Was the first player in NCAA history to register 1,750 points, 1,250 rebounds, 400 blocks and 150 steals in his career
- The fifth overall pick in the 2006 NBA Draft by the Atlanta Hawks
- Played six years in the NBA and most recently was an assistant coach in the G League for the Atlanta Hawks

**WILLIAMS' CAREER STATISTICS**

Year	G	FG-FGA	Pct	FT-FTA	Pct	Reb-Avg	Pts-Avg
2002-03	33	95-184	.516	80-128	.625	195-5.9	270-8.2
2003-04	37	164-280	.586	138-200	.690	314-8.5	468-12.6
2004-05	33	191-328	.582	131-198	.662	369-11.2	513-15.5
2005-06	36	237-410	.578	201-270	.744	384-10.7	677-18.8
<b>Totals</b>	<b>139</b>	<b>687-1,202</b>	<b>.572</b>	<b>550-796</b>	<b>.691</b>	<b>1,262-9.1</b>	<b>1,928-13.9</b>


## ALL-TIME JERSEY NUMBERS

<b>0</b>	<b>Jared McCain</b> Dariq Whitehead Wendell Moore Jr. Jayson Tatum Austin Rivers	<b>12</b>	<b>TJ Power</b> Kale Catchings Theo John Patrick Tapé Javin DeLaurier Derryck Thornton Justise Winslow Alex Murphy Kyle Singler Jordan Davidson Andre Sweet Steve Wojciechowski Thomas Hill David Henderson Vince Taylor Tate Armstrong Richie O'Connor Tony Barone Frank Harscher Jack Boyd Bob Thuemmel Don Cashman Bill Martin Scotty York	<b>20</b>	<b>Neal Begovich</b> Marques Bolden Semi Ojeleye Andre Dawkins Elliott Williams Taylor King Casey Sanders D. Bryant Mike Chappell Chris Collins Gene Banks Dave O'Connell Larry Saunders Dave Golden Denny Ferguson Jack Mullen Larry Bateman Dick Rosenthal Bernie Janicki Jim Kulpan Buck Cheek Bill Fleming Pat Lyons	<b>24</b>	<b>Johnny Dawkins ▲</b> Harold Morrison Kevin Billerman Jeff Dawson Jack Marin John Cantwell Marty Joyce Jim Newcome Tom Blackburn Don Cashman Dick Johnson Peter Johnson Wes Skibsted	<b>34</b>	Bates Jones Henry Coleman III Wendell Carter, Jr. Sean Obi Andre Dawkins Ryan Kelly Jamal Boykin Mike Dunleavy Chris Burgess Carmen Wallace Crawford Palmer Dave Colonna Bill Jackman Loel Payne Jim Spanarkel Bob Cook Judge Carr Tim Teer Buzzy Harrison Fred Cox Doug Kistler Jack Kalbfus Fred Shabel Rod Boyce	<b>44</b>	Cherokee Parks Phil Henderson Todd Anderson Scott Goetsch Pete Kramer Jeff Mullins ▲ Doug Ausbon Richard Gilbert Ray Spuhler
<b>1</b>	<b>Caleb Foster</b> Dereck Lively II Trevor Keels Jalen Johnson Vernon Carey Jr. Zion Williamson Trevon Duval Harry Giles Jabari Parker Kyrie Irving	<b>13</b>	<b>Sean Stewart</b> Jacob Grandison Joey Baker Matt Jones Michael Gbinije Olek Czyn Nick Sutton Lee Melchionni Andy Means J.D. Simpson Taymon Domzalski Joe Cook Brent Kitching Don Miller Tony Buhowsky Herky Lamley	<b>21</b>	<b>Christian Reeves</b> A.J. Griffin Matthew Hurt Amile Jefferson Miles Plumlee DeMarcus Nelson Chris Duhon Trajan Langdon Antonio Lang Robert Brickley Jay Bilas Gordon Whitted Bob Bender Kenny Young Jeff Burdette Dick DeVenizio Stuart McKaig Roger Hamilton Howard Hurt Ed Bryson Rudy Lacy John Engberg Harold Hibbitts Wes Skibsted	<b>25</b>	<b>Mark Mitchell</b> Thomas Hill Greg Wendt Mark Crow Gary Melchionni Art Heyman ▲ Bob Wayand Joe Marcovechio Don Sims Jake Tarr Charlie Driesell C.B. Johnson Bob Strauss	<b>35</b>	Marvin Bagley III Danny Ferry ▲ Cameron Hall Phil McLeod Stu Yarbrough Phil Allen Buzz Mewhort George Barrett Ronnie Mayer	<b>45</b>	Keenan Worthington Nick Pagliuca Joe Pagliuca Eric Boateng Joe Pagliuca Mark Causey Clay Buckley Dan Meagher Ted Mann Jr. Sammy Rothbaum Eddie Shokes Charles Kunkle
<b>2</b>	<b>Jaylen Blakes</b> DJ Steward Cassius Stanley Cam Reddish Gary Trent, Jr. Chase Jeter Quinn Cook Nolan Smith Josh McRoberts Luol Deng Andre Buckner	<b>14</b>	<b>Jaden Schutt</b> Jordan Goldwire Brandon Ingram Rasheed Sulaimon David McClure Nate James Kenney Brown Quin Snyder Vince Crump Chip Engelland Rob Hardy Willie Hodge Bill Zimmer Scott Williamson Jerry Robertson Don Tobin Kes Deimling Ceep Youmans	<b>22</b>	<b>Jason Williams ▲</b> Jay Heaps Greg Kouбек Andy Berndt Tom Emma John Harrell Paul Fox Rick Katherman Rob Wendelin Bob Riedy Jay Buckley Bill Watson Bobby Joe Harris Tom Blackburn Marv Decker Dayton Allen Scotty York	<b>30</b>	<b>Kyle Filipowski</b> Michael Savarino Antonio Vrankovic Semi Ojeleye Seth Curry Jon Scheyer Joe Pagliuca Reggie Love Dahntay Jones Andy Borman J.D. Simpson Tony Moore Alaa Abdelnaby Jim Suddath Rob Hardy Rick Mainwaring William Hannon Robby West Buzzy Harrison John Frye Bobby Joe Harris Joe Belmont	<b>40</b>	Marshall Plumlee Griffin Torney Ross Perkins Andy Borman Taymon Domzalski Weldon Williams Neil Chinnault Steve Litz Joe Kennedy Tom Gebbie Jay Beal Bucky Allen Sammy Rothbaum Wright Hollingsworth Cedric Loftis John Heath	<b>50</b>	Justin Robinson Tom Novick Michael Thompson Corey Maggette Ray Essex Alan Shaw Glen Smiley Wes Skibsted Bob Gantt Jim Bowman Albert Herrick
<b>3</b>	<b>Jeremy Roach</b> Tre Jones Grayson Allen Tyler Thornton Greg Paulus Nick Horvath Justin Caldwell Ricky Price Marty Clark Phil Henderson	<b>15</b>	<b>Ryan Young</b> Mark Williams Alex O'Connell Frank Jackson Jahlil Okafor Josh Hairston Gerald Henderson Sean Dockery Andre Buckner Ryan Caldwell Todd Singleton Bruce Bell Pat Doughty Bob Riedy Burton Fitts Fred Kast Paul Schmidt Jim Rogers Rudy D'Emilio John Engberg Bill Armour	<b>23</b>	<b>Shelden Williams ▲</b> Chris Carrawell Brian Davis Richard Ford Larry Linney Steve Gray Bill Suk C.B. Claiborne Dick Warren Elliott McBride Ray Cox Carroll Youngkin Don Miller Marty Doherty Dick Latimer Buck Simmons	<b>31</b>	<b>Shane Battier ▲</b> Justin Caldwell Stan Brunson Kevin Strickland Mike Tissaw Randy Denton Tim Kolodziej Hack Tison Doug Albright Hayes Clement Bill Reigel Bill Fleming Jack Lasseter	<b>41</b>	Max Johns Jack White Jordan Davidson Patrick Davidson Matt Christensen Jon Goodman Allen Williams Ray Kuhlmeier Doug Kistler Tom Peters Irving Gray Kenny Turner Bill Parsons	<b>51</b>	Mike Buckmire David Mayer Steve Johnson Patrick Johnson Martin Nessley Dave Elmer Cy Valasek Ken Podger
<b>4</b>	JJ Redick ▲ Carlos Boozer Roshown McLeod Kenny Blakene Tommy Amaker Bernard Pergram	<b>5</b>	<b>Tyrese Proctor</b> Paolo Bancherio Jaemyn Brakefield R.J. Barrett Jordan Tucker Luke Kennard Tyus Jones Rodney Hood Mason Plumlee Martynas Pocius Daniel Ewing Ryan Caldwell William Avery Jeff Capel Ron Burt Billy McCaffrey Larry Ashley Bob Duff	<b>24</b>	<b>Christian Laettner ▲</b> Mark Alarie Geoff Northrup Ron Righter Brad Evans Jim Liccardo Merrill Morgan Bob Lakata Charlie Driesell Carl Glasgow Lloyd Caudie	<b>32</b>	<b>Grant Hill ▲</b> John Smith Jay Bryan Kenny Dennard Randy Abernathy Doug Jackson Steve Vacendak Bob Jamieson Larry Bateman Jim Newcome Junior Morgan Dick Crowder	<b>42</b>	Sean Kelly Lance Thomas Shavlik Randolph Reggie Love Elton Brand Joey Beard George Burgin Ned Franke Bob Fleischer Don Blackman Mike Lewis Fred Cox Hal Turner Garland Loftis Bill Flentye Billy Huiskamp	<b>52</b>	<b>Stanley Borden</b> Todd Zafirovski Erik Meek Steve Vandenberg Terry Murray Bob Moyer Tom Wallingford Eugene Bledsoe Bob Wood
<b>10</b>	Dick Groat ▲ Doug Ausbon	<b>11</b>	<b>Bobby Hurley ▲</b> Doug McNeely Jim Corrigan Rick Gomez Edgar Burch Zeno Edwards Bob Verga Fred Schmidt Johnny Morris Bob Vernon Don Cashman Dick Brewer Tom Peters Bill Downing Dave Scarborough	<b>25</b>	<b>Christian Laettner ▲</b> Mark Alarie Geoff Northrup Ron Righter Brad Evans Jim Liccardo Merrill Morgan Bob Lakata Charlie Driesell Carl Glasgow Lloyd Caudie	<b>33</b>	<b>Grant Hill ▲</b> John Smith Jay Bryan Kenny Dennard Randy Abernathy Doug Jackson Steve Vacendak Bob Jamieson Larry Bateman Jim Newcome Junior Morgan Dick Crowder	<b>43</b>	Mike Gminski ▲ Terry Chili John Posen Bill Ulrich Ed Koffenberger Harry Harner Bill Mock	<b>53</b>	Brennan Besser Casey Peters Andy Means George Moses Chris Redding Fred Lind Glenn Price Ace Parker
<b>11</b>	<b>Bobby Hurley ▲</b> Doug McNeely Jim Corrigan Rick Gomez Edgar Burch Zeno Edwards Bob Verga Fred Schmidt Johnny Morris Bob Vernon Don Cashman Dick Brewer Tom Peters Bill Downing Dave Scarborough	<b>12</b>	<b>TJ Power</b> Kale Catchings Theo John Patrick Tapé Javin DeLaurier Derryck Thornton Justise Winslow Alex Murphy Kyle Singler Jordan Davidson Andre Sweet Steve Wojciechowski Thomas Hill David Henderson Vince Taylor Tate Armstrong Richie O'Connor Tony Barone Frank Harscher Jack Boyd Bob Thuemmel Don Cashman Bill Martin Scotty York	<b>20</b>	<b>Neal Begovich</b> Marques Bolden Semi Ojeleye Andre Dawkins Elliott Williams Taylor King Casey Sanders D. Bryant Mike Chappell Chris Collins Gene Banks Dave O'Connell Larry Saunders Dave Golden Denny Ferguson Jack Mullen Larry Bateman Dick Rosenthal Bernie Janicki Jim Kulpan Buck Cheek Bill Fleming Pat Lyons	<b>24</b>	<b>Johnny Dawkins ▲</b> Harold Morrison Kevin Billerman Jeff Dawson Jack Marin John Cantwell Marty Joyce Jim Newcome Tom Blackburn Don Cashman Dick Johnson Peter Johnson Wes Skibsted	<b>34</b>	Bates Jones Henry Coleman III Wendell Carter, Jr. Sean Obi Andre Dawkins Ryan Kelly Jamal Boykin Mike Dunleavy Chris Burgess Carmen Wallace Crawford Palmer Dave Colonna Bill Jackman Loel Payne Jim Spanarkel Bob Cook Judge Carr Tim Teer Buzzy Harrison Fred Cox Doug Kistler Jack Kalbfus Fred Shabel Rod Boyce	<b>44</b>	Cherokee Parks Phil Henderson Todd Anderson Scott Goetsch Pete Kramer Jeff Mullins ▲ Doug Ausbon Richard Gilbert Ray Spuhler

▲ Jersey retired



**LETTERMEN**



**- A -**

Abdelnaby, Alaa	1987-90
Alarie, Mark	1983-86
Albert, Roy	1932
Albright, Doug	1959-61
Allen, Bucky	1956-58
Allen, Dayton	1950-51
Allen, Grayson	2015-18
Allen, J. Clyde	1940, 42
Allen, Phil	1964-66
Amaker, Tommy	1984-87
Anderson, Todd	1982-85
Armstrong, Tate	1974-77
Ashley, Larry	1950
Ast, Christian	1991-92
Ausbon, Doug	1946-48
Avery, William	1998-99

**- B -**

Bagley III, Marvin	2018
Bailey, William F.	1944
Baker, Joey	2019-22
Balitsaris, George	1944
Banchero, Paolo	2022
Banks, Eugene	1978-81
Barone, Tony	1966-68
Barrett, George	1958-59
Barrett, R.J.	2019
Bateman, Larry	1958-60
Battier, Shane	1998-01
Beal, Jay	1959-61
Beall, Curtis	1944
Beard, Joey	1994
<b>Begovich, Neal</b>	<b>2024-pres</b>
Bell, Bruce	1976-78
Bell, Sam	1933-35
Belmont, Joe	1953-56
Bender, Bob	1978-80
Bennett, C.G.	1926-28
Bergman, Russell	1937-39
Berndt, Andy	1987
Besser, Brennan	2016-19
Bilas, Jay	1983-86
Billerman, Kevin	1973-75
Blackman, Don	1970
Blakeney, Kenny	1992-95
<b>Blakes, Jaylen</b>	<b>2022-pres</b>
Bledsoe, Gene	1944
Boateng, Eric	2006
Bolden, Marques	2017-19
Boozer, Carlos	2000-02
<b>Borden, Stanley</b>	<b>2022-pres</b>
Borman, Andy	2000-02, 2004
Bowman, James	1940
Boyd, Jack	1958-59
Boykin, Jamal	2006
Brakefield, Jaemyn	2021
Brand, Elton	1998-99
Brand, Joe	1945
Brickey, Robert	1987-90
Brown, Kenney	1993
Brown, Ray	1941
Brummer, George	1945
Brunson, Stan	1993-96
Bryan, Jay	1982-85
Bryant, D.	1999
Bryson, Ed	1957
Buckley, Clay	1988-91
Buckley, Dan	1945
Buckley, Jay	1962-64
Buckmire, Mike	2018-21
Buckner, Andre	2000-03
Buhowsky, Tony	1956
Bullock, E.J.	1926
Burch, Edgar	1974
Burdette, Jeff	1972-74
Burgess, Chris	1998-99
Burgin, George	1987-89
Burt, Ron	1992
Butler, M.W.	1926-27

**- C -**

Caldbeck, Justin	1997, 99
Caldbeck, Ryan	1999-01
Candler, Coke	1927-29

Cantwell, John	1960-61
Capel, Jeff	1994-97
Capelli	1931
Carey Jr., Vernon	2020
Carrawell, Chris	1997-00
Carter, Pete	1931-32
Carter Jr., Wendell	2018
Carver, Gordon	1943-45
Cashman, Don	1956
Catchings, Kale	2023
Causey, Mark	2002
Chapman, Warren	1966-67, 69
Chappell, Mike	1997-98
Cheek, Herbert	1935-37
Cheek, James	1946
Chili, Terry	1973-76
Chinault, Neil	1973-74
Christensen, Matt	1996, 2000-02
Claiborne, C.B.	1967-69
Clark, D.	1933
Clark, Marty	1991-94
Clark, Robert	1942
Clement, Hayes	1957-58
Coleman III, Henry	2021
Coleman, Jack	1943
Colley, Nelson	1931-32
Collins, Ben	1947-49
Collins, Chris	1993-96
Colonna, Dave	1987
Connelly, Tom	1939-41
Cook, Bob	1973-74
Cook, Joe	1988, 90
Cook, Quinn	2012-2015
Cordell, Thomas	1946
Corrigan, Jim	1980
Councilor, Harry	1928-30
Cowdrick, Tom	1941
Cox, Ray	1962-64
Crosen, Joe	1929-31
Crow, Mark	1974-77
Crowder, Dick	1950-52
Crowder, John	1945
Crump, Vince	1984
Curry, Seth	2010-13
Czyz, Olek	2009

**- D -**

Davidson, Patrick	2004-05
Davidson, Jordan	2006-10
Davis, Brian	1989-92
Davis, William	1935
Dawkins, Andre	2010-12, 2013
Dawkins, Johnny	1983-86
Dawson, Jeff	1971
Decker, Marvin	1953-54
Deimling, Kes	1951-52
DeLaurier, Javin	2017-20
D'Emilio, Rudy	1952-54
Deng, Luol	2004
Dennard, Kenny	1978-81
Denton, Randy	1969-71
DeVenzio, Dick	1969-71
Dockery, Sean	2003-06
Doherty, Marty	1954-55
Domzalski, Taymon	1996-99
Doughty, Pat	1970-72
Driesell, Charles	1953-54
Duff, Bob	1948
Duhon, Chris	2001-04
Dunleavy, Mike	2000-02
Duval, Trevon	2018

**- E -**

Edwards, Fred	1936-38
Edwards, Zeno III	1972
Emma, Tom	1980-83
Engelland, Chip	1980-83
Essex, Rey	1987
Evans, Brad	1969-70
Ewing, Daniel	2002-05

**- F -**

Farley, Roland	1928-30
Ferguson, Dennis	1963-65
Ferguson, James	1934

Ferry, Danny	1986-89
<b>Filipowski, Kyle</b>	<b>2023-pres</b>
Fleischer, Bob	1972-74, 75
Fleming, Bill	1950-52
Flentye, William	1940
Ford, Richard	1982-84
<b>Foster, Caleb</b>	<b>2024-pres</b>
Fox, Paul	1973-76
Franke, Ned	1982
Frye, John	1959-61

**- G -**

Gantt, Robert	1942-44
Garber	1930
Gbinije, Michael	2012
Gilbert, Richard	1943-44
Giles, Harry	2017
Glasgow, Carl	1952
Gminski, Mike	1977-80
Godfrey, George	1948
Goetsch, Scott	1976-79
Golden, Dave	1967-69
Goldwire, Jordan	2018-21
Gomez, Rick	1975-76
Goodman, Jon	1987
Gordon, Richard	1946-49
Grandison, Jacob	2023
Gray, Irving	1946
Gray, Steve	1976-79
Green, Ted	1945
Griffin, AJ	2022
Groat, Dick	1950-52

**- H -**

Hairston, Josh	2011-14
Hall, Cameron	1977
Hardy, Rob	1977-79
Harner, Harry	1944
Harrell, John	1978-79

Harris, Bobby Joe	1956-58
Harrison, Buzzy	1962-64
Harscher, Frank	1964
Hartley, Howard	1944
Hartness, W.R.	1926
Hayes, C.	1933
Heaps, Jay	1996-99
Henderson, David	1983-86
Henderson, Gerald	2007-09
Henderson, Phil	1987-90
Hendrickson, Evan	1938
Hendrickson, Horace	1934
Herbster, Ron	1963-65
Herrick, Albert	1935-37
Heyman, Art	1961-63
Hibbitts, Harold	1949
Hill, Grant	1991-94
Hill, Thomas	1990-93
Hobgood, Langhorne	1938
Hodge, Willie	1973-76
Hoffman, John	1936-38
Holley, Charles	1939-41
Hollingsworth, Wright	1944
Hood, Rodney	2013-14
Horne, O.W.	1931-33
Horvath, Nick	2000-04
<b>Hubbard, Spencer</b>	<b>2022-pres</b>
Hubbell, David	1942-43
Hughes, Thomas	1948-49
Huiskamp, William	1935-36
Hurley, Bobby	1990-93
Hurt, Howard	1959-61
Hurt, Matthew	2020-21
Hyde, Henry	1944

**- I -**

Ingram, Brandon	2016
Irving, Kyrie	2011

**- J -**

Jackman, Bill	1983
Jackson, Doug	1968, 70
Jackson, Frank	2017
James, Nate	1997, 99-01
Jamieson, Bob	1962-63
Janicki, Bernie	1952-54
Jankoski, John	1928-29
Jefferson, Amile	2013-17
Jeter, Chase	2016-17
John, Theo	2022
Johns, Max	2023
Johnson, Dick	1951-52
Johnson, Jalen	2021
Johnson, Patrick	2003-06
Johnson, Steve	2007-10
Jones, Bates	2022
Jones, Dahntay	2001-03
Jones, Matt	2014-17
Jones, Tre	2019-20
Jones, Tyus	2015
Joyce, Marty	1958-59

**- K -**

Kalbfus, Jack	1955
Kast, Fred	1959-60, 62
Katherman, Rick	1969-71
Keels, Trevor	2022
Kelly, D.L.	1926-28
Kelly, Ryan	2010-13
Kelly, Sean	2015
Kennard, Luke	2016-17
Kennedy, Joe	1966-68
King, Billy	1985-88
King, Taylor	2008
Kistler, Doug	1959-61
Kitching, Brent	1963-65
Koffenberger, Ed	1945-47
Kolodziej, Tim	1966-68

LETTERMEN

TRADITION

Koubek, Greg	1988-91
Kramer, Pete	1973-75
Kuhlmeier, Ray	1968-70
Kulpan, Jim	1950-51
Kunkle, Charles	1934-36

- L -

Lacy, Rudy	1952-54
Laettner, Christian	1989-92
Lakata, Bob	1955-56
Lamley, Herky	1953, 55
Lang, Antonio	1991-94
Langdon, Trajan	1995, 97-99
Latimer, Dick	1951-52
Lewis, Cliff	1945
Lewis, Henry	1932-33
Lewis, Mike	1966-68
Liccardo, Jim	1966-67
Lind, Fred	1968-69
Linney, Larry	1980-81
Litz, Steve	1970-71
Lively II, Dereck	2023
Lofftis, Cedric	1942-43, 47
Lofftis, Garland	1942-43, 47
Love, Reggie	2001-02, 05
Lyons, Pat	1948

- M -

Maggette, Corey	1999
Mainwaring, Rick	1977
Mann, Ted Jr.	1963-64
Marin, Jack	1964-66
Martin, William	1947-49
May, Reynolds	1934-35
Mayer, David	2011
Mayer, Ronnie	1953-56
McCaffrey, Bill	1990-91
McCahan, William G.	1940-42
<b>McCain, Jared</b>	<b>2024-pres</b>
McClure, David	2005-09
McGillicuddy, Cornelius, Jr.	1934
McGrane, Arthur	1943
McKaig, Stuart	1965-67
McLeod, Roshown	1997-98
McNeely, Doug	1981-82, 84
McRoberts, Josh	2006-07
Meagher, Dan	1982-85
Means, Andy	2002-04
Meek, Erik	1992-95
Melchionni, Gary	1971-73
Melchionni, Lee	2003-06
Metzler, Robert	1944
Mewhort, Buzzy	1960-62
Miller, Alex	1943
Miller, Don	1957
Minor, John	1938-39
<b>Mitchell, Mark</b>	<b>2023-pres</b>
Mock, William	1940-41
Moore, Tony	1993-95
Moore Jr., Wendell	2020-22
Morgan, Junior	1954-56
Morgan, Merrill	1959-60
Morris, John	1959
Morrison, Harold	1976-79
Moses, George	1976
Moss, P.E.	1926
Moyer, Bob	1941
Mullen, Jack	1960, 62
Mullins, Jeff	1962-64
Murphy, Alex	2012-13

- N -

Naktenis, Peter	1935
Nelson, DeMarcus	2005-08
Nessley, Martin	1984-87
Newcome, Jim	1956-58
Newton, Greg	1994-97
Northrop, Geoff	1977
Novick, Tom	2005

- O -

Obi, Sean	2016-17
O'Connell, Alex	2018-20
O'Connell, Dave	1973-74, 76
O'Connor, Richard	1971

Ojeleye, Semi	2014
Okafor, Jahliil	2015
O'Mara, Robert	1937-39

- P -

Pagliuca, Joe	2004-07
Pagliuca, Nick	2014-17
Palmer, Crawford	1989-91
Parker, Clarence	1936
Parker, Jabari	2014
Parks, Cherokee	1992-95
Parsons, William	1939-40
Paulus, Greg	2006-09
Pergerm, Ernest	1949
Perkins, Ross	2005-06
Peters, Casey	2010-11
Plumlee, Marshall	2012-16
Plumlee, Mason	2010-13
Plumlee, Miles	2009-12
Pocius, Martynas	2006-09
Podger, Ken	1935-37
Polack, Ernest	1934-35
Pope, Warren	1946
Posen, John	1968-70
<b>Power, TJ</b>	<b>2024-pres</b>
Price, Glenn	1939-41
Price, Ricky	1995-98
<b>Proctor, Tyese</b>	<b>2023-pres</b>

- R -

Ragens, W.S.	1928
Randolph, Shavlik	2003-05
Redding, Chris	1972-74
Reddish, Cam	2019
Redick, J.J.	2003-06
<b>Reeves, Christian</b>	<b>2023-pres</b>

Reigel, Bill	1953
Riedy, Bob	1965-67
Richter, Ron	1972
Riley, Joe	1935-37
Rivers, Austin	2012
<b>Roach, Jeremy</b>	<b>2021-pres</b>
Robb, Spencer	1938
Robert, Shaw	1931
Robertson, Jerry	1957-59
Robinson, Jack	1946
Robinson, Justin	2016-20
Roelke, Bob	1945
Rogers, George	1929-31
Rothbaum, Samuel	1941-42, 47
Rowe, Sam	1927

- S -

Sanders, Casey	2000-03
Sapp, Bill	1945
Sapp, Carl	1947-49
Saunders, Larry	1970-71
Savarino, Michael	2020-22
Scarborough, David	1949-50
Scheyer, Jon	2007-10
Schmidt, Fred	1961-63
Schmidt, Paul	1956-58
<b>Schutt, Jaden</b>	<b>2023-pres</b>
Seward, John	1942-47
Shabel, Fred	1953-54
Shaw, Alan	1971-73
Shaw, John	1930-32
Shokes, Eddie	1940-41
Simpson, J.D.	1998-01
Singler, Kyle	2008-11
Singleton, Todd	1995-98
Smiley, Glen	1968-70

Smith, John	1986-89
Smith, Nolan	2008-11
Snyder, Quin	1986-89
Spanarkel, Jim	1976-79
Spuhler, Raymond	1940-42
Stanley, Cassius	2020
Stark, Bill	1942, 48
Steele, John	1945
Steward, DJ	2021
<b>Stewart, Sean</b>	<b>2024-pres</b>
Strickland, Kevin	1985-88
Suddath, Jim	1978-81
Suk, Bill	1973-75
Sulaimon, Rasheed	2013-14
Sutton, Nick	2007
Sweet, Andre	2001
Swindell, Ed	1937-39

- T -

Tapé, Patrick	2021
Tatum, Jayson	2017
Taylor, Vince	1979-82
Teer, Tim	1968-70
Thomas, James	1938-39
Thomas, Lance	2007-10
Thompson, Herb	1932-34
Thompson, James	1932-34
Thompson, Michael	2003
Thorne, Robert	1929-30
Thornton, Derryck	2016
Thornton, Tyler	2011-14
Tison, Hack	1963-65
Tissaw, Mike	1980-83
Tobin, Don	1954-55
Tormey, Griffin	2007
Trent Jr., Gary	2018

Turner, Harold	1954-55
Turner, Kenneth	1944

- U -

Ulrich, Bill	1962
--------------	------

- V -

Vacendak, Steve	1964-66
Valasek, Cy	1939-41
Vandenberg, Steve	1967-69
Van Schoik, Dick	1945
Verga, Bob	1965-67
Vernon, Bob	1957-58
Vrankovic, Antonio	2016-19

- W -


Wallace, Carmen	1994-97
Watson, Bill	1957-59
Wayand, Bob	1959
Weaver, C.C.	1926-28
Weaver, Phil	1932-34
Wendelin, Ron	1966-68
Wendt, Greg	1982-83
Wentz, William	1935
Werber, Bill	1928-30
West, Robby	1970-72
White, Jack	2017-20
Whitehead, Dariq	2023
Whiting, Richard	1946
Williams, Allen	1980-82
Williams, Elliot	2009
Williams, Jason	2000-02
Williams, Mark	2021-22
Williams, Sheldon	2003-06
Williams, Weldon	1983-86
Williamson, Scott	1962-63
Williamson, Zion	2019
Winkin, John	1941
Winslow, Justise	2015
Wojciechowski, Steve	1995-98
Wood, Robert	1938
Worthington, Keenan	2020-22
Wright, William	1944

- Y -

Yarbrough, Stuart	1970-72
York, Scotty	1949-51
Youmans, Corren	1948-50
Young, Kenny	1975-76
<b>Young, Ryan</b>	<b>2023-pres</b>
Youngkin, Carroll	1959-61

- Z -

Zafirovski, Todd	2010-14
Zimmer, Bill	1965
Zoubek, Brian	2007-10



HERE COMES DUKE



**DUKE IN THE NBA**

**TRADITION**

A total of 96 former Duke players have appeared on NBA rosters, with 108 all-time draft selections. Duke has had 30 players selected in the NBA Draft Lottery, the most in the nation since the system was put into place in 1985. In 1999, Duke became the first program in the history of the NBA Draft to have four players from the same school selected in the first round. Three of the four – Elton Brand (Chicago), Trajan Langdon (Cleveland) and Corey Maggette (Seattle) – were Lottery picks. In 2002, Jason Williams (2nd overall) and Mike Dunleavy (3rd) became the first college teammates in the history of the NBA Draft to be the first two collegians selected. In 2019, Duke joined Florida as the only college programs in NBA Draft history to have three players selected in the top 10 of a single draft. Overall, 55 Duke players have been selected in the first round of the NBA Draft -- including 46 coming in Coach K's era, with Jon Scheyer's first two as head coach -- Dereck Lively II and Dariq Whitehead -- coming after his first season in 2022-23.

**NBA CHAMPIONS**

Jeff Mullins (Golden State)	1975
Danny Ferry (San Antonio)	2003
Shane Battier (Miami)	2012, 2013
Kyrie Irving (Cleveland)	2016
Dahntay Jones (Cleveland)	2016
Quinn Cook (Golden State)	2018
Quinn Cook (Los Angeles Lakers)	2020
Jack White (Denver Nuggets)	2023

**ALL-NBA TEAM**

Grant Hill	1996 (2nd), 1997 (1st), 1998 (2nd), 1999 (2nd), 2000 (2nd)
Elton Brand	2006 (2nd)
Carlos Boozer	2008 (3rd)
Kyrie Irving	2015 (3rd), 2019 (2nd), 2021 (3rd)
Jayson Tatum	2020 (3rd), 2022 (1st), 2023 (1st)

**NBA ROOKIE OF THE YEAR**

Grant Hill (Co-winner with Jason Kidd)	1995
Elton Brand (Co-winner with Steve Francis)	2000
Kyrie Irving	2012
Paolo Bancheri	2023

**NBA MOST IMPROVED PLAYER**

Brandon Ingram	2020
----------------	------

**IBM AWARD**

Grant Hill	1997
------------	------

**NBA ALL-ROOKIE TEAM**

Art Heyman (1st)	1964
Jack Marin (1st)	1967
Christian Laettner (1st)	1993
Grant Hill (1st)	1995
Elton Brand (1st)	2000
Shane Battier (1st)	2002
Carlos Boozer (2nd)	2003
Jason Williams (2nd)	2003
Luol Deng (1st)	2005
Kyrie Irving (1st)	2012
Kyle Singler (2nd)	2013
Mason Plumlee (1st)	2014
Jahlil Okafor (1st)	2016
Justise Winslow (2nd)	2016
Brandon Ingram (2nd)	2017
Jayson Tatum (1st)	2018
Marvin Bagley III (1st)	2019
Zion Williamson (1st)	2020
Paolo Bancheri (1st)	2023

**NBA ALL-DEFENSIVE TEAM**

Shane Battier	2008 (2nd), 2009 (2nd)
Luol Deng	2012 (2nd)

**NBA ALL-STAR GAME SELECTIONS**

Jeff Mullins	▲ - selected as MVP 1969, 1970, 1971
Jack Marin	1972, 1973
Grant Hill	1995, 1996, 1997, 1998, 2000, 2005
Christian Laettner	1997
Elton Brand	2002, 2006
Carlos Boozer	2007, 2008
Luol Deng	2012, 2013
Kyrie Irving	2013, ▲2014, 2015, 2017, 2018, 2019, 2021, 2023
Jayson Tatum	2020, 2021, 2022, 2023
Brandon Ingram	2020
Zion Williamson	2021, 2023
Quin Snyder	2021 (head coach)

**NBA ALL-STAR GAME MVP**

Kyrie Irving	2014
Jayson Tatum	2023

**NBA THREE-POINT SHOOTOUT CHAMPIONS**

Kyrie Irving	2013
--------------	------

**NBA RISING STARS GAME SELECTIONS**

Elton Brand	▲ - selected as MVP ▲2000, 2001
Shane Battier	2002
Carlos Boozer	2003, 2004
Jason Williams	2003
Mike Dunleavy, Jr.	2004
Luol Deng	2005, 2006
Kyrie Irving	▲2012, 2013
Miles Plumlee	2014
Mason Plumlee	2014, 2015
Jahlil Okafor	2016, 2017
Jabari Parker	2016
Rodney Hood	2016
Brandon Ingram	2017, 2018
Jayson Tatum	2018, 2019
Marvin Bagley III	2019
RJ Barrett	2021
Zion Williamson	2021
Paolo Bancheri	2023
AJ Griffin	2023

**NBA SPORTSMANSHIP AWARD**

Grant Hill	2005, 2008, 2010
Elton Brand	2006
Luol Deng	2007

**TWYMAN-STOKES TEAMMATE OF THE YEAR**

Shane Battier	2014
---------------	------

**J. WALTER KENNEDY CITIZENSHIP AWARD**

Luol Deng	2014
-----------	------



**DUKE IN THE NBA**

**DUKE'S NBA DRAFT PICKS**


Year	Player	Team	Round (Pick)
1947 *	Ed Koffenberger	Philadelphia Warriors	-- (--)
1952	Dick Groat	Fort Wayne Pistons	1st (3)
1954	Rudy D'Emilio	Philadelphia Warriors	5th (39)
	Bernie Janicki	Fort Wayne Pistons	7th (58)
1956	Ronnie Mayer	New York Knicks	4th (-)
	Joe Belmont	Philadelphia Warriors	5th (-)
	Junior Morgan	St. Louis Hawks	7th (-)
1958	Bucky Allen	Philadelphia Warriors	6th (44)
	Jim Newcome	Cincinnati Royals	14th (85)
1961	Doug Kistler	Detroit Pistons	3rd (26)
	Howard Hurt	L.A. Lakers	11th (95)
1963	Art Heyman	New York Knicks	1st (1)
1964	Jeff Mullins	St. Louis Hawks	1st (5)
	Jay Buckley	L.A. Lakers	8th (66)
1965	Hack Tison	Boston Celtics	6th (49)
1966	Jack Marin	Baltimore Bullets	1st (5)
	Steve Vacendak	San Francisco Warriors	4th (33)
1967	Bob Verga	St. Louis Hawks	3rd (25)
	Bob Riedy	Baltimore Bullets	6th (56)
1968	Mike Lewis	Boston Celtics	7th (88)
	Joe Kennedy	Seattle Superonics	10th (122)
1969	Steve Vandenberg	Detroit Pistons	7th (89)
	Fred Lind	Phoenix Suns	11th (142)
1971	Randy Denton	Boston Celtics	5th (61)
	Rick Katherman	San Diego Rockets	8th (126)
	Larry Saunders	Detroit Pistons	10th (177)
1973	Gary Melchionni	Phoenix Suns	2nd (33)
1975	Bob Fleischer	Buffalo Braves	4th (70)
1976	Willie Hodge	Kansas City Kings	5th (71)
1977	Tate Armstrong	Chicago Bulls	1st (13)
	Mark Crow	New York Nets	6th (111)
1979	Jim Spanarkel	Philadelphia 76ers	1st (16)
	Bob Bender	San Diego Clippers	6th (119)
1980	Mike Gminski	New Jersey Nets	1st (7)
1981	Gene Banks	San Antonio Spurs	2nd (28)
	Kenny Dennard	Kansas City Kings	4th (78)
1982	Vince Taylor	New York Knicks	2nd (34)
1983	Tom Emma	Chicago Bulls	10th (210)
1985	Dan Meagher	Chicago Bulls	6th (126)
1986	Johnny Dawkins	San Antonio Spurs	1st (10)
	Mark Alarie	Denver Nuggets	1st (18)
	David Henderson	Washington Bullets	3rd (58)
	Jay Bilas	Dallas Mavericks	5th (108)
1987	Tommy Amaker	Seattle Superonics	3rd (55)
	Martin Nessley	L.A. Clippers	6th (116)
1989	Danny Ferry	# L.A. Clippers	1st (2)
1990	Alaa Abdelnaby	Portland Trail Blazers	1st (25)
	Phil Henderson	Dallas Mavericks	2nd (49)
1992	Christian Laettner	Minnesota Timberwolves	1st (3)
	Brian Davis	Phoenix Suns	2nd (48)
1993	Bobby Hurley	Sacramento Kings	1st (7)
	Thomas Hill	Indiana Pacers	2nd (39)
1994	Grant Hill	Detroit Pistons	1st (3)
	Antonio Lang	Phoenix Suns	2nd (29)
1995	Cherokee Parks	Dallas Mavericks	1st (12)
	Erik Meek	Houston Rockets	2nd (41)
1998	Roshown McLeod	Atlanta Hawks	1st (20)
1999	Elton Brand	Chicago Bulls	1st (1)
	Trajan Langdon	Cleveland Cavaliers	1st (11)
	Corey Maggette	# Seattle Superonics	1st (13)
	William Avery	Minnesota Timberwolves	1st (14)
2000	Chris Carrawell	San Antonio Spurs	2nd (41)
2001	Shane Battier	Memphis Grizzlies	1st (6)
2002	Jason Williams	Chicago Bulls	1st (2)
	Mike Dunleavy	Golden State Warriors	1st (3)
	Carlos Boozer	Cleveland Cavaliers	2nd (35)
2003	Dahntay Jones	# Boston Celtics	1st (20)
2004	Luol Deng	# Phoenix Suns	1st (7)
	Chris Duhon	Chicago Bulls	2nd (38)
2005	Daniel Ewing	L.A. Clippers	2nd (32)
2006	Shelden Williams	Atlanta Hawks	1st (5)
	J.J. Redick	Orlando Magic	1st (11)
2007	Josh McRoberts	Portland Trailblazers	2nd (37)
2009	Gerald Henderson	Charlotte Bobcats	1st (12)
Year	Player	Team	Round (Pick)
2011	Kyrie Irving	Cleveland Cavaliers	1st (1)
	Nolan Smith	Portland Trailblazers	1st (21)
	Kyle Singler	Detroit Pistons	2nd (33)
2012	Austin Rivers	New Orleans Pelicans	1st (10)
	Miles Plumlee	Indiana Pacers	1st (26)
2013	Mason Plumlee	Brooklyn Nets	1st (22)
	Ryan Kelly	L.A. Lakers	2nd (49)

2014	Jabari Parker	Milwaukee Bucks	1st (2)
	Rodney Hood	Utah Jazz	1st (23)
2015	Jahlil Okafor	Philadelphia 76ers	1st (3)
	Justise Winslow	Miami Heat	1st (10)
	Tyus Jones	# Cleveland Cavaliers	1st (24)
2016	Brandon Ingram	Los Angeles Lakers	1st (2)
2017	Jayson Tatum	Boston Celtics	1st (3)
	Luke Kennard	Detroit Pistons	1st (12)
	Harry Giles	# Portland Trailblazers	1st (20)
	Frank Jackson	# Charlotte Hornets	2nd (31)
2018	Marvin Bagley III	Sacramento Kings	1st (2)
	Wendell Carter Jr.	Chicago Bulls	1st (7)
	Grayson Allen	Utah Jazz	1st (21)
	Gary Trent Jr.	# Sacramento Kings	2nd (37)
2019	Zion Williamson	New Orleans Pelicans	1st (1)
	RJ Barrett	New York Knicks	1st (3)
	Cam Reddish	Atlanta Hawks	1st (10)
2020	Vernon Carey Jr.	Charlotte Hornets	2nd (32)
	Tre Jones	San Antonio Spurs	2nd (41)
	Cassius Stanley	Indiana Pacers	2nd (54)
2021	Jalen Johnson	Atlanta Hawks	1st (20)
2022	Paolo Banchemo	Orlando Magic	1st (1)
	Mark Williams	Charlotte Hornets	1st (15)
	AJ Griffin	Atlanta Hawks	1st (16)
	Wendell Moore Jr.	# Dallas Mavericks	1st (26)
	Trevor Keels	New York Knicks	2nd (42)
2023	Dereck Lively II	# Oklahoma City Thunder	1st (12)
	Dariq Whitehead	Brooklyn Nets	12 (22)

\* 1947 was the inaugural draft of the Basketball Association of America (BAA), which became the National Basketball Association (NBA) in 1950  
# involved in draft-night trade to another franchise

**DUKE'S NO. 1 OVERALL PICKS**

Player	Team	Year
Art Heyman	New York Knicks	1963
Elton Brand	Chicago Bulls	1999
Kyrie Irving	Cleveland Cavaliers	2011
Zion Williamson	New Orleans Pelicans	2019
Paolo Banchemo	Orlando Magic	2022



**2023 NBA Rookie  
of the Year  
Paolo Banchemo**

TRADITION



**DUKE IN THE NBA**

▲ - recognized as Duke's first NBA player  
NBA rosters as of October 2023

**TRADITION**

<b>ALAA ABDELNABY</b>	Portland 1990-92
	Milwaukee 1993
	Boston 1993-94
	Philadelphia 1995
	Sacramento 1995
<b>MARK ALARIE</b>	Denver 1986-87
	Washington 1987-92
<b>GRAYSON ALLEN</b>	Utah 2018-19
	Memphis 2019-21
	Milwaukee 2021-23
	Phoenix 2023-present
<b>TATE ARMSTRONG</b>	Chicago 1977-79
<b>WILLIAM AVERY</b>	Minnesota 1999-02
	Philadelphia 2003
<b>MARVIN BAGLEY III</b>	Sacramento 2018-22
	Detroit 2022-present
<b>PAOLO BANCHERO</b>	Orlando 2022-present
<b>GENE BANKS</b>	San Antonio 1981-85
	Chicago 1985-87
<b>RJ BARRETT</b>	New York 2019-present
<b>SHANE BATTIER</b>	Memphis 2001-06
	Houston 2006-11
	Miami 2011-14
<b>MARQUES BOLDEN</b>	Cleveland 2020
	Milwaukee 2022-present
<b>CARLOS BOOZER</b>	Cleveland 2002-04
	Utah 2004-10
	Chicago 2010-14
	L.A. Lakers 2014-15
<b>ELTON BRAND</b>	Chicago 1999-01
	L.A. Clippers 2001-08
	Philadelphia 2008-12
	Dallas 2012-13
	Atlanta 2013-15
	Philadelphia 2016
<b>VERNON CAREY JR.</b>	Charlotte 2020-22
	Washington 2022-present
<b>WENDELL CARTER JR.</b>	Chicago 2018-21
	Orlando 2021-present
<b>QUINN COOK</b>	Dallas 2017
	New Orleans 2017
	Golden State 2017-19
	L.A. Lakers 2019-21
	Cleveland 2021
	Sacramento 2022-present
<b>MARK CROW</b>	New Jersey 1977-78
<b>SETH CURRY</b>	Memphis 2013-14
	Cleveland 2014
	Phoenix 2015
	Sacramento 2015-16
	Dallas 2016-18
	Portland 2018-19
	Dallas 2019-20
	Philadelphia 2020-22
	Brooklyn 2022-23
	Dallas 2023-present
<b>BRIAN DAVIS</b>	Minnesota 1993-94
<b>ANDRE DAWKINS</b>	Miami 2015
<b>JOHNNY DAWKINS</b>	San Antonio 1986-89
	Philadelphia 1989-94
	Detroit 1994-95
<b>LUOL DENG</b>	Chicago 2004-14
	Cleveland 2014
	Miami 2014-16
	L.A. Lakers 2016-18
	Minnesota 2018-19
<b>KENNY DENNARD</b>	Kansas City 1981-83
	Denver 1983-84
<b>RANDY DENTON</b>	Carolina-Memphis 1971-72
	Memphis 1972-74
	Utah 1974-75
	St. Louis 1975-76
	Atlanta 1976-77

<b>CHRIS DUHON</b>	Chicago 2004-08
	New York 2008-10
	Orlando 2010-12
	L.A. Lakers 2012-13
<b>TREVON DUVAL</b>	Milwaukee 2018-19
<b>MIKE DUNLEAVY</b>	Golden State 2002-07
	Indiana 2007-11
	Milwaukee 2011-13
	Chicago 2013-16
	Cleveland 2016-17
	Atlanta 2017
<b>DANIEL EWING</b>	L.A. Clippers 2005-07
<b>DANNY FERRY</b>	Cleveland 1990-00
	San Antonio 2000-03
<b>BOB GANTT ▲</b>	Washington 1946-47
<b>HARRY GILES</b>	Sacramento 2017-20
	Portland 2020-21
	Brooklyn 2023-present
<b>MIKE GMINSKI</b>	New Jersey 1980-87
	Philadelphia 1987-90
	Charlotte 1990-94
	Milwaukee 1994
<b>AJ GRIFFIN</b>	Atlanta 2022-present
<b>DICK GROAT</b>	Fort Wayne 1952-53
<b>DAVID HENDERSON</b>	Philadelphia 1987-88
<b>GERALD HENDERSON</b>	Charlotte 2009-15
	Portland 2015-16
	Philadelphia 2016-17
<b>ART HEYMAN</b>	New York 1963-65
	Cincinnati-Philadelphia 1965-66
	New Jersey-Pittsburgh 1967-68
	Minnesota 1968-69
	Pittsburgh-Miami 1969-70
<b>GRANT HILL</b>	Detroit 1994-00
	Orlando 2000-07
	Phoenix 2007-12
	L.A. Clippers 2012-13
<b>RODNEY HOOD</b>	Utah 2014-18
	Cleveland 2018-19
	Portland 2019-21
	Toronto 2020-21
	Milwaukee 2021-22
	L.A. Clippers 2021-22
<b>BOBBY HURLEY</b>	Sacramento 1993-98
	Vancouver 1998
<b>MATTHEW HURT</b>	Memphis 2022-present
<b>BRANDON INGRAM</b>	L.A. Lakers 2016-19
	New Orleans 2019-present
<b>KYRIE IRVING</b>	Cleveland 2011-17
	Boston 2017-19
	New Jersey/Brooklyn 2019-23
	Dallas 2023-present
<b>FRANK JACKSON</b>	New Orleans 2017-20
	Detroit 2020-22
	Utah 2022-present
<b>AMILE JEFFERSON</b>	Orlando 2019-20
<b>JALEN JOHNSON</b>	Atlanta 2021-present
<b>DAHNTAY JONES</b>	Memphis 2003-07
	Sacramento 2008
	Denver 2008-09
	Indiana 2009-12
	Dallas 2012-13
	Atlanta 2013
	L.A. Clippers 2015
	Cleveland 2016-17
<b>TRE JONES</b>	San Antonio 2020-present
<b>TYUS JONES</b>	Minnesota 2015-19
	Memphis 2019-23
	Washington 2023-present
<b>TREVOR KEELS</b>	N.Y. Knicks 2022-23
	Minnesota 2023-present

<b>RYAN KELLY</b>	L.A. Lakers 2013-16
	Atlanta 2017
<b>LUKE KENNARD</b>	Detroit 2017-20
	L.A. Clippers 2020-23
	Memphis 2023-present
<b>JOE KENNEDY</b>	Seattle 1968-70
	Pittsburgh 1970-71
<b>DOUG KISTLER</b>	New York 1961-62
<b>CHRISTIAN LAETTNER</b>	Minnesota 1992-96
	Atlanta 1996-98
	Detroit 1998-00
	Dallas 2000-01
	Washington 2001-04
	Miami 2004-06
<b>ANTONIO LANG</b>	Phoenix 1994-95
	Cleveland 1995-97
	Miami 1997-98
	Cleveland 1998-99
	Toronto 2000
	Philadelphia 2000
<b>TRAJAN LANGDON</b>	Cleveland 2000-02
<b>MIKE LEWIS</b>	Indiana-Minnesota 1968-69
	Pittsburgh 1969-72
	Carolina 1972-74
<b>DERECK LIVELY II</b>	Dallas 2023-present
<b>COREY MAGGETTE</b>	Orlando 1999-00
	L.A. Clippers 2000-08
	Golden State 2008-10
	Milwaukee 2010-11
	Charlotte 2011-12
	Detroit 2012-13
<b>JACK MARIN</b>	Baltimore 1966-72
	Houston 1972-74
	Buffalo 1974-75
	Chicago 1975-77
<b>ROSHOWN MCLEOD</b>	Atlanta 1998-00
	Philadelphia 2000-01
	Boston 2002
<b>JOSH McROBERTS</b>	Portland 2007-08
	Indiana 2008-11
	L.A. Lakers 2011-12
	Orlando 2012-13
	Charlotte 2013-14
	Miami 2014-17
	Dallas 2017-18
<b>GARY MELCHIONI</b>	Phoenix 1973-75
<b>WENDELL MOORE JR.</b>	Minnesota 2022-present
<b>JEFF MULLINS</b>	St. Louis 1964-66
	San Francisco 1966-71
	Golden State 1971-76
<b>DEMARCUS NELSO</b>	Golden State 2008
<b>MARTIN NESSLEY</b>	L.A. Clippers 1987-88
	Sacramento 1988
<b>JAHLIL OKAFOR</b>	Philadelphia 2015-17
	Brooklyn 2017-18
	New Orleans 2018-20
	Detroit 2020-21
<b>JABARI PARKER</b>	Milwaukee 2014-18
	Chicago 2018-19
	Washington 2018-19
	Atlanta 2019-20
	Sacramento 2020-21
	Boston 2021-22
<b>CHEROKEE PARKS</b>	Dallas 1995-96
	Minnesota 1996-98
	Vancouver 1998-00
	Washington 2000
	L.A. Clippers 2000-01
	San Antonio 2001-02
	L.A. Clippers 2002-03
	Golden State 2004
<b>MARSHALL PLUMLEE</b>	New York 2016-17
	Milwaukee 2017-18

<b>MASON PLUMLEE</b>	Brooklyn 2013-15
	Portland 2015-17
	Denver 2017-20
	Detroit 2020-21
	Charlotte 2021-23
	L.A. Clippers 2023-present
<b>MILES PLUMLEE</b>	Indiana 2012-13
	Phoenix 2013-14
	Milwaukee 2015-17
	Charlotte 2017
	Atlanta 2017-19
<b>SHAVLIK RANDOLPH</b>	Philadelphia 2005-08
	Portland 2008-09
	Miami 2009-10
	Portland 2010
	Boston 2013
	Phoenix 2014-15
	Boston 2015
<b>CAM REDDISH</b>	Atlanta 2019-22
	N.Y. Knicks 2022-23
	L.A. Lakers 2023-present
<b>JJ REDICK</b>	Orlando 2006-13
	Milwaukee 2013
	L.A. Clippers 2013-17
	Philadelphia 2017-19
	New Orleans 2019-21
	Dallas 2020-21
<b>BOB RIEDY</b>	Houston 1967-68
<b>AUSTIN RIVERS</b>	New Orleans 2012-15
	L.A. Clippers 2015-18
	Washington 2018-19
	Houston 2019-20
	New York 2020-21
	Denver 2021-22
	Minnesota 2022-present
<b>KYLE SINGLER</b>	Detroit 2012-15
	Oklahoma City 2015-18
<b>NOLAN SMITH</b>	Portland 2011-13
<b>JIM SPANARKEL</b>	Philadelphia 1979-80
	Dallas 1980-84
<b>CASSIUS STANLEY</b>	Indiana 2020-22
	Detroit 2022
<b>JAYSON TATUM</b>	Boston 2017-present
<b>VINCE TAYLOR</b>	New York 1982-83
<b>LANCE THOMAS</b>	New Orleans 2011-14
	Oklahoma City 2014-15
	New York 2015-19
	Brooklyn 2020
<b>GARY TRENT JR.</b>	Portland 2018-21
	Toronto 2021-present
<b>STEVE VACENDAK</b>	Pittsburgh 1967-68
	Minnesota 1968-69
	Pittsburgh-Minnesota 1969-70
<b>BOB VERGA</b>	Dallas 1967-68
	Denver-New York-Houston 1968-69
	Carolina 1969-71
	Carolina-Pittsburgh 1971-72
	Portland 1973-74
<b>JACK WHITE</b>	Denver 2022-23
	Oklahoma City 2023-present
<b>DARIO WHITEHEAD</b>	Brooklyn 2022-present
<b>JASON WILLIAMS</b>	Chicago 2002-03
<b>MARK WILLIAMS</b>	Charlotte 2022-present
<b>SHELDEN WILLIAMS</b>	Atlanta 2006-08
	Sacramento 2008-09
	Minnesota 2009
	Boston 2009-10
	Denver 2010-11
	New York 2011
	New Jersey 2011
<b>ZION WILLIAMSON</b>	New Orleans 2019-present
<b>JUSTISE WINSLOW</b>	Miami 2015-19
	Memphis 2020-21
	L.A. Clippers 2021-22
	Portland 2022-present

## INTERNATIONAL BASKETBALL

The Duke Blue Devils have a long history of success in international basketball competition dating back to 1964 when Jeff Mullins became the first Blue Devil to play for and win a gold medal with the U.S. Olympic basketball team. Since that initial appearance, Duke players and coaches have competed on the international stage more than 200 times. The Blue Devils have accounted for 88 gold medals in international competition through the years, including six from Mike Krzyzewski as a national team head coach.

Mullins, Tate Armstrong (1976), Christian Laettner (1992), Grant Hill (1996), Carlos Boozer (2008), Kyrie Irving (2016) and Jayson Tatum (2020) each have Olympic gold medals, while Krzyzewski was an assistant coach on the 1992 gold medal team and led the United States to an unprecedented three gold medals as head coach of the 2008, 2012 and 2016 squads. Former Blue Devil standout and assistant coach Johnny Dawkins was an alternate on the 1986 Olympic team and was also a part of the staff for 2008 Olympic team, while former associate head coach Jeff Capel was part of the 2016 Olympic staff.

Krzyzewski was part of 15 medal-winning USA Basketball teams beginning with a gold medal as an assistant coach at the 1979 Pan American Games. He was part of 11 gold medal-winning teams as well as two silver medalist and two bronze medalist programs. Serving as head coach of the U.S. National Team from 2005-16, Krzyzewski led the program to an 88-1 record in international competitions, including a National Team-record streak of 76 consecutive wins to close out his tenure. Coach K became the first coach - man or woman - to lead a country to three Olympic basketball gold medals (and did so consecutively) when the U.S. earned the top spot on the podium in Rio in 2016.

Duke's consistent presence on the international scene is evident by the program having at least one current or former Blue Devil compete on a USA Basketball team every year since 1988.

## OLYMPIC GAMES (11 GOLD MEDALS)

Jeff Mullins (USA)	▲1964
Tate Armstrong (USA)	▲1976
Cameron Hall (Canada)	1976
Dan Meagher (Canada)	1984
Christian Laettner (USA)	▲1992
Mike Krzyzewski (USA - Asst.)	▲1992
Grant Hill (USA)	▲1996
Greg Newton (Canada)	2000
Crawford Palmer (France)	2000
Carlos Boozer (USA)	2004
Carlos Boozer (USA)	▲2008
Mike Krzyzewski (USA - Coach)	▲2008
Luol Deng (Great Britain)	2012
Martynas Pocius (Lithuania)	2012
Mike Krzyzewski (USA - Coach)	▲2012
Kyrie Irving (USA)	▲2016
Mike Krzyzewski (USA - Coach)	▲2016
Jayson Tatum (USA)	▲2020
Jahlil Okafor (Nigeria)	2020

## FIBA WORLD CUP (5 GOLD MEDALS)

Tommy Amaker (USA)	▲1986
Christian Laettner (USA)	1990
Mike Krzyzewski (USA - Coach)	1990
Trajan Langdon (USA)	1998
Greg Newton (Canada)	1998
Elton Brand (USA)	2002
Jason Williams (USA)	2002
Shane Battier (USA)	2006
Elton Brand (USA)	2006
Mike Krzyzewski (USA - Coach)	2006
Martynas Pocius (Lithuania)	2010
Mike Krzyzewski (USA - Coach)	▲2010
Kyrie Irving (USA)	▲2014
Mike Krzyzewski (USA - Coach)	▲2014
Mason Plumlee (USA)	▲2014
Martynas Pocius (Lithuania)	2014
Mason Plumlee (USA)	2019
Jayson Tatum (USA)	2019
Paolo Banchemo (USA)	2023
RJ Barrett (Canada)	2023
Jacob Grandison (Finland)	2023
Brandon Ingram (USA)	2023
Jack White (Australia)	2023

## FIBA AMERICUP (6 GOLD MEDALS)

Christian Laettner	1989
Christian Laettner	▲1992
Elton Brand	▲1999
Elton Brand	▲2003
Johnny Dawkins (Staff)	▲2007
Mike Krzyzewski (Coach)	▲2007
Marshall Plumlee	▲2017

## FIBA U21 WORLD CHAMPIONSHIP (4 GOLDS)

Cherokee Parks (USA)	▲1993
Carlos Boozer (USA)	▲2001
Chris Duhon (USA)	▲2001
Dahntay Jones (USA)	▲2001
J.J. Redick (USA)	2005

## FIBA AMERICAS U20 CHAMPIONSHIP

Cherokee Parks	1993
Mike Dunleavy	2000
Jason Williams	2000

## FIBA U19 WORLD CUP (10 GOLD MEDALS)

Robert Brickey (USA)	1987
Antonio Lang (USA)	▲1991
Cherokee Parks (USA)	▲1991
Taymon Domzalski (USA)	1995

Trajan Langdon (USA)	1995
Steve Wojciechowski (USA)	1995
J.J. Redick (USA)	2003
Seth Curry (USA)	▲2009
Jahlil Okafor (USA)	▲2013
Rasheed Sulaimon (USA)	▲2013
Justise Winslow (USA)	▲2013
Harry Giles (USA)	▲2015
Jayson Tatum (USA)	▲2015
Jack White (Australia)	▲2015
RJ Barrett (Canada)	▲2017
Cam Reddish (USA)	2017

## FIBA AMERICAS U18 CHAMPIONSHIP (17 GOLDS)

Grant Hill (USA)	▲1990
Ricky Price (USA)	▲1994
Trajan Langdon (USA)	▲1994
Steve Wojciechowski (USA)	▲1994
Taylor King (USA)	▲2006
Kyle Singler (USA)	▲2006
Nolan Smith (USA)	▲2006
Lance Thomas (USA)	▲2006
Ryan Kelly (USA)	2008
Mason Plumlee (USA)	2008
Kyrie Irving (USA)	▲2010
Josh Hairston (USA)	▲2010
Austin Rivers (USA)	▲2010
Rasheed Sulaimon (USA)	▲2012
Tyus Jones (USA)	▲2014
Justise Winslow (USA)	▲2014
Chase Jeter (USA)	▲2014
Luke Kennard (USA)	▲2014
Matthew Hurt (USA)	▲2018

## FIBA U17 WORLD CUP (12 GOLD MEDALS)

Quinn Cook (USA)	▲2010
Jabari Parker (USA)	▲2012
Tyus Jones (USA)	▲2012
Jahlil Okafor (USA)	▲2012
Justise Winslow (USA)	▲2012
Harry Giles (USA)	▲2014
Jayson Tatum (USA)	▲2014
Jack White (Australia)	2016
Wendell Carter Jr. (USA)	▲2016
Gary Trent Jr. (USA)	▲2016
Vernon Carey Jr. (USA)	▲2018
Wendell Moore Jr. (USA)	▲2018
Jeremy Roach (USA)	▲2018

## FIBA AMERICAS U16 CHAMPIONSHIP (13 GOLDS)

Quinn Cook (USA)	▲2009
Tyus Jones (USA)	▲2011
Jahlil Okafor (USA)	▲2011
Jabari Parker (USA)	▲2011
Harry Giles (USA)	▲2013
Jayson Tatum (USA)	▲2013
Wendell Carter, Jr. (USA)	▲2015
Gary Trent, Jr. (USA)	▲2015
Tre Jones (USA)	▲2015
Vernon Carey Jr. (USA)	▲2017
Wendell Moore Jr. (USA)	▲2017
Jeremy Roach (USA)	▲2017
A.J. Griffin (USA)	▲2019

## FIBA U16 OCEANIA CHAMPIONSHIP (1 GOLD)

Jack White (Australia)	▲2013
------------------------	-------

## GOODWILL GAMES (3 GOLD MEDALS)

Tommy Amaker (USA)	▲1986
Bobby Hurley (USA)	1990
Christian Laettner (USA)	1990
Mike Krzyzewski (USA - Coach)	1990

Cherokee Parks (USA)	1994
Elton Brand (USA)	▲1998
Shane Battier (USA)	▲2001

## WORLD UNIVERSITY GAMES (4 GOLD MEDALS)

Johnny Dawkins (USA)	1983
Danny Ferry (USA)	1987
Billy King (USA)	1987
Mike Krzyzewski (USA - Coach)	1987
Bobby Hurley (USA)	▲1991
Antonio Lang (USA)	▲1993
Chris Carrarwell (USA)	▲1999
Shelden Williams (USA)	▲2005
Jack White (Australia)	2019

## WORLD YOUTH GAMES

Nick Horvath (USA)	1998
--------------------	------

## PAN AMERICAN GAMES (1 GOLD MEDAL)

Dan Meagher (Canada)	▲1983
Christian Laettner (USA)	1991
Grant Hill (USA)	1991
Thomas Hill (USA)	1991
Brian Davis (USA)	1995
Lance Thomas (USA)	2011

## R. WILLIAM JONES CUP (1 GOLD MEDAL)

Tommy Amaker (USA)	1985
Jay Bilas (USA)	1985
Danny Ferry (USA)	▲1986

## YURI GAGARIN CUP

Gene Banks (USA)	1978
------------------	------

## NIKE HOOP SUMMIT

William Avery (USA)	1997
Shane Battier (USA)	1997
Elton Brand (USA)	1997
Chris Burgess (USA)	1997
Mike Dunleavy (USA)	1999
Casey Sanders (USA)	1999
Jason Williams (USA)	1999
Chris Duhon (USA)	2000
Greg Paulus (USA)	2005
Martynas Pocius (Lithuania)	2005
Gerald Henderson (USA)	2006
Jon Scheyer (USA)	2006
Kyle Singler (USA)	2007
Nolan Smith (USA)	2007
Mason Plumlee (USA)	2009
Kyrie Irving (USA)	2010
Quinn Cook (USA)	2011
Austin Rivers (USA)	2011
Rasheed Sulaimon (USA)	2012
Jabari Parker (USA)	2013
Tyus Jones (USA)	2014
Jahlil Okafor (USA)	2014
Justise Winslow (USA)	2014
Brandon Ingram (USA)	2015
Luke Kennard (USA)	2015
Chase Jeter (USA)	2015
Marques Bolden (USA)	2016
Harry Giles (USA)	2016
Frank Jackson (USA)	2016
Jayson Tatum (USA)	2016
Wendell Carter, Jr. (USA)	2017
Trevon Duval (USA)	2017
Gary Trent, Jr. (USA)	2017
RJ Barrett (Canada)	2018
Tre Jones (USA)	2018
Cam Reddish (USA)	2018
Zion Williamson (USA)	2018

Vernon Carey Jr. (USA)	2019
Matthew Hurt (USA)	2019
Wendell Moore Jr. (USA)	2019
Jeremy Roach (USA)	2020
Trevor Keels (USA)	2021
Kyle Filipowski (USA)	2022
Dereck Lively (USA)	2022
Darig Whitehead (USA)	2022
Tyrese Proctor (World Team)	2022
Jared McCain (USA)	2023
Sean Stewart (USA)	2023

## USA YOUTH DEVELOPMENT FESTIVAL

Nick Horvath	1998
Reggie Love	1998
Chris Duhon	1999
J.J. Redick	2000
Sean Dockery	2001
J.J. Redick	2001
Michael Thompson	2001
Shelden Williams	2001
David McClure	2003
DeMarcus Nelson	2003
Gerald Henderson	2004
Josh McRoberts	2004
Greg Paulus	2004
Brian Zoubek	2004
Gerald Henderson	2005
Kyle Singler	2005
Jon Scheyer	2005
Lance Thomas	2005

## U.S. OLYMPIC FESTIVAL

Johnny Dawkins (East)	1981
Mark Alarie (West)	1982
Johnny Dawkins (East)	1982
David Henderson (South)	1983
Danny Ferry (East)	1985
Quin Snyder (East)	1985
Quin Snyder (South)	1986
Greg Koubek (East)	1987
Bobby Hurley (East)	1989
Bill McCaffrey (East)	1989
Crawford Palmer (South)	1989
Thomas Hill (South)	1990
Antonio Lang (South)	1990
Cherokee Parks (West)	1991
Joey Beard (East)	1993
Jeff Capel (South)	1993
Chris Collins (South)	1993
Ricky Price (West)	1995

▲ Gold Medal

USA BASKETBALL  
AWARDS

## NATIONAL COACH OF THE YEAR

Mike Krzyzewski	2006, 2007, 2008, 2010, 2012, 2014, 2016
-----------------	---

## MALE ATHLETE OF THE YEAR

Christian Laettner	1991
Elton Brand	1998
Chris Duhon	2001
Shelden Williams	2005
Jabari Parker	2011
Kyrie Irving	2014



## COACH K AND TEAM USA -- 2005-16

With the USA Men's Senior National Team in a tailspin following a sixth-place finish at the 2002 World Championships and bronze medal showing at the 2004 Greece Olympics, USA Basketball chairman Jerry Colangelo tabbed Mike Krzyzewski to lead the resurrection of the program on Oct. 26, 2005. Over the next seven international events, spanning more than a decade, Coach K and Team USA amassed an extraordinary 88-1 record en route to winning gold medals at the 2007 FIBA Americas Championship, 2008 Beijing Olympics, 2010 FIBA World Championship, 2012 London Olympics, 2014 FIBA World Cup and 2016 Rio Olympics, as well as a bronze medal at the 2006 FIBA World Championship.

Krzyzewski and Team USA suffered their only loss together in the 2006 FIBA World Championship in the semifinals against Greece. The program responded by winning Krzyzewski's last 76 games to re-establish the U.S. as the preeminent basketball power in the world.

The 2016 Rio Olympics marked Krzyzewski's last event as head coach of the U.S. National Team, and a group that consisted of 10 first-time Olympians who sent Coach K out with a flourish.

When the USA defeated Serbia, 96-66, in the Rio gold medal game on Aug. 21, 2016, Krzyzewski became the first coach - man or woman - to lead a country to three Olympic basketball gold medals. Coach K did so in three consecutive Olympics, giving him a perfect 24-0 record in the Games as the U.S. head coach. During his time in the USA Basketball program, Krzyzewski was part of five Olympic coaching staffs, helping his country to five gold medals and a 40-0 mark in Olympic competition.

The road through Rio was not easy for Krzyzewski and his staff. In fact, some called it perhaps the most satisfying of his three Olympic titles because his squad was relatively inexperienced on the international stage. In the end, the U.S. averaged 100.9 points per game, outscored opponents by an average of 22.5 points and forced teams into an average of 16.6 turnovers en route to posting a perfect 8-0 record.

"He is a legendary coach. I love playing for him and talking to him on off days and before practice. I have been blessed in coming straight out of high school to have a college coach and be able to play for him since '05. It means a lot to me and I have been humbled by it."

— LEBRON JAMES

"[Coach K] is successful because he understands his audience and he understands how to adapt. He is a great communicator, he is very passionate about the game and he cares about the guys."

— KOBE BRYANT

"Coach K has the same thing that makes all of us players great -- the ability to be confident, but not arrogant. There is not much difference in him than any of us players. In 2006, I was just a year removed from the ACC and I had all the reasons to not like him and now I absolutely love him. He is just such a great guy and a great family man. He is somebody that you can trust and somebody that I'd go to battle with any day."

— CHRIS PAUL

"Coach K just knows the game and he is a great motivator. He holds everybody to a certain standard. Everything is about family and team. I have learned a lot over the past few years while playing for him."

— KEVIN DURANT

"The amount of respect that he commands and the amount of respect the guys have for him is great. Whether on the college level or the pro level, he is obviously one of the best coaches, so having him here and knowing his knowledge of the game, the way he relates to pro players it makes it easy. It makes it seamless."

— BLAKE GRIFFIN

"I have so much respect for him as a human being, as a father, as a leader, as a coach, it doesn't get any better than that."

— JERRY COLANGELO



HERE COMES DUKE





## RECORDS

Career Records	112-115
Season Records	116-118
Attendance Records	119
Game Records	120-121
Freshman Records	122-125
Team Records	126-129
Cameron Indoor Records	130-133
100-Point Games	134-135
Overtime Games	136
Opponent Records	137
Yearly Statistics	138-146
Annual Statistics Leaders	147-150
Head Coaching Records	151
Mike Krzyzewski's Legacy	152-154
Head Coaching History	155-157
All-Time Assistant Coaches	157
All-Time Player Statistics	158-163
1,000-Point Scorers	164-166



## CAREER RECORDS

## POINTS

1. J.J. Redick, 2003-06 [2]	2,769
2. Johnny Dawkins, 1983-86 [4]	2,556
3. Christian Laettner, 1989-92 [7]	2,460
4. Kyle Singler, 2008-11 [8]	2,392
5. Mike Gminski, 1977-80 [9]	2,323
6. Danny Ferry, 1986-89 [22]	2,155
7. Mark Alarie, 1983-86 [25]	2,136
8. Gene Banks, 1978-81	2,079
Jason Williams, 2000-02	2,079
10. Jon Scheyer, 2007-10	2,077
11. Jim Spanarkel, 1976-79	2,012
12. Grayson Allen, 2015-18	1,996
13. Art Heyman, 1961-63	1,984
Shane Battier, 1998-01	1,984
15. Trajan Langdon, 1995-99	1,974
16. Shelden Williams, 2003-06	1,928
17. Grant Hill, 1991-94	1,924
18. Nolan Smith, 2008-11	1,911
19. Dick Groat, 1950-52	1,886
20. Jeff Mullins, 1962-64	1,884
21. Bob Verga, 1965-67	1,758
22. Bobby Hurley, 1990-93	1,731
23. Randy Denton, 1969-71	1,658
24. Ronnie Mayer, 1953-56	1,647
25. Cherokee Parks, 1992-95	1,643
26. Jeff Capel, 1994-97	1,601
27. Daniel Ewing, 2002-05	1,595
28. Thomas Hill, 1990-93	1,594
29. Quinn Cook, 2012-15	1,571
30. David Henderson, 1983-86	1,570
31. Carlos Boozer, 2000-02	1,506
32. Vince Taylor, 1979-82	1,455
Chris Carrawell, 1996-00	1,455
34. Mike Lewis, 1966-68	1,417
35. Phil Henderson, 1987-90	1,397
36. Seth Curry, 2011-13	1,394
37. Mason Plumlee, 2010-13	1,384
38. Mike Dunleavy, 2000-02	1,371
39. Joe Belmont, 1953-56	1,338
40. DeMarcus Nelson, 2004-08	1,336
41. Tate Armstrong, 1974-77	1,304
42. Robert Brickley, 1987-90	1,299
43. Jack Marin, 1964-66	1,275
44. Chris Duhon, 2001-04	1,268
45. Gerald Henderson, 2007-09	1,262
46. Bernie Janicki, 1952-54	1,247
47. Greg Paulus, 2006-09	1,193
48. Tommy Amaker, 1984-87	1,168
49. Carroll Youngkin, 1959-61	1,154
50. Luke Kennard, 2016-17	1,147
51. Chris Redding, 1972-74	1,141
52. Bob Fleischer, 1973-75	1,139
53. Alaa Abdelnaby, 1987-90	1,137
54. Willie Hodge, 1973-76	1,117
55. Nate James, 1997-01	1,116
56. Howard Hurt, 1959-61	1,095
Kevin Strickland, 1985-88	1,095
58. Chris Collins, 1993-96	1,091
59. Amile Jefferson, 2013-17	1,079
60. Jay Bilas, 1983-86	1,062
61. Kenny Dennard, 1978-81	1,057
62. Rudy D'Emilio, 1952-54	1,028
63. Ricky Price, 1995-98	1,026
64. Chip Engelland, 1980-83	1,025
65. Andre Dawkins, 2010-12, 2014	1,014
66. Antonio Lang, 1991-94	1,012
67. Rick Katherman, 1969-71	1,005

Active, Career: Jeremy Roach - 980

ACC Play, Career: J.J. Redick - 1,391

Postseason, Career: Christian Laettner - 598

ACC Tournament, Career: J.J. Redick - 225

NCAA Tournament, Career: Christian Laettner - 407

Cameron Indoor Stadium, Career: J.J. Redick - 1,238

## SCORING AVERAGE

	G	Pts	Avg
1. Art Heyman, 1961-63 [5]	79	1,984	25.1
2. Dick Groat, 1950-52	82	1,886	23.0
3. Bob Verga, 1965-67 [16]	80	1,758	22.0
4. Jeff Mullins, 1962-64 [17]	86	1,884	21.9
5. J.J. Redick, 2003-06	139	2,769	19.9
6. Randy Denton, 1969-71	84	1,658	19.7
7. Jason Williams, 2000-02	108	2,079	19.3
8. Johnny Dawkins, 1983-86	133	2,556	19.2
9. Mike Gminski, 1977-80	122	2,323	19.0
10. Jim Spanarkel, 1976-79	114	2,012	17.6
11. Mike Lewis, 1966-68	84	1,417	16.9
12. Gene Banks, 1978-81	124	2,079	16.8
13. Christian Laettner, 1989-92	148	2,460	16.6
14. Elton Brand, 1998-99	60	972	16.2
Kyle Singler, 2008-11	148	2,392	16.2
16. Mark Alarie, 1983-86	133	2,136	16.1
17. Ronnie Mayer, 1953-56	105	1,647	15.7
Tate Armstrong, 1974-77	83	1,304	15.7
Luke Kennard, 2016-17	73	1,147	15.7
20. Danny Ferry, 1986-89	143	2,155	15.1

Minimum 50 games played

## FIELD GOALS MADE

1. ▲Johnny Dawkins, 1983-86 [1]	1,026
2. Mike Gminski, 1977-80	901
3. Christian Laettner, 1989-92	834
4. Mark Alarie, 1983-86	828
5. Gene Banks, 1978-81	827
6. J.J. Redick, 2003-06	825
7. Kyle Singler, 2008-11	814
8. Danny Ferry, 1986-89	810
9. Jeff Mullins, 1962-64	770
10. Grant Hill, 1991-94	745

## FIELD GOAL ATTEMPTS

1. ▲Johnny Dawkins, 1983-86 [1]	2,019
2. J.J. Redick, 2003-06	1,906
3. Kyle Singler, 2008-11	1,879
4. Mike Gminski, 1977-80	1,697
5. Danny Ferry, 1986-89	1,675
6. Dick Groat, 1950-52	1,669
7. Art Heyman, 1961-63	1,580
8. Jason Williams, 2000-02	1,575
9. Gene Banks, 1978-81	1,558
10. Mark Alarie, 1983-86	1,505

## FIELD GOAL PCT.

	FG	FGA	Pct
1. Carlos Boozer, 2000-02 [3]	554	878	.631
2. Amile Jefferson, 2013-17 [4]	426	687	.620
3. Elton Brand, 1998-99 [7]	355	580	.612
4. Alaa Abdelnaby, 1987-90 [12]	448	748	.599
5. Christian Laettner, 1989-92	834	1,452	.574
Mason Plumlee, 2010-13	525	914	.574
7. Shelden Williams, 2003-06	687	1,202	.572
8. Jay Buckley, 1961-64	352	617	.571
9. Antonio Lang, 1991-94	367	644	.570
10. Greg Newton, 1994-97	310	545	.569

Minimum 300 field goals made

## 3-POINT FIELD GOALS MADE

1. ▲J.J. Redick, 2003-06 [1]	457
2. Trajan Langdon, 1995-99 [4]	342
3. Jason Williams, 2000-02 [9]	313
4. Jon Scheyer, 2007-10 [13]	297
5. Grayson Allen, 2015-18 [14]	291
6. Kyle Singler, 2008-11 [1-18]	267
7. Bobby Hurley, 1990-93 [1-21]	264
8. Shane Battier, 1998-2001	246
9. Quinn Cook, 2012-15	236
10. Andre Dawkins, 2010-12, 2014	231

## 3-POINT FIELD GOAL ATTEMPTS

1. ▲J.J. Redick, 2003-06 [1]	1,126
2. Trajan Langdon, 1995-99	802
3. Jason Williams, 2000-02	797
4. Jon Scheyer, 2007-10	780
5. Grayson Allen, 2015-18	766
6. Kyle Singler, 2008-11	736
7. Bobby Hurley, 1990-93	652
8. Quinn Cook, 2012-15	629
9. Shane Battier, 1998-2001	592
10. Andre Dawkins, 2010-12, 2014	568

## 3-POINT FIELD GOAL PCT.

	3FG	3FGA	Pct
1. Christian Laettner, 1989-92	79	163	.485
2. Trajan Langdon, 1995-99 [8]	342	802	.426
3. Matthew Hurt, 2019-21 [14]	98	233	.421
4. Seth Curry, 2011-13 [15]	223	531	.420
5. Shane Battier, 1998-01 [18]	246	592	.416
6. Andre Dawkins, 2010-12, 2014	231	568	.407
7. J.J. Redick, 2003-06	457	1,126	.406
8. Bobby Hurley, 1990-93	264	652	.405
9. Phil Henderson, 1987-90	128	320	.400
10. Jeff Capel, 1994-97	220	553	.398
Greg Paulus, 2006-09	210	527	.398

Minimum 75 three-point field goals made

ACC ranking minimum is 150 three-point field goals made

## FREE THROWS MADE

1. Christian Laettner, 1989-92	713
2. J.J. Redick, 2003-06	662
3. Jon Scheyer, 2007-10	608
4. Jim Spanarkel, 1976-79	564
5. Art Heyman, 1961-63	558
6. Shelden Williams, 2003-06	550
7. Dick Groat, 1950-52	522
8. Mike Gminski, 1977-80	521
9. Ronnie Mayer, 1953-56	515
10. Kyle Singler, 2008-11	497

## FREE THROW ATTEMPTS

1. Christian Laettner, 1989-92	885
2. Art Heyman, 1961-63	853
3. Shelden Williams, 2003-06	796
4. J.J. Redick, 2003-06	726
5. Dick Groat, 1950-52	710
6. Jon Scheyer, 2007-10	706
7. Jim Spanarkel, 1976-79	700
8. Ronnie Mayer, 1953-56	673
9. Mike Gminski, 1977-80	658
10. Kyle Singler, 2008-11	643

## FREE THROW PCT.

	FT	FTA	Pct
1. ▲J.J. Redick, 2003-06 [1]	662	726	.912
2. Luke Kennard, 2016-17 [7]	248	286	.867
3. Trajan Langdon, 1995-99 [9]	386	448	.862
4. Jon Scheyer, 2007-10 [10]	608	706	.861
5. Quinn Cook, 2012-15 [16]	267	313	.853
6. Tom Emma, 1980-83	214	254	.843
7. Grayson Allen, 2015-18	493	591	.834
8. Seth Curry, 2011-13	293	355	.825
9. Chris Redding, 1972-74	343	425	.807
10. Jim Spanarkel, 1976-79	564	700	.806

Minimum 200 free throws made

# CAREER RECORDS

REBOUNDS	G	Reb	Avg
1. Shelden Williams, 2003-06 [6]	139	1,262	9.1
2. Mike Gminski, 1977-80 [7]	122	1,242	10.2
3. Christian Laettner, 1989-92 [14]	148	1,149	7.8
4. Mason Plumlee, 2010-13 [19]	141	1,085	7.7
5. Randy Denton, 1969-71 [21]	84	1,067	12.7
6. Mike Lewis, 1966-68	84	1,051	12.5
7. Kyle Singler, 2008-11	148	1,015	6.9
8. Danny Ferry, 1986-89	143	1,003	7.0
9. Gene Banks, 1978-81	124	985	7.9
10. Ronnie Mayer, 1953-56	105	954	9.0
11. Amile Jefferson, 2013-17	150	944	6.3
12. Bernie Janicki, 1952-54	83	923	11.1
13. Shane Battier, 1998-2001	146	887	6.1
14. Cherokee Parks, 1992-95	131	874	6.7
15. Art Heyman, 1961-63	79	865	10.9
16. Mark Alarie, 1983-86	133	833	6.3
17. Carroll Youngkin, 1959-61	81	829	10.2
18. Bob Fleischer, 1973-75	78	817	10.5
19. Jeff Mullins, 1962-64	86	776	9.0
20. Grant Hill, 1991-94	129	769	6.0

Active, Career: Jeremy Roach - 146

ACC Play, Career: Shelden Williams - 614

Postseason, Career: Shelden Williams - 254

ACC Tournament, Career: Carl Youmans & Mike Gminski - 118

NCAA Tournament, Career: Christian Laettner - 169

Cameron Indoor Stadium, Career: Shelden Williams - 565

REBOUND AVERAGE	G	Reb	Avg
1. Randy Denton, 1969-71 [7]	84	1,067	12.7
2. Mike Lewis, 1966-68 [11]	84	1,051	12.5
3. Bernie Janicki, 1952-54 [17]	83	923	11.1
4. Art Heyman, 1961-63 [18]	79	865	10.9
5. Bob Fleischer, 1973-75	78	817	10.5
6. Carroll Youngkin, 1959-61	81	829	10.2
7. Mike Gminski, 1977-80	122	1,242	10.2
8. Doug Kistler, 1959-61	81	756	9.3
9. Ronnie Mayer, 1953-56	105	954	9.1
Shelden Williams, 2003-06	139	1,262	9.1
11. Jeff Mullins, 1962-64	86	776	9.0
12. Elton Brand, 1998-99	60	536	8.9
13. Jay Buckley, 1962-64	85	714	8.4
14. Alan Shaw, 1971-73	82	680	8.3
15. Junior Morgan, 1954-56	79	643	8.1
Jack Marin, 1964-66	86	695	8.1
17. James Newcome, 1956-58	75	600	8.0
18. Gene Banks, 1978-81	124	985	7.9
19. Christian Laettner, 1989-92	148	1,149	7.8
20. Mason Plumlee, 2010-13	141	1,085	7.7

minimum 50 games played

OFFENSIVE REBOUNDS	G	OReb	Avg
1. Shelden Williams, 2003-06	139	447	3.2
2. Christian Laettner, 1989-92	148	374	2.5
3. Amile Jefferson, 2013-16	150	361	2.4
4. Kyle Singler, 2008-2011	148	360	2.4
5. Shane Battier, 1998-01	146	338	2.3
6. Mason Plumlee, 2010-13	141	328	2.3
7. Brian Zoubek, 2007-10	133	276	2.1
8. Antonio Lang, 1991-94	135	273	2.0
9. Robert Brickey, 1987-90	134	268	2.0
10. Cherokee Parks, 1992-95	131	263	2.0

minimum 50 games played

ASSISTS	G	Ast	Avg
1. ♦ Bobby Hurley, 1990-93 [1]	140	1,076	7.7
2. Chris Duhon, 2001-04 [6]	144	819	5.7
3. Tommy Amaker, 1984-87 [13]	138	708	5.1
4. Jason Williams, 2000-02 [20]	108	644	6.0
5. Quin Snyder, 1986-89	136	575	4.2
6. Johnny Dawkins, 1983-86	133	555	4.2
7. Quinn Cook, 2012-15	143	509	3.6
8. Danny Ferry, 1986-89	143	506	3.5
9. Steve Wojciechowski, 1995-98	128	505	3.9
10. Greg Paulus, 2006-09	139	468	3.4

Active, Career: Jeremy Roach - 284

ACC Play, Career: Bobby Hurley - 456

Postseason, Career: Bobby Hurley - 203

ACC Tournament, Career: Jason Williams - 60

NCAA Tournament, Career: Bobby Hurley - 145

Cameron Indoor Stadium, Career: Bobby Hurley - 481

ASSISTS PER GAME	G	Ast	Avg
1. Bobby Hurley, 1990-93 [3]	140	1,076	7.7
2. Jason Williams, 2000-02 [17]	108	644	6.0
3. Tre Jones, 2019-20 [20]	65	377	5.8
4. Chris Duhon, 2001-04 [22]	144	819	5.7
5. Tommy Amaker, 1984-87	138	708	5.1
6. Dick DeVenzio, 1969-71	81	388	4.8
7. Johnny Dawkins, 1983-86	133	555	4.2
8. Quin Snyder, 1986-89	136	575	4.2
9. Bob Bender, 1978-80	83	332	4.0
10. Steve Wojciechowski, 1995-98	128	505	3.9

minimum 50 games played

BLOCKED SHOTS	G	B/k	Avg
1. Shelden Williams, 2003-06 [5]	139	422	3.0
2. Mike Gminski, 1977-80 [6]	122	345	2.8
3. Shane Battier, 1998-2001 [14]	146	254	1.7
4. Cherokee Parks, 1992-95 [1-22]	131	230	1.8
5. Mason Plumlee, 2010-13	141	199	1.4
6. Christian Laettner, 1989-92	148	145	1.0
7. Mark Williams, 2020-22	62	142	2.3
8. Amile Jefferson, 2013-17	150	138	0.9
9. Grant Hill, 1991-94	129	133	1.0
10. Shavlik Randolph, 2003-05	92	129	1.4

Active, Career: Jeremy Roach - 19

ACC Play, Career: Shelden Williams - 199

Postseason, Career: Shane Battier - 56

ACC Tournament, Career: Shelden Williams - 33

NCAA Tournament, Career: Shane Battier - 42

Cameron Indoor Stadium, Career: Shelden Williams - 215

BLOCKED SHOTS PER GAME	G	B/k	Avg
1. Shelden Williams, 2003-06 [6]	139	422	3.04
2. Mike Gminski, 1977-80 [8]	122	345	2.83
3. Mark Williams, 2020-22 [18]	62	142	2.29
4. Elton Brand, 1988-99	60	113	1.88
5. Josh McRoberts, 2005-07	69	128	1.86
6. Cherokee Parks, 1992-95	131	230	1.76
7. Shane Battier, 1998-2001	146	254	1.74
8. Mason Plumlee, 2010-13	141	199	1.41
9. Shavlik Randolph, 2003-05	92	129	1.40
10. Marques Bolden, 2017-19	88	93	1.06

minimum 50 games played

STEALS	G	Stl	Avg
1. Chris Duhon, 2001-04 [4]	144	301	2.1
2. Shane Battier, 1998-2001 [7]	146	266	1.8
3. Tommy Amaker, 1984-87 [8]	138	259	1.9
4. Jim Spanarkel, 1976-79 [9]	114	253	2.2
5. Christian Laettner, 1989-92 [12]	148	243	1.6
6. Jason Williams, 2000-02 [16]	108	235	2.2
7. Grant Hill, 1991-94	129	218	1.7
8. Jon Scheyer, 2007-10	144	208	1.4
9. Steve Wojciechowski, 1995-98	128	203	1.6
10. Bobby Hurley, 1990-93	140	202	1.4

Active, Career: Jeremy Roach - 51

ACC Play, Career: Shane Battier - 117

Postseason, Career: Christian Laettner - 63

ACC Tournament, Career: Christian Laettner - 31

NCAA Tournament, Career: Grant Hill - 39

Cameron Indoor Stadium, Career: Chris Duhon - 136

STEALS PER GAME	G	Stl	Avg
1. Jim Spanarkel, 1976-79 [14]	114	253	2.22
2. Jason Williams, 2000-02 [15]	108	235	2.18
3. Chris Duhon, 2001-04 [18]	144	301	2.09
4. Tommy Amaker, 1984-87	138	259	1.88
5. Tre Jones, 2019-20	65	119	1.83
6. Shane Battier, 1998-2001	146	266	1.82
7. Grant Hill, 1991-94	129	218	1.69
8. Christian Laettner, 1989-92	148	243	1.64
9. Mike Dunleavy, 2000-02	104	166	1.60
10. Steve Wojciechowski, 1995-98	128	203	1.59

minimum 50 games played

ASSIST-TO-TURNOVER RATIO	Ast	TO	A:TO
1. Tre Jones, 2019-20 [5]	377	131	2.88
2. Quinn Cook, 2012-15 [13]	509	202	2.52
3. Steve Wojciechowski, 1995-98 [1-14]	505	202	2.50
4. Chris Duhon, 2001-04 [20]	819	355	2.31
5. Tommy Amaker, 1984-87	708	336	2.11
6. Jon Scheyer, 2007-10	440	211	2.09
7. Bobby Hurley, 1990-93	1,076	534	2.02
8. Bob Bender, 1978-80	332	169	1.96
9. Quin Snyder, 1986-89	575	316	1.82
10. Grayson Allen, 2015-18	432	240	1.80

minimum 50 games played and 3.0 assist per game

TURNOVERS	G	TO	Avg
1. Bobby Hurley, 1990-93	140	534	3.81
2. Jason Williams, 2000-02	108	424	3.92
3. Johnny Dawkins, 1983-86	138	414	3.00
4. Gene Banks, 1978-81	124	399	3.22
5. Christian Laettner, 1989-92	148	398	2.69
6. Danny Ferry, 1986-89	143	396	2.77
7. Chris Duhon, 2001-04	144	355	2.47
8. Tommy Amaker, 1984-87	138	336	2.43
9. Jeff Capel, 1994-97	104	328	3.15
10. David Henderson, 1983-86	127	327	2.57

♦ - NCAA Record; ▲ - ACC Record  
[#] - ACC All-Time Career Ranking



## CAREER RECORDS

## PERSONAL FOULS

1. Shelden Williams, 2003-06	432
2. Christian Laettner, 1989-92	425
3. Lance Thomas, 2007-10	397
4. Danny Ferry, 1986-89	394
5. Mark Alarie, 1983-86	387
Kyle Singler, 2008-11	387
7. Kenny Dennard, 1978-81	383
8. Jay Bilas, 1983-86	379
9. Daniel Ewing, 2002-05	365
10. Tyler Thornton, 2011-14	349

## TIMES DISQUALIFIED (FOULS)

1. Willie Hodge, 1973-76	25
Kenny Dennard, 1978-81	25
3. Dick Groat, 1950-52	24
4. Ronnie Mayer, 1953-56	22
5. Junior Morgan, 1954-56	20
6. Kevin Billerman, 1973-75	19
Dan Meager, 1983-85	19
8. Mark Alarie, 1983-86	17
Tyler Thornton, 2011-14	17
10. Shelden Williams, 2003-06	16

## GAMES PLAYED

1. Amile Jefferson, 2013-17	150
2. Christian Laettner, 1989-92	148
Kyle Singler, 2008-11	148
4. Greg Koubek, 1988-91	147
5. Shane Battier, 1998-2001	146
6. Chris Duhon, 2001-04	144
Jon Scheyer, 2007-10	144
8. Danny Ferry, 1986-89	143
Nolan Smith, 2008-11	143
Quinn Cook, 2012-15	143
Matt Jones, 2014-17	143

## CONSECUTIVE GAMES PLAYED

1. Kyle Singler, 2008-11	148
2. Chris Duhon, 2001-04	144
Jon Scheyer, 2007-10	144
4. J.J. Redick, 2003-06	139
Shelden Williams, 2003-06	139
6. Tommy Amaker, 1984-87	138
Daniel Ewing, 2002-05	138
8. Mason Plumlee, 2010-13	135
9. Mark Alarie, 1983-86	133
Johnny Dawkins, 1983-86	133
Thomas Hill, 1990-93	133

## GAMES STARTED

1. Kyle Singler, 2008-11	147
2. Bobby Hurley, 1990-93	139
3. Tommy Amaker, 1984-87	138
4. J.J. Redick, 2003-06	134
5. Mark Alarie, 1983-86	133
Johnny Dawkins, 1983-86	133
7. Trajan Langdon, 1995-99	129
8. Christian Laettner, 1989-92	128
Shelden Williams, 2003-06	128
10. Danny Ferry, 1986-89	124

## CONSECUTIVE GAMES STARTED

1. Tommy Amaker, 1984-87	138
2. Mark Alarie, 1983-86	133
Johnny Dawkins, 1983-86	133

## MINUTES PLAYED

1. ▲ Kyle Singler, 2008-11 [1]	4,887
2. Chris Duhon, 2001-04 [2]	4,813
3. Bobby Hurley, 1990-93 [3]	4,802
4. Jon Scheyer, 2007-10 [4]	4,759
5. Johnny Dawkins, 1983-86 [5]	4,749
6. J.J. Redick, 2003-06 [6]	4,732
7. Tommy Amaker, 1984-87 [8]	4,666
8. Shane Battier, 1998-2001 [25]	4,337
9. Danny Ferry, 1986-89	4,307
10. Gene Banks, 1978-81	4,285

## MOST OVERALL VICTORIES

1. ▲ Shane Battier, 1998-01 [1]	131
2. Kyle Singler, 2008-11 [2]	125
3. Amile Jefferson, 2013-17 [3]	124
4. Chris Duhon, 2001-04 [t-4]	123
5. Christian Laettner, 1989-92 [6]	122
6. Nolan Smith, 2008-11 [t-7]	121
7. Mason Plumlee, 2010-13 [10]	118
8. Danny Ferry, 1986-89 [t-11]	117
Nate James, 1997-01 [t-11]	117
Andre Dawkins, 2010-12, 2014 [t-11]	117
Quinn Cook, 2012-15 [t-11]	117

Victories count if player saw action in game

## MOST ACC VICTORIES

1. ▲ Shane Battier, 1998-01 [1]	70
2. Chris Carrawell, 1997-00 [2]	66
3. Chris Duhon, 2001-04 [4]	62
4. Nate James, 1997-01 [t-5]	61
Andre Dawkins, 2010-12, 2014 [t-5]	61
6. J.J. Redick, 2003-06 [t-7]	60
Shelden Williams, 2003-06 [t-7]	60
Kyle Singler, 2008-11 [t-7]	60
Mason Plumlee, 2010-13 [t-7]	60
10. Nick Horvath, 2000-04 [t-11]	59
Daniel Ewing, 2002-05 [t-11]	59
Amile Jefferson, 2013-17 [t-11]	59

Victories count if player saw action in game; includes ACC Tournament games

## MOST HOME VICTORIES

1. Amile Jefferson, 2013-17	67
2. Kyle Singler, 2008-11	65
3. Jon Scheyer, 2007-10	63
Andre Dawkins, 2010-12, 2014	63
5. Miles Plumlee, 2009-12	62
Nolan Smith, 2008-11	62
Tyler Thornton, 2011-14	61
Quinn Cook, 2012-15	61
Matt Jones, 2014-17	61
10. Lance Thomas, 2007-10	60

Victories count if player saw action in game

## HIGHEST WINNING PCT. (MIN 100 GAMES)

	G	W	L	Pct
1. Shane Battier, 1998-01	146	131	15	.897
2. Casey Sanders, 2000-03	124	111	13	.895
3. Mike Dunleavy, 2000-02	104	92	12	.885
4. Ryan Kelly, 2010-13	126	111	15	.881
5. Jason Williams, 2000-02	108	95	13	.880
6. Carlos Boozer, 2000-02	101	88	13	.871
7. Nate James, 1997-01	135	117	18	.867
8. Nick Horvath, 2000-04	133	115	18	.865
9. Chris Duhon, 2001-04	144	123	21	.854
10. Chris Carrawell, 1997-00	136	116	20	.853

## HIGHEST WINNING PCT. (MIN 50 GAMES)

	G	W	L	Pct
1. J.D. Simpson, 1998-01	80	78	2	.975
2. Andre Buckner, 2000-03	84	80	4	.952
3. Chris Burgess, 1998-99	75	69	6	.920
4. William Avery, 1998-99	74	68	6	.919
5. Elton Brand, 1998-99	60	55	5	.917
6. Shane Battier, 1998-01	146	131	15	.897
7. Clay Buckley, 1988-91	86	77	9	.8953
8. Casey Sanders, 2000-03	124	111	13	.8952
9. Mike Dunleavy, 2000-02	104	92	12	.885
Patrick Johnson, 2003-06	52	46	6	.885

## HIGHEST WINNING PCT. (MIN 100 STARTS)

	GS	W	L	Pct
1. Shane Battier, 1998-01	120	108	12	.900
2. Jason Williams, 2000-02	108	95	13	.880
3. Chris Duhon, 2001-04	113	96	17	.850
4. Shelden Williams, 2003-06	128	108	20	.8437
5. Kyle Singler, 2008-11	147	124	23	.8435
6. Mason Plumlee, 2010-13	100	84	16	.840
7. J.J. Redick, 2003-06	134	111	23	.828
8. Grant Hill, 1991-94	115	95	20	.826
9. Amile Jefferson, 2013-17	103	85	18	.825
10. Christian Laettner, 1989-92	128	105	23	.8203

## HIGHEST WINNING PCT. (MIN 50 STARTS)

	GS	W	L	Pct
1. Elton Brand, 1998-99	55	50	5	.909
2. Shane Battier, 1998-01	120	108	12	.900
3. Mike Dunleavy, 2000-02	76	68	8	.895
4. Carlos Boozer, 2000-02	93	82	11	.882
5. Jason Williams, 2000-02	108	95	13	.880
6. Sean Dockery, 2003-06	56	49	7	.875
7. Chris Carrawell, 1997-00	95	83	12	.874
8. Ryan Kelly, 2010-13	69	60	9	.870
9. Nolan Smith, 2008-11	97	84	13	.866
10. Nate James, 1997-01	63	54	9	.857

## HIGHEST HOME WIN PCT. (MIN 50 GAMES)

	G	W	L	Pct
1. Casey Sanders, 2000-03	51	51	1	.981
2. Amile Jefferson, 2013-17	69	67	2	.971
3. Kyle Singler, 2008-11	67	65	2	.970
4. Nolan Smith, 2008-11	64	62	2	.969
5. Daniel Ewing, 2002-05	58	56	2	.966
6. Christian Laettner, 1989-92	57	55	2	.965
7. Brian Davis, 1989-92	56	54	2	.964
Josh Hairston, 2011-14	55	53	2	.964
9. Nick Horvath, 2000-04	54	52	2	.963
10. Lee Melchionni, 2003-06	53	51	2	.962

## TRIPLE-DOUBLES

1. Art Heyman (Sr.), 1963	1
vs. Virginia, 2/28/1963 (21 points, 18 rebounds, 10 assists)	
Gene Banks (Fr.), 1978	1
vs. Lehigh, 1/9/1978 (13 points, 12 rebounds, 11 assists)	
Shelden Williams (Sr.), 2006	1
vs. Maryland, 1/11/2006 (19 points, 11 rebounds, 10 blocked shots)	
R.J. Barrett (Fr.), 2019	1
vs. NC State, 2/16/2019 (23 points, 11 rebounds, 10 assists)	
Wendell Moore Jr. (Jr.), 2022	1
vs. Army West Point, 11/12/2022 (19 points, 10 rebounds, 10 assists)	

## DOUBLE-DOUBLES

1. Mike Gminski, 1977-80 [6]	63
2. Shelden Williams, 2003-06 [9]	59
3. Randy Denton, 1969-71 [10]	58
4. Mike Lewis, 1966-68 [t-13]	52
5. Art Heyman, 1961-63	46
6. Christian Laettner, 1989-92	42
7. Bob Fleischer, 1973-75	40
8. Carroll Youngkin, 1959-61	38
9. Gene Banks, 1978-81	37
10. Mason Plumlee, 2010-13	36

## CONSECUTIVE DOUBLE-DOUBLES

1. Mike Lewis, 3/13/1967-2/20/1968 [3]	21
2. Bob Fleischer, 2/13/1974-12/28/1974	13
3. Art Heyman, 3/3/1961-12/16/1961	9
4. Randy Denton, 1/11/1969-2/12/1969	8
5. Marvin Bagley III, 11/23/2017-12/9/2017	7
6. Mike Gminski, 3/1/1978-3/19/1978	6
Mike Gminski, 1/23/1980-2/10/1980	6
Shelden Williams, 2/19/2006-3/10/2006	6
Jabari Parker, 2/18/2014-3/8/2014	6
10. 7x, last by Shelden Williams, 1/22/2005-2/5/2005	5

## CONSECUTIVE FIELD GOALS MADE

1. ▲ Alaa Abdelnaby (Jr.), 1988-89	20
2. Javin DeLaurier (Jr.), 2018-19	19
Zion Williamson (Fr.), 2018-19	19
4. Ryan Kelly (So.), 2010-11	18

◆ - NCAA Record; ▲ - ACC Record  
[#] - ACC All-Time Career Ranking

## CAREER RECORDS

## CONSECUTIVE FREE THROWS MADE

1. J.J. Redick (So.), 2003-04 [2]	54
2. J.J. Redick (Fr.), 2002-03 [6]	43
3. Jon Scheyer (Fr.), 2007-10 [t-10]	40
4. Christian Laettner (Sr.), 1991-92 [t-15]	35
5. Grayson Allen (So.), 2015-16	31
6. Trajan Langdon (Jr.), 1997-98	29
7. Shane Battier (Sr.), 2000-01	27

## DOUBLE-FIGURE SCORING GAMES

1. Johnny Dawkins, 1983-86 [t-2]	129
Kyle Singler, 2008-11 [t-2]	129
3. J.J. Redick, 2003-06	122
4. Mark Alarie, 1983-86	118
Christian Laettner, 1989-92	118
6. Jon Scheyer, 2007-10	114
7. Mike Gminski, 1977-80	111
Grant Hill, 1991-94	111
9. Trajan Langdon, 1995-99	108
10. Gene Banks, 1978-81	107

## CONSECUTIVE DOUBLE-FIGURE SCORING GAMES

1. ▲Jeff Mullins, 12/1/1961-3/21/1964 [1]	86
2. Dick Groat, 1/7/1950-3/8/1952	74
3. Danny Ferry, 12/3/1989-4/1/1989 [5]	68
4. Johnny Dawkins, 2/26/1983-1/14/1985 [21]	51
5. Christian Laettner, 2/16/1991-3/28/1992	46
6. Art Heyman, 12/3/60-1/30/1962	40
7. Mike Gminski, 1/9/1978-2/3/1979	39
8. Art Heyman, 2/10/1962-3/23/1963	38
J.J. Redick, 3/20/2005-3/23/2006	38
RJ Barrett, 11/6/2018-3/31/2019	38

## MOST 20-20 GAMES (POINTS-REBOUNDS)

1. Randy Denton, 1969-71	6
2. Mike Lewis, 1966-68	4
3. Art Heyman, 1961-63	3
4. Carroll Youngkin, 1959-61	1
Elton Brand, 1998-99	1
Jahlil Okafor, 2015	1
Marvin Bagley III, 2018	1

## MOST 20-POINT GAMES

1. J.J. Redick, 2003-06 [2]	70
2. Mike Gminski, 1977-80 [5]	64
3. Art Heyman, 1961-63 [6]	63
4. Johnny Dawkins, 1983-86 [7]	60
5. Jeff Mullins, 1962-64 [8]	56
6. Dick Groat, 1950-52	54
7. Bob Verga, 1965-67 [11]	50
8. Jim Spanarkel, 1976-79	49
Christian Laettner, 1989-92	49
10. Jason Williams, 2000-02	47

## CONSECUTIVE 20-POINT GAMES

1. Dick Groat, 1/29/1951-12/3/1951	18
2. Art Heyman, 2/16/1961-1/3/1962* [t-6]	17
3. J.J. Redick, 12/31/2005-2/22/2006 [t-8]	16
Bob Verga, 1/14/1967-3/13/1967 [t-8]	16

\* DNP on 2/25/1961

## MOST 30-POINT GAMES

1. J.J. Redick, 2003-06 [t-7]	20
2. Art Heyman, 1961-63 [t-9]	19
3. Dick Groat, 1950-52	18
4. Bob Verga, 1965-67	12
5. Randy Denton, 1969-71	11
6. Ronnie Mayer, 1954-56	10
Mike Lewis, 1966-68	10
Jason Williams, 2000-02	10
9. Jeff Mullins, 1962-64	9
10. Tate Armstrong, 1974-77	8

## CONSECUTIVE 30-POINT GAMES

1. J.J. Redick, 2/4/2006-2/19/2006 [t-5]	5
2. Dick Groat, 3/2/1951-12/1/1951	3
Bob Verga, 2/28/1967-3/9/1967	3

## MOST 40-POINT GAMES

1. Dick Groat, 1950-52	3
J.J. Redick, 2003-06 [t-7]	3
3. Tate Armstrong, 1974-77 [t-10]	2
4. Art Heyman, 1961-63 [t-21]	1
Jeff Mullins, 1962-64 [t-21]	1
Bob Verga, 1965-67 [t-21]	1
Danny Ferry, 1986-89 [t-21]	1

## MOST 15-REBOUND GAMES

1. Mike Lewis, 1966-68	30
2. Randy Denton, 1969-71	27
3. Mike Gminski, 1977-80	17
4. Bob Fleischer, 1973-75	15
5. Shelden Williams, 2003-06	14
6. Art Heyman, 1961-63	13
7. Carroll Youngkin, 1959-61	12
8. Jay Buckley, 1962-64	10
Alan Shaw, 1971-73	10
10. Jack Marin, 1964-66	9

## MOST 20-REBOUND GAMES

1. Mike Lewis, 1966-68 [t-5]	8
Randy Denton, 1969-71 [t-5]	8
3. Art Heyman, 1961-63	3
4. Carroll Youngkin, 1959-61	1
Jack Marin, 1964-66	1
Cherokee Parks, 1992-95	1
Elton Brand, 1998-99	1
Miles Plumlee, 2009-12	1
Jahlil Okafor, 2015	1
Marvin Bagley III, 2018	1

## MOST 10-ASSIST GAMES

1. Bobby Hurley, 1990-93 [2]	33
2. Jason Williams, 2000-02	14
3. Chris Duhon, 2001-04	12
4. Tommy Amaker, 1984-87	7
Quin Snyder, 1986-89	7
6. Dick DeVenzio, 1969-71	5
7. Quinn Cook, 2012-15	4
Trevon Duval, 2018	4
Tre Jones, 2019-20	4
10. Bob Bender, 1978-80	2
Steve Wojciechowski, 1995-98	2
William Avery, 1998-99	2
Nolan Smith, 2008-11	2
Tyus Jones, 2015	2
RJ Barrett, 2019	2

## MOST 5-BLOCKED SHOTS GAMES

1. Shelden Williams, 2003-06	32
2. Mike Gminski, 1977-80	20
3. Cherokee Parks, 1992-95	8
4. Shane Battier, 1999-02	6
5. Josh McRoberts, 2005-07	5
Amile Jefferson, 2013-17	5
7. Antonio Lang, 1991-94	4
Mason Plumlee, 2010-13	4
9. Elton Brand, 1998-99	3
Casey Sanders, 2000-03	3

## CHARGES TAKEN

1. Shane Battier, 1998-01	111
2. Billy King, 1985-88	58
3. Bobby Hurley, 1990-93	56
4. Kyle Singler, 2008-11	54
5. Danny Ferry, 1986-89	53
6. Lance Thomas, 2007-10	49
7. Dan Meagher, 1982-85	47
8. Ryan Kelly, 2010-13	46
9. Robert Brickey, 1987-90	44
10. Shavlik Randolph, 2003-05	41

Not an official NCAA statistic -- Duke began tracking charges in 1982

## DUNKS

1. Mason Plumlee, 2010-13	217
2. Robert Brickey, 1987-90	147
3. Shelden Williams, 2003-06	146
4. Grant Hill, 1991-94	135
5. Carlos Boozer, 2000-02	116
6. Gerald Henderson, 2007-09	108
7. Cherokee Parks, 1992-95	105
8. Marvin Bagley III, 2018	98
9. Josh McRoberts, 2005-07	96
10. Chris Carrawell, 1997-2000	92

◆ - NCAA Record; ▲ - ACC Record  
[#] - ACC All-Time Career Ranking



## SEASON RECORDS

POINTS	G	Pts	Avg
1. J.J. Redick (Sr.), 2006 [2]	36	964	26.8
2. RJ Barrett (Fr.), 2019 [9]	38	860	22.6
3. Jason Williams (So.), 2001 [10]	39	841	21.6
4. Dick Groat (Sr.), 1951	33	831	25.2
5. Johnny Dawkins (Sr.), 1986	40	809	20.2
6. Danny Ferry (Sr.), 1989	35	791	22.6
7. Dick Groat (Sr.), 1952	30	780	26.0
8. Grayson Allen (So.), 2016	36	779	21.6
9. Shane Battier (Sr.), 2001	39	778	19.9
10. Christian Laettner (Sr.), 1991	39	771	19.8
11. Nolan Smith (Sr.), 2011	37	764	20.6
12. Christian Laettner (Sr.), 1992	35	751	21.5
13. Jeff Mullins (Sr.), 1964	31	750	24.2
14. Art Heyman (Sr.), 1963	30	747	24.9
15. Jason Williams (Sr.), 2002	35	746	21.3
16. Zion Williamson (Fr.), 2019	33	746	22.6
17. Jon Scheyer (Sr.), 2010	40	728	18.2
18. Luke Kennard (So.), 2017	37	722	19.5
19. J.J. Redick (Sr.), 2005	33	721	21.8
20. Jim Spanarkel (Sr.), 1978	34	708	20.8

Active Season: Kyle Filipowski, 2023 - 543

ACC Play Season: J.J. Redick, 2006 - 470

Postseason Season: Johnny Dawkins, 1986 - 213

ACC Tournament Season: Zion Williamson, 2019 - 81

NCAA Tournament Season: Jason Williams, 2001 - 154

Freshman Season: RJ Barrett, 2019 - 860

Sophomore Season: Jason Williams, 2001 - 841

Junior Season: Dick Groat, 1951 - 831

Senior Season: J.J. Redick, 2006 - 964

Cameron Indoor Stadium Season: RJ Barrett, 2019 - 402

SCORING AVERAGE	G	Pts	Avg
1. J.J. Redick (Sr.), 2006	36	964	26.8
2. Bob Verga (Sr.), 1967	27	705	26.1
3. Dick Groat (Sr.), 1952	30	780	26.0
4. Art Heyman (Sr.), 1962	24	608	25.3
5. Dick Groat (Sr.), 1951	33	831	25.2
6. Art Heyman (Sr.), 1961	25	629	25.2
7. Art Heyman (Sr.), 1963	30	747	24.9
8. Jeff Mullins (Sr.), 1964	31	750	24.2
9. Tate Armstrong (Sr.), 1976	27	654	24.2
10. Danny Ferry (Sr.), 1989	35	791	22.6
11. RJ Barrett (Fr.), 2019	38	860	22.6
12. Zion Williamson (Fr.), 2019	33	746	22.6
13. Ronnie Mayer (Sr.), 1956	25	553	22.1
14. J.J. Redick (Sr.), 2005	33	721	21.9
15. Ronnie Mayer (Sr.), 1955	28	607	21.7
16. Mike Lewis (Sr.), 1968	28	608	21.7
17. Jason Williams (So.), 2001	39	841	21.6
18. Grayson Allen (So.), 2016	36	779	21.6
19. Randy Denton (Sr.), 1970	26	560	21.5
20. Christian Laettner (Sr.), 1992	35	751	21.5

minimum 20 games played

FIELD GOALS MADE	G	Pts	Avg
1. Johnny Dawkins (Sr.), 1986 [5]	331		
2. RJ Barrett (Fr.), 2019 [9]	319		
3. J.J. Redick (Sr.), 2006	302		
4. Jeff Mullins (Sr.), 1964	300		
5. Danny Ferry (Sr.), 1989	300		
6. Zion Williamson (Fr.), 2019	296		
7. Dick Groat (Sr.), 1952	288		
8. Dick Groat (Sr.), 1951	285		
9. Jason Williams (So.), 2001	285		
10. Bob Verga (Sr.), 1967	283		

FIELD GOAL ATTEMPTS	G	Pts	Avg
1. Dick Groat (Sr.), 1951	713		
2. RJ Barrett (Fr.), 2019	702		
3. Dick Groat (Sr.), 1952	700		
4. J.J. Redick (Sr.), 2006	643		
5. Bob Verga (Sr.), 1967	614		
6. Jeff Mullins (Sr.), 1964	613		
7. Johnny Dawkins (Sr.), 1986	603		
8. Jason Williams (So.), 2001	603		
9. Art Heyman (Sr.), 1963	586		
10. Danny Ferry (Sr.), 1989	575		

FIELD GOAL PCT.	FG	FGA	Pct
1. Christian Laettner (Fr.), 1989	115	159	.723
2. Mark Williams (So.), 2022	191	265	.721
3. Marshall Plumlee (Gr.), 2016	106	154	.688
4. Zion Williamson (Fr.), 2019 [2]	296	435	.680
5. Carlos Boozer (Sr.), 2002 [5]	230	346	.665
6. Jahlil Okafor (Fr.), 2015 [6]	279	420	.664
7. Cherokee Parks (So.), 1993 [9]	161	247	.652
8. Alaa Abdelnaby (Sr.), 1989	123	194	.634
9. Erik Meek (Sr.), 1995	118	190	.621
10. Elton Brand (So.), 1999	255	411	.620
11. Bob Fleischer (Sr.), 1975	178	287	.620
12. Alaa Abdelnaby (Sr.), 1990	217	350	.620

minimum 100 field goals made

ACC record is minimum 5.0 field goals made per game

3-POINT FIELD GOALS MADE	G	Pts
1. ▲ J.J. Redick (Sr.), 2006 [1]	139	
2. Jason Williams (So.), 2001 [3]	132	
3. Shane Battier (Sr.), 2001 [5]	124	
4. J.J. Redick (Sr.), 2005 [6]	121	
5. Trajan Langdon (Sr.), 1999 [1-9]	112	
6. Jon Scheyer (Sr.), 2010	110	
7. Jason Williams (Sr.), 2002	108	
8. J.J. Redick (So.), 2004	102	
9. Quinn Cook (Sr.), 2015	102	
10. Grayson Allen (Sr.), 2018	102	

3-POINT FIELD GOAL ATTEMPTS	G	Pts
1. J.J. Redick (Sr.), 2006	330	
2. Jason Williams (So.), 2001	309	
3. J.J. Redick (Sr.), 2005	300	
4. Shane Battier (Sr.), 2001	296	
5. Jon Scheyer (Sr.), 2010	287	
6. Jason Williams (Sr.), 2002	282	
7. Grayson Allen (Sr.), 2018	276	
8. Cam Reddish (Fr.), 2019	267	
9. J.J. Redick (So.), 2004	258	
10. Quinn Cook (Sr.), 2015	258	

3-POINT FIELD GOAL PCT.	3FG	3FGA	Pct
1. ▲ Christian Laettner (Sr.), 1992 [1]	54	97	.557
2. Chip Engelland (Sr.), 1983	41	74	.554
3. Jeff Capel (So.), 1995	63	137	.460
4. Greg Paulus (So.), 2007	68	151	.450
5. A.J. Griffin (Fr.), 2022	71	159	.447
6. Quin Snyder (Sr.), 1988	41	92	.446
7. Shane Battier (Sr.), 2000	79	178	.444
8. Matthew Hurt (So.), 2021	56	126	.444
9. Chris Collins (Sr.), 1996	79	179	.4413
10. Trajan Langdon (So.), 1997	86	195	.4410

minimum 35 three-point field goals made

ACC record is minimum 2.5 field goals made per game

FREE THROWS MADE	G	Pts
1. Dick Groat (Sr.), 1951	261	
2. Christian Laettner (So.), 1990	225	
3. J.J. Redick (Sr.), 2006	221	
4. Jim Spanarkel (Sr.), 1978	220	
5. Art Heyman (Sr.), 1963	217	
6. Christian Laettner (Sr.), 1991	211	
7. Grayson Allen (So.), 2016	211	
8. Dick Groat (Sr.), 1952	204	
9. Shelden Williams (Sr.), 2006	201	
10. J.J. Redick (Sr.), 2005	196	

FREE THROW ATTEMPTS	G	Pts
1. Dick Groat (Sr.), 1951	331	
2. Art Heyman (Sr.), 1963	314	
3. Dick Groat (Sr.), 1952	281	
4. Art Heyman (Sr.), 1962	276	
5. Shelden Williams (Sr.), 2006	270	
6. Christian Laettner (So.), 1990	269	
7. Art Heyman (So.), 1961	263	
8. Christian Laettner (Sr.), 1991	263	
9. Elton Brand (So.), 1999	256	
10. J.J. Redick (Sr.), 2006	256	

FREE THROW PCT.	FT	FTA	Pct
1. ▲ J.J. Redick (So.), 2004 [1]	143	150	.953
2. J.J. Redick (Sr.), 2005 [2]	196	209	.938
3. J.J. Redick (Fr.), 2003 [3]	102	111	.919
4. Trajan Langdon (So.), 1997	113	126	.897
5. Jon Scheyer (So.), 2008	120	135	.889
6. Tyus Jones (Fr.), 2015	144	162	.889
7. Trajan Langdon (Sr.), 1998	101	114	.886
8. Jon Scheyer (Sr.), 2010	194	221	.878
9. Seth Curry (Sr.), 2012	103	118	.873
10. J.J. Redick (Sr.), 2006	221	256	.863

minimum 100 free throws made

REBOUNDS	G	Reb	Avg
1. Bernie Janicki (So.), 1952	30	476	15.9
2. Mike Lewis (Sr.), 1968	28	402	14.4
3. Randy Denton (Sr.), 1971	30	385	12.8
4. Shelden Williams (Sr.), 2006	36	384	10.7
5. Elton Brand (So.), 1999	39	382	9.8
6. Shelden Williams (Sr.), 2005	33	369	11.2
7. Marvin Bagley III (Fr.), 2018	33	366	11.1
8. Christian Laettner (So.), 1990	38	364	9.6
9. Mike Gminski (Sr.), 1980	33	359	10.9
10. Mason Plumlee (Sr.), 2013	36	359	10.0
11. Randy Denton (So.), 1969	28	358	12.8
12. Ronnie Mayer (Sr.), 1955	28	348	12.4
13. Christian Laettner (Sr.), 1991	39	340	8.7
14. Wendell Carter Jr. (Fr.), 2018	37	335	9.1
15. Mike Lewis (So.), 1966	30	329	11.0
16. Art Heyman (Sr.), 1963	30	324	10.8
17. Randy Denton (Sr.), 1970	26	324	12.5
18. Bob Fleischer (Sr.), 1974	26	323	12.4
19. Jahlil Okafor (Fr.), 2015	38	322	8.5
20. Mike Lewis (Sr.), 1967	26	320	12.3

Active Season: Kyle Filipowski, 2023 - 322

ACC Play Season: Mike Lewis, 1968 - 241

Postseason Season: Jay Buckley, 1963 - 93

ACC Tournament Season: Carroll Youngkin, 1961 - 48

NCAA Tournament Season: Shane Battier, 2001 - 61

Freshman Season: Marvin Bagley III, 2018 - 366

Sophomore Season: Bernie Janicki, 1952 - 476

Junior Season: Shelden Williams, 2005 - 369

Senior Season: Mike Lewis, 1968 - 402

Cameron Indoor Stadium Season: Shelden Williams, 2005 - 190

REBOUND AVERAGE	G	Reb	Avg
1. Bernie Janicki (So.), 1952	30	476	15.9
2. Mike Lewis (Sr.), 1968	28	402	14.4
3. Randy Denton (So.), 1969	28	358	12.8
4. Randy Denton (Sr.), 1971	30	385	12.8
5. Randy Denton (Sr.), 1970	26	324	12.5
6. Ronnie Mayer (Sr.), 1955	28	348	12.4
7. Bob Fleischer (Sr.), 1974	26	323	12.4
8. Mike Lewis (Sr.), 1967	26	320	12.3
9. Alan Shaw (Sr.), 1972	26	308	11.9
10. Jim Newcome (Sr.), 1957	24	273	11.4

OFFENSIVE REBOUNDS	G	OReb	Avg
1. Brian Zoubek (Sr.), 2010	40	143	3.6
2. Elton Brand (So.), 1999	39	139	3.6
3. Jahlil Okafor (Fr.), 2015	38	134	3.5
4. Marvin Bagley III (Fr.), 2018	33	132	4.0
5. Christian Laettner (So.), 1990	38	129	3.4
6. Shelden Williams (Sr.), 2005	33	127	3.8
7. Carlos Boozer (Sr.), 2002	35	119	3.4
8. Shelden Williams (So.), 2004	37	119	3.2
9. Marshall Plumlee (Gr.), 2016	36	119	3.3
10. Shelden Williams (Sr.), 2006	36	117	3.3

SEASON RECORDS

ASSISTS	G	Ast	Avg
1. Bobby Hurley (So.), 1991 [4]	39	289	7.4
2. Bobby Hurley (Fr.), 1990 [5]	38	288	7.6
3. Bobby Hurley (Sr.), 1993	32	262	8.2
4. Tommy Amaker (Jr.), 1986	40	241	6.0
5. Bobby Hurley (Jr.), 1992	31	237	7.6
Jason Williams (So.), 2001	39	237	6.1
7. Dick Groat (Sr.), 1952	30	229	7.6
8. Chris Duhon (Sr.), 2004	37	225	6.1
9. Quin Snyder (Sr.), 1989	36	223	6.2
10. Jason Williams (Fr.), 2000	34	220	6.5
11. Tyus Jones (Fr.), 2015	39	217	5.6
12. Chris Duhon (Jr.), 2003	33	212	6.4
13. Chris Duhon (So.), 2002	35	208	5.9
14. Trevon Duval (Fr.), 2018	37	207	5.6
15. Quin Snyder (Jr.), 1988	35	198	5.6
16. William Avery (So.), 1999	39	196	5.0
17. Jon Scheyer (Sr.), 2010	40	194	4.9
18. Tre Jones (Fr.), 2019	36	192	5.3
19. Quinn Cook (So.), 2013	36	190	5.3
20. Nolan Smith (Sr.), 2011	37	189	5.1

Active, Season: Jeremy Roach, 2022 - 123  
 ACC Play, Season: Bobby Hurley, 1993 - 127  
 Postseason, Season: Bobby Hurley, 1992 - 73  
 ACC Tournament, Season: Jason Williams, 2000 - 27  
 NCAA Tournament, Season: Bobby Hurley, 1992 - 47  
 Freshman, Season: Bobby Hurley, 1990 - 288  
 Sophomore, Season: Bobby Hurley, 1991 - 289  
 Junior, Season: Tommy Amaker, 1986 - 241  
 Senior, Season: Bobby Hurley, 1993 - 262  
 Cameron Indoor Stadium, Season: Bobby Hurley, 1993 - 137

ASSISTS PER GAME	G	Ast	Avg
1. Bobby Hurley (Sr.), 1993 [7]	32	262	8.2
2. Bobby Hurley (Jr.), 1992	31	237	7.7
3. Dick Groat (Sr.), 1952	30	229	7.6
Bobby Hurley (Fr.), 1990	38	288	7.6
5. Bobby Hurley (So.), 1991	39	289	7.4
6. Jason Williams (Fr.), 2000	34	220	6.5
7. Chris Duhon (Jr.), 2003	33	212	6.4
Tre Jones (So.), 2020	29	185	6.4
9. Quin Snyder (Sr.), 1989	36	223	6.2
10. Chris Duhon (Sr.), 2004	37	225	6.1

BLOCKED SHOTS	G	Blk	Avg
1. Shelden Williams (Sr.), 2006 [4]	36	137	3.8
2. Shelden Williams (Jr.), 2005 [6]	33	122	3.7
3. Shelden Williams (So.), 2004	37	111	3.0
4. Mark Williams (So.), 2022	39	110	2.8
5. Mike Gminski (Sr.), 1980	33	97	2.9
6. Mike Gminski (So.), 1978	32	92	2.9
7. Mike Gminski (Fr.), 1977	27	90	3.3
8. Shane Battier (Sr.), 2001	39	88	2.3
9. Elton Brand (So.), 1999	39	86	2.2
10. Josh McRoberts (So.), 2007	33	82	2.5
11. Cherokee Parks (Jr.), 1994	34	76	2.2
Wendell Carter Jr. (Fr.), 2018	37	76	2.1
13. Shane Battier (Jr.), 2000	34	70	2.1
14. Mike Gminski (Jr.), 1979	30	66	2.2
15. Amile Jefferson (Gr.), 2017	35	65	1.9
16. Cherokee Parks (So.), 1993	32	64	2.0
17. Mason Plumlee (So.), 2011	37	62	1.7
18. Shavlik Randolph (So.), 2004	37	61	1.6
19. Marshall Plumlee (Gr.), 2016	36	59	1.6
20. Zion Williamson (Fr.), 2019	33	59	1.8

Active, Season: Kyle Filipowski, 2023 - 26  
 ACC Play, Season: Shelden Williams, 2006 - 68  
 Postseason, Season: Cherokee Parks, 1994 - 28  
 ACC Tournament, Season: Shelden Williams, 2005 - 11  
 NCAA Tournament, Season: Cherokee Parks, 1994 - 18  
 Freshman, Season: Mike Gminski, 1977 - 90  
 Sophomore, Season: Shelden Williams, 2004 - 111  
 Junior, Season: Shelden Williams, 2005 - 122  
 Senior, Season: Shelden Williams, 2006 - 137  
 Cameron Indoor Stadium, Season: Shelden Williams, 2005 - 68

BLOCKED SHOTS PER GAME	G	Blk	Avg
1. Shelden Williams (Sr.), 2006 [1-7]	36	137	3.81
2. Shelden Williams (Jr.), 2005	33	122	3.70
3. Mike Gminski (Fr.), 1977	27	90	3.33
4. Shelden Williams (So.), 2004	37	111	3.00
5. Mike Gminski (Sr.), 1980	33	97	2.94
6. Mike Gminski (So.), 1978	33	92	2.88
7. Mark Williams (So.), 2022	39	110	2.82
8. Josh McRoberts (So.), 2007	33	82	2.48
9. Shane Battier (Sr.), 2001	39	88	2.26
10. Cherokee Parks (Jr.), 1994	34	76	2.24

STEALS	G	Stl	Avg
1. Jim Spanarkel (Jr.), 1978 [9]	34	93	2.7
2. Steve Wojciechowski (Jr.), 1997	33	82	2.5
Shane Battier (Sr.), 2001	39	82	2.1
Chris Duhon (So.), 2002	35	82	2.3
5. Tommy Amaker (Jr.), 1986	40	81	2.0
Jason Williams (Fr.), 2000	34	81	2.4
7. Mike Dunleavy (Jr.), 2002	35	80	2.3
Chris Duhon (Sr.), 2004	37	80	2.2
9. Jason Williams (So.), 2001	39	78	2.0
10. Chris Duhon (Fr.), 2001	39	77	2.0
11. Jason Williams (Jr.), 2002	35	76	2.2
12. Christian Laettner (Jr.), 1991	39	75	1.9
13. Christian Laettner (Sr.), 1992	35	74	2.1
Steve Wojciechowski (Sr.), 1998	36	74	2.1
15. Quin Snyder (Sr.), 1989	36	73	2.0
16. Zion Williamson (Fr.), 2019	33	70	2.1
17. Jim Spanarkel (So.), 1977	27	69	2.6
18. Shane Battier (Jr.), 2000	34	68	2.0
Tre Jones (Fr.), 2019	36	68	1.9
20. Bobby Hurley (Fr.), 1990	38	67	1.8

Active, Season: Kyle Filipowski, 2023 - 47  
 ACC Play, Season: Chris Duhon, 2002 - 45  
 Postseason, Season: Christian Laettner, 1992 - 27  
 ACC Tournament, Season: Christian Laettner, 1992 - 14  
 NCAA Tournament, Season: Tommy Amaker, 1986 - 18  
 Freshman, Season: Jason Williams, 2000 - 81  
 Sophomore, Season: Chris Duhon, 2002 - 93  
 Junior, Season: Jim Spanarkel, 1978 - 93  
 Senior, Season: Shane Battier, 2001 - 82  
 Cameron Indoor Stadium, Season: Steve Wojciechowski, 1997 - 49

STEALS PER GAME	G	Stl	Avg
1. Jim Spanarkel (Jr.), 1978	34	93	2.74
2. Jim Spanarkel (So.), 1977	27	69	2.56
3. Steve Wojciechowski (Jr.), 1997	33	82	2.48
4. Grant Hill (Jr.), 1993	26	64	2.46
5. Jason Williams (Fr.), 2000	34	81	2.38
6. Chris Duhon (So.), 2002	35	81	2.34
7. Mike Dunleavy (Jr.), 2002	35	80	2.29
8. George Moses (Sr.), 1976	27	61	2.26
9. Jason Williams (Jr.), 2002	35	76	2.17
10. Chris Duhon (Sr.), 2004	37	80	2.16

ASSIST-TO-TURNOVER RATIO	A	T/O	A:T/O
1. Tre Jones (Fr.), 2019 [1-3]	192	53	3.62
2. Steve Wojciechowski (Jr.), 1997	176	58	3.03
3. Jon Scheyer (Sr.), 2010	194	65	2.98
4. Tommy Amaker (So.), 1985	184	64	2.88
5. Tyus Jones (Fr.), 2015	217	76	2.86
6. Chris Duhon (Fr.), 2001	174	61	2.85
7. Jordan Goldwire (Sr.), 2021	96	34	2.82
8. Quinn Cook (So.), 2013	153	57	2.68
9. Steve Wojciechowski (Sr.), 1998	164	64	2.56
10. Tommy Amaker (Jr.), 1986	241	96	2.51

minimum 20 games played and 3.0 assist per game

TURNOVERS		
1. Bobby Hurley (Fr.), 1990	166	
2. Jason Williams (So.), 2001	154	
3. Bobby Hurley (So.), 1991	151	
4. Jason Williams (Fr.), 2000	139	
5. Gene Banks (Fr.), 1978	134	
6. Jason Williams (Jr.), 2002	131	
7. RJ Barrett (Fr.), 2019	123	
8. Christian Laettner (Jr.), 1991	121	
9. Greg Paulus (Fr.), 2006	118	
Nolan Smith (Sr.), 2011	118	

CHARGES TAKEN		
1. Shane Battier (So.), 1999	36	
2. Shane Battier (Fr.), 1998	29	
3. Shane Battier (Sr.), 2001	26	
4. Dan Meagher (Sr.), 1985	25	
Billy King (Sr.), 1988	25	
6. Bobby Hurley (Fr.), 1990	24	
7. Dan Meagher (Jr.), 1984	22	
David Henderson (Sr.), 1986	22	
Danny Ferry (Sr.), 1989	22	
Shavlik Randolph (Jr.), 2005	22	

Not an official NCAA stat -- Duke began tracking charges in 1982

DUNKS		
1. Marvin Bagley III (Fr.), 2018	98	
2. Mark Williams (So.), 2022	97	
3. Mason Plumlee (Sr.), 2013	87	
4. Zion Williamson (Fr.), 2019	72	
5. Jahlil Okafor (Fr.), 2015	64	
6. Jabari Parker (Fr.), 2014	61	
7. Mason Plumlee (Jr.), 2012	60	
Marshall Plumlee (Gr.), 2016	60	
9. Shelden Williams (Sr.), 2006	58	
Wendell Carter Jr. (Fr.), 2018	58	

PERSONAL FOULS		
1. ▲ Brian Zoubek (Sr.), 2010 [1]	138	
2. Dick Groat (Jr.), 1951	128	
3. Lance Thomas (Sr.), 2010	121	
4. Christian Laettner (So.), 1990	120	
Shelden Williams (So.), 2004	120	
6. Mark Alarie (Sr.), 1986	119	
Danny Ferry (Fr.), 1986	119	
8. Dan Meagher (Jr.), 1984	118	
9. Shelden Williams (Sr.), 2006	114	
10. Junior Morgan (Jr.), 1955	113	

TIMES DISQUALIFIED (FOULS)		
1. ▲ Willie Hodge (Sr.), 1976 [1]	14	
2. Junior Morgan (Jr.), 1955	13	
3. Jim Kulpan (Sr.), 1951	10	
Dick Groat (Jr.), 1951	10	
Dick Groat (Sr.), 1952	10	
Bill Riegel (Sr.), 1953	10	
7. Ronnie Mayer (Jr.), 1955	9	
Willie Hodge (Jr.), 1975	9	
George Moses (Sr.), 1976	9	
Taymon Domzalski (Fr.), 1996	9	

◆ - NCAA Record; ▲ - ACC Record  
 [#] - ACC All-Time Career Ranking



# SEASON RECORDS

## GAMES PLAYED

1. ▲Mark Alarie (Sr.), 1986 [t-1]	40
▲Tommy Amaker (Jr.), 1986 [t-1]	40
▲Johnny Dawkins (Sr.), 1986 [t-1]	40
▲Danny Ferry (Fr.), 1986 [t-1]	40
▲Billy King (So.), 1986 [t-1]	40
▲Jon Scheyer (Sr.), 2010 [t-1]	40
▲Brian Zoubek (Sr.), 2010 [t-1]	40
▲Lance Thomas (Sr.), 2010 [t-1]	40
▲Kyle Singler (Jr.), 2010 [t-1]	40
▲Miles Plumlee (So.), 2010 [t-1]	40

## GAMES STARTED

1. ▲Mark Alarie (Sr.), 1986 [t-1]	40
▲Tommy Amaker (Jr.), 1986 [t-1]	40
▲Johnny Dawkins (Sr.), 1986 [t-1]	40
▲Jon Scheyer (Sr.), 2010 [t-1]	40
▲Kyle Singler (Jr.), 2010 [t-1]	40
6. David Henderson (Sr.), 1986 [t-9]	39
Bobby Hurley (So.), 1991 [t-9]	39
Christian Laettner (Jr.), 1991 [t-9]	39
William Avery (So.), 1999 [t-9]	39
Chris Carrawell (Jr.), 1999 [t-9]	39
Shane Battier (Sr.), 2001 [t-9]	39
Mike Dunleavy (So.), 2001 [t-9]	39
Jason Williams (So.), 2001 [t-9]	39
Lance Thomas (Sr.), 2010 [t-9]	39
Quinn Cook (Sr.), 2015 [t-9]	39
Tyus Jones (Fr.), 2015 [t-9]	39
Justise Winslow (Fr.), 2015 [t-9]	39
Paolo Banchero (Fr.), 2022 [t-9]	39
Wendell Moore Jr. (Jr.), 2022 [t-9]	39
Mark Williams (So.), 2022 [t-9]	39

## MINUTES PLAYED

1. ▲Jon Scheyer (Sr.), 2010 [1]	1,470
2. Kyle Singler (Jr.), 2010	1,436
3. Quinn Cook (Sr.), 2015	1,396
4. Shane Battier (Sr.), 2001	1,363
5. Bobby Hurley (So.), 1991	1,353
6. Nolan Smith (Jr.), 2010	1,349
7. RJ Barrett (Fr.), 2019	1,341
8. J.J. Redick (Sr.), 2006	1,336
9. Wendell Moore Jr. (Jr.), 2022	1,326
10. Johnny Dawkins (Sr.), 1986	1,324

## DOUBLE-FIGURE SCORING GAMES

1. Mark Alarie (Sr.), 1986	39
Johnny Dawkins (Sr.), 1986	39
3. Elton Brand (So.), 1999	38
Jon Scheyer (Sr.), 2010	38
RJ Barrett (Fr.), 2019	38
6. Christian Laettner (Jr.), 1991	37
Paolo Banchero (Fr.), 2022	37
8. Shane Battier (Sr.), 2001	36
Jason Williams (So.), 2001	36
J.J. Redick (Sr.), 2006	36
Nolan Smith (Jr.), 2010	36
Kyle Singler (Jr.), 2010	36

## TRIPLE-DOUBLES

1. Art Heyman (Sr.), 1963	1
vs. Virginia, 2/28/1963 (21 points, 18 rebounds, 10 assists)	
Gene Banks (Fr.), 1978	1
vs. Lehigh, 1/9/1978 (13 points, 12 rebounds, 11 assists)	
Shelden Williams (Sr.), 2006	1
vs. Maryland, 1/11/2006 (19 points, 11 rebounds, 10 blocked shots)	
RJ Barrett (Fr.), 2019	1
vs. NC State, 2/16/2019 (23 points, 11 rebounds, 10 assists)	
Wendell Moore Jr. (Jr.), 2022	1
vs. Army West Point, 11/12/2021 (19 points, 10 rebounds, 10 assists)	

## DOUBLE-DOUBLES

1. Mike Lewis (Sr.), 1968 [t-8]	24
2. Randy Denton (Sr.), 1971 [t-13]	22
Marvin Bagley III (Fr.), 2018 [t-13]	22
4. Mike Gminski (So.), 1978 [t-9]	21
Shelden Williams (Sr.), 2006 [t-19]	21
6. Mike Gminski (Sr.), 1980 [t-27]	20
Shelden Williams (Jr.), 2005 [t-27]	20
8. Randy Denton (So.), 1969	19
Bob Fleischer (Jr.), 1974	19
Elton Brand (So.), 1999	19

## MOST 20-20 GAMES (POINTS-REBOUNDS)

1. Mike Lewis (Sr.), 1968	3
Randy Denton (Jr.), 1970	3
3. Randy Denton (Sr.), 1971	2
4. Carroll Youngkin (So.), 1959	1
Art Heyman (So.), 1961	1
Art Heyman (Jr.), 1962	1
Art Heyman (Sr.), 1963	1
Mike Lewis (Jr.), 1967	1
Randy Denton (So.), 1969	1
Elton Brand (So.), 1999	1
Jahlil Okafor (Fr.), 2015	1
Marvin Bagley III (Fr.), 2018	1

## MOST 20-POINT GAMES

1. Dick Groat (Jr.), 1951	28
J.J. Redick (Sr.), 2006 [t-2]	28
3. Johnny Dawkins (Sr.), 1986 [t-8]	26
RJ Barrett (Fr.), 2019 [t-8]	26
5. Jeff Mullins (Sr.), 1964	25
6. Dick Groat (Sr.), 1952	24
Art Heyman (Sr.), 1963	24
Jason Williams (So.), 2001	24
9. Bob Verga (Sr.), 1967	23
Jim Spanarkel (Jr.), 1978	23
Zion Williamson (Fr.), 2019	23

## MOST 30-POINT GAMES

1. J.J. Redick (Sr.), 2006 [4]	14
2. Bob Verga (Sr.), 1967 [t-8]	10
3. Dick Groat (Jr.), 1951	9
Dick Groat (Sr.), 1952	9
5. Mike Lewis (Sr.), 1968	8
6. Art Heyman (So.), 1961	7
Art Heyman (Jr.), 1962	7
Marvin Bagley III (Fr.), 2018	7
9. Randy Denton (Jr.), 1970	6
Tate Armstrong (Jr.), 1976	6
Jason Williams (So.), 2001	6
RJ Barrett (Fr.), 2019	6

## MOST 40-POINT GAMES

1. Dick Groat (Sr.), 1952	3
J.J. Redick (Sr.), 2006 [t-4]	3
3. Tate Armstrong (Jr.), 1976	2
4. Art Heyman (Sr.), 1963	1
Jeff Mullins (Sr.), 1964	1
Bob Verga (Sr.), 1967	1
Danny Ferry (Sr.), 1989	1

## MOST 10-REBOUND GAMES

1. Mike Lewis (Sr.), 1968	24
2. Randy Denton (Sr.), 1971	23
3. Shelden Williams (Jr.), 2005	22
Shelden Williams (Sr.), 2006	22
Marvin Bagley III (Fr.), 2018	22
6. Randy Denton (So.), 1969	21
Bob Fleischer (Jr.), 1974	21
Mike Gminski (So.), 1978	21
Mike Gminski (Sr.), 1980	21
10. Elton Brand (So.), 1999	20

## MOST 15-REBOUND GAMES

1. Mike Lewis (Sr.), 1968	16
2. Randy Denton (So.), 1969	9
Randy Denton (Jr.), 1970	9
Randy Denton (Sr.), 1971	9
Alan Shaw (Jr.), 1972	9
6. Mike Lewis (Jr.), 1967	8
Marvin Bagley III (Fr.), 2018	8
8. Bob Fleischer (Jr.), 1974	7
9. Mike Lewis (So.), 1966	6
Mike Gminski (Fr.), 1977	6
Mike Gminski (Sr.), 1980	6
Shelden Williams (Jr.), 2005	6
Shelden Williams (Sr.), 2006	6

## MOST 20-REBOUND GAMES

1. Mike Lewis (Sr.), 1968 [t-3]	5
2. Randy Denton (So.), 1969	3
Randy Denton (Jr.), 1970	3
4. Mike Lewis (So.), 1966	2
Randy Denton (Sr.), 1971	2
6. Carroll Youngkin (So.), 1959	1
Art Heyman (So.), 1961	1
Art Heyman (Jr.), 1962	1
Art Heyman (Sr.), 1963	1
Jack Marin (Jr.), 1965	1
Mike Lewis (Jr.), 1967	1
Cherokee Parks (Jr.), 1994	1
Elton Brand (So.), 1999	1
Miles Plumlee (Jr.), 2012	1
Jahlil Okafor (Fr.), 2015	1
Marvin Bagley III (Fr.), 2018	1

## MOST 10-ASSIST GAMES

1. Bobby Hurley (Fr.), 1990	9
Bobby Hurley (Jr.), 1992	9
3. Bobby Hurley (Sr.), 1993	8
4. Bobby Hurley (So.), 1991	7
Jason Williams (Fr.), 2000	7
6. Jason Williams (So.), 2001	5
7. Dick DeVenzio (So.), 1969	4
Quin Snyder (Sr.), 1989	4
Chris Duhon (So.), 2002	4
Chris Duhon (Jr.), 2003	4
Trevon Duval (Fr.), 2018	4
Tre Jones (So.), 2020	4

## MOST 5-BLOCKED SHOT GAMES

1. Shelden Williams (Sr.), 2006	12
2. Shelden Williams (Jr.), 2005	10
3. Shelden Williams (So.), 2004	9
4. Mike Gminski (So.), 1978	7
5. Mike Gminski (Fr.), 1977	6
Mark Williams (So.), 2022	6
7. Mike Gminski (Sr.), 1980	5
Josh McRoberts (So.), 2007	5
Dereck Lively II (Fr.), 2023	5
10. Cherokee Parks (Jr.), 1994	4
Amile Jefferson (Gr.), 2017	4

◆ - NCAA Record; ▲ - ACC Record  
[#] - ACC All-Time Career Ranking

**ATTENDANCE RECORDS**

**SEASON BY TOTAL ATTENDANCE**

	<i>Total Attendance</i>	<i>Season</i>	<i>Games</i>	<i>Average</i>	<i>Note</i>
1.	679,274	2009-10	40	16,982	National Champions
2.	664,147	2014-15	39	17,029	National Champions
3.	650,550	2000-01	39	16,681	National Champions
4.	581,050	1998-99	39	14,899	NCAA Finalist
5.	577,955	1990-91	39	14,819	National Champions
6.	575,478	2018-19	38	15,145	NCAA Elite Eight
7.	555,955	2021-22	39	14,255	NCAA Semifinalist
8.	544,047	1991-92	36	15,112	National Champions
9.	537,381	2003-04	37	14,524	NCAA Final Four
10.	504,777	2010-11	37	13,643	NCAA Sweet 16

**AVERAGE PER GAME**

	<i>Average</i>	<i>Season</i>	<i>Games</i>	<i>Total</i>	<i>Note</i>
1.	17,029	2014-15	39	664,147	National Champions
2.	16,982	2009-10	40	679,274	National Champions
3.	16,681	2000-01	39	650,550	National Champions
4.	15,145	2018-19	38	575,478	NCAA Elite Eight
5.	15,112	1991-92	36	544,047	National Champions
6.	14,899	1998-99	39	581,050	NCAA Finalist
7.	14,819	1990-91	39	577,955	National Champions
8.	14,524	2003-04	37	537,381	NCAA Final Four
9.	14,255	2021-22	39	555,955	NCAA Semifinalist
10.	13,852	2005-06	36	498,659	NCAA Regional Semifinalist

**SINGLE GAME**

	<i>Attendance</i>	<i>Date</i>	<i>Opponent</i>	<i>Result</i>	<i>Arena/City</i>
1.	72,238	4/4/2015	Michigan State	W, 81-61 (National Semifinal)	Lucas Oil Field/Indianapolis, Ind.
2.	71,149	4/6/2015	Wisconsin	W, 68-63 (National Championship)	Lucas Oil Field/Indianapolis, Ind.
3.	71,298	4/3/2010	West Virginia	W, 78-57 (National Semifinal)	Lucas Oil Field/Indianapolis, Ind.
4.	70,930	4/5/2010	Butler	W, 61-59 (National Championship)	Lucas Oil Field/Indianapolis, Ind.
5.	70,602	4/2/2022	North Carolina	L, 77-81 (National Semifinal)	Caesars Superdome/New Orleans, La.
5.	50,379	4/6/1992	Michigan	W, 71-51 (National Championship)	Metrodome/Minneapolis, Minn.
6.	50,379	4/4/1992	Indiana	W, 81-78 (National Semifinal)	Metrodome/Minneapolis, Minn.
7.	47,492	3/28/2010	Baylor	W, 78-71 (Elite Eight)	Reliant Stadium/Houston, Texas
8.	47,100	4/1/1991	Kansas	W, 72-65 (National Championship)	Hoosier Dome/Indianapolis, Ind.

**SINGLE GAME (ON-CAMPUS VENUE)**

	<i>Attendance</i>	<i>Date</i>	<i>Opponent</i>	<i>Result</i>	<i>Arena/City</i>
1.	◆ 35,642	2/23/2019	Syracuse	W, 75-65	JMA Wireless Dome/Syracuse, N.Y.
2.	35,446	2/14/2015	Syracuse	W, 80-72	JMA Wireless Dome/Syracuse, N.Y.
	35,446	2/1/2014	Syracuse	L, 89-91	JMA Wireless Dome/Syracuse, N.Y.
4.	31,803	2/26/2022	Syracuse	W, 97-72	JMA Wireless Dome/Syracuse, N.Y.
5.	31,063	2/18/2023	Syracuse	W, 77-55	JMA Wireless Dome/Syracuse, N.Y.
6.	30,331	2/22/2017	Syracuse	L, 75-78	JMA Wireless Dome/Syracuse, N.Y.

◆ - NCAA Record



Duke defeated Wisconsin in the 2015 National Championship at Lucas Oil Stadium before a crowd of 71,149.

HERE COMES DUKE



**GAME RECORDS**

**POINTS**

1.	▲ Danny Ferry (Sr.) at Miami, 12/10/1988 [1]	58
2.	■ Dick Groat (Sr.) vs. North Carolina, 2/29/1952	48
3.	Dick Groat (Sr.) vs. George Washington, 2/2/1952	46
4.	Jeff Mullins (Sr.) vs. Villanova, 3/13/1964	43
5.	Tate Armstrong (Jr.) vs. Clemson, 2/25/1976	42
6.	Bob Verga (Sr.) vs. Ohio State, 12/29/1966	41
	J.J. Redick (Sr.) vs. Texas, 12/10/2005	41
	J.J. Redick (Sr.) at Georgetown, 1/21/2006	41
9.	Dick Groat (Sr.) at South Carolina, 2/23/1952	40
	Art Heyman (Sr.) vs. North Carolina, 2/23/1963	40
	Tate Armstrong (Jr.) vs. NC State, 2/18/1976	40
	J.J. Redick (Sr.) vs. Virginia, 1/28/2006	40
13.	Art Heyman (Jr.) at South Carolina, 12/13/1961	39
	Bob Verga (Sr.) at Wake Forest, 2/28/1967	39
	Gary Melchionni (Sr.) vs. Maryland, 2/3/1973	39
16.	Bill Riegel (Sr.) at Wake Forest, 2/12/1953	38
	Ronnie Mayer (Sr.) vs. Maryland, 1/13/1956	38
	Art Heyman (Jr.) vs. Maryland, 1/13/1962	38
	Bob Verga (Sr.) vs. Penn State, 1/3/1967	38
	Tate Armstrong (Jr.) at Virginia, 2/11/1976	38
	Jason Williams (Jr.) vs. Kentucky, 12/18/2001	38
	J.J. Redick (Jr.) vs. Wake Forest, 2/20/2005	38

Active, Game: Kyle Filipowski at Virginia Tech, 1/23/23 - 29  
 ACC Play, Game: Tate Armstrong vs. Clemson, 2/25/1976 - 42  
 Southern Conference Play, Game: Dick Groat vs. North Carolina, 2/29/1952 - 48  
 Postseason, Game: Jeff Mullins vs. Villanova, 2/12/1952 - 43  
 ACC Tournament, Game: Bob Verga vs. Virginia, 3/9/1967 - 35;  
 J.J. Redick vs. NC State, 3/12/2005 - 35  
 NCAA Tournament, Game: Jeff Mullins vs. Villanova, 2/13/1964 - 43  
 Cameron Indoor Stadium, Game: Dick Groat vs. N. Carolina, 2/29/1952 - 48  
 Freshman, Game: Zion Williamson vs. Syracuse, 1/14/2019 - 35  
 Sophomore, Game: Bill Riegel at Wake Forest, 2/12/1953 - 38;  
 Jason Williams vs. Kentucky, 12/18/2001 - 38  
 Junior, Game: Tate Armstrong vs. Clemson, 2/26/1976 - 42  
 Senior, Game: Danny Ferry at Miami, 12/10/1988 - 58  
 In a Season Opener: Art Heyman vs. Davidson, 12/1/1962 - 36  
 In a Conference Opener: Luke Kennard at Virginia Tech, 12/31/2016 - 34  
 Off the Bench: Grayson Allen vs. VCU, 11/20/2015 - 30

**FIELD GOALS MADE**

1.	Danny Ferry (Sr.) at Miami, 12/10/1988 [2]	23
2.	■ Dick Groat (Sr.) vs. North Carolina, 2/29/1952	19
	Jeff Mullins (Sr.) vs. Villanova, 3/13/1964 [1-8]	19
4.	Jack Marin (Sr.) vs. Wake Forest, 1/15/1966	18
	Tate Armstrong (Jr.) vs. Clemson, 2/25/1976	18
6.	Gary Melchionni (Sr.) vs. Maryland, 2/3/1973	17
7.	Dick Groat (Sr.) vs. George Washington, 2/2/1952	16
	Dick Groat (Sr.) at South Carolina, 2/23/1952	16
	Art Heyman (Jr.) at South Carolina, 12/13/1961	16
	Bob Verga (Sr.) vs. Ohio State, 12/29/1966	16
	Bob Verga (Sr.) vs. Penn State, 1/3/1967	16
	Randy Denton (Jr.) at Clemson, 2/4/1970	16
	Randy Denton (Jr.) vs. Utah, 3/14/1970	16
	Tate Armstrong (Jr.) vs. Maryland, 2/7/1976	16
	Vince Taylor (Sr.) vs. Clemson, 2/24/1982	16

**MOST FIELD GOALS MADE (NO MISSES)**

1.	▲ Zion Williamson (Fr.) vs. Syracuse, 3/14/2019 [1-1]	13
2.	Carlos Boozer (So.) vs. Portland, 12/19/2000 [6]	11
3.	■ Mike Lewis (Jr.) vs. Penn State, 1/3/1966 [1-7]	10
	■ Mike Gminski (Fr.) vs. Johns Hopkins, 11/30/1976 [1-7]	10
	Christian Laettner (Sr.) vs. Kentucky, 3/28/1992 [1-7]	10
6.	Carroll Youngkin (Sr.) at Virginia, 1/11/1961	9
	Alaa Abdelnaby (Jr.) vs. East Carolina, 11/30/1988	9
	Cherokee Parks (So.) vs. San Francisco, 1/26/1993	9
	Greg Newton (Jr.) vs. Western Carolina, 12/20/1995	9
	Mason Plumlee (Jr.) vs. Lehigh, 3/16/2012	9
	Mark Williams (Fr.) at Georgia Tech, 3/23/2021	9
11.	Pete Kramer (Sr.) vs. Cornell, 11/30/1974	8
	Vince Taylor (Sr.) vs. East Carolina, 12/22/1981	8
	Robert Brickley (So.) vs. North Carolina, 3/6/1988	8
	Alaa Abdelnaby (Jr.) vs. The Citadel, 11/26/1988	8
	Grant Hill (So.) vs. North Carolina, 3/15/1992	8
	Cherokee Parks (So.) vs. Clemson, 1/6/1993	8
	Carlos Boozer (So.) vs. Clemson, 1/7/2001	8
	Lance Thomas (Jr.) vs. Duquesne, 11/28/2008	8
	Mason Plumlee (Sr.) vs. Cornell, 12/19/2012	8
	Jalen Johnson (Fr.) vs. Coppin State, 11/28/2020	8

**FIELD GOALS ATTEMPTED**

1.	■ Dick Groat (Sr.) vs. North Carolina, 2/29/1952	37
2.	Art Heyman (Sr.) vs. North Carolina, 2/23/1963	33
3.	Art Heyman (Jr.) vs. Maryland, 1/13/1962	32
4.	Bob Verga (Jr.) at Wake Forest, 2/22/1966	31
	Bob Verga (Sr.) vs. Penn State, 1/3/1967	31
6.	Art Heyman (So.) vs. South Carolina, 3/3/1961	30
	Art Heyman (Jr.) at South Carolina, 12/13/1961	30
	Art Heyman (Sr.) vs. Loyola-Chicago, 3/22/1963	30
	RJ Barrett (Fr.) vs. Syracuse, 1/14/2019	30
10.	Bob Verga (Sr.) vs. Ohio State, 12/29/1966	29
	Bob Verga (Sr.) at North Carolina, 3/4/1967	29
	Bob Verga (Sr.) vs. Southern Illinois, 3/13/1967	29
	Tate Armstrong (Jr.) vs. Clemson, 2/26/1976	29
	Danny Ferry (Sr.) vs. Seton Hall, 4/1/1989	29

**3-POINT FIELD GOALS MADE**

1.	■ Shane Battier (Sr.) vs. Princeton, 11/14/2000 [1-4]	9
	J.J. Redick (Sr.) vs. Texas, 12/10/2005 [1-4]	9
3.	William Avery (So.) vs. Florida, 12/9/1998	8
	Jason Williams (So.) vs. Temple, 12/2/2000	8
	Jason Williams (Jr.) at Florida State, 1/6/2002	8
	Jason Williams (Jr.) vs. North Carolina, 3/3/2002	8
	J.J. Redick (Jr.) at Florida State, 1/22/2005	8
	J.J. Redick (Sr.) vs. Virginia, 1/28/2006	8
	Kyle Singler (Jr.) vs. Georgia Tech, 2/4/2010	8
	Andre Dawkins (So.) vs. Bradley, 12/8/2010	8

**3-POINT FIELD GOAL ATTEMPTS**

1.	Bobby Hurlley (Sr.) vs. California, 3/20/1993 [1-5]	18
2.	RJ Barrett (Fr.) vs. Syracuse, 1/14/2019 [1-10]	17
3.	■ Jason Williams (Jr.) vs. Temple, 12/5/2001	16
	J.J. Redick (Sr.) vs. Texas, 12/10/2005	16
5.	Jason Williams (Jr.) vs. North Carolina, 3/3/2002	15
	J.J. Redick (Jr.) vs. Georgia Tech, 2/5/2005	15
	Grayson Allen (So.) vs. Notre Dame, 3/10/2016	15
	Grayson Allen (Sr.) vs. Virginia Tech, 2/14/2018	15
	Grayson Allen (Sr.) vs. Louisville, 2/21/2018	15
	Grayson Allen (Sr.) at Virginia Tech, 2/26/2018	15
11.	Shane Battier (Sr.) vs. Maryland, 2/27/2001	14
	Jason Williams (Jr.) at Clemson, 2/2/2002	14
	J.J. Redick (Sr.) at Florida State, 3/1/2006	14
	Andre Dawkins (So.) vs. Bradley, 12/8/2010	14

**3-POINT FIELD GOAL PCT. (MINIMUM 6 ATTEMPTS)**

1.	Luke Kennard (So.) at Wake Forest, 1/28/2017 [1-5]	[6-6]	1.000
2.	Bobby Hurlley (Sr.) vs. Southern Illinois, 3/18/1993	[6-7]	.857
	Trajan Langdon (So.) vs. St. Joseph's, 11/20/1996	[6-7]	.857
	Steve Wojciechowski (Jr.) at North Carolina, 3/2/1997	[6-7]	.857
	J.J. Redick (Fr.) at Georgia Tech, 2/26/2003	[6-7]	.857
	Seth Curry (Sr.) vs. Georgia Tech, 1/17/2013	[6-7]	.857
	Andre Dawkins (Sr.) at Pittsburgh, 1/27/2014	[6-7]	.857
	Matthew Hurt (So.) at NC State, 2/13/2021	[6-7]	.857
8.	Ricky Price (So.) vs. Monmouth, 12/28/1995	[5-6]	.833
	Trajan Langdon (Sr.) vs. Temple, 3/21/1999	[5-6]	.833
	Chris Duhon (Fr.) at Virginia, 2/14/2001	[5-6]	.833
	J.J. Redick (Fr.) vs. Virginia, 1/15/2003	[5-6]	.833
	J.J. Redick (So.) at Maryland, 1/21/2004	[5-6]	.833
	Seth Curry (Sr.) at Virginia Tech, 2/21/2013	[5-6]	.833
	Matt Jones (Jr.) vs. Bryant, 11/14/2015	[5-6]	.833
	Grayson Allen (So.) vs. Georgetown, 11/22/2015	[5-6]	.833
	Grayson Allen (Jr.) vs. North Carolina, 3/10/2017	[5-6]	.833

**3-POINT FIELD GOAL PCT. (MINIMUM 10 ATTEMPTS)**

1.	William Avery (So.) vs. Florida, 12/9/1998	[8-10]	.800
	Jason Williams (So.) vs. Temple, 12/2/2000	[8-10]	.800
	J.J. Redick (Sr.) vs. Virginia, 1/28/2006	[8-10]	.800
	Kyle Singler (Jr.) vs. Georgia Tech, 2/4/2010	[8-10]	.800
5.	Shane Battier (Sr.) vs. Princeton, 11/14/2000	[9-12]	.750
6.	J.J. Redick (Jr.) at Florida State, 1/22/2005	[8-11]	.727
7.	Shane Battier (Jr.) at Clemson, 3/1/2000	[7-10]	.700
	Jason Williams (Jr.) vs. Kentucky, 12/18/2001	[7-10]	.700
	Quinn Cook (Jr.) vs. Mercer, 3/21/2014	[7-10]	.700
	Grayson Allen (So.) at Georgia Tech, 2/2/2016	[7-10]	.700

**FREE THROWS MADE**

1.	Bucky Allen (Jr.) vs. NC State, 1/5/1957 [1-3]	20
2.	Joe Belmont (Jr.) at Penn, 12/16/1955	19
3.	Jim Spanarkel (Jr.) vs. North Carolina, 12/2/1977	18
	Jim Spanarkel (Jr.) vs. NC State, 2/15/1978	18
5.	Dick Groat (Jr.) vs. Davidson, 1/29/1951	17
	Bucky Allen (Jr.) at Clemson, 12/4/1956	17
	Mike Gminski (Jr.) at NC State, 1/21/1979	17
8.	William Riegel (So.) at Wake Forest, 2/12/1953	16
	Ronnie Mayer (Sr.) at Pennsylvania, 12/16/1955	16
	Richie O'Connor (Jr.) vs. Wake Forest, 12/18/1971	16

**MOST FREE THROWS MADE (NO MISSES)**

1.	Dick Groat (Jr.) vs. Davidson, 1/29/1951	17
2.	Gene Banks (Jr.) vs. NC State, 2/28/1980 [1-15]	14
	J.J. Redick (Jr.) vs. Princeton, 1/5/2005 [1-15]	14
	Ryan Kelly (Jr.) vs. Georgia Tech, 1/7/2012 [1-15]	14
5.	Bucky Allen (Jr.) vs. NC State, 2/11/1958	13
	Mike Lewis (Jr.) at Vanderbilt, 12/13/1966	13
	Steve Vandenberg (Sr.) vs. North Carolina, 3/1/1969	13
	Christian Laettner (So.) vs. Maryland, 1/13/1990	13
	Christian Laettner (Sr.) vs. St. John's, 12/5/1991	13
	Elton Brand (So.) vs. NC A&T, 12/20/1998	13
	Jon Scheyer (Jr.) vs. Rhode Island, 11/16/2008	13

**FREE THROW ATTEMPTS**

1.	Joe Belmont (Jr.) at Penn, 12/16/1955 [1-4]	24
	Art Heyman (So.) at Navy, 2/18/1961 [1-4]	24
3.	Bucky Allen (Jr.) vs. NC State, 1/5/1957	23
4.	Ronnie Mayer (Sr.) at Pennsylvania, 12/16/1955	22
	Jim Spanarkel (Jr.) vs. NC State, 2/15/1978	22
6.	Bernie Janicki (Jr.) vs. Maryland, 3/5/1953	21
	Richie O'Connor (Sr.) vs. Wake Forest, 12/18/1971	21
	Jim Spanarkel (Sr.) vs. North Carolina, 12/2/1977	21
9.	Bucky Allen (Jr.) at Clemson, 12/4/1956	20
	Carroll Youngkin (So.) vs. Pittsburgh, 1/31/1959	20
	Art Heyman (Jr.) vs. Wake Forest, 12/30/1961	20
	Mike Gminski (Jr.) at NC State, 1/21/1979	20
	Christian Laettner (Sr.) at Boston U., 1/21/1992	20

**REBOUNDS**

1.	■ Bernie Janicki (So.) vs. North Carolina, 2/29/1952	31
2.	Randy Denton (Sr.) vs. Northwestern, 12/29/1970 [1-17]	25
3.	Art Heyman (Sr.) vs. North Carolina, 2/23/1963	24
	Mike Lewis (Jr.) vs. Wake Forest, 2/21/1967	24
	Paul Schmidt (Sr.) vs. (OT) Wake Forest, 2/15/1968	24
6.	Bob Lakota (So.) vs. Temple, 1/5/1955	23
	Jim Newcome (Sr.) vs. West Virginia, 12/15/1956	23
	Randy Denton (So.) at Davidson, 2/19/1969	23
9.	Mike Lewis (Sr.) vs. NC State, 1/27/1968	22
	Mike Lewis (Sr.) vs. Temple, 2/17/1968	22
	Miles Plumlee (Sr.) vs. Maryland, 2/11/2012	22
12.	Art Heyman (So.) at Georgia Tech, 12/19/1960	21
	Jack Marin (Jr.) vs. Navy, 12/10/1964	21
	Mike Lewis (So.) vs. UCLA, 12/10/1965	21
	Mike Lewis (Sr.) vs. Clemson, 1/9/1968	21
	Randy Denton (So.) vs. South Carolina, 2/8/1969	21
	Randy Denton (Jr.) vs. Kentucky, 12/20/1969	21
	Randy Denton (Jr.) vs. William & Mary, 12/13/1969	21
	Randy Denton (Jr.) vs. Maryland, 2/21/1970	21
	Elton Brand (So.) vs. Fresno State, 11/27/1998	21
	Marvin Bagley III (Fr.) vs. Florida State, 12/30/2017	21
22.	9x; last by Jahil Okafor (Fr.) vs. Elon, 12/15/2014	20

Active, Game: Kyle Filipowski, 2x, last vs. Pittsburgh, 1/11/23 - 15  
 ACC Play, Game: 3x; last by Paul Schmidt vs. Wake Forest, 2/15/1968 - 24  
 Postseason, Game: 2x; last by Randy Denton vs. St. Bonaventure (NIT), 3/27/1971 - 20  
 ACC Tournament, Game: Art Heyman vs. Clemson, 3/2/1962 - 20  
 NCAA Tournament, Game: 2x; last by Shelden Williams vs. Southern, 3/16/2006 - 18  
 Cameron Indoor Stadium, Game: Bernie Janicki vs. UNC, 2/29/1952 - 31  
 Freshman, Game: Marvin Bagley III vs. Florida State, 12/30/2017 - 21  
 Sophomore, Game: Bernie Janicki vs. North Carolina, 2/29/1952 - 31  
 Junior, Game: Mike Lewis vs. Wake Forest, 2/21/1967 - 24  
 Senior, Game: Randy Denton vs. Northwestern, 12/29/1970 - 25

■ - Cameron Indoor Stadium record  
 ▲ - ACC Record  
 [#] - ACC All-Time Individual Game Rank

## GAME RECORDS

## OFFENSIVE REBOUNDS

1. Mike Lewis (Sr.) vs. Wake Forest, 2/21/1967	12
Mike Lewis (Sr.) vs. Wake Forest, 2/14/1968	12
3. Mike Lewis (So.) vs. NC State, 1/29/1966	11
Marshall Plumlee (Gr.) vs. Syracuse, 1/18/2016	11
Marvin Bagley III (Fr.) vs. Florida State, 12/30/2017	11
6. Mike Lewis (So.) vs. UCLA, 12/10/1965	10
Jack Marin (Sr.) vs. Wake Forest, 1/15/1966	10
Elton Brand (So.) at Florida State, 2/17/1999	10
Jabari Parker (Fr.) vs. Florida State, 1/25/2014	10
Jahlil Okafor (Fr.) vs. Elon, 12/15/2014	10

## DEFENSIVE REBOUNDS

1. Danny Ferry (So.) at Maryland, 1/14/1987	17
2. Randy Denton (So.) vs. Wake Forest, 2/12/1969	16
3. Mike Lewis (Sr.) vs. Princeton, 12/19/1967	15
Elton Brand (So.) vs. Fresno State, 11/27/1998	15
Mike Dunleavy (So.) at Clemson, 2/7/2001	15
Shelden Williams (Sr.) vs. Southern, 3/16/2006	15
Jalen Johnson (Fr.) vs. Coppin State, 11/28/2020	15
8. Christian Laettner (So.) at Virginia, 2/8/1990	14
9. Danny Ferry (Sr.) at Harvard, 2/14/1989	13
Grant Hill (Sr.) vs. Arkansas, 4/4/1994	13
Cherokee Parks (Sr.) at Virginia, 2/15/1995	13
Cherokee Parks (Sr.) vs. NC State, 3/9/1995	13
Carlos Boozer (Jr.) vs. Iowa, 11/27/2001	13
Shelden Williams (Sr.) vs. Virginia Tech, 12/4/2005	13
Shelden Williams (Sr.) at Virginia Tech, 1/26/2006	13
Miles Plumlee (Sr.) vs. Maryland, 2/11/2012	13
Mason Plumlee (Sr.) vs. Boston College, 2/24/2013	13
Marvin Bagley III (Fr.) vs. Notre Dame, 3/8/2018	13
RJ Barrett (Fr.) vs. Hartford, 12/5/2018	13
RJ Barrett (Fr.) vs. Syracuse, 1/14/2019	13

## ASSISTS

1. ■ Bobby Hurley (Sr.) vs. Florida State, 2/24/1993 (t-15)	16
2. Bobby Hurley (Sr.) vs. Oklahoma, 1/4/1993	15
Bobby Hurley (Sr.) at NC State, 2/21/1993	15
Bobby Hurley (Sr.) vs. UCLA, 2/28/1993	15
Greg Paulus (Fr.) vs. Valparaiso, 12/18/2005	15
6. Kevin Billermer (So.) at North Carolina, 3/2/1974	14
Tommy Amaker (Jr.) vs. Miami, 2/19/1986	14
Bobby Hurley (So.) vs. LSU, 2/10/1991	14
Chris Duhon (Sr.) vs. Wake Forest, 1/17/2004	14
Quinn Cook (So.) vs. Wake Forest, 1/5/2013	14

Active, Game: Jeremy Roach vs. Virginia Tech, 2/25/23 - 11  
 ACC Play, Game: Bobby Hurley vs. Florida State, 2/24/1993 - 16  
 Postseason, Game: Bobby Hurley vs. Maryland, 3/13/1992 - 13  
 ACC Tournament, Game: Bobby Hurley vs. Maryland, 3/13/1992 - 13  
 NCAA Tournament, Game: Quin Snyder vs. SMU, 3/19/1988 - 12  
 Cameron Indoor Stadium, Game: Bobby Hurley vs. Florida State, 2/24/1993 - 16  
 Freshman, Game: Greg Paulus vs. Valparaiso, 12/18/2005 - 15  
 Sophomore, Game: Kevin Billermer at North Carolina, 3/2/1974 - 14  
 Junior, Game: Tommy Amaker vs. Miami, 2/19/1986 - 14  
 Senior, Game: Bobby Hurley vs. Florida State, 2/24/1993 - 16

## TRIPLE-DOUBLES

1. Art Heyman (Sr.), 1963	1
vs. Virginia, 2/28/1963 (21 points, 18 rebounds, 10 assists)	
Gene Banks (Fr.), 1978	1
vs. Lehigh, 1/9/1978 (13 points, 12 rebounds, 11 assists)	
Shelden Williams (Sr.), 2006	1
vs. Maryland, 1/11/2006 (19 points, 11 rebounds, 10 blocked shots)	
RJ Barrett (Fr.), 2019	1
vs. NC State, 2/16/2019 (23 points, 11 rebounds, 10 assists)	
Wendell Moore Jr. (Jr.), 2022	1
vs. Army West Point, 11/22/2021 (19 points, 10 rebounds, 10 assists)	

## MINUTES PLAYED

1. Howard Hurt (Jr.) vs. Dayton, 12/30/1959	55
2. John Frye (Jr.) vs. Dayton, 12/30/1959	54
3. Chip Engelland (Jr.) vs. Clemson, 2/24/1982	53
4. Vince Taylor (Sr.) vs. Clemson, 2/24/1982	51
5. Randy Denton (Jr.) vs. Virginia Tech, 12/1/1969	49
Dick DeVenzio (Jr.) vs. Virginia Tech, 12/1/1969	49
Tommy Amaker (Fr.) at North Carolina, 3/3/1984	49
Johnny Dawkins (So.) at North Carolina, 3/3/1984	49
Christian Laettner (Jr.) at Arizona, 2/24/1991	49
10. Cherokee Parks (Sr.) vs. North Carolina, 2/2/1995	48

## BLOCKED SHOTS

1. Cherokee Parks (Jr.) vs. Clemson, 3/11/1994 (t-10)	10
■ Shelden Williams (Sr.) vs. Maryland, 1/11/2006 (t-10)	10
3. Mike Gminski (Fr.) at Davidson, 1/5/1977	9
Mike Gminski (So.) vs. NC State, 2/15/1978	9
Mike Gminski (Jr.) at Davidson, 1/2/1979	9
Mike Gminski (Sr.) vs. Wake Forest, 11/30/1979	9
Shelden Williams (Jr.) vs. Virginia, 1/16/2005	9
Shelden Williams (Sr.) vs. Davidson, 11/19/2005	9
9. Mike Gminski (Fr.) vs. Connecticut, 12/14/1976	8
Mike Gminski (Sr.) vs. Vermont, 12/28/1979	8
Shane Battier (Jr.) vs. Kansas, 3/19/2000	8
Shelden Williams (So.) vs. Wake Forest, 1/17/2004	8
Shelden Williams (Sr.) vs. Virginia, 1/28/2006	8
Dereck Lively II (Fr.) vs. North Carolina, 2/4/23	8

Active, Game: Multiple players - 3

ACC Play, Game: Shelden Williams vs. Maryland, 1/11/2006 - 10

Postseason, Game: Cherokee Parks vs. Clemson, 3/11/1994 - 10

ACC Tournament, Game: Cherokee Parks vs. Clemson, 3/11/1994 - 10

NCAA Tournament, Game: Shane Battier vs. Kansas, 3/19/2000 - 8

Cameron Indoor Stadium, Game: Shelden Williams vs. Md., 1/11/2006 - 10

Freshman, Game: Mike Gminski at Davidson, 1/5/1977 - 9

Sophomore, Game: Mike Gminski vs. NC State, 2/15/1978 - 9

Junior, Game: Cherokee Parks vs. Clemson, 3/11/1994 - 10

Senior, Game: Shelden Williams vs. Maryland, 1/11/2006 - 10

## STEALS

1. ▲■ Kenny Dennard (So.) vs. Maryland, 2/3/1979 (1)	11
2. Grant Hill (Jr.) vs. California, 3/20/1993 (t-10)	8
Steve Wojciechowski (Jr.) vs. Vanderbilt, 11/22/1996 (t-10)	8
Quinn Cook (Jr.) vs. UCLA, 12/19/2013 (t-10)	8
5. George Moses (Sr.) vs. Western Kentucky, 12/27/1975	7
George Moses (Sr.) vs. Davidson, 1/27/1976	7
Jim Spanarkel (So.) vs. Lafayette, 1/10/1977	7
Tommy Amaker (Jr.) vs. Old Dominion, 3/15/1986	7
Tommy Amaker (Jr.) vs. Louisville, 3/31/1986	7
Christian Laettner (Sr.) vs. North Carolina, 3/15/1992	7
Shane Battier (Fr.) vs. Davidson, 11/20/1997	7
Mike Dunleavy (Jr.) vs. Maryland, 1/17/2002	7
Sean Dockery (So.) vs. St. John's, 12/6/2003	7
Chris Duhon (Sr.) vs. Fairfield, 1/6/2004	7
Chris Duhon (Sr.) vs. Georgia Tech, 3/3/2004	7
DeMarcus Nelson (So.) vs. Boston U., 11/14/2005	7
David McClure (So.) vs. UNC Greensboro, 1/16/2006	7

Active, Game: Jeremy Roach vs. South Carolina State, 12/14/21 - 5

ACC Play, Game: Kenny Dennard vs. Maryland, 2/3/1979 - 11

Postseason, Game: Grant Hill vs. California, 3/20/1993 - 8

ACC Tournament, Game: Christian Laettner vs. North Carolina, 3/15/1992 - 7

NCAA Tournament, Game: Grant Hill vs. California, 3/20/1993 - 8

Cameron Indoor Stadium, Game: Kenny Dennard vs. Maryland, 2/3/1979 - 11

Freshman, Game: Shane Battier vs. Davidson, 11/20/1997 - 7

Sophomore, Game: Kenny Dennard vs. Maryland, 2/3/1979 - 11

Junior, Game: 3x, last by Quinn Cook vs. UCLA, 12/19/2014 - 8

Senior, Game: 5x, last by Chris Duhon vs. Georgia Tech, 3/3/2004 - 7

## FEWEST FIELD GOAL ATTEMPTS (MIN. 20 POINTS)

1. Ryan Kelly vs. Georgia Tech, 1/7/2012	4	21
(3-4 FG, 1-2 3FG, 14-14 FT)		
2. Richard O'Connor vs. Wake Forest, 12/18/1971	5	24
(4-5 FG, 16-21 FT)		
3. Bobby Joe Harris at Wake Forest, 2/1/1958	6	20
(3-6 FG, 14-16 FT)		
John Smith vs. Davidson, 12/8/1986	6	20
(6-6 FG, 8-9 FT)		
Ryan Kelly at Wake Forest, 1/22/2011	6	20
(6-6 FG, 4-4, 3FG, 4-4 FT)		
6. Trajan Langdon vs. St. Joes, 11/20/1996	7	20
(6-7 FG, 6-7 3FG, 2-2 FT)		
Elton Brand vs. NC A&T, 12/20/1998	7	21
(4-7 FG, 13-13 FT)		
DeMarcus Nelson vs. Albany, 12/17/2007	7	23
(6-7 FG, 4-5 3FG, 7-13 FT)		
Jon Scheyer vs. North Carolina, 3/8/2009	7	24
(7-7 FG, 3-3 3FG, 7-8 FT)		
Seth Curry vs. Michigan State, 11/15/2011	7	20
(4-7 FG, 2-5 3FG, 10-12 FT)		
Luke Kennard vs. North Carolina, 3/10/2017	7	20
(4-7 FG, 2-2 3FG, 10-10 FT)		
<b>Ryan Young vs. Florida State, 12/31/2022</b>	<b>7</b>	<b>20</b>
<b>(7-7 FG, 6-6 FT)</b>		

## FEWEST FIELD GOAL ATTEMPTS (MIN. 30 POINTS)

	FGA	Pts
1. Shane Battier vs. Davidson, 12/21/1999	9	31
(8-9 FG, 3-4 3FG, 12-12 FT)		
2. Christian Laettner vs. Kentucky, 3/28/1992	10	31
(10-10 FG, 1-1 3FG, 10-10 FT)		
Rodney Hood vs. East Carolina, 11/19/2013	10	30
(8-10 FG, 2-2 3FG, 12-12 FT)		
4. Mason Plumlee vs. NC State, 2/7/2013	11	30
(9-11 FG, 12-16 FT)		
5. Chris Collins vs. Iowa, 11/25/1995	12	30
(8-12 FG, 5-7 3FG, 9-12 FT)		
Jason Williams at Temple, 12/2/2000	12	30
(10-12 FG, 8-10 3FG, 2-2 FT)		
J.J. Redick vs. NC State, 3/16/2003	12	30
(7-12 FG, 5-10 3FG, 11-12 FT)		
Shelden Williams at Miami, 1/19/2005	12	30
(11-12 FG, 8-8 FT)		
Kyrie Irving vs. Michigan State, 12/1/2010	12	31
(8-12 FG, 2-3 3FG, 13-16 FT)		
Grayson Allen vs. Georgetown, 11/20/2015	12	32
(9-12 FG, 5-6 3FG, 9-9 FT)		

## FEWEST FIELD GOAL ATTEMPTS (MIN. 40 POINTS)

	FGA	Pts
1. J.J. Redick vs. Virginia, 1/28/2006	13	40
(11-13 FG, 8-10 3FG, 10-11 FT)		
2. J.J. Redick vs. Texas, 12/10/2005	24	40
(13-24 FG, 9-16 3FG, 6-6 FT)		
3. J.J. Redick at Georgetown, 1/21/2006	24	41
(12-24 FG, 6-11 3FG, 11-13 FT)		
4. Danny Ferry at Miami, 12/10/1988	26	58
(23-26 FG, 2-3 3FG, 10-12 FT)		
5. Jeff Mullins vs. Villanova, 3/13/1964	28	43
(19-28 FG, 5-6 FT)		
Tate Armstrong vs. NC State, 2/18/1976	28	40
(14-28 FG, 12-13 FT)		

## HIGHEST POINTS EFFICIENCY (MIN. 30 POINTS)

	Pts	Pos	Pts	Eff
1. Christian Laettner vs. Kentucky, 3/28/1992	31	31	1,000	
(10-10 FG, 1-1 3FG, 10-10 FT)				
2. Shelden Williams at Miami, 1/19/2005	30	32	938	
(11-12 FG, 8-8 FT)				
3. Carlos Boozer at Virginia, 2/28/2002	33	36	917	
(12-13 FG, 9-10 FT)				
4. Shane Battier vs. Davidson, 12/21/1999	31	34	912	
(8-9 FG, 3-4 3FG, 12-12 FT)				
5. Carlos Boozer vs. NC State, 2/14/2002	32	36	889	
(13-14 FG, 6-8 FT)				

Points divided by total possible points if hit every shot

## HIGHEST POINTS EFFICIENCY (MIN. 40 POINTS)

	Pts	Pos	Pts	Eff
1. Danny Ferry at Miami, 12/10/1988	58	67	866	
(23-26 FG, 2-3 3FG, 10-12 FT)				
2. J.J. Redick vs. Virginia, 1/18/2006	40	47	851	
(11-13 FG, 8-10 3FG, 10-11 FT)				
3. Jeff Mullins vs. Villanova, 3/13/1964	43	62	694	
(19-28 FG, 5-6 FT)				
4. Tate Armstrong vs. Clemson, 2/25/1976	42	66	636	
(18-29 FG, 6-8 FT)				
5. J.J. Redick vs. Texas, 12/10/2006	41	70	586	
(13-24 FG, 9-16 3FG, 6-6 FT)				

Points divided by total possible points if hit every shot

## MOST POINTS (100 PCT. EFFICIENCY)

	Pts
1. Christian Laettner vs. Kentucky, 3/28/1992	31
(10-10 FG, 1-1 3FG, 10-10 FT)	
2. Carlos Boozer vs. Clemson, 1/7/2001	25
(8-8 FG, 9-9 FT)	
3. Larry Saunders vs. West Virginia, 2/7/1970	23
(7-7 FG, 9-9 FT)	
4. Carlos Boozer at Portland, 12/19/2000	22
(11-11 FG)	
5. Grant Hill vs. North Carolina, 3/15/1992	20
(8-8 FG, 4-4 FT)	
Ryan Kelly at Wake Forest, 1/22/2011	20
(6-6 FG, 4-4 3FG, 4-4 FT)	
<b>Ryan Young vs. Florida State, 12/31/2022</b>	<b>20</b>
<b>(7-7 FG, 6-6 FT)</b>	

■ - Cameron Indoor Stadium record

▲ - ACC Record

[#] - ACC All-Time Individual Game Rank



**FRESHMAN RECORDS | SEASON**

**POINTS**

	G	Pts	Avg
1. ▲RJ Barrett, 2019 [1]	38	860	22.6
2. Zion Williamson, 2019 [2]	33	746	22.6
3. Marvin Bagley III, 2018 [5]	33	694	21.0
4. Paolo Banchero, 2022	39	671	17.2
5. Jabari Parker, 2014	35	670	19.1
6. Jahliil Okafor, 2015	38	657	17.3
7. Brandon Ingram, 2016	36	624	17.3
8. Gene Banks, 1978	34	581	17.1
9. Luol Deng, 2004	37	558	15.1
10. Vernon Carey Jr., 2020	31	552	17.8

**SCORING AVERAGE**

	G	Pts	Avg
1. ▲RJ Barrett, 2019 [1-1]	38	860	22.6
▲Zion Williamson, 2019 [1-1]	33	746	22.6
3. Marvin Bagley III, 2018 [3]	33	694	21.0
4. Jabari Parker, 2014 [7]	35	670	19.1
5. Johnny Dawkins, 1983 [12]	28	506	18.1
6. Vernon Carey Jr., 2020 [14]	31	552	17.8
7. Jahliil Okafor, 2015 [1-15]	38	657	17.3
Brandon Ingram, 2016 [1-15]	36	624	17.3
9. Paolo Banchero, 2022	39	671	17.2
10. Gene Banks, 1978	34	581	17.1

Minimum 20 games played

**FIELD GOALS MADE**

1. RJ Barrett, 2019	319
2. Zion Williamson, 2019	296
3. Jahliil Okafor, 2015	279
4. Marvin Bagley III, 2018	270
5. Paolo Banchero, 2022	245
6. Gene Banks, 1978	238
7. Jabari Parker, 2014	236
8. Brandon Ingram, 2016	214
9. Luol Deng, 2004	210
10. Johnny Dawkins, 1983	207

**FIELD GOAL ATTEMPTS**

1. RJ Barrett, 2019	702
2. Paolo Banchero, 2022	513
3. Jabari Parker, 2014	499
4. Brandon Ingram, 2016	484
5. Gene Banks, 1978	451
6. Luol Deng, 2004	442
7. Marvin Bagley III, 2018	440
8. Zion Williamson, 2019	435
9. Cam Reddish, 2019	432
10. Kyle Filipowski, 2023	429

**FIELD GOAL PCT.**

	FG	FGA	Pct
1. Christian Laettner, 1989	115	159	.723
2. ▲Zion Williamson, 2019 [1]	296	435	.680
3. Jahliil Okafor, 2015 [2]	279	420	.664
4. Carlos Boozer, 2000	164	267	.614
Marvin Bagley III, 2018 [6]	270	440	.614
6. Josh McRoberts, 2006	115	190	.605
7. Elton Brand, 1998	100	169	.592
8. Vernon Carey Jr., 2020 [9]	199	345	.577
9. Wendell Carter Jr., 2018	179	319	.561
10. Kenny Dennard, 1978	140	254	.551

Minimum 100 field goals made

ACC record is minimum is 5.0 field goals made per game

**3-POINT FIELD GOALS MADE**

1. Gary Trent Jr., 2018	97
2. J.J. Redick, 2003	95
3. Cam Reddish, 2019	89
4. Brandon Ingram, 2016	80
5. Jason Williams, 2000	73
RJ Barrett, 2019	73
7. AJ Griffin, 2022	71
8. Jon Scheyer, 2007	61
9. Trajan Langdon, 1995	59
10. Austin Rivers, 2012	58

**3-POINT FIELD GOAL ATTEMPTS**

1. Cam Reddish, 2019	267
2. Gary Trent Jr., 2018	241
3. J.J. Redick, 2003	238
4. RJ Barrett, 2019	237
5. Jason Williams, 2000	206
6. Brandon Ingram, 2016	195
7. Trevor Keels, 2022	173
8. Luke Kennard, 2016	172
9. Jon Scheyer, 2007	167
10. Austin Rivers, 2012	159
AJ Griffin, 2022	159

**3-POINT FIELD GOAL PCT.**

	3FG	3FGA	Pct
1. Daniel Ewing, 2002	32	70	.457
2. AJ Griffin, 2022	71	159	.447
3. Chris Collins, 1993	37	85	.435
4. Dariq Whitehead, 2023	42	98	.429
5. Trajan Langdon, 1995	59	138	.428
6. Jeff Capel, 1994	32	76	.421
7. Justise Winslow, 2015	46	110	.418
8. Brandon Ingram, 2016	80	195	.410
9. Gary Trent Jr., 2018	97	241	.402
10. J.J. Redick, 2003	95	238	.399

Minimum 30 three-point field goals made

**FREE THROWS MADE**

1. Jabari Parker, 2014	160
2. RJ Barrett, 2019	149
3. Vernon Carey Jr., 2020	146
4. Tyus Jones, 2015	144
5. Paolo Banchero, 2022	137
6. Marvin Bagley III, 2018	131
7. Zion Williamson, 2019	130
<b>Kyle Filipowski, 2023</b>	<b>130</b>
9. Wendell Carter Jr., 2018	124
10. Austin Rivers, 2012	121

**FREE THROW ATTEMPTS**

1. RJ Barrett, 2019	224
2. Vernon Carey Jr., 2020	218
3. Jabari Parker, 2014	214
4. Marvin Bagley III, 2018	209
5. Zion Williamson, 2019	203
6. Jahliil Okafor, 2015	194
7. Paolo Banchero, 2022	188
8. Austin Rivers, 2012	184
9. Brandon Ingram, 2016	170
<b>Kyle Filipowski, 2023</b>	<b>170</b>

**FREE THROW PCT.**

	FT	FTA	Pct
1. ▲J.J. Redick, 2003 [1]	102	111	.919
2. Kyrie Irving, 2011	64	71	.901
3. Tyus Jones, 2015 [2]	144	162	.889
Luke Kennard, 2016	88	99	.889
5. Gary Trent Jr., 2018	85	97	.876
6. Jayson Tatum, 2017	118	139	.849
7. Jon Scheyer, 2007	115	136	.846
8. Taymon Domzalski, 1996	63	77	.818
9. Mark Alarie, 1983	104	128	.813
10. Rasheed Sulaimon, 2013	93	116	.802

Minimum 60 free throws made

ACC record is minimum is 2.5 free throws made per game

**REBOUNDS**

	G	Reb	Avg
1. Marvin Bagley III, 2018	33	366	11.1
2. Wendell Carter Jr., 2018	37	335	9.1
3. Jahliil Okafor, 2015	38	322	8.5
<b>Kyle Filipowski, 2023</b>	<b>36</b>	<b>322</b>	<b>8.9</b>
5. Jabari Parker, 2014	35	306	8.7
6. Paolo Banchero, 2022	39	304	7.8
7. Zion Williamson, 2019	33	293	8.9
8. Gene Banks, 1978	34	292	8.6
9. Mike Gminski, 1977	27	289	10.7
RJ Barrett, 2019	38	289	7.6

**REBOUND AVERAGE**

	G	Reb	Avg
1. Marvin Bagley III, 2018 [3]	33	366	11.1
2. Mike Gminski, 1977 [5]	27	289	10.7
3. Wendell Carter Jr., 2018	37	335	9.1
4. Zion Williamson, 2019	33	293	8.9
<b>Kyle Filipowski, 2023</b>	<b>36</b>	<b>322</b>	<b>8.9</b>
6. Vernon Carey Jr., 2020	31	272	8.8
7. Jabari Parker, 2014	35	306	8.7
8. Gene Banks, 1978	34	292	8.6
9. Jahliil Okafor, 2015	38	322	8.5
10. Paolo Banchero, 2022	39	304	7.8

**ASSISTS**

	G	Ast	Avg
1. Bobby Hurley, 1990 [2]	38	288	7.6
2. Jason Williams, 2000	34	220	6.5
3. Tyus Jones, 2015	39	217	5.6
4. Trevon Duval, 2018	37	207	5.6
5. Tre Jones, 2019	36	192	5.3
6. Greg Paulus, 2006	36	187	5.2
7. Chris Duhon, 2001	39	174	4.5
8. RJ Barrett, 2019	38	164	4.3
9. Tommy Amaker, 1984	34	163	4.8
10. Johnny Dawkins, 1983	28	134	4.8

**ASSISTS PER GAME**

	G	Ast	Avg
1. Bobby Hurley, 1990 [2]	38	288	7.6
2. Jason Williams, 2000	34	220	6.5
3. Tyus Jones, 2015	39	217	5.6
Trevon Duval, 2018	37	207	5.6
5. Tre Jones, 2019	36	192	5.3
6. Greg Paulus, 2006	36	187	5.2
7. Johnny Dawkins, 1983	28	134	4.8
Tommy Amaker, 1984	34	163	4.8
9. Chris Duhon, 2001	39	174	4.5
10. RJ Barrett, 2019	38	164	4.3

**BLOCKED SHOTS**

	G	Blk	Avg
1. Mike Gminski, 1977	27	90	3.3
2. Dereck Lively II, 2023	34	82	2.4
3. Wendell Carter Jr., 2018	37	76	2.1
4. Zion Williamson, 2019	33	59	1.8
5. Jahliil Okafor, 2015	38	54	1.4
6. Shane Battier, 1998	36	53	1.5
7. Shelden Williams, 2003	33	52	1.6
8. Brandon Ingram, 2016	36	49	1.4
Vernon Carey Jr., 2020	31	49	1.6
10. Josh McRoberts, 2006	36	46	1.3

**BLOCKED SHOTS PER GAME**

	G	Blk	Avg
1. Mike Gminski, 1977	27	90	3.3
2. Dereck Lively II, 2023	34	82	2.4
3. Wendell Carter Jr., 2018	37	76	2.1
4. Zion Williamson, 2019	33	59	1.8
5. Shelden Williams, 2003	33	52	1.6
Vernon Carey Jr., 2020	31	49	1.6
7. Shane Battier, 1998	36	53	1.5
8. Jahliil Okafor, 2015	38	54	1.4
Brandon Ingram, 2016	36	49	1.4
Mark Williams, 2021	23	32	1.4

▲ - ACC Freshman Record

[#] - ACC All-Time Freshman Season Rank

## FRESHMAN RECORDS | SEASON

STEALS	G	Stl	Avg
1. Jason Williams, 2000	34	81	2.4
2. Zion Williamson, 2019	33	70	2.1
3. Chris Duhon, 2001	39	77	2.0
4. Tommy Amaker, 1984	34	64	1.9
Tre Jones, 2019	36	68	1.9
6. Bobby Hurley, 1990	38	67	1.8
7. Greg Paulus, 2006	36	56	1.6
Cam Reddish, 2019	36	56	1.6
9. Tyus Jones, 2015	39	59	1.5
Trevon Duval, 2018	37	54	1.5

STEALS PER GAME	G	Stl	Avg
1. Jason Williams, 2000	34	81	2.4
2. Zion Williamson, 2019	33	70	2.1
3. Jim Spanarkel, 1976	23	45	2.0
Chris Duhon, 2001	39	77	2.0
5. Tommy Amaker, 1984	34	64	1.9
Tre Jones, 2019	36	68	1.9
7. Bobby Hurley, 1990	38	67	1.8
8. Greg Paulus, 2006	36	56	1.6
Cam Reddish, 2019	36	56	1.6
10. Elton Brand, 1998	21	32	1.5

ASSIST-TO-TURNOVER RATIO	A	TO	A:TO
1. Tre Jones, 2019	192	53	3.62
2. Tyus Jones, 2015	217	76	2.86
3. Chris Duhon, 2001	174	61	2.85
4. Trevor Keels, 2022	98	45	2.18
<b>5. Tyrese Proctor, 2023</b>	<b>119</b>	<b>58</b>	<b>2.05</b>
6. Trevon Duval, 2018	207	102	2.03
7. Steve Wojciechowski, 1995	81	42	1.93
8. Bobby Hurley, 1990	288	166	1.73
9. Tommy Amaker, 1984	163	101	1.61
10. Jeff Capel, 1994	108	68	1.59
Greg Paulus, 2006	187	118	1.59

minimum 20 games played and 2.0 assist per game

TURNOVERS	
1. Bobby Hurley, 1990	166
2. Jason Williams, 2000	139
3. Gene Banks, 1978	134
4. RJ Barrett, 2019	123
5. Greg Paulus, 2006	118
6. Johnny Dawkins, 1983	103
7. Trevon Duval, 2018	102
8. Tommy Amaker, 1984	101
9. Cam Reddish, 2019	96
10. Jahlil Okafor, 2015	95

DUNKS	
1. Marvin Bagley III, 2018	98
2. Zion Williamson, 2019	72
3. Jahlil Okafor, 2015	64
4. Jabari Parker, 2014	61
5. Wendell Carter Jr., 2018	58
6. Dereck Lively II, 2023	57
7. Josh McRoberts, 2006	51
8. Vernon Carey Jr., 2020	43
9. Carlos Boozer, 2000	40
Paolo Banchemo, 2022	40

CHARGES TAKEN	
1. Shane Battier, 1998	29
2. Bobby Hurley, 1990	24
3. Kyle Singler, 2008	19
4. Robert Brickey, 1987	13
5. Rasheed Sulaimon, 2013	11
Tyus Jones, 2015	11
7. Danny Ferry, 1986	10
Thomas Hill, 1990	10
Mike Dunleavy, 2000	10
Tre Jones, 2019	10

Not an NCAA official stat -- Duke began tracking charges in 1982

GAMES PLAYED	
1. Danny Ferry, 1986	40
2. Corey Maggette, 1999	39
Chris Duhon, 2001	39
Tyus Jones, 2015	39
Justise Winslow, 2015	39
Paolo Banchemo, 2022	39
AJ Griffin, 2022	39
8. Bobby Hurley, 1990	38
Bill McCaffrey, 1990	38
Andre Dawkins, 2010	38
Jahlil Okafor, 2015	38
RJ Barrett, 2019	38

GAMES STARTED	
1. Tyus Jones, 2015	39
Justise Winslow, 2015	39
Paolo Banchemo, 2022	39
4. Bobby Hurley, 1990	38
Jahlil Okafor, 2015	38
RJ Barrett, 2019	38
7. Wendell Carter Jr., 2018	37
Gary Trent Jr., 2018	37
9. Tre Jones, 2019	36
<b>Kyle Filipowski, 2023</b>	<b>36</b>

MINUTES PLAYED	
1. RJ Barrett, 2019	1,341
2. Tyus Jones, 2015	1,322
3. Paolo Banchemo, 2022	1,286
4. Bobby Hurley, 1990	1,268
5. Gary Trent Jr., 2018	1,253
6. Brandon Ingram, 2016	1,246
7. Tommy Amaker, 1984	1,235
8. Tre Jones, 2019	1,230
9. Greg Paulus, 2006	1,163
10. Jason Williams, 2000	1,157

MINUTES PER GAME	G	Min	Avg
1. Tommy Amaker, 1984	34	1,235	36.3
2. Johnny Dawkins, 1983	28	1,002	35.8
3. RJ Barrett, 2019	38	1,341	35.3
4. Mike Gminski, 1977	27	938	34.7
5. Brandon Ingram, 2016	36	1,246	34.6
6. Tre Jones, 2019	36	1,230	34.2
7. Jason Williams, 2000	34	1,157	34.0
8. Tyus Jones, 2015	39	1,322	33.9
Marvin Bagley III, 2018	33	1,118	33.9
Gary Trent Jr., 2018	37	1,253	33.9

DOUBLE-FIGURE SCORING GAMES	
1. RJ Barrett, 2019	38
2. Paolo Banchemo, 2022	37
3. Jahlil Okafor, 2015	35
4. Jabari Parker, 2014	33
5. Marvin Bagley III, 2018	32
Zion Williamson, 2019	32
7. Gene Banks, 1978	31
Luol Deng, 2004	31
Brandon Ingram, 2016	31
<b>Kyle Filipowski, 2023</b>	<b>31</b>

CONSECUTIVE DOUBLE-FIGURE SCORING GAMES	
1. RJ Barrett, 2019 [1]	38
2. Marvin Bagley III, 2018 [2]	30
3. Zion Williamson, 2019 [5]	25
4. Jahlil Okafor, 2015 [7]	24
5. Johnny Dawkins, 1983 [8]	23

DOUBLE-DOUBLES	
1. ▲ Marvin Bagley III, 2018	22
2. Wendell Carter Jr., 2018	16
<b>Kyle Filipowski, 2023</b>	<b>16</b>
4. Vernon Carey Jr., 2020	15
5. Jabari Parker, 2014	14
Gene Banks, 1978	14
Zion Williamson, 2019	14
8. Mike Gminski, 1977	12
Paolo Banchemo, 2022	12
10. Jahlil Okafor, 2015	11

TRIPLE-DOUBLES	
1. Gene Banks, 1978	1
vs. Lehigh, 1/9/1978 (13 points, 12 rebounds, 11 assists)	
RJ Barrett, 2019	1
vs. NC State, 2/16/19 (23 points, 11 rebounds, 10 assists)	

MOST 30-POINT GAMES	
1. ▲ Marvin Bagley III, 2018 [1]	7
2. RJ Barrett, 2019 [2]	6
3. Zion Williamson, 2019 [3]	5
4. J.J. Redick, 2003	2

MOST 25-POINT GAMES	
1. Zion Williamson, 2019	16
2. RJ Barrett, 2019	14
3. Marvin Bagley III, 2018	8
4. Brandon Ingram, 2016	7

MOST 20-POINT GAMES	
1. ▲ RJ Barrett, 2019 [1]	26
2. Zion Williamson, 2019 [2]	23
3. Jabari Parker, 2014 [4]	18
4. Marvin Bagley III, 2018 [5]	17
5. Paolo Banchemo, 2022 [1-7]	15
6. Jahlil Okafor, 2015 [1-9]	14
Brandon Ingram, 2016 [1-9]	14
8. Vernon Carey Jr., 2020 [1-12]	13
9. Gene Banks, 1978	11
10. Mike Gminski, 1977	10

MOST 10-REBOUND GAMES	
1. Marvin Bagley III, 2018	22
2. Wendell Carter Jr., 2018	16
<b>Kyle Filipowski, 2023</b>	<b>16</b>
4. Mike Gminski, 1977	15
Vernon Carey Jr., 2020	15
6. Jabari Parker, 2014	14
Gene Banks, 1978	14
Zion Williamson, 2019	14
9. Paolo Banchemo, 2022	12
10. Jahlil Okafor, 2015	11

MOST 15-REBOUND GAMES	
1. Marvin Bagley III, 2018	8
2. Mike Gminski, 1977	6
3. Jahlil Okafor, 2015	3
Wendell Carter Jr., 2018	3
5. Jabari Parker, 2014	2
Zion Williamson, 2019	2
RJ Barrett, 2019	2
<b>Kyle Filipowski, 2023</b>	<b>2</b>

MOST 10-ASSIST GAMES	
1. Bobby Hurley, 1990	9
2. Jason Williams, 2000	7

MOST 5-BLOCKED SHOTS GAMES	
1. Mike Gminski, 1977	6
2. Dereck Lively II, 2023	5
3. Antonio Lang, 1991	2

▲ - ACC Freshman Record  
[#] - ACC All-Time Freshman Season Rank



**FRESHMAN RECORDS | GAME**

**POINTS**

1. Zion Williamson vs. Syracuse, 1/14/2019 (t-6)	35
2. J.J. Redick vs. Virginia, 1/15/2003 (t-11)	34
Marvin Bagley III vs. Texas, 11/24/11 (t-11)	34
4. Marvin Bagley III vs. Notre Dame, 3/8/2018 (t-17)	33
RJ Barrett vs. Kentucky, 11/6/2018 (t-17)	33
RJ Barrett vs. North Carolina, 2/20/2019 (t-17)	33
7. Marvin Bagley III vs. Florida State, 12/30/2017	32
RJ Barrett at Florida State, 1/12/2019	32
Zion Williamson vs. NC State, 2/16/2019	32
Zion Williamson vs. UCF, 3/24/2019	32
11. Johnny Dawkins at Maryland, 1/15/1983	31
Kyrie Irving vs. Michigan State, 12/1/2010	31
Marvin Bagley III vs. NC State, 1/6/2018	31
Zion Williamson vs. North Carolina, 3/15/2019	31
Vernon Carey Jr. vs. California, 11/21/2019	31
16. J.J. Redick vs. NC State, 3/16/2003	30
Jabari Parker vs. North Carolina, 3/8/2014	30
Jahlil Okafor at Virginia Tech, 2/25/2015	30
Luke Kennard vs. Notre Dame, 1/16/2016	30
Marvin Bagley III vs. Florida, 11/26/2017	30
Marvin Bagley III vs. Wake Forest, 1/13/2018	30
Gary Trent Jr. at Miami, 1/15/2018	30
Marvin Bagley III vs. Virginia, 1/27/2018	30
RJ Barrett vs. Yale, 12/8/2018	30
Zion Williamson at Wake Forest, 1/8/2019	30
RJ Barrett vs. Virginia, 1/19/2019	30
RJ Barrett at Syracuse, 2/23/2019	30

Active, Game: Kyle Filipowski at Virginia Tech, 1/23/23 - 29  
 ACC Play, Game: Zion Williamson vs. Syracuse, 1/14/2019 - 35  
 Postseason, Game: Marvin Bagley III vs. Notre Dame, 3/8/2018 - 33  
 ACC Tournament, Game: Marvin Bagley III vs. Notre Dame, 3/8/2018 - 33  
 NCAA Tournament, Game: Zion Williamson vs. UCF, 3/24/2019 - 32  
 Cameron Indoor Stadium, Game: Zion Williamson vs. Syracuse, 1/14/2019 - 35  
 In a Season Opener: RJ Barrett vs. Kentucky, 11/6/2018 - 33  
 In a Conference Opener: Jahlil Okafor vs. Boston College, 1/3/2015 - 28  
 Off the Bench: Kyrie Irving vs. Arizona, 3/24/2011 - 28

**FIELD GOALS MADE**

1. Marvin Bagley III vs. Notre Dame, 3/8/2018	15
2. RJ Barrett at Syracuse, 2/23/2019	14
3. Mike Gminski at Wake Forest, 1/19/1977	13
Jahlil Okafor at Virginia Tech, 2/25/2015	13
Jahlil Okafor vs. Notre Dame, 3/13/2015	13
Marvin Bagley III vs. Florida State, 12/30/2017	13
Marvin Bagley III vs. Virginia, 1/27/2018	13
RJ Barrett vs. Kentucky, 11/6/2018	13
Zion Williamson at Wake Forest, 1/8/2019	13
Zion Williamson vs. St. John's, 2/2/2019	13
Zion Williamson vs. Syracuse, 3/14/2019	13
Zion Williamson vs. North Carolina, 3/15/2019	13
13. Gene Banks vs. Washington College, 11/29/1977	12
Gene Banks at North Carolina, 2/25/1978	12
Johnny Dawkins vs. Maryland, 2/21/1983	12
Luol Deng vs. North Carolina, 3/6/2004	12
Jabari Parker at Boston College, 2/8/2014	12
Jahlil Okafor vs. Furman, 11/26/2014	12
Jahlil Okafor vs. Toledo, 12/29/2014	12
Jahlil Okafor vs. San Diego State, 3/22/2015	12
Marvin Bagley III vs. Elon, 11/10/2017	12
Marvin Bagley III vs. Texas, 11/24/2017	12
RJ Barrett vs. Stetson, 12/1/2018	12
Zion Williamson vs. Syracuse, 1/14/2019	12
Zion Williamson vs. NC State, 2/16/2019	12
Zion Williamson vs. North Dakota State, 3/22/2019	12
Zion Williamson vs. UCF, 3/24/2019	12

**MOST FIELD GOALS MADE (NO MISSES)**

1. Zion Williamson vs. Syracuse, 3/14/2019	13
2. Mike Gminski vs. Johns Hopkins, 11/30/1976	10
3. Mark Williams at Georgia Tech, 3/2/2021	9
4. Jalen Johnson vs. Coppin State, 11/28/2020	8
5. Carlos Boozer at NC State, 2/19/2000	7
6. Jim Spanarkel at Wake Forest, 2/4/1976	6
Tommy Amaker vs. Massachusetts, 12/12/1983	6
Alaa Abdelnaby at North Carolina, 2/26/1987	6
Christian Laettner vs. Arizona, 2/26/1989	6
Cherokee Parks vs. Harvard, 11/30/1991	6
Wendell Carter Jr. vs. Rhode Island, 3/17/2018	6
Dereck Lively II vs. Virginia Tech, 2/25/2023	6

**FIELD GOALS ATTEMPTED**

1. RJ Barrett at North Carolina, 3/9/2019	27
2. Johnny Dawkins vs. Maryland, 2/21/1983	26
RJ Barrett vs. Kentucky, 11/6/2018	26
Paolo Banchemo vs. North Carolina, 2/10/2022	26
5. RJ Barrett vs. Gonzaga, 11/21/2018	25
6. Mike Gminski at Wake Forest, 1/19/1977	24
Jabari Parker vs. Virginia, 3/16/2014	24
Zion Williamson vs. UCF, 3/24/2019	24
RJ Barrett at Pittsburgh, 1/22/2019	24
10. Marvin Bagley III vs. Notre Dame, 3/8/2018	23
Cam Reddish vs. North Carolina, 2/20/2019	23
RJ Barrett vs. Wake Forest, 3/5/2019	23
Cam Reddish at North Carolina, 3/9/2019	23
Paolo Banchemo at Wake Forest, 3/12/2022	23
15. Gene Banks at La Salle, 1/21/1978	22
Brandon Ingram vs. Virginia, 2/13/2016	22
Jayson Tatum vs. Elon, 12/21/2016	22
RJ Barrett vs. Texas Tech, 12/20/2018	22
RJ Barrett vs. North Carolina, 2/20/2019	22
<b>Kyle Filipowski vs. Clemson, 1/24/2023</b>	<b>22</b>

**3-POINT FIELD GOALS MADE**

1. Cam Reddish vs. Army West Point, 11/11/2018	7
2. Trajan Langdon at North Carolina, 3/4/1995	6
J.J. Redick at Georgia Tech, 2/26/2003	6
Taylor King vs. Eastern Kentucky, 11/25/2007	6
Kyle Singler vs. Maryland, 2/13/2008	6
Andre Dawkins vs. Radford, 11/21/2009	6
Austin Rivers at North Carolina, 2/8/2012	6
Rasheed Sulaimon vs. Maryland, 2/16/2013	6
Luke Kennard vs. NC State, 2/6/2016	6
Jayson Tatum at Virginia, 2/15/2017	6
Gary Trent Jr. at Boston College, 12/9/2017	6
Gary Trent Jr. vs. Wake Forest, 1/13/2018	6
Gary Trent Jr. at Miami, 1/15/2018	6
Gary Trent Jr. vs. Notre Dame, 1/29/2018	6
RJ Barrett at Virginia, 2/9/2019	6
AJ Griffin at Syracuse, 2/26/2022	6

**3-POINT FIELD GOAL ATTEMPTS**

1. RJ Barrett vs. Syracuse, 1/14/2019	17
2. Cam Reddish at Louisville, 2/12/2019	14
3. J.J. Redick at Florida State, 2/2/2003	13
Gary Trent Jr. at Boston College, 12/9/2017	13
5. Cam Reddish vs. North Carolina, 2/20/2019	12
Cam Reddish at North Carolina, 3/9/2019	12
7. J.J. Redick at North Carolina, 3/9/2003	11
J.J. Redick vs. Kansas, 3/27/2003	11
Taylor King vs. Eastern Kentucky, 11/25/2007	11
Andre Johnson vs. Coastal Carolina, 11/16/2009	11
Luke Kennard vs. NC State, 2/6/2015	11
Cam Reddish vs. Boston College, 2/5/2019	11
RJ Barrett vs. North Carolina, 2/20/2019	11
RJ Barrett at North Carolina, 3/9/2019	11
DJ Steward vs. Syracuse, 2/22/2021	11

**3-POINT FIELD GOAL PCT.**

1. AJ Griffin at Louisville, 1/29/2022	[5-of-5] .1000
2. J.J. Redick at Georgia Tech, 2/26/2003	[6-of-7] .857
Jayson Tatum at Virginia, 2/15/2017	[6-of-7] .857
Gary Trent Jr. vs. Wake Forest, 1/13/2018	[6-of-7] .857
5. Chris Duhon at Virginia, 2/14/2001	[5-of-6] .833
J.J. Redick vs. Virginia, 1/15/2003	[5-of-6] .833
7. Trajan Langdon vs. George Washington, 12/6/1994	[4-of-5] .800
Luol Deng vs. Pacific, 11/27/2003	[4-of-5] .800
Greg Paulus at Maryland, 2/11/2006	[4-of-5] .800
Grayson Allen vs. Wake Forest, 3/4/2015	[4-of-5] .800
Luke Kennard vs. Utah State, 11/29/2015	[4-of-5] .800
Gary Trent Jr. vs. Elon, 11/10/2017	[4-of-5] .800
Trevon Duval vs. Iona, 3/15/2018	[4-of-5] .800
Jeremy Roach vs. Syracuse, 2/22/2021	[4-of-5] .800
AJ Griffin at Clemson, 2/10/2022	[4-of-5] .800

Minimum five three-point attempts

**FREE THROWS MADE**

1. Wendell Moore Jr. at Wake Forest, 2/25/2020	15
2. Jahlil Okafor vs. Boston College, 1/3/2015	14
3. Kyrie Irving vs. Michigan State, 12/1/2011	13
4. Rasheed Sulaimon vs. Michigan State, 3/29/2013	12
Tyus Jones at North Carolina, 3/7/2015	12
Luke Kennard vs. Utah, 12/19/2015	12
7. Elton Brand vs. Chaminade, 11/24/1997	11
Elton Brand vs. UNC-Greensboro, 12/3/1997	11
J.J. Redick vs. Virginia, 1/15/2003	11
J.J. Redick vs. NC State, 3/16/2003	11
Jon Scheyer at Miami, 1/14/2007	11
Austin Rivers vs. Virginia Tech, 2/25/2012	11
<b>Kyle Filipowski vs. Pittsburgh, 1/11/2023</b>	<b>11</b>

**MOST FREE THROWS MADE, NO MISSES**

1. Tyus Jones at North Carolina, 3/7/2015	12
2. J.J. Redick vs. Virginia, 1/15/2003	11
Jon Scheyer at Miami, 1/14/2007	11
4. Bobby Hurley at Northwestern, 12/2/1989	10
Tyus Jones at St. John's, 1/25/2015	10
6. Bill McCaffrey vs. Canisius, 11/29/1989	9
Tyus Jones vs. Toledo, 12/29/2014	9
Luke Kennard at Wake Forest, 1/6/2016	9
9. Jay Bilas at Wake Forest, 2/19/1983	8
Bobby Hurley vs. Clemson, 1/31/1990	8
J.J. Redick at Clemson, 1/5/2003	8
Kyle Singler vs. Marquette, 11/21/2007	8
Jayson Tatum vs. Florida, 12/6/2016	8
Wendell Carter Jr. at St. John's, 2/3/2018	8
Tre Jones vs. Syracuse, 3/14/2019	8
<b>Jeremy Roach at Virginia Tech, 1/12/2021</b>	<b>8</b>

**FREE THROW ATTEMPTS**

1. Austin Rivers vs. Virginia Tech, 2/25/2012	17
Jahlil Okafor vs. Boston College, 1/3/2015	17
3. Elton Brand vs. Chaminade, 11/24/1997	16
Kyrie Irving vs. Michigan State, 12/1/2010	16
Wendell Moore Jr. at Wake Forest, 2/25/2020	16
Paolo Banchemo vs. Georgia Tech, 1/4/2022	16
7. Grant Hill vs. Notre Dame, 11/23/1990	14
Shelden Williams vs. Army, 11/23/2002	14
Rasheed Sulaimon vs. Maryland, 2/16/2013	14
Zion Williamson vs. Syracuse, 1/14/2019	14
Zion Williamson vs. Virginia, 1/19/2019	14
RJ Barrett vs. Wake Forest, 3/5/2019	14

**REBOUNDS**

1. Marvin Bagley III vs. Florida State, 12/30/2017 (t-4)	21
2. Jahlil Okafor vs. Elon, 12/15/2014 (t-6)	20
3. Jalen Johnson vs. Coppin State, 11/28/2020	19
Mark Williams vs. Louisville, 3/10/2021	19
5. Mike Gminski vs. Clemson, 1/12/1977	17
Gene Banks vs. Wake Forest, 1/18/1978	17
Shelden Williams vs. Florida State, 3/6/2003	17
Jahlil Okafor at Notre Dame, 1/28/2015	17
Marvin Bagley III vs. Notre Dame, 3/8/2018	17
Zion Williamson vs. Boston College, 2/5/2019	17
Vernon Carey Jr. at Syracuse, 2/1/2020	17
12. Mike Gminski vs. Rice, 12/30/1976	16
Mike Gminski at Duquesne, 1/31/1977	16
Mike Gminski vs. Clemson, 3/3/1977	16
Kenny Dennard at La Salle, 1/21/1978	16
Luol Deng vs. Maryland, 3/14/2004	16
Jabari Parker at Boston College, 2/8/2014	16
Wendell Carter Jr. vs. Florida State, 12/30/2017	16
Marvin Bagley III vs. North Carolina, 2/8/2018	16
Zion Williamson vs. Army West Point, 11/11/2018	16
RJ Barrett vs. Syracuse, 1/14/2019	16

Active, Game: Kyle Filipowski, 2x, last vs. Pittsburgh, 1/11/23 - 15  
 ACC Play, Game: Marvin Bagley III vs. Florida State, 12/30/2017 - 21  
 ACC Tournament, Game: Mark Williams vs. Louisville, 3/10/2021 - 19  
 NCAA Tournament, Game: Elton Brand vs. Syracuse, 3/20/1998 - 14;  
 RJ Barrett vs. North Dakota State, 3/22/2019 - 14;  
 Zion Williamson vs. Michigan State, 3/31/2019 - 14  
 Cameron Indoor Stadium, Game: Jalen Johnson vs. Coppin State, 11/28/2020 - 19

▲ - ACC Freshman Record  
 [#] - ACC All-Time Freshman Individual Game Rank

## FRESHMAN RECORDS | GAME

## OFFENSIVE REBOUNDS

1. Marvin Bagley III vs. Florida State, 12/30/2017	11
2. Jabari Parker vs. Florida State, 1/25/2014	10
Jahlil Okafor vs. Elon, 12/15/2014	10
4. Kyle Singler vs. Princeton, 11/19/2007	9
Marvin Bagley III at Pittsburgh, 1/10/2018	9
6. Kenny Dennard at La Salle, 1/21/1978	8
Elton Brand vs. Syracuse, 3/20/1998	8
Carlos Boozer vs. Kansas, 3/19/2000	8
Jahlil Okafor vs. Miami, 1/13/2015	8
Brandon Ingram vs. Georgia Southern, 12/15/2015	8

## DEFENSIVE REBOUNDS

1. Jalen Johnson vs. Coppin State, 11/28/2020	15
2. Marvin Bagley III vs. Notre Dame, 3/8/2018	13
RJ Barrett vs. Hartford, 12/5/2018	13
RJ Barrett vs. Syracuse, 1/14/2019	13
5. Luol Deng vs. Maryland, 3/14/2004	12
Josh McRoberts vs. George Washington, 3/18/2006	12
Jahlil Okafor at Notre Dame, 1/28/2015	12
Justise Winslow vs. Clemson, 2/21/2015	12
Wendell Carter Jr. at Miami, 1/15/2018	12
Wendell Carter Jr. vs. Virginia, 1/27/2018	12
RJ Barrett vs. St. John's, 2/2/2019	12
Mark Williams vs. Louisville, 3/10/2021	12

## ASSISTS

1. Greg Paulus vs. Valparaiso, 12/18/2005 (t-5)	15
2. Bobby Hurley vs. Georgia Tech, 1/28/1990	13
Bobby Hurley at NC State, 2/21/1990	13
Jason Williams vs. Virginia, 2/5/2000	13
Jason Williams vs. St. John's, 2/26/2000	13
Chris Duhon vs. NC A&T, 12/30/2000	13
7. Jim Spanarkel vs. East Carolina, 12/10/1975	12
Bobby Hurley vs. NC State, 1/24/1990	12
Chris Duhon at Temple, 12/2/2000	12
Tyus Jones at Florida State, 2/9/2015	12
Trevon Duval vs. Utah Valley, 11/11/2017	12

Active, Game: Tyrese Proctor vs. Pittsburgh, 3/9/2023 - 10

ACC Play, Game: Bobby Hurley vs. Georgia Tech, 1/28/1990 - 13;

Bobby Hurley at NC State, 2/21/1990 - 13; Jason Williams vs. Virginia, 2/5/2000 - 13

Postseason, Game: Jason Williams vs. Wake Forest, 3/11/2000 - 11;

RJ Barrett vs. Virginia Tech, 3/29/2019 - 11

ACC Tournament, Game: Jason Williams vs. Wake Forest, 3/11/2000 - 11

NCAA Tournament, Game: RJ Barrett vs. Virginia Tech, 3/29/2019 - 11

Cameron Indoor Stadium, Game: Greg Paulus vs. Valparaiso, 12/18/2005 - 15

## BLOCKED SHOTS

1. Mike Gminski at Davidson, 1/5/1977	9
2. Mike Gminski vs. Connecticut, 12/14/1976	8
Dereck Lively II vs. North Carolina, 2/4/2023	8
4. Mike Gminski vs. Johns Hopkins, 11/30/1976	7
Mike Gminski at Tennessee, 12/7/1976	7
Vernon Carey Jr. at Syracuse, 2/1/2020	7
7. Antonio Lang vs. East Carolina, 11/26/1990	6
Antonio Lang vs. Michigan, 12/8/1990	6
Shelden Williams vs. Maryland, 2/19/2003	6
Jabari Parker vs. East Carolina, 11/19/2013	6
Brandon Ingram vs. Virginia Tech, 1/9/2016	6
Wendell Carter Jr. vs. Southern, 11/17/2017	6
Zion Williamson vs. Army West Point, 11/11/2018	6
Dereck Lively II vs. Oral Roberts, 3/16/2023	6

Active, Game: Mark Mitchell at Boston College, 1/7/2023; Kyle Filipowski, 2x, last at Boston College, 1/7/2023 - 3

ACC Play, Game: 3x, last by Wendell Carter Jr. vs. Southern, 11/17/2017 - 6

Postseason, Game: 3x; last by Wendell Carter Jr. vs. North Carolina, 3/7/2018 - 4

ACC Tournament, Game: Luol Deng vs. Virginia, 3/12/2004 - 4;

Wendell Carter Jr. vs. North Carolina, 3/7/2018 - 4

NCAA Tournament, Game: Josh McRoberts vs. Southern, 3/16/2006 - 4

Cameron Indoor Stadium, Game: Mike Gminski vs. Johns Hopkins, 11/30/1976 - 7;

Vernon Carey Jr. vs. Stephen F. Austin, 11/26/2019 - 7

## STEALS

1. Shane Battier vs. Davidson, 11/20/1997 (t-2)	7
2. Tommy Amaker vs. Appalachian State, 1/11/1984	6
Grant Hill vs. Iowa, 3/16/1991	6
Jason Williams vs. DePaul, 12/4/1999	6
Chris Duhon vs. Illinois, 11/28/2000	6
Justise Winslow vs. Wake Forest, 3/4/2015	6
Trevon Duval vs. Michigan State, 11/14/2017	6
Tre Jones vs. Texas Tech, 12/20/2018	6
Tre Jones vs. Miami, 3/2/2019	6
Trevor Keels vs. Army West Point, 11/12/2021	6

Active, Game: Kyle Filipowski, 2x, last vs. Oral Roberts, 3/16/2023 - 4

ACC Play, Game: Justise Winslow vs. Wake Forest, 3/4/2015 - 6;

Tre Jones vs. Miami, 3/2/2019 - 6

Postseason, Game: Grant Hill vs. Iowa, 3/16/1991 - 6

ACC Tournament, Game: Greg Paulus vs. Boston College, 3/12/2006 - 5;

Chris Duhon vs. Maryland, 3/10/2001 - 5;

Christian Laettner vs. Wake Forest, 3/10/1989 - 5;

Zion Williamson vs. Syracuse, 3/14/2019 - 5

NCAA Tournament, Game: Grant Hill vs. Iowa, 3/16/1991 - 6

Cameron Indoor Stadium, Game: Shane Battier vs. Davidson, 11/20/1997 - 7

## TRIPLE-DOUBLES

1. Gene Banks, 1978	1
vs. Lehigh, 1/9/1978 (13 points, 12 rebounds, 11 assists)	
RJ Barrett, 2019	1
vs. NC State, 2/16/19 (23 points, 11 rebounds, 10 assists)	

## MINUTES PLAYED

1. Tommy Amaker at North Carolina, 3/3/1984	49
2. Todd Anderson vs. Clemson, 2/24/1982	46
3. Tommy Amaker vs. Wake Forest, 2/18/1984	45
Jason Williams vs. DePaul, 12/4/1999	45
Tyus Jones at Virginia Tech, 2/25/2015	45
RJ Barrett vs. Syracuse, 1/14/2019	45
7. Jim Spanarkel vs. Wake Forest, 1/21/1976	44
Tommy Amaker vs. Georgia Tech, 3/9/1984	44
Jon Scheyer vs. Virginia Tech, 1/6/2007	44
Marvin Bagley III vs. Kansas, 3/25/2018	44
Gary Trent Jr. vs. Kansas, 3/25/2018	44
Zion Williamson vs. Syracuse, 1/14/2019	44
13. Bobby Hurley vs. Connecticut, 3/24/1990	43
Bobby Hurley vs. NC State, 1/24/1990	43
Jason Williams at North Carolina, 2/3/2000	43
Luol Deng vs. Maryland, 3/14/2004	43
Jon Scheyer vs. NC State, 3/8/2007	43
Austin Rivers vs. Miami, 2/5/2012	43
Tyus Jones vs. North Carolina, 2/18/2015	43
Trevon Duval vs. Kansas, 3/25/2018	43

## FEWEST FIELD GOAL ATTEMPTS (MINIMUM 20 POINTS) FG Pts

1. Jon Scheyer at Miami, 1/14/2007	8	25
(5-8 FG, 4-6 3FG, 11-11 FT)		
Wendell Moore Jr. at Wake Forest, 2/25/2020	8	25
(5-8 FG, 0-1 3FG, 15-16 FT)		
3. Elton Brand vs. Chaminade, 11/24/1997	9	23
(6-9 FG, 11-16 FT)		
Elton Brand vs. UNC-Greensboro, 12/3/1997	9	23
(6-9 FG, 11-13 FT)		
Corey Maggette vs. UNC-Greensboro, 12/30/1998	9	22
(6-9 FG, 3-5 3FG, 7-8 FT)		
Andre Dawkins vs. Radford, 11/21/2009	9	20
(7-9 FG, 6-8 3FG)		
Rasheed Sulaimon vs. Creighton, 3/24/2013	9	21
(5-9 FG, 3-5 3FG, 8-10 FT)		
Luke Kennard vs. Utah State, 11/29/2015	9	22
(7-9 FG, 4-5 3FG, 4-5 FT)		
Luke Kennard vs. Utah, 12/19/2015	9	24
(5-9 FG, 2-5 3FG, 12-13 FT)		
Jayson Tatum vs. Boston College, 1/7/2017	9	21
(6-9 FG, 1-2 3FG, 9-10 FT)		
Wendell Carter Jr. vs. Southern, 11/17/2017	9	20
(7-9 FG, 1-1 3FG, 5-7 FT)		
Wendell Carter Jr. at Wake Forest, 1/23/2018	9	23
(6-9 FG, 1-2 3FG, 10-13 FT)		
Mark Williams at Georgia Tech, 3/2/2021	9	20
(9-9 FG, 2-7 FT)		

## FEWEST FIELD GOAL ATTEMPTS (MIN. 30 POINTS) FG Pts

1. Kyrie Irving vs. Michigan State, 12/1/2010	12	31
(8-12 FG, 2-3 3FG, 13-16 FT)		
J.J. Redick vs. NC State, 3/16/2003	12	30
(7-12 FG, 5-10 3FG, 11-12 FT)		
3. J.J. Redick vs. Virginia, 1/15/2003	13	34
(9-13 FG, 5-6 3FG, 11-11 FT)		
4. Marvin Bagley III at NC State, 1/6/2018	14	31
(11-14 FG, 0-1 3FG, 9-11 FT)		
5. Luke Kennard vs. Notre Dame, 1/16/2016	15	30
(10-15 FG, 4-6 3FG, 6-7 FT)		
6. Johnny Dawkins at Maryland, 1/15/1983	16	31
(11-16 FG, 4-6 3FG, 5-8 FT)		
Zion Williamson at Wake Forest, 1/8/2019	16	30
(13-16 FG, 3-4 3FG, 1-1 FT)		
Zion Williamson vs. NC State, 2/16/2019	16	32
(12-16 FG, 0-1 3FG, 8-13 FT)		

## MOST POINTS (100 PCT. EFFICIENCY)

1. Josh McRoberts vs. Wake Forest, 2/14/2006	16
(5-5 FG, 1-1 3FG, 5-5 FT)	
2. Kenny Dennard vs. Wake Forest, 12/3/1977	15
(5-5 FG, 5-5 FT)	
3. Mike Dunleavy vs. Clemson, 1/29/2000	13
(5-5 FG, 3-3 3FG)	
Dereck Lively II vs. Virginia Tech, 2/25/2023	13
(6-6 FG, 1-1 FT)	
Greg Paulus vs. Seton Hall, 11/16/2005	12
(4-4 FG, 2-2 3FG, 2-2 FT)	
Andre Dawkins at Wisconsin, 12/2/2009	12
(4-4 FG, 4-4 3FG)	

## POINTS OFF THE BENCH

1. Kyrie Irving vs. Arizona, 3/24/2011	28
2. Taylor King vs. Eastern Kentucky, 11/25/2007	27
Grayson Allen vs. Wake Forest, 3/5/2015	27
4. Luke Kennard vs. NC State, 2/6/2016	26
5. Luol Deng vs. North Carolina, 3/6/2004	25
Vernon Carey Jr. vs. North Carolina, 3/7/2020	25
7. Gordon Carver at Washington & Lee, 2/9/1943	24
Shavlik Randolph vs. Butler, 1/30/2003	24
Luke Kennard vs. Utah, 12/19/2015	24
10. Luke Kennard at Wake Forest, 1/6/2016	23

▲ - ACC Freshman Record

[#] - ACC All-Time Freshman Individual Game Rank



**TEAM SEASON RECORDS**

**RECORD IN SEASON OPENERS**

Overall	[771] 91-27
ACC Openers	[743] 52-18

**30-PLUS WIN SEASONS**

16	(1986, 1991, 1992, 1998, 1999, 2001, 2002, 2004, 2006, 2009, 2010, 2011, 2013, 2015, 2019, 2022)
----	--

**20-PLUS WIN SEASONS**

57	(last 27-9 in 2022-23)
----	------------------------

**MOST VICTORIES**

<b>Two-Year Period</b>	
1. 1998-99	69-6
2. 2010-11	67-10
3. 1991-92	66-9
1999-00	66-7
2001-02	66-8

**Three-Year Period**

1. ▲ 1999-01	101-11
2. 1998-00	98-11
3. 2009-11	97-17
4. 2000-02	95-13
1990-92	95-18

**Four-Year Period**

1. ◆ 1998-01	133-15
2. 1999-02	132-15
3. 2008-11	125-23
4. 2009-12	124-24
2010-13	124-23

**HIGHEST WINNING PCT.**

1. 1998-99	[37-2] .949
2. 1991-92	[34-2] .944
3. 1985-86	[37-3] .925
4. 1941-42	[22-2] .916
5. 1962-63	[27-3] .900

**Two-Year Period**

1. 1998-99	[69-6] .920
2. 1999-00	[66-7] .904
3. 2001-02	[66-8] .892
4. 1991-92	[66-9] .880
5. 2000-01	[64-9] .877

**Three-Year Period**

1. 1999-01	[101-11] .902
2. 1998-00	[98-11] .899
3. 2000-02	[95-13] .880
4. 1997-99	[93-15] .861
5. 2001-03	[92-15] .859

**Four-Year Period**

1. 1998-01	[133-15] .899
2. 1999-02	[132-15] .898
3. 1997-00	[122-20] .859
4. 2000-03	[121-20] .858
5. 2001-04	[123-21] .854

**LOWEST WINNING PCT.**

1. 1921-22	[6-12] .333
1924-25	[4-8] .333
3. 1981-82	[10-17] .370
4. 1973-74	[10-16] .384
5. 1982-83	[11-17] .393

**MOST GAMES PLAYED**

1. 1985-86	40
2009-10	40
3. 1990-91	39
1998-99	39
2000-01	39
2014-15	39
2021-22	39

**MOST REGULAR SEASON GAMES**

1. 16x, last 2022-23	31
----------------------	----

**MOST VICTORIES**

1. ▲ 1985-86 [t-1]	37-3
▲ 1998-99 [t-1]	37-2
3. 2009-10 [t-4]	35-5
2000-01 [t-4]	35-4
2014-15 [t-4]	35-4
6. 1991-92 [t-8]	34-2
7. 1990-91	32-7
1997-98	32-4
2005-06	32-4
2010-11	32-5
2018-19	32-6
2021-22	32-7

**MOST ACC VICTORIES**

1. 1998-99 [t-2]	16-0
2021-22 [t-2]	16-4
2. 1997-98 [t-9]	15-1
1999-2000 [t-9]	15-1
2014-15 [t-9]	15-3
2019-20 [t-9]	15-5
5. 1962-63	14-0
1991-92	14-2
2005-06	14-2
2012-13	14-4
2018-19	14-4
2022-23	14-6

**HIGHEST ACC WINNING PCT.**

1. ▲ 1998-99 [t-1]	[16-0] 1.000
1962-63 [t-1]	[14-0] 1.000

**MOST LOSSES**

1. 1994-95	13-18
2. 1981-82	10-17
1982-83	11-17
4. 1973-74	10-16
5. 1949-50	15-15

**MOST ACC LOSSES**

1. 1994-95	2-14
2. 1982-83	3-11
3. 1973-74	2-10
1974-75	2-10
1976-77	2-10
1981-82	4-10

**FEWEST VICTORIES**

1. 1905-06	2-3
1907-08	2-3
3. 1906-07	4-2
1909-10	4-4
1910-11	4-3
1924-25	4-8
1926-27	4-10

**FEWEST ACC VICTORIES**

1. 1973-74	2-10
1974-75	2-10
1976-77	2-10
1994-95	2-14
5. 1982-83	3-11
1975-76	3-9

**FEWEST LOSSES**

1. 1908-09	8-1
1911-12	6-1
3. 1906-07	4-2
1929-30	18-2
1941-42	22-2
1991-92	34-2
1998-99	37-2

**FEWEST ACC LOSSES**

1. ▲ 1962-63	14-0
▲ 1998-99	16-0
3. 1953-54	9-1
1963-64	13-1
1997-98	15-1
1999-00	15-1

**CONSECUTIVE WINNING SEASONS**

1. 1995-96 - Present	28
2. 1950-51 - 1971-72	22
3. 1927-28 - 1937-38	11
1983-84 - 1993-94	11
5. 1916-17 - 1920-21	5
1976-77 - 1980-81	5

**CONSECUTIVE NON-LOSING SEASONS**

1. 1939-40 - 1971-72	33
2. 1995-96 - Present	28
3. 1927-28 - 1937-38	11
1983-84 - 1993-94	11
5. 1908-09 - 1914-15	7

**LONGEST WINNING STREAK**

1. Dec. 2, 1998 - March 27, 1999 [3]	32
2. March 6, 2010 - Jan. 9, 2011 [6]	<sup>1</sup> 25
3. March 14, 1991 - Feb. 1, 1992 [t-7]	<sup>2</sup> 23
Feb. 26, 1992 - Jan. 6, 1993 [t-7]	<sup>3</sup> 23
5. March 4, 2001 - Jan. 2, 2002 [10]	<sup>4</sup> 22
6. Jan. 25, 1986 - March 29, 1986 [t-11]	21
7. Dec. 28, 1962 - March 16, 1963 [14]	20
8. Nov. 20, 1999 - Feb. 5, 2000	18
Dec. 3, 2003 - Feb. 11, 2004	18
10. Nov. 14, 2005 - Jan. 18, 2006	17

<sup>1</sup> - Last 10 of 2009-10 and first 15 of 2010-11

<sup>2</sup> - Last six of 1990-91 and first 17 of 1991-92

<sup>3</sup> - Last 13 of 1991-92 and first 10 of 1992-93

<sup>4</sup> - Last 10 of 2000-01 and first 12 of 2001-02

**ACC WINNING STREAK**

1. ▲ Feb. 8, 1998 - Feb. 9, 2000 [1]	31
2. Feb. 19, 1962 - Feb. 18, 1964 [3]	26
3. Dec. 4, 2005 - Feb. 22, 2006 [t-7]	14
4. Dec. 18, 1965 - Feb. 22, 1966	11
5. Feb. 27, 1991 - Feb. 5, 1992	10
Jan. 15, 2011 - Feb. 20, 2011	10

**ACC HOME WINNING STREAK**

1. Dec. 12, 1960 - Jan. 9, 1965	29
2. Jan. 18, 1997 - Feb. 9, 2000	26
3. Dec. 2, 2001 - Feb. 22, 2004	22
4. Feb. 22, 2009 - Jan. 19, 2012	20
5. Jan. 5, 2013 - Jan. 3, 2015	19

**ACC ROAD WINNING STREAK**

1. ▲ Feb. 8, 1998 - Feb. 14, 2001	24
2. Feb. 19, 1962 - Feb. 18, 1964	14
3. Jan. 7, 2012 - Feb. 28, 2012	8
Jan. 29, 2021 - Dec. 20, 2022	8
5. Jan. 8, 2006 - Feb. 22, 2006	7
Jan. 8, 2019 - Feb. 23, 2019	7
6. Feb. 29, 1964 - Feb. 23, 1965	6
Feb. 1, 1986 - Jan. 21, 1987	6

**HOME COURT WINNING STREAK**

1. ▲ Jan. 13, 1997 - Feb. 9, 2000	46
2. Feb. 22, 2009 - Jan. 19, 2012	45
3. Nov. 25, 2002 - Feb. 26, 2004	41
Nov. 9, 2012 - Jan. 3, 2015	41
5. Nov. 14, 1990 - Jan. 17, 1993	36

**NON-ACC HOME WIN STREAK**

1. Nov. 14, 2000 - Nov. 26, 2019	150
2. Feb. 2, 1983 - Dec. 2, 1995	95
3. Dec. 11, 1996 - Feb. 26, 2000	24
4. Dec. 2, 1973 - Dec. 3, 1975	18
Dec. 10, 1975 - Feb. 10, 1979	18

**MOST WINS TO OPEN SEASON**

1. 1991-92	17
2005-06	17
3. 1985-86	16
4. 2004-05	15
2010-11	15
2012-13	15
7. 2014-15	14
8. 1935-36	13
1988-89	13
10. 5x; last in 2002-03	12

**LONGEST LOSING STREAK**

1. Feb. 13, 1922 - March 1, 1922	8
2. Feb. 2, 1939 - Feb. 16, 1939	7
3. Jan. 17, 1925 - Feb. 7, 1925	6
Jan. 4, 1995 - Jan. 21, 1995	6
5. 8x, last Feb. 16, 1977 - March 3, 1977	5

**LONGEST ACC LOSING STREAK**

1. Jan. 4, 1995 - Feb. 4, 1995	9
2. Jan. 19, 1974 - Feb. 6, 1974	5
Jan. 24, 1976 - Feb. 18, 1976	5
Feb. 5, 1983 - Feb. 23, 1983	5
5. 10x, last Feb. 1, 2007 - Feb. 11, 2007	4

**MOST POINTS**

1. ▲ 1998-99	[39 games] 3,581
2. 2000-01	[39 games] 3,538
3. 1990-91	[39 games] 3,421
4. 1989-90	[38 games] 3,386
5. 1985-86	[40 games] 3,194

**MOST POINTS ALLOWED**

1. 1989-90	[38 games] 2,910
2. 1990-91	[39 games] 2,864
3. 2000-01	[39 games] 2,750
4. 1985-86	[40 games] 2,689
5. 2021-22	[39 games] 2,643

**HIGHEST SCORING AVERAGE**

1. 1964-65	92.4
2. 1998-99	91.8
3. 2000-01	90.7
4. 1989-90	89.1
5. 2001-02	88.9

**HIGHEST OPPONENT SCORING AVG.**

1. 1975-76	85.0
2. 1982-83	83.7
3. 1974-75	81.5
4. 1968-69	79.4
5. 1964-65	77.8

▲ - ACC Record

◆ - NCAA Record

■ - ACC Record for a conference game

[#] - ACC All-Time Team Ranking

# TEAM SEASON RECORDS

## BEST SCORING DEFENSE (SINCE 1951)

1.	2009-10	61.0
2.	2006-07	62.0
3.	1959-60	63.2
4.	2022-23	63.6
5.	1997-98	64.1

## HIGHEST AVG. SCORING MARGIN

1.	▲ 1998-99	24.7
2.	1997-98	21.5
3.	2000-01	20.2
4.	2001-02	19.7
5.	1988-89	16.7

## MOST FIELD GOALS MADE

1.	1985-86	1,245
2.	1998-99	1,244
3.	1990-91	1,227
4.	2000-01	1,217
5.	1989-90	1,171

## MOST FIELD GOALS ALLOWED

1.	1989-90	1,115
2.	1990-91	1,087
3.	1985-86	1,082
4.	1991-92	1,033
5.	2000-01	1,028

## MOST FIELD GOAL ATTEMPTS

1.	2000-01	2,530
2.	1950-51	2,514
3.	1985-86	2,429
4.	1998-99	2,422
5.	2018-19	2,418

## MOST FIELD GOAL ATTEMPTS ALLOWED

1.	1998-99	2,486
2.	1989-90	2,473
3.	2000-01	2,471
4.	2021-22	2,462
5.	1950-51	2,454

## HIGHEST FIELD GOAL PCT.

1.	1988-89	[1,163-2,166] .537
2.	1991-92	[1,108-2,069] .536
3.	1977-78	[1,123-2,131] .527
	1984-85	[950-1,804] .527
5.	1975-76	[968-1,853] .522

## BEST FIELD GOAL DEFENSE

1.	1951-52	[757-2,282] .331
2.	1955-56	[581-1,617] .350
3.	1954-55	[651-1,824] .360
4.	1950-51	[889-2,454] .362
5.	1956-57	[651-1,723] .378

## BEST FIELD GOAL DEFENSE (COACH K ERA)

1.	2004-05	[783-2,006] .390
2.	1998-99	[972-2,486] .391
3.	2018-19	[960-2,415] .398
3.	2009-10	[883-2,202] .401
4.	2010-11	[896-2,212] .405
	2017-18	[957-2,364] .405

## MOST 3-POINT FG

1.	▲ 2000-01	407
2.	2015-16	328
3.	2013-14	316
4.	2016-17	311
5.	2017-18	309

## MOST 3-POINT FG ALLOWED

1.	2017-18	279
2.	2021-22	265
3.	2018-19	253
4.	2015-16	226
	2022-23	226

## MOST 3-POINT FG ATTEMPTS

1.	▲ 2000-01	1,057
2.	2018-19	903
3.	2015-16	851
4.	2021-22	841
5.	2001-02	830

## MOST 3-POINT FG ATTEMPTS ALLOWED

1.	2017-18	871
2.	2018-19	844
3.	2021-22	826
4.	2022-23	741
5.	2015-16	665

## HIGHEST 3-POINT FG PCT.

1.	1991-92	[171-394] .434
2.	1982-83	[98-230] .426
3.	1986-87	[148-368] .402
4.	2012-13	[270-676] .399
5.	1992-93	[184-463] .397

## BEST 3-POINT FG DEFENSE

1.	2009-10	[158-559] .283
2.	1992-93	[118-409] .289
3.	2012-13	[160-551] .290
4.	2016-17	[187-639] .293
5.	1993-94	[145-489] .297

## MOST FREE THROWS MADE

1.	◆ 1989-90	888
2.	1998-99	800
3.	1990-91	791
4.	1991-92	780
5.	2000-01	697

## MOST FREE THROW ATTEMPTS

1.	1989-90	1,165
2.	1998-99	1,135
3.	1990-91	1,089
4.	1991-92	1,043
5.	2000-01	1,002

## HIGHEST FREE THROW PCT.

1.	1977-78	.791
2.	1972-73	.785
3.	1970-71	.766
	2022-23	.766
5.	1989-90	.762
	2016-17	.762

## MOST REBOUNDS

1.	1951-52	1,758
2.	1998-99	1,645
3.	2018-19	1,567
4.	2009-10	1,560
5.	2017-18	1,522

## HIGHEST REBOUND AVERAGE

1.	1951-52	58.6
2.	1961-62	50.5
3.	1960-61	49.7
4.	1965-66	49.6
5.	1952-53	48.8

## HIGHEST REBOUND MARGIN

1.	1965-66	+12.7
2.	1962-63	+11.3
3.	1961-62	+10.9
4.	1967-68	+10.5
5.	1966-67	+9.5

## MOST ASSISTS

1.	2000-01	701
2.	1990-91	689
3.	1988-89	684
4.	1985-86	671
5.	1989-90	663

## MOST BLOCKED SHOTS

1.	▲ 2018-19	257
2.	1998-99	245
3.	2003-04	240
4.	2004-05	220
5.	2021-22	219

## MOST STEALS

1.	2000-01	411
2.	1990-91	362
3.	1985-86	360
4.	2001-02	352
5.	1998-99	349

## MOST TURNOVERS CAUSED

1.	1990-91	779
2.	1985-86	773
3.	1989-90	764
4.	2000-01	752
5.	1988-89	724

## MOST TURNOVERS COMMITTED

1.	1989-90	661
2.	1988-89	648
3.	1990-91	645
4.	1985-86	616
5.	1977-78	610

## MOST PERSONAL FOULS

1.	1950-51	783
2.	▲ 1985-86	767
3.	1951-52	751
4.	1988-89	750
5.	1989-90	734

## MOST PLAYERS TO FOUL OUT

1.	1950-51	48
2.	1951-52	42
	▲ 1975-76	42
4.	1952-53	38
5.	1954-55	35

## FEWEST PLAYERS TO FOUL OUT

1.	2021-22	1
2.	1961-62	5
	1993-94	5
4.	1997-98	6
	2018-19	6

## FEWEST PERSONAL FOULS

1.	2020-21	410
2.	1971-72	419
3.	1969-70	421
4.	1956-57	459
5.	1957-58	460

▲ - ACC Record  
 ◆ - NCAA Record  
 ■ - ACC Record for a conference game  
 [#] - ACC All-Time Team Ranking



**TEAM GAME RECORDS**

**MOST POINTS, GAME**

1.	■ vs. Virginia, 2/11/1965	136
2.	vs. Harvard, 1/25/1989	130
3.	vs. Mercer, 12/21/1997	126
4.	vs. East Carolina, 11/26/1990	125
5.	vs. St. Francis (Pa.), 12/5/2017	124
6.	vs. Wake Forest, 2/12/1969	122
7.	vs. Navy, 2/1/1964	121
	vs. Penn State, 1/5/1965	121
	vs. Harvard, 12/21/1987	121
	vs. NC Central, 11/9/2007	121
11.	vs. South Carolina State, 11/21/1998	120
	vs. UCLA, 2/22/1998	120

**MOST POINTS, HALF**

1.	vs. Virginia, 2/11/1965	[2nd Half]	72
	vs. Harvard, 1/25/1989	[1st Half]	72
3.	vs. St. Francis (Pa.), 12/5/2017	[1st Half]	71
4.	vs. Elon, 12/28/2015	[1st Half]	70
5.	at Davidson, 1/29/1975	[2nd Half]	67
	vs. Army, 11/25/2000	[1st Half]	67
	vs. Portland, 11/25/2001	[2nd Half]	67
	vs. NC Central, 11/9/2007	[1st Half]	67
9.	vs. Wake Forest, 12/29/1962	[2nd Half]	66
	vs. Colgate, 11/19/2010	[2nd Half]	66
11.	vs. Harvard, 12/21/1987	[1st Half]	65
	vs. Virginia, 2/5/2000	[1st Half]	65
	vs. Fairfield, 11/15/2014	[2nd Half]	65

**MOST POINTS ALLOWED, GAME**

1.	at Wake Forest, 1/22/1975	122
2.	at George Washington, 12/22/1952	113
	at NC State, 2/20/1974	113
	at Michigan, 12/9/1989	113
	at Wake Forest, 2/25/2020	113

**MOST POINTS ALLOWED, HALF**

1.	at G. Washington, 12/22/1952	[2nd Half]	66
	at Wake Forest, 1/22/1975	[1st Half]	66
3.	at Maryland, 2/2/1980	[2nd Half]	65
	vs. South Carolina, 3/19/2017	[2nd Half]	65
5.	vs. Seton Hall, 4/1/1989	[2nd Half]	62
6.	at NC State, 2/20/1974	[1st Half]	60
	at North Carolina, 1/22/1983	[2nd Half]	60
8.	by Wake Forest, 12/14/1968	[2nd Half]	59
	at Virginia, 2/5/1983	[1st Half]	59
	vs. Virginia, 3/11/1983	[2nd Half]	59

**FEWEST POINTS, GAME**

1.	vs. Littleton HS, 1908	3
2.	at Wake Forest, 3/16/1906	5
	vs. Wake Forest, 1907	5
	vs. Wake Forest, 1909	5
5.	vs. Wake Forest, 1907	6

**FEWEST POINTS, GAME (SINCE 1955)**

1.	vs. NC State, 3/8/1968 [1]	10
2.	vs. North Carolina, 3/4/1966	21
3.	at Maryland, 1/7/1959	33
4.	vs. Maryland, 1/9/1982	36
5.	at Clemson, 3/1/1972	40

**FEWEST POINTS, HALF (SINCE 1955)**

1.	vs. NC State, 3/8/1968	[1st Half]	4
2.	vs. NC State, 3/8/1968	[2nd Half]	6
3.	vs. North Carolina, 3/4/1966	[1st Half]	7
	vs. North Carolina, 2/24/1979	[1st Half]	7
5.	vs. Maryland, 1/9/1982	[2nd Half]	10
6.	vs. La Salle, 12/5/1978	[1st Half]	12
7.	at Maryland, 1/7/1959	[1st Half]	13
	at Virginia, 1/31/1981	[1st Half]	13
	vs. Virginia, 1/30/1982	[1st Half]	13
10.	vs. Michigan State, 12/29/1958	[1st Half]	14
	vs. North Carolina, 3/4/1966	[2nd Half]	14
	at Notre Dame, 1/31/2022	[1st Half]	14

**FEWEST PTS. ALLOWED, GAME**

1.	by Guilford, 1907	1
	by Littleton HS, 1907	1
	by Trinity Park, 1907	1
4.	vs. Durham YMCA, 1909	3
	vs. Winston YMCA, 1909	3

**FEWEST POINTS ALLOWED, GAME (SINCE 1955)**

1.	vs. NC State, 3/8/1968	12
2.	vs. North Carolina, 3/4/1966	20
3.	vs. NC State, 1/9/1960	34
4.	vs. Bucknell, 1/4/1960	36
5.	vs. UNC Greensboro, 12/3/1997	37
	vs. Winthrop, 3/14/2002	37

**FEWEST POINTS ALLOWED, HALF (SINCE 1955)**

1.	◆ vs. North Carolina, 2/24/1970	[1st Half]	0
2.	vs. NC State, 3/8/1968	[1st Half]	2
3.	vs. North Carolina, 3/4/1966	[1st Half]	5
4.	vs. La Salle, 12/5/1978	[1st Half]	6
5.	at Wake Forest, 2/22/1968	[2nd Half]	8
6.	at Army, 11/16/1997	[1st Half]	9
7.	vs. NC State, 3/8/1968	[2nd Half]	10
	at St. John's, 2/25/2007	[1st Half]	10
	vs. Clemson, 1/8/2013	[1st Half]	10
10.	vs. Army, 12/22/1996	[1st Half]	11
11.	vs. E. Kentucky, 11/25/2007	[1st Half]	12
	vs. Clemson, 1/3/2010	[1st Half]	12
13.	at Clemson, 1/23/1982	[1st Half]	13
	vs. Seton Hall, 11/16/2005	[1st Half]	13
	vs. Virginia Tech, 1/4/2009	[2nd Half]	13
	vs. Eastern Michigan, 11/14/2018	[1st Half]	13
17.	vs. Bucknell, 1/4/1960	[2nd Half]	14
	vs. Penn State, 12/9/1960	[1st Half]	14
	vs. Brown, 11/25/1994	[2nd Half]	14
	at Florida State 1/10/2009	[1st Half]	14
	at Notre Dame, 1/31/2022	[1st Half]	14

**LONGEST HOLDING OPPONENT SCORELESS**

1.	◆ vs. North Carolina, 2/24/1970	20:48
----	---------------------------------	-------

*UNC did not score until 19:11 mark of second half*

**LARGEST VICTORY MARGIN**

1.	vs. Furman, 1910	[85-5]	80
2.	vs. Harvard, 1/25/1989	[130-54]	76
3.	vs. Presbyterian, 11/14/2014	[113-44]	69
4.	vs. Carson-Newman, 1915	[70-4]	66
5.	vs. William & Mary, 12/12/1953	[109-44]	65
	vs. NC Central, 11/9/2007	[121-56]	65
7.	■ vs. Virginia, 2/11/1965	[136-72]	64
	vs. Evansville, 12/20/2017	[104-40]	64
	vs. Stetson, 12/1/2018	[113-49]	64

**LARGEST DEFEAT MARGIN**

1.	at Washington & Lee, 1913	[15-90]	75
2.	vs. Virginia, 3/11/1983	[66-109]	43
3.	at West Virginia, 12/12/1958	[63-101]	38
	at Louisville, 1/2/1982	[61-99]	38
5.	at Atlanta AC, 2/16/1922	[19-56]	37

**LARGEST COMBINED SCORE**

1.	at Wake Forest, 1/22/1975	[109-122]	231
2.	at Maryland, 2/10/1990	[114-111]	225
3.	at Michigan, 12/9/1989	[108-113]	221
4.	at Miami (Fla.), 12/10/1988	[117-102]	219
5.	vs. Wake Forest, 2/12/1969	[122-93]	215

**SMALLEST COMBINED SCORE (SINCE 1953)**

1.	vs. NC State, 3/8/1968	[10-12]	22
2.	vs. North Carolina, 3/4/1966	[21-20]	41
3.	vs. Maryland, 1/9/1982	[36-40]	76
4.	vs. South Carolina, 2/14/1966	[41-38]	79
5.	vs. NC State, 1/9/1960	[47-34]	81

**HALFTIME MARGIN**

1.	vs. Harvard, 11/25/1989	[72-30]	42
	vs. Clemson, 1/29/2000	[58-16]	42
3.	vs. William & Mary, 1/11/1989	[55-14]	41
	vs. Army, 11/25/2000	[67-26]	41
	vs. Michigan, 12/9/2000	[59-18]	41
6.	vs. Evansville, 12/20/2017	[58-18]	40
7.	vs. Boston University, 12/30/1992	[55-16]	39
	vs. UNC Greensboro, 11/27/2004	[60-21]	39
	vs. Elon, 12/28/2015	[70-31]	39
10.	vs. Virginia, 3/4/1999	[59-21]	38
	vs. Presbyterian, 11/14/2014	[57-19]	38

**HALFTIME DEFICITS**

1.	vs. Tulane, 12/30/1950	[27-56]	29
2.	at Louisville, 1/2/1982	[27-54]	27
3.	at North Carolina, 2/27/1982	[17-42]	25
4.	at North Carolina, 1/17/1990	[21-45]	24
	vs. North Carolina, 3/3/2012	[24-48]	24
6.	at Miami, 1/23/2013	[19-42]	23
7.	at West Virginia, 12/12/1958	[28-50]	22
8.	vs. St. Peter's, 3/18/1968	[29-50]	21
	at Maryland, 2/2/1974	[30-51]	21
	vs. Wake Forest, 3/5/1982	[16-37]	21
	at St. John's, 1/30/2011	[25-46]	21
12.	vs. North Carolina, 2/27/1960	[15-35]	20
	at North Carolina, 2/23/1980	[34-54]	20

**HIGHEST POINT IMPROVEMENT**

BETWEEN HALVES	1st	2nd	Diff	
1.	vs. La Salle, 12/5/1978	12	54	42
2.	vs. Virginia, 1/30/1982	13	52	39
3.	vs. N. Carolina, 3/3/1996	21	57	36
4.	vs. N. Carolina, 2/24/1979	7	40	33
5.	vs. NC State, 2/15/1978	22	54	32
	at N. Carolina, 2/27/1982	17	49	32
	at Clemson, 3/2/1983	27	59	32

**BEST DEFENSIVE IMPROVEMENT**

BETWEEN HALVES	1st	2nd	Diff	
1.	vs. Tulane, 12/30/1950	56	16	40
2.	vs. NC State, 12/1/1978	45	18	27
3.	at W. Forest, 2/22/1968	33	8	25
4.	vs. W. Forest, 2/16/1957	44	20	24
5.	vs. NC State, 1/6/1962	42	19	23
	at Wake Forest, 1/6/1973	53	30	23

**BEST DEFENSIVE IMPROVEMENT**

BETWEEN HALVES (SINCE 1981)	1st	2nd	Diff	
1.	vs. Florida, 11/26/2017	53	31	22
2.	at N. Carolina, 3/5/2011	51	30	21
3.	vs. Maryland, 1/17/2002	49	29	20
4.	vs. Kentucky, 11/19/1988	37	18	19
	at N. Carolina, 3/6/2005	47	28	19
	vs. NC State, 2/16/2012	46	27	19
	at Wake Forest, 1/6/2016	47	28	19
	at Virginia Tech, 12/6/2019	41	22	19
9.	at Fla. State, 2/23/1994	45	27	18
	at Ga. Tech, 1/5/1997	37	19	18
	vs. W. Forest, 1/19/2002	49	31	18
	vs. Va. Tech, 1/4/2009	31	13	18
	at St. John's, 1/25/2015	43	25	18

**LARGEST DEFICIT OVERCOME TO WIN GAME**

1.	◆ 74-72 over Tulane, 12/30/1950	32
----	---------------------------------	----

*Duke trailed 54-22 in 1st Half*

**LARGEST DEFICIT OVERCOME TO WIN GAME WITH 5 MINUTES LEFT ON CLOCK**

1.	◆ 98-96 (ot) at N. Carolina, 2/8/2020	13
----	---------------------------------------	----

*Duke trailed 77-64 with 3:40 remaining in 2nd Half*

**LARGEST DEFICIT OVERCOME TO WIN GAME WITH 1 MINUTE LEFT ON CLOCK**

1.	◆ 98-96 (ot) at Maryland, 1/27/2001	10
----	-------------------------------------	----

*Duke trailed 90-80 with :55 remaining in 2nd Half*

**LARGEST SECOND HALF**

1.	◆ 74-72 over Tulane, 12/30/1950	31
----	---------------------------------	----

*Duke trailed 58-27 in 2nd Half*

2.	71-69 over Louisville, 2/12/2019	23
----	----------------------------------	----

*Duke trailed 59-36 with 9:05 left in 2nd Half*

3.	64-63 over Navy, 2/14/1959	21
----	----------------------------	----

*Duke trailed 46-25 in 2nd Half*

4.	78-73 over NC State, 2/16/2012	20
----	--------------------------------	----

*Duke trailed 61-41 with 11:33 left in 2nd Half*

5.	98-97 over Clemson, 3/4/1992	19
----	------------------------------	----

*Duke trailed 70-51 in 2nd Half*

6.	77-75 over North Carolina, 2/28/1998	17
----	--------------------------------------	----

*Duke trailed 64-47 in 2nd Half*

	87-84 over Florida, 11/26/2017	17
--	--------------------------------	----

*Duke trailed 74-57 in 2nd Half*

**LARGEST HALFTIME DEFICIT OVERCOME TO WIN**

1.	◆ Duke 74-72 over Tulane, 12/30/1950	29
----	--------------------------------------	----

*Duke trailed 56-27 at halftime*

2.	Duke 78-73 over NC State, 2/16/2012	16
----	-------------------------------------	----

*Duke trailed 46-30 at halftime*

3.	Duke 101-99 over Wake Forest, 2/12/1953	14
----	---	----

*Duke trailed 52-38 at halftime*

	Duke 64-63 over Navy, 2/14/1959	14
--	---------------------------------	----

*Duke trailed 31-17 at halftime*

	Duke 79-73 over North Carolina, 2/9/2011	14
--	--	----

*Duke trailed 43-29 at halftime*

6.	Duke 78-75 OT over Miami, 2/7/2009	13
----	------------------------------------	----

*Duke trailed 32-19 at halftime*

	Duke 85-76 over Clemson, 2/5/1969	13
--	-----------------------------------	----

*Duke trailed 42-29 at halftime*

	Duke 77-69 over Pittsburgh, 1/11/2023	13
--	---------------------------------------	----

*Duke trailed 45-32 at halftime*

9.	Duke 50-44 over North Carolina, 2/10/1940	12
----	---	----

*Duke trailed 31-19 at halftime*

	Duke 79-69 over Virginia, 2/14/1996	12
--	-------------------------------------	----

*Duke trailed 40-28 at halftime*

	Duke 77-75 over North Carolina, 2/28/1998	12
--	---	----

*Duke trailed 42-30 at halftime*

	85-78 over Texas, 11/24/2017	12
--	------------------------------	----

*Duke trailed 43-31 at halftime*

**MOST FIELD GOALS MADE**

1.	■ vs. Virginia, 2/11/1965	55
2.	vs. Wake Forest, 2/12/1969	52
3.	vs. Davidson, 12/5/1961	50
	vs. Harvard, 1/25/1989	50
	vs. Mercer, 12/21/1997	50

**MOST FIELD GOAL ATTEMPTS**

1.	vs. NC State, 3/5/1955	102
2.	vs. Washington & Lee, 2/14/1951	100
	vs. West Virginia, 2/5/1955	100
4.	vs. West Virginia, 12/27/1954	99
5.	vs. Notre Dame, 2/20/1965	98

**HIGHEST FIELD GOAL PCT.**

## TEAM GAME RECORDS

## MOST 3-POINT FIELD GOALS

1.	vs. NC A&T, 12/30/2000	18
	vs. Monmouth, 3/15/2001	18
	vs. Radford, 11/21/2009	18
4.	at North Carolina, 3/2/1997	17
	vs. Clemson, 3/9/2000	17
	at Temple, 12/2/2000	17
7.	vs. Florida, 12/9/1998	16
	vs. NC Central, 11/9/2007	16
	vs. Presbyterian, 11/14/2014	16
	vs. Georgia Tech, 1/4/2017	16
	vs. Evansville, 12/20/2017	16

## MOST 3-POINT FG ATTEMPTS

1.	▲ vs. Syracuse, 1/14/2019	43
2.	vs. Miami, 2/7/2009	39
3.	vs. NC A&T, 12/30/2000	38
	at North Carolina, 3/4/2001	38
	vs. Monmouth, 3/15/2001	38
6.	at Florida State, 1/6/2002	37
	vs. Army, 11/23/2002	37
	at Florida State, 2/2/2003	37
	at Miami, 2/20/2008	37
	vs. Mercer, 3/21/2014	37
	vs. Syracuse, 1/18/2016	37
	vs. Syracuse, 1/22/2022	37

## HIGHEST 3-POINT FG PCT.

1.	▲ vs. Clemson, 2/1/1988	[10-11] .909
2.	vs. Minnesota, 11/22/2012	[8-10] .800
3.	vs. Notre Dame, 11/26/1998	[15-20] .750
4.	vs. Southern Illinois, 3/18/1993	[14-19] .737
5.	vs. Northwestern, 12/30/1986	[11-15] .733
6.	vs. Indiana, 3/20/1987	[8-11] .727
7.	at Virginia Beach, 2/21/2013	[12-17] .706
8.	vs. Vanderbilt, 12/6/1986	[7-10] .700
	vs. Kansas, 2/18/1989	[7-10] .700
10.	vs. Florida, 12/9/1998	[16-23] .696

## MOST FREE THROWS MADE

1.	vs. Pennsylvania, 12/22/1980	42
	vs. Fairfield, 11/14/1998	42
3.	at Northwestern, 12/2/1989	41
4.	vs. Davidson, 12/16/1952	40
	vs. New Hampshire, 12/29/1982	40
	vs. Southern Illinois, 11/20/2008	40
7.	at North Carolina, 2/6/1953	39
8.	at Pennsylvania, 12/16/1955	38
	at William & Mary, 1/22/1990	38
	vs. Clemson, 1/31/1990	38

## MOST FREE THROW ATTEMPTS

1.	vs. Vanderbilt, 12/1/1952	61
	vs. Davidson, 12/16/1952	61
3.	at Boston University, 1/21/1992	55
4.	at Pennsylvania, 12/16/1955	54
	vs. Fairfield, 11/14/1998	54
6.	at Northwestern, 12/2/1989	53
7.	vs. New Hampshire, 12/29/1982	51
8.	vs. Pennsylvania, 12/22/1980	50
9.	vs. Clemson, 1/31/1990	49
	vs. Virginia Tech, 1/30/2005	49
	vs. Georgia Southern, 11/11/2008	49

## HIGHEST FREE THROW PCT.

1.	at South Carolina, 12/13/1961	[14-14] 1.000
	vs. Virginia Tech, 12/2/1966	[29-29] 1.000
	vs. Davidson, 2/11/1978	[24-24] 1.000
	at Virginia Tech, 12/6/2019	[10-10] 1.000
5.	vs. UNC Greensboro, 12/31/2005	[27-28] .964
6.	at South Carolina, 12/16/1963	[25-26] .962
7.	vs. Texas, 12/10/2005	[23-24] .958
	at Notre Dame, 1/30/2017	[23-24] .958
9.	vs. North Carolina, 3/6/2010	[22-23] .957
10.	vs. North Carolina, 2/9/2005	[21-22] .955

Minimum 10 attempts

## MOST REBOUNDS

1.	vs. Virginia, 2/9/1956	76
	vs. Wake Forest, 2/14/1968	76
3.	vs. South Carolina, 3/3/1955	73
4.	vs. Penn State, 1/3/1966	72
5.	vs. Virginia, 12/16/1966	70
6.	vs. Virginia, 2/16/1960	69
	vs. Michigan, 12/3/1966	69
8.	vs. West Virginia, 12/27/1954	68
9.	at Virginia, 2/21/1956	67
	vs. Bucknell, 1/4/1960	67
	vs. South Carolina, 3/3/1961	67
	vs. Virginia Tech, 12/15/1970	67

## MOST ASSISTS

1.	vs. St. Francis (Pa.), 12/5/2017	34
2.	vs. Miami (Fla.), 2/19/1986	33
3.	vs. Virginia, 2/11/1965	32
	vs. Evansville, 12/20/2017	32
5.	at Davidson, 1/29/1975	31
6.	vs. Harvard, 11/25/1989	30
	vs. South Carolina State, 11/21/1998	30
	vs. Presbyterian, 11/14/2014	30
9.	vs. East Carolina, 11/30/1988	29
	vs. Clemson, 1/29/1989	29
	vs. Stetson, 12/1/2018	29

## MOST BLOCKED SHOTS

1.	vs. Illinois-Chicago, 12/14/2004	18
2.	■ vs. Virginia, 1/10/1999	17
3.	vs. Virginia, 1/16/2005	14
	vs. Maryland, 1/11/2006	14
	vs. Princeton, 12/18/2018	14
	vs. Stephen F. Austin, 11/26/2019	14
7.	vs. NC A&T, 12/20/1998	13
	vs. Maryland, 2/19/2003	13
	vs. Georgia Tech, 2/5/2005	13
	at Wake Forest, 1/8/2019	13

## MOST STEALS

1.	vs. Davidson, 11/20/1997	22
2.	vs. Davidson, 1/27/1976	21
	vs. Davidson, 12/5/2000	21
4.	vs. Washington College, 11/29/1977	19
	vs. Maryland, 2/3/1979	19
	vs. Maryland, 1/11/2006	19
	vs. Stetson, 12/1/2018	19
8.	vs. Vermont, 12/30/1975	18
	vs. Chicago, 12/13/1977	18
	vs. Lehigh, 1/9/1978	18
	vs. Cornell, 12/29/1988	18
	vs. Harvard, 11/25/1989	18
	vs. North Carolina, 1/29/1997	18
	vs. North Carolina, 3/3/2002	18

## MOST TURNOVERS CAUSED

1.	vs. Harvard, 11/25/1989	39
2.	vs. Vermont, 12/30/1975	34
3.	vs. Massachusetts, 12/12/1983	33
	vs. South Carolina State, 12/1/1997	33
	vs. Davidson, 12/5/2000	33

## MOST TURNOVERS COMMITTED

1.	vs. East Carolina, 12/4/1974	36
2.	at Harvard, 2/14/1989	34
3.	vs. Maryland, 2/9/1991	33
4.	at Wake Forest, 2/2/1978	31
5.	3x; last at Tulane, 1/7/1976	30

## MOST PERSONAL FOULS

1.	at Wake Forest, 1/12/1954	40
2.	vs. NC State, 3/8/1952	39
3.	vs. New York University, 2/3/1951	37
	at Wake Forest, 2/13/2003	37
5.	vs. North Carolina, 3/1/1957	35
	vs. Wake Forest, 2/26/1954	35

## MOST PLAYERS TO FOUL OUT

1.	vs. North Carolina, 3/1/1957	5
	vs. North Carolina, 3/11/1967	5
	at Wake Forest, 2/13/2003	5
	at Maryland, 2/12/2005	5
	at Wake Forest, 2/17/2008	5
6.	12x; last vs. Maryland, 3/14/2004	4

## FEWEST PERSONAL FOULS

1.	at Oklahoma State, 12/19/1939	3
	vs. Perry, 12/4/1945	3
3.	vs. North Carolina, 3/4/1937	4
	at Maryland, 1/13/1939	4
	vs. Navy, 2/8/1941	4
6.	vs. North Carolina, 2/24/1979	5

▲ - ACC Record  
 ◆ - NCAA Record  
 ■ - ACC Record for a conference game  
 [#] - ACC All-Time Team Ranking



**CAMERON INDOOR STADIUM RECORDS**

**DUKE INDIVIDUAL RECORDS, GAME**

**POINTS**

1. Dick Groat vs. North Carolina, 2/29/1952	48
2. Dick Groat vs. George Washington, 2/2/1952	46
3. Tate Armstrong vs. Clemson, 2/5/1976	42
4. Art Heyman vs. North Carolina, 2/23/1965	40
Tate Armstrong vs. NC State, 2/18/1976	40
J.J. Redick vs. Virginia, 1/28/2006	40
7. Gary Melchionni vs. Maryland, 2/3/1973	39
8. Ronnie Mayer vs. Maryland, 1/4/1956	38
Art Heyman vs. Maryland, 1/13/1962	38
Robert Verga vs. Penn State, 1/3/1967	38
J.J. Redick vs. Wake Forest, 2/20/2005	38

**FIELD GOALS MADE**

1. Dick Groat vs. North Carolina, 2/29/1952	19
2. Jack Marin vs. Wake Forest, 1/15/1966	18
Tate Armstrong vs. Clemson, 2/26/1976	18
4. Gary Melchionni vs. Maryland, 2/3/1973	17
5. Dick Groat vs. George Washington, 2/2/1952	16
Robert Verga vs. Penn State, 1/3/1967	16
Vince Taylor vs. Clemson, 2/24/1982	16

**FIELD GOAL ATTEMPTS**

1. Art Heyman vs. North Carolina, 2/23/1962	33
2. Art Heyman vs. North Carolina, 1/13/1962	32
3. Robert Verga vs. Penn State, 1/1/1967	31
4. RJ Barrett vs. Syracuse, 1/14/2019	30
5. Tate Armstrong vs. Clemson, 2/25/1976	29

**FIELD GOAL PERCENTAGE**

1. Mike Lewis vs. Penn State, 1/3/1966	[10-of-10] 1.000
Mike Gminski vs. Johns Hopkins, 11/30/1976	[10-of-10] 1.000
3. Jack Marin vs. Penn State, 1/5/1965	[13-of-14] .929
Carlos Boozer vs. NC State, 2/14/2002	[13-of-14] .929
5. Grant Hill vs. Canisius, 12/1/1992	[12-of-13] .923

Minimum 10 made field goals

**3-POINT FIELD GOALS MADE**

1. Shane Battier vs. Princeton, 11/14/2000	9
2. William Avery vs. Florida, 12/9/1998	8
Jason Williams vs. North Carolina, 3/3/2002	8
J.J. Redick vs. Virginia, 1/28/2006	8
Kyle Singler vs. Georgia Tech, 2/4/2010	8
Andre Dawkins vs. Bradley, 12/8/2010	8

**3-POINT FIELD GOAL ATTEMPTS**

1. RJ Barrett vs. Syracuse, 1/14/2019	17
2. Jason Williams vs. Temple, 12/5/2001	16
3. Jason Williams vs. North Carolina, 3/3/2002	15
J.J. Redick vs. Georgia Tech, 2/5/2005	15
Grayson Allen vs. Virginia Tech, 2/14/2018	15
Grayson Allen vs. Louisville, 2/21/2018	15

**3-POINT FIELD GOAL PERCENTAGE**

1. Trajan Langdon vs. St. Joseph's, 11/30/1996	[6-of-7] .857
Seth Curry vs. Georgia Tech, 1/17/2013	[6-of-7] .857
3. Ricky Price vs. Monmouth, 12/28/1995	[5-of-6] .833
J.J. Redick vs. Virginia, 1/15/2003	[5-of-6] .833
Matt Jones vs. Bryant, 11/14/2015	[5-of-6] .833

Minimum 5 made three-point field goals

**FREE THROWS MADE**

1. Bucky Allen vs. NC State, 1/5/1957	20
2. Jim Spanarkel vs. NC State, 2/5/1978	18
3. Dick Groat vs. Davidson, 1/29/1951	17
4. Grayson Allen vs. Long Beach State, 12/30/2015	15
5. Dick Groat vs. George Washington, 2/2/1952	14
Art Heyman vs. North Carolina, 2/4/1961	14
Chris Redding vs. North Carolina, 1/22/1972	14
J.J. Redick vs. Princeton, 1/5/2005	14
J.J. Redick vs. Wake Forest, 2/20/2005	14
Jahlil Okafor vs. Boston College, 1/3/2015	14
Grayson Allen vs. Wake Forest, 3/1/2016	14

**FREE THROWS ATTEMPTED**

1. Bucky Allen vs. NC State, 1/5/1957	23
2. Jim Spanarkel vs. NC State, 2/5/1978	22
3. Carroll Youngkin vs. Pittsburgh, 1/31/1959	20
4. Grayson Allen vs. Wake Forest, 3/1/2016	19
5. Carroll Youngkin vs. Wake Forest, 2/27/1959	18
Art Heyman vs. North Carolina, 2/23/1963	18

**FREE THROWS MADE (NO MISSES)**

1. Dick Groat vs. Davidson, 1/29/1951	17
2. J.J. Redick vs. Princeton, 1/5/2005	14
3. Mike Lewis vs. Vanderbilt, 12/13/1966	13
Steve Vandenberg vs. North Carolina, 3/1/1969	13
Christian Laettner vs. Maryland, 1/13/1990	13
Elton Brand vs. NC A&T, 12/20/1998	13
Jon Scheyer vs. Rhode Island, 11/16/2008	13

**REBOUNDS**

1. Bernie Janicki vs. North Carolina, 2/29/1952	31
2. Paul Schmidt vs. Wake Forest, 2/15/1958	24
Art Heyman vs. North Carolina, 2/23/1963	24
Mike Lewis vs. Wake Forest, 2/21/1967	24
5. Bob Lakata vs. Temple, 1/5/1955	23

**OFFENSIVE REBOUNDS**

1. Mike Lewis vs. Wake Forest, 2/21/1967	12
Mike Lewis vs. Wake Forest, 2/14/1968	12
3. Mike Lewis vs. NC State, 1/29/1966	11
Marshall Plumlee vs. Syracuse, 1/18/2016	11
Marvin Bagley vs. Florida State, 12/30/2017	11

**DEFENSIVE REBOUNDS**

1. Randy Denton vs. Wake Forest, 2/12/1969	16
2. Mike Lewis vs. Princeton, 12/19/1967	15
Jalen Johnson vs. Coppin State, 11/28/2020	15
4. Shelden Williams vs. Virginia Tech, 12/4/2005	13
Miles Plumlee vs. Maryland, 2/11/2012	13
Mason Plumlee vs. Boston College, 2/24/2013	13
RJ Barrett vs. Hartford, 12/5/2018	13
RJ Barrett vs. Syracuse, 1/14/2019	13

**ASSISTS**

1. Bobby Hurley vs. Florida State, 2/24/1993	16
2. Bobby Hurley vs. Oklahoma, 1/4/1993	15
Bobby Hurley vs. UCLA, 2/28/1993	15
Greg Paulus vs. Valparaiso, 12/18/2005	15
5. Tommy Amaker vs. Miami, 2/19/1986	14
Bobby Hurley vs. LSU, 2/10/1991	14
Chris Duhon vs. Wake Forest, 1/17/2004	14
Quinn Cook vs. Wake Forest, 1/5/2013	14

**BLOCKED SHOTS**

1. Shelden Williams vs. Maryland, 1/11/2006	10
2. Mike Gminski vs. NC State, 2/15/1978	9
Shelden Williams vs. Virginia, 1/16/2005	9
Shelden Williams vs. Davidson, 11/19/2005	9
5. Mike Gminski vs. Vermont, 12/28/1979	8
Shelden Williams vs. Wake Forest, 1/17/2004	8
Shelden Williams vs. Virginia, 1/28/2006	8
Mark Williams vs. NC State, 1/15/2022	8
Dereck Lively II vs. North Carolina, 2/4/2023	8

**STEALS**

1. Kenny Dennard vs. Maryland, 2/3/1979	11
2. Steve Wojciechowski vs. Vanderbilt, 11/22/1996	8
3. George Moses vs. Davidson, 1/27/1976	7
Jim Spanarkel vs. Lafayette, 1/10/1977	7
Shane Battier vs. Davidson, 11/20/1997	7
Mike Dunleavy vs. Maryland, 1/17/2002	7
Sean Dockery vs. St. John's, 12/6/2003	7
Chris Duhon vs. Fairfield, 1/6/2004	7
Chris Duhon vs. Georgia Tech, 3/3/2004	7
DeMarcus Nelson vs. Boston University, 11/14/2005	7
David McClure vs. UNC Greensboro, 11/16/2006	7

**TRIPLE-DOUBLES**

1. Gene Banks (Fr.), 1978	1
vs. Lehigh, 1/9/1978 (13 points, 12 rebounds, 11 assists)	
Shelden Williams (Sr.), 2006	1
vs. Maryland, 1/11/2006 (19 points, 11 rebounds, 10 blocked shots)	
RJ Barrett, 2019	1
vs. NC State, 2/16/19 (23 points, 11 rebounds, 10 assists)	
Wendell Moore Jr., 2022	1
vs. Army West Point, 11/21/21 (19 points, 10 rebounds, 10 assists)	

CAMERON INDOOR STADIUM RECORDS

DUKE TEAM RECORDS, GAME

**MOST POINTS**

1.	vs. Virginia, 2/11/1965	136
2.	vs. Harvard, 11/25/1989	130
3.	vs. Mercer, 12/21/1997	126
4.	vs. East Carolina, 11/26/1990	125
5.	vs. Evansville, 12/20/2017	124
6.	vs. Wake Forest, 2/12/1969	122
7.	vs. Navy, 2/1/1964	121
	vs. Penn State, 1/5/1965	121
	vs. Harvard, 12/21/1987	121
	vs. NC Central, 11/9/2007	121

**FEWEST POINTS**

1.	vs. North Carolina, 2/22/1940	27
	vs. Fort Bragg, 1/2/1945	27
3.	vs. Washington & Lee, 2/17/1940	28
	vs. Norfolk NAS, 1/5/1944	28
	vs. Camp Lejuene, 12/30/1944	28

**MOST POINTS, FIRST HALF**

1.	vs. Harvard, 11/25/1989	72
2.	vs. St. Francis (Pa.), 12/5/2017	71
3.	vs. Elon, 12/28/2015	70
4.	vs. Army, 11/25/2000	67
5.	vs. Harvard, 12/21/1987	65
	vs. Virginia, 2/5/2000	65

**MOST POINTS, SECOND HALF**

1.	vs. Virginia, 2/11/1965	72
2.	vs. Portland, 11/25/2001	67
	vs. NC Central, 11/9/2007	67
4.	vs. Colgate, 11/19/2010	66
5.	vs. Fairfield, 11/15/2014	65

**FEWEST POINTS, FIRST HALF**

1.	vs. North Carolina, 2/24/1979	7
2.	vs. North Carolina, 2/22/1940	8
3.	vs. Norfolk NAS, 1/16/1945	10
4.	3x, last vs. Fort Bragg, 1/2/1945	11

**FEWEST POINTS, SECOND HALF**

1.	vs. Wake Forest, 2/5/1946	8
2.	vs. Maryland, 1/9/1982	10
3.	vs. Camp Lejuene, 12/30/1944	12
4.	3x, last vs. Norfolk NTS, 1/23/45	14

**MOST FIELD GOALS**

1.	vs. Harvard, 12/21/1987	51
2.	vs. Harvard, 11/25/1989	50
	vs. Mercer, 12/21/1997	50
4.	vs. The Citadel, 1/3/1990	48
	vs. St. Francis (Pa.), 12/5/2017	48

**FEWEST FIELD GOALS**

1.	vs. Fort Bragg, 1/2/1945	9
2.	vs. Washington & Lee, 2/17/1940	10
3.	vs. Norfolk NAS, 1/5/1944	11
	vs. North Carolina, 2/25/1949	11
5.	8x, last vs. Norfolk NTS, 1/15/1946	12

**MOST FIELD GOAL ATTEMPTS**

1.	vs. South Carolina, 12/12/1964	97
2.	vs. Virginia, 2/9/1956	93
	vs. Virginia, 2/11/1965	93
4.	vs. Penn State, 1/5/1965	92
5.	3x, last vs. vs. Clemson, 1/9/1968	91

**HIGHEST FIELD GOAL PERCENTAGE**

1.	vs. Johns Hopkins, 11/26/77	[41-of-55] .746
2.	vs. North Carolina, 2/24/79	[17-of-23] .739
3.	vs. Virginia, 2/20/71	[42-of-59] .712
4.	vs. Davidson, 11/8/13	[38-of-54] .704
5.	vs. Canisius, 12/1/92	[41-of-59] .695

**LOWEST FIELD GOAL PERCENTAGE**

1.	vs. Navy, 2/4/1950	[18-of-66] .273
2.	vs. Virginia Tech, 2/21/2010	[18-of-62] .290
3.	vs. Evansville, 12/20/2017	[15-of-50] .300
4.	vs. NC State, 2/21/1973	[20-of-66] .303
5.	vs. North Carolina, 2/4/1956	[20-of-66] .304

**3-POINT FIELD GOALS**

1.	vs. NC A&T, 12/30/2000	18
	vs. Radford, 11/21/2009	18
3.	vs. Florida, 12/9/1998	16
	vs. NC Central, 11/9/2007	16
	vs. Presbyterian, 11/14/2014	16
	vs. Georgia Tech, 1/4/2017	16
	vs. Evansville, 12/20/2017	16

**3-POINT FIELD GOAL ATTEMPTS**

1.	vs. Syracuse, 1/14/2019	43
2.	vs. Miami, 2/7/2009	39
	vs. North Carolina, 2/20/2019	39
4.	vs. NC A&T, 12/30/2000	38
5.	vs. Army, 11/23/2002	37
	vs. Syracuse, 1/18/2016	37
	vs. Syracuse, 1/22/2022	37

**3-POINT FIELD GOAL PERCENTAGE**

1.	vs. Clemson, 2/1/1988	[10-of-11] .909
2.	vs. Vanderbilt, 12/6/1986	[7-of-10] .700
	vs. Kansas, 2/18/1989	[7-of-10] .700
4.	vs. Florida, 12/9/1998	[16-of-23] .696

Minimum 10 3-point field goal attempts

**FREE THROWS MADE**

1.	vs. Penn, 12/22/1980	42
	vs. Fairfield, 11/14/1998	42
3.	vs. Davidson, 12/16/1952	40
	vs. New Hampshire, 12/29/1982	40
5.	vs. Clemson, 1/31/1990	38

**FREE THROWS ATTEMPTED**

1.	vs. Davidson, 12/16/1952	61
2.	vs. Fairfield, 11/14/1998	54
3.	vs. NYU, 2/5/1953	52
4.	vs. New Hampshire, 12/29/1982	51
5.	vs. Penn, 12/22/1980	50

**HIGHEST FREE THROW PERCENTAGE**

1.	vs. Davidson, 2/11/1978	[24-of-24] 1.000
2.	vs. North Carolina, 2/6/2010	[22-of-23] .956
3.	vs. North Carolina, 2/9/2005	[21-of-22] .955
4.	vs. Virginia Tech, 1/4/2009	[19-of-20] .950
5.	vs. Wake Forest, 2/14/2006	[17-of-18] .944

**LOWEST FREE THROW PERCENTAGE**

1.	vs. Carolina Pre Flight, 12/17/1942	[3-of-14] .214
2.	vs. North Carolina, 2/22/1940	[3-of-13] .231
3.	vs. Tennessee, 1/5/1942	[3-of-11] .273
	vs. Wake Forest, 4/15/1943	[3-of-11] .273
	vs. Elon, 11/20/2017	[3-of-11] .273

**REBOUNDS**

1.	vs. Virginia, 2/9/1956	76
	vs. Wake Forest, 2/14/1968	76
3.	vs. Penn State, 1/3/1966	72
4.	vs. Virginia, 12/16/1966	70
5.	vs. Virginia, 2/16/1960	69

**OFFENSIVE REBOUNDS**

1.	vs. Wake Forest, 2/14/1968	37
2.	vs. Virginia, 12/16/1966	34
3.	vs. Penn State, 1/3/1966	32
	vs. Wake Forest, 1/15/1966	32
5.	vs. Virginia, 1/15/1966	31

**DEFENSIVE REBOUNDS**

1.	vs. Penn State, 1/3/66	40
	vs. Marist, 11/11/2016	40
3.	vs. UCLA, 12/20/65	39
	vs. Virginia, 2/12/66	39
	vs. Wake Forest, 2/24/68	39
	vs. North Carolina, 3/2/68	39
	vs. South Carolina State, 11/21/98	39

**ASSISTS**

1.	vs. St. Francis (Pa.), 12/5/2017	34
2.	vs. Miami, 2/19/1986	33
3.	vs. Evansville, 12/20/2017	32
4.	vs. Harvard, 11/25/1989	30
	vs. South Carolina State, 11/21/1998	30
	vs. Presbyterian, 11/14/2014	30

**STEALS**

1.	vs. Davidson, 11/20/1997	22
2.	vs. Davidson, 1/27/1976	21
	vs. Davidson, 12/5/2000	21
4.	4x, last vs. Stetson, 12/1/2018	19

**BLOCKED SHOTS**

1.	vs. Illinois-Chicago, 12/14/2004	18
2.	vs. Virginia, 1/10/1999	17
3.	vs. Portland, 12/14/2003	14
	vs. Virginia, 1/16/2005	14
	vs. Maryland, 1/11/2006	14
	vs. Princeton, 12/18/2018	14
	vs. Stephen F. Austin, 11/26/2019	14

**LARGEST MARGIN OF VICTORY**

1.	vs. Harvard, 11/25/1989	[130-54] 76
2.	vs. Presbyterian, 11/14/2014	[113-44] 69
3.	vs. NC Central, 11/9/2007	[121-56] 65
4.	vs. South Carolina State, 11/21/1998	[120-56] 64
	vs. Evansville, 12/20/2017	[104-40] 64
	vs. Stetson, 12/1/2018	[113-49] 64

**LARGEST MARGIN OF DEFEAT**

1.	vs. Norfolk NAS, 1/5/1944	[61-28] 33
2.	vs. North Carolina, 2/27/1960	[75-50] 25
3.	vs. North Carolina, 2/25/1949	[64-40] 24
	vs. NC State, 2/21/1973	[74-50] 24
	vs. Maryland, 2/8/1975	[104-80] 24
	vs. North Carolina, 3/5/1983	[105-81] 24



**CAMERON INDOOR STADIUM RECORDS**

**OPPONENT INDIVIDUAL RECORDS, GAME**

**POINTS**

1. Grady Wallace, South Carolina, 2/23/1957	43
2. Len Bias, Maryland, 1/25/1986	41
3. Frank Selvy, Furman, 12/2/1953	40
Lennie Rosenbluth, North Carolina, 3/1/1957	40
Joe Smith, Maryland, 3/1/1995	40
6. Bob Weiss, Penn State, 1/5/1965	38
7. John Roche, South Carolina, 2/8/1969	37
Chris Paul, Wake Forest, 2/20/2005	37
Al Thornton, Florida State, 2/4/2006	37
10. Terry Holland, Davidson, 12/1/1962	36
Ralph Sampson, Virginia, 12/8/1982	36
Dennis Scott, Georgia Tech, 1/28/1990	36

**FIELD GOALS**

1. Ralph Sampson, Virginia, 12/8/1982	18
2. Bob Weiss, Penn State, 1/5/1965	17
Al Thornton, Florida State, 2/4/2006	17
4. 7x, last Joe Smith, Maryland, 3/1/1995	15

**FIELD GOAL ATTEMPTS**

1. Grady Wallace, South Carolina, 2/23/1957	32
Al Thornton, Florida State, 2/4/2006	32
3. Bob Weiss, Penn State, 1/5/1965	31
4. Bud Olsen, Louisville, 12/8/1961	30
Bob Leonard, Wake Forest, 1/16/1965	30
Will Hetzel, Maryland, 1/11/1969	30
Gus Gerard, Virginia, 2/13/1974	30

**FIELD GOAL PERCENTAGE**

1. Devin Gray, Clemson, 1/27/1992	[10-of-11] .909
Rasheed Wallace, North Carolina, 2/2/1995	[10-of-11] .909
Armando Bacot, North Carolina, 3/5/2022	[10-of-11] .909
4. Reggie Johnson, Miami, 1/2/2011	[9-of-10] .900
Jerome Hill, Gardner-Webb, 12/16/2013	[9-of-10] .900

Minimum 10 made field goals

**3-POINT FIELD GOALS**

1. Jimmy Baron, Rhode Island, 11/16/2008	8
2. Tyrone Perry, Delaware, 12/19/1995	7
3. 7x, last Jarkel Joiner, NC State, 2/28/2023	6

**3-POINT FIELD GOAL ATTEMPTS**

1. Tony Stockman, Clemson, 1/7/2001	12
Braian Angola, Florida State, 12/30/2017	12
Cameron Johnson, North Carolina, 3/3/2018	12
Damari Monsanto, Wake Forest, 1/31/2023	12
Jarkel Joiner, NC State, 2/28/2023	12
6. Chris Spatola, Army, 11/20/1999	11
Kevin Foster, Santa Clara, 12/29/2012	11
Hunter Ware, Bryant, 11/14/2015	11

**3-POINT FIELD GOAL PERCENTAGE**

1. Tyrone Perry, Delaware, 12/19/1995	[7-of-8] .875
2. Marc Campbell, Clemson, 1/29/1983	[5-of-6] .833
Jack McClinton, Miami, 2/7/2009	[5-of-6] .833

Minimum 5 made three-point field goals

**FREE THROWS MADE**

1. Grady Wallace, South Carolina, 2/23/1957	21
2. Dickie Hemric, Wake Forest, 2/19/1955	20
3. John Roche, South Carolina, 2/8/1969	17
4. Lennie Rosenbluth, North Carolina, 3/1/1957	16
5. Jim O'Brien, Maryland, 2/6/1971	15
Carlos Yates, George Mason, 1/3/1983	15

**FREE THROWS ATTEMPTED**

1. Dickie Hemric, Wake Forest, 2/19/1955	26
2. Grady Wallace, South Carolina, 2/23/1957	23
3. Lennie Rosenbluth, N. Carolina, 3/1/1957	21
John Roche, South Carolina, 2/8/1969	21
5. Dickie Hemric, Wake Forest, 1/26/1952	20

**FREE THROWS MADE (NO MISSES)**

1. Carlos Yates, George Mason, 1/3/1983	15
2. Len Bias, Maryland, 1/25/1986	13
3. Jeff Jones, Virginia, 1/30/1982	12
Jason Capel, North Carolina, 3/3/2002	12
Caleb Love, North Carolina, 3/5/2022	12

**REBOUNDS**

1. Brice Johnson, North Carolina, 3/5/2016	21
2. Tyler Roberson, Syracuse, 1/18/2016	20
3. Grady Wallace, South Carolina, 2/23/1957	18
David Duarte, Cincinnati, 12/29/1979	18
Joe Smith, Maryland, 3/1/1995	18
Sean May, North Carolina, 2/9/2005	18

**OFFENSIVE REBOUNDS**

1. Tyler Roberson, Syracuse, 1/18/2016	12
Brice Johnson, North Carolina, 3/5/2016	12
3. Joe Smith, Maryland, 3/1/1995	10
4. Dan Callahan, Northeastern, 11/26/1994	9
Stephen Marshall, Davidson, 11/20/1997	9
Garrison Brooks, North Carolina, 3/7/2020	9

**DEFENSIVE REBOUNDS**

1. Joseph Forte, North Carolina, 2/1/2001	15
2. Larry Miller, North Carolina, 3/2/1968	13
Derrick Hicks, Wake Forest, 2/13/1993	13
Sean May, North Carolina, 2/9/2005	13
5. J.R. Reid, North Carolina, 1/10/1987	12
Randy Holcomb, San Diego State, 12/29/2001	12
Cameron Moore, UAB, 1/5/2011	12
Ayo Dosunmu, Illinois, 12/8/2020	12
Moses Wright, Georgia Tech, 1/26/2021	12

**ASSISTS**

1. Craig Neal, Georgia Tech, 2/3/1988	14
2. Ed Cota, North Carolina, 3/4/2000	13
3. Mike Eppley, Clemson, 2/24/1982	12
Sidney Lowe, NC State, 2/23/1983	12
Tyrone Bogue, Wake Forest, 1/16/1986	12
Kenny Anderson, Georgia Tech, 1/28/1990	12
Rob Garner, Delaware, 12/19/1995	12
Greivis Vasquez, Maryland, 2/28/2007	12

**BLOCKED SHOTS**

1. Robert Siler, Wake Forest, 1/14/1991	9
2. Allen Pinson, Toledo, 12/12/2004	7
Cedric Simmons, NC State, 1/18/2006	7
Danny Green, North Carolina, 3/8/2008	7
5. 4x, last C.J. Leslie, NC State, 2/16/2012	6

**STEALS**

1. Trent Forest, Florida State, 2/10/2020	8
2. Kenny Carr, NC State, 2/18/1976	7
Spud Webb, NC State, 2/20/1985	7
Charlie Moore, Miami, 1/8/2022	7
5. 7x, last Mardy Collins, Temple, 1/8/2005	6

**OPPONENT TEAM RECORDS, GAME**

**MOST POINTS**

North Carolina, 3/5/1983	105
--------------------------	-----

**FEWEST POINTS**

Maryland, 1941	17
----------------	----

**FEWEST POINTS IN A HALF**

North Carolina, 2/24/1979	[1st Half] 0
---------------------------	--------------

**MOST FIELD GOALS**

Penn State, 1/3/1967	39
----------------------	----

**FEWEST FIELD GOALS**

Maryland, 1941	6
----------------	---

**MOST FIELD GOAL ATTEMPTS**

Penn State, 1/3/1967	89
Wake Forest, 2/12/1969	89

**FEWEST FIELD GOAL ATTEMPTS**

NC State, 1/9/1960	30
South Carolina, 2/23/1957	30

**HIGHEST FIELD GOAL PCT.**

Louisville, 1/12/1983	[40-56] .714
-----------------------	--------------

**LOWEST FIELD GOAL PCT.**

Ft. Bragg, 1/2/1945	.126
---------------------	------

**MOST 3-POINT FIELD GOALS**

The Citadel, 11/22/2021	18
-------------------------	----

**MOST 3-POINT FIELD GOAL ATTEMPTS**

Coppin State, 11/28/2020	35
--------------------------	----

**MOST FREE THROWS MADE**

NC State, 1/8/1955	38
--------------------	----

**FEWEST FREE THROWS MADE**

3x, last Georgia Southern, 12/15/2015	0
---------------------------------------	---

**MOST FREE THROW ATTEMPTS**

George Washington, 2/9/1953	54
North Carolina, 3/1/1957	54

**FEWEST FREE THROW ATTEMPTS**

Maryland, 2/18/1978	1
---------------------	---

**MOST FREE THROWS MADE, NO MISSES**

Davidson, 11/18/2011	[14-14] 1.000
----------------------	---------------

**LOWEST FREE THROW PCT.**

3x, last Georgia Southern, 12/15/2015	[0-4] .000
---------------------------------------	------------

**MOST REBOUNDS**

North Carolina, 3/5/2016	64
--------------------------	----

**MOST ASSISTS**

Auburn, 12/30/1981	27
--------------------	----

**LARGEST VICTORY MARGIN**

Norfolk, 1/5/1944	33
-------------------	----

**MOST PERSONAL FOULS**

New Hampshire, 12/29/1982	38
---------------------------	----

**FEWEST PERSONAL FOULS**

Cherry Point Marines, 1/8/1944	6
Fort Bragg, 12/21/1943	6

**MOST DISQUALIFICATIONS**

NC State, 1/7/1950	5
--------------------	---

**CAMERON INDOOR STADIUM RECORDS**

**CAMERON INDOOR STADIUM MILESTONE GAMES**

Game 1	Jan. 6, 1940 Duke 36, Princeton 27
Game 100	Jan. 24, 1948 Duke 52, Virginia Tech 45
Game 200	Feb. 5, 1957 Duke 90, Pittsburgh 72
Game 300	Jan. 28, 1967 Duke 99, NC State 60
Game 400	Feb. 25, 1976 Clemson 90, Duke 89
Game 500	Jan. 11, 1984 Duke 73, Appalachian State 60
Game 600	Dec. 1, 1990 Duke 111, Charlotte 94
Game 700	Feb. 2, 1997 Duke 70, Georgia Tech 61
Game 800	Feb. 8, 2004 Duke 81, Clemson 55
Game 900	Feb. 4, 2010 Duke 86, Georgia Tech 67
Game 1,000	Feb. 8, 2016 Duke 72, Louisville 65
Game 1,100	Feb. 19, 2022 Duke 88, Florida State 70

**RECORDS**

<b>TOTALS</b>	
Games	1,117
Duke Total Points (Average)	89,394 (80.0)
Opponent Points (Average)	71,352 (63.9)

**WIN-LOSS RECORDS**

Duke Overall Record	946-171 (.847)
ACC Regular Season	416-109 (.792)
Non-Conference Regular Season	443-40 (.917)
Duke When Ranked	640-65 (.908)
Duke When Ranked No. 1	109-6 (.948)
Duke When Ranked Top 5	332-31 (.915)
Duke When Ranked Top 10	537-49 (.916)
Duke vs. Ranked Team	126-67 (.653)
Duke vs. No. 1	4-6 (.400)
Duke vs. Top 5	24-27 (.471)
Duke vs. Top 10	52-49 (.515)
Ranked vs. Ranked	100-30 (.769)
Top 5 vs. Top 5	12-4 (.750)
Top 10 vs. Top 10	37-14 (.725)
Overtime	25-15 (.625)

**MOST VICTORIES**

By Duke	17 in 2010 17 in 2011 17 in 2014
---------	--

**MOST LOSSES**

By Duke	8 in 1944
---------	-----------

**FEWEST LOSSES**

By Duke	0, 19 times; last in 2023 (16-0)
---------	----------------------------------

**MOST 100-POINT GAMES**

By Duke	7 in 2001
By Opponents	3 in 1983

**ALL-TIME 100-POINT GAMES**

By Duke	133
By Opponents	6

**50TH ANNIVERSARY GAME**

Jan. 6, 1990	Duke 76, Virginia 68
--------------	----------------------

**75TH ANNIVERSARY GAME**

Jan. 3, 2015	Duke 85, Boston College 62
--------------	----------------------------

**LONGEST WINNING STREAK**

Jan. 13, 1997 - Feb. 5, 2000	46 games
Feb. 22, 2009 - Jan. 19, 2012	45 games
Nov. 9, 2012 - Jan. 3, 2015	41 games
Nov. 25, 2001 - Feb. 26, 2004	41 games
Nov. 14, 1990 - Jan. 16, 1993	36 games

**LONGEST NON-CONFERENCE WINNING STREAK**

Nov. 14, 2000 - Nov. 26, 2019	150 games
Feb. 2, 1983 - Dec. 2, 1995	95 games

**YEAR-BY-YEAR WIN-LOSS RECORD**

Year	W	L	Pct.	Year	W	L	Pct.
1940	9	1	.900	1983	9	7	.563
1941	6	5	.545	1984	11	5	.688
1942	11	0	1.000	1985	12	3	.800
1943	8	3	.727	1986	15	0	1.000
1944	7	8	.467	1987	14	2	.875
1945	6	5	.545	1988	12	2	.857
1946	10	2	.833	1989	14	1	.933
1947	8	3	.727	1990	13	1	.929
1948	12	4	.800	1991	16	0	1.000
1949	7	3	.700	1992	13	0	1.000
1950	11	2	.846	1993	14	2	.875
1951	7	3	.700	1994	14	2	.875
1952	11	1	.917	1995	8	6	.571
1953	9	2	.818	1996	11	4	.733
1954	10	1	.909	1997	15	2	.882
1955	9	1	.900	1998	15	0	1.000
1956	9	1	.900	1999	14	0	1.000
1957	8	1	.889	2000	13	2	.867
1958	9	0	1.000	2001	13	2	.819
1959	7	3	.700	2002	13	0	1.000
1960	5	4	.556	2003	15	0	1.000
1961	8	0	1.000	2004	14	1	.933
1962	11	1	.917	2005	14	1	.933
1963	11	0	1.000	2006	14	1	.933
1964	10	0	1.000	2007	15	4	.789
1965	8	2	.800	2008	15	1	.938
1966	10	0	1.000	2009	16	1	.941
1967	9	1	.900	2010	17	0	1.000
1968	9	1	.900	2011	17	0	1.000
1969	6	4	.600	2012	13	3	.813
1970	8	2	.800	2013	16	0	1.000
1971	8	2	.800	2014	17	0	1.000
1972	10	2	.833	2015	15	1	.938
1973	8	2	.800	2016	15	3	.833
1974	7	4	.636	2017	15	1	.938
1975	8	4	.667	2018	15	1	.938
1976	8	4	.667	2019	15	2	.882
1977	6	5	.545	2020	15	2	.882
1978	12	0	1.000	2021	8	5	.615
1979	10	1	.909	2022	15	3	.833
1980	10	2	.833	2023	16	0	1.000
1981	11	3	.786	<b>Totals</b>	<b>946</b>	<b>171</b>	<b>.847</b>
1982	8	7	.533				



**KRZYZEWSKIVILLE**

Though tents popped up from time to time at Duke before the arrival of Mike Krzyzewski in 1980, Krzyzewskiville – named “Tent City” prior to that – came to form as we know it today in 1986 when the popularity of the team soared with its immense success. After its humble beginnings when only a handful of students erected tents in the courtyard area outside of Cameron Indoor Stadium, Krzyzewskiville has grown and is now an integral part of the Duke culture. Today, more than a thousand students camp out for their place in line in order to get the best seats at games, sometimes for as long as 10 weeks.

The increased growth of K-ville has brought on more rules. Currently, the home game versus UNC is the only game designated as a “tenting game.” At least one person needs to man the tent at all times unless the head line monitor, who is essentially the mayor of K-ville, declares a grace period. Generally, there are 12 people in each tent, which are often adorned with numbers and phrases to differentiate themselves.

Coach K addressed the students prior to the UNC home game, and is known to send pizzas to them for their dedication to the Duke basketball team. Keeping true to its emphasis on schoolwork, Duke officials made sure that wireless internet access is available in K-ville during a recent courtyard renovation so students could handle their academic requirements during the spring semester.

Duke’s “Sixth Man,” better known as the Cameron Crazies, is among the best cheering sections in all of sports. Their creativity is emulated, but never matched, at other schools around the nation. Largely because of their fervent support, the game experience at Cameron Indoor Stadium has become an event itself and a destination for many die-hard sports fans in the United States.



## 100-POINT GAMES

## DUKE'S 100-POINT GAMES (CHRONOLOGICAL ORDER)

Date	Opponent	Loc	W/L	Score	Date	Opponent	Loc	W/L	Score	Date	Opponent	Loc	W/L	Score
12/14/2021	SC State	H	W	103-62	12/1/1992	Canisius	H	W	110-62	1/5/1965	Penn State	H	W	121-88
11/22/2021	The Citadel	H	W	107-81	3/28/1992	Kentucky	N	W (ot)	104-103	12/19/1964	Virginia	A	W	104-91
2/25/2020	Wake Forest	A	L (2ot)	101-113	2/1/1992	Notre Dame	H	W	100-71	12/12/1964	South Carolina	H	W	111-72
11/12/2019	Central Arkansas	H	W	105-54	1/27/1992	Clemson	H	W	112-73	3/14/1964	Connecticut	N	W	101-54
12/18/2018	Princeton	H	W	101-50	1/18/1992	Charlotte	H	W	104-82	2/29/1964	North Carolina	A	W	104-69
12/1/2018	Stetson	H	W	113-49	1/15/1992	NC State	H	W	110-75	2/8/1964	NC State	A	W	104-72
11/6/2018	Kentucky	N	W	118-84	11/30/1991	Harvard	H	W	118-65	2/1/1964	Navy	H	W	121-63
12/30/2017	Florida State	H	W	100-93	1/25/1991	East Carolina	H	W	103-75	2/23/1963	North Carolina	H	W	106-93
12/20/2017	Evansville	H	W	104-40	3/14/1991	La.-Monroe	N	W	102-73	1/26/1963	West Virginia	H	W	111-71
12/5/2017	St. Francis (Pa.)	H	W	124-67	2/9/1991	Maryland	H	W	101-81	12/29/1962	Wake Forest	N	W	113-87
1/4/2017	Georgia Tech	H	W	110-57	1/2/1991	Boston U.	H	W	109-55	2/10/1962	Virginia	H	W	101-75
12/30/2015	Long Beach State	H	W	103-81	12/19/1990	Harvard	A	W	103-61	1/11/1962	Clemson	A	W	104-96
12/28/2015	Elon	H	W	105-66	12/1/1990	Charlotte	H	W	111-94	12/5/1961	Davidson	H	W	117-72
11/14/2015	Bryant	H	W	113-75	1/26/1990	East Carolina	H	W	125-82	2/23/1961	Seton Hall	A	W	112-78
11/15/2014	Fairfield	H	W	109-59	11/16/1990	Boston College	H	W	100-76	2/9/1961	Wake Forest	H	W	100-90
11/14/2014	Presbyterian	H	W	113-44	3/9/1990	Maryland	N	W	104-84	1/31/1961	South Carolina	A	W	107-94
11/8/2013	Davidson	H	W	111-77	2/12/1990	Stetson	A	W	102-67	12/1/1960	South Carolina	H	W	107-79
12/30/2011	Western Michigan	H	W	110-70	2/10/1990	Maryland	A	W (ot)	114-111	1/11/1956	Clemson	A	W	109-80
12/29/2010	UNC Greensboro	A	W	108-62	1/22/1990	William & Mary	A	W	109-76	2/22/1955	Virginia	A	W	105-92
11/19/2010	Colgate	H	W	110-58	1/3/1990	The Citadel	H	W	108-69	2/5/1955	West Virginia	H	W	115-75
12/31/2009	Pennsylvania	H	W	114-55	12/28/1989	Drake	N	W	101-77	1/15/1955	Virginia	H	W	109-89
12/15/2009	Gardner-Webb	H	W	113-68	12/9/1989	Michigan	A	L (ot)	108-113	12/14/1954	Davidson	A	W	107-75
11/21/2009	Radford	H	W	104-67	12/2/1989	Northwestern	A	W	103-77	12/3/1954	Clemson	H	W	115-54
11/17/2009	Charlotte	H	W	101-59	11/29/1989	Canisius	H	W	102-66	2/13/1954	Virginia Tech	A	W	107-53
2/22/2009	Wake Forest	H	W	101-91	11/25/1989	Harvard	H	W	130-54	12/12/1953	William & Mary	H	W	109-44
12/17/2008	Albany	H	W	111-70	2/18/1989	Kansas	H	W	102-77	12/5/1953	Tennessee	H	W	101-61
11/9/2007	NC Central	H	W	121-56	2/5/1989	Notre Dame	A	W	102-80	12/2/1953	Furman	H	W	110-76
12/31/2005	UNC Greensboro	N	W	102-69	1/11/1989	William & Mary	H	W	100-38	2/12/1953	Wake Forest	A	W (ot)	101-99
12/18/2005	Valparaiso	H	W	104-77	1/5/1989	Davidson	H	W	101-53	12/15/1951	VMI	H	W	102-45
2/20/2005	Wake Forest	H	W	102-92	12/10/1988	Miami (Fla.)	A	W	117-102					
1/30/2005	Virginia Tech	H	W	100-65	2/1/1988	Clemson	H	W	101-63					
1/15/2003	Virginia	H	W	104-93	1/23/1988	Wake Forest	A	W	103-70					
11/23/2002	Army	H	W	101-53	1/6/1988	Miami (Fla.)	H	W	107-69					
2/14/2002	NC State	H	W	108-71	1/4/1988	William & Mary	H	W	101-70					
1/19/2002	Wake Forest	H	W	103-80	12/21/1987	Harvard	H	W	121-62					
1/10/2002	Georgia Tech	H	W	104-79	12/9/1987	Davidson	A	W	105-71					
1/2/2002	Davidson	N	W	106-73	11/28/1987	App. State	H	W	110-74					
12/8/2001	Michigan	A	W	104-83	1/24/1987	Clemson	A	W (ot)	105-103					
11/25/2001	Portland	H	W	104-62	12/30/1986	Northwestern	H	W	106-55					
2/11/2001	NC State	H	W	101-75	12/3/1986	East Carolina	H	W	103-65					
2/4/2001	Florida State	H	W	100-58	2/19/1986	Miami (Fla.)	H	W	104-82					
1/13/2001	Virginia	H	W	103-61	1/26/1985	Clemson	A	W	100-83					
1/7/2001	Clemson	H	W	115-72	2/26/1983	Georgia Tech	H	W	106-81					
12/30/2000	NC A&T	H	W	108-73	2/19/1983	Wake Forest	A	L	104-110					
12/9/2000	Michigan	H	W	104-61	12/20/1980	Detroit	H	W	111-71					
12/5/2000	Davidson	H	W	102-60	2/11/1978	Davidson	H	W	104-88					
2/16/2000	Florida State	H	W	101-68	2/8/1978	Virginia	H	W	100-75					
2/5/2000	Virginia	H	W	106-86	1/28/1978	East Carolina	H	W	105-82					
1/5/2000	Virginia	A	W (ot)	109-100	1/11/1978	Clemson	A	W	107-85					
12/21/1999	Davidson	H	W	109-65	1/9/1978	Lehigh	H	W	105-63					
12/19/1999	NC A&T	H	W	101-60	11/29/1977	Wash. College	H	W	110-66					
12/11/1999	Michigan	A	W	104-97	1/5/1977	Davidson	A	W	102-51					
11/20/1999	Army	H	W	100-42	1/24/1976	NC State	A	L	101-106					
3/4/1999	Virginia	N	W	104-67	12/27/1975	W. Kentucky	N	W	111-90					
2/13/1999	Wake Forest	H	W	102-71	11/29/1975	Johns Hopkins	H	W	103-72					
2/11/1999	Virginia	H	W	100-54	2/22/1975	Georgia Tech	H	W	107-76					
1/10/1999	Virginia	A	W	115-69	1/29/1975	Davidson	A	W	113-76					
12/30/1998	UNC Greensboro	H	W	104-58	1/22/1975	Wake Forest	A	L	109-122					
12/12/1998	Michigan	H	W	108-64	11/30/1974	Cornell	H	W	100-62					
12/9/1998	Florida	H	W	116-86	12/29/1973	Yale	H	W	105-80					
11/26/1998	Notre Dame	N	W	111-82	12/30/1972	Harvard	H	W	102-76					
11/21/1998	SC State	H	W	120-56	12/12/1972	East Carolina	H	W	108-74					
2/22/1998	UCLA	H	W	120-84	2/20/1971	Virginia	H	W	101-69					
1/20/1998	NC A&T	H	W	101-66	12/15/1970	Virginia Tech	H	W	104-75					
1/3/1998	Maryland	A	W	104-72	2/17/1969	Virginia	H	W	100-81					
12/21/1997	Mercer	H	W	126-64	2/12/1969	Wake Forest	H	W	122-93					
12/6/1997	Virginia	H	W	103-59	2/14/1968	Wake Forest	H	W	105-65					
11/24/1997	Chaminade	N	W	106-70	1/9/1968	Clemson	H	W	101-79					
11/20/1997	Davidson	H	W	100-65	12/30/1967	Wake Forest	N	W	103-76					
1/2/1997	SC State	H	W	104-54	12/13/1967	Virginia	H	W	103-61					
12/30/1996	Western Carolina	H	W	104-54	2/28/1967	Wake Forest	A	W	113-71					
12/22/1996	Army	H	W	100-38	2/1/1967	Virginia	A	W	100-77					
12/2/1996	Lehigh	H	W	103-51	3/3/1966	Wake Forest	N	W	103-73					
12/20/1995	Western Carolina	H	W	107-67	1/15/1966	Wake Forest	H	W	101-81					
2/2/1995	North Carolina	H	L (2ot)	100-102	12/21/1965	Michigan	N	W (ot)	100-93					
11/2/1995	SC State	H	W	107-61	12/14/1965	Furman	H	W	102-67					
12/6/1994	G. Washington	H	W	103-73	12/1/1965	Virginia Tech	N	W	112-79					
1/22/1994	Florida State	H	W	106-79	3/5/1965	Wake Forest	N	W	101-81					
3/18/1993	Southern Illinois	N	W	105-70	2/20/1965	Notre Dame	N	W	101-88					
1/26/1993	San Francisco	H	W	117-73	2/11/1965	Virginia	H	W	136-72					
1/6/1993	Clemson	H	W	110-67	2/6/1965	West Virginia	H	W	109-89					
12/30/1992	Boston U.	H	W	106-72	1/16/1965	Wake Forest	H	W	105-77					
12/7/1992	Northeastern	H	W	103-72	1/12/1965	Clemson	H	W	106-81					

**100-POINT GAMES**

**RECORD VS. OPPONENT IN 100-POINT GAMES**

	W	L
Albany	1	0
Appalachian State	1	0
Army	3	0
Boston College	1	0
Boston	2	0
Bryant	1	0
Canisius	2	0
Central Arkansas	1	0
Chaminade	1	0
Charlotte	3	0
The Citadel	1	0
Clemson	12	0
Colgate	1	0
Connecticut	1	0
Cornell	1	0
Davidson	12	0
Detroit	1	0
Drake	1	0
East Carolina	5	0
Elon	1	0
Evansville	1	0
Fairfield	1	0
Florida	1	0
Florida State	4	0
Furman	2	0
Gardner-Webb	1	0
George Washington	1	0
Georgia Tech	4	0
Harvard	5	0
Johns Hopkins	1	0
Kansas	1	0
Kentucky	2	0
Lehigh	2	0
Long Beach State	1	0
Louisiana Monroe	1	0
Maryland	4	0
Mercer	1	0
Miami (Fla.)	3	0
Michigan	5	1
Navy	1	0
NC State	4	1
North Carolina	2	1
North Carolina A&T	3	0
North Carolina Central	1	0
Northeastern	1	0
Northwestern	2	0
Notre Dame	4	0
Penn State	1	0
Pennsylvania	1	0
Portland	1	0
Presbyterian	1	0
Princeton	1	0
Radford	1	0
San Francisco	1	0
Seton Hall	1	0
South Carolina	3	0
South Carolina State	4	0
Southern Illinois	1	0
St. Francis (Pa.)	1	0
Stetson	2	0
Tennessee	1	0
The Citadel	1	0
UCLA	1	0
UNC Greensboro	3	0
Valparaiso	1	0
Virginia	18	0
Virginia Tech	4	0
VMI	1	0
Wake Forest	16	3
Washington College	1	0
West Virginia	3	0
Western Carolina	2	0
Western Kentucky	1	0
Western Michigan	1	0
William & Mary	4	0
Yale	1	0
<b>TOTAL</b>	<b>190-6 (.969)</b>	

**DUKE 100-POINT GAME FACTS**

Duke 100-Point Game Record	190-6
Home 100-Point Game Record	135-1
100-Point Game Record at Cameron Indoor Stadium	135-1
Away 100-Point Game Record	32-5
Neutral Site 100-Point Game Record	23-0
Overtime 100-Point Game Record	6-3
Most Consecutive Wins When Scoring 100	[12/20/1995 - 11/12/2019] 71
	[12/15/1951 - 11/30/74] 54
Most Consecutive Losses When Scoring 100	[Five times] 1
Most Consecutive 100-Point Games	3, three times
	vs. Michigan, NC A&T and Davidson in 1999-00
	vs. Army, Western Carolina and SC State in 1996-97
	and vs. Harvard, Canisius and Northwestern in 1989-90
Most Frequent 100-Point Game Opponent	[last in 2003] Virginia, 18 times
Most 100-Point Games in a Season	[1964-65] 9
When Opponent Scores 100 Points	5-33
When Both Teams Score 100 Points	5-6

**OPPONENTS' 100-POINT GAMES (CHRONOLOGICAL ORDER)**

Date	Opponent	Loc	W/L	Score	Date	Opponent	Loc	W/L	Score
12/22/1952	George Washington	A	L	87-113	12/8/1982	Virginia	H	L	91-104
12/29/1956	NC State	N	L	80-102	1/22/1983	North Carolina	A	L	82-103
12/12/1958	West Virginia	A	L	63-101	2/5/1983	Virginia	A	L	84-105
2/14/1961	Wake Forest	A	L	89-103	2/19/1983	Wake Forest	A	L	104-110
12/10/1967	UCLA	A	L	87-107	2/21/1983	Maryland	H	L	90-101
3/18/1968	St. Peter's	N	L	71-100	3/5/1983	North Carolina	H	L	81-105
12/20/1968	Wake Forest	N	L	78-106	3/11/1983	Virginia	N	L	66-109
12/8/1973	Virginia	A	L	82-104	1/24/1987	Clemson	A	W (ot)	105-103
2/2/1974	Maryland	A	L	83-104	12/10/1988	Miami	O	W	117-102
2/20/1974	NC State	A	L	87-113	12/9/1989	Michigan	A	L (ot)	108-113
12/20/1974	Louisiana State	N	L	95-105	2/10/1990	Maryland	A	W (ot)	114-111
1/22/1975	Wake Forest	A	L	109-122	4/2/1990	UNLV	N	L	73-103
2/8/1975	Maryland	H	L	80-104	2/24/1991	Arizona	A	L (2ot)	96-103
2/15/1975	Clemson	A	L	66-100	3/28/1992	Kentucky	N	W (ot)	104-103
1/2/1976	NC State	N	L	95-104	2/2/1995	North Carolina	H	L (2ot)	100-102
1/14/1976	Clemson	A	L (ot)	96-102	2/26/1995	UCLA	A	L	77-100
1/24/1976	NC State	A	L	101-106	1/5/2000	Virginia	A	W (ot)	109-100
2/1/1976	Maryland	A	L	91-102	2/11/2009	North Carolina	H	L	87-101
2/2/1980	Maryland	A	L	82-101	2/25/2020	Wake Forest	A	L (2ot)	101-113



**OVERTIME GAMES**

**DUKE'S OVERTIME GAMES (CHRONOLOGICAL ORDER)**

RECORD BOOK

Date	Opponent	Loc	W/L	Score
2/11/2023	Virginia	A	L	62-69
1/18/2022	Florida State	A	L	78-79
3/2/2021	Georgia Tech	A	L	77-81
2/27/2021	Louisville	H	L	83-85
2/25/2020	Wake Forest	20T	A	101-113
2/8/2020	North Carolina	A	W	98-96
11/26/2019	Stephen F. Austin	H	L	83-85
1/14/2019	Syracuse	H	L	91-95
3/25/2018	Kansas	N	L	81-85
11/24/2017	Texas	N	W	85-78
3/10/2016	Notre Dame	N	L	79-84
12/19/2015	Utah	N	L	75-77
2/25/2015	Virginia Tech	A	W	91-86
2/18/2015	North Carolina	H	W	92-90
2/1/2014	Syracuse	A	L	89-91
2/25/2012	Virginia Tech	H	W	70-65
2/3/2012	Miami	H	L	74-78
2/7/2009	Miami	H	W	78-75
12/20/2007	Pittsburgh	N	L	64-65
3/8/2006	NC State	N	L	80-85
2/1/2007	Virginia	A	L	66-68
1/6/2007	Virginia Tech	H	L	67-69
2/4/2006	Florida State	H	W	97-96
2/12/2005	Maryland	A	L	92-99
3/14/2004	Maryland	N	L	87-95
2/5/2004	North Carolina	A	W	83-81
2/13/2003	Wake Forest	20T	A	80-94
12/18/2001	Kentucky	N	W	95-92
1/27/2001	Maryland	A	W	98-96
2/3/2000	North Carolina	A	W	90-86
1/19/2000	NC State	H	W	92-88
1/5/2000	Virginia	A	W	109-100
12/4/1999	DePaul	H	W	84-83
11/11/1999	Stanford	N	L	79-80
1/24/1999	St. John's	A	W	92-88
1/7/1997	Clemson	A	L	82-86
12/5/1996	Florida State	H	W	72-66
2/17/1996	NC State	H	W	79-76
2/7/1996	Georgia Tech	A	L	71-73
2/2/1995	North Carolina	20T	H	100-102
1/14/1995	Virginia	20T	H	88-91
1/24/1993	Florida State	A	L	88-89
1/4/1993	Oklahoma	H	W	88-84
3/28/1992	Kentucky	N	W	104-103
12/14/1991	Michigan	A	W	88-85
2/24/1991	Arizona	20T	A	96-103
3/24/1990	Connecticut	N	W	79-78
2/10/1990	Maryland	A	W	114-111
1/24/1990	NC State	H	W	85-82
12/9/1989	Michigan	A	L	108-113
2/20/1988	Kansas	A	W	74-70
3/6/1987	NC State	N	L	64-71
2/15/1987	Notre Dame	A	L	66-70
1/31/1987	Wake Forest	A	W	62-60
1/24/1987	Clemson	A	W	105-103
1/30/1985	Wake Forest	A	W	76-70
1/17/1985	Wake Forest	H	L	89-91
1/14/1985	Maryland	A	L	76-78
3/9/1984	Georgia Tech	N	W	67-63
3/3/1984	North Carolina	20T	A	83-96
2/23/1984	NC State	A	W	73-70
2/18/1984	Wake Forest	H	W	79-77
2/24/1982	Clemson	30T	H	73-72
2/8/1982	UNC Wilmington	H	W	67-57
11/28/1981	Vanderbilt	20T	H	75-76
2/28/1981	North Carolina	H	W	66-65
2/25/1981	Clemson	A	L	52-54
12/9/1980	Vanderbilt	A	W	72-69
2/20/1980	Clemson	H	W	87-82
1/9/1980	Clemson	A	L	82-87
12/29/1979	Cincinnati	H	W	87-75
12/21/1979	Boston College	N	W	70-64
11/17/1979	Kentucky	N	W	82-76
12/29/1978	Ohio State	N	L	84-90
12/10/1977	Southern Cal	A	L	81-87
2/5/1977	Maryland	H	L	64-65
1/17/1977	Virginia	A	W	82-74
1/12/1977	Clemson	H	L	73-80
12/14/1976	Connecticut	N	W	64-62
3/4/1976	Maryland	N	L	78-80
1/21/1976	Wake Forest	H	W	97-93
1/14/1976	Clemson	A	L	96-102
2/1/1975	Virginia	H	L	85-92

Date	Opponent	Loc	W/L	Score	
1/3/1975	North Carolina	N	W	99-96	
3/2/1974	North Carolina	A	L	92-96	
1/3/1973	Virginia	A	L	74-80	
2/23/1972	NC State	H	W	74-73	
12/7/1971	Pennsylvania	H	L	49-50	
3/27/1971	St. Bonaventure	N	L	88-92	
2/18/1970	Davidson	A	W	79-76	
1/7/1970	Wake Forest	H	W	78-72	
12/1/1969	Virginia Tech	20T	N	W	66-63
2/19/1969	Davidson	A	L	80-88	
3/2/1968	North Carolina	30T	H	W	87-86
1/14/1967	Maryland	A	W	72-69	
2/22/1966	Wake Forest	A	L	98-99	
12/21/1965	Michigan	N	W	100-93	
2/9/1965	NC State	H	W	78-67	
12/30/1964	Ohio State	20T	A	W	94-89
12/10/1964	Navy	N	W	93-87	
1/25/1964	Tennessee	N	W	67-65	
12/11/1963	Vanderbilt	A	L	92-97	
2/25/1961	North Carolina	A	L	66-69	
1/11/1961	Virginia	A	W	92-90	
12/3/1960	Louisiana State	H	W	80-74	
3/7/1958	Maryland	N	L	65-71	
2/25/1958	Virginia	30T	A	L	68-70
1/11/1958	NC State	20T	H	W	76-75
12/28/1957	Wake Forest	N	W	79-75	
12/21/1957	Pittsburgh	20T	A	L	84-87
2/2/1957	Navy	A	L	69-71	
3/4/1955	Virginia	N	W	90-77	
2/19/1953	William & Mary	A	L	82-85	

Date	Opponent	Loc	W/L	Score	
2/12/1953	Wake Forest	A	W	101-99	
2/9/1952	Navy	A	W	70-68	
1/5/1952	NC State	H	L	70-72	
1/6/1951	NC State	H	L	71-77	
2/11/1950	George Washington	20T	A	L	55-62
12/17/1949	Washington & Lee	A	W	81-67	
1/9/1947	NYU	20T	A	L	61-64
2/28/1946	NC State	N	W	44-38	
1/9/1946	North Carolina	A	W	51-46	
1/1/1944	Long Island	A	L	57-59	
2/27/1942	North Carolina	H	W	41-40	
2/13/1941	Wake Forest	H	W	42-41	
2/12/1940	Clemson	H	W	39-37	
3/20/1937	NC State	H	W	36-33	
3/17/1937	VMI	A	L	31-32	
2/6/1936	North Carolina	A	W	36-34	
3/6/1935	Navy	A	L	38-44	
2/20/1932	Maryland	H	L	18-20	
2/8/1932	Tennessee	A	L	31-32	
1/9/1932	William & Mary	H	W	28-20	
2/20/1922	Florida	A	L	26-33	
1/13/1920	Elon	A	W	18-16	
1914	NC State	H	W	33-25	

Game decided in single overtime, except where noted

**DUKE OVERTIME FACTS**

Duke Overtime Record	71-65 (522)
Home Overtime Record	28-16
Overtime Record at Cameron Indoor Stadium	25-15
Away Overtime Record	27-35
Neutral Site Overtime Record	16-14
Longest Win Streak	[12/4/1999 - 12/18/2001] 6
Longest Losing Streak	[1/24/1993 - 2/7/1996]; [1/6/2007 - 12/20/07]; 2/25/20 - present] 5
Single Overtime Games	[65-53] 118
Double Overtime Games	[4-11] 15
Triple Overtime Games	[2-1] 3
Most Frequent Overtime Opponent	[last in 2007] NC State, 14 times
Most Overtime Games in a Season	[1957-58, 1979-80 & 1999-2000] 5
Most Overtime Periods in a Season	[1957-58] 9



Christian Laettner's game-winner at the buzzer in overtime versus Kentucky propelled Duke to the Final Four in 1992. It became known in college basketball lore as "The Shot."

**HERE COMES DUKE**

**OPPONENT RECORDS**

**TEAM, GAME**

**MOST POINTS**

By	Wake Forest (a), 1/22/1975	122
	George Washington (a), 12/22/1952	113
	NC State (a), 2/20/1974	113
	Michigan (a), 12/9/1989	113
	Wake Forest (a), 2/25/2020	113
	Maryland (a), 2/10/1990	111

**MOST FIELD GOALS MADE**

By	Wake Forest (a), 1/22/1975	49
----	----------------------------	----

**FEWEST FIELD GOALS MADE**

By	NC State (n), 3/8/1968	4
----	------------------------	---

**MOST FIELD GOAL ATTEMPTS**

By	NC State (a), 2/20/1974	100
	Vanderbilt (h), 12/11/1962	100

**FEWEST FIELD GOAL ATTEMPTS**

By	NC State (n), 3/8/1968	13
----	------------------------	----

**HIGHEST FIELD GOAL PCT.**

By	Georgetown (a), 1/30/2010	[33-46] .717
----	---------------------------	--------------

**LOWEST FIELD GOAL PCT.**

By	Ft. Bragg (h), 1/2/1945	.126
----	-------------------------	------

**MOST 3-POINT FIELD GOALS MADE**

By	The Citadel (h), 11/22/2021	18
----	-----------------------------	----

**MOST 3-POINT FIELD GOAL ATTEMPTS**

By	Kansas (n), 3/25/2018	36
----	-----------------------	----

**MOST FREE THROWS MADE**

By	Wake Forest (n), 12/20/1968	42
----	-----------------------------	----

**FEWEST FREE THROWS MADE**

By	Maryland (h), 2/18/1978	0
	Georgia Tech (h), 2/3/1982	0
	Georgia Tech (h), 1/7/2014	0
	Georgia Southern (h), 12/15/2015	0
	Clemson (h), 1/25/2022	0

**MOST FREE THROW ATTEMPTS**

By	Virginia (a), 2/22/1955	55
----	-------------------------	----

**FEWEST FREE THROW ATTEMPTS**

By	NC State (n), 12/1/1978	1
	Maryland (h), 2/18/1978	1
	Clemson (h), 1/25/2022	0

**MOST FREE THROWS MADE, NO MISSES**

By	NC State (a), 2/25/1970	[17-17] 1.000
----	-------------------------	---------------

**LOWEST FREE THROW PCT.**

By	Maryland (h), 2/18/1978	[0-1] .000
	Georgia Tech (h), 2/3/1982	[0-7] .000
	Georgia Tech (h), 1/7/2014	[0-6] .000
	Georgia Southern (h), 12/15/2015	[0-4] .000
	Clemson (h), 1/25/2022	[0-1] .000

**MOST REBOUNDS**

By	Wake Forest (n), 12/20/1968	68
----	-----------------------------	----

**MOST ASSISTS**

By	Clemson (a), 2/26/1986	36
----	------------------------	----

**MOST PERSONAL FOULS**

By	North Carolina (a), 2/6/1953	39
----	------------------------------	----

**FEWEST PERSONAL FOULS**

By	Washington & Lee (a), 2/16/1939	4
	Oklahoma State (a), 12/19/1939	4

**MOST DISQUALIFICATIONS**

By	5X; last by Maryland (a), 2/10/1990	5
----	-------------------------------------	---

**INDIVIDUAL RECORDS, GAME**

**POINTS**

1.	Ernie Beck, Pennsylvania (n), 12/30/1952	47
2.	Don Hennon, Pittsburgh (a), 12/21/1957	45
	Kenny Carr, NC State (n), 1/2/1976	45
4.	Dickie Hemric, Wake Forest (h), 2/12/1953	44
	Kenny Higgs, LSU (n), 12/20/1974	44
	Kenny Carr, NC State (a), 1/24/1976	44
7.	Grady Wallace, South Carolina (h), 2/23/1957	43
8.	Buzzy Wilkinson, Virginia (n), 3/4/1954	42
9.	Grady Wallace, South Carolina (n), 3/7/1957	41
	Jack Givens, Kentucky (n), 3/27/1978	41
	Len Bias, Maryland (h), 1/25/1986	41
12.	7x; last Bootsy Thornton, St. John's (a), 1/24/1999	40

**MOST FIELD GOALS MADE**

1.	Don Hennon, Pittsburgh (a), 12/21/1957	20
2.	Ernie Beck, Penn (n), 12/30/1952	18
	Lew Alcindor, UCLA (a), 12/10/1966	18
	Kenny Carr, NC State (n), 1/2/1976	18
	Jack Givens, Kentucky (n), 3/27/1978	18
	Ralph Sampson, Virginia (n), 12/8/1982	18

**MOST FIELD GOAL ATTEMPTS**

1.	Buzzy Wilkinson, Virginia (n), 3/4/1954	44
2.	Don Hennon, Pittsburgh (a), 12/21/1957	42
3.	Grady Wallace, South Carolina (n), 3/7/1957	40
4.	Rod Hundley, West Virginia (n), 12/27/1956	32
	Grady Wallace, South Carolina (h), 2/23/1957	32
	Al Thornton, Florida State (h), 2/4/2006	32

**HIGHEST FIELD GOAL PCT.**

1.	Larry Miller, North Carolina (n), 3/11/1967	[13-14] .929
2.	Ben Coleman, Maryland (a), 2/11/1984	[11-12] .917
3.	Devin Gray, Clemson (h), 1/27/1992	[10-11] .909
	Rasheed Wallace, North Carolina (h), 2/2/1995	[10-11] .909
	Armando Bacot, North Carolina (h), 3/5/2022	[10-11] .909

Minimum 10 field goal attempts

**MOST 3-POINT FIELD GOALS MADE**

1.	Randolph Childress, Wake Forest (n), 3/10/1995	8
	Jimmy Baron, Rhode Island (h), 11/16/2008	8
3.	Mark Mocnik, Campbell (n), 3/19/1992	7
	Tyrone Perry, Delaware (h), 12/19/1995	7
	Bootsy Thornton, St. John's (a), 1/24/1999	7
	Hunter Cattoor, Virginia Tech (n), 3/12/2022	7

**MOST 3-POINT FIELD GOAL ATTEMPTS**

1.	Mark Karcher, Temple (n), 3/21/1999	15
2.	Dennis Scott, Georgia Tech (n), 3/10/1990	13
	Mark Mocnik, Campbell (n), 3/19/1992	13
	Curtis Staples, Virginia (n), 3/5/1998	13
	Bryce Brown, Auburn (n), 11/20/2018	13
6.	14x; last Jarkel Joiner, NC State (h), 2/28/2023	12

**3-POINT FIELD GOAL PCT.**

1.	Tim Mullen, Virginia (a), 2/5/1983	[5-5] 1.000
	Joel Berry II, North Carolina (a), 3/4/2017	[5-5] 1.000
	Jerome Robinson, Boston College (a), 12/9/2017	[5-5] 1.000
4.	Tyrone Perry, Delaware (h), 12/19/1995	[7-8] .875
5.	Marc Campbell, Clemson (h), 1/29/1983	[5-6] .833
	Exree Hipp, Maryland (h), 1/28/1995	[5-6] .833
	Lakista McCuller, NC State (a), 2/18/1995	[5-6] .833
	Devin Smith, Virginia (a), 1/11/2004	[5-6] .833
	Brent Davis, The Citadel (h), 11/22/2021	[5-6] .833

Minimum five three-point field goal attempts

**MOST FREE THROWS MADE**

1.	Bob Zeitz, NC State (n), 12/29/1956	22
2.	■ Grady Wallace, South Carolina (h), 2/23/1957	21
	York Larese, North Carolina (n), 12/29/1959	21
4.	Dickie Hemric, Wake Forest (h), 2/19/1955	20
5.	Buzzy Wilkinson, Virginia (a), 2/22/1955	18

**MOST FREE THROWS ATTEMPTED**

1.	■ Dickie Hemric, Wake Forest (h), 2/19/1955	26
2.	Buzzy Wilkinson, Virginia (a), 2/22/1955	25
3.	Grady Wallace, South Carolina (h), 2/23/1957	23
4.	Dickie Hemric, Wake Forest (a), 1/12/1954	22
5.	Buzzy Wilkinson, Virginia (n), 3/4/1954	22

**MOST FREE THROWS MADE, NO MISSES**

1.	York Larese, North Carolina (n), 12/29/1959	21
2.	John Roche, South Carolina (a), 2/14/1970	15
	Carlos Yates, George Mason (h), 1/3/1983	15
	Bryant Crawford, Wake Forest (a), 1/28/2017	15
5.	Kenny Higgs, LSU (n), 12/20/1974	14
	Mark Price, Georgia Tech (n), 3/9/1985	14
7.	Len Bias, Maryland (h), 1/25/1986	13
8.	Jeff Jones, Virginia (h), 1/30/1982	12
	Todd Fuller, NC State (a), 1/18/1996	12
	Jason Capel, North Carolina (h), 3/3/2002	12
	Caleb Love, North Carolina (h), 3/5/2022	12
	Souley Boum, Xavier (n), 11/25/2022	12

**REBOUNDS**

1.	Clyde Lee, Vanderbilt (a), 12/11/1963	26
2.	Sean May, North Carolina (a), 3/6/2005	24
3.	Len Chappell, Wake Forest (a), 2/3/1960	23
4.	Len Chappell, Wake Forest (a), 2/15/1962	22
	Lew Alcindor, UCLA (a), 12/10/1966	22
	Zach Auguste, Notre Dame (n), 3/10/2016	22

**ASSISTS**

1.	Jerry Kroll, Davidson (a), 2/19/1969	19
	Anthony Jenkins, Clemson (a), 2/26/1986	19
	Craig Neal, Georgia Tech (a), 2/28/1988	19
4.	5x; last Jason Kidd, California (n), 3/20/1993	14

**BLOCKS**

1.	Tree Rollins, Clemson (a), 2/3/1977	10
2.	Robert Siler, Wake Forest (h), 1/14/1991	9
3.	Scott VanSchaardenburg, The Citadel (a), 1/16/1991	8
	Acie Earl, Iowa (n), 3/21/1992	8
5.	7x; last Hassan Martin, Rhode Island (n), 11/20/2016	7

**STEALS**

1.	Kenny Anderson, Georgia Tech (a), 1/30/1991	8
2.	Kenny Carr, NC State (h), 2/18/1976	7
	Clyde Austin, NC State (n), 11/27/1976	7
	Dudley Bradley vs. North Carolina (n), 3/3/1979	7
	Spud Webb, NC State (n), 2/20/1985	7
	Chris Corchiani, NC State (a), 1/26/1989	7
	K.C. Rivers, Clemson (v), 2/4/2009	7
	Charlie Moore, Miami (h), 1/8/2022	7

**MINUTES PLAYED**

1.	Larry Miller, North Carolina (h), 3/2/1968	55
2.	Vince Hamilton, Clemson (h), 2/24/1982	53
3.	Mike Eppley, Clemson (h), 2/24/1982	52
	Charles Green, East Carolina (h), 11/27/1982	52
5.	Fred Gilliam, Clemson (h), 2/24/1982	51

■ - Cameron Indoor Stadium record

**INDIVIDUAL RECORDS, CAREER**

**MOST POINTS**

1.	Dickie Hemric, Wake Forest, 1954-57	[9 games] 270
2.	Len Chappell, Wake Forest, 1960-63	[10 games] 255
3.	Lennie Rosenbluth, North Carolina, 1954-56	[9 games] 251
	Phil Ford, North Carolina, 1975-78	[11 games] 251
5.	Bob Leonard, Wake Forest, 1964-66	[10 games] 240
6.	Len Bias, Maryland, 1983-86	[10 Games] 237
7.	Rod Griffin, Wake Forest, 1975-78	[13 Games] 228
8.	Al Wood, North Carolina, 1978-81	[14 Games] 222
9.	Kenny Carr, NC State, 1975-78	[8 Games] 217
10.	Skip Brown, Wake Forest, 1974-77	[10 Games] 194

Non-Conference: Cazzie Russell, Michigan, 1964-66 (4 Games) - 104; John Gerdy, Davidson, 1979-82 (4 Games) - 103



**YEARLY STATISTICS**

RECORD BOOK

**1950-51 RECORD: 20-13; HOME: 7-3; AWAY: 8-8; NEUTRAL: 5-2**

Player	G	MP	FG-FGA	Pct	FT-FTA	Pct	Reb-Avg	PF-DO	Ast	TO	BS	St	Pts-Avg
Groat	33	-	285-713	.400	261-331	.789	-	128-10	-	-	-	-	831-25.2
Crowder	33	-	110-304	.362	53-70	.757	-	104-6	-	-	-	-	273-8.3
York	33	-	104-328	.317	51-83	.614	-	66-2	-	-	-	-	259-7.8
Fleming	33	-	87-295	.295	60-99	.606	-	94-5	-	-	-	-	234-7.1
Deimling	32	-	81-205	.395	60-77	.779	-	80-4	-	-	-	-	222-6.9
Allen	28	-	57-177	.322	52-86	.605	-	59-2	-	-	-	-	166-5.9
Kulpan	29	-	45-130	.346	32-49	.653	-	97-9	-	-	-	-	122-4.2
Johnson	29	-	39-118	.331	15-23	.652	-	52-2	-	-	-	-	93-3.2
Latimer	27	-	32-146	.219	12-26	.461	-	41-3	-	-	-	-	76-2.8
Boyce	8	-	3-9	.333	1-5	.200	-	12-2	-	-	-	-	7-0.9
Strauss	3	-	1-6	.167	0-2	.000	-	4-0	-	-	-	-	2-0.7
Downing	7	-	1-8	.125	1-1	1.000	-	4-0	-	-	-	-	3-0.4
Caudie	1	-	0-0	.000	0-0	.000	-	0-0	-	-	-	-	0-0.0
Lassester	1	-	0-1	.000	0-0	.000	-	0-0	-	-	-	-	0-0.0
Others	16	-	22-74	.297	28-36	.778	-	42-3	-	-	-	-	69-4.3
Duke	33	-	866-2514	.344	623-888	.702	-	783-48	-	-	-	-	2366-71.7
Opp.	33	-	889-2454	.362	541-849	.637	-	751-41	-	-	-	-	2310-70.2

**1951-52 RECORD: 24-6; HOME: 11-1; AWAY: 9-1; NEUTRAL: 4-4**

Player	G	MP	FG-FGA	Pct	FT-FTA	Pct	Reb-Avg	PF-DO	Ast	TO	BS	St	Pts-Avg
Groat	30	-	288-700	.411	204-281	.726	229-7.6	107-10	229	-	-	-	780-26.0
Janicki	30	-	185-487	.380	77-126	.611	476-15.9	87-6	42	-	-	-	447-14.9
D'Emilio	30	-	135-382	.353	65-102	.637	121-4.0	89-6	100	-	-	-	335-11.2
Crowder	30	-	77-188	.410	29-57	.509	220-7.3	104-8	28	-	-	-	183-6.1
Fleming	30	-	51-163	.313	49-93	.527	291-9.7	91-3	65	-	-	-	151-5.0
Lacy	21	-	35-83	.422	20-25	.800	80-3.8	42-1	9	-	-	-	90-4.2
Glasgow	20	-	29-71	.394	17-29	.595	88-4.4	42-1	11	-	-	-	75-3.7
Johnson	29	-	42-120	.350	19-31	.612	381-13	60-0	58	-	-	-	103-3.4
Deimling	28	-	20-66	.303	34-52	.654	123-4.4	61-5	20	-	-	-	74-2.6
Decker	11	-	6-23	.261	10-17	.588	42-3.8	21-2	3	-	-	-	22-2.0
Latimer	28	-	16-47	.341	11-23	.479	39-1.4	29-0	13	-	-	-	43-1.6
Shabel	15	-	5-11	.455	7-10	.700	11-0.7	18-0	10	-	-	-	17-1.1
Duke	30	-	889-2341	.380	542-846	.641	1758-58.6	751-42	588	-	-	-	2320-77.3
Opp.	30	-	757-2282	.331	478-872	.599	-	707-47	-	-	-	-	2019-67.3

**1952-53 RECORD: 18-8; HOME: 9-2; AWAY: 8-3; NEUTRAL: 1-3**

Player	G	MP	FG-FGA	Pct	FT-FTA	Pct	Reb-Avg	PF-DO	Ast	TO	BS	St	Pts-Avg
Janicki	26	-	155-411	.377	126-181	.696	272-10.5	86-6	-	-	-	-	436-16.8
Riegel	26	-	147-361	.404	131-213	.615	189-7.3	93-10	-	-	-	-	425-16.3
D'Emilio	23	-	120-363	.331	96-138	.696	105-4.6	64-3	-	-	-	-	336-14.6
Lacy	23	-	74-142	.528	52-73	.712	95-4.1	59-5	-	-	-	-	200-8.7
Decker	24	-	62-127	.504	56-74	.757	198-8.3	54-2	-	-	-	-	180-7.5
Belmont	22	-	42-120	.350	39-62	.629	54-2.4	40-3	-	-	-	-	123-5.6
Mayer	25	-	40-101	.396	58-83	.699	121-4.8	65-3	-	-	-	-	138-5.5
Shabel	25	-	42-102	.414	36-47	.766	47-1.9	66-4	-	-	-	-	120-4.8
Lamley	19	-	27-79	.342	25-36	.694	78-4.1	25-0	-	-	-	-	79-4.2
Driesell	22	-	24-67	.358	17-39	.436	59-2.7	47-1	-	-	-	-	65-3.0
Cashman	16	-	14-51	.275	16-24	.667	45-2.8	28-1	-	-	-	-	44-2.8
Turner	10	-	12-28	.429	0-1	.000	6-0.6	8-0	-	-	-	-	24-2.4
Peters	9	-	3-6	.500	4-6	.667	2-0.2	9-0	-	-	-	-	10-1.1
Duke	26	-	762-1958	.389	656-977	.672	1271-48.8	644-38	-	-	-	-	2180-83.8
Opp.	26	-	-	-	-	-	-	-	-	-	-	-	2039-78.4

**1953-54 RECORD: 22-6; HOME: 10-1; AWAY: 8-2; NEUTRAL: 4-3**

Player	G	MP	FG-FGA	Pct	FT-FTA	Pct	Reb-Avg	PF-DO	Ast	TO	BS	St	Pts-Avg
Janicki	27	-	140-385	.365	84-122	.689	175-6.5	82-3	-	-	-	-	364-13.5
D'Emilio	27	-	138-380	.363	81-123	.659	104-3.9	74-4	-	-	-	-	357-13.2
Mayer	27	-	114-280	.407	121-153	.791	265-9.8	88-5	-	-	-	-	349-12.9
Belmont	27	-	129-322	.401	77-107	.720	106-3.9	70-2	-	-	-	-	335-12.4
Lacy	26	-	49-112	.433	60-96	.625	89-3.4	35-0	-	-	-	-	158-6.1
Doherty	27	-	58-142	.408	37-52	.712	134-5.0	91-4	-	-	-	-	153-5.6
Driesell	23	-	41-90	.456	34-63	.540	48-2.1	29-1	-	-	-	-	116-5.1
Morgan	25	-	46-109	.422	36-59	.610	132-5.3	71-3	-	-	-	-	128-5.1
Decker	25	-	44-94	.468	22-30	.730	110-4.4	50-1	-	-	-	-	110-4.4
Shabel	21	-	32-68	.471	13-21	.619	18-0.9	31-0	-	-	-	-	77-3.7
Tobin	23	-	26-72	.361	25-52	.481	54-2.3	54-0	-	-	-	-	77-3.4
Turner	20	-	12-31	.387	2-5	.400	17-0.8	12-0	-	-	-	-	26-1.3
Duke	27	-	829-2085	.398	592-883	.671	1252-46.4	687-53	-	-	-	-	2250-83.2
Opp.	27	-	-	-	-	-	-	-	-	-	-	-	1877-69.5

**1954-55 RECORD: 20-8; HOME: 9-1; AWAY: 8-3; NEUTRAL: 4-4**

Player	G	MP	FG-FGA	Pct	FT-FTA	Pct	Reb-Avg	PF-DO	Ast	TO	BS	St	Pts-Avg
Mayer	28	-	217-509	.426	173-229	.755	348-12.4	101-9	-	-	-	-	607-21.7
Belmont	28	-	160-436	.370	120-168	.710	137-4.9	73-1	-	-	-	-	440-15.7
Morgan	28	-	107-248	.440	78-134	.580	255-9.1	113-13	-	-	-	-	292-10.4
Tobin	13	-	41-121	.340	21-30	.700	67-5.2	39-3	-	-	-	-	103-7.9
Turner	28	-	93-278	.333	22-33	.667	29-1.2	17-1	-	-	-	-	208-7.4
Kalibus	24	-	69-162	.430	37-65	.570	72-3.0	43-1	-	-	-	-	175-7.3
Lakata	28	-	72-181	.400	51-80	.640	166-5.9	61-4	-	-	-	-	195-6.9
Lamley	28	-	64-196	.333	39-54	.720	134-4.8	51-2	-	-	-	-	167-5.9
Doherty	25	-	55-118	.460	26-44	.590	111-4.6	54-0	-	-	-	-	136-5.4
Rosenthal	16	-	15-42	.360	6-13	.461	20-1.3	4-0	-	-	-	-	36-2.3
Thuemmel	16	-	6-25	.240	1-9	.111	5-0.3	20-1	-	-	-	-	13-0.7
Blackburn	11	-	4-10	.400	3-10	.300	1-0.1	1-0	-	-	-	-	11-0.1
Others	6	-	0-9	.000	3-4	.750	4-0.8	5-0	-	-	-	-	3-0.5
Duke	28	-	903-2335	.390	580-873	.664	1349-48.2	582-35	-	-	-	-	2386-85.2
Opp.	28	-	651-1824	.360	735-1049	.700	1217-43.4	457-21	-	-	-	-	2037-72.7

**1955-56 RECORD: 19-7; HOME: 9-1; AWAY: 7-4; NEUTRAL: 3-2**

Player	G	MP	FG-FGA	Pct	FT-FTA	Pct	Reb-Avg	PF-DO	Ast	TO	BS	St	Pts-Avg
Mayer	25	-	195-452	.431	163-208	.784	220-8.8	93-4	-	-	-	-	553-22.1
Belmont	26	-	140-381	.367	160-210	.761	123-4.7	76-3	-	-	-	-	440-17.0
Morgan	26	-	96-254	.377	101-137	.737	256-9.8	76-5	-	-	-	-	293-11.2
Kalibus	14	-	43-98	.430	30-59	.650	44-3.0	25-1	-	-	-	-	116-8.2
Harris	26	-	88-223	.367	39-59	.661	73-2.8	64-2	-	-	-	-	203-7.8
Lakata	25	-	73-178	.410	48-73	.657	179-7.1	59-3	-	-	-	-	203-7.8
Newcome	26	-	58-155	.374	22-37	.594	90-3.4	46-1	-	-	-	-	138-5.3
Allen	13	-	13-37	.351	15-26	.577	21-1.6	10-0	-	-	-	-	41-3.1
Schmidt	18	-	13-39	.333	18-37	.486	24-1.3	22-0	-	-			

YEARLY STATISTICS

1960-61 RECORD: 22-6; HOME: 8-0; AWAY: 6-4; NEUTRAL: 8-2

Player	G	MP	FG-FGA	Pct	FT-FTA	Pct	Reb-Avg	PF-DO	Ast	TO	BS	St	Pts-Avg
Heyman	25	-	229-448	.469	171-263	.650	272-10.9	66	-	-	-	-	629-25.2
Youngkin	28	-	146-253	.577	88-152	.578	274-9.8	79	-	-	-	-	380-13.6
Hurt	28	-	140-336	.417	63-97	.649	140-5.0	64	-	-	-	-	343-12.3
Kistler	28	-	143-291	.491	53-88	.602	269-9.6	73	-	-	-	-	339-12.1
Frye	28	-	103-238	.433	73-105	.695	68-2.4	60	-	-	-	-	279-10.0
Schmidt	14	-	25-61	.410	16-19	.842	19-1.9	15	-	-	-	-	66-4.7
Mewhort	26	-	39-81	.481	30-43	.698	69-2.7	35	-	-	-	-	108-4.2
Beal	10	-	5-18	.278	12-15	.800	10-1.0	2	-	-	-	-	22-2.2
Cantwell	14	-	10-24	.417	3-7	.429	4-0.3	12	-	-	-	-	23-1.6
Albright	11	-	6-11	.545	5-7	.714	13-1.2	5	-	-	-	-	17-1.5
Raksnis	2	-	1-1	1.000	1-1	1.000	1-0.5	2	-	-	-	-	3-1.5
Others	-	-	33-59	.559	6-14	.429	60-3.8	26	-	-	-	-	72-4.5
TEAM	-	-	-	-	-	-	182-6.5	-	-	-	-	-	-
Duke	28	-	880-1821	.483	521-811	.642	1381-49.7	438	-	-	-	-	2281-81.5
Opp.	28	-	787-1791	.439	420-615	.699	1191-42.5	-	-	-	-	-	1994-71.2

1961-62 RECORD: 20-5; HOME: 11-1; AWAY: 6-2; NEUTRAL: 3-2

Player	G	MP	FG-FGA	Pct	FT-FTA	Pct	Reb-Avg	PF-DO	Ast	TO	BS	St	Pts-Avg
Heyman	24	-	219-506	.433	170-276	.616	269-11.2	66-2	-	-	-	-	608-25.3
Mullins	25	-	214-416	.514	98-138	.710	259-10.4	68-1	-	-	-	-	526-21.0
Harrison	25	-	99-194	.510	42-56	.750	85-3.4	46-0	-	-	-	-	240-9.6
Mewhort	25	-	63-129	.488	43-58	.741	106-4.2	43-1	-	-	-	-	169-6.8
Buckley	24	-	62-129	.481	37-80	.463	138-5.8	55-0	-	-	-	-	163-6.8
Schmidt	21	-	47-112	.420	13-16	.813	34-1.6	20-0	-	-	-	-	107-5.1
Ulrich	21	-	34-86	.395	10-18	.556	31-1.5	35-0	-	-	-	-	78-3.7
Mullen	12	-	28-57	.491	9-20	.450	58-4.8	17-0	-	-	-	-	65-5.4
Jamieson	18	-	14-26	.539	11-21	.524	42-2.3	32-1	-	-	-	-	39-2.2
Kast	15	-	13-35	.371	6-7	.857	29-1.9	13-0	-	-	-	-	32-2.1
Gebbie	3	-	1-2	.500	1-2	.500	0-0.0	12-0	-	-	-	-	3-1.0
Salisbury	2	-	1-2	.500	0-1	.000	0-0.0	0-0	-	-	-	-	2-1.0
Cox	17	-	7-19	.368	2-5	.400	10-0.6	3-0	-	-	-	-	16-0.9
Hamilton	3	-	1-3	.333	0-0	.000	0-0.0	1-0	-	-	-	-	2-0.7
Williamson	7	-	0-5	.000	1-2	.500	5-0.7	0-0	-	-	-	-	1-0.1
TEAM	-	-	-	-	-	-	197-7.9	-	-	-	-	-	-
Duke	25	-	802-1718	.466	443-700	.633	1263-50.5	411-5	-	-	-	-	2049-82.0
Opp.	25	-	686-1607	.427	326-500	.652	990-39.6	-	-	-	-	-	1698-67.9

1962-63 RECORD: 27-3; HOME: 11-0; AWAY: 9-2; NEUTRAL: 7-1

Player	G	MP	FG-FGA	Pct	FT-FTA	Pct	Reb-Avg	PF-DO	Ast	TO	BS	St	Pts-Avg
Heyman	30	-	265-586	.452	217-314	.691	324-10.8	82-4	-	-	-	-	747-24.9
Mullins	30	-	256-466	.549	96-131	.733	241-8.0	57-0	-	-	-	-	608-20.3
Buckley	30	-	130-217	.600	76-145	.524	298-9.9	93-3	-	-	-	-	336-11.2
Schmidt	29	-	104-198	.525	32-38	.842	53-1.8	36-0	-	-	-	-	240-8.3
Harrison	27	-	73-148	.493	21-33	.636	103-3.8	43-0	-	-	-	-	167-6.3
Tison	30	-	61-112	.545	25-41	.610	133-4.4	56-1	-	-	-	-	147-4.9
Ferguson	25	-	42-78	.538	13-15	.867	36-1.4	27-0	-	-	-	-	97-3.9
Herbster	30	-	30-66	.455	24-31	.774	33-1.1	38-0	-	-	-	-	84-2.8
Kitching	16	-	10-22	.455	14-18	.778	8-0.5	9-0	-	-	-	-	34-2.1
R. Cox	13	-	4-8	.500	4-8	.500	8-0.6	7-0	-	-	-	-	12-0.9
Jamieson	11	-	5-6	.833	1-3	.333	11-0.9	16-0	-	-	-	-	11-0.9
Williamson	12	-	3-8	.375	4-4	1.000	10-0.9	3-0	-	-	-	-	10-0.9
F. Cox	2	-	0-0	.000	1-2	.500	1-0.5	0-0	-	-	-	-	1-0.5
Mann	12	-	1-11	.091	0-1	.000	10-0.8	10-0	-	-	-	-	2-0.2
TEAM	-	-	-	-	-	-	199-6.6	-	-	-	-	-	-
Duke	30	-	984-1926	.511	528-784	.673	1468-48.9	481-8	-	-	-	-	2498-83.3
Opp.	30	-	819-2037	.402	431-611	.705	1127-37.6	-	-	-	-	-	2069-68.9

1963-64 RECORD: 26-5; HOME: 10-0; AWAY: 6-3; NEUTRAL: 10-2

Player	G	MP	FG-FGA	Pct	FT-FTA	Pct	Reb-Avg	PF-DO	Ast	TO	BS	St	Pts-Avg
Mullins	31	-	300-613	.489	150-183	.820	278-8.9	65-0	-	-	-	-	750-24.2
Buckley	31	-	160-271	.590	109-166	.658	278-9.0	89-2	-	-	-	-	429-13.8
Tison	30	-	130-260	.500	93-136	.684	229-7.6	74-3	-	-	-	-	353-11.8
Harrison	31	-	112-247	.454	44-61	.722	79-2.5	48-0	-	-	-	-	268-8.7
Marin	31	-	97-219	.443	46-65	.708	146-4.7	65-2	-	-	-	-	240-7.7
Vacendak	30	-	61-167	.365	42-58	.725	77-2.6	50-1	-	-	-	-	164-5.5
Ferguson	31	-	77-181	.425	8-15	.534	50-1.6	56-1	-	-	-	-	162-5.2
Kitching	27	-	42-97	.433	19-27	.705	42-1.6	34-0	-	-	-	-	103-3.8
Herbster	30	-	28-56	.500	20-37	.541	27-0.9	24-0	-	-	-	-	76-2.5
Allen	5	-	6-7	.857	0-0	.000	4-0.8	2-0	-	-	-	-	12-2.4
Harscher	15	-	8-21	.357	7-8	.875	5-0.3	5-0	-	-	-	-	23-1.5
Mann	17	-	5-19	.263	8-14	.571	19-1.1	7-0	-	-	-	-	18-1.1
Cox	9	-	2-4	.500	1-1	1.000	7-0.8	1-0	-	-	-	-	5-0.6
Murray	1	-	0-1	.000	0-0	.000	2-2.0	1-0	-	-	-	-	0-0.0
TEAM	-	-	-	-	-	-	185-6.0	-	-	-	-	-	-
Duke	31	-	1028-2163	.475	561-771	.728	1426-46.0	521-9	-	-	-	-	2607-84.1
Opp.	31	-	872-2009	.434	399-612	.651	1279-41.3	-	-	-	-	-	2143-69.3

1964-65 RECORD: 20-5; HOME: 8-2; AWAY: 6-2; NEUTRAL: 6-1

Player	G	MP	FG-FGA	Pct	FT-FTA	Pct	Reb-Avg	PF-DO	Ast	TO	BS	St	Pts-Avg
Verga	25	-	229-431	.531	76-116	.655	84-3.4	62-2	-	-	-	-	534-21.4
Marin	25	-	195-357	.546	87-123	.708	257-10.3	80-4	-	-	-	-	477-19.1
Vacendak	25	-	165-356	.466	75-123	.610	164-6.6	64-0	-	-	-	-	405-16.2
Tison	25	-	124-245	.506	51-81	.630	221-8.9	72-3	-	-	-	-	299-11.7
Ferguson	25	-	65-143	.454	20-26	.770	50-2.0	41-0	-	-	-	-	150-6.0
Riedy	25	-	59-133	.444	32-50	.640	132-5.3	59-4	-	-	-	-	150-6.0
Herbster	25	-	40-103	.388	41-55	.746	45-1.8	-	-	-	-	-	121-4.8
Kitching	18	-	39-91	.429	20-29	.691	53-2.9	19-0	-	-	-	-	98-5.5
Zimmer	6	-	4-13	.308	6-9	.667	4-0.7	0-0	-	-	-	-	14-2.3
McBride	4	-	2-2	1.000	3-3	1.000	0-0.0	1-0	-	-	-	-	7-1.8
Allen	12	-	6-19	.316	8-8	1.000	7-0.6	9-0	-	-	-	-	20-1.7
Liccardo	11	-	5-11	.454	6-9	.667	18-1.6	6-0	-	-	-	-	16-1.6
McKaig	13	-	8-14	.571	1-7	.143	9-0.7	10-0	-	-	-	-	17-1.3
Fitts	3	-	1-3	.333	0-0	.000	1-0.3	3-0	-	-	-	-	2-0.6
TEAM	-	-	-	-	-	-	185-7.4	-	-	-	-	-	-
Duke	25	-	942-1921	.490	426-639	.668	1230-49.3	443-13	-	-	-	-	2310-92.4
Opp.	25	-	788-1774	.444	369-538	.686	1117-44.6	-	-	-	-	-	1945-77.8

1965-66 RECORD: 26-4; HOME: 10-0; AWAY: 5-3; NEUTRAL: 11-1

Player	G	MP	FG-FGA	Pct	FT-FTA	Pct	Reb-Avg	PF-DO	Ast	TO	BS	St	Pts-Avg
Marin	30	-	221-451	.490	116-148	.784	292-9.7	74-2	-	-	-	-	558-18.9
Verga	28	-	2										



**YEARLY STATISTICS**

**1969-70 RECORD: 17-9; HOME: 8-2; AWAY: 5-4; NEUTRAL: 4-3**

Player	G	MP	FG-FGA	Pct	FT-FTA	Pct	Reb-Avg	PF-DO	Ast	TO	BS	St	Pts-Avg
Dennton	26	-	237-437	.542	86-132	.652	324-12.5	69-3	15	-	-	-	560-21.5
Kather	26	-	143-322	.444	54-68	.794	121-4.7	62-2	27	-	-	-	340-13.1
Saunders	26	-	98-154	.636	64-91	.703	201-7.7	71-3	8	-	-	-	260-10.0
Evans	26	-	96-194	.494	66-112	.589	89-3.4	51-1	81	-	-	-	258-9.9
DeVenzio	23	-	75-177	.424	29-36	.806	47-2.0	52-1	104	-	-	-	179-7.8
Blackman	25	-	53-111	.477	50-70	.715	131-5.2	45-0	8	-	-	-	156-6.2
Kuhlmeier	17	-	32-74	.432	9-13	.694	25-1.5	19-1	17	-	-	-	73-4.3
Posen	18	-	20-48	.417	18-23	.783	29-1.6	19-1	23	-	-	-	58-3.2
Yarbro	20	-	23-42	.548	13-23	.565	21-1.1	18-2	3	-	-	-	59-3.0
Litz	7	-	6-11	.545	3-4	.750	10-1.4	5-0	0	-	-	-	15-2.1
West	4	-	3-6	.500	0-0	.000	0-0.0	5-0	0	-	-	-	6-1.5
Teer	4	-	1-9	.111	0-0	.000	5-1.2	2-0	2	-	-	-	2-0.5
Smiley	2	-	0-2	.000	0-0	.000	0-0.0	2-0	0	-	-	-	0-0.0
Doughty	2	-	0-1	.000	0-2	.000	0-0.0	1-0	1	-	-	-	0-0.0
Jackson	1	-	0-0	.000	0-0	.000	0-0.0	0-0	0	-	-	-	0-0.0
TEAM	-	-	-	-	-	-	137-5.3	-	-	-	-	-	-
Duke	26	-	787-1588	.496	392-574	.683	1140-43.9	421-12	289	-	-	-	1966-75.6
Opp.	26	-	744-1750	.425	386-539	.716	1002-38.5	441-14	257	-	-	-	1874-72.1

**1970-71 RECORD: 20-10; HOME: 8-2; AWAY: 6-3; NEUTRAL: 6-5**

Player	G	MP	FG-FGA	Pct	FT-FTA	Pct	Reb-Avg	PF-DO	Ast	TO	BS	St	Pts-Avg
Dennton	30	-	244-433	.564	124-166	.747	385-12.8	102-5	23	81	-	-	612-20.4
O'Connor	30	-	139-327	.425	103-131	.786	134-4.5	50-1	71	99	-	-	381-12.7
Kather	30	-	139-291	.478	30-34	.882	119-4.0	56-2	21	41	-	-	308-10.3
Dawson	30	-	124-289	.429	40-50	.800	53-1.8	45-0	29	46	-	-	288-9.6
Saunders	30	-	93-165	.564	59-85	.694	205-6.8	74-4	16	44	-	-	245-8.2
Shaw	30	-	57-95	.600	77-99	.778	168-5.6	69-3	20	44	-	-	191-6.4
DeVenzio	30	-	69-138	.500	35-47	.745	58-1.9	86-6	115	66	-	-	173-5.8
Melchi	29	-	41-106	.387	50-58	.862	46-1.5	35-2	42	45	-	-	132-4.5
Doughty	8	-	4-9	.444	9-14	.644	6-0.7	14-0	3	6	-	-	17-2.4
Litz	10	-	7-8	.875	7-10	.700	15-1.5	8-0	1	4	-	-	21-2.1
Yarbrough	6	-	3-9	.333	3-6	.500	3-0.5	7-0	1	3	-	-	9-1.5
West	8	-	4-11	.364	2-4	.500	6-0.8	6-0	2	5	-	-	10-1.3
Carr	1	-	0-0	.000	0-0	.000	1-1.0	0-0	0	0	-	-	0-0.0
TEAM	-	-	-	-	-	-	155-5.2	-	-	-	-	-	-
Duke	30	-	924-1881	.491	539-704	.766	1345-44.8	552-23	344	481	-	-	2387-79.6
Opp.	30	-	841-2010	.418	530-741	.715	1157-38.6	522-18	298	383	-	-	2212-73.7

**1971-72 RECORD: 14-12; HOME: 10-2; AWAY: 1-6; NEUTRAL: 3-4**

Player	G	MP	FG-FGA	Pct	FT-FTA	Pct	Reb-Avg	PF-DO	Ast	TO	BS	St	Pts-Avg
O'Connor	17	-	98-216	.454	67-101	.663	102-6.0	45-0	19	-	-	-	263-15.4
Redding	26	-	124-265	.468	137-173	.792	165-6.3	88-6	12	-	-	-	385-14.8
Shaw	26	-	119-198	.601	85-127	.669	308-11.8	75-3	49	-	-	-	323-12.4
Melchi	22	-	99-213	.465	61-74	.824	65-2.9	45-0	58	-	-	-	259-11.7
Yarbro	25	-	67-124	.540	75-96	.781	92-3.6	46-0	17	-	-	-	209-8.3
Righter	25	-	59-128	.461	44-59	.746	78-3.1	36-0	5	-	-	-	162-6.5
West	25	-	55-140	.393	16-24	.667	43-1.7	32-0	38	-	-	-	126-5.0
Burdette	24	-	15-43	.349	10-22	.455	14-0.5	45-1	33	-	-	-	40-1.7
Doughty	13	-	4-12	.333	1-6	.167	3-0.2	5-0	7	-	-	-	9-0.7
Edwards	9	-	0-2	.000	4-4	1.000	3-0.3	2-0	3	-	-	-	4-0.5
TEAM	-	-	-	-	-	-	140-5.3	-	-	-	-	-	-
Duke	26	-	640-1341	.477	500-686	.729	1013-39.0	419-10	241	480	-	-	1780-68.4
Opp.	26	-	713-1642	.434	346-498	.695	955-36.7	514-17	366	380	-	-	1772-68.1

**1972-73 RECORD: 12-14; HOME: 8-2; AWAY: 2-7; NEUTRAL: 2-5**

Player	G	MP	FG-FGA	Pct	FT-FTA	Pct	Reb-Avg	PF-DO	Ast	TO	BS	St	Pts-Avg
Redding	26	-	158-296	.534	124-147	.844	167-6.4	74-4	13	-	-	-	440-16.9
Melchi	26	-	165-366	.451	82-99	.828	96-3.7	47-1	84	-	-	-	412-15.8
Fleischer	26	-	100-190	.526	85-108	.787	221-8.5	84-7	27	-	-	-	285-11.0
Shaw	26	-	87-187	.465	56-74	.757	197-7.6	71-3	35	-	-	-	230-8.8
Billerman	26	-	81-192	.422	50-62	.806	63-2.4	94-7	59	-	-	-	212-8.2
Kramer	25	-	62-139	.446	23-28	.821	57-2.3	37-0	13	-	-	-	147-5.7
Hodge	23	-	47-87	.529	31-40	.775	79-3.4	27-0	10	-	-	-	125-5.4
Suk	24	-	34-81	.420	22-29	.759	51-2.2	59-5	18	-	-	-	90-3.8
O'Connell	23	-	22-72	.306	17-29	.586	34-1.5	34-1	9	-	-	-	61-2.7
Cook	2	-	2-3	.667	0-0	.000	1-0.5	1-0	1	-	-	-	4-2.0
Burdette	20	-	6-26	.231	4-14	.286	14-0.7	36-1	22	-	-	-	16-0.8
Fox	5	-	1-2	.500	2-2	1.000	2-0.4	2-0	0	-	-	-	4-0.8
Chinault	6	-	2-7	.286	0-0	.000	1-0.2	1-0	1	-	-	-	4-0.6
Chili	5	-	1-1	1.000	0-0	.000	4-0.8	0-0	0	-	-	-	2-0.4
TEAM	-	-	-	-	-	-	145-5.6	-	-	-	-	-	-
Duke	26	-	767-1649	.465	496-632	.785	1132-43.5	567-29	291	502	-	-	2030-78.1
Opp.	26	-	805-1784	.451	389-561	.693	1037-39.8	599-28	325	457	-	-	1999-76.6

**1973-74 RECORD: 10-16; HOME: 7-4; AWAY: 2-8; NEUTRAL: 1-4**

Player	G	MP	FG-FGA	Pct	FT-FTA	Pct	Reb-Avg	PF-DO	Ast	TO	BS	St	Pts-Avg
Fleischer	26	-	163-312	.522	81-107	.757	323-12.4	68-1	5	-	-	-	407-15.7
Redding	26	-	117-252	.464	82-105	.781	141-5.4	54-0	19	-	-	-	316-12.2
Billerman	26	-	97-227	.427	84-101	.832	56-2.2	101-7	112	-	-	-	278-10.7
Kramer	25	-	112-246	.455	22-38	.579	90-3.6	57-2	40	-	-	-	246-9.8
Hodge	26	-	101-212	.476	38-60	.633	131-5.0	61-2	18	-	-	-	240-9.2
Burch	23	-	72-180	.400	13-20	.650	33-1.4	34-1	27	-	-	-	157-6.8
Armstrong	22	-	55-114	.482	28-35	.800	18-0.8	32-0	9	-	-	-	138-6.3
Chili	10	-	10-16	.625	5-12	.417	17-1.7	8-0	2	-	-	-	25-2.5
Fox	20	-	21-48	.438	6-9	.667	22-1.1	25-0	4	-	-	-	48-2.4
Crow	10	-	9-14	.643	2-3	.667	6-0.6	4-0	3	-	-	-	20-2.0
Suk	22	-	15-44	.341	2-6	.333	48-2.2	39-0	8	-	-	-	32-1.5
O'Connell	22	-	12-23	.522	3-10	.300	14-0.6	14-0	4	-	-	-	27-1.2
Cook	14	-	7-19	.368	0-0	.000	12-0.9	7-0	0	-	-	-	14-1.0
Chinault	6	-	2-2	1.000	2-2	1.000	1-0.2	1-0	2	-	-	-	6-1.0
Burdette	13	-	1-5	.200	1-5	.200	7-0.5	11-0	11	-	-	-	3-0.2
TEAM	-	-	-	-	-	-	102-3.9	-	-	-	-	-	-
Duke	26	-	794-1724	.461	369-513	.719	1021-39.3	516-13	310	-	-	-	1957-75.3
Opp.	26	-	839-1822	.460	340-472	.720	1065-41.0	534-14	337	-	-	-	2018-77.6

**1974-75 RECORD: 13-13; HOME: 8-4; AWAY: 1-6; NEUTRAL: 4-3**

Player	G	MP	FG-FGA	Pct	FT-FTA	Pct	Reb-Avg	PF-DO	Ast	TO	BS	St	Pts-Avg
Fleischer	26	-	178-287	.620	91-118	.771	273-10.5	74-2	47	-	-	-	447-17.2
Kramer	26	-											

YEARLY STATISTICS

1979-80 RECORD: 24-9; HOME: 10-2; AWAY: 4-5; NEUTRAL: 10-2

Player	G	MP	FG-FGA	Pct	FT-FTA	Pct	Reb-Avg	PF-DO	Ast	TO	BS	St	Pts-Avg
Gominski	33	1184	262-487	.538	180-214	.841	359-10.9	68-0	35	76	97	-	704-21.3
Banks	33	1160	212-404	.525	146-183	.798	254-7.7	102-4	103	112	-	-	570-17.3
Taylor	33	1104	138-289	.478	73-108	.675	69-2.1	105-6	82	82	-	-	349-10.6
Dennard	24	722	93-169	.550	35-60	.583	126-5.3	84-7	43	48	-	-	221-9.2
Bender	33	1076	86-180	.478	38-55	.690	42-1.3	92-7	159	82	-	-	210-6.4
Engelland	32	363	56-121	.463	15-23	.652	12-0.4	32-0	19	14	-	-	127-4.0
Suddath	30	412	34-79	.430	17-23	.739	48-1.6	40-2	29	28	-	-	85-2.8
Williams	32	326	26-55	.473	19-29	.655	54-1.7	35-1	2	17	-	-	71-2.2
Emma	26	166	17-30	.567	12-14	.857	4-0.2	27-1	8	21	-	-	46-1.8
Tissaw	25	140	8-18	.444	10-22	.454	26-1.0	22-0	2	9	-	-	26-1.0
Linney	13	50	3-17	.176	0-0	.000	5-0.4	6-0	1	4	-	-	6-0.5
Corrigan	9	22	1-1	1.000	2-2	1.000	1-0.1	3-0	3	2	-	-	4-0.4
TEAM	-	-	-	-	-	-	85-2.6	-	-	-	-	-	-
Duke	33	-	936-1850	.506	547-733	.746	1085-32.9	616-28	486	496	-	-	2419-73.3
Opp.	33	-	900-1960	.459	453-623	.727	1073-32.5	662-26	441	496	-	-	2253-68.3

1980-81 RECORD: 17-13; HOME: 11-3; AWAY: 5-5; NEUTRAL: 1-5

Player	G	MP	FG-FGA	Pct	FT-FTA	Pct	Reb-Avg	PF-DO	Ast	TO	BS	St	Pts-Avg
*Banks	27	933	202-350	.577	95-134	.709	184-6.8	74-2	48	79	9	37	499-18.5
*Taylor	30	1028	169-341	.496	104-169	.615	110-3.7	83-1	63	77	8	45	442-14.7
*Dennard	30	993	138-290	.476	42-78	.538	206-6.9	99-5	63	67	10	47	318-10.6
*Emma	30	985	95-221	.430	99-115	.861	62-2.1	78-1	71	50	5	20	289-9.6
Engelland	30	585	83-149	.557	29-34	.853	29-1.0	20-0	30	23	2	15	195-6.5
*Tissaw	30	728	42-106	.396	51-86	.593	117-3.9	77-5	21	46	5	12	135-4.5
Williams	23	252	32-61	.525	9-18	.500	42-1.8	36-0	7	17	5	5	73-3.2
Linney	26	248	21-57	.368	31-43	.721	44-1.7	32-0	3	16	3	22	73-2.8
Suddath	24	220	23-37	.622	10-15	.667	29-1.2	29-0	18	21	2	13	56-2.3
McNeely	16	72	5-17	.294	4-6	.667	11-0.7	9-0	4	12	1	8	14-0.9
Dyke	3	4	1-1	1.000	0-0	.000	0-0.0	1-0	0	0	0	0	2-0.6
Weingart	6	10	1-4	.250	0-0	.000	1-0.2	1-0	1	0	0	0	2-0.3
Whitted	11	17	0-1	.000	0-2	.000	2-0.2	2-0	1	4	0	3	0-0.0
TEAM	-	-	-	-	-	-	62-2.1	-	-	-	-	-	-
Duke	30	6075	812-1635	.497	474-700	.677	899-30.0	541-14	330	412	50	227	2098-69.9
Opp.	30	6075	822-1656	.496	362-512	.707	937-31.2	622-24	389	482	-	-	2006-66.2

1981-82 RECORD: 10-17; HOME: 8-7; AWAY: 1-9; NEUTRAL: 1-1

Player	G	MP	FG-FGA	Pct	FT-FTA	Pct	Reb-Avg	PF-DO	Ast	TO	BS	St	Pts-Avg
*Taylor	27	1037	217-419	.518	115-171	.673	133-4.9	84-3	50	79	1	44	549-20.3
*Engelland	27	1008	167-315	.530	77-88	.875	75-2.8	71-2	68	48	2	17	411-15.2
*Emma	26	900	84-202	.416	48-58	.828	71-2.7	79-3	85	42	0	16	216-8.3
McNeely	25	567	47-99	.474	22-34	.647	81-3.2	77-6	22	50	0	19	116-4.6
*Meagher	26	442	40-103	.388	29-48	.604	102-3.9	52-3	20	33	3	7	109-4.2
Williams	18	255	27-58	.466	19-28	.679	32-1.7	36-2	7	18	11	2	73-4.1
Wendt	23	280	34-76	.447	14-28	.500	56-2.4	38-0	9	14	0	7	82-3.6
Anderson	20	297	22-49	.449	20-24	.833	49-2.5	34-2	1	12	2	5	64-3.2
*Tissaw	26	611	24-51	.471	24-51	.471	90-3.5	57-5	16	38	4	6	72-2.8
Bryan	21	146	12-35	.343	11-28	.393	21-1.0	43-3	5	8	0	5	35-1.7
Franke	3	3	1-1	1.000	0-0	.000	1-0.3	0-0	0	0	0	0	2-0.7
Ford	4	4	0-2	.000	0-0	.000	0-0.0	0-0	0	0	0	0	0-0.0
TEAM	-	-	-	-	-	-	65-2.4	-	-	-	-	-	-
Duke	27	5550	675-1410	.479	379-558	.679	776-28.7	571-29	283	342	23	126	1729-64.0
Opp.	27	5550	728-1404	.518	434-643	.675	853-31.6	532-13	437	333	-	-	1890-70.0

1982-83 RECORD: 11-17; HOME: 9-7; AWAY: 2-9; NEUTRAL: 0-1

Player	G	MP	FG-FGA	Pct	FT-FTA	Pct	Reb-Avg	PF-DO	Ast	TO	BS	St	Pts-Avg
*Dawkins	28	1002	207-414	.500	73-107	.682	115-4.1	64-0	134	103	10	26	506-18.1
*Alarie	28	785	130-263	.494	104-128	.813	181-6.5	99-8	30	70	21	16	364-13.0
Engelland	24	516	105-208	.505	41-46	.891	32-1.3	51-2	51	33	1	13	292-12.2
*Hender	28	697	100-238	.420	45-64	.703	120-4.3	76-5	44	72	2	27	254-9.1
*Bilas	28	645	88-159	.553	69-103	.670	159-5.7	102-6	15	52	3	9	245-8.8
*Emma	28	767	77-172	.448	55-67	.821	59-2.1	75-2	81	46	2	21	233-8.3
Meagher	28	391	43-100	.430	51-82	.622	96-3.4	79-6	20	44	2	11	137-4.9
Jackman	27	286	36-91	.396	10-10	1.000	44-1.6	31-0	9	19	1	8	87-3.2
Anderson	22	232	11-29	.379	25-33	.758	41-1.9	40-2	3	14	2	2	47-2.1
McNeely	10	75	5-12	.417	10-12	.833	9-0.9	12-0	4	6	0	2	20-2.0
Williams	13	40	10-14	.714	5-8	.625	12-0.9	12-0	1	3	0	1	25-1.9
Bryan	8	27	3-6	.500	4-7	.571	4-0.5	7-0	1	2	0	3	10-1.3
Wendt	21	86	7-26	.269	7-8	.875	15-0.7	16-0	5	8	0	6	21-1.0
Ford	5	5	0-3	.000	2-2	1.000	1-0.2	1-0	0	1	0	0	2-0.4
Tissaw	13	46	1-3	.333	0-1	.000	11-0.8	10-0	0	4	3	2	2-0.2
TEAM	-	-	-	-	-	-	83-3.0	-	-	-	-	-	-
Duke	28	5600	823-1738	.474	501-678	.739	982-35.1	675-31	398	478	47	147	2245-80.2
Opp.	28	5600	877-1701	.516	504-706	.714	948-33.9	620-30	442	449	111	157	2343-83.7

Three-Point Field Goals (98-230, 426): Engelland (41-74, 554); Emma (24-55, 436); Dawkins (19-54, 352); Henderson (9-33, 273); Jackman (5-9, 556); Bryan (0-1, 000); Alarie (0-2, 000); Wendt (0-2, 000). Dunks (22): Alarie (9); Dawkins (8); Meagher (2); Henderson (1); Bilas (1); Williams (1).

1983-84 RECORD: 24-10; HOME: 11-5; AWAY: 9-2; NEUTRAL: 4-3

Player	G	MP	FG-FGA	Pct	FT-FTA	Pct	Reb-Avg	PF-DO	Ast	TO	BS	St	Pts-Avg
*Dawkins	34	1306	263-547	.481	133-160	.831	138-4.1	65-1	138	114	4	38	659-19.4
*Alarie	34	1129	230-400	.575	134-176	.761	245-7.2	91-2	47	61	38	21	594-17.5
Hender	33	878	153-318	.481	140-193	.725	109-3.3	94-3	76	88	4	38	446-13.5
*Bilas	34	763	95-191	.497	84-130	.646	181-5.3	97-6	19	50	14	13	274-8.1
*Meagher	34	942	94-206	.456	81-126	.643	148-4.4	118-7	51	71	4	22	269-7.9
*Amaker	34	1235	103-203	.507	48-57	.842	82-2.4	85-3	163	101	2	64	254-7.5
McNeely	34	389	31-74	.419	19-30	.633	62-1.8	66-2	16	13	2	18	81-2.4
Nessley	22	147	12-40	.300	7-15	.467	38-1.7	28-0	7	10	10	3	31-1.4
Bryan	9	26	2-4	.500	1-3	.333	11-1.2	1-0	1	4	0	1	5-0.6
Anderson	18	66	3-8	.375	3-7	.429	7-0.4	13-0	2	2	1	2	9-0.5
Ford	12	30	0-11	.000	2-2	1.000	3-0.3	5-0	4	5	0	1	2-0.2
Crump	7	12	0-0	.000	1-3	.333	1-0.1	0	0	1	0	0	1-0.1
Williams	2	2	0-1	.000	0-0	.000	1-0.5	0	0	0	0	0	0-0.0
TEAM	-	-	-	-	-	-	95-2.8	-	-	-	-	-	-
Duke	34	6925	986-2003	.492	653-902	.724	1121-33.0	663-24	524	521	79	220	2625-77.2
Opp.	34	6925	1001-2006	.499	455-662	.687	1086-31.9	788-44	521	-	-	-	2457-72.3



**YEARLY STATISTICS**

**1988-89 RECORD: 28-8; HOME: 14-1; AWAY: 7-4; NEUTRAL: 7-3**

Player	G	MP	FG-FGA	Pct	FT-FTA	Pct	Reb-Avg	PF-DO	Ast	TO	BS	St	Pts-Avg
*Ferry	35	1162	300-575	.522	146-193	.756	260-7.4	86-2	166	115	20	55	791-22.6
*Hender	36	1066	167-318	.525	94-123	.764	124-3.4	94-2	93	99	12	36	457-12.7
*Brickey	36	904	150-263	.570	93-165	.564	207-5.8	92-2	48	80	30	39	395-11.0
*Laettner	36	608	115-159	.723	88-121	.727	170-4.7	104-7	44	58	28	35	319-8.9
Abdel	33	531	123-194	.634	47-67	.701	125-3.8	80-1	11	40	16	14	293-8.9
*Snyder	36	1094	96-232	.414	34-63	.540	76-2.1	112-8	223	103	15	73	260-7.2
Smith	36	716	88-162	.543	51-68	.750	118-3.3	58-1	32	43	7	24	252-7.0
Koubek	36	533	61-144	.424	46-64	.719	84-2.3	51-0	34	47	1	15	177-4.9
Davis	29	244	20-52	.385	27-53	.509	33-1.1	14-0	21	29	1	13	67-2.3
Buckley	30	141	24-34	.706	10-18	.556	33-1.1	32-0	3	8	2	5	58-1.9
Cook	5	48	3-5	.600	2-3	.667	6-1.2	3-0	6	8	0	2	8-1.6
Palmer	23	120	13-24	.542	3-11	.273	28-1.2	22-1	2	14	7	4	29-1.3
Burgin	15	32	3-4	.750	2-4	.500	2-0.1	2-0	1	3	2	3	8-0.5
TEAM	-	-	-	-	-	-	103-2.9	-	-	-	-	-	-
Duke	36	7200	1163-2166	.537	643-953	.675	1369-38.0	750-24	684	648	141	318	3114-86.5
Opp.	36	7200	914-2160	.423	558-820	.680	1175-32.6	821-38	463	724	85	262	2511-69.8

**Three-Point Field Goals (145-397, .365):** Ferry (45-106, .425); Snyder (34-119, .286); Henderson (29-75, .387); Smith (25-53, .472); Koubek (9-37, .243); Brickey (2-6, .333); Laettner (1-1,1000). **Dunks (113):** Brickey 56; Abdelnaby 17; Henderson 12; Snyder 9; Ferry 9; Laettner 4; Smith 4; Davis 3; Koubek 2; Buckley 1. **Charges Taken (90):** Ferry 22; Snyder 12; Brickey 9; Koubek 9; Smith 9; Laettner 7; Abdelnaby 7; Henderson 6; Davis 4; Palmer 3; Buckley 3.

**1989-90 RECORD: 29-9; HOME: 13-1; AWAY: 7-5; NEUTRAL: 9-3**

Player	G	MP	FG-FGA	Pct	FT-FTA	Pct	Reb-Avg	PF-DO	Ast	TO	BS	St	Pts-Avg
*Hender	37	1165	251-531	.473	102-122	.836	141-3.8	82-2	85	97	5	56	683-18.5
*Laettner	38	1135	194-380	.511	225-269	.836	364-9.6	120-4	84	103	41	59	619-16.3
*Abdel	38	947	217-350	.620	138-178	.775	252-6.6	99-3	27	56	48	26	572-15.1
*Brickey	30	791	129-252	.512	92-137	.672	163-5.4	83-3	60	81	27	34	350-11.7
*Hurley	38	1268	92-262	.351	110-143	.769	68-1.8	96-2	288	166	1	67	335-8.8
McCaff	38	530	86-191	.450	69-87	.793	26-0.7	45-0	34	37	1	25	249-6.6
Davis	37	531	62-130	.477	61-95	.642	80-2.2	61-0	28	36	6	25	185-5.0
Koubek	38	574	66-149	.443	29-41	.707	92-2.4	55-0	18	33	3	19	180-4.7
Hill	34	430	46-89	.517	22-35	.629	74-2.2	49-0	25	22	6	24	117-3.4
Cook	18	73	9-19	.474	16-21	.762	5-0.3	7-0	11	12	1	4	34-1.9
Buckley	17	113	8-18	.444	15-19	.789	20-1.2	14-0	2	10	2	5	31-1.8
Palmer	21	143	11-23	.478	9-18	.500	46-2.2	23-0	1	6	6	4	31-1.5
TEAM	-	-	-	-	-	-	106-2.8	-	-	-	-	-	-
Duke	38	7700	1171-2394	.489	888-1165	.762	1437-37.8	734-14	663	661	147	348	3386-89.1
Opp.	38	7700	1115-2473	.451	552-794	.695	1381-36.3	926-49	593	764	111	292	2910-76.6

**Three-Point Field Goals (115-401, .389):** Henderson (79-191, .414); Hurley (41-115, .357); Koubek (19-47, .404); McCaffrey (8-25, .320); Laettner (6-12, .500); Hill (3-7, .429); Brickey (0-2, .000); Cook (0-2, .000). **Dunks (126):** Brickey 40; Abdelnaby 40; Laettner 15; Henderson 14; Davis 11; Buckley 3; Hill 2; Koubek 1. **Charges Taken (96):** Hurley 24; Brickey 17; Hill 10; Koubek 9; Abdelnaby 8; Laettner 7; Davis 6; McCaffrey 6; Henderson 5; Buckley 3; Palmer 1.

**1990-91 RECORD: 32-7; HOME: 16-0; AWAY: 8-5; NEUTRAL: 8-2**

Player	G	MP	FG-FGA	Pct	FT-FTA	Pct	Reb-Avg	PF-DO	Ast	TO	BS	St	Pts-Avg
*Laettner	39	1178	271-471	.575	211-263	.802	340-8.7	111-1	76	121	44	75	771-19.8
McCaffrey	38	941	167-347	.481	84-101	.832	69-1.8	50-0	71	67	4	34	442-11.6
*T.Hill	39	908	164-297	.552	101-136	.743	142-3.6	67-1	51	55	15	59	450-11.5
*Hurley	39	1353	141-333	.423	83-114	.728	93-2.4	100-4	289	151	3	51	441-11.3
*G.Hill	36	887	160-310	.516	81-133	.609	183-5.1	79-1	79	74	30	51	402-11.2
Davis	39	902	104-228	.456	89-122	.730	158-4.1	83-2	63	60	8	39	298-7.6
*Koubek	38	600	77-177	.435	39-48	.813	110-2.9	67-2	33	29	3	21	225-5.9
Lang	36	426	57-94	.606	40-76	.526	92-2.6	55-1	7	25	28	14	154-4.3
Palmer	38	407	51-79	.646	33-40	.825	77-2.0	69-1	10	28	19	11	135-3.6
Clark	23	104	13-29	.448	20-32	.625	17-0.7	15-0	8	25	2	5	48-2.1
Ast	17	51	12-18	.667	3-4	.750	10-0.6	7-0	0	6	3	0	28-1.6
Buckley	19	93	10-18	.556	7-20	.350	20-1.1	12-0	2	4	1	2	27-1.4
TEAM	-	-	-	-	-	-	103-2.6	-	-	-	-	-	-
Duke	39	7850	1227-2401	.511	791-1089	.726	1414-36.3	715-13	689	645	160	362	3421-87.7
Opp.	39	7850	1087-2445	.445	525-792	.663	1327-34.0	865-na	528	779	111	299	2864-73.4

**Three-Point Field Goals (176-459, .383):** Hurley (76-188, .404); Koubek (32-76, .421); McCaffrey (24-70, .343); T.Hill (21-52, .404); Laettner (18-53, .340); Clark (2-9, .222); G.Hill (1-2, .500); Ast (1-4, .250); Davis (1-5, .200). **Dunks (112):** G.Hill 33; T.Hill 26; Laettner 21; Davis 19; Lang 8; Palmer 6. **Charges Taken (71):** Davis 16; Palmer 14; Hurley 12; T.Hill 10; Laettner 5; Lang 5; McCaffrey 4; G.Hill 2; Koubek 2; Buckley 1.

**1991-92 RECORD: 34-2; HOME: 13-0; AWAY: 11-2; NEUTRAL: 10-0**

Player	G	MP	FG-FGA	Pct	FT-FTA	Pct	Reb-Avg	PF-DO	Ast	TO	BS	St	Pts-Avg
*Laettner	35	1128	254-442	.575	189-232	.815	275-7.9	90-1	69	116	32	74	751-21.5
*T.Hill	36	1102	196-367	.534	96-125	.768	121-3.4	75-1	54	50	16	60	525-14.6
*G.Hill	33	1000	182-298	.611	99-135	.733	187-5.7	91-2	134	80	27	39	463-14.0
*Hurley	31	1043	123-284	.433	105-133	.789	62-2.0	64-1	237	109	1	35	410-13.2
*Davis	36	1111	140-291	.481	114-154	.740	163-4.5	82-4	69	53	9	42	402-11.2
Lang	34	763	77-137	.562	65-99	.657	139-4.1	87-1	23	43	10	20	219-6.4
Parks	34	435	60-105	.571	50-69	.725	81-2.4	57-0	13	30	35	5	170-5.0
Clark	34	268	33-61	.541	21-27	.778	27-0.8	26-0	22	21	4	7	99-2.9
Meek	25	143	22-38	.579	18-36	.500	30-1.2	18-1	5	6	5	3	62-2.5
Blakeney	29	175	13-23	.565	13-20	.650	24-0.8	10-0	17	17	0	7	40-1.4
Ast	14	44	5-12	.417	6-9	.667	14-1.0	6-0	2	4	1	1	16-1.1
Burton	19	38	3-11	.273	4-4	1.000	2-0.1	3-0	8	4	1	1	10-0.5
TEAM	-	-	-	-	-	-	105-2.9	-	-	-	-	-	-
Duke	36	7250	1108-2069	.536	780-1043	.748	1229-34.1	609-11	653	533	141	294	3167-88.0
Opp.	36	7250	1033-2213	.467	379-583	.650	1129-31.4	837-na	557	639	115	232	2615-72.6

**Three-Point Field Goals (171-394, .434):** Hurley (59-140, .421); Laettner (54-97, .557); T.Hill (37-91, .407); Clark (12-18, .667); Davis (8-39, .205); Blakeney (1-4, .250); G.Hill (0-1, .000); Ast (0-4, .000). **Dunks (146):** G.Hill 48; T.Hill 25; Laettner 21; Davis 18; Lang 16; Parks 12; Clark 4; Meek 2. **Charges Taken (48):** Davis 9; Laettner 8; Lang 7; G.Hill 7; T.Hill 6; Hurley 5; Clark 2; Meek 2; Parks 2.

**1992-93 RECORD: 24-8; HOME: 14-2; AWAY: 5-4; NEUTRAL: 5-2**

Player	G	MP	FG-FGA	Pct	FT-FTA	Pct	Reb-Avg	PF-DO	Ast	TO	BS	St	Pts-Avg
*G.Hill	26	822	185-320	.578	94-126	.746	166-6.4	61-1	72	63	36	64	468-18.0
*Hurley	32	1138	157-373	.421	143-178	.803	84-2.6	60-0	262	108	1	49	545-17.0
*T.Hill	32	1022	184-384	.479	100-147	.680	151-4.7	73-0	47	62	12	51	502-15.7
*Parks	32	899	161-247	.652	72-100	.720	220-6.9	68-0	14	56	64	25	394-12.3
Clark	32	600	79-155	.510	58-67	.866	73-2.3	60-0	46	39	1	23	233-7.3
*Lang	31	808	80-153	.523	55-84	.655	171-5.5	80-5	25	56	30	19	215-6.9
Collins	29	367	56-139	.403	20-32	.625	33-1.1	26-0	34	23	0	15	169-5.8
Meek	32	371	38-64	.594	36-63	.571	92-2.9	51-1	5	21	10	11	112-3.5
Moore	12	77	16-27	.593	3-3	1.000	24-2.0	12-0	4	7	5	2	35-2.9
Blakeney	30	305	32-77	.416	19-29	.655	45-1.5	32-0	20	33	1	11	87-2.9
Brown	15	31	0-5	.000									

YEARLY STATISTICS

1996-97 RECORD: 24-9; HOME: 15-2; AWAY: 7-4; NEUTRAL: 2-3

Player	G	MP	FG-FGA	Pct	FT-FTA	Pct	Reb-Avg	PF-DO	Ast	TO	BS	St	Pts-Avg
*Langd.	33	972	137-308	.445	113-126	.897	97-2.9	56-0	68	50	10	33	473-14.3
*Capel	33	880	142-309	.460	72-116	.621	91-2.8	68-3	85	74	5	32	408-12.4
*McLeod	33	797	142-290	.490	81-102	.794	175-5.3	105-5	29	57	34	30	392-11.9
Newton	30	688	111-197	.563	89-132	.674	184-6.1	67-2	18	36	32	26	311-10.4
Price	33	706	106-269	.394	65-98	.663	90-2.7	61-1	28	45	5	22	309-9.4
*Wojo	33	1032	66-149	.443	56-73	.767	100-3.0	81-4	176	58	0	82	229-6.9
*Carraw.	31	503	72-125	.576	27-47	.574	97-3.1	39-0	34	29	21	22	171-5.5
Chappell	32	383	52-146	.356	18-39	.462	54-1.7	34-0	17	24	2	8	146-4.6
Wallace	30	363	33-77	.429	19-26	.731	53-1.8	60-0	4	21	9	15	96-3.2
James	17	144	15-36	.417	11-20	.550	34-2.0	16-0	8	14	4	8	46-2.7
Domzalski	13	112	12-19	.632	4-8	.500	19-1.5	26-2	1	6	7	1	28-2.2
Singleton	8	28	5-10	.500	2-6	.333	2-0.3	8-0	2	1	2	0	12-1.5
Caldbeck	8	21	2-3	.667	2-2	1.000	3-0.4	1-0	0	1	0	0	6-0.8
Heaps	8	21	0-0	.000	2-6	.333	0-0.0	3-0	3	3	0	1	2-0.3
TEAM	-	-	-	-	-	-	118-3.6	-	-	-	-	-	-

Duke 33 6650 895-1938 .462 561-801 .700 1117-33.8 625-17 473 424 131 280 2629-79.7  
Opp. 33 6650 789-1868 .422 458-675 .679 1209-36.6 679-na 402 600 94 183 2185-66.2  
Three-Point Field Goals (278-714, .389): Langdon (86-195, .441); Capel (52-119, .437); Wojciechowski (41-104, .394); Price (32-108, .296); McLeod (27-72, .375); Chappell (24-73, .329); Wallace (11-25, .440); James (5-16, .313); Carrawell (0-2, .000). Dunks (78): Carrawell 24; Newton 20; McLeod 15; Capel 6; Price 5; Chappell 3; Domzalski 3; James 1; Wallace 1. Charges Taken (47): Wallace 10; Wojciechowski 10; Capel 9; McLeod 7; Langdon 4; Chappell 2; Domzalski 2; Newton 2; Carrawell 1.

1997-98 RECORD: 32-4; HOME: 15-0; AWAY: 10-5; NEUTRAL: 7-2

Player	G	MP	FG-FGA	Pct	FT-FTA	Pct	Reb-Avg	PF-DO	Ast	TO	BS	St	Pts-Avg
*McLeod	36	852	196-397	.494	113-160	.706	201-5.6	102-2	49	68	26	42	549-15.3
*Langdon	36	1035	171-385	.444	101-114	.886	104-2.9	77-0	70	58	8	22	528-14.7
*Brand	21	493	100-169	.592	81-134	.604	154-7.3	53-1	10	34	27	32	281-13.4
*Carrawell	32	710	121-251	.482	66-103	.641	117-3.7	38-0	35	49	23	19	322-10.1
Avery	35	674	102-239	.427	61-82	.744	69-2.0	54-0	87	60	1	34	297-8.5
Battier	36	887	96-178	.539	79-108	.731	230-6.4	67-0	40	25	53	51	275-7.6
Chappell	36	518	91-196	.464	39-64	.609	71-2.0	76-1	20	28	4	19	257-7.1
*Wojo	36	1016	70-181	.387	47-64	.734	87-2.4	80-1	164	64	0	74	241-6.7
Burgess	36	453	64-126	.508	26-77	.338	114-3.2	46-0	19	26	23	21	155-4.3
James	6	41	6-14	.429	7-9	.778	9-1.5	5-0	0	6	1	4	21-3.5
Domzalski	26	258	34-60	.567	12-21	.571	72-2.8	49-1	1	12	14	7	80-3.1
Price	21	167	22-62	.355	11-17	.647	23-1.1	16-0	12	8	1	9	56-2.7
Singleton	19	46	5-9	.556	3-5	.600	12-0.6	4-0	3	3	2	1	13-0.7
Simpson	15	28	2-10	.200	0-0	.000	4-0.3	2-0	1	2	0	0	4-0.3
Heaps	12	22	1-1	1.000	1-2	.500	4-0.3	1-0	3	1	0	4	3-0.3
TEAM	-	-	-	-	-	-	106-2.9	-	-	-	-	-	-

Duke 36 7200 1081-2278 .475 647-946 .740 1377-38.3 670-6 514 448 183 339 3082-85.6  
Opp. 36 7200 841-2045 .411 470-712 .660 1272-35.3 782-na 454 716 110 199 2308-64.1  
Three-Point Field Goals (273-739, .369): Langdon (85-215, .395); Wojciechowski (54-139, .388); McLeod (44-107, .411); Chappell (36-83, .434); Avery (32-108, .296); Carrawell (14-38, .368); Battier (4-24, .167); James (2-4, .500); Burgess (1-5, .200); Price (1-2, .083); Simpson (0-4, .000). Dunks (106): Carrawell 22; Burgess 20; Brand 18; Battier 14; McLeod 10; Chappell 7; Domzalski 7; Price 2; Avery 2; James 1; Langdon 1; Singleton 1. Charges Taken (47): Battier 29; Langdon 6; McLeod 5; Wojciechowski 3; Chappell 2; Avery 1; Domzalski 1; Singleton 1. Forced Five-Second Calls (24): Wojciechowski 13; Langdon 5; Battier 1; Avery 1; Chappell 1; James 1; McLeod 1; Price 1.

1998-99 RECORD: 37-2; HOME: 14-0; AWAY: 10-0; NEUTRAL: 13-2

Player	G	MP	FG-FGA	Pct	FT-FTA	Pct	Reb-Avg	PF-DO	Ast	TO	BS	St	Pts-Avg
*Brand	39	1141	255-411	.620	181-256	.707	382-9.8	97-1	41	67	86	49	691-17.7
*Langd.	36	1117	191-413	.462	128-152	.842	123-3.4	84-0	69	64	3	52	622-17.3
*Avery	39	1210	201-416	.483	102-126	.810	137-3.5	86-1	196	102	1	57	580-14.9
*Magge.	39	691	137-261	.525	111-155	.716	151-3.9	99-3	59	80	15	29	414-10.6
*Carraw.	39	1116	144-317	.454	79-137	.577	188-4.9	71-1	130	84	34	30	386-9.9
Battier	37	881	114-209	.545	71-98	.724	180-4.9	78-2	55	32	43	65	338-9.1
Burgess	39	608	86-140	.614	38-70	.543	154-3.9	79-2	30	36	35	23	212-5.4
James	39	573	69-152	.454	43-65	.662	102-2.6	52-1	34	53	6	26	196-5.0
Domzalski	30	296	39-73	.534	37-52	.712	90-3.0	53-1	8	25	20	14	115-3.8
Bryant	13	30	3-9	.333	1-4	.250	3-0.2	3-0	2	3	0	1	8-0.6
Simpson	26	80	1-8	.125	8-14	.571	9-0.3	5-0	4	9	0	1	10-0.4
J. Cald.	20	49	3-10	.300	1-6	.167	12-0.6	4-0	3	4	1	1	7-0.4
R. Cald.	12	23	1-3	.333	0-0	.000	4-0.3	2-0	0	1	0	0	2-0.2
Heaps	4	10	0-0	.000	0-0	.000	2-0.5	0-0	2	2	1	1	0-0.0
TEAM	-	-	-	-	-	-	108-2.8	-	-	-	-	-	-

Duke 39 7825 1244-2422 .514 800-1135 .705 1645-42.2 713-12 633 572 245 349 3581-91.8  
Opp. 39 7825 972-2486 .391 484-730 .663 1303-33.4 895-na 468 690 100 274 2619-67.2  
Three-Point Field Goals (293-739, .396): Langdon (112-254, .441); Avery (76-185, .411); Battier (39-94, .415); Maggette (29-84, .345); Carrawell (19-55, .345); James (15-52, .288); Burgess (2-4, .500); Bryant (1-3, .333); R. Caldbeck (0-2, .000); Simpson (0-6, .000). Dunks (162): Brand 50; Burgess 34; Maggette 29; Carrawell 23; James 12; Domzalski 10; Battier 4; Avery 1. Charges Taken (56): Battier 36; Langdon 7; James 3; Brand 3; Maggette 2; Domzalski 1; Simpson 1. Forced Five-Second Calls (9): Avery 4; Langdon 3; Brand 1; Maggette 1.

1999-00 RECORD: 29-5; HOME: 13-2; AWAY: 9-0; NEUTRAL: 7-3

Player	G	MP	FG-FGA	Pct	FT-FTA	Pct	Reb-Avg	PF-DO	Ast	TO	BS	St	Pts-Avg
*Battier	34	1206	190-383	.496	134-164	.817	192-5.6	71-3	72	44	70	68	593-17.4
*Carraw.	34	1212	205-422	.486	137-176	.778	206-6.1	58-0	110	69	36	34	576-16.9
*Williams	34	1157	179-427	.419	61-89	.685	143-4.2	86-1	220	139	6	81	492-14.5
*Boozier	34	807	164-267	.614	115-155	.742	213-6.3	90-3	37	54	23	37	443-13.0
*James	34	970	136-290	.469	55-77	.714	153-4.5	71-3	63	63	8	47	373-11.0
Dunleavy	30	724	97-211	.460	45-61	.738	128-4.3	53-1	50	61	14	33	273-9.1
Horvath	32	269	36-76	.474	14-18	.778	58-1.8	40-0	10	13	6	13	104-3.3
Christen.	31	295	20-51	.392	21-36	.583	70-2.3	52-1	10	11	11	7	61-2.0
Sanders	25	144	12-24	.500	22-34	.647	29-1.2	17-0	1	9	17	4	46-1.8
Buckner	20	68	3-6	.500	10-17	.588	9-0.5	6-0	8	2	0	5	19-0.6
Caldbeck	8	15	1-5	.200	2-4	.500	2-0.3	0-0	0	0	0	1	5-0.6
Simpson	17	46	2-10	.200	2-2	1.000	3-0.2	5-0	3	6	0	3	7-0.4
Borman	10	12	0-0	.000	0-0	.000	1-0.1	3-0	0	0	0	0	0-0.0
TEAM	-	-	-	-	-	-	106-3.1	-	-	-	-	-	-

Duke 34 6925 1045-2172 .481 618-833 .742 1313-38.6 552-12 584 480 191 333 2992-88.0  
Opp. 34 6925 934-2238 .417 360-537 .670 1283-37.7 690-na 472 607 123 240 2425-71.3  
Three-Point Field Goals (284-742, .383): Battier (79-178, .444); Williams (73-206, .354); James (46-122, .377); Dunleavy (34-97, .351); Carrawell (29-77, .377); Horvath (18-50, .360); Buckner (3-4, .750); Caldbeck (1-3, .333); Simpson (1-5, .200). Dunks (113): Boozier 40; Carrawell 23; Battier 15; James 12; Williams 8; Dunleavy 6; Sanders 4; Christensen 3; Horvath 2. Charges Taken (36): Battier 20; Dunleavy 10; James 3; Boozier 1; Sanders 1; Williams 1. Forced Five-Second Calls (12): Williams 6; Carrawell 3; Dunleavy 1; James 1; Horvath 1.

2000-01 RECORD: 35-4; HOME: 13-2; AWAY: 8-1; NEUTRAL: 14-1

Player	G	MP	FG-FGA	Pct	FT-FTA	Pct	Reb-Avg	PF-DO	Ast	TO	BS	St	Pts-Avg
*Williams	39	1240	285-603	.473	139-211	.659	128-3.3	87-0	237	154	5	78	841-21.6
*Battier	39	1363	251-533	.471	152-191	.796	285-7.3	80-3	72	60	88	82	778-19.9
*Boozier	32	820	160-265	.604	105-146	.719	208-6.5	91-2	40	38	28	28	425-13.3
*Dunleavy	39	1137	184-388	.474	68-98	.694	222-5.7	81-1	103	80	15	53	493-12.6
*James	39	1085	161-326	.494	115-144	.799	202-5.2	78-0	42	63	8	62	480-12.3
Duhon	39	1085	92-217	.424	52-80	.650	124-3.2	65-0	174	61	1	77	280-7.2
Sweet	7	79	13-27	.481	2-6	.333	18-2.6	6-0	4	4	1	6	



YEARLY STATISTICS

2002-03

RECORD: 26-7; HOME: 15-0; AWAY: 3-6; NEUTRAL: 8-1

Player	G	MP	FG-FGA	Pct	FT-FTA	Pct	Reb-Avg	PF-DO	Asst	TO	BS	St	Pts-Avg
*Jones	33	1014	198-421	.470	140-187	.749	180-5.5	101-4	29	63	18	38	583-17.7
*Redick	33	1013	149-361	.413	102-111	.919	81-2.5	57-2	67	54	2	38	495-15.0
*Ewing	33	920	126-293	.430	101-123	.819	104-3.2	80-3	45	67	5	42	395-12.0
*Duhon	33	1188	102-264	.386	66-96	.688	106-3.2	59-0	212	98	5	62	305-9.2
*Williams	33	633	95-184	.516	80-128	.625	95-5.9	102-5	15	60	52	23	270-8.2
Randol	26	351	65-129	.504	56-82	.683	101-3.9	59-2	9	16	24	14	193-7.4
Sanders	33	589	58-103	.563	37-78	.474	173-5.2	102-6	14	38	54	17	153-4.6
Horvath	30	405	45-90	.500	19-27	.704	87-2.9	52-0	16	18	11	14	117-3.9
Dockery	33	345	39-93	.419	28-45	.622	47-1.4	61-0	32	35	0	34	110-3.3
Thomp	16	59	7-13	.538	6-7	.857	8-0.5	9-0	0	4	5	1	20-1.3
Melchi	21	71	8-20	.400	1-3	.333	14-0.7	9-0	1	0	2	2	22-1.0
Buckner	19	37	5-9	.556	1-4	.250	5-0.3	4-0	2	2	0	0	12-0.6
Johnson	5	9	0-0	.000	1-4	.250	0-0.0	2-0	1	0	0	0	1-0.2
Means	7	16	0-1	.000	1-2	.500	4-0.6	0-0	1	0	0	1	1-0.1
TEAM	-	-	-	-	-	-	101-3.1	1	-	7	-	-	-

Duke 33 6650 897-1981 .453 639-897 .712 1206-36.5 698-22 444 462 178 286 2677-81.1  
Opp. 33 6650 820-1893 .433 498-712 .699 1160-35.2 745-na 400 592 134 206 2298-69.6  
Three-Point Field Goals (244-672, .363): Redick (95-238, .399); Jones (47-118, .398); Ewing (42-105, .400); Duhon (35-128, .273); Horvath (8-34, .235); Sanders (7-19, .368); Melchionni (5-15, .333); Dockery (4-11, .364); Buckner (1-3, .333); Williams (0-1, .000).  
Dunks (118): Jones 35; Sanders 25; Williams 22; Randolph 12; Ewing 12; Horvath 7; Duhon 3; Thompson 2. Charges Taken (60): Jones 16; Sanders 9; Duhon 9; Redick 6; Williams 6; Randolph 4; Horvath 3; Dockery 2; Ewing 2; Thompson 2; Melchionni 1. Forced Five-Second Calls (11): Duhon 4; TEAM 3; Ewing 2; Randolph 1.

2003-04

RECORD: 31-6; HOME: 14-1; AWAY: 8-2; NEUTRAL: 9-3

Player	G	MP	FG-FGA	Pct	FT-FTA	Pct	Reb-Avg	PF-DO	Asst	TO	BS	St	Pts-Avg
*Redick	37	1152	172-407	.423	143-150	.953	115-3.1	78-0	58	70	3	27	589-15.9
*Deng	37	1149	210-442	.475	98-138	.710	255-6.9	82-0	68	83	39	49	558-15.1
*Ewing	37	1131	151-362	.417	92-124	.742	96-2.6	107-5	69	64	5	62	468-12.6
*Williams	37	963	164-280	.586	138-200	.690	314-8.5	120-6	34	87	111	36	468-12.6
*Duhon	37	1311	138-308	.448	65-90	.722	150-4.1	76-1	225	104	7	80	370-10.0
Randol	37	709	94-159	.591	70-105	.667	168-4.5	109-3	20	51	61	26	260-7.0
Dockery	27	571	46-112	.411	17-33	.515	50-1.4	64-1	47	26	1	56	112-3.0
Thomp	3	11	2-3	.667	3-4	.750	1-0.3	3-0	0	0	1	0	7-2.3
Horvath	34	218	22-43	.512	19-33	.576	51-1.5	39-2	6	8	10	8	64-1.9
Melchi	27	145	13-33	.394	5-5	1.000	19-0.7	14-0	4	6	2	3	40-1.5
Johnson	13	28	4-4	1.000	3-4	.750	6-0.5	1-0	1	1	0	1	11-0.8
Borman	16	34	2-3	.667	2-4	.500	3-0.2	2-0	4	4	0	1	7-0.4
Davidson	11	19	0-3	.000	0-0	.000	1-0.1	0-0	1	0	1	0	0-0.0
Pagliuca	4	9	0-2	.000	0-0	.000	1-0.3	1-0	0	0	0	0	0-0.0
TEAM	-	-	-	-	-	-	121-3.3	2	-	6	-	-	-

Duke 37 7450 1018-2161 .471 655-890 .736 1351-36.5 399-18 536 511 240 340 2954-79.8  
Opp. 37 7450 876-2154 .407 478-689 .694 1265-34.2 776-na 436 637 124 244 2406-65.0  
Three-Point Field Goals (263-722, .364): Redick (102-258, .395); Ewing (74-180, .411); Deng (40-111, .360); Duhon (29-96, .302); Melchionni (9-25, .360); Randolph (2-10, .200); Borman (1-2, .500); Horvath (1-7, .143); Dockery (3-25, .120); Pagliuca (0-1, .000); Davidson (0-2, .000) Dunks (95): Williams 36; Deng 28; Randolph 25; Duhon 2; Horvath 2; Ewing 2. Charges Taken (47): Randolph 15; Redick 9; Deng 7; Duhon 7; Williams 4; Ewing 2; Melchionni 1; Dockery 1; Horvath 1. Forced Five-Second Calls (5): Duhon 3; Dockery 1; Randolph 1.

2004-05

RECORD: 27-6; HOME: 14-1; AWAY: 5-4; NEUTRAL: 8-1

Player	G	MP	FG-FGA	Pct	FT-FTA	Pct	Reb-Avg	PF-DO	Asst	TO	BS	St	Pts-Avg
*Redick	33	1231	202-495	.408	196-209	.938	108-3.3	37-0	86	82	2	35	721-21.8
*Williams	33	1109	191-328	.582	131-198	.662	369-11.2	96-3	31	85	122	42	513-15.5
*Ewing	33	1138	181-424	.427	74-107	.692	104-3.2	99-4	132	98	13	65	505-15.3
*Melchi	33	716	80-197	.406	36-56	.643	111-3.4	69-5	30	35	5	23	253-7.7
*Nelson	33	634	66-165	.400	59-111	.532	150-4.5	63-2	27	47	9	28	206-6.2
Dockery	27	720	52-109	.477	40-52	.769	76-2.8	81-4	61	40	8	43	168-6.2
Randolph	29	548	46-117	.393	32-60	.533	125-4.3	89-4	27	30	44	30	127-4.4
McClure	25	184	17-39	.436	8-15	.533	34-1.4	15-0	11	10	8	9	43-1.7
Love	21	215	15-32	.469	3-7	.429	57-2.7	39-2	11	10	5	12	33-1.6
Johnson	22	87	3-5	.600	2-2	1.000	25-1.1	17-0	4	2	4	0	8-0.4
Davidson	18	32	0-2	.000	4-4	1.000	4-0.2	4-0	1	0	0	0	4-0.2
Perkins	5	5	0-1	.000	0-0	.000	1-0.2	2-0	1	0	0	0	0-0.0
Novick	2	0	0-0	.000	0-0	.000	0-0.0	1-0	0	0	0	0	0-0.0
Pagliuca	5	6	0-1	.000	0-0	.000	0-0.0	0-0	0	0	0	0	0-0.0
TEAM	-	-	-	-	-	-	97-2.9	2	-	14	-	-	-

Duke 33 6625 853-1915 .445 585-821 .713 1261-38.2 612-24 421 454 220 287 2581-78.2  
Opp. 33 6625 783-2006 .390 459-643 .714 1208-36.6 698-na 328 511 132 247 2153-65.2  
Three-Point Field Goals (290-763, .380): Redick (121-300, .403); Ewing (69-199, .347); Melchionni (57-144, .396); Dockery (24-56, .429); Nelson (15-47, .319); Randolph (3-13, .231); McClure (1-3, .333); Love (0-1, .000). Dunks (74): Williams 30; Ewing 17; Randolph 14; Nelson 7; Love 4; McClure 2; Melchionni 2. Charges Taken (49): Randolph 22; Melchionni 6; Dockery 5; Redick 5; Love 4; Williams 3; Ewing 2; Nelson 1; McClure 1. Forced Five-Second Calls (7): Dockery 2; Nelson 2; Ewing 2; Redick 1.

2005-06

RECORD: 32-4; HOME: 14-1; AWAY: 9-2; NEUTRAL: 9-1

Player	G	MP	FG-FGA	Pct	FT-FTA	Pct	Reb-Avg	PF-DO	Asst	TO	BS	St	Pts-Avg
*Redick	36	1336	302-643	.470	221-256	.863	71-2.0	54-0	95	90	2	52	964-26.8
*Williams	36	1198	237-411	.577	201-270	.744	384-10.7	114-2	39	89	137	60	677-18.8
*McRoberts	36	883	115-190	.605	77-116	.664	189-5.3	107-3	53	51	46	41	312-8.7
Nelson	24	517	61-134	.455	24-37	.649	82-3.4	49-1	29	42	3	20	171-7.1
*Dockery	36	1069	93-200	.465	36-52	.692	108-3.0	89-1	94	48	4	61	256-7.1
*Paulus	36	1163	72-193	.373	76-97	.784	101-2.8	79-2	187	118	0	56	242-6.7
*Melchi	36	717	64-176	.364	38-57	.667	116-3.2	76-1	33	26	5	35	206-5.7
Pocius	28	172	16-33	.485	5-8	.625	8-0.3	20-1	13	12	0	8	42-1.5
Boykin	26	70	8-17	.471	9-10	.900	20-0.8	16-0	2	7	4	2	25-1.0
Boateng	20	50	6-7	.857	2-2	1.000	12-0.6	11-0	1	5	0	1	14-0.7
Perkins	6	12	1-2	.500	0-0	.000	1-0.2	0-0	0	0	0	0	3-0.5
Johnson	13	23	3-3	1.000	0-0	.000	4-0.3	6-0	0	2	1	0	6-0.5
J.Davidson	10	11	1-2	.500	0-0	.000	1-0.1	0-0	0	1	0	1	3-0.3
Pagliuca	1	4	0-0	.000	0-0	.000	0-0.0	0-0	0	0	0	0	0-0.0
TEAM	-	-	-	-	-	-	107-3.0	0	-	5	-	-	-

Duke 36 7225 979-2011 .487 689-905 .761 1204-33.4 621-11 546 496 202 337 2921-81.1  
Opp. 36 7225 951-2215 .429 408-612 .667 1301-36.1 760-na 438 582 133 258 2453-68.1  
Three-Point Field Goals (274-709, .386): Redick (139-330, .421); Melchionni (40-125, .320); Dockery (34-86, .395); Nelson (25-61, .410); Paulus (22-70, .314); McRoberts (5-13, .385); Pocius (5-16, .313); Williams (2-6, .333); J. Davidson (1-1, .000); Perkins (1-1, .000). Dunks (79): Williams 58; McRoberts 54; Nelson 5; Boateng 2; Redick 2; Melchionni 1. Charges Taken (30): Redick 12; Melchionni 11; Williams 7; Paulus 5; Pocius 4; Dockery 4; Nelson 4; McRoberts 1. Forced Five-Second Calls (9): Dockery 3; Paulus 3; Nelson 2; TEAM 1.

2006-07

RECORD: 22-11; HOME: 15-4; AWAY: 5-4; NEUTRAL: 2-3

Player	G	MP	FG-FGA	Pct	FT-FTA	Pct	Reb-Avg	PF-DO	Asst	TO	BS	St	Pts-Avg
*Nelson	33	1052	174-364	.478	73-123	.593	117-5.4	76-2	66	82	17	44	465-14.1
*McRoberts	33	1164	164-327	.502	97-146	.664	260-7.9	83-2	114	80	82	39	430-13.0
*Scheyer	33	1112	112-284	.398	115-136	.846	110-3.3	57-1	61	52	5	39	402-12.2
*Paulus	33	1068	130-285	.456	61-81	.753	73-2.2	94-4	124	101	2	38	389-11.8
Henderson	32	618	87-193	.451	37-59	.627	92-2.9	46-1	35	43	10	16	219-6.8
McClure	33	716	54-110	.491	26-42	.619	163-4.9	68-2	18	41	24	39	138-4.2
*Thomas	31	463	46-81	.									

YEARLY STATISTICS

2009-10

**RECORD: 35-5; HOME: 17-0; AWAY: 5-5; NEUTRAL: 13-0**

Player	G	MP	FG-FGA	Pct	FT-FTA	Pct	Reb-Avg	PF-DO	St	BS	St	Pts-Avg	
*Scheyer	40	1470	212-531	.399	194-221	.878	144-3.6	54-0	194	65	10	65	128-18.2
*Singler	40	1436	228-550	.415	166-208	.798	280-7.0	86-1	96	79	32	41	707-17.7
*Smith	38	1349	239-542	.441	129-159	.767	106-2.8	66-0	114	69	9	45	660-17.6
Zoubek	40	746	90-141	.638	43-78	.551	309-7.7	138-8	39	48	31	27	223-5.6
*M. Plumlee	40	654	83-148	.561	39-59	.661	197-4.9	103-3	12	43	26	20	206-5.2
*Thomas	40	1013	68-155	.439	55-74	.743	194-4.9	121-4	36	61	8	24	191-4.8
Dawkins	38	477	54-136	.397	25-34	.735	43-1.1	36-1	13	15	2	11	169-4.4
Ma Plumlee	34	480	49-106	.462	25-46	.543	105-3.1	73-1	30	32	30	18	125-3.7
Czyz	6	61	7-12	.583	0-0	.000	12-2.0	4-0	5	3	0	2	15-2.5
Kelly	35	227	16-45	.356	4-6	.667	38-1.1	34-0	13	8	14	8	41-1.2
Davidson	21	55	1-5	.200	6-10	.600	5-0.2	6-0	3	3	0	1	9-0.4
Johnson	14	24	1-3	.333	3-4	.750	3-0.2	0-0	0	0	0	2	5-0.4
Peters	7	8	0-0	.000	0-0	.000	1-0.1	0-0	0	1	0	0	0-0.0
Zafirovski	0	0	0-0	.000	0-0	.000	0-0.0	0-0	0	0	0	0	0-0.0
TEAM	-	-	-	-	-	-	123-3.2	-	-	12	-	-	-

Duke 40 8000 1048-2374 .441 682-899 .759 1560-39.0 721-18 555 439 162 264 3079-77.0  
Opp. 40 8000 883-2202 .401 515-749 .688 1310-32.8 781-17 432 566 155 210 2439-61.0  
**Three-Point Field Goals (301-782, .385):** Scheyer (110-287, .383), Singler (85-213, .399), Smith (60-153, .392), Dawkins (36-95, .379), Kelly (5-19, .263), Ma Plumlee (2-8, .250), M. Plumlee (1-1, 0.000), Davidson (1-2, .500), Czyz (1-4, .250). **Dunks (86):** Thomas 16, Zoubek 16, Singler 7, Scheyer 6, Kelly 4, Smith 4, M. Plumlee 1. **Forced Five-Second Calls (3):** Smith 2, TEAM 1.

2010-11

**RECORD: 32-5; HOME: 17-0; AWAY: 6-4; NEUTRAL: 9-1**

Player	G	MP	FG-FGA	Pct	FT-FTA	Pct	Reb-Avg	PF-DO	St	BS	St	Pts-Avg	
*Smith	37	1259	260-568	.458	187-230	.813	166-4.5	72-0	189	118	3	45	764-20.6
Irving	11	303	55-104	.529	64-71	.901	37-3.4	23-0	47	27	6	16	192-17.5
*Singler	37	1286	219-509	.430	125-155	.806	253-6.8	98-1	60	70	12	34	625-16.9
*Curry	37	924	101-239	.423	67-85	.788	67-1.8	63-2	74	35	5	52	333-9.0
Dawkins	37	778	100-208	.481	34-43	.791	70-1.9	59-1	21	28	4	21	299-8.1
*Ma Plumlee	37	949	112-189	.593	41-93	.441	309-8.4	96-5	58	71	62	33	265-7.2
*Kelly	37	743	95-184	.516	33-41	.805	138-3.7	77-0	31	30	51	25	245-6.6
M. Plumlee	37	628	72-139	.518	32-54	.593	181-4.9	88-2	13	35	17	22	176-4.7
Thornton	34	337	13-29	.448	26-31	.839	22-0.6	53-2	33	22	1	16	56-1.6
Hairston	27	165	13-36	.361	13-23	.565	33-1.2	26-0	3	8	1	4	39-1.4
Zafirovski	5	11	0-1	.000	0-0	.000	0-0.0	1-0	0	0	0	0	0-0.0
Peters	10	17	0-0	.000	0-0	.000	3-0.3	0-0	0	0	0	1	0-0.0
TEAM	-	-	-	-	-	-	120-3.2	1-0	-	3	-	-	-

Duke 37 7400 1040-2206 .471 622-826 .753 1399-37.8 657-13 529 447 162 269 2993-80.9  
Opp. 37 7400 896-2212 .405 426-655 .650 1299-35.1 745-18 438 546 105 219 2394-64.7  
**Three-Point Field Goals (291-778, .374):** Irving (88-39, .462), Curry (64-147, .435), Dawkins (64-150, .427), Smith (57-163, .350), Singler (62-193, .321), Kelly (22-69, .319), Thornton (4-15, .267), Ma Plumlee (0-2, .000), Dunks (114): Ma Plumlee 46, M. Plumlee 23, Smith 19, Kelly 14, Dawkins 6, Singler 4, Hairston 2. **Charges Taken (61):** Kelly 19, Singler 18, Thornton 7, M. Plumlee 4, Curry 3, Hairston 3, Ma Plumlee 3, Smith 3, Dawkins 1. **Forced Five-Second Calls (3):** Smith 2, TEAM 1.

2011-12

**RECORD: 27-7; HOME: 13-3; AWAY: 8-1; NEUTRAL: 6-3**

Player	G	MP	FG-FGA	Pct	FT-FTA	Pct	Reb-Avg	PF-DO	St	BS	St	Pts-Avg	
*Rivers	34	1129	174-402	.433	121-184	.658	115-3.4	76-2	71	79	1	33	527-15.5
*Curry	34	1026	141-336	.420	103-118	.873	89-2.6	73-2	83	69	7	43	449-13.2
*Kelly	31	803	107-241	.444	113-140	.807	167-5.4	71-1	35	43	31	24	367-11.8
*Ma Plumlee	34	964	143-250	.572	93-176	.528	312-9.3	86-1	55	74	55	26	379-11.1
Dawkins	34	760	92-230	.400	34-46	.739	70-2.1	62-0	20	27	2	14	285-8.4
M. Plumlee	34	697	89-146	.610	48-76	.632	242-7.1	78-3	18	42	32	18	226-6.6
Cook	33	387	47-116	.405	38-49	.776	34-1.0	26-0	63	18	2	14	146-4.4
*Thornton	34	717	39-103	.379	33-44	.750	63-1.9	95-4	69	34	0	31	138-4.1
Hairston	29	246	31-69	.449	16-24	.667	42-1.4	39-1	5	15	4	4	78-2.7
Gbinije	19	111	11-20	.550	7-7	1.000	16-0.8	19-0	3	8	1	3	33-1.7
Zafirovski	5	10	0-2	.000	0-0	.000	2-0.4	1-0	1	1	0	0	0-0.0
TEAM	-	-	-	-	-	-	97-2.9	-	-	5	-	-	-

Duke 34 6850 874-1915 .456 606-864 .701 1249-36.7 626-14 423 415 136 210 2628-77.3  
Opp. 34 6850 864-1996 .433 453-657 .689 1159-34.1 708-24 380 434 89 194 2334-68.6  
**Three-Point Field Goals (274-739, .371):** Kelly (40-98, .408), Gbinije (4-10, .400), Dawkins (67-171, .392), Curry (64-167, .383), Rivers (58-159, .365), Thornton (27-77, .351), Cook (14-56, .250), Hairston (0-1, .000). **Dunks (112):** Ma Plumlee 60, M. Plumlee 27, Kelly 12, Dawkins 5, Rivers 4, Hairston 2, Gbinije 2. **Charges Taken (38):** Kelly 14, Thornton 10, Curry 5, Hairston 3, M. Plumlee 2, Ma Plumlee 2, Cook 1, Dawkins 1. **Forced Five-Second Calls (2):** Cook 1, Rivers 1.

2012-13

**RECORD: 30-6; HOME: 16-0; AWAY: 5-4; NEUTRAL: 9-2**

Player	G	MP	FG-FGA	Pct	FT-FTA	Pct	Reb-Avg	PF-DO	St	BS	St	Pts-Avg	
*Curry	35	1130	197-424	.465	123-152	.809	89-2.5	60-0	54	42	6	30	612-17.5
*Ma Plumlee	36	1248	221-369	.599	173-254	.681	359-10.0	92-3	70	103	52	36	615-17.1
*Kelly	23	664	96-212	.453	69-85	.812	122-5.3	55-3	38	23	37	16	296-12.9
*Cook	36	1208	151-363	.416	64-73	.877	138-3.8	96-2	190	80	5	51	421-11.7
*Sulaimon	36	1050	137-323	.424	93-116	.802	121-3.4	79-1	68	45	2	27	416-11.6
Jefferson	32	405	51-94	.543	25-41	.610	92-2.9	53-2	7	12	16	12	127-4.0
Thornton	36	791	41-101	.406	17-25	.680	82-2.3	99-6	79	38	4	46	130-3.6
Hairston	35	444	36-80	.450	18-26	.692	73-2.1	85-5	8	19	6	5	90-2.6
Kelly	31	194	27-55	.491	5-12	.417	30-1.0	18-0	0	11	3	5	64-2.1
Zafirovski	7	16	2-4	.500	1-4	.250	3-0.4	3-0	0	0	1	1	5-0.7
M. Plumlee	19	50	1-8	.125	0-8	.000	11-0.6	5-0	1	5	3	3	2-0.1
TEAM	-	-	-	-	-	-	88-2.4	-	-	5	-	-	-

Duke 36 7200 960-2033 .472 588-796 .739 1208-33.6 645-22 515 383 135 232 2778-77.2  
Opp. 36 7200 852-2049 .416 486-671 .724 1249-34.7 703-20 341 502 110 179 2350-65.3  
**Three-Point Field Goals (270-676, .399):** Curry (95-217, .438), Kelly (35-83, .422), Cook (55-140, .393), Thornton (31-79, .392), Sulaimon (49-132, .371), Murphy (5-24, .208), Hairston (0-1, .000). **Dunks (102):** Ma Plumlee 87, Sulaimon 6, Jefferson 3, Kelly 2, Hairston 2, Murphy 2. **Charges Taken (67):** Hairston 20, Sulaimon 11, Kelly 9, Thornton 8, Curry 6, Cook 2, Plumlee 2. **Forced Five-Second Calls (2):** Cook 1, TEAM 1.

2013-14

**RECORD: 26-9; HOME: 17-0; AWAY: 4-5; NEUTRAL: 5-4**

Player	G	MP	FG-FGA	Pct	FT-FTA	Pct	Reb-Avg	PF-DO	St	BS	St	Pts-Avg	
*Parker	35	1073	236-499	.473	160-214	.748	306-8.7	83-2	41	81	43	37	670-19.1
*Hood	35	1150	191-412	.464	109-135	.807	138-3.9	91-3	75	54	9	25	562-16.1
*Cook	35	1042	137-317	.432	67-81	.827	76-2.2	66-0	153	57	1	47	406-11.6
Sulaimon	34	871	99-246	.402	96-125	.768	83-2.4	74-1	81	37	1	27	337-9.9
Dawkins	33	453	84-189	.444	30-37	.811	43-1.3	43-1	12	18	5	15	262-7.9
*Jefferson	35	796	94-146	.644	40-81	.494	240-6.9	93-1	36	23	20	23	228-6.5
*Thornton	35	745	32-75	.427	18-21	.857	64-1.8	102-5	83	24	1	46	109-3.1
Jones	32	235	15-51	.294	23-41	.561	27-0.8	24-0	5	4	11	56-1.8	
Ojeleye	17	80	7-14	.500	10-11	.909	15-0.9	6-0	2	5	4	4	28-1.6
Hairston	30	284	17-35	.486	9-14	.643	38-1.3	65-1	11	10	3	3	43-1.4
Plumlee	30	254	16-29	.552	6-17	.353	65-2.2	29-0	8	10	17	6	38-1.3
Murphy	5	33	1-6	.167	2-4	.500	5-1.0	3-0	2	1	0	0	5-1.0
Pagliuca	3	5	0-1	.000	1-2	.500	2-0.7	0-0	0	0	0	0	1-0.3
Zafirovski	3	4	0-0	.000	0-0	.000	0-0.0	1-0	1	0	0	0	0-0.0
TEAM	-	-	-	-	-	-	104-3.0	1	-	10	-	-	-

Duke 35 7025 929-2020 .460 571-783 .729 1207-34.5 681-14 509 334 105 244 2748-78.4  
Opp. 35 7025 848-1860 .456 525-758 .693 1137-32.5 655-13 380 425 117 174 2359



**YEARLY STATISTICS**

RECORD BOOK

**2017-18 RECORD: 29-8; HOME: 15-1; AWAY: 6-5; NEUTRAL: 8-2**

Player	G	MP	FG-FGA	Pct	FT-FTA	Pct	Reb-Avg	PF-DO	Ast	TO	BS	St	Pts-Avg
*Bagley III	33	1118	270-440	.614	131-209	.627	366-11.1	60-1	50	75	29	27	694-21.0
*Allen	37	1319	181-433	.418	108-127	.850	123-3.3	79-1	172	79	2	64	572-15.5
*Trent Jr.	37	1253	177-427	.415	85-97	.876	157-4.2	62-0	52	38	5	43	536-14.5
*Carter Jr.	37	997	179-319	.561	124-168	.738	335-9.1	105-4	74	75	30	50	501-13.5
*Duval	37	1103	148-346	.428	53-89	.596	73-2.0	89-3	207	102	5	54	380-10.3
Bolden	29	373	48-78	.615	16-27	.593	104-3.6	40-0	17	16	28	9	112-3.9
DeLaurier	33	419	45-70	.643	21-38	.553	131-4.0	74-5	16	23	19	21	112-3.4
O'Connell	36	373	42-88	.477	14-19	.737	50-1.4	16-0	19	16	4	11	120-3.3
Tucker	2	14	2-4	.500	1-2	.500	1-0.5	0-0	0	2	0	0	6-3.0
Robinson	17	82	8-19	.421	1-4	.250	11-0.6	7-0	2	5	9	0	23-1.4
Goldwire	26	169	9-28	.321	3-4	.750	12-0.5	19-0	24	7	0	9	26-1.0
Vrankovic	14	66	6-12	.500	2-4	.500	15-1.1	11-0	7	4	2	0	14-1.0
White	28	159	9-22	.409	2-2	1.000	42-1.5	11-0	7	7	6	7	22-0.8
Buckmire	4	5	1-2	.500	1-1	1.000	2-0.5	1-0	1	0	0	0	3-0.8
TEAM	-	-	-	-	-	-	100-2.7	1	-	11	-	-	-

Duke 37 7450 1125-2288 .492 562-791 .710 1522-41.1 575-14 648 460 185 275 3121-84.4  
Opp. 37 7450 957-2364 .405 383-526 .728 1222-33.0 672-22 537 454 97 210 2576-69.6  
**Three-Point Field Goals (309-831, .372):** Allen (102-276, .370), Trent (97-241, .402), Duval (31-107, .290), Bagley (23-58, .397), O'Connell (22-45, .489), Carter (19-46, .413), Robinson (6-17, .353), Goldwire (5-19, .263), White (2-12, .167), DeLaurier (1-8, .125), Tucker (1-2, .500), Bolden (0-0, .000), Buckmire (0-0, .000), Vrankovic (0-0, .000). **Dunks (235):** Bagley 98, Carter 58, Allen 19, Bolden 17, DeLaurier 16, Duval 13, Trent 6, White 5, O'Connell 3, Robinson 1. **Charges Taken (18):** Allen 9, Bagley 3, Duval 2, Carter 2, O'Connell 1, DeLaurier 1.

**2018-19 RECORD: 32-6; HOME: 15-2; AWAY: 7-2; NEUTRAL: 10-2**

Player	G	MP	FG-FGA	Pct	FT-FTA	Pct	Reb-Avg	PF-DO	Ast	TO	BS	St	Pts-Avg
*Barrett	38	1341	319-702	.454	149-224	.665	289-7.6	70-1	164	123	16	34	860-22.6
*Williamson33	990	296-435	.680	130-203	.640	293-8.9	68-1	68	78	59	70	746-22.6	
*Reddish	36	1068	154-432	.356	88-114	.772	133-3.7	86-0	70	96	21	56	485-13.5
*Jones	36	1230	132-319	.414	47-62	.758	135-3.8	56-0	192	53	6	68	338-9.4
*Bolden	35	669	66-114	.579	53-73	.726	156-4.5	73-0	16	25	58	19	185-5.3
O'Connell	36	505	55-123	.447	19-25	.760	67-1.9	19-0	21	29	0	20	159-4.4
White	35	715	47-131	.359	23-27	.852	166-4.7	64-2	26	23	37	22	144-4.1
DeLaurier	38	618	59-79	.747	28-50	.560	166-4.4	101-2	17	32	50	33	146-3.8
Vrankovic	17	90	7-14	.500	9-16	.563	22-1.3	15-0	6	3	5	2	23-1.4
Robinson	17	58	8-13	.615	0-1	.000	9-0.5	7-0	1	3	4	2	20-1.2
Besser	4	11	1-6	.167	2-2	1.000	3-0.8	1-0	1	1	0	0	4-1.0
Goldwire	35	300	12-44	.273	3-6	.500	27-0.8	30-0	23	12	0	20	30-0.9
Baker	4	18	1-4	.250	0-0	.000	4-1.0	5-0	2	2	1	0	3-0.8
Buckmire	4	12	0-2	.000	0-0	.000	4-1.0	0-0	1	1	0	0	0-0.0
TEAM	-	-	-	-	-	-	93-2.4	-	-	7	-	-	-

Duke 38 7625 1157-2418 .478 551-803 .686 1567-41.2 595-6 606 488 257 346 3143-82.7  
Opp. 38 7625 960-2415 .398 403-579 .696 1347-35.4 660-15 478 540 121 243 2576-67.8  
**Three-Point Field Goals (278-903, .308):** Reddish (89-267, .333), Barrett (73-237, .308), O'Connell (30-80, .375), White (27-77, .278), Jones (27-103, .262), Williamson (24-71, .338), Robinson (4-9, .444), Goldwire (3-25, .120), Baker (1-2, .500), Bolden (0-7, .000), DeLaurier (0-1, .000), Vrankovic (0-0, .000), Besser (0-4, .000), Buckmire (0-0, .000). **Dunks (191):** Williamson 72, Barrett 38, Bolden 33, DeLaurier 28, White 8, Reddish 6, Robinson 3, O'Connell 3. **Charges Taken (24):** Jones 10, DeLaurier 8, Barrett 4, Goldwire 2.

**2019-20 RECORD: 25-6; HOME: 15-2; AWAY: 7-4; NEUTRAL: 3-0**

Player	G	MP	FG-FGA	Pct	FT-FTA	Pct	Reb-Avg	PF-DO	Ast	TO	BS	St	Pts-Avg
*Carey Jr.	31	770	199-345	.577	146-218	.670	272-8.8	85-4	30	63	49	22	552-17.8
*Jones	29	1028	162-383	.423	108-140	.771	123-4.2	51-0	185	78	10	51	471-16.2
*Stanley	29	796	128-270	.474	77-105	.733	141-4.9	63-2	30	55	21	20	364-12.6
*Hurt	31	639	110-226	.487	40-54	.741	117-3.8	58-1	27	26	23	14	302-9.7
Moore Jr.	25	601	64-154	.416	54-67	.806	106-4.2	53-1	47	61	6	22	186-7.4
O'Connell	29	386	60-148	.405	11-18	.611	65-2.2	21-0	22	22	2	22	152-5.2
Baker	28	338	50-122	.410	11-12	.917	24-0.9	47-0	21	15	6	14	139-5.0
*Goldwire	31	746	58-119	.487	14-22	.636	77-2.5	47-0	70	27	5	47	147-4.7
DeLaurier	31	411	41-74	.554	26-40	.650	110-3.5	70-3	16	23	27	19	109-3.5
White	30	467	31-80	.388	13-18	.722	86-2.9	44-0	23	22	22	22	92-3.1
Robinson	15	102	16-31	.516	1-2	.500	22-1.5	18-1	7	3	17	5	42-2.8
Buckmire	8	16	1-5	.200	0-0	.000	7-0.9	0-0	1	1	0	0	2-0.3
TEAM	-	-	-	-	-	-	94-3.0	-	-	13	-	-	-

Duke 31 6300 920-1957 .470 501-696 .720 1244-40.1 557-12 479 409 188 258 2558-82.5  
Opp. 31 6300 784-1879 .417 389-580 .671 1067-34.4 588-13 367 464 121 225 2107-68.0  
**Three-Point Field Goals (217-617, .352):** Hurt (42-107, .393), Jones (39-108, .361), Stanley (31-86, .360), Baker (28-71, .394), O'Connell (21-77, .273), Goldwire (17-48, .354), White (17-52, .327), Robinson (9-21, .429), Carey Jr. (8-21, .381), Moore Jr. (4-19, .211), DeLaurier (1-6, .167), Buckmire (0-1, .000). **Dunks (114):** Carey Jr. 43, Stanley 32, Hurt 9, O'Connell 9, DeLaurier 8, Robinson 6, White 4, Moore Jr. 3. **Charges Taken (27):** Carey Jr. 6, Jones 4, Moore Jr. 3, DeLaurier 3, Baker 3, Stanley 2, White 2, Goldwire 1, Hurt 1, O'Connell 1.

**2020-21 RECORD: 13-11; HOME: 8-5; AWAY: 3-6; NEUTRAL: 2-0**

Player	G	MP	FG-FGA	Pct	FT-FTA	Pct	Reb-Avg	PF-DO	Ast	TO	BS	St	Pts-Avg
*Hurt	24	783	164-295	.556	55-76	.724	149-6.2	76-4	34	28	16	18	439-18.3
*Steward	24	739	113-265	.426	43-53	.811	93-3.9	29-0	57	48	14	26	312-13.0
Johnson	13	279	57-109	.523	24-38	.632	79-6.1	29-1	29	33	16	15	146-11.2
*Moore Jr.	24	664	86-206	.417	39-46	.848	114-4.8	57-0	65	48	5	29	233-9.7
*Roach	24	657	78-172	.453	27-40	.675	52-2.2	65-2	66	47	1	18	209-8.7
*Williams	23	350	71-107	.664	22-41	.537	103-4.5	34-1	17	20	32	13	164-7.1
Goldwire	24	685	53-140	.379	14-19	.737	70-2.9	52-1	96	34	2	54	139-5.8
Brakefield	22	273	31-76	.408	5-12	.417	56-2.5	27-0	10	10	9	8	78-3.5
Baker	23	265	22-71	.310	6-8	.750	27-1.2	24-1	9	18	6	8	66-2.9
Worthington	2	4	1-2	.500	1-2	.500	2-1.0	0-0	0	0	0	0	3-1.5
Coleman	19	95	10-20	.500	1-5	.200	26-1.4	5-0	3	5	6	3	21-1.1
Tapé	10	46	5-13	.385	1-4	.250	11-1.1	11-0	4	4	2	5	11-1.1
Savarino	2	4	0-0	.000	1-2	.500	1-0.5	1-0	1	0	0	0	1-0.5
Buckmire	4	6	1-3	.333	0-0	.000	1-0.3	0-0	0	1	0	0	2-0.5
TEAM	-	-	-	-	-	-	67-2.8	-	-	11	-	-	-

Duke 24 4850 692-1479 .468 239-346 .691 851-35.5 410-10 390 307 109 197 1824-76.0  
Opp. 24 4850 623-1368 .455 308-436 .706 809-33.7 362-6 304 332 93 152 1711-71.3  
**Three-Point Field Goals (201-571, .352):** Hurt (56-126, .444), Steward (43-126, .341), Roach (26-84, .310), Moore Jr. (22-73, .301), Goldwire (19-57, .333), Baker (16-51, .314), Brakefield (11-35, .314), Johnson (8-18, .444), Coleman (0-1, .000). **Dunks (58):** Williams 33, Johnson 8, Hurt 6, Steward 4, Moore Jr. 3, Coleman 2, Brakefield 1, Tapé 1. **Charges Taken (25):** Roach 7, Brakefield 4, Moore Jr. 4, Johnson 3, Baker 2, Coleman 2, Hurt 2, Goldwire 1.

**2021-22 RECORD: 32-7; HOME: 15-3; AWAY: 9-2; NEUTRAL: 8-2**

Player	G	MP	FG-FGA	Pct	FT-FTA	Pct	Reb-Avg	PF-DO	Ast	TO	BS	St	Pts-Avg
*Banchero	39	1286	245-513	.478	137-188	.729	304-7.8	75-0	124	92	36	41	671-17.2
*Moore Jr.	39	1325	188-376	.500	95-118	.805	207-5.3	62-0	172	76	8	55	523-13.4
*Keels	36	1086	147-351	.419	65-97	.670	124-3.4	46-0	98	45	2	44	413-11.5
*Williams	39	919	191-265	.721	56-77	.727	289-7.4	80-0	35	36	110	19	438-11.2
*Griffin	39	937	146-296	.493	42-53	.792	153-3.9	43-0	38	25	22	20	405-10.4
*Roach	39	1142	118-288	.410	61-80	.763	94-2.4	86-0	123	63	4	33	336-8.6
Baker	34	409	51-118	.432	21-27	.778	40-1.2	41-0	14	18	1	13	153-4.5
John	38	427	46-76	.605	15-24	.625	96-2.5	74-1	16	17	33	17	107-2.8
Jones	27	145	13-34	.382	4-4	1.000	29-1.1	11-0	1				

**ANNUAL STATISTICAL LEADERS**

▲ - ACC annual statistical champion in that category

**POINTS**

1929	Joe Croson (So)	173
1930	Joe Croson (Jr)	189
1931	Joe Croson (Sr)	196
1932	James Thompson (So)	180
1933	James Thompson (Jr)	208
1934	James Thompson (Sr)	231
1935	Charles Kunkle (Sr)	124
1936	Kenneth Podger (Jr)	168
1937	Kenneth Podger (Sr)	196
1938	Edwin Swindell (Jr)	206
1939	Edwin Swindell (Sr)	190
1940	Bill Mock (Jr)	184
1941	Charles Holley (Sr)	203
1942	Cedric Loftis (Jr)	200
1943	Gordon Carver (So)	309
1944	Gordon Carver (Jr)	297
1945	Bill Sapp (So)	221
1946	Ed Koffenberger (Jr)	317
1947	Ed Koffenberger (Sr)	416
1948	Corren Youmans (So)	329
1949	Corren Youmans (Jr)	254
1950	Corren Youmans (Sr)	352
1951	Dick Groat (Jr)	831
1952	Dick Groat (Sr)	780
1953	Bernie Janicki (Jr)	436
1954	Bernie Janicki (Sr)	364
1955	Ronnie Mayer (Jr)	607
1956	Ronnie Mayer (Sr)	553
1957	Jim Newcome (Jr)	347
1958	Jim Newcome (Sr)	331
1959	Carroll Youngkin (So)	399
1960	Howard Hurt (Jr)	376
1961	Art Heyman (So)	629
1962	Art Heyman (Jr)	608
▲ 1963	Art Heyman (Sr)	747
1964	Jeff Mullins (Sr)	750
1965	Bob Verga (So)	534
1966	Jack Marin (Sr)	558
▲ 1967	Bob Verga (Sr)	705
1968	Mike Lewis (Sr)	608
1969	Randy Denton (So)	486
1970	Randy Denton (Jr)	560
1971	Randy Denton (Sr)	612
1972	Chris Redding (So)	385
1973	Chris Redding (Jr)	440
1974	Bob Fleischer (Jr)	407
1975	Bob Fleischer (Sr)	447
1976	Tate Armstrong (Jr)	654
1977	Jim Spanarkel (Jr)	519
1978	Jim Spanarkel (Sr)	708
1979	Mike Gminski (Jr)	565
1980	Mike Gminski (Sr)	704
▲ 1981	Gene Banks (Sr)	499
▲ 1982	Vince Taylor (Sr)	549
1983	Johnny Dawkins (Fr)	506
1984	Johnny Dawkins (So)	659
1985	Johnny Dawkins (Jr)	582
1986	Johnny Dawkins (Sr)	809
1987	Danny Ferry (So)	461
▲ 1988	Danny Ferry (Jr)	667
▲ 1989	Danny Ferry (Sr)	791
1990	Phil Henderson (Sr)	683
1991	Christian Laettner (Jr)	771
1992	Christian Laettner (Sr)	751
1993	Bobby Hurley (Sr)	545
1994	Grant Hill (Sr)	591
1995	Cherokee Parks (Sr)	589
1996	Jeff Capel (Jr)	514
1997	Trajan Langdon (So)	473
1998	Roshown McLeod (Sr)	549
1999	Elton Brand (So)	691
2000	Shane Battier (Jr)	593
▲ 2001	Jason Williams (So)	841
▲ 2002	Jason Williams (Jr)	746
2003	Dahntay Jones (Sr)	583
2004	J.J. Redick (So)	589
▲ 2005	J.J. Redick (Jr)	721
▲ 2006	J.J. Redick (Sr)	964

2007	Demarcus Nelson (Jr)	465
2008	DeMarcus Nelson (Sr)	494
2009	Gerald Henderson (Jr)	610
2010	Jon Scheyer (Sr)	728
▲ 2011	Nolan Smith (Sr)	764
2012	Austin Rivers (Fr)	527
2013	Mason Plumlee (Sr)	615
2014	Jabari Parker (Fr)	670
▲ 2015	Jahlil Okafor (Fr)	657
2016	Grayson Allen (So)	779
2017	Luke Kennard (So)	722
2018	Marvin Bagley III (Fr)	694
▲ 2019	RJ Barrett (Fr)	860
2020	Vernon Carey Jr. (Fr)	552
2021	Matthew Hurt (So)	439
▲ 2022	Paolo Banchero (Fr)	671
2023	Kyle Filipowski (Fr)	543

**POINTS PER GAME**

1929	Joe Croson (So)	8.7
1930	Joe Croson (Jr)	9.5
1931	Joe Croson (Sr)	9.3
1932	James Thompson (So)	7.2
1933	James Thompson (Jr)	9.5
1934	James Thompson (Sr)	9.6
1935	Charles Kunkle (Jr)	4.8
1936	Kenneth Podger (Jr)	6.5
1937	Kenneth Podger (Sr)	8.5
1938	Edwin Swindell (Jr)	8.6
1939	Edwin Swindell (Sr)	8.6
1940	Bill Mock (Jr)	7.1
1941	Charles Holley (Sr)	9.2
1942	Cedric Loftis (Jr)	8.3
1943	Gordon Carver (So)	11.9
1944	Gordon Carver (Jr)	13.3
1945	Bill Sapp (So)	11.6
1946	Ed Koffenberger (Jr)	11.7
1947	Ed Koffenberger (Sr)	15.4
1948	Corren Youmans (Sr)	12.1
1949	Corren Youmans (Jr)	11.5
1950	Corren Youmans (Sr)	11.8
1951	Dick Groat (Jr)	25.2
1952	Dick Groat (Sr)	26.0
1953	Bernie Janicki (Jr)	16.8
1954	Bernie Janicki (Sr)	13.5
1955	Ronnie Mayer (Jr)	21.7
1956	Ronnie Mayer (Sr)	22.1
1957	Jim Newcome (Jr)	14.5
1958	Jim Newcome (Sr)	13.2
1959	Carroll Youngkin (So)	15.9
1960	Howard Hurt (Jr)	13.4
	Carroll Youngkin (Jr)	13.4
1961	Art Heyman (So)	25.2
1962	Art Heyman (Jr)	25.3
▲ 1963	Art Heyman (Sr)	24.9
1964	Jeff Mullins (Sr)	24.2
1965	Bob Verga (So)	21.4
1966	Jack Marin (Sr)	18.9
▲ 1967	Bob Verga (Sr)	26.1
1968	Mike Lewis (Sr)	21.7
1969	Randy Denton (So)	17.4
1970	Randy Denton (Jr)	21.5
1971	Randy Denton (Sr)	20.4
1972	Richie O'Conner (Jr)	15.4
1973	Chris Redding (Jr)	16.9
1974	Bob Fleischer (Jr)	15.7
1975	Bob Fleischer (Sr)	17.2
1976	Tate Armstrong (Jr)	24.2
1977	Tate Armstrong (Sr)	22.7
1978	Jim Spanarkel (Jr)	20.8
1979	Mike Gminski (Jr)	18.8
1980	Mike Gminski (Sr)	21.3
▲ 1981	Gene Banks (Sr)	18.5
▲ 1982	Vince Taylor (Sr)	20.3
1983	Johnny Dawkins (Fr)	18.1
1984	Johnny Dawkins (So)	20.2
1985	Johnny Dawkins (Jr)	18.8
1986	Johnny Dawkins (Sr)	20.2
1987	Danny Ferry (So)	14.0
▲ 1988	Danny Ferry (Jr)	19.1
▲ 1989	Danny Ferry (Sr)	22.6

1990	Phil Henderson (Sr)	18.5
1991	Christian Laettner (Jr)	19.8
1992	Christian Laettner (Sr)	21.5
1993	Grant Hill (Jr)	18.0
1994	Grant Hill (Sr)	17.4
1995	Cherokee Parks (Sr)	19.0
1996	Jeff Capel (Jr)	16.6
1997	Trajan Langdon (So)	14.3
1998	Roshown McLeod (Sr)	15.3
1999	Elton Brand (So)	17.7
2000	Shane Battier (Jr)	17.4
▲ 2001	Jason Williams (So)	21.6
▲ 2002	Jason Williams (Jr)	21.3
2003	Dahntay Jones (Sr)	17.7
2004	J.J. Redick (So)	15.9
▲ 2005	J.J. Redick (Jr)	21.8
▲ 2006	J.J. Redick (Sr)	26.8
2007	DeMarcus Nelson (Jr)	14.1
2008	DeMarcus Nelson (Sr)	14.5
2009	Gerald Henderson (Jr)	16.5
	Kyle Singler (So)	16.5
2010	Jon Scheyer (Sr)	18.2
▲ 2011	Nolan Smith (Sr)	20.6
2012	Austin Rivers (Fr)	15.5
2013	Seth Curry (Sr)	17.5
2014	Jabari Parker (Fr)	19.1
2015	Jahlil Okafor (Fr)	17.3
2016	Grayson Allen (So)	21.6
2017	Luke Kennard (So)	19.5
2018	Marvin Bagley III (Fr)	21.0
▲ 2019	RJ Barrett (Fr)	22.6
▲ 2020	Vernon Carey Jr. (Fr)	17.8
▲ 2021	Matthew Hurt (So)	18.3
2022	Paolo Banchero (Fr)	17.2
2023	Kyle Filipowski (Fr)	15.1

**FIELD GOALS MADE**

1943	Gordon Carver (So)	147
1944	William Wright (So)	129
1946	Ed Koffenberger (Jr)	118
1947	Ed Koffenberger (Sr)	162
1948	Corren Youmans (So)	132
1949	Corren Youmans (Jr)	98
1950	Corren Youmans (Sr)	146
1951	Dick Groat (Jr)	285
1952	Dick Groat (Sr)	288
1953	Bernie Janicki (Jr)	155
1954	Bernie Janicki (Sr)	140
1955	Ronnie Mayer (Jr)	217
1956	Ronnie Mayer (Sr)	195
1957	Jim Newcome (Jr)	148
1958	Bob Vernon (Sr)	130
1959	Carroll Youngkin (So)	136
1960	Howard Hurt (Jr)	146
1961	Art Heyman (So)	229
1962	Art Heyman (Jr)	219
1963	Art Heyman (Sr)	265
1964	Jeff Mullins (Sr)	300
1965	Bob Verga (So)	229
1966	Jack Marin (Sr)	221
1967	Bob Verga (Sr)	283
1968	Mike Lewis (Sr)	230
1969	Randy Denton (So)	212
1970	Randy Denton (Jr)	237
1971	Randy Denton (Sr)	244
1972	Chris Redding (So)	124
1973	Gary Melchionni (Sr)	165
1974	Bob Fleischer (Jr)	163
1975	Bob Fleischer (Sr)	178
1976	Tate Armstrong (Jr)	265
1977	Mike Gminski (Fr)	175
1978	Mike Gminski (So)	246
1979	Mike Gminski (Jr)	218
1980	Mike Gminski (Sr)	262
1981	Gene Banks (Sr)	202
1982	Vince Taylor (Sr)	217
1983	Johnny Dawkins (Fr)	207
1984	Johnny Dawkins (So)	263
1985	Johnny Dawkins (Jr)	225
1986	Johnny Dawkins (Sr)	331

1987	Danny Ferry (So)	172
1988	Danny Ferry (Jr)	247
1989	Danny Ferry (Sr)	300
1990	Phil Henderson (Sr)	251
1991	Christian Laettner (Jr)	271
1992	Christian Laettner (Sr)	254
1993	Grant Hill (Jr)	185
1994	Grant Hill (Sr)	218
1995	Cherokee Parks (Sr)	222
1996	Jeff Capel (Jr)	185
1997	Jeff Capel (Sr)	142
	Roshown McLeod (Jr)	142
1998	Roshown McLeod (Sr)	196
1999	Elton Brand (So)	255
2000	Chris Carrawell (Sr)	205
2001	Jason Williams (So)	285
2002	Jason Williams (Jr)	249
2003	Dahntay Jones (Sr)	198
2004	Luol Deng (Fr)	210
2005	J.J. Redick (Jr)	202
2006	J.J. Redick (Sr)	302
2007	DeMarcus Nelson (Jr)	174
2008	DeMarcus Nelson (Sr)	172
2009	Gerald Henderson (Jr)	213
2010	Nolan Smith (Jr)	239
2011	Nolan Smith (Sr)	260
2012	Austin Rivers (Fr)	174
2013	Mason Plumlee (Sr)	221
2014	Jabari Parker (Fr)	236
2015	Jahlil Okafor (Fr)	279
2016	Grayson Allen (So)	239
2017	Luke Kennard (So)	237
2018	Marvin Bagley III (Fr)	270
2019	RJ Barrett (Fr)	319
2020	Vernon Carey Jr. (Fr)	199
2021	Matthew Hurt (So)	164
▲ 2022	Paolo Banchero (Fr)	245
2023	Kyle Filipowski (Fr)	189

**FIELD GOAL ATTEMPTS**

1949	Corren Youmans (Jr)	329
1950	Corren Youmans (Sr)	449
1951	Dick Groat (Jr)	713
1952	Dick Groat (Sr)	700
1953	Bernie Janicki (Jr)	411
1954	Bernie Janicki (Sr)	385
1955	Ronnie Mayer (Jr)	509
1956	Ronnie Mayer (Sr)	452
1957	Jim Newcome (Jr)	360
1958	Jim Newcome (Sr)	321
1959	Howard Hurt (So)	379
1960	Howard Hurt (Jr)	355
1961	Art Heyman (So)	448
1962	Art Heyman (Jr)	506
1963	Art Heyman (Sr)	586
1964	Jeff Mullins (Sr)	613
1965	Bob Verga (So)	431
1966	Jack Marin (Sr)	451
1967	Bob Verga (Sr)	614
1968	Mike Lewis (Sr)	418
1969	Randy Denton (So)	425
1970	Randy Denton (Jr)	437
1971	Randy Denton (Sr)	433
1972	Chris Redding (So)	265
1973	Gary Melchionni (Sr)	366
1974	Bob Fleischer (Jr)	312
1975	Pete Kramer (Sr)	312
1976	Tate Armstrong (Jr)	507
1977	Mike Gminski (Fr)	340
1978	Jim Spanarkel (Jr)	460
1979	Mike Gminski (Jr)	420
1980	Mike Gminski (Sr)	487
1981	Gene Banks (Sr)	350
1982	Vince Taylor (Sr)	419
1983	Johnny Dawkins (Fr)	414
1984	Johnny Dawkins (So)	547
1985	Johnny Dawkins (Jr)	455
1986	Johnny Dawkins (Sr)	603
1987	Danny Ferry (So)	383
1988	Danny Ferry (Jr)	519
1989	Danny Ferry (Sr)	575



**ANNUAL STATISTICAL LEADERS**

1990	Phil Henderson (Sr)	531
1991	Christian Laettner (Jr)	471
1992	Christian Laettner (Sr)	442
1993	Thomas Hill (Sr)	384
1994	Grant Hill (Sr)	472
1995	Cherokee Parks (Sr)	443
1996	Jeff Capel (Jr)	492
1997	Jeff Capel (Sr)	309
1998	Roshown McLeod (So)	397
1999	William Avery (So)	416
2000	Jason Williams (Fr)	427
2001	Jason Williams (So)	603
2002	Jason Williams (Jr)	545
2003	Dahntay Jones (Sr)	198
2004	Luol Deng (Fr)	442
2005	J.J. Redick (Jr)	495
2006	J.J. Redick (Sr)	643
2007	DeMarcus Nelson (Jr)	364
2008	DeMarcus Nelson (Sr)	351
2009	Gerald Henderson (Jr)	450
2010	Kyle Singler (Jr)	550
2011	Nolan Smith (Sr)	568
2012	Austin Rivers (Fr)	402
2013	Seth Curry (Sr)	424
2014	Jabari Parker (Fr)	499
2015	Quinn Cook (Sr)	439
2016	Grayson Allen (So)	513
2017	Luke Kennard (So)	485
2018	Marvin Bagley III (Fr)	440
2019	RJ Barrett (Fr)	702
2020	Tre Jones (So)	383
2021	Matthew Hurt (So)	295
2022	Paolo Banchero (Fr)	513
2023	Kyle Filipowski (Fr)	429

**FIELD GOAL PERCENTAGE**

1949	Ben Collins (Sr)	.327
1950	Dick Groat (So)	.426
1951	Dick Groat (Jr)	.400
1952	Dick Groat (Sr)	.411
1953	Rudy Lacy (Jr)	.528
1954	Rudy Lacy (Sr)	.433
1955	Junior Morgan (Jr)	.440
1956	Ronnie Mayer (Sr)	.431
1957	Hayes Clement (Jr)	.414
1958	Paul Schmidt (Sr)	.523
▲ 1959	Carroll Youngkin (So)	.512
▲ 1960	Carroll Youngkin (Jr)	.533
▲ 1961	Carroll Youngkin (Sr)	.577
1962	Jeff Mullins (So)	.514
▲ 1963	Jay Buckley (Jr)	.600
1964	Jay Buckley (Sr)	.590
▲ 1965	Jack Marin (Jr)	.546
1966	Mike Lewis (So)	.595
1967	Mike Lewis (Jr)	.532
1968	Mike Lewis (Sr)	.550
1969	Fred Lind (Sr)	.546
▲ 1970	Larry Saunders (Jr)	.636
1971	Randy Denton (Sr)	.564
1972	Alan Shaw (Jr)	.601
1973	Chris Redding (Jr)	.534
1974	Bob Fleischer (Jr)	.522
▲ 1975	Bob Fleischer (Sr)	.620
1976	Jim Spanarkel (Fr)	.548
1977	Jim Spanarkel (So)	.555
1978	Kenny Dennard (Fr)	.551
1979	Mike Gminski (Jr)	.519
1980	Kenny Dennard (Jr)	.550
1981	Gene Banks (Sr)	.577
1982	Chip Engelland (Jr)	.530
1983	Jay Bilas (Fr)	.553
1984	Mark Alarie (So)	.575
1985	Jay Bilas (Jr)	.599
1986	Jay Bilas (Sr)	.594
1987	John Smith (So)	.576
1988	Robert Brickley (So)	.538
1989	Christian Laettner (Fr)	.723
1990	Alaa Abdelnaby (Sr)	.620
▲ 1991	Christian Laettner (Jr)	.575
1992	Grant Hill (So)	.611
▲ 1993	Cherokee Parks (So)	.652

1994	Antonio Lang (Sr)	.588
1995	Erik Meek (Sr)	.621
1996	Greg Newton (Jr)	.568
1997	Chris Carrawell (Fr)	.576
1998	Elton Brand (Fr)	.592
▲ 1999	Elton Brand (So)	.620
2000	Carlos Boozer (Fr)	.614
▲ 2001	Carlos Boozer (So)	.604
▲ 2002	Carlos Boozer (Sr)	.665
2003	Shelden Williams (Fr)	.516
2004	Shavlik Randolph (So)	.591
2005	Shelden Williams (Jr)	.582
2006	Josh McRoberts (Fr)	.605
2007	Josh McRoberts (So)	.502
2008	DeMarcus Nelson (Sr)	.490
2009	Gerald Henderson (Jr)	.450
2010	Brian Zoubek (Sr)	.638
2011	Mason Plumlee (So)	.593
2012	Miles Plumlee (Sr)	.610
2013	Mason Plumlee (Sr)	.599
2014	Amile Jefferson (So)	.644
▲ 2015	Jahlil Okafor (Fr)	.664
2016	Marshall Plumlee (Gr)	.688
2017	Amile Jefferson (Gr)	.613
2018	Marvin Bagley III (Fr)	.614
▲ 2019	Zion Williamson (Fr)	.680
▲ 2020	Vernon Carey Jr. (Fr)	.577
2021	Mark Williams (Fr)	.664
2022	Mark Williams (So)	.721
2023	Ryan Young (Gr)	.685

**3-POINT FIELD GOALS MADE**

1983	Chip Engelland (Sr)	41
1987	Tommy Amaker (Sr)	44
1988	Kevin Strickland (Sr)	55
1989	Danny Ferry (Sr)	45
1990	Phil Henderson (Sr)	79
1991	Bobby Hurley (So)	76
1992	Bobby Hurley (Jr)	59
1993	Bobby Hurley (Sr)	88
1994	Chris Collins (So)	76
1995	Jeff Capel (So)	63
1996	Chris Collins (Sr)	79
1997	Trajan Langdon (So)	86
1998	Trajan Langdon (Jr)	85
1999	Trajan Langdon (Sr)	112
2000	Shane Battier (Jr)	79
2001	Jason Williams (So)	132
2002	Jason Williams (Jr)	108
2003	J.J. Redick (Fr)	95
2004	J.J. Redick (So)	102
2005	J.J. Redick (Jr)	121
2006	J.J. Redick (Sr)	139
2007	Greg Paulus (So)	68
2008	Greg Paulus (Jr)	83
2009	Jon Scheyer (Sr)	79
2010	Jon Scheyer (Sr)	110
2011	Seth Curry (So)	64
	Andre Dawkins (So)	64
2012	Andre Dawkins (Jr)	67
2013	Seth Curry (Sr)	95
2014	Rodney Hood (So)	71
▲ 2015	Quinn Cook (Sr)	102
2016	Grayson Allen (So)	90
2017	Luke Kennard (So)	88
2018	Grayson Allen (Sr)	102
2019	Cam Reddish (Fr)	89
2020	Matthew Hurt (Fr)	42
2021	Matthew Hurt (So)	56
2022	AJ Griffin (Fr)	71
2023	Tyrese Proctor (Fr)	47

**3-POINT FIELD GOAL ATTEMPTS**

1983	Chip Engelland (Sr)	74
1987	Tommy Amaker (Sr)	103
1988	Kevin Strickland (Sr)	149
1989	Quin Snyder (Sr)	119
1990	Phil Henderson (Sr)	191
1991	Bobby Hurley (So)	188
1992	Bobby Hurley (Jr)	140
1993	Bobby Hurley (Sr)	209

1994	Chris Collins (So)	202
1995	Trajan Langdon (Fr)	138
1996	Jeff Capel (Jr)	221
1997	Trajan Langdon (So)	195
1998	Trajan Langdon (Jr)	215
1999	Trajan Langdon (Sr)	254
2000	Jason Williams (Fr)	206
2001	Jason Williams (So)	309
2002	Jason Williams (Jr)	282
2003	J.J. Redick (Fr)	238
2004	J.J. Redick (So)	258
2005	J.J. Redick (Jr)	300
2006	J.J. Redick (Sr)	330
2007	Jon Scheyer (Fr)	167
2008	Greg Paulus (Jr)	196
2009	Jon Scheyer (Jr)	205
2010	Jon Scheyer (Sr)	287
2011	Kyle Singler (Sr)	193
2012	Andre Dawkins (Jr)	171
2013	Seth Curry (Sr)	217
2014	Quinn Cook (Jr)	175
2015	Quinn Cook (Sr)	258
2016	Grayson Allen (So)	216
2017	Grayson Allen (Jr)	222
2018	Grayson Allen (Sr)	276
2019	Cam Reddish (Fr)	267
2020	Tre Jones (So)	108
2021	Matthew Hurt (So)	126
	DJ Steward (Fr)	126
2022	Trevor Keels (Fr)	173
2023	Tyrese Proctor (Fr)	147

**3-POINT FIELD GOAL PERCENTAGE**

1983	Chip Engelland (Sr)	.554
1987	Tommy Amaker (Sr)	.427
1988	Quin Snyder (Jr)	.446
1989	Danny Ferry (Sr)	.425
1990	Phil Henderson (Sr)	.414
1991	Bobby Hurley (So)	.404
▲ 1992	Christian Laettner (Sr)	.557
1993	Chris Collins (Fr)	.435
1994	Grant Hill (Sr)	.390
1995	Jeff Capel (So)	.460
1996	Chris Collins (Sr)	.441
1997	Trajan Langdon (So)	.441
1998	Mike Chappell (So)	.434
▲ 1999	Trajan Langdon (Sr)	.441
▲ 2000	Shane Battier (Jr)	.444
2001	Jason Williams (Fr)	.427
2002	Daniel Ewing (Fr)	.457
2003	Daniel Ewing (So)	.400
▲ 2004	Daniel Ewing (Jr)	.411
2005	Sean Dockery (Jr)	.429
2006	J.J. Redick (Sr)	.421
2007	Greg Paulus (So)	.450
2008	Greg Paulus (Jr)	.423
2009	Jon Scheyer (Jr)	.385
2010	Kyle Singler (Jr)	.399
2011	Seth Curry (So)	.435
2012	Ryan Kelly (Jr)	.408
2013	Seth Curry (Sr)	.438
2014	Andre Dawkins (Gr)	.421
2015	Justise Winslow (Fr)	.418
2016	Grayson Allen (So)	.417
2017	Luke Kennard (So)	.438
2018	Gary Trent, Jr. (Fr)	.402
2019	Cam Reddish (Fr)	.333
2020	Justin Robinson (Gr)	.429
2021	Matthew Hurt (So)	.444
	Jalen Johnson (Fr)	.444
2022	AJ Griffin (Fr)	.447
2023	Dariq Whitehead (Fr)	.424

**FREE THROWS MADE**

1943	Gordon Carver (Sr)	55
1944	Gordon Carver (Jr)	41
1946	Ed Koffenberger (Jr)	81
1947	Ed Koffenberger (Sr)	92
1948	Corren Youmans (So)	65
1949	Ben Collins (Sr)	69
1950	David Scarborough (Sr)	61

1951	Dick Groat (Jr)	261
1952	Dick Groat (Sr)	204
1953	Bill Reigel	131
1954	Ronnie Mayer (So)	121
1955	Ronnie Mayer (Jr)	173
1956	Ronnie Mayer (Sr)	163
1957	Bucky Allen (Jr)	139
1958	Bucky Allen (Sr)	134
1959	Carroll Youngkin (So)	127
1960	Carroll Youngkin (Jr)	113
1961	Art Heyman (So)	171
1962	Art Heyman (Jr)	170
1963	Art Heyman (Sr)	217
1964	Jeff Mullins (Sr)	150
1965	Jack Marin (Jr)	87
1966	Jack Marin (Sr)	116
1967	Bob Verga (Sr)	139
1968	Mike Lewis (Sr)	148
1969	Fred Lind (Sr)	70
1970	Randy Denton (Jr)	86
1971	Randy Denton (Sr)	124
1972	Chris Redding (So)	137
1973	Chris Redding (Jr)	124
1974	Kevin Billerman (Jr)	84
1975	Bob Fleischer (Sr)	91
1976	Tate Armstrong (Jr)	124
1977	Jim Spanarkel (So)	175
1978	Jim Spanarkel (Jr)	220
1979	Mike Gminski (Jr)	129
1980	Mike Gminski (Sr)	180
1981	Vince Taylor (Jr)	104
1982	Vince Taylor (Sr)	115
1983	Mark Alarie (Fr)	104
1984	David Henderson (So)	140
1985	Johnny Dawkins (Jr)	132
1986	Mark Alarie (Sr)	162
1987	John Smith (So)	107
1988	Danny Ferry (Jr)	135
1989	Danny Ferry (Sr)	146
1990	Christian Laettner (So)	225
1991	Christian Laettner (Jr)	211
1992	Christian Laettner (Sr)	189
1993	Bobby Hurley (Sr)	143
1994	Antonio Lang (Sr)	118
1995	Cherokee Parks (Sr)	114
1996	Chris Collins (Sr)	83
1997	Trajan Langdon (So)	113
1998	Roshown McLeod (Sr)	113
1999	Elton Brand (So)	181
2000	Chris Carrawell (Sr)	137
2001	Shane Battier (Sr)	152
2002	Carlos Boozer (Jr)	178
2003	Dahntay Jones (Sr)	140
2004	J.J. Redick (So)	143
2005	J.J. Redick (Jr)	196
2006	J.J. Redick (Sr)	221
2007	Jon Scheyer (Fr)	115
2008	Jon Scheyer (So)	120
2009	Jon Scheyer (Jr)	179
2010	Jon Scheyer (Sr)	194
▲ 2011	Nolan Smith (Sr)	187
2012	Austin Rivers (Fr)	121
2013	Mason Plumlee (Sr)	173
2014	Jabari Parker (Fr)	160
2015	Tyus Jones (Fr)	144
2016	Grayson Allen (So)	211
2017	Luke Kennard (So)	160
2018	Marvin Bagley III (Fr)	131
2019	RJ Barrett (Fr)	149
▲ 2020	Vernon Carey Jr. (Fr)	146
2021	Matthew Hurt (So)	55
2022	Paolo Banchero (Fr)	137
2023	Kyle Filipowski (Fr)	130

**FREE THROW ATTEMPTS**

1948	Ben Collins (Jr)	107
1949	Ben Collins (Sr)	102
1950	Corren Youmans (Sr)	116
1951	Dick Groat (Jr)	331
1952	Dick Groat (Sr)	281
1953	Bill Reigel (So)	213

**ANNUAL STATISTICAL LEADERS**

1954	Ronnie Mayer (So)	153
1955	Ronnie Mayer (Jr)	229
1956	Joe Belmont (Sr)	210
1957	Bucky Allen (Jr)	188
1958	Bucky Allen (Sr)	180
1959	Carroll Youngkin (So)	212
1960	Carroll Youngkin (Jr)	208
1961	Art Heyman (So)	263
1962	Art Heyman (Jr)	276
1963	Art Heyman (Sr)	314
1964	Jeff Mullins (Sr)	183
1965	Jack Marin (Jr)	123
	Steve Vacendak (Jr)	123
1966	Jack Marin (Sr)	148
1967	Bob Verga (Sr)	179
1968	Mike Lewis (Sr)	197
1969	Randy Denton (So)	102
1970	Randy Denton (Jr)	132
1971	Randy Denton (Sr)	166
1972	Chris Redding (So)	173
1973	Chris Redding (Jr)	147
1974	Bob Fleischer (Jr)	107
1975	Bob Fleischer (Sr)	118
1976	Tate Armstrong (Jr)	166
1977	Jim Spanarkel (So)	209
1978	Jim Spanarkel (Sr)	255
1979	Mike Gminski (Jr)	177
1980	Mike Gminski (Sr)	214
1981	Vince Taylor (Jr)	169
1982	Vince Taylor (Sr)	171
1983	Mark Alarie (Fr)	128
1984	David Henderson (So)	193
1985	Johnny Dawkins (Jr)	166
1986	Mark Alarie (Sr)	197
1987	John Smith (So)	134
1988	Robert Brickley (So)	167
1989	Danny Ferry (Sr)	193
1990	Christian Laettner (So)	269
1991	Christian Laettner (Jr)	263
1992	Christian Laettner (Sr)	232
1993	Bobby Hurley (Sr)	178
1994	Grant Hill (Sr)	165
1995	Cherokee Parks (Sr)	147
1996	Greg Newton (Jr)	134
1997	Greg Newton (Sr)	132
1998	Roshown McLeod (Sr)	160
1999	Elton Brand (So)	256
2000	Chris Carrawell (Sr)	176
2001	Jason Williams (So)	211
2002	Carlos Boozer (Jr)	236
2003	Dahntay Jones (Sr)	187
2004	Shelden Williams (So)	200
2005	J.J. Redick (Jr)	209
2006	Shelden Williams (Sr)	270
2007	Jon Scheyer (Fr)	136
2008	DeMarcus Nelson (Sr)	183
2009	Jon Scheyer (Jr)	214
2010	Jon Scheyer (Sr)	221
▲ 2011	Nolan Smith (Sr)	230
2012	Austin Rivers (Fr)	184
2013	Mason Plumlee (Sr)	254
2014	Jabari Parker (Fr)	214
2015	Jahlil Okafor (Fr)	194
2016	Grayson Allen (So)	252
2017	Luke Kennard (So)	187
2018	Marvin Bagley III (Fr)	209
2019	RJ Barrett (Fr)	224
▲ 2020	Vernon Carey Jr. (Fr)	218
2021	Matthew Hurt (So)	76
2022	Paolo Banchero (Fr)	188
2023	Kyle Filipowski (Fr)	170

**FREE THROW PERCENTAGE**

1949	Ben Collins (Sr)	.676
1950	Tommy Hughes (Sr)	.806
1951	Dick Groat (Jr)	.789
1952	Dick Groat (Sr)	.726
1953	Marv Decker (Jr)	.757
1954	Ronnie Mayer (So)	.792
1955	Ronnie Mayer (Jr)	.755
1956	Ronnie Mayer (Sr)	.784

1957	Bobby Joe Harris (Jr)	.787
1958	Bobby Joe Harris (Sr)	.769
1959	Howard Hurt (So)	.760
1960	Howard Hurt (Jr)	.800
1961	John Frye (Sr)	.695
1962	Buzzy Harrison (So)	.750
1963	Jeff Mullins (Jr)	.733
1964	Jeff Mullins (Sr)	.820
1965	Jack Marin (Jr)	.708
1966	Jack Marin (Sr)	.784
1967	Mike Lewis (Jr)	.781
1968	Joe Kennedy (Jr)	.793
1969	Dave Golden (Sr)	.761
1970	Rick Katherman (Jr)	.794
1971	Richie O'Connor (So)	.786
1972	Gary Melchionni (Sr)	.824
▲ 1973	Chris Redding (Jr)	.844
▲ 1974	Kevin Billerman (Jr)	.832
1975	Pete Kramer (Sr)	.823
1976	Mark Crow (Jr)	.802
1977	Jim Spanarkel (So)	.837
▲ 1978	Jim Spanarkel (Jr)	.863
1979	Jim Spanarkel (Sr)	.734
1980	Mike Gminski (Sr)	.841
1981	Tom Emma (So)	.861
▲ 1982	Chip Engelland (Jr)	.875
1983	Mark Alarie (Fr)	.813
1984	Johnny Dawkins (So)	.831
1985	Johnny Dawkins (Jr)	.795
1986	Mark Alarie (Sr)	.822
▲ 1987	Danny Ferry (So)	.844
1988	Danny Ferry (Jr)	.828
1989	Phil Henderson (Jr)	.764
▲ 1990	Christian Laettner (So)	.836
1991	Billy McCaffrey (So)	.832
1992	Christian Laettner (Sr)	.815
1993	Bobby Hurley (Sr)	.803
1994	Cherokee Parks (Jr)	.772
1995	Trajan Langdon (Fr)	.786
1996	Taymon Domzalski (Fr)	.818
▲ 1997	Trajan Langdon (So)	.897
1998	Trajan Langdon (Jr)	.886
1999	Trajan Langdon (Sr)	.842
2000	Shane Battier (Jr)	.817
2001	Nate James (Sr)	.799
2002	Carlos Boozer (Jr)	.754
▲ 2003	J.J. Redick (Fr)	.919
▲ 2004	J.J. Redick (So)	.953
▲ 2005	J.J. Redick (Jr)	.938
2006	J.J. Redick (Sr)	.863
2007	Jon Scheyer (Fr)	.846
2008	Jon Scheyer (So)	.889
2009	Jon Scheyer (Jr)	.836
▲ 2010	Jon Scheyer (Sr)	.878
2011	Kyrie Irving (Fr)	.901
2012	Seth Curry (Jr)	.873
2013	Quinn Cook (So)	.877
2014	Quinn Cook (Jr)	.827
▲ 2015	Quinn Cook (Sr)	.891
2016	Luke Kennard (Fr)	.889
2017	Luke Kennard (So)	.856
2018	Gary Trent, Jr. (Fr)	.876
2019	Cam Reddish (Fr)	.772
2020	Joey Baker (So)	.917
2021	Wendell Moore Jr. (So)	.848
2022	Paolo Banchero (Fr)	.729
2023	Tyrese Proctor (Fr)	.871

**REBOUNDS**

1952	Bernie Janicki (So)	476
1953	Bernie Janicki (Jr)	272
1954	Ronnie Mayer (So)	265
1955	Ronnie Mayer (Jr)	348
1956	Junior Morgan (Sr)	256
1957	Jim Newcome (Jr)	273
1958	Jim Newcome (Sr)	237
1959	Carroll Youngkin (So)	277
1960	Carroll Youngkin (Jr)	278
1961	Carroll Youngkin (Sr)	274
1962	Art Heyman (Jr)	269
1963	Art Heyman (Sr)	324

1964	Jay Buckley (Sr)	278
1965	Jack Marin (Jr)	257
▲ 1966	Mike Lewis (So)	329
1967	Mike Lewis (Jr)	320
▲ 1968	Mike Lewis (Sr)	402
1969	Randy Denton (So)	358
1970	Randy Denton (Jr)	324
1971	Randy Denton (Sr)	385
1972	Alan Shaw (Jr)	308
1973	Bob Fleischer (So)	221
1974	Bob Fleischer (Jr)	323
1975	Bob Fleischer (Sr)	273
1976	George Moses (Sr)	262
1977	Mike Gminski (Fr)	289
▲ 1978	Mike Gminski (So)	319
1979	Mike Gminski (Jr)	275
1980	Mike Gminski (Sr)	359
1981	Kenny Dennard (Sr)	206
1982	Vince Taylor (Sr)	133
1983	Mark Alarie (Fr)	181
1984	Mark Alarie (So)	245
1985	Jay Bilas (Jr)	186
1986	Mark Alarie (Sr)	249
1987	Danny Ferry (So)	256
1988	Danny Ferry (Jr)	266
1989	Danny Ferry (Sr)	260
1990	Christian Laettner (So)	364
1991	Christian Laettner (Jr)	340
1992	Christian Laettner (Sr)	275
1993	Cherokee Parks (So)	220
1994	Cherokee Parks (Jr)	284
1995	Cherokee Parks (Sr)	289
1996	Greg Newton (Jr)	255
1997	Greg Newton (Sr)	184
1998	Shane Battier (Fr)	230
1999	Elton Brand (So)	382
2000	Carlos Boozer (Fr)	213
2001	Shane Battier (Sr)	285
2002	Carlos Boozer (Jr)	303
2003	Shelden Williams (Fr)	195
2004	Shelden Williams (So)	314
▲ 2005	Shelden Williams (Jr)	369
▲ 2006	Shelden Williams (Sr)	384
2007	Josh McRoberts (So)	260
2008	Kyle Singler (Fr)	198
2009	Kyle Singler (So)	284
2010	Brian Zoubek (Sr)	309
2011	Mason Plumlee (So)	309
2012	Mason Plumlee (Jr)	312
2013	Mason Plumlee (Sr)	359
▲ 2014	Jabari Parker (Fr)	306
2015	Jahlil Okafor (Fr)	322
2016	Marshall Plumlee (Gr)	308
2017	Amile Jefferson (Gr)	293
2018	Marvin Bagley III (Fr)	366
2019	Zion Williamson (Fr)	293
2020	Vernon Carey Jr. (Fr)	272
2021	Matthew Hurt (So)	149
2022	Paolo Banchero (Fr)	304
2023	Kyle Filipowski (Fr)	322

**ASSISTS**

1969	Dick DeVenzio (So)	169
1970	Dick DeVenzio (Jr)	104
1971	Dick DeVenzio (Sr)	115
1972	Gary Melchionni (Jr)	58
1973	Gary Melchionni (Sr)	84
1974	Kevin Billerman (Jr)	112
1975	Kevin Billerman (Sr)	99
1976	Tate Armstrong (Jr)	120
1977	Jim Spanarkel (So)	96
1978	Jim Spanarkel (Jr)	126
1979	Jim Spanarkel (Sr)	112
1980	Bob Bender (Sr)	159
1981	Tom Emma (So)	71
1982	Tom Emma (Jr)	85
1983	Johnny Dawkins (Fr)	134
1984	Tommy Amaker (Fr)	163
1985	Tommy Amaker (So)	184
1986	Tommy Amaker (Jr)	241
1987	Danny Ferry (So)	141

1988	Quin Snyder (Jr)	198
1989	Quin Snyder (Sr)	223
1990	Bobby Hurley (Fr)	288
1991	Bobby Hurley (So)	289
▲ 1992	Bobby Hurley (Jr)	237
▲ 1993	Bobby Hurley (Sr)	262
1994	Grant Hill (Sr)	176
1995	Jeff Capel (So)	126
1996	Chris Collins (Sr)	132
1997	Steve Wojciechowski (Jr)	176
1998	Steve Wojciechowski (Sr)	164
1999	William Avery (So)	196
2000	Jason Williams (Fr)	220
2001	Jason Williams (So)	237
2002	Chris Duhon (So)	208
2003	Chris Duhon (Jr)	212
2004	Chris Duhon (Sr)	225
2005	Daniel Ewing (Sr)	132
▲ 2006	Greg Paulus (Fr)	187
2007	Greg Paulus (So)	124
2008	Greg Paulus (Jr)	109
2009	Jon Scheyer (Sr)	102
2010	Jon Scheyer (Jr)	194
2011	Nolan Smith (Sr)	189
2012	Seth Curry (Jr)	83
2013	Quinn Cook (So)	190
2014	Quinn Cook (Jr)	153
2015	Tyus Jones (Fr)	217
2016	Grayson Allen (So)	127
2017	Grayson Allen (Jr)	119
2018	Trevon Duval (Fr)	207
2019	Tre Jones (Fr)	192
2020	Tre Jones (So)	185
2021	Jordan Goldwire (Sr)	96
2022	Wendell Moore Jr. (Jr)	172
2023	Tyrese Proctor (Fr)	119

**TURNOVERS**

1981	Gene Banks (Sr)	79
1982	Tom Emma (Jr)	85
1983	Johnny Dawkins (Fr)	103
1984	Johnny Dawkins (So)	114
1985	Johnny Dawkins (Jr)	90
1986	Johnny Dawkins (Sr)	107
1987	Danny Ferry (Sr)	112
1988	Danny Ferry (Jr)	100
	Quin Snyder (Jr)	100
	Danny Ferry (Sr)	115
1990	Bobby Hurley (Fr)	166
1991	Bobby Hurley (So)	151
1992	Christian Laettner (Sr)	116
1993	Bobby Hurley (Sr)	108
1994	Grant Hill (Sr)	102
1995	Jeff Capel (So)	113
1996	Ricky Price (So)	87
1997	Jeff Capel (Sr)	74
1998	Roshown McLeod (Sr)	68
1999	William Avery (So)	102
2000	Jason Williams (Fr)	139
2001	Jason Williams (So)	154
2002	Jason Williams (Jr)	131
2003	Chris Duhon (Jr)	98
2004	Chris Duhon (Sr)	104
2005	Daniel Ewing (Sr)	98
2006	Greg Paulus (Fr)	118
2007	Greg Paulus (So)	101
2008	DeMarcus Nelson (Sr)	84
2009	Kyle Singler (Jr)	92
2010	Kyle Singler (So)	79
2011	Nolan Smith (Sr)	118
2012	Austin Rivers (Fr)	79
2013	Mason Plumlee (Sr)	103
2014	Jabari Parker (Fr)	81
2015	Jahlil Okafor (Fr)	95
2016	Grayson Allen (So)	72
	Brandon Ingram (Fr)	72
2017	Jayson Tatum (Fr)	76
2018	Trevon Duval (Fr)	102
2019	RJ Barrett (Fr)	123
2020	Tre Jones (So)	78
2021	Wendell Moore Jr. (So)	48



## ANNUAL STATISTICAL LEADERS

DJ Steward (Fr)	48
2022 Paolo Banchero (Fr)	92
2023 Kyle Filipowski (Fr)	89

## BLOCKED SHOTS

1976 Willie Hodge (Sr)	38
1977 Mike Gminski (Fr)	90
▲ 1978 Mike Gminski (So)	92
▲ 1979 Mike Gminski (Jr)	66
1980 Mike Gminski (Sr)	97
1981 Kenny Dennard (Sr)	10
1982 Allen Williams (Jr)	11
1983 Mark Alarie (Fr)	21
1984 Mark Alarie (So)	38
1985 Mark Alarie (Jr)	18
1986 Mark Alarie (Sr)	27
1987 Kevin Strickland (Jr)	24
Marty Nessley (Sr)	24
1988 Danny Ferry (Jr)	24
1989 Robert Brickey (Jr)	30
1990 Alaa Abdelnaby (Sr)	48
1991 Christian Laettner (Jr)	44
1992 Cherokee Parks (Fr)	35
1993 Cherokee Parks (So)	64
1994 Cherokee Parks (Jr)	76
1995 Cherokee Parks (Sr)	55
1996 Greg Newton (Jr)	48
1997 Roshown McLeod (Jr)	34
1998 Shane Battier (Fr)	53
1999 Elton Brand (So)	86
2000 Shane Battier (Jr)	70
2001 Shane Battier (Sr)	88
2002 Mike Dunleavy (Jr)	26
2003 Casey Sanders (Sr)	54
▲ 2004 Shelden Williams (So)	111
▲ 2005 Shelden Williams (Jr)	122
▲ 2006 Shelden Williams (Sr)	137
2007 Josh McRoberts (So)	82
2008 Gerald Henderson (So)	31
2009 Kyle Singler (So)	38
2010 Kyle Singler (Jr)	32
2011 Mason Plumlee (So)	62
2012 Mason Plumlee (Jr)	55
2013 Mason Plumlee (Sr)	52
2014 Jabari Parker (Fr)	43
2015 Jahlil Okafor (Fr)	54
2016 Marshall Plumlee (Gr)	59
2017 Amile Jefferson (Gr)	65
2018 Wendell Carter, Jr. (Fr)	76
2019 Zion Williamson (Fr)	59
2020 Vernon Carey Jr. (Fr)	49
2021 Mark Williams (Fr)	32
▲ 2022 Mark Williams (So)	110
2023 Dereck Lively II (Fr)	82

## STEALS

1976 George Moses (Sr)	61
▲ 1977 Jim Spanarkel (So)	73
▲ 1978 Jim Spanarkel (Jr)	93
1979 Jim Spanarkel (Sr)	46
1980 Vince Taylor (So)	53
1981 Kenny Dennard (Sr)	47
1982 Vince Taylor (Sr)	44
1983 David Henderson (Fr)	27
1984 Tommy Amaker (Fr)	64
1985 Tommy Amaker (So)	56
1986 Tommy Amaker (Jr)	81
1987 Tommy Amaker (Sr)	58
1988 Quin Snyder (Jr)	56
1989 Quin Snyder (Sr)	73
1990 Bobby Hurley (Fr)	67
1991 Christian Laettner (Jr)	75
1992 Christian Laettner (Sr)	74
1993 Grant Hill (Jr)	64
1994 Grant Hill (Sr)	64
1995 Jeff Capel (So)	32
1996 Chris Collins (Sr)	37
▲ 1997 Steve Wojciechowski (Jr)	82
1998 Steve Wojciechowski (Sr)	74
1999 Shane Battier (So)	65
2000 Jason Williams (Fr)	81

2001 Shane Battier (Sr)	82
2002 Chris Duhon (So)	82
2003 Chris Duhon (Jr)	62
2004 Chris Duhon (Sr)	80
2005 Daniel Ewing (Sr)	65
2006 Sean Dockery (Sr)	61
2007 DeMarcus Nelson (Jr)	44
2008 DeMarcus Nelson (Sr)	53
2009 Jon Scheyer (Jr)	58
2010 Jon Scheyer (Sr)	65
2011 Seth Curry (So)	52
2012 Seth Curry (Jr)	43
2013 Quinn Cook (So)	51
2014 Quinn Cook (Jr)	47
2015 Tyus Jones (Fr)	59
2016 Grayson Allen (So)	47
2017 Matt Jones (Sr)	63
2018 Grayson Allen (Sr)	64
2019 Zion Williamson (Fr)	70
2020 Tre Jones (So)	51
2021 Jordan Goldwire (Sr)	54
2022 Wendell Moore Jr. (Jr)	55
2023 Kyle Filipowski (Fr)	47

## FORCED 5-SECOND CALLS

1998 Steve Wojciechowski (Sr)	13
1999 William Avery (So)	4
2000 Jason Williams (Fr)	6
2001 Chris Duhon (Fr)	4
2002 Chris Duhon (So)	10
2003 Chris Duhon (Jr)	4
2004 Chris Duhon (Sr)	3
2005 Daniel Ewing (Jr)	2
Sean Dockery (Jr)	2
DeMarcus Nelson (Fr)	2
2006 Sean Dockery (Sr)	3
Greg Paulus (Fr)	3
2007 Greg Paulus (So)	2
Lance Thomas (Fr)	2
Jon Scheyer (Fr)	2
2008 Greg Paulus (Jr)	4
2009 Greg Paulus (Sr)	1
Elliot Williams (Fr)	1
2010 Nolan Smith (Jr)	2
2011 Nolan Smith (Sr)	2
2012 Quinn Cook (Fr)	1
Austin Rivers (Fr)	1
2013 Quinn Cook (So)	1
2014 Quinn Cook (Jr)	2
2015 Quinn Cook (Sr)	2
2016 None	
2017 Frank Jackson (Fr)	1
2018 None	
2019 Javin DeLaurier (Jr)	1
2020 None	
2021 Jaemyn Brakefield (Fr)	1
2022 None	
2023 None	

## PERSONAL FOULS

1969 Randy Denton (So)	88
1970 Larry Saunders (Jr)	71
1971 Randy Denton (Sr)	102
1972 Chris Redding (So)	88
1973 Kevin Billerman (So)	97
1974 Kevin Billerman (Jr)	101
1975 Willie Hodge (Jr)	93
1976 Willie Hodge (Sr)	106
1977 Mark Crow (Sr)	79
1978 Kenny Dennard (Fr)	112
1979 Kenny Dennard (So)	88
1980 Vince Taylor (So)	105
1981 Kenny Dennard (Sr)	99
1982 Vince Taylor (Sr)	84
1983 Jay Bilas (Fr)	102
1984 Dan Meagher (Jr)	118
1985 Jay Bilas (Jr)	96
1986 Danny Ferry (Fr)	119
Mark Alarie (Sr)	119
1987 Quin Snyder (So)	97
1988 Robert Brickey (So)	103

1989 Quin Snyder (Sr)	112
1990 Christian Laettner (So)	120
1991 Christian Laettner (Jr)	111
1992 Grant Hill (So)	91
1993 Antonio Lang (Jr)	80
1994 Grant Hill (Sr)	85
1995 Erik Meek (Sr.)	103
1996 Taymon Domzalski (Fr)	111
1997 Roshown McLeod (Jr)	105
1998 Roshown McLeod (Sr)	102
1999 Corey Maggette (Fr)	99
2000 Carlos Boozer (Fr)	90
2001 Carlos Boozer (So)	91
2002 Carlos Boozer (Jr)	107
2003 Casey Sanders (Sr)	102
Shelden Williams (Fr)	102
2004 Shelden Williams (So)	120
2005 Daniel Ewing (Sr)	99
2006 Shelden Williams (Sr)	114
2007 Greg Paulus (So)	94
2008 Kyle Singler (Fr)	104
2009 Kyle Singler (So)	99
2010 Brian Zoubek (Sr)	138
2011 Kyle Singler (Sr)	98
2012 Tyler Thornton (So)	95
2013 Tyler Thornton (Jr)	99
2014 Tyler Thornton (Sr)	102
2015 Justise Winslow (Fr)	108
2016 Marshall Plumlee (Gr)	100
2017 Amile Jefferson (Gr)	93
2018 Wendell Carter, Jr. (Fr)	105
2019 Javin DeLaurier (Jr)	101
2020 Vernon Carey Jr. (Fr)	85
2021 Matthew Hurt (So)	76
2022 Jeremy Roach (So)	86
2023 Kyle Filipowski (Fr)	93

## CHARGES TAKEN

1984 Dan Meagher (Jr)	22
1985 Dan Meagher (Sr)	25
1986 David Henderson (Sr)	22
1987 Billy King (Jr)	16
1988 Billy King (Sr)	25
1989 Danny Ferry (Sr)	22
1990 Bobby Hurley (Fr)	24
1991 Brian Davis (Jr)	16
1992 Brian Davis (Sr)	9
1993 Bobby Hurley (Sr)	15
1994 Cherokee Parks (Jr)	11
1995 Erik Meek (Sr)	13
1996 Greg Newton (Jr)	16
1997 Carmen Wallace (Sr)	10
Steve Wojciechowski (Jr)	10
1998 Shane Battier (Fr)	29
1999 Shane Battier (So)	36
2000 Shane Battier (Jr)	20
2001 Shane Battier (Sr)	26
2002 Mike Dunleavy (Jr)	18
2003 Dahntay Jones (Sr)	16
2004 Shavlik Randolph (So)	15
2005 Shavlik Randolph (Jr)	22
2006 J.J. Redick (Sr)	12
2007 Greg Paulus (So)	10
2008 Kyle Singler (Fr)	19
2009 Gerald Henderson (Jr)	20
2010 Lance Thomas (Sr)	16
Brian Zoubek (Sr)	16
2011 Ryan Kelly (So)	19
2012 Ryan Kelly (Jr)	14
2013 Josh Hairston (Jr)	20
2014 Tyler Thornton (Sr.)	10
2015 Tyus Jones (Fr)	11
2016 Chase Jeter (Fr)	8
2017 Grayson Allen (Jr)	9
Matt Jones (Sr)	9
2018 Grayson Allen (Sr)	9
2019 Tre Jones (Fr)	10
2020 Vernon Carey Jr. (Fr)	6
2021 Jeremy Roach (Fr)	7
2022 Jeremy Roach (So)	4
2023 Kyle Filipowski (Fr)	8

## DUNKS

1981 Gene Banks (Sr)	18
1982 Allen Williams (Sr)	7
1983 Mark Alarie (Fr)	9
1984 Mark Alarie (So)	48
1985 Johnny Dawkins (Jr)	15
1986 Johnny Dawkins (Sr)	29
Mark Alarie (Sr)	29
1987 Robert Brickey (Fr)	17
1988 Robert Brickey (So)	34
1989 Robert Brickey (Jr)	56
1990 Robert Brickey (Sr)	40
Alaa Abdelnaby (Sr)	40
1991 Grant Hill (Fr)	33
1992 Grant Hill (So)	48
1993 Grant Hill (Jr)	32
1994 Cherokee Parks (Jr)	33
1995 Cherokee Parks (Sr)	30
1996 Greg Newton (Jr)	23
1997 Chris Carrawell (Fr)	24
1998 Chris Carrawell (So)	22
1999 Elton Brand (So)	50
2000 Carlos Boozer (Fr)	40
2001 Carlos Boozer (So)	35
2002 Carlos Boozer (Jr)	41
2003 Dahntay Jones (Sr)	35
2004 Shelden Williams (So)	36
2005 Shelden Williams (Jr)	30
2006 Shelden Williams (Sr)	58
2007 Josh McRoberts (So)	42
2008 Gerald Henderson (So)	45
2009 Gerald Henderson (Jr)	42
2010 Miles Plumlee (So)	32
2011 Mason Plumlee (So)	46
2012 Mason Plumlee (Jr)	60
2013 Mason Plumlee (Sr)	87
2014 Jabari Parker (Fr)	61
2015 Jahlil Okafor (Fr)	64
2016 Marshall Plumlee (Gr)	60
2017 Jayson Tatum (Fr)	18
2018 Marvin Bagley III (Fr)	98
2019 Zion Williamson (Fr)	72
2020 Vernon Carey Jr. (Fr)	43
2021 Mark Williams (Fr)	33
2022 Mark Williams (So)	97
2023 Dereck Lively II (Fr)	57

# HEAD COACHING RECORDS

(Listed chronologically)

Name	Tenure	No. of Years	Overall			ACC Reg. Season			ACC Regular Season Titles			ACC Tournament			ACCT Titles			NCAA Tournament			Final Fours
			W	L	Pct.	W	L	Pct.	W	L	Pct.	W	L	Pct.	W	L	Pct.				
1. W.W. "Cap" Card	1906-1912	7	30	17	.638	-	-	-	-	-	-	-	-	-	-	-	-	-	-	-	
2. Joseph E. Brinn	1913	1	11	8	.579	-	-	-	-	-	-	-	-	-	-	-	-	-	-	-	
3. Noble L. Clay	1914-1915	2	22	19	.537	-	-	-	-	-	-	-	-	-	-	-	-	-	-	-	
4. Bob Doak	1916	1	9	11	.450	-	-	-	-	-	-	-	-	-	-	-	-	-	-	-	
5. Chick Doak	1917-1918	2	30	9	.769	-	-	-	-	-	-	-	-	-	-	-	-	-	-	-	
6. Henry P. Cole	1919	1	6	5	.545	-	-	-	-	-	-	-	-	-	-	-	-	-	-	-	
7. Walter J. Rothensies	1920	1	10	4	.714	-	-	-	-	-	-	-	-	-	-	-	-	-	-	-	
8. Floyd Egan	1921	1	9	6	.600	-	-	-	-	-	-	-	-	-	-	-	-	-	-	-	
9. James Baldwin	1922	2	6	12	.333	-	-	-	-	-	-	-	-	-	-	-	-	-	-	-	
10. Jesse S. Burbage	1923-1924	2	34	13	.723	-	-	-	-	-	-	-	-	-	-	-	-	-	-	-	
11. George Buchheit	1925-1928	4	25	36	.410	-	-	-	-	-	-	-	-	-	-	-	-	-	-	-	
12. Eddie Cameron	1929-1942	14	226	99	.695	-	-	-	-	-	-	-	-	-	-	-	-	-	-	-	
13. Gerry Gerard	1943-1950	8	131	78	.627	-	-	-	-	-	-	-	-	-	-	-	-	-	-	-	
14. Harold Bradley	1951-1959	9	165	78	.679	56	24	.700	2	6	6	.500	-	0	1	.000	-	-	-	-	
15. Vic Bubas	1960-1969	10	213	67	.761	106	32	.768	4	22	6	.786	4	11	4	.733	3	-	-	-	
16. Bucky Waters	1970-1973	4	63	45	.583	27	25	.519	-	1	4	.200	-	-	-	-	-	-	-	-	
17. Neill McGeachy	1974	1	10	16	.385	2	10	.167	-	0	1	.000	-	-	-	-	-	-	-	-	
18. Bill Foster	1975-1980	6	113	64	.638	31	43	.419	1	8	4	.667	2	6	3	.667	1	-	-	-	
19. Mike Krzyzewski	1981-2022	42	1,129	309	.785	466	193	.707	13	69	24	.742	15	101	31	.765	13 (5)	-	-	-	
20. Jon Scheyer	2023-present	1	27	9	.750	14	6	.700	-	3	0	1.000	1	1	1	.500	-	-	-	-	
Pete Gaudet*	1995	--	4	15	.211	2	13	.133	-	1	1	.500	-	-	-	-	-	-	-	-	
<b>Totals</b>		<b>119</b>	<b>2,273</b>	<b>920</b>	<b>.712</b>	<b>704</b>	<b>346</b>	<b>.670</b>	<b>20</b>	<b>110</b>	<b>46</b>	<b>.705</b>	<b>22</b>	<b>119</b>	<b>40</b>	<b>.748</b>	<b>17 (5)</b>	-	-	-	

\* Mike Krzyzewski coached the first 12 games (9-3) in 1994-95 before leaving the team after back surgery and exhaustion. Pete Gaudet coached the final 19 games (4-15) as interim head coach. Coaching records reflect this situation.

### MOST SEASONS

	Tenure	Seasons
1. ▲Mike Krzyzewski	1981-2022	42
2. Eddie Cameron	1929-1942	14
3. Vic Bubas	1960-1969	10
4. Harold Bradley	1951-1959	9
5. Gerry Gerard	1943-1950	8

### MOST GAMES

1. ▲Mike Krzyzewski	1,439
2. Eddie Cameron	325
3. Vic Bubas	280
4. Harold Bradley	243
5. Gerry Gerard	209

### MOST VICTORIES

1. ◆Mike Krzyzewski [1]	1,129
2. Eddie Cameron	226
3. Vic Bubas	216
4. Harold Bradley	165
5. Gerry Gerard	131

### BEST WINNING PERCENTAGE

	W-L	Pct
1. ▲Mike Krzyzewski [1]	1,129-302	.785
2. Vic Bubas [3]	213-67	.761
3. Eddie Cameron	226-99	.695
4. Harold Bradley	165-78	.679
5. Bill Foster	113-54	.638

minimum 100 games coached

### MOST ACC REGULAR SEASON WINS

1. ▲Mike Krzyzewski [1]	466
2. Eddie Cameron	226
3. Harold Bradley	56
4. Bill Foster	31
5. Bucky Water	27

### BEST ACC REG. SEASON WINNING PCT.

	W-L	Pct
1. ▲Vic Bubas [1]	106-32	.768
2. Mike Krzyzewski [3]	466-193	.707
3. Harold Bradley [4]	56-24	.700
4. Bucky Waters	27-25	.519
5. Bill Foster	31-43	.419

minimum 50 ACC games coached

### MOST ACC REGULAR SEASON TITLES

1. Mike Krzyzewski	13
2. Vic Bubas	4
3. Harold Bradley	2
4. Bill Foster	1

### MOST ACC TOURNAMENT WINS

1. ▲Mike Krzyzewski [1]	69
2. Vic Bubas	22
3. Bill Foster	8
4. Harold Bradley	6
5. Jon Scheyer	3

### BEST ACC TOURNAMENT WINNING PCT.

	W-L	Pct
1. ▲Vic Bubas [1]	22-6	.786
2. Mike Krzyzewski [2]	69-24	.742
3. Bill Foster [7]	8-4	.667
4. Harold Bradley	6-6	.500

minimum 12 tournament games coached

### MOST ACC TOURNAMENT TITLES

1. ▲Mike Krzyzewski [1]	15
2. Vic Bubas [1-3]	4
3. Bill Foster	2
4. Jon Scheyer	1

### MOST NCAA TOURNAMENT APPEARANCES

1. ◆Mike Krzyzewski	36
2. Vic Bubas	4
3. Bill Foster	3
4. Harold Bradley	1
Jon Scheyer	1

### MOST NCAA TOURNAMENT WINS

1. ◆Mike Krzyzewski	101
2. Vic Bubas	11
3. Bill Foster	6

### BEST NCAA TOURNAMENT WIN PCT.

	W-L	Pct
1. Mike Krzyzewski	101-31	.765
2. Vic Bubas	11-4	.733
3. Bill Foster	6-3	.667
4. Jon Scheyer	1-1	.500

### MOST FINAL FOUR APPEARANCES

1. ◆Mike Krzyzewski	13
2. Vic Bubas	3
3. Bill Foster	1

### NATIONAL COACH OF THE YEAR

Bill Foster	<sup>5</sup> 1978
Mike Krzyzewski	<sup>1,2,7</sup> 1986
Mike Krzyzewski	<sup>4</sup> 1989
Mike Krzyzewski	<sup>5</sup> 1991
Mike Krzyzewski	<sup>4,6</sup> 1992
Mike Krzyzewski	<sup>1</sup> 1997
Mike Krzyzewski	<sup>4,5</sup> 1999
Mike Krzyzewski	<sup>2</sup> 2000
Mike Krzyzewski	<sup>8</sup> 2001
Mike Krzyzewski	<sup>3</sup> 2004

Coach of the Year honors selected by Basketball Times<sup>1</sup>, CBS/Chevrolet<sup>2</sup>, Claire Bee<sup>3</sup>, Naismith<sup>4</sup>, NABC<sup>5</sup>, The Sporting News<sup>6</sup>, UPI<sup>7</sup>, Victor Awards<sup>8</sup>

### ACC COACH OF THE YEAR

Harold Bradley	1959
Vic Bubas	1963
Vic Bubas	1964
Vic Bubas	1966
Bill Foster	1978
Mike Krzyzewski	1984
Mike Krzyzewski	1986
Mike Krzyzewski	1997
Mike Krzyzewski	1999
Mike Krzyzewski	2000

▲ - ACC Record ◆ - NCAA Record [#] - ACC All-Time Ranking



Jon Scheyer became the first coach in the conference's storied history to post an undefeated home record in a debut season.



**MIKE KRZYZEWSKI // HEAD COACH 1980-2022**

RECORD BOOK



It does not take long for a conversation about the highest levels of success in the basketball world to turn to the name Krzyzewski. In 42 seasons at Duke, Mike Krzyzewski - a Naismith Hall of Fame coach, five-time national champion and NCAA record 13-time Final Four participant - built a dynasty that few programs in the history of the game can match.

No coach in Division I men's basketball history won more games than Coach K's 1,202.

Announcing his retirement in June 2021 ahead of his 42nd season at Duke, and 47th overall as a head coach at both Duke and Army West Point, Krzyzewski finished his career with a 1,202-368 record as a head coach, including a 1,129-309 mark at Duke.

From his first career win at Army on Nov. 28, 1975, to his 1,202nd and final over Arkansas in the 2022 West Regional Final on March 26, 2022, Krzyzewski has set the standard for winning in Division I men's basketball.

Coach K became the Division I men's career wins leader on Nov. 15, 2011, at Madison Square Garden, moving past his former coach Bob Knight with his 903rd victory. His historic 1,000th career victory came against St. John's at The World's Most Famous Arena on Jan. 25, 2015, as he became the first Division I men's basketball coach to achieve a four-figure win total.

Krzyzewski's 1,129 victories at Duke are an NCAA record by a coach at one school. With 1,129 of the Blue Devils' 2,246 all-time victories, Coach K presided over more than half (50.2 percent) of the men's basketball wins in Duke history at the time of his retirement.

The crown jewels of Krzyzewski's tenure at Duke are the five NCAA championship banners that hang in Cameron Indoor Stadium. Coach K's five national championships are the second most in NCAA history, trailing only the 10 won by former UCLA coach John Wooden. He is one of just three coaches since 1975 to lead a team to back-to-back national titles (1991 and 1992).

Passionate, dynamic, inspiring, Coach K guided Team USA to three Olympic gold medals and is the author of two New York Times best-sellers including Beyond Basketball: Coach K's Keywords for Success. His most recent book is The Gold Standard: Building a World-Class Team.

A member of the Naismith Memorial Basketball Hall of Fame and a 12-time National Coach of the Year, Sports Illustrated named Krzyzewski its Sportsman of the Year in 2011. Krzyzewski has been honored by USA Basketball seven times as the recipient or co-recipient of the USA Basketball National Coach of the Year Award. He is the only men's coach to have won gold medals at the Olympics and the FIBA World Cup, while also possessing at least one NCAA Championship.

For Coach K's complete bio, visit [www.GoDuke.com/CoachK](http://www.GoDuke.com/CoachK)



**COACH K'S CAREER RECORD**

Year	School	Record	Conf.	Notes
1976	Army	11-14	-	-
1977	Army	20-8	-	-
1978	Army	19-9	-	NIT
1979	Army	14-11	-	-
1980	Army	9-17	-	-
1981	Duke	17-13	6-8 (t5)	NIT
1982	Duke	10-17	4-10 (t6)	-
1983	Duke	11-17	3-11 (7)	-
1984	Duke	24-10	7-7 (t3)	NCAA Tournament
1985	Duke	23-8	8-6 (t4)	NCAA Tournament
1986	Duke	37-3	12-2 (1)	NCAA Final Four (Finalist)
1987	Duke	24-9	9-5 (3)	NCAA Tournament
1988	Duke	28-7	9-5 (3)	NCAA Final Four (Semifinalist)
1989	Duke	28-8	9-5 (t2)	NCAA Final Four (Semifinalist)
1990	Duke	29-9	9-5 (2)	NCAA Final Four (Finalist)
1991	Duke	32-7	11-3 (1)	NCAA Champion
1992	Duke	34-2	14-2 (1)	NCAA Champion
1993	Duke	24-8	10-6 (t3)	NCAA Tournament
1994	Duke	28-6	12-4 (1)	NCAA Final Four (Finalist)
1995	Duke	9-3	0-1	out after back surgery
1996	Duke	18-13	8-8 (t4)	NCAA Tournament
1997	Duke	24-9	12-4 (1)	NCAA Tournament
1998	Duke	32-4	15-1 (1)	NCAA Tournament
1999	Duke	37-2	16-0 (1)	NCAA Final Four (Finalist)
2000	Duke	29-5	15-1 (1)	NCAA Tournament
2001	Duke	35-4	13-3 (t1)	NCAA Champion
2002	Duke	31-4	13-3 (2)	NCAA Tournament
2003	Duke	26-7	11-5 (t2)	NCAA Tournament
2004	Duke	31-6	13-3 (1)	NCAA Final Four (Semifinalist)
2005	Duke	27-6	11-5 (3)	NCAA Tournament
2006	Duke	32-4	14-2 (1)	NCAA Tournament
2007	Duke	22-11	8-8 (t6)	NCAA Tournament
2008	Duke	28-6	13-3 (2)	NCAA Tournament
2009	Duke	30-7	11-5 (t2)	NCAA Tournament
2010	Duke	35-5	13-3 (t1)	NCAA Champion
2011	Duke	32-5	13-3 (2)	NCAA Tournament
2012	Duke	27-7	13-3 (2)	NCAA Tournament
2013	Duke	30-6	14-4 (2)	NCAA Tournament
2014	Duke	26-9	13-5 (3)	NCAA Tournament
2015	Duke	35-4	15-3 (2)	NCAA Champion
2016	Duke	25-11	11-7 (t5)	NCAA Tournament
2017	Duke	28-9	11-7 (t5)	NCAA Tournament
2018	Duke	29-8	13-5 (2)	NCAA Tournament
2019	Duke	32-6	14-4 (3)	NCAA Tournament
2020	Duke	25-6	15-5 (4)	Postseason ccd., COVID-19 pandemic
2021	Duke	13-11	9-9 (10)	-
2022	Duke	32-7	16-4 (1)	NCAA Final Four (Semifinalist)

Career Record (47 years)	1,202-368 (.766)
Duke Record (42 years)	1,129-309 (.785)
ACC Record (regular season)	466-193 (.707)
ACC Tournament Record	69-24 (.742)
NCAA Tournament Record	101-31 (.765)
at Cameron Indoor Stadium	572-76 (.883)

**COACH K'S CAREER MILESTONE WINS**

1	Lehigh	11/28/75	56-29
100	Clemson	2/24/1982	301 73-72
200	Alabama	12/13/1986	76-67
300	Richmond	3/16/1990	81-46
400	Iowa	12/22/1993	79-76
500	North Carolina	2/28/1998	77-75
600	North Carolina	3/11/2001	82-80
700	Toledo	12/12/2004	82-54
800	NC State	3/1/2008	87-86
900	Michigan	3/20/2011	73-71
1,000	St. John's	1/25/2015	77-68
1,100	Syracuse	3/23/2018	69-65
1,200	Michigan State	3/20/2022	85-76

**COACH K'S DUKE MILESTONE WINS**

1	Stetson	11/29/1980	67-49
100	St. Joseph's	1/13/1986	87-66
200	West Virginia	3/18/1989	70-63
300	Northeastern	12/7/1992	103-72
400	Murray State	3/14/1997	71-68
500	Villanova	11/17/2000	98-85
600	Clemson	1/3/2004	73-54
700	Georgia Tech	2/18/2007	71-62
800	Kansas State	11/23/2010	82-68
900	Florida State	1/25/2014	78-56
1,000	Utah Valley	11/11/2017	99-69
1,100	Campbell	11/13/2021	67-56

# MIKE KRZYZEWSKI // HEAD COACH 1980-2022

RECORD BOOK

## NCAA COACHING WINS CHARTS

*Note: Records adjusted for vacated games*

### CAREER WINS | ALL DIVISIONS

1. Mike Krzyzewski, Army, Duke	1,202
2. Herb McGee, Jefferson	1,144
3. Jim Boeheim, Syracuse	1,015
4. Glenn Robinson, Franklin & Marshall	967
5. Bob Huggins, Walsh, Akron, Cincinnati, Kansas St., W. Virginia	935

### CAREER WINS | DIVISION-I

1. Mike Krzyzewski, Army, Duke	1,202
2. Jim Boeheim, Syracuse	1,015
3. Bob Huggins, Walsh, Akron, Cincinnati, Kansas St., W. Virginia	935
4. Jim Calhoun, Northeastern, UConn, St. Joseph's (Conn.)	920
5. Roy Williams, Kansas, North Carolina	903

### CAREER WINS AT ONE SCHOOL | DIVISION-I

1. Mike Krzyzewski, Duke	1,129
2. Jim Boeheim, Syracuse	1,015
3. Dean Smith, North Carolina	879
4. Adolph Rupp, Kentucky	876
5. Jim Phelan, Mount St. Mary's	830

### MOST GAMES COACHED | MIN. 10 DIVISION-I SEASONS

1. Mike Krzyzewski, Army, Duke	1,570
2. Jim Boeheim, Syracuse	1,456
3. Cliff Ellis, S. Alabama, Clemson, Auburn, Coastal Carolina	1,388
4. Jim Phelan, Mount St. Mary's	1,354
5. Bob Huggins, Walsh, Akron, Cincinnati, Kansas St., W. Virginia	1,349

### MOST 20+ WIN SEASONS

1. Mike Krzyzewski, Army & Duke	37
2. Jim Boeheim, Syracuse	34
3. Dean Smith, North Carolina	30
4. Bob Knight, Army, Indiana & Texas Tech	29
Roy Williams, Kansas & North Carolina	29

### MOST 30+ WIN SEASONS

1. Mike Krzyzewski, Duke	16
2. Roy Williams, Kansas & North Carolina	12
3. Bill Self, Oral Roberts, Tulsa, Illinois, Kansas	11
4. John Calipari, Massachusetts, Memphis, Kentucky	10
5. Jim Calhoun, Connecticut	8
Mark Few, Gonzaga	8

## NCAA TOURNAMENT/FINAL FOUR CHARTS

*Note: Records adjusted for vacated games*

### MOST NCAA CHAMPIONSHIPS

1. John Wooden, UCLA	10
2. Mike Krzyzewski, Duke	5
3. Adolph Rupp, Kentucky	4
4. Bob Knight, Indiana	3
Roy Williams, North Carolina	3

### MOST NCAA FINAL FOUR APPEARANCES

1. Mike Krzyzewski, Duke	13
2. John Wooden, UCLA	12
3. Dean Smith, North Carolina	11
4. Roy Williams, Kansas & North Carolina	9
5. Tom Izzo, Michigan State	8

### MOST CONSECUTIVE FINAL FOUR APPEARANCES

1. John Wooden, UCLA	[1967-1975]	9
2. Mike Krzyzewski, Duke	[1988-1992]	5
3. Eight with		3

### HIGHEST NCAA TOURNAMENT WINNING PCT. (MIN. 20 WINS)

1. John Wooden, UCLA	[47-10]	.825
2. Mike Krzyzewski, Duke	[101-31]	.765
3. Billy Donovan, Florida	[35-12]	.745
Roy Williams, Kansas & North Carolina	[79-27]	.745
5. Bill Self, Tulsa, Illinois, Kansas	[55-21]	.724

### NCAA TOURNAMENT WINS

1. Mike Krzyzewski, Duke	101
2. Roy Williams, Kansas & North Carolina	79
3. Dean Smith, North Carolina	65
4. Jim Boeheim, Syracuse	58
5. Bill Self, Tulsa, Illinois & Kansas	56

### MOST NCAA TOURNAMENT APPEARANCES

1. Mike Krzyzewski, Duke	36
2. Jim Boeheim, Syracuse	35
3. Roy Williams, Kansas & North Carolina	30
4. Bob Knight, Indiana & Texas Tech	28
5. Lute Olson, Iowa & Arizona	27
Dean Smith, North Carolina	27
Rick Barnes, Providence, Clemson, Texas, Tennessee	27

### CONSECUTIVE NCAA TOURNAMENT APPEARANCES

1. Tom Izzo, Michigan State	[1998-present]	25
2. Mike Krzyzewski, Duke	[1996-2019]	24
Bill Self, Tulsa, Illinois, Kansas	[1999-present]	24
4. Dean Smith, North Carolina	[1975-1997]	23
Mark Few, Gonzaga	[2000-present]	23

## ACC COACHING WINS CHARTS

### ACC WINS (REGULAR SEASON & TOURNAMENT)

1. Mike Krzyzewski, Duke	535
2. Dean Smith, North Carolina	422
3. Roy Williams, North Carolina	240
4. Gary Williams, Maryland	210
5. Tony Bennett, Virginia	192

### ACC TOURNAMENT WINS

1. Mike Krzyzewski, Duke	69
2. Dean Smith, North Carolina	58
3. Roy Williams, North Carolina	29

### ACC TOURNAMENT TITLES

1. Mike Krzyzewski, Duke	15
2. Dean Smith, North Carolina	13
3. Vic Bubas, Duke	4
Everett Case, NC State	4

### CAREER WINNING PERCENTAGE (ALL GAMES)

1. Mike Krzyzewski, Duke	[1,129-309]	.785
2. Dean Smith, North Carolina	[879-254]	.776
3. Vic Bubas, Duke	[213-67]	.761

## MISCELLANEOUS CHARTS

### WEEKS RANKED NO. 1 | COACHES, ALL-TIME

1. Mike Krzyzewski	127
2. John Wooden	121
3. Adolph Rupp	61
4. Dean Smith	60
5. Roy Williams	59

*as of final 2023 Associated Press poll*

### ALL-AMERICANS | COACHES, ALL-TIME

1. Mike Krzyzewski	52
2. Adolph Rupp	50
3. Dean Smith	44
4. John Wooden	33
Bob Knight	33

*1st, 2nd or 3rd team selections included; AP, NABC, Sporting News, USBWA, Basketball Times*

### CONSENSUS FIRST-TEAM ALL-AMERICANS | COACHES, ALL-TIME

1. Mike Krzyzewski	20
2. Adolph Rupp	15
3. Phog Allen	14
4. John Wooden	13
Ward Lambert	13





**MIKE KRZYZEWSKI // HEAD COACH 1980-2022**

**RECORD BOOK**

**KRZYZEWSKI CAREER TIMELINE**

**March 18, 1980** – Mike Krzyzewski is introduced as Duke's head basketball coach.

**Nov. 29, 1980** – Krzyzewski wins his first game as Duke's coach, 67-49 over Stetson.

**Jan. 21, 1981** – A 56-47 win at N.C. State gives Krzyzewski his first victory against ACC competition. Gene Banks plays 40 minutes for Duke, scoring a game-high 23 points on 9-of-14 shooting.

**March 15, 1985** – A 75-62 victory over Pepperdine gives Krzyzewski his first victory in the NCAA Tournament.

**Feb. 26, 1986** – Playing as the No. 1 team for the first time under Krzyzewski, Duke beats Clemson, 77-69, to set a school record for most victories in a season (28).

**March 9, 1986** – A 68-67 win over Georgia Tech gives Krzyzewski his first ACC Tournament championship.

**March 23, 1986** – Duke beats Navy, 71-50, to send Krzyzewski to his first Final Four. Johnny Dawkins scores 28 points, and Duke overcomes a 23-point, 10-rebound effort by David Robinson.

**March 29, 1986** – A 71-67 win over Kansas puts Krzyzewski in his first national championship game and makes Duke the first team in NCAA history to win 37 games in a season.

**March 24, 1990** – Duke becomes the seventh school to earn three straight Final Four trips, beating Connecticut, 79-78, on a 15-foot shot at the buzzer by Christian Laettner.

**March 24, 1991** – Duke's 78-61 victory over St. John's enables Coach K to join John Wooden as the only men to coach in four consecutive Final Fours.

**March 30, 1991** – Duke upsets unbeaten UNLV, considered at the time the greatest team in college basketball history, 79-77, to advance to the NCAA championship for the fifth time and avenge its 1990 loss to the Rebels.

**April 1, 1991** – Krzyzewski's 336th career victory gives him his first national title. Duke beats Kansas, 72-65. Christian Laettner is named the most outstanding player, scoring a game-high 18 points and going 12-for-12 from the foul line.

**March 28, 1992** – In perhaps the best college basketball game in history, Christian Laettner hits a buzzer-beating jumper on a pass from Grant Hill, and Duke gets a 104-103 overtime win over Kentucky to earn its fifth straight Final Four appearance.



**April 6, 1992** – Duke beats Michigan, 71-51, in front of a record crowd of 50,379 to join UCLA as the only teams to repeat as national champions.

**Summer, 1992** – Krzyzewski is an assistant coach to Chuck Daly on the U.S. Olympic team featuring Michael Jordan, Larry Bird and Magic Johnson. Christian Laettner is the lone collegiate player on the "Dream Team," which wins the gold medal in Barcelona, Spain.

**April 2, 2001** – Duke beats Arizona, 82-72, to make Krzyzewski the fourth coach to win three NCAA crowns. The Blue Devils become the second team since the NCAA Tournament expanded to 64 teams to win every tournament game by at least 10 points.

**May 30, 2001** – In his first year of eligibility, Krzyzewski is voted into the Naismith Memorial Basketball Hall of Fame. He joins Temple's John Chaney and Texas Tech's Bob Knight as the only active college coaches to be enshrined.

**Nov. 14, 2001** – The 54-year-old Krzyzewski signs a lifetime contract with Duke.

**July 5, 2004** – Krzyzewski announces that he has turned down the Los Angeles Lakers' offer to become head coach. "Duke has always taken up my whole heart," Coach K stated in a packed press conference that was aired live nationally.

**Aug. 24, 2008** – With Krzyzewski at the helm, Team USA reclaims the gold medal at the 2008 Beijing Summer Olympics with a 118-107 victory over Spain. Krzyzewski guides the U.S. squad to a perfect 8-0 record in the Olympics as the team averaged 106 points per game while winning by an average margin of 27.9 points per contest.

**April 5, 2010** – Krzyzewski wins his fourth NCAA Championship at Duke with a 61-59 win over Butler at Lucas Oil Stadium in Indianapolis. Kyle Singler is named the Final Four Most Outstanding Player after recording 19 points and nine rebounds in the championship game. The four championships tie Krzyzewski with Adolph Rupp for second most all-time.

**Sept. 15, 2010** – Krzyzewski is inducted into the Chicagoland Sports Hall of Fame. Chicago City Council and Mayor Richard M. Daley also make Sept. 15 "Mike Krzyzewski Day" in Chicago.

**Sept. 9, 2011** – Krzyzewski is inducted into the Duke Athletics Hall of Fame.

**Nov. 15, 2011** – Duke defeats Michigan State, 74-69, at Madison Square Garden to give Krzyzewski an NCAA-record 903rd career coaching victory.

**Aug. 13, 2012** – Krzyzewski directs Team USA to a 107-100 win over Spain to claim the London Olympics gold medal.

**Jan. 25, 2015** – Krzyzewski becomes the first Division I men's basketball coach to win 1,000 games as Duke defeats St. John's, 77-68, at Madison Square Garden.

**April 6, 2015** – Krzyzewski captures his fifth NCAA Championship at Duke with a 68-63 win over Wisconsin in Indianapolis -- also the site of the Blue Devils' 1991 and 2010 national crowns. Krzyzewski's fifth national title moved him past Adolph Rupp for second-most all-time.

**Aug. 21, 2016** – Krzyzewski closes his tenure as U.S. National Team head coach in style, as the U.S. defeats Serbia, 96-66, to claim the gold medal at the Rio Olympics. Krzyzewski finishes his tenure with an 88-1 record, winning a U.S.-record 76 straight games to finish his National Team career.

**November 11, 2017** – Duke defeats Utah Valley, 99-69, as Coach K becomes the first Division-I men's coach to win 1,000 games at one school.

**June 2, 2021** – Coach K announces that the 2021-22 season will be his final year of coaching, ahead of his 47th season overall as a head coach and 42nd at Duke. "My family and I view today as a celebration. Our time at both West Point and Duke has been beyond amazing and we are thankful and honored to have led two college programs at world-class institutions for more than four decades." In addition, Duke also announces Jon Scheyer as the next head coach, succeeding Krzyzewski for the 2022-23 season.

**March 26, 2022** – Duke beats Arkansas, 78-69, in the West Regional Final in San Francisco, sending Coach K to his 13th -- and record-breaking -- Final Four as Krzyzewski passes John Wooden for most Final Four appearances.

**COACH K QUICK FACTS**

**COACHING CAREER SUPERLATIVES**

- MOST NCAA Division I Victories (1,202)
- MOST Final Fours (13)
- MOST Olympic Gold Medals as a Head Coach (3; 2008, 2012 and 2016)
- MOST World Championship Gold Medals as a Head Coach (2; 2010 and 2014)
- MOST NCAA Tournament Victories (101)
- MOST NCAA Tournament Appearances (36)
- MOST Games as AP No. 1 Team by a Coach (254)
- MOST Weeks as AP No. 1 by a Coach (127)
- MOST Seasons as AP No. 1 Team by a Coach (21)
- MOST Atlantic Coast Conference Victories (535)
- MOST ACC Tournament Championships (15)
- MOST NBA Draft Lottery Selections (29)
- MOST NBA Draft First Round Selections (46)
- MOST NBA Draft selections (73)

**NCAA TITLES (5)** 1991, 1992, 2001, 2010, 2015

**ACC REGULAR SEASON TITLES (13)**  
1986, 1991, 1992, 1994, 1997, 1998, 1999, 2000, 2001, 2004, 2006, 2010, 2022

**ACC TOURNAMENT TITLES (15)**  
1986, 1988, 1992, 1999, 2000, 2001, 2002, 2003, 2005, 2006, 2009, 2010, 2011, 2017, 2019

**COACHING CAREER**

- Head Coach Service Teams, 1969-72
- Head Coach, U.S.M.A. Prep School (Fort Belvoir, Va.), 1972-74
- Graduate Assistant Coach, Indiana University, 1974-75
- Head Coach, United States Military Academy, 1975-80
- Head Coach, Duke University, 1980-22
- United States National Team Head Coach, 2006-16

**COACHING HONORS**

- Head Coach, United States National Team - 2006-16 (88-1 record)
- USA Basketball National Coach of the Year - 2006, 2007, 2008, 2010, 2012, 2014, 2016
- U.S. Head Coach, Olympics - 2008, 2012, 2016
- U.S. Assistant Coach, Olympics - 1992
- U.S. Head Coach, FIBA World Championship/World Cup - 2010, 2014
- U.S. Head Coach, World Championships and Goodwill Games - 1990
- National Coach of the Year - 1986, 1989, 1991, 1992, 1997, 1999, 2000, 2001
- NABC District Coach of the Year - 1977, 1984, 1992, 1994, 2011
- ACC Coach of the Year - 1984, 1986, 1997, 1999, 2000
- Claire Bee Coach of the Year - 2004
- President, NABC - 1998-99
- Naismith Memorial Basketball Hall of Fame inductee - 2001
- Named "America's Best Coach" by Time/CNN - 2001
- National Collegiate Basketball Hall of Fame - 2006
- Army Sports Hall of Fame inductee - 2009
- Chicagoland Sports Hall of Fame inductee - 2010
- Duke Athletics Hall of Fame Inductee - 2011
- Sports Illustrated Sportsman of the Year - 2011
- Wayman Tisdale Humanitarian Award - 2012
- Lapchick Character Award - 2015

**BORN**

Michael William Krzyzewski  
February 13, 1947 in Chicago, Ill.

**HIGH SCHOOL**

Weber High School in Chicago, Ill.

**COLLEGE PLAYING CAREER**

Three-year letterman at Army, 1967-69

**COLLEGE DEGREE**

B.S., U.S.M.A.; June, 1969

**MILITARY SERVICE**

Army Officer, 1969-74  
Resigned as Captain, 1974

**FAMILY**

- Wife: Carol (Mickie) Marsh
- Daughters: Debbie Savarino, Lindy Frasher, Jamie Spatola
- Grandchildren: Joey Savarino, Michael Savarino, Carlyn Savarino, Emelia Savarino, Quin Frasher, Remington Frasher, John David Spatola, Mackenzie Carol Spatola, Caden Brodie Frasher, Madeline Joy Spatola

## DUKE'S HEAD COACHING HISTORY

Coaches listed alphabetically • Bio excerpts from "The Encyclopedia of Duke Basketball" (by John Roth, 2006)

**JAMES BALDWIN**

1922 (1 SEASON)

Hired as Trinity's director of physical training, James J. Baldwin coached the varsity basketball, football, and baseball teams. An Ivy League product and former coach at Rhode Island State and Maine, Baldwin in 1921 guided the baseball team to a record of 10-9-1 and the football team to a record of 6-1-2, and then the 1922 basketball squad to a record of 6-12 in his only season at the helm. He later coached the Lehigh football team and the Wake Forest basketball team for two years, 1927-28.

**HAROLD BRADLEY**

1951-1959 (9 SEASONS)

Taking over the reins of the Duke program less than a month before the start of the 1951 season, Harold "Hal" Bradley guided the Blue Devils to a 20-win campaign. It was the first of nine consecutive winning ledgers for the man who coached Duke through the 1950s and won 68 percent of his games with a 167-78 record.

Bradley coached star guard Dick Groat during his junior and senior seasons. He coached the Blue Devils' last Southern Conference team and its first ACC team. He was the first coach to take a Duke team into the NCAA Tournament, the only Duke coach to win a Dixie Classic, and the first to direct a team that finished in the final national rankings. About the only thing he never won was a conference tournament, though three times he coached the Devils to the championship game. All three attempts ended in defeat, to N.C. State on the Wolfpack's home floor.

Bradley left Duke for Texas, where he coached the Longhorns to three Southwest Conference titles before retiring in 1967. His overall college record: 50-18 at Hartwick, 167-78 at Duke, and 125-73 at Texas, for a 20-year total of 342-169.



Harold Bradley

**JOSEPH BRINN**

1913 (1 SEASON)

A starting guard for the 1910 and 1911 Trinity teams, Joseph E. "Big Jennie" Brinn was hired as the Trinity head coach for the 1913 season. Technically he was the first person paid to coach basketball at the school; his own coach, program founder Cap Card, whose regular job was director of physical education, had not received any pay for organizing and coaching the first seven Trinity teams. Brinn, a 1911 Trinity grad from Hertford, N.C., guided his alma mater to an 11-8 record in his only coaching campaign. One of his key players was his brother Claude, who started at guard and served as team captain.



Duke's staff under Bubas (right), included future NBA legends Hubie Brown (left) and Chuck Daly (center)

**VIC BUBAS**

1960-1969 (10 SEASONS)

One of the first college coaches to run a basketball team with the vision and efficiency of a corporate CEO, Vic Bubas' results more than validated the process. Bubas directed the Blue Devils for exactly one decade, 1960 through 1969, and there was only one coach on the planet who accomplished more during that time -- UCLA's John Wooden. Bubas's teams reached the ACC championship game in eight of his 10 years and won the title four times; they made the first three Final Four trips in school history and played for the national championship once (losing to Wooden); they were ranked in the top 10 of the final AP national poll seven times; and overall they won 213 games against just 67 losses.

Bubas elevated the profile of Duke basketball from regional to national. The Blue Devils had participated in the NCAA Tournament just once before his arrival, as a replacement for N.C. State (then on probation). But Duke earned a bid in Bubas' first year and went three more times. Given that the only method of entry during that era was winning a conference championship, Bubas concentrated on ACC superiority and was wildly successful. Thirty-five years after his retirement, Bubas' overall conference record of 106-32 still stood as the best winning percentage in league history (76.8), as did his 22-6 mark in the ACC Tournament (78.6). Overall, during the middle eight years of his reign the Blue Devils won 81 percent of their games, went 76-5 at home, and posted a 91-24 mark against the ACC. From 1961 to 1967 Duke's record of 159-37 was the best in the nation.

Following the example set by his mentor Case, Bubas was an innovative CEO. He started a basketball camp, a weekly television show, and ladies' clinics. He added names to the backs of the jerseys, brought in a pep band and dancing girls to the Indoor Stadium, and favored a fast-paced, fan-friendly offensive attack. His recruiting, national in scope and highly organized, lured several future Duke Hall of Famers to campus, beginning with his pioneer player, Art Heyman, who had committed to UNC before Bubas was hired. And Bubas always insisted on surrounding himself with excellent assistants. Coaches Bucky Waters, Fred Shabel, Tom Carmody, Chuck Daly, and Hubie Brown all went on to head coaching positions.

After resigning from the head coaching position at the age of 42, Bubas remained on campus for another seven years working for the university administration. Then he was hired as the first commissioner of the Sun Belt Conference and served from 1976 to 1990. During that time he spent five years on the NCAA Basketball Committee, at a time when decisions were made to expand the field to 64 teams and use domed stadiums for the Final Four.

Bubas was enshrined in the Duke Sports Hall of Fame in 1977, and the concourse at Cameron Indoor Stadium was named in his honor in 2001. In 1996 the Naismith Memorial Basketball Hall of Fame presented him with the John Bunn Award, its most prestigious honor short of enshrinement, for his great contributions to the game.

**GEORGE BUCKHEIT**

1925-1928 (4 SEASONS)

The predecessor to Eddie Cameron as head basketball coach, George Buckheit guided the Blue Devils during their first four seasons after Trinity College became Duke University. His teams combined for a 25-36 record from 1925 through 1928, with a winning record of 9-5 in his final season. He also was the assistant director of physical education, coached the track and cross-country teams, and assisted Howard Jones in guiding the football team.

A Kentucky grad, Buckheit was his alma mater's head coach for five years before coming to Duke. His record there, from 1920 to 1924, was 44-27. Buckheit was a native of Beardsville, Ill., and a graduate of the University of Illinois, where he competed in football, basketball, and track.

**JESSE S. BURBAGE**

1923-1924 (2 SEASONS)

Trinity College's last head basketball coach, Jesse Samuel Burbage, recorded marks of 15-7 in 1923 and 19-6 in 1924. Trinity became Duke University at the start of the 1925 season. A native of Birmingham, Ala., Burbage was a four-year guard on the Auburn basketball team before graduating in 1918. He coached a Birmingham high school to the state crown in 1919 and enjoyed a successful tenure at Georgia Military Academy before coming to Trinity, where he also served as head track coach, assistant football coach, and assistant director of physical training.

**EDDIE CAMERON**

1929-1942 (14 SEASONS)

Make no mistake, football was the king of sports at Duke when Eddie Cameron first arrived on campus in 1926, and it still reigned supreme when he hung up his basketball whistle in 1942. A football standout at Washington & Lee, Cameron coached the freshman football team as his first job at Duke. During his 14-year career as head basketball coach, he was also the football backfield coach, chief scout, and recruiter extraordinaire. That's just the way it was done in those days: most of the football assistants doubled as coaches in other sports. And for what position did Cameron eventually relinquish his basketball duties? The position of head football coach, when resident legend Wallace Wade went off to war.

But as closely aligned as Cameron always was with the university's football fortunes, he will always be regarded as the person who elevated the profile of the basketball program beyond the borders of North Carolina, brought it its first taste of greatness, and constructed the foundation from which future glories sprang.

A native of Irwin, Pa., Cameron was less than five years removed from his college graduation when he took over the basketball coaching duties at Duke for the 1928-29 season. The program had enjoyed just one winning season in the previous four, and this was its initial foray in the Southern Conference. Relying on a core of players recruited from Washington, D.C., Cameron directed his first team to a 12-8 mark and a stunning march to the finals of the conference tournament. The next year the Devils had a 15-game winning streak, reached the finals once more, and finished 18-2. One of the early recruits, Bill Werber, was named the first basketball All-America in school history, and the die was cast. Duke would now be a player on the hoops scene.

Cameron led the program from 1929 to 1942, winning 226 games while losing only 99. He was the school's winningest coach until Mike Krzyzewski surpassed his victory total in 1990. Duke reached the Southern Conference championship game eight times under Cameron's guidance and claimed the title in 1938, 1941, and 1942. The 1938 championship, in the first year in which jump balls after every basket were eliminated, was one of the coach's most unlikely success stories. The team, nicknamed the "never a dull moment boys," was erratic all season and wouldn't have been in the tourney were it not for an upset of UNC in the regular-season finale.

Cameron made the Indoor Stadium available for a wide range of civic and basketball events, including a popular prep tourney, the Southern Conference tourney when it outgrew Raleigh's municipal auditorium, and even an NCAA game for Case's Wolfpack when an opponent refused to play on State's home floor. It was Cameron's persistence that brought Bill Murray to Duke to continue the football tradition that Wade had established, and his vision that put an N.C. State alumnus, Vic Bubas, in Duke blue, emphatically driving the basketball program into powerhouse territory.

Duke Indoor Stadium was named in Cameron's honor on January 22, 1972, just as he was about to retire after 46 years of service to Duke. Some consider the university's prestigious golf course another memorial to Cameron, as he came up with the idea, raised the funds, and coddled the project to completion in the late 1950s.

Cameron was enshrined as a charter member of the Duke Sports Hall of Fame in 1975 and was also inducted in the North Carolina, Virginia, and College Football halls of fame. He died on November 25, 1988, at the age of 86.



Eddie Cameron



## DUKE'S HEAD COACHING HISTORY

**W.W. "CAP" CARD**

1906-1912 (7 SEASONS)

Wilbur Wade Card, the man responsible for establishing the school's first basketball team, was one of Trinity College's standout baseball players at the end of the nineteenth century. In 1899 he was elected the team captain, and from then on he was known as Cap Card.

Card, from Franklin, N.C., graduated from Trinity in 1900 and declined a pro baseball

offer so that he could attend Harvard for special training in physical education. He returned to Durham in 1902 as director of physical education at his alma mater's first gym, the Angier B. Duke Gymnasium. He launched Trinity's track and field program in 1903 and introduced a handful of other sports before organizing the first basketball team, in response to a suggestion from Wake Forest coach Richard Crozier that the two institutions play a game.

Card put the first team together and trained it for three weeks, as none of the members had ever played a basketball game before. He also prepared the tiny gym to host the contest, and on March 2, 1906, the first intercollegiate basketball contest in school history took place. Card umpired the contest, while Crozier refereed. More experienced Wake won that one, as well as the rematch on its home floor a few weeks afterward.

Card organized, trained, and coached the Trinity basketball team as a volunteer for seven years, before one of his former players, Joseph E. Brinn, was hired to coach in 1912-13. Card, who compiled a record of 30-17, continued to closely follow and promote basketball, baseball, and all sports at Trinity and Duke while influencing several generations of students who came through the P.E. department. He was state chairman of the American Physical Education Association and was active at Duke until suffering a stroke in 1943. He died of a heart attack in 1948 at the age of 74. Among the pallbearers at his funeral were Wallace Wade, Eddie Cameron, Bob Chambers, and Jack Persons, all fellow legendary Duke coaches. Ten years after his death, the school's first gym on West Campus was renamed Card Gym in his memory.

**NOBLE CLAY**

1914-1915 (2 SEASONS)

Trinity's head coach for two seasons, 1914 and 1915, Noble L. Clay directed the young basketball program to records of 12-8 and 10-10. Clay had one of the most distinctive coaching tenures in school history. He was also the captain of the Durham YMCA team at the time and came over to Trinity on Mondays, Wednesdays, and Fridays to run practice. The coach's main duty during that era was training, because during games the two opposing coaches usually served as the official umpire and referee. Clay's game day was a little different from most on two occasions each season, when Trinity played the Durham YMCA team. As the Y captain, he was in the starting lineup at left forward and played against the team that he trained during the week. Captain Beal Siler, who started opposite his coach at forward in the two matchups between Trinity and the Y in 1914, handled more of the in-game coaching duties, as did most team captains at the time.

**HENRY COLE**

1919 (1 SEASON)

After Chick Doak's departure at the end of the 1918 season, Trinity College did not hire an official head basketball coach for the 1919 campaign. So Henry Cole of New York City, sophomore class vice-president and starting forward, doubled as the program's captain and coach, aided in the operation of the team by senior manager Frank Wannamaker. Trinity posted a record of 6-5 in Cole's only year as a player-coach. He contributed 60 points to the cause. Cole also started for Trinity as a freshman under Doak in 1918.

**BOB DOAK**

1916 (1 SEASON)

Trinity's coach for the 1916 season was Robert Doak, who guided the program to a 9-11 record. Doak was hired from Elon College, which he coached to the state championship in 1915. During his one year at Trinity, Doak also coached the 1916 track team. He was succeeded in the basketball job by his brother, Chick Doak.

**CHICK DOAK**

1917-1918 (2 SEASONS)

Known more for his long affiliation with NC State, Charles Glenn "Chick" Doak coached Trinity to its first championship. He guided the basketball team in 1917 and 1918 to records of 20-4 and 10-5. The 1917 squad, which claimed the state title, is believed to have been the first at a North Carolina college to win 20 games. Doak played collegiate basketball at Guilford College. He came to Trinity in the fall of 1916 from UNC, where he had coached basketball the previous two seasons. He later returned to Trinity to coach the 1920 baseball team before embarking on a 33-year tenure as a professor and coach at N.C. State. The Wolfpack's baseball stadium, Doak Field, was named for him. His wife Frances led several women's organizations and was the first female radio announcer in North Carolina.

**FLOYD EGAN**

1921 (1 SEASON)

When Duke resumed intercollegiate football in 1920 after a 25-year ban on campus, Floyd J. Egan was chosen to coach the program. At 26, he was hired to run the athletics department, coach several sports, and teach physical exercise. Egan came from New York University, where he had been a four-year player in football, basketball, and baseball. As an Army lieutenant he had also coached NYU to the championship of a national basketball tournament in 1919. At Trinity he coached the baseball program in 1920 and then turned his attention to football, guiding the school to a record of 4-0-1 in its first season back. After his only grid campaign, he led the 1922 Trinity basketball team to a 9-6 mark in his lone season as its coach.

**BILL FOSTER**

1975-1980 (6 SEASONS)

Regarded as a tireless builder of college basketball programs, William E. Foster was the coach who arrived at Duke during its lowest moment of the turbulent 1970s and guided the Blue Devils back to national prominence in less than four years. His first three seasons were long, often frustrating and agonizing, as Duke won only half of its games, struggled on the road, and remained rooted in the ACC cellar even while he was serving as president of the National Association of Basketball Coaches. Foster's fourth season saw the Devils climb from the outhouse to the penthouse, with an ACC title, a trip to the Final Four, and the first of three straight NCAA Tournament bids before he was off to attempt a reclamation project elsewhere.

Foster, a Pennsylvania native and product of Elizabethtown College, directed the Duke program for six seasons, 1975-80. His record was 113-64 overall, 31-43 in the ACC. During the first half of his tenure Duke went 40-40 overall, 7-29 in the league. Over the second half of his stay the Devils were 27-7, 22-8, and 24-9 for a total of 73-24 and 24-14 in the league, with three Top 20 national finishes and two ACC championships to accompany the three NCAA bids.

Along with an indefatigable work ethic and a vast basketball background, Foster brought a promotional flair to the school at a time when it was struggling to compete and recruit in an ACC dominated by its local rivals NC State and UNC, as well as Maryland. The Blue Devils were only five years removed from the Vic Bubas era when Foster was hired, but he was the team's third coach in three seasons. So along with restocking the talent level, he also dived head first into building excitement among the fan base, with numerous speaking engagements and catchy slogans such as "The Runnin' Dukes" and "Off and Running."

The day after the 1979 ACC crown was secured, Foster announced



Bill Foster

that he would be heading to South Carolina as head coach. His Duke team didn't allow a hasty exit, however, as it won two NCAA games, including an impressive victory over Kentucky in Rupp Arena in the Sweet 16. The Devils then played Purdue in the regional championship game and fell to Joe Barry Carroll and Co. 68-60, and the Foster era was over.

The motives behind Foster's departure were the subject of hot debate. With so many core players in place for three years, recruiting hadn't gone as well as necessary. There was the relentless presence of Dean Smith eight miles down the road, at times overshadowing everything else basketball-related in the area. Foster in later years discounted reported disagreements with his own administration.

Foster spent six years trying to rebuild South Carolina, with one 22-win season as the apex. During his third year, the stress of coaching led to a heart attack that cost him nine games. In 1987 he was forced out and headed to Northwestern, where he also served as interim athletics director. After the Wildcats, he worked as an assistant commissioner for the old Southwest Conference. His complete record as a college head coach: Bloomsburg State (1961-63) 45-11, Rutgers (1964-71) 120-75, Utah (1972-74) 43-39, Duke (1975-80) 113-64, South Carolina (1981-86) 92-79, and Northwestern (1987-93) 54-141. The total: 467-409 in 33 seasons. He was the first coach in Division I history to lead four schools to 20-win seasons.

**GERRY GERARD**

1943-1950 (8 SEASONS)

When Eddie Cameron left his basketball coaching post to take over the football program during the Second World War, Duke didn't have to look far for his replacement. Assistant coach Kenneth Carlyle "Gerry" Gerard was elevated to the head coaching role and remained there for eight years, 1943-50, compiling a record of 131-78.

A native of Indiana, Gerard played football at Illinois and was the backup to the famed All-American Red Grange. When Gerard came to Duke in 1931, it was to run the intramural sports program. Four years later he started the soccer program, and he coached the squad for its first 11 years. He officiated football and basketball games and was also known for his work as a local radio announcer in those sports. He became Cameron's assistant basketball coach in 1941 and served for two years before his promotion. Even after moving up he continued to officiate football contests, occasionally missing an early-season basketball event to fulfill a football obligation.

Gerard coached the Blue Devils to the Southern Conference championship game in six of his eight years and won two titles, in 1944 and 1946. He was named league coach of the year in 1948 and 1950.

One of Gerard's best teams was his first, in 1943, with a mark of 20-6 overall and 12-1 in the conference. It was stocked with Durham natives and won 16 of its last 17 games before falling to George Washington in the Southern final. Duke won the league tourney the next year in improbable fashion, as it entered the event with a 10-13 record. The Devils blew out William & Mary before defeating State and Carolina for the crown and an even 13-13 record.

Gerard's health began to deteriorate at the end of the 1949 season. He was able to return in 1950, but in November 1950 he took a leave of absence because of illness. His two-year battle with cancer came to an end in January 1951 at the age of 47. In December 1951 Duke and UNC met in a benefit game for Gerard's family, and in 1987 Gerard was inducted posthumously into the Duke Sports Hall of Fame.



**DUKE'S HEAD COACHING HISTORY**



Neill McGeachy

**NEILL MCGEACHY** 1974 (1 SEASON)

No coach in modern Duke history faced more difficult circumstances than Neill R. McGeachy. When Bucky Waters resigned in September 1973, athletics director Carl James had barely a month to find a successor before the start of preseason practice. He reportedly tried to hire the retired Kentucky legend Adolph Rupp, but when that fell through he turned the job over to McGeachy three days after practice began. McGeachy had been Waters' assistant and enjoyed the support of the players, but he did not step into a very promising situation. He was given just a one-year contract, the team was coming off the school's first losing season in over three decades, and the schedule was one of the most demanding in the country, mainly because the ACC was top-heavy with national powers that year. Duke had nine games against teams that finished in the top 10 nationally, including the defending national champ N.C. State, Maryland, UNC, and Notre Dame.

The season started on an ominous note. When Chris Redding dunked in pre-game warm-ups before the opener with East Carolina, a technical foul was called to begin the game. ECU was up 3-0 before Duke even touched the ball. The Devils won the game but in many ways were behind all year. They finished with a 10-16 record, went 2-10 to place at the bottom of the ACC, and endured two of the most emotional losses ever to UNC. In the game at Cameron, the Devils had only to inbound the ball to get to overtime but instead saw the Tar Heels' Bobby Jones steal the pass and score a winning layup at the buzzer. In Chapel Hill, Duke was on the verge of a major upset with an eight-point lead and only 17 seconds remaining, but the Heels rallied miraculously and won in overtime. The only real highlight of the season was a 10-point win over Virginia that was Duke's 1,000th basketball victory.

On the morning of the final UNC game, Duke's athletic council met and decided not to extend McGeachy's contract. The search was on for a new coach and culminated less than a month later with the hiring of Bill Foster. McGeachy was named an assistant at Wake Forest. He later went into private business, was involved heavily in promoting and marketing sporting events, and became athletics director at his alma mater, Lenoir-Rhyne College.

A native of Statesville, N.C., McGeachy was coached in high school by Dave Odom. He spent two years as an assistant to Terry Holland at Davidson, one year as the Duke freshman coach, and one as Waters' top assistant before being named his replacement.

**WALTER ROTHENSIES** 1920 (1 SEASON)

Trinity's coach for the 1920 basketball season was Walter J. "Shorty" Rothensies, who produced a 10-4 record in his only year at the helm. Rothensies was no stranger to campus when he was hired in the fall of 1919, since he had attended Trinity as a student in 1916-17 before the call to arms for the First World War. He served as a first lieutenant in France during the war and also coached service teams. He returned to the United States in the summer of 1919 and was hired on short notice that fall after another coach unexpectedly had to leave because of his wife's illness. According to the Trinity Chronicle, Rothensies also had to take some classes in the fall of 1919 to complete his degree. Before his original matriculation to Duke, he had been a student athlete at Hamilton College and then at Princeton.

**BUCKY WATERS** 1970-1973 (4 SEASONS)

When Vic Bubas decided to resign from his post as Duke basketball coach, he called West Virginia coach Raymond C. "Bucky" Waters and asked for a meeting. The two got together at a motel in Pittsburgh, where Bubas broke the news and warned Waters to be prepared for speculation that he would be the next coach of the Blue Devils.

Bubas and Waters had a long history. Bubas had been an assistant coach at N.C. State and helped Everett Case recruit Waters out of Camden, N.J., in the 1950s. Bubas was Waters's freshman coach with the Wolfpack and moved up to the varsity with him. When Duke hired Bubas as its head coach in the spring of 1959, Bubas got Waters, then 23, to join him as an assistant a few months later. Waters, a 1958 State grad, remained on Bubas' staff for six years, until West Virginia picked Waters to run its program beginning with the 1966 season.

When the Blue Devils asked Waters to return as Bubas' replacement, Waters thought about it long and hard and said no. He didn't think it was the best move professionally to give up a thriving situation in Morgantown to replace a legend in Durham. But as he was preparing for his press conference to announce that decision, Waters received a call and a telegram from Duke president Doug Knight asking him to reconsider. This time he went with his heart over his head. Waters had been the nation's youngest head coach when he left for West Virginia, and he registered one of the biggest victories in that school's history in his first year when the Mountaineers upset Bubas Duke, then ranked No. 1. He knocked off his mentor again in 1969 and owned a 70-41 record when he returned to Duke at the age of 33. He'd beaten 12 nationally ranked teams, taken his school to the NCAA and NIT one time each, and helped spearhead the construction of a new arena at WVU.

Waters spent four years as the Duke coach, with records of 17-9, 20-10, 14-12, and 12-14 for a total of 63-45. His teams were 27-25 in the ACC. His first two teams played in the NIT, reaching the semifinals in 1971 before falling to UNC, the fourth meeting of the year between those rivals. Waters's team beat the Tar Heels in Cameron three of four times, once spectacularly so on a last-second shot by Robby West the day the arena was named for Cameron. He posted wins over nationally ranked Davidson, N.C. State, and UNC in the last month of his first season, knocked South Carolina out of the top 10 in his second year, and upset nationally ranked Maryland teams in two straight years, the second in 1973 when Gary Melchionni ran Waters's spread offense, the mongoose, to perfection.

In September 1973, a month away from the start of what would have been his fifth preseason training camp, Waters abruptly resigned. But he didn't leave the university. He took a post in the Duke Medical Center, became one of its chief fund raisers and ambassadors, and was instrumental in the rise of the Duke Children's Classic, a celebrity charity event. Waters remained a part of the health affairs team until his retirement in 2004. He also maintained an active schedule as a basketball television analyst for NBC, the ACC's regional network, and Madison Square Garden.

**DUKE'S ALL-TIME ASSISTANT COACHES**

Coach	Years on staff
Tommy Amaker	1989-97
<b>Will Avery</b>	<b>2024-present</b>
Tony Barone	1973-74
Bob Bender	1984-89
Jay Bilas	1990-92
Mike Brey	1988-95
Hubie Brown	1969-72
Bud Burger	1946-47
<b>Chris Carrawell</b>	<b>2018-present</b>
Tom Carmody	1966-68
Jeff Capel	2012-18
Terry Chili	1979-80
Whitt Cobb	1958-59
Chris Collins	2001-13
Tom Connelly	1942
Chuck Daly	1964-69
Johnny Dawkins	1998-08
Mike Dement	1983
<b>Emanuel Dily</b>	<b>2024-present</b>
Tony Drago	1954-57
Bobby Dwyer	1981-83
Scott Easton	1988
Pete Gaudet	1984-95
Gerry Gerard	1942
Lou Goetz	1975-78
David Henderson	1998-2000
Horace Hendrickson	1950-51
Nate James	2008-11, 2013-21
Amile Jefferson	2023
Rick Johnson	1981-82
Ray Jones	1977-78
Jim Lewis	1972-76
<b>Jai Lucas</b>	<b>2023-present</b>
Neill McGeachy	1973
Tim O'Toole	1996-97
Tom Rogers	1981-87
Jack Schallow	1970-71
Jon Scheyer	2014-22
Fred Shabel	1958-63
Nolan Smith	2021-22
Quin Snyder	1996-99
Steve Steinwedel	1979-80
Chuck Swenson	1981-87
Bucky Waters	1960-65
Bob Wenzel	1975-80
Paul Williamson	1948-49
Steve Wojciechowski	2000-14



Bucky Waters



**ALL-TIME PLAYER CAREER STATS**

Years	Name	G	Min	FG	FGA	Pct	3PT	3PA	Pct	FT	FTA	Pct	OR	TR	Avg	Ast	TO	PF	Stl	Blk	Pts	Avg
1987-90	Abdelnaby, Alaa	134	1989	448	748	.599	0	0	.000	241	331	.728	184	494	3.7	47	142	276	50	70	1137	8.5
1983-86	Alarie, Mark	133	4042	828	1505	.550	0	2	.000	480	602	.797	0	833	6.3	152	268	387	121	104	2136	16.1
1959-61	Albright, Doug	30	0	9	26	.346	0	0	.000	12	23	.522	0	31	1.0	0	0	17	0	0	30	1.0
1956-58	Allen, Bucky	36	0	89	209	.426	0	0	.000	149	206	.723	0	91	2.5	0	0	54	0	0	327	9.1
1950-51	Allen, Dayton	58	0	136	177	.768	0	0	.000	104	0	.000	0	0	0.0	0	0	118	0	0	376	6.5
1940-42	Allen, J. Clyde	50	0	139	0	.000	0	0	.000	73	0	.000	0	0	0.0	0	0	0	0	0	351	7.0
2015-18	Allen, Grayson	142	3965	606	1409	.430	291	766	.380	493	591	.834	76	450	3.2	432	240	297	147	14	1996	14.1
1964-66	Allen, Phil	27	0	17	37	.459	0	0	.000	11	13	.846	0	19	0.7	0	0	16	0	0	45	1.7
1984-87	Amaker, Tommy	138	4666	456	990	.461	44	103	.427	212	268	.791	24	308	2.2	708	336	261	259	11	1168	8.5
1982-85	Anderson, Todd	81	676	40	96	.417	0	0	.000	55	77	.714	0	117	1.4	6	33	99	11	8	135	1.7
1948	Armour, Bill	11	0	4	0	.000	0	0	.000	1	0	.000	0	0	0.0	0	0	0	0	0	9	0.8
1974-77	Armstrong, Tate	83	520	529	1020	.519	0	0	.000	246	306	.804	0	182	2.2	217	35	156	0	0	1304	15.7
1937-37	Ashby, H. Nicholson	4	0	1	0	.000	0	0	.000	1	0	.000	0	0	0.0	0	0	0	0	0	3	0.8
1991-92	Ast, Christian	31	95	17	30	.567	1	8	.125	9	13	.692	7	24	0.8	2	10	13	1	4	44	1.4
1943-46	Ausbon, Doug	27	0	30	0	.000	0	0	.000	7	0	.000	0	0	0.0	0	0	0	0	0	67	2.5
1998-99	Avery, William	74	1884	303	655	.463	108	293	.369	163	208	.784	49	206	2.8	283	162	141	91	2	877	11.9
2018	Bagley, Marvin III	33	1118	270	440	.614	23	58	.397	131	209	.627	132	366	11.1	50	75	60	27	29	694	21.0
1940-44	Bailey, Bill	6	0	12	0	.000	0	0	.000	2	0	.000	0	0	0.0	0	0	0	0	0	26	4.3
2019-22	Baker, Joey	88	1026	124	315	.394	75	198	.379	38	47	.809	19	95	1.1	44	53	117	35	14	361	4.1
1944	Balitsaris, George	21	0	13	0	.000	0	0	.000	5	0	.000	0	0	0.0	0	0	0	0	0	31	1.5
2022	Banchero, Paolo	39	1288	245	513	.478	44	130	.338	137	188	.729	68	304	7.8	124	92	75	41	36	671	17.2
1978-81	Banks, Gene	124	4285	827	1558	.531	0	0	.000	425	589	.722	0	985	7.9	360	399	337	37	9	2079	16.8
1966-68	Barone, Tony	46	0	20	45	.444	0	0	.000	29	44	.659	0	28	0.6	0	0	54	0	0	69	1.5
1957-59	Barrett, George	13	0	3	9	.333	0	0	.000	6	9	.667	0	22	1.7	0	0	17	0	0	12	0.9
2019	Barrett, RJ	38	1341	319	702	.454	72	237	.308	149	224	.665	59	289	7.6	164	123	70	34	16	860	22.6
1958-60	Bateman, Larry	36	0	20	67	.299	0	0	.000	10	29	.345	0	82	2.3	0	0	50	0	0	50	1.4
1998-01	Battier, Shane	146	4337	651	1303	.500	246	592	.416	436	561	.777	338	887	6.1	239	161	296	266	254	1984	13.6
1959-61	Beal, Jay	22	0	15	46	.326	0	0	.000	17	24	.708	0	15	0.7	0	0	7	0	0	47	2.1
1944	Beall, Curtis	6	0	0	0	.000	0	0	.000	0	0	.000	0	0	0.0	0	0	0	0	0	0	0.0
1994	Beard, Joey	16	64	7	14	.500	0	2	.000	7	10	.700	2	8	0.5	3	10	4	4	0	21	1.3
1975-78	Bell, Bruce	42	302	23	62	.371	0	0	.000	12	23	.522	0	26	0.6	37	32	33	0	0	58	1.4
1953-56	Belmont, Joe	103	0	471	1259	.374	0	0	.000	396	547	.724	0	420	4.1	0	0	259	0	0	1338	13.0
1978-80	Bender, Bob	83	2377	196	380	.516	0	0	.000	122	158	.772	0	116	1.4	332	169	188	0	0	514	6.2
1937-39	Bergman, Sparky	58	0	141	0	.000	0	0	.000	62	0	.000	0	0	0.0	0	0	0	0	0	344	5.9
1987	Berndt, Andy	6	9	0	2	.000	0	0	.000	0	0	.000	1	3	0.5	0	1	1	0	0	0	0.0
2016-19	Besser, Brennan	6	14	1	8	.125	0	6	.000	2	2	1.000	2	3	0.5	1	1	2	0	0	4	0.7
1983-86	Bilas, Jay	127	2864	365	655	.557	0	0	.000	332	511	.650	0	692	5.4	56	167	379	54	37	1062	8.4
1973-75	Billerman, Kevin	78	0	291	659	.442	0	0	.000	211	264	.799	0	174	2.2	270	0	287	0	0	793	10.2
1955	Blackburn, Tom	11	0	4	10	.400	0	0	.000	3	10	.300	0	1	0.1	0	0	1	0	0	11	1.0
1970	Blackman, Don	25	0	53	111	.477	0	0	.000	50	70	.714	0	131	5.2	8	0	45	0	0	156	6.2
1992-95	Blakenev, Kenny	93	1065	105	229	.459	20	59	.339	67	105	.638	42	124	1.3	110	108	96	33	4	297	3.2
2022-	Blakes, Jaylen	53	514	41	121	.339	20	61	.328	24	38	.632	13	61	1.2	50	27	52	22	5	126	2.4
1944	Bledsoe, Gene	17	0	47	0	.000	0	0	.000	19	0	.000	0	0	0.0	0	0	0	0	0	113	6.6
2006	Boateng, Eric	20	50	6	7	.857	0	0	.000	2	2	1.000	4	12	0.6	1	5	11	1	0	14	0.7
2017-19	Bolden, Marques	88	1199	130	227	.573	0	7	.000	74	108	.685	120	286	3.3	35	52	145	30	93	334	3.8
2000-02	Boozer, Carlos	101	2620	554	878	.631	0	2	.000	398	537	.741	260	724	7.2	115	157	288	95	72	1506	14.9
2022-	Borden, Stanley	2	3	0	0	.000	0	0	.000	0	0	.000	1	2	1.0	0	0	0	0	0	0	0.0
2000-04	Borman, Andy	40	78	5	9	.556	3	6	.500	4	7	.571	4	12	0.3	5	8	6	1	0	17	0.4
1938-40	Bowman, Jim	11	0	4	0	.000	0	0	.000	2	0	.000	0	0	0.0	0	0	0	0	0	10	0.9
1951	Boyce, Rod	8	0	3	9	.333	0	0	.000	1	5	.200	0	0	0.0	0	0	12	0	0	7	0.9
1958-59	Boyd, Jack	27	0	42	142	.296	0	0	.000	21	37	.568	0	47	1.7	0	0	59	0	0	105	3.9
2006-07	Boykin, Jamal	29	100	10	19	.526	0	0	.000	9	10	.900	11	32	1.1	2	8	21	4	7	29	1.0
2021	Brakefield, Jaemyn	22	273	31	76	.408	11	35	.314	5	12	.417	15	56	2.5	10	10	27	8	9	78	3.5
1998-99	Brand, Elton	60	1634	355	580	.612	0	0	.000	262	390	.672	215	536	8.9	51	101	150	81	113	972	16.2
1946	Brand, Joe	6	0	6	0	.000	0	0	.000	2	0	.000	0	0	0.0	0	0	0	0	0	14	2.3
1987-90	Brickey, Robert	134	3039	484	884	.548	2	9	.222	329	531	.620	268	649	4.8	146	274	334	115	90	1299	9.7
1993	Brown, Kenney	15	31	0	5	.000	0	1	.000	4	9	.444	2	5	0.3	0	1	3	0	0	4	0.3
1940-41	Brown, Ray	30	0	22	0	.000	0	0	.000	10	0	.000	0	0	0.0	0	0	0	0	0	54	1.8
1944	Bruce, James	1	0	0	0	.000	0	0	.000	0	0	.000	0	0	0.0	0	0	0	0	0	0	0.0
1946	Brunner, George	16	0	12	0	.000	0	0	.000	7	0	.000	0	0	0.0	0	0	0	0	0	31	1.9
1993-96	Brunson, Stan	36	208	5	22	.227	0	0	.000	7	12	.583	25	50	1.4	4	13	37	3	0	17	0.5
1982-85	Bryan, Jay	57	244	20	57	.351	0	1	.000	22	50	.440	0	44	0.8	9	19	57	9	0	62	1.1
1999	Bryant, D	13	30	3	9	.333	1	3	.333	1	4	.250	0	3	0.2	2	3	4	1	0	8	0.6
1956-57	Bryson, Ed	13	0	2	20	.100	0	0	.000	0	0	.000	0	8	0.6	0	0	12	0	0	4	0.3
1988-91	Buckley, Clay	86	439	51	85	.600	0	0	.000	46	79	.582	37	88	1.0	12	25	44	13	6	148	1.7
1962-64	Buckley, Jay	85	0	352	617	.571	0	0	.000	222	391	.568	0	714	8.4	0	0	241	0	0	926	10.9
2018-21	Buckmire, Mike	20	39	3	12	.250	0	1	.000	1	1	1.000	4	14	0.7	3	3	1	0	0	7	0.4
2000-03	Buckner, Andre	84	260	16	48	.333	5	16	.313	18	35	.514	7	30	0.4	27	23	26	13	1	55	0.7
1956	Buhowsky, Tony	15	0	10	39	.256	0	0	.000	7	14	.500	0	33	2.2	0	0	28	0	0	27	1.8

ALL-TIME PLAYER CAREER STATS

Years	Name	G	Min	FG	FGA	Pct	3PT	3PA	Pct	FT	FTA	Pct	OR	TR	Avg	Ast	TO	PF	Stl	Blk	Pts	Avg
1953-56	Cashman, Don	30	0	26	95	.274	0	0	.000	17	27	.630	0	60	2.0	0	0	37	0	0	69	2.3
2023	Catchings, Kale	10	33	4	9	.444	0	1	.000	0	3	.000	4	8	0.8	2	1	3	1	1	8	0.8
1951	Caudle, Lloyd	1	0	0	0	.000	0	0	.000	0	0	.000	0	0	0.0	0	0	0	0	0	0	0.0
2002	Causey, Mark	12	47	4	10	.400	2	3	.667	3	6	.500	2	8	0.7	3	5	8	3	1	13	1.1
1966-69	Chapman, Warren	66	0	89	193	.461	0	0	.000	55	104	.529	0	216	3.3	0	0	116	0	0	233	3.5
1997-98	Chappell, Mike	68	901	143	342	.418	60	156	.385	57	103	.553	45	125	1.8	37	52	110	27	6	403	5.9
1946-50	Cheek, Buck	49	0	51	0	.000	0	0	.000	21	0	.000	0	0	0.0	0	0	1	0	0	123	2.5
1937	Cheek, Herbert	19	0	44	0	.000	0	0	.000	26	0	.000	0	0	0.0	0	0	0	0	0	114	6.0
1973-76	Chili, Terry	65	0	108	162	.667	0	0	.000	48	106	.453	0	177	2.7	17	0	89	0	0	264	4.1
1973-74	Chinault, Neil	12	0	4	9	.444	0	0	.000	2	2	1.000	0	2	0.2	3	0	2	0	0	10	0.8
2000-96	Christensen, Matt	97	751	54	116	.466	0	0	.000	54	102	.529	94	189	1.9	16	34	143	20	35	162	1.7
1967-69	Claiborne, C.B.	53	0	88	241	.365	0	0	.000	42	61	.689	0	100	1.9	19	0	83	0	0	218	4.1
1991-94	Clark, Marty	122	1668	224	465	.482	49	131	.374	150	187	.802	74	181	1.5	134	148	155	68	18	647	5.3
1941	Clark, Robert	1	0	0	0	.000	0	0	.000	0	0	.000	0	0	0.0	0	0	0	0	0	0	0.0
1956-58	Clement, Hayes	48	0	104	266	.391	0	0	.000	83	125	.664	0	224	4.7	0	0	111	0	0	291	6.1
2021	Coleman III, Henry	19	95	10	20	.500	0	1	1.000	1	5	.200	13	26	1.4	3	5	5	3	6	21	1.1
1943	Coleman, Jack	16	0	51	0	.000	0	0	.000	13	0	.000	0	0	0.0	0	0	0	0	0	115	7.2
1947-49	Collins, Ben	77	0	259	0	.000	0	0	.000	154	0	.000	0	0	0.0	0	0	0	0	0	672	8.7
1993-96	Collins, Chris	120	2874	357	867	.412	209	539	.388	168	236	.712	55	243	2.0	291	175	167	108	3	1091	9.1
1987	Colonna, Dave	2	2	0	0	.000	0	0	.000	0	0	.000	0	0	0.0	0	0	1	0	0	0	0.0
1939-41	Connelly, Tom	55	0	31	0	.000	0	0	.000	26	0	.000	0	0	0.0	0	0	0	0	0	88	1.6
1973-74	Cook, Bob	16	0	9	22	.409	0	0	.000	0	0	.000	0	13	0.8	0	0	8	0	0	18	1.1
1988-90	Cook, Joe	48	286	28	67	.418	3	7	.429	23	33	.697	12	36	0.8	35	37	25	19	1	82	1.7
2012-15	Cook, Quinn	143	4033	534	1235	.432	236	629	.375	267	313	.853	53	379	2.7	509	202	264	151	9	1571	11.0
1946	Cordell, Tom	19	0	21	0	.000	0	0	.000	7	0	.000	0	0	0.0	0	0	0	0	0	49	2.6
1980	Corrigan, Jim	9	22	1	1	1.000	0	0	.000	2	2	1.000	0	1	0.1	3	2	3	0	0	4	0.4
1946	Corrington, Jim	6	0	0	0	.000	0	0	.000	0	0	.000	0	0	0.0	0	0	0	0	0	0	0.0
1939-40	Cowdrick, Tom	3	0	0	0	.000	0	0	.000	1	0	.000	0	0	0.0	0	0	0	0	0	1	0.3
1961-63	Cox, Fred	11	0	3	6	.500	0	0	.000	1	2	.500	0	3	0.3	0	0	6	0	0	7	0.6
1962-64	Cox, Ray	39	0	13	31	.419	0	0	.000	7	14	.500	0	25	0.6	0	0	20	0	0	33	0.8
1949	Crigler, Benner	1	0	0	0	.000	0	0	.000	0	0	.000	0	0	0.0	0	0	0	0	0	0	0.0
1974-77	Crow, Mark	87	841	341	675	.505	0	0	.000	138	174	.793	0	346	4.0	116	63	225	0	0	820	9.4
1950-52	Crowder, Dick	93	0	258	492	.524	0	0	.000	116	127	.913	0	220	2.4	28	0	264	0	0	632	6.8
1984	Crump, Vince	7	12	0	0	.000	0	0	.000	1	3	.333	0	1	0.1	0	1	0	0	0	1	0.1
1944	Curry, Pat	3	0	2	0	.000	0	0	.000	0	0	.000	0	0	0.0	0	0	0	0	0	4	1.3
2011-13	Curry, Seth	106	3080	439	999	.439	223	531	.420	293	355	.825	60	245	2.3	211	146	196	125	18	1394	13.2
2009-10	Czyz, Olek	19	112	10	25	.400	1	7	.143	2	6	.333	10	24	1.3	8	11	6	2	1	23	1.2
1952-54	D'Emilio, Rudy	80	0	393	1125	.349	0	0	.000	242	363	.667	0	330	4.1	100	0	227	0	0	1028	12.9
2006-10	Davidson, Jordan	55	101	4	13	.308	2	5	.400	8	14	.571	3	9	0.2	6	8	9	3	0	18	0.3
2004-05	Davidson, Patrick	29	51	0	5	.000	0	2	.000	4	4	1.000	0	5	0.2	1	1	4	1	0	4	0.1
1989-92	Davis, Brian	141	2788	326	701	.465	9	44	.205	291	424	.686	175	434	3.1	181	178	258	119	24	952	6.8
2010-14	Dawkins, Andre	142	2468	330	763	.433	231	568	.407	123	160	.769	32	226	1.6	66	88	200	61	13	1014	7.1
1983-86	Dawkins, Johnny	133	4749	1026	2019	.508	19	54	.352	485	614	.790	0	536	4.0	555	414	270	168	24	2556	19.2
1971	Dawson, Jeff	30	0	124	289	.429	0	0	.000	40	50	.800	0	53	1.8	29	0	45	0	0	288	9.6
1952-54	Decker, Marv	60	0	112	244	.459	0	0	.000	88	121	.727	0	350	5.8	3	0	125	0	0	312	5.2
1951-52	Deimling, Kes	60	0	101	271	.373	0	0	.000	94	129	.729	0	123	2.1	20	0	141	0	0	296	4.9
2017-20	DeLaurier, Javin	114	1533	154	234	.658	2	16	.125	76	132	.576	165	430	3.8	50	86	266	77	100	386	3.4
2004	Deng, Luol	37	1149	210	442	.475	40	111	.360	98	138	.710	82	255	6.9	68	83	82	49	39	558	15.1
1978-81	Dennard, Kenny	117	3514	452	881	.513	0	0	.000	153	260	.588	0	671	5.7	232	246	383	47	10	1057	9.0
1969-71	Denton, Randy	84	0	693	1295	.535	0	0	.000	272	400	.680	0	1067	12.7	56	0	259	0	0	1658	19.7
1969-71	DeVenio, Dick	81	0	294	634	.464	0	0	.000	105	138	.761	0	170	2.1	388	0	218	0	0	693	8.6
2003-06	Dockery, Sean	133	2705	230	514	.447	65	178	.365	121	182	.665	88	281	2.1	234	149	295	194	13	646	4.9
1954-55	Doherty, Marty	52	0	113	260	.435	0	0	.000	63	96	.656	0	245	4.7	0	0	145	0	0	289	5.6
1996-99	Domzalski, Taymon	100	1301	154	292	.527	0	0	.000	116	158	.734	143	336	3.4	16	82	239	42	64	424	4.2
1970-72	Doughty, Pat	23	0	8	22	.364	0	0	.000	10	22	.455	0	9	0.4	11	0	20	0	0	26	1.1
1951	Downing, Bill	7	0	1	8	.125	0	0	.000	1	1	1.000	0	0	0.0	0	0	4	0	0	3	0.4
1953-54	Driesell, Charles	45	0	65	157	.414	0	0	.000	51	102	.500	0	107	2.4	0	0	76	0	0	181	4.0
1940	Dubois, Lou	3	0	1	0	.000	0	0	.000	1	0	.000	0	0	0.0	0	0	0	0	0	3	1.0
1948-49	Duff, Bob	20	0	24	0	.000	0	0	.000	16	0	.000	0	0	0.0	0	0	0	0	0	64	3.2
2001-04	Duhon, Chris	144	4813	432	1033	.418	162	505	.321	242	349	.693	109	489	3.4	819	355	268	301	16	1268	8.8
2000-02	Dunleavy, Mike	104	2995	499	1050	.475	179	483	.371	194	278	.698	145	601	5.8	225	202	213	166	55	1371	13.2
2018	Duval, Trevon	37	1103	148	346	.428	31	107	.290	53	89	.596	20	73	2.0	207	102	89	54	5	380	10.3
1981	Dyke, Mack	3	4	1	1	1.000	0	0	.000	0	0	.000	0	0	0.0	0	0	1	0	0	2	0.7
1937-38	Edwards, Mouse	38	0	61	0	.000	0	0	.000	33	0	.000	0	0	0.0	0	0	0	0	0	155	4.1
1972	Edwards, Zeno	9	0	0	2	.000	0	0	.000	4	4	1.000	0	3	0.3	3	0	2	0	0	4	0.4
1980-83	Emma, Tom	110	2818	273	625	.437	24	55	.436	214	254	.843	0	196	1.8	245	159	259	57	7	784	7.1
1950-51	Engberg, John	32	0	27	74	.365	0	0	.000	34	36	.944	0	0	0.0	0	0	56	0	0	88	2.8
1980-83	Engelland, Chip	113	2472	411	793	.518	41	74	.554	162	191	.848	0	148	1.3	168	118	174	45	5	1025	9.1
1987	Essex, Rey	6	8	1	2	.500	0	0	.000	1	4	.250	2	7	1.1	0	0	0	0			



**ALL-TIME PLAYER CAREER STATS**

**RECORD BOOK**

Years	Name	G	Min	FG	FGA	Pct	3PT	3PA	Pct	FT	FTA	Pct	OR	TR	Avg	Ast	TO	PF	Stl	Blk	Pts	Avg
1942-44	Gantt, Bob	46	0	174	0	.000	0	0	.000	29	0	.000	0	0	0.0	0	0	0	0	0	377	8.2
1943-44	Gantt, Samuel	11	0	6	0	.000	0	0	.000	2	0	.000	0	0	0.0	0	0	0	0	0	14	1.3
2012	Gbinije, Michael	19	111	11	20	.550	4	10	.400	7	7	1.000	5	16	0.8	3	8	19	3	1	33	1.7
1962	Gebbie, Tom	3	0	1	2	.500	0	0	.000	1	2	.500	0	0	0.0	0	0	0	0	0	3	1.0
1943-44	Gilbert, Richard	40	0	38	0	.000	0	0	.000	4	0	.000	0	0	0.0	0	0	0	0	0	80	2.0
2017	Giles, Harry	26	300	45	78	.577	0	0	.000	12	24	.500	41	100	3.8	9	18	58	9	17	102	3.9
1952	Glasow, Carl	20	0	29	71	.408	0	0	.000	17	29	.586	0	88	4.4	11	0	42	0	0	75	3.8
1977-80	Gminski, Mike	122	4157	901	1697	.531	0	0	.000	521	658	.792	0	1242	10.2	128	275	240	0	345	2323	19.0
1948-49	Godfrey, George	26	0	17	0	.000	0	0	.000	2	0	.000	0	0	0.0	0	0	0	0	0	36	1.4
1976-79	Goetsch, Scott	94	732	79	136	.581	0	0	.000	27	42	.643	0	177	1.9	37	49	107	0	0	185	2.0
1967-69	Golden, Dave	80	0	304	677	.449	0	0	.000	144	190	.758	0	150	1.9	56	0	178	0	0	752	9.4
2018-21	Goldwire, Jordan	116	1900	132	331	.399	44	149	.295	34	51	.667	46	186	1.6	213	80	149	130	7	342	2.9
1975-76	Gomez, Rick	14	0	4	17	.235	0	0	.000	6	7	.857	0	4	0.3	2	0	11	0	0	14	1.0
1987	Goodman, Jon	10	20	1	7	.143	0	3	.000	4	5	.800	1	2	0.2	3	7	3	0	0	6	0.6
1946-49	Gordon, Dick	101	0	154	0	.000	0	0	.000	124	0	.000	0	0	0.0	0	0	0	0	0	432	4.3
1942	Gotye	1	0	0	0	.000	0	0	.000	0	0	.000	0	0	0.0	0	0	0	0	0	0	0.0
2023	Grandison, Jacob	36	571	55	136	.404	32	95	.337	16	18	.889	15	73	2.0	48	19	36	14	2	158	4.4
1946-47	Gray, Irving	25	0	12	0	.000	0	0	.000	6	0	.000	0	0	0.0	0	0	0	0	0	30	1.2
1976-79	Gray, Steve	88	967	76	169	.450	0	0	.000	71	84	.845	0	64	0.7	119	132	124	0	0	223	2.5
2022	Griffin, AJ	39	938	146	269	.493	71	159	.447	42	53	.792	29	152	3.9	38	25	42	20	22	405	10.4
1950-52	Groat, Dick	82	0	682	1669	.409	0	0	.000	522	710	.735	0	229	2.8	229	0	290	0	0	1886	23.0
1942	Gross, Robert	2	0	1	0	.000	0	0	.000	1	0	.000	0	0	0.0	0	0	0	0	0	3	1.5
1946	Hackett	4	0	3	0	.000	0	0	.000	0	0	.000	0	0	0.0	0	0	0	0	0	6	1.5
2011-14	Hairston, Josh	121	1139	97	220	.441	0	3	.000	56	87	.644	89	186	1.5	27	52	215	16	14	250	2.1
1977	Hall, Cameron	27	418	47	94	.500	0	0	.000	22	39	.564	0	56	2.1	20	30	71	0	0	116	4.3
1996	Hall, Jeremy	10	14	1	2	.500	0	0	.000	2	2	1.000	1	1	0.1	1	0	0	0	0	4	0.4
1962	Hamilton, Roger	3	0	1	3	.333	0	0	.000	0	0	.000	0	0	0.0	0	0	1	0	0	2	0.7
1977-79	Hardy, Rob	28	79	10	21	.476	0	0	.000	2	5	.400	0	12	0.4	5	6	21	0	0	22	0.8
1944	Harner, Harry	25	0	63	0	.000	0	0	.000	34	0	.000	0	0	0.0	0	0	0	0	0	160	6.4
1978-79	Harrell, John	63	1206	92	185	.497	0	0	.000	47	62	.758	0	53	0.8	98	64	111	0	0	231	3.7
1956-58	Harris, Bobby Joe	75	0	288	768	.375	0	0	.000	168	225	.747	0	253	3.4	0	0	200	0	0	744	9.9
1962-64	Harrison, Buzzy	83	0	284	589	.482	0	0	.000	107	150	.713	0	267	3.2	0	0	137	0	0	675	8.1
1964	Harscher, Frank	15	0	8	21	.381	0	0	.000	7	8	.875	0	5	0.3	0	0	5	0	0	23	1.5
1996-99	Heaps, Jay	30	69	2	6	.333	1	2	.500	3	10	.300	2	7	0.2	13	9	14	4	1	8	0.3
1940	Heath, John	1	0	0	0	.000	0	0	.000	0	0	.000	0	0	0.0	0	0	0	0	0	0	0.0
1983-86	Henderson, David	128	3325	586	1208	.485	9	33	.273	389	554	.702	0	513	4.0	263	327	332	151	10	1570	12.3
2007-09	Henderson, Gerald	103	2607	456	995	.458	69	210	.329	281	398	.706	124	435	4.2	182	191	179	101	69	1262	12.3
1987-90	Henderson, Phil	115	2886	510	1053	.484	128	320	.400	249	320	.778	130	330	2.9	217	246	225	129	20	1397	12.1
1938	Hendrickson, Abe	20	0	9	0	.000	0	0	.000	10	0	.000	0	0	0.0	0	0	0	0	0	28	1.4
1963-65	Herbster, Ron	85	0	98	225	.436	0	0	.000	85	123	.691	0	105	1.2	0	0	79	0	0	281	3.3
1937	Herrick, Albert	21	0	30	0	.000	0	0	.000	20	0	.000	0	0	0.0	0	0	0	0	0	80	3.8
1961-63	Heyman, Art	79	0	713	1580	.451	0	0	.000	558	853	.654	0	865	10.9	0	0	214	0	0	1984	25.1
1949	Hibbitts, Harold	18	0	19	0	.000	0	0	.000	9	0	.000	0	0	0.0	0	0	0	0	0	47	2.6
1991-94	Hill, Grant	129	3922	745	1400	.532	44	117	.376	390	559	.698	203	769	6.0	461	319	316	218	133	1924	14.9
1990-93	Hill, Thomas	141	3462	590	1137	.519	95	246	.386	319	443	.720	174	488	3.5	177	189	264	194	49	1594	11.3
1938-40	Hobgood, Lang	18	0	7	0	.000	0	0	.000	5	0	.000	0	0	0.0	0	0	0	0	0	19	1.1
1973-76	Hodge, Willie	102	0	463	906	.511	0	0	.000	191	263	.726	0	605	5.9	100	0	287	0	0	1117	11.0
1937-38	Hoffman, John	45	0	45	0	.000	0	0	.000	30	0	.000	0	0	0.0	0	0	0	0	0	120	2.7
1939-41	Holley, Chuck	69	0	178	0	.000	0	0	.000	75	0	.000	0	0	0.0	0	0	0	0	0	431	6.2
1944	Hollingsworth, Wright	11	0	6	0	.000	0	0	.000	0	0	.000	0	0	0.0	0	0	0	0	0	12	1.1
2014	Hood, Rodney	35	1150	191	412	.464	71	169	.420	109	135	.807	29	138	3.9	75	54	91	25	9	562	16.1
2000-04	Horvath, Nick	133	1193	124	277	.448	30	124	.242	69	111	.622	105	276	2.1	44	66	179	42	45	347	2.6
2022-	Hubbard, Spencer	6	15	0	2	.000	0	1	.000	1	2	.500	0	2	0.3	0	2	3	1	0	1	0.2
1941-43	Hubbell, David	20	0	6	0	.000	0	0	.000	1	0	.000	0	0	0.0	0	0	0	0	0	13	0.7
1948-50	Hughes, Tommy	72	0	179	0	.000	0	0	.000	175	0	.000	0	0	0.0	0	0	58	0	0	533	7.4
1990-93	Hurley, Bobby	140	4802	513	1252	.410	264	652	.405	441	568	.776	54	306	2.2	1076	534	320	202	5	1731	12.4
1959-61	Hurt, Howard	80	0	420	1070	.393	0	0	.000	255	341	.748	0	575	7.2	0	0	205	0	0	1095	13.7
2020-21	Hurt, Matthew	55	1421	274	521	.526	98	233	.421	95	130	.731	84	266	4.8	61	54	134	32	39	741	13.5
1944	Hyde, Henry	25	0	25	0	.000	0	0	.000	3	0	.000	0	0	0.0	0	0	0	0	0	53	2.1
2016	Ingram, Brandon	36	1246	214	484	.442	80	195	.410	116	170	.682	67	244	6.8	71	72	74	40	49	624	17.3
2011	Irving, Kyrie	11	303	55	104	.529	18	39	.462	64	71	.901	6	37	3.4	47	27	23	16	6	192	17.5
1983	Jackman, Bill	27	286	36	91	.396	5	9	.556	10	10	1.000	0	44	1.6	9	19	31	8	1	87	3.2
1968-70	Jackson, Doug	4	0	3	10	.300	0	0	.000	0	0	.000	0	4	1.0	0	0	4	0	0	6	1.5
2017	Jackson, Frank	36	896	133	281	.473	51	129	.395	77	102	.755	23	90	2.5	61	49	85	20	2	394	10.9
1997-01	James, Nate	135	2813	387	818	.473	111	331	.335	231	315	.733	221	500	3.7	147	199	222	147	27	1116	8.3
1962-63	Jamieson, Bob	30	0	19	32	.594	0	0	.000	12	24	.500	0	53	1.8	0	0	48	0	0	50	1.7
1952-54	Janicki, Bernie	83	0	480	1283	.374	0	0	.000	287	429	.669	0	923	11.1	42	0	255	0	0	1247	15.0
1942-43	Jarvis, Camden	3	0	0	0	.000	0	0	.000	1	1	1.000	0	0	0.0	0	0	0	0	0	1	0.3
2013-17	Jefferson, Amile	150	3344	426	687	.620	0	0	.000	277	395	.575	361	944	6.3	142	139	339	88	138	1079	7.2

ALL-TIME PLAYER CAREER STATS

Years	Name	G	Min	FG	FGA	Pct	3PT	3PA	Pct	FT	FTA	Pct	OR	TR	Avg	Ast	TO	PF	Stl	Blk	Pts	Avg
1959-62	Kast, Fred	57	0	102	295	.346	0	0	.000	39	60	.650	0	167	2.9	0	0	66	0	0	243	4.3
1969-71	Katherman, Rick	82	0	447	965	.463	0	0	.000	111	144	.771	0	362	4.4	65	0	186	0	0	1005	12.3
1946	Kaufman	2	0	1	0	.000	0	0	.000	1	0	.000	0	0	0.0	0	0	0	0	0	3	1.5
2022	Keels, Trevor	36	1088	147	351	.419	54	173	.312	65	97	.670	30	124	3.4	98	45	47	44	2	413	11.5
2010-13	Kelly, Ryan	126	2437	314	682	.460	102	269	.379	219	272	.805	141	465	3.7	117	104	237	73	133	949	7.5
2015	Kelly, Sean	10	12	0	1	.000	0	1	.000	0	0	.000	0	0	0.0	2	0	0	0	0	0	0.0
2016-17	Kennard, Luke	73	2275	378	820	.461	143	373	.383	248	286	.867	78	317	4.3	145	87	152	65	19	1147	15.7
1966-68	Kennedy, Joe	62	0	177	429	.413	0	0	.000	100	130	.769	0	265	4.3	0	0	119	0	0	454	7.3
1985-88	King, Billy	135	2825	234	464	.504	0	1	.000	134	280	.479	75	390	2.9	251	180	292	140	45	602	4.5
2008	King, Taylor	34	330	63	152	.414	43	114	.377	17	29	.586	23	68	2.0	14	19	32	11	14	186	5.5
1959-61	Kistler, Doug	81	0	388	864	.449	0	0	.000	156	240	.650	0	756	9.3	0	0	223	0	0	932	11.5
1963-65	Kitching, Brent	61	0	91	210	.433	0	0	.000	53	74	.716	0	103	1.7	0	0	62	0	0	235	3.9
1946-47	Koffenberger, Ed	54	0	280	0	.000	0	0	.000	173	0	.000	0	0	0.0	0	0	0	0	0	733	13.6
1966-68	Kolodziej, Tim	60	0	130	300	.433	0	0	.000	157	207	.758	0	230	3.8	0	0	131	0	0	417	7.0
1988-91	Koubek, Greg	147	2064	252	591	.426	80	214	.374	133	183	.727	125	364	2.5	104	134	213	68	12	717	4.9
1973-75	Kramer, Pete	76	0	338	697	.485	0	0	.000	110	145	.759	0	253	3.3	117	0	166	0	0	786	10.3
1968-70	Kuhlmeier, Ray	29	0	38	91	.418	0	0	.000	15	19	.789	0	30	1.0	17	0	25	0	0	91	3.1
1950-51	Kulpan, Red	58	0	79	130	.608	0	0	.000	69	0	.000	0	0	0.0	0	0	170	0	0	227	3.9
1952-54	Lacy, Rudy	70	0	158	337	.469	0	0	.000	132	194	.680	0	264	3.8	9	0	136	0	0	448	6.4
1989-92	Laettner, Christian	148	4049	834	1452	.574	79	163	.485	713	885	.806	374	1149	7.8	273	398	425	243	145	2460	16.6
1955-58	Lakata, Bob	68	0	156	397	.393	0	0	.000	119	181	.657	0	394	5.8	0	0	155	0	0	431	6.3
1953-55	Lamley, Herky	47	0	91	275	.331	0	0	.000	64	90	.711	0	212	4.5	0	0	76	0	0	246	5.2
1943	Landesberg	7	0	2	0	.000	0	0	.000	1	0	.000	0	0	0.0	0	0	0	0	0	5	0.7
1991-94	Lang, Antonio	135	3020	367	644	.570	0	3	.000	278	422	.659	273	586	4.3	90	198	305	68	106	1012	7.5
1995-99	Langdon, Trajan	136	3922	623	1380	.451	342	802	.426	386	448	.862	106	389	2.9	255	210	282	120	25	1974	14.5
1945	Lapp, Bob	1	0	0	0	.000	0	0	.000	0	0	.000	0	0	0.0	0	0	0	0	0	0	0.0
1943-44	Larkin, Sidney	10	0	5	0	.000	0	0	.000	0	0	.000	0	0	0.0	0	0	0	0	0	10	1.0
1951	Lasseter, Jack	1	0	0	1	.000	0	0	.000	0	0	.000	0	0	0.0	0	0	0	0	0	0	0.0
1950-52	Latimer, Dick	66	0	50	193	.259	0	0	.000	25	49	.510	0	39	0.6	13	0	71	0	0	125	1.9
1939	Lauteres	1	0	0	0	.000	0	0	.000	1	0	.000	0	0	0.0	0	0	0	0	0	1	1.0
1966-68	Lewis, Mike	84	0	543	974	.557	0	0	.000	331	435	.761	0	1051	12.5	0	0	281	0	0	1417	16.9
1965-67	Liccardo, Jim	58	0	49	119	.412	0	0	.000	23	33	.697	0	118	2.0	0	0	27	0	0	121	2.1
1967-69	Lind, Fred	52	0	138	270	.511	0	0	.000	81	114	.711	0	281	5.4	13	0	87	0	0	357	6.9
1980-81	Linney, Larry	39	298	24	74	.324	0	0	.000	31	43	.721	0	49	1.3	4	20	38	22	3	79	2.0
1970-71	Litz, Steve	17	0	13	19	.684	0	0	.000	10	14	.714	0	25	1.5	1	0	13	0	0	36	2.1
2023	Lively II, Dereck	34	700	77	117	.658	2	13	.154	21	35	.600	72	184	5.4	37	23	92	17	82	177	5.2
1942-43	Loftis, Cedric	49	0	210	0	.000	0	0	.000	73	0	.000	0	0	0.0	0	0	0	0	0	493	10.1
1942-47	Loftis, Garland	67	0	169	0	.000	0	0	.000	52	0	.000	0	0	0.0	0	0	0	0	0	390	5.8
2001-05	Love, Reggie	58	404	28	59	.475	0	2	.000	19	36	.528	55	108	1.9	15	19	68	18	13	75	1.3
1949	Lynch, Hal	1	0	0	0	.000	0	0	.000	0	0	.000	0	0	0.0	0	0	0	0	0	0	0.0
1948	Lyons, Pat	21	0	13	0	.000	0	0	.000	6	0	.000	0	0	0.0	0	0	0	0	0	32	1.5
1999	Maggette, Corey	39	691	137	261	.525	29	84	.345	111	155	.716	56	151	3.9	59	80	99	29	15	414	10.6
1977	Mainwaring, Rick	8	20	0	1	.000	0	0	.000	3	4	.750	0	3	0.4	1	3	0	0	0	3	0.4
1946	Major	4	0	2	0	.000	0	0	.000	1	0	.000	0	0	0.0	0	0	0	0	0	5	1.3
1963-64	Mann, Ted	29	0	6	30	.200	0	0	.000	8	15	.533	0	29	1.0	0	0	17	0	0	20	0.7
1957	Marcovecchio, Joe	2	0	0	3	.000	0	0	.000	0	2	.000	0	1	0.5	0	0	3	0	0	0	0.0
1964-66	Marin, Jack	86	0	513	1027	.500	0	0	.000	253	336	.753	0	695	8.1	0	0	219	0	0	1279	14.9
1947-50	Martin, Bill	76	0	85	0	.000	0	0	.000	28	0	.000	0	0	0.0	0	0	9	0	0	198	2.6
1953-56	Mayer, Ronnie	105	0	566	1342	.422	0	0	.000	515	673	.765	0	954	9.1	0	0	347	0	0	1647	15.7
1965	McBride, Elliott	4	0	2	2	1.000	0	0	.000	3	3	1.000	0	0	0.0	0	0	1	0	0	7	1.8
1990-91	McCaffrey, Bill	76	1471	253	538	.470	32	95	.337	153	188	.814	21	95	1.3	105	104	95	59	5	691	9.1
1940-42	McCahan, Bill	58	0	85	0	.000	0	0	.000	49	0	.000	0	0	0.0	0	0	0	0	0	219	3.8
2005-09	McClure, Dave	124	1736	113	235	.481	6	18	.333	46	86	.535	123	379	3.1	79	76	157	86	57	278	2.2
1942-43	McGrane, Arthur	21	0	5	0	.000	0	0	.000	11	0	.000	0	0	0.0	0	0	0	0	0	21	1.0
1965-67	McKaig, Stuart	49	0	23	55	.418	0	0	.000	14	29	.483	0	41	0.8	0	0	37	0	0	60	1.2
1997-98	McLeod, Roshown	69	1649	338	687	.492	71	179	.397	194	262	.740	135	376	5.4	78	125	207	72	60	941	13.6
1981-84	McNeely, Doug	85	1103	88	202	.436	0	0	.000	55	82	.671	0	163	1.9	46	81	166	47	3	231	2.7
2006-07	McRoberts, Josh	69	2047	279	517	.540	10	36	.278	174	262	.664	130	449	6.5	167	131	190	80	128	742	10.8
1982-85	Meagher, Dan	118	2583	275	596	.461	0	0	.000	206	323	.638	0	476	4.0	137	189	334	74	14	756	6.4
2002-03	Means, Andy	17	47	4	9	.444	2	2	1.000	2	4	.500	5	14	0.8	2	3	3	3	0	12	0.7
1992-95	Meek, Erik	121	1877	214	358	.598	0	0	.000	185	322	.575	222	520	4.3	49	100	241	55	73	613	5.1
1971-73	Melchionni, Gary	77	0	305	685	.445	0	0	.000	193	231	.835	0	207	2.7	184	0	127	0	0	803	10.4
2003-06	Melchionni, Lee	117	1649	165	426	.387	111	309	.359	80	121	.661	66	260	2.2	68	67	168	63	14	521	4.5
1943-44	Metzler, Robert	18	0	4	0	.000	0	0	.000	2	0	.000	0	0	0.0	0	0	0	0	0	10	0.6
1960-62	Mewhort, Buzz	71	0	128	274	.467	0	0	.000	90	141	.638	0	225	3.2	0	0	110	0	0	346	4.9
1942-43	Miller, Alex	19	0	9	0	.000	0	0	.000	0	0	.000	0	0	0.0	0	0	0	0	0	18	0.9
1957-58	Miller, Don	39	0	45	121	.372	0	0	.000	27	40	.675	0	63	1.6	0	0	36	0	0	117	3.0
1937-39	Minor, Stoop	37	0	36	0	.000	0	0	.000	20	0	.000	0	0	0.0	0	0	0	0	0	92	2.5
2023-	Mitchell, Mark	35	948	114	243	.469	19	54	.352	71	93	.763	47									



**ALL-TIME PLAYER CAREER STATS**

RECORD BOOK

Years	Name	G	Min	FG	FGA	Pct	3PT	3PA	Pct	FT	FTA	Pct	OR	TR	Avg	Ast	TO	PF	Stl	Blk	Pts	Avg
1942	Nauman, Robert	2	0	1	0	.000	0	0	.000	0	0	.000	0	0	0.0	0	0	0	0	0	2	1.0
1946	Neighborgall	4	0	0	0	.000	0	0	.000	0	0	.000	0	0	0.0	0	0	0	0	0	0	0.0
2005-08	Nelson, DeMarcus	124	3254	473	1015	.466	124	332	.373	266	454	.586	177	606	4.9	222	255	265	145	40	1336	10.8
1984-87	Nessley, Martin	92	731	86	180	.478	0	0	.000	52	83	.627	35	191	2.1	30	55	144	17	53	224	2.4
1956-58	Newcome, Jim	75	0	335	836	.401	0	0	.000	156	256	.609	0	600	8.0	0	0	179	0	0	826	11.0
1994-97	Newton, Greg	107	2006	310	545	.569	0	0	.000	192	315	.610	195	550	5.1	48	118	233	68	98	812	7.6
1977	Northrop, Geoff	12	44	6	14	.429	0	0	.000	5	7	.714	0	8	0.7	2	6	12	0	0	17	1.4
2005	Novick, Tom	2	0	0	0	.000	0	0	.000	0	0	.000	0	0	0.0	0	0	1	0	0	0	0.0
2016-17	Obi, Sean	10	27	1	2	.500	0	0	.000	3	6	.500	6	10	1.0	0	2	8	0	1	5	0.5
2018-20	O'Connell, Alex	101	1264	157	359	.437	73	202	.361	44	62	.710	49	182	1.8	62	67	56	53	6	431	4.3
1973-76	O'Connell, Dave	64	0	74	169	.438	0	0	.000	35	67	.522	0	78	1.2	23	0	79	0	0	183	2.9
1971-72	O'Connor, Richie	47	0	237	543	.436	0	0	.000	170	232	.733	0	236	5.0	90	0	95	0	0	644	13.7
2015	Okafor, Jahlil	38	1143	279	420	.664	0	0	.000	99	194	.510	134	322	8.5	49	95	81	54	29	657	17.3
2014	Ojeleye, Semi	23	143	12	32	.375	0	0	.000	14	18	.778	10	29	1.3	3	5	17	7	4	46	2.0
1937-39	O'Mara, Bob	53	0	93	0	.000	0	0	.000	35	0	.000	0	0	0.0	0	0	0	0	0	221	4.2
1943	Osborn	1	0	1	0	.000	0	0	.000	0	0	.000	0	0	0.0	0	0	0	0	0	2	2.0
2004-07	Pagliuca, Joe	13	21	0	3	.000	0	1	.000	0	0	.000	0	1	1.0	0	0	2	0	0	0	0.0
2014-17	Pagliuca, Nick	29	41	1	9	.111	1	7	.143	1	2	.500	4	10	0.3	3	1	5	1	0	4	0.1
1989-91	Palmer, Crawford	82	670	75	126	.595	0	0	.000	45	70	.643	51	151	1.8	13	48	115	19	32	195	2.4
1937	Parker, Ace	2	0	0	0	.000	0	0	.000	0	0	.000	0	0	0.0	0	0	0	0	0	0	0.0
2014	Parker, Jabari	35	1073	236	499	.473	38	106	.358	160	214	.748	105	306	8.7	41	81	83	37	43	670	19.1
1992-95	Parks, Cherokee	131	3464	629	1142	.551	34	102	.333	351	465	.755	263	874	6.7	103	206	270	93	230	1643	12.5
1938-40	Parsons, Bill	66	0	87	0	.000	0	0	.000	52	0	.000	0	0	0.0	0	0	0	0	0	226	3.4
2006-09	Paulus, Greg	139	3752	376	907	.415	210	527	.398	231	298	.775	55	293	2.1	468	303	310	172	5	1193	8.6
1949	Pergerm, Ernest	16	0	8	0	.000	0	0	.000	8	0	.000	0	0	0.0	0	0	0	0	0	24	1.5
2005-06	Perkins, Ross	11	17	1	3	.333	1	1	1.000	0	0	.000	0	2	0.2	0	1	2	0	0	3	0.3
1996	Perry, Baker	5	5	2	2	1.000	1	1	1.000	1	1	1.000	0	1	0.2	0	0	2	0	0	6	1.2
2010-11	Peters, Casey	17	25	0	0	.000	0	0	.000	0	0	.000	0	4	0.2	0	1	0	1	0	0	0.0
1953	Peters, Tommy	9	0	3	6	.500	0	0	.000	4	6	.667	0	2	0.2	0	0	9	0	0	10	1.1
2013-16	Plumlee, Marshall	124	1778	155	233	.665	1	1	1.000	116	209	.555	199	476	3.8	59	68	192	46	101	427	3.4
2010-13	Plumlee, Mason	141	3641	525	914	.574	2	10	.200	332	569	.583	328	1085	7.7	213	280	347	113	199	1384	9.8
2009-12	Plumlee, Miles	135	2144	262	471	.556	1	1	1.000	125	200	.625	254	654	4.8	44	140	306	64	87	650	4.8
2006-09	Pocius, Martynas	81	532	51	129	.395	19	76	.250	21	26	.808	16	45	0.6	32	43	59	19	1	142	1.8
1937	Podger, Ken	21	0	75	0	.000	0	0	.000	28	0	.000	0	0	0.0	0	0	0	0	0	178	8.5
1948	Poplin, Walt	14	0	31	0	.000	0	0	.000	6	0	.000	0	0	0.0	0	0	0	0	0	68	4.9
1968-70	Posen, John	29	0	28	59	.475	0	0	.000	19	26	.731	0	35	1.2	23	0	26	0	0	75	2.6
1939-41	Price, Glenn	58	0	170	0	.000	0	0	.000	59	0	.000	0	0	0.0	0	0	0	0	0	399	6.9
1995-98	Price, Ricky	112	2509	382	895	.427	90	273	.330	172	252	.683	105	310	2.8	112	174	202	72	18	1026	9.2
2023-	Proctor, Tyrese	36	1058	115	302	.381	47	147	.320	61	70	.871	17	112	3.1	119	58	59	22	4	338	9.4
1961	Raksnis, Charlie	2	0	1	1	1.000	0	0	.000	1	1	1.000	0	1	0.5	0	0	2	0	0	3	1.5
2003-05	Randolph, Shavlik	92	1608	205	405	.506	12	42	.286	158	247	.640	174	394	4.3	56	97	257	70	129	580	6.3
1942	Rauch, Marshall	2	0	1	0	.000	0	0	.000	0	0	.000	0	0	0.0	0	0	0	0	0	2	1.0
1972-74	Redding, Chris	78	0	399	813	.491	0	0	.000	343	425	.807	0	473	6.1	44	0	216	0	0	1141	14.6
2019	Reddish, Cam	36	1068	154	432	.356	89	267	.333	88	114	.772	20	133	3.7	70	96	86	56	21	485	13.5
2003-06	Redick, J.J.	139	4732	825	1906	.433	457	1126	.406	662	726	.912	66	375	2.7	306	296	226	152	9	2769	19.9
2023-	Reeves, Christian	13	42	8	11	.727	0	0	.000	4	6	.667	9	13	1.0	1	3	4	1	0	20	1.5
1965-67	Riedy, Bob	79	0	288	627	.459	0	0	.000	165	233	.708	0	535	6.8	0	0	197	0	0	741	9.4
1953	Riegel, Bill	26	0	147	361	.407	0	0	.000	131	213	.615	0	189	2.4	0	0	93	0	0	425	16.3
1972	Righter, Ron	25	0	59	128	.461	0	0	.000	44	59	.746	0	78	3.1	5	0	36	0	0	162	6.5
1937	Riley, Joe	17	0	17	0	.000	0	0	.000	5	0	.000	0	0	0.0	0	0	0	0	0	39	2.3
2020-	Roach, Jeremy	95	2864	355	833	.426	111	339	.327	159	211	.754	48	225	2.4	288	181	209	79	5	980	10.3
2012	Rivers, Austin	34	1129	174	402	.433	58	159	.365	121	184	.658	21	115	3.4	71	79	76	33	1	527	15.5
1938	Robb, Spencer	18	0	8	0	.000	0	0	.000	2	0	.000	0	0	0.0	0	0	0	0	0	18	1.0
1957-59	Robertson, Jerry	68	0	103	285	.361	0	0	.000	64	122	.525	0	255	3.8	0	0	125	0	0	270	4.0
1946	Robinson, Jack	20	0	17	0	.000	0	0	.000	3	0	.000	0	0	0.0	0	0	0	0	0	37	1.9
2017-20	Robinson, Justin	55	252	32	63	.508	19	47	.404	3	9	.333	9	43	0.8	10	11	32	7	30	86	1.6
1946	Roellke, Bob	22	0	14	0	.000	0	0	.000	9	0	.000	0	0	0.0	0	0	0	0	0	37	1.7
1955-56	Rosenthal, Dick	73	0	20	50	.400	0	0	.000	9	18	.500	0	23	1.0	0	0	5	0	0	49	2.1
1994-97	Rothbaum, Sammy	71	0	123	0	.000	0	0	.000	43	0	.000	0	0	0.0	0	0	0	0	0	289	4.1
1962	Salisbury, Steve	2	0	1	2	.500	0	0	.000	0	1	.000	0	0	0.0	0	0	0	0	0	2	1.0
2000-03	Sanders, Casey	124	1348	117	221	.529	0	0	.000	102	197	.518	150	316	2.5	27	85	238	29	120	336	2.7
1947-49	Sapp, Carl	74	0	94	0	.000	0	0	.000	51	0	.000	0	0	0.0	0	0	0	0	0	239	3.2
1970-71	Saunders, Larry	56	0	191	319	.599	0	0	.000	123	176	.699	0	406	7.3	24	0	145	0	0	505	9.0
2020-22	Savarino, Michael	13	29	4	10	.400	4	9	.444	1	2	.500	2	6	0.5	1	1	2	1	0	13	1.0
1947-50	Scarborough, Dave	70	0	151	0	.000	0	0	.000	94	0	.000	0	0	0.0	0	0	90	0	0	396	5.7
2007-10	Scheyer, Jon	144	4759	586	1442	.406	297	780	.381	608	706	.861	148	522	3.6	440	211	229	208	30	2077	14.4
1961-63	Schmidt, Fred	64	0	176	371	.474	0	0	.000	61	73	.836	0	106	1.7	0	0	71	0	0	413	6.5
1956-58	Schmidt, Paul	67	0	193	425	.454	0	0	.000	173	273	.634	0	409	6.1	0	0	168	0	0	559	8.3
2023-	Schutt, Jaden	14	96	10	28	.357	7	20	.350	2	4	.500	3	15	1.1	6	0	4	1	2	29	2.1

ALL-TIME PLAYER CAREER STATS

Years	Name	G	Min	FG	FGA	Pct	3PT	3PA	Pct	FT	FTA	Pct	OR	TR	Avg	Ast	TO	PF	Stl	Blk	Pts	Avg
1940-42	Spuhler, Raymond	64	0	103	0	.000	0	0	.000	29	0	.000	0	0	0.0	0	0	0	0	0	235	3.7
2020	Stanley, Cassius	29	796	128	270	.474	31	86	.360	77	105	.733	54	141	4.9	30	55	63	20	21	364	12.6
1942-48	Stark, Bill	35	0	33	0	.000	0	0	.000	7	0	.000	0	0	0.0	0	0	0	0	0	73	2.1
2021	Steward, DJ	24	739	113	265	.426	43	126	.341	43	53	.811	28	93	3.9	57	48	29	26	14	312	13.0
1943	Stough, Glenn	9	0	17	0	.000	0	0	.000	11	0	.000	0	0	0.0	0	0	0	0	0	45	5.0
1951	Strauss, Bob	3	0	1	6	.167	0	0	.000	0	2	.000	0	0	0.0	0	0	4	0	0	2	0.7
1985-88	Strickland, Kevin	125	2337	411	827	.497	91	241	.378	182	231	.788	115	374	3.0	119	155	222	84	52	1095	8.8
1978-81	Suddath, Jim	113	1076	105	214	.491	0	0	.000	57	81	.704	0	148	1.3	73	81	132	13	2	267	2.4
1973-75	Suk, Bill	70	0	73	177	.412	0	0	.000	47	66	.712	0	140	2.0	42	0	142	0	0	193	2.8
2013-15	Sulaimon, Rasheed	90	2307	288	695	.414	115	294	.391	211	274	.770	39	244	2.7	184	108	192	73	4	902	10.0
2007	Sutton, Nick	1	2	0	0	.000	0	0	.000	0	0	.000	0	0	0.0	0	0	0	0	0	0	0.0
2001	Sweet, Andre	7	79	13	27	.481	1	5	.200	2	6	.333	8	18	2.6	4	4	6	6	1	29	4.1
1937-39	Swindell, Ed	67	0	207	0	.000	0	0	.000	79	0	.000	0	0	0.0	0	0	0	0	0	493	7.4
2021	Tapé, Patrick	10	47	5	13	.385	0	0	.000	1	4	.250	6	11	1.1	3	4	11	5	2	11	1.1
2017	Tatum, Jayson	29	966	165	365	.452	40	117	.342	118	139	.849	39	213	7.3	62	76	86	39	33	488	16.8
1979-82	Taylor, Vince	120	3530	573	1112	.515	0	0	.000	309	479	.645	0	343	2.9	212	264	326	89	9	1455	12.1
1968-70	Teer, Tim	40	0	53	150	.353	0	0	.000	13	19	.684	0	54	1.4	4	0	35	0	0	119	3.0
1937-39	Thomas, Jim	47	0	45	0	.000	0	0	.000	30	0	.000	0	0	0.0	0	0	0	0	0	120	2.6
2007-10	Thomas, Lance	140	2758	235	448	.525	0	0	.000	177	295	.600	255	508	3.6	64	166	397	77	33	647	4.6
2003-04	Thompson, Michael	19	70	9	16	.563	0	0	.000	9	11	.818	6	9	0.5	0	4	12	1	6	27	1.4
2016	Thornton, Derryck	36	935	94	241	.390	27	83	.325	40	58	.690	10	66	1.8	93	59	76	27	8	255	7.1
2011-14	Thornton, Tyler	139	2590	125	308	.406	89	231	.385	94	121	.777	51	231	1.7	264	118	349	139	6	433	3.1
1955	Thuemmel, Bob	18	0	6	25	.240	0	0	.000	1	9	.111	0	5	0.3	0	0	20	0	0	13	0.7
1963-65	Tison, Hack	85	0	315	617	.511	0	0	.000	169	258	.655	0	583	6.9	0	0	202	0	0	799	9.4
1980-83	Tissaw, Mike	94	1525	75	178	.421	0	0	.000	85	160	.531	0	244	2.6	39	97	166	20	12	235	2.5
2018	Trent, Gary Jr.	37	1253	177	427	.415	97	241	.402	85	97	.876	31	157	4.2	52	38	62	43	5	536	14.5
1954-55	Tobin, Don	36	0	67	193	.347	0	0	.000	46	82	.561	0	121	3.4	0	0	93	0	0	180	5.0
2007	Tormey, Griffin	0	0	0	0	.000	0	0	.000	0	0	.000	0	0	0.0	0	0	0	0	0	0	0.0
2018	Tucker, Jordan	2	14	2	4	.500	1	2	.500	1	2	.500	0	1	0.5	0	2	0	0	0	6	3.0
1953-55	Turner, Hal	58	0	117	337	.347	0	0	.000	24	39	.615	0	52	0.9	0	0	67	0	0	258	4.4
1943-44	Turner, Kenny	25	0	14	0	.000	0	0	.000	7	0	.000	0	0	0.0	0	0	0	0	0	35	1.4
1962	Ulrich, Bill	21	0	34	86	.395	0	0	.000	10	18	.556	0	31	1.5	0	0	35	0	0	78	3.7
1964-66	Vacendak, Steve	84	0	378	877	.431	0	0	.000	197	289	.682	0	358	4.3	0	0	199	0	0	953	11.3
1939-41	Valasek, Cy	66	0	136	0	.000	0	0	.000	65	0	.000	0	0	0.0	0	0	0	0	0	337	5.1
1967-69	Vandenberg, Steve	76	0	239	443	.540	0	0	.000	160	214	.748	0	458	6.0	13	0	178	0	0	638	8.4
1965-67	Verga, Bob	80	0	728	1486	.490	0	0	.000	302	414	.729	0	299	3.7	0	0	195	0	0	1758	22.0
1957-58	Vernon, Bob	49	0	222	540	.411	0	0	.000	94	132	.712	0	156	3.2	0	0	61	0	0	538	11.0
2016-19	Vrankovic, Antonio	49	271	28	47	.596	0	0	.000	18	31	.581	37	78	1.6	18	17	45	3	12	74	1.5
1994-97	Wallace, Carmen	81	927	97	218	.445	29	67	.433	57	78	.731	67	138	1.7	29	46	115	37	27	280	3.5
1947-49	Wallingford, Tom	30	0	15	0	.000	0	0	.000	5	0	.000	0	0	0.0	0	0	0	0	0	35	1.2
1966	Warren, Dick	5	0	0	3	.000	0	0	.000	1	2	.500	0	3	0.6	0	0	1	0	0	1	0.2
1957-59	Watson, Bill	32	0	27	79	.342	0	0	.000	18	29	.621	0	34	1.1	0	0	37	0	0	72	2.3
1959	Wayand, Bob	1	0	0	2	.000	0	0	.000	1	2	.500	0	2	2.0	0	0	1	0	0	1	1.0
1981	Weingart, Jon	6	10	1	4	.250	0	0	.000	0	0	.000	0	1	0.2	1	0	1	0	0	2	0.3
1966-68	Wendelin, Ron	81	0	118	312	.378	0	0	.000	59	98	.602	0	154	1.9	0	0	171	0	0	295	3.6
1982-83	Wendt, Greg	44	366	41	102	.402	0	2	.000	21	36	.583	0	71	1.6	14	22	54	13	0	103	2.3
1970-72	West, Robby	37	0	62	157	.395	0	0	.000	18	28	.643	0	49	1.3	40	0	43	0	0	142	3.8
1941	Wetmore	4	0	3	0	.000	0	0	.000	0	0	.000	0	0	0.0	0	0	0	0	0	6	1.5
2017-20	White, Jack	103	1402	93	242	.384	47	163	.288	46	57	.807	82	307	3.0	57	56	124	52	67	279	2.7
2023	Whitehead, Dariq	28	577	83	197	.421	42	98	.429	23	29	.793	13	68	2.4	27	39	42	21	6	231	8.3
1946	Whiting, Dick	29	0	80	0	.000	0	0	.000	62	0	.000	0	0	0.0	0	0	0	0	0	222	7.7
1981	Whitted, Gordon	11	17	0	1	.000	0	0	.000	0	2	.000	0	2	0.2	1	4	2	3	0	0	0.0
1946	Williams	3	0	1	0	.000	0	0	.000	1	0	.000	0	0	0.0	0	0	0	0	0	3	1.0
1980-82	Williams, Allen	73	833	85	174	.489	0	0	.000	47	75	.627	0	128	1.8	16	52	107	7	16	217	3.0
2009	Williams, Elloit	34	563	56	127	.441	9	36	.250	23	46	.500	29	77	2.3	23	29	58	21	1	144	4.2
2000-02	Williams, Jason	108	3572	713	1575	.453	313	797	.393	340	507	.671	89	395	3.7	644	424	253	235	14	2079	19.3
2020-22	Williams, Mark	62	1264	262	372	.704	0	1	.000	78	118	.661	146	393	6.3	52	56	114	32	142	602	9.7
2003-06	Williams, Shelden	139	3903	687	1202	.572	4	12	.333	550	796	.691	447	1262	9.1	119	321	432	161	422	1928	13.9
1983-86	Williams, Weldon	73	369	52	97	.536	0	0	.000	22	37	.595	0	81	1.1	11	28	54	7	4	126	1.7
1962-63	Williamson, Scott	18	0	3	13	.231	0	0	.000	5	6	.833	0	15	0.8	0	0	3	0	0	11	0.6
2019	Williamson, Zion	33	990	296	435	.680	24	71	.338	130	203	.640	116	293	8.9	68	78	68	70	59	746	22.6
1940-41	Winkin, John	2	0	0	0	.000	0	0	.000	0	0	.000	0	0	0.0	0	0	0	0	0	0	0.0
2015	Winslow, Justise	39	1135	173	356	.486	46	110	.418	100	156	.641	49	252	6.5	82	71	108	52	34	492	12.6
1995-98	Wojciechowski, Steve	128	3263	198	517	.383	141	387	.364	150	205	.732	74	291	2.3	505	202	287	203	0	687	5.4
1938	Wood, Bob	2	0	0	0	.000	0	0	.000	1	0	.000	0	0	0.0	0	0	0	0	0	1	0.5
2020-22	Worthington, Keenan	11	28	2	4	.500	0	0	.000	2	6	.333	6	14	1.3	0	0	2	0	0	6	0.5
1944	Wright, Bill	26	0	129	0	.000	0	0	.000	38	0	.000	0	0	0.0	0	0	0	0	0	296	11.4
1970-72	Yarbrough, Stu	51	0	93	175	.531	0	0	.000	91	125	.728	0	116	2.3	21	0	71	0	0	277	5.4
1948-51	York, Scotty	98	0	154	328	.470	0	0	.000	103	83	1.241	0	0	0.0	0	0	96	0	0	411	4.2
1947-50</																						



**1,000-POINT SCORERS**

**1. J.J. REDICK (6-4 • GUARD • ROANOKE, VA.)**

2,769

Year	GP	MP	FG	FGA	Pct.	3FG	3FGA	Pct.	FT	FTA	Pct.	Reb	Avg	Pts	PPG
02-03	33	1013	149	361	.413	95	238	.399	102	111	.919	81	2.5	495	15.0
03-04	37	1151	172	407	.423	102	258	.395	143	150	.953	115	3.1	589	15.9
04-05	33	1231	202	495	.408	121	300	.403	196	209	.938	108	3.3	721	21.8
05-06	36	1336	302	643	.470	139	330	.421	221	256	.863	71	2.0	964	26.8
<b>Totals</b>	<b>139</b>	<b>4732</b>	<b>825</b>	<b>1906</b>	<b>.433</b>	<b>457</b>	<b>1126</b>	<b>.406</b>	<b>662</b>	<b>726</b>	<b>.912</b>	<b>375</b>	<b>2.7</b>	<b>2769</b>	<b>19.9</b>

**2. JOHNNY DAWKINS (6-2 • GUARD • WASHINGTON D.C.)**

2,556

Year	GP	MP	FG	FGA	Pct.	3FG	3FGA	Pct.	FT	FTA	Pct.	Reb	Avg	Pts	PPG
82-83	28	1002	207	414	.500	19	54	.352	73	107	.682	115	4.1	506	18.1
83-84	34	1306	263	547	.481	-	-	-	133	160	.831	138	4.1	659	19.4
84-85	31	1117	225	455	.495	-	-	-	132	166	.795	141	4.5	582	18.8
85-86	40	1324	331	603	.549	-	-	-	147	181	.812	142	3.6	809	20.2
<b>Total</b>	<b>133</b>	<b>4749</b>	<b>1026</b>	<b>2019</b>	<b>.508</b>	<b>19</b>	<b>54</b>	<b>.352</b>	<b>485</b>	<b>614</b>	<b>.790</b>	<b>536</b>	<b>4.0</b>	<b>2556</b>	<b>19.2</b>

**3. CHRISTIAN LAETTNER (6-11 • CENTER • ANGOLA, N.Y.)**

2,460

Year	GP	MP	FG	FGA	Pct.	3FG	3FGA	Pct.	FT	FTA	Pct.	Reb	Avg	Pts	PPG
88-89	36	608	115	159	.723	1	1	1.000	88	121	.727	170	4.7	319	8.9
89-90	38	1135	194	380	.511	6	12	.500	225	269	.836	364	9.6	619	16.3
90-91	39	1178	271	471	.575	18	53	.340	21	263	.802	340	8.7	771	19.8
91-92	35	1128	254	442	.575	54	97	.557	189	232	.815	275	7.9	751	21.5
<b>Total</b>	<b>148</b>	<b>4048</b>	<b>834</b>	<b>1452</b>	<b>.574</b>	<b>79</b>	<b>163</b>	<b>.485</b>	<b>713</b>	<b>885</b>	<b>.806</b>	<b>1149</b>	<b>7.8</b>	<b>2460</b>	<b>16.6</b>

**4. KYLE SINGLER (6-8 • FORWARD • MEDFORD, ORE.)**

2,392

Year	GP	MP	FG	FGA	Pct.	3FG	3FGA	Pct.	FT	FTA	Pct.	Reb	Avg	Pts	PPG
07-08	34	972	159	348	.457	51	150	.340	82	106	.774	198	5.8	451	13.3
08-09	37	1193	208	472	.441	69	180	.383	124	174	.713	284	7.7	609	16.5
09-10	40	1436	228	550	.415	85	213	.399	166	208	.798	280	7.0	707	17.7
10-11	37	1286	219	509	.430	62	193	.321	125	155	.806	253	6.8	625	16.9
<b>Totals</b>	<b>148</b>	<b>4887</b>	<b>814</b>	<b>1879</b>	<b>.433</b>	<b>267</b>	<b>736</b>	<b>.363</b>	<b>497</b>	<b>643</b>	<b>.773</b>	<b>1015</b>	<b>6.9</b>	<b>2392</b>	<b>16.2</b>

**5. MIKE GMINSKI (6-11 • CENTER • MONROE, CONN.)**

2,323

Year	GP	MP	FG	FGA	Pct.	3FG	3FGA	Pct.	FT	FTA	Pct.	Reb	Avg	Pts	PPG
76-77	27	938	175	340	.515	-	-	-	64	91	.703	289	10.7	414	15.3
77-78	32	1011	246	450	.547	-	-	-	148	176	.841	319	10.0	640	20.0
78-79	30	1024	218	420	.519	-	-	-	129	177	.729	275	9.2	565	18.8
79-80	33	1184	262	487	.538	-	-	-	180	214	.841	359	10.9	704	21.3
<b>Totals</b>	<b>122</b>	<b>4157</b>	<b>901</b>	<b>1697</b>	<b>.531</b>	<b>-</b>	<b>-</b>	<b>-</b>	<b>521</b>	<b>658</b>	<b>.792</b>	<b>1242</b>	<b>10.2</b>	<b>2323</b>	<b>19.0</b>

**6. DANNY FERRY (6-10 • FORWARD • BOWIE, MD.)**

2,155

Year	GP	MP	FG	FGA	Pct.	3FG	3FGA	Pct.	FT	FTA	Pct.	Reb	Avg	Pts	PPG
85-86	40	912	91	198	.460	-	-	-	54	86	.628	221	5.5	236	5.9
86-87	33	1096	172	383	.449	25	63	.397	92	109	.844	256	7.8	461	14.0
87-88	35	1138	247	519	.476	38	109	.349	135	163	.828	266	7.6	667	19.1
88-89	35	1162	300	575	.522	45	106	.425	146	193	.756	260	7.4	791	22.6
<b>Totals</b>	<b>143</b>	<b>4307</b>	<b>810</b>	<b>1675</b>	<b>.484</b>	<b>108</b>	<b>278</b>	<b>.388</b>	<b>427</b>	<b>551</b>	<b>.775</b>	<b>1003</b>	<b>7.0</b>	<b>2155</b>	<b>15.1</b>

**7. MARK ALARIE (6-8 • FORWARD • SCOTTSDALE, ARIZ.)**

2,136

Year	GP	MP	FG	FGA	Pct.	3FG	3FGA	Pct.	FT	FTA	Pct.	Reb	Avg	Pts	PPG
82-83	28	785	130	263	.494	0	2	.000	104	128	.813	18	-6.5	364	13.0
83-84	34	1129	230	400	.575	-	-	-	134	176	.761	245	7.2	594	17.5
84-85	31	935	206	352	.585	-	-	-	80	101	.792	158	5.1	492	15.9
85-86	40	1193	262	490	.535	-	-	-	162	197	.822	249	6.2	686	17.2
<b>Totals</b>	<b>133</b>	<b>4042</b>	<b>828</b>	<b>1505</b>	<b>.550</b>	<b>0</b>	<b>2</b>	<b>.000</b>	<b>480</b>	<b>602</b>	<b>.797</b>	<b>833</b>	<b>6.3</b>	<b>2136</b>	<b>16.1</b>

**8. GENE BANKS (6-7 • FORWARD • PHILADELPHIA, PA.)**

2,079

Year	GP	MP	FG	FGA	Pct.	3FG	3FGA	Pct.	FT	FTA	Pct.	Reb	Avg	Pts	PPG
77-78	34	1135	238	451	.528	-	-	-	105	146	.719	292	8.6	581	17.1
78-79	30	1057	175	353	.496	-	-	-	79	126	.627	255	8.5	429	14.3
79-80	33	1160	212	404	.525	-	-	-	146	183	.798	254	7.7	570	17.3
80-81	27	933	202	350	.577	-	-	-	95	134	.709	184	6.8	499	18.5
<b>Totals</b>	<b>124</b>	<b>4285</b>	<b>827</b>	<b>1558</b>	<b>.531</b>	<b>-</b>	<b>-</b>	<b>-</b>	<b>425</b>	<b>589</b>	<b>.722</b>	<b>985</b>	<b>7.9</b>	<b>2079</b>	<b>16.8</b>

**8. JASON WILLIAMS (6-2 • GUARD • PLAINFIELD, N.J.)**

2,079

Year	GP	MP	FG	FGA	Pct.	3FG	3FGA	Pct.	FT	FTA	Pct.	Reb	Avg	Pts	PPG
99-00	34	1157	179	427	.419	73	206	.354	61	89	.685	143	4.2	492	14.5
00-01	39	1240	285	603	.473	132	309	.427	139	211	.659	128	3.3	841	21.6
01-02	35	1175	249	545	.457	108	282	.383	140	207	.676	124	3.5	746	21.3
<b>Totals</b>	<b>108</b>	<b>3572</b>	<b>713</b>	<b>1575</b>	<b>.453</b>	<b>313</b>	<b>797</b>	<b>.393</b>	<b>340</b>	<b>507</b>	<b>.671</b>	<b>395</b>	<b>3.7</b>	<b>2079</b>	<b>19.3</b>

**10. JON SCHEYER (6-5 • GUARD • NORTHBROOK, ILL.)**

2,077

Year	GP	MP	FG	FGA	Pct.	3FG	3FGA	Pct.	FT	FTA	Pct.	Reb	Avg	Pts	PPG
06-07	33	1112	113	284	.398	61	167	.365	115	136	.846	110	3.3	402	12.2
07-08	34	963	115	259	.444	47	121	.388	120	135	.889	134	3.9	397	11.7
08-09	37	1214	146	368	.397	79	205	.385	179	214	.836	134	3.6	550	14.9
09-10	40	1470	212	531	.399	110	287	.383	194	221	.878	144	3.6	728	18.2
<b>Totals</b>	<b>144</b>	<b>4759</b>	<b>586</b>	<b>1442</b>	<b>.406</b>	<b>297</b>	<b>780</b>	<b>.381</b>	<b>608</b>	<b>706</b>	<b>.861</b>	<b>522</b>	<b>3.6</b>	<b>2077</b>	<b>14.4</b>

**11. JIM SPANARKEL (6-5 • GUARD • JERSEY CITY, N.J.)**

2,012

Year	GP	MP	FG	FGA	Pct.	3FG	3FGA	Pct.	FT	FTA	Pct.	Reb	Avg	Pts	PPG
75-76	23	-	120	219	.548	-	-	-	67	97	.691	101	4.4	307	13.3
76-77	27	1019	172	331	.520	-	-	-	175	209	.837	147	5.4	519	19.2
77-78	34	1195	244	460	.530	-	-	-	220	255	.863	116	3.4	708	20.8
78-79	30	1084	188	364	.516	-	-	-	102	139	.734	90	3.0	478	15.9
<b>Totals</b>	<b>114</b>	<b>-</b>	<b>724</b>	<b>1374</b>	<b>.527</b>	<b>-</b>	<b>-</b>	<b>-</b>	<b>564</b>	<b>700</b>	<b>.806</b>	<b>454</b>	<b>4.0</b>	<b>2012</b>	<b>17.6</b>

**12. GRAYSON ALLEN (6-5 • GUARD • JACKSONVILLE, FLA.)**

1,996

Year	GP	MP	FG	FGA	Pct.	3FG	3FGA	Pct.	FT	FTA	Pct.	Reb	Avg	Pts	PPG
14-15	35	322													

1,000-POINT SCORERS

**24. RONNIE MAYER (6-4 • FORWARD • AVALON, PA.)** 1,647

Year	GP	MP	FG	FGA	Pct.	3FG	3FGA	Pct.	FT	FTA	Pct.	Reb	Avg	Pts	PPG
52-53	25	-	40	101	.369	-	-	-	58	83	.699	121	4.8	138	5.5
53-54	27	-	114	280	.407	-	-	-	121	153	.791	265	9.8	349	12.9
54-55	28	-	217	509	.426	-	-	-	173	229	.755	348	12.4	607	21.7
55-56	25	-	195	452	.431	-	-	-	163	208	.784	220	8.8	553	22.1
<b>Totals</b>	<b>105</b>	<b>-</b>	<b>566</b>	<b>1342</b>	<b>.422</b>	<b>-</b>	<b>-</b>	<b>-</b>	<b>515</b>	<b>673</b>	<b>.765</b>	<b>954</b>	<b>9.1</b>	<b>1647</b>	<b>15.7</b>

**25. CHEROKEE PARKS (6-11 • CENTER • HUNTINGTON BEACH, CALIF.)** 1,643

Year	GP	MP	FG	FGA	Pct.	3FG	3FGA	Pct.	FT	FTA	Pct.	Reb	Avg	Pts	PPG
91-92	34	435	60	105	.571	0	0	-	50	69	.725	81	2.4	170	5.0
92-93	32	899	161	247	.652	0	0	-	72	100	.720	220	6.9	394	12.3
93-94	34	1038	186	347	.536	3	17	.176	115	149	.772	284	8.4	490	14.4
94-95	31	1091	222	443	.501	31	85	.365	114	147	.776	289	9.3	589	19.0
<b>Totals</b>	<b>131</b>	<b>3463</b>	<b>629</b>	<b>1142</b>	<b>.551</b>	<b>34</b>	<b>102</b>	<b>.333</b>	<b>351</b>	<b>465</b>	<b>.755</b>	<b>874</b>	<b>6.7</b>	<b>1643</b>	<b>12.5</b>

**26. JEFF CAPEL (6-4 • GUARD • FAYETTEVILLE, N.C.)** 1,601

Year	GP	MP	FG	FGA	Pct.	3FG	3FGA	Pct.	FT	FTA	Pct.	Reb	Avg	Pts	PPG
93-94	34	899	109	238	.458	32	76	.421	42	64	.656	93	2.7	292	8.6
94-95	31	912	144	323	.446	63	147	.460	36	56	.643	84	2.7	387	12.5
95-96	31	1083	185	492	.376	73	221	.330	71	93	.763	122	3.9	514	16.6
96-97	33	880	142	309	.460	52	119	.437	72	116	.621	91	2.8	408	12.4
<b>Totals</b>	<b>129</b>	<b>3774</b>	<b>580</b>	<b>1362</b>	<b>.426</b>	<b>220</b>	<b>553</b>	<b>.398</b>	<b>221</b>	<b>329</b>	<b>.672</b>	<b>390</b>	<b>3.0</b>	<b>1601</b>	<b>12.4</b>

**27. DANIEL EWING (6-4 • GUARD • MISSOURI CITY, TEXAS)** 1,595

Year	GP	MP	FG	FGA	Pct.	3FG	3FGA	Pct.	FT	FTA	Pct.	Reb	Avg	Pts	PPG
01-02	35	638	80	167	.479	32	70	.457	35	51	.686	78	2.2	227	6.5
02-03	33	920	126	293	.430	42	105	.400	101	123	.821	104	3.2	395	12.0
03-04	37	1131	151	362	.417	74	180	.411	92	124	.742	96	2.6	468	12.6
04-05	33	1138	181	424	.427	69	199	.347	74	107	.692	104	3.2	505	15.3
<b>Totals</b>	<b>138</b>	<b>3827</b>	<b>538</b>	<b>1246</b>	<b>.432</b>	<b>217</b>	<b>554</b>	<b>.392</b>	<b>302</b>	<b>405</b>	<b>.746</b>	<b>382</b>	<b>2.8</b>	<b>1595</b>	<b>11.6</b>

**28. THOMAS HILL (6-5 • GUARD • LANCASTER, TEXAS)** 1,594

Year	GP	MP	FG	FGA	Pct.	3FG	3FGA	Pct.	FT	FTA	Pct.	Reb	Avg	Pts	PPG
89-90	34	430	46	89	.517	3	7	.429	22	35	.629	74	2.2	117	3.4
90-91	39	908	164	297	.552	21	52	.404	101	136	.743	142	3.6	450	11.5
91-92	36	1102	196	367	.534	47	91	.407	96	125	.768	121	3.4	525	14.6
92-93	32	1022	184	384	.479	34	96	.354	100	147	.680	151	4.7	502	15.7
<b>Totals</b>	<b>141</b>	<b>3462</b>	<b>590</b>	<b>1137</b>	<b>.519</b>	<b>95</b>	<b>246</b>	<b>.386</b>	<b>319</b>	<b>443</b>	<b>.720</b>	<b>488</b>	<b>3.5</b>	<b>1594</b>	<b>11.3</b>

**29. QUINN COOK (6-2 • GUARD • WASHINGTON, D.C.)** 1,571

Year	GP	MP	FG	FGA	Pct.	3FG	3FGA	Pct.	FT	FTA	Pct.	Reb	Avg	Pts	PPG
11-12	33	387	47	116	.405	14	56	.250	38	49	.776	34	1.0	146	4.4
12-13	36	1208	151	363	.416	55	140	.393	64	73	.877	138	3.8	421	11.7
13-14	35	1042	137	317	.432	65	175	.371	67	81	.827	76	2.2	406	11.6
14-15	39	1396	199	439	.453	102	258	.395	98	110	.891	131	3.4	598	15.3
<b>Totals</b>	<b>143</b>	<b>4033</b>	<b>534</b>	<b>1235</b>	<b>.432</b>	<b>236</b>	<b>629</b>	<b>.375</b>	<b>267</b>	<b>313</b>	<b>.853</b>	<b>379</b>	<b>2.7</b>	<b>1571</b>	<b>11.0</b>

**30. DAVID HENDERSON (6-5 • GUARD • DREWRY, N.C.)** 1,570

Year	GP	MP	FG	FGA	Pct.	3FG	3FGA	Pct.	FT	FTA	Pct.	Reb	Avg	Pts	PPG
82-83	28	697	100	238	.420	9	33	.273	45	64	.703	120	4.3	254	9.1
83-84	33	878	153	318	.481	-	-	-	140	193	.725	109	3.3	446	13.5
84-85	28	660	116	233	.498	-	-	-	85	137	.620	98	3.5	317	11.3
85-86	39	1090	217	419	.518	-	-	-	119	160	.744	186	4.8	553	14.2
<b>Totals</b>	<b>128</b>	<b>2447</b>	<b>586</b>	<b>1208</b>	<b>.485</b>	<b>9</b>	<b>33</b>	<b>.273</b>	<b>389</b>	<b>554</b>	<b>.702</b>	<b>513</b>	<b>4.0</b>	<b>1570</b>	<b>12.3</b>

**31. CARLOS BOOZER (6-9 • CENTER • JUNEAU, ALASKA)** 1,506

Year	GP	MP	FG	FGA	Pct.	3FG	3FGA	Pct.	FT	FTA	Pct.	Reb	Avg	Pts	PPG
99-00	34	807	164	267	.614	0	0	-	115	155	.742	213	6.3	443	13.0
00-01	32	820	160	265	.604	0	0	-	105	146	.719	208	6.5	425	13.3
01-02	35	993	230	346	.665	0	1	.000	178	236	.754	303	8.7	638	18.2
<b>Totals</b>	<b>101</b>	<b>2620</b>	<b>554</b>	<b>878</b>	<b>.631</b>	<b>0</b>	<b>1</b>	<b>.000</b>	<b>398</b>	<b>537</b>	<b>.741</b>	<b>724</b>	<b>7.2</b>	<b>1506</b>	<b>14.9</b>

**T32. VINCE TAYLOR (6-5 • GUARD • LEXINGTON, KY.)** 1,455

Year	GP	MP	FG	FGA	Pct.	3FG	3FGA	Pct.	FT	FTA	Pct.	Reb	Avg	Pts	PPG
78-79	30	361	49	90	.544	-	-	-	17	31	.548	31	1.0	115	3.8
79-80	33	1104	138	289	.478	-	-	-	73	108	.675	69	2.1	349	10.6
80-81	30	1028	169	341	.496	-	-	-	104	169	.615	110	3.7	442	14.7
81-82	27	1037	217	419	.518	-	-	-	115	171	.673	133	4.9	549	20.3
<b>Totals</b>	<b>120</b>	<b>3530</b>	<b>573</b>	<b>1139</b>	<b>.503</b>	<b>-</b>	<b>-</b>	<b>-</b>	<b>309</b>	<b>479</b>	<b>.645</b>	<b>343</b>	<b>2.9</b>	<b>1455</b>	<b>12.1</b>

**T32. CHRIS CARRAWELL (6-6 • FORWARD • ST. LOUIS, MO.)** 1,455

Year	GP	MP	FG	FGA	Pct.	3FG	3FGA	Pct.	FT	FTA	Pct.	Reb	Avg	Pts	PPG
96-97	31	503	72	125	.576	0	2	.000	27	47	.574	97	3.1	171	5.5
97-98	32	710	121	251	.482	14	38	.368	66	103	.641	117	3.7	322	10.1
98-99	39	1116	144	317	.454	19	55	.345	79	137	.577	188	4.9	386	9.9
99-00	34	1212	205	422	.486	29	77	.377	137	176	.778	206	6.1	576	16.9
<b>Totals</b>	<b>136</b>	<b>3541</b>	<b>542</b>	<b>1115</b>	<b>.486</b>	<b>62</b>	<b>172</b>	<b>.360</b>	<b>309</b>	<b>463</b>	<b>.667</b>	<b>608</b>	<b>4.5</b>	<b>1455</b>	<b>10.8</b>

**34. MIKE LEWIS (6-7 • CENTER • MISSOULA, MONT.)** 1,417

Year	GP	MP	FG	FGA	Pct.	3FG	3FGA	Pct.	FT	FTA	Pct.	Reb	Avg	Pts	PPG
65-66	30	-	161	271	.595	-	-	-	84	112	.750	329	11.0	406	13.9
66-67	26	-	152	285	.533	-	-	-	99	126	.786	320	12.3	403	15.5
67-68	28	-	230	418	.550	-	-	-	148	197	.751	402	14.4	608	21.7
<b>Totals</b>	<b>84</b>	<b>-</b>	<b>543</b>	<b>974</b>	<b>.557</b>	<b>-</b>	<b>-</b>	<b>-</b>	<b>331</b>	<b>435</b>	<b>.761</b>	<b>1051</b>	<b>12.5</b>	<b>1417</b>	<b>16.9</b>

**35. PHIL HENDERSON (6-5 • GUARD • UNIVERSITY PARK, ILL.)** 1,397

Year	GP	MP	FG	FGA	Pct.	3FG	3FGA	Pct.	FT	FTA	Pct.	Reb	Avg	Pts	PPG
86-87	8	94	20	36	.556	9	13	.692	9	15	.600	6	0.8	58	7.3
87-88	34	561	72	168	.429	11	41	.268	44	60	.733	59	1.7	199	5.9
88-89	36	1066	167	318	.525	29	75	.387	94	123	.764	124	3.4	457	12.7
89-90	37	1165	251	531	.473	79	191	.414	102	122	.836	141	3.8	683	18.5
<b>Totals</b>	<b>115</b>	<b>2885</b>	<b>510</b>	<b>1053</b>	<b>.484</b>	<b>128</b>	<b>320</b>	<b>.400</b>	<b>249</b>	<b>320</b>	<b>.778</b>	<b>330</b>	<b>2.9</b>	<b>1397</b>	<b>12.1</b>

**36. SETH CURRY (6-2 • GUARD • CHARLOTTE, N.C.)** 1,394

Year	GP	MP	FG	FGA	Pct.	3FG	3FGA	Pct.	FT	FTA	Pct.	Reb	Avg	Pts	PPG
10-11	37	924	101	239	.42										



**1,000-POINT SCORERS**

**47. GREG PAULUS (6-1 • GUARD • SYRACUSE, N.Y.) 1,193**

Year	GP	MP	FG	FGA	Pct.	3FG	3FGA	Pct.	FT	FTA	Pct.	Reb	Avg	Pts	PPG
05-06	36	1163	72	193	.373	22	70	.314	76	97	.784	101	2.8	242	6.7
06-07	33	1068	130	285	.456	68	151	.450	61	81	.753	73	2.2	389	11.8
07-08	34	943	118	279	.423	83	196	.423	67	81	.827	73	2.1	386	11.4
08-09	36	578	56	150	.373	37	110	.336	27	39	.692	46	1.3	176	4.9
<b>Totals</b>	<b>139</b>	<b>3752</b>	<b>376</b>	<b>907</b>	<b>.415</b>	<b>210</b>	<b>527</b>	<b>.398</b>	<b>231</b>	<b>298</b>	<b>.775</b>	<b>293</b>	<b>2.1</b>	<b>1193</b>	<b>8.6</b>

**48. TOMMY AMAKER (6-0 • GUARD • FALLS CHURCH, VA.) 1,168**

Year	GP	MP	FG	FGA	Pct.	3FG	3FGA	Pct.	FT	FTA	Pct.	Reb	Avg	Pts	PPG
83-84	34	1235	103	203	.507	-	-	-	48	57	.842	82	2.4	254	7.5
84-85	31	1047	96	214	.449	-	-	-	61	79	.772	69	2.2	253	8.2
85-86	40	1209	101	225	.449	-	-	-	53	70	.757	80	2.0	255	6.4
86-87	33	1175	156	348	.448	44	103	.427	50	62	.806	77	2.3	406	12.3
<b>Totals</b>	<b>138</b>	<b>4666</b>	<b>456</b>	<b>990</b>	<b>.461</b>	<b>44</b>	<b>103</b>	<b>.427</b>	<b>212</b>	<b>268</b>	<b>.791</b>	<b>308</b>	<b>2.2</b>	<b>1168</b>	<b>8.5</b>

**49. CARROLL YOUNGKIN (6-6 • FORWARD • WINSTON-SALEM, N.C.) 1,154**

Year	GP	MP	FG	FGA	Pct.	3FG	3FGA	Pct.	FT	FTA	Pct.	Reb	Avg	Pts	PPG
58-59	25	-	136	266	.512	-	-	-	127	212	.600	277	11.1	399	15.9
59-60	28	-	131	246	.533	-	-	-	113	208	.543	278	9.9	375	13.4
60-61	28	-	146	253	.577	-	-	-	88	152	.578	274	9.8	380	13.6
<b>Totals</b>	<b>81</b>	<b>-</b>	<b>413</b>	<b>765</b>	<b>.540</b>	<b>-</b>	<b>-</b>	<b>-</b>	<b>328</b>	<b>572</b>	<b>.573</b>	<b>829</b>	<b>10.2</b>	<b>1154</b>	<b>14.2</b>

**50. LUKE KENNARD (6-6 • GUARD • FRANKLIN, OHIO) 1,147**

Year	GP	MP	FG	FGA	Pct.	3FG	3FGA	Pct.	FT	FTA	Pct.	Reb	Avg	Pts	PPG
15-16	36	961	141	335	.421	55	172	.320	88	99	.889	129	3.6	425	11.8
16-17	37	1314	237	485	.489	88	201	.438	160	187	.856	188	5.1	722	19.5
<b>Totals</b>	<b>73</b>	<b>2275</b>	<b>378</b>	<b>820</b>	<b>.461</b>	<b>143</b>	<b>373</b>	<b>.383</b>	<b>248</b>	<b>286</b>	<b>.867</b>	<b>389</b>	<b>4.3</b>	<b>1147</b>	<b>15.7</b>

**51. CHRIS REDDING (6-10 • CENTER • BETHESDA, MD.) 1,141**

Year	GP	MP	FG	FGA	Pct.	3FG	3FGA	Pct.	FT	FTA	Pct.	Reb	Avg	Pts	PPG
71-72	26	-	124	265	.468	-	-	-	137	172	.779	165	6.3	385	14.7
72-73	26	-	158	296	.534	-	-	-	124	147	.844	167	6.4	440	16.9
73-74	26	-	117	252	.464	-	-	-	82	105	.781	141	5.4	316	12.2
<b>Totals</b>	<b>78</b>	<b>-</b>	<b>399</b>	<b>813</b>	<b>.491</b>	<b>-</b>	<b>-</b>	<b>-</b>	<b>343</b>	<b>424</b>	<b>.802</b>	<b>473</b>	<b>6.1</b>	<b>1141</b>	<b>14.6</b>

**52. BOB FLEISCHER (6-8 • FORWARD • YOUNGSTOWN, OHIO) 1,139**

Year	GP	MP	FG	FGA	Pct.	3FG	3FGA	Pct.	FT	FTA	Pct.	Reb	Avg	Pts	PPG
72-73	26	-	100	190	.526	-	-	-	85	108	.787	221	8.5	285	11.0
73-74	26	-	163	312	.522	-	-	-	81	107	.757	323	12.4	407	15.7
74-75	26	-	178	287	.620	-	-	-	91	118	.771	273	10.5	447	17.2
<b>Totals</b>	<b>78</b>	<b>-</b>	<b>441</b>	<b>789</b>	<b>.559</b>	<b>-</b>	<b>-</b>	<b>-</b>	<b>257</b>	<b>333</b>	<b>.772</b>	<b>817</b>	<b>10.5</b>	<b>1139</b>	<b>14.6</b>

**53. ALAA ABDELNABY (6-10 • CENTER • BLOOMFIELD, N.J.) 1,137**

Year	GP	MP	FG	FGA	Pct.	3FG	3FGA	Pct.	FT	FTA	Pct.	Reb	Avg	Pts	PPG
86-87	29	191	47	81	.580	0	0	-	12	23	.522	50	1.7	106	3.7
87-88	34	320	61	123	.496	0	0	-	44	63	.698	67	2.0	166	4.9
88-89	33	531	123	194	.634	0	0	-	47	67	.701	125	3.8	293	8.9
89-90	38	947	217	350	.620	0	0	-	138	178	.775	252	6.6	572	15.1
<b>Totals</b>	<b>134</b>	<b>2017</b>	<b>448</b>	<b>748</b>	<b>.599</b>	<b>0</b>	<b>0</b>	<b>-</b>	<b>241</b>	<b>331</b>	<b>.728</b>	<b>494</b>	<b>3.7</b>	<b>1137</b>	<b>8.5</b>

**54. WILLIE HODGE (6-9 • CENTER • SAN ANTONIO, TEXAS) 1,117**

Year	GP	MP	FG	FGA	Pct.	3FG	3FGA	Pct.	FT	FTA	Pct.	Reb	Avg	Pts	PPG
72-73	23	-	47	87	.529	-	-	-	31	40	.775	79	3.4	125	5.3
73-74	26	-	101	212	.476	-	-	-	38	60	.633	131	5.0	240	9.2
74-75	26	-	126	243	.519	-	-	-	44	61	.721	185	7.1	296	11.4
75-76	27	-	189	364	.519	-	-	-	78	102	.765	210	7.8	456	16.9
<b>Totals</b>	<b>102</b>	<b>-</b>	<b>463</b>	<b>906</b>	<b>.511</b>	<b>-</b>	<b>-</b>	<b>-</b>	<b>191</b>	<b>263</b>	<b>.726</b>	<b>605</b>	<b>5.9</b>	<b>1117</b>	<b>11.0</b>

**55. NATE JAMES (6-6 • GUARD/FORWARD • WASHINGTON, D.C.) 1,116**

Year	GP	MP	FG	FGA	Pct.	3FG	3FGA	Pct.	FT	FTA	Pct.	Reb	Avg	Pts	PPG
96-97	17	144	15	36	.417	5	16	.313	11	20	.550	34	2.0	46	2.7
97-98	6	41	6	14	.429	2	4	.500	7	9	.778	9	1.5	21	3.5
98-99	39	573	69	152	.454	15	52	.288	43	65	.662	102	2.6	196	5.0
99-00	34	970	136	290	.469	46	122	.377	55	77	.714	153	4.5	373	11.0
00-01	39	1085	161	326	.494	43	137	.313	115	144	.799	202	5.2	480	12.3
<b>Totals</b>	<b>135</b>	<b>2813</b>	<b>387</b>	<b>818</b>	<b>.473</b>	<b>111</b>	<b>331</b>	<b>.335</b>	<b>231</b>	<b>315</b>	<b>.733</b>	<b>500</b>	<b>3.7</b>	<b>1116</b>	<b>8.3</b>

**56. HOWARD HURT (6-3 • GUARD • BECKLEY, W.V.) 1,095**

Year	GP	MP	FG	FGA	Pct.	3FG	3FGA	Pct.	FT	FTA	Pct.	Reb	Avg	Pts	PPG
58-59	24	-	134	379	.354	-	-	-	108	140	.760	197	8.9	376	15.7
59-60	28	-	146	355	.411	-	-	-	84	104	.800	238	8.5	376	13.4
60-61	28	-	140	336	.417	-	-	-	63	97	.649	140	5.0	343	12.3
<b>Totals</b>	<b>80</b>	<b>-</b>	<b>420</b>	<b>1070</b>	<b>.393</b>	<b>-</b>	<b>-</b>	<b>-</b>	<b>255</b>	<b>341</b>	<b>.748</b>	<b>575</b>	<b>7.2</b>	<b>1095</b>	<b>13.7</b>

**56. KEVIN STRICKLAND (6-5 • GUARD • MT. AIRY, N.C.) 1,095**

Year	GP	MP	FG	FGA	Pct.	3FG	3FGA	Pct.	FT	FTA	Pct.	Reb	Avg	Pts	PPG
84-85	27	252	49	84	.583	-	-	-	10	17	.588	36	1.3	108	4.0
85-86	32	243	29	78	.372	-	-	-	9	13	.692	37	1.2	67	2.1
86-87	31	806	120	261	.460	36	92	.391	79	97	.814	143	4.6	355	11.5
87-88	35	1036	213	404	.527	55	149	.369	84	104	.808	158	4.5	565	16.1
<b>Totals</b>	<b>125</b>	<b>2338</b>	<b>411</b>	<b>827</b>	<b>.497</b>	<b>91</b>	<b>241</b>	<b>.378</b>	<b>182</b>	<b>231</b>	<b>.788</b>	<b>374</b>	<b>3.0</b>	<b>1095</b>	<b>8.8</b>

**58. CHRIS COLLINS (6-3 • GUARD • NORTHBROOK, ILL.) 1,091**

Year	GP	MP	FG	FGA	Pct.	3FG	3FGA	Pct.	FT	FTA	Pct.	Reb	Avg	Pts	PPG
92-93	29	367	56	139	.403	37	85	.435	20	32	.625	33	1.1	169	5.8
93-94	34	1055	110	275	.400	76	202	.376	45	63	.714	68	2.0	341	10.0
94-95	28	450	36	121	.298	17	73	.233	20	26	.769	31	1.1	109	3.9
95-96	29	1002	155	332	.467	79	179	.441	83	115	.722	111	3.8	472	16.3
<b>Totals</b>	<b>120</b>	<b>2874</b>	<b>357</b>	<b>867</b>	<b>.412</b>	<b>209</b>	<b>539</b>	<b>.388</b>	<b>168</b>	<b>236</b>	<b>.712</b>	<b>243</b>	<b>2.0</b>	<b>1091</b>	<b>9.1</b>

**59. AMILE JEFFERSON (6-9 • FORWARD • PHILADELPHIA, PA.) 1,079**

Year	GP	MP	FG	FGA	Pct.	3FG	3FGA	Pct.	FT	FTA	Pct.	Reb	Avg	Pts	PPG
12-13	32	405	51	94	.543	0	0	.000	25	41	.610	92	2.9	127	4.0
13-14	35	796	94	146	.644	0	0	.000	40	81	.494	240	6.9	228	6.5
14-15	39	831	94	149	.631	0	0	.000	51	92	.554	226	5.8	239	6.1
15-16	9	273	41	60	.683	0	0	.000	21	38	.553	93	10.3	103	11.4
16-17	35	1039	146	238	.613	0	0	.000							





### ALL-TIME RESULTS

Year-by-Year Record	168-169
All-Time Results	170-186
Series Records	187-196
Duke vs. Conferences	197
Duke Dominance	198



**YEAR-BY-YEAR RECORD**

ALL-TIME RESULTS

Year	Overall	Conference	Conference	AP	Coaches	Postseason	Head Coach	Captain(s)
	W-L	W-L	Tournament Finish	Poll	Poll	Results		
1905-06	2-3	---	---	---	---	---	W.W. Cap Card	Thad G. Stem
1906-07	4-2	---	---	---	---	---	W.W. Cap Card	Thad G. Stem
1907-08	2-3	---	---	---	---	---	W.W. Cap Card	Bill Lilly
1908-09	8-1	---	---	---	---	---	W.W. Cap Card	Emsley Armfield
1909-10	4-4	---	---	---	---	---	W.W. Cap Card	Paul Kiker
1910-11	4-3	---	---	---	---	---	W.W. Cap Card	Henry G. "Bull" Hedrick
1911-12	6-1	---	---	---	---	---	W.W. Cap Card	Claude Brinn
1912-13	11-8	---	---	---	---	---	Joseph E. Brinn	Claude Brinn
1913-14	12-9	---	---	---	---	---	Noble L. Clay	Beal Siler
1914-15	10-10	---	---	---	---	---	Noble L. Clay	William A. "Shag" Thorne
1915-16	9-11	---	---	---	---	---	Bob Doak	Linville K. "Hip" Martin
1916-17	20-4	---	---	---	---	---	Chick Doak	Linville K. "Hip" Martin
1917-18	10-5	---	---	---	---	---	Chick Doak	Earl Long
1918-19	6-5	---	---	---	---	---	Henry P. Cole	Henry P. Cole (player-coach)
1919-20	10-4	---	---	---	---	---	Walter J. Rothensies	Loyd B. Hathaway
1920-21	9-6	---	---	---	---	---	Floyd Egan	Loyd B. Hathaway
1921-22	6-12	---	---	---	---	---	James Baldwin	Oscar L. Richardson
1922-23	15-7	---	---	---	---	---	Jesse S. Burbage	James Simpson
1923-24	19-6	---	---	---	---	---	Jesse S. Burbage	Everett Spikes
1924-25	4-9	---	---	---	---	---	George Buchheit	Ed Bullock
1925-26	8-12	---	---	---	---	---	George Buchheit	Pete Moss
1926-27	4-10	---	---	---	---	---	George Buchheit	Marshall Butler
1927-28	9-5	---	---	---	---	---	George Buchheit	Doug Kelley
1928-29	12-8	5-4	Finalist	---	---	---	Eddie Cameron	Coke Candler
1929-30	18-2	9-1	Finalist	---	---	---	Eddie Cameron	Bo Farley, Harry Councilor
1930-31	14-7	5-4	Round of Eight	---	---	---	Eddie Cameron	Joe Croson, George Rogers
1931-32	14-11	6-5	Semifinalist	---	---	---	Eddie Cameron	John Shaw
1932-33	17-5	7-3	Finalist	---	---	---	Eddie Cameron	Appointed each game
1933-34	18-6	9-4	Finalist	---	---	---	Eddie Cameron	James Thompson, Herb Thompson, Phil Weaver
1934-35	18-8	10-4	Semifinalist	---	---	---	Eddie Cameron	Sam Bell
1935-36	20-6	4-5	Quarterfinalist	---	---	---	Eddie Cameron	Charles Kunkle
1936-37	15-8	11-6	Quarterfinalist	---	---	---	Eddie Cameron	Ken Podger
1937-38	15-9	9-5	Champion	---	---	---	Eddie Cameron	Fred Edwards, John Hoffman
1938-39	10-12	8-8	Quarterfinalist	---	---	---	Eddie Cameron	Ed Swindell, Bob O'Mara
1939-40	19-7	13-2	Finalist	---	---	---	Eddie Cameron	Bill Parsons
1940-41	14-8	8-4	Champion	---	---	---	Eddie Cameron	Tom Connelly, Glen Price
1941-42	22-2	15-1	Champion	---	---	---	Eddie Cameron	Ray Spuhler
1942-43	20-6	12-1	Finalist	---	---	---	Gerry Gerard	
1943-44	13-13	4-2	Champion	---	---	---	Gerry Gerard	
1944-45	13-9	6-1	Finalist	---	---	---	Gerry Gerard	
1945-46	21-6	12-2	Champion	---	---	---	Gerry Gerard	Ed Koffenberger
1946-47	19-8	10-4	Quarterfinalist	---	---	---	Gerry Gerard	Ed Koffenberger, John Seward
1947-48	17-12	8-6	Finalist	---	---	---	Gerry Gerard	Doug Ausbon
1948-49	13-9	5-7	---	---	---	---	Gerry Gerard	Ben Collins, Dick Gordon
1949-50	15-15	9-7	Finalist	---	---	---	Gerry Gerard	Corren Youmans, Tommy Hughes
1950-51	20-13	13-6	Finalist	---	---	---	Harold Bradley	Scott York
1951-52	24-6	13-3	Finalist	12th	---	---	Harold Bradley	Dick Groat
1952-53	17-8	12-4	Quarterfinalist	---	---	---	Harold Bradley	Bernie Janicki, Rudy D'Emilio, Rudy Lacy
1953-54	21-6	9-1 (1st)	Semifinalist	15th	20th	---	Harold Bradley	Bernie Janicki, Rudy D'Emilio
1954-55	20-8	11-3 (2nd)	Finalist	---	---	NCAA First Round	Harold Bradley	Joe Belmont, Ronnie Mayer
1955-56	19-7	10-4 (T3rd)	Semifinalist	17th	18th	---	Harold Bradley	Joe Belmont
1956-57	13-11	8-6 (3rd)	Quarterfinalist	---	---	---	Harold Bradley	
1957-58	18-7	11-3 (1st)	Semifinalist	10th	13th	---	Harold Bradley	Bobby Joe Harris, Jim Newcome
1958-59	13-12	7-7 (T3rd)	Semifinalist	---	---	---	Harold Bradley	Jerry Robertson, Marty Joyce
1959-60	17-11	7-7 (4th)	Champion	18th	15th	NCAA Elite Eight	Vic Bugas	Howard Hurt
1960-61	22-6	10-4 (3rd)	Finalist	10th	9th	---	Vic Bugas	Howard Hurt
1961-62	20-5	11-3 (2nd)	Semifinalist	10th	13th	---	Vic Bugas	Buzz Mewhort, Art Heyman
1962-63	27-3	14-0 (1st)	Champion	2nd	2nd	NCAA Third Place	Vic Bugas	Art Heyman
1963-64	26-5	13-1 (1st)	Champion	3rd	4th	NCAA Finalist	Vic Bugas	Jeff Mullins
1964-65	20-5	11-3 (1st)	Finalist	10th	9th	---	Vic Bugas	Denny Ferguson
1965-66	26-4	12-2 (1st)	Champion	2nd	2nd	NCAA Third Place	Vic Bugas	Steve Vacendak
1966-67	18-9	9-3 (2nd)	Finalist	---	19th	NIT	Vic Bugas	Bob Verga
1967-68	22-6	11-3 (2nd)	Semifinalist	10th	11th	NIT	Vic Bugas	Mike Lewis
1968-69	15-13	8-6 (T3rd)	Finalist	---	---	---	Vic Bugas	Dave Golden, Steve Vandenberg

**YEAR-BY-YEAR RECORD**

Year	Overall W-L	ACC W-L	ACC Tournament Finish	AP Poll	Coaches Poll	Postseason Results	Head Coach	Captain(s)
1969-70	17-9	8-6 (4th)	Quarterfinalist	---	---	NIT	Bucky Waters	Larry Saunders
1970-71	20-10	9-5 (3rd)	Quarterfinalist	---	---	NIT Fourth Place	Bucky Waters	Larry Saunders
1971-72	14-12	6-6 (T4th)	Semifinalist	---	---	---	Bucky Waters	Pat Doughty, Gary Melchionni, Alan Shaw
1972-73	12-14	4-8 (T4th)	Quarterfinalist	---	---	---	Bucky Waters	Gary Melchionni, Alan Shaw
1973-74	10-16	2-10 (7th)	Quarterfinalist	---	---	---	Neill McGeachy	Kevin Billerman
1974-75	13-13	2-10 (T6th)	Quarterfinalist	---	---	---	Bill Foster	Kevin Billerman, Bob Fleischer
1975-76	13-14	3-9 (7th)	Quarterfinalist	---	---	---	Bill Foster	Terry Chili, Willie Hodge
1976-77	14-13	2-10 (T6th)	Quarterfinalist	---	---	---	Bill Foster	Tate Armstrong, Mark Crow
1977-78	27-7	8-4 (2nd)	Champion	7th	9th	NCAA Finalist	Bill Foster	Jim Spanarkel
1978-79	22-8	9-3 (T1st)	Finalist	11th	7th	NCAA Second Round	Bill Foster	Jim Spanarkel
1979-80	24-9	7-7 (T5th)	Champion	14th	16th	NCAA Elite Eight	Bill Foster	Bob Bender, Mike Gminski
1980-81	17-13	6-8 (T5th)	Quarterfinalist	---	---	NIT	Mike Krzyzewski	Gene Banks, Kenny Dennard
1981-82	10-17	4-10 (T6th)	Quarterfinalist	---	---	---	Mike Krzyzewski	Vince Taylor
1982-83	11-17	3-11 (7th)	Quarterfinalist	---	---	---	Mike Krzyzewski	Tom Emma, Chip Engelland
1983-84	24-10	7-7 (T3rd)	Finalist	14th	14th	NCAA Second Round	Mike Krzyzewski	Richard Ford, Doug McNeely
1984-85	23-8	8-6 (T4th)	Semifinalist	10th	12th	NCAA Second Round	Mike Krzyzewski	Jay Bryan, Dan Meagher
1985-86	37-3	12-2 (1st)	Champion	1st	1st	NCAA Finalist	Mike Krzyzewski	Johnny Dawkins, David Henderson
1986-87	24-9	9-5 (3rd)	Quarterfinalist	17th	---	NCAA Sweet 16	Mike Krzyzewski	Tommy Amaker
1987-88	28-7	9-5 (3rd)	Champion	5th	5th	NCAA Semifinalist	Mike Krzyzewski	Billy King, Kevin Strickland
1988-89	28-8	9-5 (T2nd)	Finalist	9th	7th	NCAA Semifinalist	Mike Krzyzewski	Danny Ferry, Quin Snyder
1989-90	29-9	9-5 (2nd)	Quarterfinalist	15th	14th	NCAA Finalist	Mike Krzyzewski	Robert Brickley
1990-91	32-7	11-3 (1st)	Finalist	6th	6th	NCAA Champion	Mike Krzyzewski	Clay Buckley, Greg Koubek
1991-92	34-2	14-2 (1st)	Champion	1st	1st	NCAA Champion	Mike Krzyzewski	Brian Davis, Christian Laettner
1992-93	24-8	10-6 (T3rd)	Quarterfinalist	10th	10th	NCAA Second Round	Mike Krzyzewski	Thomas Hill, Bobby Hurley
1993-94	28-6	12-4 (1st)	Semifinalist	6th	6th	NCAA Finalist	Mike Krzyzewski	Marty Clark, Grant Hill, Antonio Lang
1994-95	13-18	2-14 (9th)	Quarterfinalist	---	---	---	Mike Krzyzewski, Pete Gaudet*	Kenny Blakeney, Erik Meek, Cherokee Parks
1995-96	18-13	8-8 (T4th)	Quarterfinalist	---	---	NCAA First Round	Mike Krzyzewski	Jeff Capel, Chris Collins
1996-97	24-9	12-4 (1st)	Quarterfinalist	8th	8th	NCAA Second Round	Mike Krzyzewski	Jeff Capel, Greg Newton, Carmen Wallace
1997-98	32-4	15-1 (1st)	Finalist	3rd	5th	NCAA Elite Eight	Mike Krzyzewski	Trajan Langdon, Roshown McLeod, Steve Wojciechowski
1998-99	37-2	16-0 (1st)	Champion	1st	2nd	NCAA Finalist	Mike Krzyzewski	Trajan Langdon
1999-00	29-5	15-1 (1st)	Champion	1st	4th	NCAA Sweet 16	Mike Krzyzewski	Shane Battier, Chris Carrawell, Nate James
2000-01	35-4	13-3 (T1st)	Champion	1st	1st	NCAA Champion	Mike Krzyzewski	Shane Battier, Nate James, J.D. Simpson
2001-02	31-4	13-3 (2nd)	Champion	1st	1st	NCAA Sweet 16	Mike Krzyzewski	Carlos Boozer, Mike Dunleavy, Jason Williams
2002-03	26-7	11-5 (T2nd)	Champion	7th	9th	NCAA Sweet 16	Mike Krzyzewski	Chris Duhon, Nick Horvath, Dahntay Jones
2003-04	31-6	13-3 (1st)	Finalist	6th	2nd	NCAA Semifinalist	Mike Krzyzewski	Chris Duhon, Daniel Ewing, Nick Horvath
2004-05	27-6	11-5 (3rd)	Champion	3rd	7th	NCAA Sweet 16	Mike Krzyzewski	Daniel Ewing, Reggie Love, J.J. Redick
2005-06	32-4	14-2 (1st)	Champion	1st	7th	NCAA Sweet 16	Mike Krzyzewski	Sean Dockery, Lee Melchionni, J.J. Redick, Shelden Williams
2006-07	22-11	8-8 (T6th)	First Rd.	---	---	NCAA First Round	Mike Krzyzewski	Josh McRoberts, DeMarcus Nelson, Greg Paulus
2007-08	28-6	13-3 (2nd)	Semifinalist	9th	16th	NCAA Second Round	Mike Krzyzewski	DeMarcus Nelson
2008-09	30-7	11-5 (T2nd)	Champion	6th	11th	NCAA Sweet 16	Mike Krzyzewski	Gerald Henderson, Greg Paulus, Jon Scheyer
2009-10	35-5	13-3 (T1st)	Champion	3rd	1st	NCAA Champion	Mike Krzyzewski	Jon Scheyer, Lance Thomas
2010-11	32-5	13-3 (2nd)	Champion	3rd	7th	NCAA Sweet 16	Mike Krzyzewski	Kyle Singler, Nolan Smith
2011-12	27-7	13-3 (2nd)	Semifinalist	8th	14th	NCAA Second Round	Mike Krzyzewski	Ryan Kelly, Miles Plumlee
2012-13	30-6	14-4 (2nd)	Quarterfinalist	6th	5th	NCAA Elite Eight	Mike Krzyzewski	Seth Curry, Ryan Kelly, Mason Plumlee
2013-14	26-9	13-5 (3rd)	Finalist	8th	16th	NCAA Second Round	Mike Krzyzewski	Tyler Thornton, Josh Hairston, Rodney Hood
2014-15	35-4	15-3 (2nd)	Semifinalist	4th	1st	NCAA Champion	Mike Krzyzewski	Quinn Cook, Amile Jefferson
2015-16	25-11	11-7 (T5th)	Quarterfinalist	19th	18th	NCAA Sweet 16	Mike Krzyzewski	Amile Jefferson, Matt Jones, Marshall Plumlee
2016-17	28-9	11-7 (T5th)	Champion	7th	13th	NCAA Second Round	Mike Krzyzewski	Amile Jefferson, Matt Jones
2017-18	29-8	13-5 (2nd)	Semifinalist	9th	4th	NCAA Elite Eight	Mike Krzyzewski	Grayson Allen
2018-19	32-6	14-4 (3rd)	Champion	1st	4th	NCAA Elite Eight	Mike Krzyzewski	Javin DeLaurier, Jack White
2019-20	25-6	15-5 (T2nd)	Quarterfinalist**	11th	8th	---	Mike Krzyzewski	Javin DeLaurier, Tre Jones, Justin Robinson, Jack White
2020-21	13-11	9-9 (10th)	Quarterfinalist***	---	---	---	Mike Krzyzewski	None
2021-22	32-7	16-4 (1st)	Finalist	9th	3rd	NCAA Semifinalist	Mike Krzyzewski	Joey Baker, Wendell Moore Jr.
2022-23	27-9	14-6 (T3rd)	Champion	12th	18th	NCAA Second Round	Jon Scheyer	Jeremy Roach

\* - Mike Krzyzewski coached the first 12 games before leaving the team after back surgery and exhaustion. Pete Gaudet coached the final 19 games as interim head coach. Coaching records reflect this situation. Duke moved from the Southern Conference to the Atlantic Coast Conference prior to the 1953-54 season.

\*\* - Postseason canceled due to COVID-19 pandemic

\*\*\* - Duke reached the ACC Tournament quarterfinals before having to withdraw due to the University's COVID-19 protocols



**ALL-TIME RESULTS**

ALL-TIME RESULTS

**1905-06**

Record: 2-3

Head Coach: W.W. "Cap" Card

Date	Opponent	Site	Result
M 2	Wake Forest	H	L 10 24
M 16	Wake Forest	A	L 5 15
	Trinity Park	U	W 28 18
	Trinity Park	U	L 16 19
	Trinity Park	U	W 19 13

**1906-07**

Record: 4-2

Head Coach: W.W. "Cap" Card

Date	Opponent	Site	Result
	Trinity Park	U	W 24 1
	Wake Forest	U	L 6 8
	Littleton HS	U	W 62 1
	Trinity Park	U	W 38 6
	Guilford	U	W 20 1
	Wake Forest	U	L 5 22

**1907-08**

Record: 2-3

Head Coach: W.W. "Cap" Card

Date	Opponent	Site	Result
	Trinity Park	U	W 24 1
	Littleton HS	U	W 42 10
	Wake Forest	U	L 11 20
	Wake Forest	U	L 11 20
	Littleton HS	U	L 3 11
	Portsmouth YMCA	U	W 31 10

**1908-09**

Record: 8-1

Head Coach: W.W. "Cap" Card

Date	Opponent	Site	Result
	Trinity Park	U	W 38 5
	Winston YMCA	U	W 19 16
	Charlotte YMCA	U	W 25 22
	Winston YMCA	U	W 44 3
	Wake Forest	U	W 22 14
	Wake Forest	U	L 5 30
	Davidson	U	W 22 8
	Durham YMCA	U	W 34 4
	Durham YMCA	U	W 31 3

**1909-10**

Record: 4-4

Head Coach: W.W. "Cap" Card

Date	Opponent	Site	Result
	Guilford	U	L 8 25
	Charlotte	U	W 14 13
	Charlotte	U	L 12 17
	Statesville	U	W 12 8
	Furman	U	W 85 5
	Wake Forest	U	L 18 26
	Columbus YMCA	U	L 15 34
	Portsmouth YMCA	U	W 46 18

**1910-11**

Record: 4-3

Head Coach: W.W. "Cap" Card

Date	Opponent	Site	Result
	Charlotte YMCA	U	L 27 28
	Charlotte YMCA	U	L 21 28
	Charlotte	U	W 54 12
	Charlotte	U	W 39 17
	Tennessee	U	W 51 25
	VMI	U	W 52 17
	Virginia	U	L 18 24

**1911-12**

Record: 6-1

Head Coach: W.W. "Cap" Card

Date	Opponent	Site	Result
D 13	Elon	U	W 47 12
J 11	William & Mary	U	W 52 16
F 1	Guilford	U	W 14 12
F 9	NC State	U	W 31 28
F 16	Virginia Tech	U	W 37 32
F 21	Virginia Christian	U	W 69 9
F 24	NC State	U	L 13 26

**1912-13**

Record: 11-8

Head Coach: J.E. Brinn

Date	Opponent	Site	Result
	Durham YMCA	H	L 13 28
	Asheville YMCA	A	W 29 27
	Asheville YMCA	A	L 16 21
	Wofford	A	W 47 12
	Charlotte YMCA	A	L 25 28
	Charlotte YMCA	A	W 21 10
	Durham YMCA	H	W 28 25
	Elon	H	W 46 12
	Washington & Lee	A	L 15 90
	VMI	A	L 10 28
	Virginia	A	L 12 33
	Georgetown	A	L 22 31
	Catholic	A	L 27 55
	Emory & Henry	H	W 36 15
	NC State	A	W 22 18
	Wake Forest	H	W 25 10
	Wake Forest	A	W 16 15
	Virginia Tech	H	W 23 16
	NC State	H	W 32 14

**1913-14**

Record: 12-9

Head Coach: Noble L. Clay

Date	Opponent	Site	Result	
	Elon	H	W 30 15	
D 15	Elon	A	L 23 25	
	Asheville YMCA	A	W 20 19	
	Asheville YMCA	A	L 22 32	
	Wofford	A	W 50 15	
	Charlotte YMCA	A	L 31 32	
	Charlotte YMCA	A	L 26 28	
	Durham YMCA	H	L 24 27	
	South Carolina	H	W 46 13	
	Charlotte YMCA	H	W 61 13	
	Roanoke	H	W 42 15	
	Durham YMCA	A	L 19 31	
F 10	Virginia	N	L 21 51	
F 11	Raleigh YMCA	A	W 23 19	
F 12	Wake Forest	A	L 23 31	
F 13	Greensboro YMCA	A	W 30 22	
F 14	Guilford	A	L 8 35	
	NC State	H	W 35 21	
	Guilford	H	W 24 15	
	Wake Forest	H	W 28 14	
	NC State	10T	H	W 33 25

**1914-15**

Record: 10-10

Head Coach: Noble L. Clay

Date	Opponent	Site	Result
	VMI	U	L 15 33
	Roanoke	U	L 19 31
	Guilford	U	W 43 25
	Virginia	N	L 24 51
	NC State	U	W 46 27
	Guilford	U	W 58 36
	Elon	U	L 16 17
	Elon	U	L 16 18
	Virginia	A	L 18 52
	Washington & Lee	A	L 22 31
	Durham YMCA	H	W 18 15
	Durham YMCA	H	W 28 16
	Virginia Tech	U	L 19 29
	Statesville AC	U	W 33 30
	Charleston YMCA	U	W 46 37
	Charleston YMCA	U	L 25 27
	Wake Forest	U	W 28 27
	Carson-Newman	U	W 70 4
	Wake Forest	U	L 12 23
	NC State	U	W 28 17

**1915-16**

Record: 9-11

Head Coach: Bob Doak

Date	Opponent	Site	Result
D 10	Durham YMCA	H	W 37 24
D 17	Davidson	A	L 23 27
D 18	Charlotte YMCA	A	W 34 30
D 19	Asheville YMCA	A	L 25 32
D 20	Asheville YMCA	A	W 42 37
D 21	Statesville	A	L 28 31

J 13	Statesville	H	W 45 13
J 20	Elon	H	W 37 22
	Wake Forest	H	L 26 28
F 8	Cardinal A.C.	A	L 28 45
F 9	Washington & Lee	A	L 19 33
F 10	VMI	A	L 20 34
F 11	Virginia	A	L 31 34
F 15	Davidson	H	W 38 22
F 19	Elon	A	L 19 23
F 23	NC State	H	W 31 24
F 25	Wake Forest	A	L 28 40
F 26	NC State	A	L 25 27
F 29	Guilford	H	W 61 28

One game missing (1-0 record)

**1916-17**

Record: 20-4

Head Coach: Chick Doak

Date	Opponent	Site	Result	
	Durham YMCA	U	W 35 13	
	Durham YMCA	U	W 48 31	
	Statesville AC	U	W 58 11	
	Charlotte YMCA	U	W 41 25	
	Charlotte YMCA	U	W 37 20	
	Asheville YMCA	U	W 48 24	
	Asheville YMCA	U	W 31 26	
	High Point AC	U	W 63 19	
	Church Hill AC	U	W 72 16	
	Elon	U	W 33 21	
	Wake Forest	U	W 39 20	
	Elon	U	W 33 29	
	Stetson	U	L 37 43	
	Davidson	U	W 32 26	
	NC State	U	W 32 24	
	Washington & Lee	U	L 18 20	
	VMI	U	W 31 29	
	Staunton Military	U	W 27 24	
	Virginia	A	W 37 34	
	Georgetown	U	W 36 24	
	Catholic	U	L 24 26	
	NC State	U	L 14 16	
	VMI	U	W 42 24	
	NC State	FORFEIT	U	W 2 0

**1917-18**

Record: 10-5

Head Coach: Chick Doak

Date	Opponent	Site	Result
	NC State	U	W 35 26
	Guilford	U	W 40 32
	Emory & Henry	U	W 75 27
	NC State	U	L 18 28
	VMI	U	L 26 51
	Washington & Lee	U	W 24 16
	Staunton Military	U	L 28 29
	Virginia	A	W 32 25
	Elon	U	W 22 11
	Guilford	U	W 28 21
	Elon	U	W 40 27
	Davidson	U	W 30 24
	NC State	U	L 10 15

Two games missing (1-1 record)

**1918-19**

Record: 6-5

Head Coach: H.P. Cole

Date	Opponent	Site	Result
J 17	Durham YMCA	H	W 39 34
J 24	Wake Forest	H	W 41 20
F 4	NC State	A	L 18 28
F 6	Guilford	H	W 47 19
F 11	NC State	H	W 22 19
F 14	Elon	A	W 12 5
F 15	Guilford	A	W 27 18
F 18	Davidson	H	L 19 20
F 24	Virginia	A	L 16 47
F 25	Washington & Lee	A	L 17 38
F 26	VMI	A	L 19 32

**1919-20**

Record: 10-4

Head Coach: W.J. Rothensies

Date	Opponent	Site	Result
D 12	Durham YMCA	H	W 26 19
J 8	Durham YMCA	H	W 32 22

# 2023-24 DUKE BASKETBALL

ALL-TIME RESULTS

J 12	Guilford	A	W	22	20	
J 13	Elon	10T	A	W	18	16
J 17	NC State	H	W	28	22	
J 24	North Carolina	H	L	25	36	
J 26	Guilford	H	W	36	15	
F 23	Virginia	A	L	20	28	
F 24	Washington & Lee	A	L	12	30	
F 26	Lynchburg	A	W	32	23	
F 28	VMI	A	L	13	46	
M 1	North Carolina	A	W	19	18	
M 12	NC State	A	W	25	24	

One game missing (1-0 record)

## 1920-21

Record: 9-6

Head Coach: Floyd Egan

Date	Opponent	Site	Result
	Guilford	H	W
J 13	South Carolina	H	W 40 12
	NC State	H	W 33 11
J 26	North Carolina	H	W 25 22
	Florida State	U	W
	Washington & Lee	A	L
F 8	Florida	H	W 49 21
	Wake Forest	A	W 27 20
	VMI	A	L
F 21	Virginia	A	L 15 34
	Virginia Tech	A	L
F 23	North Carolina	H	L 12 44
F 25	Virginia	H	W 24 22
M 5	North Carolina	N1	L 18 55
	NC State	A	W 34 27

N1 - Raleigh Auditorium, Raleigh, N.C.

## 1921-22

Record: 6-12

Head Coach: James Baldwin

Date	Opponent	Site	Result	
J 13	South Carolina	H	W 41 25	
J 21	NC State	A	W 23 19	
J 25	Wake Forest	H	W 31 10	
J 31	Wake Forest	A	L 22 24	
F 4	North Carolina	A	L 22 38	
F 6	Elon	A	L 29 30	
F 7	Davidson	H	W 24 18	
F 9	Guilford	H	W 38 24	
F 13	Davidson	A	L 27 32	
F 14	Georgia	A	L 19 29	
F 15	Georgia Tech	A	L 16 17	
F 16	Atlanta AC	A	L 19 56	
F 18	Alabama	A	L 16 28	
F 20	Florida	10T	A	L 26 33
	Durham YMCA	H	L 22 30	
M 1	NC State	H	L 23 28	
	Durham YMCA	H	W 37 26	
M 7	North Carolina	H	L 23 29	

## 1922-23

Record: 15-7

Head Coach: J.S. Burbage

Date	Opponent	Site	Result
	Camp Bragg	U	L 26 28
	Winston YMCA	U	W 49 26
	Durham YMCA	U	L 17 25
	Camp Bragg	U	W 30 21
	Statesville	U	W 28 26
	Lynchburg Elks	U	W 35 27
	Durham YMCA	U	L 33 37
	Newberry	U	W 40 33
	Lenoir	U	W 49 20
	Wake Forest	U	L 18 30
F 3	North Carolina	H	L 19 20
	Davidson	U	W 39 27
	Lynchburg	U	W 36 33
	Virginia	A	L 25 28
	Richmond	U	W 30 22
	Virginia Tech	U	W 34 33
F 17	North Carolina	A	L 32 35
	Virginia	H	W 37 24
	NC State	U	W 32 27
	Wake Forest	U	W 36 26
	Guilford	U	W 45 32
	NC State	U	W 31 20

## DUKE BEGINS PLAY IN ALUMNI MEMORIAL GYMNASIUM

### 1923-24

Record: 19-6

Head Coach: J.S. Burbage

Date	Opponent	Site	Result
D 15	Fort Bragg	U	W 60 23
	Norfolk YPC	U	W 31 28
	Richmond Blues	U	W 36 33
	Mercer	U	W 29 25
	Durham Elks	U	W 43 36
	Guilford	U	W 30 17
	Fort Bragg	U	W 58 10
	Richmond Blues	U	W 38 32
J 25	Wake Forest	H	W 26 22
	NC State	H	W 35 23
J 31	North Carolina	A	L 20 31
	Statesville AC	U	W 40 28
	Davidson	U	W 40 30
	Furman	U	W 32 29
	South Carolina	U	L 19 36
	Mercer	U	L 18 31
	Sanford	A	W 38 16
	Alabama	A	L 25 45
	Birmingham AC	A	L 32 35
	South Carolina	U	W 43 24
F 19	North Carolina	H	L 20 23
	Wake Forest	U	W 26 24
	NC State	U	W 32 15
	Elon	U	W 33 24
	Elon	U	W 34 19

## TRINITY COLLEGE RENAMED DUKE UNIVERSITY

### 1924-25

Record: 4-9

Head Coach: George Buchheit

Date	Opponent	Site	Result
J 9	Davidson	A	L 25 27
	Davidson	A	L 22 39
J 12	Guilford	H	W 34 22
J 17	NC State	A	L 22 29
J 24	North Carolina	H	L 21 25
J 31	Wake Forest	A	L 18 43
	Davidson	H	L 18 22
F 5	William & Mary	A	L 15 23
F 7	Richmond	A	L 25 35
F 11	William & Mary	H	W 21 16
F 14	North Carolina	A	L 18 34
	Durham Elks	H	W 48 38
F 24	Wake Forest	H	W 28 25

### 1925-26

Record: 8-12

Head Coach: George Buchheit

Date	Opponent	Site	Result
	Durham YMCA	U	L 24 30
	Alumni	U	W 44 29
	Durham YMCA	U	W 34 31
J 8	Davidson	U	L 31 32
	Furman	U	W 28 18
	South Carolina	U	W 36 22
J 14	Clemson	H	W 46 12
	Wake Forest	U	L 24 27
	NC State	U	L 27 28
J 23	North Carolina	A	L 22 38
J 30	NC State	U	L 24 32
F 1	Guilford	U	L 30 35
	Lynchburg	U	W 36 31
	Wake Forest	U	L 18 33
	Lynchburg	U	W 29 27
	George Washington	U	L 32 42
	Maryland	U	L 20 40
	Richmond	U	L 30 42
F 20	North Carolina	H	L 21 44
	Davidson	U	W 32 30

### 1926-27

Record: 4-10

Head Coach: George Buchheit

Date	Opponent	Site	Result
	NC State	U	L 22 36
	Wake Forest	U	L 14 41
J 31	North Carolina	H	L 33 40
	Davidson	U	W 39 24
	Virginia Tech	U	W 31 18
	Virginia	H	L 24 34

	Virginia	A	W	36	26
	Washington & Lee	U	L	20	31
	VMI	U	W	22	19
	NC State	U	L	23	29
	Wake Forest	U	L	27	36
F 22	North Carolina	A	L	21	35
	Davidson	U	L	42	49
	Durham YMCA	U	L	27	34

### 1927-28

Record: 9-5

Head Coach: George Buchheit

Date	Opponent	Site	Result
J 11	Davidson	U	W 46 27
J 12	South Carolina	U	W 39 32
	NC State	U	W 32 29
	Georgia	U	W 49 44
	Wake Forest	U	W 45 17
F 4	North Carolina	A	L 14 27
F 7	Virginia Tech	A	W 34 31
F 8	Washington & Lee	A	W 53 41
F 11	North Carolina	H	L 23 32
F 14	Wake Forest	U	W 37 34
	Virginia	A	L 34 44
	Georgetown	U	L 40 55
F 20	NC State	U	L 27 37
F 22	Davidson	U	W 51 33

## EDDIE CAMERON ERA BEGINS

### 1928-29

Record: 12-8

Head Coach: Eddie Cameron

Date	Opponent	Site	Result
	Georgetown	U	L 33 48
	Navy	U	L 38 49
	Virginia	A	L 23 35
	Wake Forest	U	W 43 34
	South Carolina	U	W 45 35
	NC State	U	L 26 40
	Virginia Tech	U	W 44 27
F 2	North Carolina	H	W 36 20
	Mercer	U	W 47 43
	Georgia	U	L 22 24
	South Carolina	U	W 44 39
	Davidson	U	L 40 47
	NC State	U	W 32 22
	Wake Forest	U	W 35 21
F 16	North Carolina	A	L 24 27
	Davidson	U	W 33 25
M 1	Alabama	N1	W 38 32
M 2	North Carolina	N1	W 34 17
M 4	Georgia	N1	W 43 37
M 5	NC State	N1	L 35 43

N1 - Southern Conference Tournament, Municipal Auditorium, Atlanta, Ga.

### 1929-30

Record: 18-2

Head Coach: Eddie Cameron

Date	Opponent	Site	Result
	Virginia	A	W 65 32
J 9	Maryland	A	W 28 27
	Navy	A	W 47 29
	Washington & Lee	H	L 29 33
	Wake Forest	U	W 49 22
	NC State	U	W 35 31
F 1	North Carolina	A	W 35 14
	Wake Forest	U	W 37 30
	NC State	U	W 33 26
	Davidson	U	W 33 30
	South Carolina	U	W 33 26
	Loyola, Chicago	H	W 30 27
F 15	North Carolina	H	W 37 36
	Washington & Lee	U	W 30 29
F 20	Maryland	U	W 39 26
	Davidson	U	W 45 21
F 28	Louisiana State	N1	W 43 34
M 1	Georgia Tech	N1	W 44 35
M 3	Kentucky	N1	W 37 32
M 4	Alabama	N1	L 24 31

N1 - Southern Conference Tournament, Municipal Auditorium, Atlanta, Ga.



**DUKE BEGINS PLAY IN CARD GYMNASIUM**

**ALL-TIME RESULTS**

**1930-31**

Record: 14-7

Head Coach: Eddie Cameron

Date	Opponent	Site	Result
	Villanova	U	L 21 22
	Randolph-Macon	U	W 48 18
	Wake Forest	U	W 44 27
	Wofford	U	W 43 24
	South Carolina	U	W 44 16
J 15	Maryland	U	L 24 32
	Temple	U	L 27 44
	Navy	U	W 41 27
	NC State	U	L 19 24
J 31	North Carolina	H	W 30 18
	Davidson	U	W 27 18
	Virginia	A	W 43 31
	NC State	U	L 23 26
	Vanderbilt	U	W 50 44
	Tennessee	U	L 25 36
F 14	North Carolina	A	W 34 23
	Wake Forest	U	W 25 22
	Davidson	U	W 31 17
	Sewanee	U	W 65 22
F 27	Clemson	NI	W 31 27
F 28	Kentucky	NI	L 30 35

NI - Southern Conference Tournament, Municipal Auditorium, Atlanta, Ga.

**1931-32**

Record: 14-11

Head Coach: Eddie Cameron

Date	Opponent	Site	Result
D 17	Baltimore	A	L 24 30
D 18	Georgetown	A	L 26 36
D 19	Catholic	A	W 41 29
D 19	Wake Forest	H	W 23 16
J 9	William & Mary	10T	H W 28 20
J 13	Army West Point	A	L 23 25
J 14	Crescent AC	A	L 31 44
J 15	Navy	A	L 25 36
J 23	NC State	H	W 28 18
J 29	Davidson	H	W 21 6
J 30	North Carolina	A	L 20 37
F 1	Davidson	A	W 33 20
F 4	Washington & Lee	A	W 30 27
F 5	VMI	A	W 41 26
F 6	Kentucky	A	L 30 37
F 8	Tennessee	10T	A L 31 32
F 11	Wake Forest	H	W 32 25
F 13	North Carolina	H	W 24 18
F 16	NC State	A	W 25 21
F 18	Washington & Lee	H	L 12 21
F 19	VMI	H	W 45 25
F 20	Maryland	10T	H L 18 20
F 26	Vanderbilt	NI	W 44 32
F 27	Florida	NI	W 33 22
F 29	Georgia	NI	L 32 43

NI - Southern Conference Tournament, Municipal Auditorium, Atlanta, Ga.

**1932-33**

Record: 17-5

Head Coach: Eddie Cameron

Date	Opponent	Site	Result
D 15	Baltimore	A	W 38 34
D 16	Georgetown	A	W 35 30
D 17	George Washington	A	W 35 34
J 6	Furman	H	W 31 28
J 9	Davidson	A	W 58 14
J 10	Wake Forest	H	W 33 24
J 12	Maryland	A	L 28 30
J 14	Navy	A	L 22 44
J 17	Wake Forest	A	W 34 16
J 21	NC State	A	W 36 29
J 28	VMI	H	W 41 20
J 31	North Carolina	H	W 36 32
F 2	Washington & Lee	A	W 49 25
F 3	VMI	A	W 31 15
F 4	Virginia Tech	A	W 31 25
F 7	Davidson	H	W 44 28
F 11	North Carolina	A	W 31 24
F 14	NC State	H	L 28 40
F 18	South Carolina	A	L 23 46
F 24	Virginia	NI	W 38 24
F 25	Washington & Lee	NI	W 41 32
F 27	South Carolina	NI	L 21 33

NI - Southern Conference Tournament, Raleigh Auditorium, Raleigh, N.C.

**1933-34**

Record: 18-6

Head Coach: Eddie Cameron

Date	Opponent	Site	Result
D 14	Catholic	A	L 31 33
D 15	Baltimore	A	W 33 25
J 4	Clemson	H	W 36 23
J 6	Wake Forest	H	W 38 29
J 8	Davidson	A	W 40 35
J 10	Army West Point	A	W 27 25
J 11	Maryland	A	L 33 37
J 13	Navy	A	W 29 23
J 17	NC State	A	W 33 29
J 18	VMI	H	W 41 20
J 20	Virginia	H	W 26 17
J 30	Washington & Lee	H	W 41 37
F 3	North Carolina	A	L 21 25
F 5	Washington & Lee	A	W 41 27
F 6	VMI	A	W 45 32
F 7	Virginia Tech	A	W 45 15
F 10	Wake Forest	A	W 37 21
F 12	Davidson	H	W 57 26
F 16	North Carolina	H	L 25 30
F 20	South Carolina	H	L 23 28
F 24	NC State	H	W 41 34
M 1	VMI	NI	W 35 14
M 2	North Carolina	NI	W 21 18
M 3	Washington & Lee	NI	L 29 30

NI - Southern Conference Tournament, Raleigh Auditorium, Raleigh, N.C.

**1934-35**

Record: 18-8

Head Coach: Eddie Cameron

Date	Opponent	Site	Result
D 17	South Carolina	A	L 23 24
D 18	Florida	A	W 55 27
D 19	Florida	A	L 21 40
J 2	Davidson	NI	W 39 35
J 4	Wofford	H	W 40 33
J 7	Wake Forest	H	W 47 30
J 9	Army West Point	A	W 34 16
J 11	Maryland	A	W 48 39
J 14	Virginia	H	W 30 20
J 15	NC State	A	L 25 28
J 18	Catholic	H	L 25 31
J 26	Virginia Tech	H	W 32 25
F 1	VMI	H	L 27 32
F 2	Washington & Lee	H	W 31 27
F 5	North Carolina	H	W 33 27
F 7	Virginia Tech	A	W 27 19
F 8	Washington & Lee	A	W 33 30
F 9	VMI	A	W 28 27
F 12	Davidson	H	W 35 34
F 16	North Carolina	A	L 20 24
F 18	Wake Forest	A	W 37 21
F 21	South Carolina	H	W 37 34
F 23	NC State	H	W 35 28
F 28	Virginia	N	W 39 32
M 1	Washington & Lee	N2	L 27 31
M 6	Navy	10T	A L 38 44

NI - Winston-Salem, N.C.

N2 - Southern Conference Tournament, Raleigh Auditorium, Raleigh, N.C.

**1935-36**

Record: 20-6

Head Coach: Eddie Cameron

Date	Opponent	Site	Result
D 9	Durham YMCA	A	W 57 23
D 10	High Point	A	W 50 22
D 12	Catham Mills	A	W 73 27
D 18	Catholic	A	W 39 36
D 19	Baltimore	A	W 49 29
J 2	Elon	H	W 58 42
J 3	Yale	H	W 52 17
J 6	Wofford	H	W 36 28
J 8	Davidson	A	W 46 24
J 10	Wake Forest	H	W 37 19
J 11	Virginia	H	W 45 29
J 14	Princeton	A	W 40 26
J 15	Army West Point	A	W 31 29
J 25	NC State	A	L 33 36
J 30	Virginia Tech	H	W 40 20
F 1	Maryland	A	L 34 38
F 6	North Carolina	10T	A W 36 34
F 10	Virginia	A	W 44 28
F 11	Richmond	A	W 31 27
F 13	Davidson	H	W 36 33

F 14	Florida	H	W 42 31
F 18	Wake Forest	A	W 42 27
F 21	North Carolina	H	L 28 30
F 25	NC State	H	L 29 32
F 26	Washington & Lee	A	L 27 43
M 5	Maryland	NI	L 35 47

NI - Southern Conference Tournament, Raleigh Auditorium, Raleigh, N.C.

**1936-37**

Record: 15-8

Head Coach: Eddie Cameron

Date	Opponent	Site	Result
D 11	Richmond	A	W 38 35
D 12	Randolph-Macon	A	W 40 25
D 16	Clemson	A	W 33 25
D 17	South Carolina	A	W 45 35
	Wake Forest	H	W 30 28
J 6	Davidson	A	W 40 34
J 7	South Carolina	H	W 52 24
J 8	Navy	A	W 33 29
J 12	Mississippi State	H	L 29 33
J 16	Maryland	A	W 34 31
	Catholic	H	W 52 31
J 23	NC State	A	L 27 30
J 30	Maryland	H	W 34 30
F 2	Davidson	H	W 32 27
F 3	Army West Point	A	W 31 28
F 6	Wake Forest	A	L 30 34
F 8	Washington & Lee	H	W 37 35
F 12	North Carolina	A	L 35 41
F 16	Washington & Lee	A	L 31 37
F 17	VMI	10T	A L 31 32
F 20	NC State	10T	H W 36 33
F 25	North Carolina	H	L 32 37
M 4	North Carolina	NI	L 30 34

NI - Southern Conference Tournament, Raleigh Auditorium, Raleigh, N.C.

**1937-38**

Record: 15-9

Head Coach: Eddie Cameron

► Southern Conference Champions

Date	Opponent	Site	Result
D 13	High Point	A	W 36 33
D 15	South Carolina	A	L 26 32
D 16	Florida	A	W 33 25
D 17	Florida	A	W 37 33
J 3	Mississippi State	H	L 23 25
J 5	Davidson	A	L 22 40
J 7	Wake Forest	H	W 38 33
J 8	Navy	A	L 30 43
J 11	Richmond	H	W 32 24
J 12	South Carolina	H	W 42 34
J 15	Maryland	A	L 35 40
J 30	Maryland	H	W 44 34
F 2	NC State	A	W 40 28
F 4	St. John's	A1	L 28 44
F 5	Army West Point	A	L 20 40
F 8	Davidson	H	W 52 28
F 12	North Carolina	A	L 24 34
F 14	Washington & Lee	A	W 48 39
F 19	NC State	H	L 45 49
F 21	Wake Forest	A	W 41 40
F 25	North Carolina	H	W 39 33
M 3	NC State	NI	W 44 33
M 4	Maryland	NI	W 35 32
M 5	Clemson	NI	W 40 30

A1 - Madison Square Garden, New York, N.Y.

NI - Southern Conference Tournament, Raleigh Auditorium, Raleigh, N.C.

**1938-39**

Record: 10-12

Head Coach: Eddie Cameron

Date	Opponent	Site	Result
D 14	The Citadel	H	W 49 37
D 17	Pittsburgh	H	L 37 51
J 4	Princeton	H	W 46 33
J 5	Davidson	A	L 39 41
J 7	Wake Forest	A	W 52 41
J 9	Washington & Lee	H	L 41 46
J 10	Clemson	H	W 39 33
J 13	Maryland	A	L 34 37
J 14	Navy	A	W 44 37
J 17	Virginia Tech	H	W 47 35
J 31	NC State	H	W 43 37
F 2	Maryland	H	L 44 60
F 4	Army West Point	A	L 27 37
F 6	Brown	A	L 33 41
F 8	Davidson	H	L 40 42

F 10	North Carolina	A	L	32	37
F 13	Clemson	A	L	36	38
F 16	Washington & Lee	A	L	35	36
F 18	Wake Forest	H	W	59	34
F 20	NC State	A	W	29	26
F 24	North Carolina	H	W	41	38
M 1	NC State	N1	L	39	40

*NI - Southern Conference Tournament, Raleigh Auditorium, Raleigh, N.C.*

**DUKE BEGINS PLAY IN DUKE INDOOR STADIUM**

**1939-40**

**Record:** 19-7

**Head Coach:** Eddie Cameron

Date	Opponent	Site	Result
D 16	Hampden-Sydney	A	W 59 28
D 19	OklahomaA&M	A	L 41 51
D 20	Washington, Md.	A	W 43 40
D 21	Baltimore	A	L 29 40
J 4	Davidson	A	W 51 28
J 6	Princeton	H	W 36 27
J 9	Maryland	A	L 30 32
J 10	Navy	A	W 40 27
J 13	VMI	A	W 28 25
J 16	The Citadel	H	W 51 40
J 20	Clemson	H	W 54 49
J 27	Wake Forest	H	W 50 44
J 30	Maryland	H	W 48 27
F 1	NC State	A	W 57 27
F 3	Pennsylvania	A	L 35 49
F 6	Davidson	H	W 47 30
F 10	North Carolina	A	W 50 44
F 12	Clemson	10T	H W 39 37
F 13	Georgia Tech	A	L 35 41
F 15	Wake Forest	A	W 44 35
F 7	Washington & Lee	H	W 28 27
F 19	NC State	H	W 46 37
F 22	North Carolina	H	L 27 31
F 29	The Citadel	N1	W 40 35
M 1	Maryland	N1	W 44 32
M 2	North Carolina	N1	L 23 39

*NI - Southern Conference Tournament, Raleigh Auditorium, Raleigh, N.C.*

**1940-41**

**Record:** 14-8

**Head Coach:** Eddie Cameron

►Southern Conference Champions

Date	Opponent	Site	Result
D 17	Lincoln Memorial	H	L 39 43
D 20	Catholic	A	W 48 33
D 21	George Washington	A	L 38 48
J 4	Lehigh	H	W 66 30
J 6	Davidson	A	W 57 33
J 8	Wake Forest	H	L 35 38
J 11	Maryland	A	W 40 26
J 16	George Washington	H	W 44 37
J 18	Clemson	H	W 45 42
J 30	NC State	H	L 38 39
F 1	Maryland	H	W 43 17
F 3	Pittsburgh	H	L 32 46
F 7	North Carolina	A	L 33 51
F 8	Navy	H	L 32 34
F 11	Washington & Lee	A	L 28 30
F 13	Wake Forest	10T	A W 42 41
F 15	Washington & Lee	H	W 45 33
F 17	NC State	A	W 44 37
F 20	North Carolina	H	W 35 33
F 27	North Carolina	N1	W 38 37
F 28	William & Mary	N1	W 57 42
M 1	South Carolina	N1	W 53 30

*NI - Southern Conference Tournament, Raleigh Auditorium, Raleigh, N.C.*

**1941-42**

**Record:** 22-2

**Head Coach:** Eddie Cameron

►Southern Conference Champions

Date	Opponent	Site	Result
D 8	Georgetown, Ky.	H	W 37 31
D 18	Rider	H	W 55 29
J 3	Temple	A	L 41 57
J 5	Tennessee	H	W 37 35
J 7	Davidson	A	W 75 40
J 9	Maryland	H	W 37 33
J 10	George Washington	H	W 38 37
J 12	VMI	A	W 52 47
J 17	Navy	A	W 41 31
J 24	Wake Forest	H	W 60 39
J 31	NC State	H	W 40 28

F 4	Davidson	H	W	73	37
F 7	North Carolina	A	W	52	40
F 10	Washington & Lee	A	W	63	34
F 14	Washington & Lee	H	W	68	38
F 16	NC State	A	W	53	48
F 19	Wake Forest	A	W	58	51
F 21	George Washington	A	L	53	55
F 23	Maryland	A	W	64	46
F 24	Virginia Tech	H	W	67	50
F 27	North Carolina	10T	H	W	41 40
M 5	Washington & Lee	N1	W	59	41
M 6	Wake Forest	N1	W	54	45
M 7	NC State	N1	W	45	34

*NI - Southern Conference Tournament, Raleigh Auditorium, Raleigh, N.C.*

**1942-43**

**Record:** 20-6

**Head Coach:** Gerry Gerard

Date	Opponent	Site	Result
D 17	Carolina Pre-Flight	H	L 41 46
D 19	Tennessee	A	L 33 51
D 31	Fort Bragg	A	W 62 47
J 6	Carolina Pre-Flight	A	W 51 48
J 7	Davidson	A	W 60 50
J 9	VMI	H	W 45 43
J 11	George Washington	H	L 53 66
J 13	Norfolk Navy	H	L 53 60
J 17	Temple	A	W 45 44
J 23	Virginia Tech	H	W 78 70
J 26	Wake Forest	H	W 63 41
J 30	NC State	H	W 60 47
F 2	Carolina Pre-Flight	H	W 59 33
F 6	North Carolina	A	W 51 39
F 9	Washington & Lee	A	W 71 44
F 10	Duquesne	H	W 55 41
F 12	Maryland	A	W 46 43
F 13	Pennsylvania	A	L 48 49
F 15	Wake Forest	H	W 59 40
F 17	NC State	A	W 53 32
F 19	George Washington	A	W 64 61
F 20	Navy	A	W 58 48
F 26	North Carolina	H	W 43 24
M 4	VMI	N1	W 57 41
M 5	The Citadel	N1	W 56 37
M 6	George Washington	N1	L 40 56

*NI - Southern Conference Tournament, Raleigh Auditorium, Raleigh, N.C.*

**1943-44**

**Record:** 13-13

**Head Coach:** Gerry Gerard

►Southern Conference Champions

Date	Opponent	Site	Result
N 30	Camp Butner	H	W 62 36
D 8	Carolina Pre-Flight	A	L 39 58
D 10	Milligan	H	L 40 46
D 11	Hampden-Sydney	H	W 50 25
D 14	Columbia AAB	H	W 52 33
D 17	Camp Butner	A	W 49 41
D 18	Charleston USCG	H	L 46 52
D 21	Fort Bragg	H	W 42 40
D 28	Carolina Pre-Flight	H	L 35 48
J 1	LIU Brooklyn	10T	N1 L 57 59
J 5	Norfolk NAS	H	L 28 61
J 8	Cherry Point	H	L 52 54
J 13	Richmond AFB	H	W 44 38
J 15	Norfolk NAS	A	L 51 52
J 18	North Carolina	H	L 33 37
J 22	Norfolk NTS	A	L 59 72
J 26	Norfolk NTS	H	L 51 52
J 29	Navy	A	L 42 45
F 1	NC State	A	W 60 36
F 4	South Carolina	H	W 46 40
F 5	North Carolina	A	W 41 40
F 10	North Carolina	H	L 30 39
F 12	NC State	H	W 53 32
F 24	William & Mary	N2	W 68 25
F 25	NC State	N2	W 40 32
F 26	North Carolina	N2	W 44 27

*NI - Madison Square Garden, New York, N.Y.*

*N2 - Southern Conference Tournament, Raleigh Auditorium, Raleigh, N.C.*

**1944-45**

**Record:** 13-9

**Head Coach:** Gerry Gerard

Date	Opponent	Site	Result
D 5	Richmond AAB	H	L 32 42
D 12	Camp Butner	A	L 49 50
D 17	Virginia	A	W 56 44
D 20	Laurinburg-Maxton	H	W 55 46
D 29	Carolina Pre-Flight	A	L 43 58
D 30	Camp Lejeune	H	W 28 24
J 2	Fort Bragg	H	W 27 21
J 6	Maryland	H	W 51 24
J 10	Carolina Pre-Flight	H	L 45 49
J 13	Wake Forest	H	W 60 35
J 16	Norfolk NAS	H	L 37 57
J 20	North Carolina	A	W 50 41
J 23	Norfolk NTS	H	L 37 59
J 27	Navy	A	L 43 54
J 30	NC State	H	W 48 38
F 3	Wake Forest	N1	W 75 39
F 10	Temple	A	W 51 46
F 14	North Carolina	H	L 38 50
F 17	NC State	A	W 47 40
F 22	Maryland	N2	W 76 49
F 23	William & Mary	N2	W 59 22
F 24	North Carolina	N2	L 38 49

*NI - High Point, N.C.*

*N2 - Southern Conference Tournament, Raleigh Auditorium, Raleigh, N.C.*

**1945-46**

**Record:** 21-6

**Head Coach:** Gerry Gerard

►Southern Conference Champions

Date	Opponent	Site	Result
D 4	Camp Perry	H	L 35 39
D 7	Norfolk NTS	A	L 51 57
D 14	Davidson	H	W 50 23
D 15	Virginia	N1	W 48 38
J 2	South Carolina	A	W 52 36
J 4	Maryland	H	W 59 25
J 5	Davidson	A	W 55 27
J 9	North Carolina	10T	A W 51 46
J 11	NC State	A	W 46 34
J 12	Wake Forest	A	W 43 38
J 15	Norfolk NTS	H	W 31 22
J 18	Georgia Tech	A	W 54 39
J 19	Clemson	A	W 42 29
J 23	South Carolina	H	W 55 33
J 25	Maryland	A	L 38 43
J 26	Navy	A	L 40 51
J 29	Wright Field	H	W 44 43
F 2	NC State	H	W 56 33
F 5	Wake Forest	H	W 32 29
F 9	Temple	A	L 38 64
F 12	Georgia Tech	H	W 73 51
F 16	North Carolina	H	L 44 54
	Clemson	H	W 61 33
F 23	Marine Institute	H	W 49 43
F 28	NC State	10T	N2 W 44 38
M 1	Virginia Tech	N2	W 44 38
M 2	Wake Forest	N2	W 49 30

*NI - Lynchburg, Va.*

*N2 - Southern Conference Tournament, Raleigh Auditorium, Raleigh, N.C.*

**1946-47**

**Record:** 19-8

**Head Coach:** Gerry Gerard

Date	Opponent	Site	Result
D 4	High Point	A	W 44 29
D 7	Hanes Hosiery	A	W 44 43
D 12	Hampden-Sydney	H	W 61 51
D 14	Virginia	N1	W 47 34
D 17	Florida	N2	W 44 37
D 20	Jacksonville NAS	A	W 54 36
J 1	Quantico Marines	H	W 68 41
J 4	Tennessee	A	L 47 53
J 7	Davidson	A	W 55 48
J 9	NYU	20T	N3 L 61 64
J 11	Temple	A	W 59 56
J 15	Wake Forest	H	W 65 32
J 16	George Washington	H	W 52 46
J 18	NC State	H	W 60 53
F 1	Navy	H	L 48 61
F 3	William & Mary	H	W 69 45
F 4	Washington & Lee	N	W 71 57
F 6	Virginia Tech	H	W 52 40
F 7	Davidson	H	W 61 47



F 11	North Carolina	A	L	28	49
F 15	Georgia Tech	A	W	64	54
F 18	NC State	A	L	57	83
F 21	Maryland	A	W	43	38
F 22	George Washington	A	L	49	51
F 25	Wake Forest	A	W	57	37
F 28	North Carolina	H1	L	47	57
M 6	South Carolina	H1	L	54	56

*N1 - Lynchburg, Va.*

*N2 - Jacksonville, Fla.*

*N3 - Madison Square Garden, New York, N.Y.*

*H1 - Southern Conference Tournament, Duke Indoor Stadium, Durham, N.C.*

**1947-48**

**Record: 17-12**

**Head Coach:** Gerry Gerard

Date	Opponent	Site	Result
D 6	Hanes Hosiery	A	W 61 55
D 13	Virginia	A	L 39 49
D 15	Hampden-Sydney	H	W 59 45
D 17	McCrory	H	W 71 34
D 19	Washington & Lee	A	W 72 39
D 30	Hanes Hosiery	H	W 70 46
J 3	Tennessee	H	L 58 62
J 5	Maryland	H	W 53 42
J 6	Davidson	A	L 42 44
J 8	NYU	A	L 56 77
J 10	Temple	A	L 54 58
J 14	George Washington	H	L 47 48
J 16	Clemson	H	W 80 47
J 24	Virginia Tech	H	W 52 45
F 4	Navy	A	L 46 56
F 5	William & Mary	A	W 45 36
F 7	North Carolina	A	L 42 48
F 10	Wake Forest	H	W 47 45
F 14	NC State	H	L 43 44
F 16	Georgia Tech	A	W 60 55
F 17	Clemson	A	L 57 63
F 18	NC State	A	L 37 70
F 19	Virginia	H	W 57 48
F 24	Wake Forest	A	W 49 48
F 27	North Carolina	H	W 56 45
M 3	South Carolina	H1	W 63 48
M 4	George Washington	H1	W 54 51
M 5	Davidson	H1	W 53 37
M 6	NC State	H1	L 50 58

*H1 - Southern Conference Tournament, Duke Indoor Stadium, Durham, N.C.*

**AP POLL ERA BEGINS**

**1948-49**

**Record: 13-9**

**Head Coach:** Gerry Gerard

Date	Opponent	Rank	Site	Result	
D 4	Hanes Hosiery	-	A	L 57 58	
D 8	McCrory	-	A	W 70 51	
D 10	Hampden-Sydney	-	A	W 58 50	
D 11	Virginia	-	A	W 47 37	
D 15	McCrory	-	H	W 51 36	
D 17	Davidson	-	A	W 58 41	
J 4	Hanes Hosiery	-	H	W 54 42	
J 6	Washington & Lee	-	A	W 58 45	
J 8	Temple	-	H	L 45 59	
J 11	Virginia Tech	-	A	L 46 56	
J 15	NC State	-	H	L 52 53	
J 22	Virginia Tech	-	H	W 65 52	
J 27	Wake Forest	-	A	L 50 52	
J 29	Davidson	-	H	W 57 51	
F 2	Navy	-	A	W 55 42	
F 4	NYU	-	15	H	W 73 44
F 5	North Carolina	-	A	L 34 64	
F 9	George Washington	-	A	L 49 51	
F 11	NC State	-	A	L 44 47	
F 12	Georgia Tech	-	H	W 53 42	
F 19	Wake Forest	-	H	W 61 51	
F 25	North Carolina	-	H	L 40 64	

**1949-50**

**Record: 15-15**

**Head Coach:** Gerry Gerard

Date	Opponent	Rank	Site	Result	
D 3	Hanes Hosiery	-	A	L 52 53	
D 6	Hampden-Sydney	-	H	W 74 59	
D 8	McCrory	-	A	L 54 60	
D 10	Virginia	-	N1	W 82 61	
D 15	Davidson	-	A	W 66 49	
D 17	Washington & Lee	10T	-	A	W 81 67
D 20	South Carolina	-	A	L 44 54	
D 28	Penn State	-	N2	L 48 51	
D 29	North Carolina	-	N2	L 52 59	
D 30	Wake Forest	-	N2	W 54 52	
J 4	Maryland	-	H	W 58 46	
J 7	NC State	-	7	H	W 58 55
J 12	NYU	-	N3	L 64 80	
J 14	Temple	-	A	L 49 59	
J 17	South Carolina	-	H	W 79 60	
J 27	Davidson	-	H	W 69 59	
J 28	Wake Forest	-	H	W 65 55	
F 4	Navy	-	H	W 68 53	
F 7	The Citadel	-	H	W 65 39	
F 10	Maryland	-	A	L 57 67	
F 11	George Washington	20T	-	A	L 55 62
F 14	NC State	-	8	A	L 50 68
F 17	North Carolina	-	A	L 55 58	
F 18	George Washington	-	H	W 55 52	
F 21	Wake Forest	-	A	L 54 72	
F 24	North Carolina	-	H	L 46 64	
M 2	South Carolina	-	H1	W 53 41	
M 3	William & Mary	-	H1	W 60 50	
M 4	NC State	-	8	H1	L 47 67
M 8	Pennsylvania	-	A	L 50 68	

*N1 - Municipal Auditorium, Norfolk, Va.*

*N2 - Dixie Classic, Reynolds Coliseum, Raleigh, N.C.*

*N3 - Madison Square Garden, New York, N.Y.*

*H1 - Southern Conference Tournament, Duke Indoor Stadium, Durham, N.C.*

**1950-51**

**Record: 20-13**

**Head Coach:** Harold Bradley

Date	Opponent	Rank	Site	Result		
D 2	Hanes Hosiery	-	A	W 76 71		
D 5	McCrory	-	A	W 72 60		
D 9	Virginia	-	N1	W 77 57		
D 15	VMI	-	A	W 86 66		
D 16	Washington & Lee	-	A	W 97 69		
D 22	George Washington	-	A	W 70 67		
D 23	Bradley	-	2	A	L 58 93	
D 28	Colgate	-	N2	L 69 84		
D 29	North Carolina	-	N2	W 71 63		
D 30	Tulane	-	N2	W 74 72		
J 1	Canisius	-	A1	L 57 69		
J 3	Pennsylvania	-	A	L 76 85		
J 6	NC State	10T	-	7	H	L 71 77
J 11	South Carolina	-	H	W 60 58		
J 13	West Virginia	-	H	W 77 73		
J 15	William & Mary	-	A	L 57 74		
J 27	Wake Forest	-	H	L 56 65		
J 29	Davidson	-	H	W 90 68		
J 30	South Carolina	-	A	L 62 82		
F 2	North Carolina	-	A	L 68 71		
F 3	NYU	-	H	L 73 79		
F 5	George Washington	-	H	W 85 70		
F 6	William & Mary	-	H	W 61 54		
F 10	NC State	-	10	A	L 65 75	
F 12	Davidson	-	A	W 94 73		
F 14	Washington & Lee	-	H	W 94 68		
F 16	Maryland	-	A	W 49 40		
F 17	Navy	-	A	L 60 85		
F 19	Wake Forest	-	A	W 69 64		
F 23	North Carolina	-	H	W 84 72		
M 1	Virginia Tech	-	N3	W 64 61		
M 2	William & Mary	-	N3	W 71 69		
M 3	NC State	-	8	N3	L 63 67	

*N1 - Municipal Auditorium, Norfolk, Va.*

*N2 - Dixie Classic, Reynolds Coliseum, Raleigh, N.C.*

*A1 - Memorial Auditorium, Buffalo, N.Y.*

*N3 - Southern Conference Tournament, Reynolds Coliseum, Raleigh, N.C.*

**1951-52**

**Record: 24-6**

**Head Coach:** Harold Bradley

Date	Opponent	Rank	Site	Result		
D 1	Temple	-	H	W 85 48		
D 3	Hanes Hosiery	-	A	W 78 68		
D 5	North Carolina	-	H	W 77 59		
D 8	Bradley	-	H	W 87 69		
D 11	Furman	12	-	N1	L 72 73	
D 15	VMI	12	-	H	W 102 45	
D 18	Davidson	19	-	H	W 88 49	
D 21	George Washington	19	-	A	W 98 76	
D 22	West Virginia	19	-	A	L 74 95	
D 27	Columbia	-	-	N2	L 58 66	
D 28	Wake Forest	-	-	N2	W 79 74	
D 29	Southern California	-	-	N2	L 69 87	
J 2	Pennsylvania	-	-	H	W 62 52	
J 5	NC State	20T	-	17	H	L 70 72
J 10	NYU	-	-	13	N3	W 74 72
J 12	Temple	-	-	A	W 86 65	
J 26	Wake Forest	-	-	H	W 90 69	
F 1	North Carolina	-	-	A	W 73 66	
F 2	George Washington	-	-	H	W 89 74	
F 7	William & Mary	-	-	H	W 68 62	
F 9	Navy	10T	-	A	W 70 68	
F 12	NC State	-	-	A	W 71 58	
F 18	Maryland	-	-	H	W 56 51	
F 21	Wake Forest	-	-	A	W 87 62	
F 23	South Carolina	-	-	A	W 96 82	
F 26	Davidson	15	-	A	W 58 50	
F 29	North Carolina	15	-	H	W 94 64	
M 6	Maryland	12	-	N4	W 51 48	
M 7	West Virginia	12	9	N4	W 90 88	
M 8	NC State	12	-	N4	L 68 77	

*N1 - Community Center, Shelby, N.C.*

*N2 - Dixie Classic, Reynolds Coliseum, Raleigh, N.C.*

*N3 - Madison Square Garden, New York, N.Y.*

*N4 - Southern Conference Tournament, Reynolds Coliseum, Raleigh, N.C.*

**1952-53**

**Record: 17-8**

**Head Coach:** Harold Bradley

Date	Opponent	Rank	Site	Result		
D 1	Vanderbilt	-	H	W 94 88		
D 6	Wake Forest	-	H	L 86 91		
D 9	Washington & Lee	-	A	W 91 80		
D 13	Tennessee	-	A	W 89 82		
D 16	Davidson	-	H	W 94 65		
D 20	Temple	-	A	L 64 67		
D 22	George Washington	-	A	L 87 113		
D 29	Brigham Young	-	-	N1	L 68 69	
D 30	Pennsylvania	-	-	N1	L 80 97	
D 31	Princeton	-	-	N1	W 74 59	
J 7	South Carolina	-	-	A	W 76 67	
J 10	NC State	-	9	H	L 64 82	
J 13	VMI	-	-	H	W 78 55	
J 31	Navy	-	16	H	W 78 73	
F 3	West Virginia	-	-	H	W 91 86	
F 5	NYU	-	-	H	W 89 82	
F 6	North Carolina	-	12	A	W 95 89	
F 9	George Washington	-	-	H	W 83 80	
F 12	Wake Forest	10T	-	A	W 101 99	
F 14	NC State	-	12	A	W 84 82	
F 19	William & Mary	10T	18	-	A	L 82 85
F 21	South Carolina	18	-	H	W 98 68	
F 23	Davidson	18	-	A	W 99 72	
F 27	North Carolina	-	-	H	W 83 58	
M 5	Maryland	-	-	N2	L 65 74	

*N1 - Dixie Classic, Reynolds Coliseum, Raleigh, N.C.*

*N2 - Southern Conference Tournament, Reynolds Coliseum, Raleigh, N.C.*

**ATLANTIC COAST CONFERENCE ERA BEGINS**

**1953-54**

Record: 21-6

ACC: 9-1 (1st)

Head Coach: Harold Bradley

Date	Opponent	Rank	Site	Result
D 2	Furman	-	-	H W 110 76
D 5	Tennessee	-	-	H W 101 61
D 7	Vanderbilt	-	-	A L 66 71
D 12	William & Mary	-	-	H W 109 44
D 15	Davidson	13	-	H W 78 37
D 19	West Virginia	13	-	A W 67 64
D 21	Kentucky	13	2	A1 L 69 85
D 22	UCLA	-	13	N1 L 67 72
D 28	Oregon State	-	12	N2 W 71 61
D 29	Wake Forest	-	-	N2 W 83 66
D 30	Navy	-	-	N2 W 98 83
J 2	Virginia	-	-	H W 86 64
J 4	South Carolina	-	-	A W 89 69
J 6	Virginia Tech	8	-	H W 82 45
J 9	NC State	8	20	H W 87 85
J 12	Wake Forest	9	-	A L 89 96
J 30	Navy	20	-	A W 82 65
F 4	North Carolina	8	-	H W 63 47
F 6	George Washington	8	11	H L 71 76
F 9	NC State	15	19	A W 90 89
F 13	Virginia Tech	15	-	A W 107 53
F 16	Maryland	14	11	A W 68 61
F 20	North Carolina	14	-	A W 67 63
F 23	South Carolina	10	-	H W 89 55
F 26	Wake Forest	10	-	H W 90 81
M 4	Virginia	11	-	N3 W 96 68
M 5	NC State	11	18	N3 L 75 79

A1 - Kentucky Invitational, Memorial Coliseum, Lexington, Ky.

N1 - Kentucky Invitational, Memorial Coliseum, Lexington, Ky.

N2 - Dixie Classic, Reynolds Coliseum, Raleigh, N.C.

N3 - ACC Tournament, Reynolds Coliseum, Raleigh, N.C.

**1954-55**

Record: 20-8

ACC: 11-3 (2nd)

Head Coach: Harold Bradley

Date	Opponent	Rank	Site	Result
D 3	Clemson	-	-	H W 115 54
D 7	Maryland	17	-	A L 47 49
D 10	South Carolina	17	-	H W 95 55
D 14	Davidson	-	-	A W 107 75
D 17	Maryland	-	-	H W 68 61
D 20	Pittsburgh	-	-	A W 90 68
D 27	West Virginia	-	12	N1 W 92 79
D 28	Minnesota	18	11	N1 L 73 79
D 29	North Carolina	18	-	N1 L 52 65
J 3	Florida State	18	-	H W 97 75
J 5	Temple	17	-	H W 81 64
J 8	NC State	17	3	H L 91 96
J 11	Clemson	-	-	A W 75 66
J 12	South Carolina	-	-	A W 82 64
J 15	Virginia	-	-	H W 109 89
J 31	George Washington	-	16	A L 73 92
F 4	North Carolina	-	-	A W 91 68
F 5	West Virginia	-	-	H W 115 75
F 9	Wake Forest	-	-	A W 75 73
F 12	Navy	-	-	A W 71 56
F 15	NC State	-	7	A L 78 84
F 19	Wake Forest	-	-	H W 84 65
F 22	Virginia	-	-	A W 105 92
F 25	North Carolina	-	-	H W 96 74
M 3	South Carolina	-	-	N2 W 83 67
M 4	Virginia	10T	-	N2 W 90 77
M 5	NC State	-	15	N2 L 77 87
M 8	Villanova	-	-	N3 L 73 74

N1 - Dixie Classic, Reynolds Coliseum, Raleigh, N.C.

N2 - ACC Tournament, Reynolds Coliseum, Raleigh, N.C.

N3 - NCAA Tournament, Madison Square Garden, New York, N.Y.

**1955-56**

Record: 19-7

ACC: 10-4 (T3rd)

Head Coach: Harold Bradley

Date	Opponent	Rank	Site	Result
D 2	Clemson	-	-	H W 97 63
D 9	South Carolina	-	-	H W 82 68
D 10	Georgia Tech	-	-	H W 87 66
D 16	Pennsylvania	-	-	A1 W 98 80
D 17	Villanova	-	-	A1 W 86 76
D 20	Pittsburgh	14	-	A W 92 54
D 29	Wyoming	8	-	N1 W 71 54
D 30	North Carolina	8	4	N1 L 64 74
D 31	Wake Forest	8	-	N1 W 64 52

J 4	Wake Forest	11	-	A L 71 84
J 7	NC State	11	2	H W 68 58
J 10	South Carolina	6	-	A W 63 52
J 11	Clemson	6	-	A W 109 80
J 14	Maryland	6	-	H W 76 62
F 1	Kentucky	10	8	A L 76 81
F 4	North Carolina	10	9	H W 64 59
F 7	Maryland	8	-	A W 82 70
F 9	Virginia	8	-	H W 74 59
F 11	Wake Forest	8	-	H L 77 80
F 14	NC State	11	5	A L 81 90
F 18	Navy	11	-	H W 93 70
F 21	Virginia	11	-	A W 92 58
F 24	North Carolina	11	9	A L 65 73
F 25	George Washington	11	19	H W 90 71
M 1	Maryland	11	-	N2 W 94 69
M 2	NC State	11	5	N2 L 79 91

A1 - The Palestra, Philadelphia, Pa.

N1 - Dixie Classic, Reynolds Coliseum, Raleigh, N.C.

N2 - ACC Tournament, Reynolds Coliseum, Raleigh, N.C.

**1956-57**

Record: 13-11

ACC: 8-6 (3rd)

Head Coach: Harold Bradley

Date	Opponent	Rank	Site	Result	
N 30	Georgia Tech	-	-	A W 71 61	
D 4	Clemson	-	-	A W 84 78	
D 5	South Carolina	-	-	N1 W 104 76	
D 14	Alabama	-	9	N2 W 89 78	
D 15	West Virginia	-	13	N2 L 82 83	
D 18	Kentucky	13	7	H W 85 84	
D 27	West Virginia	9	4	N3 W 73 67	
D 28	North Carolina	9	2	N3 L 71 87	
D 29	NC State	9	-	N3 L 80 102	
J 5	NC State	-	-	H W 92 85	
J 10	Maryland	15	-	A L 51 62	
J 12	Clemson	15	-	H W 80 70	
J 29	Wake Forest	19	13	A L 59 77	
J 31	Maryland	19	-	H W 72 60	
F 2	Navy	10T	19	-	A L 69 71
F 5	Pittsburgh	-	-	H W 90 72	
F 9	North Carolina	-	1	A L 73 75	
F 12	NC State	14	-	A L 72 79	
F 16	Wake Forest	17	11	H W 75 64	
F 19	Virginia	16	-	A L 81 90	
F 23	South Carolina	16	-	H W 94 81	
F 27	Virginia	-	-	H W 81 66	
M 1	North Carolina	-	1	H L 72 86	
M 7	South Carolina	-	-	N4 L 81 84	

N1 - Charlotte Coliseum, Charlotte, N.C.

N2 - Birmingham Classic, Birmingham City Auditorium, Birmingham, Ala.

N3 - Dixie Classic, Reynolds Coliseum, Raleigh, N.C.

N4 - ACC Tournament, Reynolds Coliseum, Raleigh, N.C.

**1957-58**

Record: 18-7

ACC: 11-3 (1st)

Head Coach: Harold Bradley

Date	Opponent	Rank	Site	Result
D 2	Kentucky	-	-	A L 74 78
D 6	Clemson	-	-	H W 79 66
D 14	Villanova	-	-	H W 60 53
D 17	South Carolina	-	-	A L 51 62
D 21	Pittsburgh	20T	-	A L 84 87
D 26	Seton Hall	-	-	N1 W 69 62
D 27	North Carolina	-	4	N1 L 62 76
D 28	Wake Forest	10T	-	N1 W 79 75
J 4	NYU	-	-	N2 W 67 60
J 8	Maryland	-	11	A L 49 74
J 11	NC State	20T	-	13 H W 76 75
J 27	West Virginia	-	1	H W 72 68
J 30	Virginia	-	-	H W 88 71
F 1	Wake Forest	-	-	A W 70 56
F 3	South Carolina	-	-	H W 61 49
F 4	Clemson	13	-	N3 W 73 57
F 8	North Carolina	13	7	A W 91 75
F 11	NC State	8	10	A W 65 48
F 15	Wake Forest	8	-	H W 71 59
F 19	Navy	7	-	A W 77 63
F 21	Maryland	7	14	H W 68 59
F 25	Virginia	30T	6	A L 68 70
F 28	North Carolina	6	9	H W 59 46
M 6	Wake Forest	6	-	N4 W 51 44
M 7	Maryland	10T	6	17 N4 L 65 71

N1 - Dixie Classic, Reynolds Coliseum, Raleigh, N.C.

N2 - Madison Square Garden, New York, N.Y.

N3 - Charlotte Coliseum, Charlotte, N.C.

N4 - ACC Tournament, Reynolds Coliseum, Raleigh, N.C.

**1958-59**

Record: 13-12

ACC: 7-7 (T3rd)

Head Coach: Harold Bradley

Date	Opponent	Rank	Site	Result
D 5	Clemson	-	-	A L 55 56
D 8	Kentucky	-	-	H L 64 78
D 12	West Virginia	-	4	A L 63 101
D 15	South Carolina	-	-	H W 68 61
D 19	Pennsylvania	-	-	A W 66 57
D 20	Villanova	-	-	A L 67 74
D 29	Michigan State	-	9	N1 L 57 82
D 30	Yale	-	-	N1 W 56 53
D 31	Louisville	-	-	N1 W 57 54
J 5	Wake Forest	-	-	A W 58 57
J 7	Maryland	-	-	A L 33 64
J 10	NC State	-	2	H L 60 67
J 13	Clemson	-	-	H W 45 41
J 15	Virginia	-	-	A L 67 86
J 17	Maryland	-	-	H W 78 69
J 31	Pittsburgh	-	-	H W 75 66
F 3	South Carolina	-	-	A W 80 72
F 6	North Carolina	-	2	H L 80 89
F 10	NC State	-	6	A L 72 80
F 14	Navy	-	-	H W 64 63
F 17	Wake Forest	-	-	H W 85 78
F 20	Virginia	-	-	H W 71 63
F 28	North Carolina	-	3	A L 62 72
M 5	Wake Forest	-	-	N2 W 78 71
M 6	North Carolina	-	5	N2 L 71 74

N1 - Dixie Classic, Reynolds Coliseum, Raleigh, N.C.

N2 - ACC Tournament, Reynolds Coliseum, Raleigh, N.C.

**VIC BUBAS ERA BEGINS**

**1959-60**

Record: 17-11

ACC: 7-7 (4th)

Head Coach: Vic Bubas

- ▶ ACC Champions
- ▶ NCAA Elite Eight

Date	Opponent	Rank	Site	Result
D 1	Georgia Tech	-	-	H L 49 59
D 5	Clemson	-	-	H W 68 59
D 12	South Carolina	-	-	A W 72 70
D 18	Alabama	-	-	N1 W 78 60
D 19	Navy	-	-	N1 W 76 71
D 28	Utah	16	6	N2 W 63 52
D 29	North Carolina	18	-	N2 L 53 75
D 30	Dayton	18	-	N2 L 63 71
J 4	Bucknell	-	-	H W 72 36
J 9	NC State	-	-	H W 47 34
J 12	Clemson	-	-	A W 50 41
J 16	Maryland	-	-	H L 48 56
J 30	South Carolina	-	-	H W 79 65
F 3	Wake Forest	-	-	A L 63 80
F 6	Navy	-	-	A W 58 48
F 9	NC State	-	-	A L 53 63
F 13	North Carolina	-	13	A L 58 84
F 16	Virginia	-	-	H W 78 66
F 18	Maryland	-	-	A L 61 71
F 20	Wake Forest	-	-	H L 64 83
F 22	Virginia	-	-	A W 79 63
F 27	North Carolina	-	-	H L 50 75
M 3	South Carolina	-	-	N3 W 82 69
M 4	North Carolina	-	16	N3 W 71 69
M 5	Wake Forest	-	18	N3 W 63 59
M 8	Princeton	18	-	N4 W 84 60
M 11	St. Joseph's	18	-	N5 W 58 56
M 12	NYU	18	12	N5 L 59 74

N1 - Birmingham Classic, Birmingham City Auditorium, Birmingham, Ala.

N2 - Dixie Classic, Reynolds Coliseum, Raleigh, N.C.

N3 - ACC Tournament, Reynolds Coliseum, Raleigh, N.C.

N4 - NCAA Tournament, Madison Square Garden, New York, N.Y.

N5 - NCAA Tournament, Charlotte Coliseum, Charlotte, N.C.



**1960-61**

**Record:** 22-6      **ACC:** 10-4 (3rd)

**Head Coach:** Vic Bubas

Date	Opponent	Rank	Site	Result	
D 3	Louisiana State	10T	-	H W 80 74	
D 9	Penn State	-	-	N1 W 69 46	
D 10	West Virginia	-	-	N W 66 64	
D 12	South Carolina	-	-	H W 107 79	
D 15	Clemson	8	-	A W 75 58	
D 19	Georgia Tech	8	15	A W 61 48	
D 21	Florida	7	-	N2 W 83 64	
D 29	Wyoming	6	-	N3 W 86 59	
D 30	Marquette	6	-	N3 W 86 73	
D 31	North Carolina	6	11	N3 L 71 76	
J 3	Navy	8	-	N4 W 78 63	
J 7	NC State	8	-	H W 81 67	
J 11	Virginia	10T	8	-	A W 92 90
J 14	Maryland	8	-	H W 70 62	
J 28	Clemson	5	-	H W 79 59	
J 31	South Carolina	4	-	A W 107 94	
F 4	North Carolina	4	5	H W 81 77	
F 7	NC State	3	-	A L 59 61	
F 9	Wake Forest	3	-	H W 100 90	
F 14	Wake Forest	3	-	A L 89 103	
F 16	Maryland	3	-	A L 71 76	
F 18	Navy	3	-	A W 75 73	
F 20	Virginia	3	-	H W 77 66	
F 23	Seton Hall	6	-	N5 W 112 78	
F 25	North Carolina	10T	6	7	A L 66 69
M 2	Virginia	9	-	N6 W 89 54	
M 3	South Carolina	9	-	N6 W 92 75	
M 4	Wake Forest	9	-	N6 L 81 96	

*N1 - Charlotte Coliseum, Charlotte, N.C.*  
*N2 - Jacksonville Coliseum, Jacksonville, Fla.*  
*N3 - Dixie Classic, Reynolds Coliseum, Raleigh, N.C.*  
*N4 - Greensboro Coliseum, Greensboro, N.C.*  
*N5 - Madison Square Garden, New York, N.Y.*  
*N6 - ACC Tournament, Reynolds Coliseum, Raleigh, N.C.*

**1961-62**

**Record:** 20-5      **ACC:** 11-3 (2nd)

**Head Coach:** Vic Bubas

Date	Opponent	Rank	Site	Result
D 1	Florida	7	-	H W 80 58
D 5	Davidson	7	-	H W 117 72
D 8	Louisville	7	-	H W 86 56
D 11	Clemson	7	-	H W 89 66
D 13	South Carolina	7	-	A W 76 69
D 15	Duquesne	7	-	N1 L 61 66
D 16	Arizona	7	-	N1 W 78 47
D 18	West Virginia	7	-	A W 69 65
D 30	Wake Forest	10	-	N2 W 75 73
J 3	Penn State	8	-	H W 95 55
J 6	NC State	8	-	H L 60 61
J 11	Clemson	10	-	A W 104 96
J 13	Maryland	10	-	H W 84 68
J 27	Wake Forest	7	-	H W 82 68
J 30	South Carolina	6	-	H W 89 73
F 3	North Carolina	6	-	H W 79 57
F 6	NC State	5	-	A L 55 71
F 10	Virginia	5	-	H W 101 75
F 13	Maryland	7	-	A W 79 53
F 15	Wake Forest	7	-	A L 79 97
F 17	Navy	7	-	H W 91 72
F 19	Virginia	7	-	A W 97 71
F 24	North Carolina	8	-	A W 82 74
M 1	Maryland	8	-	N3 W 71 58
M 2	Clemson	8	-	N3 L 72 77

*N1 - Steel Bowl, Fitzgerald Fieldhouse, Pittsburgh, Pa.*  
*N2 - Greensboro Coliseum, Greensboro, N.C.*  
*N3 - ACC Tournament, Reynolds Coliseum, Raleigh, N.C.*

**1962-63**

**Record:** 27-3      **ACC:** 14-0 (1st)

**Head Coach:** Vic Bubas

- ▶ ACC Champions
- ▶ NCAA Final Four

Date	Opponent	Rank	Site	Result
D 1	Davidson	2	-	H W 76 68
D 4	South Carolina	2	-	H W 95 63
D 8	Maryland	2	-	H W 92 56
D 11	Vanderbilt	2	-	H W 90 70
D 13	Clemson	2	-	A W 92 67
D 15	Louisville	2	-	A W 76 75
D 18	Davidson	2	-	A L 69 72
D 21	Miami	2	-	A L 69 71
D 28	Princeton	8	-	H W 85 74

D 29	Wake Forest	8	-	N1 W 113 87
J 2	Virginia	7	-	H W 82 65
J 5	NC State	7	-	H W 78 52
J 9	Navy	6	-	A W 85 70
J 12	Clemson	6	-	H W 78 67
J 26	West Virginia	4	6	H W 111 71
J 29	South Carolina	3	-	A W 88 70
F 2	North Carolina	3	-	A W 77 69
F 6	Wake Forest	3	-	A W 97 66
F 9	NC State	3	-	A W 56 55
F 13	Virginia	3	-	A W 79 74
F 16	Wake Forest	3	-	H W 73 60
F 19	Maryland	2	-	A W 76 70
F 23	North Carolina	2	-	H W 106 93
F 28	Virginia	2	-	N2 W 89 70
M 1	NC State	2	-	N2 W 82 65
M 2	Wake Forest	2	-	N2 W 68 57
M 15	NYU	2	9	N3 W 81 76
M 16	St. Joseph's	2	-	N3 W 73 59
M 22	Loyola, Chicago	2	3	N4 L 75 94
M 23	Oregon State	2	-	N4 W 85 63

*N1 - Greensboro Coliseum, Greensboro, N.C.*  
*N2 - ACC Tournament, Reynolds Coliseum, Raleigh, N.C.*  
*N3 - NCAA Tournament, Cole Field House, College Park, Md.*  
*N4 - NCAA Final Four, Freedom Hall, Louisville, Ky.*

**1963-64**

**Record:** 26-5      **ACC:** 13-1 (1st)

**Head Coach:** Vic Bubas

- ▶ ACC Champions
- ▶ NCAA Final Four

Date	Opponent	Rank	Site	Result	
N 30	Penn State	4	-	H W 92 62	
D 6	Ohio State	4	7	N1 W 76 75	
D 7	West Virginia	4	-	A1 W 86 81	
D 11	Vanderbilt	10T	3	-	A L 92 97
D 14	Clemson	3	-	H W 75 52	
D 16	South Carolina	3	-	A W 77 70	
D 19	Virginia	5	-	H W 84 73	
D 21	Michigan	5	3	A L 67 83	
D 30	Auburn	8	-	N2 W 84 67	
D 31	Kentucky	9	1	N3 L 79 81	
J 4	NC State	9	-	H W 91 70	
J 8	Clemson	9	-	A W 81 75	
J 11	North Carolina	9	-	H W 84 64	
J 25	Tennessee	20T	8	-	N4 W 67 65
J 30	South Carolina	8	-	H W 80 67	
F 1	Navy	8	-	H W 121 63	
F 5	NC State	7	-	A W 66 48	
F 8	Maryland	7	-	A W 104 72	
F 10	Virginia	7	-	A W 80 59	
F 15	Davidson	5	4	H W 82 75	
F 18	Wake Forest	4	-	A L 71 72	
F 22	Maryland	4	-	H W 84 63	
F 25	Wake Forest	4	-	H W 98 83	
F 29	North Carolina	4	-	A W 104 69	
M 5	NC State	4	-	N5 W 75 44	
M 6	North Carolina	4	-	N5 W 65 49	
M 7	Wake Forest	4	-	N5 W 80 59	
M 13	Villanova	3	7	N6 W 87 73	
M 14	Connecticut	3	-	N6 W 101 54	
M 20	Michigan	3	2	N7 W 91 80	
M 21	UCLA	3	1	N7 L 83 98	

*N1 - West Virginia Centennial, WVU Fieldhouse, Morgantown, W.Va.*  
*A1 - West Virginia Centennial, WVU Fieldhouse, Morgantown, W.Va.*  
*N2 - Sugar Bowl Tournament, Municipal Auditorium, New Orleans, La.*  
*N3 - Sugar Bowl Tournament, Loyola Field House, New Orleans, La.*  
*N4 - Greensboro Coliseum, Greensboro, N.C.*  
*N5 - ACC Tournament, Reynolds Coliseum, Raleigh, N.C.*  
*N6 - NCAA Tournament, Reynolds Coliseum, Raleigh, N.C.*  
*N7 - NCAA Final Four, Municipal Auditorium, Kansas City, Mo.*

**1964-65**

**Record:** 20-5      **ACC:** 11-3 (1st)

**Head Coach:** Vic Bubas

Date	Opponent	Rank	Site	Result	
D 1	Virginia Tech	5	-	N1 W 98 63	
D 5	Michigan	5	1	H L 79 86	
D 10	Navy	10T	8	-	N2 W 93 87
D 12	South Carolina	8	-	H W 111 72	
D 16	Clemson	6	-	A W 80 79	
D 19	Virginia	6	-	A W 104 91	
D 30	Ohio State	20T	8	-	A W 94 89
J 2	Wake Forest	8	-	N W 91 86	
J 5	Penn State	6	-	H W 121 88	
J 9	North Carolina	6	-	H L 62 65	
J 12	Clemson	10	-	H W 106 81	
J 16	Wake Forest	10	-	H W 105 77	

F 1	Maryland	10	-	H W 82 64	
F 3	NC State	6	-	A W 84 74	
F 6	West Virginia	6	-	H W 109 89	
F 9	NC State	10T	6	-	H W 78 67
F 11	Virginia	6	-	H W 136 72	
F 13	Wake Forest	6	-	A W 93 80	
F 17	South Carolina	6	-	A W 87 59	
F 20	Notre Dame	6	-	N4 W 101 88	
F 23	Maryland	5	-	A L 82 85	
F 27	North Carolina	5	-	A L 66 71	
M 4	South Carolina	8	-	N5 W 62 60	
M 5	Wake Forest	8	-	N5 W 101 81	
M 6	NC State	8	-	N5 L 85 91	

*N1 - Greensboro Coliseum, Greensboro, N.C.*  
*N2 - Baltimore Civic Center, Baltimore, Md.*  
*N4 - Chicago Stadium, Chicago, Ill.*  
*N5 - ACC Tournament, Reynolds Coliseum, Raleigh, N.C.*

**1965-66**

**Record:** 26-4      **ACC:** 12-2 (1st)

**Head Coach:** Vic Bubas

- ▶ ACC Champions
- ▶ NCAA Final Four

Date	Opponent	Rank	Site	Result	
D 1	Virginia Tech	3	-	N1 W 112 79	
D 4	Clemson	3	-	H W 83 68	
D 6	South Carolina	3	-	A L 71 73	
D 10	UCLA	6	1	H W 82 66	
D 11	UCLA	6	1	N2 W 94 75	
D 14	Furman	1	-	H W 102 67	
D 18	Virginia	1	-	A W 75 72	
D 21	Michigan	10T	1	3	N3 W 100 93
D 31	Notre Dame	1	-	N1 W 95 73	
J 1	Wake Forest	1	-	N1 W 92 76	
J 3	Penn State	1	-	H W 83 58	
J 8	North Carolina	1	-	A W 88 77	
J 11	Clemson	1	-	A W 87 85	
J 13	Maryland	1	-	H W 76 61	
J 15	Wake Forest	1	-	H W 101 81	
J 29	NC State	1	-	H W 84 77	
F 7	West Virginia	1	-	A L 90 94	
F 10	NC State	2	-	A W 78 74	
F 12	Virginia	2	-	H W 81 55	
F 14	South Carolina	2	-	H W 41 38	
F 19	Maryland	2	-	A W 74 69	
F 22	Wake Forest	10T	2	-	A L 98 99
F 26	North Carolina	2	-	H W 77 63	
M 3	Wake Forest	3	-	N4 W 103 73	
M 4	North Carolina	3	-	N4 W 21 20	
M 5	NC State	3	-	N4 W 71 66	
M 11	St. Joseph's	2	5	N5 W 76 74	
M 12	Syracuse	2	-	N5 W 91 81	
M 18	Kentucky	2	1	N6 L 79 83	
M 19	Utah	2	-	N6 W 79 77	

*N1 - Greensboro Coliseum, Greensboro, N.C.*  
*N2 - Charlotte Coliseum, Charlotte, N.C.*  
*N3 - Cobo Arena, Detroit, Mich.*  
*N4 - ACC Tournament, Reynolds Coliseum, Raleigh, N.C.*  
*N5 - NCAA Tournament, Reynolds Coliseum, Raleigh, N.C.*  
*N6 - NCAA Final Four, Cole Field House, College Park, Md.*

**1966-67**

**Record:** 18-9      **ACC:** 9-3 (2nd)

**Head Coach:** Vic Bubas

Date	Opponent	Rank	Site	Result	
D 2	Virginia Tech	4	-	N1 L 71 85	
D 3	Michigan	4	-	H W 96 75	
D 9	UCLA	7	1	A L 54 88	
D 10	UCLA	7	1	A L 87 107	
D 13	Vanderbilt	-	-	H W 97 89	
D 16	Virginia	-	-	H W 98 82	
D 29	Ohio State	-	-	N2 L 82 83	
D 30	Wake Forest	-	-	N2 W 78 73	
J 3	Penn State	-	-	H W 89 84	
J 7	North Carolina	-	3	H L 56 59	
J 10	Clemson	-	-	H W 85 61	
J 14	Maryland	10T	-	-	A W 72 69
J 28	NC State	-	-	H W 99 60	
F 1	Virginia	-	-	A W 100 77	
F 4	West Virginia	-	-	N2 W 91 75	
F 8	NC State	-	-	A W 69 65	
F 11	Louisiana-Lafayette	-	-	H W 94 83	
F 14	Clemson	-	-	A L 68 73	
F 18	Maryland	-	-	H W 81 58	
F 21	Wake Forest	-	-	H W 87 84	
F 25	Notre Dame	-	-	N W 77 65	
F 28	Wake Forest	-	-	A W 113 71	
M 4	North Carolina	-	3	A L 79 92	

**2023-24 DUKE BASKETBALL**

ALL-TIME RESULTS

M 9	Virginia	-	-	N3	W	99	78
M 10	South Carolina	-	-	N3	W	69	66
M 11	North Carolina	-	4	N3	L	73	83
M 13	Southern Illinois	-	-	N4	L	63	72

*N1 - Charlotte Coliseum, Charlotte, N.C.*

*N2 - Greensboro Coliseum, Greensboro, N.C.*

*N3 - ACC Tournament, Greensboro Coliseum, Greensboro, N.C.*

*N4 - NIT Tournament, Madison Square Garden, New York, N.Y.*

**1967-68**

**Record:** 22-6 **ACC:** 11-3 (2nd)

**Head Coach:** Vic Bubas

Date	Opponent	Rank	Site	Result
D 1	Virginia Tech	-	-	N1 W 74 66
D 6	Michigan	-	-	A W 93 72
D 9	Alabama	-	-	A W 86 80
D 13	Virginia	-	-	H W 103 61
D 16	Vanderbilt	-	3	A L 75 76
D 19	Princeton	-	-	H W 85 79
D 30	Wake Forest	-	-	N1 W 103 76
J 3	Davidson	-	-	H W 89 84
J 6	North Carolina	-	3	A L 72 75
J 9	Clemson	-	-	H W 101 79
J 13	Maryland	-	-	A W 84 52
J 27	NC State	-	-	H W 82 76
J 30	South Carolina	9	-	A L 80 83
F 1	Virginia	9	-	A W 90 78
F 6	Maryland	-	-	H W 85 64
F 8	Southern Illinois	-	-	N2 W 78 54
F 10	Notre Dame	-	-	N3 W 73 67
F 14	Wake Forest	10	-	H W 105 65
F 17	Temple	10	-	H W 92 57
F 20	Clemson	8	-	A W 82 70
F 22	Wake Forest	8	-	A W 50 41
F 24	South Carolina	8	-	H L 50 56
F 28	NC State	10	-	A W 71 61
M 2	North Carolina	30T	10	3 H W 87 86
M 7	Clemson	6	-	N4 W 43 40
M 8	NC State	6	-	N4 L 10 12
M 14	Oklahoma City	10	-	N5 W 97 81
M 18	St. Peter's	10	-	N5 L 71 100

*N1 - Greensboro Coliseum, Greensboro, N.C.*

*N2 - Madison Square Garden, New York, N.Y.*

*N3 - Chicago Stadium, Chicago, Ill.*

*N4 - ACC Tournament, Charlotte Coliseum, Charlotte, N.C.*

*N5 - NIT Tournament, Madison Square Garden, New York, N.Y.*

**1968-69**

**Record:** 15-13 **ACC:** 8-6 (T3rd)

**Head Coach:** Vic Bubas

Date	Opponent	Rank	Site	Result
N 30	Virginia Tech	17	-	N1 W 87 76
D 2	Alabama	17	-	H W 86 48
D 7	Princeton	16	-	N2 W 81 62
D 9	Michigan	16	-	H L 80 90
D 11	Virginia	9	-	A L 75 81
D 14	East Tennessee State	9	-	H L 63 71
D 20	Wake Forest	-	-	N L 78 106
D 28	Clemson	-	-	H W 96 70
D 30	Western Kentucky	-	-	N3 W 73 72
D 31	Iowa	-	-	N3 W 85 82
J 4	North Carolina	-	4	A L 70 94
J 8	Wake Forest	-	-	A W 85 81
J 11	Maryland	-	-	H W 96 85
J 25	NC State	-	-	H L 74 77
J 28	Temple	-	-	A L 69 73
F 1	South Carolina	-	19	A L 57 64
F 5	Clemson	-	-	A W 85 76
F 8	South Carolina	-	-	H L 72 82
F 10	Maryland	-	-	A W 93 83
F 12	Wake Forest	-	-	H W 122 93
F 15	West Virginia	-	-	A L 88 90
F 17	Virginia	-	-	H W 100 81
F 19	Davidson	10T	-	5 A L 80 88
F 26	NC State	-	-	A L 73 88
M 1	North Carolina	-	2	H W 87 81
M 6	Virginia	-	-	N4 W 99 86
M 7	South Carolina	-	13	N4 W 68 59
M 8	North Carolina	-	4	N4 L 74 85

*N1 - Greensboro Coliseum, Greensboro, N.C.*

*N2 - Madison Square Garden, New York, N.Y.*

*N3 - Sugar Bowl Tournament, Municipal Auditorium, New Orleans, La.*

*N4 - ACC Tournament, Charlotte Coliseum, Charlotte, N.C.*

**1969-70**

**Record:** 17-9 **ACC:** 8-6 (4th)

**Head Coach:** Bucky Waters

Date	Opponent	Rank	Site	Result
D 1	Virginia Tech	20T	-	- N1 W 66 63
D 6	Virginia	-	-	H W 57 45
D 10	Michigan	-	-	A W 73 68
D 13	William & Mary	-	-	H W 84 77
D 15	East Carolina	-	-	H W 80 65
D 19	Dayton	-	-	N2 W 72 67
D 20	Kentucky	-	1	A1 L 76 98
D 23	Wake Forest	-	-	N W 98 90
J 3	Penn State	-	-	H W 93 43
J 7	Wake Forest	10T	19	- H W 78 72
J 10	North Carolina	19	4	A L 78 86
J 24	NC State	16	10	H L 76 77
J 28	Maryland	-	-	A L 50 52
J 31	South Carolina	-	4	H L 55 67
F 4	Clemson	-	-	A W 92 88
F 7	West Virginia	-	-	N1 W 82 70
F 9	Clemson	-	-	H W 91 75
F 11	Wake Forest	-	-	A W 67 65
F 14	South Carolina	-	2	A L 65 82
F 18	Davidson	10T	-	9 A W 79 76
F 21	Maryland	-	-	H W 87 76
F 23	Virginia	-	-	A L 57 61
F 25	NC State	-	14	A W 71 69
F 28	North Carolina	-	19	H W 91 83
M 5	Wake Forest	-	-	N3 L 73 81
M 14	Utah	-	-	N4 L 75 78

*N1 - Greensboro Coliseum, Greensboro, N.C.*

*N2 - Kentucky Invitational, Memorial Gymnasium, Lexington, Ky.*

*A1 - Kentucky Invitational, Memorial Gymnasium, Lexington, Ky.*

*N3 - ACC Tournament, Charlotte Coliseum, Charlotte, N.C.*

*N4 - NIT Tournament, Madison Square Garden, New York, N.Y.*

**1970-71**

**Record:** 20-10 **ACC:** 9-5 (3rd)

**Head Coach:** Bucky Waters

Date	Opponent	Rank	Site	Result
D 1	Princeton	13	-	N1 W 79 75
D 5	Virginia	13	-	A L 70 75
D 7	Michigan	13	-	H W 95 74
D 12	South Carolina	-	2	A L 78 98
D 15	Virginia Tech	-	-	H W 104 75
D 18	Wake Forest	-	-	N2 L 77 83
D 19	North Carolina	-	20	N2 L 81 83
D 22	Dayton	-	-	A W 70 64
D 26	Santa Clara	-	-	H W 86 80
D 29	Northwestern	-	-	N3 W 93 87
D 30	Penn State	-	-	N3 W 67 56
J 6	Wake Forest	-	-	A W 68 67
J 9	North Carolina	-	20	A L 74 79
J 13	NC State	-	-	H L 89 93
J 16	Clemson	-	-	A W 82 56
F 1	South Carolina	-	10	H W 82 71
F 6	Maryland	-	-	H L 79 88
F 10	Wake Forest	-	-	H W 83 78
F 13	Maryland	-	-	A W 70 67
F 16	Davidson	-	-	N1 W 64 55
F 20	Virginia	-	-	H W 101 69
F 24	NC State	-	-	A W 82 78
F 27	Seton Hall	-	-	N4 W 89 61
M 2	Clemson	-	-	H W 70 60
M 6	North Carolina	-	12	H W 92 83
M 11	NC State	19	-	N5 L 61 68
M 20	Dayton	-	-	N6 W 68 60
M 22	Tennessee	-	17	N6 W 78 64
M 25	North Carolina	-	13	N6 L 67 73
M 27	St. Bonaventure	10T	-	- N6 L 88 92

*N1 - Greensboro Coliseum, Greensboro, N.C.*

*N2 - Big Four Tournament, Greensboro Coliseum, Greensboro, N.C.*

*N3 - Holiday Classic, Greensboro Coliseum, Greensboro, N.C.*

*N4 - Madison Square Garden, New York, N.Y.*

*N5 - ACC Tournament, Greensboro Coliseum, Greensboro, N.C.*

*N6 - NIT Tournament, Madison Square Garden, New York, N.Y.*

**1971-72**

**Record:** 14-12 **ACC:** 6-6 (T4th)

**Head Coach:** Bucky Waters

Date	Opponent	Rank	Site	Result
D 1	Richmond	-	-	H W 54 42
D 4	Virginia	-	-	H L 77 86
D 7	Pennsylvania	10T	-	10 H L 49 50
D 11	East Carolina	-	-	H W 71 62
D 17	NC State	-	-	N1 L 62 67
D 18	Wake Forest	-	-	N1 W 70 58

D 22	Dayton	-	-	H W 68 66
D 27	St. Peter's	-	-	N2 L 74 77
D 28	Syracuse	-	-	N2 L 72 74
J 5	Virginia Tech	-	-	N3 W 83 73
J 12	NC State	-	-	A L 58 85
J 15	Clemson	-	-	H W 71 69
J 19	Canisius	-	-	H W 86 58
J 22	North Carolina	-	3	H W 76 74
J 26	Wake Forest	-	-	H W 77 66
F 5	Maryland	-	-	A L 58 77
F 9	Wake Forest	-	-	A L 57 62
F 12	William & Mary	-	-	H W 87 69
F 16	Davidson	-	-	A L 72 74
F 19	Virginia	-	6	A W 86 76
F 23	NC State	10T	-	- H W 74 73
F 26	Maryland	-	12	H W 68 59
M 1	Clemson	-	-	A L 40 59
M 4	North Carolina	-	3	A L 69 93
M 9	NC State	-	-	N4 W 73 60
M 10	North Carolina	-	3	N4 L 48 63

*N1 - Big Four Tournament, Greensboro Coliseum, Greensboro, N.C.*

*N2 - ECAC Holiday Festival, Madison Square Garden, New York, N.Y.*

*N3 - Charlotte Coliseum, Charlotte, N.C.*

*N4 - ACC Tournament, Greensboro Coliseum, Greensboro, N.C.*

**1972-73**

**Record:** 12-14 **ACC:** 4-8 (T4th)

**Head Coach:** Bucky Waters

Date	Opponent	Rank	Site	Result
D 2	William & Mary	-	-	H W 98 74
D 8	Santa Clara	-	-	N1 W 69 65
D 9	San Francisco	-	-	N1 L 68 72
D 12	East Carolina	-	-	H W 108 74
D 15	North Carolina	-	11	N2 L 86 91
D 16	Wake Forest	-	-	N2 W 80 67
D 27	UNLV	-	-	A1 L 83 89
D 28	Purdue	-	-	N3 L 77 82
D 30	Harvard	-	-	H W 102 76
J 3	Virginia	10T	-	- A L 74 80
J 6	Wake Forest	-	-	A L 80 83
J 10	NC State	-	-	A L 87 94
J 13	Clemson	-	-	H W 75 73
J 17	Davidson	-	-	A W 78 75
J 20	North Carolina	-	4	A L 71 82
J 24	Richmond	-	-	A W 70 66
J 27	Georgia Tech	-	-	A L 86 88
F 3	Maryland	-	3	H W 85 81
F 7	Wake Forest	-	-	H W 84 71
F 13	Virginia	-	-	H W 90 66
F 17	Notre Dame	-	-	H W 86 74
F 21	NC State	-	-	H L 50 74
F 24	Maryland	-	8	A L 86 96
F 28	Clemson	-	-	A L 50 75
M 3	North Carolina	-	7	H L 70 72
M 8	Virginia	-	-	N4 L 55 59

*N1 - Cable Car Classic, War Memorial Gymnasium, San Francisco, Calif.*

*N2 - Big Four Tournament, Greensboro Coliseum, Greensboro, N.C.*

*A1 - Las Vegas Classic, Las Vegas Convention Center, Las Vegas, Nev.*

*N3 - Las Vegas Classic, Las Vegas Convention Center, Las Vegas, Nev.*

*N4 - ACC Tournament, Greensboro Coliseum, Greensboro, N.C.*

**1973-74**

**Record:** 10-16 **ACC:** 2-10 (7th)

**Head Coach:** Neill McGeachy

Date	Opponent	Rank	Site	Result
D 1	East Carolina	-	-	H W 82 69
D 3	William & Mary	-	-	A W 93 79
D 8	Virginia	-	-	A L 82 104
D 10	Appalachian State	-	-	H W 83 53
D 26	Western Kentucky	-	-	N1 W 75 69
D 27	Florida	-	-	N1 L 60 77
D 29	Yale	-	-	H W 105 80
J 4	Wake Forest	-	-	N2 L 61 64
J 5	North Carolina	-	4	N2 L 75 84
J 12	Pittsburgh	-	-	A L 46 62
J 16	Clemson	-	-	H W 63 50
J 19	North Carolina	-	5	H L 71 73
J 23	Wake Forest	-	-	H L 71 90
J 26	Princeton	-	-	A W 73 65
J 30	Davidson	-	-	H W 89 72
F 2	Maryland	-	6	A L 83 104
F 4	NC State	-	-	H L 78 92
F 6	Wake Forest	-	-	A L 67 74
F 9	Notre Dame	-	3	A L 68 87
F 13	Virginia	-	-	H W 88 78
F 16	Georgia Tech	-	-	H W 70 60
F 20	NC State	-	-	A L 87 113



F 23	Maryland	-	5	H	L	61	64	
F 27	Clemson	-	-	A	L	68	74	
M 2	North Carolina	10T	-	4	A	L	92	96
M 7	Maryland	-	4	N3	L	66	85	

*N1 - Gator Bowl Classic, Jacksonville Coliseum, Jacksonville, Fla.*  
*N2 - Big Four Tournament, Greensboro Coliseum, Greensboro, N.C.*  
*N3 - ACC Tournament, Greensboro Coliseum, Greensboro, N.C.*

**1974-75**  
**Record:** 13-13      **ACC:** 2-10 (T6th)

**Head Coach:** Bill Foster

Date	Opponent	Rank	Site	Result				
N 30	Cornell	-	-	H	W	100	62	
D 4	East Carolina	-	-	H	W	79	73	
D 20	Louisiana State	-	-	N1	L	95	105	
D 21	Princeton	-	-	N1	W	66	57	
D 27	Pittsburgh	-	-	N2	W	89	75	
D 28	Kent State	-	-	N2	W	83	65	
J 3	North Carolina	10T	-	8	N3	W	99	96
J 4	Wake Forest	-	-	19	N3	L	71	75
J 8	Maryland	-	-	5	A	L	77	83
J 11	South Florida	-	-	-	H	W	95	86
J 15	Clemson	-	-	-	H	W	75	72
J 18	Virginia	-	-	-	A	L	56	60
J 22	Wake Forest	-	-	-	A	L	109	122
J 25	Princeton	-	-	-	H	W	90	73
J 27	NC State	-	-	5	H	L	71	95
J 29	Davidson	-	-	-	A	W	113	76
F 1	Virginia	10T	-	-	H	L	85	92
F 5	Wake Forest	-	-	-	H	W	75	68
F 8	Maryland	-	-	4	H	L	80	104
F 10	Duquesne	-	-	-	H	W	80	73
F 12	North Carolina	-	-	11	A	L	70	78
F 15	Clemson	-	-	18	A	L	66	100
F 19	NC State	-	-	4	A	L	78	92
F 22	Georgia Tech	-	-	-	H	W	107	86
M 1	North Carolina	-	-	14	H	L	70	74
M 6	Clemson	-	-	-	N4	L	76	78

*N1 - Carolina Classic, Carolina Coliseum, Columbia, S.C.*  
*N2 - Holiday Doubleheader, Reynolds Coliseum, Raleigh, N.C.*  
*N3 - Big Four Tournament, Greensboro Coliseum, Greensboro, N.C.*  
*N4 - ACC Tournament, Greensboro Coliseum, Greensboro, N.C.*

**1975-76**  
**Record:** 13-14      **ACC:** 3-9 (7th)

**Head Coach:** Bill Foster

Date	Opponent	Rank	Site	Result					
N 29	Johns Hopkins	-	-	H	W	103	72		
D 3	Tennessee	-	-	8	H	L	80	86	
D 6	Virginia	-	-	-	H	W	81	79	
D 10	East Carolina	-	-	-	H	W	93	74	
D 26	Auburn	-	-	-	N1	W	85	74	
D 27	Western Kentucky	-	-	-	N1	W	111	90	
D 30	Vermont	-	-	-	H	W	94	77	
J 2	NC State	-	-	9	N2	L	95	104	
J 3	North Carolina	-	-	3	N2	L	74	77	
J 7	Tulane	-	-	-	A	L	82	92	
J 9	Georgia Tech	-	-	-	A	W	91	71	
J 14	Clemson	10T	-	-	A	L	96	102	
J 17	North Carolina	-	-	7	H	L	87	89	
J 19	Virginia Tech	-	-	-	N3	W	79	72	
J 21	Wake Forest	10T	-	-	H	W	97	93	
J 24	NC State	-	-	11	A	L	101	106	
J 27	Davidson	-	-	-	H	W	94	79	
J 31	West Virginia	-	-	-	H	W	86	77	
F 4	Wake Forest	-	-	-	A	L	87	89	
F 7	Maryland	-	-	5	A	L	91	102	
F 11	Virginia	-	-	-	A	L	90	94	
F 14	St. Joseph's	-	-	-	H	W	85	73	
F 18	NC State	-	-	12	H	L	95	96	
F 21	Maryland	-	-	7	H	W	69	67	
F 25	Clemson	-	-	-	H	L	89	90	
F 28	North Carolina	-	-	4	A	L	71	91	
M 4	Maryland	10T	-	-	9	N4	L	78	80

*N1 - Holiday Doubleheader, Reynolds Coliseum, Raleigh, N.C.*  
*N2 - Big Four Tournament, Greensboro Coliseum, Greensboro, N.C.*  
*N3 - Greensboro Coliseum, Greensboro, N.C.*  
*N4 - ACC Tournament, Capital Centre, Landover, Md.*

**1976-77**  
**Record:** 14-13      **ACC:** 2-10 (T6th)

**Head Coach:** Bill Foster

Date	Opponent	Rank	Site	Result				
N 26	Wake Forest	-	-	N1	L	80	81	
N 27	NC State	-	-	15	N1	W	84	82
N 30	Johns Hopkins	-	-	-	H	W	85	66
D 4	Washington	-	-	-	H	W	83	81
D 7	Tennessee	-	-	15	A	W	81	78

D 11	Richmond	-	-	H	W	65	63		
D 14	Connecticut	10T	-	-	N2	W	64	62	
D 29	East Carolina	-	-	-	N3	W	88	65	
D 30	Rice	-	-	-	N3	W	87	77	
J 5	Davidson	-	-	-	A	W	102	51	
J 10	Lafayette	-	-	-	H	W	93	77	
J 12	Clemson	10T	-	-	17	H	L	73	80
J 15	North Carolina	-	-	5	A	L	68	77	
J 17	Virginia	10T	-	-	-	A	W	82	74
J 19	Wake Forest	-	-	9	A	L	73	85	
J 22	NC State	-	-	-	H	L	78	79	
J 29	West Virginia	-	-	-	A	L	65	70	
J 31	Duquesne	-	-	-	-	A	W	76	49
F 2	Wake Forest	-	-	5	H	L	80	89	
F 5	Maryland	10T	-	-	-	H	L	64	65
F 9	Virginia	-	-	-	-	H	W	65	49
F 12	St. Joseph's	-	-	-	-	H	W	72	62
F 16	NC State	-	-	19	A	L	74	92	
F 19	Maryland	-	-	-	-	A	L	72	85
F 23	Clemson	-	-	19	A	L	63	67	
F 26	North Carolina	-	-	9	H	L	71	84	
M 3	Clemson	-	-	18	N4	L	74	82	

*N1 - Big Four Tournament, Greensboro Coliseum, Greensboro, N.C.*  
*N2 - Madison Square Garden, New York, N.Y.*  
*N3 - Holiday Doubleheader, Reynolds Coliseum, Raleigh, N.C.*  
*N4 - ACC Tournament, Greensboro Coliseum, Greensboro, N.C.*

**1977-78**  
**Record:** 27-7      **ACC:** 8-4 (2nd)

**Head Coach:** Bill Foster

- ▶ ACC Champions
- ▶ NCAA Final Four

Date	Opponent	Rank	Site	Result					
N 26	Johns Hopkins	-	-	H	W	95	49		
N 29	Washington College	-	-	-	H	W	110	66	
D 2	North Carolina	-	-	2	N1	L	66	79	
D 3	Wake Forest	-	-	18	N1	W	97	84	
D 8	SMU	-	-	-	-	A	W	91	67
D 10	Southern California	10T	-	-	-	A	L	81	87
D 13	Chicago	-	-	-	-	H	W	99	61
D 28	Duquesne	-	-	-	-	N2	W	74	65
D 29	St. Joseph's	-	-	-	-	N2	W	74	61
J 2	Virginia Tech	-	-	-	-	A	W	86	79
J 4	Maryland	-	-	-	-	A	W	88	78
J 7	NC State	-	-	-	-	A	L	50	74
J 9	Lehigh	-	-	-	-	H	W	105	63
J 11	Clemson	-	-	-	-	A	W	107	85
J 14	North Carolina	-	-	2	H	W	92	84	
J 18	Wake Forest	17	-	-	-	H	W	81	72
J 21	La Salle	17	-	-	-	A	W	91	81
J 25	Virginia	11	18	-	-	A	L	73	74
J 28	East Carolina	11	-	-	-	H	W	105	82
F 2	Wake Forest	17	-	-	-	A	L	60	79
F 8	Virginia	-	-	13	H	W	100	75	
F 11	Davidson	-	-	-	-	H	W	104	88
F 15	NC State	20	-	-	-	H	W	76	64
F 18	Maryland	20	-	-	-	H	W	81	70
F 22	Clemson	13	-	-	-	H	W	78	62
F 25	North Carolina	13	8	-	-	A	L	83	87
M 1	Clemson	15	-	-	-	N3	W	83	72
M 2	Maryland	15	-	-	-	N3	W	81	69
M 4	Wake Forest	15	-	-	-	N3	W	85	77
M 12	Rhode Island	8	-	-	-	N4	W	63	62
M 17	Pennsylvania	7	20	-	-	N5	W	84	80
M 19	Villanova	7	-	-	-	N5	W	90	72
M 25	Notre Dame	7	6	-	-	N6	W	90	86
M 27	Kentucky	7	1	-	-	N6	L	88	94

*N1 - Big Four Tournament, Greensboro Coliseum, Greensboro, N.C.*  
*N2 - Reynolds Coliseum, Raleigh, N.C.*  
*N3 - ACC Tournament, Greensboro Coliseum, Greensboro, N.C.*  
*N4 - NCAA Tournament, Charlotte Coliseum, Charlotte, N.C.*  
*N5 - NCAA Tournament, Providence Civic Center, Providence, R.I.*  
*N6 - NCAA Final Four, CheckerDome, St. Louis, Mo.*

**1978-79**  
**Record:** 22-8      **ACC:** 9-3 (T1st)

**Head Coach:** Bill Foster

Date	Opponent	Rank	Site	Result					
N 25	Western Kentucky	1	-	-	A	W	78	53	
N 27	SMU	1	-	-	H	W	86	80	
D 1	NC State	1	6	-	-	N1	W	65	63
D 2	North Carolina	1	14	-	-	N1	W	78	68
D 5	La Salle	1	-	-	-	H	W	66	42
D 13	Southern California	1	12	-	-	H	W	79	65
D 29	Ohio State	10T	1	-	-	N2	L	84	90
D 30	St. John's	1	-	-	-	N2	L	66	69
J 2	Davidson	1	-	-	-	A	W	77	59
J 5	Long Beach State	5	15	-	-	N3	W	79	78

J 6	Tulane	5	-	-	-	N3	W	74	64
J 10	Clemson	7	-	-	-	H	W	73	54
J 13	North Carolina	7	3	-	-	A	L	68	74
J 18	Wake Forest	8	-	-	-	H	W	81	69
J 21	NC State	8	14	-	-	A	W	75	69
J 24	Virginia	7	-	-	-	A	W	84	66
J 28	Marquette	7	13	-	-	H	W	69	64
J 31	Wake Forest	3	-	-	-	A	W	75	60
F 3	Maryland	3	17	-	-	H	W	87	78
F 6	Virginia	3	-	-	-	H	W	64	63
F 10	Pittsburgh	3	-	-	-	H	L	69	71
F 14	NC State	5	-	-	-	H	W	66	48
F 16	Maryland	5	-	-	-	A	L	68	70
F 18	Louisville	5	9	-	-	N4	W	88	72
F 21	Clemson	6	-	-	-	A	L	49	70
F 24	North Carolina	6	4	-	-	H	W	47	40
M 1	Wake Forest	5	-	-	-	N5	W	58	56
M 2	NC State	5	-	-	-	N5	W	62	59
M 3	North Carolina	5	7	-	-	N5	L	63	71
M 11	St. John's	6	-	-	-	N6	L	78	80

*N1 - Big Four Tour., Greensboro Coliseum, Greensboro, N.C.*  
*N2 - ECAC Holiday Tournament, Madison Sq. Garden, New York, N.Y.*  
*N3 - Holiday Doubleheader, Reynolds Coliseum, Raleigh, N.C.*  
*N4 - Charlotte Coliseum, Charlotte, N.C.*  
*N5 - ACC Tournament, Greensboro Coliseum, Greensboro, N.C.*  
*N6 - NCAA Tournament, Reynolds Coliseum, Raleigh, N.C.*

**1979-80**  
**Record:** 24-9      **ACC:** 7-7 (T5th)

**Head Coach:** Bill Foster

- ▶ ACC Champions
- ▶ NCAA Elite Eight

Date	Opponent	Rank	Site	Result					
N 17	Kentucky	10T	3	2	-	N1	W	82	76
N 30	Wake Forest	3	-	-	-	N2	W	72	70
D 1	North Carolina	3	6	-	-	N2	W	86	74
D 5	Princeton	2	-	-	-	H	W	81	45
D 8	East Carolina	2	-	-	-	H	W	92	73
D 11	Pennsylvania	2	-	-	-	A	W	70	57
D 21	Boston College	10T	1	-	-	N3	W	70	64
D 22	Providence	1	-	-	-	A1	W	82	78
D 28	Vermont	1	-	-	-	H1	W	92	67

**MIKE KRZYZEWSKI ERA BEGINS**

**1980-81**

Record: 17-13 ACC: 6-8 (T5th)  
Head Coach: Mike Krzyzewski

Date	Opponent	Rank	Site	Result
N 29	Stetson	-	-	H W 67 49
D 2	South Florida	-	-	A W 83 72
D 5	North Carolina	-	10	N1 L 76 78
D 6	NC State	-	-	N1 L 60 74
D 9	Vanderbilt	10T	-	- A W 72 69
D 12	Virginia	-	6	H L 79 91
D 19	Brown	-	-	H1 W 91 60
D 20	Detroit	-	-	H1 W 111 71
D 22	Pennsylvania	-	-	H W 88 82
D 28	New Orleans	-	-	N2 W 77 63
D 29	Tennessee	-	-	N2 L 69 90
J 10	Maryland	-	8	A L 79 94
J 14	Wake Forest	-	5	H L 73 76
J 17	North Carolina	-	17	A L 65 80
J 19	George Mason	-	-	H W 60 51
J 21	NC State	-	-	A W 56 47
J 24	Clemson	-	19	H W 75 57
J 27	Rutgers	-	-	A W 53 51
J 31	Virginia	-	1	A L 47 68
F 4	Georgia Tech	-	-	A W 82 68
F 7	Maryland	-	13	H W 55 54
F 14	Wake Forest	-	7	A L 52 58
F 19	NC State	-	-	H L 51 52
F 21	Georgia Tech	-	-	H W 83 56
F 25	Clemson	10T	-	- A L 52 54
F 28	North Carolina	10T	-	11 H W 66 65
M 5	Maryland	-	20	N3 L 53 56
M 12	North Carolina A&T	-	-	H2 W 79 69
M 16	Alabama	-	-	H2 W 75 70
M 20	Purdue	-	-	A1 L 69 81

N1 - Big Four Tournament, Greensboro Coliseum, Greensboro, N.C.

H1 - Iron Duke Classic

N2 - Sugar Bowl Tournament, Superdome, New Orleans, La.

N3 - ACC Tournament, Capital Centre, Landover, Md.

H2 - Postseason NIT

A1 - Postseason NIT, Mackey Arena, West Lafayette, Ind.

**1981-82**

Record: 10-17 ACC: 4-10 (T6th)

Head Coach: Mike Krzyzewski

Date	Opponent	Rank	Site	Result
N 28	Vanderbilt	20T	-	- H L 75 76
D 2	La Salle	-	-	H W 61 55
D 5	Appalachian State	-	-	H L 70 75
D 9	Virginia	-	5	A L 83 92
D 12	Princeton	-	-	A L 55 72
D 22	East Carolina	-	-	H W 70 57
D 29	Davidson	-	-	H1 L 73 75
D 30	Auburn	-	-	H1 W 72 71
J 2	Louisville	-	14	A L 61 99
J 6	Rutgers	-	-	H W 80 61
J 9	Maryland	-	-	H L 36 40
J 13	Wake Forest	-	-	A1 L 48 58
J 16	North Carolina	-	1	H L 63 73
J 20	NC State	-	14	H W 49 48
J 23	Clemson	-	-	A W 50 44
J 27	Holy Cross	-	-	N1 W 66 60
J 30	Virginia	-	3	H L 65 77
F 3	Georgia Tech	-	-	H W 47 46
F 6	Maryland	-	-	A L 60 77
F 8	UNC Wilmington	10T	-	- H W 67 57
F 10	Stetson	-	-	A L 81 88
F 13	Wake Forest	-	16	H L 71 86
F 16	NC State	-	-	A L 56 72
F 20	Georgia Tech	-	-	A L 78 87
F 24	Clemson	30T	-	- H W 73 72
F 27	North Carolina	-	2	A L 66 84
M 5	Wake Forest	-	16	N2 L 53 88

H1 - Iron Duke Classic

A1 - Greensboro Coliseum, Greensboro, N.C.

N1 - Brendan Byrne Arena, East Rutherford, N.J.

N2 - ACC Tournament, Greensboro Coliseum, Greensboro, N.C.

**1982-83**

Record: 11-17 ACC: 3-11 (7th)

Head Coach: Mike Krzyzewski

Date	Opponent	Rank	Site	Result
N 27	East Carolina	-	-	H W 70 65
N 29	Appalachian State	-	-	H W 73 57
D 2	Colorado	-	-	A L 70 79
D 4	California	-	-	A L 71 76

D 8	Virginia	-	1	H L 91 104
D 11	Vanderbilt	-	-	A L 65 74
D 14	Davidson	-	-	H W 63 60
D 29	New Hampshire	-	-	H W 84 48
J 3	George Mason	-	-	H W 90 79
J 5	Wagner	-	-	H L 77 84
J 8	La Salle	-	-	A W 61 60
J 12	Louisville	-	9	H L 76 91
J 15	Maryland	-	-	A W 86 67
J 19	Wake Forest	-	-	H L 84 88
J 22	North Carolina	-	3	A L 82 103
J 26	NC State	-	-	A L 79 94
J 29	Clemson	-	-	H W 99 96
F 2	William & Mary	-	-	H W 73 71
F 5	Virginia	-	3	A L 84 105
F 9	Georgia Tech	-	-	A L 66 67
F 16	Stetson	-	-	H W 89 80
F 19	Wake Forest	-	-	A1 L 104 110
F 21	Maryland	-	-	H L 90 101
F 23	NC State	-	-	H L 79 96
F 26	Georgia Tech	-	-	H W 106 81
M 2	Clemson	-	-	A L 86 93
M 5	North Carolina	-	8	H L 81 105
M 11	Virginia	-	2	N1 L 66 109

A1 - Greensboro Coliseum, Greensboro, N.C.

N1 - ACC Tournament, The Omni, Atlanta, Ga.

**1983-84**

Record: 24-10 ACC: 7-7 (T3rd)

Head Coach: Mike Krzyzewski

Date	Opponent	Rank	Site	Result
N 26	Vanderbilt	-	-	H W 78 74
N 30	William & Mary	-	-	A W 70 68
D 3	Davidson	-	-	A W 90 63
D 5	South Florida	-	-	H W 95 66
D 7	Ohio	-	-	H W 82 63
D 10	East Carolina	-	-	H W 80 64
D 12	Massachusetts	-	-	H W 88 56
D 21	Colorado	-	-	H W 79 72
D 28	SMU	-	-	N1 L 76 78
D 29	Pacific	-	-	N1 W 68 66
D 30	Navy	-	-	N W 90 79
J 4	Loyola, Md.	-	-	H W 92 68
J 7	Virginia	-	20	A W 78 72
J 9	Bucknell	-	-	H W 84 67
J 11	Appalachian State	-	-	H W 73 60
J 14	Maryland	-	5	H L 75 81
J 18	Wake Forest	-	12	A1 L 66 97
J 21	North Carolina	-	1	H L 73 78
J 26	NC State	-	-	H L 76 79
J 28	Clemson	-	-	A W 67 65
J 30	Georgia Tech	-	-	A W 69 68
F 4	Virginia	-	-	H W 67 64
F 8	Harvard	-	-	A W 89 86
F 11	Maryland	-	13	A W 89 84
F 15	Stetson	19	-	- A W 80 69
F 18	Wake Forest	10T	19	13 H W 79 77
F 23	NC State	10T	14	- A W 73 70
F 25	Georgia Tech	14	-	- H L 56 58
F 29	Clemson	15	-	- H L 76 77
M 3	North Carolina	20T	15	1 A L 83 96
M 9	Georgia Tech	10T	16	- N2 W 67 63
M 10	North Carolina	16	1	N2 W 77 75
M 11	Maryland	16	14	N2 L 62 74
M 18	Washington	14	15	N3 L 78 80

N1 - Rainbow Classic, Neil S. Blaisdell Center, Honolulu, Hawaii

A1 - Greensboro Coliseum, Greensboro, N.C.

N2 - ACC Tournament, Greensboro Coliseum, Greensboro, N.C.

N3 - NCAA Tournament, Beasley Coliseum, Pullman, Wash.

**1984-85**

Record: 23-8 ACC: 8-6 (T4th)

Head Coach: Mike Krzyzewski

Date	Opponent	Rank	Site	Result
N 26	Saint Louis	6	-	- A W 97 64
N 28	William & Mary	4	-	- H W 92 60
D 1	St. Joseph's	4	-	- H W 59 46
D 5	Appalachian State	4	-	- H W 98 64
D 8	Virginia	4	-	- H W 78 65
D 17	Davidson	3	-	- H W 82 65
D 19	Northwestern	2	-	- N W 76 55
D 28	Alabama-Birmingham	2	-	- N1 W 76 62
D 29	Southern California	2	-	- A1 W 75 73
J 5	Virginia	2	-	- A W 63 58
J 9	East Carolina	2	-	- H W 87 63
J 12	Washington	2	-	- H W 71 59
J 14	Maryland	10T	2	- A L 76 78
J 17	Wake Forest	10T	2	- H L 89 91

J 19	North Carolina	2	6	A W 93 77
J 23	NC State	5	-	- A L 71 89
J 26	Clemson	5	-	- A W 100 83
J 30	Wake Forest	10T	6	- A2 W 76 70
F 4	Harvard	6	-	- H W 82 53
F 6	Georgia Tech	5	10	A L 71 81
F 9	Maryland	5	-	- H W 70 62
F 13	Stetson	7	-	- H W 94 51
F 16	Notre Dame	7	-	- N2 W 81 69
F 20	NC State	6	-	- H L 66 70
F 23	Georgia Tech	6	8	H W 67 62
F 27	Clemson	5	-	- H W 90 73
M 2	North Carolina	5	8	H L 68 78
M 8	Maryland	7	-	- N3 W 86 73
M 9	Georgia Tech	7	9	N3 L 64 75
M 15	Pepperdine	10	-	- N4 W 75 62
M 17	Boston College	10	-	- N4 L 73 74

N1 - Trojan-Bud Light Classic, Los Angeles Sports Arena, Los Angeles, Calif.

A1 - Trojan-Bud Light Classic, Los Angeles Sports Arena, Los Angeles, Calif.

A2 - Greensboro Coliseum, Greensboro, N.C.

N2 - Brendan Byrne Arena, East Rutherford, N.J.

N3 - ACC Tournament, The Omni, Atlanta, Ga.

N4 - NCAA Tournament, Hofheinz Pavilion, Houston, Texas

**1985-86**

Record: 37-3 ACC: 12-2 (1st)

Head Coach: Mike Krzyzewski

▶ ACC Champions

▶ NCAA Final Four

Date	Opponent	Rank	Site	Result
N 21	Lamar	6	-	- N1 W 66 62
N 24	Alabama-Birmingham	6	16	N1 W 66 54
N 26	William & Mary	6	-	- A W 84 61
N 29	St. John's	6	18	N2 W 71 70
D 1	Kansas	6	5	N2 W 92 86
D 2	East Carolina	6	-	- H W 98 66
D 4	Vanderbilt	3	-	- A W 84 74
D 7	Virginia	3	-	- H W 72 64
D 18	Davidson	3	-	- A W 69 52
D 28	Appalachian State	3	-	- H W 88 46
D 30	Northwestern	3	-	- H W 78 55
J 4	Maryland	3	-	- A W 81 75
J 8	Saint Louis	3	-	- H W 84 58
J 11	NC State	3	-	- H W 74 64
J 13	St. Joseph's	3	-	- A W 87 66
J 16	Wake Forest	3	-	- H W 92 63
J 18	North Carolina	3	1	A L 92 95
J 21	Georgia Tech	2	4	A L 80 87
J 25	Maryland	2	-	- H W 80 68
J 27	Harvard	2	-	- H W 89 52
J 29	Clemson	5	-	- H W 89 78
F 1	Wake Forest	5	-	- A1 W 68 58
F 6	Virginia	4	-	- A W 77 65
F 9	Georgia Tech	4	2	H W 75 59
F 11	Stetson	2	-	- A W 85 66
F 15	NC State	2	17	A W 72 70
F 16	Notre Dame	2	14	H W 75 74
F 19	Miami	2	-	- H W 104 82
F 22	Oklahoma	2	10	H W 93 84
F 26	Clemson	1	-	- A W 77 69
M 2	North Carolina	1	3	H W 82 74
M 7	Wake Forest	1	-	- N3 W 68 60
M 8	Virginia	1	-	- N3 W 75 70
M 9	Georgia Tech	1	6	N3 W 68 67
M 13	Mississippi Valley State	1	-	- N4 W 85 78
M 15	Old Dominion	1	-	- N4 W 89 61
M 21	DePaul	1	-	- N5 W 74 67
M 23	Navy	1	17	N5 W 71 50
M 29	Kansas	1	2	N6 W 71 67
M 31	Louisville	1	7	N6 L 69 72

N1 - Preseason NIT, The Summit, Houston, Texas

N2 - Preseason NIT, Madison Square Garden, New York, N.Y.

A1 - Greensboro Coliseum, Greensboro, N.C.

N3 - ACC Tournament, Greensboro Coliseum, Greensboro, N.C.

N4 - NCAA Tournament, Greensboro Coliseum, Greensboro, N.C.

N5 - NCAA Tournament, Brendan Byrne Arena, East Rutherford, N.J.

N6 - NCAA Final Four, Reunion Arena, Dallas, Texas

**1986-87**

Record: 24-9 ACC: 9-5 (3rd)

Head Coach: Mike Krzyzewski

▶ NCAA Sweet 16

Date	Opponent	Rank	Site	Result
N 28	BYU-Hawaii	-	-	A1 W 85 68
N 29	Illinois	-	14	N1 L 62 69
D 3	East Carolina	-	-	H W 103 65
D 6	Vanderbilt	-	-	H W 78 66
D 8	Davidson	-	-	H W 95 65



D 13	Alabama	-	18	N2	W	76	67	
D 22	Miami			A	W	74	67	
D 29	Appalachian State			H	W	80	50	
D 30	Northwestern	20	-	H	W	106	55	
J 3	Virginia	20	-	A	W	70	63	
J 5	William & Mary	20	-	H	W	82	46	
J 7	St. Joseph's	17	-	H	W	93	83	
J 10	North Carolina	17	3	H	L	77	85	
J 14	Maryland	14	-	A	W	85	61	
J 17	Wake Forest	14	-	H	W	85	49	
J 21	NC State	12	20	A	L	74	87	
J 24	Clemson	10T	12	10	A	W	105	103
J 26	Cornell		12	-	H	W	85	59
J 29	Georgia Tech		13	-	A	L	66	75
J 31	Wake Forest	10T	13	-	A2	W	62	60
F 2	Stetson		13	-	H	W	62	59
F 4	Virginia		16	-	H	W	75	61
F 7	Maryland		16	-	H	W	76	67
F 10	Harvard		15	-	A	W	98	86
F 15	Notre Dame	10T	15	-	A	L	66	70
F 19	NC State		17	-	H	W	66	50
F 21	Georgia Tech		17	-	H	L	72	79
F 26	North Carolina		17	2	A	L	71	77
F 28	Clemson		17	13	H	W	65	59
M 6	NC State	10T	14	-	N3	L	64	71
M 12	Texas A&M		17	-	N4	W	58	51
M 14	Xavier		17	-	N4	W	65	60
M 20	Indiana		17	3	N5	L	82	88

A1 - *BYU-Hawaii Thanksgiving Classic, Cannon Activities Center, Laie, Hawaii*  
 N1 - *BYU-Hawaii Thanksgiving Classic, Cannon Activities Center, Laie, Hawaii*  
 N2 - *Brendan Byrne Arena, East Rutherford, N.J.*  
 A2 - *Greensboro Coliseum, Greensboro, N.C.*  
 N3 - *ACC Tournament, Capital Centre, Landover, Md.*  
 N4 - *NCAA Tournament, Hoosier Dome, Indianapolis, Ind.*  
 N5 - *NCAA Tournament, The Crown, Cincinnati, Ohio*

**1987-88**  
**Record:** 28-7      **ACC:** 9-5 (3rd)  
**Head Coach:** Mike Krzyzewski

► ACC Champions  
 ► NCAA Final Four

Date	Opponent	Rank	Site	Result				
N 28	Appalachian State	15	-	H	W	110	74	
N 30	East Carolina	15	-	H	W	94	45	
D 3	Northwestern	13	-	A	W	79	57	
D 9	Davidson	10	-	A	W	105	71	
D 21	Harvard	10	-	H	W	121	62	
D 29	Florida	9	8	N1	W	93	70	
D 30	Arizona	9	1	A1	L	85	91	
J 4	William & Mary	9	-	H	W	101	70	
J 6	Miami	9	-	H	W	107	69	
J 9	Virginia	9	-	A	W	77	59	
J 14	Saint Louis	7	-	H	W	69	53	
J 16	Maryland	7	-	H	L	69	72	
J 21	North Carolina	9	2	A	W	70	69	
J 23	Wake Forest	9	-	A2	W	103	70	
J 25	Stetson	9	-	A	W	81	78	
F 1	Clemson	5	-	H	W	101	63	
F 3	Georgia Tech	4	-	H	W	78	65	
F 6	NC State	4	-	H	L	74	77	
F 7	Notre Dame	4	-	H	W	70	61	
F 11	Wake Forest	8	-	H	W	98	67	
F 13	Maryland	8	-	A	W	90	83	
F 17	Virginia	6	-	H	W	73	54	
F 20	Kansas	10T	6	-	A	W	74	70
F 24	NC State	5	18	A	L	78	89	
F 28	Georgia Tech	5	20	A	L	87	91	
M 2	Clemson	9	-	A	L	77	79	
M 6	North Carolina	9	6	H	W	96	81	
M 11	Virginia	8	-	N2	W	60	48	
M 12	NC State	8	11	N2	W	73	71	
M 13	North Carolina	8	9	N2	W	65	61	
M 17	Boston	5	-	N3	W	85	69	
M 19	SMU	5	-	N3	W	94	79	
M 24	Rhode Island	5	-	N4	W	73	72	
M 26	Temple	5	1	N4	W	63	53	
A 2	Kansas	5	-	N5	L	59	66	

N1 - *Fiesta Bowl Classic, McKale Center, Tucson, Ariz.*  
 A1 - *Fiesta Bowl Classic, McKale Center, Tucson, Ariz.*  
 A2 - *Greensboro Coliseum, Greensboro, N.C.*  
 N2 - *ACC Tournament, Greensboro Coliseum, Greensboro, N.C.*  
 N3 - *NCAA Tournament, Chapel Hill, N.C.*  
 N4 - *NCAA Tournament, Brendan Byrne Arena, East Rutherford, N.J.*  
 N5 - *NCAA Final Four, Kemper Arena, Kansas City, Mo.*

**1988-89**  
**Record:** 28-8      **ACC:** 9-5 (T2nd)  
**Head Coach:** Mike Krzyzewski

► NCAA Final Four

Date	Opponent	Rank	Site	Result			
N 19	Kentucky	1	-	N1	W	80	55
N 26	The Citadel	1	-	H	W	93	52
N 30	East Carolina	1	-	H	W	95	46
D 3	Northwestern	1	-	H	W	86	62
D 5	Stetson	1	-	H	W	90	62
D 10	Miami	1	-	A	W	117	102
D 21	Wake Forest	1	-	H	W	94	88
D 29	Cornell	1	-	H	W	94	59
J 3	Washington	1	-	A	W	87	61
J 5	Davidson	1	-	H	W	101	53
J 7	Virginia	1	-	A	W	84	76
J 11	William & Mary	1	-	H	W	100	38
J 14	Maryland	1	-	A	W	82	72
J 18	North Carolina	1	13	H	L	71	91
J 21	Wake Forest	1	-	A1	L	71	75
J 26	NC State	8	15	A	L	73	88
J 29	Clemson	8	-	H	W	92	62
F 2	Georgia Tech	12	-	A	L	76	81
F 5	Notre Dame	12	-	A	W	102	80
F 8	Virginia	14	-	H	W	85	66
F 11	Maryland	14	-	H	W	86	60
F 14	Harvard	11	-	A	W	98	59
F 18	Kansas	11	-	H	W	102	77
F 20	Georgia Tech	11	-	H	W	91	66
F 23	NC State	9	17	H	W	86	65
F 26	Arizona	9	2	N2	L	75	77
M 1	Clemson	9	-	A	L	74	79
M 5	North Carolina	9	5	A	W	88	86
M 10	Wake Forest	7	-	N3	W	88	64
M 11	Virginia	7	-	N3	W	69	58
M 12	North Carolina	7	9	N3	L	74	77
M 16	South Carolina State	9	-	N4	W	90	69
M 18	West Virginia	9	17	N4	W	70	63
M 24	Minnesota	9	-	N5	W	87	70
M 26	Georgetown	9	2	N5	W	85	77
A 1	Seton Hall	9	11	N6	L	78	95

N1 - *Tipoff Classic, Springfield Civic Center, Springfield, Mass.*  
 A1 - *Greensboro Coliseum, Greensboro, N.C.*  
 N2 - *Brendan Byrne Arena, East Rutherford, N.J.*  
 N3 - *ACC Tournament, The Omni, Atlanta, Ga.*  
 N4 - *NCAA Tournament, Greensboro Coliseum, Greensboro, N.C.*  
 N5 - *NCAA Tournament, Brendan Byrne Arena, East Rutherford, N.J.*  
 N6 - *NCAA Final Four, Kingdome, Seattle, Wash.*

**1989-90**  
**Record:** 29-9      **ACC:** 9-5 (2nd)  
**Head Coach:** Mike Krzyzewski

► NCAA Final Four

Date	Opponent	Rank	Site	Result				
N 25	Harvard	10	-	H	W	130	54	
N 29	Canisius	7	-	H	W	102	66	
D 2	Northwestern	7	-	A	W	103	77	
D 6	Syracuse	6	1	N1	L	76	78	
D 9	Michigan	10T	6	8	A	L	108	113
D 21	Davidson	12	-	A	W	89	44	
D 23	Washington	12	-	H	W	74	64	
D 28	Drake	13	-	N2	W	101	77	
D 29	Cincinnati	13	-	N2	W	95	83	
D 30	Hawaii	13	-	A1	W	87	75	
J 3	The Citadel	13	-	H	W	108	69	
J 6	Virginia	13	-	H	W	76	68	
J 11	Georgia Tech	10	9	A	W	96	91	
J 13	Maryland	10	-	H	W	91	80	
J 17	North Carolina	8	-	A	L	60	79	
J 20	Wake Forest	8	-	A	W	97	69	
J 22	William & Mary	8	-	A	W	109	76	
J 24	NC State	10T	8	-	H	W	85	82
J 28	Georgia Tech	8	13	H	W	88	86	
J 31	Clemson	5	-	H	W	94	80	
F 4	Notre Dame	5	-	H	W	88	76	
F 8	Virginia	4	-	A	L	69	72	
F 10	Maryland	10T	4	-	A	W	114	111
F 12	Stetson	4	-	A	W	102	67	
F 14	East Carolina	6	-	H	W	84	51	
F 18	Wake Forest	6	-	H	W	71	56	
F 21	NC State	3	-	A	L	71	76	
F 25	Arizona	3	21	H	W	78	76	
F 28	Clemson	5	20	A	L	93	97	
M 4	North Carolina	5	-	H	L	75	87	
M 9	Maryland	12	-	N3	W	104	84	
M 10	Georgia Tech	12	14	N3	L	72	83	
M 16	Richmond	15	-	N4	W	81	46	

M 18	St. John's	15	-	N4	W	76	72	
M 22	UCLA	15	-	N5	W	90	81	
M 24	Connecticut	10T	15	3	N5	W	79	78
M 31	Arkansas	15	7	N6	W	97	83	
A 2	UNLV	15	2	N6	L	73	103	

N1 - *ACC/Big East Challenge, Greensboro Coliseum, Greensboro, N.C.*  
 N2 - *Rainbow Classic, Neil S. Blaisdell Center, Honolulu, Hawaii*  
 A1 - *Rainbow Classic, Neil S. Blaisdell Center, Honolulu, Hawaii*  
 N3 - *ACC Tournament, Charlotte Coliseum, Charlotte, N.C.*  
 N4 - *NCAA Tournament, The Omni, Atlanta, Ga.*  
 N5 - *NCAA Tournament, Brendan Byrne Arena, East Rutherford, N.J.*  
 N6 - *NCAA Final Four, McNichols Arena, Denver, Colo.*

**1990-91**  
**Record:** 32-7      **ACC:** 11-3 (1st)  
**Head Coach:** Mike Krzyzewski

► NCAA Champions

Date	Opponent	Rank	Site	Result				
N 14	Marquette	6	-	H1	W	87	74	
N 16	Boston College	6	-	H1	W	100	76	
N 21	Arkansas	6	2	N1	L	88	98	
N 23	Notre Dame	6	-	N1	W	85	77	
N 26	East Carolina	6	-	H	W	125	82	
D 1	Charlotte	8	-	H	W	111	94	
D 5	Georgetown	5	6	A1	L	74	79	
D 8	Michigan	5	-	H	W	75	68	
D 19	Harvard	9	-	A	W	103	61	
D 22	Oklahoma	9	11	A	W	90	85	
D 29	Lehigh	8	-	H	W	97	67	
J 2	Boston	8	-	H	W	109	55	
J 5	Virginia	8	18	A	L	64	81	
J 9	Georgia Tech	14	24	H	W	98	57	
J 12	Maryland	14	-	A	W	94	78	
J 14	Wake Forest	14	-	H	W	89	67	
J 16	The Citadel	12	-	A	W	83	50	
J 19	North Carolina	12	5	H	W	74	60	
J 23	NC State	9	-	A	L	89	95	
J 26	Clemson	9	-	A	W	99	70	
J 30	Georgia Tech	7	23	A	W	77	75	
F 2	Notre Dame	7	-	A	W	90	77	
F 7	Virginia	6	11	H	W	86	74	
F 9	Maryland	6	-	H	W	101	81	
F 10	Louisiana State	6	19	H	W	88	70	
F 13	Davidson	5	-	H	W	74	39	
F 16	Wake Forest	5	-	A	L	77	86	
F 20	NC State	7	-	H	W	72	65	
F 24	Arizona	20T	7	9	A	L	96	103
F 27	Clemson	8	-	H	W	79	62	
M 3	North Carolina	8	4	A	W	83	77	
M 9	NC State	6	-	N2	W	93	72	
M 10	North Carolina	6	7	N2	L	74	96	
M 14	Louisiana-Monroe	6	-	N3	W	102	73	
M 16	Iowa	6	-	N3	W	85	70	
M 22	Connecticut	6	-	N4	W	81	67	
M 24	St. John's	6	20	N4	W	78	61	
M 30	UNLV	6	1	N5	W	79	77	
A 1	Kansas	6	12	N5	W	72	65	

H1 - *Preseason NIT, Cameron Indoor Stadium, Durham, N.C.*  
 N1 - *Preseason NIT, Madison Square Garden, New York, N.Y.*  
 A1 - *ACC/Big East Challenge, Capital Centre, Landover, Md.*  
 N2 - *ACC Tournament, Charlotte Coliseum, Charlotte, N.C.*  
 N3 - *NCAA Tournament, Metrodome, Minneapolis, Minn.*  
 N4 - *NCAA Tournament, Pontiac Silverdome, Pontiac, Mich.*  
 N5 - *NCAA Final Four, RCA Dome, Indianapolis, Ind.*

**1991-92**  
**Record:** 34-2      **ACC:** 14-2 (1st)  
**Head Coach:** Mike Krzyzewski

► ACC Champions  
 ► NCAA Champions

Date	Opponent	Rank	Site	Result
N 25	East Carolina	1	-	H

# 2023-24 DUKE BASKETBALL

**DUKE**  
**181**

ALL-TIME RESULTS

F 5	North Carolina	1	9	A	L	73	75	
F 8	Louisiana State	1	22	A	W	77	67	
F 12	Georgia Tech	1	-	A	W	71	62	
F 16	NC State	1	-	A	W	71	63	
F 20	Maryland	1	-	H	W	91	89	
F 23	Wake Forest	1	-	A	L	68	72	
F 26	Virginia	1	-	H	W	76	67	
M 1	UCLA	1	4	A	W	75	65	
M 4	Clemson	1	-	A	W	98	97	
M 8	North Carolina	1	16	H	W	89	77	
M 13	Maryland	1	-	N2	W	94	87	
M 14	Georgia Tech	1	-	N2	W	89	76	
M 15	North Carolina	1	20	N2	W	94	74	
M 19	Campbell	1	-	N3	W	82	56	
M 21	Iowa	1	-	N3	W	75	62	
M 26	Seton Hall	1	19	N4	W	81	69	
M 28	Kentucky	10T	1	6	N4	W	104	103
A 4	Indiana	1	5	N5	W	81	78	
A 6	Michigan	1	15	N5	W	71	51	

N1 - ACC/Big East Challenge, Greensboro Coliseum, Greensboro, N.C.

A1 - Memorial Auditorium, Buffalo, N.Y.

N2 - ACC Tournament, Charlotte Coliseum, Charlotte, N.C.

N3 - NCAA Tournament, Greensboro Col., Greensboro, N.C.

N4 - NCAA Tournament, The Spectrum, Philadelphia, Pa.

N5 - NCAA Final Four - Metrodome, Minneapolis, Minn.

## 1992-93

Record: 24-8 ACC: 10-6 (T3rd)

Head Coach: Mike Krzyzewski

Date	Opponent	Rank	Site	Result	
D 1	Canisius	4	-	H W 110 62	
D 5	Michigan	4	1	H W 79 68	
D 7	Northeastern	1	-	H W 103 72	
D 12	Rutgers	1	-	N1 W 88 79	
D 21	DePaul	1	-	N2 W 89 73	
D 22	Louisiana State	1	-	N2 W 96 67	
D 23	Brigham Young	1	-	N2 W 89 66	
D 30	Boston	1	-	H W 106 62	
J 4	Oklahoma	10T	1	11 H W 88 84	
J 6	Clemson	1	-	H W 110 67	
J 10	Georgia Tech	1	10	A L 79 80	
J 13	Wake Forest	3	-	A W 86 59	
J 16	Iowa	3	13	H W 65 56	
J 17	Virginia	3	14	H L 69 77	
J 21	NC State	6	-	H W 92 56	
J 24	Florida State	10T	6	-	A L 88 89
J 26	San Francisco	7	-	H W 117 73	
J 30	Maryland	7	-	A W 78 62	
F 3	North Carolina	5	6	H W 81 67	
F 6	Notre Dame	5	-	A W 67 50	
F 8	Clemson	3	-	A W 93 84	
F 10	Georgia Tech	3	-	H W 73 63	
F 13	Wake Forest	3	9	H L 86 98	
F 18	Virginia	7	23	A L 55 58	
F 21	NC State	7	-	A W 91 82	
F 24	Florida State	9	6	H W 98 75	
F 28	UCLA	9	-	H W 78 67	
M 3	Maryland	6	-	H W 95 79	
M 7	North Carolina	6	1	A L 69 83	
M 12	Georgia Tech	8	-	N3 L 66 69	
M 18	Southern Illinois	10	-	N4 W 105 70	
M 20	California	10	-	N4 L 77 82	

N1 - Continental Airlines Arena, East Rutherford, N.J.

N2 - Maui Invitational, Lahaina Civic Center, Lahaina, Hawaii.

N3 - ACC Tournament, Charlotte Coliseum, Charlotte, N.C.

N4 - NCAA Tournament, Rosemont Horizon, Chicago, Ill.

## 1993-94

Record: 28-6 ACC: 12-4 (1st)

Head Coach: Mike Krzyzewski

► NCAA Final Four

Date	Opponent	Rank	Site	Result
N 27	Northeastern	4	-	H W 86 72
D 1	The Citadel	6	-	H W 78 63
D 4	Xavier	6	-	H W 82 60
D 6	South Carolina State	4	-	H W 97 61
D 11	Michigan	4	3	A W 73 63
D 22	Iowa	3	-	A W 79 76
D 30	Western Carolina	3	-	H W 87 67
J 5	Clemson	3	-	A W 71 65
J 8	Georgia Tech	3	12	H W 88 71
J 10	Brown	2	-	H W 89 71
J 13	Wake Forest	2	-	H L 68 69
J 15	Virginia	2	-	A W 66 58
J 20	NC State	5	-	A W 92 65
J 22	Florida State	5	-	H W 106 79
J 26	Notre Dame	2	-	H W 74 72
J 29	Maryland	2	18	H W 75 62

F 3	North Carolina	1	2	A	L	78	89
F 5	Clemson	1	-	H	W	78	74
F 8	Georgia Tech	2	-	A	W	66	63
F 13	Wake Forest	2	-	A	L	69	78
F 16	Virginia	6	-	H	W	84	54
F 20	NC State	6	-	H	W	85	58
F 23	Florida State	2	-	A	W	84	72
F 27	Temple	2	8	H	W	59	47
M 2	Maryland	2	-	A	W	73	69
M 5	North Carolina	2	5	H	L	77	87
M 11	Clemson	5	-	N1	W	77	64
M 12	Virginia	5	-	N1	L	61	66
M 18	Texas Southern	6	-	N2	W	82	70
M 20	Michigan State	6	-	N2	W	85	74
M 24	Marquette	6	21	N3	W	59	49
M 26	Purdue	6	3	N3	W	69	60
A 2	Florida	6	14	N4	W	70	65
A 4	Arkansas	6	2	N4	L	72	76

N1 - ACC Tournament, Charlotte Coliseum, Charlotte, N.C.

N2 - NCAA Tournament, Thunderdome, St. Petersburg, Fla.

N3 - NCAA Tournament, Thompson-Boling Arena, Knoxville, Tenn.

N4 - NCAA Final Four, Charlotte Coliseum, Charlotte, N.C.

## 1994-95

Record: 13-18 ACC: 2-14 (9th)

Head Coach: Mike Krzyzewski, Pete Gaudet\*

Date	Opponent	Rank	Site	Result	
N 25	Brown	8	-	H W 80 38	
N 26	Northeastern	8	-	H W 93 70	
N 29	Connecticut	6	16	N1 L 86 90	
D 3	Illinois	6	-	N2 W 70 65	
D 6	George Washington	9	-	H W 103 73	
D 10	Michigan	9	23	H W 69 59	
D 19	North Carolina A&T	9	-	H W 99 56	
D 27	Iowa	7	-	N3 L 71 81	
D 29	Boston	7	-	N3 W 73 54	
D 30	Georgia Tech	7	17	N3 W 76 69	
J 2	South Carolina State	7	-	H W 107 61	
J 4	Clemson	11	-	H L 70 75	
J 7	Georgia Tech	11	24	A L 68 75	
J 11	Wake Forest	16	14	A L 64 74	
J 14	Virginia	20T	16	-	H L 88 91
J 18	NC State	-	-	H L 60 77	
J 21	Florida State	-	-	A L 75 78	
J 24	Notre Dame	-	-	A W 87 74	
J 28	Maryland	-	8	A L 72 74	
F 2	North Carolina	20T	-	2 H L 100 102	
F 4	Clemson	-	-	A L 44 51	
F 9	Georgia Tech	-	18	H W 77 70	
F 11	Wake Forest	-	11	H L 61 62	
F 15	Virginia	-	16	A L 58 64	
F 18	NC State	-	-	A L 79 84	
F 22	Florida State	-	-	H W 72 67	
F 26	UCLA	-	2	A L 77 100	
M 1	Maryland	-	6	H L 92 94	
M 4	North Carolina	-	2	A L 86 99	
M 9	NC State	-	-	N4 W 83 70	
M 10	Wake Forest	-	7	N4 L 70 87	

N1 - Palace of Auburn Hills, Auburn Hills, Mich.

N2 - United Center, Chicago, Ill.

N3 - Rainbow Classic, Stan Sheriff Center, Honolulu, Hawaii.

N4 - ACC Tournament, Greensboro Coliseum, Greensboro, N.C.

\*Krzyzewski coached first 12 games before leaving team after back surgery and exhaustion. Gaudet coached final 19 games as interim head coach. Coaching records reflect this situation.

## 1995-96

Record: 18-13 ACC: 8-8 (T4th)

Head Coach: Mike Krzyzewski

Date	Opponent	Rank	Site	Result
N 23	Old Dominion	-	-	N1 W 75 55
N 24	Indiana	-	23	N1 W 70 64
N 25	Iowa	-	10	N1 W 88 81
N 29	UNC Greensboro	12	-	H W 71 57
D 2	Illinois	12	-	H L 65 75
D 4	South Carolina State	18	-	H W 84 64
D 9	Michigan	18	22	A L 84 88
D 19	Delaware	21	-	H W 79 73
D 20	Western Carolina	21	-	H W 107 67
D 28	Monmouth	20	-	H W 69 53
D 30	Northeastern	20	-	A W 87 56
J 3	Clemson	19	22	A L 48 51
J 7	Georgia Tech	19	-	H L 81 86
J 10	Wake Forest	-	8	H L 54 57
J 13	Virginia	-	-	A L 66 77
J 18	NC State	-	-	A W 71 70
J 20	Florida State	-	-	H W 85 65

J 25	Temple	-	-	A1	L	58	59	
J 28	Maryland	-	-	H	W	83	73	
J 31	North Carolina	-	8	A	L	72	73	
F 3	Clemson	-	24	H	W	83	53	
F 7	Georgia Tech	10T	-	-	A	L	71	73
F 11	Wake Forest	-	9	A	L	65	79	
F 14	Virginia	-	-	H	W	79	69	
F 17	NC State	10T	-	-	H	W	79	76
F 22	Florida State	-	-	A	W	93	87	
F 25	UCLA	-	16	H	W	85	66	
F 28	Maryland	-	-	A	W	77	75	
M 3	North Carolina	-	19	H	L	78	84	
M 8	Maryland	-	-	N2	L	69	82	
M 14	Eastern Michigan	-	-	N3	L	60	75	

N1 - Great Alaska Shootout, Sullivan Arena, Anchorage, Alaska

A1 - The Spectrum, Philadelphia, Pa.

N2 - ACC Tournament, Greensboro Coliseum, Greensboro, N.C.

N3 - NCAA Tournament, RCA Dome, Indianapolis, Ind.

## 1996-97

Record: 24-9 ACC: 12-4 (1st)

Head Coach: Mike Krzyzewski

Date	Opponent	Rank	Site	Result	
N 20	St. Joseph's	10	-	H1 W 89 60	
N 22	Vanderbilt	10	-	H1 W 86 57	
N 27	Tulsa	6	22	N1 W 72 67	
N 29	Indiana	6	20	N1 L 69 85	
D 2	Lehigh	10	-	H W 103 51	
D 5	Florida State	10T	10	-	H W 72 66
D 8	Michigan	10	7	H L 61 62	
D 11	Davidson	14	-	H W 85 58	
D 14	Villanova	14	4	A1 W 87 79	
D 22	Army West Point	11	-	H W 100 38	
D 30	Western Carolina	13	-	H W 104 54	
J 2	South Carolina State	13	-	H W 104 54	
J 5	Georgia Tech	13	-	A W 66 56	
J 7	Clemson	10T	10	5 A L 82 86	
J 11	Wake Forest	10	2	H L 69 81	
J 13	Campbell	13	-	H W 84 59	
J 15	UNC Greensboro	13	-	A W 87 49	
J 18	Virginia	13	-	H W 78 59	
J 21	NC State	10	-	A W 70 55	
J 26	Maryland	10	7	A L 70 74	
J 29	North Carolina	12	19	H W 80 73	
F 2	Georgia Tech	12	-	H W 70 61	
F 5	Wake Forest	8	2	A W 73 68	
F 8	NC State	8	-	H W 80 51	
F 11	Virginia	6	-	A W 62 61	
F 15	Florida State	6	-	A W 89 79	
F 18	Clemson	6	8	H W 84 77	
F 23	UCLA	6	17	A L 69 73	
F 27	Maryland	7	16	H W 81 69	
M 2	North Carolina	7	8	A L 85 91	
M 7	NC State	7	-	N2 L 60 66	
M 14	Murray State	8	-	N3 W 71 68	
M 16	Providence	8	-	N3 L 87 98	

H1 - Preseason NIT, Cameron Indoor Stadium, Durham, N.C.

N1 - Preseason NIT, Madison Square Garden, New York, N.Y.

A1 - CoreStates Center, Philadelphia, Pa.

N2 - ACC Tournament, Greensboro Coliseum, Greensboro, N.C.

N3 - NCAA Tournament, Charlotte Coliseum, Charlotte, N.C.

## 1997-98

Record: 32-4 ACC: 15-1 (1st)

Head Coach: Mike Krzyzewski

► NCAA Elite Eight

Date	Opponent	Rank	Site	Result
N 16	Army West Point	3	-	A W 78 45
N 20	Davidson	3	-	H W 100 65
N 24	Chaminade	3	-	N1 W 106 70
N 25	Missouri	3	-	N1 W 82 59
N 26	Arizona	3	1	N1 W 95 87
D 1	South Carolina State	1	-	H W 98 40
D 3	UNC Greensboro	1	-	H W 93 37
D 6	Virginia	1	-	H W 103 59
D 10	Villanova	1	-	H W 94 66
D 13	Michigan	1	-	A L 73 81
D 21	Mercer	3	-	H W 126 64
D 30	Portland State	3	-	H W 89 39
J 3	Maryland	3	20	A W 104 72
J 7	NC State	2	-	H W 64 50
J 10	Florida State	2</		



F 5	North Carolina	1	2	A	L	73	97
F 8	NC State	1	-	A	W	65	49
F 10	Florida State	2	-	H	W	86	72
F 14	Wake Forest	2	-	H	W	78	47
F 18	Clemson	2	-	A	W	70	66
F 22	UCLA	2	12	H	W	120	84
F 25	Georgia Tech	1	-	A	W	76	53
F 28	North Carolina	1	3	H	W	77	75
M 5	Virginia	1	-	N3	W	63	41
M 7	Clemson	1	-	N3	W	66	64
M 8	North Carolina	1	4	N3	L	68	83
M 13	Radford	3	-	N4	W	99	63
M 15	Oklahoma State	3	-	N4	W	79	73
M 20	Syracuse	3	21	N5	W	80	67
M 22	Kentucky	3	5	N5	L	84	86

*N1 - Maui Invitational, Lahaina Civic Center, Lahaina, Hawaii*  
*N2 - Greensboro Coliseum, Greensboro, N.C.*  
*N3 - ACC Tournament, Greensboro Coliseum, Greensboro, N.C.*  
*N4 - NCAA Tournament, Rupp Arena, Lexington, Ky.*  
*N5 - NCAA Tournament, Tropicana Field, St. Petersburg, Fla.*

**1998-99**  
**Record:** 37-2      **ACC:** 16-0 (1st)  
**Head Coach:** Mike Krzyzewski  
 ► ACC Champions  
 ► NCAA Final Four

Date	Opponent	Rank	Site	Result				
N 14	Fairfield	1	-	H	W	98	66	
N 17	Davidson	1	-	N1	W	94	61	
N 21	South Carolina State	1	-	H	W	120	56	
N 26	Notre Dame	1	-	N2	W	111	82	
N 27	Fresno State	1	-	N2	W	93	82	
N 28	Cincinnati	1	15	N2	L	75	77	
D 2	Michigan State	4	9	N3	W	73	67	
D 5	NC State	4	-	H	W	89	69	
D 9	Florida	3	-	H	W	116	86	
D 12	Michigan	3	-	H	W	108	64	
D 20	North Carolina A&T	2	-	H	W	88	53	
D 22	Kentucky	2	3	N4	W	71	60	
D 30	UNC Greensboro	2	-	H	W	104	58	
J 3	Maryland	2	4	A	W	82	64	
J 6	Georgia Tech	2	-	H	W	99	58	
J 10	Virginia	2	-	H	W	115	69	
J 13	Wake Forest	2	-	A	W	82	72	
J 16	Florida State	2	-	H	W	98	73	
J 20	Clemson	2	-	A	W	82	60	
J 24	St. John's	10T	2	8	A1	W	92	88
J 27	North Carolina	2	10	H	W	89	77	
J 30	NC State	2	-	A	W	80	61	
F 3	Maryland	2	7	H	W	95	77	
F 6	Georgia Tech	2	-	A	W	87	79	
F 11	Virginia	1	-	A	W	100	54	
F 13	Wake Forest	1	-	H	W	102	71	
F 17	Florida State	1	-	A	W	85	59	
F 20	Clemson	1	-	H	W	92	65	
F 24	DePaul	1	-	A	W	96	64	
F 27	North Carolina	1	14	A	W	81	61	
M 4	Virginia	1	-	N5	W	104	67	
M 6	NC State	1	-	N5	W	83	68	
M 7	North Carolina	1	15	N5	W	96	73	
M 12	Florida A&M	1	-	N6	W	99	58	
M 14	Tulsa	1	-	N6	W	97	56	
M 19	Missouri State	1	-	N7	W	78	61	
M 21	Temple	1	-	N7	W	85	64	
M 27	Michigan State	1	2	N8	W	68	62	
M 29	Connecticut	1	3	N8	L	74	77	

*N1 - Charlotte Coliseum, Charlotte, N.C.*  
*N2 - Great Alaska Shootout, Sullivan Arena, Anchorage, Alaska*  
*N3 - Great Eight, United Center, Chicago, Ill.*  
*N4 - Jimmy V Classic, Continental Airlines Arena, East Rutherford, N.J.*  
*A1 - Madison Square Garden, New York, N.Y.*  
*N5 - ACC Tournament, Charlotte Coliseum, Charlotte, N.C.*  
*N6 - NCAA Tournament, Charlotte Coliseum, Charlotte, N.C.*  
*N7 - NCAA Tournament, Continental Airlines Arena, East Rutherford, N.J.*  
*N8 - NCAA Final Four, Tropicana Field, St. Petersburg, Fla.*

**1999-00**  
**Record:** 29-5      **ACC:** 15-1 (1st)  
**Head Coach:** Mike Krzyzewski  
 ► ACC Champions  
 ► NCAA Sweet 16

Date	Opponent	Rank	Site	Result				
N 11	Stanford	10T	10	13	N1	L	79	80
N 12	Connecticut	10	1	N1	L	66	71	
N 20	Army West Point	18	-	H	W	100	42	
N 23	Columbia	16	-	H	W	99	52	
N 27	Southern California	16	-	N2	W	81	68	
N 30	Illinois	17	16	N3	W	72	69	
D 4	DePaul	10T	17	22	H	W	84	83
D 11	Michigan	14	-	A	W	104	97	
D 19	North Carolina A&T	11	-	H	W	101	60	
D 21	Davidson	10	-	H	W	109	65	
J 2	William & Mary	9	-	H	W	96	55	
J 5	Virginia	8	-	A	W	109	100	
J 9	Maryland	8	12	A	W	80	70	
J 12	Georgia Tech	6	-	H	W	82	57	
J 16	Florida State	6	-	A	W	85	54	
J 19	NC State	10T	5	-	H	W	92	88
J 22	Wake Forest	5	-	A	W	75	61	
J 29	Clemson	3	-	H	W	93	59	
F 3	North Carolina	10T	3	-	A	W	90	86
F 5	Virginia	3	-	H	W	106	86	
F 9	Maryland	3	23	H	L	87	98	
F 12	Georgia Tech	3	-	A	W	84	65	
F 16	Florida State	3	-	H	W	101	68	
F 19	NC State	3	-	A	W	71	66	
F 22	Wake Forest	2	-	H	W	96	78	
F 26	St. John's	2	-	H	L	82	83	
M 1	Clemson	4	-	A	W	92	78	
M 4	North Carolina	4	-	H	W	90	76	
M 9	Clemson	3	-	N4	W	94	63	
M 11	Wake Forest	3	-	N4	W	82	73	
M 12	Maryland	3	20	N4	W	81	68	
M 17	Lamar	1	-	N5	W	82	55	
M 19	Kansas	1	-	N5	W	69	64	
M 24	Florida	1	11	N6	L	78	87	

*N1 - Coaches vs. Cancer Classic, Madison Sq. Garden, New York, N.Y.*  
*N2 - Wooden Classic, Arrowhead Pond, Anaheim, Calif.*  
*N3 - ACC/Big 10 Challenge, United Center, Chicago, Ill.*  
*N4 - ACC Tournament, Charlotte Coliseum, Charlotte, N.C.*  
*N5 - NCAA Tournament, LJV Coliseum, Winston-Salem, N.C.*  
*N6 - NCAA Tournament, Carrier Dome, Syracuse, N.Y.*

**2000-01**  
**Record:** 35-4      **ACC:** 13-3 (1st)  
**Head Coach:** Mike Krzyzewski  
 ► ACC Champions  
 ► NCAA Champions

Date	Opponent	Rank	Site	Result				
N 14	Princeton	2	-	H	W	87	50	
N 17	Villanova	2	-	H	W	98	85	
N 22	Texas	2	-	N1	W	95	69	
N 24	Temple	2	-	N1	W	63	61	
N 25	Army West Point	2	-	H	W	91	48	
N 28	Illinois	1	9	N2	W	78	77	
D 2	Temple	1	17	A	W	93	68	
D 5	Davidson	1	-	H	W	102	60	
D 9	Michigan	1	-	H	W	104	61	
D 19	Portland	1	-	N3	W	97	64	
D 21	Stanford	1	3	N4	L	83	84	
D 30	North Carolina A&T	3	-	H	W	108	73	
J 4	Florida State	3	-	A	W	99	72	
J 7	Clemson	3	-	H	W	115	74	
J 10	NC State	2	-	A	W	84	78	
J 13	Virginia	2	10	H	W	103	61	
J 16	Boston College	2	25	H	W	97	75	
J 20	Georgia Tech	2	-	A	W	98	77	
J 24	Wake Forest	2	9	H	W	85	62	
J 27	Maryland	10T	2	8	A	W	98	96
F 1	North Carolina	2	4	H	L	83	85	
F 4	Florida State	2	-	H	W	100	58	
F 7	Clemson	3	-	A	W	81	64	
F 11	NC State	3	-	H	W	101	75	
F 14	Virginia	3	12	A	L	89	91	
F 18	St. John's	3	-	A1	W	91	59	
F 21	Georgia Tech	4	-	H	W	98	54	
F 24	Wake Forest	4	24	A	W	82	80	
F 27	Maryland	2	16	H	L	80	91	
M 4	North Carolina	2	4	A	W	95	81	
M 9	NC State	3	-	N5	W	76	61	
M 10	Maryland	3	11	N5	W	84	82	
M 11	North Carolina	3	6	N5	W	79	53	
M 15	Monmouth	1	-	N6	W	95	52	

M 17	Missouri	1	-	N6	W	94	81
M 22	UCLA	1	15	N7	W	76	63
M 24	Southern California	1	-	N7	W	79	69
M 31	Maryland	1	11	N8	W	95	84
A 2	Arizona	1	5	N8	W	82	72

*N1 - Preseason NIT, Madison Square Garden, New York, N.Y.*  
*N2 - ACC/Big Ten Challenge, Greensboro Coliseum, Greensboro, N.C.*  
*N3 - Rose Garden, Portland, Ore.*  
*N4 - The Coliseum in Oakland, Oakland, Calif.*  
*A1 - Madison Square Garden, New York, N.Y.*  
*N5 - ACC Tournament, Georgia Dome, Atlanta, Ga.*  
*N6 - NCAA Tournament, Greensboro Coliseum, Greensboro, N.C.*  
*N7 - NCAA Tournament, Wachovia Center, Philadelphia, Pa.*  
*N8 - NCAA Final Four, Metrodome, Minneapolis, Minn.*

**2001-02**  
**Record:** 31-4      **ACC:** 13-3 (2nd)  
**Head Coach:** Mike Krzyzewski  
 ► ACC Champions  
 ► NCAA Sweet 16

Date	Opponent	Rank	Site	Result				
N 19	Seton Hall	1	-	N1	W	80	79	
N 20	South Carolina	1	-	N1	W	81	56	
N 21	Ball State	1	-	N1	W	83	71	
N 25	Portland	1	-	H	W	104	62	
N 27	Iowa	1	7	N2	W	80	62	
D 2	Clemson	1	-	H	W	96	80	
D 5	Temple	1	-	H	W	82	57	
D 8	Michigan	1	-	A	W	104	83	
D 16	North Carolina A&T	1	-	H	W	93	51	
D 18	Kentucky	10T	1	7	N3	W	95	92
D 29	San Diego State	1	-	H	W	92	79	
J 2	Davidson	1	-	N4	W	106	71	
J 6	Florida State	1	-	A	L	76	77	
J 10	Georgia Tech	2	-	H	W	104	79	
J 13	NC State	2	-	A	W	76	57	
J 17	Maryland	1	3	H	W	99	78	
J 19	Wake Forest	1	14	H	W	103	80	
J 24	Boston College	1	-	A	W	88	78	
J 27	Virginia	1	7	H	W	94	81	
J 31	North Carolina	1	-	A	W	87	58	
F 2	Clemson	1	-	A	W	98	88	
F 7	Florida State	1	-	H	W	80	49	
F 9	Georgia Tech	1	-	A	W	95	63	
F 14	NC State	1	24	H	W	108	71	
F 17	Maryland	1	3	A	L	73	87	
F 21	Wake Forest	3	20	A	W	90	61	
F 24	St. John's	3	-	H	W	97	55	
F 28	Virginia	3	-	A	L	84	87	
M 3	North Carolina	3	-	H	W	93	68	
M 8	North Carolina	3	-	N5	W	60	48	
M 9	Wake Forest	3	-	N5	W	79	64	
M 10	NC State	3	-	N5	W	91	61	
M 14	Winthrop	1	-	N6	W	84	37	
M 16	Notre Dame	1	-	N6	W	84	77	
M 21	Indiana	1	-	N7	L	73	74	

*N1 - Maui Invitational, Lahaina Civic Center, Lahaina, Maui*  
*N2 - ACC/Big Ten Challenge, United Center, Chicago, Ill.*  
*N3 - Jimmy V. Classic, Continental Airlines Arena, East Rutherford, N.J.*  
*N4 - Charlotte Coliseum, Charlotte, N.C.*  
*N5 - ACC Tournament, Charlotte Coliseum, Charlotte, N.C.*  
*N6 - NCAA Tournament, BI-LO Center, Greenville, S.C.*  
*N7 - NCAA Tournament, Rupp Arena, Lexington, Ky.*

**2002-03**  
**Record:** 26-7      **ACC:** 11-5 (T2nd)  
**Head Coach:** Mike Krzyzewski  
 ► ACC Champions  
 ► NCAA Sweet 16

Date	Opponent	Rank	Site	Result			
N 23	Army West Point	6	-	H	W	101	53
N 25	Davidson	6	-	H	W	95	80
N 30	UCLA	6	14	N1	W	84	73
D 3	Ohio State	6	-	N2	W	91	76
D 7	Michigan	4	-	H	W	81	59
D 17	North Carolina A&T	4	-	N3	W	91	57
D 29	Dayton	3	-	H	W	85	74
J 2	Fairfield	3	-	H	W	86	58
J 5	Clemson	3	-	A	W	89	71
J 8	Georgetown	1	-	H	W	93	86
J 12	Wake Forest	1	17	H	W	74	55
J 15	Virginia	1	-	H	W	104	93
J 18	Maryland	1	17	A	L	72	87
J 22	NC State	3	-	A	L	71	80
J 25	Georgia Tech	3	-	H	W	91	71
J 30	Butler	5	-	H	W	80	60
F 2	Florida State	5	-	A	L	70	75
F 5							

**2023-24 DUKE BASKETBALL**

F 9	Clemson	9	-	H	W	65	55	
F 13	Wake Forest	20T	8	15	A	L	80	94
F 15	Virginia		8	-	A	W	78	59
F 19	Maryland		8	13	H	W	75	70
F 22	NC State		8	-	H	W	79	68
F 26	Georgia Tech		6	-	A	W	77	58
M 2	St. John's		6	-	A1	L	71	72
M 6	Florida State		10	-	H	W	72	56
M 9	North Carolina		10	-	A	L	79	82
M 14	Virginia		12	-	N4	W	83	76
M 15	North Carolina		12	-	N4	W	75	63
M 16	NC State		12	-	N4	W	84	77
M 20	Colorado State		7	-	N5	W	67	57
M 22	Central Michigan		7	-	N5	W	86	60
M 27	Kansas		7	6	N6	L	65	69

*N1 - Wooden Tradition, Conseco Fieldhouse, Indianapolis, Ind.*  
*N2 - ACC/Big Ten Challenge, Greensboro Col., Greensboro, N.C.*  
*N3 - Greensboro Coliseum, Greensboro, N.C.*  
*A1 - Madison Square Garden, New York, N.Y.*  
*N4 - ACC Tournament, Greensboro Coliseum, Greensboro, N.C.*  
*N5 - NCAA Tournament, Huntsman Center, Salt Lake City, Utah*  
*N6 - NCAA Tournament, Arrowhead Pond, Anaheim, Calif.*

**2003-04**

**Record:** 31-6      **ACC:** 13-3 (1st)

**Head Coach:** Mike Krzyzewski

► **NCAA Final Four**

Date	Opponent	Rank	Site	Result				
N 22	Detroit	2	-	H	W	67	56	
N 27	Pacific	2	-	N1	W	82	69	
N 28	Liberty	2	-	N1	W	76	47	
N 29	Purdue	2	-	N1	L	68	78	
D 3	Michigan State	6	5	A1	W	72	50	
D 6	St. John's	6	-	H	W	79	58	
D 14	Portland	4	-	H	W	84	43	
D 17	Princeton	3	-	H	W	69	51	
D 20	Texas	3	11	N2	W	89	61	
D 29	Davidson	3	-	H	W	88	54	
J 3	Clemson	2	-	A	W	73	54	
J 6	Fairfield	2	-	H	W	99	58	
J 11	Virginia	2	-	A	W	93	71	
J 15	NC State	2	-	H	W	76	57	
J 17	Wake Forest	2	4	H	W	84	72	
J 21	Maryland	1	-	A	W	68	60	
J 24	Georgetown	1	-	A	W	85	66	
J 29	Florida State	1	-	H	W	56	49	
J 31	Georgia Tech	1	14	A	W	82	74	
F 5	North Carolina	10T	1	17	A	W	83	81
F 8	Clemson	1	-	H	W	81	55	
F 11	Virginia	1	-	H	W	93	75	
F 15	NC State	1	21	A	L	74	78	
F 18	Wake Forest	3	15	A	L	84	90	
F 22	Maryland	3	-	H	W	86	63	
F 26	Valparaiso	5	-	H	W	97	63	
F 29	Florida State	5	-	A	W	70	65	
M 3	Georgia Tech	3	19	H	L	68	76	
M 6	North Carolina	3	14	H	W	70	65	
M 12	Virginia	5	-	N3	W	84	74	
M 13	Georgia Tech	5	14	N3	W	85	71	
M 14	Maryland	10T	5	-	N3	L	87	95
M 18	Alabama State	6	-	N4	W	96	61	
M 20	Seton Hall	6	-	N4	W	90	62	
M 26	Illinois	6	13	N5	W	72	62	
M 28	Xavier	6	-	N5	W	66	63	
A 3	Connecticut	6	7	N6	L	78	79	

*N1 - Great Alaska Shootout, Sullivan Arena, Anchorage, Alaska*  
*A1 - ACC/Big Ten Challenge*  
*N2 - Dreyfus Classic, Madison Square Garden, New York, N.Y.*  
*N3 - ACC Tournament, Greensboro Coliseum, Greensboro, N.C.*  
*N4 - NCAA Tournament, RBC Center, Raleigh, N.C.*  
*N5 - NCAA Tournament, Georgia Dome, Atlanta, Ga.*  
*N6 - NCAA Final Four, Alamodome, San Antonio, Texas*

**2004-05**

**Record:** 27-6      **ACC:** 11-5 (3rd)

**Head Coach:** Mike Krzyzewski

► **ACC Champions**  
 ► **NCAA Sweet 16**

Date	Opponent	Rank	Site	Result				
N 20	Tennessee-Martin	11	-	H	W	88	46	
N 22	Davidson	11	-	N1	W	74	61	
N 27	UNC Greensboro	9	-	H	W	98	44	
N 30	Michigan State	10	11	H1	W	81	74	
D 4	Valparaiso	10	-	N2	W	93	61	
D 12	Toledo	9	-	H	W	82	54	
D 14	Illinois-Chicago	7	-	H	W	88	55	
D 18	Oklahoma	7	-	N3	W	78	67	
J 2	Clemson	6	-	H	W	62	54	
J 5	Princeton	5	-	H	W	59	46	
J 8	Temple	5	-	H	W	82	74	
J 13	NC State	5	-	A	W	86	74	
J 16	Virginia	5	-	H	W	80	66	
J 19	Miami	4	-	A	W	92	83	
J 22	Florida State	4	-	A	W	88	56	
J 26	Maryland	2	-	H	L	66	75	
J 30	Virginia Tech	2	-	H	W	100	65	
F 2	Wake Forest	4	7	A	L	89	92	
F 5	Georgia Tech	4	25	H	W	82	65	
F 9	North Carolina	7	2	H	W	71	70	
F 12	Maryland	10T	7	-	A	L	92	99
F 17	Virginia Tech	7	-	A	L	65	67	
F 20	Wake Forest	7	5	H	W	102	92	
F 23	Georgia Tech	7	-	A	W	60	56	
F 26	St. John's	7	-	A1	W	58	47	
M 3	Miami	6	-	H	W	83	59	
M 6	North Carolina	6	2	A	L	73	75	
M 11	Virginia	5	-	N4	W	76	64	
M 12	NC State	5	-	N4	W	76	69	
M 13	Georgia Tech	5	-	N4	W	69	64	
M 18	Delaware State	3	-	N5	W	57	46	
M 20	Mississippi State	3	-	N5	W	63	55	
M 25	Michigan State	3	15	N6	L	68	78	

*N1 - Charlotte Coliseum, Charlotte, N.C.*  
*H1 - ACC/Big Ten Challenge*  
*N2 - United Center, Chicago, Ill.*  
*N3 - Dreyfus Classic, Madison Square Garden, New York, N.Y.*  
*A1 - Madison Square Garden, New York, N.Y.*  
*N4 - ACC Tournament, MCI Center, Washington, D.C.*  
*N5 - NCAA Tournament, Charlotte Coliseum, Charlotte, N.C.*  
*N6 - NCAA Tournament, Erwin Center, Austin, Texas*

**2005-06**

**Record:** 32-4      **ACC:** 14-2 (1st)

**Head Coach:** Mike Krzyzewski

► **ACC Champions**  
 ► **NCAA Sweet 16**

Date	Opponent	Rank	Site	Result				
N 14	Boston College	1	-	H1	W	64	47	
N 16	Seton Hall	1	-	H1	W	93	40	
N 19	Davidson	1	-	H	W	84	55	
N 23	Drexel	1	-	N1	W	78	68	
N 25	Memphis	1	11	N1	W	70	67	
N 30	Indiana	1	17	A1	W	75	67	
D 4	Virginia Tech	1	-	H	W	77	75	
D 7	Pennsylvania	1	-	H	W	72	59	
D 10	Texas	1	2	N2	W	97	66	
D 18	Valparaiso	1	-	H	W	104	77	
D 21	St. John's	1	-	H	W	70	57	
D 31	UNC Greensboro	1	-	N3	W	102	69	
J 2	Bucknell	1	-	H	W	84	50	
J 8	Wake Forest	1	23	A	W	82	64	
J 11	Maryland	1	23	H	W	76	52	
J 14	Clemson	1	-	A	W	87	77	
J 18	NC State	1	14	H	W	81	68	
J 21	Georgetown	1	-	A	L	84	87	
J 26	Virginia Tech	2	-	A	W	80	67	
J 28	Virginia	2	-	H	W	82	63	
F 1	Boston College	2	15	A	W	83	81	
F 4	Florida State	10T	2	-	H	W	97	96
F 7	North Carolina	2	23	A	W	87	83	
F 11	Maryland	2	-	A	W	96	88	
F 14	Wake Forest	2	-	H	W	93	70	
F 19	Miami	2	-	H	W	92	71	
F 22	Georgia Tech	1	-	A	W	73	66	
F 25	Temple	1	-	A	W	74	66	
M 1	Florida State	1	-	A	L	74	79	
M 4	North Carolina	1	13	H	L	76	83	
M 10	Miami	3	-	N4	W	80	76	
M 11	Wake Forest	3	-	N4	W	78	66	
M 12	Boston College	3	11	N4	W	78	76	

M 16	Southern	1	-	N5	W	70	54
M 18	George Washington	1	14	N5	W	74	61
M 23	Louisiana State	1	18	N6	L	54	62

*H1 - NIT Season Tip-Off*  
*N1 - NIT Season Tip-Off, Madison Square Garden, New York, N.Y.*  
*A1 - ACC/Big Ten Challenge*  
*N2 - Continental Airlines Arena, East Rutherford, N.J.*  
*N3 - Greensboro Coliseum, Greensboro, N.C.*  
*N4 - ACC Tournament, Greensboro Coliseum, Greensboro, N.C.*  
*N5 - NCAA Tournament, Greensboro Coliseum, Greensboro, N.C.*  
*N6 - NCAA Tournament, Georgia Dome, Atlanta, Ga.*

**2006-07**

**Record:** 22-11      **ACC:** 8-8 (16th)

**Head Coach:** Mike Krzyzewski

Date	Opponent	Rank	Site	Result				
N 12	Columbia	12	-	H1	W	86	43	
N 13	Georgia Southern	11	-	H1	W	72	48	
N 16	UNC Greensboro	11	-	H	W	75	48	
N 20	Air Force	9	-	N1	W	71	56	
N 21	Marquette	9	13	N1	L	62	73	
N 25	Davidson	11	-	H	W	75	47	
N 28	Indiana	11	-	H2	W	54	51	
D 2	Georgetown	11	18	H	W	61	52	
D 6	Holy Cross	7	-	H	W	57	45	
D 9	George Mason	7	-	H	W	69	53	
D 19	Kent State	6	-	H	W	79	72	
D 21	Gonzaga	6	22	N2	W	61	54	
D 31	San Jose State	5	-	H	W	70	51	
J 2	Temple	5	-	H	W	73	55	
J 6	Virginia Tech	10T	5	-	H	L	67	69
J 10	Georgia Tech	11	-	A	L	63	74	
J 14	Miami	11	-	A	W	85	63	
J 18	Wake Forest	14	-	H	W	62	40	
J 20	NC State	14	-	A	W	79	56	
J 25	Clemson	10	19	H	W	68	66	
J 28	Boston College	10	-	H	W	75	61	
F 1	Virginia	10T	8	-	A	L	66	68
F 4	Florida State	8	-	H	L	67	68	
F 7	North Carolina	16	5	H	L	73	79	
F 11	Maryland	16	-	A	L	60	72	
F 14	Boston College	-	21	A	W	78	70	
F 18	Georgia Tech	-	-	H	W	71	62	
F 22	Clemson	18	-	A	W	71	66	
F 25	St. John's	18	-	A1	W	67	50	
F 28	Maryland	14	24	H	L	77	85	
M 4	North Carolina	14	8	A	L	72	86	
M 8	NC State	10T	21	-	N3	L	80	85
M 15	VCU	-	-	N4	L	77	79	

*H1 - CBE Classic*  
*N1 - CBE Classic, Municipal Auditorium, Kansas City, Mo.*  
*H2 - ACC/Big Ten Challenge*  
*N2 - Madison Square Garden, New York, N.Y.*  
*A1 - Madison Square Garden, New York, N.Y.*  
*N3 - ACC Tournament, St. Petersburg Times Forum, Tampa, Fla..*  
*N4 - NCAA Tournament, HSBC Arena, Buffalo, N.Y.*

**2007-08**

**Record:** 28-6      **ACC:** 13-3 (2nd)

**Head Coach:** Mike Krzyzewski

Date	Opponent	Rank	Site	Result				
N 9	North Carolina Central	13	-	H	W	121	56	
N 12	New Mexico State	13	-	H	W	86	61	
N 19	Princeton	13	-	N1	W	83	61	
N 20	Illinois	13	-	N1	W	79	66	
N 21	Marquette	13	11	N1	W	77	73	
N 25	Eastern Kentucky	13	-	H	W	78	43	
N 27	Wisconsin	7	20	H1	W	82	58	
D 1	Davidson	7	-	A	W	79	73	
D 8	Michigan	6	-	H	W	95	67	
D 17	Albany	6	-	H	W	111	70	
D 20	Pittsburgh	10T	6	11	N2	L	64	65
J 6	Cornell	9	-	H	W	81	67	
J 9	Temple	9	-	A	W	74	64	
J 13	Virginia	9	-	H	W	87	65	
J 16	Florida State	7	-	A	W	70	57	
J 19	Clemson	7	24	H	W	93	80	
J 24	Virginia Tech	4	-	A	W	8		



M 1	NC State	7	-	A	W	87	86
M 5	Virginia	6	-	A	W	86	70
M 8	North Carolina	6	1	H	L	68	76
M 14	Georgia Tech	7	-	N3	W	82	70
M 15	Clemson	7	-	N3	L	74	78
M 20	Belmont	9	-	N4	W	71	70
M 22	West Virginia	9	-	N4	L	67	73

*N1 - Maui Invitational, Lahaina Civic Center, Lahaina, Hawaii*

*H1 - ACC/Big Ten Challenge*

*N2 - Madison Square Garden, New York, N.Y.*

*N3 - ACC Tournament, Charlotte Bobcats Arena, Charlotte, N.C.*

*N4 - NCAA Tournament, Verizon Center, Washington, D.C.*

**2008-09**

**Record:** 30-7      **ACC:** 11-5 (T2nd)

**Head Coach:** Mike Krzyzewski

- ▶ ACC Champions
- ▶ NCAA Sweet 16

Date	Opponent	Rank	Site	Result				
N 10	Presbyterian	8	-	H1	W	80	49	
N 11	Georgia Southern	8	-	H1	W	97	54	
N 16	Rhode Island	8	-	H	W	82	79	
N 20	Southern Illinois	10	-	N1	W	83	58	
N 21	Michigan	10	-	N1	W	71	56	
N 23	Montana	10	-	H	W	78	58	
N 28	Duquesne	7	-	H	W	95	72	
D 2	Purdue	4	9	A1	W	76	60	
D 6	Michigan	4	-	A	L	73	81	
D 17	UNC Asheville	6	-	H	W	99	56	
D 20	Xavier	6	7	N2	W	82	64	
D 31	Loyola, Md.	5	-	H	W	92	51	
J 4	Virginia Tech	5	-	H	W	69	44	
J 7	Davidson	2	-	H	W	79	67	
J 10	Florida State	2	-	A	W	66	58	
J 14	Georgia Tech	3	-	A	W	70	56	
J 17	Georgetown	3	13	H	W	76	67	
J 20	NC State	2	-	H	W	73	56	
J 24	Maryland	2	-	H	W	85	44	
J 28	Wake Forest	1	6	A	L	68	70	
F 1	Virginia	1	-	H	W	79	54	
F 4	Clemson	4	10	A	L	47	74	
F 7	Miami	10T	4	-	H	W	78	75
F 11	North Carolina	6	3	H	L	87	101	
F 15	Boston College	6	-	A	L	74	80	
F 19	St. John's	9	-	A2	W	76	69	
F 22	Wake Forest	9	8	H	W	101	91	
F 25	Maryland	7	-	A	W	78	67	
F 28	Virginia Tech	7	-	A	W	72	65	
M 3	Florida State	7	24	H	W	84	81	
M 8	North Carolina	7	2	A	L	71	79	
M 13	Boston College	9	-	N3	W	66	65	
M 14	Maryland	9	-	N3	W	67	61	
M 15	Florida State	9	-	N3	W	79	69	
M 19	Binghamton	6	-	N4	W	86	62	
M 21	Texas	6	-	N4	W	74	69	
M 26	Villanova	6	11	N5	L	54	77	

*H1 - 2K Sports Classic*

*N1 - 2K Sports Classic, Madison Square Garden, New York, N.Y.*

*A1 - ACC/Big Ten Challenge*

*N2 - Izod Center, East Rutherford, N.J.*

*A2 - Madison Square Garden, New York, N.Y.*

*N3 - ACC Tournament, Georgia Dome, Atlanta, Ga.*

*N4 - NCAA Tournament, Greensboro Coliseum, Greensboro, N.C.*

*N5 - NCAA Tournament, TD Banknorth Garden, Boston, Mass.*

**2009-10**

**Record:** 35-5      **ACC:** 13-3 (T1st)

**Head Coach:** Mike Krzyzewski

- ▶ ACC Champions
- ▶ NCAA Champions

Date	Opponent	Rank	Site	Result			
N 13	UNC Greensboro	9	-	H	W	96	62
N 16	Coastal Carolina	9	-	H1	W	74	49
N 17	Charlotte	9	-	H1	W	101	59
N 21	Radford	9	-	H	W	104	67
N 25	Arizona State	7	-	N1	W	64	53
N 27	Connecticut	7	13	N1	W	68	59
D 2	Wisconsin	6	-	A1	L	69	73
D 5	St. John's	6	-	H	W	80	71
D 15	Gardner-Webb	7	-	H	W	113	68
D 19	Gonzaga	7	15	N2	W	76	41
D 29	Long Beach State	7	-	H	W	84	63
D 31	Pennsylvania	7	-	H	W	114	55
J 3	Clemson	7	21	H	W	74	53
J 6	Iowa State	5	-	N3	W	86	65
J 9	Georgia Tech	5	20	A	L	67	71
J 13	Boston College	8	-	H	W	79	59
J 17	Wake Forest	8	-	H	W	90	70

J 20	NC State	7	-	A	L	74	88
J 23	Clemson	7	17	A	W	60	47
J 27	Florida State	8	-	H	W	70	56
J 30	Georgetown	8	7	A	L	77	89
F 4	Georgia Tech	10	21	H	W	86	67
F 6	Boston College	10	-	A	W	66	63
F 10	North Carolina	8	-	A	W	64	54
F 13	Maryland	8	-	H	W	77	56
F 17	Miami	6	-	A	W	81	74
F 21	Virginia Tech	6	-	H	W	67	55
F 25	Tulsa	5	-	H	W	70	52
F 28	Virginia	5	-	A	W	67	49
M 3	Maryland	4	22	A	L	72	79
M 6	North Carolina	4	-	H	W	82	50
M 12	Virginia	4	-	N4	W	57	46
M 13	Miami	4	-	N4	W	77	74
M 14	Georgia Tech	4	-	N4	W	65	61
M 19	Arkansas-Pine Bluff	3	-	N5	W	73	44
M 21	California	3	-	N5	W	68	53
M 26	Purdue	3	10	N6	W	70	57
M 28	Baylor	3	19	N6	W	78	71
A 3	West Virginia	3	6	N7	W	78	57
A 5	Butler	3	11	N7	W	61	59

*H1 - NIT Season Tip-Off*

*N1 - NIT Season Tip-Off, Madison Square Garden, New York, N.Y.*

*A1 - ACC/Big Ten Challenge*

*N2 - Madison Square Garden, New York, N.Y.*

*N3 - United Center, Chicago, Ill.*

*N4 - ACC Tournament, Greensboro Coliseum, Greensboro, N.C.*

*N5 - NCAA Tournament, Veterans Memorial Arena, Jacksonville, Fla.*

*N6 - NCAA Tournament, Reliant Stadium, Houston, Texas*

*N7 - NCAA Final Four, Lucas Oil Stadium, Indianapolis, Ind.*

**2010-11**

**Record:** 32-5      **ACC:** 13-3 (2nd)

**Head Coach:** Mike Krzyzewski

- ▶ ACC Champions
- ▶ NCAA Sweet 16

Date	Opponent	Rank	Site	Result			
N 14	Princeton	1	-	H1	W	97	60
N 16	Miami, Ohio	1	-	H1	W	79	45
N 19	Colgate	1	-	H	W	110	58
N 22	Marquette	1	-	N1	W	82	77
N 23	Kansas State	1	4	N1	W	82	68
N 27	Oregon	1	-	N2	W	98	71
D 1	Michigan State	1	6	H2	W	84	79
D 4	Butler	1	-	N3	W	82	70
D 8	Bradley	1	-	H	W	83	48
D 11	Saint Louis	1	-	H	W	84	47
D 20	Elon	1	-	H	W	98	72
D 29	UNC Greensboro	1	-	A1	W	108	62
J 2	Miami	1	-	H	W	74	63
J 5	Alabama-Birmingham	1	-	H	W	85	64
J 9	Maryland	1	-	H	W	71	64
J 12	Florida State	1	-	A	L	61	66
J 15	Virginia	1	-	H	W	76	60
J 19	NC State	4	-	A	W	92	78
J 22	Wake Forest	4	-	A	W	83	59
J 27	Boston College	3	-	H	W	84	68
J 30	St. John's	3	-	A2	L	78	93
F 2	Maryland	5	-	A	W	80	62
F 5	NC State	5	-	H	W	76	52
F 9	North Carolina	5	20	H	W	79	73
F 13	Miami	5	-	A	W	81	71
F 16	Virginia	5	-	A	W	56	41
F 20	Georgia Tech	5	-	H	W	79	57
F 23	Temple	1	24	H	W	78	61
F 26	Virginia Tech	1	-	A	L	60	64
M 2	Clemson	4	-	H	W	70	59
M 5	North Carolina	4	13	A	L	67	81
M 11	Maryland	5	-	N4	W	87	71
M 12	Virginia Tech	5	-	N4	W	77	63
M 13	North Carolina	5	6	N4	W	75	58
M 18	Hampton	3	-	N5	W	87	45
M 20	Michigan	3	-	N5	W	73	71
M 24	Arizona	3	17	N6	L	77	93

*H1 - CBE Classic*

*N1 - CBE Classic, Kemper Arena, Kansas City, K.C.*

*N2 - Rose Garden, Portland, Ore.*

*H2 - ACC/Big Ten Challenge*

*N3 - Izod Center, East Rutherford, N.J.*

*A1 - Greensboro Coliseum, Greensboro, N.C.*

*A2 - Madison Square Garden, New York, N.Y.*

*N4 - ACC Tournament, Greensboro Coliseum, Greensboro, N.C.*

*N5 - NCAA Tournament, Time Warner Cable Arena, Charlotte, N.C.*

*N6 - NCAA Tournament, Honda Center, Anaheim, Calif.*

**2011-12**

**Record:** 27-7      **ACC:** 13-3 (2nd)

**Head Coach:** Mike Krzyzewski

Date	Opponent	Rank	Site	Result				
N 11	Belmont	6	-	H1	W	77	76	
N 12	Presbyterian	6	-	H	W	96	55	
N 15	Michigan State	6	-	N1	W	74	69	
N 18	Davidson	6	-	H	W	82	69	
N 21	Tennessee	6	-	N2	W	77	67	
N 22	Michigan	6	15	N2	W	82	75	
N 23	Kansas	6	14	N2	W	68	61	
N 29	Ohio State	3	2	A1	L	63	85	
D 7	Colorado State	7	-	H	W	87	64	
D 10	Washington	7	-	N3	W	86	80	
D 19	UNC Greensboro	7	-	H	W	90	63	
D 30	Western Michigan	7	-	H	W	110	70	
J 1	Pennsylvania	7	-	H	W	85	55	
J 4	Temple	5	-	A2	L	73	78	
J 7	Georgia Tech	5	-	A3	W	81	74	
J 12	Virginia	8	16	H	W	61	58	
J 15	Clemson	8	-	A	W	73	66	
J 19	Wake Forest	4	-	H	W	91	73	
J 21	Florida State	4	-	H	L	73	76	
J 25	Maryland	8	-	A	W	74	61	
J 28	St. John's	8	-	H	W	83	76	
F 2	Virginia Tech	7	-	A	W	75	60	
F 5	Miami	10T	7	-	H	L	74	78
F 8	North Carolina	10	5	A	W	85	84	
F 11	Maryland	10	-	H	W	73	55	
F 16	NC State	5	-	H	W	78	73	
F 19	Boston College	5	-	A	W	75	50	
F 23	Florida State	5	15	A	W	74	66	
F 25	Virginia Tech	10T	5	-	H	W	70	65
F 28	Wake Forest	4	-	A	W	79	71	
M 3	North Carolina	4	6	H	L	70	88	
M 9	Virginia Tech	6	-	N4	W	60	56	
M 10	Florida State	6	17	N4	L	59	62	
M 16	Lehigh	8	-	N5	L	70	75	

*H1 - Maui Invitational*

*N1 - Champions Classic, Madison Square Garden, New York, N.Y.*

*N2 - Maui Invitational, Lahaina Civic Center, Lahaina, Hawaii*

*A1 - ACC/Big Ten Challenge*

*N3 - Madison Square Garden, New York, N.Y.*

*A2 - Wells Fargo Center, Philadelphia, Pa.*

*A3 - Philips Arena, Atlanta, Ga.*

*N4 - ACC Tournament, Philips Arena, Atlanta, Ga.*

*N5 - NCAA Tournament, Greensboro Coliseum, Greensboro, N.C.*

**2023-24 DUKE BASKETBALL**

M 29	Michigan State	6	9	N6	W	71	61
M 31	Louisville	6	2	N6	L	63	85

*N1 - Champions Classic, Georgia Dome, Atlanta, Ga.*  
*H1 - Battle 4 Atlantis*  
*N2 - Battle 4 Atlantis, Imperial Arena, Nassau, Bahamas*  
*H2 - ACC/Big Ten Challenge*  
*N3 - Izod Center, East Rutherford, N.J.*  
*A1 - Time Warner Cable Arena, Charlotte, N.C.*  
*N4 - ACC Tournament, Greensboro Coliseum, Greensboro, N.C.*  
*N5 - NCAA Tournament, Wells Fargo Center, Philadelphia, Pa.*  
*N6 - NCAA Tournament, Lucas Oil Stadium, Indianapolis, Ind.*

**2013-14**  
**Record: 26-9**      **ACC: 13-5 (3rd)**

**Head Coach: Mike Krzyzewski**

Date	Opponent	Rank	Site	Result				
N 8	Davidson	4	-	H	W	111	77	
N 12	Kansas	4	5	N1	L	83	94	
N 15	Florida Atlantic	4	-	H	W	97	64	
N 18	UNC Asheville	6	-	H1	W	91	55	
N 19	East Carolina	6	-	H1	W	83	74	
N 24	Vermont	6	-	H	W	91	90	
N 27	Alabama	6	-	N2	W	74	64	
N 29	Arizona	6	4	N2	L	66	72	
D 3	Michigan	10	22	H2	W	79	69	
D 16	Gardner-Webb	8	-	H	W	85	66	
D 19	UCLA	8	-	N3	W	80	63	
D 28	Eastern Michigan	9	-	H	W	82	59	
D 31	Elon	7	-	N4	W	86	48	
J 4	Notre Dame	7	-	A	L	77	79	
J 7	Georgia Tech	16	-	H	W	79	57	
J 11	Clemson	16	-	A	L	59	72	
J 13	Virginia	23	-	H	W	69	65	
J 18	NC State	23	-	H	W	95	60	
J 22	Miami	18	-	A	W	67	46	
J 25	Florida State	18	-	H	W	78	56	
J 27	Pittsburgh	17	18	A	W	80	65	
F 1	Syracuse	10T	17	2	A	L	89	91
F 4	Wake Forest	11	-	H	W	83	63	
F 8	Boston College	11	-	A	W	89	68	
F 15	Maryland	8	-	H	W	69	67	
F 18	Georgia Tech	5	-	A	W	68	51	
F 20	North Carolina	5	-	A	L	66	74	
F 22	Syracuse	5	1	H	W	66	60	
F 25	Virginia Tech	6	-	H	W	66	48	
M 5	Wake Forest	4	-	A	L	72	82	
M 8	North Carolina	4	14	H	W	93	81	
M 14	Clemson	7	-	N5	W	63	62	
M 15	NC State	7	-	N5	W	75	67	
M 16	Virginia	7	6	N5	L	63	72	
M 21	Mercer	8	-	N6	L	71	78	

*N1 - Champions Classic, United Center, Chicago, Ill.*  
*H1 - NIT Season Tip-Off*  
*N2 - NIT Season Tip-Off, Madison Square Garden, New York, N.Y.*  
*H2 - ACC/Big Ten Challenge*  
*N3 - Carquest Auto Parts Classic, Madison Square Garden, New York, N.Y.*  
*N4 - Greensboro Coliseum, Greensboro, N.C.*  
*N5 - ACC Tournament, Greensboro Coliseum, Greensboro, N.C.*  
*N6 - NCAA Tournament, PNC Arena, Raleigh, N.C.*

**2014-15**  
**Record: 35-4**      **ACC: 15-3 (2nd)**

**Head Coach: Mike Krzyzewski**

► **NCAA Champions**

Date	Opponent	Rank	Site	Result			
N 14	Presbyterian	4	-	H1	W	113	44
N 15	Fairfield	4	-	H	W	109	59
N 18	Michigan State	4	19	N1	W	81	71
N 21	Temple	4	-	N2	W	74	54
N 22	Stanford	4	-	N2	W	70	59
N 26	Furman	4	-	H	W	93	54
N 30	Army West Point	4	-	H	W	93	73
D 3	Wisconsin	4	2	A1	W	80	70
D 15	Elon	2	-	H	W	75	62
D 18	Connecticut	2	-	N3	W	66	56
D 29	Toledo	2	-	H	W	86	69
D 31	Wofford	2	-	H	W	84	55
J 3	Boston College	2	-	H	W	85	62
J 7	Wake Forest	2	-	A	W	73	65
J 11	NC State	2	-	A	L	75	87
J 13	Miami	4	-	H	L	74	90
J 17	Louisville	4	6	A	W	63	52
J 19	Pittsburgh	5	-	H	W	79	65
J 25	St. John's	5	-	A2	W	77	68
J 28	Notre Dame	4	8	A	L	73	77
J 31	Virginia	4	2	A	W	69	63
F 4	Georgia Tech	4	-	H	W	72	66
F 7	Notre Dame	4	10	H	W	90	60

F 9	Florida State	4	-	A	W	73	70	
F 14	Syracuse	4	-	A	W	80	72	
F 18	North Carolina	10T	4	15	H	W	92	90
F 21	Clemson	4	-	H	W	78	56	
F 25	Virginia Tech	10T	4	-	A	W	91	86
F 28	Syracuse	4	-	H	W	73	54	
M 4	Wake Forest	3	-	H	W	94	51	
M 7	North Carolina	3	19	A	W	84	77	
M 12	NC State	2	-	N4	W	77	53	
M 13	Notre Dame	2	11	N4	L	64	74	
M 20	Robert Morris	4	-	N5	W	85	56	
M 22	San Diego State	4	-	N5	W	68	49	
M 27	Utah	4	19	N6	W	63	57	
M 29	Gonzaga	4	7	N6	W	66	52	
A 4	Michigan State	4	23	N7	W	81	61	
A 6	Wisconsin	4	3	N7	W	68	63	

*H1 - Coaches vs. Cancer Classic*  
*N1 - Champions Classic, Bankers Life Fieldhouse, Indianapolis, Ind.*  
*N2 - Coaches vs. Cancer Classic, Barclays Center, Brooklyn, N.Y.*  
*A1 - ACC/Big Ten Challenge*  
*N3 - Izod Center, East Rutherford, N.J.*  
*A2 - Madison Square Garden, New York, N.Y.*  
*N4 - ACC Tournament, Greensboro Coliseum, Greensboro, N.C.*  
*N5 - NCAA Tournament, Time Warner Cable Arena, Charlotte, N.C.*  
*N6 - NCAA Tournament, NRG Stadium, Houston, Texas*  
*N7 - NCAA Final Four, Lucas Oil Stadium, Indianapolis, Ind.*

**2015-16**  
**Record: 25-11**      **ACC: 11-7 (T5th)**

**Head Coach: Mike Krzyzewski**

► **NCAA Sweet 16**

Date	Opponent	Rank	Site	Result				
N 13	Siena	5	-	H1	W	92	74	
N 14	Bryant	5	-	H	W	113	75	
N 17	Kentucky	5	2	N1	L	63	74	
N 20	VCU	5	-	N2	W	79	71	
N 22	Georgetown	5	-	N2	W	86	84	
N 25	Yale	6	-	H	W	80	61	
N 29	Utah State	6	-	H	W	85	52	
D 2	Indiana	7	-	H2	W	84	74	
D 5	Buffalo	7	-	H	W	82	59	
D 15	Georgia Southern	7	-	H	W	99	65	
D 19	Utah	10T	7	-	N3	L	75	77
D 28	Elon	15	-	H	W	105	66	
D 30	Long Beach State	15	-	H	W	103	81	
J 2	Boston College	15	-	A	W	81	64	
J 6	Wake Forest	14	-	A	W	91	75	
J 9	Virginia Tech	14	-	H	W	82	58	
J 13	Clemson	9	-	A1	L	63	68	
J 16	Notre Dame	9	-	H	L	91	95	
J 18	Syracuse	20	-	H	L	62	64	
J 23	NC State	20	-	A	W	88	78	
J 25	Miami	24	15	A	L	69	80	
F 2	Georgia Tech	-	-	A	W	80	71	
F 6	NC State	-	-	H	W	88	80	
F 8	Louisville	-	13	H	W	72	65	
F 13	Virginia	-	7	H	W	63	62	
F 17	North Carolina	20	5	A	W	74	73	
F 20	Louisville	20	18	A	L	64	71	
F 25	Florida State	15	-	H	W	80	65	
F 28	Pittsburgh	15	-	A	L	62	76	
M 1	Wake Forest	17	-	H	W	79	71	
M 5	North Carolina	17	8	H	L	72	76	
M 9	NC State	19	-	N4	W	92	89	
M 10	Notre Dame	10T	19	-	N4	L	79	84
M 17	UNC Wilmington	19	-	N5	W	93	85	
M 19	Yale	19	-	N5	W	71	64	
M 24	Oregon	19	5	N6	L	68	82	

*H1 - 2K Classic*  
*N1 - Champions Classic, United Center, Chicago, Ill.*  
*N2 - 2K Classic, Madison Square Garden, New York, N.Y.*  
*H2 - ACC/Big Ten Challenge*  
*N3 - Ameritas Insurance Classic, Madison Sq. Garden, New York*  
*A1 - Bon Secours Wellness Arena, Greenville, S.C.*  
*N4 - ACC Tournament, Verizon Center, Washington, D.C.*  
*N5 - NCAA Tournament, Dunkin' Donuts Center, Providence, R.I.*  
*N6 - NCAA Tournament, Honda Center, Anaheim, Calif.*

**2016-17**  
**Record: 28-9**      **ACC: 11-7 (T5th)**

**Head Coach: Mike Krzyzewski**

► **ACC Champions**

Date	Opponent	Rank	Site	Result			
N 11	Marist	1	-	H1	W	94	49
N 12	Grand Canyon	1	-	H1	W	96	61
N 15	Kansas	1	7	N1	L	75	77
N 19	Penn State	1	-	N2	W	78	68
N 20	Rhode Island	1	21	N2	W	75	65
N 23	William & Mary	6	-	H	W	88	67
N 26	Appalachian State	6	-	H	W	93	58
N 29	Michigan State	5	-	H2	W	78	69
D 3	Maine	5	-	H	W	94	55
D 6	Florida	5	21	N3	W	84	74
D 10	UNLV	5	-	N4	W	94	55
D 19	Tennessee State	5	-	H	W	65	55
D 21	Elon	5	-	N5	W	72	61
D 31	Virginia Tech	5	-	A	L	75	89
J 4	Georgia Tech	8	-	H	W	110	57
J 7	Boston College	8	-	H	W	93	82
J 10	Florida State	7	9	A	L	72	88
J 14	Louisville	7	14	A	L	69	78
J 21	Miami	18	-	H	W	70	58
J 23	NC State	17	-	H	L	82	84
J 28	Wake Forest	17	-	A	W	85	83
J 30	Notre Dame	21	20	A	W	84	74
F 4	Pittsburgh	21	-	H	W	72	64
F 9	North Carolina	18	8	H	W	86	78
F 11	Clemson	18	-	H	W	64	62
F 15	Virginia	12	14	A	W	65	55
F 18	Wake Forest	12	-	H	W	99	94
F 22	Syracuse	10	-	A	L	75	78
F 25	Miami	10	-	A	L	50	55
F 28	Florida State	17	15	H	W	75	70
M 4	North Carolina	17	5	A	L	83	90
M 8	Clemson	14	-	N6	W	79	72
M 9	Louisville	14	10	N6	W	81	77
M 10	North Carolina	14	6	N6	W	93	83
M 11	Notre Dame	14	22	N6	W	75	69
M 17	Troy	7	-	N7	W	87	65
M 19	South Carolina	7	-	N7	L	81	88

*H1 - Basketball Hall of Fame Tip-Off*  
*N1 - Champions Classic, Madison Square Garden, New York*  
*N2 - Basketball HOF Tip-Off, Mohegan Sun Arena, Uncasville, Conn.*  
*H2 - ACC/Big Ten Challenge*  
*N3 - Jimmy V Classic, Madison Square Garden, New York, N.Y.*  
*N4 - Neon Hoops Classic, T-Mobile Arena, Las Vegas, Nev.*  
*N5 - Greensboro Coliseum, Greensboro, N.C.*  
*N6 - ACC Tournament, Barclays Center, Brooklyn, N.Y.*  
*N7 - NCAA Tournament, Bon Secours Wellness Arena, Greenville, S.C.*

**2017-18**  
**Record: 29-8**      **ACC: 13-5 (2nd)**

**Head Coach: Mike Krzyzewski**

► **NCAA Elite Eight**

Date	Opponent	Rank	Site	Result				
N 10	Elon	1	-	H	W	97	68	
N 11	Utah Valley	1	-	H	W	99	69	
N 14	Michigan State	1	2	N1	W	88	81	
N 17	Southern	1	-	H	W	78	61	
N 20	Furman	1	-	H1	W	92	63	
N 23	Portland State	1	-	N2	W	99	81	
N 24	Texas	10T	1	-	N3	W	85	78
N 26	Florida	1	7	N3	W	87	84	
N 29	Indiana	1	-	A1	W	91	81	
D 2	South Dakota	1	-	H	W	96	80	
D 5	St. Francis, Pa.	1	-	H	W	124	67	
D 9	Boston College	1	-	A	L	84	89	
D 20	Evansville	4	-	H	W	104	40	
D 30	Florida State	4	24	H	W	100	93	
J 6	NC State	2	-	A	L	85	96	
J 10	Pittsburgh	7	-	A	W	87	52	
J 13	Wake Forest	7	-	H	W	89	71	
J 15	Miami	5	25	A	W	83	75	
J 20	Pittsburgh	5	-	H	W	81	54	
J 23	Wake Forest	4	-	A	W	84	70	
J 27	Virginia	4	2	H	L	63	65	
J 29	Notre Dame	4	-	H	W	88	66	
F 3	St. John's	5						



M 3	North Carolina	5	12	H	W	74	64	
M 8	Notre Dame	5	-	N4	W	88	70	
M 9	North Carolina	5	12	N4	L	69	74	
M 15	Iona	9	-	N5	W	89	67	
M 17	Rhode Island	9	-	N5	W	87	62	
M 23	Syracuse	9	-	N6	W	69	65	
M 25	Kansas	10T	9	4	N6	L	81	85

*N1 - Champions Classic, United Center, Chicago, Ill.*  
*H1 - PK80 Invitational*  
*N2 - PK80 Invitational, Veterans Memorial Coliseum, Portland, Ore.*  
*N3 - PK80 Invitational, Moda Center, Portland, Ore.*  
*A1 - Big Ten/ACC Challenge*  
*A2 - The Garf, Madison Square Garden, New York, N.Y.*  
*N4 - ACC Tournament, Barclays Center, Brooklyn, N.Y.*  
*N5 - NCAA Tournament, PPG Paints Arena, Pittsburgh, Pa.*  
*N6 - NCAA Tournament, CenturyLink Center, Omaha, Neb.*

**2018-19**  
**Record:** 32-6      **ACC:** 14-4 (3rd)

**Head Coach:** Mike Krzyzewski  
 ► ACC Champions  
 ► NCAA Elite Eight

Date	Opponent	Rank	Site	Result	
N 6	Kentucky	4	2	N1 W 118 84	
N 11	Army West Point	4	-	H W 94 72	
N 14	Eastern Michigan	1	-	H W 84 46	
N 19	San Diego State	1	-	N2 W 90 64	
N 20	Auburn	1	8	N2 W 78 72	
N 21	Gonzaga	1	3	N2 L 87 89	
N 27	Indiana	3	-	H1 W 90 69	
D 1	Stetson	3	-	H W 113 49	
D 5	Hartford	3	-	H W 84 54	
D 8	Yale	3	-	H W 91 58	
D 18	Princeton	2	-	H W 101 50	
D 20	Texas Tech	2	12	N3 W 69 58	
J 5	Clemson	1	-	H W 87 68	
J 8	Wake Forest	1	-	A W 87 65	
J 12	Florida State	1	13	A W 80 78	
J 14	Syracuse	10T	1	-	H L 91 95
J 19	Virginia	1	4	H W 72 70	
J 22	Pittsburgh	2	-	A W 79 64	
J 26	Georgia Tech	2	-	H W 66 53	
J 28	Notre Dame	2	-	A W 83 61	
F 2	St. John's	2	-	H W 91 61	
F 5	Boston College	2	-	H W 80 55	
F 9	Virginia	2	3	A W 81 71	
F 12	Louisville	2	16	A W 71 69	
F 16	NC State	2	-	H W 94 78	
F 20	North Carolina	1	8	H L 72 88	
F 23	Syracuse	1	-	A W 75 65	
F 26	Virginia Tech	3	20	A L 72 77	
M 2	Miami	3	-	H W 87 57	
M 5	Wake Forest	4	-	H W 71 70	
M 9	North Carolina	4	3	A L 70 79	
M 14	Syracuse	5	-	N4 W 84 72	
M 15	North Carolina	5	3	N4 W 74 73	
M 16	Florida State	5	12	N4 W 73 63	
M 22	North Dakota State	1	-	N5 W 85 62	
M 24	UCF	1	-	N5 W 77 76	
M 29	Virginia Tech	1	16	N6 W 75 73	
M 31	Michigan State	1	5	N6 L 67 68	

*N1 - Champions Classic, Bankers Life Fieldhouse, Indianapolis, Ind.*  
*N2 - Maui Invitational, Lahaina Civic Center, Lahaina, Hawaii*  
*H1 - ACC/Big Ten Challenge*  
*N3 - Ameritas Insurance Classic, Madison Square Garden, New York, N.Y.*  
*N4 - ACC Tournament, Spectrum Center, Charlotte, N.C.*  
*N5 - NCAA Tournament, Colonial Life Arena, Columbia, S.C.*  
*N6 - NCAA Tournament, Capital One Arena, Washington, D.C.*

**2019-20**  
**Record:** 25-6      **ACC:** 15-5 (4th)

**Head Coach:** Mike Krzyzewski  
 ► ACC Champions

Date	Opponent	Rank	Site	Result	
N 5	Kansas	4	3	N1 W 69 63	
N 8	Colorado State	4	-	H W 89 55	
N 12	Central Arkansas	2	-	H1 W 105 54	
N 15	Georgia State	2	-	H1 W 74 63	
N 21	California	1	-	N2 W 87 52	
N 22	Georgetown	1	-	N2 W 81 73	
N 26	Stephen F. Austin	10T	1	-	H L 83 85
N 29	Winthrop	1	-	H W 83 70	
D 3	Michigan State	10	11	A1 W 87 75	
D 6	Virginia Tech	10	-	A W 77 63	
D 19	Wofford	4	-	H W 86 57	
D 28	Brown	4	-	H W 75 50	
D 31	Boston College	2	-	H W 88 49	
J 4	Miami	2	-	A W 95 62	
J 8	Georgia Tech	2	-	A W 73 64	

J 11	Wake Forest	2	-	H	W	90	59	
J 14	Clemson	3	-	A	L	72	79	
J 18	Louisville	3	11	H	L	73	79	
J 21	Miami	8	-	H	W	89	59	
J 28	Pittsburgh	9	-	H	W	79	67	
F 1	Syracuse	9	-	A	W	97	88	
F 4	Notre Dame	7	-	A	W	63	55	
F 8	North Carolina	10T	7	-	A	W	98	96
F 10	Florida State	7	8	H	W	70	65	
F 15	Notre Dame	7	-	H	W	94	60	
F 19	NC State	6	-	A	L	66	88	
F 22	Virginia Tech	6	-	H	W	88	64	
F 25	Wake Forest	20T	7	-	A	L	101	113
F 29	Virginia	7	-	A	L	50	52	
M 2	NC State	12	-	H	W	88	69	
M 7	North Carolina	12	-	H	W	89	76	
M 12	NC State	10	-	N3	canceled*			

*N1 - Champions Classic, Madison Square Garden, New York, N.Y.*  
*H1 - 2K Empire Classic*  
*N2 - 2K Empire Classic, Madison Square Garden, New York, N.Y.*  
*A1 - ACC/Big Ten Challenge*  
*N3 - ACC Tournament, Greensboro Coliseum, Greensboro, N.C.*  
 \* POSTSEASON CANCELED BY COVID-19 PANDEMIC

**2020-21**  
**Record:** 13-11      **ACC:** 9-9 (10th)

**Head Coach:** Mike Krzyzewski

Date	Opponent	Rank	Site	Result
N 28	Coppin State	9	-	H W 81 71
D 1	Michigan State	6	8	H1 L 69 75
D 4	Bellarmine	6	-	H2 W 76 54
D 8	Illinois	10	6	H3 L 68 83
D 16	Notre Dame	21	-	A W 75 65
J 6	Boston College	21	-	H W 83 82
J 9	Wake Forest	21	-	H W 79 68
J 12	Virginia Tech	19	20	A L 67 74
J 19	Pittsburgh	-	-	A L 73 79
J 23	Louisville	-	-	A L 65 70
J 26	Georgia Tech	-	-	H W 75 68
J 30	Clemson	-	-	H W 79 53
F 1	Miami	-	-	A L 75 77
F 6	North Carolina	-	-	H L 87 91
F 9	Notre Dame	-	-	H L 89 93
F 13	NC State	-	-	A W 69 53
F 17	Wake Forest	-	-	A W 84 60
F 20	Virginia	-	7	H W 66 65
F 22	Syracuse	-	-	H W 85 71
F 27	Louisville	10T	-	H L 83 85
M 2	Georgia Tech	10T	-	A L 77 81
M 6	North Carolina	-	-	A L 73 91
M 9	Boston College	-	-	N1 W 86 51
M 10	Louisville	-	-	N1 W 70 56
M 11	Florida State	-	15	N1 *

*H1 - Champions Classic*  
*H2 - Mako Medical Classic Honoring Dr. Onye E. Akwari*  
*H3 - ACC/Big Ten Challenge*  
*N1 - ACC Tournament, Greensboro Coliseum, Greensboro, N.C.*  
 \*Duke withdrew from the ACC Tournament due to COVID-19 protocols

**2021-22**  
**Record:** 32-7      **ACC:** 16-4 (1st)

**Head Coach:** Mike Krzyzewski  
 ► NCAA Final Four

Date	Opponent	Rank	Site	Result	
N 9	Kentucky	9	10	N1 W 79 71	
N 12	Army West Point	9	-	H1 W 82 56	
N 13	Campbell	9	-	H1 W 67 56	
N 16	Gardner-Webb	7	-	H W 92 52	
N 19	Lafayette	7	-	H W 88 55	
N 22	The Citadel	5	-	H W 107 81	
N 26	Gonzaga	5	1	N2 W 84 81	
N 30	Ohio State	1	-	A1 L 66 71	
D 14	South Carolina State	2	-	H W 103 62	
D 16	Appalachian State	2	-	H W 92 67	
D 18	Elon	2	-	H W 87 56	
D 22	Virginia Tech	2	-	H W 76 65	
J 4	Georgia Tech	2	-	H W 69 57	
J 8	Miami	2	-	H L 74 76	
J 12	Wake Forest	8	-	A W 76 64	
J 15	NC State	8	-	H W 88 73	
J 18	Florida State	10T	6	-	A L 78 79
J 22	Syracuse	6	-	H W 79 59	
J 25	Clemson	9	-	H W 71 69	
J 29	Louisville	9	-	A W 74 65	
J 31	Notre Dame	9	-	A W 57 43	
F 5	North Carolina	9	-	A W 87 67	

F 7	Virginia	7	-	H	L	68	69
F 10	Clemson	7	-	A	W	82	64
F 12	Boston College	7	-	A	W	72	61
F 15	Wake Forest	9	-	H	W	76	74
F 19	Florida State	9	-	H	W	88	70
F 23	Virginia	7	-	A	W	65	61
F 26	Syracuse	7	-	A	W	97	72
M 1	Pittsburgh	4	-	A	W	86	56
M 5	North Carolina	4	-	H	L	81	94
M 10	Syracuse	7	-	N3	W	88	79
M 11	Miami	7	-	N3	W	80	76
M 12	Virginia Tech	7	-	N3	L	67	82
M 18	Cal State Fullerton	9	-	N4	W	78	61
M 20	Michigan State	9	-	N4	W	85	76
M 24	Texas Tech	9	12	N5	W	78	73
M 26	Arkansas	9	17	N5	W	78	69
A 2	North Carolina	9	-	N6	L	77	81

*N1 - Champions Classic, Madison Square Garden, New York, N.Y.*  
*H1 - Duke Veterans Day Weekend Showcase*  
*N2 - Continental Tire Challenge, T-Mobile Arena, Las Vegas, Nev.*  
*A1 - Big Ten/ACC Challenge*  
*N3 - ACC Tournament, Barclays Center, Brooklyn, N.Y.*  
*N4 - NCAA Tournament, Bon Secours Wellness Arena, Greenville, S.C.*  
*N5 - NCAA Tournament, Chase Center, San Francisco, Calif.*  
*N6 - NCAA Final Four, Caesars Superdome, New Orleans, La.*

**JON SCHEYER ERA BEGINS**

**2022-23**  
**Record:** 27-9      **ACC:** 14-6 (T3rd)

**Head Coach:** Jon Scheyer  
 ► ACC Champions

Date	Opponent	Rank	Site	Result
N 7	Jacksonville	7	-	H W 71 44
N 11	USC Upstate	7	-	H W 84 38
N 15	Kansas	7	6	N1 L 64 69
N 18	Delaware	7	-	H W 92 58
N 21	Bellarmine	8	-	H W 74 57
N 24	Oregon State	8	-	N2 W 54 51
N 25	Xavier	8	-	N3 W 71 64
N 27	Purdue	8	24	N3 L 56 75
N 30	Ohio State	17	25	H1 W 81 72
D 3	Boston College	17	-	H W 75 59
D 6	Iowa	15	-	N4 W 74 62
D 10	Maryland Eastern Shore	15	-	H W 82 55
D 20	Wake Forest	12	-	A L 70 81
D 31	Florida State	17	-	H W 86 67
J 4	NC State	16	-	A L 60 84
J 7	Boston College	16	-	A W 65 64
J 11	Pittsburgh	24	-	H W 77 69
J 14	Clemson	24	-	A L 64 72
J 21	Miami	-	17	H W 68 66
J 23	Virginia Tech	-	-	A L 75 78
J 28	Georgia Tech	-	-	A W 86 43
J 31	Wake Forest	-	-	H W 75 73
F 4	North Carolina	-	-	H W 63 57
F 6	Miami	-	19	A L 59 81
F 11	Virginia	10T	-	8 A L 62 69
F 14	Notre Dame	-	-	H W 68 64
F 18	Syracuse	-	-	A W 77 55
F 20	Louisville	-	-	H W 79 62
F 25	Virginia Tech	-	-	H W 81 65
F 28	NC State	-	-	H W 71 67
M 4	North Carolina	-	-	A W 62 57
M 9	Pittsburgh	21	-	N5 W 96 69
M 10	Miami	21	14	N5 W 85 78
M 11	Virginia	21	13	N5 W 59 49
M 16	Oral Roberts	12	-	N6 W 74 51
M 18	Tennessee	12	20	N6 L 52 65

*N1 - Champions Classic, Gainbridge Fieldhouse, Indianapolis, Ind.*  
*N2 - Phil Knight Legacy, Veterans Memorial Coliseum, Portland, Ore.*  
*N3 - Phil Knight Legacy, Moda Center, Portland, Ore.*  
*H1 - ACC/Big Ten Challenge*  
*N4 - Jimmy V Classic, Madison Square Garden, New York, N.Y.*  
*N5 - ACC Tournament, Greensboro Coliseum, Greensboro, N.C.*  
*N6 - NCAA Tournament, Amway Center, Orlando, Fla.*

SERIES RESULTS

- ▲ ACC Tournament game
- NIT game
- NCAA Tournament game

AIR FORCE

Duke leads 1-0

11/20/06	N	W	71-56
----------	---	---	-------

ALABAMA

Duke leads 8-3

2/18/22	A	L	16-28
1924	A	L	25-45
3/1/29	N	W	38-32
3/4/30	N	L	24-31
12/14/56	N	W	89-78
12/18/59	N	W	78-60
12/9/67	A	W	86-80
12/2/68	H	W	86-48
● 3/16/81	H	W	75-70
12/13/86	N	W	76-67
11/27/13	N	W	74-64

ALABAMA-BIRMINGHAM

Duke leads 3-0

12/28/84	N	W	76-62
11/24/85	N	W	66-54
1/5/11	H	W	85-64

ALABAMA STATE

Duke leads 1-0

■ 3/18/04	N	W	96-61
-----------	---	---	-------

ALBANY

Duke leads 2-0

12/17/07	H	W	111-70
■ 3/22/13	N	W	73-61

APPALACHIAN STATE

Duke leads 9-1

12/10/73	H	W	83-53
12/5/81	H	L	70-75
11/29/82	H	W	73-57
1/11/84	H	W	73-60
12/5/84	H	W	98-64
12/28/85	H	W	88-46
12/29/86	H	W	80-50
11/28/88	H	W	110-74
11/26/16	H	W	93-58
12/16/21	H	W	92-67

ARIZONA

Duke trails 4-5

12/16/61	N	W	78-47
12/30/87	A	L	85-91
2/26/89	N	L	75-77
2/25/90	H	W	78-76
2/24/91 (20T)	A	L	96-103
11/26/97	N	W	95-87
■ 4/2/01	N	W	82-72
■ 3/24/11	N	L	77-93
11/29/13	N	L	66-72

ARIZONA STATE

Duke leads 1-0

11/25/09	N	W	64-53
----------	---	---	-------

ARKANSAS

Series tied 2-2

■ 3/31/90	N	W	97-83
11/21/90	N	L	88-98
■ 4/4/94	N	L	72-76
■ 3/26/22	N	W	78-69

ARKANSAS-PINE BLUFF

Duke leads 1-0

■ 3/19/10	N	W	73-44
-----------	---	---	-------

ARMY WEST POINT

Duke leads 12-3

1/13/32	A	L	23-25
1/10/34	A	W	27-25
1/9/35	A	W	34-16
1/15/36	A	W	31-29
2/3/37	A	W	31-28
2/5/38	A	L	20-40
2/4/39	A	L	27-37
12/22/96	H	W	100-38
11/16/97	A	W	78-45
11/20/99	H	W	100-42
11/25/00	H	W	91-48
11/23/02	H	W	101-53
11/30/14	H	W	93-73
11/11/18	H	W	94-72
11/12/21	H	W	82-56

AUBURN

Duke leads 4-0

12/30/63	N	W	84-67
12/26/75	N	W	85-74
12/30/81	H	W	72-71
11/20/18	N	W	78-72

BALL STATE

Duke leads 1-0

11/21/01	N	W	83-71
----------	---	---	-------

BAYLOR

Duke leads 1-0

■ 3/28/10	N	W	78-71
-----------	---	---	-------

BELLARMINE

Duke leads 2-0

12/4/20	H	W	76-54
11/21/22	H	W	74-57

BELMONT

Duke leads 2-0

■ 3/20/08	N	W	71-70
11/11/11	H	W	77-76

BINGHAMTON

Duke leads 1-0

■ 3/19/09	N	W	86-62
-----------	---	---	-------

BOSTON COLLEGE

Duke leads 28-3

12/21/79 (OT)	N	W	70-64
■ 3/17/85	N	L	73-74
11/16/90	H	W	100-76
1/16/01	H	W	97-75
1/24/02	A	W	88-78
2/1/06	A	W	83-81
▲ 3/12/06	N	W	78-76
1/28/07	H	W	75-61
2/14/07	A	W	78-70
2/9/08	H	W	90-80
2/15/09	A	L	74-80
▲ 3/13/09	N	W	66-65
1/13/10	H	W	79-59
2/6/10	A	W	66-63
1/27/11	H	W	84-68
2/19/12	A	W	75-50
2/10/13	A	W	62-61
2/24/13	H	W	89-68
2/8/14	A	W	89-68
1/3/15	H	W	85-62
1/2/16	A	W	81-64
1/17/17	H	W	93-82
12/9/17	A	L	84-89
2/5/19	H	W	80-55
12/31/19	H	W	88-49
2/4/20	A	W	63-55
1/6/21	H	W	83-82
▲ 3/9/21	N	W	86-51
2/12/22	A	W	72-61
12/3/22	H	W	75-59
1/7/23	A	W	65-64

At Cameron Indoor: Duke leads 13-0

At Conte Forum: Duke leads 11-2

In ACC Tournament: Duke leads 3-0

Longest Duke win streak: 11 (3/13/09-1/7/17)

Longest BC win streak: 1 (three times)

Largest Duke win: 88-49 (12/31/19)

Largest Duke loss: 74-80 (2/15/09)

Since Joining the ACC (2005-06): Duke leads 24-2

BOSTON UNIVERSITY

Duke leads 6-0

■ 3/17/88	N	W	85-69
1/2/91	H	W	109-55
1/21/92	A	W	95-85
12/30/92	H	W	106-62
12/29/94	N	W	73-54
11/14/05	H	W	64-47

BRADLEY

Duke leads 2-1

12/23/50	A	L	58-93
12/8/51	H	W	87-69
12/8/10	H	W	83-48

BRIGHAM YOUNG

Series tied 1-1

12/29/52	N	L	68-69
12/23/92	N	W	89-66

BROWN

Duke leads 4-1

2/6/39	A	L	33-41
12/19/80	H	W	91-60
1/10/94	H	W	89-71
11/25/94	H	W	80-38
12/28/19	H	W	75-50

BRYANT

Duke leads 1-0

11/14/15	H	W	113-75
----------	---	---	--------

BUCKNELL

Duke leads 3-0

1/4/60	H	W	72-36
1/9/84	H	W	84-67
1/2/06	H	W	84-50

BUFFALO

Duke leads 1-0

12/5/15	H	W	82-59
---------	---	---	-------

BUTLER

Duke leads 3-0

1/30/03	H	W	80-60
■ 4/5/10	N	W	61-59
12/4/10	N	W	82-70

BYU-HAWAII

Duke leads 1-0

11/28/86	N	W	85-68
----------	---	---	-------

CALIFORNIA

Series tied 2-2

12/4/82	A	L	71-76
■ 3/20/93	N	L	77-82
■ 3/21/10	N	W	68-53
11/21/19	N	W	87-52

CAL STATE FULLERTON

Duke leads 1-0

■ 3/18/22	N	W	78-61
-----------	---	---	-------

CAMPBELL

Duke leads 3-0

■ 3/19/92	N	W	82-56
1/13/97	H	W	84-59
11/13/21	H	W	67-56

CANISIUS

Duke leads 4-1

1/1/51	A	L	57-69
1/19/72	H	W	86-58
11/29/89	H	W	102-66
12/7/91	A	W	96-60
12/1/92	H	W	110-62

CARSON-NEWMAN

Duke leads 1-0

1915	W	70-4
------	---	------

CATHOLIC

Series tied 4-4

1913	A	L	27-55
1917	A	L	24-26
12/19/31	A	W	41-29
12/14/33	A	L	31-33
1/18/35	H	L	25-31
12/18/35	A	W	39-36
1937	H	W	52-31
12/20/40	A	W	48-33

CENTRAL ARKANSAS

Duke leads 1-0

11/12/19	H	W	105-54
----------	---	---	--------

CENTRAL FLORIDA

Duke leads 1-0

■ 3/24/19	N	W	77-76
-----------	---	---	-------

CENTRAL MICHIGAN

Duke leads 1-0

■ 3/22/03	N	W	86-60
-----------	---	---	-------

CHAMINADE

Duke leads 1-0

11/24/97	A	W	106-70
----------	---	---	--------

CHARLOTTE

Duke leads 3-0

12/1/90	H	W	111-94
1/18/92	H	W	104-82
11/17/09	H	W	101-59

CHICAGO

Duke leads 1-0

12/13/77	H	W	99-61
----------	---	---	-------

CINCINNATI

Duke leads 2-1

12/29/79 (OT)	H	W	87-75
12/29/89	N	W	95-83
11/28/98	N	L	75-77

CLEMSON

Duke leads 114-33

1/14/26	H	W	46-12
2/27/31	N	W	31-27
1/4/34	H	W	36-23
12/16/36	A	W	33-25
3/5/38	N	W	40-30
1/10/39	H	W	39-33
2/13/39	A	L	36-38
1/20/40	H	W	54-49
2/12/40 (OT)	H	W	39-37
1/18/41	H	W	45-42
1/19/46	A	W	42-29
2/14/46	H	W	61-33
1/16/48	H	W	80-47
2/17/48	A	L	57-63
12/3/54	H	W	115-54
1/11/55	A	W	75-66
12/2/55	H	W	97-63
1/11/56	A	W	109-80
12/4/56	A	W	84-78
1/12/57	H	W	80-70
12/6/57	H	W	79-66
2/4/58	N	W	73-57
12/5/58	A	L	55-56

1/13/59	H	W	45-41
12/5/59	H	W	68-59
1/12/60	A	W	50-41
12/15/60	A	W	75-58
1/28/61	H	W	79-59
12/11/61	H	W	89-66
1/11/62	A	W	104-96
▲ 3/2/62	N	L	72-77
12/13/62	A	W	92-67
1/12/63	H	W	78-67
12/14/63	H	W	75-52
1/8/64	A	W	81-75
12/16/64	A	W	80-79
1/12/65	H	W	106-81
12/4/65	H	W	83-68
1/11/66	A	W	87-85
1/10/67	H	W	85-61



2/3/96	H	W	83-53
1/7/97 (OT)	A	L	82-86
2/18/97	H	W	84-77
1/17/98	H	W	81-80
2/18/98	A	W	70-66
▲ 3/7/98	N	W	66-64
1/20/99	A	W	82-60
2/20/99	H	W	92-65
1/29/00	H	W	93-59
3/1/00	A	W	92-78
▲ 3/9/00	N	W	94-63
1/7/01	H	W	115-74
2/7/01	A	W	81-64
12/2/01	H	W	96-80
2/2/02	A	W	98-88
1/5/03	A	W	89-71
2/9/03	H	W	65-55
1/3/04	A	W	73-54
2/8/04	H	W	81-55
1/2/05	H	W	62-54
1/14/06	A	W	87-77
1/25/07	H	W	68-66
2/22/07	A	W	71-66
1/19/08	H	W	93-80
▲ 3/15/08	N	L	74-78
2/4/09	A	L	47-74
1/3/10	H	W	74-53
1/23/10	A	W	60-47
3/2/11	H	W	70-59
1/15/12	A	W	73-66
1/8/13	H	W	68-40
1/11/14	A	L	59-72
▲ 3/14/14	N	W	63-62
2/21/15	H	W	78-56
1/13/16	*A	L	63-68
2/11/17	H	W	64-62
▲ 3/8/17	N	W	79-72
2/18/18	A	W	66-57
1/5/19	H	W	87-68
1/14/20	A	L	72-79
1/30/21	H	W	79-53
1/25/22	H	W	71-69
2/10/22	A	W	82-64
1/14/23	A	L	64-72

At Cameron Indoor: Duke leads 62-4  
 At Littlejohn Coliseum: Duke leads 26-20  
 \* At Bon Secours Wellness Arena: Duke trails 0-1  
 In ACC Tournament: Duke leads 7-4  
 Longest Duke win streak: 22 (2/18/97-1/19/08)  
 Longest CU win streak: 7 (2/15/75-3/3/77)  
 Biggest Duke win: 115-54 (12/3/54)  
 Biggest Duke loss: 66-100 (2/15/75)

**COASTAL CAROLINA**

**Duke leads 1-0**

11/16/09	H	W	74-49
----------	---	---	-------

**COLGATE**

**Duke leads 2-1**

12/28/50	N	L	69-84
1/5/80	H	W	73-44
11/19/10	H	W	110-58

**COLORADO**

**Series tied 1-1**

12/2/82	A	L	70-79
12/21/83	H	W	79-72

**COLORADO STATE**

**Duke leads 3-0**

■ 3/20/03	N	W	67-57
12/7/11	H	W	87-64
11/8/19	H	W	89-55

**COLUMBIA**

**Duke leads 2-1**

12/27/51	N	L	58-66
11/23/99	H	W	99-52
11/12/06	H	W	86-43

**CONNECTICUT**

**Duke leads 6-4**

■ 3/14/63	N	W	101-54
12/14/76 (OT)	N	W	64-62
■ 3/24/90 (OT)	N	W	79-78
■ 3/22/91	N	W	81-67
11/29/94	N	L	86-90
■ 3/29/99	N	L	74-77
11/12/99	N	L	66-71
■ 4/3/04	N	L	78-79
11/27/09	N	W	68-59
12/18/14	N	W	66-56

**COPPIN STATE**

**Duke leads 1-0**

11/28/20	H	W	81-71
----------	---	---	-------

**CORNELL**

**Duke leads 5-0**

11/30/74	H	W	100-62
1/26/87	H	W	85-59
12/29/88	H	W	94-59
1/6/08	H	W	81-67
12/19/12	H	W	88-47

**CREIGHTON**

**Duke leads 1-0**

■ 3/24/13	N	W	66-50
-----------	---	---	-------

**DAVIDSON**

**Duke leads 90-17**

1909		W	22-8	
12/17/15	A	L	23-27	
2/15/16	H	W	38-22	
1917		W	32-26	
1918		W	30-24	
2/18/19	H	L	19-20	
2/7/22	H	W	24-18	
2/13/22	A	L	27-32	
1923		W	39-27	
1924		W	40-30	
1/9/25	A	L	25-27	
1925		A	L	22-39
1925		H	L	18-22
1/8/26		L	31-32	
1926		W	32-30	
1927		W	39-24	
1927		L	42-49	
1/11/28		W	46-27	
2/22/28		W	51-33	
1929		L	40-47	
1929		W	33-25	
1930		W	33-30	
1930		W	45-21	
1931		W	27-18	
1931		W	31-17	
1/29/32		H	W	21-6
2/1/32		A	W	33-20
1/9/33		A	W	58-14
2/7/33		H	W	44-28
1/8/34		A	W	40-35
2/12/34		H	W	57-26
1/2/35		N	W	39-35
2/12/35		H	W	35-34
1/8/36		A	W	46-24
2/13/36		H	W	36-33
1/6/37		A	W	40-34
2/2/37		H	W	32-27
1/5/38		A	L	22-40
2/8/38		H	W	52-28
1/5/39		A	L	39-41
2/8/39		H	L	40-42
1/4/40		A	W	51-28
2/6/40		H	W	47-30
1/6/41		N	W	57-33
1/7/42		A	W	75-40
2/4/42		H	W	73-37
1/7/43		A	W	60-50
12/14/45		H	W	50-23
1/5/46		A	W	55-27
1/7/47		A	W	55-48
2/7/47		H	W	61-47

1/6/48	A	L	42-44
3/5/48	N	W	53-37
12/17/49	A	W	58-41
1/29/49	H	W	57-51
12/15/49	A	W	66-49
1/27/50	H	W	69-59
1/29/51	H	W	90-68
2/12/51	A	W	94-73
12/18/51	H	W	88-49
2/26/52	A	W	58-50
12/16/52	H	W	94-65
2/23/53	A	W	99-72
12/15/53	H	W	78-37
12/14/54	A	W	107-75
12/5/61	H	W	117-72
12/1/62	H	W	76-68
12/18/62	A	L	69-72
2/15/64	H	W	82-75
1/3/68	H	W	89-84
2/19/69 (OT)	A	L	80-88
2/18/70 (OT)	A	W	79-76
2/16/71	N	W	64-55
2/16/72	A	L	72-74
1/17/73	A	W	78-75
1/30/74	H	W	89-72
1/29/75	A	W	113-76
1/27/76	H	W	94-79
1/5/77	A	W	102-51
2/11/78	H	W	104-88
1/2/79	A	W	77-59
12/29/81	H	L	73-75
12/14/82	H	W	63-60
12/3/83	A	W	90-63
12/17/84	H	W	82-65
12/18/85	A	W	69-52
12/8/86	H	W	95-65
12/9/87	A	W	105-71
1/5/89	H	W	101-53
12/21/89	A	W	89-44
2/13/91	H	W	74-39
12/11/96	H	W	85-58
11/20/97	H	W	100-65
11/17/98	N	W	94-61
12/21/99	H	W	109-65
12/5/00	H	W	102-60
1/2/02	N	W	106-71
11/25/02	H	W	95-80
12/29/03	H	W	88-54
11/22/04	N	W	74-61
11/19/05	H	W	84-55
11/25/06	H	W	75-47
12/1/07	A	W	79-73
1/7/09	H	W	79-67
11/18/11	H	W	82-69
1/2/13	N	W	67-50
11/8/13	H	W	111-77

**DAYTON**

**Duke leads 5-1**

12/30/59	N	L	63-71
12/19/69	N	W	72-67
12/22/70	A	W	70-64
● 3/20/71	N	W	68-60
12/23/71	H	W	68-66
12/29/02	H	W	85-74

**DELAWARE**

**Duke leads 3-0**

12/19/95	H	W	79-73
12/1/12	H	W	88-50
11/18/22	H	W	92-58

**DELAWARE STATE**

**Duke leads 1-0**

■ 3/18/05	N	W	57-46
-----------	---	---	-------

**DEPAUL**

**Duke leads 4-0**

■ 3/21/86	N	W	74-67
12/21/92	N	W	89-73
2/24/99	A	W	96-64
12/4/99 (OT)	H	W	84-83

**DETROIT**

**Duke leads 2-0**

12/20/80	H	W	111-71
11/22/03	H	W	67-56

**DRAKE**

**Duke leads 1-0**

12/28/89	N	W	101-77
----------	---	---	--------

**DREXEL**

**Duke leads 1-0**

11/23/05	N	W	78-68
----------	---	---	-------

**DUQUESNE**

**Duke leads 5-1**

2/10/43	H	W	55-41
12/15/61	N	L	61-66
2/10/75	H	W	80-73
1/31/77	A	W	76-49
12/28/77	N	W	74-65
11/28/09	H	W	95-72

**EAST CAROLINA**

**Duke leads 21-0**

12/15/69	H	W	80-65
12/11/71	H	W	71-62
12/12/72	H	W	108-74
12/1/73	H	W	82-69
12/4/74	H	W	79-73
12/10/75	H	W	93-74
12/29/76	N	W	88-65
1/28/78	H	W	105-82
12/8/79	H	W	92-73
12/22/81	H	W	70-57
11/27/82	H	W	70-65
12/10/83	H	W	80-64
1/9/85	H	W	87-63
12/2/85	H	W	98-66
12/3/86	H	W	103-65
11/30/87	H	W	94-45
11/30/88	H	W	95-46
2/14/90	H	W	84-51
11/26/90	H	W	125-82
11/25/91	H	W	103-75
11/19/13	H	W	83-74

**EAST TENNESSEE STATE**

**Duke trails 0-1**

12/14/68	H	L	63-71
----------	---	---	-------

**EASTERN KENTUCKY**

**Duke leads 1-0**

11/25/07	H	W	78-43
----------	---	---	-------

**EASTERN MICHIGAN**

**Duke leads 2-1**

■ 3/14/96	N	L	60-75
12/28/13	H	W	82-59
11/14/18	H	W	84-46

**ELON**

**Duke leads 21-5**

12/13/11		W	47-12	
1913		H	W	46-12
1913		H	W	30-15
12/15/13	A	L	23-25	
1915		L	16-17	
1915		L	16-18	
1/20/16	H	W	37-22	
2/19/16	A	L	19-23	
1917		W	33-21	
1917		W	33-29	
1918		W	22-11	
1918		W	40-27	
2/14/19	A	W	12-5	
1/13/20	A	W	18-16	
2/6/22	A	L	29-30	
1924		W	33-24	
1924		W	34-19	
1/2/36	H	W	58-42	
12/20/10	H	W	98-72	
12/20/12	H	W	76-54	
12/31/13	N	W	86-48	

</

1/29/04	H	W	56-49
2/29/04	A	W	70-65
1/22/05	A	W	88-56
2/4/06 (OT)	H	W	97-96
3/1/06	A	L	74-79
2/4/07	H	L	67-68
1/16/08	A	W	70-57
1/10/09	A	W	66-58
3/3/09	H	W	84-81
▲ 3/15/09	N	W	79-69
1/27/10	H	W	70-56
1/12/11	A	L	61-66
1/21/12	H	L	73-76
2/23/12	A	W	74-66
▲ 3/10/12	N	L	59-62
2/2/13	A	W	79-60
1/25/14	H	W	78-56
2/9/15	A	W	73-70
2/25/16	H	W	80-65
1/10/17	A	L	72-88
2/28/17	H	W	75-70
12/30/17	H	W	100-93
1/12/19	A	W	80-78
▲ 3/16/19	N	W	73-63
1/20/20	H	W	70-65
1/18/22 (OT)	A	L	78-79
2/19/22	H	W	88-70
12/31/22	H	W	86-67

At Cameron Indoor: Duke leads 24-2  
 At Donald L. Tucker Center: Duke leads 16-8  
 In ACC Tournament: Duke leads 2-1  
 Longest Duke win streak: 13 (2/22/95-2/4/01)  
 Longest FSU win streak: 2 (three times)  
 Largest Duke win: 100-58 (2/4/01)  
 Largest Duke loss: 72-88 (1/10/07)  
 Since Joining the ACC (1991-92): Duke leads 41-11

**FRESNO STATE**  
**Duke leads 1-0**

11/27/98	N	W	93-82
----------	---	---	-------

**FURMAN**  
**Duke leads 8-1**

1910	W	85-5	
1924	W	32-29	
1926	W	28-18	
1/6/33	H	W	31-28
12/11/52	N	L	72-73
12/2/53	H	W	110-76
12/14/65	H	W	102-67
11/26/14	H	W	93-54
11/20/17	H	W	92-63

**GARDNER-WEBB**  
**Duke leads 3-0**

12/15/09	H	W	113-68
12/16/13	H	W	85-66
11/16/21	H	W	92-52

**GEORGE MASON**  
**Duke leads 3-0**

1/19/81	H	W	60-51
1/3/83	H	W	90-79
12/9/06	H	W	69-53

**GEORGE WASHINGTON**  
**Duke leads 14-13**

1926	L	32-42	
12/17/32	A	W	35-34
12/21/40	A	L	38-48
1/16/41	H	L	44-37
1/10/42	H	W	38-37
2/21/42	A	L	53-55
1/11/43	H	L	53-66
2/19/43	A	W	64-61
3/6/43	N	L	40-56
1/16/47	H	W	52-46
2/22/47	A	L	49-51
1/14/48	H	L	47-48
3/4/48	N	W	54-51
2/9/49	A	L	49-51
2/11/50 (20T)	A	L	55-62
2/18/50	H	W	55-52

12/22/50	A	W	70-67
2/5/51	H	W	85-70
12/21/51	A	W	98-76
2/2/52	H	W	89-74
12/22/52	A	L	87-113
2/9/53	H	W	83-80
2/6/54	H	L	71-76
1/31/55	A	L	73-92
2/25/56	H	W	90-71
12/6/94	H	W	103-73
■ 3/18/06	N	W	74-61

**GEORGETOWN**  
**Duke leads 9-7**

1913	A	L	22-31
1917	W	36-24	
1928	L	40-55	
1929	L	33-48	
12/17/31	A	L	26-36
12/16/32	A	W	35-30
■ 3/26/89	N	W	85-77
12/15/90	A	L	74-79
1/8/03	H	W	93-86
1/24/04	A	W	85-66
1/21/06	A	L	84-87
12/2/06	H	W	61-52
1/17/09	H	W	76-67
1/30/10	A	L	77-89
11/22/15	N	W	86-84
11/22/19	N	W	81-73

**GEORGETOWN (KY.)**  
**Duke leads 1-0**

12/8/41	H	W	37-31
---------	---	---	-------

**GEORGIA**  
**Duke trails 2-3**

1922	A	L	19-29
1928	W	49-44	
1929	L	22-24	
1929	N	W	43-37
2/29/32	N	L	32-43

**GEORGIA SOUTHERN**  
**Duke leads 3-0**

11/13/06	H	W	72-48
11/11/09	H	W	97-54
12/15/15	H	W	99-65

**GEORGIA STATE**  
**Duke leads 2-0**

11/9/12	H	W	74-55
11/15/19	H	W	74-63

**GEORGIA TECH**  
**Duke leads 77-24**

2/15/22	A	L	16-17
3/1/30	N	W	44-35
2/13/40	A	L	35-41
1/18/46	A	W	54-39
2/12/46	H	W	73-51
2/15/47	A	W	64-54
2/16/48	A	W	60-55
2/12/49	H	W	53-42
12/10/55	H	W	87-66
11/30/56	A	W	71-61
12/1/59	H	L	49-59
12/19/60	A	W	61-48
1/27/73	A	L	86-88
2/16/74	H	W	70-60
2/22/75	H	W	107-86
1/9/76	A	W	91-71
1/7/80	H	W	55-42
1/21/80	A	W	56-49
2/4/81	A	W	82-68
2/21/81	H	W	83-56
2/3/82	H	W	47-46
2/20/82	A	L	78-87
2/9/83	A	L	66-67
2/26/83	H	W	106-81
1/30/84	A	W	69-68
2/25/84	H	L	56-58
▲ 3/9/84 (OT)	N	W	67-63

2/6/85	A	L	71-81
2/23/85	H	W	67-62
▲ 3/9/85	N	L	64-75
1/21/86	A	L	80-87
2/9/86	H	W	75-59
▲ 3/9/86	N	W	68-67
1/29/87	A	L	66-75
2/21/87	H	L	72-79
2/3/88	H	W	78-65
2/28/88	A	L	87-91
2/2/89	A	L	76-81
2/20/89	H	W	91-66
1/11/90	A	W	96-91
1/28/90	H	W	88-86
▲ 3/10/90	N	L	72-83
1/9/91	H	W	98-57
1/30/91	A	W	77-75
1/11/92	H	W	97-84
2/12/92	A	W	71-62
▲ 3/14/92	N	W	89-76
1/10/93	A	L	79-80
2/10/93	H	W	73-63
▲ 3/12/93	N	L	66-69
1/8/94	H	W	88-71
2/8/94	A	W	66-63
12/30/94	N	W	76-69
1/7/95	A	L	68-75
2/9/95	H	W	77-70
1/7/96	H	L	81-86
2/7/96 (OT)	A	L	71-73
1/5/97	A	W	66-56
2/2/97	H	W	70-61
2/1/98	H	W	90-69
2/25/98	A	W	76-53
1/6/99	H	W	99-58
2/6/99	A	W	87-79
1/12/00	H	W	82-57
2/12/00	A	W	84-65
12/10/01	A	W	98-77
2/21/01	H	W	98-54
1/10/02	H	W	104-79
2/9/02	A	W	95-63
1/25/03	H	W	91-71
2/26/03	A	W	77-58
1/31/04	A	W	82-74
3/3/04	H	L	68-76
▲ 3/13/04	N	W	85-71
2/5/05	H	W	82-65
2/23/05	A	W	60-56
▲ 3/13/05	N	W	69-64
2/22/06	A	W	73-66
1/10/07	A	L	63-74
2/18/07	H	W	71-62
2/27/08	H	W	71-58
▲ 3/14/08	N	W	82-70
1/14/09	A	W	70-56
1/9/10	A	L	67-71
2/4/10	H	W	86-67
▲ 3/14/10	N	W	65-61
2/20/11	H	W	79-57
1/7/12	*A	W	81-74
1/17/13	H	W	73-57
1/7/14	H	W	79-57
2/18/14	A	W	68-51
2/4/15	H	W	72-66
2/2/16	A	W	80-71
1/4/17	H	W	110-57
2/11/18	A	W	80-69
1/26/19	H	W	66-53
1/8/20	A	W	73-64
1/26/21	H	W	75-68
3/2/21 (OT)	A	L	77-81
1/4/22	H	W	69-57
1/28/23	A	W	86-43

At Cameron Indoor: Duke leads 38-5  
 At McCamish Pavilion: Duke leads 26-13  
 \* At Phillips Arena: Duke leads 1-0  
 In ACC Tournament: Duke leads 7-3  
 Longest Duke win streak: 15 (1/5/97-1/31/04)  
 Longest GT win streak: 2 (several times)  
 Largest Duke win: 110-57 (1/5/17)  
 Largest Duke loss: 72-83 (3/10/90); 64-75 (3/9/85)  
 Since Joining the ACC (1979-80): Duke leads 64-20

**GONZAGA**  
**Duke leads 4-1**

12/21/06	N	W	61-54
12/19/09	N	W	76-41
■ 3/29/15	N	W	66-52
11/21/18	N	L	87-89
11/26/21	N	W	84-81

**GRAND CANYON**  
**Duke leads 1-0**

11/12/16	H	W	96-61
----------	---	---	-------

**GUILFORD**  
**Duke leads 17-3**

1907	W	20-1	
1910	L	8-25	
2/1/12	W	14-12	
2/14/14	A	L	8-35
1914	H	W	24-15
1915	W	43-25	
1915	W	58-36	
2/29/16	H	W	61-28
1918	W	40-32	
1918	W	28-21	
2/6/19	H	W	47-19
2/15/19	A	W	27-18
1/12/20	A	W	22-20
1/26/20	H	W	36-15
1921	H	W	
2/9/22	H	W	38-24
1923	W	45-32	
1924	W	30-17	
1/12/25	H	W	34-22
2/1/26	L	30-35	

**HAMPDEN-SYDNEY**  
**Duke leads 6-0**

12/16/39	A	W	59-28
12/11/44	H	W	50-25
12/12/46	H	W	61-51
12/15/47	H	W	59-45
12/10/48	A	W	58-50
12/6/49	H	W	74-59

**HAMPTON**  
**Duke leads 1-0**

■ 3/19/11	N	W	87-45
-----------	---	---	-------

**HARTFORD**  
**Duke leads 1-0**

12/5/18	H	W	84-54
---------	---	---	-------

**HARVARD**  
**Duke leads 10-0**

12/30/72	H	W	102-76
2/8/84	A	W	89-86
2/4/85	H	W	82-53
1/27/86	H	W	89-52
2/10/87	A	W	98-86
12/21/87	H	W	121-62
2/14/89	A	W	98-59
11/25/89	H	W	130-54
12/19/90	A	W	103-61
11/30/91	H	W	118-65

**HAWAII**  
**Duke leads 1-0**

12/30/89	A	W	87-75
----------	---	---	-------

**HIGH POINT**  
**Duke leads 3-0**

12/10/35	A	W	50-22
12/13/37	A	W	36-33
12/4/46	A	W	44-29

**HOLY CROSS**  
**Duke leads 2-0**

1/27/82	N	W	66-60
12/6/06	H	W	57-45

**ILLINOIS**  
**Duke leads 5-3**

11/29/86	N	L	62-69
12/3/94	N	W	70-65
12/2/95	H	L	65-75
11/30/99	N	W	72-69
11/28/00	N	W	78-77
■ 3/26/04	N	W	72-62
11/20/07	N	W	79-66
12/8/20	H	L	68-83

**ILLINOIS-CHICAGO**  
**Duke leads 1-0**

12/14/04	H	W	88-55
----------	---	---	-------

**INDIANA**  
**Duke leads 7-3**

■ 3/20/87	N	L	82-88
■ 4/4/92	N	W	81-78
11/24/95	N	W	70-64
11/27/96	N	L	69-85
■ 3/21/02	N	L	73-74
11/30/05	A	W	75-67
11/28/06	H	W	54-51
12/2/15	H	W	94-74
11/29/17	A	W	91-81
11/27/18	H	W	90-69



**KENTUCKY**

Duke trails 11-12

3/3/30	N	W	37-32
1931	N	L	30-35
2/6/32	A	L	30-37
12/21/53	A	L	69-85
2/1/56	A	L	76-81
12/18/56	H	W	85-84
12/2/57	A	L	74-78
12/8/58	H	L	64-78
12/31/63	N	L	79-81
■ 3/18/66	N	L	79-83
12/20/69	N	L	76-98
■ 3/27/78	N	L	88-94
11/17/79 (OT)	N	W	82-76
■ 3/13/80	A	W	55-54
11/19/88	N	W	80-55
■ 3/28/92 (OT)	N	W	104-103
■ 3/22/98	N	L	84-86
12/22/98	N	W	71-60
12/18/01 (OT)	N	W	95-92
11/13/12	N	W	75-68
11/17/15	N	L	63-74
11/6/18	N	W	118-84
11/9/21	N	W	79-71

**LA SALLE**

Duke leads 4-0

1/21/78	A	W	91-81
12/5/78	H	W	66-42
12/2/81	H	W	61-55
1/8/83	A	W	61-60

**LAFAYETTE**

Duke leads 2-0

1/10/77	H	W	93-77
11/19/21	H	W	88-55

**LAMAR**

Duke leads 2-0

11/21/85	N	W	66-62
■ 3/17/00	N	W	82-55

**LEHIGH**

Duke leads 4-1

1/4/41	H	W	66-30
1/9/78	H	W	105-63
12/29/90	H	W	97-67
12/2/96	H	W	103-51
■ 3/16/12	N	L	70-75

**LENOIR**

Duke leads 1-0

1923		W	49-20
------	--	---	-------

**LIBERTY**

Duke leads 1-0

11/28/03	N	W	76-47
----------	---	---	-------

**LONG BEACH STATE**

Duke leads 3-0

1/5/79	N	W	79-78
12/29/09	H	W	84-63
12/30/15	H	W	103-81

**LONG ISLAND**

Duke trails 0-1

1/1/44 (OT)	A	L	57-59
-------------	---	---	-------

**LOUISIANA-LAFAYETTE**

(SW Louisiana St.)

Duke leads 1-0

2/11/67	H	W	94-83
---------	---	---	-------

**LOUISIANA-MONROE**

Duke leads 1-0

■ 3/14/91	N	W	102-73
-----------	---	---	--------

**LOUISIANA STATE**

Duke leads 5-2

2/28/30	N	W	43-34
12/3/60 (OT)	H	W	80-74

12/20/74	N	L	95-105
2/10/91	H	W	88-70
2/8/92	A	W	77-67
12/22/92	N	W	96-67
■ 3/23/06	N	L	54-62

**LOUISVILLE**

Duke leads 13-9

12/31/58	N	W	57-54
12/8/61	H	W	86-56
12/15/62	A	W	76-75
2/18/79	N	W	88-72
1/2/82	A	L	61-99
1/12/83	H	L	76-91
■ 3/31/86	N	L	69-72
11/24/12	N	W	76-71
■ 3/31/13	N	L	63-85
1/17/15	A	W	63-52
2/8/16	H	W	72-65
2/20/16	A	L	64-71
1/14/17	A	L	69-78
▲ 3/9/17	N	W	81-77
2/21/18	H	W	82-56
2/12/19	A	W	71-69
1/18/20	H	L	73-79
1/23/21	A	L	65-70
2/27/21 (OT)	H	L	73-80
▲ 3/10/21	N	W	70-56
1/29/22	A	W	74-65
2/20/23	H	W	79-62

At Cameron Indoor: Duke leads 4-3

At KFC Yum! Center: Series tied 3-3

In ACC Tournament: Duke leads 2-0

Longest Duke win streak: 4 (12/31/58-2/18/79)

Longest Louisville win streak: 3 (1/2/82-3/31/86;

1/18/20-2/27/21)

Largest Duke win: 86-56 (12/8/61)

Largest Duke loss: 61-99 (1/12/82)

Since Joining the ACC (2014-15): Duke leads 7-5

**LOYOLA-MARYLAND**

Duke leads 2-0

1/4/84	H	W	92-68
12/31/09	H	W	92-51

**LOYOLA-CHICAGO**

Series tied 1-1

1930	H	W	30-27
■ 3/22/63	N	L	75-94

**LYNCHBURG**

Duke leads 4-0

2/26/20	A	W	32-23
1923		W	36-33
1926		W	36-31
1926		W	29-27

**MAINE**

Duke leads 1-0

12/3/16	H	W	94-55
---------	---	---	-------

**MARIST**

Duke leads 1-0

11/11/16	H	W	94-49
----------	---	---	-------

**MARQUETTE**

Duke leads 6-2

12/30/60	N	W	86-73
1/28/79	H	W	69-64
2/10/80	N	L	77-80
11/14/90	H	W	87-74
■ 3/24/94	N	W	59-49
11/21/06	N	L	62-73
11/21/07	N	W	77-73
11/22/10	N	W	82-77

**MARYLAND**

Duke leads 114-63

1926		L	20-40
1/9/30	A	W	28-27
2/20/30		W	39-26
1/15/31		L	24-32

2/20/32 (OT)	H	L	18-20
1/12/33	A	L	28-30
1/11/34	A	L	33-37
1/11/35	A	W	48-39
2/1/36	A	L	34-38
3/5/36	N	L	35-47
1/16/37	A	W	34-31
1/30/37	H	W	34-30
1/15/38	A	L	35-40
1/29/38	H	W	44-34
3/5/38	N	W	35-32
1/13/39	A	L	34-37
2/2/39	H	L	44-60
1/9/40	A	L	30-32
1/30/40	H	W	48-27
3/1/40	N	W	44-32
1/11/41	A	W	40-26
2/1/41	H	W	43-17
1/10/42	H	W	37-33
2/25/42	A	W	64-46
2/12/43	A	W	46-43
1/6/45	H	W	51-24
2/22/45	N	W	76-49
1/4/46	H	W	59-25
1/25/46	A	L	38-43
2/21/47	A	W	43-38
1/5/48	H	W	53-42
1/4/50	H	W	58-46
2/10/50	A	L	57-67
2/16/51	A	W	49-40
2/18/52	H	W	56-51
3/6/52	N	W	51-48
3/5/53	N	L	65-74
2/16/54	A	W	68-61
12/7/54	A	L	47-49
12/17/54	H	W	68-61
1/14/56	H	W	76-62
2/7/56	A	W	82-70
▲ 3/1/56	N	W	94-69
1/10/57	A	L	51-62
1/31/57	H	W	72-60
1/8/58	A	L	49-74
2/21/58	H	W	68-59
▲ 3/7/58 (OT)	N	L	65-71
1/7/59	A	L	33-64
1/17/59	H	W	78-69
1/16/60	H	L	48-56
2/18/60	A	L	61-71
1/14/61	H	W	70-62
2/16/61	A	L	71-76
1/13/62	H	W	84-68
2/13/62	A	W	79-53
▲ 3/1/62	N	W	71-58
12/8/62	H	W	92-56
2/19/63	A	W	76-70
2/8/64	A	W	104-72
2/22/64	H	W	84-63
2/1/65	H	W	82-64
2/23/65	A	L	82-85
1/13/66	H	W	76-61
2/19/66	A	W	74-69
1/14/67 (OT)	A	W	72-69
2/18/67	H	W	81-58
1/13/68	A	W	84-52
2/6/68	H	W	85-64
1/11/69	H	W	96-85
2/10/69	A	W	93-83
1/28/70	A	L	50-52
2/21/70	H	W	87-76
2/6/71	H	L	79-88
2/13/71	A	W	70-67
2/5/72	A	L	58-77
2/26/72	H	W	68-59
2/3/73	H	W	85-81
2/24/73	A	L	68-96
2/2/74	A	L	83-104
2/23/74	H	L	61-64
▲ 3/7/74	N	L	66-85
1/8/75	A	L	77-83
2/8/75	H	L	80-104
2/7/76	A	L	91-102
2/21/76	H	W	69-67

▲ 3/4/76 (OT)	N	L	78-80
2/5/77 (OT)	H	L	64-65
2/19/77	A	L	72-85
1/4/78	A	W	88-78
2/18/78	H	W	81-70
▲ 3/2/78	N	W	81-69
2/3/79	H	W	87-78
2/16/79	A	L	68-70
2/2/80	A	L	82-101
2/16/80	H	W	66-61
▲ 3/1/80	N	W	73-72
1/10/81	A	L	79-94
2/7/81	H	W	55-54
▲ 3/5/81	N	L	53-56
1/9/82	H	L	36-40
2/6/82	A	L	60-77
1/15/83	A	W	86-67
2/21/83	H	L	90-101
1/14/84	H	L	75-81
2/11/84	A	W	89-84
▲ 3/11/84	N	L	62-74
1/14/85 (OT)	A	L	76-78
2/9/85	H	W	70-62
▲ 3/8/85	N	W	86-73
1/4/86	A	W	81-75
1/25/86	H	W	80-68
1/14/87	A	W	85-61
2/7/87	H	W	76-67
1/16/88	H	L	69-72
2/13/88	A	W	90-83
1/14/89	A	W	82-72
2/11/89	H	W	86-60
1/13/90	H	W	91-80
2/10/90 (OT)	A	W	114-111
▲ 3/9/90	N	W	104-84
1/12/91	A	W	94-78
2/9/91	H	W	101-81
1/8/92	A	W	83-66
2/20/92	H	W	91-89
▲ 3/13/92	N	W	94-87
1/30/93	A	W	78-62
3/3/93	H	W	95-79
1/29/94	H	W	75-62
3/2/94	A	W	73-69
1/28/95	A	L	72-74
3/1/95	H	L	92-94
1/28/96	H	W	83-73
2/28/96	A	W	77-75
▲ 3/8/96	N	L	69-82
1/26/97	A	L	70-74
2/27/97	H	W	81-69
1/3/98	A	W	104-72
1/29/98	H	W	86-59
1/3/99	A	W	82-64
2/3/99	H	W	95-77
1/9/00	A	W	80-70
2/9/00	H	L	87-98
▲ 3/12/00	N	W	81-68
1/27/01 (OT)	A	W	98-96
2/27/01	H	L	80-91
▲ 3/10/01	N	W	84-82
■ 3/31/01	N		

**MICHIGAN**

**Duke leads 22-8**

12/21/63	A	L	67-83
■ 3/20/64	N	W	91-80
12/5/64	H	L	79-86
12/21/65 (OT)	N	W	100-93
12/3/66	H	W	96-75
12/6/68	A	W	93-72
12/9/68	H	L	80-90
12/10/69	A	W	73-68
12/17/70	H	W	95-74
12/9/89 (OT)	A	L	108-113
12/8/90	H	W	75-68
12/14/91 (OT)	A	W	88-85
■ 4/6/92	N	W	71-51
12/5/92	H	W	79-68
12/11/93	A	W	73-63
12/10/94	H	W	69-59
12/9/95	A	L	84-88
12/8/96	H	L	61-62
12/13/97	A	L	73-81
12/12/98	H	W	108-64
12/11/99	A	W	104-97
12/9/00	H	W	104-61
12/8/01	A	W	104-83
12/7/02	H	W	81-59
12/8/07	H	W	95-67
12/11/09	N	W	71-56
12/6/09	A	L	73-81
■ 3/20/11	N	W	73-71
11/22/11	N	W	82-75
12/3/13	H	W	79-69

**MICHIGAN STATE**

**Duke leads 14-4**

12/29/58	N	L	57-82
■ 3/20/94	N	W	85-74
12/2/98	N	W	73-67
■ 3/27/99	N	W	68-62
12/3/03	A	W	72-50
11/30/04	H	W	81-74
■ 3/25/05	N	L	68-78
12/1/10	H	W	84-79
11/15/11	N	W	74-69
■ 3/29/13	N	W	71-61
11/18/14	N	W	81-71
■ 4/4/15	N	W	81-61
11/29/16	H	W	78-69
11/14/17	N	W	88-81
■ 3/31/19	N	L	67-68
12/2/19	A	W	87-75
12/1/20	H	L	69-75
■ 3/20/22	N	W	85-76

**MILLIGAN**

**Duke trails 0-1**

12/10/43	H	L	40-46
----------	---	---	-------

**MINNESOTA**

**Duke leads 2-1**

12/28/54	N	L	73-79
■ 3/24/89	N	W	87-70
11/22/12	N	W	89-71

**MISSISSIPPI STATE**

**Duke trails 1-2**

1/12/37	H	L	29-33
1/3/38	H	L	23-25
■ 3/20/05	N	W	63-55

**MISSISSIPPI VALLEY STATE**

**Duke leads 1-0**

■ 3/13/86	N	W	85-78
-----------	---	---	-------

**MISSOURI**

**Duke leads 2-0**

11/25/97	N	W	82-59
■ 3/17/01	N	W	94-81

**MISSOURI STATE**

**Duke leads 1-0**

■ 3/19/99	N	W	78-61
-----------	---	---	-------

**MONMOUTH**

**Duke leads 2-0**

12/28/95	H	W	69-53
■ 3/15/01	N	W	95-52

**MONTANA**

**Duke leads 1-0**

11/23/09	H	W	78-58
----------	---	---	-------

**MURRAY STATE**

**Duke leads 1-0**

■ 3/14/97	N	W	71-68
-----------	---	---	-------

**NAVY**

**Duke leads 28-13**

1929		L	38-49
1930	A	W	47-29
1931	N	W	41-27
1/15/32	A	L	25-36
1/17/33	A	L	22-44
1/13/34	A	W	29-23
3/6/35 (OT)	A	L	38-44
1/9/37	A	W	33-29
1/8/38	A	L	30-43
1/14/39	A	W	44-37
1/10/40	A	W	40-27
2/8/41	H	L	32-34
1/17/42	A	W	41-31
2/20/43	A	W	58-48
1/29/44	A	L	42-45
1/27/45	A	L	43-54
1/26/46	A	L	40-51
2/1/47	H	L	48-61
2/4/48	A	L	46-56
2/2/49	A	W	55-42
2/4/50	H	W	68-53
2/17/51	A	L	60-85
2/9/52 (OT)	A	W	70-68
1/31/53	H	W	78-73
12/30/53	N	W	98-83
1/30/54	A	W	82-65
2/12/55	A	W	71-56
2/18/56	H	W	93-70
2/2/57 (OT)	A	L	69-71
2/19/58	A	W	77-63
2/14/59	H	W	64-63
12/19/59	N	W	76-71
2/6/60	A	W	58-48
1/3/61	N	W	78-63
2/18/61	A	W	75-73
2/17/62	H	W	91-72
1/9/63	A	W	85-70
2/1/64	H	W	121-63
12/10/64 (OT)	N	W	93-87
12/30/83	N	W	90-79
■ 3/23/86	N	W	71-50

**NEW HAMPSHIRE**

**Duke leads 1-0**

12/29/82	H	W	84-48
----------	---	---	-------

**NEW MEXICO STATE**

**Duke leads 1-0**

11/12/07	H	W	86-61
----------	---	---	-------

**NEW ORLEANS**

**Duke leads 1-0**

12/28/80	N	W	77-63
----------	---	---	-------

**NEW YORK UNIVERSITY**

**Series tied 5-5**

1/9/47 (2OT)	A	L	61-64
1/8/48	A	L	56-77
2/4/49	H	W	73-44
1/12/50	N	L	64-80
2/3/51	H	L	73-79
1/10/52	N	W	74-72
2/5/53	H	W	89-82
1/4/58	A	W	67-60
■ 3/12/60	N	L	59-74
■ 3/15/63	N	W	81-76

**NEWBERRY**

**Duke leads 1-0**

1923		W	40-33
------	--	---	-------

**NORTH CAROLINA**

**Duke trails 117-143**

1/24/20	H	L	25-36
3/1/20	A	W	19-18
1/26/21	H	W	25-22
2/23/21	H	L	12-44
3/5/21	N	L	18-55
2/4/22	A	L	22-38
3/7/22	H	L	23-29
2/3/23	H	L	19-20
2/17/23	A	L	32-35
1/31/24	A	L	20-31
2/19/24	H	L	20-23
1/24/25	H	L	21-25
2/14/25	A	L	18-34
1/23/26	A	L	22-38
2/20/26	H	L	21-44
1/31/27	H	L	33-40
2/22/27	A	L	21-35
2/4/28	A	L	14-27
2/11/28	H	L	23-32
2/2/29	H	W	36-20
2/16/29	A	L	24-27
3/2/29	N	W	34-17
2/1/30	A	W	35-14
2/15/30	H	W	37-36
1/31/31	H	W	30-18
2/14/31	A	W	34-23
1/30/32	A	L	20-37
2/13/32	H	W	24-18
1/31/33	H	W	36-32
2/11/33	A	W	31-24
2/3/34	A	L	21-25
2/16/34	H	L	25-30
3/2/34	N	W	21-18
2/5/35	H	W	33-27
2/16/35	A	L	20-24
2/6/36 (OT)	A	W	36-34
2/21/36	H	L	28-30
2/12/37	A	L	35-41
2/25/37	H	L	32-37
3/4/37	N	L	30-34
2/12/38	A	L	24-34
2/25/38	H	W	39-33
2/10/39	A	L	32-37
2/24/39	H	W	41-38
2/10/40	A	W	50-44
2/22/40	H	L	27-31
3/2/40	N	L	23-39
2/7/41	A	L	33-51
2/20/41	H	W	35-33
2/27/41	N	W	38-37
2/7/42	A	W	52-40
2/27/42 (OT)	H	W	41-40
2/6/43	A	W	51-39
2/26/43	H	W	43-24
1/18/44	H	L	33-37
2/5/44	A	W	41-40
2/10/44	H	L	30-39
2/26/44	N	W	44-27
1/20/45	A	W	50-41
2/14/45	H	L	38-50
2/24/45	N	L	38-49
1/9/46 (OT)	A	W	51-46
2/16/46	H	L	44-54
2/11/47	A	L	28-49
2/28/47	H	L	47-57
2/7/48	A	L	42-48
2/27/48	H	W	56-45
2/5/49	A	L	34-64
2/25/49	H	L	40-64
12/29/49	N	L	52-59
2/17/50	A	L	55-58
2/24/50	H	L	46-64
12/29/50	N	W	71-63
2/2/51	A	L	68-71
2/23/51	H	W	84-72
12/5/51	H	W	77-59

2/1/52	A	W	73-66
2/29/52	H	W	94-64
2/6/53	A	W	95-89
2/27/53	H	W	83-58
2/4/54	H	W	63-47
2/20/54	A	W	67-63
12/29/54	N	L	52-65
2/4/55	A	W	91-68
2/25/55	H	W	96-74
12/30/55	N	L	64-74
2/4/56	H	W	64-59
2/24/56	A	L	65-73
12/28/56	N	L	71-87
2/9/57	A	L	73-75
3/1/57	H	L	72-86
12/27/57	N	L	62-76
2/8/58	A	W	91-75
2/28/58	H	W	59-46
2/6/59	H	L	80-89
2/28/59	A	L	62-72
▲ 3/6/59	N	L	71-74
12/29/59	N	L	53-75
2/13/60	A	L	58-84
2/27/60	H	L	50-75
▲ 3/4/60	N	W	71-69
12/31/60	N	L	71-76
2/4/61	H	W	81-77
2/25/61 (OT)	A	L	66-69
2/3/62	H	W	79-57
2/24/62	A	W	82-74
2/2/63	A	W	77-69
2/23/63	H	W	106-93
1/11/64	H	W	84-64
2/29/64	A	W	104-69
▲ 3/6/64	N	W	65-49
1/9/65	H	L	62-65
2/27/65	A	L	66-71
1/8/66	A	W	88-77
2/26/66	H	W	77-63
▲ 3/4/66	N	W	21-20
1/7/67	H	L	56-59
3/4/67	A	L	79-92
▲ 3/11/67	N	L	73-83
1/6/68	A	L	72-75
3/2/68 (3OT)	H	W	87-86
1/4/69	A	L	70-94
3/1/69	H	W	87-81
▲ 3/8/69	N	L	74-85
1/10/70	A	L	78-86
2/28/70	H	W	91-83
12/19/70	N	L	81-83
1/9/71	A	L	74-79
3/6/71	H	W	92-83
● 3/25/71	N	L	67-73
1/22/72	H	W	76-74
3/4/72	A	L	69-93
▲ 3/10/72	N	L	48-63
12/15/72	N	L	86-91
1/20/73	A	L	71-82
3/3/73	H	L	70-72
1/5/74	N	L	75-84
1/19/74	H	L	71-73
3/2/74 (OT)	A	L	92-96
1/3/75 (OT)	N	W	99-96
2/12/75	A	L	70-78</



3/5/16	H	L	72-76
2/9/17	H	W	86-78
3/4/17	A	L	83-90
▲ 3/10/17	N	W	93-83
2/8/18	A	L	78-82
3/3/18	H	W	74-64
▲ 3/9/18	N	L	69-74
2/20/19	H	L	72-88
3/9/19	A	L	70-79
▲ 3/15/19	N	W	74-73
2/8/20 (OT)	A	W	98-96
3/7/20	H	W	89-76
2/6/21	H	L	87-91
3/6/21	A	L	73-91
2/5/22	A	W	87-67
3/5/22	H	L	81-94
■ 4/2/22	N	L	77-81
2/4/23	H	W	63-57
3/4/23	A	W	62-57

At Cameron Indoor: Duke leads 47-39

At Dean E. Smith Center: Duke trails 18-20

In ACC Tournament: Duke leads 14-9

Longest Duke win streak: 8 (2/23/51-2/20/54)

Longest UNC win streak: 16 (2/23/21-2/11/28)

Largest Duke win: 104-69 (2/29/64)

Largest Duke loss: 19-55 (3/5/1921)

**NORTH CAROLINA A&T**

**Duke leads 8-0**

● 3/12/81	H	W	79-69
12/19/94	H	W	99-56
1/20/98	A	W	101-66
12/20/98	H	W	88-53
12/19/99	H	W	101-60
12/30/00	H	W	108-73
12/16/01	H	W	93-51
12/17/02	N	W	91-57

**NORTH CAROLINA ASHEVILLE**

**Duke leads 2-0**

12/17/08	H	W	99-56
11/18/13	H	W	91-55

**NORTH CAROLINA CENTRAL**

**Duke leads 1-0**

11/9/07	H	W	121-56
---------	---	---	--------

**NORTH CAROLINA GREENSBORO**

**Duke leads 10-0**

11/29/95	H	W	71-57
1/15/97	A	W	87-49
12/3/97	H	W	93-37
12/30/98	H	W	104-58
11/27/04	H	W	98-44
12/31/05	N	W	102-69
11/16/06	H	W	75-48
11/13/09	H	W	96-62
12/29/10	A	W	108-62
12/19/11	H	W	90-63

**NC STATE**

**Duke leads 151-103**

2/9/12	W	31-28
2/24/12	L	13-26
1913	A	W 22-18
1913	H	W 32-14
1914	H	W 35-21
1914 (OT)	H	W 33-25
1915	W	46-27
1915	W	28-17
2/23/16	H	W 31-24
2/26/16	A	L 25-27
1917	W	32-24
1917	L	14-16
1917	W	2-0
1918	W	35-26
1918	L	18-28
1918	L	10-15
2/4/19	A	L 18-28
2/11/19	H	W 22-19
1920	H	W 28-22
1920	A	W 25-24

1921	H	W	33-11
1921	A	W	34-27
1/21/22	A	W	23-19
3/1/22	H	L	23-28
1923	W	32-27	
1923	W	31-20	
1924	H	W	35-23
1924	W	32-15	
1/17/25	A	L	22-29
1926	L	27-28	
1/30/26	L	24-32	
1927	L	22-36	
1927	L	23-29	
1928	W	32-29	
2/20/28	L	27-37	
1929	L	26-40	
1929	W	32-22	
1929	N	L	35-43
1930	W	35-31	
1930	W	33-26	
1931	L	19-24	
1931	L	23-26	
1/23/32	H	W	28-18
2/16/32	A	W	25-21
1/21/33	A	W	36-29
2/14/33	H	L	28-40
1/17/34	A	W	33-29
2/24/34	H	W	41-34
1/15/35	A	L	25-28
2/23/35	H	W	35-28
1/25/36	A	L	33-36
2/25/36	H	L	29-32
1/23/37	A	L	27-30
2/20/37 (OT)	H	W	36-33
2/2/38	A	W	40-28
2/19/38	H	L	45-49
3/3/38	N	W	44-33
1/31/39	H	W	43-37
2/20/39	A	W	29-26
3/1/39	N	L	39-40
2/1/40	A	W	57-27
2/19/40	H	W	46-37
1/30/41	H	L	38-39
2/17/41	A	W	44-37
1/31/42	H	W	40-28
2/16/42	A	W	53-48
3/7/42	N	W	45-34
1/30/43	H	W	60-47
2/17/43	A	W	53-32
2/1/44	A	W	60-36
2/12/44	H	W	53-32
2/25/44	N	W	40-32
1/30/45	H	W	48-38
2/17/45	A	W	47-40
1/11/46	A	W	46-34
2/2/46	H	W	56-33
2/28/46 (OT)	N	W	44-38
1/18/47	H	W	60-53
2/18/47	A	L	57-83
2/14/48	H	L	43-44
2/18/48	A	L	37-70
3/6/48	H	L	50-58
1/15/49	H	L	52-53
2/11/49	A	L	44-47
1/7/50	H	W	58-55
2/14/50	A	L	50-68
3/4/50	H	L	47-67
1/6/51 (OT)	H	L	71-77
2/10/51	A	L	65-75
3/3/51	N	L	63-67
1/5/52 (2OT)	H	L	70-72
2/12/52	A	W	71-58
3/8/52	N	L	68-77
1/10/53	H	L	64-82
2/14/53	A	W	84-82
1/9/54	H	W	87-85
2/9/54	A	W	90-89
▲ 3/5/54	N	L	75-79
1/8/55	H	L	91-96
2/15/55	A	L	78-84
▲ 3/5/55	N	L	77-87
1/7/56	H	W	68-58

2/14/56	A	L	81-90
▲ 3/2/56	N	L	79-91
12/29/56	N	L	80-102
1/5/57	H	W	92-85
2/12/57	A	L	72-79
1/11/58 (2OT)	H	W	76-75
2/11/58	A	W	65-48
1/10/59	H	L	60-67
2/10/59	A	L	72-80
1/9/60	H	W	47-34
2/9/60	A	L	53-63
1/7/61	H	W	81-67
2/7/61	A	L	59-61
1/6/62	H	L	60-61
2/6/62	A	L	55-71
1/5/63	H	W	78-52
2/9/63	A	W	56-55
▲ 3/1/63	N	W	82-65
1/4/64	H	W	91-70
2/5/64	A	W	66-48
▲ 3/5/64	N	W	75-44
2/3/65	A	W	84-74
2/9/65 (OT)	H	W	78-67
▲ 3/6/65	N	L	85-91
1/29/66	H	W	84-77
2/10/66	A	W	78-74
▲ 3/5/66	N	W	71-66
1/28/67	H	W	99-60
2/8/67	A	W	69-65
1/27/68	H	W	82-76
2/28/68	A	W	71-61
▲ 3/9/68	N	L	10-12
1/25/69	H	L	74-77
2/26/69	A	L	73-88
1/24/70	H	L	76-77
2/25/70	A	W	71-69
1/13/71	H	L	89-93
2/24/71	A	W	82-78
▲ 3/11/71	N	L	61-68
12/17/71	N	L	62-67
1/12/72	A	L	58-85
2/23/72 (OT)	H	W	74-73
▲ 3/9/72	N	W	73-60
1/10/73	A	L	87-94
2/21/73	H	L	50-74
2/4/74	H	L	78-92
2/20/74	A	L	87-113
1/27/75	H	L	71-95
2/19/75	A	L	78-92
1/2/76	N	L	95-104
1/24/76	A	L	101-106
2/18/76	H	L	95-96
11/27/76	N	W	84-82
1/22/77	H	L	78-79
2/16/77	A	L	74-92
1/7/78	A	L	50-74
2/15/78	H	W	76-64
12/1/78	N	W	65-63
1/21/79	A	W	75-69
2/14/79	H	W	66-48
▲ 3/2/79	N	W	62-59
1/19/80	H	W	67-56
2/13/80	A	L	59-76
▲ 2/28/80	N	W	68-62
12/6/80	N	L	60-74
1/21/81	A	W	56-47
2/19/81	H	L	51-52
1/20/82	H	W	49-48
2/16/82	A	L	56-72
1/26/83	A	L	79-94
2/23/83	H	L	79-96
1/26/84	H	L	76-79
2/23/84 (OT)	A	W	73-70
1/23/85	A	L	71-89
2/20/85	H	L	66-70
1/11/86	H	W	74-64
2/15/86	A	W	72-70
1/21/87	A	L	74-87
2/19/87	H	W	66-50
▲ 3/6/87 (OT)	N	L	64-71
2/6/88	H	L	74-77
2/24/88	A	L	78-89

▲ 3/12/88	N	W	73-71
1/26/89	A	L	73-88
2/23/89	H	W	86-65
1/24/90 (OT)	H	W	85-82
2/21/90	A	L	71-76
1/23/91	A	L	89-95
2/20/91	H	W	72-65
▲ 3/9/91	N	W	93-72
1/15/92	H	W	110-75
2/16/92	A	W	71-63
1/21/93	H	W	92-56
2/21/93	A	W	91-82
1/20/94	A	W	92-65
2/20/94	H	W	85-58
1/18/95	H	L	60-77
2/18/95	A	L	79-84
▲ 3/9/95	N	W	83-70
1/18/96	A	W	71-70
2/17/96 (OT)	H	W	79-76
1/21/97	A	W	70-55
2/8/97	H	W	80-51
▲ 3/7/97	N	L	60-66
1/7/98	H	W	64-50
2/8/98	A	W	65-49
12/5/98	H	W	89-69
1/30/99	A	W	80-61
▲ 3/6/99	N	W	83-68
1/19/00 (OT)	H	W	92-88
2/19/00	A	W	71-66
1/10/01	A	W	84-78
2/11/01	H	W	101-75
▲ 3/9/01	N	W	76-61
1/13/02	A	W	76-57
2/14/02	H	W	108-71
▲ 3/10/02	N	W	91-61
1/22/03	A	L	71-80
2/22/03	H	W	79-68
▲ 3/16/03	N	W	84-77
1/15/04	H	W	76-57
2/15/04	A	L	74-78
1/13/05	A	W	86-74
▲ 3/12/05	N	W	76-69
1/18/06	H	W	81-68
1/20/07	A	W	79-56
▲ 3/8/07 (OT)	N	L	80-85
1/31/08	H	W	92-72
3/1/08	A	W	87-86
1/20/09	H	W	73-56
1/20/10	A	L	74-88
1/19/11	A	W	92-78
2/5/11	H	W	76-52
2/16/12	H	W	78-73
1/12/13	A	L	76-84
2/7/13	H	W	98-85
1/18/14	H	W	95-60
▲ 3/15/14	N	W	75-67
1/11/15	A	L	75-87
▲ 3/12/15	N	W	77-53
2/13/16	A	W	88-78
2/6/16	H	W	88-80
▲ 3/9/16	N	W	92-89
1/23/17	H	L	82-84
1/6/18	A	L	85-96
2/16/19	H	W	94-78
2/19/20	A	L	66-88
3/2/20	H	W	88-69
2/13/21	A	W	69-53
1/15/22	H	W	88-73
1/4/23	A	L	60-84
2/28/23	H	W	71-67

At Cameron Indoor: Duke leads 54-26

At PNC Arena: Duke leads 9-8

In ACC Tournament: Duke leads 17-9

**OHIO UNIVERSITY**

**Duke leads 1-0**

12/7/83	H	W	82-63
---------	---	---	-------

**OKLAHOMA**

**Duke leads 4-0**

2/22/86	H	W	93-84
12/22/90	A	W	90-85
1/4/93 (OT)	H	W	88-84
12/18/04	N	W	78-67

**OKLAHOMA CITY**

**Duke leads 1-0**

● 3/14/68	N	W	97-81
-----------	---	---	-------

**OKLAHOMA STATE**

**Series tied 1-1**

12/19/39	A	L	41-51
■ 3/15/98	N	W	79-73

**OLD DOMINION**

**Duke leads 2-0**

3/15/86	N	W	89-61
11/23/95	N	W	75-55

**ORAL ROBERTS**

**Duke leads 1-0**

■ 3/16/23	N	W	74-51
-----------	---	---	-------

**OREGON**

**Series tied 1-1**

11/27/10	N	W	98-71
■ 3/24/16	N	L	68-82

**OREGON STATE**

**Duke leads 3-0**

12/28/53	N	W	71-61
3/23/63	N	W	85-63
11/24/22	N	W	54-51

**PACIFIC**

**Duke leads 2-0**

12/29/83	N	W	68-66
11/27/03	N	W	82-69

**PENNSYLVANIA**

**Duke leads 10-6**

1940	A	L	35-49
2/13/43	A	L	48-49
3/8/50	A	L	50-68
1/3/51	A	L	76-85
1/2/52	H	W	62-52
12/30/52	N	L	80-97
12/16/55	A	W	98-80
12/19/58	A	W	66-57
12/7/71 (OT)	H	L	49-50
■ 3/17/78	N	W	84-80
12/11/79	A	W	70-57
■ 3/8/80	N	W	52-42
12/22/80	H	W	88-82
12/7/05	H	W	72-59
12/31/09	H	W	114-55
1/1/12	H	W	85-55

**PENN STATE**

**Duke leads 9-1**

12/28/49	N	L	48-51
12/9/60	N	W	69-46
1/3/62	H	W	95-55
11/30/63	H	W	92-62
1/5/65	H	W	121-88
1/3/66	H	W	83-58
1/3/67	H	W	89-84
1/3/70	H	W	93-43
12/30/70	N	W	67-56
11/19/16	N	W	78-68

**PEPPERDINE**

**Duke leads 1-0**

■ 3/15/85	N	W	75-62
-----------	---	---	-------

**PITTSBURGH**

**Duke leads 16-8**

12/17/38	H	L	37-51
2/3/41	H	L	32-46
12/20/54	A	W	90-68
12/20/55	A	W	92-54
2/5/57	H	W	90-72
12/21/57 (2OT)	A	L	84-87
1/31/59	H	W	75-66
1/12/74	A	L	46-62
12/27/74	N	W	89-75
2/10/79	H	L	69-71
1/26/80	A	W	78-69
12/20/07 (OT)	N	L	64-65
1/27/14	A	W	80-65
1/19/15	H	W	79-65
2/28/16	A	L	62-76
2/4/17	H	W	72-64
1/10/18	A	W	87-52
1/20/18	H	W	81-54
1/22/19	A	W	79-64
1/28/20	H	W	79-67
1/19/21	A	L	73-79
3/1/22	A	W	86-56
1/11/23	H	W	77-69
▲ 3/9/23	N	W	96-69

At Cameron Indoor: Duke leads 7-2

At Petersen Events Center: Duke leads 4-2

In ACC Tournament: 1-0

Longest Duke win streak: 5 (2/4/17-1/28/20)

Longest Pitt win streak: 2 (12/17/38-2/3/41)

Largest Duke win: 92-54 (12/20/55)

Largest Duke loss: 46-62 (1/12/74)

Since Joining the ACC (2013-14): 10-2

**PORTLAND**

**Duke leads 3-0**

12/19/00	N	W	97-64
11/25/01	H	W	104-62
12/14/03	H	W	84-43

**PORTLAND STATE**

**Duke leads 2-0**

12/30/97	H	W	89-39
11/23/17	N	W	99-81

**PRESBYTERIAN**

**Duke leads 3-0**

11/10/08	H	W	80-49
11/12/11	H	W	96-55
11/14/14	H	W	113-44

**PRINCETON**

**Duke leads 19-1**

1/14/36	A	W	40-26
1/4/39	H	W	46-33
1/6/40	H	W	36-27
12/31/52	N	W	74-59
■ 3/8/60	N	W	84-60
12/28/62	H	W	85-74
12/19/67	H	W	85-79
12/7/68	N	W	81-62
12/1/70	N	W	79-75
1/26/74	A	W	73-65
12/21/74	N	W	66-57
1/25/75	H	W	90-73
12/5/79	H	W	81-45
12/12/81	A	L	55-72
11/4/00	H	W	87-50
12/17/03	H	W	69-51
1/5/05	H	W	59-46
11/19/07	N	W	83-61
11/14/10	H	W	97-60
12/18/18	H	W	101-50

**PROVIDENCE**

**Series tied 1-1**

12/22/79	N	W	82-78
■ 3/16/97	N	L	87-98

**PURDUE**

**Duke trails 3-5**

12/28/72	N	L	77-82
■ 3/15/80	N	L	60-68
● 3/20/81	A	L	69-81
■ 3/26/94	N	W	69-60
11/29/03	N	L	68-78
12/2/08	A	W	76-60
■ 3/26/10	N	W	70-57
11/27/22	N	L	56-75

**RADFORD**

**Duke leads 2-0**

■ 3/13/98	N	W	99-63
11/21/09	H	W	104-67

**RANDOLPH-MACON**

**Duke leads 2-0**

1931		W	48-18
12/12/36	A	W	40-25

**RHODE ISLAND**

**Duke leads 5-0**

■ 3/12/78	N	W	63-62
■ 3/24/88	N	W	73-72
11/16/09	H	W	82-79
11/20/16	N	W	75-65
■ 3/17/18	N	W	87-62

**RICE**

**Duke leads 1-0**

12/30/76	N	W	87-77
----------	---	---	-------

**RICHMOND**

**Duke leads 8-2**

1923		W	30-22
2/7/25	A	L	25-35
1926		L	30-42
2/11/36	A	W	31-27
12/11/36	A	W	38-35
1/11/38	H	W	32-24
12/30/71	H	W	54-52
1/24/73	A	W	70-66
12/11/76	H	W	65-63
■ 3/16/90	N	W	81-46

**RIDER**

**Duke leads 1-0**

12/18/41	H	W	55-29
----------	---	---	-------

**ROANOKE**

**Series tied 1-1**

1914	H	W	42-15
1915		L	19-31

**ROBERT MORRIS**

**Duke leads 1-0**

■ 3/20/15	N	W	85-56
-----------	---	---	-------

**RUTGERS**

**Duke leads 3-0**

1/27/81	A	W	53-51
1/6/82	H	W	80-61
12/12/92	N	W	88-79

**ST. BONAVENTURE**

**Duke trails 0-1**

● 3/27/71 (OT)	N	L	88-92
----------------	---	---	-------

**SAINT FRANCIS (PA.)**

**Duke leads 1-0**

12/5/17	H	W	124-67
---------	---	---	--------

**ST. JOHN'S**

**Duke leads 17-7**

2/4/38	A	L	28-44
12/30/78	N	L	66-69
■ 3/11/79	N	L	78-80
11/29/85	N	W	71-70
■ 3/18/90	N	W	76-72
■ 3/24/91	N	W	78-61
12/5/91	N	W	91-81

1/24/99 (OT)	A	W	92-88
2/26/00	H	L	82-83
2/18/01	A	W	91-59
2/24/02	H	W	97-55
3/2/03	A	L	71-72
12/6/03	H	W	79-58
2/26/05	A	W	58-47
12/21/05	H	W	70-57
2/25/07	A	W	67-50
2/23/08	H	W	86-56
2/19/09	A	W	76-69
12/5/09	H	W	80-71
1/30/11	A	L	78-93
1/28/12	H	W	83-76
1/25/15	A	W	77-68
2/3/18	A	L	77-81
2/2/19	H	W	91-61

**ST. JOSEPH'S**

**Duke leads 10-0**

■ 3/11/60	N	W	58-56
■ 3/16/63	N	W	73-59
■ 3/11/66	N	W	76-74
2/14/76	A	W	85-73
2/12/77	H	W	72-62
12/29/77	N	W	74-61
12/1/84	H	W	59-46
1/13/86	A	W	87-66
1/7/87	H	W	93-83
11/20/96	H	W	89-60

**ST. LOUIS**

**Duke leads 4-0**

11/26/84	A	W	97-64
1/8/86	H	W	84-58
1/4/88	H	W	69-53
12/11/10	H	W	84-47

**ST. PETER'S**

**Duke trails 0-2**

● 3/18/68	N	L	71-100
12/27/71	N	L	74-77

**SAN DIEGO STATE**

**Duke leads 3-0**

12/29/01	H	W	92-79
■ 3/22/15	N	W	68-49
11/19/18	N	W	90-64

**SAMFORD**

**Duke leads 1-0**

2/9/24		W	38-16
--------	--	---	-------

**SAN FRANCISCO**

**Series**



**SOUTH CAROLINA STATE**

Duke leads 8-0

■	3/16/89	N	W	90-69
	12/6/93	H	W	97-61
	1/2/95	H	W	107-61
	12/4/95	H	W	84-64
	1/2/97	H	W	104-54
	12/1/97	H	W	98-40
	11/21/98	H	W	120-56
	12/14/21	H	W	103-62

**SOUTH CAROLINA UPSTATE**

Duke leads 1-0

	11/11/22	H	W	84-38
--	----------	---	---	-------

**SOUTH DAKOTA**

Duke leads 1-0

	12/2/17	H	W	96-80
--	---------	---	---	-------

**SOUTH FLORIDA**

Duke leads 3-0

	1/11/75	H	W	95-86
	12/2/80	A	W	83-72
	12/5/83	H	W	95-66

**SOUTHERN**

Duke leads 2-0

■	3/16/06	N	W	70-54
	11/17/17	H	W	78-61

**SOUTHERN CALIFORNIA**

Duke leads 4-2

	12/29/52	N	L	69-87
	12/10/77 (OT)	A	L	81-87
	12/13/78	H	W	79-65
	12/29/84	N	W	75-73
	11/27/99	N	W	81-68
■	3/24/01	N	W	79-69

**SOUTHERN ILLINOIS**

Duke leads 3-1

●	3/13/67	N	L	63-72
	2/8/68	N	W	78-54
■	3/18/93	N	W	105-70
	11/20/08	N	W	83-58

**SMU**

Duke leads 3-1

	12/8/77	A	W	91-67
	11/27/78	H	W	86-80
	12/28/83	N	L	76-78
■	3/19/88	N	W	94-79

**STANFORD**

Duke trails 1+2

	11/11/99 (OT)	N	L	79-80
	12/21/00	N	L	83-84
	11/22/14	N	W	70-59

**STEPHEN F. AUSTIN**

Duke trails 0-1

	11/26/19 (OT)	H	L	83-85
--	---------------	---	---	-------

**STETSON**

Duke leads 10-2

	1917	L	37-43	
	11/29/80	H	W	67-49
	2/10/82	A	L	81-88
	2/16/83	H	W	89-80
	2/15/84	A	W	80-69
	2/13/85	H	W	94-51
	2/11/86	A	W	85-66
	2/2/87	H	W	62-59
	1/25/88	A	W	81-78
	12/5/88	H	W	90-62
	2/12/90	A	W	102-67
	12/1/18	H	W	113-49

**SYRACUSE**

Duke leads 15-6

■	3/12/66	N	W	91-81
	12/28/71	N	L	72-74
	12/6/89	N	L	76-78
■	3/20/98	N	W	80-67
	2/1/14 (OT)	A	L	89-91
	2/22/14	H	W	66-60
	2/14/15	A	W	80-72
	2/28/15	H	W	73-54
	1/18/16	H	L	62-64
	2/22/17	A	L	75-78
	2/24/18	H	W	60-44
■	3/23/18	N	W	69-65
	1/14/19 (OT)	H	L	91-95
	2/23/19	A	W	75-65
▲	3/14/19	N	W	84-72
	2/1/20	A	W	97-88
	2/22/21	H	W	85-71
	1/22/22	H	W	79-59
	2/26/22	A	W	97-72
▲	3/10/22	N	W	88-79
	2/18/23	A	W	77-55

At Cameron Indoor: Duke leads 5-2

At Carrier Dome: Duke leads 5-2

In ACC Tournament: Duke leads 2-0

Longest Duke win streak: 8 (2/23/19-present)

Longest Syracuse win streak: 2 (12/28/71-12/6/89; 1/18/16-2/22/17)

Largest Duke win: 97-72 (2/26/22)

Largest Duke loss: 91-95 (1/14/19)

Since Joining the ACC (2013-14): Duke leads 13-4

**TEMPLE**

Duke leads 20-10

	1931	L	27-44	
	1/3/42	A	L	41-57
	1/17/43	A	W	45-44
	2/10/45	A	W	51-46
	2/9/46	A	L	38-64
	1/11/47	A	W	59-56
	1/10/48	A	L	54-58
	1/8/49	H	L	45-59
	1/14/50	A	L	49-59
	12/1/51	H	W	85-48
	1/12/52	A	W	86-65
	12/20/52	A	L	64-67
	1/5/55	H	W	81-64
	2/17/68	H	W	92-57
	1/28/69	A	L	69-73
■	3/26/88	N	W	63-53
	2/27/94	H	W	59-47
	1/25/96	A	L	58-59
■	3/21/99	N	W	85-64
	11/24/00	N	W	63-61
	12/2/00	A	W	93-68
	12/5/01	H	W	82-57
	1/8/05	H	W	82-74
	2/25/06	A	W	74-66
	1/2/07	H	W	73-55
	1/9/08	A	W	74-64
	2/23/11	H	W	78-61
	1/4/12	A	L	73-78
	12/8/12	N	W	90-67
	11/21/14	N	W	74-54

**TENNESSEE**

Series tied 8-8

	1911	W	51-25	
	1931	L	25-36	
	2/8/32 (OT)	A	L	31-32
	1/5/42	H	W	37-35
	12/19/42	A	L	33-51
	1/4/47	A	L	47-53
	1/3/48	H	L	58-62
	12/13/52	A	W	89-82
	12/5/54	H	W	101-61
	1/25/64 (2OT)	N	W	67-65
●	3/22/71	N	W	78-64
	12/3/75	H	L	80-86
	12/7/76	A	W	81-78
	12/29/80	N	L	69-90

	11/21/11	N	W	77-67
■	3/18/23	N	L	52-65

**TENNESSEE-MARTIN**

Duke leads 1-0

	11/20/04	H	W	88-46
--	----------	---	---	-------

**TENNESSEE STATE**

Duke leads 1-0

	12/19/16	H	W	65-55
--	----------	---	---	-------

**TEXAS**

Duke leads 5-0

	11/22/00	N	W	95-69
	12/20/03	N	W	89-61
	12/10/05	N	W	97-66
■	3/21/09	N	W	74-69
	11/24/17 (OT)	N	W	85-78

**TEXAS A&M**

Duke leads 1-0

■	3/12/87	N	W	58-51
---	---------	---	---	-------

**TEXAS SOUTHERN**

Duke leads 1-0

■	3/18/94	N	W	82-70
---	---------	---	---	-------

**TEXAS TECH**

Duke leads 2-0

	12/20/18	N	W	69-58
■	3/24/22	N	W	78-73

**THE CITADEL**

Duke leads 10-0

	12/14/38	H	W	49-37
	1/16/40	H	W	51-40
	2/29/40	N	W	40-35
	3/5/43	N	W	56-37
	2/7/50	H	W	65-39
	11/26/88	H	W	93-52
	1/3/90	H	W	108-69
	1/16/91	A	W	83-50
	12/1/93	H	W	78-63
	11/22/21	H	W	107-81

**TOLEDO**

Duke leads 2-0

	12/12/04	H	W	82-54
	12/29/14	H	W	86-69

**TROY**

Duke leads 1-0

■	3/17/17	N	W	87-65
---	---------	---	---	-------

**TULANE**

Duke leads 2-1

	12/30/50	N	W	74-72
	1/7/76	A	L	82-92
	1/6/79	N	W	74-64

**TULSA**

Duke leads 3-0

	11/27/96	N	W	72-67
■	3/14/99	N	W	97-56
	2/25/10	H	W	70-52

**UCLA**

Duke leads 10-6

	12/22/53	N	L	67-72
■	3/21/64	N	L	83-98
	12/10/65	H	W	82-66
	12/11/65	N	W	94-75
	12/19/66	A	L	54-88
	12/10/66	A	L	87-107
■	3/22/90	N	W	90-81
	3/1/92	A	W	75-65
	2/28/93	H	W	78-67
	2/26/95	A	L	77-100
	2/25/96	H	W	85-66
	2/23/97	A	L	69-73
	2/22/98	H	W	120-84
■	3/22/01	N	W	76-63

	11/30/02	N	W	84-73
	12/19/13	N	W	80-63

**UNLV**

Series tied 2-2

	12/27/72	A	L	83-89
■	4/2/90	N	L	73-103
■	3/30/91	N	W	79-77
	12/10/16	N	W	94-45

**UTAH**

Duke leads 3-2

	12/28/59	N	W	63-52
■	3/19/66	N	W	79-77
●	3/14/70	N	L	75-78
■	3/27/15	N	W	63-57
	12/19/15 (OT)	N	L	75-77

**UTAH STATE**

Duke leads 1-0

	11/29/15	H	W	85-52
--	----------	---	---	-------

**UTAH VALLEY**

Duke leads 1-0

	11/11/17	H	W	99-69
--	----------	---	---	-------

**VALPARAISO**

Duke leads 3-0

	2/26/04	H	W	97-63
	12/4/04	N	W	93-61
	12/18/05	H	W	104-77

**VANDERBILT**

Duke leads 10-5

	1931	W	50-44	
	2/26/32	N	W	44-32
	12/1/53	H	W	94-88
	12/7/54	A	L	66-71
	12/1/62	H	W	90-70
	12/11/63 (OT)	A	L	92-97
	12/13/66	A	W	97-89
	12/16/67			

1/23/80	H	L	84-90
2/6/80	A	L	69-73
12/12/80	H	L	79-91
1/31/81	A	L	47-68
12/9/81	A	L	83-92
1/30/82	H	L	65-77
12/8/82	H	L	91-104
2/5/83	A	L	84-105
▲ 3/11/83	N	L	66-109
1/7/84	A	W	78-72
2/4/84	H	W	67-64
12/8/84	H	W	78-65
1/5/85	A	W	63-58
12/7/85	H	W	72-64
2/6/86	A	W	77-65
▲ 3/8/86	N	W	75-70
1/3/87	A	W	70-63
2/4/87	H	W	75-61
1/9/88	A	W	77-59
2/17/88	H	W	73-54
▲ 3/11/88	N	W	60-48
1/7/89	A	W	84-76
2/8/89	H	W	85-66
▲ 3/11/89	N	W	69-58
1/6/90	H	W	76-68
2/8/90	A	L	69-72
1/5/91	A	L	64-81
2/7/91	H	W	86-74
1/2/92	A	W	68-62
2/26/92	H	W	76-67
1/17/93	H	L	69-77
2/18/93	A	L	55-58
1/15/94	A	W	66-58
2/16/94	H	W	84-54
▲ 3/12/94	N	L	61-66
1/4/95 (20T)	H	L	88-91
2/15/95	A	L	58-64
1/13/96	A	L	66-77
2/14/96	H	W	79-69
1/18/97	H	W	78-59
2/11/97	A	W	62-61
12/6/97	H	W	103-59
1/24/98	A	W	72-65
▲ 3/5/98	N	W	63-41
1/10/99	H	W	115-69
2/11/99	A	W	100-54
▲ 3/4/99	N	W	104-67
1/5/00 (OT)	A	W	109-100
2/5/00	H	W	106-86
1/13/01	H	W	103-61
2/14/01	A	L	89-91
1/27/02	H	W	94-81
2/28/02	A	L	84-87
1/15/03	H	W	104-93
2/15/03	A	W	78-59
▲ 3/14/03	N	W	83-76
1/11/04	A	W	93-71
2/11/04	H	W	93-75
▲ 3/12/04	N	W	84-74
1/16/05	H	W	80-66
▲ 3/11/05	N	W	76-64
1/28/06	H	W	82-63
2/1/07 (OT)	A	L	66-68
1/13/08	H	W	87-65
3/5/08	A	W	86-70
2/1/09	H	W	79-54
2/28/10	A	W	67-49
▲ 3/12/10	N	W	57-46
1/15/11	H	W	76-60
2/16/11	A	W	56-41
1/12/12	H	W	61-58
2/28/13	A	L	68-73
1/13/14	H	W	69-65
▲ 3/16/14	N	L	63-72
1/31/15	A	W	69-63
2/13/16	H	W	63-62
2/15/17	A	W	65-55
1/27/18	H	L	63-65
1/19/19	H	W	72-20
2/9/19	A	W	81-71
2/29/20	A	L	50-52
2/20/21	H	W	66-65
2/7/22	H	L	68-69

2/23/22	A	W	65-61
2/11/23 (OT)	A	L	62-69
▲ 3/11/23	N	W	59-49

*At Cameron Indoor: Duke leads 54-10*  
*At John Paul Jones Arena: Duke leads 7-5*  
*In ACC Tournament: Duke leads 16-4*  
*Longest Duke win streak: 22 (2/20/59-2/16/88)*  
*Longest UVA win streak: 9 (1/23/80-3/11/83)*  
*Largest Duke win: 115-69 (1/10/99)*  
*Largest Duke loss: 66-109 (3/11/83)*

**VIRGINIA COMMONWEALTH**

**Duke leads 2-1**

■ 3/15/07	N	L	77-79
11/23/12	N	W	67-58
11/20/15	N	W	79-71

**VIRGINIA MILITARY INSTITUTE**

**Duke leads 19-9**

1911	W	52-17	
1913	A	L	10-28
1915	L	15-33	
2/10/16	A	L	20-34
1917	W	31-29	
1917	W	42-24	
1918	L	26-51	
2/26/19	A	L	19-32
2/28/20	A	L	13-46
1921	A	L	
1927	W	22-19	
2/5/32	A	W	41-26
2/19/32	H	W	45-25
1/28/33	H	W	41-20
2/3/33	A	W	31-15
1/18/34	H	W	41-20
2/6/34	A	W	45-32
3/1/34	N	W	35-14
2/1/35	H	L	27-32
2/9/35	A	W	28-27
2/17/37 (OT)	A	L	31-32
1/13/40	A	W	28-25
1/12/42	A	W	52-47
1/9/43	H	W	45-43
3/4/43	N	W	57-41
12/15/50	A	W	86-66
12/15/51	H	W	102-45
1/13/53	H	W	78-55

**VIRGINIA TECH**

**Duke leads 52-13**

2/16/12	W	37-32	
1913	H	W	23-16
1915	L	19-29	
1921	A	L	
1923	W	34-33	
1927	W	31-18	
2/7/28	A	W	34-31
1929	W	44-27	
2/4/33	A	L	31-35
2/7/34	A	W	45-15
1/26/35	H	W	32-25
2/7/35	A	W	27-19
1/30/36	H	W	40-20
1/17/39	H	W	47-35
2/24/42	H	W	67-50
1/23/43	H	W	78-70
3/1/46	N	W	44-38
2/6/47	H	W	52-40
1/24/48	H	W	52-45
1/11/49	A	L	46-56
1/22/49	H	W	65-52
3/1/51	N	W	64-61
1/6/54	H	W	82-45
2/13/54	A	W	107-53
12/1/64	N	W	98-63
12/1/65	N	W	112-79
12/2/66	N	L	71-85
12/1/67	N	W	74-66
11/30/68	N	W	87-76
12/1/69 (20T)	N	W	66-63
12/15/70	H	W	104-75
1/5/72	N	W	83-73

1/19/76	N	W	79-72
1/2/78	N	W	86-79
1/30/05	H	W	100-65
2/17/05	A	L	65-67
12/4/05	H	W	77-75
1/26/06	A	W	80-67
1/6/07 (OT)	H	L	67-69
1/24/08	A	W	81-64
1/4/09	H	W	69-44
2/28/09	A	W	72-65
2/21/10	H	W	67-55
2/26/11	A	L	60-64
▲ 3/12/11	N	W	77-63
2/2/12	A	W	75-60
2/25/12 (OT)	H	W	70-65
▲ 3/9/12	N	W	60-56
2/21/13	A	W	88-56
3/5/13	H	W	85-57
2/25/14	H	W	66-48
2/25/15 (OT)	A	W	91-86
1/9/16	H	W	82-58
12/31/16	A	L	75-89
2/14/18	H	W	74-52
2/26/18	A	L	63-64
2/26/19	A	L	72-77
■ 3/29/19	N	W	75-73
12/6/19	A	W	77-63
2/22/20	H	W	88-64
1/12/21	A	L	67-74
12/22/21	H	W	76-65
▲ 3/12/22	N	L	67-82
1/13/23	A	L	75-78
2/25/23	H	W	81-65

*At Cameron Indoor: Duke leads 19-1*  
*At Cassell Coliseum: Tied 7-7*  
*In ACC Tournament: Duke leads 2-1*  
*Longest Duke win streak: 10 (2/7/34-1/24/48)*  
*Longest VT win streak: 2 (three times)*  
*Largest Duke win: 107-53 (2/13/54)*  
*Largest Duke loss: 67-82 (3/12/22)*  
*Since Joining the ACC (2004-05): Duke leads 22-9*

**WAGNER**

**Duke trails 0-1**

1/5/83	H	L	77-84
--------	---	---	-------

**WAKE FOREST**

**Duke leads 179-80**

3/2/06	H	L	10-24
3/16/06	A	L	5-15
1907	L	6-8	
1907	L	5-22	
1908	L	11-20	
1908	L	11-20	
1909	W	22-14	
1909	L	5-30	
1910	L	18-26	
1913	H	W	25-10
1913	A	W	16-15
2/12/14	A	L	23-31
1914	H	W	28-14
1915	W	28-27	
1915	L	12-23	
1916	H	L	26-28
2/25/16	A	L	28-40
1917	W	39-20	
1/24/19	H	W	41-20
1921	A	W	27-20
1/25/22	H	W	31-10
1/31/22	A	L	22-24
1923	L	18-30	
1923	W	36-26	
1/25/24	H	W	26-22
1924	W	26-24	
1/31/25	A	L	18-43
2/24/25	H	W	28-25
1926	L	24-27	
1926	L	18-33	
1927	L	14-41	
1927	L	27-36	
1928	W	45-17	
2/14/28	W	37-34	

1929	W	43-34	
1929	W	35-21	
1930	W	49-22	
1930	W	37-30	
1931	W	44-27	
1931	W	25-22	
1/8/32	H	W	23-16
2/11/32	H	W	32-25
1/10/33	H	W	33-24
1/17/33	A	W	34-16
1/6/34	H	W	38-29
2/10/34	A	W	37-21
1/7/35	H	W	47-30
2/18/35	A	W	37-21
1/10/36	H	W	37-19
2/18/36	A	W	42-27
1937	H	W	30-28
2/6/37	A	L	30-34
1/7/38	H	W	38-33
2/21/38	A	W	41-40
1/7/39	A	W	52-41
2/18/39	H	W	59-34
1/27/40	H	W	50-44
2/15/40	A	W	44-35
1/8/41	H	L	35-38
2/13/41 (OT)	A	W	42-41
1/24/42	H	W	60-39
2/19/42	A	W	58-51
3/6/42	N	W	54-45
1/26/43	H	W	63-41
2/15/43	H	W	59-40
1/13/45	H	W	60-35
2/3/45	N	W	75-39
1/12/46	A	W	43-38
2/5/46	H	W	32-29
3/2/46	N	W	49-30
1/15/47	H	W	65-32
2/25/47	A	W	57-37
2/10/48	H	W	47-45
2/24/48	A	W	49-48
1/27/49	A	L	50-52
2/19/49	H	W	61-51
12/30/49	N	W	54-52
1/28/50	H	W	65-55
2/21/50	A	L	54-72
1/27/51	H	L	56-65
2/19/51	A	W	69-64
12/28/51	N	W	79-74
1/26/52	H	W	90-69
2/21/52	A	W	87-62
12/6/52	H	L	86-91
2/12/53 (OT)	A	W	101-99
12/29/53	N	W	83-66
1/12/54	A	L	89-96
2/26/54	H	W	90-81
2/19/55	A	W	75-73
2/19/55	H	W	84-65
12/31/55	N	W	64-52
1/4/56	A	L	71-84
2/11/56	H	L	77-80
1/29/57	A	L	59-77
2/16/57	H	W	75-64
12/28/57 (OT)	N	W	79-75
2/1/58	A	W	70-56
2/15/58	H	W	71-59
▲ 3/6/58	N	W	51-44
1/5/59	A	W	58-57
2/17/59	H	W	85-78
▲ 3/5/59	N	W	78-71
2/3/60	A	L	63-80
2/20/60	H	L	64-83
▲ 3/5/60	N	W	63-59
2/9/61	H	W	100-90
2/14/61	A	L	89-103
▲ 3/4/61	N	L	81-96
12/30/61	N	W	75-73
1/27/62	H	W	82-68
2/15/62	A	L	79-97
12/29/62	N	W	113-87
2/6/63	A	W	97-66
2/16/63	H	W	73-60
▲ 3/2/63	N	W	68-57

2/18/64	A	L	71-72
2/25/64	H	W	98-83
▲ 3/7/64	N	W	80-59
1/2/65	N	W	91-86
1/16/65	H	W	105-77
2/13/65	A	W	93-80
▲ 3/5/65	N	W	101-81
1/1/66	N	W	92



2/13/93	H	L	86-98
1/13/94	H	L	68-69
2/13/94	A	L	69-78
1/11/95	A	L	64-74
2/11/95	H	L	61-62
▲ 3/10/95	N	L	70-87
1/10/96	H	L	54-57
2/11/96	A	L	65-79
1/11/97	H	L	69-81
2/5/97	A	W	73-68
1/14/98	A	W	88-52
2/14/98	H	W	78-47
1/13/99	A	W	82-72
2/13/99	H	W	102-71
1/22/00	A	W	75-61
2/22/00	H	W	96-78
▲ 3/11/00	N	W	82-73
1/24/01	H	W	85-62
2/24/01	A	W	82-80
1/19/02	H	W	103-80
2/21/02	A	W	90-61
▲ 3/9/02	N	W	79-64
1/12/03	H	W	74-55
2/13/03 (20T)	A	L	80-94
1/17/04	H	W	84-72
2/18/04	A	L	84-90
2/2/05	A	L	89-92
2/20/05	H	W	102-92
1/8/06	A	W	82-64
2/14/06	H	W	93-70
▲ 3/11/06	N	W	78-66
1/18/07	H	W	62-40
2/17/08	A	L	73-86
1/28/09	A	L	68-70
2/22/09	H	W	101-91
1/17/10	H	W	90-70
1/22/11	A	W	83-59
1/19/12	H	W	91-73
2/28/12	A	W	79-71
1/5/13	H	W	80-62
1/30/13	A	W	75-70
2/4/14	H	W	83-63
3/5/14	A	L	72-82
1/7/15	A	W	73-65
3/4/15	H	W	94-51
1/6/16	A	W	91-75
3/1/16	H	W	79-71
1/28/17	A	W	85-83
2/18/17	H	W	99-94
1/13/18	H	W	89-71
1/23/18	A	W	84-70
1/8/19	A	W	87-65
3/5/19	H	W	71-70

1/11/20	H	W	90-59
2/25/20 (20T)	A	L	101-113
1/9/21	H	W	79-68
2/17/21	A	W	84-60
1/12/22	A	W	76-64
2/15/22	H	W	76-74
12/20/22	A	L	70-81
1/31/23	H	W	75-73

*At Cameron Indoor: Duke leads 66-16*  
*At LJM Coliseum: Duke leads 19-13*  
*In ACC Tournament: Duke leads 14-4*  
*Longest Duke win streak: 19 (1924-37)*  
*Longest WF win streak: 9 (2/13/93-1/11/97)*  
*Largest Duke win: 113-71 (2/28/67)*  
*Largest Duke loss: 53-88 (3/5/82)*

**WASHINGTON**  
Duke leads 5-1

12/4/76	H	W	83-81
■ 3/18/84	N	L	78-80
1/12/85	H	W	71-59
1/3/89	A	W	87-61
12/23/89	H	W	74-64
12/10/11	N	W	86-80

**WASHINGTON COLLEGE**  
Duke leads 1-0

11/29/77	H	W	110-66
----------	---	---	--------

**WASHINGTON & LEE**  
Duke leads 25-17

1913	A	L	15-90
1915	A	L	22-31
2/9/16	A	L	19-33
1917	L	L	18-20
1918	W	W	24-16
2/25/19	A	L	17-38
2/24/20	A	L	12-30
1921	A	L	
1927	L	L	20-31
2/8/28	A	W	53-41
1930	H	L	29-33
1930	W	W	30-29
2/4/32	A	W	30-27
2/18/32	H	L	12-21
2/2/33	A	W	31-15
2/25/33	N	W	41-32
1/30/34	H	W	41-37
2/5/34	A	W	41-27
3/3/34	N	L	29-30
2/2/35	H	W	31-27
2/8/35	A	W	33-30
3/3/35	N	L	27-31

2/26/36	A	L	27-43
2/8/37	H	W	37-35
2/16/37	A	L	31-37
2/14/38	A	W	48-39
1/9/39	H	L	41-46
2/16/39	A	L	35-36
2/17/40	H	W	28-27
2/11/41	A	L	28-30
2/15/41	H	W	45-33
2/10/42	A	W	63-34
2/14/42	H	W	68-38
3/5/42	N	W	59-41
2/9/43	A	W	71-44
2/4/47	H	W	71-57
12/19/47	A	W	72-39
1/6/49	A	W	58-45
12/17/49 (OT)	A	W	81-67
12/16/50	A	W	97-69
2/14/51	H	W	94-68
12/9/52	A	W	91-80

**WEST VIRGINIA**  
Duke leads 18-7

1/13/51	H	W	77-73
12/22/51	A	L	74-95
3/7/52	N	W	90-88
2/3/53	H	W	91-86
12/19/53	A	W	67-64
12/27/54	N	W	92-79
2/5/55	H	W	115-75
12/15/56	N	L	82-83
12/27/56	N	W	73-67
1/27/58	H	W	72-68
12/12/58	A	L	63-101
12/10/60	N	W	66-64
12/18/61	A	W	69-65
1/26/63	H	W	111-71
12/7/63	N	W	86-81
2/6/65	H	W	109-89
2/7/66	A	L	90-94
2/4/67	N	W	91-75
2/28/69	A	L	88-90
2/7/70	N	W	82-70
1/31/76	H	W	86-77
1/29/77	A	L	65-70
■ 3/18/89	N	W	70-63
■ 3/22/08	N	L	67-73
■ 4/3/10	N	W	78-57

**WESTERN CAROLINA**  
Duke leads 3-0

12/30/93	H	W	87-67
12/20/95	H	W	107-67
12/30/96	H	W	104-54

**WESTERN KENTUCKY**  
Duke leads 4-0

12/30/68	N	W	73-72
12/26/73	N	W	75-69
12/27/75	N	W	111-90
11/25/78	A	W	78-53

**WESTERN MICHIGAN**  
Duke leads 1-0

12/30/11	H	W	110-70
----------	---	---	--------

**WILLIAM & MARY**  
Duke leads 28-3

1/11/12	W	52-16	
2/5/25	A	L	15-23
2/11/25	H	W	21-16
1/9/32 (OT)	H	W	28-20
2/28/41	N	W	57-42
2/24/44	N	W	68-25
2/23/45	N	W	59-22
2/3/47	H	W	69-45
2/5/48	A	W	45-36
3/3/50	N	W	60-50
1/15/51	A	L	57-74
2/6/51	H	W	61-54
3/2/51	N	W	71-69
2/7/52	H	W	68-62
2/19/53 (OT)	A	L	82-85
12/12/53	H	W	109-44
12/13/69	H	W	84-77
2/12/72	H	W	87-69
12/2/72	H	W	98-74
12/3/73	A	W	93-79
2/2/83	H	W	73-71
11/30/83	A	W	70-68
11/28/84	H	W	92-60
11/26/85	A	W	84-61
1/5/87	H	W	82-46
1/4/88	H	W	101-70
1/11/89	H	W	100-38
1/22/90	A	W	109-76
12/30/91	H	W	97-61
1/2/00	H	W	96-55
11/23/16	H	W	88-67

**WINTHROP**  
Duke leads 2-0

■ 3/14/02	N	W	84-37
11/29/19	H	W	83-70

**WISCONSIN**  
Duke leads 3-1

11/27/07	H	W	82-58
12/2/09	A	L	69-73
12/3/14	A	W	80-70
■ 4/6/15	N	W	68-63

**WOFFORD**  
Duke leads 7-0

1913	A	W	47-12
1914	A	W	50-15
1931	W	W	43-24
1/4/35	H	W	40-33
1/6/36	H	W	36-28
12/31/14	H	W	84-55
12/19/19	H	W	86-57

**WYOMING**  
Duke leads 2-0

12/29/55	N	W	71-54
12/29/60	N	W	86-59

**XAVIER**  
Duke leads 5-0

■ 3/14/87	N	W	65-60
12/4/93	H	W	82-60
■ 3/28/04	N	W	66-63
12/20/08	N	W	82-64
11/25/22	N	W	71-64

**YALE**  
Duke leads 6-0

1/3/36	H	W	52-17
12/30/59	N	W	56-53
12/29/73	H	W	105-80
11/25/15	H	W	80-61
■ 3/19/16	N	W	71-64
12/8/18	H	W	91-58

**DUKE VS. ACC**

Membership	Overall			Home			Away			Neutral			Unknown Venue			Cameron Indoor			ACC Regular Season			ACC Tournament			Last Strk		
	W	L	Pct.	W	L	Pct.	W	L	Pct.	W	L	Pct.	W	L	Pct.	W	L	Pct.	W	L	Pct.	W	L	Pct.			
Boston College 2005-present	28	3	.903	13	0	1.000	11	2	.846	4	1	.800	-	-	-	13	0	1.000	21	2	.913	3	0	1.000	W8	9-1	
Clemson 1953-present	114	33	.776	65	4	.942	39	25	.609	10	4	.714	-	-	-	62	4	.939	95	27	.779	7	4	.636	L1	7-3	
Florida State 1991-present	43	11	.796	24	2	.923	16	8	.667	2	1	.667	1	0	1.000	24	2	.923	39	10	.796	2	1	.667	W2	8-2	
Georgia Tech 1979-present	77	24	.762	38	5	.884	30	16	.652	9	3	.750	-	-	-	38	5	.884	57	17	.770	7	3	.700	W2	9-1	
Louisville 2014-present	13	9	.591	4	3	.571	4	4	.500	5	2	.714	-	-	-	4	3	.571	6	5	.545	2	0	1.000	W3	6-4	
Miami 2004-present	25	10	.714	12	3	.800	9	7	.563	4	0	1.000	-	-	-	12	3	.800	17	9	.654	4	0	1.000	W1	7-3	
North Carolina 1953-present	117	143	.450	56	51	.523	39	64	.379	22	28	.440	-	-	-	47	39	.547	65	75	.464	14	9	.609	W2	6-4	
NC State 1953-present	151	103	.594	67	30	.691	48	44	.522	23	17	.575	13	12	.520	54	26	.675	76	51	.598	17	9	.654	W1	6-4	
Notre Dame 2013-present	29	8	.784	10	2	.833	8	4	.667	11	2	.846	-	-	-	10	2	.833	8	4	.667	2	2	.500	W2	9-1	
Pittsburgh 2013-present	16	8	.667	7	3	.700	7	4	.636	2	1	.667	-	-	-	7	2	.778	9	2	.818	1	0	1.000	W3	8-2	
Syracuse 2013-present	15	6	.714	5	2	.714	5	2	.714	5	2	.714	-	-	-	5	2	.714	10	4	.714	2	0	1.000	W8	9-1	
Virginia 1953-present	124	54	.697	59	11	.843	43	36	.544	22	6	.786	0	1	.000	54	10	.844	88	36	.710	16	4	.800	W1	6-4	
Virginia Tech 2004-present	52	13	.800	23	1	.958	13	9	.591	12	2	.857	4	1	.800	19	1	.950	19	8	.704	2	1	.667	W1	5-5	
Wake Forest 1953-present	179	80	.691	81	18	.818	52	41	.559	33	9	.786	13	12	.520	66	16	.805	90	46	.662	14	4	.778	W1	8-2	
<b>Totals</b>	<b>983</b>	<b>505</b>	<b>.661</b>	<b>464</b>	<b>135</b>	<b>.775</b>	<b>324</b>	<b>266</b>	<b>.549</b>	<b>164</b>	<b>78</b>	<b>.678</b>	<b>31</b>	<b>26</b>	<b>.668</b>	<b>415</b>	<b>115</b>	<b>.783</b>									
Maryland 1953-2014	114	63	.644	56	16	.778																					

**DUKE VS. DIVISION I CONFERENCES**

**AMERICA EAST**

Albany	2-0
Binghamton	1-0
Bryant	1-0
Maine	1-0
Mass. Lowell	--
Md.-Baltimore County	--
New Hampshire	1-0
NJIT	--
Vermont	3-0
<b>Totals</b>	<b>9-0</b>

**AMERICAN**

Alabama-Birmingham	3-0
Charlotte	6-1
East Carolina	21-0
Florida Atlantic	1-0
Memphis	1-0
North Texas	--
Rice	1-0
South Florida	3-0
SMU	3-1
Temple	20-10
Texas San Antonio	--
Tulane	2-1
Tulsa	3-0
Wichita State	--
<b>Totals</b>	<b>64-13</b>

**ASUN**

Austin Peay	--
Bellarmine	2-0
Central Arkansas	1-0
Eastern Kentucky	1-0
Florida Gulf Coast	1-0
Jacksonville	1-0
Kennesaw State	--
Lipscomb	--
North Alabama	--
North Florida	--
Queens	--
Stetson	10-2
<b>Totals</b>	<b>16-2</b>

**ATLANTIC 10**

Davidson	90-17
Dayton	5-1
Duquesne	5-1
Fordham	--
George Mason	3-0
George Washington	15-12
La Salle	4-0
Loyola-Chicago	1-1
Massachusetts	1-0
Rhode Island	5-0
Richmond	8-2
Saint Louis	4-0
St. Bonaventure	0-1
St. Joseph's	10-0
VCU	2-1
<b>Totals</b>	<b>153-36</b>

**BIG 12**

Baylor	1-0
Brigham Young	1-1
Central Florida	1-0
Cincinnati	2-1
Houston	--
Iowa State	1-0
Kansas	8-6
Kansas State	1-0
Oklahoma	4-0
Oklahoma State	1-0
TCU	--
Texas	5-0
Texas Tech	2-0
West Virginia	18-7
<b>Totals</b>	<b>45-15</b>

**BIG EAST**

Butler	3-0
Connecticut	6-4
Creighton	1-0
DePaul	4-0
Georgetown	9-7
Marquette	6-2
Providence	1-1
Seton Hall	7-1
St. John's	17-7
Villanova	7-4
Xavier	5-0
<b>Totals</b>	<b>60-22</b>

**BIG SKY**

Eastern Washington	--
Idaho	--
Idaho State	--
Montana	1-0
Montana State	--
Northern Arizona	--
Northern Colorado	--
Portland State	2-0
Sacramento State	--
Weber State	--
<b>Totals</b>	<b>3-0</b>

**BIG SOUTH**

Charleston Southern	--
Gardner-Webb	3-0
High Point	3-0
Longwood	--
Presbyterian	3-0
Radford	2-0
UNC Asheville	2-0
USC Upstate	1-0
Winthrop	2-0
<b>Totals</b>	<b>16-0</b>

**BIG TEN**

Illinois	5-3
Indiana	7-3
Iowa	8-1
Maryland	114-63
Michigan	22-8
Michigan State	14-4
Minnesota	2-1
Nebraska	--
Northwestern	7-0
Ohio State	5-4
Penn State	9-1
Purdue	3-5
Rutgers	3-0
Wisconsin	3-1
<b>Totals</b>	<b>202-94</b>

**BIG WEST**

Cal Poly	--
CSU Bakersfield	--
Cal State Fullerton	1-0
Cal State Northridge	--
Hawai'i	1-0
Long Beach State	3-0
UC Davis	--
UC Irvine	--
UC Riverside	--
UC San Diego	--
UC Santa Barbara	--
<b>Totals</b>	<b>5-0</b>

**COLONIAL**

Campbell	3-0
Charleston	--
Delaware	3-0
Drexel	1-0
Elon	21-5
Hampton	1-0
Hofstra	--
Monmouth	2-0
North Carolina A&T	8-0
Northeastern	4-0
Stony Brook	--
Towson	--
UNC Wilmington	2-0
William & Mary	28-3
<b>Totals</b>	<b>70-8</b>

**CONFERENCE USA**

Florida International	--
Jacksonville State	--
Liberty	1-0
Louisiana Tech	--
Middle Tennessee	--
New Mexico State	1-0
Sam Houston State	--
UTEP	--
Western Kentucky	4-0
<b>Totals</b>	<b>6-0</b>

**HORIZON**

Cleveland State	--
Detroit	2-0
IPFW	--
IUPUI	--
Northern Kentucky	--
Oakland	--
Robert Morris	1-0
Wisconsin-Green Bay	--
Wisconsin-Milwaukee	--
Wright State	--
Youngstown State	--
<b>Totals</b>	<b>3-0</b>

**IVY LEAGUE**

Brown	4-1
Columbia	2-1
Cornell	5-0
Dartmouth	--
Harvard	10-0
Pennsylvania	10-6
Princeton	19-1
Yale	6-0
<b>Totals</b>	<b>56-9</b>

**METRO ATLANTIC**

Canisius	4-1
Fairfield	4-0
Iona	1-0
Manhattan	--
Marist	1-0
Mount St. Mary's	--
Niagara	--
Quinnipiac	--
Rider	1-0
Siena	1-0
St. Peter's	0-2
<b>Totals</b>	<b>12-3</b>

**MID-AMERICAN**

Akron	--
Ball State	1-0
Bowling Green	--
Buffalo	1-0
Central Michigan	1-0
Eastern Michigan	2-1
Kent State	2-0
Miami (Ohio)	1-0
Northern Illinois	--
Ohio	1-0
Toledo	2-0
Western Michigan	1-0
<b>Totals</b>	<b>12-1</b>

**MEAC**

Coppin State	1-0
Delaware State	1-0
Howard	--
Md.-Eastern Shore	1-0
Morgan State	--
Norfolk State	--
North Carolina Central	1-0
South Carolina State	8-0
<b>Totals</b>	<b>12-0</b>

**MISSOURI VALLEY**

Belmont	2-0
Bradley	2-1
Drake	1-0
Evansville	1-0
Illinois-Chicago	1-0
Illinois State	--
Indiana State	--
Missouri State	1-0
Murray State	1-0
Northern Iowa	--
Southern Illinois	3-1
Valparaiso	3-0
<b>Totals</b>	<b>15-2</b>

**MOUNTAIN WEST**

Air Force	1-0
Boise State	--
Colorado State	3-0
Fresno State	1-0
Nevada	--
New Mexico	--
San Diego State	3-0
San Jose State	1-0
UNLV	2-2
Utah State	1-0
Wyoming	2-0
<b>Totals</b>	<b>14-2</b>

**NORTHEAST**

Central Connecticut State	--
Farleigh Dickinson	--
Le Moyne	--
Long Island	0-1
Merrimack	--
Sacred Heart	--
St. Francis (N.Y.)	--
St. Francis (Pa.)	1-0
Stonehill	--
Wagner	0-1
<b>Totals</b>	<b>1-2</b>

**OHIO VALLEY**

Arkansas-Little Rock	--
Eastern Illinois	--
Lindenwood	--
Morehead State	--
SIU-Edwardsville	--
Southeast Missouri State	--
Southern Indiana	--
Tennessee State	1-0
Tennessee Tech	--
Tennessee-Martin	1-0
Western Illinois	--
<b>Totals</b>	<b>2-0</b>

**PAC-12**

Arizona	4-5
Arizona State	1-0
California	2-2
Colorado	1-1
Oregon	1-1
Oregon State	3-0
Southern California	4-2
Stanford	1-2
UCLA	10-6
Utah	3-2
Washington	5-1
Washington State	--
<b>Totals</b>	<b>35-22</b>

**PATRIOT**

American	--
Army West Point	12-3
Boston University	6-0
Bucknell	3-0
Colgate	2-1
Holy Cross	2-0
Lafayette	2-0
Lehigh	4-1
Loyola (Md.)	2-0
Navy	28-13
<b>Totals</b>	<b>61-18</b>

**SOUTHEASTERN**

Alabama	8-3
Arkansas	2-2
Auburn	4-0
Florida	14-4
Georgia	2-3
Kentucky	11-12
LSU	5-2
Mississippi	--
Mississippi State	1-2
Missouri	2-0
South Carolina	57-20
Tennessee	8-8
Texas A&M	1-0
Vanderbilt	10-5
<b>Totals</b>	<b>125-61</b>

**SOUTHERN**

Chattanooga	--
The Citadel	10-0
East Tennessee State	0-1
Furman	8-1
Mercer	3-2
Samford	--
UNC Greensboro	10-0
VMI	19-9
Western Carolina	3-0
Wofford	7-0
<b>Totals</b>	<b>60-13</b>

**SOUTHLAND**

Houston Christian	--
Incarnate Word	--
Lamar	2-0
McNeese State	--
New Orleans	1-0
Nicholls State	--
Northwestern State	--
Southeastern Louisiana	--
Texas A&M-Commerce	--
Texas A&M-Corpus Christi	--
<b>Totals</b>	<b>3-0</b>

**SUMMIT**

Denver	--
Nebraska-Omaha	--
North Dakota	--
North Dakota State	1-0
Oral Roberts	1-0
South Dakota	1-0
South Dakota State	--
St. Thomas	--
UMKC	--
<b>Totals</b>	<b>3-0</b>

**SUN BELT**

Appalachian State	9-1
Arkansas State	--
Coastal Carolina	1-0
Georgia Southern	3-0
Georgia State	2-0
James Madison	--
Louisiana-Lafayette	1-0
Louisiana-Monroe	1-0
Marshall	--
Old Dominion	2-0
South Alabama	--
Southern Mississippi	--
Texas State	--
Troy	1-0
<b>Totals</b>	<b>20-1</b>

**SWAC**

Alabama A&M	--
Alabama State	1-0
Alcorn State	--
Arkansas-Pine Bluff	1-0
Bethune-Cookman	--
Florida A&M	1-0
Grambling State	--
Jackson State	--
Mississippi Valley State	1-0
Prairie View A&M	--
Southern	2-0
Texas Southern	1-0
<b>Totals</b>	<b>7-0</b>

**WEST COAST**

Gonzaga	4-1
Loyola Marymount	--
Pacific	2-0
Pepperdine	1-0
Portland	3-0
St. Mary's (Calif.)	--
San Diego	--
San Francisco	1-1
Santa Clara	3-0
<b>Totals</b>	<b>15-3</b>

**WESTERN ATHLETIC**

Abilene Christian	--
Cal Baptist	--
Grand Canyon	1-0
Seattle	--
Southern Utah	--
Stephen F. Austin	0-1
Tarleton State	--
Texas Arlington	--
Texas Rio Grande Valley	--
Utah Tech	--
Utah Valley	1-0
<b>Totals</b>	<b>3-1</b>



# DUKE DOMINANCE

ALL-TIME RESULTS

Duke has dominated college basketball since the 1997-98 season (26-year span). Among Duke's incredible accomplishments from the 1997-98 through the 2023-24 seasons were the 2001, 2010 & 2015 NCAA Championships, six Final Four appearances, four consecutive ACC regular season championships from 1998-2001, 13 ACC Tournament titles, including an unprecedented five consecutive ACC Tournament titles from 1999-2003, six times ranked number one in the final AP poll and a national-high 756 victories, an average of 29.1 per season. The following is a look at Duke compared with several prominent programs during this 26-year period, sorted by number of victories.

Team	Conf.	Overall Victories	20-Win Seasons	30-Win Seasons	Regular Season Conf. Titles	Conference Tournament Titles	NCAA Titles	National Players of the Year	Final AP No. 1 Ranking	Final Fours	Consensus First Team All-Americans	Academic All-Americans	Top 10 Final RPI	NBA Lottery Picks	NCAA Tourney Wins	McDonald's All-Americans
<b>Duke</b>	<b>ACC</b>	<b>756</b>	<b>25</b> <sup>T2</sup>	<b>13</b>	<b>8</b> <sup>T21</sup>	<b>13</b> <sup>2</sup>	<b>3</b> <sup>T2</sup>	<b>8</b>	<b>6</b> <sup>+</sup>	<b>6</b> <sup>T3</sup>	<b>13</b> <sup>#</sup>	<b>8</b> <sup>T3</sup>	<b>18</b>	<b>25</b>	<b>66</b>	<b>63</b>
Kansas	Big 12	756	25	13	20	11	2	3	3	6	10	3	18	17	60	30
Gonzaga	WCC	741	26	8	24	19	0	1	2	2	6	7	7	7	44	4
Kentucky	SEC	690	24	7	13	11	2	3	3	5	6	1	16	22	54	53
North Carolina	ACC	667	21	8	10	4	3	2	2	8	6	7	14	14	55	43
Michigan State	Big Ten	654	22	5	10	6	1	2	0	8	3	4	7	3	55	17
Arizona	Pac 12	633	22	7	10	6	0	0	0	1	4	0	10	13	35	17
Connecticut	Big East	620	19	8	6	6	5	1	0	6	4	2	8	11	48	7
Florida	SEC	613	21	3	7	4	2	0	1	4	0	7	7	6	41	17
Villanova	Big East	608	18	6	8	5	2	1	1	4	4	2	9	2	34	11
Xavier	Big East	603	21	1	9	4	0	1	0	0	1	1	3	0	21	0
Wisconsin	Big Ten	602	20	4	6	3	0	1	0	3	3	0	3	3	35	1
Cincinnati	Big 12	596	19	3	9	5	0	1	0	0	3	0	5	2	14	3
Utah State	MWC	593	19	2	9	8	0	0	0	0	0	2	0	0	1	0
Creighton	Big East	591	23	0	5	8	0	1	0	0	3	4	0	1	11	0
UCLA	Pac 12	587	18	5	5	3	0	0	0	4	3	0	5	7	38	26
Murray State	MVC	583	15	3	14	10	0	0	0	0	1	0	0	1	4	0
Memphis	AAC	577	19	4	8	7	0	0	0	0	1	0	4	5	12	10
Texas	Big 12	576	18	2	3	2	0	2	0	1	4	1	6	9	23	20
Maryland	Big Ten	576	17	1	3	1	1	0	0	2	1	0	3	4	26	6
BYU	Big 12	573	20	2	6	1	0	1	0	0	1	2	2	2	4	1
VCU	A-10	573	15	0	6	6	0	0	0	1	0	0	0	0	9	0
Butler	Big East	569	19	2	9	6	0	0	0	2	0	10	1	1	22	0
Kent State	MAC	564	19	1	9	7	0	0	0	0	0	0	0	0	4	0
Purdue	Big Ten	559	16	2	4	2	0	2	0	0	3	4	4	1	25	1
Illinois	Big Ten	558	19	1	6	3	0	1	1	1	2	0	3	2	20	4
Oregon	Pac 12	556	17	2	5	5	0	0	0	1	1	1	3	2	21	11
Dayton	A-10	555	19	0	6	1	0	1	0	0	1	0	1	1	6	0
San Diego State	MWC	554	18	4	9	7	0	0	0	1	0	0	3	0	11	1
Vermont	AmEast	550	19	0	13	9	0	0	0	0	0	0	0	0	2	0
Tennessee	SEC	549	15	2	6	1	0	0	0	0	1	0	6	1	20	6
Wichita State	AAC	548	14	4	6	2	0	0	0	1	0	0	2	0	12	0
Oklahoma	Big 12	545	16	2	1	3	0	2	0	2	3	3	4	3	23	6
Saint Marys	WCC	544	16	1	4	3	0	0	0	0	0	3	0	0	6	0
Pittsburgh	ACC	541	15	2	4	2	0	0	0	0	1	0	4	1	16	2
Marquette	Big East	539	15	0	3	1	0	0	0	1	2	0	2	1	14	2
Stanford	Pac 12	536	13	3	4	1	0	0	1	1	2	5	3	3	16	7
Virginia	ACC	533	13	4	7	2	1	0	1	1	1	1	5	1	14	3
Notre Dame	ACC	532	17	1	1	1	0	0	0	0	3	4	3	0	15	5
Davidson	A-10	532	15	0	13	1	0	0	0	0	1	1	0	1	3	0
Oklahoma State	Big 12	532	18	1	1	2	0	0	0	1	1	0	3	2	14	7
UAB	AAC	530	17	0	4	2	0	0	0	0	0	0	0	0	4	0
Charleston	CAA	527	16	1	1	1	0	0	0	0	0	6	0	0	0	0
Alabama	SEC	526	12	1	5	2	0	0	0	0	0	1	3	4	10	9
West Virginia	Big 12	522	13	1	0	1	0	0	0	1	0	7	1	1	20	1
Akron	MAC	521	15	0	6	4	0	0	0	0	0	1	0	0	0	0
Syracuse	ACC	517	15	3	4	0	1	0	0	3	2	3	4	6	31	9
UNLV	MWC	517	13	1	2	4	0	0	0	0	0	0	0	4	3	4
New Mexico State	C-USA	516	17	1	9	11	0	0	0	0	0	3	0	0	1	0
Western Kentucky	C-USA	516	16	0	7	7	0	0	0	0	0	1	0	0	4	0

Chart above sorted by the top 50 teams in number of victories; remaining ACC teams not listed above:

		Overall Victories	20-Win Seasons	30-Win Seasons	Regular Season Conf. Titles	Conference Tournament Titles	NCAA Titles	National Players of the Year	Final AP No. 1 Ranking	Final Fours	Consensus First Team All-Americans	Academic All-Americans	Top 10 Final RPI	NBA Lottery Picks	NCAA Tourney Wins	McDonald's All-Americans
Miami	ACC	513	14	0	3	1	0	0	0	0	0	1	2	1	15	3
NC State	ACC	496	15	0	0	0	0	0	0	0	0	0	0	2	10	9
Florida State	ACC	468	11	0	1	1	0	0	0	0	0	1	1	5	12	7
Clemson	ACC	467	10	0	0	0	0	0	0	0	0	0	0	0	3	1
Louisville	ACC	451	14	3	1	1	0	0	1	1	1	3	5	2	13	8
Wake Forest	ACC	440	8	0	1	0	0	0	0	0	2	2	1	2	6	3
Virginia Tech	ACC	433	9	0	0	1	0	0	0	0	0	0	0	0	3	0
Georgia Tech	ACC	422	6	0	0	1	0	0	0	1	0	1	1	3	7	6
Boston College	ACC	408	8	0	3	1	0	0	0	0	0	0	1	1	6	0

**Bold** - Category leader; Duke's rank in each category is listed, if not leading.

**Notes**

+ Duke finished No. 1 in the final AP poll in four consecutive seasons from 1999-2002, becoming the first college program in history to accomplish that feat.

# Duke is the only program in college basketball history to have freshman teammates earn consensus first-team All-America honors in the same season with Zion Williamson and RJ Barrett in 2019.



It's the heritage, storied rivalries and breakout stars. It's the culture, competition and unrivaled coverage. It's more than the game.

Come for it all.



# COME FOR IT ALL





# 2023-2024 DUKE MEN'S BASKETBALL

## SCHEDULE

HOME

AWAY

NEUTRAL

<b>OCT. 20</b>	COUNTDOWN TO CRAZINESS	7PM	ACCNX
<b>NOV. 01</b>	UNC PEMBROKE (EXHIB)	7PM	ACCNX
<b>NOV. 06</b>	DARTMOUTH	9PM	ACCN
<b>NOV. 10</b>	ARIZONA	7PM	ESPN2

### STATE FARM CHAMPIONS CLASSIC

<b>NOV. 14</b>	vs MICHIGAN STATE	7PM	ESPN
----------------	-------------------	-----	------

### BLUE DEVIL CHALLENGE

<b>NOV. 17</b>	BUCKNELL	6PM	ACCN
<b>NOV. 21</b>	LA SALLE	7PM	ACCN
<b>NOV. 24</b>	SOUTHERN INDIANA	6PM	ACCN

### ACC/SEC CHALLENGE

<b>NOV. 29</b>	at ARKANSAS	9:15PM	ESPN
<b>DEC. 02</b>	at GEORGIA TECH	2:15 PM	THE CW
<b>DEC. 09</b>	CHARLOTTE	2:15 PM	THE CW
<b>DEC. 12</b>	HOFSTRA	7PM	ESPN2
<b>DEC. 20</b>	vs BAYLOR	7PM	ESPN
<b>DEC. 30</b>	QUEENS	2PM	THE CW
<b>JAN. 02</b>	SYRACUSE	9PM	ESPN/2/U
<b>JAN. 06</b>	at NOTRE DAME	6PM	ACCN
<b>JAN. 09</b>	at PITTSBURGH	9PM	ACCN
<b>JAN. 13</b>	GEORGIA TECH	5PM	ACCN
<b>JAN. 20</b>	PITTSBURGH	8PM	ACCN
<b>JAN. 23</b>	at LOUISVILLE	7PM	ESPN/2/U
<b>JAN. 27</b>	CLEMSON	4PM	ESPN
<b>JAN. 29</b>	at VIRGINIA TECH	7PM	ESPN
<b>FEB. 03</b>	at NORTH CAROLINA	6:30PM	ESPN
<b>FEB. 07</b>	NOTRE DAME	9PM	ACCN
<b>FEB. 10</b>	BOSTON COLLEGE	2PM	ESPN/2
<b>FEB. 12</b>	WAKE FOREST	7PM	ESPN
<b>FEB. 17</b>	at FLORIDA STATE	2PM	ESPN/2
<b>FEB. 21</b>	at MIAMI	7PM	ESPN/2/U
<b>FEB. 24</b>	at WAKE FOREST	2/4PM	ESPN/2
<b>FEB. 28</b>	LOUISVILLE	7PM	ACCN
<b>MAR. 02</b>	VIRGINIA	6PM	ESPN
<b>MAR. 04</b>	at NC STATE	7PM	ESPN
<b>MAR. 09</b>	NORTH CAROLINA	6:30PM	ESPN

<b>MAR. 7-13</b>	ACC TOURNAMENT		
------------------	----------------	--	--

