

MARSHALL MEN'S BASKETBALL

2018-19

MEDIA GUIDE

2017-18 CONFERENCE USA CHAMPIONS



GENERAL INFORMATION

Name	Marshall University
Location	Huntington, W.Va.
Founded	1837
Enrollment	14,000
Nickname	Thundering Herd
Colors	Kelly Green (PMS 354) & White
Conference	Conference USA
National Affiliation	NCAA Division I
Home Arena (Capacity)	Cam Henderson Center (9,043)
President	Dr. Jerome Gilbert (Mississippi State '77)
Athletic Director	Mike Hamrick (Marshall '80)
Associate AD/SWA	Beatrice Crane Banford (N.C. State '92)
Dir. of Broadcasting	Steve Cotton (Florida '87)
Official Athletics Website	HerdZone.com
Twitter/Instagram	@HerdMBB, @HerdZone
Ticket Office	(304) 696-HERD or 1-800-THE-HERD

HISTORY

First Year of Basketball	1906-07
Overall Record	1,460-1,094-2 (.570), 103 seasons
Conference USA Record	107-107 (.500), 13 seasons
Cam Henderson Center Record	404-124 (.765), 37 seasons
C-USA Tournament Record	13-13
Last C-USA Tournament	W, 67-66 vs. WKU-Finals
NCAA Tournament Appearances	6 (1956, 1972, 1984, 1985, 1987, 2018)
Last NCAA Appearance	L, 94-71 vs. WVU (2018, Second Round)
NIT Appearances	5 (1967, 1968, 1973, 1988, 2012)
Last NIT Appearance	L, 86-78 at MTSU (2012, First Round)
CIT Appearances	2 (2010, 2011)
Last CIT Appearance	L, 65-64 vs. Ohio (2011, First Round)

SPORTS INFORMATION

Associate SID/MBB	TBA
Office Phone	(304) 696-2418
Cell Phone	(251) 422-2783
E-Mail	TBA
Mailing Address	Marshall Sports Information P.O. Box 1360 Huntington, WV 25715
Overnight Mailing Address	Marshall Sports Information 1801 3rd Avenue Huntington, WV 25703
SID Main Office Phone	(304) 696-5275
SID Office Fax	(304) 696-2325

COACHING STAFF

Head Coach	Dan D'Antoni (Marshall '70)
Record at Marshall (years)	73-62 (four)
Overall Record	Same
Assistant Coach	Mark Cline (Wake Forest '88) Ninth season
Assistant Coach	Scott Rigot (Buffalo '86) Fourth season
Assistant Coach	Cornelius Jackson (Marshall '01) Second season
Dir. of Operations	Neal Scaggs Fourth season
Basketball Office Phone	(304) 696-6460
Basketball Office Fax	(304) 696-6000

SUPPORT STAFF

Athletic Trainer	Chris Lapole (Marshall '98)
Strength Coach	TBA
Equipment Manager	Zac Littleton (Marshall '01)
Program Assistant	Fisher Cross
Video Coordinator	Ivan Vujic (Valparaiso '06)
Graduate Assistants	Patrick Herlihy and Milan Mijovic
Head Student Manager	Danny Feck and Jacob Games

TEAM INFORMATION

	Total	Home	Away	Neutral
2017-18 Overall Record	25-11	15-2	6-8	4-1
Conference USA Record	12-6	7-2	5-4	0-0
Conference USA Finish	4th			
Starters Returning/Lost	3/2			
Letterwinners Returning/Lost	7/7			
Newcomers	5			

CONFERENCE USA

Commissioner	Judy MacLeod
Asst. Commissioner/Media Relations	Russ Anderson
Address	5201 N. O'Connor Blvd., Suite 300 Irving, TX 75309
Office Phone	214/774-1300
Office Fax	214/496-0046
Website	conferenceusa.com

2018-19 SCHEDULE



DATE	OPPONENT	LOCATION	TIME	TV	LAST MEETING
Nov. 7	at Eastern Kentucky	Richmond, Ky.	7 p.m.		Dec. 22, 2017 (W, 91-71) home
Nov. 11	Hofstra	Huntington, W.Va.	2:30 p.m.	ESPN+	Nov. 18, 2012 (L, 103-100 ot) away
Nov. 14	Mount St. Mary's	Huntington, W.Va.	7 p.m.	ESPN+	first meeting
Nov. 19	North Carolina A&T	Huntington, W.Va.	7 p.m.	ESPN+	Nov. 15, 2009 (W, 79-63) home
Nov. 23	at Maryland	College Park, Md.	6 p.m.	BTN+	Dec. 27, 2015 (L, 87-67) away
Nov. 28	William & Mary	Huntington, W.Va.	7 p.m.	CUSA.tv	Nov. 29, 2017 (L, 114-104) away
Dec. 1	at Ohio	Athens, Ohio	3:30 p.m.		Dec. 16, 2017 (W, 99-96 ot) home
Dec. 5	at Duquesne	Pittsburgh, Pa.	7 p.m.	AT&TSN	Dec. 29, 1978-79 (L, 88-83) neutral
Dec. 8	Toledo	Huntington, W.Va.	2:30 p.m.	CUSA.tv	Dec. 9, 2017 (W, 93-87) away
Dec. 10	Morehead State	Huntington, W.Va.	7 p.m.	ESPN+	Nov. 16, 2017 (L, 86-83) away
Dec. 15	Akron	Akron, Ohio	2 p.m.		Dec. 2, 2017, (W, 86-64) home
Dec. 22	at Texas A&M	College Station, Texas	2 p.m.	SECN	Dec. 7, 1989 (W, 69-66) away
Dec. 31	at Virginia	Charlottesville, Va.	7 p.m.	ACCN	Jan. 19, 1992 (L, 73-53) away
Jan. 3	at Old Dominion	Norfolk, Va.	7 p.m.	Stadium	Feb. 22, 2018 (L, 84-79) home
Jan. 5	at Charlotte	Charlotte, N.C.	4 p.m.	ESPN+	Feb. 24, 2018 (W, 103-75) home
Jan. 12	WKU	Huntington, W.Va.	7 p.m.	Facebook	March 10, 2018 (W, 67-66) neutral
Jan. 17	Florida Atlantic	Huntington, W.Va.	7 p.m.	ESPN+	Feb. 10, 2018 (W, 79-68) home
Jan. 19	FIU	Huntington, W.Va.	7 p.m.	ESPN+	Feb. 8, 2018 (W, 76-66) home
Jan. 21	at WKU	Bowling Green, Ky.	9 p.m.	CBSSN	
Jan. 24	at Louisiana Tech	Ruston, La.	9 p.m.	CBSSN	Dec. 30, 2018 (W, 78-65) home
Jan. 26	at Southern Miss	Hattiesburg, Miss.	5 p.m.	Stadium	March 9, 2018 (W, 85-75) neutral
Jan. 31	UTEP	Huntington, W.Va.	7:30 p.m.	belN	Feb. 3, 2018 (W, 74-65) away
Feb. 2	UTSA	Huntington, W.Va.	7 p.m.	Facebook	Feb. 8, 2018 (W, 95-81) neutral
Feb. 7	at North Texas	Denton, Texas	8 p.m.	belN	Feb. 17, 2018 (W, 74-72) away
Feb. 9	at Rice	Houston, Texas	8 p.m.	ESPN+	Feb. 15, 2018 (W, 93-80) away
Feb. 14	UAB	Huntington, W.Va.	8 p.m.	CBSSN	March 1, 2018 (L, 91-77) away
Feb. 16	Middle Tennessee	Huntington, W.Va.	2 p.m.	Facebook	March 3, 2018 (W, 76-67) away
Feb. 23	TBA	TBA	TBA		
Feb. 28	TBA	TBA	TBA		
March 3	TBA	TBA	TBA		
March 6	TBA	TBA	TBA		
March 9	TBA	TBA	TBA		
March 7-10	Conference USA Tournament	Frisco, Texas	TBA		

All Times Eastern

* Conference USA game



Numerical Roster

No.	Name	Ht.	Pos.	Cl.	Hometown/Last School
0	Christian Thieneman	6-5	F	Jr.	Louisville, Ky./Trinity HS
1	Taevion Kinsey	6-5	G	Fr.	Columbus, Ohio/Eastmoor Academy
2	Iran Bennett	6-9	F	R-Fr.	Durham, N.C./Hargrave Military Academy
3	Jannson Williams	6-9	F	So.	Newnan, Ga./Newnan HS
4	DeAundra Murphy	6-3	G	Fr.	Huntington, W.Va./St. Joseph Catholic HS
5	Jeremy Dillon	6-5	G	Fr.	Mingo, W.Va./Mingo Central HS
11	Luke Thomas	6-0	G	Fr.	Proctorville, Ohio/Fairland HS
12	Ante Sustic	6-10	F	Jr.	Split, Croatia/Highland CC
13	Jarrold West	5-11	G	So.	Clarksburg, W.Va./Notre Dame HS
14	C.J. Burks	6-4	G	Sr.	Martinsburg, W.Va./Hedgesville HS
21	Darius George	6-7	F	So.	Staunton, Va./Robert E. Lee HS
23	Rondale Watson	6-4	G	Sr.	Lewisburg, W.Va./Wake Forest
24	Cam Brooks-Harris	6-6	F	Fr.	Zanesville, Ohio/Zanesville HS
25	Wilhelm von Arndt	6-0	G	Fr.	Stockholm, Sweden
31	Mikel Beyers	6-9	F	So.	Houston, Texas/Mesa CC
33	Jon Elmore	6-3	G	Sr.	Charleston, W.Va./VMI

Alphabetical Roster

No.	Name	Ht.	Pos.	Cl.	Hometown/Last School
2	Iran Bennett	6-9	F	R-Fr.	Durham, N.C./Hargrave Military Academy
31	Mikel Beyers	6-9	F	So.	Houston, Texas/Mesa CC
24	Cam Brooks-Harris	6-6	F	Fr.	Zanesville, Ohio/Zanesville HS
14	C.J. Burks	6-4	G	S.	Martinsburg, W.Va./Hedgesville HS
5	Jeremy Dillon	6-5	G	Fr.	Mingo, W.Va./Mingo Central HS
33	Jon Elmore	6-3	G	Sr.	Charleston, W.Va./VMI
21	Darius George	6-7	F	So.	Staunton, Va./Robert E. Lee HS
1	Taevion Kinsey	6-5	G	Fr.	Columbus, Ohio/Eastmoor Academy
4	DeAundra Murphy	6-3	G	Fr.	Huntington, W.Va./St. Joseph Catholic HS
12	Ante Sustic	6-10	F	Jr.	Split, Croatia/Highland CC
0	Christian Thieneman	6-5	F	Jr.	Louisville, Ky./Trinity HS
11	Luke Thomas	6-0	G	Fr.	Proctorville, Ohio/Fairland HS
23	Rondale Watson	6-4	G	Sr.	Lewisburg, W.Va./Wake Forest
13	Jarrold West	5-11	G	So.	Clarksburg, W.Va./Notre Dame HS
3	Jannson Williams	6-9	F	So.	Newnan, Ga./Newnan HS
25	Wilhelm von Arndt	6-0	G	Fr.	Stockholm, Sweden

Head coach: Dan D'Antoni (Marshall '70), fifth season

Assistant coaches: Mark Cline (Wake Forest, '88), ninth season, Scott Rigot (Buffalo '86), fifth season, Cornelius Jackson (Marshall '01) second season

Director of Ops: Neal Scaggs (Marshall '13)

Graduate assistant: Patrick Herlihy (Syracuse '17), Milan Mijovic (Marshall '17)

Athletic trainer: Chris Lapole (Marshall '98)



SQUAD BREAKDOWN

(8) Returning Players (2017-18 Stats)

Name	Cl.	Pos.	Ht.	GP-S	PPG	RPG	Note
Iran Bennett	R-FR	F	6-10	--	--	--	Sat out last season
C.J. Burks [^]	SR	G	6-4	34-34	20.3	4.1	Career-high 36 points at Rice (Feb. 15)
Jon Elmore [^]	SR	G	6-3	35-35	22.9	5.9	C-USA Tournament MVP, Lute Olson All-American
Darius George	SO	F	6-7	27-0	4.5	3.2	Career-high eight rebounds vs. NC Central (Nov. 22)
Christian Thieneman	JR	F	6-5	7-0	1.0	1.3	Season-high 3 rebounds vs. Akron (Dec. 19)
Rondale Watson	SR	G	6-4	24-2	8.0	3.7	Season-high 4 assists vs. Middle Tennessee (Jan. 18)
Jarrold West [^]	SO	F	5-11	35-34	7.9	2.7	Career-high 23 points and four steals at Illinois (Nov. 19)
Jannson Williams [^]	SO	F	6-9	34-7	5.5	3.4	Career-high 18 points vs. WKU (Jan. 16)

[^]returning starter

(3) Players Lost (2017-18 Stats)

Name	Cl.	Pos.	Ht.	GP-S	PPG	RPG	Note
Ot Elmore	SR	G	6-2	11-1	1.6	0.5	Graduated
Milan Mijovic	SR	F	6-9	25-22	1.0	4.1	Graduated; joined staff as graduate manager
Ajdin Penava [^]	JR	F	6-9	34-34	15.6	8.5	Signed pro contract with Kirolbet Baskonia
Marcus Reed	SR	G	5-10	3-0	0.3	3.1	Graduated

[^]starter

(8) Newcomers

Name	Cl.	Pos.	Ht.	Hometown	Last School
Mikel Beyers	SO	F	6-10	Houston, Texas	Mesa CC
Cam Brooks-Harris	FR	F	6-6	Zanesville, Ohio	Zanesville HS
Jeremy Dillon	FR	G	6-5	Mingo, W.Va.	Mingo Central HS
Taevion Kinsey	FR	G	6-5	Columbus, Ohio	Eastmoor Academy
DeAundra Murphy	FR	G	6-3	Huntington, W.Va.	St. Joe's HS
Ante Sustic	JR	F	6-10	Split, Croatia	Highland CC
Luke Thomas	FR	G	6-0	Proctorville, Ohio	Fairland HS
Wilhelm von Arndt	FR	G	6-0	Stockholm, Sweden	

By Class

Seniors (3): CJ Burks, Jon Elmore, Rondale Watson

Juniors (2): Ante Sustic, Christian Thieneman

Sophomores (4): Mikel Beyers, Darius George, Jarrod West, Jannson Williams

Freshmen (5): Iran Bennett, Cam Brooks-Harris, Jeremy Dillon, Taevion Kinsey, DeAundra Murphy, Luke Thomas, Wilhelm von Arndt

Pronunciation Guide

Christian **Thieneman** – THEE-nuh-man

Taevion Kinsey – Tay-VEE-on

Iran Bennett – Eye-run

DeAundra Murphy – Dee-ON-dra

Ante Sustic – Ahn-tay SOOS-tich

Wilhelm von Arndt – Will-helm

Rondale Watson – Ron-Dell

Dan D'Antoni - dan-TONY

Scott Rigot - ree-ZJOH

By Position

Guards (9): C.J. Burks, Jeremy Dillon, Jon Elmore, Taevion Kinsey, DeAundra Murphy, Luke Thomas, Rondale Watson, Jarrod West, Wilhelm von Arndt

Forwards (7): Iran Bennett, Mikel Beyers, Cam Brook-Harris, Darius George, Ante Sustic, Christian Thieneman, Jannson Williams

By State/Country

West Virginia (6): C.J. Burks, Jeremy Dillon, Jon Elmore, DeAundra Murphy, Rondale Watson, Jarrod West

Kentucky (1): Christian Thieneman

Ohio (3): Cam Brooks-Harris, Taevion Kinsey, Luke Thomas

Virginia (1): Darius George

Georgia (1): Jannson Williams

Texas (1): Mikel Beyers

North Carolina (1): Iran Bennett

Croatia (1): Ante Sustic

Sweden (1): Wilhelm von Arndt



DAN D'ANTONI

HEAD COACH FIFTH SEASON MARSHALL '70

Dan D'Antoni, a Marshall Athletics Hall of Famer, was named the Thundering Herd men's basketball coach on April 25, 2014. A former star MU point guard, D'Antoni helped Marshall to appearances in the 1967 and 1968 National Invitation Tournaments.

D'Antoni's fourth season saw Marshall end a 31-year NCAA tournament drought, win the program's first ever NCAA Tournament game, win Conference USA for the first time ever, beat multiple ranked teams for the first time in Thundering Herd history, have three players earn all-conference honors and win 25 games.

This year's Thundering Herd vanquished its postseason demons, captured its first Conference USA championship and received a Big Dance berth for the first time in 31 years. What followed elevated a season from unusual to unrivaled, as the Herd became the 28th No. 13 seed in the 34 years since the NCAA tournament expanded to 64 teams (now 68) to defeat a No. 4 seed (Wichita State). That was Marshall's first tournament win.

The Herd had never defeated multiple Top 25 teams in the same season, as it did in 2017-18, and records fell by the wayside. D'Antoni's fourth year saw the most points (3,017), most 3s (362) and most assists (615) by a Herd team in program history.

D'Antoni became the first coach in Marshall hoops history to improve his team's win total each of the first four seasons at the helm: 11 to 17 to 20 to 25. Only four coaches in Marshall hoops history have had back-to-back 20-win seasons and D'Antoni became the coach to reach that since Rick Huckabay did so in the 80s.

Other on the court honors included Jon Elmore, C.J. Burks and Ajdin Penava combining for six C-USA Player of the Week awards, three all-conference honors, one C-USA Tournament MVP, two all-tournament selections and one Defensive Player of the Year award. It was the second time three Marshall men's basketball players have been named to all-conference team in the same year since Keith Veney, John Brannen and Sidney Coles accomplished that in 1997.

Off the court, Elmore was named to the All-Academic team to become the second player ever in program history to be selected for the team three different times. The team as a whole also thrived in the classroom, as it had a cumulative 3.22 GPA.

In D'Antoni's third season, Marshall reached 20 wins and the Conference USA Conference Tournament final since 2012. Thanks to the team's "hillbilly style" of basketball, the Herd broke several records, including points (2,997) and 3-point field goals made (356), while having the No. 7 scoring offense in the nation.

Other on the court highlights included having three separate (Jon Elmore, Stevie Browning and Ryan Taylor) earn C-USA Player of the Week honors, which was the first time a Marshall team had three players recognized in the same season for player of the week honors since

the 1986-87 season, Taylor becoming the first player in program and league history to be named the Oscar Robertson National Player of the Week on Jan. 11 and Elmore and Taylor becoming the first Marshall duo to be named on C-USA teams since DeAndre Kane and Damier Pitts in 2012.

Marshall also had academic success during the 2016-17 season. Austin Loop became the first person in program history to be named to the All-Academic team three times, while Elmore became the second player in school history to earn the honor multiple times.

D'Antoni's second season at the helm of the Thundering Herd turned man heads across Conference USA and the country with the nation's No. 3 scoring offense. Marshall finished 17-16 and improved in nearly every statistical category to the year prior.

During the 2015-16 season, D'Antoni led the Herd to its first 12-win season in C-USA play, the best conference season Marshall has had since joining the league in 2005. His high-octane offense broke or tied 14 C-USA, school and Henderson Center records. The Herd earned a program-best No. 3 seed in the league tournament and reached the C-USA semifinals for the first time since the 2011-12 season.

The fan support was tremendous throughout the year. Home attendance averaged 5,574 fans per game, while conference games averaged an attendance of 6,022.

Off the court, the Herd hit many academic milestones as well. Seven players were named to the league's Commissioner's Honor Roll, while Jacob Kilgore earned the Commissioner's Academic Medal for achieving a cumulative GPA of 3.75 or better.

"Coaching Marshall basketball has always been a dream of mine," D'Antoni said as he was introduced as the Herd coach, "even when I was little."

D'Antoni, a native of Mullens, W.Va., is Marshall's 28th men's basketball coach. He signed a four-year contract.

"It's a dream-come-true for me to bring a Dan D'Antoni back to Marshall University," Marshall Athletic Director Mike Hamrick said of D'Antoni's hire. "It's where he belongs. It's taken a while, but he's here."

D'Antoni, 68, is the older brother of former NBA coach Mike D'Antoni. Dan served as one of Mike's assistant coaches for nine NBA seasons. He was a member of the Phoenix Suns' staff from 2005-06 through 2007-08. He spent four seasons on the New York Knicks' staff, then served as an assistant on the Los Angeles Lakers' staff for two seasons.

During his career, D'Antoni also served as the head coach of the Knicks' and Lakers' NBA Summer League teams.

After D'Antoni graduated from Marshall in 1970, he



joined the Herd staff as the head coach of the freshman basketball team, where he coached his younger brother, Mike, before becoming an assistant coach of the Herd varsity.

D'Antoni was named head basketball coach at Socastee High School in Myrtle Beach, S.C., in 1975. In 30 years at Socastee (1975-2005), D'Antoni accumulated over 500 wins and multiple coach of the year honors, while founding the Beach Ball Classic, one of the most prestigious high school basketball tournaments in the country. That event has featured more than 75 players who have gone on to play in the NBA.

D'Antoni was the head coach of the Beach Ball Select AAU basketball team, which featured future NBA players Raymond Felton and Ramon Sessions.

In March 2016, D'Antoni was elected to the South Carolina High School Basketball Coaches Association Hall of Fame.

D'Antoni was an All-State first team selection at Mullens High School. At Marshall, he was the starting point guard on Ellis Johnson's "Iron Man 5" that played in the 1967 and '68 NIT. The 1966-67 team reached the NIT semifinals, and D'Antoni led the tournament in assists as the Herd finished fourth. As a senior, he was an All-Mid-American Conference first team selection in 1968-69, when he led the Herd in scoring, at 17.5 points per game. D'Antoni was All-MAC second team his junior season.

D'Antoni is one of Marshall's 50 players to score 1,000 career points, with 1,109, and ranks 13th on the Herd's career free throw percentage list, at .774 (301-of-389).

D'Antoni -- whose given name is Lewis Joseph D'Antoni II -- was inducted into the Marshall Athletics Hall of Fame in 1990.

D'Antoni graduated from Marshall in 1970 with a degree in Speech and Physical Education, and also earned a Master's degree in Principles of Guidance from Marshall in 1972.

He is the father of three sons, all of whom played collegiate basketball: Matt played at Brown; Andrew attended the U.S. Military Academy at West Point and later served 3 1/2 years in Iraq, rising to the rank of captain in the U.S. Army; and Nick attended William & Mary, where he was captain of the basketball team. D'Antoni and his wife, Vanessa, also are parents of a daughter, Morgan.



THE D'ANTONI FILE

Hometown: Mullens, W.Va.

Alma Mater: Marshall University, 1970

Hired: April 25, 2014

Playing Exp.: 1966-70 Marshall

Coaching Exp.: 1970-71 Marshall Freshman, Head Coach
 1971-72 Marshall Varsity, Assistant Coach
 1975-2005 Socastee HS, Head Coach
 2005-08 Phoenix Suns, Assistant Coach
 2008-12 New York Knicks, Assistant Coach
 2012-14 Los Angeles Lakers, Assistant Coach
 2014- Marshall, Head Coach

Year-by-Year Record as Head Coach

Year	School	Overall	Conf.	Postseason
2014-15	Marshall	11-21	7-11	C-USA First Round
2015-16	Marshall	17-16	12-6	C-USA Semifinals
2016-17	Marshall	22-15	10-8	C-USA Title Game
2017-18	Marshall	27-11	13-5	NCAA 2nd Round

Given Name: Lewis Joseph D'Antoni II

Wife: Vanessa

Children: Matt, Andrew, Nick, Morgan

D'ANTONI VS. OPPONENTS

Team	Record	At MU	Last Meeting
Akron	1-3	1-3	12/2/17 (W, 86-64)
Arkansas State	0-1	0-1	12/20/14 (L, 67-58)
Charlotte	5-3	5-3	2/24/18 (W, 103-75)
Chattanooga	1-1	1-1	12/5/17 (W, 70-66)
Cincinnati	0-1	0-1	12/22/16 (L, 93-91)
Cleveland State	0-1	0-1	11/28/14 (L, 68-59)
Concord	1-0	1-0	11/26/17 (W, 106-70)
Eastern Illinois	1-0	1-0	12/9/15 (W, 82-76)
Eastern Kentucky	1-1	1-1	12/3/16 (L, 89-80)
FIU	4-1	4-1	2/8/18 (W, 76-66)
Florida Atlantic	5-1	5-1	2/10/18 (W, 79-68)
Grand Canyon	0-1	0-1	12/22/15 (L, 85-81)
Illinois	0-1	0-1	11/19/17 (L, 91-74)
Jackson State	1-0	1-0	11/21/16 (W, 7161)
James Madison	0-2	0-2	12/6/15 (L, 107-84)
Jacksonville State	1-0	1-0	11/14/14 (W, 74-55)
King	1-0	1-0	12/16/14 (W, 90-76)
Louisiana Tech	2-3	2-3	12/30/17 (W, 78-65)
Louisville	0-1	0-1	11/21/14 (L, 85-67)
Maryland	0-1	0-1	12/27/15 (L, 87, 86)
Middle Tennessee	3-6	3-6	3/3/18 (W, 76-67)
Morehead State	1-3	1-3	11/16/17 (L, 86-83)
Nevada	0-1	0-1	12/22/14 (L, 83-54)
North Texas	4-0	4-0	2/17/18 (W, 74-72)
North Carolina Central	3-0	3-0	11/22/17 (W, 92-84)
Ohio	2-1	2-1	12/16/17 (W, 99-96, ot)
Ohio State	0-1	0-1	11/25/16 (L, 111-70)
Old Dominion	4-5	4-5	2/22/18 (L, 84-79)
Penn State	0-1	0-1	12/6/14 (L, 73-69)
Pittsburgh	0-1	0-1	12/28/16 (L, 112-106)
Rice	3-1	3-1	2/15/18 (W, 93-80)
Savannah State	1-0	1-0	11/16/14 (W, 66-47)
South Carolina	0-1	0-1	12/1/14 (L, 77-59)
Southern	1-0	1-0	11/13/17 (W, 83-74)
Southern Miss	4-1	4-1	3/9/18 (W, 85-75)
Tennessee	0-1	0-1	11/19/15 (L, 74-84)
Toledo	2-0	2-0	12/9/17 (W, 93-87)
UAB	2-5	2-5	3/1/18 (L, 91-77)
UTEP	3-2	3-2	2/3/18 (W, 74-65)
UTSA	1-3	1-3	3/8/18 (W, 95-81)
UT-Martin	1-0	1-0	11/10/17 (W, 102-91 ot)
West Virginia	0-3	0-3	3/18/18 (L, 94-71)
West Virginia Tech	1-0	1-0	11/18/14 (W, 87-65)
West Virginia Wesleyan	1-0	1-0	12/19/16 (W, 81-65)
Western Carolina	1-0	1-0	11/19/16 (W, 98-63)
Wichita State	1-0	1-0	3/16/18 (W, 81-75)
William & Mary	0-1	0-1	11/29/17 (L, 114-104)
WKU	5-4	5-4	3/10/18 (W, 67-66)
Wyoming	1-0	1-0	12/21/15 (W, 90-82)
Xavier	0-1	0-1	12/19/17 (L, 81-77)

CHRISTIAN THIENEMAN

JUNIOR FORWARD

6-5/205

LOUISVILLE, KY.





O
JUNIOR FORWARD
6-5/205
LOUISVILLE, KY.
TRINITY HS

2017-18 (SOPHOMORE): Made eight appearances for Marshall ... averaged 1.0 points on 2-of-8 shooting (25 percent), 1-of-5 3-pointers (20 percent) and 3-of-7 (42.9 free throws), while he grabbed 1.5 rebounds per game and made one block ... made his season debut vs. Southern (Nov. 13), where he tied his season high with three points and pulled down two rebounds in eight minutes of play ... scored three points vs. Concord (Nov. 26) in 12 minutes of action ... pulled down a season-high three rebounds vs. Akron (Dec. 2) ... scored two points against West Virginia (March 18) ... named to the Conference USA Commissioner's Honor Roll.

2016-17 (REDSHIRT FRESHMAN): Made his collegiate debut vs. Western Carolina (Nov. 19) ... scored a career-high 10 points and grabbed a career-high seven rebounds at Florida Atlantic (Jan. 2) ... averaged 8.4 minutes, 1.4 points and 1.8 rebounds in 19 games ... dished out three assists and shot 9-of-23 (39.1 percent) field goals ... played a career-high 17 minutes against Old Dominion (Jan. 5) ... named to the Conference USA Commissioner's Honor Roll.

2015-16 (FRESHMAN): Redshirted, did not compete ... named to C-USA Commissioner's Honor Roll.

HIGH SCHOOL: Averaged 12 points and eight rebounds per game at Trinity High School ... Part of the school's first KHSAA State Championship win in 2012, going 35-3, with only one loss within the state of Kentucky ... Regional Champions in 2012 and 2014 ... First team All-7th District and All-Region ... All-City of Palms selection.

PERSONAL: Born Jan. 7, 1997 ... son of Phil and Allison Thieneman ... has two siblings, Alexandra and Creighton ... father, Phil, played basketball at Virginia Tech and played overseas for Switzerland after college ... major is business.

THIENEMAN'S 2017-18 HIGHS

Points

S: 3, twice

C: 10, at Florida Atlantic, 1/2/17

Field Goals Made

S: 1, twice

C: 4, at Florida Atlantic, 1/2/17

Field Goals Attempted

S: 4, vs. Concord, 11/26/17

C: 7, at Florida Atlantic, 1/2/17

3PT Field Goals Made

S: 1, vs. Southern, 11/13/17

C: 2, at Florida Atlantic, 1/2/17

3PT Field Goals Attempted

S: 2, twice

C: 4, at Florida Atlantic, 1/2/17

Free Throws Made

S: 1, vs. Concord, 11/26/17

C: 2, vs. West Virginia Wesleyan, 12/19/16

Free Throws Attempted

S: 2, vs. Concord, 11/26/17

C: 2, four times

Rebounds

S: 2, three times

C: 7, at Florida Atlantic, 1/2/17

Assists

S: --

C: 1, three times

Turnovers

S: 1, vs. Concord, 11/26/17

C: 1, four times

Blocked Shots

S: --

C: Same

Steals

S: --

C: 1, at Florida Atlantic, 1/2/17

CAREER STATISTICS

Season	gp-gs	min/avg	Total		3-Point		F-Throws		Rebounds				Scoring							
			fg-fga	pct	fg-fga	pct	ft-fa	pct	off	def	tot	avg	pf	fo	ast	to	blk	stl	pts	avg
2016-17	20-0	160/8.0	9-23	.391	4-15	.267	5-8	.625	6	29	35	1.8	16	0	3	5	0	1	27	1.4
2017-18	7-0	45/6.4	2-8	.250	1-5	.200	1-3	.333	1	8	9	1.3	8	0	0	3	1	0	6	0.9
TOTAL	27-0	205/7.6	11-31	.355	5-20	.250	6-11	.545	7	37	44	1.6	24	0	3	8	1	1	33	1.2

JANNSON WILLIAMS

SOPHOMORE FORWARD

6-9/215

NEWNAN, GEORGIA





3

SOPHOMORE FORWARD

6-9/215

NEWNAN, GEORGIA

NEWNAN HS

2017-18 (REDSHIRT FRESHMAN): Named the Bob Allen Most Improved Player by Marshall coaches ... made 35 appearances for the Herd and started eight games, while he started the final five games of the season ... averaged 5.4 points, 3.4 rebounds, 0.83 blocks, made 16 steals and collected eight assists on the season ... his 5.4 points came from 66-164 (49.3 percent) from field goals, 27-of-70 (38.6 percent) of shots from behind the arc and 31-41 (75.6 percent) of made free throws ... in his collegiate debut vs. Tennessee at Martin (Nov. 10), he played four minutes ... reached double figures for the first time after he scored 10 points vs. Concord (Nov. 26) from 3-of-4 FGs and 1-of-1 3-pointers, while he also added two rebounds ... grabbed seven rebounds and scored seven points vs. EKU (Dec. 22) ... scored a career-high 18 points vs. WKU after he shot 7-of-10 from the field, 4-of-6 from 3-point land and made 4-of-6 of his free throws, while he added six rebounds, one assist and one block ... at Charlotte (Jan. 11), he made his first collegiate start and scored seven points, collected four rebounds and made three blocks and a career-high two steals ... grabbed seven rebounds and scored two points vs. FIU (Feb. 8) ... made a career-high four blocks, pulled down four rebounds and added two points against Florida Atlantic (Feb. 10) ... at No. 25 Middle Tennessee (March 3), he collected his first career double-double after scored 13 points from 4-of-8 shooting and going a perfect 5-of-5 at the free throw line, while pulling down 11 rebounds ... scored 15 points from 5-of-8 shooting, 3-of-5 shots from 3-point land and 2-of-4 shots at the charity stripe, while he grabbed four rebounds against UTSA (March 8) ... scored 17 points after making 5-of-6 field goals 2-of-2 3-pointers and 5-of-6 free throws against Southern Miss (March 9) ... had a near double-double from nine rebounds and eight points against WKU (March 10), while his rebound in the final seconds of the game helped Marshall secure its first C-USA championship ... scored 10 points and grabbed seven rebounds vs. Wichita State (March 16) ... averaged 4.3 points per game in 15 games during November and December, and then 6.3 points per game in the final 20 games ... averaged 0.5 blocks in the first two months of the regular season, and doubled that number the rest of the way ... His 3-point percentage went from 34.7 percent through the New Year to 46.8 percent in the final three months ... doubled his rebounding total over the same span, from 1.6 per game to 3.2 per game ... During a five-game winning streak that saw the Herd beat nationally ranked Middle Tennessee on the road, win three games en route to the Conference USA crown and knock off Wichita State in the NCAA tournament, he averaged 12.6 points and 7.2 rebounds per game.

2016-17 (FRESHMAN): Redshirted, did not compete.

(HIGH SCHOOL): A 6-foot-9, 200-pound senior at Newnan High School in Georgia ... as a junior, he blocked 3.6 shots a game and pulled down 10-plus rebounds per contest ... named to the All-County Team by the Newnan Times-Herald newspaper.

WILLIAMS'S 2017-18 HIGHS

Points

S: 18, vs. WKU, 1/6/18

C: Same

Field Goals Made

S: 7, vs. WKU, 1/6/18

C: Same

Field Goals Attempted

S: 10, vs. WKU, 1/6/18

C: Same

3PT Field Goals Made

S: 4, vs. WKU, 1/6/18

C: Same

3PT Field Goals Attempted

S: 6, vs. WKU, 1/6/18

C: Same

Free Throws Made

S: 3, twice

C: Same

Free Throws Attempted

S: 4, twice

C: Same

Rebounds

S: 11, at No. 24 MTSU, 3/3/18

C: Same

Assists

S: 2, at UAB, 3/1/18

C: Same

Turnovers

S: 3, vs. Akron, 12/2/17

C: Same

Blocked Shots

S: 4, vs. FAU, 2/10/18

C: Same

Steals

S: 2, three times

C: Same

CAREER STATISTICS

Season	gp-gs	min/avg	Total		3-Point		F-Throws		Rebounds				Scoring							
			fg-fga	pct	fg-fga	pct	ft-fta	pct	off	def	tot	avg	pf	fo	ast	to	blk	stl	pts	avg
2017-18	34-7	576/16.9	65-133	.489	26-69	.377	31-41	.756	32	84	116	3.4	62	2	8	19	27	16	187	5.5
TOTAL	34-7	576/16.9	65-133	.489	26-69	.377	31-41	.756	32	84	116	3.4	62	2	8	19	27	16	187	5.5

JARROD WEST
SOPHOMORE GUARD
5-11/185
CLARKSBURG, W.VA.





13

SOPHOMORE
5-11/185
CLARKSBURG, W.VA.
NOTRE DAME HS

2017-18 (FRESHMAN): Earned the Charles Slack "Tough Man" Award given by the coaching staff ... one of two players (Jon Elmore) to play in all 36 contests, while he made 35 starts ... No. 72 in the nation in total steals (57) ... led the team in 3-point field goal percentage (41.2 percent) ... one of the team's leaders in points per game (7.8), assists (106), field goals (93), field goal attempts (216), 3-pointers (63), 3-point field goal attempts (153) and steals ... hit 63 3-pointers, tied for the third-most by a Herd freshman all-time ... West's 57 steals were the most ever by a Marshall freshman ... in his collegiate debut vs. Tennessee at Martin (Nov. 10), he scored 10 points and dished out five assists ... made five steals, scored eight points and pulled down three rebounds at Morehead State (Nov. 16) ... collected a season-high 23 points at Illinois (Nov. 19) ... reached 11 points from 4-of-7 FGs and 3-of-6 3-pointers, while he pulled down three rebounds collected five assists vs. N.C. Central (Nov. 22) ... against Concord (Nov. 26), he scored 11 points and had a season-high six assists ... at William & Mary (Nov. 29) made a career-high 6-of-8 3-pointers and scored 22 points ... pulled down four rebounds and scored 10 points vs. Akron (Dec. 2) ... made 4-of-10 field goals and 2-of-4 shots from behind the arc at Toledo (Dec. 9) to give himself 12 points ... collected six assists and pulled down three rebounds vs. Ohio ... in his C-USA debut, he scored 15 points from 5-of-11 shooting, 4-of-7 threes and 1-of-2 free throws against Southern Miss (Dec. 28) ... collected five assists and scored a team-high 20 points against WKU (Jan. 6) ... made 3-of-5 3-pointers and 3-of-4 free throws to score 12 points against Southern Miss (March 9) ... had a season-high streak of five consecutive games of double figure scoring from Nov. 22-Dec 2 ... from Feb. 10-17, he had three consecutive games of at least six assists ... pulled down a season-high five rebounds in three different contests ... named to the Conference USA Commissioner's Honor Roll.

(HIGH SCHOOL): Winner of the Bill Evans Award, given annually by the West Virginia Sports Writers Association to the state's top boys prep basketball player ... the first Class A player to win the honor since Mullens' Herbie Brooks in 1984 ... a first-team captain for the All-State team ... led his high school to the Class A state championship ... averaged 20.5 points along with six rebounds, six assists and six steals per game his senior season ... selected to the Class A all-state first team in three consecutive seasons ... As a junior, he averaged 25 points, five rebounds, five assists and four steals for his high school.

WEST'S 2017-18 HIGHS

Points

S: 23, at Illinois, 11/19/17
C: Same

Field Goals Made

S: 8, at William & Mary, 11/29/17
C: Same

Field Goals Attempted

S: 11, three times
C: Same

3PT Field Goals Made

S: 6, twice
C: Same

3PT Field Goals Attempted

S: 9, twice
C: Same

Free Throws Made

S: 4, at Illinois, 11/19/17
C: Same

Free Throws Attempted

S: 6, at Illinois, 11/19/17
C: Same

Rebounds

S: 5, three times
C: Same

Assists

S: 6, three times
C: Same

Turnovers

S: 5, vs. Southern Miss, 12/28/17
C: Same

Blocked Shots

S: 1, twice
C: Same

Steals

S: 5, at Morehead State, 11/16/17
C: Same

CAREER STATISTICS

Season	gp-gs	min/avg	Total		3-Point		F-Throws		Rebounds				Scoring							
			fg-fga	pct	fg-fga	pct	ft-fta	pct	off	def	tot	avg	pf	fo	ast	to	blk	stl	pts	avg
2017-18	35-34	1136/32.5	93-213	.437	63-152	.414	29-43	.674	13	80	93	2.7	74	2	102	51	2	56	278	7.9
TOTAL	35-34	1136/32.5	93-213	.437	63-152	.414	29-43	.674	13	80	93	2.7	74	2	102	51	2	56	278	7.9

C.J. BURKS

JUNIOR GUARD

6-4/196

MARTINSBURG, W.VA.





14
SENIOR
6-4/196
MARTINSBURG, W.VA.
HEDGESVILLE HS

2017-18 (JUNIOR): An All-Conference USA second team selection ... member of the NABC district 11 second team ... two-time league Player of the Week (Jan. 22 and Feb. 19) ... earned the Tamar Slay Excellence Award from Marshall coaches ... MVP of five games according to KenPom.com ... fifth in program history for points scored in a single season (702) ... his points total gave the Herd its first duo (him and Jon Elmore) to reach 700 points in a single season ... Elmore and Burks became the first tandem to each eclipse 700 points since 2009-10, when Duke's Jon Scheyer (728) and Kyle Singler (707) did it ... prior to that, MU never had two players eclipse 600 points in the season ... his 88.9 free throw percentage was No. 3 in team history in an individual season ... one half of the first Marshall duo to average 20 points since the 1957-58 season ... one of 26 players in Division I basketball since 1992-93 to eclipse 700 points, 80 3s and shoot at least 88 percent from the line in the same season ... was one of the national leaders in points per game (20.1 was No. 46 in the nation), made field goals (260 was 13th in the nation), made 3-pointers (86 was No. 99 in the nation), three-point field goal attempts (236 was No. 68 in the nation) and free throw percentage (No. 20) ... one of the conference's leaders in points per game (third), free throw percentage (second), 3-pointers per game (No. 7) ... during conference play, he was one of the league's leaders in scoring (21.8 ppg was second), field goal percentage (50.0 percent was No. 11), free throw percentage (89.7 percent was second), three-point field goal percentage (41.9 percent was No. 9) and three-pointers per game (3.1 was third) ... led the team in made field goals and free throw percentage ... was one of the team leaders in points, field goal attempts (551), 3-pointers, 3-point attempts, 3-point field goal percentage (36.4), free throws (96), free throw attempts (108), assists (107) and steals (36) ... appeared in 35 games and made 35 starts ... scored 23 points in the home opener against Tennessee at Martin (Nov. 10) from 9-of-21 shooting, four made 3-pointers and going 1-of-2 at the free throw line ... reached 27 points at William & Mary (Nov. 29) from shooting 11-of-21 from field goals, 3-of-8 from 3-pointers and a perfect 2-of-2 at the charity stripe ... collected 20 points against Akron (Dec. 2) from 7-of-15 FGs, 4-of-7 (57.1 percent) 3-pointers and going a perfect 2-of-2 from free throws, while also playing all 40 minutes of the contest ... vs. Chattanooga (Dec. 5), Burks scored 23 points and pulled down five rebounds ... his 23 points came from shooting 10-of-20 from the field and going 3-of-3 at the line ... reached 31 points against Ohio (Dec. 16) from 12-of-22 FGs, 3-of-9 3-pointers and 4-of-6 made free throws ... it was the first time Burks reached 30 points in his career ... collected 25 points in the non-conference finale vs. ECU (Dec. 22) thanks to going 10-of-14 from the field, 3-of-7 from behind the arc and 2-of-2 at the charity stripe and also dished out seven assists ... at Charlotte (Jan. 11), he scored 32 points after going making 12-of-19 FGs, hitting 4-of-7 of 3-pointers and going 4-of-4 from the free throw line, while also pulling down seven rebounds ... dished out a career-high eight assists and scored 19 points vs. WKU (Jan. 6) ... pulled down six rebounds and dished out two assists at Old Dominion (Jan. 13), while also scoring 24 points ... scored 25 points, pulled down six rebounds and distributed four assists against C-USA favorite Middle Tennessee on Jan 18 ... his 25 points came from making 9-of-16 field goals, going 5-of-8 from behind the arc and making 2-of-2 free throws ... reached 24 points from 7-of-16 shooting, 4-of-8 3-pointers and a perfect 6-of-6 free throws vs. UAB (Jan. 20) ... at WKU (Jan. 27), he collected 29 points after he shot 10-of-16 from the field, made 6-of-10 3-pointers and made all three of his free throws ... scored a career-high 36 points at Rice after he made 13-of-19 FGs, 6-of-7 shots from behind the arc and 4-of-4 free throws, while he also pulled down eight rebounds ... his 85.7 percent from 3-point land in that game was the third-best 3-point percentage recorded by a player in program history ... made the game-winning shot at North Texas (Feb. 17), while also scoring 26 points from 11-of-13 shots, 2-of-3 3-pointers and all two of his shots at the charity stripe ... scored a game-high points vs. UTSA (March 8) from making 9-of-16 FGs, 2-of-6 3-pointers and 4-of-4 free throws, while he also pulled down nine rebounds ... made a career-high four steals and scored 13 points in the NCAA game against No. 4 seed Wichita State ... from Jan. 11-Feb. 3 he did not miss a single free throw ... made 33 consecutive free throws from Feb.8-March 16 ... reached double figure scoring in 33 of 35 games ... scored at least 20 points in 17 games ... collected 30 points three times this season ... as it stands, his 1,235 points are No. 32 in program history ... led the team in scoring in 10 contests this season ... after Jan. 11, Burks made 96.9 percent of his free throws (63-of-65).

BURKS' 2017-18 HIGHS

Points
S: 36, at Rice, 2/15/18
C: Same

Field Goals Made
S: 13, at Rice, 2/15/18
C: Same

Field Goals Attempted
S: 22, twice
C: Same

3PT Field Goals Made
S: 6, twice
C: Same

3PT Field Goals Attempted
S: 14, vs. UT-Martin, 11/10/17
C: Same

Free Throws Made
S: 6, twice
C: 6, twice

Free Throws Attempted
S: 7, vs. La. Tech, 12/30/17
C: 9, vs. ODU, 1/5/17

Rebounds
S: 8, at Rice, 2/15/18
C: Same

Assists
S: 8, vs. WKU, 1/6/18
C: Same

Turnovers
S: 6, vs. Akron, 12/2/17
C: Same

Blocked Shots
S: 1, four times
C: 1, eight times

Steals
S: 3, vs. Concord, 11/26/17
C: 3, twice

CAREER STATISTICS

Season	gp-gs	min/avg	Total		3-Point		F-Throws			Rebounds				Scoring						
			fg-fga	pct	fg-fga	pct	ft-fta	pct	off	def	tot	avg	pf	fo	ast	to	blk	stl	pts	avg
2015-16	33-4	742/22.5	111-232	.478	34-105	.324	34-48	.708	16	50	66	2.0	52	0	61	37	2	32	290	8.8
2016-17	25-1	641/25.6	88-195	.451	28-73	.384	42-54	.778	13	52	65	2.6	50	0	57	54	7	19	246	9.8
2017-18	34-34	1242/36.5	257-536	.479	84-230	.365	92-104	.885	17	122	139	4.1	72	0	104	105	4	36	690	20.3
TOTAL	92-39	2625/28.5	456-963	.474	146-408	.358	168-206	.816	46	224	270	2.9	174	0	222	196	13	87	1226	13.3

DARIUS GEORGE
SOPHOMORE FORWARD
6-7/215
STAUNTON, VA.





21

SOPHOMORE FORWARD

6-7/215

STAUNTON, VA.

ROBERT E. LEE HS

2017-18 (FRESHMAN): Appeared in 28 contests for the Herd ... averaged 4.6 points per game from 49-97 (50.5 percent) made field goals, 14-43 (32.6 percent) of shots from behind the arc and 17-of-38 (44.7 percent) on free throws, while he averaged 3.1 rebounds, had eight assists, 10 blocks and 18 steals ... made his collegiate debut against Tennessee at Martin (Nov. 10), where he pulled down three rebounds in 10 minutes of action ... pulled down a career-high eight rebounds and scored five points vs. N.C. Central (Nov. 22) ... reached double figure scoring for the first time in his career when he collected 12 points from 4-of-6 FGs, 2-of-4 3-pointers and 2-of-4 free throws against Concord (Nov. 26), while he also added six rebounds, one steal and one assist ... grabbed seven rebounds, collected a career-high two assists, made four steals and scored eight points vs. Akron (Dec. 2) ... reached 13 points against Charlotte (Feb. 24) after he shot a perfect 6-of-6 from the floor and 1-of-1 from 3-point land and added two rebounds and one block ... scored a career-high 17 points at UAB (March 1) after he made 5-of-6 of his FGs, all 3-of-3 of his 3-pointers and 4-of-6 of his free throws, while he pulled down seven rebounds ... named to the Conference USA Commissioner's Honor Roll.

(HIGH SCHOOL): Valley District player of the year for the 2017 season ... 2A Player of the Year for the state of Virginia for the 2016-17 season ... the News Leader's 2016-17 All-City/County Player of the Year ... led his high school to become the 2A state champions in 2017 ... averaged 24.5 points per game and 9.7 rebounds his senior season ... scored 1,128 points to enter his senior season, averaging 22.5 points per game ... the Staunton, Va., native finished his junior season shooting 38 percent from the 3-point area, 58 percent of his field goals and scored more than 25 points in 11 different games ... he also led the Leemen with 115 defensive rebounds, 30 blocked shots and 54 steals.

GEORGE'S 2017-18 HIGHS

Points

S: 13, vs. Charlotte, 2/24/18

C: Same

Field Goals Made

S: 6, vs. Charlotte, 2/24/18

C: Same

Field Goals Attempted

S: 7, at William & Mary, 11/29/17

C: Same

3PT Field Goals Made

S: 2, twice

C: Same

3PT Field Goals Attempted

S: 4, vs. Concord, 11/26/17

C: Same

Free Throws Made

S: 2, vs. Concord, 11/26/17

C: Same

Free Throws Attempted

S: 4, vs. Concord, 11/26/17

C: Same

Rebounds

S: 8, vs. N.C. Central, 11/22/17

C: Same

Assists

S: 2, vs. Akron, 12/2/17

C: Same

Turnovers

S: 2, twice

C: Same

Blocked Shots

S: 2, vs. Ohio, 12/16/17

C: Same

Steals

S: 4, vs. Akron, 12/2/17

C: Same

CAREER STATISTICS

Season	gp-gs	min/avg	Total		3-Point		F-Throws		Rebounds				Scoring							
			fg-fga	pct	fg-fga	pct	ft-fga	pct	off	def	tot	avg	pf	fo	ast	to	blk	stl	pts	avg
2017-18	27-0	387/14.3	46-92	.500	13-41	.317	17-38	.447	26	60	86	3.2	53	3	8	19	10	18	122	4.5
TOTAL	27-0	387/14.3	46-92	.500	13-41	.317	17-38	.447	26	60	86	3.2	53	3	8	19	10	18	122	4.5

RONDALE WATSON

SENIOR GUARD

6-4/187

LEWISBURG, W.VA.





RONDALE WATSON



23
SENIOR GUARD
6-4/187
LEWISBURG, W.VA.
WAKE FOREST

2017-18 (JUNIOR): Made 25 appearances and two starts for Marshall as the team's primary "sixth man" ... one of the team's leaders in points per game (7.8) and rebounds per game (3.6) ... made 74-of-164 (45.1 percent) of his field goals and 23-of-64 (35.9 percent) of his 3-point attempts, while he averaged 1.32 assists per game, made 26 steals and recorded seven blocks ... in his Herd debut at No. 9 Xavier (Dec. 19), he scored 10 points, pulled down one rebound and made one steal ... collected 12 points from 5-of-6 FGs and 2-of-2 3-pointers and pulled down four rebounds vs. EKU (Dec. 22) ... scored a career-high 20 points in his first Marshall start vs. Southern Miss (Dec. 28) after he made a career-high eight-of-13 field goal attempts, 2-of-5 3-pointers and 2-of-2 free throws and added one rebound, one assist and two steals ... tied his career-high of 20 points at Charlotte (Jan. 11) when he made 8-of-15 field goals and 4-of-4 of his free throws, while he added three rebounds, one assist and one steal ... pulled down seven rebounds at Old Dominion (Jan. 13) ... dished out a season-high four assists and pulled down four rebounds vs. Middle Tennessee (Jan. 18) made a career-high 4-of-7 shots from behind the arc, while he made 6-of-12 FGs to score 16 points against UAB (Jan. 20) ... in his second start of the season for the Herd at UTSA (Feb. 1), he made a career-high four steals, collected five rebounds and scored six points ... grabbed seven rebounds and scored eight points at UTEP (Feb. 3) ... had a near double-double after he scored 18 points and pulled down a career-high nine rebounds vs. Florida Atlantic (Feb. 10) ... was third on the team with 15 dunks during the season

2016-17 (JUNIOR): Sat out due to NCAA transfer rules.

(PRIOR TO MARSHALL): Appeared in 12 games off the bench, including four ACC contests ... averaged 1.5 points and 0.8 rebounds per game ... scored a season-high six points (2-2 3FG) vs. Mount St. Mary's (Nov. 26) ... had five points in a season-high 16 minutes vs. Richmond (Dec. 28) ... made a 3-pointer at Boston College for his first career ACC points (Mar. 4) ... scored his first career point vs. Nicholls State (Nov. 24) ... made collegiate debut at Tulane (Nov. 17)

(HIGH SCHOOL): 2014 McDonald's All-America nominee ... three-time all-state selection, including first team honors as a senior in 2013-14 when he averaged over 20 points per game ... as a junior in 2012-13, named second team all-state after averaging 21.6 points, eight rebounds, three assists and three steals per game ... led the Spartans to a 20-5 record during his junior season ... named second team all-state as a sophomore at Oak Hill H.S. in West Virginia ... played AAU ball for the Mountain State Magic

(PERSONAL): Born March 13, 1996 in Beckley, W.Va ... son of Candice Brown and Wilson Watson, Jr. ... has one older sister (Maresha) ... full name is Rondale Ronny Watson

WATSON'S 2017-18 HIGHS

Points
S: 20, twice
C: Same

Field Goals Made
S: 8, twice
C: Same

Field Goals Attempted
S: 15, at Charlotte, 1/11/18
C: Same

3PT Field Goals Made
S: 4, vs. UAB, 1/20/18
C: Same

3PT Field Goals Attempted
S: 7, vs. UAB, 1/20/18
C: Same

Free Throws Made
S: 4, at Charlotte, 1/11/18
C: 4, twice

Free Throws Attempted
S: 4, at Charlotte, 1/11/18
C: 4, twice

Rebounds
S: 9, vs. FAU, 2/10/18
C: Same

Assists
S: 4, vs. MTSU, 1/18/18
C: 5, at Louisville, 11/3/16

Turnovers
S: 4, vs. MTSU, 1/18/18
C: Same

Blocked Shots
S: 1, five times
C: 1, six times

Steals
S: 2, vs. Southern Miss, 12/28/17
C: 3, vs. UCLA, 11/25/15

CAREER STATISTICS

Season	gp-gs	min/avg	Total		3-Point		F-Throws			Rebounds				Scoring						
			fg-fga	pct	fg-fga	pct	ft-fa	pct	off	def	tot	avg	pf	fo	ast	to	blk	stl	pts	avg
2017-18	24-2	626/26.1	73-160	.456	22-63	.349	23-35	.657	28	60	88	3.7	58	2	33	29	7	25	191	8.0
TOTAL	24-2	626/26.1	73-160	.456	22-63	.349	23-35	.657	28	60	88	3.7	58	2	33	29	7	25	191	8.0

JON ELMORE

SENIOR GUARD

6-3/187

CHARLESTON, W.VA.





33

SENIOR GUARD
6-3/187
CHARLESTON, W.VA.
VMI

2017-18 (JUNIOR): A Lute Olson All-American ... one of the finalists for the Lute Olson Player of the Year Award ... NABC District 11 first team ... earned All-Conference USA first team honors for the second consecutive year ... the lone player in program history to be named to the first team in consecutive seasons ... the lone player in MU history to be named to the league's first team multiple times ... C-USA Tournament MVP ... collected his MVP award after leading Marshall to its first C-USA trophy in Herd history after he averaged 22.7 points, 8.7 assists and 5.3 rebounds during three games ... first C-USA Tournament MVP in Marshall history ... three-time C-USA Player of the Week (Nov. 13, Dec. 2 and Feb. 26) ... first Herd player since James Kelly in 2016 to claim the honor three times in one season ... named the Hal Greer Most Valuable Player by Herd coaches ... made the league's All-Academic team for the third consecutive season ... the second student-athlete in program history (Austin Loop) to be named to the team in multiple seasons ... preseason All-Conference USA ... C-USA's all-time leader in double-doubles from points and assists (17) ... led the nation in triple-doubles (two) ... the first Marshall player since Hassan Whiteside (2009-10) to collect multiple triple-doubles in one season ... named the MVP of 13 games according to KenPom.com ... became the first Herd player (one of five players since 1990-91) to average 22 points, six assists and five rebounds per game ... one of two players (Oklahoma's Trae Young) to be in the top 10 nationally in both points and assists per game ... one of the nation's leaders in points per game (22.7 ppg was ninth in the nation), (6.8 apg was No. 9 in the nation), total points (816 was fifth in the nation), total assists (244 was No. 7 in the nation), made field goals (243 was 31st in the nation) field goal attempts (281 was third in the nation), three-point field goals (98 was No. 30 in the nation), 3-point field goal attempts (275 was 20th in the nation), three-pointers per game (2.72 is No. 82 in the nation), free throws made (232 was No. 3 in the nation), free throw attempts (281 was third in the nation) and steals (58 was No. 68 in the nation) ... broke the program records for points, assists, free throws and free throw attempts in a single season ... no other player in Marshall history has finished in the top five in both points and assists for a single season ... one of the program's leaders in points per game (No. 16), field goals (11th), field goal attempts (No. 6), 3-pointers made (fourth), 3-point field goal attempts (No. 2), free throw percentage (No. 19) and steals (fifth) ... among league records, Elmore was one of the top finishers in points scoring average (third), points (fifth), free throws (third), free throw attempts (fifth) and assists (third) ... one of MU's career leaders in points (1,888 is No. 4), 3-pointers (242 is third), free throws (518 is second) and assists (596 is No. 3) in just 96 career games ... in C-USA, the junior is among the league leaders in pointers (ninth), scoring average (eighth), made free throws (third), assists (sixth) and assist average (6.24 is fourth) ... the first player in league history to lead C-USA in both points and assists in consecutive years ... one half of the first scoring duo since Hal Greer and Leo Byrd were on campus in 1957-58 to average 20 points in one season ... Elmore and Mike D'Antoni are the only two players in Herd history to have multiple seasons in the top five in assists in a single season ... collected eight double-doubles this season ... the lone Marshall player to start and play in all 36 games this season ... scored 38 points against Tennessee at Martin (Nov. 10) and dished out eight assists ... the 38 points are tied for 20th in program history for the most points in a single game ... reached 27 points at Morehead State (Nov. 16) ... when he collected a double-double from 22 points and a career-high 13 assists against Concord (Nov. 26), he became the league's all-time leader in career double-doubles from points and assists, passing Marquette's Travis Diener ... had a near triple-double from 32 points, 12 assists and nine rebounds at William & Mary (Nov. 29) ... 13 of his 32 points came from free throws, which were a career-high and tied for No. 15 in school history for the most free throws in a single game ... his 25 points and eight rebounds at Toledo (Dec. 9) helped give Marshall its first non-conference road win of the Dan D'Antoni era ... collected his first career triple-double against Ohio (Dec. 16) from 10 assists, 10 rebounds and 20 points ... from Nov. 22-Dec. 16, Elmore reached 20 points in six consecutive games, which is a career-high ... collected 26 points, seven rebounds and five assists vs. EKU (Dec. 22) ... reached 11 assists and 13 points in the league opener against Southern Miss (Dec. 28) ... against Louisiana Tech (Dec. 30), he scored a game-high 32 points and pulled down nine rebounds ... grabbed his second career triple-double against UAB (Jan. 20) when he reached 14 points, 12 rebounds and 10 assists ... scored 23 points and pulled down 13 rebounds at UTSA (Feb. 1) ... made six 3-pointers and scored 22 points against FIU (Feb. 8) ... collected 28 points, pulled down seven rebounds and dished out six assists at Rice (Feb. 15) ... from Feb. 1-15, he made at least four shots from behind the arc in five straight games, which was a first in school history ... tied a career-high 38 points, while making 9-of-12 three-pointers against Charlotte (Feb. 24) ... those nine shots from behind the arc are tied for fourth in program history for the most shots in a single game, while the 75 percent is good for seventh in school history ... reached a game-high 23 points at No. 24 Middle Tennessee (March 3) ... had a near triple-double from 26 points, nine rebounds and nine assists vs. Southern Miss (March 9) ... shot 5-of-10 from behind the arc against the Golden Eagles in that contest ... scored 27 points from 9-of-21 shooting and 7-of-13 three-pointers against WKU (March 10) ... reached 27 points at No. 16 Wichita State (March 16) ... tied the school record for points in an NCAA tournament game with 27 (Cebe Price, 1956, vs. Morehead State) ... reached double digit scoring in 71 straight games, dating back to the 2016-17 season ... collected at least 20 points in 12 of his final 15 games ... led the team in scoring in 22 contests ... named to the Conference USA Commissioner's Honor Roll.

ELMORE'S 2017-18 HIGHS

Points
S: 38, twice
C: Same

Field Goals Made
S: 13, vs. Charlotte, 2/24/18
C: Same

Field Goals Attempted
S: 21, vs. UT-Martin, 11/10/17
C: Same

3PT Field Goals Made
S: 9, vs. Charlotte, 2/24/18
C: Same

3PT Field Goals Attempted
S: 14, vs. FIU, 2/8/18
C: Same

Free Throws Made
S: 13, twice
C: 15, vs. Southern Miss, 3/5/16

Free Throws Attempted
S: 14, twice
C: 17, at Chattanooga, 12/6/16

Rebounds
S: 13, at UTSA, 2/1/18
C: Same

Assists
S: 13, vs. Concord, 11/26/17
C: Same

Turnovers
S: 7, vs. Ohio, 12/16/17
C: 7, four times

Blocked Shots
S: 2, at Toledo, 12/5/17
C: 2, three times

Steals
S: 6, vs. Concord, 11/26/17
C: Same

CAREER STATISTICS

Season	gp-gs	min/avg	fg-fga	pct	fg-fga	pct	ft-fa	pct	off	def	tot	avg	pf	fo	ast	to	blk	stl	pts	avg
2015-16	25-25	866/34.6	111-295	.376	61-177	.345	98-122	.803	19	66	85	3.4	64	2	145	64	3	19	381	15.2
2016-17	35-35	1230/35.1	210-508	.413	83-236	.352	188-233	.807	21	131	152	4.3	63	0	207	109	7	40	691	19.7
2017-18	35-35	1343/38.4	239-542	.441	95-266	.357	228-277	.823	16	192	208	5.9	54	0	240	124	13	54	801	22.9
TOTAL	95-95	3439/36.2	560-1345	.416	239-679	.352	514-632	.813	56	389	445	4.7	181	2	592	297	23	113	1873	19.7



School	W	L	School	W	L	School	W	L	School	W	L
Akron	11	14	Florida State	3	1	New Mexico	0	1	Toledo	23	33
UAB	8	19	Fordham	1	0	New Orleans	2	1	Transylvania	1	2
Alabama State	1	0	Franciscan Univ. of Steubenville	4	2	NYU	1	0	Troy	2	1
Alderson-Broaddus	13	6	Fresno State	1	1	Niagara	2	0	Tulane	8	8
Alice Lloyd	1	0	Furman	26	19	North Carolina	0	3	Tulsa	6	9
Akron	13	13	Gardner-Webb	1	0	North Carolina A&T	3	0	Union College (Ky.)	3	0
American	1	0	Geneva College	1	0	NC Central	3	0	Valparaiso	1	0
Appalachian State	32	18	Georgetown (D.C.)	1	0	UNC-Asheville	3	1	Vanderbilt	0	1
Arizona State	1	0	Georgetown (Ky.)	6	4	UNC-Greensboro	1	0	Vermont	1	0
Arkansas-Little Rock	1	1	George Washington	6	4	UNC-Wilmington	3	2	Villanova	1	2
Arkansas-Monticello	2	0	Georgia	1	1	North Texas	5	1	Virginia	2	6
Arkansas State	0	3	Georgia Southern	10	2	Northern Illinois	10	5	VCU	0	2
Armstrong Atlantic State	1	0	Glenville State	3	4	Northwestern	1	0	VMI	33	15
Army	2	0	Grand Canyon	1	0	Northwestern State	2	0	Virginia Tech	10	9
Auburn	0	1	Hamline	1	2	Notre Dame	0	1	Wabash College	1	0
Austin Peay	3	4	Hampton	1	0	Ohio	48	55	Wake Forest	2	2
Baldwin-Wallace	3	0	Hardin-Simmons	1	0	Ohio State	0	2	Washburn	0	1
Ball State	5	6	Hartford	1	0	Ohio Wesleyan	10	9	Washington (Mo.)	1	1
Univ. of Baltimore	1	1	Hawaii	1	0	Oklahoma	0	2	Washington & Jefferson	0	1
Baylor	2	1	Hawaii Pacific	2	0	Oklahoma State	1	1	Washington & Lee	3	2
Belmont	1	1	High Point	5	0	Old Dominion	8	11	West Florida	1	0
Beloit	2	3	Hofstra	0	2	Oral Roberts	2	3	West Liberty	4	0
Bethany College (W.Va.)	3	2	Houston	4	6	Oregon	0	2	West Texas State	1	1
Binghamton	2	0	Howard	1	0	Otterbein	1	2	West Virginia	11	34
Bluefield State	6	1	Idaho	2	0	Pacific	1	0	West Virginia State	1	0
Boston College	1	0	Idaho State	1	0	Penn State	0	7	West Virginia Tech	18	6
Boston University	2	0	Illinois	0	1	Pennsylvania	1	0	West Virginia Wesleyan	30	13
Bowling Green	23	31	Illinois State	0	6	Pepperdine	2	3	Western Carolina	31	13
Bradley	1	1	Illinois Wesleyan	1	0	Peru State (Neb.)	2	0	Western Maryland	1	0
Brescia	1	0	Indiana	0	3	Pikeville College (Ky.)	1	0	Western Michigan	30	19
Brigham Young	1	1	Indiana State	5	2	Pittsburgh	0	5	Wheaton College (Ill.)	1	0
Brooklyn College	2	0	IUPUI-Ft. Wayne	1	0	Pitt-Johnstown	3	0	Wichita State	2	1
Brown	1	0	Iona	2	0	Portland	1	0	William & Mary	0	2
Bucknell	1	0	Iowa State	1	0	Presbyterian	2	0	Wilmington College (Ohio)	1	0
Buffalo	10	5	Jackson State	2	0	Princeton	2	1	Winthrop	3	0
Butler	0	2	Jacksonville	1	3	Purdue	0	1	Wisconsin	1	0
California	1	1	Jacksonville State	4	0	Radford	8	1	Wisconsin-Green Bay	0	1
Cal-Riverside	1	0	James Madison	1	3	Rhode Island	2	0	Wisconsin-Milwaukee	1	0
Campbell	1	0	John Carroll	1	0	Rice	11	3	Wisconsin-River Falls	1	0
Canisius	3	1	John Marshall	3	0	Richmond	1	0	Wittenberg	3	4
Capital	1	0	Kansas	0	1	Rio Grande	15	0	WKU	11	14
Carnegie Mellon	1	0	Kansas State	1	4	Roanoke	4	4	Wofford	1	0
Case Western Reserve	2	1	Kennesaw State	1	0	Robert Morris	3	2	Wright State	1	1
Cedarville	1	0	Kent State	26	28	Rutgers	0	2	Wyoming	2	2
UCF	10	6	Kentucky	0	12	Rutgers-Newark	3	0	Xavier	13	12
Central Michigan	9	5	Kentucky State	1	0	St. Bonaventure	3	2	Yale	1	1
Centre College	4	1	Kentucky Wesleyan	17	1	St. Francis (N.Y.)	3	3	Youngstown State	6	1
Univ. of Charleston (formerly MH)	96	26	King	1	0	St. Francis (Pa.)	16	6			
Charleston Southern	1	0	Lamar	1	1	St. John's (N.Y.)	1	0	Non-College Opponents		
Charlotte	10	6	LaSalle	1	1	St. Joseph's (Ind.)	2	0	Armco	0	1
Cincinnati	12	21	Lenoir-Rhyne	1	0	St. Louis	1	0	Army War College	3	0
The Citadel	33	10	Liberty University	1	0	St. Peter's	3	2	Ashland YMCA	2	4
CCNY	3	1	Lincoln Memorial University	2	0	St. Thomas Aquinas	0	2	Brooklyn YMCA	4	0
Clemson	3	1	Lipscomb	0	1	Salem International	28	10	Charleston High School	0	2
Cleveland State	4	2	Long Island	4	2	Sam Houston State	1	0	Charleston Senators	1	0
Colorado College	0	1	Longwood	3	0	Samford	3	2	Charleston Taw Club	0	1
Colorado State	3	1	Louisiana-Lafayette	3	3	San Diego	1	1	Cincinnati Church of Christ	0	2
Columbia	2	0	Louisiana Tech	2	6	San Diego State	0	1	Fenwick Club	0	1
Columbus State	1	0	Louisville	5	11	San Jose State	0	1	Fort Belvoir	2	1
Concord	15	2	Loyola (Ill.)	2	6	Savannah State	4	0	Fort Knox	1	0
Concordia-Chicago	1	0	Loyola (Md.)	5	0	Scranton	3	0	Greenbriar Military	0	1
Coppin State	1	0	Loyola Marymount	0	1	Seattle	0	1	Hinton	1	0
Creighton	1	0	Maine	1	0	Seton Hall	0	1	Huntington High School	1	1
Cumberlands	1	0	Manhattan	2	0	Shepherd	1	0	Ironton	1	0
Davidson	23	14	Marietta College	5	8	South Alabama	1	1	McArthur Collegians	1	0
Davis & Elkins	7	10	Marquette	1	3	South Carolina	2	5	Mexico	1	0
Dayton	24	6	Maryland	2	3	South Carolina State	1	1	Middleport YMCA	4	0
Delaware	1	0	Maryland-Eastern Shore	1	0	South Dakota	1	0	New York Celtics	0	1
Delaware State	1	1	Maryville (Tenn.)	1	0	South Dakota State	0	1	Ohio Mechanics	1	0
Denver	2	2	Massachusetts	3	3	South Florida	0	1	Parkersburg YMCA	0	1
DePaul	1	5	Memphis	2	13	Southern Illinois	0	1	Pentagon	1	0
DePauw	2	0	Mercer	1	0	SMU	8	1	Pomeroy	1	0
Detroit	1	4	Miami (Fla.)	1	2	Southern	1	0	Republic of China	1	0
District of Columbia	4	0	Miami (Ohio)	28	47	Southern Miss	13	9	Southeastern	0	1
Duquesne	1	3	Michigan State	0	1	Spring Hill	2	0	Southwestern	1	0
East Carolina	14	7	Middle Tennessee	5	11	Stephen F. Austin	0	1	Spencer High School	1	0
East Tennessee State	21	26	Milligan	2	0	Stetson	2	5	Toronto	1	0
Eastern Illinois	2	0	Minnesota State-Mankato	1	0	Stonybrook	1	0	Wheeling Coca-Cola	1	0
Eastern Kentucky	19	23	Mississippi	1	2	Syracuse	1	1			
Eastern Michigan	12	4	Mississippi State	1	0	Tampa	1	0	Total-All Games	1,460	1,094
Eastern Washington	1	0	Missouri-Kansas City	0	1	Temple	1	0	Bold indicates 2018-19 opponent		
Emory & Henry	5	0	Montana State	1	1	Tennessee	3	7			
Emporia State	2	0	Montclair State	1	0	Tennessee State	1	0			
Evansville	5	4	Morehead State	51	48	Tenn.-Chattanooga	20	29			
Fairfield	0	2	Morgan State	0	1	Tenn.-Martin	2	0			
Fairleigh Dickinson	2	0	Morningside	1	0	Tenn.-Tech	3	1			
Fairmont State	22	11	Mt. Union	1	1	Texas A&M	3	0			
FIU	6	1	Murray State	9	10	TCU	1	1			
Florida A&M	1	0	Muskingum	2	1	UT-Arlington	1	0			
Florida Atlantic	6	2	Nebraska	1	0	UTEP	5	11			
Florida Southern	1	0	Nevada	2	3	UTSA	3	3			
			New Hampshire	1	0	Texas Tech	0	1			



Miscellaneous Games/Wins/Losses Records (All Games)

Most Games Played vs Single Opponent	Most Wins vs Single Opponent	Most Losses vs Single Opponent
118 - Charleston (W.Va.)	92 - Charleston (W.Va.)	55 - Ohio
103 - Ohio	51 - Morehead State	48 - Morehead State
99 - Morehead State	48 - Ohio	47 - Miami (Ohio)
75 - Miami (Ohio)	33 - The Citadel, VMI	34 - West Virginia
56 - Toledo	32 - Appalachian State	33 - Toledo

AKRON AKR leads, 13-12 46-47 (-) A MAR 63-61 47-48 (-) H MAR 73-47 48-49 (F3) A AKR 55-51 49-50 (D23) H MAR 94-81 50-51 (M2) A MAR 84-81 51-52 (-) H MAR 113-81 74-75 (M3) H AKR 87-61 97-98 (D29) A AKR 68-52 (F25) H AKR 65-62 98-99 (J9) A MAR 76-67 99-00 (J5) A AKR 92-78 00-01 (J13) H MAR 77-68 01-02 (F5) H MAR 78-63 (M1) A MAR 104-87 02-03 (F12) H MAR 74-58 (M5) A AKR 79-71 03-04 (F2) A AKR 85-69 (M3) H MAR 78-68 04-05 (J19) H AKR 65-55 (M2) A AKR 71-64 11-12 (J1) H AKR 76-60 13-14 (J2) A AKR 59-58 14-15 (D30) A AKR 70-63 15-16 (D4) H AKR 75-65 16-17 (D17) A AKR 99-88 17-18 (D2) H MAR 86-64	24-25 (J24) A MAR 33-17 (F25) H MAR 48-23 25-26 (J22) A ALB 32-20 (M3) H MAR 44-25 26-27 (J21) A MAR 37-26 (F22) H MAR 34-13 27-28 (J19) A ALB 29-23 (F22) H MAR 30-20 28-29 (J15) A MAR 36-23 (F13) H MAR 59-21 37-38 (D14) A MAR 48-44 41-42 (J23) - ALB 58-55 42-43 (-) - MAR 64-39	05-06 (D17) H ASU 73-65 (J4) A MAR 64-60 09-10 (M22) H ASU 80-72	ARIZONA STATE MAR leads, 1-0 56-57 (D29) H MAR 98-73	ARKANSAS-LITTLE ROCK Series tied, 1-1 85-86 (D14) H MAR 79-76 88-89 (D31) A UALR 89-69	ARKANSAS-MONTICELLO (formerly Arkansas A&M) MAR leads, 2-0 50-51 (D26) H MAR 96-45 01-02 (N28) H MAR 93-63	ARKANSAS STATE ASU leads, 3-0 88-89 (D16) N ASU 81-73 13-14 (D21) H ASU 83-82 14-15 (D20) A ASU 67-58	ARMSTRONG ATLANTIC ST. MAR leads, 1-0 81-82 (N30) H MAR 100-91	ARMY MAR leads, 2-0 81-82 (N27) H MAR 71-53 89-90 (N24) N MAR 81-74	AUBURN AUB leads, 1-0 01-02 (D15) N AUB 78-60	AUSTIN PEAY APSU leads, 4-3 56-57 (D21) N MAR 61-60 75-76 (D6) H MAR 79-77 (D20) A APSU 96-79 85-86 (D13) H MAR 85-69 86-87 (D6) H APSU 73-68 88-89 (N25) A APSU 108-97 89-90 (J6) H APSU 79-78 ot	BALDWIN-WALLACE MAR leads, 3-0 55-56 (J20) A MAR 91-87 56-57 (F7) H MAR 102-80 75-76 (N29) H MAR 70-50	BALL STATE BSU leads, 6-5 97-98 (J10) H BSU 86-78 (J29) A BSU 90-82 (F28) A BSU 93-76 # 98-99 (F3) H MAR 73-66 99-00 (J24) H MAR 85-73 00-01 (J24) A MAR 77-72 (M8) N BSU 84-81 # 01-02 (J29) H MAR 98-95 ot 02-03 (J28) A BSU 96-75 03-04 (F24) H BSU 79-78 04-05 (F6) A MAR 90-81	UNIV. OF BALTIMORE Series tied, 1-1 40-41 (J-) - BAL 49-36	47-48 (J-) - MAR 87-40	BAYLOR MAR leads, 2-1 72-73 (D15) H MAR 82-72 86-87 (D30) A BAY 73-69 87-88 (D19) H MAR 79-68	BELMONT Series tied 1-1 11-12 (D19) H MAR 87-86 (D29) A BMT 79-74	BELOIT BEL leads, 3-2 47-48 (D-) - BEL 65-60 49-50 (D31) H MAR 71-56 (J2) A BEL 67-48 50-51 (D23) A BEL 102-71 (D29) H MAR 89-79	BETHANY COLLEGE (W.Va.) MAR leads, 3-2 10-11 (F1) H BET 35-15 11-12 (F10) A MAR 36-25 21-22 (F2) H BET 24-12 25-26 (F16) A BET 35-25 38-39 (J17) H MAR 71-21 41-42 (D19) - MAR 62-32	BINGHAMTON MAR leads, 2-0 09-10 (D7) A MAR 69-55 10-11 (D28) H MAR 85-60	BLUEFIELD STATE MAR leads, 6-1 21-22 (J14) A BLUE 28-26 (J20) H MAR 23-6 26-27 (F4) H MAR 41-20 27-28 (J11) H MAR 28-23 94-95 (N26) H MAR 112-67 97-98 (N22) H MAR 118-60 98-99 (N14) H MAR 105-64	BOSTON COLLEGE MAR leads, 1-0 55-56 (D29) N MAR 130-69	BOSTON UNIVERSITY MAR leads, 2-0 07-08 (N25) H MAR 70-47 08-09 (D6) A MAR 84-80	BOWLING GREEN BGSU leads, 31-23 53-54 (J23) H MAR 91-87 (F6) A BGSU 100-70 54-55 (F14) A MAR 91-89 (F20) H MAR 91-69 55-56 (F10) A MAR 87-85 (F20) H MAR 95-91 56-57 (J14) A BGSU 80-75 (F9) H MAR 87-66 57-58 (F1) A MAR 76-74 (F8) H MAR 101-87 58-59 (F7) H BGSU 88-85 3ot (F28) A BGSU 94-81 59-60 (F2) H MAR 85-75 (F27) A BGSU 90-86 60-61 (J28) H MAR 64-58 (F20) A MAR 67-60
ALABAMA STATE MAR leads, 1-0 11-12 (N11) H MAR 67-49	ALICE LLOYD MAR leads, 1-0 13-14 (D17) H MAR 121-57	AMERICAN MAR leads, 1-0 43-44 (D18) A MAR 61-25	APPALACHIAN STATE MAR leads, 32-18 76-77 (D30) H MAR 84-79 ot 77-78 (J23) A MAR 88-72 78-79 (D9) A ASU 81-56 (J27) H ASU 78-66 79-80 (D20) H MAR 74-65 (F4) A ASU 47-41 (F29) N MAR 91-76 + 80-81 (J5) H MAR 58-52 (J24) A ASU 75-56 (M6) N ASU 77-62 + 81-82 (J9) A ASU 65-60 (F15) H MAR 61-49 82-83 (J22) A MAR 95-76 (F25) H MAR 83-69 83-84 (J23) A ASU 84-83 (F13) H MAR 84-77 (M3) N MAR 97-67 + 84-85 (J14) A MAR 76-57 (F7) H MAR 93-82 85-86 (J11) H MAR 69-67 (F24) A MAR 60-59 86-87 (J10) H MAR 85-72 (F23) A MAR 75-69 ot (F27) N MAR 76-61 + 87-88 (J16) A MAR 88-80 (F22) H MAR 101-72 88-89 (J28) A MAR 83-76 (F27) H MAR 97-96 (M3) N MAR 83-69 + 89-90 (J27) H MAR 82-75 (F26) A ASU 82-69 90-91 (J26) A ASU 90-82 (F25) H MAR 96-86 91-92 (J25) H ASU 75-72 (F24) A ASU 68-61 92-93 (J6) A ASU 111-92 (J31) H MAR 82-79 93-94 (J4) H MAR 95-86 (J31) A ASU 102-77 94-95 (J14) H MAR 93-80 (F13) A MAR 70-69 (M3) N ASU 93-82 95-96 (J13) A ASU 89-87 (F14) H MAR 95-64 96-97 (J25) H MAR 70-67 (F10) A ASU 77-69 (M1) N MAR 84-78																				
ALDERSON-BROADDUS MAR leads, 13-6 07-08 (J24) A MAR 14-12 21-22 (J12) A ALB 23-11 (M4) H MAR 33-20 22-23 (J18) A ALB 21-11 23-24 (J19) A ALB 21-20 (F20) H MAR 27-24																							



SERIES VS. OPPONENTS

61-62	(J20)	A	BGSU	68-55
	(F10)	H	BGSU	73-70
62-63	(J19)	H	BGSU	93-77
	(F25)	A	BGSU	114-86
63-64	(F24)	A	BGSU	106-87
	(M7)	H	BGSU	106-72
64-65	(F22)	A	BGSU	114-93
	(M6)	H	BGSU	98-94
65-66	(J22)	H	BGSU	90-83
	(M2)	A	BGSU	105-95
66-67	(J6)	A	MAR	79-74
	(F11)	H	MAR	89-85
67-68	(J6)	A	BGSU	61-57
	(F3)	H	MAR	69-62
68-69	(J25)	H	MAR	100-98
	(F15)	A	BGSU	101-80
69-70	(J24)	A	BGSU	94-78
	(F14)	H	BGSU	83-82
70-71	(J23)	H	MAR	80-64
	(F13)	A	BGSU	112-99
71-72	(J22)	A	MAR	103-80
	(F12)	H	MAR	91-67
72-73	(J10)	A	BGSU	92-87
	(D20)	H	BGSU	95-88
76-77	(D20)	H	BGSU	95-88
80-81	(D30)	H	MAR	87-85
97-98	(J24)	A	MAR	69-67
	(F18)	H	MAR	70-52
98-99	(J19)	H	BGSU	81-67
	(F24)	A	BGSU	78-72
99-00	(J2)	A	BGSU	85-64
	(F26)	H	BGSU	88-83
00-01	(F14)	A	BGSU	82-69
	(F28)	H	MAR	63-55
01-02	(F9)	A	BGSU	83-60
02-03	(F8)	H	MAR	56-54
03-04	(J31)	A	BGSU	88-73
04-05	(J6)	H	BGSU	69-64
06-07	(D22)	H	BGSU	79-78

BRADLEY
Series tied, 1-1
 45-46 (D31) A MAR 54-47
 46-47 (F27) A BRAD 62-51

BRESCIA
MAR leads, 1-0
 09-10 (D16) H MAR 105-54

BRIGHAM YOUNG
Series tied, 1-1
 48-49 (D30) N MAR 83-64
 50-51 (D9) H BYU 70-57

BROOKLYN COLLEGE
MAR leads, 2-0
 44-45 (D-) A MAR 57-42
 82-83 (N29) H MAR 74-54

BROWN
MAR leads, 1-0
 82-83 (D10) H MAR 74-65

BUCKNELL
MAR leads, 1-0
 44-45 (D15) A MAR 52-49

BUFFALO
MAR leads, 10-5
 98-99 (J14) H MAR 82-62
 (F17) A MAR 73-63
 99-00 (F3) H MAR 93-61
 (F19) A MAR 88-72
 (M1) H MAR 83-66 #
 00-01 (D30) H MAR 85-75
 (M3) A MAR 86-73
 01-02 (J19) H BUF 82-78
 (F23) A BUF 87-62
 02-03 (J8) A MAR 69-63
 (J25) H MAR 87-77
 03-04 (J17) H MAR 86-74
 (F7) A BUF 77-58
 04-05 (J27) A BUF 78-65
 (F23) H BUF 68-55

BUTLER
BUT leads, 2-0
 95-96 (D10) H BUT 102-92
 96-97 (F5) A BUT 84-57

CALIFORNIA
Series tied, 1-1
 39-40 (J-) H MAR 51-47
 06-07 (N23) N CAL 72-70

CAL-RIVERSIDE
MAR leads, 1-0
 70-71 (D3) H MAR 98-89

CAMPBELL
MAR leads, 1-0
 81-82 (F13) H MAR 105-66

CANISIUS
MAR leads, 3-1
 73-74 (M4) H MAR 71-64
 74-75 (F8) A CAN 86-69
 94-95 (D10) N MAR 102-92
 99-00 (N20) N MAR 85-77

CAPITAL
MAR leads, 1-0
 74-75 (N30) H MAR 67-54

CARNEGIE MELLON
MAR leads, 1-0
 54-55 (D30) N MAR 101-82

CASE WESTERN RESERVE
MAR leads, 2-1
 53-54 (M2) H MAR 80-59
 54-55 (D11) H MAR 90-84
 54-55 (F26) A CWR 70-58

CEDARVILLE
MAR leads, 1-0
 47-48 (D-) - MAR 80-30

UCF
MAR leads, 10-6
 05-06 (J11) A MAR 73-69
 (M1) H MAR 73-61
 06-07 (J13) H UCF 78-71
 (F10) A UCF 75-58
 07-08 (F6) A UCF 77-63
 (F23) H MAR 71-66
 08-09 (J25) A UCF 87-69
 (F28) H MAR 67-62
 09-10 (J13) A MAR 81-75
 (F27) H MAR 121-115 3ot
 10-11 (J5) A UCF 65-58
 (M5) H MAR 83-69
 11-12 (J14) H MAR 65-64
 (F8) A UCF 67-60
 12-13 (F2) H MAR 75-71
 (F20) A MAR 82-70

CENTRAL MICHIGAN
MAR leads, 9-5
 72-73 (J13) H MAR 99-91
 73-74 (F2) A CMU 90-76
 94-95 (N30) A MAR 87-80
 (D19) H MAR 87-76
 97-98 (F7) H MAR 82-60
 98-99 (D30) H MAR 81-60
 99-00 (D30) H MAR 87-63
 (M5) N MAR 58-56 #
 00-01 (J27) A CMU 80-68
 01-02 (J16) A CMU 88-84
 (F27) H MAR 82-57
 02-03 (J14) H CMU 81-78
 03-04 (J3) A MAR 72-63
 04-05 (J2) H CMU 88-83

CENTRE COLLEGE
MAR leads, 4-1
 27-28 (F17) H GEN 30-24
 28-29 (F14) H MAR 42-26
 36-37 (J19) H MAR 33-29

36-37 (F2) A MAR 59-42
 40-41 (J-) - MAR 69-25

UNIV. OF CHARLESTON
 (formerly Morris Harvey College)
MAR leads, 96-26

07-08 (N28) A MAR 7-6
 (D20) A MAR 12-5
 08-09 (J-) A MAR 46-17
 09-10 (F4) H CHA 20-19
 (F19) H MAR 39-3
 (F25) A MAR 41-20
 11-12 (J12) A MAR 42-29
 12-13 (J1) H MAR 29-9
 13-14 (F6) H MAR 42-19
 16-17 (F7) H MAR 35-18
 (F10) A CHA 27-18
 (F19) N MAR 24-16
 17-18 (J27) A CHA 39-31
 (F16) H CHA 29-26
 (F20) A CHA 34-29
 20-21 (J19) H CHA 33-16
 (F20) A CHA 25-21
 (M8) H MAR 29-21
 23-24 (J26) H MAR 29-19
 (F9) A CHA 24-17
 24-25 (J16) H MAR 45-14
 (M5) H MAR 37-15
 25-26 (J23) A MAR 27-22
 (M4) H MAR 43-18
 26-27 (F27) A MAR 21-19
 (M3) H MAR 19-15
 27-28 (F3) H CHA 20-17
 (F27) A CHA 26-24
 (M1) H MAR 37-17
 28-29 (J25) H MAR 43-38
 (F26) A MAR 47-26
 (F28) H MAR 43-23
 29-30 (J23) H MAR 32-19
 (F14) A MAR 49-32
 (M4) H MAR 41-34
 30-31 (J10) H MAR 24-13
 (F25) A MAR 31-17
 (M5) H MAR 50-22
 31-32 (J15) H MAR 38-28
 (J30) A MAR 36-22
 (M3) H MAR 63-30
 32-33 (J10) A MAR 56-25
 (F14) A MAR 52-31
 33-34 (F13) H MAR 49-34
 (M1) A MAR 41-36
 34-35 (J5) A CHA 43-39
 (F5) H MAR 25-24
 35-36 (D-) A MAR 49-38
 (J-) H MAR 62-20
 39-40 (F-) A MAR 39-25
 (F-) H CHA 51-42
 42-43 (J-) - CHA 69-50
 (F-) - MAR 56-33
 45-46 (J-) - MAR 68-48
 (J-) - MAR 68-48
 (F-) - MAR 65-41
 46-47 (J-) - MAR 86-65
 (F-) - MAR 44-34
 47-48 (J-) - MAR 71-41
 (F-) - MAR 62-47
 50-51 (J11) H MAR 96-75
 (F7) A MAR 73-56
 51-52 (J-) H MAR 85-70
 (F-) A MAR 72-62
 52-53 (J-) H MAR 105-79
 (F-) A MAR 80-64
 53-54 (J12) H MAR 86-60
 (F20) H MAR 101-92
 54-55 (F5) H MAR 108-94
 (F17) H MAR 103-92
 55-56 (J18) H MAR 115-76
 (F25) A MAR 109-91
 56-57 (J5) H MAR 99-75
 (F14) A CHA 82-79
 57-58 (D21) H MAR 113-86
 (J9) A MAR 99-88
 60-61 (F1) H MAR 106-87
 61-62 (F8) A MAR 89-83

62-63 (D1) H CHA 76-72
 (D29) A MAR 84-80
 (J16) H MAR 109-85
 63-64 (D7) H MAR 78-71
 (J14) A CHA 90-81
 64-65 (D5) H CHA 98-96
 (J6) A MAR 109-76
 65-66 (D4) H CHA 84-83
 (J11) A MAR 82-79
 66-67 (D3) H MAR 110-87
 (J8) A CHA 86-79
 67-68 (D2) H MAR 83-69
 (J10) A MAR 101-93
 68-69 (N30) H CHA 82-81
 (J6) A CHA 71-70
 69-70 (D10) H MAR 100-96
 (J17) A CHA 99-93
 70-71 (J6) H MAR 119-76
 (J16) A MAR 87-75
 71-72 (J15) A MAR 88-69
 (J29) H MAR 78-68
 72-73 (D2) H MAR 85-70
 (J20) A MAR 95-72
 73-74 (D8) H MAR 84-69
 (J12) A MAR 73-64
 74-75 (F1) A MAR 90-63
 (F18) H MAR 98-87
 75-76 (J17) A MAR 90-61
 (F5) H MAR 74-64
 76-77 (J22) A MAR 69-67
 (F10) H MAR 76-73
 77-78 (D5) H CHA 74-71
 78-79 (N25) H MAR 85-74
 (J6) A CHA 53-39
 79-80 (D1) H CHA 78-69
 80-81 (N28) A MAR 74-54
 82-83 (J3) H MAR 83-50
 83-84 (J3) H MAR 92-59
 84-85 (N24) H MAR 93-80
 85-86 (N23) A CHA 94-73
 85-86 (J9) H MAR 106-100
 88-89 (D18) H MAR 122-84
 89-90 (J2) H MAR 86-62
 00-01 (N17) H MAR 109-75

CHARLESTON SOUTHERN
MAR leads, 1-0
 05-06 (D20) H MAR 82-53

CHARLOTTE
MAR leads, 10-6
 71-72 (F19) A MAR 89-69
 (F29) H MAR 76-59
 72-73 (D5) H MAR 74-59
 (F22) A MAR 69-65
 76-77 (M3) H UNCC 84-80
 77-78 (F11) A UNCC 82-71
 13-14 (F15) A MAR 59-56
 (M6) H UNCC 74-70
 14-15 (J10) H UNCC 77-72
 (M7) A UNCC 86-73
 15-16 (J21) A UNCC 103-95
 (F18) H MAR 87-72
 16-17 (J7) H MAR 111-93
 (F25) A MAR 93-89
 17-18 (J11) A MAR 91-83
 (F24) H MAR 103-75

CINCINNATI
CIN leads, 21-12
 21-22 (F18) A CIN 52-15
 31-32 (F18) A CIN 31-28
 32-33 (J18) H MAR 41-27
 (F17) A CIN 31-28
 33-34 (J6) H MAR 35-25
 (F17) A CIN 41-32
 34-35 (J12) H CIN 50-40
 (F15) A CIN 48-27
 35-36 (J18) H CIN 41-34
 (F14) A CIN 51-33
 36-37 (J9) H MAR 38-33
 (F13) A MAR 56-53
 37-38 (J15) H MAR 63-32
 (F18) A MAR 38-27

SERIES VS. OPPONENTS



38-39	(J17)	H	MAR	23-22
	(F18)	A	CIN	35-30
43-44	(J22)	H	MAR	55-49
	(F16)	A	CIN	65-37
44-45	(J15)	H	MAR	75-37
	(F3)	A	CIN	36-34
45-46	(J19)	A	CIN	49-47
	(F13)	H	MAR	60-53
46-47	(J31)	H	CIN	66-54
	(F18)	A	CIN	53-42
58-59	(D13)	A	CIN	106-86
59-60	(D5)	A	CIN	102-61
60-61	(M4)	H	CIN	69-57
61-62	(D16)	A	CIN	77-49
82-83	(D21)	A	CIN	88-81 ot
83-84	(D22)	H	MAR	77-50
00-01	(N21)	A	CIN	79-75
11-12	(D6)	A	MAR	73-69 ot
12-13	(D15)	N	CIN	72-56 @
16-17	(D22)	A	CIN	93-91 ot

THE CITADEL

MAR leads, 33-10				
62-63	(D19)	H	MAR	71-69
64-65	(D17)	H	CIT	96-84
76-77	(J31)	A	MAR	82-73
77-78	(J14)	H	MAR	85-81 ot
	(F4)	A	CIT	74-57
78-79	(J13)	H	CIT	58-57
	(F19)	A	CIT	75-69
79-80	(J26)	H	MAR	68-59
	(F18)	A	MAR	78-74 ot
	(F23)	H	MAR	100-66 +
80-81	(J31)	H	MAR	76-60
	(F23)	A	MAR	87-79
81-82	(J16)	H	MAR	74-61
	(F1)	A	CIT	77-62
82-83	(J15)	A	MAR	71-70
	(F24)	H	MAR	69-61
83-84	(J9)	A	CIT	84-76
	(F18)	H	MAR	85-71
84-85	(J30)	A	CIT	92-87 ot
	(F9)	H	MAR	75-65
	(M2)	N	MAR	79-68 +
85-86	(J18)	H	MAR	90-70
	(F10)	A	MAR	85-78
86-87	(J17)	A	MAR	72-69
	(F9)	H	MAR	96-92
87-88	(J23)	H	MAR	87-67
	(F15)	A	MAR	105-78
	(M4)	N	MAR	121-78 +
88-89	(J21)	H	MAR	62-53
	(F20)	A	CIT	100-80
89-90	(J20)	A	CIT	64-52
	(F19)	H	MAR	91-85
90-91	(J5)	A	MAR	90-81
	(F4)	H	MAR	90-78
91-92	(F3)	A	MAR	75-67
	(F29)	H	MAR	82-77
92-93	(J17)	H	MAR	62-50
	(F20)	A	CIT	68-52
93-94	(J17)	A	MAR	83-79 ot
	(F19)	H	MAR	85-64
94-95	(F4)	A	MAR	76-62
95-96	(F3)	H	MAR	98-54
96-97	(J13)	A	MAR	81-80 ot

CCNY

MAR leads, 3-1				
36-37	(D26)	A	CCNY	49-33
39-40	(D-)	A	MAR	60-26
79-80	(D8)	H	MAR	109-69
82-83	(D28)	H	MAR	113-54

CLEMSON

MAR leads, 3-1				
60-61	(D8)	H	MAR	82-65
61-62	(J13)	A	MAR	90-75
83-84	(D30)	N	MAR	63-61
96-97	(D30)	A	CLEM	73-57

CLEVELAND STATE

MAR leads, 4-2				
70-71	(F25)	H	MAR	101-76

71-72	(F3)	H	MAR	102-70
72-73	(D12)	A	MAR	79-72
89-90	(D16)	H	CSU	84-71
90-91	(D15)	A	MAR	81-79
14-15	(N28)	H	CSU	68-59

COLORADO COLLEGE

CC leads, 1-0				
40-41	(D19)	A	CC	35-31

COLORADO STATE

MAR leads, 3-1				
40-41	(D21)	A	MAR	35-31
54-55	(D13)	H	MAR	95-55
89-90	(D2)	H	MAR	65-58
90-91	(N26)	A	CSU	79-49

COLUMBIA

MAR leads, 2-0				
76-77	(D10)	H	MAR	79-78
79-80	(D28)	N	MAR	88-78

COLUMBUS STATE

MAR leads, 1-0				
-----------------------	--	--	--	--

CONCORD

MAR leads, 15-2				
22-23	(F13)	H	MAR	16-13
23-24	(F12)	H	MAR	18-13
24-25	(F14)	H	MAR	31-10
25-26	(F26)	A	MAR	34-31
26-27	(F11)	H	MAR	29-17
28-29	(J23)	H	MAR	47-41
	(F23)	A	CON	42-32
29-30	(J24)	H	MAR	40-34
31-32	(F19)	H	CON	24-15
45-46	(J-) -	MAR	61-44	
	(F-) -	MAR	58-53	
46-47	(J-) -	MAR	87-45	
	(J-) -	MAR	86-47	
47-48	(J-) -	MAR	88-53	
	(F-) -	MAR	78-62	
49-50	(D3)	-	MAR	84-45
17-18	(N26)	H	MAR	106-70

CONCORDIA-CHICAGO

MAR leads, 1-0				
46-47	(F26)	A	MAR	62-61

COPPIN STATE

MAR leads, 1-0				
12-13	(D8)	H	MAR	69-63

CREIGHTON

MAR leads, 1-0				
46-47	(J3)	H	MAR	54-46

CUMBERLANDS

MAR leads, 1-0				
08-09	(D20)	H	MAR	80-70

DAVIDSON

MAR leads, 23-14				
77-78	(D17)	H	MAR	108-80
	(J4)	A	MAR	87-64
78-79	(J15)	H	MAR	85-74
79-80	(D17)	H	MAR	115-97
	(J21)	A	DAV	81-53
80-81	(D8)	H	DAV	79-73 2ot
	(J10)	A	DAV	104-76
	(F28)	A	MAR	90-77 +
81-82	(J7)	A	MAR	67-65
	(J23)	H	DAV	61-59
82-83	(J31)	A	MAR	81-73
	(M5)	H	MAR	68-56
83-84	(F11)	H	MAR	80-69
	(F25)	A	MAR	66-65
	(M2)	N	MAR	78-68 +
84-85	(J19)	A	MAR	80-74 ot
	(F16)	H	MAR	65-63
	(M1)	N	MAR	83-71 +
85-86	(F3)	A	DAV	81-68
	(F22)	H	MAR	66-57
86-87	(F2)	H	MAR	76-67

	(F21)	A	MAR	96-90
	(M1)	N	MAR	66-64ot +
87-88	(F8)	A	DAV	79-76
	(F20)	H	MAR	83-71
92-93	(J24)	A	DAV	82-69
	(F27)	H	DAV	63-57
	(M5)	N	DAV	67-65 +
93-94	(D30)	H	MAR	75-71
	(F26)	A	DAV	87-68
94-95	(J28)	A	DAV	78-63
	(F25)	H	MAR	81-76
95-96	(J27)	H	DAV	106-57
	(F24)	A	DAV	83-77
	(M2)	N	DAV	92-77 +
96-97	(J8)	A	MAR	85-81
	(F3)	H	MAR	76-70

DAVIS & ELKINS

D&E leads, 10-7				
22-23	(J11)	A	D&E	47-35
	(M1)	H	D&E	31-25
23-24	(J17)	A	D&E	39-25
	(J31)	H	MAR	24-14
24-25	(J17)	H	D&E	33-13
	(J23)	A	D&E	31-19
27-28	(J21)	A	D&E	42-22
	(J28)	H	D&E	17-6
28-29	(J17)	A	D&E	54-23
	(F2)	H	D&E	50-34
33-34	(J26)	A	MAR	41-36
	(F27)	H	MAR	46-41
41-42	(F13)	-	MAR	83-37
52-53	(D5)	N	MAR	123-62
	(F12)	H	MAR	83-61
08-09	(J-) -	H	MAR	52-17
12-13	(J18)	H	D&E	28-27

DAYTON

MAR leads, 24-6				
34-35	(J7)	H	MAR	39-25
	(F26)	A	MAR	35-32
35-36	(J-) -	H	DAY	37-35
	(F-) -	A	MAR	38-27
36-37	(J5)	H	MAR	51-35
	(F20)	A	MAR	48-41
37-38	(J11)	A	MAR	49-28
	(F26)	H	MAR	56-31
38-39	(J21)	H	MAR	46-37
	(-) -	A	MAR	61-39
39-40	(J-) -	H	MAR	31-25
	(F-) -	A	MAR	61-25
40-41	(D-) -	H	MAR	78-42
	(J-) -	A	MAR	46-37
41-42	(J10)	H	MAR	43-37
	(F27)	A	MAR	55-31
42-43	(J-) -	H	DAY	52-45
	(F-) -	A	MAR	52-48
45-46	(F-) -	H	MAR	57-46
	(F-) -	A	MAR	88-42
46-47	(J-) -	H	MAR	65-61
	(F-) -	A	MAR	79-53
47-48	(M1)	H	DAY	58-52
48-49	(J10)	A	DAY	67-55
	(J22)	H	MAR	60-54
	(F25)	H	MAR	60-57
49-50	(J3)	A	DAY	68-41
	(F4)	H	MAR	81-74
00-01	(D2)	A	MAR	67-65
08-09	(D23)	A	DAY	62-50

DELAWARE

MAR leads, 1-0				
96-97	(J3)	H	MAR	89-78

DELAWARE STATE

MAR leads, 1-1				
84-85	(J2)	H	MAR	90-62
12-13	(J2)	H	DSU	53-51

DENVER

Series tied, 2-2				
40-41	(D20)	A	DEN	45-40
41-42	(D13)	H	MAR	47-45
47-48	(D22)	A	DEN	69-56

55-56	(D30)	N	MAR	79-78
DEPAUL				
DPL leads, 5-1				
73-74	(J16)	A	DPL	68-76
	(M2)	H	DPL	80-83
74-75	(D28)	A	DPL	104-77
	(J29)	H	MAR	107-96
75-76	(F14)	A	DPL	118-62
76-77	(F21)	H	DPL	93-74

DEPAUW

MAR leads, 2-0				
46-47	(F-) -	-	MAR	73-58
71-72	(J12)	H	MAR	102-76

DETROIT

DET leads, 4-1				
76-77	(F24)	A	DET	122-86
77-78	(D30)	H	DET	89-84
78-79	(D18)	A	DET	92-61
79-80	(J8)	H	DET	101-77
00-01	(N27)	H	MAR	77-69

DISTRICT OF COLUMBIA

MAR leads, 4-0				
89-90	(D1)	H	MAR	111-62
90-91	(J21)	A	MAR	90-71
91-92	(N25)	H	MAR	87-69
12-13	(N16)	N	MAR	80-58

DUQUESNE

DUQ leads, 3-1				
69-70	(D5)	A	DUQ	120-75
73-74	(J23)	H	MAR	78-75
74-75	(F13)	A	DUQ	83-72
78-79	(D29)	N	DUQ	88-83

EAST CAROLINA

MAR leads, 14-7				
68-69	(J18)	A	ECU	85-82
70-71	(J2)	H	MAR	107-79
73-74	(D29)	H	MAR	92-81
75-76	(D30)	N	ECU	70-67
05-06	(F1)	H	MAR	72-66
	(F18)	A		



87-88	(J18)	A	ETSU	84-74
	(F6)	H	MAR	77-72
88-89	(J30)	A	ETSU	101-84
	(F25)	H	MAR	97-88
	(M5)	N	ETSU	96-73 +
89-90	(J29)	H	ETSU	99-88
	(F24)	A	ETSU	84-74 ot
90-91	(J28)	A	ETSU	99-88
	(F23)	H	MAR	107-103 ot
91-92	(J27)	H	ETSU	72-66
	(F22)	A	ETSU	99-80
92-93	(J13)	A	ETSU	83-74
	(J30)	H	MAR	75-73
93-94	(J13)	H	ETSU	90-76
	(J29)	A	ETSU	103-85
94-95	(J21)	H	ETSU	85-82
	(F20)	A	MAR	74-61
95-96	(J20)	A	ETSU	82-76 ot
	(F19)	H	MAR	111-84
96-97	(F1)	A	ETSU	76-64
	(F17)	H	MAR	80-69
04-05	(N23)	H	MAR	80-76
05-06	(N28)	A	ETSU	91-63
07-08	(N20)	H	MAR	84-83 ot
	(D4)	A	ETSU	79-73
08-09	(D2)	H	ETSU	76-72
13-14	(N30)	A	ETSU	88-78

EASTERN ILLINOIS

MAR leads, 2-0

46-47	(D-)	N	MAR	67-60
15-16	(D9)	H	MAR	82-76

EASTERN KENTUCKY

EKU leads, 22-20

24-25	(F20)	A	MAR	47-28
49-50	(J14)	H	EKU	65-49
	(F10)	A	EKU	71-55
	(F22)	N	EKU	66-62 ^
50-51	(J17)	A	EKU	87-61
	(F10)	H	EKU	79-75
	(F22)	N	EKU	91-54 ^
51-52	(D8)	A	EKU	78-73
	(F16)	H	EKU	77-68
58-59	(D8)	H	MAR	88-82
59-60	(D12)	A	EKU	90-82
	(F22)	H	MAR	86-79
60-61	(D5)	A	EKU	84-67
	(F23)	H	EKU	70-58
63-64	(D11)	A	EKU	85-73
	(F8)	H	MAR	85-73
64-65	(D9)	A	EKU	94-66
	(M3)	H	EKU	94-92
65-66	(D11)	H	MAR	88-75
	(F9)	A	EKU	93-86
66-67	(D7)	A	MAR	99-88
	(J4)	H	MAR	112-83
67-68	(D13)	A	EKU	76-73
	(J20)	H	MAR	86-71
68-69	(D11)	A	EKU	100-95
	(J30)	H	MAR	81-79
72-73	(J6)	H	MAR	83-72
	(F3)	A	MAR	100-76
73-74	(J5)	H	MAR	63-60
	(F4)	A	EKU	83-77
74-75	(D21)	H	MAR	102-89
	(J8)	A	EKU	79-78
75-76	(D2)	H	MAR	75-71
	(F9)	A	EKU	104-78
76-77	(D18)	N	EKU	97-93
	(F16)	A	EKU	81-79
87-88	(D5)	H	MAR	62-61
94-95	(D6)	A	MAR	88-71
	(J2)	H	MAR	89-64
15-16	(D12)	H	MAR	96-72
16-17	(D3)	A	EKU	89-80
17-18	(D22)	H	MAR	91-71

EASTERN MICHIGAN

MAR leads, 12-4

82-83	(D30)	H	MAR	71-68
83-84	(N29)	A	MAR	77-65
84-85	(D28)	H	EMU	63-62

85-86	(D16)	A	MAR	72-65
97-98	(J5)	A	EMU	99-82
98-99	(J2)	H	MAR	71-51
	(F6)	A	MAR	79-70
99-00	(J15)	H	MAR	83-68
00-01	(J15)	A	MAR	72-46
01-02	(J12)	H	MAR	97-75
02-03	(F3)	A	EMU	90-81
	(M10)	H	MAR	83-75 #
03-04	(F11)	H	MAR	75-68
	(M8)	H	MAR	78-59
04-05	(N30)	A	EMU	90-88
	(F9)	H	MAR	81-75

EASTERN WASHINGTON

MAR leads, 1-0

46-47	(M8)	N	MAR	56-48
-------	------	---	-----	-------

EMORY&HENRY

MAR leads, 5-0

30-31	(F14)	A	MAR	35-28
38-39	(J30)	A	MAR	52-46
	(F12)	H	MAR	47-45
39-40	(J-)	H	MAR	68-39
	(J-)	A	MAR	65-26

EMPORIA STATE

MAR leads, 2-0

46-47	(M9)	N	MAR	56-55
48-49	(D11)	H	MAR	90-47

EVANSVILLE

MAR leads, 5-4

45-46	(J-)	-	EVAN	46-43
46-47	(F-)	-	EVAN	73-69
47-48	(J-)	-	MAR	65-60
49-50	(D27)	H	MAR	83-71
50-51	(J31)	A	EVAN	62-53
51-52	(D)	H	MAR	88-78
	(J-)	A	MAR	78-72
05-06	(N18)	A	EVAN	91-81
	(N26)	H	MAR	70-67

FAIRFIELD

FAIR leads, 2-0

72-73	(M18)	N	FAIR	80-76 <
73-74	(F23)	N	FAIR	86-63

FAIRLEIGH DICKINSON

MAR leads, 2-0

74-75	(F5)	H	MAR	54-44
75-76	(F7)	H	MAR	58-52

FAIRMONT STATE

MAR leads, 22-11

23-24	(J18)	A	MAR	21-15
	(F1)	H	MAR	26-10
24-25	(J23)	A	MAR	19-16
	(J31)	H	FS	23-13
25-26	(J8)	H	FS	17-16
	(F17)	A	FS	27-20
26-27	(J20)	A	FS	37-27
	(F1)	H	FS	37-29
27-28	(J18)	A	FS	40-22
	(F10)	H	MAR	46-32
28-29	(J18)	A	MAR	47-30
	(F8)	H	MAR	53-33
29-30	(J12)	A	FS	24-23
	(F5)	H	MAR	45-34
30-31	(J15)	A	FS	46-35
	(F4)	H	MAR	47-31
31-32	(F4)	A	FS	33-32
	(F15)	H	MAR	35-27
32-33	(J26)	A	MAR	49-44
	(J31)	H	FS	29-23
33-34	(J25)	A	FS	29-26
	(F24)	H	MAR	35-26
34-35	(J11)	A	MAR	32-30
	(F13)	H	MAR	34-29
35-36	(F-)	A	MAR	64-36
	(F-)	H	MAR	70-40
43-44	(D-)	-	MAR	43-24
	(D-)	-	MAR	44-30
44-45	(D-)	-	MAR	53-32

45-46	(F-)	-	MAR	71-35
	(J-)	-	MAR	82-47
	(F-)	-	MAR	66-51
50-51	(D2)	H	MAR	84-34

FIU

MAR leads, 6-1

10-11	(N29)	H	MAR	88-79
13-14	(J30)	H	MAR	80-68
14-15	(J15)	A	FIU	66-62 ot
	(F26)	H	MAR	87-69
15-16	(J9)	H	MAR	99-81
16-17	(D31)	A	MAR	94-70
17-18	(F8)	H	MAR	76-66

FLORIDA A&M

MAR leads, 1-0

86-87	(D18)	H	MAR	90-85
-------	-------	---	-----	-------

FLORIDA ATLANTIC

MAR leads, 6-2

13-14	(F1)	H	FAU	65-57
	(M11)	N	MAR	63-59 \$
14-15	(J17)	A	FAU	76-62
	(F28)	H	MAR	79-63
15-16	(J7)	H	MAR	90-67
16-17	(J2)	A	MAR	89-72
	(M8)	N	MAR	89-74
17-18	(F10)	H	MAR	79-68

FLORIDA SOUTHERN

MAR leads, 1-0

64-65	(J16)	H	MAR	110-81
-------	-------	---	-----	--------

FLORIDA STATE

MAR leads, 3-1

57-58	(J25)	H	MAR	109-68
66-67	(J25)	A	MAR	77-71
72-73	(F26)	A	MAR	71-59
74-75	(D7)	A	FSU	90-63

FORDHAM

MAR leads, 1-0

75-76	(D13)	H	MAR	86-72
-------	-------	---	-----	-------

FRANCISCAN U. OF STUBENVILLE

(formerly College of Steubenville)

MAR leads, 4-2

63-64	(F27)	H	MAR	71-56
64-65	(D1)	A	FUS	85-78
	(F18)	H	FUS	83-75
65-66	(F12)	H	MAR	94-82
66-67	(D19)	A	MAR	85-81 +
73-74	(J19)	H	MAR	54-39

FRESNO STATE

Series tied, 1-1

84-85	(D10)	A	FSU	63-58
85-86	(D20)	H	MAR	55-44

FURMAN

MAR leads, 26-19

38-39	(F2)	A	MAR	84-33
77-78	(J7)	A	FUR	102-77
	(J28)	H	MAR	69-60
	(M4)	N	FUR	69-53 +
78-79	(D16)	H	FUR	74-61
	(F17)	A	FUR	71-61
79-80	(J28)	H	MAR	83-67
	(F16)	A	FUR	61-57
	(M1)	N	FUR	80-62 +
80-81	(J19)	H	MAR	98-80
	(F21)	A	FUR	92-90 ot
81-82	(D15)	H	MAR	84-74
	(J30)	A	FUR	100-77
82-83	(J17)	A	MAR	70-54
	(M2)	H	MAR	78-69
	(M10)	N	FUR	67-60 +
83-84	(J7)	A	MAR	93-74
	(J16)	H	MAR	80-61
84-85	(J26)	H	MAR	67-60
	(F4)	A	MAR	90-62
85-86	(J20)	H	MAR	68-58
	(F8)	A	FUR	82-81

86-87	(J19)	A	MAR	76-72
	(F7)	H	MAR	82-61
	(F28)	N	MAR	77-64 +

87-88	(J25)	H	MAR	88-68
-------	-------	---	-----	-------

	(F13)	A	MAR	70-69 ot
--	-------	---	-----	----------

88-89	(J23)	H	FUR	77-69
-------	-------	---	-----	-------

	(F18)	A	FUR	94-86
--	-------	---	-----	-------

	(M4)	N	MAR	91-68 +
--	------	---	-----	---------

89-90	(J22)	A	MAR	78-55
-------	-------	---	-----	-------

	(F17)	H	MAR	88-79
--	-------	---	-----	-------

	(M2)	N	FUR	82-77 +
--	------	---	-----	---------

90-91	(J7)	A	FUR	75-72
-------	------	---	-----	-------

	(F2)	H	FUR	88-63
--	------	---	-----	-------

91-92	(F1)	A	FUR	93-82
-------	------	---	-----	-------

	(M2)	H	FUR	82-66
--	------	---	-----	-------

	(M6)	N	MAR	83-76 +
--	------	---	-----	---------

92-93	(J23)	H	MAR	92-83
-------	-------	---	-----	-------

	(F28)	A	MAR	88-84
--	-------	---	-----	-------

93-94	(J22)	H	MAR	64-60
-------	-------	---	-----	-------

	(F28)	A
--	-------	---

SERIES VS. OPPONENTS



20-21 (J10) - GLE 31-30	ISU leads, 6-0	95-96 (D2) A KSU 106-88	MAR leads, 17-1
22-23 (F9) H MAR 22-13	73-74 (J30) A ISU 103-80		18-19 (F1) H MAR 26-24
23-24 (F28) H MAR 25-24	74-75 (J22) H ISU 80-77	KENNESAW STATE	22-23 (F24) H MAR 28-27
26-27 (J13) H GLE 26-13	75-76 (J26) A ISU 83-64	MAR leads, 1-0	23-24 (F15) H MAR 26-20
27-28 (F1) H GLE 23-22	76-77 (F5) H ISU 103-91	05-06 (D30) N MAR 77-74 ot	24-25 (F19) A MAR 27-20
29-30 (F28) H GLE 36-32	02-03 (F22) H ISU 57-53		(M3) H MAR 23-15
10-11 (N15) H MAR 93-48	04-05 (D11) A ISU 79-67	KENT STATE	37-38 (F8) H MAR 77-26
		KSU leads, 28-26	42-43 (F-) H MAR 63-46
GRAND CANYON	ILLINOIS WESLEYAN	53-54 (J9) H MAR 102-78	45-46 (D-) H MAR 58-36
GCU leads, 1-0	MAR leads, 1-0	(F8) A KSU 67-61	(D-) H MAR 73-35
15-16 (D22) N L 85-81	46-47 (F28) A MAR 70-60	(J22) A KSU 92-73	(J-) A MAR 57-53
		54-55 (J17) H MAR 86-59	46-47 (D-) H MAR 76-53
HAMLIN	INDIANA	(J21) H MAR 97-83	(F-) A MAR 61-53
HAM leads, 2-1	IND leads, 3-0	(J28) A MAR 110-108	47-48 (F-) A MAR 77-64
45-46 (D29) N HAM 58-54	33-34 (D28) H IND 36-20	(J19) H MAR 108-67	(F-) H MAR 75-50
46-47 (M7) N MAR 55-54	40-41 (D14) A IND 53-22	(J26) A MAR 76-60	48-49 (F12) A MAR 77-57
47-48 (D-) - HAM 51-39	90-91 (D27) N IND 91-67	57-58 (J4) H MAR 69-49	(F18) H KW 86-68
		(F14) A MAR 70-52	49-50 (J7) A MAR 105-54
HAMPTON	INDIANA STATE	58-59 (J24) H MAR 84-83	(J30) H MAR 93-57
MAR leads, 1-0	MAR leads, 5-2	(J31) A KSU 79-61	
95-96 (J6) H MAR 123-95	46-47 (D-) A MAR 66-58	(J9) H MAR 92-75	KING
	47-48 (D-) H ISU 62-37	(J26) A KSU 101-70	MAR leads, 1-0
	(J-) A MAR 66-58	60-61 (J7) H MAR 73-72	14-15 (D16) H MAR 90-76
HARDIN-SIMMONS	48-49 (D18) N MAR 66-65	(M1) A KSU 83-81	
MAR leads, 1-0	(J8) H MAR 71-63	61-62 (J27) H MAR 81-61	LAMAR
48-49 (D21) A MAR 62-59	(F14) A ISU 72-43	(F28) A MAR 79-77 ot	Series Tied 1-1
	53-54 (F27) A MAR 96-81	(F6) A KSU 73-69	84-85 (J9) H LAM 75-67
HARTFORD		(F16) H MAR 61-52	09-10 (N25) H MAR 87-74
MAR leads, 1-0	IUPUI-FORT WAYNE	62-63 (J29) A KSU 70-65	
87-88 (D12) N MAR 78-74	MAR leads, 1-0	(F15) H KSU 76-74	LASALLE
	00-01 (D18) H MAR 99-70	64-65 (J27) A KSU 91-89	Series tied, 1-1
HAWAII		(F13) H KSU 80-72	69-70 (D13) H MAR 97-88
MAR leads, 1-0	IONA	65-66 (D15) A KSU 103-95	70-71 (D12) A LAS 76-75
46-47 (M3) H MAR 84-57	MAR leads, 2-0	(J8) H MAR 104-87	
	53-54 (J2) N MAR 93-81	66-67 (F8) A MAR 65-61	LENIOR-RHYNE
HAWAII PACIFIC	11-12 (D11) H MAR 82-63	(M4) H MAR 77-76 ot	MAR leads, 1-0
(formerly Hawaii Loa)		67-68 (D16) H MAR 81-65	38-39 (F1) A MAR 55-46
MAR leads, 2-0	IOWA STATE	(M2) A MAR 90-75	
84-85 (D1) A MAR 106-62	MAR leads, 1-0	68-69 (F8) H KSU 78-61	LIBERTY UNIVERSITY
85-86 (N30) N MAR 77-71	70-71 (D18) H MAR 90-66	(F26) A MAR 65-60	(formerly Liberty Baptist College)
		69-70 (F7) A KSU 78-70	MAR leads, 1-0
HIGH POINT	JACKSON STATE	(F25) H MAR 71-66	80-81 (F16) H MAR 75-63
MAR leads, 5-0	MAR leads, 2-0	86-87 (N29) A KSU 73-69	
37-38 (J4) H MAR 55-37	10-11 (N22) H MAR 66-60	87-88 (D30) H MAR 82-67	LINCOLN MEMORIAL U.
(F10) A MAR 73-54	16-17 (N21) H MAR 71-61	97-98 (D20) H MAR 73-68	MAR leads, 2-0
04-05 (D21) H MAR 74-73		(F23) A KSU 87-62	36-37 (D15) A MAR 82-27
09-10 (D20) H MAR 109-76	JACKSONVILLE	98-99 (J16) H MAR 67-60	36-37 (J29) H MAR 70-38
11-12 (D17) H MAR 79-59	JAX leads, 3-1	(F27) A KSU 79-76 #	
HOFSTRA	74-75 (F22) A JAX 72-68	(J8) H MAR 90-80	LIPSCOMB
HOF leads, 2-0	75-76 (F28) H JAX 64-54	(F7) A KSU 84-73	LIP leads, 1-0
06-07 (N24) N HOF 73-70	76-77 (J8) A JAX 96-91	00-01 (J20) A KSU 89-67	07-08 (D29) H LIP 72-62
12-13 (N18) A HOF 103-100 ^{20T}	77-78 (J9) H MAR 102-80	(F11) H KSU 68-65 ot	
		01-02 (J5) H KSU 73-70	LONG ISLAND UNIVERSITY
HOUSTON	JACKSONVILLE STATE	(F19) A KSU 116-76	MAR leads, 4-2
UH leads 6-4	MAR leads, 4-0	(M7) N KSU 82-70 #	36-37 (D2) A LIU 41-33
67-68 (F1) N UH 102-93	95-96 (F12) H MAR 111-90	02-03 (J18) A KSU 71-58	37-38 (D20) A MAR 50-40
05-06 (J28) A UH 69-56	96-97 (D2) A MAR 68-54	(F25) H MAR 80-67	(F23) H LIU 38-33
06-07 (J27) H UH 77-61	11-12 (N13) H MAR 58-44	(M13) N KSU 79-57 #	71-72 (F5) N MAR 70-61
07-08 (J26) A UH 71-58	14-15 (N14) H MAR 74-55	03-04 (J6) H KSU 63-61	74-75 (D13) H MAR 90-79
08-09 (F18) H MAR 88-83		(F18) A KSU 86-65	75-76 (J28) H MAR 83-82
09-10 (J30) A UH 81-66	JAMES MADISON	04-05 (J22) A KSU 75-66	
10-11 (F1) A MAR 63-62	JMU leads, 3-1	(F1) H KSU 70-63	LONGWOOD
(M9) N MAR 97-87	10-11 (D7) H MAR 67-63		MAR leads, 2-0
11-12 (F22) H MAR 66-58	(D22) A JMU 80-73	KENTUCKY	92-93 (D7) H MAR 101-86
12-13 (M2) A UH 103-76	15-16 (N27) H JMU 89-75	UK leads, 12-0	93-94 (D6) H MAR 74-60
	(D6) A JMU 107-84	13-14 (J21) H UK 46-6	
HOWARD	JOHN CARROLL	21-22 (J27) A UK 34-12	LOUISIANA-LAFAYETTE
MAR leads, 1-0	MAR leads, 1-0	30-31 (D27) A UK 42-26	(formerly SW Louisiana)
74-75 (J14) H MAR 77-68	50-51 (F19) H MAR 79-66	31-32 (D30) A UK 46-16	Series tied, 3-3
		32-33 (D17) N UK 57-23	71-72 (M11) N ULA 112-101 !
IDAHO	JOHN MARSHALL	33-34 (D14) A UK 46-28	72-73 (D9) A ULA 98-84
MAR leads, 2-0	MAR leads, 3-0	88-89 (D17) A UK 91-78	75-76 (J3) H MAR 90-74
47-48 (D28) N MAR 73-44		94-95 (D27) A UK 116-75	76-77 (J4) A ULA 103-70
87-88 (D11) N MAR 65-58		95-96 (D19) N UK 118-99	95-96 (D15) H MAR 77-70
	KANSAS	01-02 (N16) A UK 90-73	96-97 (N29) A MAR 71-61
IDAHO STATE	KAN leads, 1-0	03-04 (D1) N UK 89-76	
MAR leads, 1-0	69-70 (D1) A KAN 96-80	12-13 (D22) A UK 82-54	LOUISIANA TECH
76-77 (D11) H MAR 98-88 ot			LT leads, 6-2
	KANSAS STATE	KENTUCKY STATE	84-85 (D15) H LT 69-63
ILLINOIS	KSU leads, 4-1	MAR leads, 1-0	85-86 (D9) A LT 72-71
UI leads, 1-0	45-46 (D28) N MAR 88-42	02-03 (N25) H MAR 112-78	13-14 (J25) A LT 98-77
17-18 (N19) A UI 91-74	47-48 (D-) - KSU 82-52		14-15 (J31) A LT 81-57
	93-94 (D9) A KSU 100-57	KENTUCKY WESLEYAN	15-16 (M3) H LT 97-94
ILLINOIS STATE	94-95 (D22) H KSU 87-81		16-17 (F4) A LT 94-90



(M10) N MAR 93-77
17-18 (D30) H MAR 78-65

LOUISVILLE
LOU leads, 11-5

40-41 (J10) H MAR 45-24
43-44 (F12) H MAR 68-54
44-45 (J21) H MAR 57-52
(F2) A LOU 58-51
46-47 (F8) H MAR 62-55
47-48 (F4) A LOU 86-50
48-49 (D17) N LOU 73-64
(F22) A LOU 79-65 ^
49-50 (J21) H MAR 96-72
(F13) A LOU 74-66
76-77 (J15) A LOU 104-85
77-78 (F1) H LOU 85-69
78-79 (J8) A LOU 112-64
07-08 (D18) A LOU 85-75
10-11 (N27) A LOU 80-66
14-15 (N21) A LOU 85-67

LOYOLA (Ill.)

LOY leads, 6-2
61-62 (F15) H LOY 88-80
62-63 (J3) A LOY 103-58
63-64 (F29) A LOY 117-63
64-65 (J12) H LOY 98-90
65-66 (J24) A LOY 92-68
66-67 (J21) H MAR 97-81
67-68 (F13) A LOY 109-93
68-69 (J21) H MAR 78-76

LOYOLA (Md.)

MAR leads, 5-0
36-37 (D18) A MAR 41-29
37-38 (D16) A MAR 51-29
38-39 (D17) A MAR 53-37
39-40 (-) A MAR 69-42
43-44 (D16) A MAR 55-37

LOYOLA MARYMOUNT

LOY leads, 1-0
48-49 (D31) N LMU 60-46

MAINE

MAR leads, 1-0
71-72 (D20) H MAR 100-68

MANHATTAN

MAR leads, 2-0
67-68 (D21) H MAR 85-78
69-70 (J14) H MAR 87-79

MARIETTA COLLEGE

MC leads, 8-5
08-09 (-) A MC 48-25
17-18 (-) A MC 66-13
21-22 (F11) A MC 40-21
22-23 (F3) A MC 27-13
(F19) H MC 17-16
23-24 (J12) H MC 31-20
(F16) A MC 28-19
31-32 (F3) H MAR 42-22
(F23) A MC 27-23
52-53 (J22) H MAR 102-78
(F5) A MAR 83-64
60-61 (D3) H MAR 78-59
61-62 (D2) H MAR 68-66

MARQUETTE

MQT leads, 3-1
66-67 (M16) N MQT 83-78 <
71-72 (D28) A MQT 74-72
82-83 (D18) A MQT 79-72
83-84 (F1) H MAR 68-67

MARYLAND

UMD leads, 3-2
43-44 (D17) A MAR 46-39
45-46 (D20) A MAR 50-43
68-69 (D20) H UMD 89-80
80-81 (D29) A UMD 114-89
15-16 (D27) A UMD 87-67

MARYLAND-EASTERN SHORE

MAR leads, 1-0
05-06 (D1) H MAR 66-56

MARYVILLE (Tenn.)

MAR leads, 1-0
37-38 (F4) A MAR 62-26

MASSACHUSETTS

Series tied, 3-3
97-98 (D6) A MASS 61-59
98-99 (D5) H MAR 88-66
99-00 (N29) A MAR 65-55
01-02 (D29) H MAR 81-66
02-03 (D29) A MASS 81-58
03-04 (D20) A MASS 83-65

MEMPHIS

MEM leads, 13-2
52-53 (D23) H MAR 102-76
53-54 (D11) A MEM 104-85
05-06 (F11) H MEM 91-81
06-07 (D4) A MEM 78-59
(M8) N MEM 92-71 \$
07-08 (J12) H MEM 68-45
08-09 (J7) A MEM 80-57
09-10 (J27) H MEM 75-72
10-11 (J15) A MEM 77-61
(J29) H MAR 85-70
11-12 (J28) A MEM 83-76
(F25) H MEM 87-67
(M10) A MEM 83-57 \$
12-13 (J26) A MEM 73-72
(F16) H MEM 71-59

MERCER

MAR leads, 1-0
90-91 (N30) H MAR 92-64

MIAMI (Fla.)

MIA leads, 2-1
41-42 (D29) A MAR 37-33
70-71 (F23) A MIA 89-88
91-92 (D27) N MIA 70-55

MIAMI (Ohio)

MIA leads, 47-28
32-33 (J14) H MAR 34-22
(F18) A MAR 40-30
33-34 (J13) H MAR 30-16
(F16) A MAR 31-28
34-35 (F16) A MIA 31-22
(F22) A MAR 31-23
(F15) A MIA 44-37
(F22) H MIA 46-32
36-37 (F6) H MAR 32-31
(F12) A MAR 45-35
37-38 (J19) H MAR 58-27
(F19) A MAR 22-16
38-39 (F17) A MAR 48-30
(M1) H MAR 46-29
46-47 (F19) N MIA 62-56
50-51 (D30) H MIA 57-49
51-52 (D22) H MIA 86-59
(M1) A MIA 69-45
53-54 (J6) H MIA 107-100 2ot
(F23) A MIA 84-72
54-55 (J5) A MIA 89-74
(F22) H MAR 89-77
55-56 (J4) H MAR 99-93
(F22) A MIA 103-82
56-57 (J3) A MIA 93-77
(F27) H MIA 96-91
57-58 (D18) H MIA 106-97
(F22) A MIA 82-73
58-59 (D16) A MIA 73-69
(M5) H MAR 90-79
59-60 (D16) H MAR 93-77
(F9) A MIA 86-78
60-61 (D10) A MIA 64-57
(J11) H MIA 71-68
61-62 (D18) H MIA 77-59

(F6) A MAR 67-59
62-63 (D8) A MIA 67-48
(F19) A MIA 66-59
63-64 (J11) H MIA 75-60
(F11) A MIA 95-55
64-65 (D14) A MIA 114-90
(J9) H MIA 96-73
65-66 (J26) A MIA 74-57
(F15) H MIA 71-52
(F18) A MAR 66-61
(F22) H MAR 77-62
67-68 (J3) H MAR 83-63
(F7) A MAR 69-68
68-69 (J4) H MIA 78-70
(F5) A MIA 83-55
69-70 (J3) A MIA 61-54
(F4) H MIA 71-67
70-71 (F20) A MIA 75-74
(M6) H MIA 81-78
71-72 (J19) H MAR 81-63
(M2) A MIA 77-71
72-73 (J17) H MAR 90-70
(F7) A MAR 68-59
97-98 (J21) H MIA 71-54
(F21) A MIA 71-60
98-99 (D8) A MIA 81-79
(J23) H MIA 63-55
99-00 (J26) H MIA 63-58
(F23) A MAR 87-78
(M6) N MIA 69-63 #
00-01 (J6) A MIA 71-54
(J17) H MAR 72-68
01-02 (J9) A MIA 80-65
(F14) H MAR 82-74
02-03 (F15) A MIA 69-49
(M8) H MAR 58-51
03-04 (J28) H MIA 51-48 ot
(M6) A MIA 74-70
04-05 (F15) A MIA 59-51
(M5) H MAR 54-47

MICHIGAN STATE

MSU leads, 1-0
81-82 (D19) A MSU 101-82

MIDDLE TENNESSEE

MTSU leads, 11-5
75-76 (F25) H MTSU 99-82
76-77 (F2) A MTSU 94-87
86-87 (D20) H MAR 87-85
87-88 (D22) A MTSU 91-80
09-10 (N17) H MAR 63-60
11-12 (M13) A MTSU 86-78 <
13-14 (F22) H MTSU 56-53
14-15 (F19) A MTSU 90-51
15-16 (J28) H MAR 82-66
(F27) A MTSU 83-74
(M11) N MTSU 99-90 \$
16-17 (J12) A MTSU 69-57
(F18) H MTSU 97-86
(M11) N MTSU 83-72 \$
17-18 (J18) H MAR 73-63
(M3) A MAR 76-67

MILLIGAN

MAR leads, 2-0
48-49 (D9) H MAR 70-50
95-96 (N25) H MAR 124-71

MINNESOTA STATE-MANKATO

(formerly Mankato State)
MAR leads, 1-0
46-47 (M10) N MAR 73-59

MISSISSIPPI

MISS leads, 2-1
70-71 (D19) H MAR 118-98
76-77 (D17) N MISS 65-63
08-09 (N23) N MISS 82-78

MISSISSIPPI STATE

MAR leads, 1-0
71-72 (D17) H MAR 95-69

MISSOURI-KANSAS CITY

UMKC leads, 1-0
06-07 (N25) N UMKC 79-75

MONTANA STATE

Series tied, 1-1
92-93 (D19) A MAR 85-77
93-94 (D4) H MSU 89-76

MONTCLAIR STATE

(formerly Panzer College)
MAR leads, 1-0
39-40 (-) A MAR 54-5

MOREHEAD STATE

MAR leads, 52-47
08-09 (N26) H MAR 11-4
39-40 (F-) A MAR 42-31
(F-) H MAR 51-40
40-41 (F-) A MAR 61-45
(F-) H MAR 46-35
41-42 (J7) A MAR 60-59
(F20) H MSU 43-40
42-43 (J-) A MSU 47-45
(J-) H MSU 69-46
43-44 (F-) A MAR 43-41
43-44 (F-) H MSU 55-31
44-45 (F-) H MAR 52-39
(F-) A MSU 57-37
45-46 (D-) H MSU 46-41
(J-) A MAR 53-48
46-47 (D-) H MAR 54-50
(J-) A MAR 69-65
47-48 (D-) H MAR 62-55
(F-) A MAR 66-60
48-49 (J19) H MSU 64-62
(F9) A MAR 77-44
49-50 (D17) H MAR 105-65
(J17) A MAR 62-59
50-51 (J13) H MAR 60-49
(F15) A MSU 72-68
51-52 (J-) H MAR 75-69
(F-) A MSU 54-53
(F21) N MAR 74-61
52-53 (J-) H MAR 77-62
(F-) A MSU 72-62
55-56 (D20) H MSU 102-89
(F2) A MSU 108-103
(M12) N MSU 107-92 !
56-57 (D10) H MSU 71-69
(J16) A MSU 81-77
57-58 (D4) A MAR 85-77
(J2) H MSU 93-80
58-59 (F3) A MAR 86-83
(F26) H MSU 92-91
60-61 (J26) H MSU 70-68
(F15) A MSU 78-74
61-62 (F22) A MSU 80-75
(F26) H MSU 85-69
62-63 (D5) A MSU 81-69
(J10) H MSU 80-66
63-64 (D17) A MSU 103-83
(F18) H MSU 110-102
64-65 (J23) A MSU 84-82
(F2) H MSU 103-94
65-66 (F1) A MSU 94-79
(F21) H MAR 86-83
66-67 (D14) H MSU 84-77
(F6) A MSU 112-98
67-68 (D5) A MAR 79-78
(D27) H MSU 83-82
68-69 (D7) H MAR 85-82
(D17) A MAR 92-89
69-70 (D27) H MAR 85-77
(J28) A MSU 88-78
70-71 (D15) A MAR 73-70
(D30) H MAR 96-86
71-72 (D13) A MAR 105-82
(J6) H MSU 103-98
72-73 (D22) H MAR 74-71
(J24) A MSU 81-80
73-74 (D10) H MAR 84-80 ot

SERIES VS. OPPONENTS



(F27) A MSU 77-71	86-87 (J3) H MAR 86-84	99-00 (J22) A NIU 92-74	(F16) H OU 86-84
74-75 (D9) H MAR 80-69	87-88 (J2) A NEV 77-76	(F12) H MAR 68-64	71-72 (D30) H MAR 88-81
(F26) A MSU 73-72	95-96 (J3) A NEV 92-83	00-01 (F7) A MAR 94-66	(F16) A MAR 95-76
75-76 (J10) A MAR 88-87 ot	12-13 (N24) H MAR 89-82	(F22) H MAR 82-654	(J14) A OU 74-60
(J22) H MSU 87-80	14-15 (D22) A NEV 83-54	01-02 (D8) H MAR 79-76	76-77 (J12) H MAR 79-71
76-77 (D4) H MSU 96-80		(M4) H MAR 97-93 #	77-78 (J11) A OU 68-56
(F28) A MSU 88-83	NEW HAMPSHIRE	02-03 (D7) A MAR 75-57	78-79 (J31) H MAR 94-81
77-78 (D3) A MAR 87-81	MAR leads, 1-0	03-04 (D13) H MAR 85-76	79-80 (D10) H MAR 76-71
(D20) H MAR 85-79 ot	83-84 (D9) H MAR 99-72	04-05 (F3) A NIU 77-66	80-81 (D22) A MAR 65-59
78-79 (N27) H MAR 87-77			84-85 (D17) H OU 76-71
(J29) A MSU 101-95	NEW MEXICO	NORTHWESTERN (III.)	85-86 (D3) A OU 85-79
79-80 (D3) A MAR 65-64	UNM leads, 1-0	MAR leads, 1-0	86-87 (D10) H MAR 78-68
80-81 (D15) H MAR 98-85	81-82 (D29) A UNM 86-70	73-74 (D21) H MAR 59-58	87-88 (D7) A MAR 91-77
83-84 (D15) A MSU 81-78			88-89 (D14) H MAR 104-93
84-85 (D22) H MAR 79-73	NEW ORLEANS	NORTHWESTERN STATE	89-90 (D9) A OU 72-63
85-86 (D31) H MAR 76-58	MAR leads, 2-1	MAR leads, 1-0	90-91 (D13) H MAR 70-68
86-87 (F11) A MAR 81-73	84-85 (N30) N MAR 98-78	88-89 (D30) N MAR 101-91	91-92 (D14) A OU 75-64
87-88 (J9) A MAR 89-87	(J23) A UNO 78-74		92-93 (D15) H MAR 89-79
88-89 (J7) H MAR 87-74	85-86 (J4) H MAR 91-78	NOTRE DAME	97-98 (J17) H MAR 78-73
95-96 (D8) A MAR 92-85		ND leads, 1-0	(F14) A MAR 72-63
96-97 (D14) H MAR 115-93	NYU	12-13 (F8) H ND 27-9	98-99 (J30) A OU 86-73
97-98 (D8) A MSU 65-50	MAR leads, 1-0		99-00 (J29) A OU 77-53
98-99 (N29) H MAR 99-79	69-70 (D20) H MAR 94-93	OHIO	(F14) H MAR 78-72
02-03 (D17) A MSU 101-100 ot		OU leads, 56-46	00-01 (F3) A OU 77-71
03-04 (N29) H MAR 85-71	NIAGARA	20-21 (F4) A OU 55-9	(F17) H MAR 92-70
06-07 (N29) A MAR 81-80	MAR leads, 2-0	30-31 (J28) A OU 42-38	01-02 (F2) A OU 94-78
07-08 (D1) H MAR 69-56	00-01 (D9) H MAR 82-70	31-32 (J27) H OU 29-26	(F16) H OU 71-66
12-13 (N28) H MAR 70-67	02-03 (N22) A MAR 92-90	32-33 (J23) A OU 35-23	02-03 (F1) H OU 87-85 2ot
13-14 (N17) A MSU 102-94 ot		(F8) H OU 42-21	(M1) A OU 70-65
14-15 (N26) H MSU 77-68	NORTH CAROLINA	33-34 (J17) A OU 35-19	03-04 (J24) H MAR 74-60
15-16 (N24) A MSU 85-61	UNC leads, 3-0	(F22) H MAR 41-37	(F29) A MAR 71-68
16-17 (N16) H MAR 85-77	76-77 (D1) A UNC 90-70	34-35 (J19) H OU 45-40	04-05 (J9) A OU 77-68
17-18 (N16) A MSU 86-83	93-94 (J2) A UNC 116-62	(F6) A MAR 41-37	(F26) H OU 83-62
	09-10 (D22) A UNC 98-61	35-36 (J--) A OU 53-36	(M7) A OU 72-66 #
MORGAN STATE		(F--) H OU 48-43	06-07 (D2) A OU 84-78 ot
MOR leads, 1-0	NORTH CAROLINA A&T	36-37 (F23) A OU 40-32	(J3) H MAR 70-60
08-09 (N21) N MOR 72-67	MAR leads, 3-0	(F27) H MAR 36-33	08-09 (D17) H MAR 73-68
	72-73 (J29) H MAR 85-66	37-38 (F15) A MAR 22-12	09-10 (N28) N MAR 60-53
MORNINGSIDE	73-74 (D17) H MAR 96-85	(M3) H MAR 44-32	10-11 (D4) A MAR 65-57
MAR leads, 1-0	09-10 (N15) H MAR 79-63	38-39 (F14) H MAR 47-42	(M15) H OU 65-64 *
52-53 (-) N MAR 103-100		(M4) A MAR 50-40	11-12 (N30) H OU 70-68
	NORTH CAROLINA CENTRAL	50-51 (J8) H MAR 69-59	12-13 (J5) A OU 94-57
MT. UNION	MAR leads, 3-0	(F13) A OU 71-63	15-16 (D1) A OU 85-70
Series tied, 1-1	15-16 (D14) H MAR 92-73	51-52 (D5) A OU 71-61	16-17 (N30) H MAR 98-88
48-49 (F26) H MAR 75-47	16-17 (N12) H MAR 81-69	(F28) H MAR 94-91	17-18 (D16) H MAR 99-96 ot
50-51 (M3) A MU 70-58	17-18 (N22) H MAR 92-84	52-53 (F10) A OU 91-87	
		(F27) H MAR 77-75	OHIO STATE
MURRAY STATE	UNC-ASHEVILLE	53-54 (D15) H MAR 71-67	OSU leads, 2-0
MSU leads, 10-9	MAR leads, 3-1	(F25) A OU 81-63	77-78 (N28) A OSU 81-65
43-44 (J8) H MAR 52-37	96-97 (D21) H MAR 109-82	(D14) A MAR 105-85	16-17 (N25) A OSU 111-70
(F18) A MSU 65-43	(J6) A UNCA 83-63	(F9) H MAR 84-73	
44-45 (J12) A MAR 58-54	98-99 (D21) A MAR 91-82	55-56 (D15) H MAR 87-71	OHIO WESLEYAN
(J31) H MSU 34-33	99-00 (D28) H MAR 102-66	(J12) A MAR 72-63	MAR leads, 10-9
45-46 (J3) A MSU 63-40		56-57 (J9) H MAR 77-71	32-33 (J10) A OW 45-36
46-47 (D20) H MAR 68-59	UNC-GREENSBORO	(J30) A OU 103-74	(F11) H OW 34-30
47-48 (F3) A MSU 65-53	MAR leads, 1-0	57-58 (J11) H MAR 81-78 ot	33-34 (F3) H MAR 19-18
48-49 (J17) H MAR 82-78	06-07 (N11) H MAR 82-80 ot	(J29) A MAR 98-89	(F6) A OW 46-29
49-50 (D10) H MAR 60-57		58-59 (J7) H OU 88-84	34-35 (J8) A OW 40-28
(F1) A MSU 70-65	UNC-WILMINGTON	(F11) A MAR 75-73	(F9) H OW 37-28
(F23) N MAR 68-64 2ot	MAR leads, 3-2	59-60 (J13) H OU 87-77	35-36 (J-) A OW 45-34
50-51 (D14) H MSU 73-54	03-04 (N21) H UNCW 65-56	(F6) A OU 86-82	(J-) H OW 38-30
(F3) A MSU 95-53	04-05 (N19) A UNCW 58-57	60-61 (D14) H OU 71-53	36-37 (J16) A MAR 36-27
51-52 (D15) H MSU 77-68	11-12 (N22) A MAR 69-64	(J4) A OU 88-79	(F18) H MAR 54-30
(J17) A MSU 89-63	12-13 (D1) H MAR 61-58	61-62 (D5) H OU 68-57	37-38 (J8) H MAR 42-37
52-53 (D29) H MAR 86-81	13-14 (N23) H MAR 96-78	(F13) A MAR 77-72	(F12) H MAR 67-31
53-54 (D12) A MAR 76-73		62-63 (D12) H OU 72-71	38-39 (J12) A MAR 43-28
56-57 (F2) H MAR 97-88	NORTH TEXAS	(F13) A OU 93-73	(F10) H OW 58-44
57-58 (F10) A MSU 98-92	MAR leads, 5-1	63-64 (D14) H OU 85-69	63-64 (J18) H OW 70-64
	90-91 (D28) N MAR 81-78	(F5) A OU 98-82	65-66 (J4) A MAR 101-70
MUSKINGUM	13-14 (J16) H UNT 80-65	64-65 (D12) H OU 106-81	80-81 (D13) H MAR 95-69
MAR leads, 2-1	14-15 (F7) H MAR 80-73	(F10) A OU 103-85	81-82 (D22) H MAR 99-71
20-21 (J21) A MUS 34-14	15-16 (J14) A MAR 97-78	65-66 (J15) H MAR 79-68	83-84 (D13) H MAR 112-83
22-23 (F2) A MUS 27-23	16-17 (M4) H MAR 106-104	(F22) A OU 92-78	
22-23 (F17) H MUS 23-18	17-18 (F17) A MAR 74-72	66-67 (D10) H MAR 70-68	OKLAHOMA
44-45 (F--) H MAR 77-49		(J11) A OU 94-93	OU leads, 2-0
52-53 (F--) A MAR 103-75	NORTHERN ILLINOIS	67-68 (J13) H MAR 94-69	69-70 (D19) H OU 80-79
	MAR leads, 10-5	(J24) A MAR 82-73	85-86 (N29) N OU 81-70
NEBRASKA	67-68 (F17) H MAR 80-72	68-69 (F1) H OU 110-94	
MAR leads, 1-0	69-69 (J13) A NIU 75-70	(F22) A OU 86-80	OKLAHOMA STATE
66-67 (M13) N MAR 119-88 <	97-98 (J8) H NIU 69-68	69-70 (F11) H MAR 93-88	Series tied, 1-1
	(J31) A NIU 65-60	(F18) A OU 100-86	77-78 (D9) H OSU 99-87
NEVADA	98-99 (N17) H MAR 70-67	70-71 (F3) A OU 87-80	81-82 (D12) H MAR 67-65
NEV leads, 3-2	(F10) A MAR 74-60		



OLD DOMINION

Table listing Old Dominion's basketball series and opponents with dates and scores.

ORAL ROBERTS

Table listing Oral Roberts' basketball series and opponents with dates and scores.

OREGON

Table listing Oregon's basketball series and opponents with dates and scores.

OTTERBEIN

Table listing Otterbein's basketball series and opponents with dates and scores.

PACIFIC

Table listing Pacific's basketball series and opponents with dates and scores.

PENN STATE

Table listing Penn State's basketball series and opponents with dates and scores.

PENNSYLVANIA

Table listing Pennsylvania's basketball series and opponents with dates and scores.

PEPPERDINE

Table listing Pepperdine's basketball series and opponents with dates and scores.

PERU STATE (Neb.)

Table listing Peru State's basketball series and opponents with dates and scores.

PIKEVILLE COLLEGE

Table listing Pikeville College's basketball series and opponents with dates and scores.

PITTSBURGH

Table listing Pittsburgh's basketball series and opponents with dates and scores.

PITTSBURGH-JOHNSTOWN

Table listing Pittsburgh-Johnstown's basketball series and opponents with dates and scores.

PORTLAND

Table listing Portland's basketball series and opponents with dates and scores.

PRESBYTERIAN

Table listing Presbyterian's basketball series and opponents with dates and scores.

PRINCETON

Table listing Princeton's basketball series and opponents with dates and scores.

PURDUE

Table listing Purdue's basketball series and opponents with dates and scores.

RADFORD

Table listing Radford's basketball series and opponents with dates and scores.

RHODE ISLAND

Table listing Rhode Island's basketball series and opponents with dates and scores.

RICE

Table listing Rice's basketball series and opponents with dates and scores.

RICHMOND

Table listing Richmond's basketball series and opponents with dates and scores.

RIO GRANDE

Table listing Rio Grande's basketball series and opponents with dates and scores.

ROANOKE COLLEGE

Table listing Roanoke College's basketball series and opponents with dates and scores.

Table listing various basketball series and opponents with dates and scores.

ROBERT MORRIS

Table listing Robert Morris' basketball series and opponents with dates and scores.

RUTGERS

Table listing Rutgers' basketball series and opponents with dates and scores.

RUTGERS-NEWARK

Table listing Rutgers-Newark's basketball series and opponents with dates and scores.

ST. BONAVENTURE

Table listing St. Bonaventure's basketball series and opponents with dates and scores.

ST. FRANCIS (N.Y.)

Table listing St. Francis (N.Y.)'s basketball series and opponents with dates and scores.

ST. FRANCIS (Pa.)

Table listing St. Francis (Pa.)'s basketball series and opponents with dates and scores.

ST. JOHN'S (N.Y.)

Table listing St. John's (N.Y.)'s basketball series and opponents with dates and scores.

ST. JOSEPH (Ind.)

Table listing St. Joseph (Ind.)'s basketball series and opponents with dates and scores.

ST. LOUIS

Table listing St. Louis' basketball series and opponents with dates and scores.

ST. PETER'S

Table listing St. Peter's' basketball series and opponents with dates and scores.

Table listing various basketball series and opponents with dates and scores.

ST. THOMAS AQUINAS (N.Y.)

Table listing St. Thomas Aquinas (N.Y.)'s basketball series and opponents with dates and scores.

SALEM INTERATIONAL

Table listing Salem Interational's basketball series and opponents with dates and scores.

SAM HOUSTON STATE

Table listing Sam Houston State's basketball series and opponents with dates and scores.

SAMFORD

Table listing Samford's basketball series and opponents with dates and scores.

SAN DIEGO

Table listing San Diego's basketball series and opponents with dates and scores.

SAN DIEGO STATE

Table listing San Diego State's basketball series and opponents with dates and scores.

SAN JOSE STATE

Table listing San Jose State's basketball series and opponents with dates and scores.

SAVANNAH STATE

Table listing Savannah State's basketball series and opponents with dates and scores.



SERIES VS. OPPONENTS

06-07 (J20) A MAR 79-73
(F17) H TLN 73-65
07-08 (F16) H MAR 68-54
(M5) A MAR 70-68
(M12) N TLN 48-47 \$
08-09 (F7) H MAR 89-86 ot
(F21) A TLN 57-51
09-10 (J16) H MAR 89-79
(F20) A MAR 58-55
10-11 (F19) A MAR 79-75 ot
11-12 (F1) H MAR 63-44
12-13 (F6) A TLN 91-75
(M13) N TLN 66-64 \$
13-14 (F9) A TLN 68-65

TULSA

TLS leads, 9-6

05-06 (J18) A TLS 66-57
06-07 (J17) H MAR 65-53
(F7) A TLS 63-60
07-08 (J30) H MAR 72-65 ot
(M1) A TLS 89-64
08-09 (J17) A TLS 69-50
(F4) H TLS 73-57
09-10 (F3) A TLS 73-69
09-10 (F17) H MAR 64-58
09-10 (M11) N TLS 80-64
10-11 (F23) H MAR 79-61
11-12 (F4) A TLS 79-70
(M8) N MAR 105-100\$3ot
12-13 (J9) H MAR 79-61
13-14 (J18) H TLS 69-52

UNION COLLEGE (Ky.)

MAR leads, 3-0

36-37 (J11) H MAR 56-35
36-37 (J30) H MAR 61-37
51-52 (D--) - MAR 95-55

VALPARAISO

MAR leads, 1-0

33-34 (J3) H MAR 22-17

VANDERBILT

VAN leads, 1-0

13-14 (D5) A VAN 69-67

VERMONT

MAR leads, 1-0

81-82 (D11) H MAR 83-81

VILLANOVA

NOVA leads, 2-1

66-67 (M9) N MAR 70-68ot <
83-84 (M16) N NOVA 84-72
12-13 (N11) A NOVA 80-68

VIRGINIA

UVA leads, 6-2

28-29 (F19) A UVA 46-32
45-46 (D--) A UVA 56-39
54-55 (D29) N MAR 103-98
61-62 (J3) H UVA 65-63
67-68 (D20) H MAR 97-89
89-90 (N25) A UVA 83-63
90-91 (D20) H UVA 74-60
91-92 (J19) A UVA 73-53

VCU

VCU leads, 2-0

84-85 (M15) N VCU 81-65 !
87-88 (M16) H VCU 81-80 <

VMI

MAR leads, 33-15

52-53 (-) H MAR 83-73
61-62 (F24) H VMI 76-65
62-63 (J26) H MAR 98-82
76-77 (F7) N VMI 97-90
77-78 (J17) A VMI 79-71
(F13) H MAR 88-71
(M3) N MAR 76-71 +
78-79 (F5) H VMI 66-58
(F14) A MAR 88-66
79-80 (D15) A MAR 60-58

(J12) H VMI 75-63
80-81 (J3) H MAR 99-81
(J26) A MAR 63-53
81-82 (J4) H MAR 90-63
(F11) A MAR 103-67
82-83 (J8) H MAR 95-64
(F21) A MAR 110-91
83-84 (J11) H MAR 79-53
(F16) A MAR 99-61
84-85 (J5) H VMI 58-54
(J28) A MAR 65-63
(M3) N MAR 70-65 +
85-86 (J16) A MAR 84-82
(J30) H MAR 85-77
86-87 (J15) A MAR 83-71
(J29) H MAR 104-77
87-88 (J21) A MAR 64-62
(F4) H MAR 95-91 ot
88-89 (J9) H VMI 65-61
(F4) A VMI 65-63
89-90 (J8) H MAR 72-68
(F3) A VMI 82-77 ot
90-91 (J19) A MAR 77-71
(F16) H VMI 96-95
91-92 (J18) H VMI 74-69
(F15) A MAR 79-72
92-93 (J27) H MAR 80-66
(F6) A MAR 78-69
93-94 (J27) A VMI 82-78
(F5) H MAR 78-64
(M3) N VMI 84-62 +
94-95 (J16) A MAR 112-87
(F18) H MAR 107-62
95-96 (J15) H MAR 78-71
(F17) A VMI 103-94
96-97 (J27) A VMI 97-92
(F15) H MAR 79-77
10-11 (D19) H MAR 98-70

VIRGINIA TECH

MAR leads, 10-9

21-22 (J13) A VT 27-11
23-24 (F22) H MAR 29-14
28-29 (F22) A MAR 35-32
31-32 (F18) A VT 25-17
38-39 (J31) A MAR 47-31
39-40 (J31) A MAR 45-38
52-53 (D9) H MAR 113-57
58-59 (D6) H MAR 78-70
(J12) N VT 93-80
59-60 (D14) N MAR 85-80
(J11) N VT 79-72
75-76 (J24) A VT 108-82
76-77 (J26) H VT 84-81
87-88 (J11) A VT 90-74
88-89 (J4) H MAR 108-104
89-90 (N27) A MAR 77-73
90-91 (J3) H VT 92-89
05-06 (N21) A VT 71-54
06-07 (D30) H MAR 59-58

WABASH COLLEGE

MAR leads, 1-0

37-38 (M--) N MAR 53-51

WAKE FOREST

Series tied, 2-2

51-52 (J12) H MAR 76-68
93-94 (D22) A WF 82-60
94-95 (D30) A WF 95-59
97-98 (D17) H MAR 73-66

WASHBURN

WAS leads, 1-0

52-53 (D--) N WAS 63-61

WASHINGTON (Mo.)

Series tied, 1-1

47-48 (D--) - WAS 54-48
52-53 (D16) A MAR 60-50

WASHINGTON & JEFFERSON

WJ leads, 1-0

43-44 (D--) A WJ 51-40

WASHINGTON & LEE

MAR leads, 3-2

25-26 (F6) H WAL 32-23
28-29 (F20) H WAL 48-30
54-55 (J1) H MAR 89-79
55-56 (D10) H MAR 115-83
57-58 (D28) H MAR 97-73

WEST FLORIDA

MAR leads, 1-0

73-74 (F9) H MAR 88-51

WEST LIBERTY STATE

MAR leads, 4-0

41-42 (F7) - MAR 80-57
42-43 (J--) - MAR 58-47
46-47 (J--) - MAR 94-44
(F--) - MAR 72-49

WEST TEXAS STATE

Series tied, 1-1

47-48 (D28) N MAR 56-55
48-49 (D23) A WTS 66-47

WEST VIRGINIA

WVU leads, 34-11

28-29 (J16) A WVU 44-21
29-30 (F25) A WVU 48-35
30-31 (J14) A WVU 36-22
77-78 (F20) A WVU 80-73
78-79 (D6) A WVU 79-73
(D30) A WVU 73-71
79-80 (D29) A WVU 71-61
(J2) N WVU 63-62 ot
80-81 (D6) A MAR 76-73 ot
81-82 (D5) H MAR 91-78
82-83 (D4) A WVU 95-82
83-84 (D3) H MAR 78-67
84-85 (D8) A WVU 89-77
85-86 (D7) H MAR 64-60
86-87 (D27) A WVU 69-67
87-88 (D27) H MAR 82-72
88-89 (F9) N WVU 81-73
89-90 (D5) A WVU 74-56
90-91 (D4) H MAR 97-80
91-92 (J22) N WVU 90-76
92-93 (F17) N WVU 72-65
93-94 (J19) N WVU 79-67
94-95 (J18) N WVU 89-82
95-96 (J18) N MAR 91-87
96-97 (D17) N WVU 103-91
97-98 (F16) N WVU 71-58
98-99 (J17) N WVU 85-84 ot
99-00 (J18) N WVU 82-77
00-01 (J9) N WVU 73-67
01-02 (J23) N MAR 81-79 ot
02-03 (J22) N WVU 65-61
03-04 (J21) N WVU 55-51
04-05 (J11) N MAR 59-55
05-06 (J25) N MAR 58-52
06-07 (J24) N WVU 77-63
07-08 (J23) N WVU 66-64
08-09 (J14) N WVU 87-76
09-10 (J20) N WVU 68-60
10-11 (J19) N MAR 75-71
11-12 (J18) N WVU 78-62
12-13 (D5) N WVU 69-59
13-14 (D14) N WVU 74-64
14-15 (D14) N WVU 69-66
15-16 (D17) N WVU 86-68
17-18 (M18) N WVU 94-71 !

WEST VIRGINIA STATE

MAR leads, 1-0

99-00 (D7) H MAR 82-46

WEST VIRGINIA TECH

(formerly New River State College)

MAR leads, 18-6

22-23 (J25) H WVT 23-22
24-25 (F4) H MAR 32-6
(F6) A WVT 21-18
25-26 (J30) H MAR 25-24
(F11) H WVT 25-22
26-27 (J15) H WVT 21-16

(J28) A WVT 27-20
27-28 (J8) H MAR 20-19
(J14) H MAR 29-21
28-29 (J12) H MAR 31-28
(J30) A MAR 52-35
29-30 (J10) H MAR 53-31
(J29) A MAR 50-24
30-31 (J24) H MAR 45-32
(F13) A WVT 47-35
31-32 (J23) H MAR 35-17
(F17) A WVT 23-18
42-43 (D--) - MAR 73-40
(F--) - MAR 58-53
44-45 (J--) - MAR 98-36
(F--) - MAR 83-49
08-09 (N16) H MAR 110-57
10-11 (N12) H MAR 92-69
11-12 (D21) H MAR 99-80
14-15 (N18) H MAR 87-65

WEST VIRGINIA WESLEYAN

MAR leads, 30-13

22-23 (J12) A WVW 44-25
25-26 (F13) H MAR 31-27
(F18) A WVW 30-13
26-27 (J22) A WVW 35-5
(F25) H WVW 35-25
27-28 (J20) A MAR 26-17
(F25) H MAR 34-31
28-29 (J19) A WVW 34-23
(F16) H MAR 37-31
29-30 (J17) A MAR 34-23
(F20) H MAR 36-28
30-31 (J16) A WVW 37-30
(F27) H MAR 40-22
31-32 (F5) A MAR 31-27
(F26) H MAR 41-30
32-33 (J27) A WVW 36-32
(M2) H MAR 44-26
33-34 (J27) A WVW 42-37
(M2) H MAR 40-33
34-35 (J30) H WVW 37-29
(M1) H MAR 26-18
35-36 (F--) A WVW 44-42
(F--) H MAR 65-35
36-37 (F25) A WVW 54-47 (ot)
(M2) H MAR 57-42
37-38 (J22) A MAR 71-47
(M5) H MAR 63-38
38-39 (J14) A MAR 43-39
(F24) H MAR 54-38
39-40 (J--) A MAR 71-45
(F--) H MAR 65-53
40-41 (F--) A WVW 71-53
(F--) H MAR 87-44
41-42 (F24) A WVW 67-62
(M6) H MAR 76-59
47-48 (F--) - MAR 70-55
51-52 (D--) - MAR 92-67
52-53 (D4) N MAR 115-85
(J31) H MAR 81-74
53-54 (D5) H MAR 87-64
55-56 (F7) H MAR 85-64
64-65 (J2) H MAR 93-74
16-17 (D19) H MAR 81-65

WESTERN CAROLINA

MAR leads, 31-13

73-74 (D1) H MAR 91-76
75-76 (D9) H MAR 103-94
77-78 (J21) H MAR 95-88
(F6) A WCU 54-52
(F25) H MAR 64-56 +
78-79 (J20) A MAR 69-54
(F10) H MAR 80-68
(F24) A WCU 67-50 +
79-80 (J19) A WCU 76-67
(F9) H MAR 86-75
80-81 (F2) H MAR 82-74
(F9) A WCU 80-78
81-82 (J18) H WCU 74-72
(F20) A MAR 92-83
82-83 (J29) H MAR 82-77
(F7) A MAR 93-88
83-84 (J28) H MAR 82-70

SERIES VS. OPPONENTS



(F23) A WCU 102-100 ot
 84-85 (J21) H MAR 83-69
 (F25) A MAR 78-68
 85-86 (J27) H MAR 82-74
 (F15) A WCU 84-69
 86-87 (J26) A MAR 75-69
 (F14) H MAR 104-78
 87-88 (F1) H MAR 103-74
 (F27) A MAR 86-73
 88-89 (J16) A MAR 64-57
 (F11) H MAR 79-73
 89-90 (J15) H MAR 86-60
 (F10) A MAR 74-62
 90-91 (J14) H WCU 93-91
 (F9) A MAR 90-77
 91-92 (J13) A WCU 93-80
 (F8) H WCU 94-86
 92-93 (J10) H MAR 86-65
 (F13) A MAR 85-81
 93-94 (J10) A WCU 71-63
 (F12) H WCU 73-69
 94-95 (F6) H MAR 73-65
 95-96 (F5) A WCU 125-104
 96-97 (J18) H MAR 96-76
 02-03 (D20) H MAR 83-68
 09-10 (M16) H MAR 90-88
 16-17 (N19) H MAR 98-63

WESTERN MARYLAND
MAR leads, 1-0
 36-37 (D17) A MAR 56-28

WESTERN MICHIGAN
MAR leads, 30-19
 53-54 (F4) H MAR 70-61
 (F15) A MAR 90-88
 54-55 (J8) H MAR 79-50
 (F1) A WMU 89-75
 55-56 (D17) A WMU 80-70
 (J7) H MAR 85-72
 56-57 (D15) H MAR 103-75
 (M2) H MAR 101-85
 57-58 (D28) H MAR 86-69
 (F24) A MAR 93-80
 58-59 (D11) A MAR 78-63
 (J17) H MAR 91-65
 59-60 (D19) H MAR 90-81
 (J23) A WMU 81-74
 60-61 (J21) A MAR 76-69
 (F4) H MAR 93-68
 61-62 (F3) H MAR 89-76
 (F17) A WMU 78-74
 62-63 (F2) H WMU 95-82
 (M2) A WMU 82-78
 63-64 (F1) H MAR 87-82
 (M2) A WMU 93-86
 64-65 (J30) H MAR 110-99
 (F27) A WMU 100-85
 65-66 (J29) H MAR 89-80
 (F26) A MAR 70-69
 66-67 (J28) H MAR 73-61
 (F25) A MAR 68-67
 67-68 (J27) H WMU 93-92
 (F24) A MAR 98-81
 68-69 (J11) A WMU 100-78
 (F11) H WMU 85-74
 69-70 (J10) H MAR 83-75
 (F28) A MAR 125-98
 70-71 (J9) A WMU 89-82
 71-72 (J9) H MAR 102-77
 72-73 (D30) A WMU 72-70
 73-74 (F6) H WMU 67-49
 97-98 (F5) H MAR 78-63
 98-99 (D19) A WMU 79-68
 99-00 (D20) A MAR 127-126 2ot
 00-01 (J3) H MAR 67-65
 01-02 (D22) A MAR 77-73
 02-03 (J4) H MAR 66-54
 (F5) A WMU 79-75
 03-04 (J12) A WMU 88-65
 (F15) H MAR 82-76 ot
 (M11) N WMU 96-62 #
 04-05 (F12) A WMU 90-70

WHEATON COLLEGE (Ill.)
MAR leads, 1-0
 47-48 (J--) - MAR 95-84

WICHITA STATE
MAR leads, 2-1
 40-41 (D--) A WSU 36-33
 41-42 (D15) H MAR 60-24
 17-18 (M16) N MAR 81-75 !

WILLIAM & MARY
W&M leads, 2-0
 50-51 (D19) H W&M 56-38
 17-18 (N29) A W&M 114-104

WILMINGTON COLLEGE (Ohio)
MAR leads, 1-0
 79-80 (D6) H MAR 96-70

WINTHROP
MAR leads, 3-0
 00-01 (D19) H MAR 73-50
 01-02 (D3) A MAR 71-65
 07-08 (J5) H MAR 67-62 ot

WISCONSIN
MAR leads, 1-0
 71-72 (D27) N MAR 85-83

WISCONSIN-GREEN BAY
UWGB leads, 1-0
 08-09 (N22) N UWGB 72-66

WISCONSIN-MILWAUKEE
MAR leads, 1-0
 74-75 (M1) H MAR 62-56

WISCONSIN-RIVER FALLS
(formerly Wisconsin State)
MAR leads, 1-0
 46-47 (M6) N MAR 113-80

WITTENBERG
Wittenberg leads, 4-3
 30-31 (F6) H WIT 33-31
 31-32 (J13) A WIT 30-21
 32-33 (F3) A WIT 59-21
 (F24) H MAR 37-34
 33-34 (J10) A MAR 37-24
 (F10) H WIT 34-27
 51-52 (D--) H MAR 89-61

WKU
WKU leads, 15-11
 43-44 (J15) H WKU 39-36
 (F17) A WKU 61-48
 44-45 (J27) H MAR 68-41
 (F1) A WKU 67-45
 45-46 (N24) N WKU 51-45
 (D14) H MAR 56-40
 (J28) A WKU 61-49
 51-52 (F2) A WKU 76-65
 (F12) H WKU 87-82
 (F22) N WKU 89-74
 59-60 (J28) H MAR 100-97 ot
 60-61 (F6) A WKU 100-77
 61-62 (D29) H MAR 89-84
 03-04 (F21) H WKU 87-66
 04-05 (D18) A WKU 70-54
 13-14 (N26) H MAR 74-64
 14-15 (J4) A WKU 81-62
 (F14) H MAR 87-82
 (M11) N WKU 59-45 \$
 15-16 (J3) H MAR 94-76
 (F13) A MAR 96-93 ot
 16-17 (J21) H MAR 94-80
 (F11) A MAR 84-79
 17-18 (J6) H WKU 112-87
 (J27) A WKU 85-74
 (M10) N MAR 67-66 \$

WOFFORD
MAR leads, 1-0
 91-92 (D16) H MAR 84-79 ot

WRIGHT STATE
Series tied, 1-1
 06-07 (D13) H MAR 79-72
 07-08 (N28) A WSU 77-70

WYOMING
Series tied, 2-2
 90-91 (N24) A WYO 96-91 ot
 91-92 (D7) H MAR 91-86
 92-93 (D21) A WYO 101-89
 15-16 (D21) N MAR 90-82

XAVIER
MAR leads, 13-12
 26-27 (F20) A XAV 48-22
 27-28 (F18) A XAV 16-14
 (F19) A XAV 43-34
 34-35 (F27) A MAR 47-25
 39-40 (J19) A MAR 48-36
 (F6) H MAR 51-47
 41-42 (F11) H MAR 59-49
 (M--) A XAV 43-53
 42-43 (F--) H XAV 68-53
 (F--) A MAR 56-40
 45-46 (J--) H MAR 91-50
 (F--) A MAR 72-59
 46-47 (D--) H MAR 56-47
 (D--) N MAR 75-58
 (J17) A MAR 53-41
 48-49 (F19) H XAV 53-50
 49-50 (F18) H MAR 67-63
 52-53 (D11) A XAV 96-91
 (M2) H MAR 83-78
 54-55 (J13) H MAR 82-59
 57-58 (D14) N XAV 70-68
 (F7) H MAR 99-87
 75-76 (D12) H XAV 78-77 ot
 04-05 (D30) A XAV 69-46
 17-18 (D19) A XAV 81-77

YALE
Series tied, 1-1
 44-45 (D20) A YALE 60-42
 68-69 (D21) H MAR 77-72

YOUNGSTOWN STATE
MAR leads, 6-1
 47-48 (J28) H MAR 78-77
 48-49 (J14) H MAR 62-55
 (F2) A MAR 83-60
 49-50 (D19) A MAR 71-64
 (J6) H YSU 81-76
 87-88 (D4) H MAR 79-65
 05-06 (D4) H MAR 73-70

KEY	
ot	Overtime
!	NCAA Tournament
<	National Invitation Tournament
^	Ohio Valley Conference Tourn.
+	Southern Conference Tourn.
#	Mid-American Conference Tourn.
\$	Conference USA Championship
*	Collegelsider.com Tournament
@	Charleston Civic Center



YEARLY RECORDS

YEAR	COACH	OVERALL RECORD	PCT.	CONFERENCE RECORD	CONFERENCE FINISH
1906-07	L.B. Crotty	0-1	.000	----	----
1907-08	L.B. Crotty	5-0-1	.917	----	----
1908-09	Boyd Chambers	6-2	.750	----	----
1909-10	Boyd Chambers	3-3	.500	----	----
1910-11	NO BASKETBALL				
1911-12	Boyd Chambers	2-2	.500	----	----
1912-13	Boyd Chambers	1-4	.200	----	----
1913-14	Boyd Chambers	2-5	.286	0-1	N/A
1914-18	NO BASKETBALL				
1918-19	Archer Reilly	2-5	.286	----	----
1919-20	NO BASKETBALL				
1920-21	Kemper Shelton	6-9	.400	----	----
1921-22	Herbert Cramer	5-4-1	.550	----	----
1922-23	J.E.R. Barnes	1-3	.250	----	----
1923-24	Bill Strickling	8-7	.533	----	----
1924-25	Russ Meredith	12-6	.667	----	----
1925-26	Trusty Tallmann	10-7	.588	----	----
1926-27	Bill Strickling	7-10	.412	----	----
1927-28	Johnny Stuart	11-10	.524	----	----
1928-29	Johnny Stuart	14-8	.636	----	----
1929-30	Johnny Stuart	12-3	.800	----	----
1930-31	Johnny Stuart	9-8	.529	----	----
1931-32	Tom Dandeleit	7-12	.368	----	----
1932-33	Tom Dandeleit	10-9	.526	3-6	4th#
1933-34	Tom Dandeleit	13-8	.619	6-4	2nd (T)#
1934-35	Tom Dandeleit	12-9	.571	3-6	4th#
1935-36	Cam Henderson	6-10	.375	1-8	6th#
1936-37	Cam Henderson	21-8	.724	9-1	1st#
1937-38	Cam Henderson	28-4	.875	10-0	1st#
1938-39	Cam Henderson	22-5	.814	8-1	1st#
1939-40	Cam Henderson	25-4	.862	----	----
1940-41	Cam Henderson	14-9	.609	----	----
1941-42	Cam Henderson	15-9	.625	----	----
1942-43	Cam Henderson	10-7	.588	----	----
1943-44	Cam Henderson	15-7	.681	----	----
1944-45	Cam Henderson	17-9	.654	----	----
1945-46	Cam Henderson	25-10	.714	----	----
1946-47	Cam Henderson	32-4	.865	----	----
1947-48	Cam Henderson	22-11	.667	----	----
1948-49	Cam Henderson	16-12	.571	2-2	4th\$
1949-50	Cam Henderson	15-9	.625	5-4	3rd\$
1950-51	Cam Henderson	13-13	.500	2-6	6th\$
1951-52	Cam Henderson	15-11	.577	5-7	4th\$
1952-53	Cam Henderson	20-4	.833	----	----
1953-54	Cam Henderson	13-8	.571	6-7	4th%
1954-55	Cam Henderson	17-4	.818	10-4	2nd%
1955-56	Jule Rivlin	18-5	.783	10-2	1st%
1956-57	Jule Rivlin	15-9	.625	8-4	2nd%
1957-58	Jule Rivlin	17-7	.708	9-3	2nd%
1958-59	Jule Rivlin	12-12	.500	6-6	5th%
1959-60	Jule Rivlin	10-13	.435	4-8	6th%
1960-61	Jule Rivlin	11-13	.458	5-7	4th%
1961-62	Jule Rivlin	10-13	.435	6-6	5th%
1962-63	Jule Rivlin	7-16	.304	1-11	6th (T)%

YEARLY RECORDS



YEAR	COACH	OVERALL RECORD	PCT.	CONFERENCE RECORD	CONFERENCE FINISH
1963-64	Ellis Johnson	6-17	.261	1-11	7th%
1964-65	Ellis Johnson	4-20	.167	1-11	7th%
1965-66	Ellis Johnson	12-12	.500	4-8	5th%
1966-67	Ellis Johnson	20-8	.714	10-2	2nd%
1967-68	Ellis Johnson	17-8	.680	9-3	2nd%
1968-69	Ellis Johnson	9-15	.375	3-9	6th (T)%
1969-70	Stewart Way	9-14	.391	----	----
1970-71	Stewart Way	16-10	.615	----	----
1971-72	Carl Tacy	23-4	.852	----	----
1972-73	Bob Daniels	20-7	.741	----	----
1973-74	Bob Daniels	17-9	.654	----	----
1974-75	Bob Daniels	13-13	.500	----	----
1975-76	Bob Daniels	13-14	.482	----	----
1976-77	Bob Daniels	8-19	.314	----	----
1977-78	Stu Aberdeen	14-15	.483	8-5	3rd+
1978-79	Stu Aberdeen	11-16	.407	5-8	5th+
1979-80	Stu Aberdeen	17-12	.586	10-6	2nd+
1980-81	Bob Zuffelato	18-10	.643	8-8	6th (T)+
1981-82	Bob Zuffelato	16-11	.593	8-8	5th+
1982-83	Bob Zuffelato	20-8	.714	13-3	2nd+
1983-84	Rick Huckabay	25-6	.806	13-3	1st+
1984-85	Rick Huckabay	21-13	.618	12-4	2nd+
1985-86	Rick Huckabay	19-11	.633	10-6	3rd+
1986-87	Rick Huckabay	25-6	.806	15-1	1st+
1987-88	Rick Huckabay	24-8	.750	14-2	1st+
1988-89	Rick Huckabay	15-15	.500	6-8	6th+
1989-90	Dana Altman	15-13	.535	9-5	5th+
1990-91	Dwight Freeman	14-14	.500	7-7	5th+
1991-92	Dwight Freeman	7-22	.241	3-11	6th+
1992-93	Dwight Freeman	16-11	.593	11-7	4th+
1993-94	Dwight Freeman	9-18	.333	7-11	7th+
1994-95	Billy Donovan	18-9	.667	10-4	1st (North Division)+
1995-96	Billy Donovan	17-11	.607	8-6	3rd (North Division)+
1996-97	Greg White	20-9	.690	10-4	1st (North Division)+
1997-98	Greg White	11-16	.407	7-11	4th (East Division)%
1998-99	Greg White	16-11	.593	11-7	6th (East Division)%
1999-00	Greg White	21-9	.700	11-7	4th (East Division)%
2000-01	Greg White	18-9	.667	12-6	2nd (East Division)%
2001-02	Greg White	15-15	.500	8-10	5th (East Division)%
2002-03	Greg White	14-15	.483	9-9	4th (East Division)%
2003-04	Ron Jirsa	12-17	.413	8-10	5th (East Division)%
2004-05	Ron Jirsa	6-22	.214	3-15	6th (East Division)%
2005-06	Ron Jirsa	12-16	.429	5-9	9th^
2006-07	Ron Jirsa	13-19	.407	7-9	8th (T)^
2007-08	Donnie Jones	16-14	.533	8-8	6th (T)^
2008-09	Donnie Jones	15-17	.468	7-9	6th (T)^
2009-10	Donnie Jones	24-10	.706	11-5	3rd (T)^
2010-11	Tom Herrion	22-12	.647	9-7	5th (T)^
2011-12	Tom Herrion	21-14	.600	9-7	5th (T)^
2012-13	Tom Herrion	13-19	.406	6-10	9th (T)^
2014-14	Tom Herrion	11-22	.333	4-12	14th (T)^
2014-15	Dan D'Antoni	11-21	.344	7-11	11th (T)^
2015-16	Dan D'Antoni	17-16	.515	12-6	3rd (T)^
2016-17	Dan D'Antoni	20-15	.571	10-8	6th^
2017-18	Dan D'Antoni	25-11	.694	12-5	4th^

#Buckeye Conference
+Southern Conference\$Ohio Valley Conference
^Conference USA

%Mid-American Conference



1906-07: 0-1
HEAD COACH: L.B. Crotty
D14 Charleston Taw Club A L 6-13

1907-08: 5-0-1
HEAD COACH: L.B. Crotty
N28 Charleston (W.Va.) A W 7-6
D20 Charleston (W.Va.) A W 12-5
J23 Ronceverte A T 11-11
J24 Alderson-Broddus A W 14-12
J25 Hinton A W 30-4
F27 Ashland YMCA H W 21-2

1908-09: 6-2
HEAD COACH: Boyd Chambers
N27 Morehead State H W 11-4
Pomeroy H W 38-11
Middleport YMCA H W 64-11
Davis & Elkins H W 52-17
Middleport A W 44-40
Charleston (W.Va.) A W 46-17
Parkersburg YMCA A W 16-58
Marietta College A L 26-48

1909-10: 3-3
HEAD COACH: Boyd Chambers
Ashland YMCA W 27-16
Ashland YMCA L 32-45
Charleston HS L 32-27
Charleston HS L 19-20
Middleport W 49-23
Charleston (W.Va.) W 39-3

1910-11: No Basketball
1911-12: 2-2
HEAD COACH: Boyd Chambers
Charleston (W.Va.) W 42-29
Ashland YMCA L 43-47
Bethany (W.Va.) W 36-25
Parkersburg L 39-42

1912-13: 1-4
HEAD COACH: Boyd Chambers
J1 Charleston (W.Va.) W 29-9
J17 Davis & Elkins L 27-28
J29 Cin. Church of Christ L 10-68
J31 Otterbein L 23-29
F8 Notre Dame H L 9-27

1913-14: 2-5, 0-1 WVAA
HEAD COACH: Boyd Chambers
Charleston (W.Va.) W 29-9
Huntington High W 16-2
Davis & Elkins L 27-28
Cin. Church of Christ L 10-68
Otterbein L 23-27
Ashland YMCA L 22-36
Ashland YMCA L 22-46

1914-18: No Basketball
1918-19: 2-5
HEAD COACH: Archer Reilly
Marietta College L 20-44
Charleston (W.Va.) L 31-39
Greenbrier Military L 30-39
Kentucky Wesleyan H W 26-24
Spencer High W 48-19
Charleston (W.Va.) L 29-39
Huntington High L 37-42

1919-20: No Basketball
1920-21: 6-9
HEAD COACH: Kemper Shelton
Glenville State L 30-31
Georgetown (Ky.) L 23-30
Charleston (W.Va.) L 16-33
Rio Grande W 40-12
Salem International L 20-27
Salem International L 21-26
Muskingum L 14-34
Salem International L 21-26
Ashland YMCA W 29-10
Charleston (W.Va.) L 21-25
Ironton W 81-18
Rio Grande W 37-19
Charleston (W.Va.) W 29-21

1921-22: 5-4-1
HEAD COACH: Herbert Cramer
Rio Grande W 21-6
Alderson-Broddus L 11-23
Virginia Tech A L 11-27
Bluefield State A L 26-28
Bluefield State H W 23-6
Georgetown (Ky.) W 29-23
Marietta College L 21-40
Bethany (W.Va.) L 12-24
Ohio Mechanics W 17-15
Alderson-Broddus W 33-20

1922-23: 1-3
HEAD COACH: J.E.R. Barnes
Rio Grande W 32-14
Marietta College A L 16-17
Davis & Elkins H L 33-47
W.Va. Wesleyan L 25-43

1923-24: 8-7
HEAD COACH: Bill Strickling
J12 Marietta College H L 22-31
J17 Davis & Elkins A L 25-39
J18 Fairmont State A W 21-21
J19 Alderson-Broddus A L 20-21
J26 Charleston (W.Va.) H W 39-29
J31 Davis & Elkins H W 24-14
F1 Fairmont State H W 17-10
F9 Charleston (W.Va.) A L 17-24
F12 Concord H W 18-13
Kentucky Wesleyan A W 26-20

F - Marietta College A L 19-28
F20 Alderson-Broddus H W 27-24
F22 Virginia Tech H W 29-14
F28 Glenville State H W 25-24
- - Salem International H L 18-21

1924-25: 12-6
HEAD COACH: Russ Meredith
J9 Rio Grande H W 25-22
J16 Charleston (W.Va.) H W 45-16
J17 Davis & Elkins H L 13-33
J21 Salem International A W 23-16
J22 Fairmont State A W 18-11
J23 Davis & Elkins A L 19-31
J24 Alderson-Broddus A W 33-17
J28 West Virginia Tech H W 32-6
J30 Fairmont State H L 13-23
F5 West Virginia Tech A L 18-21
F10 Salem International H L 23-24
F14 Concord H W 29-10
F - Eastern Kentucky A W 47-28
F - Kentucky Wesleyan H W 27-20
F - Georgetown (Ky.) H L 21-36
F24 Alderson-Broddus H W 48-23
F28 Kentucky Wesleyan H W 23-13
M5 Charleston (W.Va.) H W 37-15
M - Concord College H W 31-10

1925-26: 10-7
HEAD COACH: Trusty Tallmann
J10 Alumni H W 18-6
J - Fairmont State H W 16-17
J - Rio Grande H W 22-11
J16 Charleston (W.Va.) A W 27-22
J21 Alderson-Broddus A L 20-32
J22 Salem International A W 30-24
J30 West Virginia Tech H W 25-24
F4 Salem International H W 30-23
F6 Washington & Lee H L 21-34
F11 West Virginia Tech H L 22-25
F13 W.Va. Wesleyan H W 31-27
F16 Bethany (W.Va.) A L 25-35
F17 Fairmont State A L 20-27
F18 W.Va. Wesleyan A L 13-30
F24 Alderson-Broddus H W 35-25
F26 Concord A W 34-31
M2 Charleston (W.Va.) H W 45-18

1926-27: 7-10
HEAD COACH: Bill Strickling
J8 Alumni H W 25-22
J13 Glenville State H L 13-26
J15 West Virginia Tech H L 16-21
J20 Fairmont State A L 27-37
J21 Alderson-Broddus A W 37-26
J22 W.Va. Wesleyan A L 5-35
J28 West Virginia Tech A L 29-37
F1 Fairmont State H L 20-27
F4 Bluefield State H W 41-20
F10 Salem International H L 23-39
F12 Concord H W 29-17
F18 Fenwick Club A L 26-27
F19 Xavier A L 22-48
F22 Alderson-Broddus H W 34-14
F25 W.Va. Wesleyan H L 25-35
F28 Charleston (W.Va.) A W 21-19
M3 Charleston (W.Va.) H W 19-15

1927-28: 11-10
HEAD COACH: Johnny Stuart
J7 Alumni H W 33-18
J11 Bluefield State H W 28-23
J14 Charleston Senators A W 49-30
J18 Fairmont State A L 22-40
J19 Alderson-Broddus A W 29-23
J20 W.Va. Wesleyan A W 26-17
J21 Davis & Elkins A L 22-42
J28 Davis & Elkins H L 6-17
F1 Glenville State H L 22-23
F3 Charleston (W.Va.) A L 17-20
F10 Fairmont State H W 46-32
F - West Virginia Tech H W 29-21
F - Centre College H L 24-30
F17 Xavier A L 14-16
F18 Xavier A L 34-43
F22 Alderson-Broddus H W 30-20
F25 W.Va. Wesleyan H W 34-31
F - Armoo H L 28-36
F - Charleston (W.Va.) H L 24-26
M1 Charleston (W.Va.) A W 37-17

1928-29: 14-8
HEAD COACH: Johnny Stuart
J5 Alumni H W 51-20
J12 West Virginia Tech H W 36-28
J15 Alderson-Broddus A W 36-23
J16 West Virginia A L 21-44
J17 Fairmont State A W 47-30
J18 W.Va. Wesleyan A L 23-24
J19 Davis & Elkins A L 23-54
J21 Concord H W 47-41
J26 Charleston (W.Va.) H W 43-38
J28 West Virginia Tech A W 52-35
F2 Davis & Elkins H L 34-50
F5 Fairmont State H W 54-33
F13 Alderson-Broddus H W 59-21
F14 Centre College H W 42-26
F16 W.Va. Wesleyan H W 37-31
F19 Virginia H L 32-46
F20 Washington & Lee A L 30-48
F22 Virginia Tech A W 35-32
F23 Concord A L 32-42
F26 Charleston (W.Va.) A W 47-26
F28 Charleston (W.Va.) H W 43-23

1929-30: 12-3
HEAD COACH: Johnny Stuart
J4 Alumni H W 39-25
J10 West Virginia Tech H W 53-21
J12 Fairmont State A L 23-24
J17 W.Va. Wesleyan A W 34-23
J18 Salem International A W 36-21
J23 Charleston (W.Va.) H W 32-19
J24 Concord H W 40-34
J29 West Virginia Tech A W 50-24
F5 Fairmont State H W 45-34
F8 Salem International H W 33-23
F14 Charleston (W.Va.) A W 49-32
F20 W.Va. Wesleyan H W 36-28
F25 West Virginia A L 35-48
M1 Glenville State H L 32-36
M4 Charleston (W.Va.) H W 41-34

1930-31: 9-8
HEAD COACH: Johnny Stuart
D27 Kentucky A W 26-42
J6 Alumni H W 30-24
J10 Charleston (W.Va.) A W 42-29
J14 West Virginia A L 22-36
J15 Fairmont State A L 35-46
J16 W.Va. Wesleyan A L 30-37
J17 Salem International A W 54-28
J24 West Virginia Tech H W 45-32
J28 Ohio A L 38-42
F4 Fairmont State H W 47-31
F6 Wittenberg H L 31-33
F13 West Virginia Tech A L 35-47
F14 Emory & Henry A W 35-28
F16 Salem International A L 35-43
F19 Charleston (W.Va.) H W 40-23
F27 W.Va. Wesleyan H W 40-22
M5 Charleston (W.Va.) H W 50-22

1931-32: 7-12
HEAD COACH: Tom Dandeleit
D30 Kentucky A L 16-46
- - Wittenberg A L 21-30
- - Pikeville College A L 21-42
- - Charleston (W.Va.) A W 30-28
- - West Virginia Tech H W 35-17
- - Ohio H L 26-29
- - Fairmont State A L 31-32
- - W.Va. Wesleyan A W 31-27
- - Salem International A W 36-34
- - Salem International H L 22-27
- - Fairmont State A L 15-37
- - West Virginia Tech A L 18-23
- - Virginia Tech H L 17-25
- - Marietta College - W 42-22
- - W.Va. Wesleyan H W 41-30
F18 Cincinnati A L 28-31
- - Concord - L 15-24
- - Marietta College - L 23-27
- - Charleston (W.Va.) H W 63-31

1932-33: 10-9, 3-6 Buckeye Conf.
HEAD COACH: Tom Dandeleit
D17 Kentucky N1 L 26-53
J3 Charleston (W.Va.) A W 56-25
J10 Ohio* H L 23-35
J14 Ohio Wesleyan* A W 36-45
J18 Miami (Ohio)* H W 34-22
J18 Cincinnati* H W 41-27
J26 Fairmont State A W 49-44
J27 W.Va. Wesleyan A L 30-34
J28 Salem A W 52-35
J31 Fairmont State H L 23-29
F3 Wittenberg* A L 21-59
F8 Ohio* A L 36-39
F11 Ohio Wesleyan* H L 32-36
F14 Charleston (W.Va.) H W 54-28
F17 Cincinnati* A L 28-31
F18 Miami (Ohio)* A W 40-30
F22 Salem International H W 45-30
F24 Wittenberg H W 37-34
M2 W.Va. Wesleyan H W 46-25
(N1) Ashland, Ky.

1933-34: 13-8, 6-4 Buckeye Conf.
HEAD COACH: Tom Dandeleit
D14 Kentucky A L 26-48
D27 Indiana H L 20-36
J3 Valparaiso H W 22-17
J6 Cincinnati* H W 35-25
J10 Wittenberg* A W 37-24
J13 Miami (Ohio)* A W 30-16
J17 Ohio* A L 19-35
J25 Fairmont State A L 26-29
J26 Davis & Elkins A W 41-36
J27 W.Va. Wesleyan A L 37-42
F6 Ohio Wesleyan* H W 19-18
F8 Ohio Wesleyan* A L 29-46
F10 Wittenberg* H L 27-34
F13 Charleston (W.Va.) H W 49-34
F16 Miami (Ohio)* A W 31-28
F17 Cincinnati* A L 32-41
F22 Ohio* H W 41-37
F24 Fairmont State H W 35-26
F27 Davis & Elkins H W 46-41
M1 Charleston (W.Va.) H W 41-36
M2 W.Va. Wesleyan H W 40-33

1934-35: 12-9, 3-6 Buckeye Conf.
HEAD COACH: Tom Dandeleit
D27 McArthur Collegians A W 48-22
D28 Carbon Carbide A W 54-23
J3 N.Y. Celtics H L 21-29
J6 Charleston (W.Va.) A L 39-43
J7 Dayton* H W 39-25
J9 Ohio Wesleyan* A L 28-40
J12 Cincinnati* A L 40-50
J19 Ohio* H L 40-45
J30 W.Va. Wesleyan H L 29-37
J31 Salem International A W 56-43
F1 Fairmont State A W 32-30
F5 Charleston (W.Va.) H W 25-24
F6 Ohio* A W 41-37

F8 Ohio Wesleyan* H L 28-37
F13 Fairmont State H W 34-29
F15 Cincinnati* A L 27-48
F16 Miami (Ohio)* A L 22-31
F22 Miami (Ohio)* H W 31-23
F26 Dayton* A W 35-32
F27 Xavier A W 47-25
M1 W.Va. Wesleyan H W 26-18

1935-36: 6-10, 1-8 Buckeye Conf.
HEAD COACH: Cam Henderson
D - Charleston (W.Va.) A W 49-38
- - Dayton* H L 35-37
- - Ohio* H L 36-53
J18 Cincinnati* A L 34-41
- - Ohio Wesleyan* A L 34-45
- - Charleston (W.Va.) H W 62-20
- - W.Va. Wesleyan A L 42-44
- - Fairmont State A W 64-36
- - Ohio Wesleyan* H L 30-38
F14 Cincinnati* A L 33-51
F15 Miami (Ohio)* A L 37-44
- - Fairmont State H W 70-40
F22 Miami (Ohio)* H L 32-46
- - Ohio* H L 43-48
- - W.Va. Wesleyan H W 65-35
- - Dayton* A W 38-27

1936-37: 21-8, 9-1 Buckeye Conf.
HEAD COACH: Cam Henderson
BUCKEYE CONFERENCE CHAMPIONS
D15 Lincoln Memorial A W 82-27
D17 Western Maryland A W 56-28
D18 Loyola (Md.) A W 41-29
D19 Fort Belvoir A W 56-39
D21 George Washington A L 19-39
D22 LIU A L 33-41
D23 St. Thomas Aquinas A L 44-48
D28 CUNY A L 33-49
D28 John Marshall (N.J.) A W 69-35
D29 St. Francis (N.Y.) A L 27-38
D30 Rutgers-Newark A W 60-43
J5 Dayton* H W 51-35
J9 Cincinnati* H W 38-33
J11 Union College (Ky.) H W 56-35
J16 Ohio Wesleyan* A W 35-27
J19 Centre College H W 33-29
J29 Lincoln Memorial H W 70-38
J30 Union College (Ky.) H W 61-37
F1 Tennessee A L 31-33
F2 Centre College A W 59-42
F6 Miami (Ohio)* H W 32-31
F12 Miami (Ohio)* A W 45-35
F13 Cincinnati* A W 56-53
F18 Ohio Wesleyan* H W 54-30
F20 Dayton* A W 48-41
F23 Ohio* A L 32-40
F25 W.Va. Wesleyan A L 47-54
F27 Ohio* H W 36-33
M2 W.Va. Wesleyan H W 57-42
+ overtime

1937-38: 28-4, 10-0 Buckeye Conf.
HEAD COACH: Cam Henderson
BUCKEYE CONFERENCE CHAMPIONS
D14 Alderson-Broddus A W 48-44
D15 Salem International A W 50-36
D16 Loyola (Md.) A W 51-29
D18 John Marshall (N.J.) A W 35-31
D20 LIU A W 50-40
D21 St. Francis (N.Y.) A W 54-52
D22 Brooklyn YMCA A W 64-47
D23 St. Thomas Aquinas A L 39-47
J1 St. Louis H W 52-24
J4 High Point H W 55-37
J8 Ohio Wesleyan* H W 42-37
J11 Dayton* A W 49-28
J15 Cincinnati* H W 63-32
J19 Miami (Ohio)* H W 58-27
J22 W.Va. Wesleyan A W 71-47
J - Salem International H W 68-40
J31 Roanoke College H L 41-51
F1 High Point A W 73-54
F2 South Carolina A W 46-15
F4 Maryville (Tenn.) A W 62-26
F5 Tennessee A W 34-31
F8 Kentucky Wesleyan H W 77-26
F12 Ohio Wesleyan* H W 67-32
F15 Ohio* A W 22-12
F18 Cincinnati* A W 38-27
F19 Miami (Ohio)* A W 22-16
F23 LIU H L 33-38
F26 Dayton* H W 56-31
M3 Ohio* H W 44-32
M5 W.Va. Wesleyan H W 63-38

NAIB National Tournament
- - Peru State (Nebr.) N1 W 67-60
- - Washab College N1 L 51-53
(N1) Kansas City, Mo.

1938-39: 22-5, 8-1 Buckeye Conf.
HEAD COACH: Cam Henderson
BUCKEYE CONFERENCE CHAMPIONS
D15 Salem International A W 66-41
D16 Roanoke College A L 44-48
D17 Loyola (Md.) A W 53-37
D21 Brooklyn YMCA A W 61-57
D22 John Marshall A W 40-28
D23 St. Francis (N.Y.) A L 33-45
D24 Scranton A W 41-30
J5 Salem International H W 56-44
J7 Bethany (W.Va.) H W 71-21
J12 Ohio Wesleyan* A W 43-28
J14 W.Va. Wesleyan A W 43-39
J17 Cincinnati* H W 23-22
J21 Dayton* H W 46-37
J30 Emory & Henry A W 52-46
J31 Virginia Tech A W 47-31
F1 Lenoir-Rhyne A W 55-46
F2 Furman A W 84-33
F3 Tennessee H W 47-40
F10 Ohio Wesleyan* H L 44-58

YEARLY RESULTS



F 12	Emory & Henry	H	W	47-45	-	-	Fort Belvoir	A	W	65-40
F 14	Ohio*	H	W	47-42	-	-	Washington&Jefferson	A	L	40-51
F 17	Miami (Ohio)*	A	W	48-30	J	8	Murray State	H	W	52-37
F 18	Cincinnati*	A	L	30-35	J	15	Western Kentucky	H	L	36-39
F 22	Roanoke College	H	L	44-46	J	22	Cincinnati	H	W	55-49
F 24	W.Va. Wesleyan	H	W	54-38	J	31	Toledo	A	L	56-61
M 1	Miami (Ohio)*	H	W	46-29	-	-	Salem International	A	W	58-32
M 4	Ohio*	A	W	50-40	-	-	Morehead State	H	W	43-41

1939-40: 25-4

HEAD COACH: Cam Henderson											
D	-	Wheeling Coca-Cola	H	W	89-59	-	-	-	-	-	
-	-	Salem International	A	W	63-36	-	-	-	-	-	
-	-	Roanoke College	A	W	55-29	-	-	-	-	-	
-	-	Loyola (Md.)	A	W	69-42	-	-	-	-	-	
-	-	Rutgers-Newark	A	W	53-40	-	-	-	-	-	
-	-	St. Francis (N.Y.)	A	L	38-41	-	-	-	-	-	
-	-	CCNY	A	W	60-26	-	-	-	-	-	
-	-	Brooklyn YMCA	A	W	53-17	-	-	-	-	-	
-	-	Montclair State	A	W	54-5	-	-	-	-	-	
-	-	California	H	W	51-47	-	-	-	-	-	
-	-	Roanoke College	H	W	53-27	-	-	-	-	-	
-	-	Salem International	H	W	78-50	-	-	-	-	-	
J	8	Toledo	H	W	50-37	-	-	-	-	-	
J	13	Toledo	A	L	50-60	-	-	-	-	-	
J	19	Xavier	A	W	48-36	-	-	-	-	-	
-	-	Dayton	H	W	31-25	-	-	-	-	-	
-	-	Emory & Henry	H	W	68-39	-	-	-	-	-	
-	-	W.Va. Wesleyan	A	W	71-45	-	-	-	-	-	
-	-	Virginia Tech	A	W	45-38	-	-	-	-	-	
-	-	Emory & Henry	A	W	65-26	-	-	-	-	-	
F	3	Tennessee	A	W	47-40	J	6	Tennessee	A	L	40-48
F	6	Xavier	H	W	51-47	J	12	Murray State	A	L	58-54
F	-	Rutgers-Newark	H	W	75-32	J	15	Cincinnati	H	W	75-37
F	-	Charleston (W.Va.)	A	W	39-25	J	21	Louisville	H	W	57-52
F	-	Morehead State	A	W	42-31	J	27	Western Kentucky	H	W	68-41
F	-	Morehead State	A	W	51-40	J	-	West Virginia Tech	-	W	98-36
-	-	Dayton	A	W	61-25	F	1	Murray State	H	L	33-34
-	-	Charleston (W.Va.)	H	L	42-51	F	1	Western Kentucky	A	L	45-67
-	-	W.Va. Wesleyan	H	W	65-53	F	2	Louisville	A	L	51-58

1940-41: 14-9

HEAD COACH: Cam Henderson										
D	-	Dayton	H	W	78-42	-	-	-	-	-
D	-	Mexico	H	W	52-36	-	-	-	-	-
D	14	Indiana	A	L	22-53	-	-	-	-	-
D	-	Southeastern	-	L	51-53	-	-	-	-	-
D	-	Wichita State	-	L	33-36	-	-	-	-	-
D	19	Colorado College	A	L	31-35	-	-	-	-	-
D	20	Denver	A	L	40-45	-	-	-	-	-
D	21	Colorado State	A	W	35-31	-	-	-	-	-
J	2	Tennessee	A	L	22-33	-	-	-	-	-
J	6	Tennessee	H	W	33-29	-	-	-	-	-
J	10	Louisville	H	W	45-24	-	-	-	-	-
J	-	Dayton	A	W	46-37	-	-	-	-	-
J	-	Centre College	-	W	69-25	-	-	-	-	-
J	27	St. Francis (N.Y.)	A	W	50-36	-	-	-	-	-
J	28	Soranton	A	W	58-43	-	-	-	-	-
J	29	Selon Hall	A	L	37-40	-	-	-	-	-
J	30	Brooklyn YMCA	A	W	63-48	-	-	-	-	-
J	31	Baltimore	A	L	36-49	-	-	-	-	-
F	-	Morehead State	A	W	60-45	-	-	-	-	-
F	-	Morehead State	H	W	47-36	-	-	-	-	-
F	-	St. Francis (Pa.)	-	W	87-43	-	-	-	-	-
F	-	W.Va. Wesleyan	A	L	53-71	-	-	-	-	-
F	-	W.Va. Wesleyan	H	W	87-44	-	-	-	-	-

1941-42: 15-9

HEAD COACH: Cam Henderson										
D	13	Denver	H	W	47-45	-	-	-	-	-
D	15	Wichita State	-	W	60-24	-	-	-	-	-
D	18	Southwestern	-	W	57-30	-	-	-	-	-
D	19	Bethany	-	W	62-32	-	-	-	-	-
D	27	Roanoke	A	L	33-41	-	-	-	-	-
D	29	Miami (Fla.)	A	W	37-33	-	-	-	-	-
J	3	Columbus State	A	W	55-30	-	-	-	-	-
J	7	Morehead State	A	W	60-59	-	-	-	-	-
J	10	Dayton	H	W	43-37	-	-	-	-	-
J	12	Toledo	H	W	43-37	-	-	-	-	-
J	17	Toledo	A	L	47-55	-	-	-	-	-
J	23	Alderson-Broadus	-	L	55-58	-	-	-	-	-
J	27	Salem International	A	L	53-54	-	-	-	-	-
J	31	Tennessee	A	L	37-48	-	-	-	-	-
F	5	Salem International	H	L	61-64	-	-	-	-	-
F	7	West Liberty State	-	W	80-57	-	-	-	-	-
F	11	Xavier	H	W	59-49	-	-	-	-	-
F	13	Davis & Elkins	-	W	83-37	-	-	-	-	-
F	20	Morehead State	H	L	40-43	-	-	-	-	-
F	24	W.Va. Wesleyan	A	L	62-67	-	-	-	-	-
F	27	Dayton	A	W	55-31	-	-	-	-	-
M	6	W.Va. Wesleyan	H	W	76-59	-	-	-	-	-
M	6	Xavier	A	L	43-53	-	-	-	-	-

1942-43: 10-7

HEAD COACH: Cam Henderson										
D	-	West Virginia Tech	-	W	73-40	-	-	-	-	-
-	-	Morehead State	A	L	45-47	-	-	-	-	-
J	11	Toledo	H	L	41-57	-	-	-	-	-
-	-	Dayton	H	L	45-52	-	-	-	-	-
-	-	Alderson-Broadus	-	W	64-39	-	-	-	-	-
-	-	Charleston (W.Va.)	-	L	50-69	-	-	-	-	-
-	-	Salem International	A	W	66-54	-	-	-	-	-
-	-	West Liberty State	-	W	58-47	-	-	-	-	-
-	-	Morehead State	H	L	44-66	-	-	-	-	-
-	-	Dayton	A	W	59-48	-	-	-	-	-
-	-	West Virginia Tech	-	W	58-53	-	-	-	-	-
-	-	Kentucky Wesleyan	H	W	63-46	-	-	-	-	-
-	-	Xavier	H	L	53-68	-	-	-	-	-
F	20	Toledo	A	L	47-81	-	-	-	-	-
-	-	Charleston (W.Va.)	-	W	56-33	-	-	-	-	-
-	-	Salem International	H	W	72-56	-	-	-	-	-
-	-	Xavier	A	W	56-40	-	-	-	-	-

1943-44: 15-7

HEAD COACH: Cam Henderson										
D	-	Georgetown (Ky.)	-	W	68-22	-	-	-	-	-
-	-	Fairmont State	-	W	43-24	-	-	-	-	-
-	-	Fairmont State	-	W	44-30	-	-	-	-	-
-	-	Loyola (Md.)	A	W	55-37	-	-	-	-	-
D	16	Maryland	A	W	48-39	-	-	-	-	-
D	18	American	A	W	61-25	-	-	-	-	-
-	-	Army War College	A	W	65-33	-	-	-	-	-

-	-	Fort Belvoir	A	W	65-40	-	-	-	-	-
-	-	Washington&Jefferson	A	L	40-51	-	-	-	-	-
J	8	Murray State	H	W	52-37	-	-	-	-	-
J	15	Western Kentucky	H	L	36-39	-	-	-	-	-
J	22	Cincinnati	H	W	55-49	-	-	-	-	-
J	31	Toledo	A	L	56-61	-	-	-	-	-
-	-	Salem International	A	W	58-32	-	-	-	-	-
-	-	Morehead State	H	W	43-41	-	-	-	-	-
F	12	Louisville	H	W	68-54	-	-	-	-	-
F	16	Morehead State	A	L	31-55	-	-	-	-	-
F	17	Cincinnati	A	L	37-65	-	-	-	-	-
F	17	Western Kentucky	A	L	48-61	-	-	-	-	-
F	18	Murray State	A	L	43-65	-	-	-	-	-
-	-	Salem International	H	W	84-31	-	-	-	-	-
F	29	Toledo	H	W	58-27	-	-	-	-	-

1944-45: 17-9

HEAD COACH: Cam Henderson										
D	-	Georgetown (Ky.)	-	W	85-27	-	-	-	-	-
-	-	Fairmont State	-	W	53-32	-	-	-	-	-
D	14	Penn State	A	L	32-34	-	-	-	-	-
D	15	Bucknell	A	L	52-49	-	-	-	-	-
D	16	Scranton	A	W	44-42	-	-	-	-	-
D	20	Brooklyn College	A	W	57-42	-	-	-	-	-
-	-	Yale	A	L	42-60	-	-	-	-	-
-	-	Fort Belvoir	A	L	45-49	-	-	-	-	-
-	-	Pentagon	A	W	76-44	-	-	-	-	-
-	-	Army War College	A	W	86-29	-	-	-	-	-
-	-	Salem International	A	W	119-55	-	-	-	-	-
J	6	Tennessee	A	L	40-48	-	-	-	-	-
J	12	Murray State	A	W	58-54	-	-	-	-	-
J	15	Cincinnati	H	W	75-37	-	-	-	-	-
J	21	Louisville	H	W	57-52	-	-	-	-	-
J	27	Western Kentucky	H	W	68-41	-	-	-	-	-
J	-	West Virginia Tech	-	W	98-36	-	-	-	-	-
F	1	Murray State	H	L	33-34	-	-	-	-	-
F	1	Western Kentucky	A	L	45-67	-	-	-	-	-
F	2	Louisville	A	L	51-58	-	-	-	-	-
F	3	Cincinnati	A	L	34-36	-	-	-	-	-
-	-	Muskingum	-	W	77-48	-	-	-	-	-
-	-	Fairmont State	-	W	71-35	-	-	-	-	-
-	-	Morehead State	H	W	52-39	-	-	-	-	-
-	-	West Virginia Tech	-	W	83-49	-	-	-	-	-
-	-	Morehead State	A	L	37-57	-	-	-	-	-

1945-46: 25-10

HEAD COACH: Cam Henderson										
Ohio Valley Tournament										
N	24	Western Kentucky	N1	L	45-51	-	-	-	-	-
D	-	Kentucky Wesleyan	H	W	58-36	-	-	-	-	-
-	-	Rio Grande	-	W	89-35	-	-	-	-	-
-	-	Kentucky Wesleyan	H	W	77-34	-	-	-	-	-
-	-	Georgetown (Ky.)	-	W	69-27	-	-	-	-	-
-	-	Morehead State	H	W	41-46	-	-	-	-	-
D	14	Western Kentucky	A	L	56-40	-	-	-	-	-
-	-	Virginia	A	L	39-56	-	-	-	-	-
-	-	Army War College	A	W	67-35	-	-	-	-	-
D	20	Maryland	A	W	50-43	-	-	-	-	-
D	28	Kansas State	N2	W	88-42	-	-	-	-	-
D	29	Hamline	N2	L	54-58	-	-	-	-	-
D	31	Bradley	A	W	54-47	-	-	-	-	



1954-55: 17-4, 10-4 MAC
HEAD COACH: Cam Henderson
D 8 Rep. of China (exh.) H W 91-58
D11 Case Western Reserve* A W 90-84
D13 Colorado State H W 95-55
D14 Ohio* A W 105-85
D29 Virginia N1 W 103-98
D30 Carnegie Mellon N1 W 101-82
J 1 Washington & Lee H W 89-79
J 5 Miami (Ohio)* A L 74-89
J 8 Western Michigan* H W 79-50
J13 Xavier* H W 82-59
J15 Toledo* H W 68-56
J17 Kent State* H W 86-59
J22 Kent State* A L 73-92
F 1 Western Michigan* A L 75-89
F 5 Charleston (W.Va.) H W 109-94
F 9 Ohio* H W 84-73
F12 Toledo* A W 90-74
F14 Bowling Green* A W 91-89
F17 Charleston (W.Va.) A W 103-92
F20 Bowling Green* H W 91-69
F22 Miami (Ohio)* H W 89-77
F26 Case Western Reserve* H L 58-70
(N1) Fayetteville, W.Va.

1955-56: 18-5, 10-2 MAC
HEAD COACH: Jule Rivlin
MID-AMERICAN CONFERENCE CHAMPIONS
NCAA TOURNAMENT
D 8 Spring Hill H W 83-69
D10 Washington & Lee H W 115-83
D15 Ohio* H W 87-71
D17 Western Michigan* A L 70-80
D20 Morehead State H L 89-102
Fayetteville Invitational
D29 Boston College N1 W 130-69
D30 Denver N1 W 79-78

J 4 Miami (Ohio)* H W 99-93
J 7 Western Michigan* H W 85-72
J12 Ohio* A W 72-63
J14 Toledo* H W 92-53
J18 Charleston (W.Va.) H W 115-76
J20 Baldwin-Wallace A W 91-87
J21 Kent State* H W 97-83
J28 Morehead State A W110-108
F 2 Morehead State A L103-108
F 7 W.Va. Wesleyan H W 85-64
F10 Bowling Green* A W 87-85
F11 Toledo* A W 78-70
F20 Bowling Green* H W 95-91
F22 Miami (Ohio)* A L 82-103
F25 Charleston (W.Va.) A W 109-91

NCAA Midwest Regional
First Round
M12 Morehead State N2 L 92-107
(N1) Fayetteville, Ind.
(N2) Fort Wayne, Ind.

1956-57: 15-9, 8-4 MAC
HEAD COACH: Jule Rivlin
D 8 Spring Hill H W 74-55
D10 Morehead State H L 69-71
D12 St. Francis (Pa.) H W 101-89
D15 Western Michigan* H W 103-75
Watauga Invitational
D21 Austin Peay N1 W 61-60
D22 East Tenn. State A L 71-81
D29 Arizona State H W 98-73
J 3 Miami (Ohio)* A L 77-93
J 5 Charleston (W.Va.) H W 99-75
J 9 Ohio* H W 77-71
J12 Toledo* A W 76-74
J14 Bowling Green* A L 75-80
J16 Morehead State* H W 77-81
J19 Kent State* H W 108-67
J26 Kent State* A W 76-60
J30 Ohio* A L 74-103
F 2 Murray State H W 97-88
F 7 Baldwin-Wallace H W 102-80
F 9 Bowling Green* H W 87-66
F14 Charleston (W.Va.) A L 79-82
F16 Toledo* H W 91-82
F23 St. Francis (Pa.) A L 96-99
F27 Miami (Ohio)* H L 91-96
M 2 Western Michigan* A W 101-85
(N1) Johnson City, Tenn.

1957-58: 17-7, 9-3 MAC
HEAD COACH: Jule Rivlin
D 4 Morehead State A W 85-77
D 7 St. Francis (Pa.) A L 78-86
Cincinnati Tournament
D13 St. Bonaventure N1 W 87-68
D14 Xavier N1 L 68-70

D18 Miami (Ohio)* H L 97-106
D21 Charleston (W.Va.) H W 113-86
D28 Washington & Lee H W 97-73
J 2 Morehead State H L 80-93
J 4 Kent State* H W 69-49
J 9 Charleston (W.Va.) A W 99-88
J11 Ohio* H W 81-78
J18 St. Francis (Pa.) H W 100-96
J25 Florida State H W 109-88
J29 Ohio* A W 98-89
F 1 Bowling Green* A W 76-74
F 5 Toledo* A L+ 70-72
F 7 Xavier* H W 99-87
F 8 Bowling Green* H W 101-87
F10 Murray State A L 92-98
F14 Kent State* A W 70-52
F20 Toledo* H W 92-69
F22 Miami (Ohio)* A L 73-82
F24 Western Michigan* A W 93-80
F28 Western Michigan* H W 86-69
(N1) Cincinnati, Ohio
+overtime

1958-59: 12-12, 6-6 MAC
HEAD COACH: Jule Rivlin
D 1 St. Joseph's (Ind.) H W 84-75
D 6 Virginia Tech H W 78-70
D 8 Eastern Kentucky H W 88-82
D11 Western Michigan* A W 78-63
D13 Cincinnati (#1) A L 86-106
D16 Miami (Ohio)* A L 69-73
D18 Pacific H W 96-71
D20 St. Francis (Pa.) H L 72-74
D22 Seattle (#16) H L 80-91
J 7 Ohio* H L 84-88
J10 St. Francis (Pa.) H W 89-81
J12 Virginia Tech N1 L 80-93
J17 Western Michigan* H W 91-65
J24 Kent State* H W 84-83
J31 Kent State* A L 61-79
F 3 Morehead State A W 86-83
F 7 Bowling Green* H L+ 85-88
F11 Ohio* H W 75-73
F14 Toledo* H W 86-74
F21 St. Bonaventure (#18) N2 L 77-90
F26 Morehead State H L 91-92
F29 Bowling Green* A L 81-94
M 2 Toledo* A L 60-67
M 5 Miami (Ohio)* H W 90-79
(N1) Bluefield, Va.
(N2) Buffalo, N.Y.
+++ triple-overtime

1959-60: 10-13, 4-8 MAC
HEAD COACH: Jule Rivlin
D 1 St. Joseph's (Ind.) H W 92-65
D 5 Cincinnati (#1) A L 61-102
D 9 Pepperdine H W 82-76
D12 Eastern Kentucky A L 82-90
Watauga Invitational
D14 Virginia Tech N1 W 85-80
D16 Miami (Ohio)* H W 93-77
D19 Western Michigan* H W 90-81
J 2 St. Francis (Pa.) A L 78-86
J 9 Kent State* H W 92-75
J11 Virginia Tech N2 L 72-79
J13 Ohio* H L 77-87
J16 Toledo (#18)* A L 51-63
J23 Western Michigan* A L 74-81
J26 Kent State* A L 70-101
J28 Western Kentucky H W 100-97
J30 St. Bonaventure N3 L 80-93
F 2 Bowling Green* H W 85-75
F 5 Portland H W 72-60
F 6 Ohio (#18)* A L 82-86
F 9 Miami (Ohio)* A L 78-86
F13 Toledo (#19)* H L 48-65
F22 Eastern Kentucky H W 86-79
F27 Bowling Green* A L 86-90
(N1) Johnson City, Tenn.
(N2) Bluefield, Va.
(N3) Buffalo, N.Y.

1960-61: 11-13, 5-7 MAC
HEAD COACH: Jule Rivlin
D 5 Marietta College A W 78-59
D 5 Eastern Kentucky A L 67-84
D 8 Clemson H W 82-65
D10 Miami (Ohio)* A W 57-64
D14 Ohio* H L 53-71
D - George Washington H W 78-76
J 4 Ohio* A L 79-88
J 7 Kent State* H W 73-72
J11 Miami (Ohio)* H L 68-71
J14 Toledo* H L 55-60
J21 Western Michigan* A W 76-69
J21 Morehead State A L 68-70
J28 Bowling Green* A W 64-58
- Charleston (W.Va.) H W 106-87
- Western Michigan H W 93-68
F 6 Western Kentucky A L 77-100
F - St. Francis (Pa.) H W 91-70
F - Morehead State H L 74-78
F18 Toledo* A L 66-79
F20 Bowling Green* H W 67-60
F23 Eastern Kentucky H L 58-70
M 1 Kent State* A L 81-83
M - St. Francis (Pa.) A W 78-76
M 4 Cincinnati (#3) H L 57-69

1961-62: 10-13, 6-6 MAC
HEAD COACH: Jule Rivlin
D - Marietta College - W 68-66
D 5 Ohio* H L 57-68
D - St. Francis (Pa.) H L 80-86
D16 Cincinnati (#2) A L 49-77
D18 Miami (Ohio)* H L 57-77
D29 Western Kentucky H W 89-84
J 3 Virginia H L 63-65
J13 Clemson H W 90-75
J20 Bowling Green* (#9) A L 55-68
J27 Kent State* H W 81-61
J30 Toledo* A L 58-60
F 3 Western Michigan* H W 89-76
F 6 Miami (Ohio)* A W 67-59
F 8 Charleston (W.Va.) A W 89-83
F10 Bowling Green* (#8) H L 70-73
F13 Ohio* A W 77-72
F15 Loyola (Ill.) H L 80-88
F17 Western Michigan* A L 74-78
F22 Morehead State A L 75-80
F24 VMI H L 65-76
F26 Morehead State H L 69-85
F28 Kent State* A W 79-77
M 3 Toledo* H W 89-83

1962-63: 7-16, 1-11 MAC
HEAD COACH: Jule Rivlin
D 1 Charleston (W.Va.) H L 72-76
D 5 Morehead State A L 69-81
D 8 Miami (Ohio)* H L 48-67
D12 Ohio* H L 71-72
D19 The Citadel H W 71-69
Alpine Classic
D28 Penn State N1 L 65-75
D29 Charleston (W.Va.) A W 84-80
J 3 Loyola (Ill.) (#2) A L 58-103
J 5 Toledo* H L 59-63
J10 Morehead State H L 66-80
J16 Charleston (W.Va.) H W 109-85
J19 Bowling Green* H L 77-93
J26 VMI H W 98-82
F 2 Western Michigan* H L 82-95
F 6 Kent State* A L 69-73
F 9 Tampa H W 100-88
F13 Ohio* A L 73-93
F16 Kent State* H W 61-52
F19 Miami (Ohio)* A L 59-66
F23 Toledo* A L 58-63
F25 Bowling Green* A L 86-114
F28 St. Francis (Pa.) H W 81-71
M 2 Western Michigan* A L 78-82
(N1) Charleston, W.Va.

1963-64: 6-17, 1-11 MAC
HEAD COACH: Ellis Johnson
D 7 Charleston (W.Va.) H W 78-71
D11 Eastern Kentucky A L 73-85
D14 Ohio* H L 69-85
D17 Morehead State A L 83-103
D21 St. Francis (Pa.) A W 102-91
J 4 Toledo* (#9) H L 73-84
J11 Miami (Ohio)* H L 60-75
J14 Charleston (W.Va.) A L 81-90
J18 Ohio Wesleyan H L 64-70
J25 St. Francis (Pa.) H W 81-72
J29 Kent State* A L 65-70
F 1 Western Michigan* H W 87-82
F 5 Ohio* A L 82-98
F 8 Eastern Kentucky H W 85-73
F11 Miami (Ohio)* A L 55-95
F15 Kent State* H L 74-76
F18 Morehead State H L 102-110
F22 Toledo* A L 83-112
F24 Bowling Green* A L 87-106
F27 Steubenville H W 71-56
F29 Loyola (Ill.) (#10) A L 63-117
M 2 Western Michigan* A L 86-93
M 7 Bowling Green* H L 72-106

1964-65: 4-20, 1-11 MAC
HEAD COACH: Ellis Johnson
D 1 Steubenville A L 78-85
D 5 Charleston (W.Va.) H L 96-98
D 9 Eastern Kentucky A L 66-94
D12 Ohio* H L 81-106
D14 Miami (Ohio)* A L 90-114
D17 The Citadel H L 84-96
J 2 W.Va. Wesleyan H W 93-74
J 6 Charleston (W.Va.) A W 109-76
J 9 Miami (Ohio)* H L 73-86
J12 Loyola (Ill.) H L 90-98
J16 Florida Southern H W110-81
J23 Morehead State A L 82-84
J27 Kent State* A L 89-91
J30 Western Michigan* H W 110-99
F 2 Morehead State H L 94-103
F 6 Toledo* H L 71-78
F10 Ohio* A L 85-103
F13 Kent State* H L 72-80
F18 Steubenville H L 75-83
F20 Toledo* A L 76-82
F22 Bowling Green* A L 93-114
F25 Eastern Kentucky H L 92-94
F27 Western Michigan* A L 85-100
M 6 Bowling Green* H L 94-98

1965-66: 12-12, 4-8 MAC
HEAD COACH: Ellis Johnson
D 4 Charleston (W.Va.) H L 83-84
D11 Eastern Kentucky H W 88-75
D15 Kent State* A L 95-103
D20 St. Francis (Pa.) N1 W 93-81
D29 Richmond H W118-103
J 4 Ohio Wesleyan A W 101-70
J 8 Kent State* H W 104-87
J11 Charleston (W.Va.) A W 82-79
J15 Ohio* H W 79-68
J22 Bowling Green* H L 83-90
J24 Loyola (Ill.) (#9) A L 68-92
J26 Miami (Ohio)* A L 57-74
J29 Western Michigan* H W 89-80
F 1 Morehead State H L 79-94
F 5 Toledo* H L 69-70
F 9 Eastern Kentucky A L 86-93
F12 Steubenville H W 94-82
F15 Miami (Ohio)* H L 52-71
F19 Toledo* A L 68-76
F22 Ohio* A L 78-92
F24 Morehead State H W 86-83
F26 Western Michigan* A W 70-69
M 2 Bowling Green* A L 95-105
M 5 St. Francis (Pa.) H W 105-68
(N1) Pittsburgh, Pa. (Civic Arena)

1966-67: 20-8, 10-2 MAC
HEAD COACH: Ellis Johnson
NIT 4TH PLACE FINISH
D 3 Charleston (W.Va.) H W 110-87
D 7 Eastern Kentucky A W 99-88
D10 Ohio* H W 70-68
D14 Morehead State H L 77-84
D17 Toledo* A L 91-103
D19 Steubenville A W+ 85-81
D20 St. Francis (Pa.) A L 67-73
D28 Old Dominion H W105-103
J 4 Eastern Kentucky H W 112-83
J 6 Bowling Green* A W 79-74
J 8 Charleston (W.Va.) A L 79-86
J11 Ohio* A L 93-94
J14 St. Francis (Pa.) H W 101-83

Loyola (Ill.) H W 97-81
Florida State A W 77-71
J28 Western Michigan* H W 73-61
F 4 Toledo* H W 96-81
F 6 Morehead State A L+ 98-112
F 8 Kent State* A W 65-61
F11 Bowling Green* H W 89-85
F18 Miami (Ohio)* A W 66-61
F22 Miami (Ohio)* H W 77-62
F25 Western Michigan* A W 68-67
M 4 Kent State* H W+ 77-76
National Invitation Tournament
M 9 Villanova N1 W+ 70-68
M13 Nebraska N1 W 119-88
M16 Marquette N1 L 78-83
M18 Rutgers N1 L 76-93
(N1) New York, N.Y. (Madison Square Garden)
+ overtime
++ dbl-overtime

1967-68: 17-8, 9-3 MAC
HEAD COACH: Ellis Johnson
NATIONAL INVITATIONAL TOURNAMENT
D 2 Charleston (W.Va.) H W 83-69
D 5 Morehead State A W 79-78
D13 Eastern Kentucky A L 73-76
D16 Kent State* H W 81-65
Marshall Memorial Invitational
D20 Virginia H W 97-89
D21 Manhattan H W 85-78
D27 Morehead State H L 82-83
D30 Toledo* A L 87-101
J 3 Miami (Ohio)* H W 83-63
J 6 Bowling Green* A L 57-61
J10 Charleston (W.Va.) A W 101-93
J13 Ohio* H W 94-69
J20 Eastern Kentucky H W 86-71
J24 Ohio* A W 82-73
J27 Western Michigan* H L 92-93
F 1 Houston (#1) N1 L 93-102
F 3 Bowling Green* H W 69-62
F 7 Miami (Ohio)* A W 69-68
F10 Toledo* H W 93-89
F13 Loyola (Ill.) A L 93-109
F17 Northern Illinois H W 80-72
F24 Western Michigan* A W 98-81
F27 Old Dominion H W 131-91
M 2 Kent State* H W 90-75
National Invitation Tournament
M14 St. Peter's N1 L+ 93-102
(N1) New York, N.Y. (Madison Square Garden)
++ dbl-overtime

1968-69: 9-15, 3-9 MAC
HEAD COACH: Ellis Johnson
N30 Charleston (W.Va.) H L 81-82
D 7 Morehead State H W 85-82
D11 Eastern Kentucky A L 95-100
D14 St. Peter's H W 107-94
D17 Morehead State A W 92-89
Marshall Memorial Invitational
D20 Maryland H L 80-89
D21 Yale H W 77-72
D28 Toledo* A L 85-98
J 4 Miami (Ohio)* H L 70-78
J 6 Charleston (W.Va.) A L 70-71
J11 Western Michigan* A L 78-100
J13 Northern Illinois A L 70-75
J18 East Carolina A L 82-85
J21 Loyola (Ill.) H W 78-76
J25 Bowling Green* H W+ 100-98
J30 Eastern Kentucky H W 81-79
F 1 Ohio* H L 94-110
F 5 Miami (Ohio)* A L 55-83
F 8 Kent State* H L 61-78
F11 Western Michigan* H L 74-85
F15 Bowling Green* A L 80-101
F19 Toledo* H W 85-83
F22 Ohio* A L 80-86
F26 Kent State* A W 65-60
++++ four-overtime

1969-70: 9-14
HEAD COACH: Stewart Way
D 1 Kansas A L 80-96
D 5 Duquesne (#11) A L 75-120
D 6 Pittsburgh A L 67-87
D10 Charleston (W.Va.) H W 100-96
D13 LaSalle H W 97-88
Marshall Memorial Invitational
D19 Oklahoma H L 79-80
D20 NYU H W 94-93
D27 Morehead State H W 85-77
J 3 Miami (Ohio) A L 54-61
J10 Western Michigan H W 83-75
J14 Manhattan H W 87-79
J17 Charleston (W.Va.) A L 93-99
J24 Bowling Green A L 78-94
J28 Morehead State H L 78-88
J31 Toledo H L 81-88
F 4 Miami (Ohio) H L 67-71
F 7 Kent State H L 70-78
F11 Ohio H W 93-88
F14 Bowling Green H L 82-83
F18 Ohio A L 86-100
F21 St. Peter's N1 L 80-96
F25 Kent State H W 71-66
F28 Western Michigan A W 125-98
(N1) New York, N.Y. (Madison Square Garden)

1970-71: 16-10
HEAD COACH: Stewart Way
D 2 Presbyterian H W 91-59
D 3 UC-Riverside H W 98-89
D 5 St. Peter's A W 94-93
D12 LaSalle A L 75-76
D15 Morehead State A W 73-70
Marshall Memorial Invitational

YEARLY RESULTS



D18	Iowa State	H	W	90-66
D19	Mississippi	H	W	118-98
D30 Morehead State H W 96-86				
J 2	East Carolina	H	W	107-79
J 6	Charleston (W.Va.)	H	W	119-76
J 9	Western Michigan	A	L	82-89
J 14	Toledo	A	L	69-71
J 16	Charleston (W.Va.)	A	L	87-75
J 23	Bowling Green	H	W	80-64
J 30	Purdue	A	L	74-79
F 3	Ohio	A	L	80-87
F 6	Samford	H	W	107-85
F 10	Toledo	H	W	88-66
F 13	Bowling Green	A	L	99-112
F 16	Ohio	H	L	84-86
F 20	Miami (Ohio)	A	L	74-75
F 23	Miami (Fla.)	A	L	88-89
F 25	Cleveland State	H	W	101-76
M 1	St. Francis (Pa.)	H	W	112-86
M 5	George Washington	A	W	106-85
M 6	Miami (Ohio)	H	L	78-81

J 23	Duquesne	H	W	78-75
J 30	Illinois State	A	L	80-103
F 2	Central Michigan	A	L	76-90
F 4	Eastern Kentucky	A	L	77-83
F 6	Western Michigan	H	L	49-67
F 9	West Florida	H	L	88-51
F 11	Rhode Island	N2	L	63-83
F 12	George Washington	A	W	63-57
F 16	St. Francis (Pa.)	A	W	73-66
F 20	Old Dominion	H	W	79-72
F 23	Fairfield	N3	L	63-86
F 27	Morehead State	A	L	71-77
M 2	DePaul	H	L	80-83
M 4	Canisius	H	W	71-64

(N1) Charleston, W.Va.
(N2) Providence, R.I.
(N3) New York, N.Y. (Madison Square Garden)
+ overtime

1974-75: 13-13
HEAD COACH: Bob Daniels

N30	Capital	H	W	67-54
D 5	Stetson	A	L	58-73
D 7	Florida State	A	L	63-90
D 9	Morehead State	H	W	80-69
Marshall Memorial Invitational				
D13	LIU	H	W	90-79
D14	Oral Roberts	H	W	82-73
D21	Eastern Kentucky	H	W	102-89
D28	DePaul	A	L	77-104
J 8	Eastern Kentucky	A	L	78-79
J 11	George Washington	H	W	77-66
J 14	Howard	H	W	77-68
J 18	Old Dominion	A	L	63-80
J 22	Illinois State	H	L	77-80
J 25	South Carolina (#13)	L	L	75-93
J 29	DePaul	H	W	107-98
F 1	Charleston (W.Va.)	A	W	90-63
F 5	Fairleigh Dickinson	H	W	54-44
F 8	Canisius	A	L	69-86
F 13	Duquesne	A	L	72-83
F 15	Rhode Island	H	W	90-85
F 18	Charleston (W.Va.)	H	W	98-87
F 22	Jacksonville	A	L	68-72
F 24	Samford	A	L	85-94
F 26	Morehead State	A	L	72-73
M 1	UW-Milwaukee	H	W	62-56
M 3	Akron	H	L	61-87

1975-76: 13-14
HEAD COACH: Bob Daniels

N29	Baldwin Wallace	H	W	70-50
D 2	Eastern Kentucky	H	W	75-71
D 6	Austin Peay	H	W	79-77
D 9	Western Carolina	H	W	103-94
Marshall Memorial Invitational				
D12	Xavier	H	L+	77-78
D13	Fordham	H	W	86-72

Tangerine Bowl Classic

D29	Stetson	N1	L	85-91
D30	East Carolina	N1	L	67-70

1972-73: 20-7
HEAD COACH: Bob Daniels

NATIONAL INVITATIONAL TOURNAMENT				
D 2	Charleston (W.Va.)	H	W	85-70
D 5	UNC-Charlotte	H	W	74-59
Bayou Classic				
D 8	UTEP	N1	W	64-62
D 9	Louisiana-Lafayette (#10)	A	L	84-98
Marshall Memorial Invitational				
D12	Cleveland State	A	W	79-72
D15	Baylor	H	W	82-72
D16	Princeton	H	W	78-64
D22	Morehead State	H	W	74-71
D30	Western Michigan	A	L++	70-72
J 3	Oral Roberts	H	L	76-81
J 6	Eastern Kentucky	H	W	83-72
J 10	Bowling Green	A	L	87-92
J 13	Central Michigan	H	W	99-91
J 17	Miami (Ohio)	H	W	90-70
J 20	Charleston (W.Va.)	A	W	95-72
J 24	Morehead State	A	L	80-81
J 29	North Carolina A&T	H	W	85-66
J 31	South Carolina	A	L	71-88
F 3	Eastern Kentucky	A	W	100-76
F 7	Miami (Ohio)	A	W	68-59
F 10	Oral Roberts	A	W++	106-103
F 17	St. Francis (Pa.)	H	W	116-79
F 22	UNC Charlotte	A	W	69-65
F 24	Stetson	A	W	86-67
F 26	Florida State	A	W	71-59
M 1	Samford	H	W	77-65

1976-77: 8-19
HEAD COACH: Bob Daniels

N27	Otterbein	H	W	79-76
D 1	North Carolina (#9)	A	L	70-90
D 4	Morehead State	H	L	80-96
Marshall Memorial Invitational				
D10	Columbia	H	W	79-78
D11	Idaho State	H	W++	98-88
Toledo Inaugural Tournament				
D17	Mississippi	N1	L	63-65
D18	Eastern Kentucky	N1	L	93-97

1973-74: 17-9
HEAD COACH: Bob Daniels

D 1	Western Carolina	H	W	91-76
D 8	Charleston (W.Va.)	H	W	84-69
D10	Morehead State	H	W+	84-80
D17	North Carolina A&T	H	W	96-85
Marshall Memorial Invitational				
D21	Northwestern	H	W	59-58
D22	George Washington	H	W	81-62
Southern Conference Championships				
D29	East Carolina	N1	W	92-81
J 5	Eastern Kentucky	H	W	63-60
J 12	Charleston (W.Va.)	A	W	73-64
J 16	DePaul	A	L	68-76
J 19	Staubenville	H	W	54-39
J 21	Stetson	H	W	66-58

1977-78: 14-15, 8-5 SoCON
HEAD COACH: Stu Aberdeen

N26	Robert Morris	H	W	97-80
N28	Ohio State	A	L	65-81
D 3	Morehead State	A	W	87-81
D 5	Charleston (W.Va.)	H	L	71-74

Marshall Memorial Invitational

D 9	Oklahoma State	H	L	87-99
D10	Southern Illinois	H	L	62-66
D17	Davidson*	H	W	108-80
D20	Morehead State	H	W+	95-89
D30	Detroit (#20)	H	L	84-89
J 4	Davidson*	A	W	87-64
J 7	Furman*	A	L	77-102
J 9	Jacksonville	H	W	102-80
J 11	Ohio	A	L	56-68
J 14	The Citadel*	H	W+	85-81
J 17	VMI*	A	L	71-79
J 21	Western Carolina*	H	W	95-88
J 23	Appalachian State*	A	W	89-72
J 28	Furman*	H	W	89-60
J 30	UT-Chattanooga*	H	W	115-91
F 1	Louisville (#9)	H	L	69-85
F 4	The Citadel*	A	L	57-74
F 6	Western Carolina*	A	L	52-54
F 11	UNC Charlotte	A	L	71-82
F 13	VMI*	H	W	88-71
F 18	UT-Chattanooga*	A	L	85-88
F 20	West Virginia	A	L	73-80

Southern Conference Championship

F 25	Western Carolina	H	W	64-56
M 3	VMI	N1	W	76-71
M 4	Furman	N1	L	53-69

(N1) Roanoke, Va.
SoCon Tour: WCU in 1st Rd; VMI in Semis; FU in Finals
+ overtime

1978-79: 11-16, 5-8 SoCON
HEAD COACH: Stu Aberdeen

N25	Charleston (W.Va.)	H	W	85-74
N27	Morehead State	H	W	87-77
D 2	East Tenn. State	H	W	88-76
D 6	West Virginia	A	L	73-79
D 9	Appalachian State*	A	L	56-81
D11	Ohio Wesleyan	H	W	114-108
D16	Furman*	H	L	61-74
D18	Detroit	A	L	61-92
D22	Rio Grande	H	W	117-90

West Virginia Classic

D29	Duquesne	N1	L	83-88
D30	West Virginia	A	L	71-73

Marshall Memorial Invitational

J 6	Charleston (W.Va.)	A	L	39-53
J 8	Louisville (#16)	A	L	64-112
J 13	The Citadel*	H	L	57-58
J 15	Davidson*	H	W	85-74
J 20	Western Carolina*	A	W	69-54
J 22	UT-Chattanooga*	H	L+	70-72
J 27	Appalachian State*	H	L	66-78
J 29	Morehead State	A	L	95-101
J 31	Ohio	H	W	94-81
F 3	UT-Chattanooga*	H	W	70-63
F 5	VMI*	H	L	58-66
F 10	Western Carolina*	H	W	80-68
F 14	VMI*	A	W	88-66
F 17	Furman*	A	L	61-71
F 19	The Citadel*	A	L	69-75

Southern Conference Championship

F 24	Western Carolina	A	L	50-67
------	------------------	---	---	-------

(N1) Morgantown, W.Va.
SoCon Tour: WCU in 1st Rd
+ overtime

1979-80: 17-12, 10-6 SoCON
HEAD COACH: Bob Zuffelato

D 1	Charleston (W.Va.)	H	L	69-78
D 3	Morehead State	A	W	65-64
D 6	Wilmington College	H	W	96-70
D 8	CCNY	H	W	109-69
D10	Ohio	A	W	76-71
D15	VMI*	A	W	80-58
D17	Davidson*	H	W	115-97
D20	Appalachian State*	H	W	74-65

West Virginia Classic

D28	Columbia	N1	W	88-78
D29	West Virginia	A	L	61-71

Southern Conference Championship

J 2	West Virginia	N2	L+	62-63
J 5	East Tenn. State*	A	W	76-62
J 8	Detroit	H	L	77-101
J 12	VMI*	H	L	63-75
J 14	East Tenn. State*	H	W	67-62
J 17	South Carolina	A	L	66-106
J 19	Western Carolina*	A	L	67-76
J 21	Davidson*	A	L	53-81
J 26	The Citadel*	H	W	69-59
J 28	Furman*	H	W	83-67
F 2	UT-Chattanooga*	A	L	54-64
F 4	Appalachian State*	A	L	41-47
F 9	Western Carolina*	H	W	86-75
F 11	UT-Chattanooga*	H	W	67-55
F 16	Furman*	A	L	57-61
F 18	The Citadel*	A	L	78-74

Southern Conference Championship

F 23	The Citadel	H	W	100-66
F 29	Appalachian State	N3	W	91-76
M 1	Furman	N3	L	62-80

(N1) Morgantown, W.Va.
(N2) Charleston, W.Va.
(N3) Roanoke, Va.
SoCon Tour: CIT in 1st Rd; ASU in Semis; FU in Finals
+ overtime

1980-81: 18-10, 8-8 SoCON
HEAD COACH: Bob Zuffelato

N28	Charleston (W.Va.)	A	W	74-54
D 1	South Carolina	H	W	116-85
D 6	West Virginia	A	W+	76-73
D 8	Davidson*	H	L++	73-79

D13	Ohio Wesleyan	H	W	95-69
D15	Morehead State	H	W	95-85
D20	Pitt-Johnstown	H	W	109-87
D22	Ohio	A	W	65-59

Maryland Invitational

D29	Maryland (#9)	A	L	89-114
D30	Bowling Green	N1	W	87-85

J 3	VMI*	H	W	99-81
J 5	Appalachian State*	H	W	58-52
J 10	Davidson*	A	L	76-104
J 12	UT-Chattanooga*	A	L	79-95
J 17	East Tenn. State*	H	W	78-66
J 19	Furman*	H	W	98-80
J 24	Appalachian State*	A	L	56-75
J 26	VMI*	A	W	63-53
J 31	The Citadel*	H	W	76-60
F 2	Western Carolina*	H	W	82-74
F 7	East Tenn. State*	A	L	75-76
F 9	Western Carolina*	A	L	78-80
F 14	UT-Chattanooga*	H	W	77-89
F 19	Furman*	H	W	75-63
F 19	Furman*	A	L	90-92
F 23	The Citadel*	A	L	87-79

Southern Conference Championship

F 28	Davidson	A	W	90-77
M 6	Appalachian State	N2	L	62-77

(N1) College Park, Md.
(N2) Roanoke, Va.
SoCon Tour: DAV in 1st Rd; ASU in Semis
+ overtime ++ dbl-overtime

1981-82: 16-11, 8-8 SoCON
HEAD COACH: Bob Zuffelato

N27	Army	H	W	71-53
N30	Armstrong Atlantic St.	H	W	100-91
D 5	West Virginia	H	W	91-78

Marshall Memorial Invitational

D11	Vermont	H	W	83-81
D12	O			



Table with 4 columns: Rank, Team, Opponent, Score. Includes games like Charleston (W.Va.), Furman, The Citadel, VMI, UT-Chattanooga, etc.

Southern Conference Championship table with 4 columns: Rank, Team, Opponent, Score.

NCAA Midwest Regional First Round

Table with 4 columns: Rank, Team, Opponent, Score. Includes Villanova, Las Vegas, Asheville, Milwaukee, etc.

1984-85: 21-13, 12-4 SoCON

Table with 4 columns: Rank, Team, Opponent, Score. Includes Charleston (W.Va.), Samford, New Orleans, Hawaii Pacific, etc.

Marshall Memorial Invitational

Table with 4 columns: Rank, Team, Opponent, Score. Includes Georgia Southern, Louisiana Tech, Ohio, Morehead State, etc.

1987-88: 24-8, 14-2 SoCON

Table with 4 columns: Rank, Team, Opponent, Score. Includes Appalachian State, Furman, Davidson, Western Carolina, etc.

Southern Conference Championship

Table with 4 columns: Rank, Team, Opponent, Score. Includes Davidson, The Citadel, VMI.

NCAA West Regional First Round

Table with 4 columns: Rank, Team, Opponent, Score. Includes VCU (#11), Honolulu, Asheville, Albuquerque, etc.

1985-86: 19-11, 10-6 SoCON

Table with 4 columns: Rank, Team, Opponent, Score. Includes Charleston (W.Va.), Oklahoma (#13), Hawaii Pacific, Ohio, etc.

Marshall Memorial Invitational

Table with 4 columns: Rank, Team, Opponent, Score. Includes Austin Peay, Arkansas-Little Rock, Eastern Michigan, Fresno State, etc.

1988-89: 15-15, 6-8 SoCON

Table with 4 columns: Rank, Team, Opponent, Score. Includes Austin Peay, South Alabama, Ohio, Arkansas State, etc.

Table with 4 columns: Rank, Team, Opponent, Score. Includes UT-Chattanooga, Davidson, Appalachian State.

Southern Conference Championship

Table with 4 columns: Rank, Team, Opponent, Score. Includes East Tenn. State, Honolulu, Asheville, etc.

1986-87: 25-6, 15-1 SoCON

Table with 4 columns: Rank, Team, Opponent, Score. Includes Kent State, Marshall Memorial Invitational, Ohio, Florida A&M, etc.

NCAA Tournament

Table with 4 columns: Rank, Team, Opponent, Score. Includes Kent State, The Citadel, Furman, UT-Chattanooga, etc.

Southern Conference Championship

Table with 4 columns: Rank, Team, Opponent, Score. Includes East Tenn. State, Davidson, Furman, The Citadel, etc.

Southern Conference Championship

Table with 4 columns: Rank, Team, Opponent, Score. Includes Appalachian State, Furman, Davidson, Appalachian State.

NCAA East Regional First Round

Table with 4 columns: Rank, Team, Opponent, Score. Includes TCU (#19), Asheville, Charlotte, etc.

1987-88: 24-8, 14-2 SoCON

Table with 4 columns: Rank, Team, Opponent, Score. Includes Youngstown State, Eastern Kentucky, Ohio, Idaho, etc.

Early Season Tournament

Table with 4 columns: Rank, Team, Opponent, Score. Includes Baylor, Middle Tenn. State, West Virginia, Kent State, etc.

Southern Conference Championship

Table with 4 columns: Rank, Team, Opponent, Score. Includes East Tenn. State, Davidson, Furman, The Citadel, etc.

National Invitation Tournament

Table with 4 columns: Rank, Team, Opponent, Score. Includes VCU, Honolulu, Asheville, etc.

1988-89: 15-15, 6-8 SoCON

Table with 4 columns: Rank, Team, Opponent, Score. Includes Austin Peay, South Alabama, Ohio, Arkansas State, etc.

UK Invitation Tournament

Table with 4 columns: Rank, Team, Opponent, Score. Includes Charleston (W.Va.), Pepperdine, Southern Miss, Northwestern (La.), etc.

TCBY Classic

Table with 4 columns: Rank, Team, Opponent, Score. Includes Northwestern (La.), Ark.-Little Rock, Virginia Tech.

Table with 4 columns: Rank, Team, Opponent, Score. Includes Morehead State, VMI, UT-Chattanooga, etc.

Southern Conference Championship

Table with 4 columns: Rank, Team, Opponent, Score. Includes Western Carolina, The Citadel, Furman, Appalachian State, etc.

Southern Conference Championship

Table with 4 columns: Rank, Team, Opponent, Score. Includes Appalachian State, Furman, East Tenn. State, Lexington, etc.

1989-90: 15-13, 9-5 SoCON

Table with 4 columns: Rank, Team, Opponent, Score. Includes Army, Virginia, Virginia Tech, District of Columbia, etc.

Key Centurion Marshall Memorial Classic

Table with 4 columns: Rank, Team, Opponent, Score. Includes Colorado State, West Virginia, Texas A&M, Ohio, etc.

Southern Conference Championship

Table with 4 columns: Rank, Team, Opponent, Score. Includes Furman, Appalachian State, East Tenn. State, VMI, etc.

Southern Conference Championship

Table with 4 columns: Rank, Team, Opponent, Score. Includes Furman, East Tenn. State, Appalachian State, The Citadel, etc.

1990-91: 14-14, 7-7 SoCON

Table with 4 columns: Rank, Team, Opponent, Score. Includes Wyoming, Colorado State, Mercer, Robert Morris, etc.

Key Centurion Marshall Memorial Classic

Table with 4 columns: Rank, Team, Opponent, Score. Includes West Virginia, Pittsburger (#11), Penn State, Ohio, etc.

Hoosier Classic

Table with 4 columns: Rank, Team, Opponent, Score. Includes Indiana (#5), North Texas, Virginia Tech, The Citadel, etc.

1991-92: 7-22, 3-11 SoCON

Table with 4 columns: Rank, Team, Opponent, Score. Includes District of Columbia, Robert Morris, Oral Roberts, Wyoming, etc.

Key Centurion Marshall Memorial Classic

Table with 4 columns: Rank, Team, Opponent, Score. Includes Oral Roberts, Wyoming, Ohio, Wofford, etc.

Palm Beach Classic

Table with 4 columns: Rank, Team, Opponent, Score. Includes Miami (Fla.), Penn State, UT-Chattanooga, etc.

Table with 4 columns: Rank, Team, Opponent, Score. Includes VMI, Virginia, West Virginia, etc.

Southern Conference Championship

Table with 4 columns: Rank, Team, Opponent, Score. Includes East Tenn. State, Furman, The Citadel, Western Carolina, etc.

Southern Conference Championship

Table with 4 columns: Rank, Team, Opponent, Score. Includes Furman, UT-Chattanooga, South Florida, East Tenn. State, etc.

1992-93: 16-11, 11-7 SoCON

Table with 4 columns: Rank, Team, Opponent, Score. Includes Pitt-Johnstown, Pittsburgh, Longwood, Ohio, etc.

Southern Conference Championship

Table with 4 columns: Rank, Team, Opponent, Score. Includes Montana State, Wyoming, Robert Morris, Appalachian State, etc.

Southern Conference Championship

Table with 4 columns: Rank, Team, Opponent, Score. Includes UT-Chattanooga, Western Carolina, East Tenn. State, Georgia Southern, etc.

Southern Conference Championship

Table with 4 columns: Rank, Team, Opponent, Score. Includes Davidson, Charleston (W.Va.), Asheville, North Carolina (#2), etc.

1993-94: 9-18, 7-11 SoCON

Table with 4 columns: Rank, Team, Opponent, Score. Includes Pitt-Johnstown, Montana State, Longwood, Kansas State, etc.

Southern Conference Championship

Table with 4 columns: Rank, Team, Opponent, Score. Includes Oral Roberts, Wake Forest, Davidson, North Carolina (#2), etc.

Southern Conference Championship

Table with 4 columns: Rank, Team, Opponent, Score. Includes Appalachian State, East Tenn. State, Appalachian State, VMI, etc.

Southern Conference Championship

Table with 4 columns: Rank, Team, Opponent, Score. Includes Western Carolina, UT-Chattanooga, The Citadel, Georgia Southern, etc.

Southern Conference Championship

Table with 4 columns: Rank, Team, Opponent, Score. Includes Furman, The Citadel, Western Carolina, Georgia Southern, etc.

University of Cincinnati Tournament

Table with 4 columns: Rank, Team, Opponent, Score. Includes UT-Martin, Canisius, Central Michigan, Kansas State, etc.

YEARLY RESULTS



F25 Davidson* H W 81-76
 F27 Georgia Southern* A W 83-63
Southern Conference Championship
 M 3 Appalachian State N3 L 82-93
 (N1) Cincinnati, Ohio
 (N2) Charleston, W.Va. (Capital Classic)
 (N3) Asheville, N.C.
 SoCon Tour: ASU in Qtrs

1995-96: 17-11, 8-6 SoCON
 HEAD COACH: Billy Donovan
 N25 Milligan H W 124-71
 N28 UT-Chattanooga* A W 95-86
 D 2 Kansas State A L 88-106
 D 8 Morehead State A W 92-85
 D10 Butler H L 92-102
 D15 Louisiana-Lafayette H W 77-70
 D19 Kentucky (#4) N1 L 99-118
 D23 Radford H W 101-73
 J 3 Nevada A L 83-92
 J 6 Hampton H W 123-95
 J13 Appalachian State* A L 87-89
 J15 VMI* H W 78-71
 J18 West Virginia N2 W 91-87
 J20 East Tenn. State* A L+ 76-82
 J22 UT-Chattanooga* H W 86-69
 J27 Davidson* H L 57-106
 J29 Furman* A W 95-71
 F 3 The Citadel* H W 98-54
 F 5 Western Carolina* A W 104-125
 F10 Georgia Southern* A W 71-52
 F12 Jacksonville State H W 111-90
 F14 Appalachian State* H W 95-64
 F17 VMI* A L 94-103
 F19 East Tenn. State* A W 111-83
 F24 Davidson* A L 77-83
 F26 Georgia Southern* H W 96-50

Southern Conference Championship
 M 1 UT-Chattanooga N3 W 82-81
 M 2 Davidson N3 L 77-92
 (N1) Louisville, Ky.
 (N2) Charleston, W.Va. (Capital Classic)
 (N3) Greensboro, N.C.
 SoCon Tour: UTC in Qtrs; DAV in Semis
 + overtime

1996-97: 20-9, 10-4 SoCON
 HEAD COACH: Greg White
SOCON NORTH DIVISION CHAMPIONS
 N25 Gardner-Webb H W 100-62
 N29 Louisiana-Lafayette A W 71-61
 D 2 Jacksonville State A W 68-54
 D 7 Radford A W 81-76
 D14 Morehead State H W 115-93
 D17 West Virginia N1 L 91-103
 D21 UNC Asheville H W 109-82
 D23 UT-Chattanooga H W 90-83
 D30 Clemson (#5) A L 57-73
 J 3 Delaware H W 89-78
 J 6 UNC-Asheville A L 63-83
 J 8 Davidson* A W 85-81
 J11 Furman* H W 76-65
 J13 The Citadel* A W+ 81-80
 J18 Western Carolina* H W 96-76
 J20 Georgia Southern* A W 70-50
 J25 Appalachian State* H W 70-67
 J27 VMI* A L 92-97
 F 1 East Tenn. State* A L 64-76
 F 3 Davidson* H W 76-70
 F 5 Butler A L 57-84
 F 8 Georgia Southern* H W 81-68
 F10 Appalachian State* A L 69-77
 F15 VMI* H W 79-77
 F17 East Tenn. State* H W 80-69
 F22 UT-Chattanooga* A L 73-92

Southern Conference Championship
 F28 Georgia Southern N2 W 78-46
 M 1 Appalachian State N2 W 84-78
 M 2 UT-Chattanooga N2 L+ 70-71
 (N1) Charleston, W.Va. (Capital Classic)
 (N2) Greensboro, N.C.
 SoCon Tour: GSU in Qtrs; ASU in Semis; UTC in Finals
 + overtime

1997-98: 11-16, 7-11 MAC
 HEAD COACH: Greg White
 N22 Bluefield State H W 118-60
 N29 Radford H W 67-49
 D 2 UT-Chattanooga A L 47-57
 D 6 Massachusetts A L 59-61
 D 8 Morehead State A L 50-65
 D13 Rio Grande H W 103-64
 D17 Wake Forest (#23) H W 73-66
 D20 Kent State* H W 73-68
 D29 Akron* A L 52-68
 J 3 Toledo* A L 49-72
 J 5 Eastern Michigan* A L 82-99
 J 8 Northern Illinois* H L 68-69
 J10 Ball State* H L 78-86
 J17 Ohio* H W 78-73
 J21 Miami (Ohio)* H L 54-71
 J24 Bowling Green* A W 69-67
 J29 Ball State* A L 82-90
 J31 Northern Illinois* A L 60-65
 F 7 Central Michigan* H W 78-63
 F14 Ohio* A W 72-63
 F16 West Virginia (#20) N1 L 58-71
 F18 Bowling Green* H W 70-52
 F21 Miami (Ohio)* A L 60-71
 F23 Kent State* A L 62-87
 F25 Akron* H L 62-65

Mid-American Conference Championship
 F28 Ball State A L 76-93
 (N1) Charleston, W.Va. (Capital Classic)
 MAC Tour: BSU in 1st Rd

1998-99: 16-11, 11-7 MAC
 HEAD COACH: Greg White
 N14 Bluefield State H W 105-64
 N17 Northern Illinois* H W 70-67
 N23 Georgia A L 73-78
 N28 Morehead State H W 99-79
 D 2 Radford A L 65-73
 D 5 Massachusetts H W 88-66
 D 8 Miami (Ohio)* (#22) A L+ 79-81
 D17 Rio Grande H W 85-62
 D19 Western Michigan* A L 68-79
 D21 UNC-Asheville A W 91-82
 D30 Central Michigan* H W 81-60
 J 2 Eastern Michigan* H W 71-51
 J 9 Akron* A W 76-67
 J14 Buffalo* H W 82-62
 J16 Kent State* H W 67-60
 J19 Bowling Green* H L 67-81
 J23 Miami (Ohio)* H L 55-63
 J27 West Virginia N1 L+ 84-85
 J30 Ohio* A L 73-86
 F 3 Ball State* H W 73-66
 F 6 Eastern Michigan* A W 79-70
 F10 Northern Illinois* A W 74-60
 F13 Toledo* H W 81-72
 F17 Buffalo* A W 73-63
 F24 Bowling Green* A L 72-78

Mid-American Conference Championship
 F27 Kent State A L 76-79
 (N1) Charleston, W.Va. (Capital Classic)
 MAC Tour: KSU in 1st Rd
 + overtime

1999-00: 21-9, 11-7 MAC
 HEAD COACH: Greg White
 Binghamton Hoop Fest
 N20 Canisius N1 W 85-77
 N21 Stonybrook N1 W 81-52
 N29 Massachusetts A W 65-55
 D 4 Radford H W 90-77
 D 7 West Virginia State H W 82-46
 D15 Rio Grande H W 107-63
 D20 Georgia H W 89-79
 D20 Western Michigan A W+127-126
 D28 UNC-Asheville H W 102-66
 D30 Central Michigan* H W 87-63
 J 2 Bowling Green* A L 64-85
 J 5 Akron* A L 78-92
 J 8 Kent State* H W 90-80
 J12 Toledo* A W 91-90
 J15 Eastern Michigan* H W 83-68
 J18 West Virginia N2 L 77-82
 J22 Northern Illinois* A L 74-92
 J24 Ball State* H W 85-73
 J26 Miami (Ohio)* H L 58-63
 J29 Ohio* A L 53-77
 J29 Bowling Green* H W 93-61
 F 3 Kent State* A L 73-84
 F12 Northern Illinois* H W 68-64
 F14 Ohio* H W 78-72
 F19 Buffalo* A W 88-72
 F23 Miami (Ohio)* A W 87-78
 F26 Bowling Green* H L 83-88

Mid-American Conference Championship
 M 1 Buffalo H W 83-66
 M 5 Central Michigan N3 W 58-56
 M 6 Miami (Ohio) N3 L 63-69
 (N1) Binghamton, N.Y.
 (N2) Charleston, W.Va. (Capital Classic)
 (N3) Cleveland, Ohio
 MAC Tour: UB in 1st Rd; CMU in Qtrs; MIA in Semis
 ++ dbl overtime

2000-01: 18-9, 12-6 MAC
 HEAD COACH: Greg White
 N17 Charleston (W.Va.) H W 109-75
 N21 Cincinnati (#16) A L 75-79
 N27 Detroit H W 77-69
 D 2 Dayton (#24) A W 67-65
 D 9 Niagara H W 82-70
 D16 Winthrop H W 73-50
 D18 IPFW H W 99-70
 D30 Buffalo* H W+ 85-75
 J 3 Western Michigan* H W 67-65
 J 6 Miami (Ohio)* A L 54-71
 J 9 West Virginia N1 L 67-73
 J13 Akron* H W 77-68
 J13 Eastern Michigan* H W 72-48
 J17 Miami (Ohio)* H W 72-68
 J20 Kent State* A L 67-89
 J24 Ball State* A W 77-72
 J27 Central Michigan* A L 68-80
 J29 Toledo* H W 72-57
 F 3 Ohio* A L 71-77
 F 7 Northern Illinois* A W 94-66
 F11 Kent State* H L+ 65-68
 F14 Bowling Green* A L 69-82
 F17 Ohio* H W 92-70
 F22 Northern Illinois* H W 82-65
 F28 Bowling Green* H W 63-55
 M 3 Buffalo* A W 86-73

Mid-American Conference Championship
 M 8 Ball State N2 L 81-84
 (N1) Charleston, W.Va. (Capital Classic)
 (N2) Cleveland, Ohio
 MAC Tour: BSU in Qtrs
 + overtime

2001-02: 15-15, 8-10 MAC
 HEAD COACH: Greg White
NABC Classic
 N15 George Washington N1 L 64-69
 N16 Kentucky (#4) A L 73-90
 N23 Troy State H L 72-77
 N26 Shepherd H W 96-46
 N28 Arkansas-Monticello H W 93-63
 D 3 Winthrop A W 71-65
 D 6 Radford A W 67-63
 D 8 Northern Illinois* H W 79-76
 D15 Auburn N2 L 60-78
 D22 Western Michigan* A W 77-73
 D29 Massachusetts H W 81-66
 J 5 Kent State* H L 70-73
 J 9 Miami (Ohio)* A L 65-80
 J12 Eastern Michigan* A L 97-75
 J16 Central Michigan* H L 84-88
 J19 Buffalo* H L 78-82
 J23 West Virginia N3 W+ 81-79
 J26 Toledo* A L 67-77
 F 2 Ball State* H W+ 98-95
 F 5 Akron* A W 78-94
 F 9 Bowling Green* A L 60-83
 F14 Miami (Ohio)* H W 82-74
 F16 Ohio* H L 66-71
 F19 Kent State* A L 76-116
 F23 Buffalo* A L 62-87
 F27 Central Michigan* H W 82-57
 M 1 Akron* A W 104-87

Mid-American Conference Championship
 M 4 Northern Illinois H W 97-93
 M 7 Kent State N4 L 70-82
 (N1) Lexington, Ky.
 (N2) Mobile, Ala.
 (N3) Charleston, W.Va. (Capital Classic)
 (N4) Cleveland, Ohio
 MAC Tour: NIU in 1st Rd; KSU in Qtrs
 + overtime

2002-03: 14-15, 9-9 MAC
 HEAD COACH: Greg White
 N22 Niagara A W 92-90
 N25 Kentucky State A W 112-78
 D 2 Rutgers A L 56-75
 D 7 Northern Illinois* A W 75-57
 D14 Radford H W 90-65
 D17 Morehead State A L+100-101
 D20 Western Carolina H W 83-68
 D28 Massachusetts H W 58-81
 J 4 Western Michigan* H W 66-54
 J 8 Buffalo* A W 69-63
 J11 Toledo* H W 79-58
 J14 Central Michigan* A L 78-81
 J18 Kent State* A L 58-71
 J22 West Virginia N1 L 61-65
 J25 Buffalo* H W 87-77
 J28 Ball State* A L 75-96
 F 1 Ohio* H L+ 85-87
 F 3 Eastern Michigan* A L 81-90
 F 5 Western Michigan* A L 75-79
 F 8 Bowling Green* H W 56-54
 F12 Akron* H W 74-58
 F15 Miami (Ohio)* A L 49-69
 F22 Illinois State H L 53-57
 F25 Kent State* H W 80-67
 M 1 Ohio* A W 65-70
 M 5 Akron* A L 71-79
 M 8 Miami (Ohio)* H W 58-51

Mid-American Conference Championship
 M10 Eastern Michigan H W 83-75
 M13 Kent State N2 L 57-79
 (N1) Charleston, W.Va. (Capital Classic)
 (N2) Cleveland, Ohio
 MAC Tour: EMU in 1st Rd; KSU in Qtrs
 + overtime
 ++ dbl-overtime

2003-04: 12-17, 8-10 MAC
 HEAD COACH: Ron Jirsa
 N21 UNC-Wilmington H L 56-65
 N29 Morehead State H W 85-71
 D 1 Kentucky (#10) A W 79-77
 D 4 Radford A W 79-77
 D 6 Oregon N2 L 61-90
 D13 Northern Illinois* H W 85-76
 D20 Massachusetts A L 65-83
 D30 UAB A W 68-66
 J 3 Central Michigan* A W 72-63
 J 6 Kent State* H L 61-63
 J12 Western Michigan* A L 65-88
 J14 Toledo* A L 65-68
 J17 Buffalo* H W 86-74
 J21 West Virginia N3 L 51-55
 J24 Ohio* H W 74-60
 J28 Miami (Ohio)* H L+ 48-51
 J31 Bowling Green* A L 73-88
 F 7 Akron* A L 69-85
 F 7 Buffalo* A L 58-77
 F11 Eastern Michigan* H W 75-68
 F15 Western Michigan* H W+ 82-76
 F18 Kent State* A L 65-86
 F21 Western Kentucky H L 66-87
 F24 Ball State* H L 78-79
 F29 Ohio* A W 71-68
 M 3 Akron* H W 78-68
 M 6 Miami (Ohio)* A L 70-74

Mid-American Conference Championship
 M 8 Eastern Michigan H W 78-59
 M11 Western Michigan N4 L 62-96
 (N1) Cincinnati, Ohio
 (N2) Portland, Ore.
 (N3) Charleston, W.Va. (Capital Classic)
 (N4) Cleveland, Ohio
 MAC Tour: EMU in 1st Rd; WMU in Qtrs
 + overtime

2004-05: 6-22, 3-15 MAC
 HEAD COACH: Ron Jirsa
 N19 UNC-Wilmington A L 57-58
 N23 East Tenn. State H W 80-76
 N27 Oregon N1 L 69-89
 N30 Eastern Michigan* A L 88-90
 D 4 UAB H L 78-81
 D11 Illinois State A L 67-79
 D18 Western Kentucky A L 54-70
 D21 High Point A W 74-73
 D30 Xavier H L 46-69
 J 2 Central Michigan* H L 83-88
 J 6 Bowling Green* H L 64-69
 J 9 Ohio* A L 68-77
 J11 West Virginia (#24) N1 W 59-55
 J15 Toledo* H L 74-83
 J19 Akron* H L 55-65
 J22 Kent State* A L 66-75
 J27 Buffalo* A L 65-78
 F 1 Kent State* H L 63-70
 F 3 Northern Illinois* A L 66-77
 F 6 Ball State* A W 90-81
 F 9 Eastern Michigan* H W 81-75
 F12 Western Michigan* A W 70-90
 F15 Miami (Ohio)* A L 51-59
 F23 Buffalo* H L 55-68
 F28 Ohio* H L 62-83
 M 2 Akron* A L 64-71
 M 5 Miami (Ohio)* H W 54-47

Mid-American Conference Championship
 M 7 Ohio A L 66-72
 (N1) Charleston, W.Va.
 MAC Tour: OHIO in 1st Rd

2005-06: 12-16, 5-9 C-USA
 HEAD COACH: Ron Jirsa
 N18 Evansville A L 81-91
 N21 Virginia Tech A L 54-71
 N26 Evansville H W 70-67
 N28 East Tenn. State A L 63-91
 D 1 UM-Eastern Shore H W 66-56
 D 4 Youngstown State H W 73-70
 D17 Appalachian State H L 65-73
 D20 Charleston Southern H W 82-53
Jack In The Box Holiday Classic
 D29 South Carolina State N1 L 66-71
 D30 Kennesaw State N1 W+ 77-74
 J 4 Appalachian State A W 64-60
 J 7 George Washington (#20) H L+73-79
 J11 UCF* A W 73-69
 J14 UAB* H L 64-76
 J18 Tulsa* A L 57-66
 J21 UTEP* H L 51-53
 J25 West Virginia (#9) N2 W 58-52
 J28 Houston* A L 56-69
 F 1 East Carolina* H W 72-66
 F 4 Tulane* A L 36-61
 F 8 Rice* H L+ 75-78
 F11 Memphis (#3)* H L 81-91
 F15 SMU* A W+ 75-72
 F18 East Carolina* A L 59-63
 F25 Southern Miss* H W 62-57
 M 1 UCF* H W 73-61
 M 4 UAB* A L 61-82

Conference USA Championship
 M 8 Tulane N3 L 58-64
 (N1) Greenville, S.C. (hosted by Furman)
 (N2) Charleston, W.Va. (Capital Classic)
 (N3) Memphis, Tenn.
 C-USA Tour: TULN in 1st Rd
 + overtime

2006-07: 13-19, 7-9 C-USA
 HEAD COACH: Ron Jirsa
 N11 UNC-Greensboro H W+ 82-80
 N17 Robert Morris H L 69-73
Great Alaska Shootout
 N23 California N1 L 70-72
 N24 Hofstra N1 L 70-73
 N25 UMKC N1 L 75-79
 N29 Morehead State A W 81-80
 D 2 Ohio A L+ 78-84
 D 4 Memphis (#14)* A L 59-78
 D13 Wright State H W 79-72
 D16 Princeton A L 45-61
 D22 Bowling Green H W 78-79
 D30 Virginia Tech H W 59-58
 J 3 Ohio H W 70-60
 J 6 George Washington A L 65-74
 J10 UTEP* A L 64-88
 J13 UCF* H L 71-78
 J17 Tulsa* H W 65-53
 J20 Tulane* A W 79-73
 J24 West Virginia N2 L 63-76
 J27 Houston* H L 61-77
 J31 East Carolina* H W 56-52
 F 3 UAB* H W 61-54
 F 7 Tulsa* A L 60-63
 F 10 UCF* A L 58-75
 F14 SMU* H W 52-49
 F17 Tulane* H L 65-73
 F21 East Carolina* A W 54-51
 F24 UAB* A L 57-70
 F28 Rice* H W 69-64
 M 3 Southern Miss* A L 73-83

Conference USA Championship
 M 7 UAB N3 W 53-52
 M 8 Memphis (#5) N3 L 71-92
 (N1) Anchorage, Alaska
 (N2) Charleston, W.Va. (Capital Classic)
 (N3) Memphis, Tenn.
 C-USA Tour: UAB in 1st Rd; MEM in Qtrs
 + overtime



2007-08: 16-14, 8-8 C-USA
HEAD COACH: Donnie Jones

N13	Pikeville College	H	W	60-49
N20	East Tenn. State	H	W+	84-83
N25	Boston University	H	W	70-47
N28	Wright State	A	L	70-77
D 1	Morehead State	H	W	69-56
D 4	East Tenn. State	A	L	73-79
D14	Rio Grande	H	W	87-51
D18	Louisville	A	L	75-85
D22	Princeton	H	W	66-60
D29	Lipscomb	H	L	62-72
D31	San Diego	H	W	76-60
J 5	Winthrop	H	W+	67-62
J 9	Rice*	A	W	66-47
J12	Memphis (#2)*	H	L	45-68
J16	East Carolina*	A	L	62-75
J19	UAB*	H	W	62-57
J23	West Virginia	N1	L	64-66
J26	Houston*	A	L	58-71
J30	Tulsa*	H	W+	72-65
F 2	UAB*	A	L	55-74
F 6	UCF*	A	L	63-77
F 9	East Carolina*	H	W	83-49
F13	SMU*	A	W	75-74
F16	Tulane*	H	W	68-54
F20	UTEP*	H	L	76-79
F23	UCF*	H	W	71-66
M 1	Tulane*	A	L	64-89
M 5	Tulane*	A	W	70-68
M 8	Southern Miss*	H	L	58-63

Conference USA Championship
(N1) Charleston, W.Va. (Capital Classic)
(N2) Memphis, Tenn.
C-USA Tour: TLN in 1st Rd
+ overtime

2008-09: 15-17, 7-9 C-USA
HEAD COACH: Donnie Jones
Glenn Wilkes Classic

N16	West Virginia Tech	H	W	110-57
N21	Morgan State	N1	L	67-72
N22	Wis.-Green Bay	N1	L	66-72
N23	Mississippi	N1	L	78-82
N29	Old Dominion	H	W	68-64
D2	East Tenn. State	H	L	72-76
D6	Boston University	A	W	84-80
D13	UT-Arlington	H	W	81-68
D17	Ohio	H	W	73-68
D20	Cumberlands	H	W	80-70
D23	Dayton	A	L	50-62
D28	Tennessee State	H	W	74-60
J2	San Diego	A	L	70-80
J7	Memphis*	A	L	57-80
J10	East Carolina*	H	W	72-64
J14	West Virginia	N2	L	76-87
J17	Tulsa*	A	L	50-69
J21	SMU*	H	W	53-50
J25	UCF*	A	L	69-87
J27	Southern Miss*	A	L	79-84
J31	UAB*	H	L	73-75
F4	Tulsa*	H	L	57-73
F7	Tulane*	H	W+	89-86
F10	Rio Grande	H	W	92-59
F14	UTEP*	A	L	67-74
F18	Houston*	H	W	88-83
F21	Tulane*	A	L	51-57
F25	East Carolina*	A	W	76-62
F28	UCF*	H	W	67-62
M4	Rice*	H	W	76-62
M7	UAB*	A	L	52-70

Conference USA Championship
(N1) Daytona Beach, Fla.
(N2) Charleston, W.Va. (Capital Classic)
(N3) Memphis, Tenn. C-USA Tour: TLN in 1st Rd
+ overtime

2009-10: 24-10, 11-5 C-USA
HEAD COACH: Donnie Jones
COLLEGEINSIDER.COM TOURNAMENT
Global Sports Invitational

N15	North Carolina A&T	H	W	79-63
N17	Middle Tenn. State	H	W	63-60
N21	Old Dominion	A	L	62-70
N25	Lamar	H	W	87-74
N28	Ohio	N1	W	60-53
D3	Salem International	H	W	119-35
D7	Binghamton	A	W	69-55
D12	Troy	H	W	99-70
D16	Brescia	H	W	105-54
D20	High Point	H	W	109-76
D22	North Carolina (#10)	A	L	61-98
D28	Troy	A	W	78-75
J2	St. Bonaventure	H	W	80-61
J5	Southern Miss*	H	W	76-63
J9	East Carolina*	A	W	83-65
J13	UCF*	A	W	81-75
J16	Tulane*	H	W	89-79
J20	West Virginia (#11)	N2	L	60-68
J23	UAB*	H	L	59-61
J27	Memphis*	H	L	72-75
J30	Houston*	A	L	66-81
F3	Tulsa*	A	L	69-73
F6	East Carolina*	H	W	100-49
F9	Rio Grande	H	W	115-73
F13	UAB*	A	W	81-74
F17	Tulsa*	H	W	64-58
F20	Tulane*	A	W	58-55
F24	Rice*	A	W	77-54
F27	UCF*	H	W++	121-115
M2	UTEP* (#21)	H	L	76-80
M6	SMU*	A	W	73-57

Conference USA Championship

M11 Tulsa N3 L 64-80
Collegelsider.com Tournament
M16 Western Carolina H W 90-88
M22 Appalachian State H L 72-80
(N1) Charleston, W.Va.
(N2) Charleston, W.Va. (Capital Classic)
(N3) Tulsa, Okla.
+++ triple overtime

2010-11: 22-12, 9-7 C-USA
HEAD COACH: Tom Herrion
COLLEGEINSIDER.COM TOURNAMENT

N12	West Virginia Tech	H	W	92-69
N15	Glenville State	H	W	93-48
N20	UT-Chattanooga	H	L	68-69
N22	Jackson State	H	W	66-60
N27	Louisville	A	L	66-80
N29	FIU	H	W	88-79
D4	Ohio	A	W	65-57
D7	James Madison	H	W	67-63
D15	Savannah State	A	W	56-47
D19	Virginia Military	H	W	98-70
D22	James Madison	A	L	73-80
D28	Binghamton	H	W	85-60
J2	St. Bonaventure	A	W	74-65
J5	UCF (#19)*	A	L	58-65
J8	Southern Miss*	H	W	95-65
J10	Savannah State	H	W	71-57
J15	Memphis*	A	L	61-77
J19	West Virginia (#21)	N1	W	75-74
J22	East Carolina*	H	L	81-82
J26	UAB*	A	L	56-60
J29	Memphis*	H	W	85-70
F1	Houston*	A	W	63-62
F5	Southern Miss*	A	L	60-67
F9	UAB*	H	L	48-64
F12	East Carolina*	A	W	78-65
F16	Rice*	H	W	72-61
F19	Tulane*	A	W+	79-75
F23	Tulsa*	H	W	79-61
F26	SMU*	H	W	64-62
M2	UTEP*	A	L	74-82
M5	UCF*	H	W	83-69

Conference USA Championship
(N1) Houston N2 W 97-87
(N2) UTEP N2 L 65-77
Collegelsider.com Tournament
(N1) Charleston, W.Va. (Capital Classic)
(N2) El Paso, Texas
+ overtime

2011-12: 21-14, 9-7 C-USA
HEAD COACH: Tom Herrion
NATIONAL INVITATION TOURNAMENT

N11	Alabama State	H	W	67-49
N13	Jacksonville State	H	W	58-44
N19	Northwestern State	H	W	83-61
N22	UNC-Wilmington	A	W	69-64
N25	Cincinnati	A	W+	73-69
N30	Ohio	H	L	70-80
D6	Syracuse (#3)	A	L	62-56
D11	Iona	H	W	82-63
D19	Belmont	H	W	87-86
D21	West Virginia Tech	H	W	99-80
D29	Belmont	A	L	79-74
J1	Akron	H	L	67-51
J4	UTEP*	H	W	76-60
J7	Rice*	A	W	63-61
J11	UAB*	A	W	61-59
J14	UCF*	H	W	65-64
J18	West Virginia	N1	L	78-62
J21	Southern Miss*	A	L	67-63
J25	UAB*	H	L	56-49
J28	Memphis*	A	L	83-76
F1	Tulane*	H	W	63-44
F4	Tulsa*	A	L	79-70
F8	UCF*	A	L	67-60
F11	East Carolina*	H	W	78-68
F18	SMU*	A	W	73-68
F22	Houston*	H	W	66-58
F25	Memphis*	H	L	87-67
F29	East Carolina*	A	L+	69-68
M3	Southern Miss*	H	W	79-75

Conference USA Championship
(N1) Tulsa N2 W 74-56
(N2) Tulsa+++ N2 W 105-100
(M8) Southern Miss N2 W 73-62
(M10) Memphis* A L 83-57
National Invitation Tournament
(N1) Middle Tennessee A L 86-78
(N2) Charleston, W.Va. (Capital Classic)
(N3) Memphis, Tenn.
+ overtime

2012-13: 13-19, 6-10 C-USA
HEAD COACH: Tom Herrion

N9	Longwood	H	W	81-47
N11	Villanova	A	L	68-80
N16	District of Columbia	N1	W	80-58
N17	South Dakota State	N1	L	77-78
N18	Hofstra	A	L103-100++	
N24	Nevada	H	W	89-82
N28	Morehead State	H	W	70-67
D1	UNC-Wilmington	H	W	61-58
D5	West Virginia	N2	L	59-69
D8	Coppin State	H	W	89-83
D15	Cincinnati	H#	L	56-72
D19	Savannah State	H	W	64-48
D22	Kentucky	A	L	54-82
J2	Delaware State	H	L	51-53
J5	Ohio	A	L	57-94
J9	Tulsa	H	W	79-61
J12	UTEP*	A	L	63-74
J19	East Carolina*	H	W	77-56
J23	Southern Miss*	A	L	46-102
J26	Memphis*	A	L	72-73
J30	SMU*	H	W	75-71
F2	UCF*	H	W	75-71
F6	Tulane*	A	L	75-91

F9 UAB* A L 61-75
F13 Rice* H W 71-70
F16 Memphis* H L 59-71
F20 UCF* A W 82-70
F23 UAB* H L 48-52
M3 Houston* A L 76-103
M5 Southern Miss* H W 88-84
M9 East Carolina* A L 79-86

Conference USA Championship
(N1) Hempstead, N.Y. (2K Sports Classic)
(N2) Charleston, W.Va. (Capital Classic)
(N3) Tulsa, Okla.
Game held in Charleston, W.Va.
+ overtime

2013-14: 11-22, 4-12 C-USA
HEAD COACH: Tom Herrion

N8	South Carolina State	H	W	85-69
N12	Rio Grande	H	W	119-77
N17	Morehead State	A	L	102-94+
N21	Stephen F. Austin	H	L	80-73+
N23	UNC-Wilmington	H	W	96-78
N26	Western Kentucky	H	W	74-64
N30	E. Tennessee State	A	L	88-78
D5	Vanderbilt	A	L	69-67
D7	Penn State	A	L	90-77
D14	West Virginia	N1	L	74-64
D17	Alice Lloyd	H	W	121-57
D21	Arkansas State	H	L	83-82
D30	South Carolina	A	L	92-65
J2	Akron	A	L	59-58
J5	Presbyterian	H	W	77-49
J9	UTSA*	A	L	90-81
J11	UTEP*	A	L	66-56
J16	North Texas*	H	L	80-65
J18	Tulsa*	H	L	69-52
J23	Rice*	A	W	73-63
J25	Louisiana Tech*	A	L	98-77
J30	FIU*	H	W	80-68
F1	Florida Atlantic*	H	L	65-57
F7	Southern Miss*	A	L	60-57
F9	Tulane*	A	L	68-65
F15	Charlotte*	A	W	59-56
F20	UAB*	H	L	68-62
F22	Middle Tennessee*	H	L	56-53
F27	Old Dominion*	A	L	70-63
M2	East Carolina*	H	W	64-61
M6	Charlotte*	H	L	74-70

Conference USA Championship
(N1) Florida Atlantic N2 W 63-59
(N2) Old Dominion N2 L 73-58
(N1) Charleston, W.Va. (Capital Classic)
(N2) El Paso, Texas
+ overtime

2014-15: 11-21, 7-11 C-USA
HEAD COACH: Dan D'Antoni

N14	Jacksonville State	H	W	74-55
N16	Savannah State	H	W	66-47
N18	WVU Tech	H	W	87-65
N21	Louisville (#7)	A	L	85-67
N26	Morehead State	H	L	77-68
N28	Cleveland State	H	L	68-59
D1	South Carolina	H	L	77-59
D6	Penn State	H	L	73-69
D14	West Virginia (#22)	N1	L	69-66
D16	KING	H	W	90-76
D23	Arkansas State	A	L	67-58
D22	Nevada	A	L	83-54
D30	Akron	A	L	70-63
J4	Western Kentucky*	A	L	81-62
J8	Old Dominion* (#25)	H	L	72-51
J10	Charlotte*	H	L	77-72
J15	FIU*	A	L	66-62+
J17	Florida Atlantic*	A	L	76-62
J22	UTSA*	H	L	82-68
J24	UTEP*	H	W	78-71
J29	Southern Miss*	A	W	69-54
J31	Louisiana Tech*	A	L	81-57
F5	Rice*	H	W	69-55
F7	North Texas*	H	W	80-73
F14	Western Kentucky*	H	W	87-82
F19	Middle Tennessee*	H	L	90-51
F21	UAB*	A	L	72-54
F26	FIU*	H	W	87-69
F28	Florida Atlantic*	H	W	79-63
M5	Old Dominion*	A	L	67-50
M7	Charlotte*	A	L	86-73

Conference USA Championship
(N1) Western Kentucky N2 L 59-45
(N1) Charleston, W.Va. (Capital Classic)
(N2) Birmingham, Ala.
+ overtime

2015-16: 17-16, 12-6 C-USA
HEAD COACH: Dan D'Antoni

N19	Tennessee	A	L	84-74
N24	Morehead State	H	L	85-61
N27	James Madison	H	L	89-75
D1	Ohio	A	L	85-70
D4	Akron	H	L	75-65
D6	James Madison	H	L	107-84
D9	Eastern Illinois	H	W	82-76
D12	Eastern Kentucky	H	W	96-72
D14	NC Central	H	W	92-73
D17	West Virginia (#20)	N1	L	86-68
D21	Wyoming	N2	W	90-82
D22	Grand Canyon	N2	L	85-81
D27	Maryland (#4)	A	L	87-67
J3	WKU*	H	W	94-76
J7	Florida Atlantic*	H	W	90-67
J9	FIU*	H	W	97-81
J14	North Texas*	A	W	97-78
J16	Rice*	A	W	94-90
J23	Charlotte*	A	L	103-95
J28	Old Dominion*	A	W	78-75
J30	Middle Tennessee*	H	W	82-66
J30	UAB*	H	L	81-78

F4 UTEP* A L112-108
F6 UTSA* A W 109-91
F13 WKU* A W 96-93+
F18 Charlotte* H W 87-72
F20 Old Dominion* H W 82-65
F25 UAB* A W 85-91
F27 Middle Tennessee* A L 83-74
M3 Louisiana Tech* H L 97-94
M5 Southern Miss* H W108-106+

Conference USA Championship
(N1) UTEP N3 W 87-85
(N2) Middle Tennessee N3 L 99-90
(N1) Charleston, W.Va. (Capital Classic)
(N2) Las Vegas, Nev. (Global Sports Classic)
(N3) Birmingham, Ala.
+ overtime

2016-17: 20-15, 10-8 C-USA
HEAD COACH: Dan D'Antoni

N12	N.C. Central	H	W	81-69
N16	Morehead State	H	W	85-77
N19	Western Carolina	H	W	



Marshall has achieved at least eight wins in each of the last 10 seasons. The Thundering Herd have enjoyed a tremendous advantage in the Henderson Center since the facility opened in time for the 1981-82 season. The Thundering Herd is 404-124 in the Henderson Center, a 76.5 winning percentage.

Win No. 100 at Henderson Center: Feb. 11, 1989; vs. Western Carolina; 79-73

Win No. 200 at Henderson Center: Dec. 28, 1999; vs. UNC Asheville; 102-66


Win No. 300 at Henderson Center: Dec. 12, 2009; vs. Troy; 99-70

Win No. 400 at Henderson Center: Jan. 18, 2018; vs. Middle Tennessee; 73-63

Year	Games	MU Rec.	Win %	Attend.	Avg.
2017-18	17	15-2	88.24%	93,523	5,485
2016-17	16	13-3	81.25%	93,045	5,815
2015-16	14	10-4	71.4%	76,632	5,474
2014-15	17	10-7	58.8%	86,827	5,107
2013-14	16	8-8	50.0%	75,411	4,713
2012-13	15	11-4	73.3%	83,964	5,597
2011-12	17	13-4	76.5%	104,557	6,150
2010-11	18	14-4	77.7%	99,430	5,524
2009-10	19	15-4	78.9%	104,143	5,481
2008-09	16	13-3	81.3%	77,946	4,872
2007-08	17	13-4	76.5%	85,710	5,042
2006-07	14	9-5	64.3%	49,617	3,544
2005-06	13	7-6	53.8%	52,657	4,051
2004-05	12	4-8	33.3%	48,060	4,005
2003-04	13	8-5	61.5%	57,637	4,434
2002-03	14	11-3	78.6%	53,828	3,845
2001-02	14	10-4	71.4%	68,084	4,863
2000-01	14	13-1	92.9%	83,125	5,938
1999-00	15	13-2	86.7%	74,393	4,960
1998-99	14	11-3	78.6%	73,305	5,236
1997-98	13	10-3	76.9%	60,204	4,631
1996-97	12	12-0	100.0%	60,453	5,038
1995-96	13	11-2	84.6%	72,106	5,547
1994-95	12	9-3	75.0%	78,154	6,513
1993-94	12	8-4	66.7%	48,765	4,064
1992-93	13	12-1	92.3%	64,236	4,941
1991-92	13	4-9	30.8%	60,771	4,675
1990-91	13	7-6	53.8%	87,409	6,724
1989-90	13	9-4	69.2%	86,105	6,623
1988-89	13	9-4	69.2%	84,509	6,501
1987-88	15	14-1	93.3%	127,389	8,493
1986-87	15	14-1	93.3%	131,328	8,755
1985-86	15	14-1	93.3%	133,733	8,916
1984-85	16	10-6	62.5%	136,663	8,541
1983-84	15	15-0	100.0%	131,992	8,799
1982-83	16	14-2	87.5%	99,910	6,244
1981-82	15	12-3	80.0%	117,680	7,845
TOTAL (37 yrs.)	528	404-124	76.5%	3,123,031	5,915

Cam Henderson Notables

- In 1946-47, Henderson's Marshall squad won the NAIB National Championship with a 32-5 record and a string of 17 consecutive wins.
- Finished with a record of 358-158 (.694) in 20 seasons as Marshall's head coach (1935-1955), the winningest in school history.
- He was 611-245 in 35 years as a college head coach (Muskingum 1919-1923/Davis & Elkins 1923-1935)
- Holds the school record with 14 consecutive winning seasons from 1936-37 to 1949-50.
- Inducted into the West Virginia Sports Hall of Fame in 1956.
- Inducted into the Helms Athletic Foundation NAIB National Hall of Fame in 1952.
- Named to the Citizens Athletic Foundation College Basketball Hall of Fame in 1974.
- Revolutionized college basketball with the invention of the "rule" fast break and zone defense.
- Another Henderson first was the "King" warmup drill made famous by the Harlem Globetrotters.
- Led Marshall to wins over Tennessee (3), South Carolina, Hawaii, Brigham Young and Colorado (3) in his career.
- Henderson holds the school records for wins in a career (358), most games coached (516), most years coaching (20) and most wins in a single season (32).
- Coached some of the greatest names in Marshall basketball history. His players include such legends as: Charlie Slack, Andy Tonkovich, Walt Walowac, Jule Rivlin, Hal Greer, Bill Toothman, Gene James and Bill Hall.
- Following three years of research, Witek & Novak, the creators of "Ashes to Glory," released the Emmy-award winning DVD entitled "**Cam Henderson: A Coach's Story.**" Released in March of 2007, "Cam Henderson" looks at the life of West Virginia's greatest coach, who invented basketball's zone defense and fast break.



bigger, stronger, nationally-ranked teams year after year for the colleges he served as coach of all sports. Recruiting his players from coal fields and steel mills, from family farms and Indian reservations, he gave poor country boys their only chance at a better life through sports, and by so doing, propelled Davis & Elkins and Marshall College into the national spotlight. Breaking the color line in West Virginia by recruiting Hal Greer was his final major achievement.

Notable Cam Henderson Center Moments

FEB. 18, 1984

A crowd of 10,705 - the largest in Cam Henderson Center history - watched Marshall down The Citadel, 85-71. Thundering Herd fans showed up in record numbers during the 1984-85 season, giving Marshall an average attendance of 8,539 over 16 home dates.

SHOT "HERD" ROUND THE WORLD

Feb. 7, 1985 - Marshall basketball player Bruce Morris makes the "shot HERD round the world" against Appalachian State. Morris' desperation shot from 89'10" swished as the buzzer sounded to end the first half.



Today, a pair of footprints on the Cam Henderson Center court marks the spot where the shot was taken from.



MOST POINTS IN A GAME

1.	131	vs. Old Dominion	W (131-91)	2/27/68
2.	130	vs. Boston College	W (130-69)	12/29/55
3.	127	vs. Western Michigan	W (127-126)	12/20/99
4.	125	vs. Western Michigan	W (125-98)	2/28/70
5.	124	vs. Milligan	W (124-71)	11/25/95
6.	123	vs. Hampton	W (123-95)	1/6/95
	123	vs. Davis & Elkins	W (123-62)	1952-53
8.	122	vs. Charleston	W (122-84)	12/19/88
9.	121	vs. Alice Lloyd	W (121-57)	12/17/13
	121	vs. UCF	W (121-115, 3OT)	2/27/10
	121	vs. The Citadel	W (121-78)	3/4/88
11.	119	vs. Rio Grande	W (119-77)	11/12/13
	119	vs. Salem	W (119-35)	12/3/09
	119	vs. Charleston	W (119-76)	1/6/71
	119	vs. Nebraska	W (119-88)	3/13/67
	119	vs. Salem	W (119-55)	1944-45
15.	118	vs. Bluefield State	W (118-60)	11/22/97
	118	vs. Mississippi	W (118-98)	12/19/70
	118	vs. Richmond	W (118-103)	12/29/65
18.	117	vs. Rio Grande	W (117-90)	12/22/78
19.	116	vs. South Carolina	W (116-85)	12/1/80
	116	vs. St. Francis (Pa.)	W (116-79)	2/17/73
21.	115	vs. Rio Grande	W (115-73)	2/9/10
	115	vs. WV Wesleyan	W (115-85)	1952-53
	115	vs. Washington & Lee	W (115-85)	1955-56
	115	vs. Charleston	W (115-76)	1955-56
	115	vs. UT-Chattanooga	W (115-91)	1/30/78
	115	vs. Davidson	W (115-97)	12/17/79
27.	114	vs. Ohio Wesleyan	W (114-108)	12/11/78
28.	113	vs. Akron	W (113-81)	1951-52
	113	vs. Virginia Tech	W (113-57)	1952-53
	113	vs. Charleston	W (113-86)	12/21/57
	113	vs. CCONY	W (113-54)	12/28/82
32.	112	vs. Western Kentucky	W (112-83)	1/4/67
	112	vs. St. Francis (Pa.)	W (112-86)	3/1/71
	112	vs. Ohio Wesleyan	W (112-83)	12/13/83
	112	vs. Bluefield State	W (112-67)	11/26/94
	112	vs. VMI	W (112-87)	1/16/95
37.	111	vs. UT-Chattanooga	W (111-107)	3/4/84
	111	vs. South Alabama	W (111-110)	11/30/88
	111	vs. District of Columbia	W (111-62)	12/1/89
	111	vs. East Tennessee St.	W (111-84)	2/19/96
	111	vs. Toledo	W (111-105) ot	12/6/16
42.	110	vs. Kent State	W (110-108)	1955-56
	110	vs. Florida Southern	W (110-81)	1/16/65
	110	vs. Western Michigan	W (110-99)	1/30/65
	110	vs. Charleston	W (110-87)	12/3/66
	110	vs. St. John's	W (110-107)	12/18/71
	110	vs. VMI	W (110-91)	2/21/83
	110	vs. WV Tech	W (110-57)	11/16/08
	106	vs. Charlotte	W (110-93)	1/7/17
50.	109	at UTSA	W (109-91)	2/6/16
	109	vs. High Point	W (109-76)	12/20/09
	109	vs. Charleston	W (109-91)	1955-56
	109	vs. Florida State	W (109-68)	1/25/58
	109	vs. Charleston	W (109-85)	1/16/62
	109	vs. Charleston	W (109-76)	1/6/65
	109	vs. CCONY	W (109-69)	12/8/79
	109	vs. Pitt-Johnstown	W (109-87)	12/20/80
	109	vs. UNC-Ashville	W (109-82)	12/21/96
	109	vs. Charleston	W (109-75)	11/17/00
60.	108	vs. Southern Miss	W (108-106) ot	3/5/16
	108	at UTEP	L (112-108)	2/4/16
	108	vs. Charleston	W (108-94)	2/5/55
	108	vs. Morehead St.	L (108-103)	1955-56
	108	vs. Kent State	W (108-67)	1/19/57
	108	vs. Davidson	W (108-80)	12/17/77
	108	vs. Virginia Tech	W (108-104)	1/4/89
67.	107	vs. St. Peter's	W (107-94)	12/14/68
	107	vs. East Carolina	W (107-79)	1/2/71
	107	vs. Samford	W (107-85)	2/6/71
	107	vs. DePaul	W (107-96)	1/29/75
	107	vs. East Tennessee St.	W (107-103)	2/23/91
	107	vs. VMI	W (107-62)	2/18/95
	107	vs. Rio Grande	W (107-63)	12/15/99
74.	106	vs. Morehead St.	W (106-65)	12/17/49
	106	vs. Charleston	W (106-87)	1960-61
	106	vs. George Washington	W (106-85)	3/5/71
	106	vs. St. Peter's	W (106-71)	12/8/71
	106	vs. Oral Roberts	W (106-103)	2/10/73
	106	vs. Hawaii Pacific	W (106-62)	12/1/84
	106	vs. Charleston	W (106-100)	1/8/85
	106	at Pittsburgh	L (112-106)	12/28/16
	106	vs. North Texas	W (106-104)	3/4/17
	106	vs. Concordia	W (106-70)	11/26/17

84.	105	vs. Tulsa	W (105-100)	(3/8/12)
	105	vs. Brescia	W (105-54)	12/16/09
	105	vs. Ky. Wesleyan	W (105-54)	1/7/50
	105	vs. Charleston	W (105-79)	1952-53
	105	vs. Ohio	W (105-85)	12/14/54
	105	vs. St. Francis (Pa.)	W (105-68)	3/5/66
	105	vs. Old Dominion	W (105-103)	12/28/66
	105	vs. Morehead St.	W (105-82)	12/13/71
	105	vs. Campbell	W (105-66)	2/13/82
	105	vs. The Citadel	W (105-78)	2/15/88
	105	vs. Bluefield State	W (105-64)	11/14/98
95.	104	vs. Kent State	W (104-87)	1/8/66
	104	vs. South Dakota	W (104-70)	12/4/71
	104	vs. VMI	W (104-77)	1/29/87
	104	vs. Western Carolina	W (104-78)	2/14/87
	104	vs. Ohio	W (104-93)	12/14/88
	104	vs. Western Carolina	L (125-104)	2/5/96
	104	vs. Akron	W (104-87)	3/1/02
	104	at William & Mary	L (114-104)	11/29/17
103.	103	vs. Morningside	W (103-100)	1952-53
	103	vs. Muskingum	W (103-75)	1952-53
	103	vs. Virginia	W (103-98)	12/29/54
	103	vs. Charleston	W (103-92)	2/17/55
	103	vs. Western Michigan	W (103-75)	12/15/56
	103	vs. Bowling Green	W (103-80)	1/22/72
	103	vs. Western Carolina	W (103-94)	12/9/75
	103	vs. VMI	W (103-67)	2/11/82
	103	vs. Western Carolina	W (103-74)	2/1/88
	103	vs. Southern Miss	W (103-97)	12/28/88
	103	vs. Georgia Southern	W (103-53)	2/11/95
	103	vs. Rio Grande	W (103-64)	12/13/97
	103	vs. Charlotte	W (103-75)	2/24/18
116.	102	vs. Memphis	W (102-76)	1952-53
	102	vs. Marietta	W (102-78)	1952-53
	102	vs. Kent State	W (102-78)	1/9/54
	102	vs. Baldwin-Wallace	W (102-80)	2/7/57
	102	vs. St. Francis (Pa.)	W (102-91)	12/21/63
	102	vs. Morehead St.	L (110-102)	2/18/64
	102	vs. Western Michigan	W (102-77)	1/9/72
	102	vs. DePauw	W (102-76)	1/12/72
	102	vs. Cleveland State	W (102-70)	2/3/72
	102	vs. Eastern Kentucky	W (102-89)	12/21/74
	102	vs. Jacksonville	W (102-80)	1/9/78
	102	vs. Canisius	W (102-92)	12/10/94
	102	vs. UNC-Ashville	W (102-66)	12/28/99
129.	101	vs. Charleston	W (101-92)	2/20/54
	101	vs. St. Francis (Pa.)	W (101-89)	12/12/56
	101	vs. Western Michigan	W (101-85)	3/2/57
	101	vs. Bowling Green	W (101-87)	2/8/58
	101	vs. Ohio Wesleyan	W (101-70)	1/4/66
	101	vs. St. Francis (Pa.)	W (101-83)	1/14/67
	101	vs. Charleston	W (101-93)	1/10/68
	101	vs. Cleveland State	W (101-76)	2/25/71
	101	vs. Louisiana-Lafayette	L (112-101)	3/2/72 (NCAA)
	101	vs. Appalachian State	W (101-72)	2/22/88
	101	vs. Northwestern (La.)	W (101-91)	12/30/88
	101	vs. Longwood	W (101-86)	12/7/92
	101	vs. Radford	W (101-73)	12/23/95
142.	100	vs. Miami (Ohio)	L (107-100)	1/6/54
	100	vs. St. Francis (Pa.)	W (100-96)	1/18/58
	100	vs. Western Kentucky	W (100-97)	1/28/59
	100	vs. Tampa	W (100-88)	2/9/62
	100	vs. Bowling Green	W (100-98)	1/25/69
	100	vs. Charleston	W (100-96)	12/10/69
	100	vs. Maine	W (100-68)	12/20/71
	100	vs. Eastern Kentucky	W (100-76)	2/3/73
	100	vs. The Citadel	W (100-66)	2/23/80
	100	vs. Armstrong Atlantic St.	W (100-91)	11/30/81
	100	vs. East Tennessee St.	W (100-82)	1/21/84
	100	vs. Western Carolina	L (102-100 OT)	2/23/84
	100	vs. Gardner-Webb	W (100-62)	11/25/96
	100	vs. Morehead St.	L (101-100)	12/17/02
	100	vs. East Carolina	W (100-49)	2/6/10
	100	at Hofstra	L (103-00 2OT)	11/18/12



TEAM GAME RECORDS

LARGEST MARGIN OF VICTORY (MIN 40)

1.	84 vs. Salem	W (119-35) 12/3/09
2.	64 vs. Alice Lloyd	W (121-57) 12/17/13
	64 vs. Salem	W (119-55) 1944-45
4.	61 vs. Boston College	W (130-69) 12/29/55
	61 vs. Davis & Elkins	W (123-62) 1952-53
6.	59 vs. CCONY	W (113-54) 12/28/82
7.	58 vs. Bluefield St.	W (118-60) 11/22/97
8.	56 vs. Virginia Tech	W (113-57) 1952-53
9.	53 vs. WVU Tech	W (110-57) 11/16/08
	53 vs. Milligan	W (124-71) 11/25/95
11.	51 vs. East Carolina	W (100-49) 2/6/10
	51 vs. Brescia	W (105-54) 12/16/09
	51 vs. Ky. Wesleyan	W (105-54) 1/7/50
14.	50 vs. Ga. Southern	W (103-53) 2/11/95
15.	49 vs. Dis. Columbia	W (111-62) 12/1/89
16.	45 vs. Glenville State	W (93-48) 11/15/10
	45 vs. Bluefield St.	W (112-67) 11/26/94
	45 vs. VMI	W (107-62) 2/18/95
19.	44 vs. Rio Grande	W (107-63) 12/15/99
	44 vs. Hawaii Pacific	W (106-62) 12/1/84
21.	43 vs. The Citadel	W (121-78) 3/4/88
	43 vs. Charleston	W (119-76) 1/6/71
23.	42 vs. Rio Grande	W (119-77) 11/12/13
	42 vs. Rio Grande	W (115-73) 2/9/10
25.	41 vs. Bluefield St.	W (105-64) 11/14/98
	41 vs. Florida St.	W (109-68) 1/25/58
	41 vs. Kent St.	W (108-67) 1/19/57
	41 vs. Morehead St.	W (106-65) 12/17/49
29.	40 vs. CCONY	W (109-69) 12/8/79
	40 vs. Old Dominion	W (131-91) 2/27/68

POINTS IN A HALF (MIN. 60)

1.	71 vs. Davidson	12/17/80
2.	70 vs. Rio Grande	12/22/79
3.	68 vs. The Citadel	3/4/88
4.	67 vs. Alice Lloyd	12/17/13
	67 vs. East Carolina	2/6/10
	67 vs. High Point	12/20/09
	67 vs. South Carolina	12/1/80
8.	66 vs. Radford	12/23/95
9.	65 vs. Georgia Southern	2/26/96
	65 vs. Campbell	2/13/82
11.	64 vs. Houston	3/9/11
12.	63 vs. Charleston	12/19/88
13.	62 vs. Rio Grande	2/9/10
	62 vs. Canisius	12/10/94
	62 vs. CCONY	12/28/82
16.	61 vs. Middle Tennessee	3/11/16
	61 vs. Southern Miss	3/5/16
	61 at North Texas	1/14/16
	61 vs. Canisius	12/10/94
	61 vs. Western Carolina	1/26/88
	61 vs. Ohio Wesleyan	12/13/83
	61 vs. UT-Chattanooga	1/30/78
23.	60 at Pittsburgh	12/28/16
	60 vs. Middle Tennessee	2/23/17
	60 vs. Salem	12/3/09
	60 vs. Virginia Tech	1990

FIELD GOALS MADE (MIN. 40)

1.	55 vs. Old Dominion	2/27/68
2.	53 vs. Boston College	1955-56
	53 vs. South Carolina	12/1/81
4.	52 vs. CCONY	12/28/82
5.	50 vs. Hawaii Pacific	12/1/84
6.	49 vs. Milligan	11/25/96
	49 vs. Charleston	12/19/88
8.	48 vs. Salem	12/3/09
9.	47 vs. UT-Chattanooga	1/30/78
	47 vs. Davidson	12/17/77
11.	45 vs. Rio Grande	11/12/13
	45 vs. Ohio Wesleyan	12/13/83
	45 vs. CCONY	12/8/80
	45 vs. Univ. of Charleston	2/18/75
	45 vs. Western Carolina	12/1/73
16.	44 vs. Alice Lloyd	12/17/13
	44 vs. Rio Grande	2/10/10
	44 vs. Bluefield State	11/22/97
	44 vs. The Citadel	1/23/88
	44 vs. Rio Grande	12/22/79
21.	43 vs. Rio Grande	12/15/99
	43 vs. Campbell	2/13/82
	43 vs. Ohio Wesleyan	12/22/81
24.	42 vs. Toledo	12/10/16
	42 vs. East Tenn. State	1/13/86
26.	40 vs. Glenville State	11/15/10
	40 vs. Brescia	12/16/09
	40 vs. WVU Tech	11/16/08
	40 vs. Kentucky State	11/25/02
	40 vs. Akron	3/1/02

40	vs. Western Michigan	12/20/99
40	vs. Bluefield State	11/14/98
40	vs. VMI	1/16/95
40	vs. Western Carolina	1/26/88

FIELD GOAL ATTEMPTS (MIN. 75)

1.	123 vs. Boston College	12/29/55
2.	104 vs. Western Carolina	12/1/73
3.	99 vs. Pitt-Johnstown	12/20/80
	93 vs. Appalachian State	1/6/93
5.	92 vs. Ohio Wesleyan	12/13/83
6.	92 vs. Davidson	12/17/77
7.	91 vs. Bluefield State	11/14/98
8.	90 vs. Ohio Wesleyan	12/22/81
	90 vs. CCONY	12/8/80
10.	89 vs. CCONY	12/28/82
11.	86 vs. Ohio Wesleyan	12/11/79
12.	82 vs. Salem	12/3/09
	82 vs. Wyoming	11/24/90
	82 vs. Old Dominion	1/18/75
15.	81 vs. Milligan	11/25/96
	81 vs. Hawaii Pacific	12/1/84
17.	80 vs. Oral Roberts	12/7/91
18.	79 vs. The Citadel	1/23/88
	79 vs. VMI	1/15/88
20.	78 vs. North Carolina	12/22/09
21.	77 at UAB	2/25/16
	77 at Maryland	12/27/15
	77 vs. UNC-Asheville	12/28/99
	77 vs. VMI	1/16/95
	77 vs. Ohio	12/3/85
26.	76 at North Texas	1/14/16
	76 vs. Ball State	1/29/02
28.	75 vs. King	12/16/14
	75 vs. Troy	11/23/01
	75 vs. Tulsa	3/8/12

FIELD GOAL PERCENTAGE (MIN. 60.0)

1.	69.0 (40-58) vs. Glenville State	11/15/10
2.	66.7 (34-51) vs. Davidson	1/8/97
3.	66.2 (49-74) vs. Charleston	12/19/88
4.	66.0 (31-47) vs. Appalachian St.	1/16/88
5.	65.9 (44-58) vs. Bluefield State	11/22/97
6.	65.4 (xx-xx) vs. UT-Chattanooga	1/24/88
7.	65.3 (32-49) vs. Toledo	3/3/62
8.	64.9 (37-57) vs. Appalachian St.	1/14/85
9.	64.7 (44-68) vs. Alice Lloyd	12/17/13
10.	64.6 (53-82) vs. South Carolina	12/1/81
11.	63.9 (xx-xx) vs. Davidson	12/17/80
12.	63.0 (xx-xx) vs. VMI	2/13/78
13.	62.7 (42-67) vs. Toledo	12/10/16
	62.7 (xx-xx) vs. East Tenn. State	1/13/86
14.	62.5 (45-72) vs. Rio Grande	11/12/13
15.	61.7 (37-60) vs. Eastern Michigan	1/12/02
16.	61.5 (40-65) vs. Brescia	12/16/09
17.	60.7 (37-61) vs. UT-Chattanooga	3/4/84
18.	60.6 (40-66) vs. Appalachian St.	2/14/96
19.	60.4 (29-48) vs. Central Michigan	1/16/02
20.	60.4 (xx-xx) vs. Furman	2/1/92
21.	60.3 (35-58) vs. Morehead State	12/17/02
	60.3 (44-73) vs. Rio Grande	2/9/10
22.	60.0 (27-45) vs. Ohio	12/17/08


3-POINT FIELD GOALS MADE (MIN. 12)

1.	19 vs. Louisiana Tech	3/10/17
	19 vs. WKU	1/21/17
	19 vs. Morehead State	12/14/96
4.	18 vs. WKU	1/6/18
	18 at UTSA	2/6/16
	18 vs. Hampton	1/6/96
7.	17 at No. 24 Cincinnati	12/22/16
	17 vs. Western Michigan	12/20/99
	17 vs. VMI	2/18/95
	17 vs. VMI	1/16/95
	17 vs. Charlotte	2/24/18
	16 vs. Akron	3/1/02
11.	16 vs. Charlotte	12/12/15
	16 vs. Akron	12/17/13
13.	15 vs. Eastern Kentucky	12/12/15
	15 vs. Alice Lloyd	12/17/13
15.	14 vs. UAB	1/20/18
	14 at North Texas	1/14/16
	14 vs. Ohio	12/2/06
	14 vs. Buffalo	2/19/00
19.	13 at UAB	3/1/18
	13 vs. Rice	2/15/18
	13 at Louisiana Tech	2/4/17
	13 vs. UTSA	1/26/17
	13 at Ohio State	11/26/17
	13 vs. UTEP	3/10/16
	13 at WKU	2/13/16
	13 vs. FIU	1/9/16
	13 vs. West Virginia Tech	11/18/14

13	vs. West Virginia Tech	12/21/11
13	vs. Troy	12/10/09
13	vs. Salem	12/3/09
13	vs. West Virginia	1/11/05
13	vs. West Virginia	1/18/00
13	vs. Rio Grande	12/13/97
13	vs. Appalachian State	2/25/91
36.	12 vs. WKU	3/10/18
	12 vs. Southern Miss	3/9/18
	12 vs. Florida Atlantic	2/10/18
	12 at William & Mary	11/29/17
	12 vs. Charlotte	1/7/17
	12 at Akron	12/17/16
	12 at Eastern Kentucky	12/3/16
	12 vs. Charlotte	2/18/16
	12 vs. Middle Tennessee	1/28/16
	12 at Charlotte	1/21/16
	12 vs. Western Kentucky	2/14/15
	12 vs. FIU	1/15/15
	12 vs. King	12/16/14
	12 vs. Tulsa	1/9/13
	12 at Villanova	11/11/12
	12 vs. ECU	1/22/11
	12 vs. East Tenn. State	12/2/08
	12 vs. Miami (Ohio)	2/14/02
	12 vs. West Virginia	1/23/02
	12 vs. Buffalo	3/3/01
	12 vs. Ball State	1/24/00
	12 vs. Northern Illinois	2/10/99
	12 vs. Eastern Michigan	2/6/99
	12 vs. Morehead State	11/28/98
	12 vs. Wyoming	12/6/91

3-POINT FIELD GOAL ATTEMPTS (MIN. 25)

1.	41 vs. WKU	1/21/17
	41 vs. Morehead State	12/14/96
3.	40 at Ohio State	11/25/16
4.	39 vs. UTEP	3/10/16
	39 vs. West Virginia	1/18/00
6.	38 vs. Charlotte	2/24/18
	38 vs. Tennessee at Martin	11/10/17
	38 vs. Arkansas State	12/20/14
	38 vs. Ohio	12/2/06
10.	37 vs. Florida Atlantic	2/10/18
	37 vs. UAB	1/20/18
	37 vs. WKU	1/6/18
	37 vs. King	12/16/14
	37 vs. East Tenn. State	11/28/05
15.	36 at UAB	1/14/17
	36 vs. West Virginia Wesleyan	12/19/16
	36 at Eastern Kentucky	12/3/16
	36 vs. Charlotte	2/18/16
	36 vs. Middle Tennessee	1/28/16
	36 at James Madison	12/6/15
	36 vs. VMI	2/17/96
22.	35 at UAB	3/1/18
	35 vs. UTEP	2/3/18
	35 at No. 9 Xavier	12/19/17
	35 vs. Louisiana Tech	3/10/17
	35 at Tennessee	11/19/15
	35 vs. VMI	1/16/95
28.	34 vs. UTSA	1/26/17
	34 at UAB	2/25/16
	34 at UTSA	2/6/16
	34 at North Texas	1/14/16
	34 vs. Grand Canyon	12/22/15
	34 vs. James Madison	11/27/15
34.	33 vs. Florida Atlantic	3/8/17
	33 vs. Presbyterian	1/5/14
	33 at Hofstra	11/18/12
37.	32 at WKU	1/27/18
	32 vs. Southern Miss	12/28/17
	32 vs. Middle Tennessee	3/11/17
	32 at WKU	2/13/16
	32 vs. Wyoming	12/21/15
	32 vs. Eastern Kentucky	12/12/15
	32 vs. Tulsa	1/9/13
	32 vs. East Tenn. State	12/4/07
	32 vs. Ohio	2/26/05
	32 vs. Buffalo	1/27/05
47.	31 at Charlotte	1/11/18
	31 vs. Middle Tennessee	3/11/16
	31 vs. Southern Miss	3/5/16
	31 vs. FIU	1/9/16
	31 at Maryland	12/27/15
	31 vs. FIU	1/15/15
	31 vs. Arkansas State	12/21/13
	31 at Houston	3/2/13
	31 vs. High Point	12/17/11
	31 vs. Salem	12/3/09
	31 vs. UTEP	2/14/09



TEAM GAME RECORDS

Table with 3 columns: Rank, Opponent, Date. Includes games like 31 vs. UNC-Asheville 12/28/99, 31 vs. Western Michigan 12/20/99, 60. 30 vs. FIU 2/18/18, 30 vs. Concord 11/26/17, 30 at Southern Miss 2/2/17, 30 at Pittsburgh 12/28/16, 30 at No. 24 Cincinnati 12/22/16, 30 vs. WKU 1/3/16, 30 vs. West Virginia Tech 11/18/14, 30 vs. East Tenn. State 11/30/13, 30 vs. South Carolina State 11/8/13.

3-POINT FIELD GOAL PERCENTAGE (Min. 55%, Made 8)

Table with 3 columns: Rank, Opponent, Percentage. Includes games like 1. 68.4 13-19 vs. Rio Grande 12/13/97, 2. 66.7 8-12 vs. Cincinnati 12/15/12, 66.7 12-18 vs. Miami (Ohio) 2/14/02, 4. 62.5 10-16 vs. UCF 1/13/10, 5. 61.5 10-18 vs. Brescia 12/16/09, 6. 61.1 11-18 vs. Kentucky 12/19/96, 7. 60.0 12-20 vs. Northern Illinois 2/10/99, 8. 58.8 10-17 vs. Morehead State 12/17/02, 9. 58.8 10-17 vs. Kent State 1/8/00, 10. 58.8 10-17 vs. VMI 2/15/97, 11. 58.3 14-24 at WKU 2/11/17, 12. 57.9 11-19 vs. UNC-Wilmington 12/23/13, 13. 57.7 15-26 vs. Alice Lloyd 12/17/13, 14. 57.1 8-14 vs. Morehead State 11/29/06, 57.1 12-21 vs. ECU 1/22/11, 16. 56.7 17-30 at No. 24 Cincinnati 12/22/16, 17. 56.0 14-25 vs. Buffalo 2/19/00, 18. 55.2 16-29 vs. Akron 3/1/02.

FREE THROWS MADE (MIN. 30)

Table with 3 columns: Rank, Opponent, Free Throws Made. Includes games like 1. 43 vs. UCF 2/27/10, 2. 40 vs. Kent State 1/28/56, 3. 37 vs. UT-Chattanooga 3/4/84, 4. 36 vs. Ohio 12/14/88, 5. 34 vs. Western Carolina 3/16/10, 6. 33 vs. UMASS 12/5/98, 33 vs. Charleston 11/25/79, 8. 32 vs. UTSA 3/8/18, 32 vs. Houston 3/9/11, 32 vs. High Point 12/20/09, 32 vs. East Tenn. State 1/28/91, 32 vs. Ohio 12/7/87, 32 vs. Furman 2/28/93, 32 vs. Columbia 12/28/80, 15. 31 vs. Buffalo 1/1/04, 31 vs. Ball State 1/28/03, 31 vs. Buffalo 12/30/00, 31 vs. Appalachian State 1/22/83, 31 vs. Davidson 12/17/79, 31 vs. Morehead State 1958-59, 21. 30 vs. Morehead State 11/16/16, 30 vs. South Carolina 12/30/13, 30 vs. Western Kentucky 11/26/13, 30 vs. FIU 11/29/10, 30 vs. Cumberlands 12/20/08, 30 vs. Western Michigan 12/20/99, 30 vs. Furman 12/15/81, 30 vs. Morehead State 12/15/80.

FREE THROW ATTEMPTS (MIN. 40)

Table with 3 columns: Rank, Opponent, Free Throw Attempts. Includes games like 1. 67 vs. UCF 2/27/10, 2. 55 vs. Kent State 1/28/56, 3. 49 vs. Arkansas-Little Rock 12/13/85, 49 vs. UT-Chattanooga 3/4/84, 5. 48 vs. Houston 3/9/11, 48 vs. Western Carolina 3/16/10, 7. 47 at South Carolina 12/30/13, 47 vs. Appalachian State 1/22/83, 9. 46 vs. Buffalo 12/30/00, 46 vs. UMASS 12/5/98, 46 vs. Ohio 12/14/88, 46 vs. East Tenn. State 1/30/93, 46 vs. Charleston 1/12/74, 14. 45 vs. High Point 12/20/09, 45 vs. East Tenn. State 1/28/91, 45 vs. VMI 1/3/81, 17. 44 vs. Morehead State 11/28/12, 44 vs. UNC-Greensboro 11/11/06, 44 vs. Columbia 12/28/80, 44 vs. VMI 2/14/80, 21. 43 at Morehead State 11/17/13, 43 vs. Tulsa 3/8/12, 43 vs. FIU 11/29/10, 43 vs. Delaware State 1/2/85, 25. 42 at Hofstra 11/18/12, 42 vs. Buffalo 1/17/04, 27. 41 vs. South Carolina State 11/8/13, 41 vs. UMASS 12/29/01.

Table with 3 columns: Rank, Opponent, Date. Includes games like 41 vs. West Virginia 12/5/81, 30. 40 vs. UNC-Asheville 12/28/99, 40 vs. Kent State 1/8/00, 40 vs. Kent State 12/30/87.

FREE THROW PERCENTAGE

Table with 3 columns: Rank, Opponent, Percentage. Includes games like (MIN 10 MADE/ATTEMPTED) 1. 100 (18-18) vs. UAB 1/20/18, 100 (12-12) at No. 24 Cincinnati 12/22/16, 100 (31-31) vs. Davidson 12/17/79, 4. 96.0 (24-25) vs. Tennessee State 12/28/08, 5. 95.8 (23-24) vs. Rice 2/16/11, 6. 95.5 (xx-xx) vs. Furman 1/23/93, 7. 95.0 (19-20) vs. Miami (Ohio) 1/9/02, 8. 94.7 (18-19) at William & Mary 11/29/17, 9. 94.4 (17-18) vs. Miami (Ohio) 3/6/04, 94.4 (xx-xx) vs. The Citadel 2/4/78, 11. 94.1 (16-17) vs. Ball State 2/6/05, 12. 93.9 (31-33) vs. Morehead State 1958-59, 13. 93.8 (15-16) vs. Brescia 12/16/09, 14. 92.9 (13-14) vs. UTSA 1/22/15, 92.9 (26-28) vs. Furman 2/21/81, 17. 92.3 (12-13) vs. Miami (Ohio) 3/6/00, 18. 91.7 (11-12) vs. Florida Atlantic 1/7/16, 19. 90.9 (10-11) vs. Appalachian State 1/4/06, 90.9 (10-11) vs. Rutgers 12/2/02, 90.9 (20-22) vs. Toledo 1/6/99, 22. 90.5 (19-21) at Old Dominion 1/13/18, 90.5 (20-22) vs. Ball State 1/29/98, 24. 90.0 (18-20) vs. Bowling Green 2/9/02, 25. 89.5 (17-of-19) at Old Dominion 2/23/17, 88.2 (15-17) vs. UMKC 11/25/06, 88.2 (xx-xx) vs. Penn State 1/16/92, 88.2 (xx-xx) vs. Baylor 12/30/86, 29. 87.5 (xx-xx) vs. VMI 1/16/86, 30. 87.0 (20-23) vs. Louisiana Tech 12/30/17.

REBOUNDS (MIN. 53)

Table with 3 columns: Rank, Opponent, Rebounds. Includes games like 1. 88 vs. St. Peter's 12/8/71, 2. 64 vs. Bluefield State 11/14/98, 3. 62 vs. Appalachian State 1/31/93, 4. 62 vs. CCNY 12/28/82, 5. 61 vs. UT-Chattanooga 1/30/78, 6. 60 vs. Ohio Wesleyan 12/13/83, 60 vs. The Citadel 2/23/81, 60 vs. CCNY 12/8/80, 9. 59 vs. Northwestern State 11/19/11, 10. 58 vs. Eastern Kentucky 12/21/74, 58 vs. Old Dominion 2/20/74, 58 vs. Western Carolina 12/17/73, 13. 57 vs. WVU Tech 11/16/08, 14. 56 vs. Kentucky State 11/25/02, 56 vs. East Tenn. State xx/xx/90, 56 vs. Charleston 12/19/88, 17. 55 vs. Virginia Military 12/19/10, 55 vs. Charleston 11/17/00, 55 vs. Milligan 11/25/95, 55 vs. Charleston 11/23/85, 55 vs. Ohio Wesleyan 12/22/81, 22. 54 vs. Alice Lloyd 12/17/13, 54 vs. Rio Grande 12/22/79, 24. 53 vs. Morehead State 11/28/12, 53 vs. Bluefield State 11/22/97, 53 vs. District of Columbia 11/25/91, 53 vs. Appalachian State 2/22/88, 53 vs. VMI 1/29/87.

ASSISTS (MIN. 25)

Table with 3 columns: Rank, Opponent, Assists. Includes games like (Records not kept until 1970-71 except for the 1951-52 season) 1. 38 vs. South Carolina 12/1/80, 2. 34 vs. DePauw 1/12/72, 3. 30 at UTSA 2/6/16, 30 vs. Alice Lloyd 12/17/13, 30 vs. Davidson 12/17/77, 6. 29 vs. Salem 12/3/09, 7. 28 vs. Rio Grande 11/12/13, 28 vs. Rio Grande 2/9/10, 28 vs. Rio Grande 12/14/07, 28 vs. Kentucky State 11/25/02, 28 vs. Shepherd 11/26/01, 28 vs. Charleston 11/17/00, 28 vs. Charleston 12/19/99, 28 vs. CCNY 12/28/81, 28 vs. Univ. of Charleston 2/18/75, 16. 27 vs. North Texas 3/4/17, 27 vs. Morehead State 12/14/96, 27 vs. Campbell 2/13/82, 27 vs. Ohio Wesleyan 12/22/81, 27 vs. Armstrong Atlantic St. 11/30/81, 20. 26 vs. Concord 11/26/17, 26 vs. East Carolina 2/6/10, 26 vs. Rio Grande 2/10/09.

Table with 3 columns: Rank, Opponent, Date. Includes games like 26 vs. Western Carolina 2/1/88, 26 vs. Illinois State 1/30/74, 25. 25 vs. WKU 1/6/18, 25 vs. WKU 1/3/16, 25 vs. Troy 12/12/09, 25 vs. Arkansas-Monticello 11/28/01, 25 vs. Buffalo 2/3/00.

STEALS (MIN. 16)

Table with 3 columns: Rank, Opponent, Steals. Includes games like (Records not kept until 1975-76 season) 1. 24 vs. VMI 1/11/84, 2. 20 vs. Bluefield 11/26/94, 3. 19 vs. Salem 12/3/09, 19 vs. Hawaii Pacific 12/1/85, 19 vs. New Orleans 11/30/85, 19 vs. Furman 3/2/83, 19 vs. VMI 1/4/82, 19 vs. Ohio 1/13/68, 8. 18 vs. Milligan 11/25/95, 9. 17 vs. Rio Grande 12/15/00, 17 vs. UNC-Asheville 12/28/99, 17 vs. UNC-Asheville 12/21/96, 12. 16 vs. Bluefield State 11/14/98, 16 vs. East Tenn. State 1/13/86.

BLOCKED SHOTS (MIN. 10)

Table with 3 columns: Rank, Opponent, Blocked Shots. Includes games like (Records not kept until 1975-76 season) 1. 17 vs. Brescia 12/16/09, 2. 14 vs. UCF 2/2/13, 14 vs. UCF 2/27/10, 4. 13 vs. Lamar 11/25/09, 13 vs. Charleston 11/17/00, 6. 12 vs. WKU 12/22/17, 12 vs. Ohio 12/16/17, 12 vs. High Point 12/20/09, 12 vs. Bluefield State 11/14/98, 12 vs. Eastern Kentucky 1/2/95, 11. 11 vs. Chattanooga 12/5/17, 11 vs. Rio Grande 2/9/10, 13. 10 vs. Savannah State 11/16/14, 10 vs. Southern Miss 1/8/11, 10 vs. UAB 1/23/10, 10 vs. Tulane 1/16/10, 10 vs. UCF 1/13/10, 10 vs. East Carolina 1/31/07, 10 vs. Kent State 2/25/03, 10 vs. Longwood 12/7/92, 10 vs. Miami (Fla.) 12/27/91, 10 vs. Morehead State 1/7/89, 10 vs. East Tenn. State 2/1/86.

POINTS - TWO TEAMS (Min. 200)

Table with 3 columns: Rank, Opponent, Points. Includes games like 1. 253 vs. Western Michigan (127-126 2OT) 12/20/99, 2. 236 vs. UCF (121-115, 3OT) 2/27/10, 3. 223 vs. Western Michigan 2/28/70, 4. 229 vs. Western Carolina 2/5/96, 5. 217 vs. Kent State 1955-56, 6. 222 vs. Ohio Wesleyan 12/11/78, 222 vs. Old Dominion 2/27/68, 8. 221 vs. South Alabama 11/30/88, 221 vs. Richmond 12/29/65, 10. 220 at UTEP 2/4/16, 11. 218 at Pittsburgh 12/28/16, 218 vs. Hampton 1/6/95, 13. 217 vs. St. John's 12/18/71, 216 vs. Toledo 12/10/16, 15. 214 vs. Southern Miss 3/5/16, 16. 213 vs. Southwest Louisiana 3/2/72, 17. 212 vs. Morehead State 2/18/64, 210 vs. North Texas 3/4/17, 19. 208 vs. Old Dominion 12/28/66, 20. 207 vs. Rio Grande 12/22/78, 207 vs. Nebraska 3/13/67, 207 vs. Miami (Ohio) 1/6/54, 23. 206 vs. Charleston 12/19/88, 24. 205 vs. Tulsa (105-100, 3OT) 3/8/12, 25. 203 vs. Charlotte 1/7/17, 203 at Hofstra (103-100 2OT) 11/18/12, 203 vs. Morningside 1952-53, 28. 202 vs. Western Carolina 2/23/84, 29. 201 vs. Morehead State 12/17/02, 201 vs. South Carolina 12/1/80, 201 vs. Virginia 12/29/54, 33. 200 at UTSA 2/6/16, 200 vs. Southern Miss. 12/28/88.



TEAM SEASON RECORDS

POINTS	
1.	3,017
2.	2,997
3.	2,838
4.	2,717
5.	2,683
6.	2,601
7.	2,560
8.	2,559
9.	2,530
10.	2,523
11.	2,499
12.	2,496
13.	2,494
14.	2,472
15.	2,442
16.	2,394
17.	2,385
18.	2,328
19.	2,314
20.	2,301
21.	2,281
22.	2,279
23.	2,279
24.	2,276
25.	2,225
26.	2,212
27.	2,208
28.	2,182
29.	2,161
30.	2,150

POINTS AVERAGE	
1.	93.2
2.	92.4
3.	91.4
4.	88.2
5.	87.3
6.	87.3
7.	87.0
8.	86.0
9.	85.6
10.	85.5
11.	84.4
12.	84.3
13.	84.3
14.	83.8
15.	80.5
16.	83.9
17.	83.8
18.	82.8
19.	82.4
20.	82.2
21.	81.5
22.	81.4
23.	81.2
24.	80.0
25.	79.9
26.	79.8
27.	79.0

FIELD GOALS MADE	
1.	1,044
2.	1,042
3.	1,021
4.	1,017
5.	1,012
6.	997
7.	973
8.	949
9.	946
10.	935
11.	927
12.	923
13.	920
14.	913
15.	895

FIELD GOAL PERCENTAGE	
1.	.532 (946-of-1777)
2.	.510 (1012-of-1984)
3.	.502 (973-of-1935)
4.	.501 (997-of-1991)
5.	.497 (923-of-1859)
6.	.495 (927-of-1874)
7.	.495 (884-of-1785)
8.	.493 (913-of-1851)
9.	.485 (920-of-1891)
10.	.478 (949-of-1985)
11.	.476 (885-of-1858)
12.	.474 (737-of-1555)
13.	.474 (867-of-1831)
14.	.472 (831-of-1759)
15.	.471 (824-of-1751)
16.	.471 (939-of-1985)
17.	.469 (849-of-1807)
18.	.468 (787-of-1681)
19.	.468 (770-of-1644)
20.	.467 (362-of-1012)
21.	.466 (1017-of-2183)
22.	.463 (864-of-1866)
23.	.461 (732-of-1587)
24.	.459 (760-of-1656)
25.	.457 (828-of-1813)
26.	.456 (1,021-of-2,237)
27.	.456 (1044-of-2288)

FIELD GOAL ATTEMPTS	
1.	2,288
2.	2,839
3.	2,240
4.	2,232
5.	2,183
6.	2,062
7.	2,052
8.	2,008
9.	1,991
10.	1,986
11.	1,984
12.	1,985
13.	1,985
14.	1,938
15.	1,935
16.	1,923
17.	1,891
18.	1,887
19.	1,874
20.	1,866
21.	1,859
22.	1,858
23.	1,851
24.	1,840
25.	1,835
26.	1,831
27.	1,816
28.	1,813
29.	1,796
30.	1,785

3-POINT FIELD GOALS MADE	
1.	362
2.	356
3.	332
4.	284
5.	253
6.	252
7.	249
8.	246
9.	245
10.	222
11.	206
12.	203
13.	202
14.	198
15.	195
16.	191
17.	188
18.	184
19.	181
20.	179
21.	177
22.	176
23.	175
24.	171
25.	167
26.	146
27.	146
28.	130
29.	124
30.	112

3-POINT FG ATTEMPTS	
1.	1,012
2.	985
3.	962
4.	788
5.	712
6.	693
7.	655
8.	651
9.	649
10.	648
11.	646
12.	631
13.	615
14.	596
15.	595
16.	595
17.	591
18.	583
19.	541
20.	518
21.	504
22.	503
23.	498
24.	495
25.	477
26.	435
27.	430
28.	357
29.	344
30.	342

FREE THROWS MADE	
1.	643
2.	626
3.	603
4.	599
5.	597
6.	571
7.	565
8.	563
9.	554
10.	536
11.	531
12.	519
13.	509
14.	486
15.	482
16.	482
17.	479
18.	479
19.	476
20.	472
21.	471
22.	468
23.	468
24.	466
25.	465
26.	459
27.	456
28.	442
29.	439
30.	434

FREE THROW ATTEMPTS	
1.	999
2.	888
3.	884
4.	873
5.	865
6.	818
7.	816
8.	816
9.	810
10.	796
11.	790
12.	780
13.	776
14.	749
15.	743
16.	732

3-POINT FG PERCENTAGE	
1.	.461 (175-of-380)
2.	.412 (179-of-435)
3.	.399 (284-of-712)



17.	747	2017-18	30.	1,075	1981-82	9.	122	2010-11
18.	713	2006-07				10.	117	1996-97
19.	704	2007-08				11.	116	1988-89
20.	700	2003-04	1.			12.	115	1998-99
21.	698	1990-91	2.	583	1951-52	13.	114	2000-01
22.	681	2015-16	3.	576	2016-17	14.	114	1999-00
23.	678	1980-81	4.	565	1971-72	15.	110	1994-95
24.	675	1982-83	5.	554	2015-16		110	1985-86
25.	650	1994-95	6.	549	2009-10	17.	108	2002-03
26.	664	1981-82	7.	546	1972-73	18.	103	2015-16
27.	662	1967-68	8.	524	1980-81	19.	102	1991-92
28.	661	1978-79	9.	498	1984-85	20.	98	2001-02
29.	657	1992-93	10.	489	1999-00		98	1992-93
30.	653	1989-90	11.	472	1983-84	22.	96	1995-96

ASSISTS

FREE THROW PERCENTAGE			12.	465	2001-02		96	1982-83
1.	.790 (479-of-608)	1957-58	13.	448	2012-13	24.	94	1997-98
2.	.768 (468-of-609)	2002-03	14.	447	1995-96	25.	93	2014-15
3.	.764 (571-of-747)	2017-18	15.	444	2011-12	26.	90	1981-82
4.	.748 (472-of-631)	1958-59	16.	443	1981-82	27.	86	2004-05
5.	.742 (482-of-650)	1994-95	17.	441	1987-88	28.	85	1987-88
	.742 (439-of-592)	1977-78	18.	439	2010-11	29.	84	2003-04
7.	.734 (599-of-816)	2016-17	19.	422	1998-99	30.	81	2007-08
8.	.717(431-of-601)	2000-01	20.	420	1994-95			
9.	.716 (442-of-617)	1964-65	21.	419	2008-09			
10.	.715 (531-of-743)	2008-09	22.	417	1996-97			
11.	.713 (471-of-661)	1978-79		417	1973-74			
12.	.711(401-of-564)	2004-05	24.	414	2002-03			
	.711(482-of-678)	1980-81	26.	412	1982-83			
14.	.708 (426-of-602)	1999-00	27.	403	2014-15			
	.708 (407-of-575)	1996-97	28.	402	1988-89			
	.708 (626-of-884)	1966-67		402	2000-01			
17.	.707 (468-of-662)	1967-68	30.	399	1986-87			
18.	.697 (380-of-545)	1998-99			2006-07			

STEALS

(Records not kept until 1980-81 season)

19.	.694 (486-of-700)	2003-04	1.	384	1983-84
	.694 (456-of-657)	1992-93	2.	341	1984-85
21.	.693 (472-of-681)	2015-16	3.	303	1994-95
22.	.692 (422-of-610)	1995-96	4.	302	1992-93
23.	.691(536-of-776)	1986-87	5.	278	1995-96
24.	.690 (428-of-620)	2001-02	6.	256	1982-83
	.690 (565-of-810)	1987-88	7.	252	2017-18
26.	.684 (597-of-873)	2009-10	8.	242	1996-97
27.	.683 (388-of-568)	1973-74		242	1993-94
28.	.680 (479-of-704)	2007-08	10.	240	1981-82
	.680 (355-of-522)	1972-73	11.	239	1999-00
			12.	235	1987-88
			13.	226	2015-16
			14.	218	2005-06
			15.	216	2009-10
			16.	214	1991-92
			17.	213	2011-12
				213	2006-07
				213	1985-86
			20.	212	2014-15
			21.	211	2016-17
				211	2013-14
			23.	209	1998-99
			24.	207	2012-13
			25.	205	2007-08
			26.	199	2008-09
			27.	197	1980-81
			28.	195	1990-91
				195	1986-87
			30.	193	2001-02

REBOUNDS

1.	1,481	1966-67			
2.	1,448	1971-72			
3.	1,388	2011-12			
4.	1,348	1967-68			
5.	1,327	2009-10			
6.	1,297	2010-11			
7.	1,294	2016-17			
8.	1,286	2017-18			
9.	1,251	1987-88			
10.	1,244	1972-73			
11.	1,230	2015-16			
12.	1,222	2013-14			
13.	1,214	2012-13			
14.	1,195	2014-15			
15.	1,187	2006-07			
16.	1,186	1973-74			
17.	1,183	1969-70			
	1,183	1964-65			
19.	1,182	1984-85			
20.	1,154	1988-89			
21.	1,150	1982-83			
22.	1,127	1983-84			
23.	1,120	1999-00			
24.	1,107	1986-87			
25.	1,106	1985-86			
26.	1,105	1989-90			
27.	1,100	1975-76			
28.	1,084	1995-96			
29.	1,083	1977-78			

BLOCKED SHOTS

(Records not kept until 1980-81 season)

1.	268	2009-10
2.	209	2017-18
3.	145	2012-13
	145	1989-90
5.	140	2016-17
6.	138	2006-07
7.	132	2011-12
8.	124	2013-14

CAREER RECORDS



GAMES PLAYED (MIN. 90)

1. Shaquille Johnson (2008-12)	134
2. Ryan Taylor (2013-17)	128
3. Darryl Merthie (2006-10)	126
4. Skip Henderson (1984-88)	125
5. Tirrell Baines (2007-11)	124
6. Damier Pitts (2008-12)	123
7. Markel Humphrey (2005-09)	119
8. Dago Pena (2008-12)	119
9. Rodney Holden (1984-88)	117
10. Tre Whitted (2003-07)	117
11. Ronny Dawn (2001-05)	116
12. Mark Patton (2002-06)	114
13. Tamar Slay (1998-02)	114
14. Andre Cunningham (1987-91)	114
15. Austin Loop (2013-17)	113
16. Tyler Wilkerson (2006-10)	113
17. J.R. VanHoose (1998-02)	113
18. Derrick Wright (1996-00)	113
19. Greg White (1977-81)	113
20. Sam Henry (1980-84)	113
21. LaVerne Evans (1980-84)	112
22. Harold Simmons (1989-93)	112
23. Joda Burgess (1997-01)	111
24. Chris Gray (1994-98)	111
25. John Humphrey (1985-89)	111
26. David Wade (1980-84)	111
27. George Washington (1978-82)	111
28. Larry Watson (1978-82)	111
29. Charles Jones (1979-83)	110
30. Ken Lebanowski (1977-81)	107
31. John Taft (1987-91)	107
32. Malik Hightower (1991-95)	107
33. Tom Curry (1984-88)	106
34. Travis Young (1997-01)	104
35. Enoch Bunch (2000-05)	104
36. Tyrone Phillips (1989-93)	98
37. Jon Elmore (2015-pr.)	96
38. DeAndre Kane (2010-13)	96
39. LaVar Carter (2002-03)	95
40. Walt Walowac (1950-54)	95
41. C.J. Burks (2015-pr.)	93
42. Tamron Manning (2012-15)	90
43. Mark Dorris (2005-08)	90
44. Joe Hickman (1972-76)	90

POINTS (MIN. 1000)

1. Skip Henderson (1984-88)	2,574
2. John Taft (1987-91)	2,332
3. Walt Walowac (1950-54)	1,982
4. Jon Elmore (2015-pr.)	1,888
5. Russell Lee (1969-72)	1,815
6. J.R. VanHoose (1998-02)	1,803
7. Tamar Slay (1998-02)	1,792
8. Ryan Taylor (2013-17)	1,778
9. George Stone (1965-68)	1,723
10. Leo Byrd (1956-59)	1,696
11. LaVerne Evans (1980-84)	1,611
12. George Washington (1978-82)	1,593
13. Andy Tonkovich (144-48)	1,578
14. Damier Pitts (2008-12)	1,551
15. Charlie Slack (1952-56)	1,551
16. Tom Curry (1984-88)	1,535
17. DeAndre Kane (2010-13)	1,496
18. Bob Koontz (1947-51)	1,453
19. Cebe Price (1953-56)	1,449
20. Bill Hall (1944-47)	1,421
21. Markel Humphrey (2005-09)	1,415
22. Hal Greer (1955-58)	1,377
23. Tyrone Phillips (1989-93)	1,360
24. Bill Toothman (1945-49)	1,326
25. Bob Redd (1965-68)	1,295
26. Malik Hightower (1991-95)	1,289
27. Travis Young (1997-01)	1,277
28. Bunny Gibson (1975-79)	1,273
29. Ken Lebanowski (1977-81)	1,252
30. Jim Davidson (1966-69)	1,240

Shaquille Johnson (2008-12)	1,240
32. C.J. Burks (2015-pr.)	1,238
33. Tirrell Baines (2007-11)	1,238
34. Mike D'Antoni (1970-73)	1,227
35. Paul Underwood (1954-57)	1,198
36. Tom Langfitt (1963-66)	1,173
37. Andre Cunningham (1987-91)	1,154
38. David Wade (1980-84)	1,137
39. Shawn Moore (1992-95)	1,132
40. Keith Veney (1995-97)	1,125
41. John Milhoan (1957-60)	1,122
42. Danny D'Antoni (1966-69)	1,109
43. Austin Loop (2013-17)	1,096
44. Jule Rivlin (1937-40)	1,093
45. Gene James (1943-47)	1,092
46. Jon Elmore (2015-pr.)	1,072
47. Mark Patton (2002-06)	1,053
48. Tyler Wilkerson (2006-10)	1,038
49. Ronald Blackshear (2001-03)	1,034
20. Greg White (1977-81)	1,024
51. Bob Wright (1947-49)	1,019
52. John Brannen (1995-97)	1,008
53. Carlton King (1996-99)	1,001
54. Bob Burgess (1959-62)	1,000

FIELD GOALS MADE (MIN. 400)

1. Skip Henderson (1984-88)	1,000
2. John Taft (1987-91)	811
3. Walt Walowac (1950-54)	792
4. Russell Lee (1969-72)	739
5. George Stone (1965-68)	709
6. J.R. VanHoose (1998-02)	664
7. George Washington (1978-82)	631
8. Tamar Slay (1998-02)	626
9. Ryan Taylor (2013-17)	616
10. LaVerne Evans (1980-84)	612
11. Tom Curry (1984-88)	611
12. Leo Byrd (1956-59)	593
13. Charlie Slack (1952-56)	585
14. Jon Elmore (2015-pr.)	564
15. Bunny Gibson (1975-80)	537
16. Tyrone Phillips (1989-93)	534
17. Hal Greer (1955-58)	531
18. DeAndre Kane (2010-13)	524
19. Markel Humphrey (2005-09)	491
20. Mike D'Antoni (1970-73)	491
21. Tom Langfitt (1963-66)	490
22. Ken Lebanowski (1977-81)	490
23. Jim Davidson (1966-69)	486
24. Damier Pitts (2008-12)	483
25. Malik Hightower (1991-95)	479
26. David Wade (1980-84)	473
27. Bob Redd (1965-68)	470
28. Tirrell Baines (2007-11)	468
29. Travis Young (1997-01)	465
30. C.J. Burks (2015-pr.)	459
31. Andre Cunningham (1987-91)	454
32. John Milhoan (1957-60)	435
33. Ty Collins (1970-73)	419
34. Shaquille Johnson (2008-12)	407

FIELD GOALS ATTEMPTED (MIN. 900)

1. Walt Walowac (1950-54)	2,225
2. Skip Henderson (1984-88)	1,964
3. John Taft (1987-91)	1,704
4. Russell Lee (1969-72)	1,643
5. George Stone (1965-68)	1,565
6. Tamar Slay (1998-02)	1,414
7. Leo Byrd (1956-59)	1,364
8. Jon Elmore (2015-pr.)	1,357
9. George Washington (1978-82)	1,333
10. Ryan Taylor (2013-17)	1,263
11. DeAndre Kane (2010-13)	1,263
12. LaVerne Evans (1980-84)	1,244
13. Damier Pitts (2008-12)	1,197
14. J.R. VanHoose (1998-02)	1,185
15. Tom Langfitt (1963-66)	1,158

16. Jim Davidson (1966-69)	1,112
17. Bunny Gibson (1975-80)	1,104
18. Danny D'Antoni (1966-69)	1,084
19. Mike D'Antoni (1970-73)	1,081
20. Tom Curry (1984-88)	1,078
21. Travis Young (1997-01)	1,077
22. Rob Redd (1965-68)	1,065
23. Markel Humphrey (2005-09)	1,061
24. Charlie Slack (1952-56)	1,061
25. David Wade (1980-84)	1,032
26. Tyrone Phillips (1989-93)	1,003
27. Malik Hightower (1991-95)	993
28. C.J. Burks (2015-pr.)	978
29. Hal Greer (1955-58)	974
30. Shaquille Johnson (2008-12)	933
31. Andre Cunningham (1987-91)	925
32. John Milhoan (1957-60)	916

FIELD GOAL PERCENTAGE

(Minimum 46%, 500 Attempts)

1. Ty Collins (1970-73)	58.7% (419-714)
2. Rodney Holden (1984-88)	58.6% (386-659)
3. Tom Curry (1984-88)	56.7% (611-1,078)
4. Joe Hickman (1972-76)	56.6% (382-675)
5. J.R. VanHoose (1998-02)	56.0% (664-1,185)
6. Ken Lebanowski (1977-81)	55.5% (490-883)
7. Hal Greer (1955-58)	54.5% (531-974)
8. Tyrone Phillips (1989-93)	53.2% (534-1,003)
9. Tirrell Baines (2007-11)	52.7% (296-561)
10. Tyler Wilkerson (2006-10)	52.6% (384-730)
11. Dave Miller (1976-77)	51.6% (299-579)
12. Dennis Tinnon (2011-13)	51.5% (274-532)
13. Larry Watson (1978-82)	51.5% (298-579)
14. Bob Burgess (1959-62)	51.4% (258-502)
15. Skip Henderson (1984-88)	50.9% (1,000-1,964)
16. Derrick Wright (1996-00)	50.3% (311-618)
17. LaVerne Evans (1980-84)	49.2% (612-1,244)
18. Andre Cunningham (1987-91)	49.1% (454-925)
19. Ryan Taylor (2013-17)	48.8% (616-1,263)
20. Bunny Gibson (1975-80)	48.64% (537-1,104)
21. Greg Young (1976-78)	48.61% (368-757)
22. Earl Williams (1974-76)	48.4% (278-574)
23. Mark Patton (2002-06)	48.2% (360-747)
24. Malik Hightower (1991-95)	48.2% (479-993)
25. Randy Noll (1971-73)	47.84% (411-859)
26. Jack Freeman (1955-58)	47.81% (262-548)
27. Harley Major (1976-78)	47.8% (317-663)
28. Greg White (1977-81)	47.7% (369-773)
29. John Taft (1987-91)	47.6% (811-1,704)
30. John Milhoan (1957-60)	47.5% (435-916)
31. Markel Humphrey (2005-09)	46.2% (491-1,067)

3-POINT FIELD GOALS MADE

(Min. 65)

1. Austin Loop (2013-pr.)	293
2. Tamar Slay (1998-02)	251
3. Jon Elmore (2015-pr.)	242
4. Keith Veney (1995-97)	241
5. Joda Burgess (1997-01)	210
6. Damier Pitts (2008-12)	201
7. Ronald Blackshear (2001-03)	195
8. John Taft (1987-91)	185
9. Ronny Dawn (2001-05)	174
10. Travis Young (1997-01)	167
11. Tre Whitted (2003-07)	155
12. C.J. Burks (2015-pr.)	148
13. Dago Pena (2008-12)	147
14. John Brannen (1996-97)	135
15. Skip Henderson (1984-88)	133
16. Chris Lutz (2008-10)	129
17. Stevie Browning (2015-17)	116
18. Markel Humphrey (2005-09)	113
19. Frank Martin (1991-94)	112
20. DeAndre Kane (2010-13)	111
21. Mark Dorris (2005-08)	109
22. Cornelius Jackson (1998-01)	107
23. Shaquille Johnson (2008-12)	104



Harold Simmons (1989-93)	104
25. Carlton King (1995-)	100
26. Malik Hightower (1991-95)	96
27. Joe Miles (2004-06)	95
Tink Brown (1992-95)	95
29. Elijah Pittman (2012-14)	93
30. Ryan Taylor (2013-17)	88

3-POINT FIELD GOALS ATTEMPTED (Min. 200)

1. Austin Loop (2013-17)	714
2. Jon Elmore (2015-pr.)	688
3. Tamar Slay (1998-02)	650
4. Damier Pitts (2008-12)	605
5. Keith Veney (1995-97)	564
6. Joda Burgess (1997-01)	541
7. Ronald Blackshear (2001-03)	489
8. Tre Whitted (2003-07)	471
9. Travis Young (1997-01)	466
10. John Taft (1987-91)	463
11. Ronny Dawn (2001-05)	452
12. C.J. Burks (2015-pr.)	414
13. DeAndre Kane (2010-13)	403
14. John Brannen (1996-97)	350
15. Markel Humphrey (2005-09)	347
16. Shaquille Johnson (2008-12)	346
17. Dago Pena (2008-12)	382
18. Frank Martin (1991-94)	333
19. Chris Lutz (2008-)	326
20. Mark Dorris (2005-08)	325
21. Skip Henderson (1984-88)	321
22. Stevie Browning (2015-17)	314
23. Darryl Merthie (2006-10)	309
24. Ryan Taylor (2013-17)	303
25. Cornelius Jackson (1998-01)	301
26. Doug Schieppe (1993-95)	277
27. Carlton King (1995-99)	274
28. Harold Simmons (1989-93)	271
29. Joe Miles (2004-06)	263
30. Shawn Moore (1992-95)	261

3-POINT FIELD GOAL PERCENTAGE

(Minimum 35.0%, 100 attempts)

1. Brett Vincent (1990-91)	43.6% (65-149)
2. Keith Veney (1995-97)	42.7% (241-564)
3. Skip Henderson (1984-88)	41.4% (133-321)
4. Scott Williams (1988-90)	41.3% (79-191)
5. Austin Loop (2013-17)	41.0% (293-714)
6. John Taft (1987-91)	40.0% (185-463)
7. Ronald Blackshear (2001-03)	39.9% (195-489)
8. Chris Lutz (2008-10)	39.6% (129-326)
10. Malik Hightower (1991-95)	39.2% (96-245)
11. Joda Burgess (1997-01)	38.8% (210-541)
Tink Brown (1992-95)	38.8% (95-245)
Dago Pena (2008-12)	38.8% (147-382)
13. Tamar Slay (1998-02)	38.6% (251-650)
John Brannen (1996-97)	38.6% (135-350)
A.W. Hamilton (2002-05)	38.6% (83-215)
16. Ronny Dawn (2001-05)	38.5% (174-452)
17. Harold Simmons (1989-93)	38.4% (104-271)
18. Elijah Pittman (2012-14)	37.2% (93-250)
19. Stevie Browning (2015-17)	37.06% (116-313)
20. Carlton King (1995-99)	36.5% (100-274)
Barry Kincaid (1979-83)	36.5% (42-115)
22. Joe Miles (2004-06)	36.1% (95-263)
23. Travis Young (1997-01)	35.8% (167-466)
24. C.J. Burks (2015-pr.)	35.7% (148-414)
25. Cornelius Jackson (1998-01)	35.5% (107-301)

FREE THROWS MADE (MIN. 200)

1. John Taft (1987-91)	525
2. Jon Elmore (2015-pr.)	518
3. Leo Byrd (1956-59)	509
4. J.R. VanHoose (1998-02)	472
5. Ryan Taylor (2013-17)	458
6. Skip Henderson (1984-88)	441

7. LaVerne Evans (1980-84)	389
8. Damier Pitts (2008-12)	384
9. Charlie Slack (1952-56)	381
10. Walt Walowac (1950-54)	365
11. Bob Redd (1965-68)	355
12. Russell Lee (1969-72)	337
DeAndre Kane (2010-13)	337
14. Cebe Price (1954-57)	331
15. George Washington (1978-82)	330
16. Shaquille Johnson (2008-12)	322
17. Markel Humphrey (2005-09)	320
18. Hal Greer (1955-58)	315
19. Tom Curry (1984-88)	313
20. George Stone (1965-68)	305
21. Tirrell Baines (2007-11)	301
Danny D'Antoni (1966-69)	301
23. Mark Patton (2002-06)	298
24. Tyrone Phillips (1989-93)	291
25. Tamar Slay (1998-02)	289
26. Ken Lebanowski (1977-81)	280
27. Jim Davidson (1966-69)	268
28. Greg White (1977-81)	260
29. John Milhoan (1957-60)	252
30. Paul Underwood (1954-57)	250

FREE THROWS ATTEMPTED (MIN. 300)

1. John Taft (1987-91)	734
2. Ryan Taylor (2013-17)	683
3. Leo Byrd (1956-59)	637
4. Jon Elmore (2015-pr.)	636
5. J.R. VanHoose (1998-02)	630
6. Skip Henderson (1984-88)	625
7. DeAndre Kane (2010-13)	573
8. Walt Walowac (1950-54)	569
9. LaVerne Evans (1980-84)	566
10. Tom Curry (1984-88)	531
11. Charlie Slack (1952-56)	514
12. Bob Redd (1965-68)	494
13. George Washington (1978-82)	491
14. Damier Pitts (2008-)	475
15. Russell Lee (1969-72)	473
16. Markel Humphrey (2005-09)	471
17. Cebe Price (1954-57)	470
18. Shaquille Johnson (2008-12)	448
19. Tirrell Baines (2007-11)	432
20. Tyrone Phillips (1989-93)	428
21. Hal Greer (1955-58)	415
22. Ken Lebanowski (1977-81)	406
23. Jim Davidson (1966-69)	402
24. Mark Patton (2002-06)	395
25. Danny D'Antoni (1966-69)	389
26. Tamar Slay (1998-02)	386
27. David Wade (1980-84)	375
28. George Stone (1965-68)	369
29. Paul Underwood (1954-57)	363
30. Bob Burgess (1954-57)	361

FREE THROW PERCENTAGE

(Minimum 70%, 200 attempts)

1. Bunny Gibson (1975-79)	89.6% (207-231)
2. Greg White (1977-81)	86.4% (260-301)
3. Ronald Blackshear (2001-03)	85.1% (177-208)
4. John Milhoan (1957-60)	83.7% (252-301)
5. George Stone (1965-68)	82.7% (305-369)
6. C.J. Burks (2015-pr.)	81.9% (172-210)
6. Jon Elmore (2015-pr.)	81.5% (518-636)
7. Damier Pitts (2008-12)	80.8% (384-475)
8. Malik Hightower (1991-95)	80.2% (235-293)
9. Leo Byrd (1956-59)	79.9% (509-637)
10. Tom Langfitt (1963-66)	78.8% (193-245)
11. Bill Francis (1962-65)	78.1% (239-306)
12. John Brannen (1996-97)	77.7% (181-233)
13. Danny D'Antoni (1966-69)	77.4% (301-389)
14. Mike D'Antoni (1970-73)	77.3% (167-216)
15. Hal Greer (1955-58)	75.9% (315-415)
16. Mark Patton (2002-06)	75.4% (298-395)
17. J.R. VanHoose (1998-02)	74.9% (472-630)

Tamar Slay (1998-02)	74.9% (289-386)
19. Carlton King (1995-99)	74.5% (187-251)
20. Shawn Moore (1992-95)	74.3% (240-323)
21. Charlie Slack (1952-56)	74.1% (381-514)
22. Blaine Henry (1968-71)	74.0% (214-289)
23. Travis Young (1997-01)	73.3% (184-251)
24. Shaquille Johnson (2008-12)	71.9% (322-448)
25. Dave Robinson (1952-55)	71.88% (225-313)
26. Randy Noll (1971-73)	71.87% (161-224)
27. Bob Redd (1965-68)	71.86% (355-494)
28. Jeff Battle (1981-85)	71.53% (191-267)
29. John Taft (1987-91)	71.52% (525-734)
30. Russell Lee (1969-72)	71.2% (337-473)
31. Marvin Black (2002-04)	70.8% (211-298)
32. Skip Henderson (1984-88)	70.6% (441-625)
Mark Dorris (2005-08)	70.6% (207-293)
34. Cebe Price (1954-57)	70.4% (331-470)
35. Tyler Wilkerson (2006-)	70.1% (249-355)

REBOUNDS (MIN. 600)

1. Charlie Slack (1952-56)	1,916
2. J.R. VanHoose (1998-02)	1,086
3. Ryan Taylor (2013-17)	985
4. Bob Burgess (1959-62)	973
5. Bob Allen (1965-68)	919
6. Russell Lee (1969-72)	863
7. Rodney Holden (1984-88)	812
8. Dave Smith (1968-71)	789
9. Hal Greer (1955-58)	765
10. Ken Lebanowski (1977-81)	751
11. George Stone (1965-68)	746
12. Derrick Wright (1996-00)	738
13. Bob Redd (1965-68)	698
14. Markel Humphrey (2005-09)	674
15. Randy Noll (1971-73)	667
16. Tirrell Baines (2007-11)	658
17. Tyler Wilkerson (2006-10)	657
18. David Wade (1980-84)	651
19. Mark Patton (2002-06)	647
20. Dennis Tinnon (2011-13)	641
21. George Washington (1978-82)	634
22. Charlie Jones (1979-83)	633
23. Nigel Spikes (2009-13)	630
24. Jim Davidson (1966-69)	628
25. Tom Curry (1984-88)	620

ASSISTS (MIN. 100)

(Records not kept until 1970-71 except for the 1951-52 season)

1. Greg White (1977-81)	701
2. Mike D'Antoni (1970-73)	659
3. Jon Elmore (2015-pr.)	596
4. Sam Henry (1980-84)	519
5. Cornelius Jackson (1998-01)	518
6. Damier Pitts (2008-12)	517
7. Joe Hickman (1972-76)	499
8. Skip Henderson (1984-88)	470
9. DeAndre Kane (2010-13)	432
10. Jeff Battle (1981-85)	431
11. A.W. Hamilton (2002-05)	411
12. Travis Young (1997-01)	349
13. Shaquille Johnson (2008-12)	300
14. Andy Paul Williamson (1987-90)	299
15. Ryan Taylor (2013-17)	292
16. John Taft (1987-91)	281
17. Darryl Merthie (2006-10)	271
18. Sidney Coles (1996-97)	267
19. Tink Brown (1992-95)	263
20. Chris Ross (2005-07)	259
21. Tamar Slay (1998-02)	250
22. David Wade (1980-84)	240
23. Harold Simmons (1989-93)	235
24. Stevie Browning (2015-17)	230
Chris Gray (1994-98)	209
26. Bill James (1972-73)	202
27. C.J. Burks (2015-pr.)	199
28. Markel Humphrey (2005-09)	192
29. Malik Hightower (1991-95)	188

CAREER RECORDS



30. Kareem Canty (2013-14) _____ 180

STEALS (Min. 55)

(Records not kept until 1975-76 season)

1. Skip Henderson (1984-88) _____	208
2. David Wade (1980-84) _____	186
3. Travis Young (1997-01) _____	173
4. Jeff Battle (1981-85) _____	172
5. Sam Henry (1980-84) _____	161
6. Tink Brown (1992-95) _____	150
7. Sidney Coles (1996-97) _____	142
Tamar Slay (1998-02) _____	142
9. John Taft (1987-91) _____	133
10. DeAndre Kane (2010-13) _____	129
11. Mark Dorris (2005-08) _____	126
12. Shaquille Johnson (2008-12) _____	125
13. Harold Simmons (1989-93) _____	118
14. Jon Elmore (2015-pr.) _____	117
Cornelius Jackson (1998-01) _____	117
16. LaVerne Evans (1980-84) _____	116
17. Shawn Moore (1992-95) _____	112
18. Ryan Taylor (2013-pr.) _____	111
Jeff Guthrie (1984-86) _____	111
20. Carlton King (1995-99) _____	110
Malik Hightower(1991-95) _____	110
22. A.W. Hamilton (2002-05) _____	107
23. Derrick Wright (1996-00) _____	105
George Washington (1978-82) _____	105
25. Chris Ross (2005-07) _____	104
26. Tyrone Phillips (1989-93) _____	102
27. Rodney Holden (1984-88) _____	101
Damier Pitts (2008-12) _____	101
29. Mark Patton (2002-06) _____	100
30. Markel Humphrey (2005-09) _____	98
Ken Lebanowski (1977-81) _____	98
32. J.R. VanHoose (1998-02) _____	97
33. Darryl Merthie (2006-10) _____	96
Greg White (1977-81) _____	96
35. Chris Gray (1994-98) _____	90
36. C.J. Burks (2015-pr.) _____	87

BLOCKED SHOTS (MIN. 35)

(Records not kept until 1975-76 season)

1. Hassan Whiteside (2009-10) _____	182
2. Ajdin Penava (2015-18) _____	180
3. Omar Roland (1988-90) _____	148
4. Charles Jones (1979-83) _____	140
5. Tom Curry (1984-88) _____	138
6. Derrick Wright (1996-00) _____	137
7. Nigel Spikes (2009-13) _____	123
8. Ryan Taylor (2013-17) _____	122
9. Mark Patton (2002-06) _____	111
10. Tyler Wilkerson (2006-10) _____	103
11. Tyrone Phillips (1989-93) _____	102
12. Latece Williams (2000-02) _____	99
13. Jean Francois Bro Grebe (2005-08) _____	81
14. J.R. VanHoose (1998-02) _____	74
15. Curtis Raymond (1993-95) _____	61
16. Robert Goff (2011-13) _____	59
17. Carlton King (1995-99) _____	56
18. LaVar Carter (2002-06) _____	54
Tamar Slay (1998-02) _____	53
20. George Washington (1978-82) _____	50
21. Ajdin Penava (2015-17) _____	46
Michael Peck (1991-95) _____	46
23. Shawn Moore (1992-95) _____	45
24. Cheikh Sane (2013-15) _____	43
25. Tirrell Baines (2007-11) _____	42
26. Troy Grat (1993-95) _____	41
27. Gerry Strickland (1988-89) _____	39
28. Jeff Richardson (1982-86) _____	39
Larry Watson (1978-82) _____	39
Jeff Guthrie (1984-86) _____	38



POINTS (MIN. 500)

PLAYER	PTS.	YEAR
1. Jon Elmore	816	2017-18
2. Skip Henderson	804	1987-88
3. John Taft	764	1990-91
3. Leo Byrd	704	1958-59
4. C.J. Burks	702	2017-18
5. John Taft	701	1988-89
6. Walt Walowac	698	1952-53
7. Jon Elmore	691	2016-17
8. George Stone	684	1966-67
9. James Kelly	663	2015-16
10. Russell Lee	659	1970-71
11. Skip Henderson	652	1986-87
12. LaVerne Evans	635	1983-84
13. John Brannen	605	1996-97
14. Russell Lee	602	1971-72
15. Leo Byrd	599	1957-58
16. Tamar Slay	597	1999-00
17. George Stone	592	1967-68
18. Ronald Blackshear	589	2002-03
19. John Taft	584	1989-90
20. Skip Henderson	584	1984-85
21. Tyrone Phillips	581	1992-93
22. Walt Walowac	579	1951-52
23. Keith Veney	575	1996-97
24. Bunny Gibson	572	1977-78
25. Bill Hall	572	1945-46
26. Tamar Slay	567	2001-02
27. Hal Greer	567	1957-58
28. DeAndre Kane	560	2011-12
29. Russell Lee	554	1969-70
30. Keith Veney	550	1995-96
31. Bill Hall	550	1946-47
32. Walt Walowac	548	1953-54
33. Stevie Browning	546	2016-17
34. Kareem Canty	538	2013-14
35. John Milhoan	537	1959-60
36. Shawn Moore	536	1994-95
37. Skip Henderson	534	1985-86
38. Ajdin Penava	531	2017-18
39. Randy Noll	528	1972-73
40. Elijah Pittman	516	2012-13

SCORING AVERAGE (MIN. 20.0)

PLAYER	AVG.	GAMES	PTS.	YEAR
1. Leo Byrd	29.3	24	704	1958-59
2. Walt Walowac	29.1	24	698	1952-53
3. John Taft	27.3	28	764	1990-91
4. Walt Walowac	26.1	21	548	1953-54
5. John Taft	26.0	27	701	1988-89
6. Russell Lee	25.3	26	659	1970-71
7. Skip Henderson	25.1	32	804	1987-88
8. Leo Byrd	24.9	24	599	1957-58
9. George Stone	24.4	28	684	1966-67
10. Russell Lee	24.1	23	554	1969-70
11. George Stone	23.7	25	592	1967-68
12. Cebe Price	23.6	21	496	1954-55
13. Hal Greer	23.6	24	567	1957-58
14. John Taft	23.4	25	584	1989-90
15. John Milhoan	23.3	23	537	1959-60
16. Jon Elmore	22.7	36	816	2017-18
17. Charlie Slack	22.6	22	497	1955-56
18. Tyrone Phillips	22.4	26	581	1992-93
19. Russell Lee	22.3	27	602	1971-72
20. Walt Walowac	22.3	26	579	1951-52
21. Tom Langfitt	21.2	24	509	1964-65
22. Cebe Price	21.2	23	488	1955-56
23. Skip Henderson	21.0	31	652	1986-87
24. John Brannen	20.9	29	605	1996-97
25. LaVerne Evans	20.5	31	635	1983-84
26. Bunny Gibson	20.4	28	572	1977-78
27. Bill Hall	20.4	28	572	1945-46
28. C.J. Burks	20.1	35	702	2017-18
James Kelly	20.1	33	663	2015-16

FIELD GOALS (MIN. 200)

Player	FG	Year
1. Skip Henderson	291	1987-88
2. Walt Walowac	285	1952-53
3. George Stone	284	1966-67
4. Russell Lee	268	1970-71
5. C.J. Burks	260	2017-18
James Kelly	260	2015-16
7. Russell Lee	258	1971-72
8. John Taft	256	1990-91
9. John Taft	245	1988-89
10. Skip Henderson	244	1986-87
11. Jon Elmore	243	2017-18
12. Bunny Gibson	244	1977-78
13. Skip Henderson	241	1984-85
14. George Stone	238	1967-68
15. Walt Walowac	237	1951-52
16. Hal Greer	236	1957-58
17. Laverne Evans	235	1983-84
18. Tyrone Phillips	228	1992-93
19. Skip Henderson	224	1985-86
20. Randy Noll	221	1972-73
21. Tamar Slay	216	1999-00
22. Tom Langfitt	216	1964-65
23. Russell Lee	213	1969-70
24. Jon Elmore	210	2016-17
25. John Brannen	208	1996-97
John Milhoan	208	1959-60
Walt Walowac	208	1953-54
28. Stevie Browning	204	2016-17
John Taft	204	1989-90
30. Leo Byrd	202	1958-59

FIELD GOAL ATTEMPTS (MIN. 400)

Player	FGA	Year
1. Walt Walowac	640	1951-52
2. Skip Henderson	595	1987-88
3. George Stone	587	1966-67
4. George Stone	580	1967-68
5. Russell Lee	561	1971-72
6. Jon Elmore	554	2017-18
7. C.J. Burks	551	2017-18
8. John Taft	539	1990-91
9. Bunny Gibson	519	1977-78
10. Jon Elmore	508	2016-17
11. Kareem Canty	502	2013-14
12. Skip Henderson	490	1986-87
13. John Taft	487	1988-89
14. DeAndre Kane	486	2011-12
15. Ronald Blackshear	481	2002-03
Russell Lee	481	1969-70
17. James Kelly	479	2015-16
18. Tom Langfitt	476	1964-65
19. Randy Noll	472	1972-73
20. Keith Veney	458	1996-97
21. Stevie Browning	449	2016-17
LaVerne Evans	445	1983-84
23. Skip Henderson	443	1985-86
24. Tamar Slay	439	2001-02
John Brannen	439	1996-97
26. Skip Henderson	436	1984-85
27. Tamar Slay	434	1999-00
28. Damier Pitts	433	2011-12
29. James Campbell	428	1979-80
30. Shawn Moore	413	1994-95

FIELD GOAL PERCENTAGE (MIN. 54%)

Player	PCT.	Year
1. Rodney Holden	.633 (119-188)	1986-87
2. Hal Greer	.615 (123-200)	1955-56
3. Marvin Black	.613 (125-204)	2002-03
4. Bunny Gibson	.605 (109-180)	1976-77
5. Sidney Coles	.604 (93-154)	1995-96
6. Charles Jones	.603 (120-199)	1981-82
7. Tom Curry	.602 (186-309)	1987-88
Jeff Guthrie	.602 (112-186)	1985-86
9. Hal Greer	.600 (128-213)	1955-56

10. Sam Ervin	.595 (97-163)	1983-84
11. J.R. VanHoose	.594 (149-251)	1998-99
12. Gery Strickland	.586 (167-285)	1988-89 13.
J.R. VanHoose	.578 (160-277)	2000-01
14. David Anderson	.571 (89-156)	2004-05
15. Jeff Guthrie	.571 (164-287)	1984-85
16. J.R. VanHoose	.567 (183-323)	1999-00
Wes Hardin	.567 (72-127)	1993-94
18. Ken Labanowski	.563 (152-270)	1980-81
19. Ajdin Penava	.562 (191-340)	2017-18
20. Tyler Wilkerson	.556 (104-187)	2007-08
21. Ryan Taylor	.554 (168-303)	2015-16
Dennis Tinnon	.554 (143-258)	2011-12
23. Ken Labanowski	.552 (111-201)	1979-80
24. JP Kambola	.549 (78-142)	2014-15
25. David Anderson	.547 (70-128)	2003-04
26. Hal Greer	.546 (236-432)	1957-58
27. Markel Humphrey	.544 (143-263)	2008-09
Tyrone Phillips	.544 (228-419)	1992-93
29. James Kelly	.543 (260-479)	2015-16
30. Carlton King	.541 (93-172)	1996-97

3-POINT FG MADE (MIN 30)

(Southern Conference was first NCAA league to adopt three-point rule in 1980)

Player	No.	Year
1. Keith Veney	130	1996-97
2. Austin Loop	112	2016-17
3. Keith Veney	111	1995-96
4. Jon Elmore	98	2017-18
Ronald Blackshear	98	2002-03
6. Tamar Slay	93	1999-00
7. Ronald Blackshear	88	2001-02
8. C.J. Burks	86	2017-18
Austin Loop	86	2015-16
10. Austin Loop	84	2014-15
11. Jon Elmore	83	2016-17
12. Ronny Dawn	82	2003-04
John Taft	82	1990-91
14. Skip Henderson	80	1987-88
15. Damier Pitts	72	2011-12
16. Stevie Browning	70	2016-17
Kareem Canty	65	2013-14
Chris Lutz	65	2008-09
Elijah Pittman	65	2012-13
D.D. Scarver	65	2012-13
21. Chris Lutz	64	2009-10
Frank Martin	64	1991-92
23. Joda Burgess	63	1997-98
24. Jon Elmore	61	2015-16
25. Tamar Slay	56	2000-01
26. Justin Edmonds	54	2014-15
Dago Pena	54	2011-12
Dago Pena	54	2010-11
29. Travis Young	53	1998-99
Skip Henderson	53	1986-87

3-POINT FG ATTEMPTS (MIN 140)

(Southern conference was first ncaa league to adopt 3-point rule in 1980)

Player	No.	Year
1. Keith Veney	320	1996-97
2. Jon Elmore	275	2017-18
3. Ronald Blackshear	265	2002-03
4. Austin Loop	254	2016-17
5. Keith Veney	244	1995-96
6. C.J. Burks	236	2017-18
Jon Elmore	236	2016-17
8. Austin Loop	216	2015-16
9. Tamar Slay	215	1999-00
10. Austin Loop	214	2014-15
Kareem Canty	214	2013-14
12. Damier Pitts	212	2011-12
13. D.D. Scarver	199	2012-13
14. John Taft	197	1990-91
15. Skip Henderson	196	1987-88
16. Ronald Blackshear	193	2001-02

2018-19 Marshall Men's Basketball
INDIVIDUAL SEASON RECORDS



17. Tamar Slay	191	2001-02
18. John Brannen	184	1996-97
Frank Martin	184	1991-92
20. Stevie Browning	177	2016-17
Jon Elmore	177	2015-16
22. Elijah Pittman	175	2012-13
23. Chris Lutz	174	2008-09
24. Tamar Slay	171	2001-02
25. James Kelly	159	2015-16
26. Tre Whitted	157	2006-07
27. DeAndre Kane	154	2010-11
28. Jarrod West	153	2017-18
Justin Edmonds	153	2014-15
Joda Burgess	153	1997-98

3-POINT FG PERCENTAGE

(MIN 37.5% Made 20/attempted 40)
 (Southern conference was first ncaa league to adopt three-point rule in 1980)

Player	PCT.	Year
1. Malik Hightower	.484 (46-95)	1994-95
2. Ronald Blackshear	.456 (88-193)	2001-02
3. Keith Veney	.455 (111-244)	1995-96
4. Austin Loop	.441 (112-254)	2016-17
5. Brett Vincent	.436 (65-149)	1990-91
6. Tamar Slay	.433 (93-215)	1999-00
7. Scott Williams	.426 (46-108)	1989-90
John Taft	.426 (52-122)	1988-89
9. Skip Henderson	.424 (53-125)	1986-87
10. Chris Lutz	.421 (64-152)	2009-10
11. Ronny Dawn	.416 (37-89)	2002-03
12. Dago Pena	.415 (54-130)	2010-11
Harold Simmons	.415 (44-106)	1991-92
14. Greg White	.413 (26-63)	1980-81
15. Jarrod West	.412 (63-153)	2017-18
Joda Burgess	.412 (63-153)	1997-98
Barry Kincaid	.412 (33-80)	1982-83
18. Skip Henderson	.408 (80-196)	1987-88
19. Keith Veney	.406 (130-320)	1996-97
20. Austin Loop	.398 (86-216)	2015-16
Cornelius Jackson	.398 (41-103)	1998-99
22. C.J. Burks	.395 (70-177)	2017-18
Stevie Browning	.395 (70-177)	2016-17
Ronny Dawn	.395 (60-152)	2003-04
25. Tink Brown	.394 (37-94)	1993-94
26. Austin Loop	.393 (84-214)	2014-15
27. Enoch Bunch	.381 (24-63)	2004-05
28. Markel Humphrey	.375 (24-64)	2007-08

FREE THROWS MADE (MIN. 100)

Player	Free Throws	Year
1. Jon Elmore	232	2017-18
2. Leo Byrd	220	1958-59
3. Jon Elmore	188	2016-17
4. Leo Byrd	171	1957-58
5. John Taft	170	1990-91
6. Laverne Evans	165	1983-84
7. John Taft	159	1988-8
8. Bob Redd	145	1966-67
9. Skip Henderson	142	1987-88
10. J.R. VanHoose	141	1999-00
11. Marvin Black	137	2003-04
12. Bob Redd	132	1965-66
Walt Walowac	132	1953-54
14. Bill Francis	131	1964-65
15. J.R. VanHoose	128	2000-01
Tom Ferrell	128	1973-74
Russell Lee	128	1969-70
Walt Walowac	128	1952-53
19. DeAndre Kane	127	2011-12
20. Tyrone Phillips	125	1992-93
John Taft	125	1989-90
22. DeAndre Kane	124	2010-11
23. Russell Lee	123	1970-71
24. Ryan Taylor	122	2016-17
25. John Milhoan	121	1959-60

26. John Brannen	120	1996-97
27. Damier Pitts	119	2010-11
Hal Greer	119	1956-57
29. Ryan Taylor	118	2014-15
30. Ajdin Penava	116	2017-18
George Stone	116	1967-68
32. Shawn Moore	115	1994-95
33. Elijah Pittman	113	2012-13
34. Ryan Taylor	112	2015-16
35. Ronald Blackshear	111	2002-03
Skip Henderson	111	1986-87
Charlie Slack	111	1955-56
38. Hassan Whiteside	110	2009-10
Cebe Price	110	1954-55
40. Tyler Wilkerson	108	2009-10
41. Ryan Taylor	106	2013-14
J.R. VanHoose	106	2001-02
George Washington	106	1978-79
44. Walt Walowac	105	1951-52
45. Skip Henderson	102	1984-85
Dan D'Antoni	102	1968-69
47. Mark Patton	101	2005-06
Keith Veney	101	1995-96
49. George Washington	100	1979-80

FREE THROW ATTEMPTS (MIN. 150)

Player	Free Throw Attempts	Year
1. Jon Elmore	281	2017-18
2. Leo Byrd	266	1958-59
3. John Taft	246	1990-91
4. Jon Elmore	233	2016-17
5. Laverne Evans	232	1983-84
6. Walt Walowac	218	1952-53
7. DeAndre Kane	212	2011-12
8. Leo Byrd	211	1957-58
9. Walt Walowac	208	1953-54
10. John Taft	201	1988-89
11. DeAndre Kane	196	2010-11
12. Bob Redd	198	1966-67
13. Marvin Black	192	2003-04
14. Ryan Taylor	190	2016-17
Hassan Whiteside	187	2009-10
16. J.R. VanHoose	184	1999-00
Bob Redd	184	1965-66
18. Skip Henderson	181	1987-88
19. Tyrone Phillips	180	1992-93
20. Russell Lee	179	1969-70
21. Ryan Taylor	173	2015-16
22. Russell Lee	172	1970-71
23. John Taft	171	1989-90
George Washington	171	1978-79
Bill Francis	171	1964-65
26. Ryan Taylor	169	2014-15
27. J.R. VanHoose	168	2000-01
28. DeAndre Kane	165	2012-13
29. Cebe Price	162	1954-55
30. Elijah Pittman	161	2012-13

FREE THROW PERCENTAGE

Player	Free Throw Pct.	Year
1. Bunny Gibson	.944 (84-89)	1977-78
2. John Milhoan	.913 (63-69)	1957-58
3. C.J. Burks	.889 (96-108)	2017-18
3. Ronald Blackshear	.888 (111-125)	2002-03
4. Austin Loop	.887 (63-71)	2014-15
5. Bunny Gibson	.884 (84-95)	1978-79
6. Tom Ferrell	.883 (128-145)	1973-74
7. Greg White	.860 (74-86)	1979-80
8. Dave Miller	.852 (52-61)	1976-77
9. A.W. Hamilton	.848 (67-79)	2004-05
10. George Stone	.847 (116-137)	1967-68
Malik Hightower	.847 (61-72)	1992-93
12. Damier Pitts	.844 (119-141)	2010-11
Bill Francis	.844 (65-77)	1963-64

14. Damier Pitts	.841 (95-113)	2008-09
15. Dan D'Antoni	.836 (102-122)	1968-69
16. Hal Greer	.833 (95-114)	1957-58
17. Damier Pitts	.832 (89-107)	2009-10
18. Leo Byrd	.827 (220-266)	1958-59
20. Jon Elmore	.826 (232-281)	
21. George Stone	.823 (116-141)	1966-67
22. Stevie Browning	.819 (68-83)	2016-17
23. Tamar Slay	.816 (102-125)	2000-01
John Brannen	.816 (120-147)	1996-97
25. John Milhoan	.812 (121-149)	1959-60
Blaine Henry	.812 (82-101)	1970-71
27. Jeff Battle	.811 (90-111)	1984-85
28. Jon Elmore	.807 (188-233)	2016-17
29. Jon Elmore	.803 (98-122)	2015-16
30. Ronald Blackshear	.802 (65-81)	2001-02
21. Malik Hightower	.800 (52-65)	1993-94

REBOUNDS (MIN 300)

Player	Rebounds	Year
1. Charlie Slack	538	1954-55
2. Charlie Slack	520	1955-56
3. Charlie Slack	466	1953-54
4. Charlie Slack	392	1952-53
5. Bob Allen	388	1966-67
6. Bob Burgess	356	1959-60
7. Bob Allen	354	1967-68
8. Dennis Tinnon	349	2011-12
9. Randy Noll	339	1971-72
10. Hal Greer	332	1956-57
11. Randy Noll	329	1972-73
12. James Kelly	324	2015-16
13. Russell Lee	323	1971-72
14. Russell Lee	322	1970-71
15. J.R. VanHoose	319	2001-02
16. Dave Smith	306	1970-71
17. Hassan Whiteside	303	2009-10

REBOUND AVERAGE (MIN 12.0)

Player	Average	G's-Number Year
1. Charlie Slack *	25.6	21-538 1954-55
2. Charlie Slack	23.6	22-520 1955-56
3. Charlie Slack	22.2	21-466 1953-54
4. Charlie Slack	16.3	24-392 1952-53
5. Bob Burgess	15.5	23-356 1959-60
6. Bob Allen	14.2	25-354 1967-68
7. Bob Burgess	14.2	22-312 1960-61
8. Bob Burgess	13.9	22-305 1961-62
9. Bob Allen	13.9	28-388 1966-67
10. Hal Greer	13.8	24-332 1956-57
11. Randy Noll	12.6	27-339 1971-72
12. Russell Lee	12.4	26-322 1970-71

*NCAA Record

ASSISTS (MIN 125)

Assists not kept before 1970-71 season

Player	Assists	Year
1. Jon Elmore	244	2017-18
2. Mike D'Antoni	241	1971-72
3. Mike D'Antoni	228	1972-73
4. Cornelius Jackson	218	1999-00
5. Jon Elmore	207	2016-17
6. Greg White	198	1977-78
7. DeAndre Kane	195	2012-13
8. Joe Hickman	192	1974-75
9. Sam Henry	190	1981-82
Mike D'Antoni	190	1970-71
11. Sidney Coles	183	1996-97
12. Kareem Cauty	180	2013-14
13. Jason Williams	178	1995-96
14. Jeff Battle	177	1984-85
15. Greg White	171	1980-81
16. Andy Paul Williamson	169	1987-88
17. Greg White	168	1978-79
Joe Hickman	168	1975-76
19. Greg White	164	1979-80



INDIVIDUAL SEASON RECORDS

20.	A.W. Hamilton	158	2003-04	26.	Derrick Wright	32	1999-00
21.	Sam Henry	157	1982-83	27.	Mark Patton	31	2004-05
22.	Cornelius Jackson	155	2000-01		Charles Jones	31	1980-81
23.	Damier Pitts	149	2011-12	29.	Jansson Williams	29	2017-18
24.	Damier Pitts	147	2009-10		Tyler Wilkerson	29	2007-08
25.	Dwayne Lewis	146	1986-87		Tom Curry	29	1986-87
26.	Jon Elmore	145	2015-16				
	Cornelius Jackson	145	1998-99				
28.	A.W. Hamilton	138	2002-03				
29.	Jeff Battle	135	1983-84				
30.	Chris Ross	131	2006-07				

STEALS

(Records not kept until 1975-76 season Min 35)

	Player	Assists	Year				
1.	Sidney Coles	75	1995-96				
	Jeff Guthrie	75	1984-85				
3.	Sidney Coles	72	1996-97				
4.	Tyrone Phillips	65	1992-93				
5.	Jon Elmore	58	2017-18				
	Tink Brown	58	1994-95				
7.	Skip Henderson	57	1987-88				
	David Wade	57	1981-82				
9.	Jarrold West	56	2017-18				
10.	Mark Dorris	55	2007-08				
	Sam Henry	55	1982-83				
12.	Chris Ross	54	2005-06				
13.	DeAndre Kane	50	2012-13				
	Chris Ross	50	2006-07				
	Travis Young	50	1999-00				
	Skip Henderson	50	1985-86				
17.	Tamar Slay	49	2001-02				
	Tink Brown	49	1993-94				
	Shawn Moore	49	1993-94				
20.	DeAndre Kane	47	2011-12				
21.	Skip Henderson	46	1986-87				
22.	James Kelly	44	2015-16				
	Travis Young	44	1998-99				
	Travis Young	44	1997-98				
25.	Earl Williams	41	1975-76				
26.	Jon Elmore	40	2016-17				
	Harold Simmons	40	1991-92				
	John Taft	40	1990-91				
29.	Tamar Slay	39	2000-01				
	Ken Labanowski	39	1980-81				
29.	Stevie Browning	38	2016-17				
	A.W. Hamilton	38	2003-04				

BLOCKED SHOTS

(Records not kept until 1975-76 season Min 20)

	Player	Assists	Year				
1.	Hassan Whiteside	182	2009-10				
2.	Ajdin Penava	134	2017-18				
3.	Omar Roland	101	1989-90				
4.	Jean Francois Bro Grebe	65	2006-07				
5.	Nigel Spikes	60	2012-13				
6.	Charles Jones	58	1982-83				
7.	Ryan Taylor	53	2016-17				
8.	Latece Williams	51	2001-02				
	Tom Curry	51	1987-88				
10.	Latece Williams	48	2000-01				
11.	Omar Roland	47	1988-89				
12.	Curtis Raymond	44	1994-95				
13.	Derrick Wright	43	1996-97				
14.	Mark Patton	39	2005-06				
	Charles Jones	39	1981-82				
16.	Ajdin Penava	38	2016-17				
	Tom Curry	38	1985-86				
	Robert Goff	38	2011-12				
19.	Derrick Wright	37	1998-99				
	John Brown	37	1995-96				
21.	James Kelly	36	2015-16				
	Tyrone Phillips	36	1990-91				
23.	Tyler Wilkerson	34	2009-10				
24.	Tyrone Phillips	33	1991-92				
25.	Nigel Spikes	32	2010-11				

INDIVIDUAL GAME RECORDS

**POINTS** (MIN. 38)

1.	55	Skip Henderson vs. The Citadel	3/4/88
2.	51	Keith Veney vs. Morehead State	12/14/96
3.	50	Bunny Gibson vs. UT-Chattanooga	1/30/78
4.	46	Skip Henderson vs. Charleston	1/8/86
	46	George Stone vs. Nebraska	3/13/67
6.	44	Skip Henderson vs. UT-Chattanooga	2/12/88
	44	Ronald Blackshear vs. Akron	3/1/02
8.	43	John Taft vs. East Tenn. State	1/28/91
9.	42	John Taft vs. South Alabama	11/30/88
10.	40	DeAndre Kane vs. Tulsa	3/8/12
	40	Ronald Blackshear vs. Eastern Michigan	2/3/03
	40	John Taft vs. District of Columbia	1/21/91
	40	Leo Byrd vs. St. Bonaventure	2/21/59
	40	Walt Walowac vs. Union College	12/7/51
	40	Walt Walowac vs. Ohio Univ.	1951
16.	39	Keith Veney vs. Hampton	1/6/96
	39	Shawn Moore vs. Canisius	12/10/94
	39	John Taft vs. Virginia Tech	1/3/91
	39	John Taft vs. The Citadel	2/19/90
20.	38	Jon Elmore vs. Charlotte	2/24/18
	38	Jon Elmore vs. Tennessee at Martin	11/10/17
	38	James Kelly vs. Wyoming	12/2/15
	38	Tamar Slay vs. Western Michigan	12/20/99
	38	Skip Henderson vs. Davidson	2/21/87
	38	Skip Henderson vs. UT-Chattanooga	2/21/85
	38	LaVerne Evans vs. UT-Chattanooga	3/4/84

MOST FG MADE (MIN. 12)

1.	22	Bunny Gibson vs. UT-Chattanooga	1/30/78
2.	20	Skip Henderson vs. The Citadel	3/4/88
	20	George Stone vs. Nebraska	3/13/67
4.	18	Skip Henderson vs. UT-Chattanooga	2/21/85
5.	17	Skip Henderson vs. Charleston	1/8/86
	17	Walt Walowac vs. Ohio Univ.	1951
7.	16	Keith Veney vs. Morehead State	12/14/96
8.	15	James Kelly vs. Wyoming	12/21/15
	15	DeAndre Kane vs. Tulsa	3/8/12
	15	John Taft vs. Texas A&M	12/7/89
	15	John Taft vs. Furman	3/4/89
	15	Tom Ferrell vs. West Florida	2/9/74
	15	Russell Lee vs. DePauw	1/12/72
14.	14	Ronald Blackshear vs. Ball State	1/29/02
	14	Skip Henderson vs. Nevada	1/3/88
16.	13	Jon Elmore vs. Charlotte	2/24/18
	13	C.J. Burks at Rice	2/15/18
	13	Ryan Taylor at Florida Atlantic	1/2/17
	13	James Kelly at Rice	1/16/16
	13	James Kelly vs. WKU	1/3/16
	13	Elijah Pittman vs. UNCW	11/23/13
	13	Chris Lutz vs. Tulane	2/7/09
	13	J.R. VanHoose vs. Buffalo	2/17/99
	13	Carlton King vs. Ball State	1/29/98
25.	12	C.J. Burks vs. Ohio	12/16/17
	12	Stevie Browning vs. Morehead State	11/16/16
	12	Robert Goff vs. East Carolina	3/9/13
	12	Tamar Slay vs. West Virginia	1/18/00
	12	Tamar Slay vs. Western Michigan	12/20/99
	12	Troy Gray vs. East Tenn. State	1/29/94
	12	LaVerne Evans vs. Davidson	2/28/81
	12	Ken Labanowski vs. Furman	2/21/81
	12	Dave Mastropaolo vs. DePaul	12/28/74
	12	Bob Williams vs. Morehead State	12/9/74

MOST FG ATTEMPTS (MIN. 25)

1.	39	George Stone vs. Toledo	1968
2.	38	George Stone vs. Nebraska	3/13/67
3.	35	John Mihoan vs. Miami (Ohio)	12/16/59
4.	32	DeAndre Kane vs. Tulsa	3/8/12
5.	31	Skip Henderson vs. The Citadel	3/4/88
6.	29	John Taft vs. Virginia Tech	11/27/89
	29	Russell Lee vs. SW Louisiana	3/11/72
8.	28	Tamar Slay vs. Western Michigan	12/20/99
	28	Tamar Slay vs. West Virginia	1/18/00
	28	Randy Noll vs. Oral Roberts	1/3/73
11.	27	Ronald Blackshear vs. Ball State	1/29/02
	27	Tamar Slay vs. Troy	11/23/01
	27	Keith Veney vs. Morehead State	12/14/96
	27	Ronald Blackshear vs. Ohio	2/1/03
	27	Ronald Blackshear vs. Ball State	1/29/02
	27	Tamar Slay vs. Troy	11/23/01
	27	Keith Veney vs. Morehead State	12/14/96
18.	26	Ronald Blackshear vs. Eastern Michigan	2/3/03
	26	Skip Henderson vs. Kent State	11/29/86

20.	25	DeAndre Kane at Houston	3/2/13
	25	Shawn Moore vs. Canisius	12/10/94
	25	John Taft vs. Furman	3/4/89
	25	Skip Henderson vs. UT-Chattanooga	2/21/85
	25	Skip Henderson vs. UT-Chattanooga	2/21/85

FIELD GOAL PERCENTAGE (MIN. 5 MADE, 80%)

1.	100	(8-8) Latece Williams vs. Eastern Michigan	1/12/02
	100	(8-8) Charles Jones vs. VMI	2/11/82
3.	100	(7-7) Cheikh Sane vs. Jacksonville State	11/14/14
	100	(7-7) Marcus Goode vs. Mississippi	11/23/08
	100	(7-7) Rodney Holden vs. East Tenn. St.	2/1/86
6.	100	(6-6) Darius George vs. Charlotte	2/24/18
7.	100	(5-5) DeVince Boykins vs. W. Kentucky	2/14/15
	100	(5-5) Shawn Smith at ETSU	11/30/13
	100	(5-5) Chris Thomas vs. Stephen F. Austin	11/21/13
	100	(5-5) Ryan Taylor vs. Rio Grande	11/12/13
	100	(5-5) Elijah Pittman vs. Dist. of Columbia	11/16/12
12.	90.9	(10-11) Rod Nelson vs. CCNY	12/28/82
13.	90.0	(9-10) VonDale Mortan vs. Bluefield St.	11/14/98
	90.0	(9-10) Dwayne Lewis vs. Radford	12/5/87
15.	88.9	(8-9) Dennis Tinnon vs. Tulane	3/13/13
16.	87.5	(7-8) Ajdin Penava vs. Tennessee at Martin	11/10/17
17.	85.7	(12-14) Skip Henderson vs. Hawaii Pacific	11/30/85
	85.7	(6-7) Dago Pena vs. ECU	1/22/11
	85.7	(6-7) Aundra Williams vs. Binghamton	12/28/10
20.	84.6	(11-13) C.J. Burks at North Texas	2/17/18
	84.6	(11-13) Joda Burgess vs. Rio Grande	12/13/97
	84.6	(11-13) Greg White vs. South Carolina	12/1/80
23.	83.3	(5-6) Darius George at UAB	3/1/18
	83.3	(5-6) C.J. Burks at Florida Atlantic	1/2/17
	83.3	(10-12) Ryan Taylor vs. NC Central	12/14/15
	83.3	(5-6) Ryan Taylor at UTSA	2/6/16
27.	81.8	Ajdin Penava vs. N.C. Central	11/22/17
28.	80.0	(8-10) Stevie Browning vs. W.Va. Wesleyan	12/19/16
	80.0	(8-10) John Brown at Radford	12/7/96
	80.0	(8-10) Dennis Tinnon vs. Belmont	12/19/11

THREE-POINT FIELD GOALS MADE (MIN. 6)

1.	15	Keith Veney vs. Morehead State	12/14/96
2.	14	Ronald Blackshear vs. Akron	3/1/02
3.	10	Keith Veney vs. Hampton	1/6/96
4.	9	Jon Elmore vs. Charlotte	2/24/18
	9	Tamar Slay vs. West Virginia	1/18/00
	9	John Taft vs. District of Columbia	1/21/91
	9	Skip Henderson vs. The Citadel	3/4/88
8.	8	Austin Loop vs. Eastern Kentucky	12/12/15
	8	Elijah Pittman vs. UNCW	11/21/13
	8	Dago Pena vs. WVU Tech	12/21/11
	8	Ronald Blackshear vs. Eastern Michigan	2/3/03
	8	Ronald Blackshear vs. Miami (Ohio)	2/14/02
	8	Joda Burgess vs. Buffalo	3/3/01
14.	7	Jon Elmore vs. WKU	3/10/18
	7	Jon Elmore vs. Louisiana Tech	3/10/17
	7	Jon Elmore v. WKU	1/21/17
	7	Jon Elmore at UTSA	2/6/16
	7	Chris Lutz vs. UTEP	2/14/09
	7	Chris Lutz vs. Tulane	2/7/09
	7	Ronny Dawn vs. Kentucky	12/1/03
	7	Ronald Blackshear vs. Toledo	1/11/03
	7	Ronald Blackshear vs. Niagara	11/22/02
	7	Joda Burgess vs. Morehead State	12/8/97
	7	Doug Schieppe vs. Bluefield State	11/26/94
	7	John Taft vs. Western Carolina	2/10/90
	7	Skip Henderson vs. Davidson	2/21/87
28.	6	Jon Elmore at UAB	3/1/18
	6	C.J. Burks at Rice	2/15/18
	6	Jon Elmore vs. FIU	2/8/18
	6	C.J. Burks at WKU	1/27/18
	6	Jarrold West at William & Mary	11/29/17
	6	Austin Loop vs. Louisiana Tech	3/10/17
	6	Austin Loop at WKU	2/11/17
	6	Austin Loop vs. UTSA	1/26/17
	6	Stevie Browning at No. 24 Cincinnati	12/22/16
	6	Austin Loop vs. UTEP	3/10/16
	6	Jon Elmore vs. FIU	1/9/16
	6	Austin Loop vs. Grand Canyon	12/22/15
	6	Austin Loop vs. NC Central	12/14/15
	6	Austin Loop vs. Western Kentucky	2/14/15
	6	Kareem Canty vs. Arkansas State	12/21/13
	6	Chris Lutz vs. UCF	2/27/10
	6	Chris Lutz vs. UCF	1/13/10
	6	Matt Walls vs. East Tenn. State	12/4/07



INDIVIDUAL GAME RECORDS

THREE-POINT FIELD GOALS ATTEMPTED (MIN. 11)

1.	25	Keith Veney vs. Morehead State	12/14/96
2.	23	Ronald Blackshear vs. Akron	3/1/02
3.	19	Tamar Slay vs. West Virginia	1/18/00
4.	18	Chris Lutz vs. Tulane	2/7/09
	18	Ronald Blackshear vs. Ohio	2/1/03
6.	17	Keith Veney vs. Hampton	1/6/96
7.	16	Tamar Slay vs. Troy	11/23/01
	16	John Taft vs. District of Columbia	1/21/91
9.	14	Jon Elmore vs. FIU	2/8/18
	14	C.J. Burks vs. Tennessee at Martin	11/10/17
	14	Matt Walls vs. East Tenn. State	12/4/07
10.	13	Jon Elmore vs. WKU	3/10/18
	13	Austin Loop vs. UTEP	3/10/16
	13	Jon Elmore at North Texas	1/14/16
	13	Austin Loop at Southern Miss	1/29/15
	13	Elijah Pittman vs. UNCW	11/21/13
14.	12	Jon Elmore at UAB	3/1/18
	12	Jon Elmore vs. Charlotte	2/24/18
	12	Jon Elmore vs. Louisiana Tech	3/10/17
	12	Austin Loop vs. UTSA	1/26/17
	12	Jon Elmore at UTSA	2/6/16
	12	Austin Loop vs. NC Central	12/14/15
	12	Austin Loop vs. Rice	2/5/15
	12	Elijah Pittman at ETSU	11/30/13
	12	D.D. Scarver vs. Morehead State	11/28/12
	12	Joda Burgess vs. Morehead State	12/8/97
	12	John Taft vs. Western Carolina	2/10/90
21.	11	Jon Elmore at Rice	2/15/18
	11	Jon Elmore vs. Florida Atlantic	2/10/18
	11	C.J. Burks vs. WKU	1/6/18
	11	C.J. Burks at No. 9 Xavier	12/19/17
	11	Jon Elmore vs. Tennessee at Martin	11/10/17
	11	Jon Elmore vs. FIU	1/9/16
	11	Austin Loop at James Madison	12/6/15
	11	Kareem Canty vs. East Carolina	3/2/14
	11	Kareem Canty vs. Arkansas State	12/21/13
	11	Elijah Pittman at Morehead State	11/17/13
	11	Elijah Pittman vs. South Carolina State	11/8/13
	11	Elijah Pittman vs. UAB	2/23/13
	11	Elijah Pittman vs. SMU	1/30/13
	11	Dago Pena vs. WVU Tech	12/21/11
	11	Damier Pitts at UTEP	3/2/11
	11	Chris Lutz vs. UCF	2/27/10
	11	Travis Aikens vs. Evansville	11/18/06
	11	Travis Young vs. Georgia	11/23/98
	11	John Taft vs. Kentucky	12/17/88
	11	Skip Henderson vs. Davidson	2/21/88

THREE-POINT FIELD GOAL PERCENTAGE (MIN. 5 MADE, 55%)

1.	100	5-5	Scott Williams vs. UT-Chattanooga	1/13/90
2.	87.5	7-8	Joda Burgess vs. Rio Grande	12/13/97
3.	85.7	6-7	C.J. Burks at Rice	2/15/18
4.	83.3	5-6	Stevie Browning at Charlotte	2/18/17
	83.3	5-6	Tamar Slay vs. Eastern Michigan	2/6/99
6.	80.0	8-10	Austin Loop vs. Eastern Kentucky	12/12/15
7.	77.7	7-9	John Brannen vs. Georgia Southern	2/27/97
8.	75.0	9-12	Jon Elmore vs. Charlotte	2/24/18
	75.0	6-8	Austin Loop vs. Louisiana Tech	3/10/17
	75.0	6-8	Stevie Browning	12/22/16
	75.0	6-8	Chris Lutz vs. UCF	1/13/10
12.	72.7	8-11	Dago Pena vs. WVU Tech	12/21/11
13.	71.4	5-7	Jon Elmore at WKU	2/11/17
	71.4	5-7	Austin Loop vs. Charlotte	1/7/17
	71.4	5-7	C.J. Burks at Pittsburgh	12/28/16
	71.4	5-7	D.D. Scarver vs. Cincinnati	12/15/12
	71.4	5-7	D.D. Scarver at Villanova	11/11/12
18.	63.6	7-11	Skip Henderson vs. Davidson	2/21/88
19.	62.5	5-8	Austin Loop at Louisiana Tech	2/4/17
	62.5	5-8	Austin Loop vs. Ohio	11/30/16
	62.5	5-8	Jon Elmore at Charlotte	1/21/16
	62.5	5-8	Austin Loop vs. King	12/16/14
	62.5	5-8	Kareem Canty at Penn State	12/7/13

Keith Veney made an NCAA record 15 three-pointers versus Morehead State in the Henderson Center on Dec. 14, 1996, a mark he still holds at the Division I level. He is also the Herd's second all-time leading three-point shooter, despite only playing two years at MU.

24.	61.5	8-13	Elijah Pittman vs. UNCW	11/23/13
25.	60.0	6-10	C.J. Burks vs. WKU	1/27/18
	60.0	6-10	Austin Loop vs. Grand Canyon	12/22/15
	60.0	6-10	Austin Loop vs. Western Kentucky	2/14/15
28.	58.3	7-12	Jon Elmore vs. Louisiana Tech	3/10/17
	58.3	7-12	Jon Elmore vs. WKU	1/21/17
	58.3	7-12	Jon Elmore at UTSA	2/6/16
	58.3	7-12	John Taft vs. Western Carolina	2/10/90

FREE THROWS MADE (MIN. 12)

1.	18	John Taft vs. Southern Miss	12/28/88
2.	17	Walt Walowac vs. Ohio Univ.	1951
3.	15	Jon Elmore vs. Southern Miss	3/5/16
	15	Damier Pitts vs. Western Carolina	3/16/10
	15	Damier Pitts vs. UCF	2/27/10
6.	14	Shaquille Johnson vs. Tulsa	3/8/12
	14	Damier Pitts vs. Houston	3/9/11
	14	Ronald Blackshear vs. Western Michigan	1/4/03
	14	John Brannen vs. Georgia Southern	1/20/97
	14	Malik Hightower vs. Appalachian State	1/4/94
	14	LaVerne Evans vs. UT-Chattanooga	3/4/84
	14	Eddie Hicks, vs. Ohio	12/17/84
	14	Troy Lee Mikell, vs. East Tenn. State	2/8/82
	14	LaVerne Evans vs. The Citadel	2/23/81
15.	13	Jon Elmore at William & Mary	11/29/17
	13	Jon Elmore vs. Tennessee at Martin	11/10/17
	13	Jon Elmore vs. Ohio	11/30/16
	13	Tirrell Baines vs. Cumberlandds	12/20/08
	13	Skip Henderson vs. UT-Chattanooga	1/30/88
	13	Skip Henderson vs. Ohio Univ.	12/7/87
20.	12	Jon Elmore vs. Charlotte	1/7/17
	12	Jon Elmore vs. Old Dominion	1/5/17
	12	Jon Elmore vs. Toledo	12/10/16
	12	Jon Elmore at Chattanooga	12/6/16
	12	Chris Thomas vs. Western Kentucky	11/26/13
	12	D.D. Scarver vs. Morehead State	11/28/12
	12	Mark Dorris vs. UCF	2/23/08
	12	Ronald Blackshear vs. Eastern Michigan	3/10/03
	12	J.R. VanHoose vs. Niagara	12/9/00
	12	Tamar Slay vs. Kent State	1/8/00
	12	Dwayne Lewis vs. Ohio	12/10/87
	12	Skip Henderson vs. Charleston	1/8/86

FREE THROWS ATTEMPTED (MIN. 15)

1.	25	Walt Walowac vs. Ohio Univ.	1953
2.	19	John Taft vs. Southern Miss	12/28/88
3.	18	Jon Elmore at Toledo	12/9/17
	18	Shaquille Johnson vs. Tulsa	3/8/12
	18	Damier Pitts vs. Houston	3/9/11
	18	Damier Pitts vs. UCF	2/27/10
6.	17	Jon Elmore at Chattanooga	12/6/16
	17	Ryan Taylor at Louisville	11/21/14
	17	Ronald Blackshear vs. Western Michigan	1/4/03
	17	Tamar Slay vs. Kent State	1/8/00
9.	16	Jon Elmore at Southern Miss	2/2/17
	16	DeAndre Kane at Belmont	12/29/11
	16	Damier Pitts vs. Western Carolina	3/16/10
	16	Tirrell Baines vs. Cumberlandds	12/20/08
	16	Travis Aikens vs. UNC-Greensboro	11/11/06
	16	Marvin Black vs. Buffalo	1/17/04
14.	15	Jon Elmore vs. No. 16 Wichita State	3/16/18
	15	Ryan Taylor vs. North Texas	3/4/17
	15	Jon Elmore vs. Southern Miss	3/5/16
	15	Jon Elmore vs. Charlotte	1/7/17
	15	Jon Elmore vs. Ohio	11/30/16
	15	Shawn Smith at South Carolina	12/30/13
	15	Elijah Pittman vs. South Carolina State	11/8/13
	15	DeAndre Kane at Hofstra	11/18/12
	15	Hassan Whiteside vs. UCF	2/27/10
	15	Mark Dorris vs. UCF	2/23/08
	15	David Anderson vs. UAB	12/4/04
	15	John Brannen at Georgia Southern	1/20/97
	15	John Taft vs. Army	11/24/89
	15	Sam Henry vs. Western Carolina	1/28/84
	15	LaVerne Evans vs. Furman	1/16/84
	15	LaVerne Evans vs. West Virginia	12/5/81
	15	Ken Labanowski vs. VMI	1/3/81
	15	Dwayne Lewis vs. Ohio	12/10/87

FREE-THROW PERCENTAGE (MIN. 10 ATTEMPTS, 90%)

1.	100	10-10	Jon Elmore vs. Ohio	12/16/17
	100	10-10	Jon Elmore vs. Rice	3/2/17
	100	15-15	Jon Elmore vs. Southern Miss	3/5/16
	100	14-14	John Humphrey vs. UT-Chattanooga	1988-89

INDIVIDUAL GAME RECORDS



100	14-14	LaVerne Evans vs. UT-Chattanooga	3/4/84		14	Mike D'Antoni vs. Central Michigan	1/13/73	
100	14-14	LaVerne Evans vs. The Citadel	2/23/81	10.	13	Jon Elmore vs. Concord	11/26/17	
100	10-10	J.R. VanHoose vs. Canisius	11/20/99		13	DeAndre Kane vs. Nevada	11/24/12	
100	10-10	Damier Pitts vs. Southern Miss	1/8/11		13	DeAndre Kane vs. Virginia Military	12/19/10	
9.	93.8	15-16	Damier Pitts vs. Western Carolina	3/16/10	13	Jeff Battle vs. New Orleans	11/30/84	
10.	92.9	13-14	Jon Elmore at William & Mary	11/29/17	13.	12	Jon Elmore at William & Mary	11/29/17
	92.9	13-14	Jon Elmore vs. Tennessee at Martin	11/10/17	12	Jon Elmore at Chattanooga	12/6/16	
12.	92.3	12-13	Jon Elmore at Morehead State	11/16/17	12	DeAndre Kane at East Carolina	3/9/13	
	92.3	12-13	Jon Elmore vs. Charlotte	1/5/17	12	DeAndre Kane vs. UCF	2/2/13	
	92.3	12-13	Jon Elmore vs. Toledo	12/10/16	12	Jason Williams vs. Western Carolina	2/5/96	
	93.3	14-15	John Brannen vs. Georgia Southern	1/20/07	12	Andy Paul Williamson vs. Youngstown St.	12/4/87	
	93.3	12-13	Chris Thomas vs. Western Kentucky	11/26/13	12	Dave Mastropaolo vs. DePaul	12/28/74	
	92.3	12-13	D.D. Scarver vs. Morehead State	11/28/12	12	Bob Williams vs. Morehead State	12/9/74	
18.	91.7	11-12	Jon Elmore vs. Louisiana Tech	12/30/17	12	Joe Hickman vs. George Washington	12/22/74	
	91.7	11-12	Jon Elmore at Pittsburgh	12/28/16	20.	11	Jon Elmore vs. UTSA	3/8/18
	91.7	11-12	Jon Elmore vs. West Virginia	12/17/15	11	Jon Elmore vs. Old Dominion	2/22/18	
21.	90.9	10-11	Jon Elmore vs. Southern	11/13/17	11	Jon Elmore vs. Southern Miss	12/28/17	
	90.9	10-11	Jon Elmore vs. Morehead State	11/16/16	11	Jon Elmore at Louisiana Tech	2/4/17	
	90.9	10-11	Elijah Pittman at Morehead State	11/17/13	11	Kareem Canty vs. Rio Grande	11/12/13	
	90.9	10-11	DeAndre Kane at Tulsa	2/4/11	11	DeAndre Kane at Tulane	2/13/13	

REBOUNDS (MIN. 20) (SINCE 1955-56)

1.	43	Charlie Slack vs. Morris Harvey	1/12/54		11	AW Hamilton vs. Northern Illinois	12/13/03
2.	34	Charlie Slack vs. Miami (Ohio)	1/6/54		11	AW Hamilton vs. Morehead State	12/17/02
3.	33	Charlie Slack vs. Kent State	1/17/55		11	Enoch Bunch vs. Shepherd	11/26/01
4.	32	Charlie Slack vs. Bowling Green	2/20/55		11	Cornelius Jackson vs. Northern Illinois	2/10/99
5.	31	Charlie Slack vs. Western Michigan	1/8/55		11	Travis Young vs. Rio Grande	12/13/97
	31	Charlie Slack vs. Ohio	2/9/55		11	Tink Brown vs. UT-Chattanooga	1/7/95
7.	30	Charlie Slack vs. Morris Harvey	2/20/54		11	Sam Henry vs. UT-Chattanooga	2/22/82
	30	Charlie Slack at Indiana State	2/27/54		11	Sam Henry vs. Armstrong State	11/30/81
	30	Charlie Slack vs. Carnegie Tech (f)	12/30/54		11	Greg White vs. Western Carolina	2/2/81
	30	Charlie Slack vs. Morris Harvey	2/5/55	33.	10	Jon Elmore vs. UAB	1/20/18
	30	Charlie Slack at Toledo	2/12/55	10	Jon Elmore vs. Ohio	12/16/17	
	30	Charlie Slack vs. Boston College (f)	12/29/55	10	Jon Elmore vs. Rice	3/2/17	
	30	Charlie Slack vs. Denver (f)	12/30/55	10	Jon Elmore vs. UTSA	1/26/17	
14.	29	Charlie Slack vs. Marietta	2/5/53	10	Jon Elmore vs. Charlotte	1/7/17	
	29	Charlie Slack at Western Michigan	12/17/55	10	Jon Elmore at Akron	12/17/16	
	29	Charlie Slack vs. Western Michigan	1/7/56	10	Jon Elmore vs. Toledo	12/10/16	
	29	Charlie Slack vs. W.Va. Wesleyan	2/7/56	10	Jon Elmore vs. Louisiana Tech	3/3/16	
	29	Charlie Slack at Morris Harvey	2/25/56	10	Jon Elmore vs. Old Dominion	1/23/16	
19.	28	Charlie Slack at Ohio	12/14/54	10	Jon Elmore at WKU	2/13/16	
	28	Charlie Slack vs. Xavier	1/13/55	10	DeAndre Kane vs. Rice	2/13/13	
	28	Bob Allen vs. Virginia	12/20/67	10	DeAndre Kane vs. Hofstra	11/18/12	
22.	27	Charlie Slack at Baldwin-Wallace	1/20/56	10	Dago Pena vs. Salem	12/3/09	
	27	Charlie Slack at Morehead State	2/2/56	10	Damier Pitts vs. Houston	3/9/11	
24.	26	Charlie Slack vs. Washington & Lee	1/1/55	10	Damier Pitts vs. Ohio	12/17/08	
	26	Charlie Slack vs. Miami (Ohio)	2/22/55	10	Darryl Merthie vs. East Tenn. State	11/20/07	
	26	Charlie Slack vs. Kent State	1/21/56	10	Monty Wright vs. Kentucky State	11/25/02	
27.	25	Charlie Slack at Kent State	1/28/56	10	Norman Ray vs. East Tenn. State	2/1/86	
	25	Bob Allen vs. Old Dominion	2/27/68	10	Jeff Battle vs. Appalachian State	2/13/84	
29.	23	Charlie Slack vs. Colorado State	12/13/54				
	23	Bob Allen vs. Northern Illinois	2/17/68				
	23	James Kelly vs. Charlotte	2/18/16				
32.	22	Charlie Slack vs. Western Michigan	2/4/54				
	22	Charlie Slack vs. Morris Harvey	1/18/56				
	22	Charlie Slack vs. Bowling Green	2/20/56				
	22	Rodney Holden vs. The Citadel	1/18/86				
	22	Bob Williams vs. Morris Harvey	2/18/75				
37.	21	Charlie Slack vs. Spring Hill (Ala.)	12/8/55				
	21	Charlie Slack vs. Morehead State	12/20/55				
	21	Charlie Slack vs. Miami (Ohio)	1/4/56				
	21	Charlie Slack at Ohio	1/12/56				
	21	Hal Greer vs. Morris Harvey	12/21/57				
	21	Randy Noll vs. St. John's (N.Y.)	12/18/71				
	21	Dave Smith vs. Bowling Green	1/25/69				
44.	20	Charlie Slack vs. Washington & Lee	12/10/55				
	20	Charlie Slack vs. Toledo	1/14/56	13.	5	Jon Elmore vs. Middle Tennessee	1/18/18
	20	Randy Noll vs. Eastern Kentucky	1/6/73	5.	Jarrold West at Morehead State	11/16/17	
	20	Tyler Wilkerson vs. North Carolina A&T	11/15/09	5	Tamron Manning at Western Kentucky	1/4/15	

f-Game at Fayetteville (W.Va.) Armory (neutral site)

Note: Charlie Slack had 29 rebounds in Dec. 8, 1954 game vs. Republic of China, but NCAA considers it an exhibition game although it is in Herd season-by-season records

ASSISTS (MIN. 10)

(Records not kept until 1970-71 except for the 1951-52 season)

1.	18	Greg White vs. CCNY	12/8/79		5	Ardo Armpalu vs. Northern Illinois	12/7/02
2.	16	Greg White vs. UT-Chattanooga	1/31/78		5	Enoch Bunch vs. Shepherd	11/26/01
	16	Greg White vs. Davidson	12/17/77		5	Travis Young vs. Northern Illinois	1/8/98
	16	Mike D'Antoni vs. Western Michigan	1/8/72		5	Skip Henderson vs. Davidson	2/8/88
	16	Mike D'Antoni vs. St. Francis	3/3/71		5	Skip Henderson vs. Appalachian State	2/27/87
6.	15	Cornelius Jackson vs. Central Michigan	12/30/99		5	Dwayne Lewis vs. Davidson	2/2/87
	15	Greg Battle vs. CCNY	12/28/82				
8.	14	Kareem Canty vs. Alice Lloyd	12/17/13				

BLOCKS (MIN. 5)



INDIVIDUAL GAME RECORDS

HENDERSON CENTER RECORDS

(Records not kept until 1975-76 season)

1.	13	Hassan Whiteside vs. UCF	2/27/10
2.	11	Hassan Whiteside vs. Brescia	12/16/09
3.	10	Hassan Whiteside vs. UCF	1/13/10
4.	9	Ajdin Penava vs. EKV	12/22/17
	9	Ajdin Penava vs. Ohio	12/16/17
	9	Ajdin Penava vs. Chattanooga	12/5/17
	9	Nigel Spikes vs. UCF	2/2/13
	9	Hassan Whiteside vs. Ohio	11/28/09
	9	Latece Williams vs. Charleston	11/17/00
	9	Omar Roland vs. UT-Chattanooga	1/13/90
8.	8	Hassan Whiteside vs. Tulane	1/16/10
9.	7	Hassan Whiteside vs. Tulane	2/20/10
	7	Hassan Whiteside vs. Memphis	1/27/10
	7	Hassan Whiteside vs. Southern Miss	1/5/10
12.	6	Ajdin Penava vs. UAB	1/20/18
	6	Ajdin Penava vs. Middle Tennessee	1/18/18
	6	Ajdin Penava vs. Toledo	12/9/17
	6	Ajdin Penava vs. Concord	11/26/17
	6	Ajdin Penava vs. N.C. Central	11/22/17
	6	Ajdin Penava at Morehead State	11/16/17
	6	Hassan Whiteside vs. Tulsa	3/11/10
	6	Hassan Whiteside vs. UTEP	3/2/10
	6	Hassan Whiteside vs. St. Bonaventure	1/2/10
	6	Hassan Whiteside vs. High Point	12/20/09
	6	J.F. Bro Grebe vs. UAB	2/3/07
	6	LaVar Carter vs. Eastern Michigan	11/30/04
	6	Omar Roland vs. East Tenn. State	2/25/89
	6	Andy Paul Williamson vs. Arkansas State	12/16/88
	6	Tom Curry, vs. Youngstown State	12/4/87
21.	5	Ajdin Penava vs. Old Dominion	2/22/18
	5	Ajdin Penava vs. FIU	2/8/18
	5	Ajdin Penava vs. WKU	1/6/18
	5	Ajdin Penava vs. Southern	11/13/17
	5	Ryan Taylor vs. Old Dominion	3/9/17
	5	Ryan Taylor vs. Old Dominion	1/5/17
	5	Ajdin Penava at FIU	12/31/16
	5	Robert Goff at Memphis	1/28/12
	5	Hassan Whiteside vs. Western Carolina	3/16/10
	5	Hassan Whiteside vs. Rio Grande	2/9/10
	5	Hassan Whiteside vs. Tulsa	2/3/10
	5	Hassan Whiteside vs. UAB	1/23/10
	5	Hassan Whiteside, vs. East Carolina	1/9/10
	5	Mark Patton vs. UCF	3/1/06
	5	Latece Williams vs. Auburn	12/15/01
	5	Latece Williams vs. Winthrop	12/3/01
	5	Derrick Wright vs. Morehead State	12/28/98
	5	Carlton King vs. VMI	1/27/97
	5	Tom Curry vs. East Tenn. State	2/1/86
	5	Tom Curry vs. Morehead State	12/31/85

20-20 GAMES

Performances of at least 20 points and 20 rebounds in the same game

Date	Player, Game	Pts	Reb
2/5/53	Charlie Slack at Marietta	20	29
1/6/54	Charlie Slack vs. Miami (Ohio)	20	34
1/12/54	Charlie Slack vs. Morris Harvey	25	43
2/4/54	Charlie Slack vs. Western Michigan	22	22
2/20/54	Charlie Slack at Morris Harvey	25	30
12/13/54	Charlie Slack vs. Colorado State	22	23
12/30/54	Charlie Slack vs. Carnegie Tech (f)	28	30
2/5/55	Charlie Slack vs. Morris Harvey	28	30
2/12/55	Charlie Slack at Toledo	30	30
	- See note below		
12/10/55	Charlie Slack vs. Washington & Lee	24	20
12/29/55	Charlie Slack vs. Boston College (f)	21	30
12/30/55	Charlie Slack vs. Denver (f)	26	30
1/18/56	Charlie Slack vs. Morris Harvey	27	22
1/21/56	Charlie Slack vs. Kent State	29	26
1/28/56	Charlie Slack at Kent State	30	25
2/20/56	Charlie Slack vs. Bowling Green	30	22
2/25/56	Charlie Slack at Morris Harvey	38	29
12/21/57	Hal Greer vs. Morris Harvey	35	21
12/18/71	Randy Noll vs. St. John's	33	21
1/6/73	Randy Noll vs. Eastern Kentucky	25	20
2/18/16	James Kelly vs. Charlotte	27	23

f-Game at Fayetteville (W.Va.) Armory (neutral site)

Feb. 12, 1955, Charlie Slack at Toledo - Only 30-30 game in Marshall history

(Complete list begins with 1955-56 season; Charlie Slack's first three seasons (1952-53 through 1954-55) need more research, although several games from those seasons are in this listing)

INDIVIDUAL RECORDS

Points

51 - Keith Veney, Marshall vs. Morehead State (12/14/96)

Field Goals

17 - Skip Henderson, Marshall vs. Charleston (1/8/86)

Free Throws

15 - Jon Elmore, Marshall vs. Southern Miss (3/5/16)
 15 - Damier Pitts, Marshall vs. Western Carolina (3/16/10)
 15 - Damier Pitts, Marshall vs. UCF (2/27/10)

Rebounds

23 - James Kelly, Marshall vs. Charlotte (2/8/16)
 23 - Ray Smith, Armstrong State (11/30/81)

Blocked Shots

13 - Hassan Whiteside, Marshall vs. UCF (2/27/10)

Assists

18 - Greg White, Marshall vs. CCNY (12/12/79)
 14 - Cornelius Jackson, Marshall vs. C. Michigan (12/30/99)
 14 - Kareem Canty, Marshall vs. Alice Lloyd (12/17/13)
 14 - Tink Brown, Marshall vs. Pitt-Johnstown (12/1/92)

Steals

7 - Willie Bland, Louisiana Tech (12/14/84)
 7 - Bruce Morris, Marshall vs. Davidson (2/16/85)
 7 - David Wade, Marshall vs. VMI (1/4/82)
 7 - David Wade, Marshall vs. Davidson (1/23/82)
 7 - Sidney Coles, Marshall vs. Ga. Southern (2/26/96)

3-Point Field Goals

15 - Keith Veney, Marshall vs. Morehead State (12/14/96)

NCAA Record

OPPONENT SCORING RECORDS

Opposing player top scoring games in arena history (1981-82 through 2015-16); all games of 35 or more points listed; ties listed with more recent game at top

Pts	Player, School	Date	Herd result
40	Kourtlin Jackson, Southern Miss	3-15-16	W, 108-106, ot
39	Derrick Tarver, Akron	3-3-04	W, 78-68
39	JaFonde Williams, Hampton	1-6-96	W, 123-95
38	Alex Hamilton, Louisiana Tech	3-3-16	L, 97-94
38	Jeromie Hill, UTSA	1-22-15	L, 82-68
38	Aubrey Coleman, Houston	2-18-09	W, 88-83
38	Kyle Hines, UNC-Greensboro	11-11-06	W, 82-80, ot
38	Mike Evelt, Vermont	12-11-81	W, 83-81
37	Keith Tyler, Charleston (W.Va.)	1-8-86	W, 106-100
36	Morris Almond, Rice	2-8-06	L, 78-75
36	Frankie King, Western Carolina	2-12-94	L, 73-69
35	Dwayne Davis, Southern Miss	3-5-13	W, 88-84
35	Tim Smith, East Tenn. State	11-23-04	W, 80-76
35	Brandon Hunter, Ohio	2-1-03	L, 87-85, 2ot

ANNUAL LEADERS



SCORING

Year	Player	Games	Points	PPG
2017-18	Jon Elmore	36	816	22.7
2016-17	Jon Elmore	35	691	19.7
2015-16	James Kelly	33	663	20.1
2014-15	Ryan Taylor	32	450	14.1
2013-14	Kareem Canty	33	538	16.3
2012-13	Elijah Pittman	32	516	16.1
2011-12	DeAndre Kane	34	560	16.5
2010-11	DeAndre Kane	34	513	15.1
2009-10	Tyler Wilkerson	33	461	14.0
2008-09	Markel Humphrey	32	401	12.5
2007-08	Mark Dorris	30	408	13.6
2006-07	Markel Humphrey	32	449	14.0
2005-06	Mark Patton	28	417	14.9
2004-05	A.W. Hamilton	28	307	11.0
2004-05	Mark Patton	28	307	11.0
2003-04	Marvin Black	28	403	14.4
2002-03	Ronald Blackshear	29	589	20.3
2001-02	Tamar Slay	30	567	18.9
2000-01	Tamar Slay	27	466	17.3
1999-00	Tamar Slay	30	597	19.9
1998-99	J.R. VanHoose	27	397	14.7
1997-98	Carlton King	27	370	13.7
1996-97	John Brannen	29	605	20.9
1995-96	Keith Veney	28	550	19.6
1994-95	Shawn Moore	27	536	19.9
1993-94	Shawn Moore	26	450	17.3
1992-93	Tyrone Phillips	26	581	22.4
1991-92	Tyrone Phillips	22	372	16.9
1990-91	John Taft	28	764	27.3
1989-90	John Taft	25	584	23.4
1988-89	John Taft	27	701	26.0
1987-88	Skip Henderson	32	804	25.1
1986-87	Skip Henderson	31	652	21.0
1985-86	Skip Henderson	29	534	18.4
1984-85	Skip Henderson	33	584	17.7
1983-84	Laverne Evans	31	635	20.5
1982-83	Barry Kincaid	28	385	13.8
	LaVerne Evans	26	360	13.8
1981-82	George Washington	27	385	14.3
1980-81	George Washington	28	406	14.5
1979-80	James Campbell	29	421	14.5
1978-79	Bunny Gibson	27	442	16.4
1977-78	Bunny Gibson	28	572	20.4
1976-77	Greg Young	27	436	16.1
1975-76	Frank Steele	26	384	14.8
1974-75	Bob Williams	24	334	13.9
1973-74	Tom Ferrell	26	404	15.5
1972-73	Randy Noll	27	528	19.6
1971-72	Russell Lee	27	602	22.3
1970-71	Russell Lee	26	659	25.3
1969-70	Russell Lee	23	554	24.1
1968-69	Danny D'Antoni	24	420	17.5
1967-68	George Stone	25	592	23.7
1966-67	George Stone	28	684	24.4
1965-66	George Stone	24	447	18.6
1964-65	Tom Langfitt	24	509	21.2
1963-64	Tom Langfitt	23	357	15.5
1962-63	Phil Carter	21	283	13.4
1961-62	Mickey Sydenstricker	23	417	18.1
1960-61	Bob Burgess	22	320	14.5
1959-60	John Milhoan	23	537	23.3
1958-59	Leo Byrd	24	704	29.3
1957-58	Leo Byrd	24	599	24.9
1956-57	Cebe Price	24	464	19.3
1955-56	Charlie Slack	22	497	22.5
1954-55	Cebe Price	21	496	23.6
1953-54	Walt Walowac	21	548	26.1
1952-53	Walt Walowac	24	698	29.1
1951-52	Walt Walowac	26	579	22.3
1950-51	Bob Koontz	26	430	16.5

REBOUNDING

Year	Player	Games	Rebs.	RPG
2017-18	Ajdin Penava	34	288	8.5
2016-17	Ryan Taylor	32	268	8.4
2015-16	James Kelly	33	324	9.8
2014-15	Ryan Taylor	32	275	8.6

2013-14	Ryan Taylor	31	224	7.2
2012-13	Dennis Tinnon	32	292	9.1
2011-12	Dennis Tinnon	35	349	10.0
2010-11	Tirrell Baines	34	224	6.6
2009-10	Hassan Whiteside	34	303	8.9
2008-09	Tyler Wilkerson	22	137	6.2
2007-08	Tyler Wilkerson	30	177	5.9
2006-07	Markel Humphrey	32	209	6.5
2005-06	Mark Patton	28	189	6.8
2004-05	Mark Patton	28	226	8.1
2003-04	Marvin Black	28	217	7.8
2002-03	Marvin Black	29	227	7.8
2001-02	J.R. VanHoose	30	319	10.6
2000-01	J.R. VanHoose	27	299	11.1
1999-00	J.R. VanHoose	29	250	8.6
1998-99	J.R. VanHoose	27	218	8.1
1997-98	Terrell McKelvy	26	179	6.9
	Derrick Wright	27	187	6.9
1996-97	Derrick Wright	29	182	6.3
1995-96	John Brown	28	194	6.9
1994-95	Shawn Moore	27	187	6.9
1993-94	Shawn Moore	26	177	6.8
1992-93	Tyrone Phillips	26	153	5.9
1991-92	Tyrone Phillips	22	141	6.4
1990-91	John Taft	28	193	6.9
1989-90	Omar Roland	28	219	7.8
1988-89	Omar Roland	26	206	7.9
1987-88	Rodney Holden	31	279	9.0
1986-87	Rodney Holden	27	238	8.8
1985-86	Rodney Holden	30	260	8.7
1984-85	Jeff Guthrie	34	249	7.3
1983-84	David Wade	30	140	4.6
1982-83	Charles Jones	28	251	8.9
1981-82	David Wade	26	180	6.9
1980-81	Ken Labanowski	28	190	6.8
1979-80	Ken Labanowski	29	181	6.2
1978-79	Ken Labanowski	27	241	8.9
1977-78	Harley Major	28	237	8.5
1976-77	Harley Major	27	248	9.1
1975-76	Dave Miller	20	149	7.5
1974-75	Bob Williams	24	251	10.5
1973-74	Jack Battle	26	270	10.4
1972-73	Randy Noll	27	328	12.1
1971-72	Randy Noll	27	339	12.6
1970-71	Russell Lee	26	322	12.4
1969-70	Dave Smith	23	237	10.3
1968-69	Dave Smith	21	246	11.7
1967-68	Bob Allen	25	354	14.2
1966-67	Bob Allen	28	388	13.8
1965-66	George Stone	24	277	11.5
1964-65	George Hicks	24	235	9.8
1963-64	Bruce Belcher	23	168	7.3
1962-63	Phil Carter	21	229	10.9
1961-62	Bob Burgess	22	305	13.9
1960-61	Bob Burgess	22	312	14.1
1959-60	Bob Burgess	23	356	15.5
1958-59	Ivan Mielke	23	230	10.0
1957-58	Hal Greer	24	280	11.7
1956-57	Hal Greer	24	332	13.8
1955-56	Charlie Slack	22	520	23.6
1954-55	Charlie Slack	21	538	25.6
1953-54	Charlie Slack	21	466	22.1
1952-53	Charlie Slack	24	392	16.3
1951-52	Lewis Burns	26	167	6.4

ASSISTS

Year	Player	Games	Assists	APG
2017-18	Jon Elmore	36	244	6.8
2016-17	Jon Elmore	35	207	5.9
2015-16	Jon Elmore	25	145	5.8
2014-15	Aleksa Nikolic	32	111	3.5
2013-14	Kareem Canty	33	180	5.5
2012-13	DeAndre Kane	28	195	7.0
2011-12	Damier Pitts	35	149	4.3
2010-11	Damier Pitts	25	118	4.7
2009-10	Damier Pitts	31	147	4.7
2008-09	Damier Pitts	32	103	3.2
2007-08	Darryl Merthie	28	75	2.7
2006-07	Chris Ross	32	131	4.1



2005-06	Chris Ross	28	128	4.6
2004-05	A.W. Hamilton	28	115	4.1
2003-04	A.W. Hamilton	29	158	5.5
2002-03	A.W. Hamilton	25	138	5.5
2001-02	Monty Wright	23	84	3.7
2000-01	Cornelius Jackson	27	155	5.7
1999-00	Cornelius Jackson	30	218	7.3
1998-99	Cornelius Jackson	27	145	5.4
1997-98	Travis Young	27	117	4.3
1996-97	Sidney Coles	29	183	6.3
1995-96	Jason Williams	28	178	6.4
1994-95	Tink Brown	26	88	3.4
1993-94	Tink Brown	27	94	3.5
1992-93	Tink Brown	27	81	3.0
1991-92	Frank Martin	29	86	2.9
1990-91	Brett Vincent	28	94	3.4
1989-90	John Taft	25	65	2.6
1988-89	Andy Paul Williamson	30	126	4.2
1987-88	Andy Paul Williamson	32	169	5.3
1986-87	Dwayne Lewis	31	146	4.7
1985-86	Skip Henderson	29	122	4.2
1984-85	Jeff Battle	34	177	5.2
1983-84	Jeff Battle	30	135	4.5
1982-83	Sam Henry	27	157	5.8
1981-82	Sam Henry	27	190	7.0
1980-81	Greg White	28	171	6.1
1979-80	Greg White	29	164	5.7
1978-79	Greg White	27	168	6.2
1977-78	Greg White	29	198	6.8
1976-77	Bunny Gibson	27	99	3.7
1975-76	Joe Hickman	26	168	6.5
1974-75	Joe Hickman	26	192	7.4
1973-74	Joe Hickman	21	123	5.9
1972-73	Mike D'Antoni	27	228	8.4
1971-72	Mike D'Antoni	27	241	8.9
1970-71	Mike D'Antoni	26	190	7.3

Assists not kept before 1970-71 season

STEALS

Year	Player	Games	Steals	SPG
2017-18	Jon Elmore	36	58	1.6
2016-17	Jon Elmore	35	40	1.1
2015-16	James Kelly	33	44	1.3
2014-15	Aleksa Nikolic	32	34	1.1
2013-14	Chris Thomas	33	38	1.2
2012-13	DeAndre Kane	28	50	1.8
2011-12	DeAndre Kane	34	47	1.4
20110-11	DeAndre Kane	34	32	0.9
2009-10	Darryl Merthie	34	37	1.1
2008-09	Shaquille Johnson	32	31	0.9
2007-08	Mark Dorris	30	55	1.8
2006-07	Chris Ross	32	50	1.6
2005-06	Chris Ross	28	54	1.9
2004-05	A.W. Hamilton	28	36	0.8
2003-04	A.W. Hamilton	29	38	1.3
2002-03	A.W. Hamilton	25	33	1.3
	Monty Wright	29	37	1.3
2001-02	Tamar Slay	30	49	1.6
2000-01	Tamar Slay	27	39	1.4
1999-00	Travis Young	30	50	1.7
1998-99	Travis Young	27	44	1.6
1997-98	Travis Young	27	44	1.6
1996-97	Sidney Coles	29	72	2.5
1995-96	Sidney Coles	26	70	2.7
1994-95	Tink Brown	26	58	2.2
1993-94	Shawn Moore	26	49	1.9
1992-93	Tyrone Phillips	26	65	2.5
1991-92	Harold Simmons	29	40	1.4
1990-91	John Taft	28	40	1.4
1989-90	John Taft	25	33	1.3
1988-89	John Taft	27	30	1.1
1987-88	Skip Henderson	32	57	1.8
1986-87	Skip Henderson	31	46	1.5
1985-86	Skip Henderson	29	50	1.7
1984-85	Jeff Guthrie	34	75	2.2
1983-84	Jeff Battle	30	63	2.1
1982-83	Sam Henry	27	55	2.0
1981-82	David Wade	26	57	2.2
1980-81	Ken Labanowski	28	39	1.4

1979-80	n/a			
1978-79	n/a			
1977-78	n/a			
1976-77	n/a			
1975-76	Earl Williams	26	41	1.6

BLOCKED SHOTS

Year	Player	Games	Blocks	BPG
2017-18	Ajdin Penava	34	134	3.8
2016-17	Ryan Taylor	32	53	1.7
2015-16	James Kelly	33	36	1.1
2014-15	JP Kambola	29	28	1.0
2013-14	Cheikh Sane	31	22	0.7
2012-13	Nigel Spikes	32	60	1.9
2011-12	Robert Goff	35	38	1.1
2010-11	Nigel Spikes	32	32	1.0
2009-10	Hassan Whiteside	34	182	5.35
2008-09	Tyler Wilkerson	22	16	0.7
2007-08	Tyler Wilkerson	30	29	1.0
2006-07	Jean Francois Bro Grebe	32	65	2.1
2005-06	Mark Patton	28	39	1.4
2004-05	Mark Patton	28	31	1.1
2003-04	Mark Patton	29	23	0.8
2002-03	Ardo Armpalu	28	24	0.9
2001-02	Latece Williams	30	51	1.7
2000-01	Latece Williams	27	48	1.8
1999-00	Derrick Wright	30	32	1.1
1998-99	Derrick Wright	27	37	1.4
1997-98	Derrick Wright	27	25	0.9
1996-97	Derrick Wright	29	43	1.5
1995-96	John Brown	28	37	1.3
1994-95	Curtis Raymond	27	44	1.6
1993-94	Curtis Raymond	27	17	0.6
1992-93	Tyrone Phillips	26	26	1.0
1991-92	Tyrone Phillips	22	33	1.5
1990-91	Tyrone Phillips	26	36	1.4
1989-90	Omar Roland	28	101	3.6
1988-89	Omar Roland	26	47	1.8
1987-88	Tom Curry	29	51	1.8
1986-87	Tom Curry	31	29	0.9
1985-86	Tom Curry	30	38	1.3
1984-85	Tom Curry	27	20	0.7
1983-84	Don Turney	31	11	0.4
1982-83	Charles Jones	28	58	2.1
1981-82	Charles Jones	27	39	1.4
1980-81	Charles Jones	27	31	1.2
1979-80	n/a			
1978-79	n/a			
1977-78	n/a			
1976-77	n/a			
1975-76	Steve Smith	26	21	0.8

FIELD GOALS

Year	Player	Field Goals
2017-18	C.J. Burks	260
2016-17	Jon Elmore	210
2015-16	James Kelly	260
2014-15	Ryan Taylor	152
2013-14	Kareem Canty	187
2012-13	Elijah Pittman	169
2011-12	DeAndre Kane	201
2010-11	Tirrell Baines	172
2009-10	Tyler Wilkerson	169
2008-09	Markel Humphrey	143
2007-08	Mark Dorris	136
2006-07	Markel Humphrey	157
2005-06	Mark Patton	151
2004-05	Mark Patton	110
2003-04	Marvin Black	132
2002-03	Ronald Blackshear	190
2001-02	Tamar Slay	196
2000-01	J.R. VanHoose	160
1999-00	Tamar Slay	216
1998-99	J.R. VanHoose	149
1997-98	Carlton King	134
1996-97	John Brannen	208
1995-96	Keith Veney	169

ANNUAL LEADERS



1994-95	Shawn Moore	191
1993-94	Shawn Moore	167
1992-93	Tyrone Phillips	228
1991-92	Tyrone Phillips	140
1990-91	John Taft	256
1989-90	John Taft	204
1988-89	John Taft	245
1987-88	Skip Henderson	291
1986-87	Skip Henderson	244
1985-86	Skip Henderson	224
1984-85	Skip Henderson	241
1983-84	Laverne Evans	235
1982-83	Barry Kincaid	158
1981-82	George Washington	168
1980-81	George Washington	165
1979-80	James Campbell	193
1978-79	Bunny Gibson	179
1977-78	Bunny Gibson	244
1976-77	Greg Young	196
1975-76	Frank Steele	164
1974-75	Bob Williams	147
1973-74	Jack Battle	170
1972-73	Randy Noll	221
1971-72	Russell Lee	258
1970-71	Russell Lee	268
1969-70	Russell Lee	213
1968-69	Danny D'Antoni	159
1967-68	George Stone	238
1966-67	George Stone	284
1965-66	George Stone	187
1964-65	Tom Langfitt	216
1963-64	Tom Langfitt	149
1962-63	Phil Carter	119
1961-62	Mickey Sydenstricker	183
1960-61	Bob Burgess	121
1959-60	John Milhoan	208
1958-59	Leo Byrd	202
1957-58	Hal Greer	236
1956-67	Hal Greer	167
1955-56	Charlie Slack	193
1954-55	Cebe Price	193
1953-54	Walt Walowac	208
1952-53	Walt Walowac	285
1951-52	Walt Walowac	237
1950-51	Bob Koontz	182

1986-87	Rodney Holden	119-188	.633
1985-86	Jeff Guthrie	112-186	.602
1984-85	Jeff Guthrie	164-287	.571
1983-84	Sam Ervin	97-163	.595
1982-83	Charles Jones	128-248	.516
1981-82	Charles Jones	120-199	.603
1980-81	Ken Labanowski	152-270	.563
1979-80	Ken Labanowski	111-201	.552
1978-79	Ken Labanowski	134-253	.530
1977-78	Harley Major	144-272	.529
1976-77	Bunny Gibson	109-180	.605
1975-76	Dave Miller	119-228	.522
1974-75	Earl Williams	115-217	.530
1973-74	Jack Battle	170-383	.444
1972-73	Wayne Smith	120-223	.538
1971-72	Tyrone Collins	184-349	.527
1970-71	Dave Smith	122-232	.526
1969-70	Russell Lee	213-481	.443
1968-69	Bernard Bradshaw	123-290	.424
1967-68	Jim Davidson	176-370	.476
1966-67	George Stone	284-587	.484
1965-66	George Stone	187-398	.470
1964-65	Tom Langfitt	216-476	.454
1963-64	William Francis	97-245	.424
1962-63	Phil Carter	119-243	.489
1961-62	Bob Burgess	126-245	.429
1960-61	Bob Burgess	121-232	.531
1959-60	Bob Burgess	137-270	.507
1958-59	John Milhoan	155-316	.489
1957-58	Hal Greer	236-432	.546
1956-57	Hal Greer	167-329	.508
1955-56	Hal Greer	128-213	.600
1954-55	Charlie Slack	153-322	.475
1953-54	Dave Robinson	138-292	.472
1952-53			n/a
1951-52	Walt Walowac	237-640	.354
1950-51			n/a

3-POINT FIELD GOALS

Year	Player	Field Goals
2017-18	Jon Elmore	98
2016-17	Austin Loop	112
2015-16	Austin Loop	86
2014-15	Austin Loop	84
2013-14	Kareem Canty	65
2012-13	Elijah Pittman	65
	D.D. Scarver	65
2011-12	Damier Pitts	72
2010-11	Dago Pena	54
2009-10	Chris Lutz	64
2008-09	Chris Lutz	65
2007-08	Mark Dorris	48
2006-07	Tre Whitted	52
2005-06	Joe Miles	48
2004-05	Joe Miles	47
2003-04	Ronny Dawn	82
2002-03	Ronald Blackshear	98
2001-02	Ronald Blackshear	88
2000-01	Tamar Slay	56
1999-00	Tamar Slay	93
1998-99	Travis Young	53
1997-98	Joda Burgess	63
1996-97	Keith Veney	130
1995-96	Keith Veney	111
1994-95	Doug Schieppe	51
1993-94	Tink Brown	37
1992-93	Harold Simmons	39
1991-92	Frank Martin	64
1990-91	John Taft	82
1989-90	John Taft	51
1988-89	John Taft	52
1987-88	Skip Henderson	80
1986-87	Skip Henderson	53
1982-83	Barry Kincaid	33
1981-82	Barry Kincaid	8
1980-81	Greg White	26

FIELD GOAL PERCENTAGE (min. 100 attempts)

Year	Player	FGM-FGA	PCT.
2017-18	Ajdin Penava	191-340	.562
2016-17	Ajdin Penava	78-151	.517
2015-16	Ryan Taylor	168-303	.554
2014-15	JP Kambola	78-142	.549
2013-14	TyQuane Goard	71-133	.534
2012-13	Robert Goff	59-118	.500
2011-12	Dennis Tinnon	143-258	.554
2010-11	Nigel Spikes	56-101	.554
2009-10	Hassan Whiteside	167-319	.524
2008-09	Markel Humphrey	143-263	.544
2007-08	Tyler Wilkerson	104-187	.556
2006-07	Markel Humphrey	157-361	.435
2005-06	Mark Patton	151-312	.484
2004-05	David Anderson	89-156	.571
2003-04	David Anderson	70-128	.547
2002-03	Marvin Black	125-204	.613
2001-02	J.R. VanHoose	172-334	.515
2000-01	J.R. VanHoose	160-277	.578
1999-00	J.R. VanHoose	183-323	.567
1998-99	J.R. VanHoose	149-251	.594
1997-98	Deon Dobbs	59-121	.488
1996-97	Carlton King	93-172	.541
1995-96	Sidney Coles	93-154	.604
1994-95	Malik Hightower	117-233	.502
1993-94	Malik Hightower	128-250	.512
1992-93	Tyrone Phillips	228-419	.544
1991-92	Tyrone Phillips	140-264	.530
1990-91	Tyrone Phillips	142-266	.534
1989-90	Andre Cunningham	150-314	.478
1988-89	Gery Strickland	167-285	.586
1987-88	Tom Curry	186-309	.602

3-PT FG PCT. (min. 1.5 attempted per game)

Year	Player	FGM-FGA	PCT.
------	--------	---------	------



2017-18	Jarrold West	63-153	.412
2016-17	Austin Loop	112-254	.441
2015-16	Austin Loop	86-216	.398
2014-15	Austin Loop	84-214	.393
2013-14	Kareem Canty	65-214	.304
2012-13	Elijah Pittman	65-175	.371
2011-12	Dago Pena	54-151	.358
2010-11	Dago Pena	54-130	.415
2009-10	Chris Lutz	64-152	.421
2008-09	Chris Lutz	65-174	.374
2007-08	Markel Humphrey	24-64	.375
2006-07	Mark Dorris	48-135	.356
2005-06	Joe Miles	48-131	.366
2004-05	Enoch Bunch	24-63	.381
2003-04	Ronny Dawn	60-152	.395
2002-03	Ronny Dawn	37-89	.416
2001-02	Ronald Blackshear	88-193	.456
2000-01	Joda Burgess	55-151	.364
1999-00	Tamar Slay	93-215	.433
1998-99	Cornelius Jackson	41-103	.398
1997-98	Joda Burgess	63-153	.412
1996-97	Keith Veney	130-320	.406
1995-96	Keith Veney	111-244	.455
1994-95	Malik Hightower	46-95	.484
1993-94	Tink Brown	37-94	.394
1992-93	Harold Simmons	39-107	.365
1991-92	Harold Simmons	44-106	.415
1990-91	Brett Vincent	65-149	.436
1989-90	Scott Williams	46-108	.426
1988-89	John Taft	52-122	.426
1987-88	Skip Henderson	80-196	.408
1986-87	Skip Henderson	53-125	.424
1982-83	Barry Kincaid	33-80	.412
1981-82	Sam Henry	3-8	.375
1980-81	Greg White	26-63	.413

FREE THROWS MADE

Year	Player	Free Throws-Att.
2017-18	Jon Elmore	232-281
2016-17	Jon Elmore	188-233
2015-16	Ryan Taylor	112-173
2014-15	Ryan Taylor	118-169
2013-14	Ryan Taylor	106-151
2012-13	Elijah Pittman	113-161
2011-12	DeAndre Kane	127-212
2010-11	DeAndre Kane	124-196
2009-10	Hassan Whiteside	110-187
2008-09	Markel Humphrey	99-134
2007-08	Tirrell Baines	98-134
2006-07	Markel Humphrey	97-134
2005-06	Mark Patton	101-134
2004-05	Mark Patton	74-99
2003-04	Marvin Black	137-192
2002-03	Ronald Blackshear	111-125
2001-02	J.R. VanHoose	106-148
2000-01	J.R. VanHoose	128-168
1999-00	J.R. VanHoose	141-184
1998-99	J.R. VanHoose	87-118
1997-98	Carlton King	54-73
1996-97	John Brannen	120-147
1995-96	Keith Veney	101-134
1994-95	Shawn Moore	115-147
1993-94	Shawn Moore	93-128
1992-93	Tyrone Phillips	125-180
1991-92	Tyrone Phillips	91-126
1990-91	John Taft	170-246
1989-90	John Taft	125-171
1988-89	John Taft	159-201
1987-88	Skip Henderson	142-181
1986-87	Skip Henderson	111-160
1985-86	Skip Henderson	86-130
1984-85	Skip Henderson	102-155
1983-84	Laverne Evans	165-232
1982-83	Charles Jones	79-118
1981-82	David Wade	78-116
1980-81	LaVerne Evans	79-112
1979-80	George Washington	100-134
1978-79	George Washington	106-171
1977-78	Bunny Gibson	84-89

1976-77	Harley Major	60-84
1975-76	Frank Steele	56-75
1974-75	Joe Hickman	49-69
1973-74	Tom Ferrell	128-145
1972-73	Randy Noll	86-108
1971-72	Mike D'Antoni	99-125
1970-71	Russell Lee	123-172
1969-70	Russell Lee	128-179
1968-69	Danny D'Antoni	102-122
1967-68	George Stone	116-137
1966-67	Bob Redd	145-198
1965-66	Bob Redd	132-184
1964-65	Bill Francis	131-171
1963-64	Bill Francis	65-77
1962-63	Phil Carter	45-76
1961-62	Bob Burgess	94-134
1960-61	Tex Williams	84-129
1959-60	John Milhoan	121-149
1958-59	Leo Byrd	220-266
1957-58	Leo Byrd	171-211
1956-57	Hal Greer	119-156
1955-56	Charlie Slack	111-143
1954-55	Cebe Price	110-162
1953-54	Walt Walowac	132-208
1952-53	Walt Walowac	128-218
1951-52	Walt Walowac	105-143
1950-51	Bob Koontz	66-115

FREE THROW PERCENTAGE

Year	Player	FTA-FTM	PCT.
2017-18	C.J. Burks	96-108	.889
2016-17	Austin Loop	31-36	.861
2015-16	Austin Loop	31-36	.861
2013-14	Austin Loop	63-71	.887
2012-13	D.D. Scarver	75-95	.789
2011-12	Shaquille Johnson	87-112	.777
2010-11	Damier Pitts	119-141	.844
2009-10	Damier Pitts	89-107	.832
2008-09	Damier Pitts	95-113	.841
2007-08	Robbie Jackson	27-34	.794
2006-07	Markel Humphrey	97-134	.724
2005-06	Mark Patton	101-134	.754
2004-05	A.W. Hamilton	67-79	.848
2003-04	Enoch Bunch	40-48	.833
2002-03	Ronald Blackshear	111-125	.888
2001-02	Ronald Blackshear	81-65	.802
2000-01	Tamar Slay	102-125	.816
1999-00	Joda Burgess	29-33	.879
1998-99	Joda Burgess	24-29	.828
1997-98	Joda Burgess	22-23	.957
1996-97	John Brannen	120-147	.816
1995-96	Keith Veney	101-134	.754
1994-95	Troy Gray	79-100	.790
1993-94	Malik Hightower	52-65	.800
1992-93	Malik Hightower	61-72	.847
1991-92	Malik Hightower	75-95	.790
1990-91	John Taft	170-246	.691
1989-90	John Taft	125-171	.731
1988-89	John Taft	159-201	.791
1987-88	Skip Henderson	142-181	.785
1986-87	Dwayne Lewis	99-130	.762
1985-86	Jeff Guthrie	53-69	.768
1984-85	Jeff Battle	90-111	.811
1983-84	Laverne Evans	165-232	.711
1982-83	LaVerne Evans	72-105	.685
1981-82	David Wade	78-116	.672
1980-81	Ken Labanowski	78-103	.757
1979-80	Greg White	74-86	.860
1978-79	Bunny Gibson	84-95	.884
1977-78	Bunny Gibson	84-89	.944
1976-77	Dave Miller	52-61	.852
1975-76	Dave Miller	49-58	.845
1974-75	Kenny Hurst	37-46	.804
1973-74	Tom Ferrell	128-145	.883
1972-73	Mike D'Antoni	78-99	.788
1971-72	Mike D'Antoni	99-125	.792
1970-71	Blaine Henry	82-101	.812
1969-70	Russell Lee	128-179	.715
1968-69	Danny D'Antoni	102-122	.836

INDIVIDUAL HONORS



AP ALL-AMERICAN

Second Team

Leo Byrd _____ 1959

Honorable Mention

Bill Toothman _____ 1948
 Gene James _____ 1948
 Andy Tonkovich _____ 1948
 Hal Greer _____ 1958
 Leo Byrd _____ 1958
 Hassan Whiteside _____ 2010

UPI ALL-AMERICAN

Second Team

Leo Byrd _____ 1959

CHUCK TAYLOR ALL-AMERICAN

First Team

Leo Byrd _____ 1959

CONVERSE ALL-AMERICAN

First Team

Russell Lee _____ 1972

**HELMS FOUNDATION ALL-AMERICAN
Small College Division**

First Team

Walt Walowac _____ 1953

Third Team

Walt Walowac _____ 1954

HELMS FOUNDATION ALL-AMERICAN

Second Team

Leo Byrd _____ 1959

Third Team

Leo Byrd _____ 1958

NAIB ALL-AMERICAN

First Team

Bill Hall _____ 1947
 Gene James _____ 1947
 Andy Tonkovich _____ 1947

Second Team

Bill Toothman _____ 1947
 Andy Tonkovich _____ 1948

Honorable Mention

Marvin Gutshall _____ 1947

LITTLE ALL-AMERICAN TEAM

Jule Rivlin _____ 1940

SPORTING NEWS FRESHMAN ALL-AMERICAN TEAM

Hassan Whiteside _____ 2010

WOODEN AWARD PRESEASON ALL-AMERICA

Tamar Slay _____ 2001

COSIDA ACADEMIC ALL-AMERICAN

Mike D'Antoni _____ 1972
 Mike D'Antoni _____ 1973
 J.R. VanHoose _____ 2002

NCAA POSTGRADUATE SCHOLARSHIP WINNER

Mike D'Antoni _____ 1973

HELMS FOUNDATION NAIA HALL OF FAME

Cam Henderson
 Andy Tonkovich

NATIONAL BASKETBALL ASSOCIATION COACH OF THE YEAR

Mike D'Antoni _____ 2005

NBA All-Star Game Most Valuable Player

Hal Greer _____ 1968

50 Greatest Players in NBA History

Hal Greer _____ 1996

Naismith Hall of Fame

Hal Greer _____ 1982

NABC ALL-DISTRICT

First Team

James Kelly _____ 2016
 Jon Elmore _____ 2017
 Jon Elmore _____ 2018

Second Team

C.J. Burks _____ 2018
 Ryan Taylor _____ 2015
 DeAndre Kane _____ 2011
 Hasaan Whiteside _____ 2010
 Tyler Wilkerson _____ 2010
 Ronald Blackshear _____ 2003

OSCAR ROBERTSON NATIONAL PLAYER OF THE WEEK

Ryan Taylor _____ Jan. 9, 2017

ALL-BUCKEYE CONFERENCE

First Team

Ramey Hunter _____ 1933
 Lawrence Gill _____ 1934
 Bill Smith _____ 1936
 William Best _____ 1937

Second Team

Lawrence Gill _____ 1933
 Hunter Kinkaid _____ 1934
 Tots Hallanan _____ 1935
 Bill Vest _____ 1936
 Charles Watson _____ 1937
 George Ayersnan _____ 1937

Third Team

Earl Wellman _____ 1936

Honorable Mention

Emerson Floyd _____ 1935
 Hunter Kinkaid _____ 1935
 Elmo Patrick _____ 1935
 Lewis Wilcox _____ 1936
 Lewis Wilcox _____ 1937
 Buck Jamison _____ 1937

ALL-OHIO VALLEY CONFERENCE

First Team

Bill Toothman _____ 1949
 Don Brown _____ 1950
 Jim Lamb _____ 1952
 Walt Walowac _____ 1952

All-Tournament Team

Bill Toothman _____ 1949
 Don Brown _____ 1950
 Jim Lamb _____ 1952
 Walt Walowac _____ 1952

ALL-MID-AMERICAN CONFERENCE

First Team

Walt Walowac _____ 1954
 Charlie Slack _____ 1955
 Charlie Slack _____ 1956
 Ceibert Price _____ 1955
 Ceibert Price _____ 1956
 Ceibert Price _____ 1957
 Hal Greer _____ 1958
 Leo Byrd _____ 1958

Leo Byrd _____ 1959

John Milhoan _____ 1960
 Tom Langfitt _____ 1965
 George Stone _____ 1967
 Bob Redd _____ 1967
 Bob Redd _____ 1968
 Dan D'Antoni _____ 1969
 Tamar Slay _____ 2000
 J.R. VanHoose _____ 2001

Second Team

Paul Underwood _____ 1955
 Paul Underwood _____ 1956
 John Milhoan _____ 1959
 Bob Burgess _____ 1960
 Bob Burgess _____ 1961
 Bob Burgess _____ 1962
 Phil Carter _____ 1963
 Bob Redd _____ 1966
 Bob Allen _____ 1967
 Dan D'Antoni _____ 1968
 George Stone _____ 1968
 Tamar Slay _____ 2001
 Ronald Blackshear _____ 2003
 Marvin Black _____ 2004

ALL-MID-AMERICAN CONFERENCE

Honorable Mention

Carlton King _____ 1998
 J.R. VanHoose _____ 1999
 J.R. VanHoose _____ 2000
 J.R. VanHoose _____ 2002
 Travis Young _____ 1999
 Travis Young _____ 2001
 Tamar Slay _____ 2002

Freshman of the Year

Travis Young _____ 1998

All-Freshman Team

Travis Young _____ 1998
 Joda Burgess _____ 1998
 J.R. VanHoose _____ 1999

All-Academic Team

Ardo Armpalu _____ 2003

SOUTHERN CONFERENCE

Player of the Year

(Southern Conference Sports Media Assoc.)
 Skip Henderson _____ 1988
 John Taft _____ 1989
 John Taft _____ 1990

First Team (Media)

Bunny Gibson _____ 1978
 LaVerne Evans _____ 1984
 Skip Henderson _____ 1985
 Skip Henderson _____ 1986
 Skip Henderson _____ 1987
 Rodney Holden _____ 1987
 Skip Henderson _____ 1988
 Tom Curry _____ 1988
 John Taft _____ 1989
 John Taft _____ 1990
 John Taft _____ 1991
 Tyrone Phillips _____ 1993
 Shawn Moore _____ 1995
 Keith Veney _____ 1997
 John Brannen _____ 1997

Second Team (Media)

Bunny Gibson _____ 1979
 Greg White _____ 1980
 Greg White _____ 1981
 Sam Henry _____ 1983
 Charles Jones _____ 1983
 David Wade _____ 1984
 Tom Curry _____ 1987



Dewayne Lewis	1987
Rodney Holden	1988
Omar Roland	1990
Shawn Moore	1994
Jason Williams	1996
Keith Veney	1996
Sidney Coles	1997

Coaches Team (since 1990)

John Taft	1990
Omar Roland	1990
John Taft	1991
Tyrone Phillips	1993
Shawn Moore	1994
Shawn Moore	1995
Keith Veney	1996
John Brown	1996
Keith Veney	1997
John Brannen	1997

All-Freshman Team Members

(Selected by league Sports Info. Directors)

Ken Lebanowski	1978
Greg White	1978
Robert Price	1979
George Washington	1979
David Wade	1981
Skip Henderson	1985
John Taft	1988
Andy Paul Williamson	1988
Harold Simmons	1990
Malik Hightower	1992
Jason Williams	1996
Derrick Wright	1997

Freshman of the Year

(Selected by league Sports Info. Directors)

Skip Henderson	1985
Malik Hightower	1992

Coach of the Year

(The Anton Foy Award)

Rick Huckabay	1984
Billy Donovan	1995
Greg White	1997

Coaches' Coach of the Year (Since 1989)

Dana Altman	1990
-------------	------

Southern Conference Tournament

Most Valuable Player

LaVerne Evans	1984
John Taft	1989
John Brannen	1997

All-Tournament First Team

Ken Lebanowski	1980
Greg White	1980
Jeff Battle	1984
Sam Ervin	1984
LaVerne Evans	1984
Jeff Guthrie	1985
Skip Henderson	1985
Skip Henderson	1987
Rodney Holden	1987
Skip Henderson	1988
John Taft	1989
Jason Williams	1996

All-Tournament Second Team

Greg Young	1978
James Campbell	1980
LaVerne Evans	1981
David Wade	1984
Jeff Battle	1985
Bruce Morris	1985
Skip Henderson	1986
Tom Curry	1987

Dewayne Lewis	1987
Rodney Holden	1988
Gery Strickland	1989
Tyrone Phillips	1992

Player of the Week

Harley Major	1977-78 (Week 8)
George Washington	1978-79 (Week 7)
	1980-81 (Week 1)
James Campbell	1979-80 (Week 3)
Charles Jones	1980-81 (Week 4)
LaVerne Evans	1980-81 (Week 12)
David Wade	1981-82 (Week 2)
Skip Henderson	1984-85 (Weeks 9-10)
	1985-86 (Weeks 5, 9)
	1986-87 (Week 7)
	1987-88 (Weeks 8-9, 11)
Rodney Holden	1986-87 (Week 8)
Tom Curry	1986-87 (Week 10)
	1987-88 (Week 3)
John Taft	1988-89 (Weeks 1, 4)
	1989-90 (Weeks 1, 12)
	1990-91 (Weeks 1, 3, 5, 12)
Tyrone Phillips	1992-93 (Week 3)
Shawn Moore	1994-94 (Week 3)
Keith Veney	1995-96 (Weeks 2-3, 5)
	1996-97 (Week 4)
John Brannen	1996-97 (Weeks 7, 11)

ALL-CONFERENCE USA

First Team

James Kelly	2016
Jon Elmore	2017
Jon Elmore	2018

Second Team

Hassan Whiteside	2010
Tyler Wilkerson	2010
DeAndre Kane	2012
DeAndre Kane	2013
C.J. Burks	2018

Third Team

Mark Patton	2006
Markel Humphrey	2007
Markel Humphrey	2008
Markel Humphrey	2009
DeAndre Kane	2011
Damier Pitts	2012
Kareem Canty	2014
Ryan Taylor	2015
Ryan Taylor	2017
Ajdin Penava	2018

All-Freshman Team

Markel Humphrey	2006
Tirrell Baines	2008
Damier Pitts	2009
Hassan Whiteside	2010
Kareem Canty	2014
Ryan Taylor	2014

All-Defensive Team

Mark Dorris	2008
Hassan Whiteside	2010
Dennis Tinnon	2012
Ryan Taylor	2017
Ajdin Penava	2018

Tournament MVP

Jon Elmore	2018
------------	------

All-Tournament Team

DeAndre Kane	2012
Dennis Tinnon	2012
Stevie Browning	2017
Jon Elmore	2017
Jon Elmore	2018

Ajdin Penava	2018
--------------	------

All-Academic Team

Adam Williams	2009
Johnny Thomas	2011
Austin Loop	2015
Jon Elmore	2016
Austin Loop	2016
Jon Elmore	2017
Austin Loop	2017
Jon Elmore	2018

Spirit of Service Award

Adam Williams	2009
Austin Loop	2015
Terrence Thompson	2016
Jakob Kilgore	2017

Newcomer of the Year

James Kelly	2016
-------------	------

Freshman of the Year

Hassan Whiteside	2010
DeAndre Kane	2011

Defensive Player of the Year

Hassan Whiteside	2010
Ajdin Penava	2018

Sixth Man of the Year

Dago Pena	2010
-----------	------

Player of the Week

Mark Dorris	Jan. 2, 2007
Markel Humphrey	Mar. 2, 2009
Tyler Wilkerson	Mar. 8, 2010
DeAndre Kane	Nov. 19, 2012
Elijah Pittman	Nov. 11, 2013
James Kelly	Dec. 28, 2015
James Kelly	Jan. 11, 2016
James Kelly	Feb. 22, 2016
Jon Elmore	Dec. 12, 2016
Stevie Browning	Dec. 26, 2016
Ryan Taylor	Jan. 9, 2017
Jon Elmore	Nov. 13, 2017
Jon Elmore	Dec. 4, 2017
Ajdin Penava	Dec. 18, 2017
C.J. Burks	Jan. 22, 2018
C.J. Burks	Feb. 19, 2018
Jon Elmore	Feb. 26, 2018

Freshman of the Week

Damier Pitts	Dec. 8, 2008
Hassan Whiteside	Nov. 30, 2009
Hassan Whiteside	Dec. 14, 2009
Hassan Whiteside	Jan. 18, 2010
Hassan Whiteside	Jan. 25, 2010
Hassan Whiteside	Feb. 22, 2010
Hassan Whiteside	Mar. 1, 2010
DeAndre Kane	Dec. 6, 2010
DeAndre Kane	Jan. 10, 2011
DeAndre Kane	Jan. 31, 2011
DeAndre Kane	Feb. 7, 2011
Kareem Canty	Dec. 2, 2013
Kareem Canty	Dec. 9, 2013
Kareem Canty	Dec. 16, 2013
Ryan Taylor	Jan. 27, 2014
C.J. Burks	Nov. 30, 2015
C.J. Burks	Dec. 14, 2015

**LEO BYRD 1956-59****Huntington, W.Va. (Huntington HS)****Retired #44**

- Named "Mr. Basketball USA" after North-South High School All-Star game in Murray, Ky.
- MU 8th all-time scoring (1,696)
- MU 2nd all-time FTM (509)
- MU 2nd all-time FTA (637)
- MU 9th all-time FT% (79.9%)
- MU 11th all-time FGM (593)
- MU 7th all-time FGA (1,364)
- MU career scoring avg. (23.5 ppg)
- MU 1st single-season scoring avg. (1958-59, 29.3 ppg)
- Scored 40 points vs St. Bonaventure (2-21-59)
- NCAA 2nd in scoring (1958-59, 29.3 ppg)
- First-Team "Chuck" Taylor All-American (1959)
- Led MAC in scoring (1957-58, 24.9 ppg & 1958-59, 29.3)
- Led MAC in FT% (1958-59, 82.7%)
- All-MAC (1958-59)
- Won gold medal on 1959 Pan American Team
- 4th round draft pick Cincinnati Royals (1959)

MIKE D'ANTONI 1970-73**Mullens, W.Va. (Mullens HS)****Retired #10**

- MU 31st all-time scoring (1,227)
- MU 2nd all-time assists (659)
- MU 1st single season assists 1971-72 (241)
- Led MU in assists 1970-71 (7.3), 1971-72 (8.9), 1972-73 (8.4)
- Invited to 1972 Olympic Trials
- Academic All-American (1972, 1973)
- 2nd round draft pick NBA's Buffalo Braves (1973)
- 1st round draft pick ABA's San Antonio Spurs (1973)
- Two-time Italian League MVP
- Italian League Coach of the Year 1992
- Named NBA Coach of the Year in 2004-05 while with the Phoenix Suns
- Named NBA Coach of the Year in 2004-05 while with the Phoenix Suns
- Won an Olympic gold medal as an Assistant Coach for Team USA (2012)

HAL GREER 1955-58**Huntington, W.Va. (Douglas HS)****Retired #16**

- First African-American to play at a WV state college
- Led MU in rebounding (1956-57, 1957-58)
- Led MU in FG% (1955-56, 1956-57, 1957-58)
- MU 20th all-time scoring (1,377)
- MU 8th all-time rebounding (765)
- MU 7th all-time FG% (54.5%)
- Led MAC in FG% (1955-56, 61.5% & 1957-58, 48.9%)
- Led MAC in FT% (1957-58, 83.3%)
- All-MAC (1957-58)
- NCAA 2nd in FG% (1955-56, 60.0%)
- NCAA 5th in FG% (1957-58, 54.6%)
- 2nd round draft pick Syracuse Nationals (1958)
- 15-year NBA career with 21,586 points (19.2 career scoring average)
- MVP 1968 NBA All-Star Game
- Marshall Hall of Fame (1979)
- Naismith Basketball Hall of Fame (1982)

Charlie Slack**NCAA Single-Season Rebounding Champion****25.6 rebounds per game, 1954-55****SKIP HENDERSON 1984-88****Cartersville, Ga. (Cartersville HS)**

- MU 1st all-time scoring (2,574)
- MU 7th all-time assists (470)
- MU 1st all-time steals (208)
- MU 1st all-time FGM (1,000)
- MU 2nd all-time FGA (1,964)
- MU 14th all-time FG% (50.9%)
- MU 4th all-time FTM (441)
- MU 4th all-time FTA (625)
- MU 12th all-time 3pt FGM (133)
- MU 16th all-time 3pt FGA (321)
- MU 3rd all-time 3pt FG% (41.43%)
- MU 3rd all-time games played (125)
- MU 1st points in a single season 804 (1987-88)
- MU Led in scoring 1984-85 (17.7 ppg), 1985-86 (18.4), 1986-87 (21.0), 1987-88 (25.1)
- MU Led in assists 1985-86 (4.2)
- MU Led in steals 1985-86 (1.7), 1986-87 (1.5), 1987-88 (1.8)
- 55 points vs The Citadel (3-4-88)
- 44 points vs UT-Chattanooga (1-30-88)
- 46 points vs University of Charleston (1-8-86)
- SoCon - 1st career scoring (2,574)
- SoCon Freshman of the Year 1985
- SoCon Player of the Year 1988
- SoCon First Team 1985-88
- SoCon Led in Scoring 1988 (25.1 ppg)
- SoCon Led in FG% (55.3%)
- NCAA - 9th in scoring 1987-88 (25.1 ppg)

RUSSELL LEE 1969-72**Boston, Mass. (Hyde Park HS)****Retired #55**

- MU 4th all-time scoring (1,815)
- MU 5th all-time rebounding (863)
- MU 4th all-time FGM (739)
- MU 4th all-time FGA (1,643)
- MU 10th all-time FTM (337)
- MU 13th all-time FTA (473)
- MU Led team in scoring 1969-70 (24.1 ppg), 1970-71 (25.3), 1971-72 (22.3)
- MU Led team in rebounding 1970-71 (12.4)
- MU career scoring avg. leader (23.9 ppg)
- Scored 40 points vs Morris Harvey (1970)
- Scored 41 points vs Mississippi (1971)
- Street and Smith's College All-American (1971-72)
- Basketball Weekly All-American (1971-72)
- Converse All-American (1971-72)
- MVP Portsmouth Invitational Tournament for College Seniors (1971-72)
- All-Tournament team Aloha Classic for seniors (1971-72)
- 1st round draft pick NBA's Milwaukee Bucks (1972)
- 2nd round draft pick ABA's Memphis Pros (1972)

DAMIER PITTS 2008-10**Charlotte, N.C. (Hargrave Military Academy)**

- MU 5th all-time games played (123)
- MU 12th all-time scoring (1,551)
- MU 21st field goals made (483)
- MU 10th field goals attempted (1,197)
- MU 4th 3-point field goals made (201)
- MU 2nd 3-point field goals attempted (605)
- MU 6th all-time free throws made (384)
- MU 11th all-time free throws attempted (475)
- MU 7th all-time free throw percentage (80.8)
- MU 5th all-time assists (517)
- MU 24th all-time assists (101)
- Third Team All-Conference USA (2012)
- All-Conference USA Freshman Team (2009)

CHARLIE SLACK 1952-56**Pomeroy, Ohio (Pomeroy HS)****Retired #17**

- MU 1st all-time rebounding season (538)
- MU 1st all-time rebounding average (25.6 rpg)
- MU 1st all-time rebounding career (1,916)
- MU 1st all-time rebounding career average (21.8)
- MU 12th all-time scoring (1,551)
- MU 1st single-game rebounds (43 vs Morris Harvey 1-12-54)
- NCAA Div I 2nd most rebounds in game (43 vs Morris Harvey 1-12-54)
- **NCAA Div I 1st season rebounding avg. (1954-55, 25.6)**
- NCAA Div I 4th season rebounding avg. (1955-56, 23.6)
- NCAA Div I 3rd all-time career rebounds (1,916)
- Led MAC in rebounding in 1954-55 (25.6 rpg) and 1955-56 (23.6)
- NBA Draft pick Fort Wayne Pistons (1956)
- U.S. Olympic Team alternate (1960)

TAMAR SLAY 1998-02**Beckley, W.Va. (Woodrow Wilson HS)**

- MU 11th all-time games played (114)
- MU 6th all-time scoring (1,792)
- MU 8th field goals made (626)
- MU 6th field goals attempted (1,414)
- MU 1st 3-point field goals made (251)
- MU 1st 3-point field goals attempted (605)
- MU 12th 3-point field goal percentage (38.6)
- MU 17th all-time assists (250)
- MU 7th all-time steals (142)
- MU 15th all-time blocked shots (53)
- Wooden Award Preseason All-American (2001)
- First Team All-MAC (2000)
- Second Team All-MAC (2001)
- All-MAC Honorable Mention (2002)
- West Virginia Player of the Year (1998)
- Two-time state champion (1997, '98)

**GEORGE STONE 1965-68****Covington, Ky. (William Grant HS)**

- MU Scoring Leader 1965-66 (18.6 ppg), 1966-67 (24.4), 1967-68 (23.7)
- MU Rebounding Leader 1965-66 (11.5 rpg)
- MU 7th all-time scoring (1,695)
- MU 10th all-time rebounding (746)
- MU 5th all-time FGM (709)
- MU 5th all-time FGA (1,565)
- MU 6th all-time FT% (82.7%)
- Scored 46 points vs Nebraska in 1967 NIT
- All-NIT Team (1967)
- All-MAC (1967)
- 9th round draft pick NBA's Los Angeles Lakers (1968)
- 4th round draft pick ABA's Los Angeles Stars

JOHN TAFT 1988-91**Huntsville, Ala. (Huntsville HS)****Retired #22**

- MU 2nd all-time scoring (2,332)
- MU 13th all-time assists (281)
- MU 9th all-time steals (133)
- MU 2nd all-time FGM (811)
- MU 3rd all-time FGA (1,704)
- MU 1st all-time FTM (525)
- MU 1st all-time FTA (734)
- MU 6th all-time 3pt FGM (185)
- MU 8th all-time 3pt FGA (463)
- MU 5th all-time 3pt FG% (40.0%)
- MU led in scoring 1988-89 (26.0 ppg), 1989-90 (23.4), 1990-91 (27.3)
- MU led in rebounding 1990-91 (6.9)
- Scored 40 points vs University of District of Columbia (1-21-91)
- 43 points vs East Tenn. State (2-23-91)
- 42 points vs South Alabama (11-30-90)
- SoCon Player of the Year 1989, 1990
- SoCon First Team 1989-1991
- SoCon Tournament MVP 1989
- SoCon Led in scoring 1989 (26.0 ppg), 1990 (23.4), 1991 (27.3)
- SoCon - 5th all-time scoring (2,332)
- NCAA - 8th in scoring 1988-89 (26.0)
- NCAA - 8th in scoring 1990-91 (27.3)
- WV 1990 Amateur Athlete of the Year

RYAN TAYLOR (2013-17)**Indianapolis, Ind. (Hargrave Military Academy (Va.))**

- MU 2nd all-time games played (128)
- MU 7th all-time scoring (1,778)
- MU 9th all-time field goals made (616)
- MU 9th all-time field goals attempted (1,263)
- MU 19th all-time field goal percentage (48.8%)
- MU 4th all-time free throws made (458)
- MU 2nd all-time free throws attempted (683)
- MU 3rd all-time rebounds (985)
- MU 15th all-time assists (292)
- MU 7th all-time blocked shots (122)
- C-USA 11th all-time scoring
- C-USA 5th all-time rebounds
- C-USA 3rd all-time double-doubles (40)
- C-USA Third Team (2015 and 2017)
- C-USA All-Freshman Team (2014)

- Oscar Robertson National Player of the Week (Jan. 9, 2017)
- C-USA Player of the Week (Jan. 9, 2017)

J.R. VANHOOSE 1998-02**Paintsville, Ky. (Paintsville HS)**

- MU 14th all-time games played (113)
- MU 5th all-time scoring (1,803)
- MU 6th field goals made (664)
- MU 11th field goals attempted (1,185)
- MU 5th field goal percentage (56.0%)
- MU 3rd all-time free throws made (472)
- MU 3rd all-time free throws attempted (630)
- MU 17th all-time free throw percentage (74.9)
- MU 2nd all-time rebounding (1,086)
- MU 11th all-time blocked shots (74)
- CoSIDA Academic All-American (2002)
- First Team All-MAC (2001)
- Honorable Mention All-MAC (1999, 2000, 2002)
- MAC All-Freshman Team (1999)

WALT WALOWAC 1950-54**Logan, W.Va. (Logan HS)****Retired #20**

- MU 3rd all-time scoring (1,982)
- MU 3rd all-time FGM (792)
- MU 1st all-time FGA (2,225)
- MU 8th all-time FTM (365)
- MU 6th all-time FTA (569)
- 44 points vs Ohio (2-10-53)
- 44 points vs WV Wesleyan (12-4-53)
- 40 points vs Ohio University (1951)
- 40 points vs Union College (1951)
- 40 points vs Akron (1951)
- All OVC (1951-1952)
- All MAC (1953-1954)
- NCAA 6th in scoring with in 1953-54 (26.1 ppg)
- Helms Athletic Foundation All-American 1st team (1952-53, small college), 3rd team (1953-54, Division I)
- 3rd round draft pick Milwaukee Hawks (1954)
- WV Sports Writers Hall of Fame (1981)

**1906-07**

First game in Marshall history, a 13-6 loss to the Charleston Taw Club.

1907-08

First win in school history over Charleston Taw Club, as MU recorded a 5-0 season.

1908-09

Under first year coach Boyd Chambers, Marshall scores a then school-record 64 points in 64-11 rout of Middleport.

1913-14

Marshall loses only meeting in school history with Notre Dame, 21-9. Coach Boyd Chambers resigns after 2-6 season.

1920-21

Marshall resumes basketball, after hiatus for World War I, and posts a 6-9 record. Coach Kemper Shelton becomes the fifth head coach at Marshall.

1925-26

Marshall records its third consecutive winning season with a 10-7 mark under the direction of Trusty Tallman.

1935-36

A new era begins for Marshall basketball, as Cam Henderson becomes head coach.

1936-37

Under Henderson's direction, Marshall wins the Buckeye Conference championship with a 23-8 record.

1938-39

Henderson's squad wins a third straight Buckeye Conference crown, posting a 22-5 record.

1939-40

Marshall wins 20 games for the fourth straight year, with a 25-4 mark. Jule Rivlin finishes his career with 1,093 points and earns All-America honors.

1946-47

Marshall wins the NAIB National Championship with a sparkling 32-5 record and sets a school record with 17 straight wins. That season Marshall defeated Indiana State who was coached by John Wooden.

1947-48

Marshall wins the Los Angeles Invitational and earns a second trip to the NAIB National Tournament in Kansas City. Henderson's Big Green picks up the nickname "Globetrotters of Basketball" in Kansas City with the now-called "King Drill" warm up, later made famous by the Harlem Globetrotters.

1950-51

Marshall moves into the 6,532 seat Memorial Field House, one of the largest arenas in the Mideast at the time.

1951-52

Walt Walowac scores 579 points to set an all-time record for points by a Marshall sophomore.

1954-55

Cam Henderson retires after 20 years at the helm of Marshall basketball, having compiled a 362-160

record. Henderson revolutionized the game of college basketball with his zone defense and fast break.

1955-56

Jule Rivlin, the first Marshall All-American, follows Henderson as Big Green coach, leading MU to its only MAC basketball championship. Charlie Slack finishes his career with two NCAA rebounding records, including the still-standing mark of 25.6 rebounds per game for one season.

1957-58

Hal Greer finishes his career with 1,377 points and 765 rebounds. Greer went on to play for the Syracuse Nationals and the Philadelphia 76'ers of the NBA.

1958-59

Leo Byrd earns consensus All-America honors, averaging 29.3 points per game. Byrd ends his career with 1,695 points.

1963-64

On January 5, 1964, the Thundering Herd becomes Marshall's official nickname.

1966-67

Coach Ellis Johnson leads MU to a 20-8 season and fourth-place finish in the National Invitation Tournament. George Stone bombs Nebraska for an NIT and Madison Square Garden record 46 points. Former Herd standout Hal Greer named Most Valuable Player of the NBA All-Star Game.

1967-68

The Herd advances to the NIT again with a 17-8 mark.

1971-72

Carl Tacy replaces Stewart Way as coach, leading MU to a 23-4 record and a high ranking of eight in the weekly Associated Press poll. The Herd receives a bid to the NCAA tournament. All-American Russell Lee is selected by the Milwaukee Bucks in the first round of the NBA draft.

1972-73

Bob Daniels replaces Tacy and leads the Herd to an NIT appearance.

1977-78

Stu Aberdeen is named coach. Bunny Gibson is the first MU player to earn All-Southern Conference honors, setting an NCAA record for free throw percentage at .944.

1979-80

Aberdeen dies on June 11, 1979, and is replaced by associate head coach Bob Zuffelato. Marshall posts its first winning season since 1972-73 with a 17-12 mark.

1980-81

Marshall finally beats West Virginia, 76-73, in overtime.

1981-82

A new era begins as the Herd move into the Cam Henderson Center. Another win over WVU is among a nine-game winning streak at the new "Herd Heaven." Hal Greer is inducted into the Basketball Hall of Fame.

1982-83

The Herd wins 20 games for the first time in 10 years. Rick Huckabay is named head coach.

1983-84

Marshall wins 25 games, capturing the Southern Conference title. The Herd makes its third NCAA tournament appearance, losing in the first round to Villanova.

1984-85

The Thundering Herd wins the Sout Tournament for the second straight year, losing in the first round of the NCAA tournament to Virginia Commonwealth.

1985-86

Marshall finishes 19-11, snapping a string of three straight years with 20 wins. Herd guard Skip Henderson scores a season-high 46 points against Charleston (1-8-86) on his way to becoming the first Marshall sophomore to score over 1,000 points.

1986-87

Marshall wins 25 games, the SC regular season, and tournament, while winning 15 straight games at one point. MU loses to Texas Christian in the first round of the NCAA tournament.

1987-88

Marshall wins the SC regular season title, finishing 24-8. Skip Henderson completes his career with a conference record 2,574 points, including a school-record 55 in one game, and is named SC Player-of-the-Year. The Herd loses in the first round of the NIT, 81-80, to Virginia Commonwealth.

1988-89

John Taft is named Southern Conference Player-of-the-Year and SC Tournament MVP. Taft scores a record 109 points in the tournament. On April 19, 1989, Dana Altman is named head coach following the resignation of Rick Huckabay.

1989-90

John Taft is named SC Player of the Year for the second straight year. Dwight Freeman is named head coach following Dana Altman's departure to Kansas State.

1990-91

Marshall plays five nationally ranked teams and finishes 14-14, 7-7 in SC play. John Taft's jersey is retired before the East Tennessee State game on 2/23/91, only the fifth player so honored. Taft responds that night by scoring 42 points in the Herd's 107-103 overtime win over the 13th-ranked Buccaneers.

1991-92

The very young Herd—with seven freshmen and sophomores—struggles through 12 consecutive losses, finishing 7-22. Marshall finishes the season on a positive note, upsetting Furman, 83-76, in the first round of the SC tournament. Malik Hightower is honored as SC Freshman of the Year, becoming only the second MU player to win the award

1992-93

Head Coach Dwight Freeman and first-team All-Southern Conference performer Tyrone Phillips lead the Herd to one of the biggest turnarounds in the country. The Herd finishes with a 16-11 record and posts a 12-1 record in the Henderson Center.

**1993-94**

Shawn Moore sets a school record on Jan. 29 with 10 steals vs. East Tenn. State. Moore leads the team in scoring and rebounding and is named second team All-Conference. Dwight Freeman resigns in February but finishes out the season as head coach. Kentucky assistant Billy Donovan is named head coach on March 7.

1994-95

Rookie head coach Billy Donovan rekindles Marshall basketball with an 18-9 record and Southern Conference North Division championship. Donovan is voted SC Coach of the Year and Shawn Moore is named first team all-conference. MU sets school and individual records in nearly every three-point category.

1995-96

Keith Veney sets a Southern Conference record by converting 111 three-pointers. He finished second in the league in scoring with an average of 19.6 points a game. Veney's 10 three-pointers against Hampton also set a school record. Sidney Coles' 70 steals was also a school record. Veney, John Brown and Jason Williams were named all-Southern Conference. Billy Donovan left Marshall to become the head coach at Florida. Marshall Hall of Fame inductee and all-time assist leader Greg White is named head coach on April 8, 1996.

1996-97

Marshall posts a 20-9 record and wins the North Division of the Southern Conference. The Herd narrowly missed a trip to the NCAA Tournament as MU lost to Chattanooga in overtime, 71-70, in the finals of the Southern Conference Tournament. Greg White, in his first year, was named Southern Conference Coach of the Year. Keith Veney set the NCAA record for three-pointers in a career with 409. Veney also set a national mark with 15 three-pointers against Morehead State. John Brannen was named Southern Conference Tournament MVP and became only the seventh player in school history to score over 600 points in a single season. He led the league in scoring with a 20.9 average. Veney, Brannen and Sidney Coles all were named to the all-Southern Conference team. Veney is one of eight players to compete in the national three-point shootout at the Final Four.

1997-98

In Marshall's return to the Mid-American Conference, Travis Young is named the league's Freshman of the Year. In addition to Young, Joda Burgess is also named to the conference's all-freshman team. Overall, the Herd struggled to an 11-16 record, 7-11 in MAC play. However, the season was not without its bright moments, including a 73-66 win over No. 23 Wake Forest.

1998-99

Marshall showed progress in its quest to become a power in the Mid-American Conference. The Herd finished with a 16-11 record and earned a birth in the MAC Tournament. J.R. VanHoose became the first freshman in school history to lead the team in scoring and rebounding. The season highlights featured an 88-66 win over Massachusetts. VanHoose and Travis Young were named All-MAC Honorable Mention.

1999-2000

Marshall posted its second 20-win campaign in four seasons under Greg White. The Herd went 21-9

with wins over Georgia and UMass to its credit. Sophomore Tamar Slay led the MAC in scoring with 19.9 points per game. Slay was also named first-team All-MAC, the Herd's first first-teamer since rejoining the league. J.R. VanHoose averaged 17.5 points and 8.6 rebounds, earning him honorable-mention All-MAC laurels. Cornelius Jackson led the league in assists with 218, the second highest total in MAC history. The Herd made the MAC Tournament for the third consecutive season and advanced past Buffalo and Central Michigan before falling to Miami in the league's Final Four. Marshall legend Charlie Slack had his No. 17 jersey retired at halftime of the Miami game on Jan. 24, 2000.

2000-01

Marshall's Tamar Slay and J.R. VanHoose both reach the 1,000-point plateau for their careers. VanHoose ranks third in the nation in rebounding and in "double-doubles" giving him a national-best 39 for his three year career. The Herd posts a 12-6 record in MAC play and earns its first ever MAC tournament first round bye only to be upset by Ball State in the quarterfinals at Gund Arena. During the season, head coach Greg White picks up his 200th career victory and Marshall posts an outstanding 13-1 mark at home. Marshall also scores a road-win over nationally-ranked Dayton. Following the season, Tamar Slay is one of 16 finalists for a spot on USA Basketball's World University Games team and then is tabbed as a Wooden Award Preseason All-America for 2001-2002.

2001-02

Marshall's Tamar Slay and J.R. VanHoose finish their careers as two of the top players in school-history in multiple statistical categories. Sophomore Ronald Blackshear ties the national record with 11 consecutive three-pointers in a game and makes 14 overall at Akron. Blackshear scored 88 three-pointers despite starting in only 12 games and seeing time in 21 contests. VanHoose is named an academic all-american, while Slay is tabbed as an NABC all-district pick for the second consecutive year. Slay is drafted by the New Jersey Nets in the second round of the NBA draft.

2002-03

The Herd finished 14-15 in head coach Greg White's final season. Former Georgia head coach and then-Clemson assistant Ron Jirsa is named head coach in June of 2003. Junior Ronald Blackshear led Marshall in scoring with a 20.3 points per game average. A.W. Hamilton paced the Herd at the point guard position, leading the Mid-American Conference in assists per game (5.5) and assist to turnover ratio (2.19). Marshall won its first round MAC Tournament game against Eastern Michigan, 83-75, before falling to Kent State, 79-57 at the Gund Arena in Cleveland in the quarterfinals.

2003-04

The Thundering Herd finished with a 12-17 record, with six of those 17 losses coming by four points or less, with one coming in overtime. Ron Jirsa's first schedule as a Marshall coach was treacherous, with seven of the teams MU faced making postseason play, and it ranked first overall in the Mid-American Conference. The Herd knocked off UAB in Birmingham, a Sweet 16 team in the 2004 NCAA Tournament, and eventual MAC Champion Western Michigan in Huntington. The Herd also faced the University of Kentucky in Cincinnati, where MU's Ronny Dawn knocked down seven-of-nine shots

from beyond-the-arc to tie a Wildcat opponent record. Marvin Black was a second team All-MAC selection after leading the Herd in both scoring and rebounding, and Marshall advanced to Cleveland for the MAC Quarterfinals for the fifth time in five years.

2004-05

Marshall ended its final year in the Mid-American Conference with a 6-22 overall record - however, the Herd did not leave the MAC without putting their stamp on the 2004-05 season. The Herd knocked off eventual Elite Eight participant West Virginia in Charleston, the only MAC team to defeat an Elite Eight team, and beat MAC regular season champ Miami (Ohio) in the last game of the regular season at the Henderson Center. Marshall's win over WVU was also the MAC's only win over a team in the top 25 all season. Eleven of the Herd's 22 losses came by 10 points or less in 2004-05.

2005-06

Marshall began a new era in Conference USA with a 12-17 record and with several notable accomplishments. The Herd knocked off its first top-10 opponent since 1971-72 when Marshall beat West Virginia on January 21, 58-52, in Charleston. Marshall also hosted two top-25 teams in the Henderson Center in George Washington and Memphis. The Colonials barely escaped with a 79-73 overtime win, and the Tigers held on to defeat the Herd, 91-81, in front of the first Henderson Center sellout since December 12, 1987, when Marshall defeated West Virginia, 82-72, in front of 10,576 fans. Senior Mark Patton was a third team All-C-USA selection, and Markel Humphrey was named to the All-Freshman team.

2006-07

The Herd finished 13-19 in Ron Jirsa's fourth and final season. Former Herd and Florida assistant coach Donnie Jones was named head coach on April 7, 2007, five days after the Gators claimed the 2007 National Championship. Sophomore forward Markel Humphrey paced the Herd in scoring and rebounding en route to being named to the All-Conference USA Third Team. The Herd knocked off ACC opponent Virginia Tech, 59-58, on December 30 in the Henderson Center in its most notable win of the season. Marshall also participated in the Great Alaska Shootout, the first Marshall athletic team to participate in an event in the state of Alaska.

2007-08

In season one of the Donnie Jones era, Marshall posted its first winning campaign in seven years with a 16-14 mark, including an 8-8 record in C-USA play. The Herd recorded wins over a pair of conference preseason favorites (East Tennessee State and Boston University) as well as wins over eventual NCAA Tournament teams Winthrop and San Diego. The Herd also put together its first ever three-game win streak in C-USA action, its first such win streak in league play since 2002-03 while in the Mid-American Conference. Senior Mark Dorris led MU in scoring and was named to the C-USA All-Defensive Team while junior Markel Humphrey was selected to the All-Conference USA Third Team and Tirrell Baines to the C-USA All-Freshman Team.

2008-09

Donnie Jones' second season saw the Herd post a 15-17 record. Markel Humphrey earned third



team All-Conference USA honors for the third year in a row while Damier Pitts was named to the C-USA All-Freshman Team. Humphrey, a senior, finished his career as the only Marshall player to be ranked in the top 20 in school history in career scoring, rebounding, and assists. Adam Williams was chosen as one of five members of the C-USA All-Academic Team. Williams was one of 12 athletes announced as a recipient of the Winter Conference USA Spirit of Service Award.

2009-10

Marshall made its first postseason appearance in 22 years with a quarterfinal showing in the CollegeInsider.com Tournament. The Thundering Herd won 24 games, the most in 23 years (24-10). Freshman Hassan Whiteside blocked 182 shots, the fourth most in Division I history. Whiteside, a 7-0 center, earned 12 different postseason awards. Tyler Wilkerson was selected second team All-Conference and All-Region. Sophomore Dago Pena earned Conference USA Sixth Man of the Year honors.

Donnie Jones left after the season to take over at UCF. Tom Herrion, the associate head coach at Pittsburgh, became the 28th head coach at Marshall on Apr. 10, 2010.

2010-11

Marshall returned to the postseason for the second consecutive season with its second appearance in the CollegeInsider.com Tournament. Its 22-12 record marked the first consecutive 20-win seasons since 1986-88. DeAndre Kane was named the conference's freshman of the year after averaging 15.1 points. Johnny Thomas earned a spot on the C-USA All-Academic team. Junior guard Damier Pitts led the team with a scoring average of 16.2 and 4.7 assists per game.

2011-12

Marshall made its third-straight postseason appearance for the first time ever with a berth in the NIT, its first in 24 seasons. The 21-14 Herd qualified for the NIT by way of a solid strength of schedule and a run to the championship game of the Conference USA Tournament. Marshall won at Cincinnati, its first win over a BCS Conference team since 1989. The Herd boasted the eighth best rebounding mark in the nation and were led by the senior trio of Shaquille Johnson, Dago Pena and Damier Pitts. DeAndre Kane led the team in scoring with 16.5 points per game and was named second team All-Conference USA while Pitts was named to the third team.

2012-13

Two outstanding defensive players, Nigel Spikes and Dennis Tinnon, finished their careers as Marshall wrapped up a 13-19 season. The season highlight was a two-game sweep over UCF and former Herd head coach Donnie Jones in the final conference game between the two schools with UCF heading into the newly formed America 12 Conference. DeAndre Kane became a three-time all-conference player as he was named to C-USA's second team.

2013-14

After an 11-22 regular-season campaign that saw a 14th-place finish in Conference USA play and a first round upset of No. 11-seed Florida Atlantic in the C-USA Tournament, Tom Herrion resigned from his position as head coach after a 67-67 record over

four seasons. Kareem Canty and Ryan Taylor were each named to the C-USA All-Freshman team, while Canty additionally earned All-C-USA Third Team honors.

Son of Marshall and Los Angeles Lakers assistant coach Dan D'Antoni was named the 29th head coach of the Thundering Herd on April 24, 2014, by Director of Athletics Mike Hamrick.

2014-15

The Dan D'Antoni (head coaching) Era began with an 11-21 season, matching the previous year's win total. After an 0-6 start to league play, the Herd won seven of its final 12 regular-season contests to clinch a spot in the C-USA Tournament, where it fell in the first round to No. 5-seed and league newcomer Western Kentucky. Marshall's regular season ended on a six-game win streak at home, en route to a 10-7 home record. Ryan Taylor became the fifth player in program history to earn All-C-USA Third Team honors after leading the league with 14 double-doubles. Austin Loop landed on the C-USA All-Academic squad.

2015-16

After being picked ninth in the Conference USA Preseason Poll, the Thundering Herd responded with its winningest C-USA season in history (12-6), landing its highest seed in the league tournament (third). Marshall shattered program records for points, 3-pointers made and attempted. Led by the program's first C-USA Newcomer of the Year and first team selection, James Kelly, the Herd went on to compete in the tournament semifinals for the first time since 2012. Kelly, a transfer from Miami (Fla.), recorded the highest combination of points and rebounds in school history (663/324). He became one of only two Herd players ever to record a combination of at least 600 points and 300 rebounds (Russell Lee: 1970-71, '71-72). Jon Elmore and Austin Loop were named to the C-USA All-Academic Team.

2016-17

Marshall made its return to the Conference USA Tournament final for the first time since the 2011-12 season. The season also marked the first 20-win season during head coach Dan D'Antoni's tenure. Jon Elmore led the league in scoring (19.7) and assists (5.9), which led to his selections to the All-Conference USA first team and NABC All-District 11 first team. Ryan Taylor reached 40 career-doubles and became the third player in the league to do so, while he reached the top-10 in points and rebounds in conference history. Taylor was also the league's first ever Oscar Robertson National Player of the Week and earned a spot on the league's All-Conference USA third team. Austin Loop broke Tamar Slay's 3-point record and finished his career with 293 3-pointers. The Herd's games against WKU on Jan. 21 and Louisiana Tech on March 10 tied the school's made 3-pointers in a single game record (19). Stevie Browning, Ryan Taylor and Jon Elmore became the first Herd trio to earn C-USA Player of the Week honors in the same season.

2016-17

Marshall made its long-awaited return to the NCAA Tournament for the first time in 31 years after it won the 2018 Conference USA Championship in a 68-67 victory over WKU. The Herd won its first ever NCAA Tournament game when it defeated the Wichita State Shockers, 81-75, in the first round in San Diego. MU had its first 25-win season since

the 1986-87 season and it made Dan D'Antoni the first ever coach to increase his win total in every season he has been at the helm of the Thundering Herd. Marshall had individual success, such as Jon Elmore earning the C-USA Tournament MVP award, being named to the league's first team, was a three-time C-USA Player of the Week, a member of the All-Tournament team, a NABC District 11 first team member and an all-academic team member. Ajdin Penava was named the league's Defensive Player of the Year after he led the nation with 134 blocks, earned a spot on the All-Conference USA third team, a spot on C-USA's All-Defensive team, a member of the All-Tournament team and was also named the league's Player of the Week. C.J. Burks was named to the league's All-Conference second team, was a NABC District 11 second team member, a two-time Player of the Week recipient, while he helped Marshall have its first ever pair of 700-point scorers in an individual season.



1955-56

Midwest Region

Leading Scorer: Cebe Price (27)

Morehead State 107 - Marshall 92

Marshall	FG	FT-FTA	PF	TP
Cebe Price, f	11	5-11	5	27
Jerry Pierson, f	0	0-0	0	0
Hal Greer, f	5	2-3	3	12
Dave Kirk, c	8	2-2	4	18
Bob Ashley, c	2	2-3	5	6
Paul Underwood, g	9	0-0	5	18
John Mayfield, g	0	0-0	2	0
Jack Freeman, g	5	1-2	2	11
Totals	40	13-21	26	92

Morehead St.	FG	FT-FTA	PF	TP
Steve Hamilton, f	10	5-7	1	25
Gene Carroll, f	0	0-0	0	0
Dave Kelcher, f	7	0-2	5	14
Jim Jewell, f	0	2-2	0	2
Bob Richards, f	0	0-0	0	0
Dan Swartz, c	12	15-18	4	39
Harlan Tolle, g	3	2-4	1	8
Ken Thompson, g	0	0-0	0	0
Bernie Shimfessel, g	0	0-0	0	0
Donnie Gaunce, g	6	7-9	2	19
Totals	38	31-42	13	107

Halftime: Morehead 51, Marshall 46

Tournament Notes: Marshall's 40 field goals was the most by a team in a single game of the 1956 NCAA Tournament ... Cebe Price's 27 points is the most ever scored by a Marshall player in the NCAA Tournament.

March 16, 1984

Mideast Region

Leading Scorer: LaVerne Evans (22)

Leading Rebounder: Sam Winley (6)

Villanova 84 - Marshall 72

#10 Marshall	FG-FGA	FT-FTA	REB	A	PF	TP
Sam Ervin	1-1	0-0	2	0	2	2
David Wade	4-10	0-2	2	2	5	8
Robert Eppes	2-3	0-0	3	0	4	4
Sam Henry	0-2	1-2	1	2	1	1
LaVerne Evans	9-15	4-5	3	2	2	22
Sam Winley	4-11	1-3	6	1	2	9
Don Turney	6-11	0-0	0	0	2	12
Jeff Battle	5-9	0-2	2	4	1	10
Rod Nelson	2-5	0-0	0	2	4	4
Jeff Richardson	0-0	0-0	0	0	0	0
Michael Dobson	0-0	0-0	0	0	0	0
Bruce Morris	0-0	0-0	0	0	0	0
John Amendola	0-1	0-0	1	1	0	0
Skeeter Roberts	0-0	0-0	0	0	0	0
Totals	33-68	6-14	20	14	23	72

#7 Villanova	FG-FGA	FT-FTA	REB	A	PF	TP
McClain, D	10-11	4-4	3	4	5	24
Pressley, H	6-8	3-5	7	4	3	15
Pinckney, E	7-9	8-10	10	2	4	22
Dobbs, F	3-6	6-7	4	2	0	12
McLain, G	1-2	3-4	0	3	4	5
Wilbur, D	3-6	0-0	1	1	2	6
Everson, C	0-0	0-0	1	0	0	0
Totals	30-42	24-30	26	16	18	84

Halftime: Marshall 40, Villanova 33

Attendance: 10,788

Tournament Notes: Villanova's Pressley, McClain, Pinckney, Wilbur, Everson and McLain all played on the Wildcats 1985 National Championship team that defeated Georgetown, 66-64.

March 11, 1972

Midwest Region

Leading Scorer: Mike D'Antoni (26)

Leading Rebounder: Randy Noll (16), Russell Lee (16)

#9 Louisiana-Lafayette 112 - Marshall 101

Marshall	FG-FGA	FT-FTA	REB	PF	A	TP
Mike D'Antoni	9-22	8-11	9	3	10	26
Bill James	4-14	0-0	6	3	4	8
Tyrone Collins	4-18	3-3	6	3	3	11
Barry Driscoll	2-7	3-6	7	3	0	7
Gary Orsini	2-3	0-4	4	5	0	4
Randy Noll	10-19	1-3	16	5	3	21
John Sark	0-0	0-0	0	0	0	0
Russell Lee	11-29	2-3	16	4	2	24
Totals	42-112	17-30	65	26	22	101

SW Louisiana	FG-FGA	FT-FTA	REB	PF	A	TP
Lamar, D	12-31	11-15	5	0	11	35
Greene, S	0-1	0-0	1	1	1	0
Brisbano, J.	7-12	5-7	5	3	5	19
Haney, M	0-0	1-2	3	4	2	4
Herbert, W	1-1	0-0	0	0	0	2
Saunders, F	0-1	3-4	9	5	2	3
Townsend, P	3-6	3-5	3	2	0	9
Loftin, W	5-6	0-1	11	4	3	10
Ebron, R	14-22	5-7	20	3	1	33
Totals	42-80	28-41	61	22	25	112

Halftime: SW Louisiana 55, Marshall 52

Attendance: 3,976

Tournament Notes: Marshall's 65 rebounds were the most during a single game in the 1972 NCAA Tournament ... Marshall's 42 field goals tied three schools for the most field goals made during a game ... Marshall's 112 field goal attempts were the most during a single game of the tournament ... Mike D'Antoni's 10 assists was the second most by an individual in a single game of the tournament ... Russell Lee's 29 field goal attempts was the fourth most attempts by a player in a single game of the tournament ... Marshall's 101 points was the third highest of the tournament.

March 15, 1985

West Region

Leading Scorer: Skip Henderson (19)

Leading Rebounder: Rodney Holden (6)

AP #11 Virginia Commonwealth 81 - Marshall 65

#15 Marshall	FG-FGA	FT-FTA	REB	A	PF	TP
Jeff Guthrie	2-6	2-2	5	1	4	6
Robert Eppes	4-5	2-2	3	0	1	10
Jeff Richardson	3-8	1-2	4	0	4	7
Skip Henderson	8-15	3-4	4	3	3	19
Bruce Morris	0-2	0-0	1	0	0	0
Rodney Holden	3-3	0-2	6	0	2	6
Kyle Taylor	1-4	0-0	1	1	1	2
Jeff Battle	4-12	2-2	4	4	4	10
John Amendola	0-2	0-0	1	0	0	0
Martin Smith	0-0	0-0	0	0	0	0
Skeeter Roberts	0-0	0-0	1	0	2	0
Maurice Brysone	0-1	1-2	2	0	1	1
Tom Curry	1-4	2-3	1	0	4	4
Totals	26-62	13-19	33	9	26	65

#2 VCU	FG-FGA	FT-FTA	REB	A	PF	TP
Michael Brown	3-6	0-1	3	4	4	6
Neil Wake	2-3	3-4	3	1	4	7
Mike Schlegel	5-10	4-7	6	3	3	14
Calvin Duncan	6-13	7-9	4	5	0	19
Rolando Lamb	12-17	6-7	4	4	3	30
Bruce Allen	0-0	1-3	0	0	0	1
Robert Dickerson	1-3	0-0	3	0	2	2
Phil Stinne	0-0	0-0	1	0	0	0
Alvin Robinson	0-0	0-0	2	0	4	0
Don Franco	0-0	2-2	2	0	0	2
Totals	29-52	23-33	28	17	20	81

Halftime: Virginia Commonwealth 32, Marshall 23



NCAA TOURNAMENT

Individual NCAA Tournament Superlatives

Points 27
 Jon Elmore vs. Wichita State (2018)
 Cebe Price vs. Morehead State (1956)

Field Goals..... 11
 Cebe Price vs. Morehead State (1956)
 Russell Lee vs. Louisiana-Lafayette (1972)(1972)

Free Throws 11
 Jon Elmore vs. Wichita State (2018)

Free Throw Percentage..... 1.000
 Ajdin Penava vs. Wichita State (2018) (4-of-4)

Three-Point Field Goals..... 4
 Jon Elmore vs. Wichita State (2018)
 Skip Henderson vs. Texas Christian (1987)

Three-Point Field Goal Percentage667
 Jansson Williams vs. Wichita State (2018) (2-of-3)

Rebounds 16
 Russell Lee vs. Louisiana-Lafayette (1972)
 Randy Noll vs. Louisiana-Lafayette (1972)

Assists 10
 Mike D'Antoni vs. SW Louisiana (1972)

Team NCAA Tournament Superlatives

Points 101
 vs. Louisiana-Lafayette (1972)

Field Goals..... 42
 vs. Louisiana-Lafayette (1972)

Field Goal Percentage485
 vs. Villanova (33-of-68) (1984)

Free Throws 17
 vs. Louisiana-Lafayette (1972)
 vs. Texas Christian (1987)

Free Throw Percentage..... .810
 vs. Texas Christian (17-of-21) (1987)

Three-Point Field Goals..... 9
 vs. Wichita State (2018)

Three-Point Field Goal Percentage500
 vs. Texas Christian (5-of-10) (1987)

Rebounds 65
 vs. Louisiana-Lafayette (1972)

Assists 22
 vs. Louisiana-Lafayette (1972)

March 12, 1987

East Region

Leading Scorer: Dwayne Lewis (17)
 Leading Scorer: Dwayne Lewis (5)

AP #19 Texas Christian 76 - Marshall 60

#13 Marshall	FG-FGA	3FG-FGA	FT-FTA	REB	A	PF	TP
Rodney Holden	2-4	0-0	3-6	4	0	1	7
Dwayne Lewis	5-14	1-2	3-6	5	3	4	17
Tom Curry	2-2	0-0	6-7	3	0	4	10
Skip Henderson	5-13	4-8	0-0	1	1	1	14
John Humphrey	4-8	0-0	2-2	3	1	4	10
Pete Brown	0-0	0-0	0-0	0	0	0	0
Brian Fish	0-1	0-0	0-0	0	0	0	0
Maurice Brywon	1-3	0-0	0-0	0	0	3	2
Totals	19-45	5-10	17-21	16	5	19	60

#4 TCU	FG-FGA	3FG-FGA	FT-FTA	REB	A	PF	TP
Larry Richard	1-4	0-0	5-6	5	0	4	7
Norman Anderson	3-7	0-0	2-2	4	7	3	8
Tony Papa	2-2	0-0	2-2	2	1	3	6
Jamie Dixon	2-6	1-2	6-7	4	4	2	11
Carven Holcombe	14-17	0-0	2-3	3	5	1	30
Carl Lott	7-9	0-0	0-3	4	1	0	14
Matt Minnis	0-0	0-0	0-0	0	0	1	0
Tom Mortimer	0-0	0-0	0-0	0	2	0	0
Totals	29-45	1-2	17-23	22	20	14	76

Halftime: TCU 38, Marshall 27
Attendance: 11,200

March 16, 2018

East Region

Leading Scorer: Jon Elmore (27)
 Leading Scorer: Conner Frankamp (27)

Marshall-81 - AP No. 16 Wichita State 75

#13 Marshall	FG-FGA	3FG-FGA	FT-FTA	REB	A	PF	TP
Jansson Willimas	4-6	2-3	0-0	7	1	1	10
Ajdin Penava	6-9	0-2	4-4	8	0	5	16
Jarrold West	3-11	2-5	1-2	4	2	1	9
C.J. Burks	6-16	1-3	0-1	3	2	1	13
Jon Elmore	6-13	4-8	11-15	4	4	2	27
Darius George	1-2	0-1	0-0	1	0	1	2
Rondale Watson	2-3	0-1	0-0	0	2	4	4
Totals	28-60	9-23	16-22	30	11	15	81

#4 Wichita State	FG-FGA	3FG-FGA	FT-FTA	REB	A	PF	TP
Rashard Kelly	1-2	0-0	2-3	12	5	2	4
Markis McDuffie	3-8	0-4	2-3	1	0	2	8
Shaquille Morris	6-11	0-1	00-0	8	0	2	12
Landry Shamet	3-13	0-7	5-6	4	8	3	11
Conner Frankamp	10-17	6-10	1-1	3	2	0	27
Zach Brown	0-1	0-1	0-0	3	0	3	0
Austin Reaves	0-5	0-3	0-0	1	2	4	0
Darral Willis Jr.	4-7	2-3	3-4	8	0	1	13
Totals	27-65	8-29	13-17	44	17	18	75

Halftime: Wichita State 37, Marshall 34
Attendance: 10,892



March 18, 2018

East Region

Leading Scorer: Ajdin Penava (18)

Leading Scorer: Jevon Carter (28)

AP #18 West Virginia 94 - Marshall 71

#13 Marshall	FG-FGA	3FG-FGA	FT-FTA	REB	A	PF	TP
Jannson Williams	1-1	1-1	0-0	3	0	1	3
Ajdin Penava	7-9	2-2	2-3	2	6	2	18
Jarrood West	0-3	0-1	2-4	1	4	1	2
C.J. Burks	3-15	2-6	4-4	5	3	2	12
Jon Elmore	4-12	3-9	4-4	2	4	2	15
Christian Thieneman	0-0	0-0	2-4	3	0	0	2
Dani Koljanin	1-2	0-0	0-0	0	0	0	2
Ot Elmore	1-2	1-2	0-0	0	1	4	3
Darius George	3-5	1-2	0-0	0	0	2	7
Rondale Watson	1-4	1-1	0-0	1	0	1	3
Phil Bledsoe	1-2	1-2	0-0	1	0	1	3
Milan Mijovic	0-1	0-0	1-2	1	0	0	1
Totals	22-56	12-26	15-21	24	18	16	71

#18 West Virginia	FG-FGA	3FG-FGA	FT-FTA	REB	A	PF	TP
Wesley Harris	0-0	0-0	0-0	2	1	0	0
Esa Ahmad	3-7	0-1	4-4	7	7	4	10
Sagaba Konate	3-10	0-0	2-2	7	2	2	8
Jevon Carter	10-18	5-7	3-3	4	5	2	28
Dexter Miles Jr.	3-8	3-7	0-0	0	5	2	11
James Bolden	3-5	1-2	4-5	2	2	2	11
Teddy Allen	4-7	0-1	3	3	0	4	8
Chase Harler	0-0	0-0	0	0	0	1	0
Lamont West	6-10	3-7	3-4	10	0	2	18
Maciej Bender	1-1	0-0	0-0	1	1	1	2
Logan Routt	0-0	0-0	0-0	2	0	1	0
Totals	33-66	12-25	16-18	40	19	22	94

Halftime: West Virginia 42, Marshall 25

Attendance: 11,628

NIT SUPERLATIVES

Individual

Points _____	46
George Stone vs. Nebraska (1967)	
Rebounds _____	21
Bob Allen vs. Villanova (1967)	
Field Goals _____	20
George Stone vs. Nebraska (1967)	
Free Throws _____	8
George Stone vs. Rutgers (1967)	
Jim Davidson vs. Marquette (1967)	
3pt Field Goals _____	5
Damier Pitts vs. MTSU (2012)	
Field Goal % _____	.600
Danny D'Antoni vs. Villanova (1967) (9-15)	
Free Throw % _____	1.000
George Stone vs. St. Peters (1968) (7-7)	
3Pt Field Goal % _____	.555
Damier Pitts vs. MTSU (2012) (5-9)	

Team

Points _____	119
vs. Nebraska (1967)	
Rebounds _____	70
vs. St. Peter's (1968)	
Field Goals _____	46
vs. Nebraska (1967)	
Free Throws _____	27
vs. Nebraska (1967)	
3pt Field Goals _____	8
vs. Middle Tennessee State (2012)	
Field Goal % _____	.544
vs. VCU (1988) (31-57)	
Free Throw % _____	.844
vs. Nebraska (1967) (27-32)	
3pt Field Goal % _____	.421
vs. Middle Tennessee State (8-19)	

Career

Points _____	142
George Stone (five games) (28.4)	
Rebounds _____	84
Bob Allen (five games) (16.8)	

Line Scores

Team	1st	2nd	1ot	2ot	Total
Marshall	33	32	6	7	67
Opponents	28	37	6	13	68



March 9, 1967 (Game One)

Madison Square Garden-New York, N.Y.

Leading Scorer: Jim Davidson (21)
 Leading Rebounder: Bob Allen (21)

Marshall 70 - Villanova 68 (overtime)

Marshall (70)	FG	FT-FTA	REB	PF	TP
George Stone	4-19	3-4	7	2	15
Bob Redd	4-13	0-1	11	4	8
Bob Allen	2-3	7-13	21	4	11
Jim Davidson	9-19	3-6	9	4	21
Danny D'Antoni	5-11	5-8	3	3	15
Team			7		
Totals	26-65	18-32	54	17	70

Villanova (68)	FG	FT-FTA	REB	PF	TP
Crews	6-13	1-3	5	5	13
Jones	12-29	4-6	11	3	28
McIntosh	2-2	2-2	4	5	6
McGuire	4-9	2-3	8	1	10
Gillen	0-3	0-2	3	4	0
Gaidjunes	2-4	0-0	4	2	4
Turk	0-1	0-1	4	2	0
May	0-1	0-0	0	1	0
Meichionni	2-6	0-1	2	2	4
McCall	1-3	1-2	3	1	3
Team			7		
Totals	29-71	10-20	51	25	68

Halftime: Marshall 34, Villanova 24

Attendance: 15,357

Tournament Notes: Bob Allen pulled down an amazing 21 rebounds in the game, a Marshall NIT high...Allen also sank the game-winning free throws in overtime with time expired...Villanova's Terry McGuire was the only senior to start for either team.

March 13, 1967 (Game Two)

Madison Square Garden-New York, N.Y.

Leading Scorer: George Stone (46)
 Leading Rebounder: Bob Allen (16)

Marshall 119 - Nebraska 88

Marshall (119)	FG	FT-FTA	REB	PF	TP
George Stone	20-38	6-6	11	2	46
Bob Redd	6-12	5-8	5	2	17
Bob Allen	1-2	1-2	16	4	3
Jim Davidson	8-17	7-8	7	2	23
Danny D'Antoni	9-15	6-6	9	1	24
Joe Dawson	0-1	0-0	0	1	0
Dallas Blankenship	1-1	0-0	2	1	2
Orville Stepp	0-1	0-0	0	2	0
George Watson	0-1	0-0	0	0	0
Keith Blankenship	1-2	2-2	2	1	4
Park W. Beam	0-0	0-0	2	0	0
Team			9		
Totals	46-90	27-32	56	16	119

Nebraska (88)	FG	FT-FTA	REB	PF	TP
Tom Baack	13-24	7-9	10	0	33
Nate Branch	6-12	2-2	8	4	14
Willie Campbell	8-20	1-4	4	4	17
Stuart Lantz	4-14	1-2	8	4	9
Jim Damm	2-5	1-1	4	2	5
Frank Empkey	2-5	0-0	3	1	4
Ron Simmons	1-3	0-0	2	2	2
Roger Leitner	0-2	0-1	2	1	0
Bob Wagner	1-2	0-1	0	0	2
Dan Shaver	0-1	0-0	0	1	0
Charles Stone	0-2	2-2	3	0	2
Team			3		
Totals	37-90	14-22	47	19	88

Halftime: Marshall 58, Nebraska 39

Attendance: 9,322

March 16, 1967 (Game Three)

Madison Square Garden-New York, N.Y.

Leading Scorer: George Stone (24)
 Leading Rebounder: Bob Allen (13)

Marquette 83 - Marshall 78

Marshall (78)	FG	FT-FTA	REB	PF	TP
George Stone	11-25	2-2	5	3	24
Bob Redd	9-20	5-5	10	4	23
Bob Allen	4-4	1-4	13	5	9
Jim Davidson	6-19	8-12	10	4	20
Danny D'Antoni	1-13	0-0	2	5	2
Orville Stepp	0-0	0-0	0	1	0
Dallas Blankenship	0-1	0-0	1	0	0
Joe Dawson	0-0	0-0	0	2	0
Team			6		
Totals	31-82	16-23	47	24	78

Marquette (83)	FG	FT-FTA	REB	PF	TP
George Thompson	12-20	4-6	12	3	28
Brian Brunkhorst	4-8	10-10	13	2	18
Gene Smith	1-6	4-5	14	4	6
Jim Burke	2-5	2-4	4	3	6
Bob Wolf	2-5	2-4	4	3	6
Brad Luchini	1-1	2-2	1	1	4
Dan Anderson	0-0	0-0	0	1	0
Team			3		
Totals	29-60	25-33	50	18	83

Halftime: Marquette 37, Marshall 31

Attendance: 18,499

Tournament Quotes: "If we had tried to run with them, they would have blown us off the court," said Marquette's Bob Wolf. "I don't know anyone in the country that can run with them," said Marquette's head coach. "I know we couldn't."

March 18, 1967 (Game Four)

Madison Square Garden-New York, N.Y.

Leading Scorer: George Stone (26)
 Leading Rebounder: Bob Allen (19)

Rutgers 93 - Marshall 76

Marshall (76)	FG	FT-FTA	REB	PF	TP
George Stone	9-27	8-12	7	2	26
Bob Redd	6-17	2-7	18	5	14
Bob Allen	2-7	3-4	19	5	7
Jim Davidson	5-16	1-1	9	4	11
Danny D'Antoni	7-18	2-5	2	4	16
Dallas Blankenship	1-6	0-0	2	0	2
Orville Stepp	0-1	0-0	0	1	0
Team			6		
Totals	30-92	16-29	63	21	76

Rutgers (93)	FG	FT-FTA	REB	PF	TP
Barry Milankow	1-3	0-1	2	2	2
Doug Clark	5-8	3-7	14	3	13
Bob Greacen	5-9	0-0	7	5	10
Bob Lloyd	17-30	10-11	7	1	44
Jim Valvano	8-15	3-4	5	4	19
Dick Stewart	0-3	1-2	11	4	1
Rick Harley	0-1	0-1	3	3	0
Doug Brittelle	0-2	0-0	1	0	0
Jim Smith	1-1	0-0	1	0	2
Jack Penhall	1-1	0-0	0	0	2
Lou Goetz	0-0	0-0	0	2	0
Bob Budess	0-0	0-0	0	0	0
Team			5		
Totals	38-73	17-26	56	34	93

Halftime: Rutgers 43, Marshall 41

Attendance: 15,357

Tournament Notes: Rutgers featured senior guard Jim Valvano who later went on to coach North Carolina State to the 1983 NCAA Championship.



NATIONAL INVITATION TOURNAMENT

March 14, 1968

Madison Square Garden-New York, N.Y.

Leading Scorer: George Stone (31)

Leading Rebounder: Bob Allen (15)

St. Peter's 102 - Marshall 93 (2ot)

Marshall (93)	FG	FT-FTA	REB	TP
George Stone	12-28	7-7	13	31
Bob Redd	6-18	0-4	13	12
Bob Allen	7-8	0-1	15	14
Jim Davidson	12-24	2-7	8	26
Danny D'Antoni	3-14	4-8	7	10
Ricky Hall	0-1	0-0	2	0
Phil Kazee	0-0	0-0	0	0
Joe Dawson	0-0	0-0	0	0
Orville Stepp	0-0	0-0	0	0
Larry Osborne	0-0	0-0	0	0
Team			12	
Totals	40-93	13-28	70	93

St. Peter's (102)

St. Peter's (102)	FG	FT-FTA	REB	TP
Eloardo Webster	23-36	5-9	17	51
Harry Laurie	4-10	2-2	4	10
Pete O'Dea	10-22	5-8	14	25
Tom MacMahon	4-7	0-0	1	8
Bob Leckie	2-4	2-2	1	4
Ken Grant	1-4	0-0	1	2
Mark Drew	0-3	0-0	1	0
Tom Schwester	0-0	0-0	0	0
Sam DePiano	0-3	0-0	4	0
Gene O'Connell	0-0	0-1	2	0
Team			6	
Totals	44-89	14-22	51	102

Halftime: Marshall 51, St. Peter's 38

Regulation: Marshall 83, St. Peter's 83

First Overtime: Marshall 89, St. Peter's 89

Attendance: 15,357

March 18, 1973

Madison Square Garden-New York, N.Y.

Leading Scorers: Randy Noll & Mike D'Antoni (20)

Leading Rebounder: Randy Noll (13)

Fairfield 80 - Marshall 76

Marshall (76)	FG	FT-FTA	REB	TP
Bill James	3-12	4-4	5	10
Randy Noll	8-17	4-7	13	20
Wayne Smith	2-6	0-0	7	4
Mike D'Antoni	8-19	4-4	3	20
Tyrone Collins	6-13	0-0	1	12
Eric Bachelor	2-3	2-4	2	6
Greg Imperi	0-2	2-2	1	2
Joe Hickman	0-0	0-0	1	0
Frank Austin	1-1	0-0	1	2
Kim Humphreys	0-1	0-0	0	0
Bill Mannefeld	0-0	0-0	0	0
Team			7	
Totals	30-75	16-22	34	76

Fairfield (80)

Fairfield (80)	FG	FT-FTA	REB	TP
Rehn	5-12	3-4	11	13
Rogers	7-15	5-5	8	19
Bradley	2-3	0-0	1	4
Groom	8-19	7-9	3	23
Ryan	1-2	2-2	5	4
Kelly	6-12	2-5	9	14
Duffy	0-3	3-6	8	3
Lademan	0-0	0-1	0	0
Team			11	
Totals	29-66	22-32	46	80

Halftime: Marshall 43, Fairfield 38

Attendance: 13,904

March 16, 1988

Cam Henderson Center - Huntington, W.Va.

Leading Scorer: Skip Henderson (30)

Leading Rebounder: Rodney Holden (9)

Virginia Commonwealth 81 - Marshall 80

Marshall (80)	M	FG	3FG	FT	REB	PF	A	TP
Rodney Holden	36	3-5	0-0	0-1	9	3	0	6
John Taft	36	5-10	0-0	6-8	6	4	2	16
Tom Curry	30	6-10	0-0	3-4	6	5	1	15
Skip Henderson	39	11-19	3-8	5-6	3	3	3	30
Andy Paul Williamson	37	5-10	0-5	0-0	5	2	7	10
John Humphrey	5	0-1	0-0	0-0	0	1	0	0
Brian Fish	3	0-0	0-0	0-0	0	1	0	0
Maurice Bryson	14	1-2	0-0	1-3	2	3	0	3
Team					6			
Totals	200	31-57	3-13	15-22	37	22	13	80

VCU (81)

VCU (81)	M	FG	3FG	FT	REB	PF	A	TP
John Thompson	35	7-13	0-0	5-7	11	1	1	19
Phil Stinnie	38	7-20	1-4	4-5	4	4	4	19
Bruce Pettway	13	2-4	0-0	0-2	3	5	0	4
Vince Wilson	19	3-5	0-0	1-2	2	3	3	7
Chris Cheeks	40	7-15	1-5	6-6	6	2	2	21
Derrick McGhee	14	1-5	0-0	3-4	2	1	0	5
Mike Brown	4	0-0	0-0	0-0	0	0	0	0
Lou Bryant	1	0-1	0-0	0-0	0	0	0	0
Lionel Bacon	23	1-2	0-0	0-0	1	1	2	2
Martin Henlan	13	2-5	0-0	0-1	4	5	0	4
Team					7			
Totals	200	30-78	2-9	19-27	42	22	12	81

Halftime: Marshall 41, VCU 33

Attendance: 10,048

March 13, 2012

Murphy Center - Murfreesboro, Tenn.

Leading Scorer: Damier Pitts (19)

Leading Rebounder: Dennis Tinnon (11)

Middle Tennessee 86 - Marshall 78

Marshall (78)	M	FG	3FG	FT	REB	PF	A	TP
Dennis Tinnon	29	7-11	1-1	3-4	11	3	1	18
Robert Goff	17	0-2	0-0	1-2	2	4	0	1
Damier Pitts	34	7-16	5-9	0-0	3	4	1	19
Shaquille Johnson	31	4-10	1-4	2-2	4	5	2	11
DeAndre Kane	32	3-12	0-2	7-10	7	5	3	13
Chris Martin	4	0-1	0-1	0-0	0	0	0	0
Jamir Hanner	2	0-0	0-0	0-2	1	0	0	0
Dago Pena	0	1-2	1-2	3-4	0	0	0	6
Nigel Spikes	23	5-5	0-0	0-0	5	2	1	10
Yous Mbao	9	0-0	0-0	0-0	1	3	0	0
Team					2			
Totals	200	27-59	8-19	16-24	36	26	8	78

Middle Tennessee (86)

Middle Tennessee (86)	M	FG	3FG	FT	REB	PF	A	TP
LaRon Dendy	37	7-16	0-2	4-11	13	2	3	18
Bruce Massey	28	3-6	0-0	1-3	9	1	7	7
Marcos Knight	14	3-6	0-1	2-2	5	3	3	8
Raymond Cintron	23	4-8	2-5	2-2	0	3	1	12
JT Sulton	23	5-6	0-0	6-8	3	4	1	16
James Gallman	14	1-3	1-2	0-0	0	0	0	3
Shawn Jones	20	7-9	0-0	1-3	0	3	0	15
Jimmy Oden	17	0-1	0-0	2-2	0	2	8	2
Torin Walker	1	0-0	0-0	0-0	0	0	0	0
Jason Jones	3	0-1	0-0	0-0	0	2	0	0
Kerry Hammonds	20	2-5	1-2	0-0	6	1	0	5
Team					2			
Totals	200	32-61	4-12	18-31	38	21	23	86

Halftime: Middle Tennessee 39, Marshall 30

Attendance: 4,556



MARSHALL IN THE C-USA TOURNAMENT

Team Records

POINTS (REGULATION GAME)	97, vs. Houston (3/9/11)
POINTS (OVERTIME GAME)	105, vs. Tulsa (3/8/12)
REBOUNDS	49, vs. Florida Atlantic (3/8/17)
ASSISTS	22, vs. Louisiana Tech (3/10/17)
BLOCKS	7, vs. Florida Atlantic (3/8/17)
STEALS	11, vs. Tulane (3/12/08) and vs. Tulane (3/8/06)
FIELD GOALS MADE	36, vs. Tulsa (3/8/12)
**3-POINTERS MADE	19, vs. Louisiana Tech (3/10/17)
FREE THROWS MADE	32 vs. UTSA (3/8/18)
	32, vs. Houston (3/9/11)

Year-by-Year Results

2005-06 (Memphis - FedEx Forum - No. 9 seed)	
3/8/06 (8) Tulane	L, 64-58
2006-07 (Memphis - FedEx Forum - No. 8 seed)	
3/7/07 (9) UAB	W, 53-52
3/8/07 (1) Memphis	L, 92-71
2007-08 (Memphis - FedEx Forum - No. 8 seed)	
3/12/08 (9) Tulane	L, 48-47
2008-09 (Memphis - FedEx Forum - No. 7 seed)	
3/11/09 (10) Rice	L, 60-59
2009-10 (Tulsa, Okla - BOK Center - No. 4 seed)	
3/11/10 (5) Tulsa	L, 80-64
2010-11 (El Paso, Texas - Don Haskins Center - No. 6 seed)	
3/9/11 (11) Houston	W, 97-87
3/10/11 (3) UTEP	L, 77-65
2011-12 (Memphis - FedEx Forum - No. 6 seed)	
3/7/12 (11) SMU	W, 74-56
3/8/12 (3) Tulsa	W, 105-100 3OT
3/9/12 (2) Southern Miss	W, 73-62
3/10/12 (1) Memphis	L, 83-57
2012-13 (Tulsa - BOK Center - No. 9 seed)	
3/13/13 (8) Tulane	L, 66-64
2013-14 (El Paso - Don Haskins Center - No. 14 seed)	
3/11/14 (11) Florida Atlantic	W, 63-59
3/12/14 (6) Old Dominion	L, 73-58
2014-15 (Birmingham, Ala. - BJCC - No. 12 seed)	
3/11/15 (5) Western Kentucky	L, 59-45
2015-16 (Birmingham, Ala. - BJCC - No. 3 seed)	
3/10/16 (6) UTEP	W, 87-85
3/11/16 (2) Middle Tennessee	L, 99-90
2016-17 (Birmingham, Ala. - BJCC - No. 6 seed)	
3/8/17 (11) Florida Atlantic	W, 89-74
3/9/17 (3) Old Dominion	W, 64-63
3/10/17 (2) Louisiana tech	W, 93-77
3/11/17 (1) Middle Tennessee	L, 83-72
2017-18 (Frisco, Texas - Ford Center - 3 seed)	
3/8/18 (5) UTSA	W, 95-81
3/9/18 (9) Southern Miss	W, 85-75
3/10/18 (2) WKU	W, 67-66

The Herd's C-USA Tournament Record When...

Overall:	10-10
In Memphis:	4-5
In Tulsa:	0-2
In El Paso:	2-2
In Birmingham:	4-3
In Frisco:	3-0
No. 3 seed:	1-1
No. 4 seed:	3-1
No. 6 seed:	4-2
No. 7 seed:	0-1
No. 8 seed:	1-2
No. 9 seed:	0-2
No. 12 seed:	0-1
No. 14 seed:	1-1

C-USA All-Tournament Team

- DeAndre Kane (2012)
- Dennis Tinnon (2012)
- Stevie Browning (2017)
- Jon Elmroe (2017)
- Jon Elmore (2018)
- Ajdin Penava (2018)

C-USA MVP

- Jon Elmore (2018)

Individual Game Records

POINTS	
40	DeAndre Kane vs Tulsa (3/8/12)
29	C.J. Burks vs. UTSA (3/8/18)
28	Damier Pitts vs. Houston (3/9/11)
27	Jon Elmore vs. WKU (3/10/18)
26	Jon Elmore vs. Southern Miss (3/9/18)
25	Shaquille Johnson vs. Tulsa (3/8/12)
24	Stevie Browning vs. Old Dominion (3/9/17)
24	Damier Pitts vs. Southern Miss (3/9/12)
22	Stevie Browning vs. Florida Atlantic (3/8/17)
22	DeAndre Kane vs. Tulane (3/13/13)

REBOUNDS

15	Dennis Tinnon vs. SMU (3/7/12)
14	Ryan Taylor vs. UTEP (3/10/16)
13	Dennis Tinnon vs. Southern Miss (3/9/12)
12	Ajdin Penava vs. UTSA (3/8/18)
12	Dennis Tinnon vs. Tulsa (3/8/12)
11	Ryan Taylor vs. Louisiana Tech (3/10/17)
11	Terrence Thompson vs. Old Dominion (3/9/17)
11	Terrence Thompson vs. Florida Atlantic (3/8/17)
11	Shawn Smith vs. Old Dominion (3/12/14)
11	Dennis Tinnon vs. Tulane (3/13/13)

ASSISTS

11	Jon Elmore vs. UTSA (3/85/18)
10	Damier Pitts vs. Houston (3/9/11)
9	Jon Elmore vs. Southern Miss (3/9/18)
9	Damier Pitts vs. UTEP (3/10/11)
7	Stevie Browning vs. Louisiana Tech (3/10/17)
7	Chris Ross vs. UAB (3/7/07)
7	DeAndre Kane vs. Southern Miss (3/9/12)

STEALS

4	Darryl Merthie vs. Rice (3/11/09)
3	Austin Loop vs. Western Kentucky (3/11/15)
3	9x, last Shaquille Johnson vs. Memphis (3/10/12)

BLOCKS

6	Hassan Whiteside vs. Tulsa (3/11/10)
5	Ryan Taylor vs. Old Dominion (3/9/17)
4	Mark Patton vs. Tulane (3/8/06)
3	JP Kambola vs. Western Kentucky (3/11/15)
3	Robert Goff vs. SMU (3/7/12)
3	Nigel Spikes vs. Tulane (3/13/13)

FIELD GOALS MADE

*15-32	DeAndre Kane vs. Tulsa (3/8/12)
10-19	Stevie Browning vs. Old Dominion (3/9/17)
9-21	Jon Elmore vs. WKU (3/10/18)
9-16	C.J. Burks vs. UTSA (3/8/18)
9-14	Stevie Browning vs. Middle Tennessee (3/11/16)
9-16	Ryan Taylor vs. UTEP (3/10/16)
8-9	Dennis Tinnon vs. Tulane (3/13/13)
8-13	Chris Thomas vs. Florida Atlantic (3/11/14)

3-POINTERS MADE

7-13	Jon Elmore vs. WKU (3/10/18)
7-12	Jon Elmore vs. Louisiana Tech (3/10/17)
6-13	Austin Loop vs. UTEP (3/10/16)
5-10	Jon Elmore vs. Southern Miss (3/9/18)
4-6	Shaquille Johnson vs. Southern Miss (3/9/12)

FREE THROWS MADE

**14-18	Shaquille Johnson vs. Tulsa (3/8/12)
**14-18	Damier Pitts vs. Houston (3/9/11)
11-12	Ajdin Penava vs. UTSA (3/8/18)
10-19	Stevie Browning vs. Old Dominion (3/9/17)
9-9	C.J. Burks (3/8/18)
9-11	DeAndre Kane vs. Tulsa (3/8/12)

DOUBLE DOUBLES

23 points, 12 rebounds	Ajdin Penava vs. UTSA (3/8/18)
15 points, 11 assists	Jon Elmore vs. UTSA (3/8/18)
10 points, 11 rebounds	Ryan Taylor vs. Louisiana Tech (3/10/17)
10 points, 11 rebounds	Terrence Thompson vs. Old Dominion (3/9/17)
15 points, 10 rebounds	Tirrell Baines vs. Tulane (3/12/08)
14 points, 10 rebounds	Hassan Whiteside vs. Tulsa (3/11/10)
21 points, 10 rebounds	DeAndre Kane vs. Houston (3/9/11)
28 points, 10 assists	Damier Pitts vs. Houston (3/9/11)
10 points, 13 rebounds	Dennis Tinnon vs. Southern Miss (3/9/12)
14 points, 12 rebounds	Dennis Tinnon vs. Tulsa (3/8/12)
16 points, 11 rebounds	Dennis Tinnon vs. Tulane (3/13/13)
15 points, 11 rebounds	Shawn Smith vs. Old Dominion (3/12/14)
21 points, 14 rebounds	Ryan Taylor vs. UTEP (3/10/16)
13 points, 11 rebounds	James Kelly vs. UTEP (3/10/16)

** Ties C-USA Tournament Record



1946-47 NAIB NATIONAL CHAMPIONS

The "Big Green" of Marshall breezed through the 1946-47 regular season with a record of 27-5 before accepting an invitation to the National Association of Intercollegiate Basketball Tournament (today's NAIA). Marshall was the 13th team to be invited to the 32-team tournament. Other schools included Arizona State, New Mexico, Youngstown State, Loyola, Eastern Illinois, Western Carolina and Texas Wesleyan, which had the nation's leading scorer in Cliff McNeely, who scored 479 points in 30 games.

To save money on travel and food, head coach Cam Henderson took only eight players to Kansas City for the tournament; Bill Hall, Gene "Goose" James, Andy Tonkovich, Bill Toothman, Mervin Gutshall, Bob Wright, Dick Erickson and Jim Bakalis. Co-captain Albert "Babe" Mazza was left at home because of an injury and student manager Johnny Wellman, whom Henderson called "the best student manager I have ever had," had to stay home in order to graduate.

The "Big Green" opened the tournament against River Falls Teachers College of Wisconsin (now know as UW-River Falls). A crowd of over 5,000 immediately adapted the Herd as its tournament favorite as Bill Hall scored 34 points in a record setting 113-80 rout.

Marshall wowed the crowd with its warm-up as well as its game. Henderson developed the "King Drill," a flashy, quick-moving ballhandling drill that was later adopted by the Harlem Globetrotters for their "Sweet Georgia Brown" warm-up. During the game, the crowd was delighted by the Big Green "breaking fast all the time." Even Henderson said after the first night "about 75 percent were for us the rest of the way."

In front of 6,000 fans on Wednesday night, the Herd got a free throw from Andy Tonkovich with eight seconds left to win 55-54 over Hamline University (St. Paul, Minn.), after Marshall rallied from a 54-48 deficit with two minutes left to play.

Next up for the Herd was a Thursday night, 10 p.m. contest against Eastern Washington. Gutshall became the third Marshall player in as many games to lead the team in scoring as he poured in 20 points in a 56-48 win. Tonkovich added 13 while Hall had 12.

As the field had reached its Final Four, it included Arizona State, Mankato (Minn.) State and Marshall's next opponent, the Emporia (Kan.) State Hornets. Emporia had been tagged as the pre-tournament favorite and would take the Herd to overtime in what was called the most exciting game of the tournament.

Friday night's 9 p.m. start was attended by a then record crowd of over 8,000 fans. Marshall trailed by as many as 10 in the second half before tying the game and sending it to overtime. It would take a miracle shot for a team of destiny to have a shot at the title.

Toothman, who had only scored eight points on the night, was playing defense with the rest of the Herd as the Hornets tried to freeze the last 2:30 of overtime off the clock with a 55-54 lead. With 20 seconds remaining, Emporia missed a close shot and Marshall came down with the rebound. Toothman took the outlet pass and not knowing exactly how much time was left, took a 50-footer that "slipped through without even touching the net" according to the Associated Press. Marshall would steal Emporia's inbound pass and hang on for a 56-55 overtime win.

Only one team stood between Marshall and the championship. "Methodical" Mankato State, as it was called by the AP, had defeated Arizona State in the second game on Friday, 52-46. The Herd was on a roll and was not to be denied.

Marshall defeated Mankato (now known as Minnesota State-Mankato), 73-59, in front of 8,500 fans in Kansas City to give the Herd its first (and only) national basketball championship. The crowd had set another attendance record and was treated to an outstanding performance by Hall, who scored 27 points.

Hall, James and Tonkovich were named first-team NAIB All-Americans following the tournament. Toothman was picked as captain of the second-team All-NAIB, while Gutshall made honorable-mention despite scoring 68 points, good for third best in the tournament. Wright, Erickson and Bakalis had played in each of the five games, making it truly a team effort.

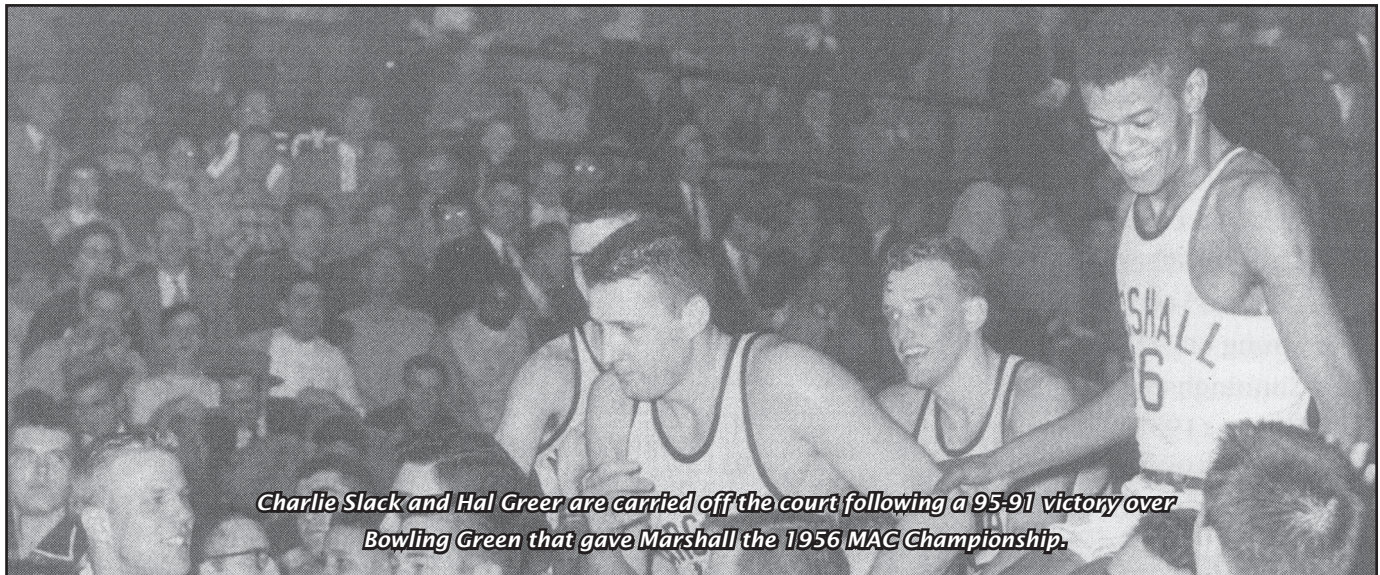
Championship Roster

Coach Cam Henderson

- Fred Altizer
- Jim Bakalis
- Dick Erickson
- Mervin Gutshell
- Bill Hall (Captain)
- Gene James
- Ed Little
- Al Mazza
- Captain Andy Tonkovich
- Bill Toothman
- Jimmy Van Zant
- Bob Wright

1946-47: 32-5			
HEAD COACH: Cam Henderson			
NAIB NATIONAL CHAMPIONS			
D -	Kentucky Wesleyan	H	W 76-53
D -	Morehead State	H	W 54-50
D -	Xavier	H	W 56-47
D20	Murray State	H	W 68-59
Midwest Tournament			
D -	Eastern Illinois	N1	W 67-60
D -	Indiana State	A	W 66-58
D -	Xavier	N1	W 75-58
J 2	Toronto	H	W 84-40
J 3	Creighton	H	W 54-46
J -	Charleston (W.Va.)	-	W 86-65
J -	Akron	A	W 63-61
J -	Concord	A	W 87-45
J 17	Xavier	A	W 53-41
J -	Dayton	H	W 65-61
J -	Concord	-	W 86-47
J -	Morehead State	A	W 69-65
J -	West Liberty State	-	W 94-44
J 31	Cincinnati	H	L 54-66
F -	Kentucky Wesleyan	A	W 61-53
F -	West Liberty State	-	W 72-49
F 8	Louisville	H	W 62-55
F -	Charleston (W.Va.)	-	W 44-34
F -	DePauw	-	W 73-58
F 18	Cincinnati	A	L 42-53
F 19	Miami (Ohio)	N2	L 56-62
F -	Dayton	A	W 79-53
F -	Evansville	H	L 69-73
F -	Concordia	-	W 62-61
F 27	Bradley	A	L 51-62
F 28	Illinois Wesleyan	A	W 70-60
M 1	Hawaii	H	W 84-57
M 2	Fort Knox	H	W 85-62
NAIB National Tournament			
M 5	UW-River Falls	N3	W 113-80
M 7	Hamline	N3	W 55-54
M 8	Eastern Washington	N3	W 56-48
M 9	Emporia State	N3	W 56-55
M 10	Minn. State-Mankato	N3	W 73-59
(N1) Terre Haute, Ind.			
(N2) Cincinnati, Ohio			
(N3) Kansas City, Mo.			





Charlie Slack and Hal Greer are carried off the court following a 95-91 victory over Bowling Green that gave Marshall the 1956 MAC Championship.

1955-56 Marshall Captures Mid-American Conference Crown

Under the direction of Jule Rivlin, the Thundering wins its first Mid-American Conference Championship and made its first NCAA Tournament appearance. Charlie Slack finished his career with two NCAA rebounding records, including the still-standing mark of 25.6 boards per game for one season. Slack also led the team in scoring with a 22.5 points per game average. The team also featured future NBA Hall-of-Famer, Hal Greer. Marshall lost to Morehead State, 107-92, in the NCAA Tournament.

1966-67 Herd Finish Fourth in NIT

Marshall goes 20-8 on the season and finishes fourth in the National Invitation Tournament. Marshall University Athletic Hall of Fame (1999) inductee George Stone set NIT and Madison Square Garden records as he scored 46 points versus Nebraska. Stone led the Herd in scoring on the season, averaging 24.4 points per contest.

In the NIT, Marshall defeated Villanova and Nebraska before falling to Marquette and Rutgers. George Stone was named to the All-NIT team.

1971-72 Thundering Herd Cracks Associated Press Top-10

Coach Carl Tacy's squad finished the season with a 23-4 mark en route to the school's second NCAA Tournament appearance. The Herd achieved a high ranking of No. 8 in the weekly Associated Press Poll. Russell Lee was named All-American and became the Milwaukee Bucks' first-round selection in the NBA Draft.

1983-84 Marshall Wins Southern Conference Championship

Marshall won 25 games and captured the Southern Conference title. The Herd fell victim to Villanova in the first round of the NCAA Tournament. LaVerne Evans led the Herd in scoring with a 20.5 points per game average.

1984-85 Herd Repeats as Southern Conference Champions

Marshall won its second consecutive Southern Conference Tournament championship but fell to Virginia Commonwealth in the first round of the NCAA Tournament. Skip Henderson, Marshall's all-time leading scorer, led the team in scoring as a freshman with 17.7 points per game.

1986-87 Marshall Sweeps Southern Conference Championship

The Thundering Herd wins both the Southern Conference regular season and tournament championships. Marshall won 25 games on the season and made its fifth trip to the NCAA Tournament. Skip Henderson leads the team in scoring for the third year in a row with a 21.0 points per game average.

2017-18 Marshall Snaps the 31-Year Drought

The Thundering Herd won its first ever NCAA Tournament game, got into the NCAA Tournament for the first time in 31 years, won its first Conference USA Championship and won 25 games. Other on the court honors included Jon Elmore, C.J. Burks and Ajdin Penava combining for six C-USA Player of the Week awards, three all-conference honors, one C-USA Tournament MVP, two all-tournament selections and one Defensive Player of the Year award. It was the second time three Marshall men's basketball players have been named to all-conference team in the same year since Keith Veney, John Brannen and Sidney Coles accomplished that in 1997.

**1906-07****Coach Luther B. Crotty**

Luther Crotty
Dickens
Will Foster
E.B. Henson
Lawrence Hoover
Robert Larew
Miner Smith-Captain
William Spruce
Harold Tompkins

1907-08**Coach Luther B. Crotty**

Stanley Coffman
Luther Crotty
John Foster
Will Foster
E.B. Henson
Clinton Myer
Woodyard Pool
Miner Smith
William Spruce-Captain
Harold Tompkins

1908-09**Coach Boyd Chambers**

Boyd Chambers
Will Foster Hager
Guy Middleton
Clinton Myer
William Spruce-Captain

1909-10**Coach Boyd Chambers**

Homer Bailey
Howard Brackman
Eric Faulk
William Jones
Charles Myers
Bill Strickling
John Shultz
Wellington Yates

1910-11**Coach Boyd Chambers**

John Archer
Fred Bailey
Homer Bailey
Tracy Bailey
George Morrow
Bill Strickling
Harry "Cy" Young

1911-12**Coach Boyd Chambers**

Fred Bailey
Tracy Bailey-Captain
Jesse Callahan
Cliff Foster
Roscoe Fowler
George Morrow
Bill Strickling
Harry "Cy" Young

1912-13**Coach Boyd Chambers**

Fred Bailey
Tracy Bailey
Jesse Callahan-Captain
James Henderson
George Lyon
William Clyde Miller
George Morrow
Emray Quinlin

1913-14**Coach Boyd Chambers**

Richard Amrick
Fred Bailey
Jesse Callahan
William Cundiff

Mac Doolittle

Evertt Lawrence
William Clyde Miller
William Nagle

1914-15

Dropped Middle of Season due to
no place to play

1915-16

No Basketball

1916-17**Coach Boyd Chambers**

Everett Callaway
Dayton Carter
Dexter Echols
Jess Echols
Carl Pettry
Howard Pettry
Charles Price
Ernest Winters
Bradley Workman

1917-18**Coach Carl Shipley**

Daniel Cable
Maurice Foose
Robert Knode
Stewart Knode
Thomas Martin
Dewey McCarraher-Captain
Carl Pettry
Ernest Winters

1918-19

No Basketball

1919-20

No Basketball

1920-21**Coach Herbert Cramer**

Carl Anderson
Earl Burton
Eugene Campbell
Frank "Red" Crist-
Captain
Earl "Duke" Farrington
John Gillespie
Issac Pitsenberger
Orra Purdue
Ellis Rece
Clyde Sowards

1921-22**Coach Gerald Sutton**

Earl Burton
Frank Crist
Johnson Fry
John Gillespie
Hankes or Hackes
Cline Jackson
Orra Purdue
Issac Pitsenberger
Dave Richmond

1922-23**Coach J.E.R. Barnes**

Earl Burton
Frank Crist
Edgar Crowe
Earl Farrington
Shorty Hamilton
Ray Johnson
Clyde Lady
Lee McCaffrey
Issac Pitsenberger
Orra Purdue
George Queen
Dave Richmond

1923-24**Coach Bill Strickling**

Carl Anderson
Frank Crist
Earl Farrington
Issac Pitsenberger
George Queen
Harold Ridenour
Herber Riffe
Stanley Smooth
Honaker "Hoge" White

1924-25**Coach Russ Meredith**

Whitney Coffman
Frank Crist
Earl Farrington
Carol Kitts
Lee McCaffrey
Harold Nichols
Jimmy Post
George Queen-Captain
Stanley Smooth
Alton "Tubby" Stealy

1925-26**Coach Guy Fiber**

Assistant Bill Strickling
Dwight Blaine
Julian Bragg
Frank Crist
Fred Huff
Lee McCaffrey
Jackie McKnown
Harold Nichols
Mark Page
Archie Peterson
Luther Poling
John Young

1926-27**Coach Roy Hawley**

Assistant Bill Strickling
Dwight Blaine
Carl Bunten
Brady Knight
Frank Lake
Meredith McComas
Homer McCoy
Jackie McKnown
Harold Nichols
Luther Poling
Frank Porter
Ersel Toler
Johnnie Watson

1927-28**Coach John Stuart**

Eli Barack
Paul Casey
Adam Colasky
Homer McCoy
Jackie McKnown
Harold Nichols
Frank Porter
Tom Stark
Ralph Steele
Johnnie Watson
Pete Wilson
John Rogers
Tom Stark
Johnnie Watson
Pete Wilson

1929-30**Coach John Stuart**

DuMont Austin
Bud DuBois
Ramey Hunter
Marvin Laird
Homer McCoy
Byron Morris

Jeff Rife

John Rogers
Tom Stark
Johnnie Watson
Pete Wilson

1930-31**Coach John Stuart**

Lawrence Gill
Otho Greenlee
Don Humphreys
Ramey Hunter
Marvin Laird
John McKnown
Byron Morris
Jim Patton
Len Priode
John Rogers
Tom Stark
Pete Wilson

1931-32**Coach Tom Dandeleit**

Assistant Skeets Farley
Mack Beard
Joe Chetwin
Pee Wee Childers
Lawrence Gill
Otho Greenlee
Marvin Laird
Hunter Kincaid
Tom Hallanan
Ramey Hunter
Art Jones
Carl McComas
Byron Morris
Oscar Newman
Harry Paxton
Forrest Poerce
John Rogers
Luther Woods

1932-33**Coach Tom Dandeleit**

Assistant Skeets Farley
Jim Barney
Mack Beard
Vince Donohoe
Charles Eubanks
Lawrence Gill
Otho Greenlee
Tom Hallanan
Don Humphreys
Ramey Hunter
Byron Morris
Robert Morris

1933-34**Coach Tom Dandeleit**

Asst. Skeets Farley
Mack Beard
Vince Donohoe
Captain Lawrence Gill
Tom Hallanan
Don Humphreys
Tom Huron
Fred Hurt
Hunter Kincaid
Earl Lykins
Len Priode
Earl Wellman

1934-35**Coach Tom Dandeleit**

Asst. Francis Farley
Raynor Burcham
George Clark
Emerson Floyd
Tom Hallanan
Fred Hurt
Buddy Kaiser
Hunter Kincaid

Earl Lykins

Elmo Patrick
John Stephens
Earl Wellman
Lewis Wilcox
Ed Wilgus
Herndon Wilkes

1935-36**Coach Cam Henderson**

Merle Bais
Raynor Burcham
Tom Huron
Jim Provence
Dick Sidebottom
Bill Smith
Bill Vest
Charles Watson
Captain Earl Wellman
Lewis Wilcox

1936-37**Coach Cam Henderson**

George Ayerman Casey
John or Harold Cox
Henry Green
Tom Huron
Buck Jamison
Herb Royer
J.B. Russell
Bill Smith
Bill Vest
Charles Watson
Lewis Wilcox

1937-38**Coach Cam Henderson**

George Ayerman
Elmer Bauld
Yost Cunningham
Everett Elkins
Buck Jamison
John Morlock
Aldo Paletti
Jule Rivlin
Charles Watson
Lewis Wilcox

1938-39**Coach Cam Henderson**

Elmer Bauld
Yost Cunningham
Andy D'Antoni
Andy Houvouras
Harold McCloud
Jack Morlock
Harold Mosser
Aldo Paletti Pugh
Jule Rivlin
Roger Tricot

1939-40**Coach Cam Henderson**

Elmer Bauld
Danny Benda
Yost Cunningham
Harold McCloud
Joe Morecraft
Jack Morlock
Aldo Paletti
Jule Rivlin
Jim Treacy
Roger Tricot

1940-41**Coach Cam Henderson**

Danny Benda
Frank Griffin
Andy Houvouras
Harold McCloud
Joe Morecraft
Eddie Straight

ALL-TIME ROSTER



Roger Tricott
Harold Willey
Jim Wilson

1941-42**Coach Cam Henderson**

Danny Bendo
Jim Capehart
Jackie Chapman
Merv Gutshell
Al Mazza
Joe Morecraft
Eddie Straight
Harold Willey
Jim Wilson

1942-43**Coach Cam Henderson**

Jimmy Capehart
Jackie Chapman
Dick Erickson
Jim Glass
Merv Gutshell
Jim Hoover
Gene James
Al Mazza
Joe Morecraft Rutherford

1943-44**Coach Cam Henderson**

Fred Altizer
Don Brown
Jim Bunton
Captain Jim Glass
Tom Lucas
Haven May
Alvin Morgan
Sonny Morgan
Bill Phillips
Preacher Sasseraman
Elmer Todd
Bill Toothman
Jim Warne

1944-45**Coach Cam Henderson**

Frank Ballenger
Dick Bias
Don Brown
Cleveland Burgess
Paul Defenbaugh
Captain Jim Glass
Bill Hall
Freddie Harrison
Charles Leftwich
Jim Morris
Wallace Nichols
Bill Schriener
Andy Tonkovich
Captain Bill Toothman
Ed Tusina
Roger Wood

1945-46**Coach Cam Henderson**

Dink Allen
Don Brown
Jim Campbell
George Carter
George Conley
Bill Hall
Ed Little
Dick Maddox
Harold Mosser
Charles Pell
Pete Petrone
Baacher Reed
Joe Rodak
Andy Tonkovich
Jim White
Harold Willey

1946-47**Coach Cam Henderson**

Fred Altizer
Jim Bakalis
Dick Erickson
Merv Gutshell
Captain Bill Hall
Gene James
Ed Little
Al Mazza
Captain Andy Tonkovich
Bill Toothman
Jimmy Van Zant
Bob Wright

1947-48**Coach Cam Henderson**

Dick Erickson
Gene James
Jerry Katz
Bob Koontz
Ed Lambert
Marion Newman
Andy Tonkovich
Bill Toothman
Bob Wetzel
Fred White
Norman Willey
Jim Wilson
Bob Wright

1948-49**Coach Cam Henderson**

Assistant Herb Royer
Glen Cline
Don Davis
Dick Erickson
Bob Koontz
John Monnig
Ivan Repass
Bill Somerville
Bob Stanfil
Bill Toothman
George White
Jim White
Norman Willey
Bob Wright
Carl York

1949-50**Coach Cam Henderson**

Joe Ambrose
Ed Ball
Millard Bowman
Don Brown
Glen Cline
Jim Hatfield
Sid King
Bob Koontz
Jim Lamb
Ed Lambert
Bruce McLin
Ivan Repass
Bill Somerville
Bob Wenzel
George White
Captain Bob Wright
Carl York

1950-51**Coach Cam Henderson**

Joe Ambrose
Charles Bolden
Don Brown
Glen Cline
John Griffith
Jim Hatfield
Sid King
Bob Knootz
Jim Lamb
Ed Lambert
Bob Lowe

Bruce McLin
Marvin Meredith
Herb Morris
Walt Walowac

1951-52**Coach Cam Henderson**

Lewis Burns
Glen Cline
Frank Crum
John Crum
Jack Ferguson
Ray Frazier
Paul Hopper
Sid King
Jim Lamb
Bob Lowe
Nard Pergrem
Walt Walowac

1952-53**Coach Cam Henderson**

Jim Barton
Bob Bias
Lewis Burns
Frank Crum
Jack Ferguson
Ray Frazier
Jerry Gillen
Sid King
George Lambros
Herbie Morris
Bunny Naum
Dave Robinson
Charlie Slack
Walt Walowac
Carl York

1953-54**Coach Cam Henderson**

Bob Bradley
Frank Crum
Jerry Gillen
Paul Hopper
Bob Lowe
Herbie Morris
Dave Robinson
Charlie Slack
Walt Walowac

1954-55**Coach Cam Henderson**

Bob Ashley
Lewis Burns
Frank Crum
Ray Frazier
Paul Hopper
Joe Hunnicutt
Sonny Parkins
Jerry Pierson
Cebe Price
Dave Robinson
Charlie Slack
Paul Underwood

1955-56**Coach Jule Rivlin**

Bob Ashley
Dave Dingess
Jack Freeman
Hal Greer
Joe Hunnicutt
Dave Kirk
John Mayfield
Sonny Parkins
Jerry Peirson
Cebe Price
Charlie Slack
Paul Underwood

1956-57**Coach Jule Rivlin**

Sonny Allen
Bob Ashley
Leo Byrd
Lee Canterbury
John Derrow
Dave Dingess
Jack Freeman
Hal Greer
Dave Kirk
John Mayfield
Jerry Peirson
Cebe Price
Paul Underwood

1957-58**Coach Jule Rivlin**

Brooks Adkins
Sonny Allen
Leo Byrd
Herm Comer
John Derrow
Jack Freeman
Hal Greer
Dick Hall
Tim Hollandsworth
Dick Jackson
Ivan Mielke
John Milhoan
Sterling Miller

1958-59**Coach Jule Rivlin**

Sonny Allen
Leo Byrd
John Derrow
Charles Gordon
Dick Hall
Ivan Mielke
John Milhoan
Stanley Miller
Bruce Moody
Lou Mott
Victor Quinet

1959-60**Coach Jule Rivlin**

Asst. Dr. Mike Josephs
Asst. Sonny Allen
Bob Burgess
Herm Comer
Jim Gallion
Charles Gordon
Ron Lambert
John Milhoan
Bruce Moody
Charlie Moore
Lou Mott
Dave Pugh
Harry Roberts
Tex Williams

1960-61**Coach Jule Rivlin**

Asst. Dr. Mike Josephs
Asst. Sony Allen
Bob Burgess
Phil Carter
Steve Feola
Jim Gallion
Charlie Gordon
Corky Layman
Bruce Moody
Charlie Moore
Lou Mott
Dave Pugh
Harry Roberts
Gene Slater
Mickey Sydenstricker
Dick Wildt
Tex Williams

1961-62**Coach Jule Rivlin**

Asst. Dr. Mike Josephs
Asst. Sonny Allen
Bob Burgess
Phil Carter
Paul Clark
Tom Dennis
Jim Gallion
Dave Pugh
Mickey Sydenstricker
John Sword
Willie Tucker
Dick Wildt
Larry Williams

1962-63**Coach Jule Rivlin**

Assistant Jack Freeman
Bruce Belcher
Phil Carter
Paul Clark
Tom Dennis
Bill Francis
Joe Heinz
George Hicks
Robert Kunis
Forrest Newsome
Edward Peltz
Jerry Roy
Walter Smittle
Mickey Sydenstricker
John Sword
Larry Tincher
Bill Treacy
Willie Tucker
Dick Wildt
Larry Williams

1963-64**Coach Ellis Johnson**

Assistant Sonny Allen
Bruce Belcher
Paul Clark
Bill Francis
George Hicks
Tom Langfitt
Levi Lauvray
Forest Newsome
Jim Odum
Jerry Roy
Walter Smittle
Bill Treacy
Willie Tucker
Larry Williams

1964-65**Coach Ellis Johnson**

Assistant Sonny Allen
Bruce Belcher
Keith Blankenship
Bill Francis
George Hicks
Jerome Katz
Tom Langfitt
Levi Lauvray
James Madison
James Odum
Walter Smittle
Bill Treacy
William Whetshell

1965-66**Coach Ellis Johnson**

Assistant John Sword
G.A. Bernie Coffman
Bob Allen
Keith Blankenship
Joe Dawson
George Hicks
Jim Jordan
Jerome Katz
Tom Langfitt
Bob Redd



Orville Stepp
George Stone
William Whetshell

1966-67**Coach Ellis Johnson**

Assistant Stewart Way
Bob Allen
Park W. Beam
Dallas Blankenship
Keith Blankenship
Jim Davidson
Danny D'Antoni
Joe Dawson
James Jordan
John Malett
Bob Redd
Orville Stepp
George Stone
George Watson

1967-68**Coach Ellis Johnson**

Assistant Stewart Way
Bob Allen
Park W. Beam
Dallas Blankenship
Lewis Bowman
Jim Davidson
Danny D'Antoni
Joe Dawson
Bob Didur
Ricky Hall
James Jordan
Phil Kazee
John Mallett
Robbie Munn
Larry Osborne
Bob Redd
Orville Stepp
George Stone

1968-69**Coach Ellis Johnson**

Assistant Stewart Way
Assistant Larry McKenzie
Dallas Blankenship
Bernard Bradshaw
Pat Brady
Jim Davidson
Danny D'Antoni
Bob Didur
Ricky Hall
Blaine Henry
Phil Kazee
John Mallett
Robbie Munn
Larry Osborne
Gary Pommerenck
Dave Smith
Joe Taylor
Ricky Turnbow

1969-70**Coach Stewart Way**

Assistant Larry McKenzie
Assistant Ed Starling
Bill Bertalan
Bernard Bradshaw
Pat Brady
Bob DePathy
Bob Didur
Ricky Hall
Blaine Henry
Phil Kazee
Russell Lee
Robbie Munn
Larry Osborne
Gary Pommerenck
David Smith
Joe Taylor
Ricky Turnbow

1970-71**Coach Stewart Way**

Assistant Carl Tacy
Grad. Assistant Pat Brady
Bill Bertalan
Tyrone Collins
Willie Cox
Mike D'Antoni
Bob DePathy
Barry Driscoll
Blaine Henry
Russell Lee
Jim McKenzie
Gary Orsini
John Sark
David Smith
Ricky Turnbow

1971-72**Coach Carl Tacy**

Assistant Bill Robinette
G.A. Larry Williams
Bill Bertalan
Tyrone Collins
Mike D'Antoni
Barry Driscoll
Andy Frederickson
Greg Imperi
Bill James
Russell Lee
Lyle Monroe
Randy Noll
Gary Orsini
John Sark
Jerry Stritholt
Willie Wilcox

1972-73**Coach Bob Daniels**

Assistant Bill Robinette
Assistant Stewart Way
G.A. Mike Grebe
G.A. Gerald Martin
Frank Austin
Eric Bachelor
Tyrone Collins
Mike D'Antoni
Joe Hickman
Kim Humphreys
Greg Imperi
Chuck Jackson
Bill James
Bill Mannefeld
Dave Masteropaolo
Lyle Monroe
Randy Noll
Wayne Smith

1973-74**Coach Bob Daniels**

Assistant Stewart Way
Assistant Bill Robinette
G.A. John Eaton
G.A. GERALD MARTIN
Frank Austin
Eric Bachelor
Jack Battle
Steve Dodd
Tom Ferrell
Joe Hickman
Kim Humphreys
Kenny Hurst
Greg Imperi
Chuck Jackson
Bill Mannefeld
Dave Masteropaolo
Lyle Monroe
Phil Nicewarner
Charlie Novak
Pete Polo
Dave Reavis

Jack Savage
Wayne Smith
Earl Williams
Steve Zemba

1974-75**Coach Bob Daniels**

Assistant Stewart Way
Assistant Bill Robinette
G.A. C.J. Woolum
G.A. Tom Ferrell
Frank Austin
Jack Battle
Joe Hickman
Kim Humphreys
Kenny Hurst
Mike Marz
Dave Masteropaolo
Tim Meadows
Charlie Novak
Pete Polo
Jim Shivers
Frank Steele
Earl Williams
Steve Zemba

1975-76**Coach Bob Daniels**

Assistant Stewart Way
Assistant Bill Robinette
G.A. C.J. Woolum
G.A. Tom Ferrell
Carlos "Bunny" Gibson
Joe Hickman
Kim Humphreys
Kenny Hurst
Mike Marz
Tim Meadows
David Miller
Robert Moore
Charlie Novak
Pete Polo
Jim Shivers
Joe Slack
Steve Smith
Frank Steele
Earl Williams

1976-77**Coach Bob Daniels**

Assistant Bill Robinette
Assistant Jim Simmons
Assistant C.J. Woolum
G.A. Mike Holman
Mike Anderson
Pat Burtis
Bunny Gibson
Danny Hall
Barry Hamlin
Kenny Hurst
Tom Liebig
Harley Major
Mike Marz
Dave Miller
Charlie Novak
Ross Scaggs
Greg Young

1977-78**Coach Stu Aberdeen**

Assoc. Bob Zuffelato
Assistant C.J. Woolum
P.T. Assistant Carr McCalla
G.A. Dave Hoge
Mike Anderson
Pat Burtis
Bill Deweese
Bunny Gibson
Ron Gilmore
Danny Hall
Barry Hamler
Ken Labanowski

Tom Liebig
Harley Major
Mike Marz
Charlie Novak
Jeff Oplinger
Greg White
Greg Young

1978-79**Coach Stu Aberdeen**

Assoc. Bob Zuffelato
Assistant C.J. Woolum
Assistant Jim Kelly
G.A. Greg Young
Pat Burtis
James Campbell
Bunny Gibson
Ron Gilmore
Gary Hines
Ken Labanowski
Tom Liebig
Jeff Oplinger
Robert Price
George Washington
Larry Watson
Greg White

1979-80**Coach Bob Zuffelato**

Assistant C.J. Woolum
Assistant Jim Kelly
Assistant Dereck Thomas
S.A. Bunny Gibson
Pat Burtis
James Campbell
Mike Fennell
Ron Gilmore
Gary Hines
Charles Jones
Barry Kincaid
Ken Labanowski
Jeff Oplinger
Robert Price
Art Vaughan
George Washington
Larry Watson
Greg White

1980-81**Coach Bob Zuffelato**

Assistant C.J. Woolum
Assistant Jim Kelly
Assistant Stan Pilcher
G.A. Rick Gullickson
LaVerne Evans
Ron Gilmore
Scott Haga
Sam Henry
Gary Hines
Charles Jones
Barry Kincaid
Ken Labanowski
Jeff Oplinger
David Wade
George Washington
Larry Watson
Greg White

1981-82**Coach Bob Zuffelato**

Assistant C.J. Woolum
Assistant Jim Kelly
Assistant Stan Pilcher
G.A. Greg White
Vol. Assistant
Rick Gullickson
Jeff Battle
LaVerne Evans
Scott Haga
Sam Henry
Gary Hines
Charlie Jones

Barry Kincaid
James "Skeeter" Roberts
Don Turney
David Wade
George Washington
Larry Watson

1982-83**Coach Bob Zuffelato**

Assistant C.J. Woolum
Assistant Jim Kelly
Student Asst. Gary Hines
S.A. George Washington
G.A. Larry Watson
John Amendola
Jeff Battle
Michael Dobson
LaVerne Evans
Sam Henry
Charlie Jones
Barry Kincaid
Rod Nelson
Jeff Richardson
Skeeter Roberts
Don Turney
David Wade
Sam Winley

1983-84**Coach Rick Huckabay**

Assistant Dan Bell
Assistant Henry Dickerson
Assistant John Lyles
Student Assistant
Barry Kincaid
Student Assistant
Charles Jones
John Amendola
Jeff Battle
Michael Dobson
Robert Eppes
Sam Ervin
LaVerne Evans
Sam Henry
Bruce Morris
Rod Nelson
Jeff Richardson
Skeeter Roberts
Don Turney
David Wade
Sam Winley

1984-85**Coach Rick Huckabay**

Assistant Dan Bell
Assistant Henry Dickerson
Assistant John Lyles
John Amendola
Jeff Battle
Pete Brown
Maurice Bryson
Tom Curry
Robert Eppes
Sam Ervin
Jeff Guthrie
Skip Henderson
Rodney Holden
Bruce Morris
Jeff Richardson
Skeeter Roberts
Martin Smith
Kyle Taylor
Don Turney
1985-86
Coach Rick Huckabay
Assistant Dan Bell
Assistant Henry Dickerson
Assistant John Lyles
Volunteer Assistant
Randy Anderson
G.A. Jeff Battle
John Amendola

ALL-TIME ROSTER



Pete Brown
Maurice Bryson
Fred Callaway
Tom Curry
Jeff Guthrie
Skip Henderson
Rodney Holden
John Humphrey
Norman Ray
Jeff Richardson
Kevin Staples
Kyle Taylor

1986-87**Coach Rick Huckabay**

Assistant Dan Bell
Assistant Henry Dickerson
Assistant John Lyles
G.A. Robert Eppes
G.A. Nolan Raines
Tommy Boyd
Pete Brown
Maurice Bryson
Tom Curry
Brian Fish
Skip Henderson
Rodney Holden
John Humphrey
Brian Jinter
Dwayne Lewis
Kevin Staples

1987-88**Coach Rick Huckabay**

Assistant Henry Dickerson
Assistant John Lyles
Assistant Keith Richard
Assistant Nolan Raines
G.A. Steve Hunt
Tommy Boyd
Pete Brown
Maurice Bryson
Tommy Cassity
Andre Cunningham
Tom Curry
Brian Fish
Skip Henderson
Rodney Holden
John Humphrey
John Taft
Marc Toler
Andy Paul Williamson

1988-89**Coach Rick Huckabay**

Assistant Henry Dickerson
Assistant John Lyles
Assistant Keith Richard
G.A. Steve Hunt
Pete Brown
Tommy Cassity
Andre Cunningham
Tim Dagostine
Brian Fish
John Humphrey
Stan Maynard
Robin Ogletree
Omar Roland
Jeff Sonhouse
Gery Strickland
John Taft
Scott Williams
Andy Paul Williamson

1989-90**Coach Dana Altman**

Assistant Dwight Freeman
Assistant Bob Marlin
Assistant Greg White
G.A. Brian Fish
Anthony Beagle
Aaron Collie

Andre Cunningham
Tim Dagostine
J.J. Eubanks
Stan Maynard
Jeff Petersen
Tyrone Phillips
Omar Roland
Maurice Sanders
Harold Simmons
Jeff Sonhouse
John Taft
Scott Williams
Andy Paul Williamson

1990-91**Coach Dwight Freeman**

Assistant Baker Neal
Assistant Cleve Edwards
Assistant Brian Fish
G.A. Donnie Jones
Torrey Baker
Shawn Brailsford
Eric Clay
Aaron Collie
Wesley Cornish
Andre Cunningham
Chad Dawson
Tommy McCarty
Wade Neal
Tyrone Phillips
Harold Simmons
John Taft
Troy Taylor
David Todd
Brett Vincent

1991-92**Coach Dwight Freeman**

Assistant Baker Neal
Assistant Cleve Edwards
Assistant Brian Fish
G.A. Donnie Jones
Shawn Brailsford
Eric Clay
Wes Cornish
Chad Dawson
Luke Gross
Malik Hightower
Matt Houghton
Fernando Ibanez
Frank Martin
Tommy McCarty
Michael Peck
Tyrone Phillips
Harold Simmons
Glen Staples
Troy Taylor
David Todd

1992-93**Coach Dwight Freeman**

Assistant Baker Neal
Assistant Cleve Edwards
Assistant Donnie Jones
Shawn Brailsford
Tink Brown
Luke Gross
Malik Hightower
Fernando Ibanez
Stuff Lynch
Frank Martin
Shawn Moore
Chris Morrow
Michael Peck
Tyrone Phillips
Harold Simmons
Glen Staples

1993-94**Coach Dwight Freeman**

Assistant Baker Neal
Assistant Eddie Vaughn

Assistant Donnie Jones
G.A. Harold Simmons
Tink Brown
Shawn Moore
Frank Martin
Michael Peck
Curtis Raymond
Stuff Lynch
Glen Staples
Doug Schieppe
Shawn Brailsford
Malik Hightower
Wes Hardin
Troy Gray

1994-95**Coach Billy Donovan**

Assistant John Pelphrey
Assistant Anthony Grant
Assistant Donnie Jones
Tink Brown
Troy Gray
Malik Hightower
Shawn Moore
Michael Peck
Curtis Raymond
Doug Schieppe
Thad Bonapart
Chris Gray
Jason Hammond

1995-96**Coach Billy Donovan**

Assistant John Pelphrey
Assistant Anthony Grant
Assistant Donnie Jones
John Brannen
John Brown
Sidney Coles
Chris Gray
Carlton King
Frank Lee
Refloee Lethunya
Keith Veney
Jason Williams
Chad Berry

1996-97**Coach Greg White**

Assistant Gregg Marshall
Assistant Steve Snell
Assistant Bryan Poore
G.A. Mark Downey
John Brannen
John Brown
Eric Carpenter
Sidney Coles
Brian Faulkner
Chris Gray
Jesse Jett
Carlton King
Frank Lee
VonDale Morton
Keith Veney
Derrick Wright

1997-98**Coach Greg White**

Assistant Gregg Marshall
Assistant Steve Snell
Assistant Bryan Poore
G.A. Mark Downey
Joda Burgess
Vince Carafelli
Deon Dobbs
Brian Faulkner
Chris Gray
Jesse Jett
Carlton King
Derrick Knox
Terrell McKelvy
VonDale Morton

Nate Poole
Josh Pray
Derric Wright
Travis Young

1998-99**Coach Greg White**

Assistant Jeff Burkhamer
Assistant Steve Snell
Assistant Bryan Poore
G.A. Charlie Hagley
Marcus Berry
Joda Burgess
Vince Carafelli
Deon Dobbs
Brian Faulkner
Cornelius Jackson
Edwin Johnson
Carlton King
Terrell McKelvy
VonDale Morton
Josh Perkey
Tamar Slay
J.R. VanHoose
Derrick Wright
Travis Young

1999-00**Coach Greg White**

Assistant Steve Snell
Assistant Jeff Burkhamer
Assistant Jeff Boals
G.A. Charlie Hagley
G.A. Matt Kerns
G.A. Todd Baxter
Jon Bentley
Joda Burgess
Deon Dobbs
Marques Evans
Brian Faulkner
Cornelius Jackson
Edwin Johnson
Josh Perkey
Tamar Slay
J.R. VanHoose
Derrick Wright
Monty Wright
Sean Wuller
Travis Young

2000-01**Coach Greg White**

Assistant Steve Snell
Assistant Jeff Burkhamer
Assistant Jeff Boals
G.A. Todd Baxter
G.A. Travis Priddy
Ardo Armpalu
Enoch Bunch
Joda Burgess
William Butler
Joe Dressel
Marques Evans
Cornelius Jackson
Jason Pyles
Tamar Slay
J.R. VanHoose
Latece Williams
Monty Wright
Sean Wuller
Travis Young

2001-2002**Coach Greg White**

Assistant Jeff Burkhamer
Assistant Jeff Boals
Assistant Kevin Keatts
G.A. J. Raymond
G.A. Grant Farmer
David Anderson
Keith Archie
Ardo Armpalu

Ronald Blackshear
Enoch Bunch
William Butler
Ronny Dawn
Joe Dressel
Frank Simpson
Tamar Slay
J.R. VanHoose
Latece Williams
Richard Wilson
Monty Wright

2002-03**Coach Greg White**

Assistant Jeff Boals
Assistant Kevin Keatts
Assistant Charlie Hagley
G.A. Phillip Fields
G.A. Steven Ater
G.A. Bryan Czapor
David Anderson
Ardo Armpalu
Serge Babo
Marvin Black
Ronald Blackshear
Enoch Bunch
LaVar Carter
Ronny Dawn
Renardo Dixon
Joe Dressel
A.W. Hamilton
Chad McComas
Mark Patton
Monty Wright

2003-04**Coach Ron Jirsa**

Assistant Bob MacKinnon
Assistant Josh Postorino
Assistant Aki Collins
Director of Operations
Micah Shrewsberry
G.A. Nate Stewart
David Anderson
Ardo Armpalu
Marvin Black
Enoch Bunch
LaVar Carter
Ronny Dawn
A.W. Hamilton
Taurean Marshall
Mark Patton
Eric Smith
Jon Ward
Tre Whitted
Adam Zimmerman

2004-05**Coach Ron Jirsa**

Assistant Bob MacKinnon
Assistant Josh Postorino
Assistant Aki Collins
Director of Operations
Micah Shrewsberry
G.A. Nate Stewart
David Anderson
Enoch Bunch
LaVar Carter
Ronny Dawn
A.W. Hamilton
Ryan Lamb
Taurean Marshall
Joe Miles
Jesse Oglesby
Collins Okafor
Mark Patton
Jon Ward
Tre Whitted
Casey Wohlleb
Adam Zimmerman

2005-06

**Coach Ron Jirsa**

Assistant Bob MacKinnon
Assistant Josh Postorino
Assistant Aki Collins
Director of Operations
Kyle Getter
G.A. A.W. Hamilton
G.A. Dan Helm
Travis Aikens
Jean Francois Bro Grebe
LaVar Carter
Mark Dorris
Markel Humphrey
Ryan Lamb
Joe Miles
Jesse Oglesby
Mark Patton
Chris Ross
Tre Whitted
Mason Wooldridge
Adam Zimmerman

2006-07**Coach Ron Jirsa**

Assistant Bob MacKinnon
Assistant Josh Postorino
Assistant Kenny Blakeney
Director of Operations
Kyle Getter
G.A. Mark Hinkley
Travis Aikens
Jean Francois Bro Grebe
Mark Dorris
Markel Humphrey
Robbie Jackson
Taurean Marshall
Darryl Merthie
Jesse Oglesby
Chris Ross
Tre Whitted
Tyler Wilkerson
Adam Williams
Chris Williams

2007-08**Coach Donnie Jones**

Assistant Shawn Finney
Assistant Darren Tillis
Assistant Brett Nelson
Dir. of Ops Tim Thomas
G.A. Arkel Bruce
G.A. Mike Falco
G.A. Travis Persinger
Pierre-Marie Altidor Cespedes
Tirrell Baines
Jean Francois Bro Grebe
Mark Dorris
Markel Humphrey
Robbie Jackson
Taurean Marshall
Darryl Merthie
Jesse Oglesby
Bruce Senior
Matt Walls
Tyler Wilkerson
Adam Williams

2008-09**Coach Donnie Jones**

Assistant Shawn Finney
Assistant Darren Tillis
Assistant Brett Nelson
Dir. of Ops Tim Thomas
G.A. Chris Capko
G.A. Andrew Garcia
Tirrell Baines
Markel Humphrey
Shaquille Johnson
Chris Lutz
Darryl Merthie
Cam Miller
Dago Pena

Damier Pitts
Octavius Spann
Kore White
Tyler Wilkerson
Adam Williams

2009-10**Coach Donnie Jones**

Assistant Shawn Finney
Assistant Darren Tillis
Assistant Brett Nelson
Dir. of Ops Tim Thomas
G.A. Andrew Garcia
G.A. Kenyon Weaks
G.A. Adam Williams
Tirrell Baines
Eladio Espinosa
Noah Fischer
Antonio Haymon
Bobby Horodyski
Shaquille Johnson
Chris Lutz
Darryl Merthie
Cam Miller
Dago Pena
Damier Pitts
Nigel Spikes
Hassan Whiteside
Tyler Wilkerson

2010-11**Coach Tom Herrion**

Assistant Bill Barton
Assistant Dino Presley
Assistant Mark Cline
Dir. of Ops Mike Brown
G.A. John Janovsky
G.A. Josh King
G.A. Adam Simmons
Johnny Thomas
Damier Pitts
Johnny Higgins
Eladio Espinosa
Dago Pena
Nigel Spikes
Xavier Humphrey
Noah Fischer
Orlando Allen
Shaquille Johnson
DeAndre Kane
Aundra Williams
Tirrell Baines
Justin Howe

2011-12**Coach Tom Herrion**

Assistant Mark Cline
Assistant Dino Presley
Assistant Jorge Fernandez
Dir. of Ops. Mike Brown
G.A. Robert Amis
G.A. Will Finch
G.A. Josh King
G.A. Adam Simmons
Video Coordinator Sean Flynn
DeVince Boykins (RS.)
Justin Coleman
Robert Goff
Jamir Hanner
Shaquille Johnson
JP Kambola
DeAndre Kane
Chris Martin
Yous Mbaio
Dago Pena
Damier Pitts
Nigel Spikes
Dennis Tinnon

2012-13**Coach Tom Herrion**

Assistant Mark Cline

Assistant Dino Presley
Assistant Josh King
Dir. of Ops. John Janovsky
G.A. Robert Amis
G.A. Sean Flynn
G.A. Ryan Herrion
DeVince Boykins
Kareem Canty (RS)
TyQuane Goard (RS)
Robert Goff
Jamir Hanner
JP Kambola
DeAndre Kane
Austin Loop (RS)
Tamron Manning
Chris Martin
Yous Mbaio
Elijah Pittman
D.D. Scarver
Nigel Spikes
Dennis Tinnon

2013-14**Coach Tom Herrion**

Assistant Mark Cline
Assistant Dino Presley
Assistant Josh King
Dir. of Ops. John Janovsky
G.A. Jeremy Grubbs
G.A. Neal Scaggs
G.A. Vashawn Taylor
DeVince Boykins
Kareem Canty
Justin Edmonds (RS)
TyQuane Goard
JP Kambola
Austin Loop
Tamron Manning
Yous Mbaio
Elijah Pittman
Cheikh Sane
Shawn Smith
Ryan Taylor
Chris Thomas

2014-15**Coach Dan D'Antoni**

Assistant Mark Cline
Assistant Scott Rigot
Assistant Chris Duhon
Dir. of Ops. John Janovsky
G.A. Jeremy Grubbs
G.A. Neal Scaggs
G.A. Vashawn Taylor
Brett Bowling
DeVince Boykins
Stevie Browning (RS)
C.J. Burks
Justin Edmonds
Jay Johnson
JP Kambola
James Kelly (RS)
Austin Loop
Tamron Manning
Milan Mijovic
Aleksa Nikolic
Cheikh Sane
Shawn Smith
Ryan Taylor

2015-16**Coach Dan D'Antoni**

Assistant Mark Cline
Assistant Scott Rigot
Assistant Chris Duhon
Dir. of Ops. Neal Scaggs
Video Coordinator Ivan Vujic
G.A. Vashawn Taylor
Brett Bowling
Stevie Browning
C.J. Burks
Aleksandar Dozic

Justin Edmonds
Jon Elmore
Noah Frampton
James Kelly
Jacob Kilgore
Austin Loop
Milan Mijovic
Aleksa Nikolic
Ajdin Penava
Ryan Taylor
Christian Thieneman
Terrence Thompson

2016-17**Coach Dan D'Antoni**

Assistant Mark Cline
Assistant Scott Rigot
Assistant Chris Duhon
Dir. of Ops. Neal Scaggs
Video Coordinator Ivan Vujic
G.A. Nick Gilkerson
G.A. Jacob Smith
Ky're Allison
Phil Bledsoe
Stevie Browning
C.J. Burks
Jon Elmore
Ot Elmore
Jacob Kilgore
Austin Loop
Milan Mijovic
Aleksa Nikolic
Ajdin Penava
Ryan Taylor
Christian Thieneman
Terrence Thompson
Rondale Watson
Jannson Williams

2017-18**Coach Dan D'Antoni**

Assistant Mark Cline
Assistant Scott Rigot
Assistant Chris Duhon
Dir. of Ops. Neal Scaggs
Video Coordinator Ivan Vujic
G.A. Nick Gilkerson
G.A. Jacob Smith
Phil Bledsoe
C.J. Burks
Jon Elmore
Ot Elmore
Will Fenton
Darius George
Dan Koljanin
Milan Mijovic
Aleksa Nikolic
Ajdin Penava
Marcus Reed
Christian Thieneman
Christian Villers
Rondale Watson
Jarrod West
Jannson Williams



2018-19 ROSTER




0 - Christian Thieneman
Jr | F | 6-5/215
Louisville, Ky.



1 - Taevion Kinsey
Fr | G | 6-5/217
Columbus, Ohio



2 - Iran Bennett
R-Fr | F | 6-10/350
Duram, N.C.




3 - Jannson Williams
R-So | F | 6-9/215
Newnan, Ga.



4 - DeAundra Murphy
Fr | G | 6-3/169
Huntington, W.Va.



5 - Jeremy Dillon
Fr | G | 6-5/198
Mingo, W.Va.



11 - Luke Thomas
Fr | G | 6-0/176
Proctorville, Ohio



12 - Ante Sustic
JR | F | 6-10/230
Split, Croatia



13 - Jarrod West
So | G | 5-11/185
Clarksburg, W.Va.



14 - CJ Burks
Sr | G | 6-4/185
Martinsburg, W.Va.




21 - Darius George
So | F | 6-7/215
Staunton, Va.




23 - Rondale Watson
Sr | G | 6-4/187
Lewisburg, W.Va.




24 - Cam Brooks-Harris
Fr | F | 6-6/170
Zanesville, Ohio



25 - Wilhelm von Arndt
Fr | G | 6-0/175
Stockholm, Sweden



31 - Mikel Beyers
So | F | 6-9/215
Hosuton, Texas



33 - Jon Elmore
Sr | G | 6-3/187
Charleston, W.Va.