


BASEBALL RECORD BOOK





LENOIR-RHYNE BASEBALL

YEAR-BY-YEAR RECORD

Year	Overall W-L	Winning %	Conference	All-time record	Head Coach
1924	12-2	.857	----	12-2	Norman LaMotte
1925	7-9	.438	----	19-11	Dick Gurley
1926	13-7	.650	----	32-18	Dick Gurley
1927	9-6-1	.594	----	41-24-1	Dick Gurley
1928	7-6	.538	----	48-30-1	Dick Gurley
1929	10-6	.625	----	58-36-1	Dick Gurley
1930	12-4	.750	----	70-40-1	Dick Gurley
1931	4-9	.308	----	74-49-1	Dick Gurley
1932	6-12	.333	----	80-61-1	Dick Gurley
1933	8-9	.471	----	88-70-1	Pat Shores
1934	12-6	.667	----	100-76-1	Pat Shores
1935	11-7-1	.605	----	111-83-2	Pat Shores
1936	11-6	.647	----	122-89-2	Pat Shores
1937	8-10	.444	----	130-99-2	Pat Shores
1938	8-11	.421	----	138-110-2	Pat Shores
1939	16-3	.842	----	154-113-2	Pat Shores
1940	11-8	.579	----	165-121-2	Pat Shores
1941	6-12	.333	----	171-133-2	Pat Shores
1942	13-4	.765	----	184-137-2	Pat Shores
1943	NO TEAM - WORLD WAR II				
1944	2-2	.500	----	186-139-2	Shore Neal
1945	3-3	.500	----	189-142-2	Shore Neal
1946	12-3	.800	----	201-145-2	Shore Neal
1947	7-11	.389	----	208-156-2	Shore Neal
1948	8-10	.444	----	216-166-2	Art Faircloth
1949	9-6	.600	----	225-172-2	Troy Washam
1950	11-9	.550	----	236-181-2	Troy Washam
1951	15-4	.789	----	251-185-2	Troy Washam
1952	19-2	.905	----	270-187-2	Troy Washam
1953	16-2	.889	----	286-189-2	Troy Washam
1954	12-5	.706	----	298-194-2	Mac Erwin
1955	7-11	.389	----	305-205-2	Mac Erwin
1956	13-9	.591	----	318-214-2	Mac Erwin
1957	11-8	.579	----	329-222-2	Hanley Painter
1958	10-7	.588	----	339-229-2	Hanley Painter
1959	11-8	.579	----	350-237-2	Hanley Painter
1960	7-9-2	.444	----	357-246-4	Hanley Painter
1961	11-7	.611	----	368-253-4	Hanley Painter
1962	16-3	.842	----	384-256-4	Odell Moose
1963	7-11-1	.395	----	391-267-5	Walt Cornwell
1964	5-12	.294	----	396-279-5	Walt Cornwell
1965	8-10	.444	----	404-289-5	Walt Cornwell
1966	12-6	.667	----	416-295-5	Walt Cornwell
1967	10-6	.625	----	426-301-5	Walt Cornwell
1968	5-8	.385	----	431-309-5	Walt Cornwell
1969	3-12	.200	----	434-321-5	Walt Cornwell
1970	2-10	.167	----	436-331-5	Walt Cornwell
1971-1973	NO TEAM - DID NOT COMPETE				
1974	2-12	.143	----	438-343-5	Curtis Threatt
1975	5-20	.200	----	443-363-5	Curtis Threatt
1976	12-13	.480	----	455-376-5	Curtis Threatt
1977	12-13	.480	----	467-389-5	Curtis Threatt
1978	10-17	.370	----	477-406-5	Billy Alton
1979	13-22	.371	----	490-428-5	Billy Alton
1980	15-19	.441	----	505-447-5	Billy Alton
1981	8-19	.296	----	513-466-5	Jack Patterson
1982	5-17	.227	----	518-483-5	Jack Patterson



YEAR-BY-YEAR RECORD

Year	Overall W-L	Winning %	Conference	All-time record	Head Coach
1983	4-15	.211	----	522-498-5	Jack Patterson
1984	4-18	.182	----	526-516-5	Bruce Ollis
1985	20-14	.588	----	546-530-5	Danny Thompson
1986	19-17	.528	----	565-547-5	Danny Thompson
1987	10-20	.333	----	575-567-5	Danny Thompson
1988	10-24	.294	----	585-591-5	John Hamilton
1989	13-20-1	.397	----	598-611-6	John Hamilton
1990	15-25	.375	10-11 (4th)	613-636-6	John Hamilton
1991	25-17	.595	12-9 (4th)	638-653-6	John Hamilton
1992	23-13	.639	11-10 (5th)	661-666-6	John Hamilton
1993	16-17	.485	10-11 (5th)	677-683-6	John Hamilton
1994	24-12	.667	13-7 (3rd)	701-695-6	John Hamilton
1995	20-21	.488	10-11 (4th)	721-716-6	John Hamilton
1996	29-17	.630	12-9 (4th)	750-733-6	John Hamilton
1997	20-21	.488	9-12 (6th)	770-754-6	Frank Pait
1998	24-17-1	.583	11-6 (3rd)	794-771-7	Frank Pait
1999	20-24	.455	7-11 (7th)	814-795-7	Frank Pait
2000%	31-20	.574	13-10 (6th)	845-815-7	Frank Pait
2001*%	33-18	.647	15-5 (1st)	878-833-7	Frank Pait
2002	32-20	.615	11-10 (t-4th)	910-853-7	Frank Pait
2003	21-26	.447	7-14 (7th)	931-879-7	Frank Pait
2004	23-25	.479	8-13 (6th)	954-904-7	Frank Pait
2005	28-23	.549	9-12 (6th)	982-927-7	Frank Pait
2006	24-27	.471	8-13 (5th)	1,006-954-7	Frank Pait
2007	35-18	.660	12-11 (t-4th)	1,041-972-7	Frank Pait
2008	23-32	.418	10-11 (4th)	1,064-1,004-7	Paul Knight
2009	24-23	.511	10-11 (t-5th)	1,088-1,027-7	Paul Knight
2010	21-24	.467	11-13 (7th)	1,109-1,051-7	Paul Knight
2011	13-34	.277	7-19 (9th)	1,122-1,085-7	Paul Knight
2012	12-37	.245	8-19 (9th)	1,134-1,122-7	Paul Knight
2013	21-29	.420	12-15 (7th)	1,155-1,151-7	Paul Knight
2014	20-28	.417	10-17 (9th)	1,175-1,179-7	Tom Fleenor
2015	27-21	.563	11-18 (9th)	1,202-1,200-7	Tom Fleenor
2016	33-18	.647	12-12 (6th)	1,235-1,218-7	Tom Fleenor
2017	22-26	.458	6-18 (10th)	1,257-1,244-7	Tom Fleenor
2018	27-22	.551	13-14 (5th)	1,284-1,266-7	Tom Fleenor
2019	23-27	.460	7-17 (t-7th)	1,307-1,293-7	Tom Fleenor
2020^^	15-11	.577	4-5 (----)	1,322-1,304-7	Chris Ramirez
2021	23-18	.594	19-13 (6th)	1,345-1,322-7	Chris Ramirez
2022%	46-13	.780	17-7 (t-3rd)	1,391-1,335-7	Chris Ramirez
TOTAL	1,391-1,335-7	.510	345-394 (SAC)	2,733 all-time games	95 years (20 coaches)

* denotes SAC Regular Season Championship

% denotes SAC Tournament Championship

^^ denotes 2020 season wasn't finished due to COVID-19



HISTORY

COACHING HISTORY | 20

Coach	Years Coached	W-L	Pct.
Norman LaMotte	1924	12-2	.857
Dick Gurley	1925-32	68-59-1	.535
Pat Shores	1933-42	104-76-1	.577
Shore Neal	1944-47	24-19	.558
Art Faircloth	1948	8-10	.444
Troy Washam	1949-53	70-23	.753
Mac Erwin	1954-56	32-25	.561
Hanley Painter	1957-61	50-39-2	.555
Odell Moose	1962	16-3	.842
Walt Cornwell	1963-70	52-75-1	.410
Curtis Threatt	1974-77	31-58	.348
Billy Alton	1978-80	38-58	.396
Jack Patterson	1981-83	17-51	.250
Bruce Ollis	1984	4-18	.181
Danny Thompson	1985-87	49-51	.490
John Hamilton	1988-96	175-166-1	.513
Frank Pait	1997-07	291-239-1	.549
Paul Knight	2008-13	114-179	.389
Tom Fleenor	2014-19	152-142	.517
Chris Ramirez	2020-	84-42	.667

MOST VICTORIES

Coach	Years Coached	W
Frank Pait	1997-07	291
John Hamilton	1988-96	175
Tom Fleenor	2014-19	152
Paul Knight	2008-13	114
Pat Shores	1925-32	104

HIGHEST WINNING PERCENTAGE

Coach	Years Coached	Pct.
Norman LaMotte	1924	.857
Odell Moose	1962	.842
Troy Washam	1949-53	.753
Chris Ramirez	2020-	.667
Pat Shores	1933-42	.577

MOST GAMES COACHED AT LR

Coach	Years Coached	Games
Frank Pait	1997-07	531
John Hamilton	1988-96	342
Tom Fleenor	2014-19	294
Paul Knight	2008-13	293
Pat Shores	1925-32	181

ALL-TIME HISTORY

Seasons:	95
Winning seasons:	46
Losing seasons:	47
.500 seasons:	2
Most wins in a season:	46 (2022)
Least wins in a season:	2 (1944)
Most losses in a season:	37 (2012)
Least losses in a season:	2 (four times)
Best winning percentage in a season:	.905 (1952)
Lowest winning percentage in a season:	.143 (1974)
Most consecutive winning seasons	6 (1949-54)
Most consecutive losing seasons:	14 (1968-84)
Most conference wins in a season:	19 (2021)
Least conference wins in a season:	4 (2020)
Most conference losses in a season:	19 (2011, 12)
Least conference losses in a season:	5 (2001, 2020)
Longest winning streak	19 (done three times, most recently 2022)
Longest losing streak	15 (done twice, most recently Mar-Apr '03)





TEAM SINGLE-SEASON TOP-10

(OFFENSE) *SINCE 1990

BATTING AVERAGE

Rank	Year	Avg.
1.	2005	.350
2.	2010	.339
3.	2009	.333
4.	2002	.330
5.	2001	.330
6.	2000	.322
7.	2006	.321
8.	2022	.318
9.	2007	.316
10.	2015	.314

GAMES

Rank	Year	Gms.
1.	2022	59
2.	2008	55
3.	2007	53
4.	2002	52
5.	2016	51
	2001	51
	2005	51
	2000	51
	2006	51
10.	2013, 2019	50

AT-BATS

Rank	Year	AB
1.	2022	2021
2.	2008	1859
3.	2007	1834
4.	2005	1770
5.	2002	1764
6.	2016	1762
7.	2006	1745
8.	2019	1726
9.	2001	1725
10.	2000	1689

RUNS

Rank	Year	R
1.	2022	476
2.	2001	416
3.	2002	399
4.	2016	396
5.	2005	395
6.	2000	386
7.	2007	385
8.	2010	377
9.	2009	366
10.	2008	364

HITS

Rank	Year	H
1.	2022	643
2.	2005	620
3.	2002	583
4.	2007	580
5.	2008	579
6.	2001	569
7.	2006	561
8.	2010	547
9.	2016	546
10.	2000	544

DOUBLES

Rank	Year	2B
1.	2016	126
2.	2007	121
3.	2000	117
	2019	117
5.	2008	114
6.	2001	111
7.	2015	110
8.	2005	105
9.	2010	103
10.	2013, 2022	101

TRIPLES

Rank	Year	3B
1.	2006	25
2.	2018	19
3.	2012	18
	2017	18
	2005	18
6.	2008	16
	2007	16
8.	2014	15
9.	1992, 96, 98, 09, 13, 22	13

HOME RUNS

Rank	Year	HR
1.	2022	82
2.	2021	64
3.	2010	61
4.	2001	60
5.	2000	52
6.	2002	42
7.	2015	41
	2008	41
9.	1998	40
10.	2009	37

RBI's

Rank	Year	RBI.
1.	2022	450
2.	2001	373
3.	2005	362
4.	2016	355
5.	2000	350
6.	2010	349
7.	2002	347
8.	2007	345
9.	2008	333
10.	2006	327

SACRIFICE HITS

Rank	Year	SH
1.	2013	46
2.	2022	44
3.	2002	41
	2000	41
5.	2019	39
	2018	39
7.	2007	38
8.	2012	36
9.	2001	35
	2011	35

TOTAL BASES

Rank	Year	TB
1.	2022	1016
2.	2001	882
3.	2005	866
4.	2008	848
5.	2010	841
6.	2000	831
7.	2002	830
8.	2007	820
9.	2016	794
10.	2009, 2006	772

SLUGGING PERCENTAGE

Rank	Year	Pct.
1.	2010	.521
2.	2021	.514
3.	2001	.511
4.	2022	.503
5.	2000	.492
6.	2005	.489
7.	2009	.479
8.	2002	.471
9.	1993	.467
10.	2015	.466

ON BASE PERCENTAGE

Rank	Year	Pct.
1.	2010	.422
2.	2001	.416
3.	2002	.416
4.	2000	.416
5.	2022	.414
6.	2005	.414
7.	2009	.409
8.	2016	.397
9.	2021	.397
10.	1992	.394

WALKS

Rank	Year	BB
1.	2022	262
2.	2000	254
3.	2002	252
4.	2001	232
5.	2019	225
6.	2016	219
7.	2010	209
8.	1999	207
9.	1998	205
10.	2018	197

HIT BY PITCHES

Rank	Year	HBP
1.	2022	89
2.	2017	62
3.	2019	59
4.	2018	58
5.	2007	51
6.	2013	48
7.	2005	46
	2016	46
9.	2001	42
	2004	42



LENOIR-RHYNE BASEBALL

TEAM SINGLE-SEASON TOP-10

(BASERUNNING/PITCHING/DEFENSE) *SINCE 1990

STOLEN BASES

Rank	Year	SB
1.	2009	69
2.	2008	68
3.	1994	67
4.	2010	64
5.	2022	62
6.	2011	55
	2018	55
8.	2021	52
9.	1996	51
10.	2007	50

WINS

Rank	Year	W
1.	2022	46
2.	2007	35
3.	2016	33
	2001	33
5.	2002	32
6.	2000	31
7.	1996	29
8.	2005	28
9.	2015	27
	2018	27

INNINGS PITCHED

Rank	Year	Inn.
1.	2022	511.1
2.	2007	444.0
3.	2008	443.1
4.	2019	437.2
5.	2016	425.0
6.	2002	424.0
7.	2000	420.1
8.	2006	416.2
9.	2001	416.0
10.	2013	407.1

PUTOUTS

Rank	Year	PO
1.	2022	1534
2.	2007	1332
3.	2008	1330
4.	2019	1313
5.	2016	1275
6.	2000	1261
7.	2006	1250
8.	2001	1248
9.	2002	1245
10.	2013	1222

COMPLETE GAMES

Rank	Year	CG
1.	1999	20
2.	2001	18
3.	1998	16
4.	2000	14
5.	2002	13
6.	2003	11
7.	2021	8
	2006	8
9.	2005	7
10.	2008	6
	2014	6

STRIKEOUTS

Rank	Year	K
1.	2022	647
2.	2017	457
3.	2019	456
4.	2015	421
5.	2018	405
6.	2016	401
7.	2021	373
8.	2008	348
9.	2007	321
	2014	321

ASSISTS

Rank	Year	AST
1.	1991	685
2.	2000	635
3.	2001	625
4.	2007	550
5.	2006	537
6.	2008	531
7.	2011	523
8.	1996	522
9.	2002	517
10.	2003	504

SHUTOUTS

Rank	Year	SHO
1.	2022	8
2.	2021	4
	2018	4
4.	1998	3
	2014	3
	2000	3
	2007	3
8.	done seven times	2

OPPONENTS BATTING AVERAGE

Rank	Year	Avg.
1.	2021	.213
2.	2022	.228
3.	1998	.250
4.	2016	.267
5.	2014	.268

FIELDING PERCENTAGE

Rank	Year	Pct.
1.	2022	.963
2.	2016	.963
3.	2014	.962
4.	1995	.961
5.	2001	.961
6.	2013	.958
7.	2019	.958
8.	2000	.957
9.	1996	.957
10.	2009	.956

SAVES

Rank	Year	SV
1.	2009	13
	2007	13
3.	2018	12
4.	2001	11
5.	2022	10
	2016	10
7.	2000	9
8.	1996	8
	2003	8
	2020	8
	2008	8

TEAM ERA

Rank	Year	ERA
1.	1994	3.06
2.	1991	3.48
3.	1992	3.48
4.	2021	3.57
5.	1996	3.62
6.	2022	3.77
7.	2014	4.13
8.	2016	4.30
9.	2020	4.31




NO-HITTERS




Andrew Patrick tossed a 7-inning no-hitter against Catawba in Hickory on Feb. 21, 2021. The Indians came into the game ranked No. 8 in the nation and Patrick would go on to win NCBWA National Pitcher of the Week honors.

Game	Pitcher, Opponent, Date	Result (inn.)
1	Steve Sloan, Atlantic Christian, 1975	L, 1-2
2	Steve Davis, Carson-Newman, 1991	W, 5-0
3	Steve Davis, Presbyterian, 1991	W, 5-0
4	Todd Setzer, Tusculum, 1997	W, 8-0
5	Andrew Patrick, Catawba, 2021	W, 4-0



Steve Davis threw two no-hitters in the same season. In 1991, Davis kept both Carson-Newman and Presbyterian out of the hit column.



Todd Setzer tossed a 1997 no-hitter against Tusculum in an 8-0 Lenoir-Rhyne victory. It took 24 years for another LR no-hitter after Setzer's.



INDIVIDUAL SEASON RECORDS

BATTING AVERAGE (min. 100 ABs)

#	Avg.	Player	Year
1.	.452	Rob Knight	2009
2.	.451	Ivan Vieitez	2014
3.	.445	Shannon Myers	1994
4.	.435	Brian Dice	2010
5.	.433	Shannon Myers	1995
6.	.433	Matt Keever	2005
7.	.426	Neill Kivett	1986
	.426	Daniel Ford	2008
9.	.421	Marty Nichols	1993
10.	.405	Craig Sizemore	2000

GAMES PLAYED

#	Games	Player	Year
1.	59	Cole Laskowski	2022
	59	Drew Yniesta	2022
	59	Anthony Porrino	2022
4.	58	David Bell	2022
5.	57	Nick Clarno	2022
	57	Wade Cuda	2022
7.	55	Luis Atiles	2022
	55	Hank Wofford	2008
	55	Daniel Ford	2008
	55	Evan Taylor	2008

AT BATS

#	ABs	Player	Year
1.	230	Drew Yniesta	2022
2.	222	Hank Wofford	2007
3.	218	Evan Taylor	2008
4.	217	Chip Bradford	2002
5.	216	Daniel Ford	2008
	216	Ryan Perkins	2016
7.	212	Anthony Porrino	2022
	212	Nick Clarno	2022
9.	211	John Pugh	2006
10.	209	Taylor MacCurdy	2007

RUNS SCORED

#	Runs	Player	Year
1.	65	Drew Yniesta	2022
2.	63	Jarred Caputo	2002
3.	60	Craig Sizemore	2001
4.	59	Justin Dean	2018
5.	58	Wade Cuda	2022
6.	57	Justin Dean	2016
7.	56	Craig Sizemore	2000
8.	55	Craig Sizemore	2000
9.	54	Cole Laskowski	2022
	54	Taylor MacCurdy	2007
	54	Anthony Porrino	2022
	54	Daniel Ford	2008

HITS

#	Hits	Player	Year
1.	92	Daniel Ford	2008
2.	90	Matt Keever	2005
3.	88	Drew Yniesta	2022
4.	84	Taylor MacCurdy	2007
5.	83	William Combs	2001
6.	82	Anthony Porrino	2022
7.	81	Chip Bradford	2001
8.	80	Chip Bradford	2002
9.	78	Nick Clarno	2022
10.	75	Craig Sizemore	2000
	75	Jarred Caputo	2002
	75	Hank Wofford	2008

DOUBLES

#	2Bs	Player	Year
1.	22	William Combs	2000
2.	21	Craig Sizemore	2000
3.	20	Dalton Hall	2013
	20	Max Loveland	2009
	20	Craig Sizemore	2001
	20	Daniel Ford	2008
7.	19	William Combs	2001
	19	Jason Keever	1999
9.	18	Darren McGlamery	1994
	18	Marcus Shoemaker	2017
	18	Taylor MacCurdy	2007
	18	David Newcomer	2017

TRIPLES

#	3Bs	Player	Year
1.	7	Wes Tucker	1998
	7	Shannon Myers	1997
	7	Justin Dean	2018
4.	6	Dallas Tarleton	2006
	6	Darren McGlamery	1996
	6	Ivan Vieitez	2013
	6	Ivan Vieitez	2012
8.	5	Chandler Shaw	1997
	5	Zach Jacobs	2017
	5	Justin Dean	2017
	5	Kent Cloninger	1992

HOME RUNS

#	HRs	Player	Year
1.	17	Evan Taylor	2010
2.	16	Wade Cuda	2022
	16	Brian Dice	2010
4.	15	Drue Galassi	2021
	15	Stephen Andrews	2010
6.	14	Drew Yniesta	2022
7.	13	Anthony Porrino	2022
8.	12	Craig Sizemore	2001
9.	11	E.J. Ranel	2021
	11	Israel Campbell	2001
	11	William Combs	2000



Daniel Ford (2008) is the all-time leader in hits in a season with 92.

RUNS BATTED IN

#	RBI	Player	Year
1.	65	Anthony Porrino	2022
2.	61	Matthew De La Rosa	2016
3.	60	Daniel Ford	2008
	60	Craig Sizemore	2001
	60	William Combs	2000
6.	59	Brian Dice	2010
7.	58	Drew Yniesta	2022
8.	55	Colby Dishmond	2016
	55	Luis Atiles	2022
10.	54	Chip Bradford	2002

TOTAL BASES

#	TBs	Player	Year
1.	146	Daniel Ford	2008
2.	144	Drew Yniesta	2022
3.	139	Anthony Porrino	2022
4.	137	Brian Dice	2010
5.	136	Matt Keever	2005
6.	130	Craig Sizemore	2001
7.	127	Craig Sizemore	2000
8.	125	Evan Taylor	2010
9.	124	Wade Cuda	2022
	124	Chip Bradford	2002
	124	Stephen Andrews	2010



INDIVIDUAL SEASON RECORDS

WALKS

#	BBs	Player	Year
1.	51	Jarred Caputo	2002
2.	50	Rob Knight	2009
3.	49	Cole Laskowski	2022
4.	44	Colby Dishmond	2016
5.	42	Rob Knight	2010
6.	38	Craig Sizemore	2000
7.	37	Drew Yniesta	2022
	37	Nick Clarno	2022
9.	36	Craig Sizemore	2006
10.	35	Chandler Shaw	1998

ON BASE PERCENTAGE (min. 100 ABs)

#	OBP	Player	Year
1.	.610	Rob Knight	2009
2.	.544	Marty Nichols	1993
3.	.539	Ivan Vieitez	2014
4.	.528	Jarred Caputo	2002
5.	.523	Rob Knight	2010
6.	.503	Shannon Myers	1994
7.	.498	Justin Dean	2018
8.	.496	Shannon Myers	1995
9.	.494	Craig Sizemore	2000
10.	.493	Brian Craig	1993

SLUGGING PERCENTAGE (min. 100 ABs)

#	Slug.	Player	Year
1.	.806	Brian Dice	2010
2.	.748	Marty Nichols	1993
3.	.738	Drue Galassi	2021
4.	.699	Matthew Freeman	2019
5.	.697	Stephen Andrews	2010
6.	.694	Ivan Vieitez	2014
7.	.689	William Combs	2000
8.	.686	Craig Sizemore	2000
9.	.684	Craig Sizemore	2001
10.	.680	William Combs	1999

STOLEN BASES

#	SBs	Player	Year
1.	36	Shannon Myers	1994
2.	26	Alex Cooks	2010
3.	24	Hank Wofford	2008
	24	Eddie Hickman	1985
5.	23	Max Loveland	2009
6.	19	Shannon Myers	1997
	19	Will Davis	1996
8.	18	Stephen Andrews	2011
9.	17	Ivan Vieitez	2012
10.	16	Wes Tucker	1998
	16	Matt Wiley	2004

PITCHING APPEARANCES

#	App.	Player	Year
1.	26	Landon Elks	2015
2.	25	Josh Keller	2008
	25	Braden Houston	2022
	25	Ben Friebel	2022
5.	24	Brian Chandler	2010
6.	23	Matt Howell	2002
	23	Michael Allen	2022
	23	Landon Whitson	2018
	23	Casey Light	2000
	23	Brett Ford	1994
	23	Jackson Reid	2022

PITCHING STARTS

#	GS	Player	Year
1.	16	Jesse Jordan	2006
2.	15	Brian Whitaker	2000
	15	David Porter	1999
4.	14	Andrew Patrick	2022
	14	Joshua Lanham	2022
	14	Chris Henderson	2008
	14	Austin Edwards	2022
	14	Michael Clontz	2001
9.	13	Nine tied	---

COMPLETE GAMES

#	CG	Player	Year
1.	11	Bill Johnson	1986
2.	8	David Porter	1999
	8	Michael Clontz	1999
	8	Israel Campbell	2001
5.	7	Michael Clontz	1998
	7	Tony Grady	1982
7.	6	Israel Campbell	2002
	6	Brian Jones	1996
	6	Steve Davis	1991
	6	Todd Setzer	1997
	6	David Porter	1998

INNINGS PITCHED

#	Inn.	Player	Year
1.	110.1	Israel Campbell	2001
2.	108.1	Jesse Jordan	2006
3.	98.2	David Porter	1999
4.	95.0	Israel Campbell	2002
	95.0	Michael Clontz	1999
6.	91.1	Michael Clontz	2000
7.	90.0	Joshua Lanham	2022
8.	89.1	Chris Henderson	2008
9.	89.0	Israel Campbell	2000
10.	87.1	Jesse Jordan	2007

ERA (min. 40 IP)

#	ERA	Player	Year
1.	1.55	Steve Davis	1991
2.	2.05	Bill Johnson	1985
3.	2.17	Tommy Obst	1996
4.	2.25	Joshua Lanham	2021
5.	2.28	Thomas St. Clair	2017
6.	2.39	Jimmy George	1991
7.	2.40	Joshua Lanham	2022
8.	2.91	Rex Marley	1994
9.	2.93	Hunter Martin	2019
10.	2.95	Ivan Vieitez	2014

STRIKEOUTS

#	Ks	Player	Year
1.	116	Thomas St. Clair	2017
2.	112	Joshua Lanham	2022
3.	95	Andrew Patrick	2022
4.	91	Thomas St. Clair	2015
5.	90	Joshua Lanham	2020
6.	89	Paul Hall	2019
7.	88	Chris Henderson	2010
8.	85	Chris Henderson	2009
9.	84	Austin Edwards	2022
10.	78	Michael Clontz	1999

WINS

#	W	Player	Year
1.	11	Joshua Lanham	2022
2.	10	Israel Campbell	2001
	10	Thomas St. Clair	2017
4.	9	Andrew Patrick	2022
	9	Michael Clontz	2000
	9	Michael Clontz	1998
7.	8	David Porter	1999
	8	Jesse Jordan	2005
8.	8	John Grigg	2018
	8	Israel Campbell	2000

SAVES

#	SV	Player	Year
1.	9	Landon Whitson	2018
2.	7	Max Loveland	2009
	7	Josh Keller	2007
4.	6	Nick Flachofsky	2014
	6	Brett Ford	1994
	6	Ben Friebel	2020

FIELDING PERCENTAGE

#	Pct.	Player	Year
1.	1.000	Read Brown	2014
2.	.996	William Combs	2001
3.	.996	Cole Fowler	2017
4.	.996	Brent Nichols	2001
5.	.995	Dallas Tarleton	2007



INDIVIDUAL CAREER RECORDS

GAMES PLAYED

#	Games	Player	Years
1.	200	Hank Wofford	2007-10
2.	197	Evan Taylor	2007-10
	197	Craig Sizemore	1999-02
4.	194	Taylor MacCurdy	2004-07
5.	189	Marcus Shoemaker	2015-18
6.	186	Ivan Vieitez	2012-15
7.	184	David Newcomer	2014-17
8.	183	Matt Wiley	2003-06
9.	182	Dustin Day	2001-04
10.	177	Jordan Ackley	2004-07

BATTING AVERAGE (min. 250 ABs)

#	Avg.	Player	Years
1.	.412	Rob Knight	2009-10
2.	.391	Shannon Myers	1992-97
3.	.385	Jarred Caputo	2000-02
4.	.373	Craig Sizemore	1999-02
5.	.369	William Combs	1998-01
6.	.369	Matt Sigmon	2003-06
7.	.367	Justin Dean	2016-18
8.	.366	Brantley Rumford	2014-15
9.	.353	Taylor MacCurdy	2004-07
10.	.352	Chip Bradford	1999-02

AT BATS

#	ABs	Player	Years
1.	819	Hank Wofford	2007-10
2.	772	Evan Taylor	2007-10
3.	736	Taylor MacCurdy	2004-07
4.	725	Matt Wiley	2003-06
5.	721	Craig Sizemore	1999-02
6.	677	Marcus Shoemaker	2015-18
7.	674	Ivan Vieitez	2012-15
8.	660	Chip Bradford	1999-02
9.	655	William Combs	1998-01
10.	648	David Newcomer	2014-17

RUNS SCORED

#	Runs	Player	Years
1.	206	Craig Sizemore	1999-02
2.	178	Evan Taylor	2007-10
3.	177	Hank Wofford	2007-10
4.	168	Taylor MacCurdy	2004-07
5.	163	Jarred Caputo	2000-02
6.	158	Justin Dean	2016-18
7.	151	Matt Wiley	2003-06
8.	145	Ivan Vieitez	2012-15
9.	144	Marcus Shoemaker	2015-18
10.	140	William Combs	1998-01

HITS

#	Hits	Player	Years
1.	275	Hank Wofford	2007-10
2.	269	Craig Sizemore	1999-02
3.	260	Taylor MacCurdy	2004-07
4.	250	Matt Wiley	2003-06
5.	245	Evan Taylor	2007-10
6.	242	William Combs	1998-01
7.	233	Ivan Vieitez	2012-15
8.	232	Chip Bradford	1999-02
9.	223	Brian Dice	2008-11
10.	214	Marcus Shoemaker	2015-18

DOUBLES

#	2Bs	Player	Years
1.	70	Craig Sizemore	1999-02
2.	64	William Combs	1998-01
3.	57	Evan Taylor	2007-10
4.	51	Taylor MacCurdy	2004-07
5.	50	Darren McGlamery	1993-96
	50	Marcus Shoemaker	2015-18
7.	46	Brian Dice	2008-11
8.	45	Jason Keever	1997-00
9.	44	Ivan Vieitez	2012-15
	44	Matt Wiley	2003-06

TRIPLES

#	3Bs	Player	Years
1.	16	Ivan Vieitez	2012-15
2.	12	Justin Dean	2016-18
3.	10	Matt Wiley	2003-06
4.	9	Shannon Myers	1992-97
	9	Darren McGlamery	1993-96
6.	8	Stephan Arcieri	2009-12
	8	Wes Tucker	1998-00
	8	Dallas Tarleton	2006-07
	8	Jordan Ackley	2004-07
10.	7	Six tied	----

HOME RUNS

#	HRs	Player	Years
1.	36	Evan Taylor	2007-10
2.	32	Craig Sizemore	1999-02
3.	31	Brian Dice	2008-11
4.	30	Stephen Andrews	2008-11
5.	28	William Combs	1998-01
6.	27	Israel Campbell	1999-02
	27	Darren McGlamery	1993-96
8.	21	Chip Bradford	1999-02
	21	Ivan Vieitez	2012-15
10.	19	John Verdinek	2003-06
	19	Wade Cuda	2021-22

RUNS BATTED IN

#	RBI	Player	Years
1.	187	Evan Taylor	2007-10
2.	186	Craig Sizemore	1999-02
3.	179	William Combs	1998-01
4.	164	Matt Wiley	2003-06
5.	160	Brian Dice	2008-11
6.	147	Ivan Vieitez	2012-15
7.	141	John Verdinek	2003-06
8.	136	Chip Bradford	1999-02
9.	129	Taylor MacCurdy	2004-07
10.	125	Darren McGlamery	1993-96

STOLEN BASES

#	ABs	Player	Years
1.	81	Shannon Myers	1992-97
2.	64	Hank Wofford	2007-10
3.	43	Ivan Vieitez	2012-15
4.	38	Alex Cooks	2009-10
	38	Stephen Andrews	2008-11
6.	37	Will Davis	1995-97
7.	35	Matt Wiley	2003-06
8.	34	Justin Dean	2016-18
9.	32	Wes Tucker	1997-00
10.	25	Robyn Bryant	1991-93

WALKS

#	BBs	Player	Years
1.	132	Craig Sizemore	1999-02
2.	120	Jarred Caputo	2000-02
3.	92	Rob Knight	2009-10
4.	87	Evan Taylor	2007-10
	87	Marcus Shoemaker	2015-18
6.	85	Dustin Day	2001-04
7.	82	William Combs	1998-01
8.	81	Colton Hansley	2010-13
	81	Darren McGlamery	1993-96
10.	80	Justin Dean	2016-18

SLUGGING PCT. (min. 250 ABs)

#	Slug.	Player	Years
1.	.617	Craig Sizemore	1999-02
2.	.602	William Combs	1998-01
3.	.601	Darren McGlamery	1993-96
4.	.583	Wade Cuda	2021-22
5.	.577	Marty Nichols	1991-94
6.	.575	Brian Dice	2008-11
7.	.561	Chandler Shaw	1997-98
8.	.554	Shannon Myers	1992-97
9.	.552	Ivan Vieitez	2012-15
10.	.550	Jarred Caputo	2000-02

ON BASE PCT. (min. 250 ABs)

#	OBP	Player	Years
1.	.565	Rob Knight	2009-10
2.	.498	Jarred Caputo	2000-02
3.	.469	Craig Sizemore	1999-02
4.	.467	Justin Dean	2016-18
5.	.464	Marty Nichols	1991-94
6.	.449	Zachary Glass	2008-09
7.	.444	Wes Tucker	1997-00
8.	.444	Shannon Myers	1992-97
9.	.438	Dallas Tarleton	2006-07
10.	.438	William Combs	1998-01

HIT BY PITCH

#	HBP	Player	Years
1.	31	Taylor MacCurdy	2004-07
2.	28	Justin Dean	2016-18
3.	23	David Newcomer	2014-17
4.	20	Hank Wofford	2007-10
5.	19	John Pugh	2003-06
	19	Grant Fuller	2016-19

TOTAL BASES

#	TB	Player	Years
1.	445	Craig Sizemore	1999-02
2.	418	Evan Taylor	2007-10
3.	394	William Combs	1998-01
4.	372	Ivan Vieitez	2012-15
5.	366	Brian Dice	2008-11
6.	353	Matt Wiley	2003-06
7.	348	Taylor MacCurdy	2004-07
8.	344	Chip Bradford	1999-02
9.	330	Darren McGlamery	1993-96
10.	327	Hank Wofford	2007-10



INDIVIDUAL CAREER RECORDS

LOWEST ERA (MIN. 90 IP)

#	ERA	Player	Years
1.	2.42	Joshua Lanham	2020-
2.	2.88	Jimmy George	1990-93
3.	3.19	Andrew Patrick	2021-
4.	3.35	Tad Ratliff	2015-17
5.	3.53	Rick Hall	1992-93
6.	3.63	Mike Tidwell	1990-91
7.	3.85	Israel Campbell	1999-02
8.	3.86	John Curtis	2014-17
9.	3.88	Jason Stowe	1991-92
10.	3.92	Thomas St. Clair	2014-17

PITCHING APPEARANCES

#	GP	Player	Years
1.	68	Brett Fulk	2016-21
	68	Josh Keller	2006-08
3.	67	Jesse Jordan	2004-07
4.	65	Matt Howell	2000-03
	65	Chris Henderson	2007-10
6.	64	Michael Clontz	1998-01
7.	63	Israel Campbell	1999-02
8.	62	Michael Allen	2019-22
9.	61	Brett Yates	2001-04
10.	60	John Curtis	2014-17

GAMES STARTED

#	GS	Player	Years
1.	55	Jesse Jordan	2004-07
2.	48	Michael Clontz	1998-01
3.	44	Chris Henderson	2007-10
4.	40	David Porter	1998-01
5.	39	Thomas St. Clair	2014-17
6.	36	Israel Campbell	1999-02
7.	31	Todd Setzer	1993-97
8.	31	Greg Conrad	2006-09
9.	30	Bobby Kennett	2002-04, 06
10	29	Alex Shirazi	2018-21
	29	Dennis Downey	2004-07
	29	Brandon Padgett	2008-11

COMPLETE GAMES

#	CG	Player	Years
1.	25	Michael Clontz	1998-01
2.	18	Israel Campbell	1999-02
3.	16	David Porter	1998-01
	16	Bill Johnson	1985-86
5.	12	Jesse Jordan	2004-07
6.	10	Todd Setzer	1993-97
	10	Mike Tidwell	1990-91
8.	9	Rick Hall	1992-93
9.	7	five tied	----

SHUTOUTS

#	SHO	Player	Years
1.	4	Todd Setzer	1993-97
2.	3	Michael Clontz	1998-01
3.	2	six tied	----

INNINGS PITCHED

#	IP	Player	Years
1.	350.0	Michael Clontz	1998-01
2.	341.1	Jesse Jordan	2004-07
3.	322.1	Israel Campbell	1999-02
4.	305.0	Chris Henderson	2007-10
5.	266.2	David Porter	1998-01
6.	218.1	Thomas St. Clair	2014-17
7.	215.1	Dennis Downey	2004-07
8.	196.2	Brett Yates	2001-04
9.	195.0	Matt Howell	2000-03
10.	192.1	Bobby Kennett	2002-06

STRIKEOUTS

#	K	Player	Years
1.	287	Chris Henderson	2007-10
2.	284	Thomas St. Clair	2014-17
3.	247	Michael Clontz	1998-01
4.	221	Joshua Lanham	2020-
5.	212	Jesse Jordan	2004-07
6.	191	John Curtis	2014-17
7.	185	David Porter	1998-01
8.	184	Alex Shirazi	2018-21
9.	168	Israel Campbell	1999-02
10.	162	Bobby Kennett	2002-06

WINS

#	W	Player	Years
1.	29	Michael Clontz	1998-01
2.	23	David Porter	1998-01
	23	Israel Campbell	1999-02
4.	22	Jesse Jordan	2004-07
5.	19	Chris Henderson	2007-10
	19	Dennis Downey	2002-06
	19	Matt Howell	2000-03
8.	18	Joshua Lanham	2020-
9.	17	Rex Marley	1993-06
	17	Thomas St. Clair	2014-17

LOSSES

#	L	Player	Years
1.	20	Jesse Jordan	2004-07
2.	19	Chris Henderson	2007-10
3.	17	Michael Clontz	1998-01
4.	15	Bobby Kennett	2002-06
5.	14	Justin McLeymore	2002-05
	14	Christian Hicks	2011-13
	14	Ivan Vieitez	2012-15
8.	13	Brandon Padgett	2008-11
	13	Jared Carroll	2010-13
10.	12	Israel Campbell	1999-02
	12	David Porter	1998-01
	12	John Curtis	2014-17

LOWEST OPPONENT BATTING AVG.

#	Avg.	Player	Years
1.	.193	Andrew Patrick	2021-
2.	.208	Joshua Lanham	2020-
3.	.227	John Grigg	2017-18, 20
4.	.237	Thomas St. Clair	2014-17
5.	.24	Tad Ratliff	2015-17
6.	.267	Alex Shirazi	2018-21
7.	.274	Ivan Vieitez	2012-15
8.	.278	Chris Henderson	2007-10
9.	.281	Wes McGuire	2014-16
10.	.287	Austin Hancock	2016-17

SAVES

#	Sv.	Player	Years
1.	12	Ben Friebe	2020-22
2.	11	Josh Keller	2006-08
3.	9	Landon Whitson	2015-18
	9	Shane Worth	1995-96
5.	8	Tad Ratliff	2015-17

FIELDING PCT. (Min. 300 chances)

#	Pct.	Player	Years
1.	.994	William Combs	1998-01
2.	.989	Anthony Porrino	2022
3.	.989	Dallas Tarleton	2006-07
4.	.988	Colby Dishmond	2015-16
5.	.987	Zachary Glass	2008-09
6.	.987	Brian Dice	2008-11
7.	.983	Zack Shoemaker	2016-19
8.	.981	Rob Knight	2009-10
9.	.981	J.R. Hopf	2003
10.	.981	Colton Hansley	2010-13

PUTOUTS

#	PO.	Player	Years
1.	1258	William Combs	1998-01
2.	871	Alex Reynolds	2017-19
3.	870	Colton Hansley	2010-13
4.	788	Zack Shoemaker	2016-19
5.	775	Brian Dice	2008-11
6.	770	Jordan Ackley	2004-07
7.	741	Nick Clarno	2021-22
8.	718	Zachary Glass	2008-09
9.	643	David Newcomer	2014-17
10.	613	Colby Dishmond	2015-16

ASSISTS

#	Ast.	Player	Years
1.	463	Jarred Caputo	2000-02
2.	436	Taylor MacCurdy	2004-07
3.	423	Dalton Hall	2010-13
4.	416	Craig Sizemore	1999-03
5.	415	Hank Wofford	2007-10

ERRORS

#	E	Player	Years
1.	62	Taylor MacCurdy	2004-07
2.	61	Dustin Day	2001-04
3.	52	Jarred Caputo	2000-02
4.	47	Dalton Hall	2010-13
5.	42	Craig Sizemore	1999-02



INDIVIDUAL GAME RECORDS

OVERALL

Most Runs Scored 32 vs. Emmanuel (2/12/17)
Lenoir-Rhyne 32, Emmanuel 2

Most Runs (Opponent) 25 by Limestone (2001) and Wofford (1975)
Limestone 25, LR 5 (3/13/2001)
Wofford 25, LR 13 (1975)

Most Runs (Combined) 39 vs. Carson-Newman (1993) and App St. (1945)
Carson-Newman 22, LR 17 (3/17/1993)
LR 28, App St. 11 (1945)

Largest Margin of Victory 30 vs. Belmont Abbey (1959) and Emmanuel (2/12/17)
LR 30, Belmont Abbey 0
LR 32, Emmanuel 2

Largest Margin of Defeat 23 vs. High Point (1974) and Catawba (1945)
High Point 23, LR 0
Catawba 23, LR 0

Single-Season Winning Streak 19 in 2022 from 2/8/22 to 3/11/22

Single-Season Losing Streak 15 in 2003 from 3/19/03 to 4/13/03

Longest Overall Winning Streak 19 in 2022 from 2/8/22 to 3/11/22
19 spanning 1952 and 1953 seasons
19 spanning 2014 and 2015 seasons

Longest Overall Losing Streak 15 in 2003 from 3/19/03 to 4/13/03
15 spanning 1969 and 1970 seasons

At Bats in a game 8 by Gregg Morgan and Matt Wiley vs. Belmont Abbey (2004)

Runs in a game 6 by Evan Taylor vs. Brevard (3/13/2010)

Hits in a game 6 by Brian Tester vs. Belmont Abbey (3/16/2004)

Doubles in a game 3 done seven times, most recently by Marcus Shoemaker (2017)

Home Runs in a game 3 by Craig Sizemore vs. Catawba (4/7/2001) and Wade Cuda (2/11/22)

Runs Batted In in a game 7 by Craig Sizemore vs. Catawba (4/7/2001)

Stolen Bases in a game 6 by Jeff Parham (1988)

DURING RAMIREZ ERA

Most Runs Scored 23 vs. UVA Wise (3/13/21)

Most Runs (Opponent) 19 at Queens (3/7/20)

At Bats in a game 7, done 3 times

Runs in a game 4, done four times

Hits in a game 4, done 11 times

Doubles in a game 3, done three times

Home Runs in a game 3, Wade Cuda, (2/11/22)

Runs Batted In in a game 6, done seven times

Stolen Bases in a game 3, Will Jones vs. Anderson (3/21/21)

Most Innings Pitched 10, Alex Shirazi vs. Newberry (4/17/21)

Most Strikeouts 14, Josh Lanham, twice



SAC TOURNAMENT RESULTS (24-32) ALL-TIME RECORD

2022 | SEED: #3 | TOURNAMENT CHAMPS

Kodak, Tenn.	Queens (4)	W, 8-0
Kodak, Tenn.	Catawba (5)	W, 3-2
Kodak, Tenn.	Wingate (1)	W, 11-2
Kodak, Tenn.	Wingate (1)	L, 3-8
Kodak, Tenn.	Wingate (1)	W, 18-8

2021 | SEED: #6

Kodak, Tenn.	Coker (7)	L, 2-4
--------------	-----------	--------

2018 | SEED: #5

Kodak, Tenn.	Anderson (8)	L, 2-16
--------------	--------------	---------

2016 | SEED: #8

Kodak, Tenn.	Newberry (5)	L, 0-5
--------------	--------------	--------

2009 | SEED: #6

Wingate, N.C.	Tusculum (1)	L, 8-11
Wingate, N.C.	Newberry (5)	L, 7-10

2008 | SEED: #4

Hickory, N.C.	Tusculum (3)	L, 3-12
Hickory, N.C.	Catawba (1)	L, 4-10

2007 | SEED: #4

Greenville, S.C.	Catawba (3)	L, 8-9 (10)
Greenville, S.C.	Tusculum (1)	L, 1-4

2006 | SEED: #5

Greenville, Tenn.	Mars Hill (4)	L, 1-2
Greenville, Tenn.	Newberry (8)	W, 13-3

2005 | SEED: #6

Greenville, Tenn.	Carson-Newman (3)	L, 5-9
Greenville, Tenn.	Tusculum (1)	L, 9-14

2004 | SEED: #6

Fort Mill, S.C.	Wingate (3)	L, 5-10
Fort Mill, S.C.	Newberry (7)	L, 5-14

2003 | SEED: #7

Newberry, S.C.	Wingate (2)	L, 3-10
Newberry, S.C.	Newberry (6)	L, 3-6

2002 | SEED: #5

Newberry, S.C.	Tusculum (4)	L, 7-8 (11)
Newberry, S.C.	Newberry (8)	W, 9-8
Newberry, S.C.	Mars Hill (7)	W, 16-5
Newberry, S.C.	Carson-Newman (1)	L, 8-9

2001 | SEED: #1 | TOURNAMENT CHAMPS

Newberry, S.C.	Newberry (8)	W, 10-8
Newberry, S.C.	Tusculum (5)	W, 13-7
Newberry, S.C.	Tusculum (5)	W, 8-7
Newberry, S.C.	Carson-Newman (6)	L, 2-5
Newberry, S.C.	Carson-Newman (6)	W, 7-5
Newberry, S.C.	Carson-Newman (6)	W, 7-6

2000 | SEED: #6 | TOURNAMENT CHAMPS

Salisbury, N.C.	Catawba (3)	W, 12-9
Salisbury, N.C.	Carson-Newman (2)	W, 12-9
Salisbury, N.C.	Gardner-Webb (4)	W, 9-6
Salisbury, N.C.	Gardner-Webb (4)	L, 2-3
Salisbury, N.C.	Gardner-Webb (4)	W, 6-1

1999 | SEED: #7

Salisbury, N.C.	Presbyterian (2)	L, 4-5
Salisbury, N.C.	Catawba (3)	L, 6-9

1998 | SEED: #3

Salisbury, N.C.	Newberry (6)	W, 4-2
Salisbury, N.C.	Wingate (2)	W, 13-4
Salisbury, N.C.	Presbyterian (1)	L, 2-9
Salisbury, N.C.	Wingate (2)	L, 1-6

1996 | SEED: #4 | TOURNAMENT RUNNER UP

Salisbury, N.C.	Presbyterian (5)	W, 6-4
Salisbury, N.C.	Wingate (1)	L, 4-9
Salisbury, N.C.	Catawba (6)	W, 11-8
Salisbury, N.C.	Presbyterian (5)	W, 9-7
Salisbury, N.C.	Elon (3)	W, 7-4
Salisbury, N.C.	Wingate (1)	L, 6-14

1995 | SEED: #4


Salisbury, N.C.	Wingate (1)	L, 6-11
Salisbury, N.C.	Elon (7)	L, 3-5

1994 | SEED: #3

Hickory, N.C.	Gardner-Webb (6)	L, 6-15
---------------	------------------	---------

1991 | SEED: #4

Jefferson City, Tenn.	Carson-Newman (1)	W, 5-0
Jefferson City, Tenn.	Catawba (2)	W, 2-1
Jefferson City, Tenn.	Elon (3)	L, 5-7
Jefferson City, Tenn.	Elon (3)	L, 3-8



Lenoir-Rhyne won its third SAC Tournament Championship in program history in 2022.



NCAA TOURNAMENT RESULTS


(3-4) ALL-TIME RECORD
2 APPEARANCES

2022	Round	Location	Opponent	W/L	Score	Pitcher of Record	HR
	Regional	Tigerville, S.C.	UNC Pembroke	W	12-5	Lanham	Cuda (2), Bell (1), Yneista (1), Clarno (1)
	Regional	Tigerville, S.C.	North Greenville	W	7-1	Patrick	None
	Regional	Tigerville, S.C.	North Greenville	L	4-8	Edwards	Porrino (1)
	Regional	Tigerville, S.C.	North Greenville	L	3-13	Moyers	

2001	Round	Location	Opponent	W/L	Score	Pitcher of Record	HR
	Regional	Tampa, Fla.	Wingate	W	14-8	Campbell	Sizemore (1)
	Regional	Tampa, Fla.	Tampa	L	5-12	Clontz	Combs (1)
	Regional	Tampa, Fla.	Saint Leo	L	7-12	Lindley	Campbell (1), Day (1), Nichols (1)



The Lenoir-Rhyne dugout cheers during the middle of the five-run seventh inning. Lenoir-Rhyne defeated Wingate 14-8 to win their first NCAA Tournament game on May 17, 2001.



The Bears slugged five home runs, including two by Wade Cuda (pictured), to defeat UNC Pembroke 12-5 for their second NCAA Tournament victory.

NCAA TOURNAMENT RECORDS

GAME (INDIVIDUAL)

Runs	Jarred Caputo, Dustin Day	3
Hits	Dustin Day	4
Runs Batted In	Drew Yneista, Paul Pope	4
Doubles	Dustin Day	2
Triples	Chip Bradford	1
Home Runs	Wade Cuda	2
Innings Pitched	Joshua Lanham	8.0
Strikeouts	Joshua Lanham	10

TEAM

Runs	vs. Wingate, 2001	14
Home Runs	vs. UNC Pembroke, 2022	5
Hits	vs. Wingate, 2001	15
Strikeouts	vs. UNC Pembroke, 2022	10



LENOIR-RHYNE BASEBALL

GAME RESULTS (SAC ERA)

1990 (15-25, 10-11 SAC)

Head Coach: John Hamilton
SAC Finish: 4th

Belmont Abbey	W	12-6
North Florida	L	1-8
North Florida	W	4-0
Saint Leo	L	5-24
Saint Leo	L	1-9
Eckerd	L	4-8
Tampa	L	1-9
Carson-Newman	L	0-9
Carson-Newman	L	1-2
Mars Hill	W	1-0
Wofford	L	2-6
Bluefield St.	W	5-4
Catawba	W	2-1
Elon	L	1-2
Elon	L	0-1
UNC-Charlotte	L	2-3
Presbyterian	W	5-4
Presbyterian	L	2-6
Wingate	L	3-7
Wofford	L	2-6
Gardner-Webb	W	8-5
Gardner-Webb	L	1-4
Gardner-Webb	L	5-6
Guilford	W	8-7
High Point	L	2-5
Mars Hill	W	10-7
Mars Hill	W	5-3
Carson-Newman	L	6-8
Davidson	L	2-8
Elon	L	2-3
Catawba	W	5-3
Catawba	L	2-10
Guilford	W	14-2
High Point	L	2-4
Wingate	W	4-0
Wingate	W	8-4
Presbyterian	W	4-0
Appalachian St.	L	1-6
Davidson	L	0-7
UNC-Asheville	L	8-9

1991 (25-17, 12-9 SAC)

Head Coach: John Hamilton
SAC Finish: 4th

Pfeiffer	W	5-2
Warren Wilson	W	6-1
Carson-Newman	L	2-4
Carson-Newman	L	3-5
Bluefield	W	8-2
California St. (Pa.)	L	2-3

Catawba	W	12-5
Elon	W	5-2
Elon	W	9-1
Mars Hill	L	2-11
Warren Wilson	W	5-1
Dowling, N.Y.	W	8-1
Presbyterian	W	8-0
Presbyterian	W	4-2
Wingate	W	4-2
Wofford	L	5-11
High Point	W	19-15
Bluefield St.	W	4-3
Gardner-Webb	W	6-5
Gardner-Webb	L	3-4
Gardner-Webb	L	3-7
Belmont Abbey	W	9-7
Mars Hill	W	12-4
Mars Hill	W	9-3
Johnson St. (Vt.)	W	16-4
Bristol	W	10-6
Catawba	W	16-3
Catawba	W	12-2
Elon	L	2-7
Carson-Newman	L	2-3
Guilford	L	6-15
High Point	W	5-4
UNC-Charlotte	L	3-5
Wingate	W	8-3
Wingate	L	1-7
Presbyterian	W	5-2
Pfeiffer	L	0-4
Carson-Newman	W	5-0
Catawba	W	2-1
Elon	L	5-7
Elon	L	3-8
Wofford	L	3-10

1992 (23-13, 11-10 SAC)

Head Coach: John Hamilton
SAC Finish: 5th

Pfeiffer	L	6-7
Guilford	W	6-0
Guilford	W	10-1
California St. (Pa.)	W	3-2
Carson-Newman	W	6-5
Carson-Newman	L	1-2
Carson-Newman	W	13-4
Wofford	L	5-9
Elon	W	9-2
Elon	W	6-2
Elon	L	1-8
Brockport St.	W	4-2
Pfeiffer	W	8-2
Presbyterian	L	1-4
Presbyterian	L	1-4

Presbyterian	L	1-7
Warren Wilson	W	9-0
Warren Wilson	W	9-0
Gardner-Webb	W	3-1
Gardner-Webb	W	12-0
Gardner-Webb	W	7-0
Bristol	W	10-6
High Point	L	5-7
Wofford	W	15-5
Mars Hill	W	4-3
Mars Hill	W	5-2
Mars Hill	W	5-3
Guilford	W	5-0
High Point	W	12-9
Catawba	L	1-4
Catawba	L	2-8
Catawba	L	3-9
Belmont Abbey	W	8-4
Wingate	L	3-14
Wingate	L	2-4
Wingate	W	2-1

1993 (16-17, 10-11 SAC)

Head Coach: John Hamilton
SAC Finish: t-4th

Pfeiffer	W	18-4
Belmont Abbey	L	2-3
Guilford	L	6-12
Carson-Newman	L	2-3
Carson-Newman	L	5-6
Carson-Newman	L	17-22
California St.	L	6-8
California St.	W	16-3
Presbyterian	W	6-3
Presbyterian	W	8-0
Presbyterian	W	10-3
Washington & Jefferson	W	5-2
Montreat	W	8-7
Elon	L	2-6
Elon	L	4-5
Gardner-Webb	W	8-2
Gardner-Webb	W	14-8
Gardner-Webb	W	10-6
Belmont Abbey	W	11-2
Bristol	W	6-4
Mars Hill	W	2-0
Mars Hill	W	7-1
Mars Hill	W	16-6
Elon	L	7-9
High Point	L	2-9
Catawba	L	0-7
Catawba	L	1-6
Catawba	L	4-7
Bristol	L	5-7
Wingate	L	6-9



GAME RESULTS (SAC ERA)

Wingate	L	8-9
Wingate	W	10-3
Wingate	L	4-5

1994**(24-12, 13-7 SAC)**

Head Coach: John Hamilton
SAC Finish: 3rd

Bristol	W	16-5
Belmont Abbey	L	4-5
Belmont Abbey	L	4-5
Pfeiffer	L	1-7
Presbyterian	W	9-6
Presbyterian	L	2-3
Presbyterian	L	0-5
California St.	W	5-4
Alderson Broaddus	W	3-1
Gardner-Webb	W	3-0
Gardner-Webb	W	2-1
Gardner-Webb	L	5-6
High Point	W	14-3
Mars Hill	L	3-8
Mars Hill	W	5-1
Mars Hill	W	18-2
High Point	W	8-3
Catawba	W	4-3
Catawba	W	3-2
Quincy	W	8-1
Bristol	W	8-5
Wingate	W	9-6
Wingate	L	3-5
Wingate	L	2-5
Greensboro	W	12-4
Belmont Abbey	W	13-4
Carson-Newman	W	4-2
Carson-Newman	W	4-0
Carson-Newman	W	10-6
Guilford	W	20-1
Elon	L	3-4
Elon	W	2-0
Elon	W	5-2
Gardner-Webb	L	6-15
Pfeiffer	L	3-5
Montreat	W	8-5

1995**(20-21, 10-11 SAC)**

Head Coach: John Hamilton
SAC Finish: 4th

St. Rose	W	6-1
St. Rose	W	6-3
Belmont Abbey	L	6-7
Presbyterian	L	1-8
Presbyterian	W	5-3

Presbyterian	L	4-5
Guilford	W	10-9
Bluefield	W	10-2
Gardner-Webb	L	2-4
Gardner-Webb	W	1-0
Gardner-Webb	W	3-0
Shepherd	L	7-8
Shepherd	W	5-4
Shepherd	W	12-5
High Point	L	5-6
Mars Hill	L	5-12
Mars Hill	W	8-0
Mars Hill	W	6-0
Western Carolina	L	11-13
Augusta	L	10-12
Catawba	L	3-6
Catawba	L	1-2
Catawba	W	7-4
Montreat	L	3-5
St. Augustine's	W	12-0
Greensboro	W	9-8
Wingate	L	3-7
Wingate	L	4-5
Wingate	L	2-6
Pfeiffer	L	0-4
Carson-Newman	W	11-9
Carson-Newman	L	1-3
Carson-Newman	W	11-10
Belmont Abbeu	L	1-7
Elon	W	7-5
Elon	W	11-10
Elon	L	4-5
Gardner-Webb	W	9-8
Wingate	L	6-11
Elon	L	3-5

1996**(29-17, 12-9 SAC)**

Head Coach: John Hamilton
SAC Finish: 4th

Belmont Abbey	W	6-1
Pfeiffer	W	10-8
Gardner-Webb	W	8-2
Gardner-Webb	W	2-0
Gardner-Webb	W	10-9
Newberry	W	8-6
Mars Hill	W	10-3
Mars Hill	W	8-3
Mars Hill	W	3-2
Eckerd	W	3-2
Tampa	L	4-7
Tampa	L	5-6
Saint Leo	L	1-2
Catawba	W	4-1
Catawba	W	1-0

Catawba	W	4-1
St. Augustine's	W	18-4
High Point	W	14-4
Bluefield St.	W	6-1
Wingate	L	4-5
Wingate	W	3-2
Wingate	L	5-7
Shepherd	W	9-7
Shepherd	W	6-5
Carson-Newman	L	3-5
Carson-Newman	W	6-3
Carson-Newman	L	1-7
St. Augustine's	L	2-4
Pfeiffer	W	5-3
Elon	L	1-3
Elon	W	5-4
Elon	L	2-7
Greensboro	L	3-4
Guilford	W	6-1
Presbyterian	L	5-6
Presbyterian	L	2-3
Presbyterian	L	1-5
Presbyterian	W	6-4
Wingate	L	4-9
Catawba	W	11-8
Presbyterian	W	9-7
Elon	W	7-4
Wingate	L	6-14
High Point	W	4-1
Newberry	L	1-5
Wingate	W	7-3

1997**(20-21, 9-12 SAC)**

Head Coach: Frank Pait
SAC Finish: 6th

Belmont Abbey	W	14-5
Tusculum	W	8-0
Tusculum	W	11-10
Tusculum	W	10-5
Pfeiffer	W	2-1
Newberry	L	11-12
Lincoln Memorial	L	3-12
Gardner-Webb	L	4-6
Gardner-Webb	W	4-1
Gardner-Webb	W	11-5
High Point	L	5-8
Bluefield	W	8-2
Mars Hill	L	4-5
Mars Hill	W	16-5
Mars Hill	W	18-3
Catawba	W	8-1
Catawba	L	1-4
Catawba	L	4-13
Lincoln Memorial	L	4-7
Belmont Abbey	W	13-6



LENOIR-RHYNE BASEBALL

Wingate	W	10-6
Wingate	W	10-3
Wingate	L	9-11
High Point	W	4-2
Newberry	L	6-7
Carson-Newman	L	4-9
Carson-Newman	W	9-6
Carson-Newman	L	11-17
Guilford	W	20-3
Elon	L	5-12
Elon	L	3-8
Elon	W	8-3
Greensboro	W	15-11
Presbyterian	L	6-10
Presbyterian	L	1-2
Presbyterian	L	2-6
North Greenville	L	3-4
North Greenville	L	2-6
Wingate	W	6-4
Carson-Newman	L	4-16
Presbyterian	L	6-7

1998

(24-17-1, 11-6 SAC)

Head Coach: Frank Pait
SAC Finish: 3rd

Tusculum	W	6-4
Wingate	L	1-4
Gardner-Webb	W	4-0
Lander	L	8-9
Limestone	L	6-19
Belmont Abbey	W	8-2
Belmont Abbey	W	5-0
S.C.-Spartanburg	W	13-1
Newberry	L	3-8
Newberry	L	5-6
Newberry	W	8-5
Pfeiffer	W	11-7
High Point	L	2-4
Lincoln Memorial	L	3-5
Montreat	T	6-6
Gardner-Webb	L	9-13
Gardner-Webb	L	3-6
Gardner-Webb	L	3-11
Limestone	L	2-6
Mars Hill	W	5-4
Mars Hill	W	12-9
North Greenville	W	5-4
North Greenville	W	8-6
Shepherd	W	7-1
Shepherd	W	11-4
Shepherd	L	8-17
Catawba	W	11-3
Catawba	W	17-5
Catawba	W	7-4
Pfeiffer	L	4-6
High Point	L	2-6
Wingate	W	4-3
Wingate	L	4-12
Wingate	W	5-1
Montreat	W	10-7

Carson-Newman	W	4-0
Carson-Newman	W	5-4
Newberry	W	4-2
Wingate	W	13-4
Presbyterian	L	2-9
Wingate	L	1-6

1999

(20-24, 7-11 SAC)

Head Coach: Frank Pait
SAC Finish: 7th

Belmont Abbey	W	12-8
High Point	W	7-2
Catawba	L	1-14
Limestone	W	6-3
S.C.-Spartanburg	W	4-1
Shippensburg	L	0-5
Shippensburg	L	2-9
North Greenville	W	5-0
North Greenville	W	5-2
Wingate	L	0-12
Montreat	W	14-4
Newberry	L	4-6
Newberry	L	7-10
Newberry	W	9-3
Flagler	L	5-18
Flagler	L	5-15
North Florida	L	5-9
High Point	L	1-3
Binghamton	L	3-6
Gardner-Webb	L	0-3
Gardner-Webb	W	6-3
Gardner-Webb	L	9-11
Shepherd	W	14-9
Shepherd	W	17-3
High Point	W	17-3
Mars Hill	W	4-3
Mars Hill	W	9-0
Mars Hill	W	7-4
S.C.-Spartanburg	W	4-3
Catawba	L	4-6
Catawba	L	12-16
Catawba	L	1-8
Montreat	L	3-4
Wingate	W	11-6
Wingate	L	3-9
Wingate	L	7-21
Limestone	W	21-10
Coker	W	9-0
Carson-Newman	L	6-16
Carson-Newman	L	7-8
Carson-Newman	W	17-5
Presbyterian	L	4-5
Catawba	L	6-9

2000

(31-20, 13-10 SAC)

Head Coach: Frank Pait
SAC Finish: 6th
SAC TOURNAMENT CHAMPIONS

Pfeiffer	W	9-0
Wingate	L	1-5
Belmont Abbey	W	13-6
Belmont Abbey	W	17-12
North Greenville	L	4-5
North Greenville	W	14-4
Limestone	W	7-2
Brevard	W	9-4
Presbyterian	W	15-5
Presbyterian	W	10-8
Presbyterian	W	6-4
S.C.-Spartanburg	L	7-10
Pfeiffer	W	6-0
Wingate	W	11-9
Wingate	L	1-3
Wingate	L	3-8
Montreat	L	14-19
West Va. St.	W	13-2
West Va. St.	L	4-8
West Va. St.	W	11-7
Pfeiffer	W	8-6
Brevard	L	8-14
Gardner-Webb	W	9-6
Gardner-Webb	L	5-9
Gardner-Webb	L	8-14
Belmont Abbey	W	14-4
Catawba	L	7-8
Catawba	L	0-6
Catawba	W	11-6
Shepherd	W	8-0
Binghamton	L	1-8
Mars Hill	W	4-2
Mars Hill	L	1-5
Mars Hill	W	4-2
UNC Pembroke	W	5-2
S.C.-Spartanburg	W	11-8
Newberry	W	8-5
Newberry	W	4-3
Newberry	W	9-2
Montreat	L	6-9
Carson-Newman	L	4-6
Carson-Newman	W	5-3
Limestone	L	9-11
Tusculum	L	5-7
Tusculum	L	2-5
Tusculum	W	14-2
Catawba	W	12-9
Carson-Newman	W	12-9
Gardner-Webb	W	9-6
Gardner-Webb	L	2-3
Gardner-Webb	W	6-1

2001

(33-18, 15-5 SAC)

Head Coach: Frank Pait
SAC Finish: 1st
SAC REGULAR SEASON CHAMPIONS
SAC TOURNAMENT CHAMPIONS
NCAA TOURNAMENT APPEARANCE

Pfeiffer	W	8-5
----------	---	-----

LENOIR-RHYNE BASEBALL



Barton	W	8-3
Limestone	W	3-2
Saint Leo	W	6-3
Columbus St.	L	2-6
Columbus St.	L	3-4
Columbus St.	L	6-13
North Greenville	W	7-1
North Greenville	W	9-1
S.C.-Spartanburg	W	9-2
Pfeiffer	L	6-9
Brevard	L	4-6
Montreat	W	14-13
Belmont Abbey	L	5-9
Presbyterian	W	20-1
Presbyterian	L	7-10
Brevard	W	14-1
Bluefield	L	4-6
Newberry	W	13-1
Newberry	W	5-3
Newberry	W	25-10
Limestone	L	5-25
Belmont Abbey	L	6-9
Mars Hill	L	5-6
Mars Hill	W	6-5
Mars Hill	W	8-1
Tusculum	L	5-6
Tusculum	W	9-3
Tusculum	W	8-5
S.C.-Spartanburg	W	7-6
Carson-Newman	W	6-4
Carson-Newman	W	9-5
Carson-Newman	W	6-4
Limestone	W	9-8
Catawba	W	12-8
Catawba	L	1-9
Catawba	W	12-11
Montreat	L	11-12
Wingate	W	8-4
Wingate	W	15-3
Wingate	L	5-6
Pfeiffer	W	12-11
Newberry	W	10-8
Tusculum	W	13-7
Carson-Newman	L	2-5
Tusculum	W	8-7
Carson-Newman	W	7-5
Carson-Newman	W	7-6
Wingate%	W	14-8
Tampa%	L	5-12
Saint Leo%	L	7-12

% denotes NCAA Tournament game

2002 [32-20, 11-10 SAC]

Head Coach: Frank Pait
SAC Finish: t-4th

St. Andrews	L	2-6
St. Andrews	L	1-7
Brevard	W	9-3
Belmont Abbey	W	6-2
Limestone	L	6-8

S.C.-Spartanburg	W	15-13
Mount Olive	L	8-9
Mount Olive	W	9-1
Mount Olive	W	10-6
Milligan	L	7-10
Milligan	W	10-6
West Chester	W	5-4
West Chester	W	7-6
West Chester	W	5-2
North Greenville	W	6-2
North Greenville	W	19-5
Limestone	W	9-7
Bloomfield	W	2-0
Bloomfield	W	16-4
Brevard	W	8-4
Belmont Abbey	W	9-8
Presbyterian	L	3-14
Presbyterian	W	7-3
Presbyterian	L	6-10
Newberry	W	7-1
Newberry	L	7-12
Newberry	W	14-1
Montreat	L	5-6
Mars Hill	L	1-2
Mars Hill	W	7-5
Mars Hill	L	4-12
Pfeiffer	L	3-6
Tusculum	L	6-8
Tusculum	W	5-4
Tusculum	L	9-10
Montreat	W	17-9
Carson-Newman	W	14-11
Carson-Newman	W	7-4
Carson-Newman	L	6-14
Limestone	W	8-7
Pfeiffer	W	13-0
Catawba	L	0-1
Catawba	W	12-2
Catawba	W	8-7
Belmont Abbey	L	3-9
Wingate	W	7-6
Wingate	W	6-5
Wingate	L	7-8
Tusculum	L	5-6
Newberry	W	9-8
Mars Hill	W	16-5
Carson-Newman	L	8-9

2003 [21-26, 7-14 SAC]

Head Coach: Frank Pait
SAC Finish: 7th

Saint Leo	W	6-2
Saint Leo	W	7-6
Saint Leo	W	5-1
St. Andrews	L	1-6
St. Andrews	L	2-4
Brevard	L	9-11
S.C.-Spartanburg	W	4-3
Milligan	L	2-5
Milligan	W	8-4

Pfeiffer	L	2-4
Bloomfield	W	8-4
Bloomfield	W	12-11
Bluefield St.	W	9-1
Bluefield St.	W	5-2
Montreat	W	7-2
Edinboro	W	8-2
Edinboro	W	5-3
Newberry	W	14-0
NEwberry	W	6-2
Newberry	W	8-6
Belmont Abbey	W	16-4
Mars Hill	L	3-4
Mars Hill	L	7-9
Mars Hill	W	15-0
Limestone	L	0-1
Tusculum	L	3-16
Tusculum	L	6-7
Tusculum	L	7-10
Pfeiffer	L	6-9
S.C.-Spartanburg	L	2-6
Carson-Newman	L	11-13
Carson-Newman	L	0-1
Carson-Newman	L	1-3
Brevard	L	1-7
Catawba	L	4-10
Catawba	L	3-7
Catawba	L	10-16
Wingate	L	1-10
Wingate	L	7-9
Wingate	W	3-0
Belmont Abbey	W	11-10
Montreat	L	10-12
Presbyterian	L	3-5
Presbyterian	W	11-4
Presbyterian	W	8-5
Wingate	L	3-10
Newberry	L	3-6

2004 [23-25, 8-13 SAC]

Head Coach: Frank Pait
SAC Finish: 6th

Barton	W	5-2
Barton	W	7-3
Mount Olive	L	5-9
Mount Olive	L	1-2
S.C.-Spartanburg	L	2-4
Catawba	L	5-6
Nova Southeastern	L	0-11
Nova Southeastern	W	5-4
Nova Southeastern	W	5-4
Nova Southeastern	L	9-11
Pfeiffer	L	3-13
Bluefield St.	W	6-2
Bluefield St.	W	9-3
Montreat	L	5-7
Brevard	W	4-2
Newberry	L	4-6
Newberry	W	5-1
Newberry	L	2-5



LENOIR-RHYNE BASEBALL

Mars Hill	L	3-11
Mars Hill	W	6-2
Mars Hill	L	14-16
Belmont Abbey	W	12-11
Pfeiffer	L	7-14
Tusculum	W	7-3
Tusculum	W	8-7
Tusculum	L	2-8
Milligan	W	8-4
Milligan	W	10-9
Wingate	W	5-2
Carson-Newman	L	2-12
Carson-Newman	L	1-2
Carson-Newman	L	7-9
S.C.-Spartanburg	W	4-1
Belmont Abbey	W	18-5
Catawba	L	2-10
Catawba	L	6-16
Catawba	W	9-5
Montreat	L	4-5
Wingate	W	11-5
Wingate	W	5-4
Wingate	L	3-6
Catawba	W	7-5
Presbyterian	L	8-13
Presbyterian	L	3-6
Presbyterian	W	11-10
Wingate	L	5-10
Newberry	L	5-14

2005

[28-23, 9-12 SAC]

Head Coach: Frank Pait
SAC Finish: 6th

Pfeiffer	W	10-5
Pfeiffer	W	4-3
Barton	L	0-10
Barton	L	2-8
Montreat	W	14-7
Montrat	L	4-5
Coker	W	18-4
Coker	W	12-5
Coker	W	10-0
Belmont Abbey	W	2-1
Bloomfield	W	13-6
Bloomfield	W	10-4
Bluefield St.	W	8-2
Bluefield St.	W	20-1
Belmont Abbey	L	6-9
Pfeiffer	W	10-2
Saint Leo	L	11-18
Saint Leo	L	2-3
Nova Southeastern	L	3-4
Nova Southeastern	W	2-1
Mars Hill	W	17-7
Mars Hill	W	7-5
Mars Hill	L	7-14
Tusculum	L	0-8
Tusculum	L	2-4
Tusculum	L	8-9
Milligan	W	5-4

Milligan	W	5-2
Carson-Newman	L	7-14
Carson-Newman	L	3-5
Carson-Newman	W	6-5
USC Upstate	L	8-9
Catawba	L	2-6
Catawba	L	4-13
Catawba	W	8-2
Bluefield St.	W	15-5
Bluefield St.	W	11-1
Wingate	L	5-11
Wingate	W	10-3
Wingate	L	10-12
Pfeiffer	W	12-2
Limestone	L	5-6
Presbyterian	W	13-6
Presbyterian	W	7-5
Presbyterian	W	7-6
Newberry	L	5-7
Newberry	L	6-7
Newberry	W	11-5
Brevard	W	14-10
Carson-Newman	L	5-9
Tusculum	L	9-14

2006

[24-27, 8-13 SAC]

Head Coach: Frank Pait
SAC Finish: 5th

Lander	W	4-3
Pfeiffer	L	8-10
Pfeiffer	W	9-7
Pfeiffer	W	12-11
Limestone	W	11-5
Coker	L	3-9
Coker	L	3-8
Belmont Abbey	W	11-2
Mount Olive	L	0-10
Mount Olive	L	0-3
Belmont Abbey	W	8-7
Brevard	W	9-7
Carson-Newman	L	2-3
Tusculum	L	1-3
Mars Hill	W	12-5
Bluefield St.	W	7-3
Bluefield St.	W	17-1
Mars Hill	L	4-7
Mars Hill	W	6-3
Mars Hill	L	6-9
Pfeiffer	L	15-16
Milligan	W	5-4
Milligan	W	19-3
Tusculum	L	1-3
Tusculum	L	4-6
Tusculum	L	9-14
Lander	L	7-13
Montrat	W	12-4
Carson-Newman	L	0-4
Carson-Newman	L	0-3
Carson-Newman	L	2-4

Pfeiffer	L	3-4
Catawba	L	2-10
Catawba	W	6-5
Catawba	L	5-12
Montreat	W	10-9
USC Upstate	L	4-7
Wingate	L	10-11
Wingate	W	7-6
Wingate	L	2-5
Limestone	W	7-4
USC Upstate	L	4-11
Presbyterian	W	7-6
Presbyterian	L	2-6
Presbyterian	W	8-7
Barton	L	1-4
Newberry	W	21-8
Newberry	W	15-0
Newberry	W	9-3
Mars Hill	L	1-2
Newberry	W	13-3

2007

[35-18, 12-11 SAC]

Head Coach: Frank Pait
SAC Finish: t-4th

Pfeiffer	L	3-9
Lander	W	6-3
Lander	W	12-6
Limestone	L	3-5
Brevard	W	14-5
Coker	W	19-2
St. Andrews	W	15-5
Mount Olive	W	11-8
Erskein	W	12-7
Presbyterian	L	6-8
Presbyterian	W	12-11
Presbyterian	W	10-6
N.C. Central	W	11-2
N.C. Central	W	18-0
Belmont Abbey	W	6-5
Wingate	W	11-8
Wingate	W	10-5
Belmont Abbey	W	11-8
Montreat	W	19-9
Millersville	W	10-4
Millersville	W	14-6
Millersville	W	11-2
Pfeiffer	W	5-1
Bluefield St.	W	3-0
Bluefield St.	W	9-4
Lincoln Memorial	L	3-5
Lincoln Memorial	W	2-1
Lincoln Memorial	W	14-7
Erskine	L	5-8
Catawba	W	5-4
Catawba	L	0-3
Catawba	L	3-4
Limestone	W	8-7
N.C. Central	W	5-2
Mars Hill	L	3-4

LENOIR-RHYNE BASEBALL



Mars Hill	W	4-3
Mars Hill	W	9-4
USC Upstate	L	0-12
Newberry	L	1-7
Newberry	W	4-2
Newberry	W	10-2
Lander	W	3-2
Carson-Newman	L	0-2
Carson-Newman	L	5-6
Carson-Newman	W	3-1
Montreat	W	6-0
USC Upstate	W	7-3
Tusculum	L	0-8
Tusculum	L	3-13
Tusculum	L	4-6
Brevard	L	8-13
Catawba	L	8-9
Tusculum	L	1-7

2008 [23-32, 10-11 SAC]

Head Coach: Paul Knight
SAC Finish: 4th

Pfeiffer	L	4-7
Pfeiffer	L	3-4
Pfeiffer	L	4-6
Mount Olive	L	3-11
Mount Olive	L	2-10
Mount Olive	L	10-14
Erskine	L	6-7
Tusculum	W	1-0
Tusculum	W	7-6
Tusculum	W	11-10
Belmont Abbey	L	10-20
Montreat	W	11-2
Brevard	W	14-0
Brevard	W	5-4
Brevard	W	18-5
Catawba	L	3-19
Limestone	W	15-14
Wingate	W	12-8
Wingate	W	14-13
Wingate	W	13-11
Georgia College	L	7-9
Georgia Southwestern	L	5-14
Indiana (PA.)	L	3-5
Indiana (PA.)	W	21-4
Indiana (PA.)	L	3-8
Indiana (PA.)	W	9-3
Bluefield St.	L	4-5
Bluefield St.	W	16-7
Lincoln Memorial	W	8-6
Lincoln Memorial	L	6-7
Lincoln Memorial	L	4-9
Limestone	W	10-9
Catawba	L	3-9
Catawba	W	8-7
Catawba	L	4-17
Erskine	W	6-5
Montreat	L	1-7

Mars Hill	L	4-12
Mars Hill	L	1-3
Mars Hill	W	12-4
Limestone	W	7-4
Belmont Abbey	L	5-6
Newberry	W	5-3
Newberry	L	1-9
Newberry	L	3-4
Limestone	L	9-11
Carson-Newman	L	2-9
Carson-Newman	L	2-7
Carson-Newman	L	9-10
Tusculum	L	3-12
Catawba	L	4-10
St. Andrews	L	3-4
St. Andrews	W	2-1
Carson-Newman	L	2-4
Tusculum	W	6-4

2009 [24-23, 10-11 SAC]

Head Coach: Paul Knight
SAC Finish: 5th

Pfeiffer	W	11-6
Pfeiffer	L	6-9
Wingate	W	10-8
Belmont Abbey	L	5-7
Mount Olive	W	10-9
Mount Olive	W	11-4
Mount Olive	L	5-17
Newberry	L	6-10
Catawba	W	8-7
Charleston	W	20-7
Charleston	W	10-3
Charleston	W	16-8
Lincoln Memorial	W	24-3
Lincoln Memorial	W	5-4
Lincoln Memorial	W	12-4
Belmont Abbey	W	12-4
St. Andrews	W	21-6
USC Aiken	W	3-1
Lake Erie	W	20-1
Bloomsburg	W	10-9
Bloomsburg	L	3-10
Bloomsburg	L	4-8
Anderson	W	6-5
Brevard	W	9-7
Brevard	W	6-4
Brevard	W	12-3
Limetone	L	4-8
Carson-Newman	W	10-4
Carson-Newman	L	4-8
Wingate	L	4-5
Wingate	W	2-1
UNC Pembroke	L	7-11
Mars Hill	L	8-11
Mars Hill	L	9-13
Mars Hill	L	3-14
Newberry	L	6-7
Newberry	W	8-5

Catawba	L	4-5
Catawba	L	3-14
Catawba	L	7-10
Tusculum	L	0-7
Tusculum	L	5-6
Tusculum	W	3-1
Tusculum	L	8-11
Newberry	L	7-10
Belmont Abbey	L	2-3
Belmont Abbey	L	0-8

2010 [21-24, 11-13 SAC]

Head Coach: Paul Knight
SAC Finish: 7th

Belmont Abbey	L	3-7
Mount Olive	L	1-13
Mount Olive	L	1-8
West Chester	L	5-8
Wingate	L	11-16
Wingate	L	4-5
Wingate	L	16-19
Wingate	W	5-4
Limestone	W	17-9
Seton Hill	W	8-7
Bloomsburg	W	16-9
Seton Hill	L	9-18
Bloomsburg	W	14-13
Newberry	W	5-3
Newberry	L	16-17
Newberry	W	11-3
Kutztown	L	9-13
Kutztown	W	7-6
Indiana (Pa.)	L	7-12
Brevard	W	25-7
Brevard	W	18-12
Brevard	W	6-1
Georgia College	W	6-5
Carson-Newman	L	1-11
Carson-Newman	L	5-21
Carson-Newman	L	1-11
Catawba	L	17-18
Belmont Abbey	W	8-7
Mars Hill	W	14-6
Mars Hill	L	6-10
Mars Hill	L	8-11
Belmont Abbey	W	9-6
Catawba	L	3-14
Catawba	L	3-12
Catawba	L	4-10
Limestone	W	8-4
UNC Pembroke	L	9-13
Tusculum	W	5-4
Tusculum	W	8-4
Tusculum	L	3-13
Newberry	W	16-7
Pfeiffer	L	9-19
Lincoln Memorial	W	9-7
Lincoln Memorial	W	11-8
Lincoln Memorial	L	0-8



LENOIR-RHYNE BASEBALL

2011

(13-34, 7-19 SAC)

Head Coach: Paul Knight
SAC Finish: 9th

Pfeiffer	L	5-8
Belmont Abbey	L	6-9
Mount Olive	L	9-19
Mount Olive	L	9-10
Mount Olive	L	2-8
Montreat	W	10-4
California (Pa.)	L	10-11
California (Pa.)	W	8-2
California (Pa.)	L	9-13
Wingate	L	7-8
Belmont Abbey	L	11-12
Tusculum	W	9-5
Tusculum	L	7-14
Tusculum	L	3-4
Limestone	L	4-9
Lincoln Memorial	L	10-16
Lincoln Memorial	L	0-14
Lincoln Memorial	L	5-6
Barton	L	1-4
Barton	L	5-15
Brevard	W	7-4
Brevard	L	6-10
North Greenville	L	7-8
Wingate	L	6-11
Wingate	L	7-8
Wingate	L	8-9
Tusculum	W	10-2
Carson-Newman	W	4-2
Carson-Newman	L	3-6
Carson-Newman	L	0-4
Georgia College	W	14-8
Georgia College	L	5-17
Anderson	W	8-7
Anderson	W	6-0
Anderson	L	6-9
Pfeiffer	W	5-2
Catawba	W	4-3
Catawba	L	4-11
Catawba	L	2-5
Belmont Abbey	W	12-5
Newberry	L	5-6
Newberry	L	2-7
Newberry	L	3-4
Montrat	L	9-11
Mars Hill	L	14-17
Mars Hill	L	7-8
Mars Hill	W	12-11

2012

(12-37, 8-19 SAC)

Head Coach: Paul Knight
SAC Finish: 9th

Pfeiffer	W	6-1
Mount Olive	L	5-9
Mount Olive	L	6-7

Mount Olive	L	1-16
Belmont Abbey	L	1-3
Belmont Abbey	L	7-8
North Greenville	W	6-2
North Greenville	L	4-9
North Greenville	L	1-14
Wingate	L	3-4
Lincoln Memorial	L	9-10
Lincoln Memorial	L	2-9
Lincoln Memorial	W	3-2
Belmont Abbey	L	6-12
UNC Pembroke	L	3-5
Brevard	L	1-8
Brevard	L	1-14
Brevard	L	9-11
Barton	W	13-4
Barton	L	5-7
Wingate	L	1-15
Wingate	W	8-3
Wingate	L	6-8
Limestone	L	3-10
Carson-Newman	L	8-14
Carson-Newman	L	3-4
Carson-Newman	W	4-2
Indiana (Pa.)	L	7-20
Indiana (Pa.)	W	8-1
Anderson	W	6-5
Anderson	W	10-6
Anderson	L	8-9
Catawba	L	3-5
Catawba	L	5-7
Catawba	L	3-11
Tusculum	L	3-24
Newberry	L	3-5
Newberry	W	7-6
Newberry	L	6-7
Limestone	L	6-12
Mars Hill	W	12-8
Mars Hill	L	5-6
Mars Hill	W	6-2
Winston-Salem St.	L	9-13
Winston-Salem St.	L	8-9
Belmont Abbey	L	6-9
Tusculum	L	2-15
Tusculum	L	3-16
Tusculum	L	1-6

2013

(21-29, 12-15 SAC)

Head Coach: Paul Knight
SAC Finish: 7th

Mount Olive	L	3-7
Mount Olive	L	1-18
Mount Olive	L	5-12
Barton	W	5-3
Barton	L	1-2
North Greenville	W	13-12
North Greenville	L	16-17
North Greenville	W	7-3
Belmont Abbey	L	8-11
Brevard	L	3-5

Brevard	L	4-5
Brevard	W	12-6
Belmont Abbey	L	3-5
Montreat	W	12-4
Wingate	L	3-6
Wingate	L	0-11
Wingate	L	4-10
Winston-Salem St.	L	8-13
Carson-Newman	L	2-8
Carson-Newman	L	2-8
Carson-Newman	L	3-4
Anderson	W	8-1
Anderson	W	7-4
Anderson	W	8-7
Pfeiffer	W	7-2
Wingate	L	11-17
Catawba	L	2-7
Catawba	W	9-5
Catawba	L	1-11
Pfeiffer	L	2-8
St. Augustine's	W	5-2
Newberry	L	1-6
Newberry	W	6-1
Newberry	W	10-7
Winston-Salem St.	L	3-9
Montreat	L	9-10
Mars Hill	W	7-6
Mars Hill	W	5-0
Mars Hill	L	4-6
St. Augustine's	W	10-4
Brevard	W	9-8
Tusculum	L	4-10
Tusculum	W	8-3
Tusculum	L	3-4
Limestone	L	1-5
UNC Pembroke	L	9-14
Lincoln Memorial	W	8-7
Lincoln Memorial	L	6-8
Lincoln Memorial	W	4-3
Limestone	W	9-8

2014

(20-28, 10-17 SAC)

Head Coach: Tom Fleenor
SAC Finish: 9th

North Greenville	L	5-8
North Greenville	W	3-1
Barton	W	4-2
Barton	L	2-3
Tusculum	L	1-11
Tusculum	L	3-4
Tusculum	L	3-7
Wingate	L	3-4
Wingate	W	4-1
Mount Olive	L	2-7
Mount Olive	L	1-6
Lincoln Memorial	L	3-4
Lincoln Memorial	L	1-4
Lincoln Memorial	L	2-9
North Greenville	W	8-4
Catawba	L	1-2

LENOIR-RHYNE BASEBALL



Catawba	L	4-6
Catawba	L	1-5
Winston-Salem St.	L	1-6
Brevard	L	2-6
Coker	W	2-0
Coker	L	4-5
Belmont Abbey	L	4-7
Belmont Abbey	L	2-4
Brevard	L	2-8
Brevard	L	1-6
Brevard	W	3-2
Montreat	L	6-7
Limestone	L	4-6
Carson-Newman	W	9-6
Carson-Newman	W	4-2
Carson-Newman	L	7-8
Newberry	L	7-8
Newberry	W	3-0
Newberry	L	2-8
King	W	6-4
Anderson	W	10-8
Anderson	L	3-4
Anderson	L	7-8
King	W	9-3
Winston-Salem St.	W	13-6
Mars Hill	W	13-3
Mars Hill	W	6-1
Mars Hill	W	4-0
Montreat	W	4-2
Pfeiffer	W	9-4
Pfeiffer	W	11-2
Limestone	W	5-4

2015 (27-21, 11-18 SAC)

Head Coach: Tom Fleenor
SAC Finish: 9th

Francis Marion	W	14-4
St. Rose	W	4-1
Pfeiffer	W	3-1
West Va. Tech	W	9-2
West Va. Tech	W	10-6
West Va. Tech	W	11-6
Pfeiffer	W	12-1
Tusculum	W	10-9
Tusculum	W	9-4
Tusculum	W	7-2
Wingate	L	6-8
Wingate	W	8-1
Wingate	L	6-9
Lincoln Memorial	L	3-10
Lincoln Memorial	L	5-9
Lincoln Memorial	L	3-12
Mount Olive	L	0-9
Mount Olive	W	18-8
Catawba	L	3-9
Catawba	L	4-19
Catawba	L	2-13
King	L	1-5
Coker	W	16-8
Coker	L	1-2

Coker	W	12-1
Limestone	W	14-4
Belmont Abbey	W	6-1
Belmont Abbey	W	6-1
Brevard	W	8-2
Brevard	L	7-12
Brevard	W	15-2
Winston-Salem St.	W	14-11
Pfeiffer	L	4-11
Carson-Newman	W	9-8
Carson-Newman	L	3-5
Carson-Newman	L	0-9
Montreat	W	17-9
King	W	9-5
Newberry	L	5-15
Newberry	L	1-15
Newberry	L	1-13
Anderson	W	11-9
Anderson	L	0-18
Anderson	W	11-8
Mars Hill	L	4-9
Mars Hill	L	3-10
Winston-Salem St.	W	12-1
Limestone	W	8-5

2016 (33-18, 12-12 SAC)

Head Coach: Tom Fleenor
SAC Finish: 6th

Barton	W	5-2
Barton	L	1-4
Glenville St.	W	14-0
Glenville St.	W	5-0
Glenville St.	W	10-2
Emmanuel	W	7-2
Emmanuel	W	8-5
Emmanuel	W	6-5
Limestone	W	17-5
West Va. Tech	L	3-4
West Va. Tech	W	13-8
West Va. Tech	W	25-2
Salem Int'l	W	14-3
Salem Int'l	W	6-2
Salem Int'l	L	6-7
Pfeiffer	W	7-3
Mars Hill	W	4-3
Mars Hill	L	3-10
Mars Hill	W	9-1
Belmont Abbey	L	6-8
King	W	7-2
Newberry	L	1-3
Newberry	W	9-5
Newberry	L	1-10
Concord	W	15-6
Concord	W	5-1
Brevard	W	15-4
Brevard	L	8-11
Brevard	W	8-4
Limestone	W	21-3
Belmont Abbey	W	13-1

Tusculum	L	1-8
Tusculum	W	6-4
Tusculum	L	4-7
Winston-Salem St.	W	7-3
Coker	L	0-5
Coker	W	22-9
Coker	L	6-15
Lincoln Memorial	W	8-5
Lincoln Memorial	L	2-11
Lincoln Memorial	W	6-5
Pfeiffer	W	11-9
Wingate	L	3-7
Wingate	L	4-9
Wingate	L	2-3
King	L	7-8
Winston-Salem St.	W	13-2
Anderson	W	5-4
Anderson	W	12-2
Anderson	W	5-4
Newberry	L	0-5

2017 (22-26, 6-18 SAC)

Head Coach: Tom Fleenor
SAC Finish: 10th

Belmont Abbey	W	6-1
Glenville St.	W	14-9
Glenville St.	W	11-4
Glenville St.	W	12-6
Tusculum	W	4-1
Emmanuel	W	11-6
Emmanuel	W	7-4
Emmanuel	W	32-2
Limestone	W	6-3
West Va. Tech	L	5-9
West Va. Tech	W	17-4
West Va. Tech	W	9-8
UNC Pembroke	L	2-5
Anderson	W	9-0
Anderson	L	6-8
Anderson	W	8-0
Catawba	W	6-2
Catawba	L	7-13
Catawba	L	0-1
Belmont Abbey	L	2-4
Lincoln Memorial	L	4-7
Lincoln Memorial	L	10-17
Lincoln Memorial	L	3-8
Coker	W	6-5
Coker	L	0-11
Coker	L	4-5
Lander	W	8-4
Rollins	W	8-4
Rollins	L	5-7
Rollins	W	7-6
Pfeiffer	L	4-14
Carson-Newman	L	8-11
Carson-Newman	W	4-3
Carson-Newman	L	7-8
Pfeiffer	L	5-8



LENOIR-RHYNE BASEBALL

Wingate	W	10-1
Wingate	L	1-15
Wingate	L	5-7
Tusculum	L	4-9
Augusta	W	8-3
Mars Hill	L	5-6
Mars Hill	L	4-10
Mars Hill	L	3-4
Lander	L	1-7
Newberry	L	0-3
Newberry	L	2-7
Newberry	L	4-5
UNC Pembroke	W	10-2

2018 [27-22, 13-14 SAC]

Head Coach: Tom Fleenor
SAC Finish: t-5th

Barton	W	3-2
Southern Wesleyan	W	4-0
Francis Marion	W	7-5
West Va. St.	L	2-4
West Va. St.	W	12-8
West Va. St.	W	9-7
Barton	W	9-3
Barton	L	4-6
Limestone	W	13-12
Goldey-Beacom	W	23-3
Goldey-Beacom	W	5-3
Goldey-Beacom	W	4-0
Young Harris	L	5-6
Erskine	L	5-12
Anderson	W	11-3
Anderson	L	6-19
Anderson	W	11-3
Belmont Abbey	L	3-19
Lake Erie	W	9-1
Catawba	W	3-2
Catawba	L	5-6
Catawba	W	5-0
Newberry	L	1-11
Newberry	W	7-4
Newberry	W	6-4
Young Harris	L	6-7
Mars Hill	W	9-6
Mars Hill	L	6-11
Mars Hill	W	4-3
Wingate	L	1-5
Wingate	W	4-0
Wingate	L	0-1
Augusta	W	15-4
Lincoln Memorial	L	2-12
Lincoln Memorial	L	4-6
Lincoln Memorial	W	10-5
Lander	W	9-8
Tusculum	L	4-24
Tusculum	L	5-7
Tusculum	W	13-3
Erskine	W	9-8
Carson-Newman	L	5-7
Carson-Newman	W	8-5

Carson-Newman	L	0-5
Limestone	L	11-12
Coker	L	7-13
Coker	L	3-10
Coker	W	17-3
Anderson	L	2-16

2019 [23-27, 7-17 SAC]

Head Coach: Tom Fleenor
SAC Finish: t-7th

Rollins	L	0-5
Rollins	W	5-1
Rollins	L	2-3
Barton	L	4-9
Mount Olive	L	2-16
Mount Olive	L	3-7
Mount Olive	L	8-14
Erskine	W	12-3
West Va. St.	W	14-4
West Va. St.	W	7-6
West Va. St.	W	11-8
Newberry	L	2-4
Newberry	L	2-14
Newberry	L	5-6
Belmont Abbey	W	7-3
Anderson	L	7-10
Anderson	L	1-2
Anderson	W	14-2
Coker	L	8-10
Queens	W	4-1
Queens	W	9-5
Queens	W	12-4
Benedict	W	8-2
Lincoln Memorial	L	4-13
Lincoln Memorial	L	8-9
Lincoln Memorial	L	1-10
Belmont Abbey	L	7-11
Belmont Abbey	W	12-8
Georgia Southwestern	L	2-7
Georgia Southwestern	W	9-4
Georgia Southwestern	W	6-4
Coker	W	9-6
Belmont Abbey	W	11-5
Catawba	L	5-10
Catawba	L	2-13
Catawba	L	6-10
Limestone	L	4-14
Benedict	W	16-4
Mars Hill	W	13-8
Mars Hill	W	16-4
Mars Hill	W	7-5
Barton	W	6-2
Wingate	L	1-3
Wingate	L	2-4
Wingate	L	4-11
Limestone	W	12-8
Tusculum	L	3-4
Tusculum	L	5-6
Tusculum	L	4-5
Erskine	W	15-14

2020 [15-11, 4-5 SAC]

Head Coach: Chris Ramirez
SAC Finish: n/a due to COVID shutdown

Southern Wesleyan	W	3-0
Francis Marion	L	4-11
Mars Hill	W	9-4
Newberry	L	4-7
Mount Olive	L	6-7
Mount Olive	L	0-4
Mount Olive	L	7-13
Indiana (Pa.)	W	5-2
Indiana (Pa.)	W	12-4
Indiana (Pa.)	W	5-2
Indiana (Pa.)	W	14-5
Belmont Abbey	W	2-1
Carson-Newman	W	4-0
Carson-Newman	L	4-7
Carson-Newman	L	2-9
Erskine	L	5-6
Anderson	L	3-5
Anderson	W	10-5
Anderson	W	13-9
Belmont Abbey	W	7-3
Catawba	W	4-2
Catawba	L	4-19
Catawba	L	4-5
Lake Erie	W	6-5
Lake Erie	W	9-1
Lake Erie	W	13-3

2021 [23-18, 19-13 SAC]

Head Coach: Chris Ramirez
SAC Finish: 6th

Coker	W	14-1
Coker	W	13-3
Catawba	L	3-6
Catawba	L	4-5
Catawba	W	4-0
Catawba	L	2-10
Francis Marion	L	9-14
Queens	L	0-2
Queens	W	6-4
Queens	W	5-1
Queens	W	6-3
Lincoln Memorial	W	10-9
Tusculum	L	2-8
UVA Wise	W	15-2
UVA Wise	W	23-8
UVA Wise	W	15-2
UVA Wise	W	17-7
Anderson	W	11-0
Anderson	W	9-5
Anderson	W	2-0
Anderson	L	4-5
Mars Hill	L	1-3
Mars Hill	L	4-8
Mars Hill	W	12-3

LENOIR-RHYNE BASEBALL



Mars Hill	W	11-1
Lincoln Memorial	L	2-4
Wingate	L	3-6
Wingate	W	14-3
Wingate	L	1-4
Wingate	W	9-0
Limestone	W	16-6
Limestone	L	1-6
Limestone	W	12-5
Limestone	W	9-4
Coker	L	0-5
Coker	W	5-3
Newberry	L	3-6
Newberry	L	5-6
Newberry	L	3-6
Newberry	W	9-3
Coker	L	2-4

Mars Hill	W	4-3
Bluefield St.	W	9-0
UVA Wise	W	15-2
UVA Wise	W	6-5
UVA Wise	W	4-0
USC Aiken	W	12-5
Carson-Newman	W	14-6
Carson-Newman	L	0-6
Carson-Newman	W	9-7
North Greenville	W	8-6
Queens	L	5-18
Lincoln Memorial	L	7-9
Lincoln Memorial	W	14-4
Lincoln Memorial	W	3-1
Queens	W	8-0
Catawba	W	3-2
Wingate	W	11-2
Wingate	L	3-8
Wingate	W	18-8
UNC Pembroke%	W	12-5
North Greenville%	W	7-1
North Greenville%	L	4-8
North Greenville%	L	3-13

2022 (46-13, 17-7 SAC)

Head Coach: Chris Ramirez

SAC Finish: t-3rd

SAC TOURNAMENT CHAMPIONS

NCAA TOURNAMENT APPEARANCE

Emmanuel	W	4-0
Emmanuel	W	4-2
Emmanuel	W	5-4
Emmanuel	L	1-3
Barton	W	9-6
Goldey-Beacom	W	5-0
Goldey-Beacom	W	16-6
Goldey-Beacom	W	10-9
Goldey-Beacom	W	10-3
Limestone	W	14-4
Shippensburg	W	9-4
Shippensburg	W	16-2
Shippensburg	W	18-5
Bluefield St.	W	8-1
Georgia Southwestern	W	8-5
Georgia Southwestern	W	8-3
Georgia Southwestern	W	4-3
Georgia College	W	14-5
Coker	W	17-4
Coker	W	11-0
Coker	W	8-7
USC Aiken	W	11-0
Tusculum	W	6-4
Tusculum	L	2-6
Tusculum	W	8-1
Barton	W	8-4
Anderson	W	10-7
Anderson	L	4-6
Anderson	W	13-1
North Greenville	L	2-12
Catawba	L	1-2
Catawba	L	7-10
Catawba	L	1-2
Limestone	W	4-1
Mars Hill	W	2-0
Mars Hill	W	19-7

% denotes NCAA Tournament game



GAME RESULTS (PRE-NCAA ERA)

1924

12-2

Head Coach: Norman LaMotte

Mars Hill	12-0	W
Davidson	4-0	W
Mt. Pleasant Col. Inst.	14-2	W
South Carolina	4-0	W
Wake Forest	2-6	L
Atlantic Christian	22-7	W
Trinity (Duke)	2-1	W
Weaver	7-2	W
Milligan	4-1	W
North Carolina	3-1	W
Atlantic Christian	19-5	W
Elon	6-7	L
Guilford	6-1	W
Mt. Pleasant Col. Inst.	8-3	W

1925

7-9

Head Coach: Dick Gurley

Mars Hill	0-1	L
Elon	6-4	W
East Tennessee State	22-4	W
Tusculum	7-6	W
Milligan	3-7	L
Emory and Henry	1-2	L
Guilford	8-7	W
Mt. Pleasant Col. Inst.	12-4	W
Weaver	5-4	W
Elon	0-1	L
North Carolina	4-5	L
High Point	3-0	W
Guilford	0-1	L
Wake Forest	0-1	L
North Carolina State	4-5	L
Wake Forest	1-2	L

1926

13-7

Head Coach: Dick Gurley

Rutherford	11-1	W
Mars Hill	14-5	W
Davidson	5-6	L
Catawba	5-6	L
Guilford	6-4	W
Wake Forest	1-6	L
Milligan	8-1	W
Emory and Henry	1-8	L
Emory and Henry	13-2	W
Tusculum	19-8	W
Elon	5-2	W
High Point	11-17	L
Guilford	9-6	W
High Point	N/A	W
Catawba	7-2	W
Wake Forest	0-2	L
North Carolina State	2-10	L
Lynchburg	7-6	W
Elon	11-1	W
North Carolina State	8-7	W

1927

9-6-1

Head Coach: Dick Gurley

Rutherford	9-4	W
High Point	8-4	W
Catawba	11-0	W
Guilford	1-4	L
Atlantic Christian	7-13	L
Mars Hill	12-5	W
Elon	6-1	W
North Carolina State	12-11	W
High Point	2-2	T
Catawba	2-0	W
Davidson	13-11	W
Guilford	18-3	W
Milligan	3-4	L
Milligan	6-7	L

Maryville	7-13	L
Maryville	4-10	L

1928

7-6

Head Coach: Dick Gurley

Oak Ridge	2-5	L
Wake Forest	1-3	L
North Carolina State	12-8	W
Guilford	3-6	L
Wake Forest	0-6	L
Catawba	18-5	W
High Point	14-2	W
Elon	3-11	L
Guilford	3-1	W
Davidson	9-7	W
Catawba	4-9	L
Atlantic Christian	4-3	W
High Point	13-9	W

1929

10-6

Head Coach: Dick Gurley

Oak Ridge	5-2	W
Guilford	5-4	W
Guilford	6-7	L
Goldsboro League Tm	3-7	L
Wake Forest	2-11	L
North Carolina State	5-11	L
Davidson	4-11	L
Wofford	10-3	W
Wake Forest	8-1	W
High Point	7-6	W
Guilford	5-8	L
Elon	8-3	W
Elon	8-5	W
Mars Hill	11-2	W
Catawba	2-1	W
High Point	7-2	W

1930

12-4

Head Coach: Dick Gurley

Springfield	9-5	W
Oak Ridge	9-5	W
Mars Hill	16-7	W
Emory and Henry	12-8	W
Maryville	12-4	W
Guilford	0-3	L
Appalachian State	8-7	W
Elon	2-6	L
High Point	6-4	W
Davidson	5-4	W
Elon	5-4	W
Davidson	4-8	L
Catawba	7-8	L
Guilford	4-2	W
High Point	14-6	W
Catawba	3-2	W

1931

4-9

Head Coach: Dick Gurley

Guilford	9-8	W
Elon	10-13	L
Elon	6-1	W
Catawba	9-0	W
Davidson	1-6	L
Appalachian State	6-14	L
Appalachian State	8-12	L
Mars Hill	5-3	W
Wake Forest	1-13	L
U.S. Marines	8-18	L
U.S. Marines	2-14	L
Davidson	3-12	L
Guilford	6-8	L

1932

6-12

Head Coach: Dick Gurley

Guilford	8-7	W
Guilford	3-4	L
Davidson	3-2	W
Newberry	7-15	L
Parris Island Marines	3-2	W
Parris Island Marines	4-5	L
Parris Island Marines	0-3	L
Elon	5-12	L
Elon	6-12	L
Catawba	13-1	W
Catawba	4-7	L
Davidson	2-21	L
Appalachian State	0-5	L
Appalachian State	4-1	W
Elon	4-7	L
Guilford	6-7	L
Guilford	8-11	L
Catawba	6-3	W

1933

8-9

Head Coach: Pat Shores

Oak Ridge	4-5	L
Guilford	6-4	W
Guilford	10-7	W
Davidson	8-20	L
Atlantic Christian	16-3	W
Catawba	8-10	L
Catawba	4-12	L
High Point	12-4	W
Elon	4-6	L
Guilford	7-9	L
Guilford	9-2	W
Davidson	6-9	L
High Point	7-6	W
Western Carolina	5-1	W
Catawba	7-5	W
Elon	4-5	L
Elon	7-8	L

1934

12-6

Head Coach: Pat Shores

Catawba	15-8	W
Univ. of Athlctic Club	9-6	W
Elon	11-10	W
Elon	12-18	L
Western Carolina	10-0	W
Appalachian State	9-5	W
Appalachian State	4-7	L
Guilford	2-4	L
Guilford	8-2	W
High Point	11-4	W
Elon	10-14	L
Elon	3-8	L
Guilford	12-10	W
Guilford	5-2	W
High Point	3-4	L
Atlantic Christian	6-1	W
Catawba	8-5	W
Catawba	7-5	W

1935

11-7-1

Head Coach: Pat Shores

Springfield	0-12	L
Appalachian State	17-8	W
Davidson	3-2	W
Appalachian State	11-7	W
Catawba	6-4	W
Guilford	4-4	T
Guilford	8-7	W
Elon	2-8	L
Elon	7-14	L
Catawba	6-2	W
Catawba	2-1	W
High Point	12-10	W
Elon	4-13	L
Atlantic Christian	15-6	W



Elon.....	4-8.....	L
High Point.....	3-7.....	L
North Carolina State.....	9-14.....	L
Guilford.....	10-3.....	W
Guilford.....	12-6.....	W

1936

11-6

Head Coach: Pat Shores

Springfield.....	3-2.....	W
Davidson.....	7-1.....	W
Catawba.....	2-5.....	L
Catawba.....	1-5.....	L
High Point.....	9-7.....	W
Guilford.....	11-9.....	W
Catawba.....	3-6.....	L
Elon.....	5-18.....	L
Elon.....	10-4.....	W
Appalachian State.....	12-8.....	W
High Point.....	7-6.....	W
High Point.....	7-3.....	W
Guilford.....	7-4.....	W
Guilford.....	5-6.....	L
Catawba.....	3-7.....	L
Elon.....	11-0.....	W
Elon.....	3-2.....	W

1937

8-10

Head Coach: Pat Shores

Springfield.....	7-4.....	W
Catawba.....	6-1.....	W
Emory and Henry.....	9-4.....	W
Catawba.....	7-21.....	L
High Point.....	5-3.....	W
High Point.....	6-7.....	L
Catawba.....	3-14.....	L
Valdese.....	3-7.....	L
High Point.....	6-22.....	L
Elon.....	6-2.....	W
Elon.....	5-6.....	L
Catawba.....	2-4.....	L
Hickory Rebels.....	5-4.....	W
Guilford.....	5-15.....	L
Guilford.....	14-2.....	W
Guilford.....	5-7.....	L
Elon.....	2-12.....	L
Elon.....	4-1.....	W

1938

8-11

Head Coach: Pat Shores

Springfield.....	9-1.....	W
Ohio University.....	10-4.....	W
High Point.....	7-5.....	W
Davidson.....	1-3.....	L
Newton-Conover Twins.....	7-10.....	L
Catawba.....	5-7.....	L
Catawba.....	5-9.....	L
Guilford.....	3-10.....	L
Guilford.....	9-3.....	W
High Point.....	8-9.....	L
Elon.....	3-4.....	L
Elon.....	1-2.....	L
May Hosiery.....	9-7.....	W
Catawba.....	2-12.....	L
1924 Alumni.....	6-3.....	W
Catawba.....	9-8.....	W
Hickory Rebels.....	1-4.....	L
Elon.....	3-4.....	L
Elon.....	4-3.....	W

1939

16-3

Head Coach: Pat Shores

Springfield.....	8-3.....	W
Atlantic Christian.....	14-4.....	W
High Point.....	4-0.....	W
Catawba.....	12-1.....	W
Guilford.....	10-7.....	W
High Point.....	5-6.....	L

Catawba.....	7-8.....	L
Davidson.....	9-7.....	W
Elon.....	15-0.....	W
Atlantic Christian.....	11-3.....	W
Elon.....	10-5.....	W
Catawba.....	4-3.....	W
Elon.....	7-8.....	L
Hickory Rebels.....	8-4.....	W
Western Carolina.....	17-9.....	W
Catawba.....	5-4.....	W
Guilford.....	13-8.....	W
Elon.....	6-1.....	W
Elon.....	9-8.....	W

1940

11-8

Head Coach: Pat Shores

Springfield.....	10-9.....	W
Appalachian State.....	4-2.....	W
Ohio University.....	11-9.....	W
High Point.....	3-4.....	L
Guilford.....	9-7.....	W
Catawba.....	8-7.....	W
Elon.....	0-2.....	L
Atlantic Christian.....	13-10.....	W
Catawba.....	5-2.....	W
Hickory Rebels.....	9-13.....	L
Davidson.....	0-6.....	L
Elon.....	4-5.....	L
Elon.....	6-9.....	L
High Point.....	1-3.....	L
Atlantic Christian.....	10-3.....	W
Western Carolina.....	9-3.....	W
Catawba.....	4-3.....	W
Catawba.....	14-13.....	W
Guilford.....	1-6.....	L

1941

6-12

Head Coach: Pat Shores

Newberry.....	6-8.....	L
Newberry.....	1-2.....	L
Atlantic Christian.....	16-4.....	W
Elon.....	2-3.....	L
Atlantic Christian.....	2-11.....	L
Elon.....	2-10.....	L
Catawba.....	0-4.....	L
Appalachian State.....	11-8.....	W
Catawba.....	7-8.....	L
Guilford.....	6-5.....	W
High Point.....	1-11.....	L
Catawba.....	4-24.....	L
Elon.....	4-5.....	L
Elon.....	4-11.....	L
Appalachian State.....	13-4.....	W
Guilford.....	6-4.....	W
Catawba.....	6-11.....	L
High Point.....	11-5.....	W

1942

13-4

Head Coach: Pat Shores

Atlantic Christian.....	9-3.....	W
Appalachian State.....	8-2.....	W
Catawba.....	5-1.....	W
Guilford.....	15-3.....	W
Elon.....	6-5.....	W
Western Carolina.....	15-1.....	W
Newberry.....	6-10.....	L
Newberry.....	6-3.....	W
Newberry.....	6-4.....	W
Guilford.....	2-1.....	W
Atlantic Christian.....	7-8.....	L
Elon.....	0-11.....	L
Catawba.....	2-1.....	W
Catawba.....	3-7.....	L
Appalachian State.....	10-6.....	W
Catawba.....	3-1.....	W
Davidson.....	9-5.....	W

1943

No Team

1944

2-2

Head Coach: Shore Neal

Catawba.....	1-3.....	L
Lenoir High.....	7-4.....	W
Catawba.....	5-3.....	W
Lenoir High.....	8-10.....	L

1945

3-3

Head Coach: Shore Neal

Appalachian State.....	8-6.....	W
Appalachian State.....	19-8.....	W
Appalachian State.....	28-11.....	W
Catawba.....	0-23.....	L
Catawba.....	0-13.....	L
Catawba.....	2-16.....	L

1946

12-3

Head Coach: Shore Neal

Newberry.....	9-2.....	W
Catawba.....	3-4.....	L
Elon.....	8-1.....	W
Atlantic Christian.....	Forfeit.....	W
Appalachian State.....	13-1.....	W
Chatham Mills.....	3-2.....	W
Catawba.....	6-5.....	W
Appalachian State.....	5-9.....	L
Newberry.....	2-1.....	W
Elon.....	4-6.....	L
Atlantic Christian.....	14-7.....	W
Guilford.....	6-4.....	W
High Point.....	12-5.....	W
Guilford.....	16-4.....	W
High Point.....	7-2.....	W

1947

7-11

Head Coach: Shore Neal

Rex Mills.....	8-10.....	L
Ohio Wesleyan.....	11-9.....	W
Catawba.....	5-22.....	L
Lincolnton.....	5-6.....	L
Guilford.....	4-5.....	L
Western Carolina.....	9-4.....	W
Western Carolina.....	23-7.....	W
High Point.....	3-2.....	W
Catawba.....	2-5.....	L
Hickory Rebels.....	5-7.....	L
Catawba.....	5-11.....	L
High Point.....	3-2.....	W
Elon.....	2-4.....	L
Atlantic Christian.....	6-13.....	L
Guilford.....	7-1.....	W
Hickory Spinners.....	8-24.....	L
Catawba.....	2-1.....	W
Elon.....	3-8.....	L

1948

8-10

Head Coach: Art Faircloth

Western Carolina.....	3-1.....	W
Western Carolina.....	8-4.....	W
Guilford.....	1-6.....	L
Lincolnton.....	2-4.....	L
Chatham Mills.....	4-8.....	L
High Point.....	1-2.....	L
Catawba.....	2-5.....	L
Marion.....	20-10.....	W
High Point.....	8-1.....	W
Appalachian State.....	5-1.....	W
Atlantic Christian.....	3-1.....	W
Granite Falls.....	17-6.....	W
Catawba.....	6-1.....	W
Appalachian State.....	2-6.....	L
Elon.....	10-15.....	L
Guilford.....	6-7.....	L
Atlantic Christian.....	2-3.....	L



LENOIR-RHYNE BASEBALL

Elon..... 7-10L

1949

9-6

Head Coach: Troy Washam

Newberry..... 4-12L
 Newberry..... 1-0 W
 Marion..... 11-12.....L
 High Point..... 5-0 W
 Guilford..... 6-5 W
 Appalachian State..... 2-3L
 Hickory Rebels..... 10-6 W
 Western Carolina..... 21-1 W
 Western Carolina..... 6-2 W
 Appalachian State..... 14-3 W
 Guilford..... 1-9L
 High Point..... 0-1L
 Catawba..... 6-5 W
 Atlantic Christian..... 10-1 W
 Elon..... 3-4L

1950

11-9

Head Coach: Troy Washam

Elon..... 7-12L
 East Carolina..... 2-3L
 Atlantic Christian..... 5-3 W
 Ohio University..... 3-5L
 Appalachian State..... 9-6 W
 Newton-Conover Twins..... 10-14L
 Morganton Aggies..... 8-11.....L
 Catawba..... 4-11.....L
 High Point..... 12-2 W
 Hickory Rebels..... 9-1 W
 Catawba..... 3-7L
 Guilford..... 12-1 W
 High Point..... 6-4 W
 Guilford..... 6-2 W
 Appalachian State..... 8-6 W
 East Carolina..... 13-0 W
 Atlantic Christian..... 3-7L
 Western Carolina..... 6-0 W
 Western Carolina..... 12-2 W
 Elon..... 4-5L
 Elon..... 4-5L

1951

15-4

Head Coach: Troy Washam

Hickory Rebels..... 8-2 W
 Carolina Baseball Sch..... 6-0 W
 Ohio University..... 9-6 W
 Ohio University..... 19-16 W
 Carolina Mills..... 6-3 W
 High Point..... 4-3 W
 Catawba..... 4-5L
 Guilford..... 18-4 W
 Appalachian State..... 15-4 W
 Catawba..... 9-7 W
 Western Carolina..... 20-16 W
 Western Carolina..... 12-7 W
 High Point..... 7-5 W
 Guilford..... 15-9 W
 Appalachian State..... 12-4 W
 East Carolina..... 1-12L
 Elon..... 5-6L
 Elon..... 0-10L
 Atlantic Christian..... 7-1 W

1952

19-2

Head Coach: Troy Washam

Springfield..... 13-12 W
 Presbyterian..... 22-3 W
 Gastonia Rockets..... 6-11.....L
 Hickory Rebels..... N/A W
 Hickory Rebels..... N/A W
 Erskine..... 2-10L
 Newberry..... 4-0 W
 Ohio University..... 10-2 W
 Hickory Rebels..... 4-2 W

Appalachian State..... 11-3..... W
 Catawba..... 6-3 W
 Western Carolina..... 17-4 W
 Appalachian State..... 8-7 W
 Appalachian State..... 11-1..... W
 Catawba..... 6-4 W
 Western Carolina..... 12-1 W
 Western Carolina..... 16-10 W
 Appalachian State..... 12-2 W
 Catawba..... 12-0 W

North State Playoffs

Elon..... 7-1 W
 Elon..... 12-2 W

1953

16-2

Head Coach: Troy Washam

Newberry..... 14-10 W
 Newberry..... 7-0 W
 Gastonia..... 6-5 W
 Rock Hill..... 8-7 W
 Rutherford Cty Owls..... 8-10L
 Catawba..... 7-4 W
 Catawba..... 8-5 W
 Appalachian State..... 8-3 W
 Western Carolina..... 7-3 W
 Western Carolina..... 16-5 W
 Catawba..... 5-2 W
 Appalachian State..... 7-6 W
 Appalachian State..... 9-3 W
 Appalachian State..... 10-0 W
 Catawba..... 3-0 W

North State Playoffs

Elon..... 1-12L
 Elon..... 11-5 W
 Elon..... 8-7 W

1954

12-5

Head Coach: Mac Erwin

Davidson..... 3-1 W
 Belmont Abbey..... 21-3 W
 Catawba..... 8-9L
 Catawba..... 6-5 W
 Davidson..... 8-7 W
 Catawba..... 6-2 W
 Appalachian State..... 9-8 W
 Appalachian State..... 13-1 W
 Western Carolina..... 5-6L
 Western Carolina..... 13-2 W
 Western Carolina..... 0-4L
 Western Carolina..... 12-2 W
 Appalachian State..... 7-6 W
 Catawba..... 6-4 W
 Appalachian State..... 8-1 W

North State Playoffs

Elon..... 3-4L
 Elon..... 2-4L

1955

7-11

Head Coach: Mac Erwin

Belmont Abbey..... 10-9 W
 Wofford..... 0-4L
 Belmont Abbey..... 7-4 W
 Davidson..... 9-23L
 Wofford..... 4-6L
 Catawba..... 6-3 W
 Catawba..... 6-2 W
 Catawba..... 11-12L
 Davidson..... 4-11L
 Appalachian State..... 7-0 W
 Appalachian State..... 8-4 W
 Western Carolina..... 0-5L
 Western Carolina..... 3-2 W
 Western Carolina..... 1-11.....L
 Western Carolina..... 7-13L
 Catawba..... 7-9L
 Appalachian State..... 7-11.....L
 Appalachian State..... 1-4L

1956

13-9

Head Coach: Mac Erwin

Belmont Abbey..... 4-8L
 Newton Baseball Sch..... 12-6 W
 Wofford..... 3-5L
 Davidson..... 12-5 W
 Wittenberg..... 12-10 W
 Pfeiffer..... 5-7L
 Wofford..... 0-4L
 Belmont Abbey..... 7-5 W
 High Point..... 10-3 W
 Guilford..... 0-1L
 Davidson..... 3-7L
 Pfeiffer..... 1-3L
 Appalachian State..... 9-5 W
 Catawba..... 7-5 W
 Appalachian State..... 4-5L
 Western Carolina..... 1-0 W
 Western Carolina..... 7-3 W
 High Point..... 15-2 W
 Catawba..... 5-3 W
 Guilford..... 5-4 W
 Elon..... 13-2 W
 Elon..... 1-13L

1957

11-8

Head Coach: Hanley Painter

Newton..... 6-5 W
 Presbyterian..... 7-4 W
 Belmont Abbey..... 5-1 W
 Davidson..... 0-10L
 Belmont Abbey..... 8-7 W
 Elon..... 5-3 W
 High Point..... 14-5 W
 Guilford..... 6-7L
 Presbyterian..... 3-4L
 Appalachian State..... 8-2 W
 Elon..... 6-12L
 Catawba..... 6-2 W
 Appalachian State..... 4-3 W
 Guilford..... 17-3 W
 Western Carolina..... 5-6L
 Western Carolina..... 3-5L
 Davidson..... 6-8L
 High Point..... 17-11 W
 Catawba..... 5-8L

1958

10-7

Head Coach: Hanley Painter

Davidson..... 0-13L
 Elon..... 1-2L
 Presbyterian..... 12-11..... W
 Guilford..... 9-3 W
 High Point..... 4-3 W
 High Point..... 6-2 W
 Appalachian State..... 12-3 W
 Presbyterian..... 8-4 W
 Belmont Abbey..... 7-8L
 Appalachian State..... 4-3 W
 Western Carolina..... 3-2 W
 Western Carolina..... 5-3 W
 Atlantic Christian..... 8-3 W
 East Carolina..... 1-2L
 Catawba..... 1-2L
 Elon..... 2-5L

1959

11-8

Head Coach: Hanley Painter

Belmont Abbey..... 30-0 W
 Gaston Tech..... 7-3 W
 Wofford..... 1-6L
 Belmont Abbey..... 5-6L
 High Point..... 16-7 W
 Gaston Tech..... 11-2 W
 Guilford..... 4-21L
 Elon..... 0-1L
 High Point..... 12-2 W
 Catawba..... 9-4 W



Appalachian State	10-6	W
Elon	2-6	L
Atlantic Christian	8-5	W
Atlantic Christian	4-2	W
Appalachian State	11-4	W
Western Carolina	2-9	L
Western Carolina	7-8	L
Guilford	15-5	W
Catawba	4-5	L

1960

7-9-2

Head Coach: Hanley Painter

Belmont Abbey	4-2	W
Appalachian State	3-3	T
Appalachian State	5-6	L
Wofford	2-6	L
Elon	16-6	W
Catawba	5-3	W
High Point	2-15	L
Catawba	9-15	L
Guilford	12-11	W
High Point	2-7	L
Guilford	7-7	T
Elon	10-7	W
Western Carolina	10-2	W
Western Carolina	8-1	W
Atlantic Christian	2-3	L
Atlantic Christian	0-2	L
East Carolina	3-8	L
East Carolina	6-7	L

1961

11-7

Head Coach: Hanley Painter

Belmont Abbey	15-2	W
Wofford	1-2	L
Belmont Abbey	12-6	W
Guilford	6-9	L
High Point	17-16	W
High Point	8-0	W
Pfeiffer	5-4	W
Pfeiffer	2-4	L
Elon	3-0	W
Atlantic Christian	3-9	L
Atlantic Christian	5-3	W
Guilford	8-7	W
Appalachian State	6-9	L
Western Carolina	7-6	W
Eastern Carolina	6-7	L
East Carolina	1-6	L
Catawba	12-8	W
Catawba	6-0	W

1962

16-3

Head Coach: Odell Moose

Wofford	6-0	W
Belmont Abbey	14-1	W
Belmont Abbey	5-0	W
Wofford	2-1	W
Newberry	2-3	L
High Point	9-8	W
Guilford	6-3	W
Elon	8-2	W
Pfeiffer	2-1	W
Catawba	5-4	W
Newberry	9-8	W
Western Carolina	6-5	W
Western Carolina	12-10	W
Appalachian State	4-3	W
Catawba	4-14	L
Guilford	8-4	W
Elon	10-5	W
Appalachian State	7-3	W
High Point	1-2	L

1963

8-10-1

Head Coach: Walt Cornwell

Belmont Abbey	6-5	W
Belmont Abbey	13-11	W
Catawba	1-15	L
Wofford	4-1	W
Elon	5-4	W

High Point	2-24	L
Newberry	4-6	L
Pfeiffer	4-5	L
Camp Lejeune	1-4	L
Camp Lejeune	2-1	W
Camp Lejeune	3-0	W
Appalachian State	8-2	W
Newberry	5-5	T
Western Carolina	3-7	L
Western Carolina	3-4	L
Pfeiffer	1-6	L
Catawba	4-13	L
High Point	14-13	W
Elon	3-5	L

1964

5-12

Head Coach: Walt Cornwell

Belmont Abbey	5-6	L
Wofford	8-10	L
Belmont Abbey	9-8	W
Guilford	3-8	L
Elon	2-8	L
Appalachian State	5-4	W
High Point	5-11	L
Catawba	8-17	L
Newberry	1-2	L
Pfeiffer	2-12	L
Elon	4-3	W
Appalachian State	10-6	W
Western Carolina	3-4	L
Pfeiffer	9-3	W
Guilford	1-13	L
Newberry	3-6	L
Catawba	1-8	L

1965

8-10

Head Coach: Walt Cornwell

Wofford	13-12	W
Belmont Abbey	4-8	L
High Point	4-2	W
Elon	11-1	W
Appalachian State	4-1	W
Pfeiffer	0-2	L
Newberry	3-2	W
Newberry	7-8	L
Catawba	3-7	L
Pfeiffer	7-2	W
Western Carolina	3-15	L
Western Carolina	3-8	L
Guilford	5-6	L
High Point	1-13	L
Elon	0-3	L
Guilford	3-2	W
Catawba	3-4	L
Appalachian State	8-4	W

1966

12-6

Head Coach: Walt Cornwell

Wofford	7-2	W
Presbyterian	11-4	W
Wofford	10-8	W
Catawba	10-2	W
Newberry	9-5	W
High Point	2-6	L
Newberry	3-1	W
Pfeiffer	3-1	W
Western Carolina	7-6	W
Western Carolina	5-6	L
Elon	1-2	L
Catawba	9-6	W
Elon	6-5	W
Pfeiffer	0-4	L
Appalachian State	3-7	L
High Point	7-2	W
Appalachian State	7-12	L
Presbyterian	13-7	W

1967

10-6

Head Coach: Walt Cornwell

Newberry	10-3	W
Pfeiffer	0-2	L

Appalachian State	0-10	L
Newberry	6-0	W
Elon	6-4	W
Presbyterian	3-0	W
Presbyterian	7-1	W
High Point	5-7	L
Western Carolina	9-5	W
Western Carolina	1-2	L
Catawba	5-4	W
Elon	4-2	W
Catawba	10-8	W
Appalachian State	12-1	W
Pfeiffer	1-2	L
Guilford	0-6	L

1968

5-8

Head Coach: Walt Cornwell

Newberry	5-1	W
Wofford	7-4	W
Pfeiffer	3-5	L
Elon	7-9	L
Newberry	7-3	W
Pfeiffer	0-7	L
High Point	1-2	L
High Point	0-3	L
Wofford	8-9	L
Western Carolina	4-6	L
Western Carolina	1-0	W
Elon	2-1	W
Appalachian State	0-1	L

1969

3-12

Head Coach: Walt Cornwell

Wofford	3-2	W
Pfeiffer	1-2	L
Newberry	4-3	W
High Point	1-6	L
Newberry	0-6	L
Catawba	15-16	L
Elon	1-5	L
Elon	10-2	W
Western Carolina	4-5	L
Western Carolina*	0-7	L
Pfeiffer	2-4	L
Wofford	3-7	L
Catawba	3-6	L
Appalachian State	0-3	L
Appalachian State	2-9	L

* = Forfeit

1970

2-10

Head Coach: Walt Cornwell

Pfeiffer	4-11	L
Newberry	6-15	L
High Point	7-9	L
Atlantic Christian	2-3	L
Atlantic Christian	6-9	L
Elon	1-4	L
High Point	3-4	L
Elon	0-13	L
Newberry	10-6	W
Catawba	3-4	L
Pfeiffer	2-0	W
Catawba	2-5	L

1971 -73

No Team

1974

2-12

Head Coach: Curtis Threatt

Mars Hill	3-7*	W
Mars Hill	6-5	W
High Point	0-23	L
High Point	2-14	L
Pfeiffer	0-9	L
Pfeiffer	0-11	L
Gardner-Webb	2-9	L
Gardner-Webb	3-11	L
Catawba	3-12	L
Davidson	5-12	L
Elon	3-11	L



LENOIR-RHYNE BASEBALL

Catawba.....	6-8.....	L
Davidson.....	0-11.....	L
Elon.....	2-17.....	L

* = Mars Hill forfeited game due to ineligible player

1975

5-21

Head Coach: Curtis Threatt

Furman.....	6-14.....	L
East Tenn. State.....	5-9.....	L
East Tenn. State.....	17-6.....	W
Morris.....	3-4.....	L
Gardner-Webb.....	4-14.....	L
Gardner-Webb.....	0-1.....	L
High Point.....	0-9.....	L
Wofford.....	11-3.....	W
Gardner-Webb.....	8-14.....	L
High Point.....	11-15.....	L
Atlantic Christian.....	1-2.....	L
Atlantic Christian.....	1-6.....	L
Wofford.....	13-25.....	L
Guilford.....	4-5.....	L
Guilford.....	3-6.....	L
Gardner-Webb.....	11-12.....	L
Pfeiffer.....	1-10.....	L
Pfeiffer.....	0-6.....	L
Catawba.....	1-2.....	L
Davidson.....	6-5.....	W
Elon.....	2-7.....	L
Catawba.....	4-10.....	L
Mars Hill.....	11-6.....	W
Mars Hill.....	3-4.....	L
Furman.....	6-1.....	W
Davidson.....	2-3.....	L

1976

12-13

Head Coach: Curtis Threatt

Salem.....	2-5.....	L
Salem.....	7-1.....	W
Pfeiffer.....	5-1.....	W
Trinity.....	13-4.....	W
St. Lawrence.....	8-7.....	W
Morris.....	7-3.....	W
Pfeiffer.....	6-5.....	W
Guilford.....	0-7.....	L
Wofford.....	3-9.....	L
Gardner-Webb.....	4-6.....	L
High Point.....	6-15.....	L
Atlantic Christian.....	5-4.....	W
Atlantic Christian.....	3-6.....	L
Appalachian State.....	9-15.....	L
Wofford.....	12-11.....	W
Warren Wilson.....	19-2.....	W
Catawba.....	10-6.....	W
Guilford.....	3-6.....	L
Elon.....	1-12.....	L
Catawba.....	2-7.....	L
Mars Hill.....	11-6.....	W
High Point.....	1-14.....	L
Gardner-Webb.....	0-9.....	L
Warren Wilson.....	9-7.....	W
Appalachian State.....	2-13.....	L

1977

12-13

Head Coach: Curtis Threatt

Davidson.....	6-7.....	L
Dickinson.....	15-7.....	W
Salem.....	14-2.....	W
Salem.....	6-5.....	W
St. Lawrence.....	2-4.....	L
St. Lawrence.....	13-0.....	W
Pfeiffer.....	13-0.....	W
Guilford.....	3-6.....	L
Appalachian State.....	11-9.....	W
High Point.....	4-11.....	L
Davidson.....	0-6.....	L
Catawba.....	7-17.....	L
Guilford.....	2-6.....	L
Warren Wilson.....	10-1.....	W
Gardner-Webb.....	11-15.....	L
Catawba.....	2-0.....	W

Elon.....	6-5.....	W
Appalachian State.....	7-8.....	L
Pfeiffer.....	5-4.....	W
High Point.....	3-12.....	L
Elon.....	5-17.....	L
Gardner-Webb.....	2-5.....	L
Warren Wilson.....	5-0.....	W
Mars Hill.....	2-3.....	L
Mars Hill.....	8-4.....	W

1978

10-17

Head Coach: Billy Alton

California State (Pa.).....	1-11.....	L
California State (Pa.).....	4-9.....	L
Indiana State (Pa.).....	0-10.....	L
Indiana State (Pa.).....	8-10.....	L
South Carolina.....	1-13.....	L
South Carolina.....	2-13.....	L
Pfeiffer.....	3-7.....	L
Mars Hill.....	14-12.....	W
Mars Hill.....	5-10.....	L
High Point.....	7-6.....	W
High Point.....	5-11.....	L
Elon.....	14-5.....	W
Catawba.....	4-23.....	L
Wake Forest.....	3-5.....	L
Davidson.....	7-2.....	W
Davidson.....	3-4.....	L
Catawba.....	8-2.....	W
Elon.....	7-12.....	L
Gardner-Webb.....	11-10.....	W
Gardner-Webb.....	3-13.....	L
Pfeiffer.....	16-8.....	W
Warren Wilson.....	8-1.....	W
Warren Wilson.....	15-0.....	W
Guilford.....	2-3.....	L
Guilford.....	9-2.....	W
Appalachian State.....	3-6.....	L
Appalachian State.....	2-17.....	L

1979

13-22

Head Coach: Billy Alton

South Carolina.....	2-5.....	L
Mercer.....	7-13.....	L
Davidson.....	12-15.....	L
California State (Pa.).....	1-3.....	L
California State (Pa.).....	3-5.....	L
Western Carolina.....	4-8.....	L
Mars Hill.....	9-1.....	W
Mars Hill.....	10-0.....	W
Pfeiffer.....	2-0.....	W
Pfeiffer.....	2-3.....	L
UNCC.....	5-2.....	W
UNCC.....	5-10.....	L
Wake Forest.....	1-4.....	L
Wake Forest.....	4-10.....	L
High Point.....	2-3.....	L
High Point.....	2-3.....	L
Catawba.....	4-3.....	W
Catawba.....	5-6.....	L
Wingate.....	4-0.....	W
Wingate.....	0-7.....	L
Warren Wilson.....	11-1.....	W
Warren Wilson.....	5-1.....	W
St. Augustine's.....	8-7.....	W
St. Augustine's.....	13-1.....	W
North Carolina.....	3-8.....	L
Gardner-Webb.....	6-4.....	W
Gardner-Webb.....	1-4.....	L
Guilford.....	2-5.....	L
Guilford.....	5-4.....	W
Appalachian State.....	8-11.....	L
Appalachian State.....	2-11.....	L
East Tennessee State.....	1-8.....	L
East Tennessee State.....	7-2.....	W
Elon.....	1-3.....	L
Elon.....	0-1.....	L

1980

15-19

Head Coach: Billy Alton

Florida State.....	3-10.....	L
--------------------	-----------	---

Eckerd.....	5-9.....	L
Eckerd.....	3-9.....	L
Guilford.....	1-2.....	L
Guilford.....	3-1.....	W
Appalachian State.....	1-7.....	L
Appalachian State.....	2-1.....	W
UNCC.....	15-8.....	W
UNCC.....	7-5.....	W
East Tennessee State.....	0-2.....	L
East Tennessee State.....	1-8.....	L
Pfeiffer.....	3-2.....	W
Pfeiffer.....	1-3.....	L
California State (Pa.).....	4-2.....	W
Wake Forest.....	0-10.....	L
Wake Forest.....	8-14.....	L
St. Augustine's.....	0-1.....	L
St. Augustine's.....	1-2.....	L
Wingate.....	4-0.....	W
Wingate.....	2-0.....	W
Catawba.....	5-2.....	W
Catawba.....	6-7.....	L
Western Carolina.....	1-6.....	L
Western Carolina.....	8-11.....	L
Gardner-Webb.....	0-5.....	L
Gardner-Webb.....	6-7.....	L
Elon.....	7-1.....	W
Elon.....	8-0.....	W
Mars Hill.....	11-1.....	W
Mars Hill.....	8-6.....	W
Pfeiffer.....	5-3.....	W
Atlantic Christian.....	5-1.....	W
Pfeiffer.....	2-4.....	L
Pfeiffer.....	4-8.....	L

1981

8-19

Head Coach: Jack Patterson

Appalachian State.....	2-3.....	L
Appalachian State.....	0-3.....	L
Ohio State.....	2-8.....	L
Ohio State.....	9-16.....	L
UNCC.....	2-11.....	L
UNCC.....	5-6.....	L
Wingate.....	8-18.....	L
St. Augustine's.....	1-4*.....	L
St. Augustine's.....	4-7*.....	L
Gardner-Webb.....	0-1.....	L
Wingate.....	4-13.....	L
Wake Forest.....	3-4.....	L
Wake Forest.....	9-15.....	L
Mars Hill.....	10-4.....	W
Mars Hill.....	6-3.....	W
Catawba.....	7-3.....	W
Catawba.....	3-8.....	L
Pfeiffer.....	2-3.....	L
Pfeiffer.....	5-4.....	W
Gardner-Webb.....	10-1.....	W
Guilford.....	4-3.....	W
Guilford.....	0-4.....	L
High Point.....	0-6.....	L
High Point.....	1-10.....	L
Elon.....	1-2.....	L
Elon.....	0-3.....	L
Appalachian State.....	1-5.....	L

* = Saint Augustine's forfeited games due to ineligible player

1982

5-17

Head Coach: Jack Patterson

Wingate.....	0-4.....	L
Wingate.....	3-4.....	L
Ohio State.....	0-12.....	L
Ohio State.....	1-6.....	L
High Point.....	0-9.....	L
High Point.....	3-7.....	L
Elon.....	3-6.....	L
Elon.....	3-5.....	L
Guilford.....	11-3.....	W
Guilford.....	6-3.....	W
Pfeiffer.....	6-7.....	L
Pfeiffer.....	6-9.....	L
Mars Hill.....	2-12.....	L
Mars Hill.....	11-3.....	W
Appalachian State.....	0-2.....	L



Appalachian State	3-7	L
Gardner-Webb	0-1	L
Gardner-Webb	1-6	L
Catawba	3-1	W
Catawba	5-6	L
Appalachian State	2-8	L
Appalachian State	6-5	W

1983

4-15

Head Coach: Jack Patterson

California (Pa.)	2-12	L
California (Pa.)	7-9	L
Mars Hill	5-13	L
Mars Hill	7-6	W
Elon	4-8	L
Elon	5-6	L
Wingate	1-16	L
Wingate	4-10	L
Pfeiffer	10-9	W
Pfeiffer	3-14	L
Guilford	3-10	L
Guilford	2-3	L
Gardner-Webb	7-4	W
Gardner-Webb	3-1	W
Catawba	6-9	L
High Point	2-3	L
High Point	3-11	L
Appalachian State	4-12	L
Appalachian State	4-14	L

1984

4-18

Head Coach: Bruce Ollis

California (Pa.)	5-7	L
California (Pa.)	10-12	L
California (Pa.)	4-6	L
Elon	4-10	L
Elon	1-18	L
Methodist	3-7	L
Methodist	2-12	L
Gardner-Webb	3-13	L
Gardner-Webb	2-20	L
Pfeiffer	4-10	L
Pfeiffer	3-9	L
Catawba	5-15	L
Catawba	8-6	W
Wingate	0-16	L
Wingate	1-11	L
Guilford	9-10	L
Guilford	12-1	W
High Point	5-3	W
High Point	6-7	L
Appalachian State	2-12	L
Appalachian State	4-9	L
Mars Hill	13-12	W

1985

20-14

Head Coach: Danny Thompson

Davidson	5-15	L
Davidson	2-1	W
High Point	1-2	L
High Point	5-7	L
Mars Hill	4-2	W
Mars Hill	4-1	W
California (Pa.)	3-10	L
Elon	3-10	L
Elon	13-3	W
Tusculum	4-3	W
Tusculum	8-6	W
North Park (Ill.)	16-15	W
Wingate	6-5	W
Wingate	5-11	L
Pembroke State	13-3	W
Pembroke State	4-3	W
Saint Andrews	10-5	W
Saint Andrews	19-4	W
Pfeiffer	5-7	L
Pfeiffer	0-1	L
Guilford	3-2	W
Guilford	11-1	W
Catawba	4-7	L
Catawba	15-4	W
UNC Asheville	3-0	W
UNC Asheville	9-11	L
Warren Wilson	10-4	W

Warren Wilson	14-1	W
Gardner-Webb	0-10	L
Gardner-Webb	6-9	L
Atlantic Christian	10-3	W
Atlantic Christian	11-12	L
Methodist	10-6	W
Methodist	4-5	L

1986

19-17

Head Coach: Danny Thompson

Davidson	4-9	L
USC-Spartanburg	3-8	L
USC-Spartanburg	4-10	L
Wake Forest	5-12	L
Tusculum	11-2	W
Tusculum	10-3	W
California (Pa.)	13-1	W
California (Pa.)	7-2	W
Clark (Mass.)	11-5	W
Clark (Mass.)	3-2	W
High Point	3-6	L
High Point	7-12	L
Pembroke State	4-3	W
Pembroke State	8-3	W
St. Andrews	8-7	W
St. Andrews	2-0	W
Elon	2-7	L
Elon	0-5	L
Wingate	4-7	L
Wingate	5-12	L
Tusculum	9-3	W
Tusculum	10-1	W
Pfeiffer	9-14	L
Pfeiffer	10-13	L
Guilford	15-6	W
Guilford	0-10	L
Catawba	10-11	L
Catawba	0-10	L
Atlantic Christian	2-6	L
Atlantic Christian	5-8	L
Mars Hill	15-5	W
Mars Hill	11-5	W
Radford	7-6	W
Radford	11-8	W
Warren Wilson	13-1	W
Warren Wilson	5-4	W

1987

10-20

Head Coach: Danny Thompson

High Point	3-1	W
High Point	0-4	L
California (Pa.)	3-1	W
California (Pa.)	5-2	W
Elon	6-12	L
Elon	0-9	L
Bluefield State	4-3	W
Bluefield State	7-6	W
Wingate	8-17	L
Wingate	1-6	L
Central Wesleyan	6-5	W
Pembroke State	5-6	L
Pembroke State	1-3	L
Wake Forest	8-13	L
Tusculum	4-6	L
Tusculum	3-2	W
Guilford	4-5	L
Guilford	1-7	L
Catawba	5-3	W
Tusculum	11-2	W
Catawba	6-5	W
Mars Hill	4-5	L
Mars Hill	3-6	L
Pfeiffer	4-9	L
Pfeiffer	3-4	L
Wofford	0-4	L
Wofford	2-7	L
Gardner-Webb	6-5	W
Gardner-Webb	3-14	L
Atlantic Christian	4-7	L
Atlantic Christian	5-9	L

1988

10-24

Head Coach: John Hamilton

Davidson	3-14	L
----------	------	---

High Point	19-3	W
Tusculum	6-7	L
Tusculum	0-14	L
Bluefield State	12-1	W
Elon	7-20	L
Elon	2-11	L
Fairmont State	2-5	L
Pfeiffer	10-12	L
Pfeiffer	5-17	L
Wingate	0-6	L
Wingate	7-3	W
Catawba	3-4	L
Newberry	3-12	L
Newberry	4-15	L
Gardner-Webb	5-3	W
Pembroke State	3-2	W
Pembroke State	5-4	W
High Point	1-5	L
Appalachian State	2-10	L
Appalachian State	2-11	L
Wofford	2-15	L
Wofford	2-8	L
Mars Hill	2-3	L
Mars Hill	7-3	W
Catawba	2-8	L
Gardner-Webb	1-7	L
Guilford	16-12	W
Davidson	1-20	L
Appalachian State	7-6	W
Wake Forest	4-10	L
Guilford	17-5	W
Atlantic Christian	3-6	L
Atlantic Christian	4-9	L

1989

13-20-1

Head Coach: John Hamilton

High Point	6-0	W
California (Pa.)	10-6	W
Wofford	0-5	L
Pfeiffer	12-2	W
Pfeiffer	2-12	L
Catawba	4-6	L
Davidson	16-13	W
High Point	7-9	L
UNC-Asheville	1-16	L
Pembroke State	0-3	L
Pembroke State	6-7	L
St. Andrews	10-4	W
St. Andrews	6-4	W
Catawba	0-1	L
Davidson	4-8	L
Appalachian State	4-7	L
Appalachian State	1-10	L
Guilford	8-6	W
Elon	1-9	L
Elon	1-2	L
Mount Olive	0-10	L
Mount Olive	0-1	L
Atlantic Christian	1-2	L
Atlantic Christian	1-7	L
Wingate	2-3	L
Wingate	0-6	L
Gardner-Webb	4-1	W
Guilford	7-4	W
Newberry	4-0	W
Newberry	7-0	W
UNCC	2-10	L
Gardner-Webb	5-3	W
Mars Hill	2-1	W
Mars Hill	6-6	T



THE EARLY YEARS (1903-1923)

Little is known about Lenoir-Rhyne baseball before 1924. Below is a collection of information about the baseball seasons prior to 1924. A detailed account of the inception of baseball at Lenoir College and the team's unexpected first game are captured by authors Jeff L. Norris and Ellis G. Boatman on pages 38 and 41 in [Fair Star: A Centennial History of Lenoir-Rhyne](#).

“The first intercollegiate athletic activity at the college was baseball beginning in 1903. In January 1903 the faculty voted to offer free tuition for a good catcher and pitcher. By 1906 the baseball team was making spring road trips, and by 1912 the program attracted Jim Poole, a student who later played major league baseball.”

Lenoir College played Catawba College in athletic park. “The game, played eleven days prior to the schedules opener with Rutherford College was ‘rather unexpected, though quite a crowd was present.’ Lenoir’s pitcher, Walter F. Moser, struck out eighteen batters, but Catawba won 5-3.”

1909

7-4

Coach: W.H. Johnson

Captain: W.B. Rudisill

Davidson	3-7	L
St. Mary's	0-2	L
Charlotte (League)	5-6	L
Catawba	9-3	W
Davidson	8-7	W
Catawba	8-4	W
Bingham	0-8	L
Bingham	2-0	W
Asheville School	5-1	W
NCD&D	5-3	W
Bingham	10-4	W

1910

1-0*

Rutherford..... W 4-0

(March 12, 1910)

* = no other games available

1912

1-0*

Coach: D.L. Fleet Williams

Captain: Fred Rudisill

Rutherford..... W 1-0

* = no other games available

1916

0-3*

Coach: Joe Penella

3/19 Guilford L 2-5

4/3 Weaver L 1-0

4/18 Maryville L 3-7

* = no other games available

1917

7-4

Coach: W.H. Johnson

Captain: W.B. Rudisill

April 9, 1917, vs. Spencer Semi-Pros in Hickory, N.C. ... R.J. Plyler pitched a no-hitter for Lenoir College but walked eight batters and hit four more while striking out 11 ... Cline was the catcher ... Plyler went 3-for-4 as a batter with three RBI and two doubles.

<u>Line score</u>	<u>R</u>	<u>H</u>	<u>E</u>
Lenoir College	8	10	7
Spencer Semi-Pros	3	0	6

On April 17, 1917, Plyler and Cline were the Lenoir battery once again as Plyler shut out Davidson.

<u>Line score</u>	<u>R</u>	<u>H</u>	<u>E</u>
Lenoir College	1	2	5
Davidson	0	3	2

No other games available. Other opponents in 1917 included NCD&D, Oak Ridge, Guilford, Catawba, Mars Hill, Trinity, Belmont, Homer and Bingham.

1922

8-6

Coach: Phil Utley

Captain: Dorvus Rudisill

Mars Hill..... 7-2..... W

Rutherford..... 5-4..... W

Moline League..... 10-16..... L

Elon..... 4-3..... W

Atlantic Christian..... 1-2..... L

Wake Forest..... 2-9..... L

Oak Ridge..... 3-7..... L

Guilford..... 0-4..... L

Mount Pleasant..... 5-2..... W

Atlantic Christian..... 6-2..... W

Catawba..... 2-1..... W

Catawba..... 2-0..... W

St. Mary's..... 19-1..... W

Catawba..... 1-2..... L



LENOIR-RHYNE BASEBALL

ALL-TIME SERIES HISTORY

Opponent	W/L	Pct.	NCAA era	First Mtg.	Last Mtg.
1924 Alumni	1-0	1.000	----	1938	1938
Alderson-Broadus	1-0	1.000	1-0	1994	1994
Anderson	26-13	.667	26-13	2009	2022
Appalachian St.	54-41-1	.567	0-1	1930	1990
Augusta	2-1	.667	2-1	1995	2018
Barton	37-34	.521	12-11	1924	2022
Belmont Abbey	51-36	.586	38-29	1954	2020
Benedict	2-0	1.000	2-0	2019	2019
Binghamton	0-2	.000	0-2	1999	2000
Bloomfield	6-0	1.000	6-0	2002	2005
Bloomsburg	3-2	.600	3-2	2009	2010
Bluefield St.	24-2	.923	21-2	1987	2022
Brevard	25-16	.610	25-16	2000	2016
Bristol (TN)	5-1	.833	5-1	1991	1994
California (PA)	10-14	.417	4-4	1978	2011
Camp Lejeune	2-1	.667	----	1963	1963
Carson-Newman	36-62	.367	36-62	1990	2022
Catawba	107-143	.248	38-71	1926	2022
Central Wesleyan	1-0	1.000	----	1987	1987
Charleston (WV)	3-0	1.000	3-0	2009	2009
Charlotte	3-6	.333	0-2	1979	1991
Chatham Mills	1-1	.500	----	1946	1948
Clark (Mass.)	2-0	1.000	----	1986	1986
Coker	18-13	.581	18-13	1999	2022
Columbus St.	0-3	.000	0-3	2001	2001
Concord	2-0	1.000	2-0	2016	2016
Davidson	16-30	.348	0-2	1909	1990
Dickinson	1-0	1.000	----	1977	1977
Dowling	1-0	1.000	1-0	1991	1991
Duke	1-0	1.000	----	1924	1924
East Carolina	1-6	.143	----	1950	1961
E. Tennessee St.	3-4	.429	----	1925	1980
Eckerd	1-3	.250	1-1	1980	1996
Edinboro	2-0	1.000	2-0	2003	2003
Elon	54-102	.346	11-17	1922	1997
Emmanuel	9-1	.900	9-1	2016	2022
Emory & Henry	3-2	.600	----	1925	1937
Erskine	5-5	.500	5-4	1952	2020
Fairmont St.	0-1	.000	----	1988	1988
Flagler	0-2	.000	0-2	1999	1999
Florida St.	0-1	.000	----	1980	1980
Francis Marion	2-2	.500	2-2	2015	2021
Furman	1-1	.500	----	1975	1975
Gardner-Webb	32-39	.450	23-16	1974	2000
Gastonia Rockets	1-1	.500	----	1952	1953
Gaston Tech	2-0	1.000	----	1959	1959
Georgia College	3-2	.600	3-2	2008	2022
Georgia SW	5-2	.714	5-2	2008	2022
Glenville St.	6-0	1.000	6-0	2016	2017
Goldey-Beacom	7-0	1.000	7-0	2018	2022
Goldsboro	0-1	.000	----	1929	1929
Granite Falls	1-0	1.000	----	1948	1948
Greensboro	3-1	.750	3-1	1994	1997
Guilford	72-47-3	.603	9-2	1916	1997
Hickory Rebels	8-3	.727	----	1937	1952
Hickory Spinners	0-1	.000	----	1947	1947
High Point	58-59-1	.496	9-10	1925	1999
Indiana (PA)	7-6	.539	7-4	1978	2020
Johnson	1-0	1.000	1-0	1991	1991
King	4-2	.667	4-2	2014	2016
Kutztown	1-1	.500	1-1	2010	2010
Lake Erie	5-0	1.000	5-0	2009	2020
Lander	6-3	.667	6-3	1998	2018
Lenoir High	1-1	.500	----	1944	1944
Limestone	29-18	.617	29-18	1998	2022
Lincoln Memorial	17-30	.361	17-30	1997	2022
Lincolnton	0-2	.000	----	1947	1948
Mars Hill	86-40-1	.681	62-37	1922	2022
May Hosiery	1-0	1.000	----	1938	1938
Mercer	0-1	.000	----	1979	1979

Opponent	W/L	Pct.	NCAA era	First Mtg.	Last Mtg.
Methodist	1-3	.250	----	1984	1985
Maryville	1-2	.333	----	1927	1930
Millersville	3-0	1.000	3-0	2007	2007
Milligan	10-5	.667	8-2	1924	2006
Montreat	17-13-1	.565	17-13-1	1993	2015
Morganton Aggies	0-1	.000	----	1950	1950
Morris	1-1	.500	----	1975	1976
Mount Olive	6-31	.162	6-29	1989	2020
Mt. Pleasant	3-0	1.000	----	1922	1925
Newberry	55-57-1	.491	38-46	1932	2021
Newton Baseball	1-0	1.000	----	1957	1957
Newton-Con. Twins	1-2	.333	----	1938	1956
North Carolina	1-2	.333	----	1924	1979
N.C. Central	3-0	1.000	3-0	2007	2007
N.C. State	3-4	.429	----	1925	1935
North Florida	1-2	.333	1-2	1990	1999
North Greenville	16-11	.593	16-11	1997	2022
North Park (Ill.)	1-0	1.000	----	1985	1985
Nova Southeastern	3-3	.500	3-3	2004	2005
Oak Ridge	2-2	.500	----	1928	1933
Ohio University	5-1	.833	----	1938	1952
Ohio State	0-4	.000	----	1981	1982
Ohio Wesleyan	1-0	1.000	----	1947	1947
Parris Island Marines	1-4	.200	----	1931	1932
Pfeiffer	46-67	.407	30-27	1956	2017
Presbyterian	35-26	.574	27-25	1952	2007
Queens	7-2	.778	7-2	2019	2022
Quincy	1-0	1.000	1-0	1994	1994
Radford	2-0	1.000	----	1986	1986
Rex Mills	0-1	.000	----	1947	1947
Rock Hill	1-0	1.000	----	1953	1953
Rutherford College	2-0	1.000	----	1926	1927
Rutherford County	0-1	.000	----	1953	1953
Rollins	3-3	.500	3-3	2017	2019
Saint Leo	4-6	.400	4-6	1996	2005
Saint Rose	3-0	1.000	3-0	1995	2015
Salem	5-2	.714	2-1	1976	2016
Seton Hill	1-1	.500	1-1	2010	2010
Shepherd	9-2	.818	9-2	1995	2000
Shippensburg	3-2	.600	3-2	1999	2022
Southern Wesleyan	2-0	1.000	2-0	2018	2020
Springfield	7-1	.875	----	1930	1952
South Carolina	1-3	.250	----	1924	1979
St. Andrews	7-5	.583	3-5	1986	2009
St. Augustine's	9-3	.750	5-1	1979	2013
St. Lawrence	2-1	.667	----	1976	1977
SUNY Brockport	1-0	1.000	1-0	1992	1992
Tampa	0-4	.000	0-4	1990	2001
Trinity	1-0	1.000	----	1976	1976
Tusculum	40-51	.439	30-48	1925	2022
UNC Asheville	1-3	.250	0-1	1985	1990
UNC Pembroke	9-9	.500	3-5	1985	2022
USC Aiken	3-0	1.000	3-0	2009	2022
USC Upstate	10-10	.500	10-8	1988	2007
UVA Wise	7-0	1.000	7-0	2020	2021
Valdese	0-1	.000	----	1937	1937
Wake Forest	1-19	.100	----	1922	1988
Warren Wilson	16-0	1.000	4-0	1976	1992
Washington & Jeff.	1-0	1.000	1-0	1993	1993
Weaver	2-0	1.000	----	1924	1925
West Chester	3-1	.750	3-1	2002	2010
West Va. St.	7-2	.778	7-2	2000	2019
West Va. Tech	7-2	.778	7-2	2015	2017
Western Carolina	35-24	.593	0-1	1933	1995
Wingate	50-86	.367	45-70	1979	2022
Winston-Salem St.	5-5	1.000	5-5	2012	2016
Wittenburg	1-0	1.000	----	1956	1956
Wofford	12-22	.353	2-4	1929	1992
Young Harris	0-2	.000	0-2	2018	2018

CONFERENCE OPPONENTS IN RED



MLB DRAFT PICKS



Justin Dean
Atlanta Braves - 17th Round
2018



Landon Whitson
Arizona Diamondbacks - 25th Round
2018




John Curtis
Atlanta Braves - 8th Round
2017




Thomas St. Clair
St. Louis Cardinals - 24th Round
2017



Matthew De La Rosa
Baltimore Orioles - 28th Round
2016



Ivan Vieitez
Los Angeles Dodgers - 27th Round
2015



Mike Tidwell
Chicago Cubs - 25th Round
1991



Steve Davis
Chicago Cubs - 31st Round
1991



Craig Corbett
Montreal Expos - 10th Round
1981



AWARDS

SOUTH ATLANTIC CONFERENCE ALL-CONFERENCE | 85

35 1ST TEAM | 44 2ND TEAM | 1 THIRD TEAM |
5 HONORABLE MENTION

Drew Yniesta	DH	2022	First Team
Josh Lanham	P	2022	First Team
Wade Cuda	OF	2022	Second Team
Cole Laskowski	2B	2022	Second Team
Nick Clarno	C	2022	Second Team
Andrew Patick	P	2022	Second Team
David Bell	OF	2022	Third Team
Drue Galassi	OF	2021	First Team
Josh Lanham	P	2021	First Team
E.J. Ranel	OF	2021	Second Team
Andrew Patrick	P	2021	Second Team
Alex Shirazi	P	2021	Honorable Mention
Clayton Jeffries	OF	2019	Second Team
E.J. Ranel	OF	2019	Honorable Mention
Matthew Freeman	DH	2019	Honorable Mention
Alex Shirazi	SP	2019	Honorable Mention
Justin Dean	OF	2018	First Team
John Grigg	SP	2018	First Team
Landon Whitson	RP	2018	First Team
Alex Reynolds	1B	2018	Honorable Mention
Thomas St. Clair	SP	2017	First Team
Matthew De La Rosa	SS	2016	First Team
Ryan Perkins	SS	2015	First Team
Brantley Rumford	2B	2015	Second Team
Matthew De La Rosa	3B	2015	Second Team
Brantley Rumford	2B	2014	First Team
Ivan Vieitez	OF	2014	First Team
Ivan Vieitez	OF	2013	First Team
Dalton Hill	SS	2013	Second Team
Brian Dice	C	2011	Second Team
Brian Dice	DH	2010	First Team
Rob Knight	C	2010	Second Team
Evan Taylor	OF	2010	Second Team
Zach Glass	1B	2009	First Team
Hank Wofford	2B	2009	First Team
Michael Pleau	3B	2009	Second Team
Max Loveland	OF	2009	Second Team
Evan Taylor	OF	2009	Second Team
Rob Knight	DH	2009	Second Team
Dan Ford	3B	2008	First Team
Dallas Tarleton	C	2007	First Team
Taylor MacCurdy	SS	2007	First Team
Jordan Ackley	OF	2007	Second Team
Taylor MacCurdy	SS	2006	Second Team
Matt Keever	C	2005	First Team
Jesse Jordan	P	2005	Second Team
Taylor MacCurdy	SS	2005	Second Team
John Pugh	OF	2005	Second Team
Matt Wiley	OF	2005	Second Team
Matt Wiley	OF	2004	First Team
Matt Sigmon	1B	2004	Second Team
Paul Pope	DH	2002	First Team

Matt Howell	P	2002	Second Team
Craig Sizemore	2B	2002	Second Team
Jarred Caputo	SS	2002	Second Team
Chip Bradford	OF	2002	Second Team
Israel Campbell	P	2001	First Team
William Combs	1B	2001	First Team
Jarred Caputo	SS	2001	First Team
Brent Nichols	C	2001	Second Team
Chip Bradford	OF	2001	Second Team
Michael Clontz	P	2000	First Team
Craig Sizemore	SS	2000	Second Team
Jarred Caputo	3B	2000	Second Team
Jason Keever	2B	1999	First Team
Michael Clontz	P	1998	First Team
Jason Keever	2B	1998	Second Team
Wes Tucker	OF	1998	Second Team
Shannon Myers	OF	1997	First Team
Will Davis	OF	1997	Second Team
Alain Rodriguez	2B	1996	First Team
Rex Marley	P	1996	Second Team
Darren McGlamery	OF	1996	Second Team
Robert Gray	SS	1995	Second Team
Shannon Myers	OF	1995	Second Team
Marty Nichols	C	1994	First Team
Shannon Myers	OF	1994	First Team
Rex Marley	P	1994	Second Team
Marty Nichols	C	1993	First Team
Bryan Craig	OF	1993	First Team
Tim Mages	3B	1993	Second Team
Clayton Payne	3B	1991	First Team
Mark Tucker	1B	1991	Second Team
Bryan Craig	OF	1991	Second Team
Steve Davis	P	1991	Second Team

ALL-AMERICAN | 2

Josh Lanham	Third Team (D2CCA)	2022
Dan Ford	Honorable Mention	2007

SAC ALL-DEFENSE TEAM | 9

Erick Ramirez	3B	2022
John Grigg	P	2018
Marcus Shoemaker	LF	2015
Dalton Hill	SS	2013
Christian Hicks	P	2011
Mike Gasque	2B	2011
Rob Knight	C	2010
Hank Wofford	2B	2010
Evan Taylor	OF	2010

SAC COACH OF THE YEAR | 3

Frank Pait	2001
John Hamilton	1994
John Hamilton	1990



AWARDS

SAC PLAYER OF THE YEAR | 2

Matt Keever	2005
Shannon Myers	1994

SAC PITCHER OF THE YEAR | 1

Thomas St. Clair	2017
------------------	------

SAC FRESHMAN OF THE YEAR | 3

Josh Lanham	2021
Justin Crowell	2007
Michael Clontz	1998

SAC TOURNAMENT MVP | 3

Luis Atilas	2022
Jarred Caputo	2001
Israel Campbell	2000

ABCA GOLD GLOVE | 1

Evan Taylor	2010
-------------	------

ALL-REGION | 23

Josh Lanham	First Team (D2CCA)	2022
Drew Yniesta	First Team (D2CCA)	2022
Andrew Patrick	Second Team (NCBWA)	2022
Josh Lanham	First Team (D2CCA)	2021
Drue Galassi	First Team (D2CCA)	2021
Drue Galassi	Second Team (NCBWA)	2021
Justin Dean	Second Team (D2CCA)	2018
Justin Dean	Second Team (ABCA)	2018
Thomas St. Clair	First Team (NCBWA)	2017
Thomas St. Clair	First Team (D2CCA)	2017
Ryan Perkins	Honorable Mention (NCBWA)	2015
Ivan Vieitez	Second Team (ABCA)	2014
Ivan Vieitez	Second Team (NCBWA)	2014
Ivan Vieitez	First Team (D2CCA)	2014
Brian Dice	Second Team (ABCA)	2010
Max Loveland	Second Team (Daktronics)	2009
Daniel Ford	First Team (Daktronics)	2008
Dallas Tarleton	Second Team (Daktronics)	2007
Matt Keever	First Team (Daktronics)	2005
Israel Campbell	First Team	2001
Craig Sizemore	First Team	2001
Chip Bradford	Second Team	2001
William Combs	Second Team	2001

LR MALE ATHLETE OF THE YEAR | 1

William Combs	2000
---------------	------

NCAA SOUTH REGION ALL-TOURNAMENT TEAM | 2

Dustin Day	2001
Craig Sizemore	2001



ANNUAL STATS LEADERS (HITTING)

Batting Average (min. 60 ABs)

1982	Grant Matthews	.400
1983	Eric Nichols	.344
1984	Mike Wheless	.368
1985	Benny Harris	.402
1986	Neill Kivett	.426
1987	Jeff Parham	.407
1988	Jeff Parham	.397
1989	Clayton Payne	.345
1990	Kent Cloninger	.336
1991	Clayton Payne	.356
1992	Robyn Bryant	.375
1993	Marty Nichols	.421
1994	Shannon Myers	.446
1995	Shannon Myers	.433
1996	Chandler Shaw	.333
1997	Shannon Myers	.370
1998	Wes Tucker	.354
1999	Jason Waugh	.378
2000	Craig Sizemore	.405
2001	William Combs	.399
2002	Jarred Caputo	.397
2003	John Verdinek	.336
2004	Matt Sigmon	.394
2005	Matt Keever	.433
2006	Matt Sigmon	.358
2007	Taylor MacCurdy	.402
2008	Daniel Ford	.426
2009	Rob Knight	.452
2010	Brian Dice	.435
2011	Chris LaVenias	.365
2012	Stephan Arcieri	.363
2013	Ivan Vietez	.361
2014	Ivan Vietez	.451
2015	Marcus Shoemaker	.359
2016	Matthew De La Rosa	.357
2017	Justin Dean	.393
2018	Justin Dean	.398
2019	Clayton Jeffries	.380
2020	Will Jones	.365
2021	Drue Galassi	.345
2022	Anthony Porrino	.387

Hits


1982	David Willard	20
1983	Eric Nichols	22
1984	Stewart Whitfield	25
1985	Benny Harris	47
1986	Neill Kivett	46
1987	Jeff Parham	24
1988	Jeff Parham	46
1989	Robert Church	33
1990	K. Cloninger/C. Payne	43
1991	Clayton Payne	58
1992	Kent Cloninger	41
1993	Marty Nichols	45
1994	Shannon Myers	57
1995	Shannon Myers	52
1996	Darren McGlamery	56
1997	Shannon Myers	64
1998	Wes Tucker	58
1999	Jason Keever	60
2000	Craig Sizemore	75
2001	William Combs	83
2002	Chip Bradford	80

2003	John Pugh	56
2004	Matt Wiley	71
2005	Matt Keever	90
2006	Taylor MacCurdy	69
2007	Taylor MacCurdy	84
2008	Daniel Ford	92
2009	Max Loveland	65
2010	Brian Dice	74
2011	S. Arcieri/A. Sully	62
2012	Stephan Arcieri	61
2013	Ivan Vietez	65
2014	Ivan Vietez	64
2015	Brantley Rumford	72
2016	Ryan Perkins	73
2017	Marcus Shoemaker	73
2018	Justin Dean	74
2019	Clayton Jeffries	71
2020	Will Jones/Xander Ferlenda	31
2021	Drue Galassi	50
2022	Drew Yniesta	88

Home Runs

1982	G. Matthews/B. Rowe	2
1983	Eric Nichols	4
1984	M. Wheless, N. Kivett	4
1985	Mike Wheless	7
1986	Mike Wheless	11
1987	Bobby Hannon	4
1988	Brian Riddle	6
1989	Three Players Tied	2
1990	Kent Cloninger	3
1991	Bryan Craig	7
1992	Bryan Craig	3
1993	Robyn Bryant	9
1994	Darren McGlamery	7
1995	Darren McGlamery	7
1996	Darren McGlamery	8
1997	Shannon Myers	8
1998	Chandler Shaw	10
1999	William Combs	9
2000	William Combs	11
2001	Craig Sizemore	12
2002	Israel Campbell	8
2003	D. Day/C. Gesslein	3
2004	Matt Wiley	4
2005	John Verdinek	9
2006	M. Wiley/J. Verdinek	6
2007	Rob Mullin	9
2008	Daniel Ford	10
2009	M. Loveland/Z. Glass	7
2010	Evan Taylor	17
2011	Stephen Andrews	10
2012	I. Vietez/R. Robinson/C. Hansley	5
2013	I. Vietez/C. Hansley	7
2014	Ivan Vietez	8
2015	Matthew De La Rosa	8
2016	M. De La Rosa/C. Dishmond	10
2017	Alex Reynolds	7
2018	Aaron Stamper	7
2019	M. Freeman/E.J. Ranel	7
2020	Mike McHugh	4
2021	Drue Galassi	15
2022	Wade Cuda	16

Runs Scored



Craig Sizemore led the Bears with a .405 average and 75 hits in 2000.

1982	J. Long/R. Tew	11
1983	Eddie Hickman	15
1984	Jeff Long	21
1985	Eddy Hickman	32
1986	N. Kivett/M. Wheless	29
1987	Jeff Parham	17
1988	Richard Cherry	28
1989	Kent Cloninger	20
1990	Kent Cloninger	29
1991	Robyn Bryant	32
1992	Kent Cloninger	25
1993	Robyn Bryant	37
1994	Shannon Myers	40
1995	Darren McGlamery	31
1996	Darren McGlamery	36
1997	Shannon Myers	46
1998	Wes Tucker	48
1999	Jason Waugh	41
2000	Craig Sizemore	56
2001	Craig Sizemore	60
2002	Jarred Caputo	63
2003	Brian Neill	38
2004	Jason Bridges	36
2005	Matt Keever	53
2006	Three tied with	44
2007	Taylor MacCurdy	54
2008	Daniel Ford	54
2009	Max Loveland	49
2010	Hank Wofford	51
2011	Brian Dice	41
2012	Mike Gasque	40
2013	Ivan Vietez	40
2014	Ivan Vietez	39
2015	Brantley Rumford	53



ANNUAL STATS LEADERS (HITTING)

2016	Justin Dean	57
2017	M. Shoemaker/A. Reynolds	46
2018	Justin Dean	59
2019	Grant Fuller	50
2020	Xander Ferlenda	25
2021	Drue Galassi	49
2022	Drew Yniesta	65

Runs Batted In

1982	David Willard	10
1983	Eric Nichols	14
1984	Mike Wheless	18
1985	Mark Huggins	34
1986	Mike Wheless	40
1987	Bobby Hannon	13
1988	Bobby Hannon	22
1989	Ricky Brooks	21
1990	Clayton Payne	22
1991	Bryan Craig	33
1992	Kent Cloninger	20
1993	Bryan Craig	30
1994	Darren McGlamery	37
1995	Darren McGlamery	33
1996	Darren McGlamery	33
1997	Will Davis	35
1998	Wes Tucker	39
1999	William Combs	43
2000	William Combs	60
2001	Craig Sizemore	60
2002	Chip Bradford	54
2003	Jaosn Bridges	33
2004	Matt Sigmon	44
2005	M. Keever/J. Verdinek	50
2006	John Verdinek	46
2007	Rob Mullin	52
2008	Daniel Ford	60
2009	Max Loveland	46
2010	Brian Dice	59
2011	Brian Dice	36
2012	Rai Robinson	49
2013	Colton Hansley	34
2014	Ivan Vietez	38
2015	Ryan Perkins	43
2016	Matthew De La Rosa	61
2017	David Newcomer	43
2018	Alex Reynolds	46
2019	Clayton Jeffries	49
2020	Will Jones	26
2021	E.J. Ranel	37
2022	Anthony Porrino	65

Stolen Bases

1982	Three Players Tied	2
1983	Eddie Hickman	8
1984	Mike Wheless	5
1985	Eddie Hickman	24
1986	J. Thompson, B. Bryson	13
1987	Richard Cherry	9
1988	Richard Cherry	8
1989	Ricky Brooks	6
1990	David Fox	14
1991	K. Cloninger, R. Bryant	6
1992	Shannon Myers	15
1993	Robyn Bryant	12
1994	Shannon Myers	34



In his lone season with the Bears, Anthony Porrino set the single-season record for RBIs with 65 in 2022.

1995	Shannon Myers	11
1996	Will Davis	19
1997	Shannon Myers	19
1998	Wes Tucker	16
1999	Jason Keever	10
2000	Wes Tucker	10
2001	Chip Bradford	10
2002	Craig Sizemore	8
2003	Brian Neill	4
2004	Matt Wiley	16
2005	Matt Wiley	11
2006	Matt Wiley	7
2007	Hank Wofford	13
2008	Hank Wofford	24
2009	Max Loveland	23
2010	Alex Cooks	26
2011	Stephen Andrews	18
2012	Ivan Vietez	17
2013	Ivan Vietez	14
2014	Ivan Vietez	9
2015	Ryan Perkins	9
2016	Justin Dean	10
2017	Justin Dean	10
2018	Justin Dean	14
2019	Austin Reed	5
2020	Bryce Stober	5
2021	Drue Galassi	13
2022	Cole Laskowski	10



ANNUAL STATS LEADERS (PITCHING)

Wins

1982	M. Nawalany, T. Grady	2
1983	Steve Richter	3
1984	G. Garber, J. Wacenske	2
1985	Bill Johnson	7
1986	C. Tillostson, B. Johnson	5
1987	Tommy Price	5
1988	Carl Tillostson	4
1989	Steve Davis	3
1990	Mike Tidwell	7
1991	Steve Davis	7
1992	Jason Stowe	5
1993	Rex Marley	3
1994	Rex Marley	7
1995	Brian Jones	5
1996	Rex Marley	7
1997	Les Stewart	5
1998	Michael Clontz	9
1999	David Porter	8
2000	Israel Campbell	8
2001	Israel Campbell	10
2002	Matt Howell	7
2003	Derek Slaughter	5
2004	Bobby Kennett	4
2005	Jesse Jordan	8
2006	Three Tied With	5
2007	Justin Crowell	7
2008	Jesse Beane	5
2009	G. Conrad, C. Henderson	5
2010	Chris Henderson	5
2011	Brandon Padgett	3
2012	Jared Carroll	4
2013	C. Tresher, I. Vieitez	4
2014	I. Vieitez, J. Coburn	5
2015	I. Vieitez, L. Elks	5
2016	P. LaGanke, A. Hancock	5
2017	Thomas St. Clair	10
2018	John Grigg	8
2019	Paul Hall	5
2020	J. Grigg, A. Shirazi	3
2021	J. Lanham, A. Patrick	6
2022	Joshua Lanham	11

Earned Run Average (min. 30 IP)

1982	Mike Nawalany	3.38
1983	Steve Richter	3.67
1984	Shannon Sellers	8.84
1985	Bill Johnson	2.05
1986	Carl Tillostson	4.32
1987	Bill Johnson	5.93
1988	Carl Tillostson	4.58
1989	Mike Tidwell	3.11
1990	Mike Tidwell	3.96



Joshua Lanham owns the single-season wins record for Lenoir-Rhyne with 11 in 2022 and had the second-most strikeouts in a season with 112 that same year.

1991	Steve Davis	1.55
1992	Billy Haywood	3.03
1993	Michael Nichols	3.18
1994	Brett Ford	1.72
1995	Shane Worth	1.75
1996	Tommy Obst	2.17
1997	Chris Todd	4.05
1998	Michael Clontz	2.98
1999	Michael Clontz	4.55
2000	Israel Campbell	3.34
2001	Israel Campbell	3.67
2002	Matt Howell	4.42
2003	Bobby Kennett	3.84
2004	Andrew Cooper	3.20
2005	John Patterson	3.31
2006	Josh Keller	4.18
2007	Chris Henderson	3.10
2008	Jesse Beane	5.27
2009	Max Loveland	3.79
2010	Alex Askey	5.67
2011	Brandon Padgett	5.80
2012	Jared Carroll	5.78
2013	Clay Tresher	3.53
2014	Ivan Vieitez	2.95
2015	Thomas St. Clair	4.53
2016	Matt Sullivan	4.21
2017	Thomas St. Clair	2.28
2018	Landon Whitson	2.01

2019	Hunter Martin	2.93
2020	Alex Shirazi	4.28
2021	Joshua Lanham	2.25
2022	Ben Friebe	2.30

Strikeouts

1982	Benji Rowe	33
1983	Steve Richter	39
1984	Jeff Wacenske	20
1985	Shannon Sellers	36
1986	Shannon Sellers	32
1987	Tony Darnell	44
1988	Carl Tillostson	35
1989	Carl Tillostson	34
1990	Mike Tidwell	51
1991	Steve Davis	50
1992	Jason Stowe	38
1993	Jimmy George	50
1994	Rex Marley	35
1995	Brian Jones	38
1996	Rex Marley	52
1997	Eric Crisp	37
1998	Michael Clontz	57
1999	Michael Clontz	79
2000	Brian Whitaker	77
2001	Michael Clontz	51
2002	Israel Campbell	64



ANNUAL STATS LEADERS (PITCHING)

2003	D. Slaughter, J. McLeymore	49
2004	Bobby Kennett	45
2005	Jesse Jordan	60
2006	Jesse Jordan	62
2007	Jesse Jordan	63
2008	Chris Henderson	77
2009	Chris Henderson	85
2010	Chris Henderson	88
2011	Christian Hicks	48
2012	Christian Hicks	45
2013	Christian Hicks	49
2014	Jeremy Coburn	62
2015	Thomas St. Clair	91
2016	Austin Hancock	54
2017	Thomas St. Clair	116
2018	John Grigg	73
2019	Paul Hall	89
2020	John Grigg	32
2021	Joshua Lanham	90
2022	Joshua Lanham	112

Innings Pitched

1982	Tony Grady	57.1
1983	Steve Richter	42
1984	Jeff Wacenske	41
1985	Shannon Sellers	49
1986	Bill Johnson	55.2
1987	Tony Darnell	46
1988	Tony Darnell	52.2
1989	Mike Tidwell	46.1
1990	Steve Davis	81.2
1991	Mike Tidwell	64
1992	Jason Stowe	62.1
1993	Jimmy George	50.1
1994	Rex Marley	58.2
1995	Brian Jones	62.1
1996	Brian Jones	75
1997	Les Stewart	75.2
1998	Michael Clontz	81.2
1999	David Porter	98.2
2000	Michael Clontz	91.1
2001	Israel Campbell	110.1
2002	Israel Campbell	95
2003	Bobby Kennett	70.1
2004	Jesse Jordan	70.1
2005	Jesse Jordan	75.1
2006	Jesse Jordan	108.1
2007	Jesse Jordan	87.1
2008	Chris Henderson	89.1
2009	Chris Henderson	82.2
2010	Chris Henderson	83.2
2011	Christian Hicks	69.2
2012	Jared Carroll	62.1
2013	Christian Hicks	59.2



Chris Henderson led Lenoir-Rhyne in innings pitching from 2008-2010 and is fourth in program history in career innings.

2014	Jeremy Coburn	72.1
2015	Ivan Vieitez	58.1
2016	Austin Hancock	60.2
2017	Thomas St. Clair	87
2018	John Grigg	69.1
2019	Alex Shirazi	70.2
2020	Alex Shirazi	33.2
2021	Joshua Lanham	60
2022	Joshua Lanham	90