

Long Beach State Women's Basketball



2018-19 Record Book



2018-19 Women's Basketball Schedule



LONG BEACH STATE 2018-19 WOMEN'S BASKETBALL SCHEDULE

<u>Date</u>	<u>Day</u>	<u>Opponent</u>	<u>Site</u>	<u>Time</u>
Nov. 9	Fri.	Cal Baptist	Long Beach, Calif.	7 p.m.
Nov. 11	Sun.	USC	Long Beach, Calif.	2 p.m.
Nov. 16	Fri.	at Utah	Salt Lake City, Utah	6 p.m.
Nov. 18	Sun.	Nevada	Long Beach, Calif.	4 p.m.
<i>2018 Beach Classic</i>				
Nov. 23	Fri.	Boise State vs. Idaho	Long Beach, Calif.	5 p.m.
Nov. 23	Fri.	Northern Iowa	Long Beach, Calif.	7 p.m.
Nov. 24	Sat.	Northern Iowa vs. Boise State	Long Beach, Calif.	2 p.m.
Nov. 24	Sat.	Idaho	Long Beach, Calif.	4 p.m.
Nov. 30	Fri.	at Montana State	Bozeman, Mont.	6 p.m.
Dec. 2	Sun.	at Oregon	Eugene, Ore.	2 p.m.
Dec. 6	Thurs.	San Diego	Long Beach, Calif.	7 p.m.
Dec. 9	Sun.	Arizona	Long Beach, Calif.	1 p.m.
Dec. 14	Fri.	at Loyola Marymount	Los Angeles, Calif.	7 p.m.
Dec. 16	Sun.	Grand Canyon	Long Beach, Calif.	4 p.m.
Dec. 22	Sat.	at Utah State	Logan, Utah	2 p.m.
Dec. 29	Sat.	New Mexico	Long Beach, Calif.	2 p.m.
Jan. 10	Thurs.	* at UC Riverside	Riverside, Calif.	7 p.m.
Jan. 17	Thurs.	* Cal Poly	Long Beach, Calif.	7 p.m.
Jan. 19	Sat.	* at UC Santa Barbara	Santa Barbara, Calif.	4 p.m.
Jan. 24	Thurs.	* UC Riverside	Long Beach, Calif.	7 p.m.
Jan. 26	Sat.	* CSUN	Long Beach, Calif.	4 p.m.
Jan. 31	Thurs.	* at UC Davis	Davis, Calif.	6 p.m.
Feb. 2	Sat.	* at Cal State Fullerton	Fullerton, Calif.	6 p.m.
Feb. 6	Wed.	* at Cal Poly	San Luis Obispo, Calif.	7 p.m.
Feb. 9	Sat.	* Hawaii	Long Beach, Calif.	2 p.m.
Feb. 14	Thurs.	* UC Irvine	Long Beach, Calif.	7 p.m.
Feb. 16	Sat.	* at Hawaii	Honolulu, Hawai'i	7:30 p.m.
Feb. 21	Thurs.	* at CSUN	Northridge, Calif.	7 p.m.
Feb. 23	Sat.	* UC Santa Barbara	Long Beach, Calif.	4 p.m.
Feb. 28	Thurs.	* UC Davis	Long Beach, Calif.	7 p.m.
Mar. 7	Thurs.	* Cal State Fullerton	Long Beach, Calif.	7 p.m.
Mar. 9	Sat.	* at UC Irvine	Irvine, Calif.	2 p.m.
Mar. 12	Tues.	Big West Tournament First Round	Irvine, Calif.	TBA
Mar. 13	Wed.	Big West Tournament Quarterfinals	Irvine, Calif.	TBA
Mar. 15	Fri.	Big West Tournament Semifinals	Anaheim, Calif.	TBA
Mar. 16	Sat.	Big West Tournament Final	Anaheim, Calif.	TBA

* Big West Conference game
Home games in **bold**
All times Pacific

Long Beach State Quick Facts

General Information

Location Long Beach, Calif.
 Enrollment 36,288
 Founded 1949
 Nickname 49ers or Beach
 Colors Black & Gold
 Conference Big West
 Facility (Capacity) Walter Pyramid (4,200)
 President Dr. Jane Close Conoley
 Athletics Director Andy Fee
 Deputy Athletics Director/SWA Cindy Masner

Coaching Staff

Head Coach Jeff Cammon (Alcorn State, 2003), 2nd year
 Record at LBSU 8-23
 Career Record Same
 Assistant Coaches Bryan Camacho, 2nd year
 Kevin Adams, 2nd year
 Laura Dinkins, 2nd year
 Director of Operations Margeaux Guplian, 1st year
 Women's Basketball Office (562) 985-2210
 Athletic Trainer Ashley St. Clair, 2nd year

Team Information

2017-18 Record 8-23
 Home / Away / Neutral 4-10 / 4-10 / 0-3
 2017-18 Big West Record (Finish) 6-10 (T6th)
 2017 Postseason Big West Tournament First Round
 Letterwinners R/L 5/7
 Starters R/L 3/2
 Redshirts Returning 2
 Newcomers 7

Program History

Inaugural Season 1962-63
 All-Time Record 929-555 (.626) - 56 years
 NCAA Final Fours 2 (1987, 1988)
 NCAA Tournament Appearances 12
 Last NCAA Tournament Appearance 2017
 WNIT Appearances 4 (2000, 2013, 2015, 2016)

Athletic Communications

Assistant Athletics Director Roger Kirk
 Email Roger.Kirk@csulb.edu
 Office Phone (562) 985-7565
 Cell Phone (562) 505-0975
 Radio Play-by-Play Jay Holloway
 Official Website www.longbeachstate.com
 Official Twitter & Instagram @beachwbb
 Official Facebook facebook.com/LongBeachStateWBB

BEACH





2018-19 Long Beach State 49ers

No.	Name	Pos.	Ht.	Yr.	Exp.	Hometown	Last School
0	Ma'Qhi Berry	G	5-10	So.	1L	Irving, Texas	Ranchview HS
1	Cydnee Kinslow	F	6-2	Jr.	TR	Oakley, Calif.	Illinois
2	Bria Rice	G	5-8	So.	RS	Seattle, Wash.	Arizona
3	Sydney Bordonaro	G	5-7	Jr.	TR	Pittsburgh, Pa.	Pepperdine
10	Justina King	G	5-8	Fr.	HS	Scarborough, Canada	Ribet Academy
11	Martina McCowan	G	5-10	Sr.	3L	Portland, Ore	St. Mary's Academy
12	Jasmine Hardy	G	6-1	Fr.	HS	Santa Clarita, Calif.	Bishop Alemany HS
20	Chloe Gaynor	C	6-3	R-Fr.	RS	South Normanton, England	Barking Abbey
21	Shanaijah Davison	G	5-8	So.	1L	Woodland, Calif.	Pioneer HS
23	Lauren Green	G/F	6-2	Fr.	HS	Tucson, Ariz.	Cienega HS
25	Kianna Hamilton-Fisher	G	5-11	Fr.	HS	Woodland Hills, Calif.	El Camino Real Charter HS
32	Aaryon Green	F	6-1	Jr.	2L	Rialto, Calif.	Eisenhower HS
33	Miranda Martinez	F	6-2	Jr.	TR	Yorba Linda, Calif.	Long Beach City CC
42	Naomi Hunt	F	6-1	So.	1L	Fullerton, Calif.	Troy HS

Head Coach: Jeff Cammon (Alcorn State, '03), 2nd Year
Assistant Coach: Bryan Camacho (UCLA, '96) 2nd Year
Assistant Coach: Kevin Adams (Cal Baptist, '08), 2nd Year
Assistant Coach: Laura Dinkins (Northern Arizona, '08), 2nd Year
Director of Operations: Margeaux Gupilan (Buffalo, '14), 1st Year
Athletic Trainer: Ashley St. Clair

Pronunciation Guide

Ma'Qhi Berry	Ma-kye
Sydney Bordonaro	BOR-doh-NAIR-oh
Shanaijah Davison	Sha-NAY-zha
Aaryon Green	AIR-ee-ON
Kianna Hamilton-Fisher	key-ON-uh

2017-18 SEASON IN REVIEW

Cecily Wilson

2017-18 Honorable Mention All-Big West



2017-18 FINAL STATISTICS

OVERALL STATS

RECORD:	OVERALL	HOME	AWAY	NEUTRAL
ALL GAMES	8-23	4-10	4-10	0-3
CONFERENCE	6-10	4-4	2-6	0-0
NON-CONFERENCE	2-13	0-6	2-4	0-3

#	Player	gp-gs	min	avg	Total		3-Point		F-Throw		Rebounds				pf	dq	a	to	blk	stl	pts	avg
					fg-fga	fg%	3fg-fga	3fg%	ft-fga	ft%	off	def	tot	avg								
21	Davison, Shanaijah	29-21	786	27.1	147-420	.350	43-159	.270	63-95	.663	11	65	76	2.6	58	3	74	104	3	41	400	13.8
23	Wilson, Cecily	31-29	890	28.7	127-270	.470	21-64	.328	57-79	.722	54	131	185	6.0	88	1	51	71	13	69	332	10.7
54	Merriweather, Emma	31-19	650	21.0	111-224	.496	0-0	.000	44-112	.393	66	131	197	6.4	92	4	14	48	54	11	266	8.6
42	Hunt, Naomi	31-20	756	24.4	94-199	.472	48-109	.440	11-23	.478	25	81	106	3.4	94	1	26	40	10	30	247	8.0
00	Berry, Ma'Qhi	31-19	763	24.6	82-215	.381	7-31	.226	50-75	.667	33	67	100	3.2	52	1	107	95	7	37	221	7.1
01	Gertz, Jessica	31-24	915	29.5	67-247	.271	59-213	.277	13-15	.867	21	53	74	2.4	53	0	36	50	3	37	206	6.6
11	McCowan, Martina	28-14	727	26.0	52-184	.283	10-56	.179	38-57	.667	25	40	65	2.3	80	0	61	64	4	58	152	5.4
22	Brown, Sasha	5-0	54	10.8	3-13	.231	0-2	.000	5-8	.625	4	3	7	1.4	11	0	0	7	0	3	11	2.2
05	VanHouten, Mason	27-7	252	9.3	17-41	.415	15-32	.469	5-6	.833	7	17	24	0.9	18	0	5	7	0	7	54	2.0
44	Ta'afua, Darshana	12-1	84	7.0	7-21	.333	0-2	.000	3-5	.600	8	22	30	2.5	9	0	2	8	1	8	17	1.4
25	Henry, Alzena	18-1	130	7.2	11-23	.478	0-0	.000	3-13	.231	9	22	31	1.7	17	0	2	9	0	4	25	1.4
32	Green, Aaryon	24-0	218	9.1	11-21	.524	0-0	.000	10-14	.714	14	41	55	2.3	28	0	8	19	5	15	32	1.3
Team											54	71	125				4					
Total.....		31	6225		729-1878	.388	203-668	.304	302-502	.602	331	744	1075	34.7	600	10	386	526	100	320	1963	63.3
Opponents.....		31	6226		772-1874	.412	229-693	.330	442-619	.714	445	900	1345	43.4	466	3	461	578	87	288	2215	71.5

BIG WEST STATS

RECORD:	OVERALL	HOME	AWAY	NEUTRAL
ALL GAMES	6-10	4-4	2-6	0-0
CONFERENCE	6-10	4-4	2-6	0-0
NON-CONFERENCE	0-0	0-0	0-0	0-0

#	Player	gp-gs	min	avg	Total		3-Point		F-Throw		Rebounds				pf	dq	a	to	blk	stl	pts	avg
					fg-fga	fg%	3fg-fga	3fg%	ft-fga	ft%	off	def	tot	avg								
21	Davison, Shanaijah	14-10	404	28.9	85-215	.395	23-66	.348	30-43	.698	4	34	38	2.7	21	0	48	51	2	21	223	15.9
23	Wilson, Cecily	16-16	457	28.6	77-150	.513	13-30	.433	25-38	.658	26	61	87	5.4	41	0	23	36	5	30	192	12.0
42	Hunt, Naomi	16-11	461	28.8	67-121	.554	34-65	.523	8-19	.421	10	47	57	3.6	48	1	19	20	4	20	176	11.0
54	Merriweather, Emma	16-8	316	19.8	53-107	.495	0-0	.000	21-63	.333	32	80	112	7.0	53	4	7	15	28	6	127	7.9
00	Berry, Ma'Qhi	16-10	386	24.1	38-108	.352	1-8	.125	32-48	.667	19	37	56	3.5	27	1	56	46	4	16	109	6.8
01	Gertz, Jessica	16-14	499	31.2	34-127	.268	30-108	.278	6-7	.857	11	31	42	2.6	29	0	18	29	1	13	104	6.5
11	McCowan, Martina	16-7	409	25.6	26-99	.263	4-27	.148	25-34	.735	15	18	33	2.1	47	0	32	34	2	27	81	5.1
05	VanHouten, Mason	14-2	93	6.6	3-10	.300	3-8	.375	5-6	.833	1	6	7	0.5	5	0	1	2	0	4	14	1.0
25	Henry, Alzena	6-1	35	5.8	2-6	.333	0-0	.000	2-5	.400	1	5	6	1.0	6	0	2	3	0	1	6	1.0
44	Ta'afua, Darshana	11-1	74	6.7	4-16	.250	0-1	.000	2-4	.500	8	18	26	2.4	9	0	1	7	1	7	10	0.9
32	Green, Aaryon	12-0	91	7.6	3-6	.500	0-0	.000	4-4	1.000	2	21	23	1.9	10	0	2	7	2	7	10	0.8
Team											28	51	79				1					
Total.....		16	3225		392-965	.406	108-313	.345	160-271	.590	157	409	566	35.4	296	6	209	251	49	152	1052	65.8
Opponents.....		16	3226		395-998	.396	120-373	.322	219-308	.711	235	458	693	43.3	242	2	241	277	51	149	1129	70.6

2017-18 FINAL RESULTS

FINAL RESULTS

RECORD:	OVERALL	HOME	AWAY	NEUTRAL
ALL GAMES	8-23	4-10	4-10	0-3
CONFERENCE	6-10	4-4	2-6	0-0
NON-CONFERENCE	2-13	0-6	2-4	0-3

Date	Opponent	Score	Att.	High Points	High Rebounds
11/10/17	PEPPERDINE	71-83	L	739 (16)Berry, Ma'Qhi	(13)Merriweather, Emma
11/12/17	MONTANA STATE	51-62	L	623 (20)Davison, Shanaijah	(9)Merriweather, Emma
11/17/17	LOYOLA MARYMOUNT	69-84	L	594 (17)Hunt, Naomi	(8)Hunt, Naomi
11/20/17	at USC	60-75	L	790 (29)Davison, Shanaijah	(6)Merriweather, Emma (6)McCowan, Martina
11/22/17	at San Diego	40-74	L	301 (12)McCowan, Martina	(8)McCowan, Martina
11/28/17	at Arizona	W 80-72		1362 (20)Davison, Shanaijah	(8)Wilson, Cecily
12/01/17	vs Oral Roberts	58-64	L	238 (10)VanHouten, Mason	(6)Wilson, Cecily
12/02/17	at Montana	60-67	L	2455 (19)Davison, Shanaijah	(10)Wilson, Cecily
12/7/17	at Grand Canyon	W 65-63		739 (23)Merriweather, Emma	(13)Wilson, Cecily
12/17/17	TENNESSEE	61-90	L	1532 (19)Berry, Ma'Qhi	(7)Berry, Ma'Qhi
12/20/17	ILLINOIS STATE	51-59	L	712 (16)Davison, Shanaijah	(10)Wilson, Cecily
12/21/17	NEW MEXICO STATE	63-72	L	684 (23)Merriweather, Emma	(9)Wilson, Cecily
12/28/17	at NJIT	57-73	L	308 (12)Merriweather, Emma (12)Wilson, Cecily	(9)Henry, Alzena
12/29/17	vs VCU	59-69	L	210 (15)Gertz, Jessica	(6)Merriweather, Emma
1/4/18	*at UC Santa Barbara	44-51	L	603 (9)Wilson, Cecily	(10)Wilson, Cecily
1/6/18	*at UC Riverside	53-77	L	272 (20)Berry, Ma'Qhi	(5)Green, Aaryon
1/11/18	*at Cal State Fullerton	61-67	L	250 (16)Berry, Ma'Qhi	(9)Berry, Ma'Qhi
1/13/18	*at Hawaii	66-74	L	5719 (20)Davison, Shanaijah	(6)Merriweather, Emma
1/20/18	*UC SANTA BARBARA	74-90	L	724 (28)Hunt, Naomi	(5)Hunt, Naomi (5)Berry, Ma'Qhi
1/25/18	*CAL POLY	64-75	L	602 (18)Davison, Shanaijah	(6)Hunt, Naomi (6)Berry, Ma'Qhi (6)McCowan, Martina
2/1/18	*UC DAVIS	71-83	L	662 (16)Hunt, Naomi	(3)Merriweather, Emma (3)Wilson, Cecily (3)Gertz, Jessica
2/3/18	*UC IRVINE	81-100	L	1072 (21)Merriweather, Emma	(11)Merriweather, Emma
2/8/18	*at CSUN	W 59-51		402 (29)Davison, Shanaijah	(7)Gertz, Jessica
2/10/18	*at Cal Poly	61-70	L	628 (21)Hunt, Naomi	(8)Wilson, Cecily
02/15/18	*at UC Davis	49-79	L	1012 (17)Wilson, Cecily	(10)Merriweather, Emma
2/17/18	*CAL STATE FULLERTON	W 67-47		567 (24)Wilson, Cecily	(7)Wilson, Cecily
02/21/18	*at UC Irvine	W 80-73		365 (23)Davison, Shanaijah	(10)Wilson, Cecily (10)Merriweather, Emma
2/24/18	*HAWAII	Wot 85-80		1159 (22)Davison, Shanaijah	(7)Merriweather, Emma
3/1/18	*UC RIVERSIDE	W 70-58		706 (22)Davison, Shanaijah	(17)Merriweather, Emma
3/3/18	*CSUN	W 67-54		724 (17)Wilson, Cecily	(7)Hunt, Naomi
3/6/18	vs UC Riverside	66-79	L	427 (22)Wilson, Cecily	(6)Hunt, Naomi

* - Big West game

Attendance Summary	Games	Attend	Avg/Game
Home	14	11100	793
Away	14	15206	1086
Neutral	3	875	292
Total	31	27181	877

GAME-BY-GAME STATISTICS



2017-18 LBSU Women's Basketball Long Beach State Team Game-by-Game (as of Oct 10, 2018) All games



TEAM STATISTICS

Opponent	Date	Score		Total		3-Pointers		Free throws		Rebounds				pf	a	t/o	blk	stl	pts	avg
				fg-fga	pct	3fg-fga	pct	ft-fa	pct	off	def	tot	avg							
PEPPERDINE	11/10/17	71-83	L	21-59	.356	2-17	.118	27-34	.794	15	22	37	37.0	29	5	22	2	12	71	71.0
MONTANA STATE	11/12/17	51-62	L	20-62	.323	5-24	.208	6-10	.600	19	17	36	36.5	22	9	20	3	13	51	61.0
LOYOLA MARYMOUNT	11/17/17	69-84	L	27-64	.422	9-29	.310	6-8	.750	6	26	32	35.0	21	17	22	2	8	69	63.7
at USC	11/20/17	60-75	L	21-63	.333	7-31	.226	11-16	.688	7	24	31	34.0	18	7	14	2	9	60	62.8
at San Diego	11/22/17	40-74	L	17-64	.266	2-23	.087	4-6	.667	14	18	32	33.6	14	5	25	7	18	40	58.2
at Arizona	11/28/17	80-72	W	28-59	.475	10-24	.417	14-19	.737	8	28	36	34.0	15	20	14	2	9	80	61.8
vs Oral Roberts	12/01/17	58-64	L	23-65	.354	5-20	.250	7-11	.636	17	16	33	33.9	22	7	20	5	13	58	61.3
at Montana	12/02/17	60-67	L	22-57	.386	7-21	.333	9-18	.500	14	21	35	34.0	20	12	19	3	11	60	61.1
at Grand Canyon	12/7/17	65-63	W	25-54	.463	7-21	.333	8-15	.533	12	31	43	35.0	13	18	20	2	5	65	61.6
TENNESSEE	12/17/17	61-90	L	23-69	.333	11-30	.367	4-6	.667	8	22	30	34.5	17	13	12	3	6	61	61.5
ILLINOIS STATE	12/20/17	51-59	L	18-59	.305	7-31	.226	8-22	.364	11	25	36	34.6	24	8	13	6	12	51	60.5
NEW MEXICO STATE	12/21/17	63-72	L	23-64	.359	5-23	.217	12-19	.632	12	23	35	34.7	23	13	19	3	11	63	60.8
at NJIT	12/28/17	57-73	L	20-59	.339	4-19	.211	13-21	.619	13	23	36	34.8	30	14	18	3	17	57	60.5
vs VCU	12/29/17	59-69	L	23-54	.426	7-21	.333	6-12	.500	10	17	27	34.2	21	13	19	3	13	59	60.4
at UC Santa Barbara	1/4/18	44-51	L	17-56	.304	3-19	.158	7-18	.389	12	24	36	34.3	19	8	11	3	7	44	59.3
at UC Riverside	1/6/18	53-77	L	19-49	.388	2-14	.143	13-22	.591	5	19	24	33.7	20	4	22	3	13	53	58.9
at Cal State Fullerton	1/11/18	61-67	L	24-63	.381	4-19	.211	9-16	.563	11	25	36	33.8	25	11	18	4	8	61	59.0
at Hawaii	1/13/18	66-74	L	25-54	.463	3-13	.231	13-25	.520	8	17	25	33.3	26	11	11	3	10	66	59.4
UC SANTA BARBARA	1/20/18	74-90	L	26-52	.500	7-13	.538	15-20	.750	6	18	24	32.8	15	15	15	2	9	74	60.2
CAL POLY	1/25/18	64-75	L	26-57	.456	10-23	.435	2-6	.333	6	23	29	32.7	15	19	22	3	11	64	60.3
UC DAVIS	2/1/18	71-83	L	27-65	.415	8-19	.421	9-11	.818	4	15	19	32.0	18	15	10	2	16	71	60.9
UC IRVINE	2/3/18	81-100	L	33-75	.440	7-18	.389	8-15	.533	23	26	49	32.8	21	21	22	3	8	81	61.8
at CSUN	2/8/18	59-51	W	21-58	.362	7-20	.350	10-16	.625	8	24	32	32.7	14	9	10	2	18	59	61.7
at Cal Poly	2/10/18	61-70	L	20-57	.351	9-29	.310	12-18	.667	7	32	39	33.0	23	12	17	1	7	61	61.6
at UC Davis	02/15/18	49-79	L	18-57	.316	6-18	.333	7-16	.438	11	20	31	32.9	19	11	13	1	6	49	61.1
CAL STATE FULLERTON	2/17/18	67-47	W	23-65	.354	8-25	.320	13-16	.813	13	37	50	33.6	18	17	17	6	7	67	61.3
at UC Irvine	02/21/18	80-73	W	33-67	.493	8-16	.500	6-16	.375	14	37	51	34.2	14	16	29	5	9	80	62.0
HAWAII	2/24/18	85-80	Wot	30-66	.455	7-17	.412	18-26	.692	6	27	33	34.2	17	10	7	2	5	85	62.9
UC RIVERSIDE	3/1/18	70-58	W	24-65	.369	9-23	.391	13-24	.542	14	35	49	34.7	22	14	16	6	11	70	63.1
CSUN	3/3/18	67-54	W	26-59	.441	10-27	.370	5-6	.833	9	30	39	34.8	10	16	11	3	7	67	63.2
vs UC Riverside	3/6/18	66-79	L	26-61	.426	7-21	.333	7-14	.500	8	22	30	34.7	15	16	18	5	11	66	63.3
Long Beach State		1963		729-1878	.388	203-668	.304	302-502	.602	331	744	1075	34.7	600	386	526	100	320	1963	63.3
Opponents		2215		772-1874	.412	229-693	.330	442-619	.714	445	900	1345	43.4	466	461	578	87	288	2215	71.5

Games played: 31
Points/game: 63.3
FG Pct: 38.8
3FG Pct: 30.4
FT Pct: 60.2

Rebounds/game: 34.7
Assists/game: 12.5
Turnovers/game: 17.0
Assist/turnover ratio: 0.7
Steals/game: 10.3
Blocks/game: 3.2

POINTS-REBOUNDS ASSISTS



2017-18 LBSU Women's Basketball Long Beach State Points-Rebounds-Assists (as of Oct 10, 2018) All games



Opponent	Date	Score	00	01	05	11	21	22	23	
			BERRY,MA'Q	GERTZ,JESS	VANHOUTEN,	MCCOWAN,MA	DAVISON,SH	BROWN,SASH	WILSON,CEC	
PEPPERDINE	11/10/17	71-83	L	16-2-1	3-4-1	0-0-0	10-3-2	10-1-0	5-3-0	7-5-0
MONTANA STATE	11/12/17	51-62	L	5-6-5	2-3-1	0-0-0	3-0-0	20-3-1	2-2-0	11-8-1
LOYOLA MARYMOUNT	11/17/17	69-84	L	16-3-5	14-6-3	0-1-0	DNP	9-1-6	0-0-0	0-6-1
at USC	11/20/17	60-75	L	12-4-1	0-1-1	DNP	10-6-0	29-4-2	4-2-0	0-1-1
at San Diego	11/22/17	40-74	L	0-2-0	0-3-0	3-0-0	12-8-1	10-2-2	0-0-0	2-3-1
at Arizona	11/28/17	80-72	w	11-4-5	8-2-2	6-2-0	10-3-5	20-4-2	DNP	12-8-3
vs Oral Roberts	12/01/17	58-64	L	6-3-1	5-1-0	10-2-0	8-3-1	7-3-1	DNP	5-6-1
at Montana	12/02/17	60-67	L	6-1-1	6-0-2	6-6-0	2-2-2	19-5-2	DNP	13-10-5
at Grand Canyon	12/7/17	65-63	w	8-2-7	8-1-2	0-1-0	5-0-4	7-4-1	DNP	14-13-3
TENNESSEE	12/17/17	61-90	L	19-7-9	9-1-1	6-1-1	DNP	0-1-1	DNP	10-4-0
ILLINOIS STATE	12/20/17	51-59	L	7-0-2	14-2-1	0-1-0	DNP	16-6-2	DNP	4-10-2
NEW MEXICO STATE	12/21/17	63-72	L	2-3-2	6-1-1	0-1-0	0-3-3	4-2-1	DNP	20-9-5
at NJIT	12/28/17	57-73	L	2-3-3	6-3-1	6-1-2	6-2-4	2-0-2	DNP	12-5-1
vs VCU	12/29/17	59-69	L	2-3-3	15-1-1	3-1-1	3-0-6	13-0-0	DNP	8-5-2
at UC Santa Barbara	1/4/18	44-51	L	6-5-3	0-1-0	4-2-0	8-0-2	4-1-0	DNP	9-10-2
at UC Riverside	1/6/18	53-77	L	20-3-2	3-1-0	0-0-0	10-2-0	DNP	DNP	12-2-1
at Cal State Fullerton	1/11/18	61-67	L	16-9-8	5-1-0	5-1-0	9-6-1	DNP	DNP	7-4-1
at Hawaii	1/13/18	66-74	L	9-0-3	0-2-0	0-0-0	12-3-6	20-3-1	DNP	6-2-1
UC SANTA BARBARA	1/20/18	74-90	L	9-5-4	3-2-0	0-1-1	8-2-4	7-1-3	DNP	11-2-0
CAL POLY	1/25/18	64-75	L	5-6-7	17-2-0	0-0-0	6-6-4	18-1-4	DNP	8-1-2
UC DAVIS	2/1/18	71-83	L	11-2-2	11-3-3	2-0-0	2-0-1	14-1-6	DNP	9-3-0
UC IRVINE	2/3/18	81-100	L	2-5-3	6-1-4	0-0-0	0-0-1	11-5-6	DNP	19-10-4
at CSUN	2/8/18	59-51	w	3-2-2	9-7-0	0-0-0	2-1-1	29-3-4	DNP	8-6-1
at Cal Poly	2/10/18	61-70	L	13-4-5	6-5-0	0-0-0	2-1-2	9-2-4	DNP	9-8-0
at UC Davis	02/15/18	49-79	L	3-0-2	0-0-1	0-0-0	2-3-1	12-2-0	DNP	17-8-5
CAL STATE FULLERTON	2/17/18	67-47	w	2-5-5	8-6-4	3-2-0	0-1-1	16-4-2	DNP	24-7-1
at UC Irvine	02/21/18	80-73	w	0-2-1	6-3-3	DNP	5-1-3	23-6-4	DNP	18-10-1
HAWAII	2/24/18	85-80	w	3-1-2	3-0-2	0-1-0	10-1-1	22-2-2	DNP	17-6-1
UC RIVERSIDE	3/1/18	70-58	w	3-2-0	15-3-1	0-0-0	0-3-3	22-2-5	DNP	1-2-2
CSUN	3/3/18	67-54	w	4-5-7	12-5-0	DNP	5-3-1	16-5-7	DNP	17-6-1
vs UC Riverside	3/6/18	66-79	L	0-1-6	6-3-1	DNP	2-2-1	11-2-3	DNP	22-5-2

Opponent	Date	Score	25	32	42	44	54	
			HENRY,ALZE	GREEN,AARY	HUNT,NAOMI	TA'AFUA,DA	MERRIWEATH	
PEPPERDINE	11/10/17	71-83	L	2-0-0	DNP	7-3-0	DNP	11-13-1
MONTANA STATE	11/12/17	51-62	L	2-0-0	DNP	3-2-0	DNP	3-9-1
LOYOLA MARYMOUNT	11/17/17	69-84	L	0-1-0	0-0-0	17-8-2	DNP	13-5-0
at USC	11/20/17	60-75	L	DNP	DNP	3-2-0	DNP	2-6-2
at San Diego	11/22/17	40-74	L	0-0-0	0-4-0	6-3-1	DNP	7-3-0
at Arizona	11/28/17	80-72	w	DNP	2-3-2	1-5-1	DNP	10-2-0
vs Oral Roberts	12/01/17	58-64	L	0-0-0	9-5-2	5-1-1	DNP	3-5-0
at Montana	12/02/17	60-67	L	0-1-0	3-5-0	0-0-0	DNP	5-3-0
at Grand Canyon	12/7/17	65-63	w	0-1-0	0-1-0	0-3-0	DNP	23-12-1
TENNESSEE	12/17/17	61-90	L	2-5-0	0-4-0	13-2-1	DNP	2-3-0
ILLINOIS STATE	12/20/17	51-59	L	1-3-0	2-1-1	3-3-0	DNP	4-5-0
NEW MEXICO STATE	12/21/17	63-72	L	0-1-0	3-3-0	5-4-0	DNP	23-6-1
at NJIT	12/28/17	57-73	L	8-9-0	3-3-0	0-7-1	DNP	12-2-0
vs VCU	12/29/17	59-69	L	4-4-0	0-3-0	0-0-0	DNP	11-6-0
at UC Santa Barbara	1/4/18	44-51	L	3-1-1	0-0-0	3-3-0	DNP	7-9-0
at UC Riverside	1/6/18	53-77	L	0-1-0	0-5-1	2-3-0	DNP	6-4-0
at Cal State Fullerton	1/11/18	61-67	L	0-0-0	2-4-1	14-1-0	DNP	3-8-0
at Hawaii	1/13/18	66-74	L	DNP	2-2-0	5-1-0	DNP	12-6-0
UC SANTA BARBARA	1/20/18	74-90	L	DNP	0-1-0	28-5-0	2-1-1	6-2-2
CAL POLY	1/25/18	64-75	L	DNP	DNP	8-6-2	0-2-0	2-4-0
UC DAVIS	2/1/18	71-83	L	DNP	DNP	16-1-2	DNP	6-3-1
UC IRVINE	2/3/18	81-100	L	DNP	DNP	17-3-3	5-6-0	21-11-0
at CSUN	2/8/18	59-51	w	DNP	0-0-0	5-3-1	0-2-0	3-4-0
at Cal Poly	2/10/18	61-70	L	DNP	DNP	21-4-1	0-0-0	1-6-0
at UC Davis	02/15/18	49-79	L	1-0-1	0-0-0	8-4-1	0-2-0	6-10-0
CAL STATE FULLERTON	2/17/18	67-47	w	2-2-0	2-3-0	7-4-2	3-3-0	0-5-2
at UC Irvine	02/21/18	80-73	w	DNP	0-2-0	10-4-3	0-1-0	18-10-1
HAWAII	2/24/18	85-80	w	DNP	4-2-0	16-5-1	0-4-0	10-7-1
UC RIVERSIDE	3/1/18	70-58	w	0-2-0	0-4-0	9-3-3	0-5-0	20-17-0
CSUN	3/3/18	67-54	w	DNP	0-0-0	7-7-0	0-0-0	6-6-0
vs UC Riverside	3/6/18	66-79	L	DNP	0-0-1	8-6-0	7-4-1	10-5-1

2017-2018 Box Scores

San Diego 75, Long Beach State 40 November 22, 2017 - San Diego, Calif.



Official Basketball Box Score - Game Totals - Final Statistics
Long Beach State vs San Diego
11/22/17 6:05 p.m. at Jenny Craig Pavilion



Long Beach State 40 • 0-5

#	Player	Total			3-Ptr			Rebounds			PF	TP	A	TO	Blk	Stl	Min
		FG-FGA	FG-FGA	FT-FTA	FG-FGA	FG-FGA	FT-FTA	Off	Def	Tot							
42	Hunt, Naomi	f	3-8	0-3	0-0	0	3	3	4	6	1	3	3	1	25		
01	Gertz, Jessica	g	0-6	0-6	0-0	1	2	3	2	0	0	1	0	2	25		
11	McCowan, Martina	g	5-16	0-3	2-3	4	4	8	2	12	1	3	1	6	36		
21	Davison, Shanajah	g	4-15	1-8	1-2	0	2	2	1	10	2	5	0	3	27		
23	Wilson, Cecily	g	1-4	0-0	0-0	1	2	3	2	2	1	3	0	3	20		
00	Berry, Ma'Qhi	g	0-3	0-1	0-0	0	1	2	0	0	0	4	1	2	15		
05	VanHouten, Mason	g	1-1	1-1	0-0	0	0	0	0	3	0	0	0	0	15		
22	Brown, Sasha	g	0-2	0-1	0-0	0	0	0	2	0	0	0	0	0	5		
25	Henry, Alzena	g	0-0	0-0	0-0	0	0	0	0	0	0	0	0	0	4		
32	Green, Aaryon	g	0-1	0-0	0-0	2	2	4	0	0	0	2	0	1	9		
54	Merrweather, Emma	g	3-8	0-0	1-1	3	0	3	1	7	0	3	2	0	19		
Team						2	2	4			1						
Totals			17-64	2-23	4-6	14	18	32	14	40	5	25	7	18	200		

1st FG %:	4-13	30.8%	2nd:	5-13	38.5%	3rd:	2-17	11.8%	4th:	6-21	28.6%	Game:	17-64	26.6%	Deadball	
3FG %:	0-4	0.0%	1-4	25.0%	0-6	0.0%	1-9	11.1%	2-23	8.7%		2-23	8.7%		Rebounds	0
FT %:	0-0	0.0%	0-0	0.0%	2-3	66.7%	2-3	66.7%	4-6	66.7%		4-6	66.7%			

San Diego 74 • 4-1

#	Player	Total			3-Ptr			Rebounds			PF	TP	A	TO	Blk	Stl	Min
		FG-FGA	FG-FGA	FT-FTA	FG-FGA	FG-FGA	FT-FTA	Off	Def	Tot							
22	HOOD, Maya	f	5-12	0-0	2-2	5	5	10	1	12	2	2	0	3	26		
24	BUHR, Caroline	f	2-5	0-0	2-2	2	5	7	0	6	1	1	1	3	18		
44	WILLIAMS, Sydney	g	8-13	0-0	2-2	1	4	5	1	18	1	1	0	0	30		
05	WARD-EL, Aubrey	g	2-12	1-5	2-2	1	5	6	2	7	5	4	1	3	34		
12	HAGEN, Alexandra	g	2-4	0-0	1-2	3	1	4	0	5	0	3	0	2	18		
04	RAMOS, Ana	g	0-2	0-2	0-0	0	2	2	0	1	1	1	0	0	12		
10	PACE, Myah	g	2-3	0-0	0-2	1	1	2	1	4	3	5	0	3	14		
11	POLLOCK, Madison	g	0-1	0-0	2-2	1	2	3	1	0	2	2	0	1	11		
21	SHEPARD, Sydney	g	3-3	2-2	0-0	0	1	1	1	8	3	2	0	0	8		
30	BIRD, Kendall	g	1-2	0-0	0-0	2	1	3	1	2	0	0	0	0	4		
32	HUNTER, Sydney	g	1-2	0-0	0-0	0	0	0	1	2	0	0	0	1	3		
34	BROSSMANN, Patricia	g	1-2	0-0	0-0	1	1	2	0	2	0	0	1	1	13		
40	KISSINGER, Jamie	g	2-3	1-2	0-0	0	0	0	1	5	0	0	0	1	5		
55	YOUNG, Alexandria	g	0-0	0-0	1-2	0	1	1	0	1	0	2	0	1	4		
Team						2	6	8			1						
Totals			29-64	4-11	12-16	19	35	54	11	74	17	25	2	19	200		

1st FG %:	3-16	18.8%	2nd:	4-14	28.6%	3rd:	10-18	55.6%	4th:	12-16	75.0%	Game:	29-64	45.3%	Deadball	
3FG %:	1-3	33.3%	1-4	25.0%	0-0	0.0%	3-4	75.0%	0-4	0.0%	1-1	100.0%	4-6	66.7%		Rebounds
FT %:	6-6	100.0%	3-4	75.0%	2-2	100.0%	1-4	25.0%	12-16	75.0%		12-16	75.0%		2	

Officials: Kyle Bacon, Cheryl Blue, Zipporah Chase
Technical fouls: Long Beach State-None. San Diego-None.
Attendance: 301

Score by periods	1st	2nd	3rd	4th	Total
Long Beach State	8	11	6	15	40
San Diego	13	11	22	28	74

Last FG - LBSU 4th-02:13, USD 4th-00:03.
Largest lead - LBSU by 1 1st-07:17, USD by 34 4th-00:03.
LBSU led for 01:32, USD led for 37:34. Game was tied for 00:54.

Score tied - 1 time.
Lead changed - 2 times.



Long Beach State 80, Arizona 72 November 28, 2017 - Tucson, Ariz.

Official Basketball Box Score - Game Totals - Final Statistics
Long Beach State vs Arizona
11/28/17 7 p.m. at Tucson, Ariz. - McKale Center



Long Beach State 80 • 1-5

#	Player	Total			3-Ptr			Rebounds			PF	TP	A	TO	Blk	Stl	Min
		FG-FGA	FG-FGA	FT-FTA	FG-FGA	FG-FGA	FT-FTA	Off	Def	Tot							
42	Hunt, Naomi	f	0-3	0-1	1-2	2	3	5	4	1	1	0	0	0	1	21	
05	VanHouten, Mason	g	2-5	2-4	0-0	0	2	2	0	6	0	0	0	0	14		
11	McCowan, Martina	g	3-8	1-3	3-4	1	2	3	1	10	5	2	0	4	33		
21	Davison, Shanajah	g	7-17	3-8	3-3	1	3	4	2	20	2	2	1	2	28		
23	Wilson, Cecily	g	3-6	1-1	5-6	2	6	8	3	12	3	3	0	0	27		
00	Berry, Ma'Qhi	g	4-5	1-2	2-2	0	4	4	2	11	5	5	0	0	27		
01	Gertz, Jessica	g	3-6	2-5	0-0	1	1	2	0	8	2	1	0	1	20		
32	Green, Aaryon	g	1-1	0-0	0-2	0	3	3	1	2	2	0	0	1	16		
54	Merrweather, Emma	g	5-8	0-0	0-0	0	2	2	1	10	0	0	1	0	14		
Team						1	2	3			1						
Totals			28-59	10-24	14-19	8	28	36	15	80	20	14	2	9	200		

1st FG %:	6-14	42.9%	2nd:	10-19	52.6%	3rd:	7-17	41.2%	4th:	5-9	55.6%	Game:	28-59	47.5%	Deadball	
3FG %:	4-8	50.0%	1-5	20.0%	2-7	28.6%	3-4	75.0%	7-12	58.3%		10-24	41.7%		Rebounds	3,2
FT %:	4-4	100.0%	3-3	100.0%	0-0	0.0%	7-12	58.3%	14-19	73.7%		14-19	73.7%			

Arizona 72 • 2-4

#	Player	Total			3-Ptr			Rebounds			PF	TP	A	TO	Blk	Stl	Min
		FG-FGA	FG-FGA	FT-FTA	FG-FGA	FG-FGA	FT-FTA	Off	Def	Tot							
11	Wright, Kat	f	3-9	2-7	1-1	0	5	5	2	9	0	2	0	0	32		
14	Thomas, Sam	f	3-11	0-5	0-0	4	7	11	4	6	1	0	1	3	35		
21	Graham, Destiny	f	0-5	0-0	3-4	3	3	6	1	3	0	2	0	0	26		
33	Bennett, JaLea	f	9-15	2-4	4-8	2	2	4	4	24	2	6	0	3	32		
04	Alonso, Lucia	g	5-9	1-3	0-0	0	3	3	1	11	5	3	0	4	34		
05	Fatkin, Sammy	g	0-1	0-1	0-0	0	0	0	0	2	0	1	1	0	8		
13	Kyles, Marlee	g	6-15	3-8	4-6	0	3	3	3	19	5	2	0	0	33		
Team						3	2	5									
Totals			26-65	8-28	12-19	12	25	37	17	72	14	16	1	11	200		

1st FG %:	3-13	23.1%	2nd:	6-15	40.0%	3rd:	6-16	37.5%	4th:	11-21	52.4%	Game:	26-65	40.0%	Deadball	
3FG %:	1-6	16.7%	0-4	0.0%	4-8	50.0%	3-10	30.0%	1-3	33.3%		8-28	28.6%		Rebounds	4
FT %:	3-4	75.0%	4-5	80.0%	4-7	57.1%	1-3	33.3%	12-19	63.2%		12-19	63.2%			

Officials: Anita Ortega, Darren Krzesnik, Marc Merritt
Technical fouls: Long Beach State-None. Arizona-None.
Attendance: 1362

Score by periods	1st	2nd	3rd	4th	Total
Long Beach State	20	24	16	20	80
Arizona	10	16	20	26	72

Points	In	Off	2nd	Fast	Bench
LBSU	28	18	9	8	31
ARIZ	30	17	6	18	19

Last FG - LBSU 4th-01:15, ARIZ 4th-00:24.
Largest lead - LBSU by 20 3rd-07:26, ARIZ None.
LBSU led for 36:56, ARIZ led for 00:00. Game was tied for 03:04.

Score tied - 1 time.
Lead changed - 0 times.

Oral Roberts 64, Long Beach State 59 December 1, 2017 - Missoula, Mont.



Official Basketball Box Score - Game Totals - Final Statistics
Oral Roberts vs Long Beach State
12/01/17 5:00 pm at Missoula, Mont. (Dahlberg Arena)



Oral Roberts 64 • 4-3

#	Player	Total			3-Ptr			Rebounds			PF	TP	A	TO	Blk	Stl	Min
		FG-FGA	FG-FGA	FT-FTA	FG-FGA	FG-FGA	FT-FTA	Off	Def	Tot							
15	Ihim, Faith	f	3-5	0-0	1-2	2	6	8	2	7	3	7	0	1	32		
44	Martianez, Maria	f	3-7	0-0	2-2	3	9	12	1	8	2	2	1	1	31		
10	Mayberry, Maya	g	4-9	2-5	0-0	0	1	1	1	10	2	3	0	0	32		
20	Gilbert, Jordan	g	4-6	1-2	0-0	0	3	3	4	9	2	2	0	2	28		
32	Garvie, Sarah	g	4-8	1-4	0-0	0	2	2	0</								

2017-2018 Box Scores

Long Beach State 65, Grand Canyon 63 December 7, 2017 - Phoenix, Ariz.



Official Basketball Box Score -- Game Totals -- Final Statistics
Long Beach State vs Grand Canyon
12/7/17 7:07 PM at Phoenix, AZ



Long Beach State 65 • 2-7

##	Player	Total			3-Ptr			Rebounds			PF	TP	A	T	Blk	Stl	Min
		FG-FGA	FG-FGA	FT-FTA	FG-FGA	FG-FGA	FT-FTA	Off	Def	Tot							
05	VanHouten, Mason	0-1	0-1	0-0	0	1	1	1	0	0	1	0	1	0	0	16	
21	Davison, Shanajah	2-8	2-6	1-2	0	4	4	1	7	1	6	0	2	2	24		
23	Wilson, Cecily	6-13	1-3	1-2	1	12	13	3	14	3	3	0	0	33			
54	Merrriweather, Emma	9-13	0-0	5-9	4	8	12	0	23	1	5	2	0	31			
00	Berry, Ma'Qhi	3-3	1-1	1-2	1	1	2	2	8	7	4	0	2	30			
01	Gertz, Jessica	3-8	2-6	0-0	1	0	1	1	8	2	0	0	0	28			
11	McCowan, Martina	2-6	1-3	0-0	0	0	0	1	5	4	0	0	1	21			
25	Henry, Alzena	0-0	0-0	0-0	0	1	1	0	0	1	0	0	0	2			
32	Green, Aaryon	0-1	0-0	0-0	1	0	1	2	0	0	0	0	0	4			
42	Hunt, Naomi	0-1	0-1	0-0	1	2	3	2	0	0	0	0	0	11			
Team					3	2	5										
Totals		25-54	7-21	8-15	12	31	43	13	65	18	20	2	5	200			

1st - FG %: 4-13 30.8% 2nd: 7-14 50.0% 3rd: 8-14 57.1% 4th: 6-13 46.2% Game: 25-54 46.3% Deadball
3FG %: 2-3 66.7% 3-9 33.3% 1-3 33.3% 1-6 16.7% 7-21 33.3% Rebounds
FT %: 1-2 50.0% 1-2 50.0% 2-5 40.0% 4-6 66.7% 8-15 53.3%

Grand Canyon 63 • 2-7

##	Player	Total			3-Ptr			Rebounds			PF	TP	A	T	Blk	Stl	Min
		FG-FGA	FG-FGA	FT-FTA	FG-FGA	FG-FGA	FT-FTA	Off	Def	Tot							
50	Williams, Myra	0-1	0-0	0-0	2	4	6	3	0	1	2	0	0	25			
02	Touchard, August	2-13	2-11	0-0	0	1	1	3	6	3	3	0	3	40			
03	Jackson, Jordan	7-15	4-9	3-4	1	2	3	0	21	0	0	0	1	36			
20	Murphy, Vanessa	1-3	0-2	2-3	3	1	4	0	4	0	0	0	0	12			
23	Mobley, Brie	8-20	0-0	1-2	4	7	11	2	17	7	3	0	2	37			
05	Gajewski, Jessica	5-11	3-7	0-0	0	2	2	2	13	2	1	1	1	36			
10	Hailey, Camille	0-1	0-0	0-0	0	2	2	0	0	1	2	0	0	7			
42	Lee, Katelyn	1-1	0-0	0-0	0	0	0	2	2	0	0	0	0	7			
Team					1	2	3										
Totals		24-65	9-29	6-9	11	21	32	12	63	14	11	1	7	200			

1st - FG %: 6-19 31.6% 2nd: 6-16 37.5% 3rd: 6-15 40.0% 4th: 6-15 40.0% Game: 24-65 36.9% Deadball
3FG %: 3-10 30.0% 1-5 20.0% 3-8 37.5% 2-4 50.0% Rebounds
FT %: 2-2 100.0% 1-1 100.0% 1-2 50.0% 2-4 50.0%

Officials: Lisa Jones, Alecia Murray, Cheryl Blue
Technical fouls: Long Beach State-None. Grand Canyon-None.
Attendance: 739

Score by periods	1st	2nd	3rd	4th	Total	In	Off	2nd	Fast	Bench
Long Beach State	11	18	19	17	65	Points	Paint	T/O	Chance	Break
Grand Canyon	17	14	16	16	63	LBSU	32	9	4	21
						GCU	14	18	5	15

Last FG - LBSU 4th-01:05, GCU 4th-00:18.
Largest lead - LBSU by 6 3rd-02:37, GCU by 6 1st-00:03.
LBSU led for 19:41, GCU led for 14:38. Game was tied for 05:41.
Score tied - 7 times. Lead changed - 12 times.

#7 Tennessee 90, Long Beach State 61 December 17, 2017 - Long Beach, Calif.



Official Basketball Box Score -- Game Totals -- Final Statistics
Tennessee vs Long Beach State
12/17/17 2 p.m. at Walter Pyramid (Long Beach, Calif.)



Tennessee 90 • 11-0

##	Player	Total			3-Ptr			Rebounds			PF	TP	A	T	Blk	Stl	Min
		FG-FGA	FG-FGA	FT-FTA	FG-FGA	FG-FGA	FT-FTA	Off	Def	Tot							
00	Davis, Renna	2-7	2-3	1-2	5	5	10	1	7	2	2	0	0	22			
31	Nared, Jaime	4-11	0-4	3-4	3	8	11	0	11	4	1	0	2	25			
21	Russell, Mercedes	5-9	0-0	4-6	4	6	10	0	14	1	3	2	3	28			
02	Westbrook, Evina	4-11	3-7	3-4	0	3	3	3	14	7	5	0	2	30			
10	Jackson, Meme	5-10	5-9	0-0	1	6	7	0	15	4	1	0	0	22			
01	Hayes, Anastasia	6-10	0-2	3-4	2	4	6	1	15	4	5	0	1	24			
05	Harris, Kamera	0-1	0-0	0-0	0	1	1	0	0	0	0	0	0	4			
11	Kushkittah, Kasiyahna	0-0	0-0	0-0	0	0	0	0	0	0	0	0	0	9			
13	Dunbar, Kortney	2-5	2-4	0-0	2	1	3	0	6	0	0	0	0	21			
15	Green, Cheridene	3-6	0-0	2-3	4	2	7	1	8	0	0	0	1	15			
Team					2	2	4										
Totals		31-70	12-29	16-23	23	39	62	6	90	22	17	2	9	200			

1st - FG %: 9-19 47.4% 2nd: 8-19 42.1% 3rd: 7-20 35.0% 4th: 7-12 58.3% Game: 31-70 44.3% Deadball
3FG %: 6-11 54.5% 2-3 66.7% 2-1 18.2% 2-4 50.0% Rebounds
FT %: 3-4 75.0% 4-5 80.0% 5-8 62.5% 4-6 66.7%

Long Beach State 61 • 2-9

##	Player	Total			3-Ptr			Rebounds			PF	TP	A	T	Blk	Stl	Min
		FG-FGA	FG-FGA	FT-FTA	FG-FGA	FG-FGA	FT-FTA	Off	Def	Tot							
54	Merrriweather, Emma	1-4	0-0	0-0	0	1	3	4	2	0	0	2	0	18			
01	Gertz, Jessica	3-10	3-8	0-0	0	1	1	1	9	1	1	0	3	33			
21	Davison, Shanajah	0-12	0-6	0-0	0	1	1	1	0	1	3	0	0	25			
23	Wilson, Cecily	4-9	2-3	0-0	1	3	4	3	10	0	1	1	26				
00	Berry, Ma'Qhi	7-17	1-3	4-6	2	5	7	1	19	9	5	0	1	40			
05	VanHouten, Mason	2-4	2-4	0-0	1	0	1	0	6	1	0	0	0	7			
25	Henry, Alzena	1-4	0-0	0-0	2	3	5	2	2	0	0	0	0	20			
32	Green, Aaryon	0-0	0-0	0-0	1	3	4	1	0	1	0	1	1	12			
42	Hunt, Naomi	5-9	3-6	0-0	0	2	2	4	13	1	0	0	0	19			
Team					1	2	2										
Totals		23-69	11-30	4-6	8	22	30	17	61	13	12	3	6	200			

1st - FG %: 7-20 35.0% 2nd: 6-18 33.3% 3rd: 5-15 33.3% 4th: 5-16 31.3% Game: 23-69 33.3% Deadball
3FG %: 6-11 54.5% 4-9 44.4% 0-0 0.0% 4-6 66.7% Rebounds
FT %: 0-0 0.0% 0-0 0.0%

Officials: Charles Gonzalez, Kyle Bacon, Kent Johnson
Technical fouls: Tennessee-None. Long Beach State-None.
Attendance: 1532

Score by periods	1st	2nd	3rd	4th	Total	In	Off	2nd	Fast	Bench
Tennessee	27	22	21	20	90	Points	Paint	T/O	Chance	Break
Long Beach State	16	16	12	17	61	UT	32	14	16	18
						LBSU	22	22	8	0

Last FG - UT 4th-02:08, LBSU 4th-01:14.
Largest lead - UT by 30 4th-06:48, LBSU by 2 1st-09:38.
UT led for 39:03, LBSU led for 00:33. Game was tied for 02:22.
Score tied - 0 times. Lead changed - 3 times.

Illinois State 59, Long Beach State 51 November 17, 2017 - Long Beach, Calif.



Official Basketball Box Score -- Game Totals -- Final Statistics
Illinois State vs Long Beach State
12/20/17 3 p.m. at Walter Pyramid (Long Beach, Calif.)



Illinois State 59 • 5-5

##	Player	Total			3-Ptr			Rebounds			PF	TP	A	T	Blk	Stl	Min
		FG-FGA	FG-FGA	FT-FTA	FG-FGA	FG-FGA	FT-FTA	Off	Def	Tot							
24	Talbot, Meqan	0-5	0-0	0-0	0	4	4	1	0	1	0	1	0	17			
25	Green, Hannah	7-17	3-8	2-2	1	5	6	3	19	1	3	0	1	34			
13	Beck, Katrina	5-10	1-1	3-4	0	6	6	3	14	3	5	0	2	40			
14	Paige Saylor	9-14	0-1	2-2	0	5	5	4	4	1	3	0	0	39			
23	Livingston, Viria	1-6	0-1	2-6	3	8	11	4	4	2	1	0	0	38			
12	Stevens, Millie	0-0	0-0	0-0	0	0	0	0	0	0	0	0	0	0+3			
15	Corrigan, Frannie	0-1	0-1	0-0	0	0	0	0	0	0	1	0	0	3			
32	Simone Goods	6-9	0-0	6-6	3	8	11	2	18	2	2	0	0	29			
Team					2	2	4										
Totals		20-52	4-12	15-20	9	38	47	17	59	9	18	0	3	200			

1st - FG %: 2-16 12.5% 2nd: 7-14 50.0% 3rd: 4-9 44.4% 4th: 7-13 53.8% Game: 20-52 38.5% Deadball
3FG %: 0-2 0.0% 2-4 50.0% 0-2 0.0% 2-4 50.0% Rebounds
FT %: 3-4 75.0% 0-2 0.0% 2-2 100.0% 10-12 83.3%

Long Beach State 51 • 2-9

##	Player	Total			3-Ptr			Rebounds			PF	TP	A	T	Blk	Stl	Min
		FG-FGA	FG-FGA	FT-FTA	FG-FGA	FG-FGA	FT-FTA	Off	Def	Tot							
54	Merrriweather, Emma	2-6	0-0	0-6	2	3	5	3	4	0	1	4	0	15			
01	Gertz, Jessica	4-15	4-14	2-2	1	1	2	3	14	1	1	0	4	35			
21	Davison, Shanajah	5-13	2-8	4-8	0	6	6	3	16	2	4	0	1	34			
23	Wilson, Cecily	2-7	0-4	0-1	2	8	10	4	4	2	2	0	3	28			
00	Berry, Ma'Qhi	3-9	0-1	1-1	0	0	0	3	7	2	2	1	3	37			
05	VanHouten, Mason	0-0	0-0	0-0	0	1	1	3	0	0	0	0	0	7			
25	Henry, Alzena																

2017-2018 Box Scores

NJIT 73, Long Beach State 57 December 28, 2017- Newark, N.J.



Official Basketball Box Score -- Game Totals -- Final Statistics
Long Beach State vs NJIT
12/28/17 5pm at Newark, NJ - Wellness and Events Center



Long Beach State 57 • 2-11

#	Player	Total			3-Ptr			Rebounds			PF	TP	A	T	B	Stl	Min
		FG-FGA	FG-FGA	FT-FTA	Off	Def	Tot	Off	Def	Tot							
54	Merrriweather, Emma	6-15	0-0	0-0	1	1	2	3	12	0	0	0	0	0	0	21	
01	Gertz, Jessica	2-7	2-7	0-0	1	2	3	3	6	1	3	1	2	28			
21	Davison, Shanajiah	0-5	0-2	2-2	0	0	0	2	2	2	2	0	1	19			
23	Wilson, Cecily	2-6	0-0	8-10	3	2	5	5	12	1	4	1	5	32			
00	Berry, Ma'Qhi	1-4	0-3	0-0	0	3	3	2	2	0	3	2	0	20			
05	VanHouten, Mason	2-3	2-3	0-0	0	1	1	2	6	2	3	0	1	16			
11	McCowan, Martina	2-8	0-3	2-4	1	1	2	4	6	2	2	0	5	29			
25	Henry, Alzena	4-6	0-0	0-4	3	6	9	2	8	0	1	0	1	14			
32	Green, Aaryon	1-3	0-0	1-1	2	1	3	1	3	0	0	1	2	8			
42	Hunt, Naomi	0-2	0-1	0-0	2	5	7	3	0	1	1	0	0	13			
Team					0	1	1										
Totals		20-59	4-19	13-21	13	23	36	30	57	14	18	3	17	200			

1st - FG %:	4-15	26.7%	2nd: 5-17	29.4%	3rd: 3-11	27.3%	4th: 8-16	50.0%	Game: 20-59	33.9%	Deadball	
3FG %:	1-8	12.5%	0-3	0.0%	0-3	0.0%	3-5	60.0%	4-19	21.1%	Rebounds	
FT %:	2-2	100.0%	1-2	50.0%	7-10	70.0%	3-7	42.9%	13-21	61.9%	6	

NJIT 73 • 2-11

#	Player	Total			3-Ptr			Rebounds			PF	TP	A	T	B	Stl	Min
		FG-FGA	FG-FGA	FT-FTA	Off	Def	Tot	Off	Def	Tot							
10	LIBBY, Jillian	0-0	0-0	0-2	3	4	7	1	0	0	1	0	0	2	25		
14	TRUEHEART, Amari	3-5	0-1	0-0	0	2	2	3	6	0	1	0	2	15			
20	TUNSTALL, Danielle	0-5	0-0	0-0	2	1	3	1	0	0	2	0	1	18			
22	TORRES, Tatianna	6-12	0-1	1-4	1	4	5	2	13	5	7	1	1	38			
44	STOLL, Elynn	4-11	4-10	2-2	0	1	1	14	2	2	1	0	25				
00	MORGAN, Amber	2-4	0-1	1-2	1	1	2	2	5	3	2	0	1	23			
11	IRELAND, Jordan	0-0	0-0	0-0	0	0	0	0	0	0	0	0	1				
12	LEWIS, Taj	2-4	0-0	0-3	3	0	3	2	4	0	1	0	2	15			
13	GUARINO, Kelly	5-10	4-8	1-1	2	1	3	2	15	0	4	0	0	17			
25	ALLEN, Dez	4-8	0-2	8-11	2	6	8	4	16	1	1	0	1	23			
Team					3	5	8										
Totals		26-59	8-23	13-25	17	25	42	18	73	11	21	2	10	200			

1st - FG %:	6-19	31.6%	2nd: 4-9	44.4%	3rd: 9-16	56.3%	4th: 7-15	46.7%	Game: 26-59	44.1%	Deadball	
3FG %:	1-7	14.3%	0-3	0.0%	4-9	44.4%	3-4	75.0%	8-23	34.8%	Rebounds	
FT %:	1-3	33.3%	4-6	66.7%	2-4	50.0%	6-12	50.0%	13-25	52.0%	5,3	

Officials: An-Jamilah Gregory, Chad Tucker, Kevin Self

Technical fouls: Long Beach State-None. NJIT-None.

Attendance: 308

2017 NJIT Women's Basketball Holiday Tournament

Score by periods	1st	2nd	3rd	4th	Total
Long Beach State	11	11	13	22	57
NJIT	14	12	24	23	73

Points	In	Off	2nd	Fast
LSBU	22	16	18	25
NJIT	26	13	18	40

Score tied - 4 times.

Last FG - LBSU 4th-00:32, NJIT 4th-00:10.
Largest lead - LBSU by 1 1st-02:24, NJIT by 26 4th-06:24.
LBSU led for 01:39, NJIT led for 35:33. Game was tied for 02:46.

VCU 69, Long Beach State 59 December 29, 2017 - Newark, N.J.



Official Basketball Box Score -- Game Totals -- Final Statistics
Long Beach State vs VCU
12/29/17 3pm at Newark, NJ - Wellness and Events Center



Long Beach State 59 • 2-12

#	Player	Total			3-Ptr			Rebounds			PF	TP	A	T	B	Stl	Min
		FG-FGA	FG-FGA	FT-FTA	Off	Def	Tot	Off	Def	Tot							
42	Hunt, Naomi	0-0	0-0	0-0	0	0	0	0	0	0	3	0	0	0	1	3	
05	VanHouten, Mason	1-2	1-2	0-0	0	1	1	1	3	1	0	0	0	0	0	17	
11	McCowan, Martina	1-6	1-2	0-0	0	0	0	2	3	6	3	0	3	36			
21	Davison, Shanajiah	6-16	0-6	1-2	0	0	0	4	13	0	4	0	1	26			
23	Wilson, Cecily	3-5	0-2	2-2	2	3	5	4	8	2	4	2	1	37			
00	Berry, Ma'Qhi	1-7	0-1	0-0	1	2	3	0	2	3	3	0	0	13			
01	Gertz, Jessica	5-9	5-8	0-0	0	1	1	2	15	1	1	0	4	25			
25	Henry, Alzena	2-2	0-0	0-0	1	3	4	1	4	0	0	0	2	10			
32	Green, Aaryon	0-1	0-0	0-0	1	2	3	2	0	2	0	0	0	7			
54	Merrriweather, Emma	4-6	0-0	3-8	3	3	6	2	11	0	2	1	1	26			
Team					2	2	4										
Totals		23-54	7-21	6-12	10	17	27	21	59	13	19	3	13	200			

1st - FG %:	5-9	55.6%	2nd: 8-15	53.3%	3rd: 5-15	33.3%	4th: 5-15	33.3%	Game: 23-54	42.6%	Deadball	
3FG %:	0-1	0.0%	3-7	42.9%	4-8	50.0%	0-0	0.0%	7-21	33.3%	Rebounds	
FT %:	6-9	66.7%	0-1	0.0%	0-2	0.0%	0-0	0.0%	6-12	50.0%	2	

VCU 69 • 3-9

#	Player	Total			3-Ptr			Rebounds			PF	TP	A	T	B	Stl	Min
		FG-FGA	FG-FGA	FT-FTA	Off	Def	Tot	Off	Def	Tot							
23	SKINNER, Sandra	2-5	0-0	0-0	3	1	4	1	4	1	1	0	1	22			
32	GIBSON, Bria	2-5	0-0	6-6	4	4	8	2	10	0	4	0	0	20			
01	ROBINSON, Jaiya	2-5	0-2	1-2	0	1	1	1	5	2	1	0	0	18			
20	MADDOX, Jaiyln	4-9	2-5	0-0	1	1	2	1	10	1	3	0	0	29			
24	REED, Tera	7-16	1-4	3-5	3	6	9	2	18	3	4	0	1	37			
21	SPARKS, Delphynia	0-2	0-1	0-0	0	0	0	1	0	0	2	0	0	6			
22	ARCHIE, Sydney	0-0	0-0	0-0	0	0	0	0	0	0	1	0	1	6			
30	HAMMOND, Danielle	0-3	0-0	1-2	4	5	9	3	1	0	1	1	3	18			
34	WILLIAMS, Nyra	2-4	0-0	4-8	2	4	6	3	8	5	3	1	2	28			
42	JOHNSON, Niya	4-9	3-7	2-2	0	1	1	0	13	1	0	0	0	16			
Team					5	1	6										
Totals		23-58	6-19	17-25	22	24	46	14	69	13	20	2	8	200			

1st - FG %:	4-15	26.7%	2nd: 7-13	53.8%	3rd: 4-13	30.8%	4th: 8-17	47.1%	Game: 23-58	39.7%	Deadball	
3FG %:	0-4	0.0%	2-4	50.0%	1-6	16.7%	3-5	60.0%	6-19	31.6%	Rebounds	
FT %:	2-4	50.0%	1-2	50.0%	8-12	66.7%	6-7	85.7%	17-25	68.0%	4,1	

Officials: Stephanie Barksdale, Calvin Garth, Dave Pitock

Technical fouls: Long Beach State-None. VCU-None.

Attendance: 210

Score by periods	1st	2nd	3rd	4th	Total
Long Beach State	16	19	14	10	59
VCU	10	17	17	25	69

Points	In	Off	2nd	Fast
LSBU	28	19	13	32
VCU	20	24	21	42

Last FG - LBSU 4th-00:24, VCU 4th-01:37.
Largest lead - LBSU by 13 2nd-00:43, VCU by 10 4th-00:14.
LBSU led for 25:40, VCU led for 12:58. Game was tied for 00:45.

Score tied - 1 time.
Lead changed - 4 times.

UC Santa Barbara 51, Long Beach State 44 January 4, 2018 - Santa Barbara, Calif.



Official Basketball Box Score -- Game Totals -- Final Statistics
Long Beach State vs UC Santa Barbara
1/4/18 7:00 PM at Santa Barbara, Calif. (The Thunderdome)



Long Beach State 44 • 2-13, 0-1

#	Player	Total			3-Ptr			Rebounds			PF	TP	A	T	B	Stl	Min
		FG-FGA	FG-FGA	FT-FTA	Off	Def	Tot	Off	Def	Tot							
25	Henry, Alzena	1-3	0-0	1-1	0	1	1	3	1	0	0	0	0	16			
05	VanHouten, Mason	1-4	1-3	1-2	1	1	2	2	4	0	0	0	1	21			
11	McCowan, Martina	3-7	1-2	1-2	0	0	0	2	8	2	2	0	1	32			
21	Davison, Shanajiah	1-10	1-3	1-2	0	1	1	2	4	0	4	0	1	18			
23	Wilson, Cecily	4-8	0-2	1-2	5	5	10	4	9	2	1	1	2	29			
00	Berry, Ma'Qhi	3-10	0-1	0-2	2	3	5	2	6	3	2	0	0	31			
01	Gertz, Jessica	0-6	0-6	0-0	1	0	1	0	0	0	1	0	1	19			
32	Green, Aaryon	0-0	0-0	0-0	0	0	0	0	0	0	0	0	1	0			
42	Hunt, Naomi	1-5	0-2	1-2	0	3	3	1	3	0	0	1	0	19			
54	Merrriweather, Emma	3-3	0-0	1-5	3	6	9	4	7	0	1	1	0	15			
Team					0	4	4										
Totals		17-56	3-19	7-18	12	24	36	19	44	8	11	3	7	200			

1st - FG %:	5-15	33.3%	2nd: 4-14	28.6%	3rd: 1-10	10.0%	4th: 7-17	41.2%	Game: 17-56	30.4%	Deadball	
3FG %:	1-6	16.7%	2-5	40.0%	0-4	0.0%	0-4	0.0%	3-19	15.8%	Rebounds	
FT %:	1-1	100.0%	1-2	50.0%	3-10	30.0%	2-5	40.0%	7-18	38.9%	7	

UC Santa Barbara 51 • 4-9, 1-0

#	Player	Total			3-Ptr			Rebounds			PF	TP	A	T	B	Stl	Min
		FG-FGA	FG-FGA	FT-FTA	Off	Def	Tot	Off	Def	Tot							
13	Edelman, Drew	3-13	0-0	3-6	10	13	23	3	9	0	3	0	0	33			
21	Durr, Chaya	0-3	0-1	0-0													

2017-2018 Box Scores

Cal State Fullerton 67, Long Beach State 61 January 11, 2018 - Fullerton, Calif.



Official Basketball Box Score -- Game Totals -- Final Statistics
Long Beach State vs Cal State Fullerton
1/11/18 7:00 pm at Titan Gym



Long Beach State 61 • 2-15, 0-3 BWC

#	Player	Total			3-Ptr			Rebounds			PF	TP	A	TO	Blk	Stl	Min
		FG	FGA	FT	FTA	Off	Def	Tot									
04	Merrriweather, Emma	1-6	0-0	1-4	2	6	8	5	3	0	2	2	0	0	0	20	
11	Gertz, Jessica	2-8	1-6	0-0	1	0	1	5	0	1	0	0	0	0	24		
11	McCowan, Martina	4-14	0-5	1-2	1	5	6	3	9	1	1	0	4	37			
23	Wilson, Cecily	2-5	0-1	3-4	1	3	4	2	7	1	3	0	0	23			
00	Berry, Ma'Qhi	7-16	0-0	2-4	4	5	9	5	16	8	7	0	1	34			
05	VanHouten, Mason	1-3	1-2	2-2	0	1	1	2	5	0	2	0	3	19			
25	Henry, Alzena	0-0	0-0	0-0	0	0	0	2	0	0	0	0	0	6			
32	Green, Aaryon	1-2	0-0	0-0	0	4	4	1	2	1	1	1	0	10			
42	Hunt, Naomi	6-9	2-5	0-0	1	0	1	4	14	0	1	1	0	27			
	Team	1	1	2													
	Totals	24-63	4-19	9-16	11	25	36	25	61	11	18	4	8	200			

1st - FG %:	7-14	50.0%	2nd:	4-20	20.0%	3rd:	5-15	33.3%	4th:	8-14	57.1%	Game:	24-63	38.1%	Deadball
3FG %:	1-4	25.0%	1-7	14.3%	1-5	20.0%	1-3	33.3%	4-13	30.8%	9-16	56.3%			Rebounds
FT %:	2-2	100.0%	0-0	0.0%	5-10	50.0%	2-4	50.0%	2-6	33.3%	3-4	75.0%			3

Cal State Fullerton 67 • 7-9, 2-1 BWC

#	Player	Total			3-Ptr			Rebounds			PF	TP	A	TO	Blk	Stl	Min
		FG	FGA	FT	FTA	Off	Def	Tot									
03	Thompson, Triann	3-8	1-3	4-4	1	5	6	3	11	2	6	0	2	30			
23	Gill, Carolyn	3-5	0-0	2-4	1	10	11	3	8	4	1	0	3	35			
32	Smith, Daeja	4-13	0-0	9-12	4	8	12	4	17	1	4	1	1	35			
01	Vega, Jade	2-7	0-1	2-6	1	2	3	2	6	4	5	0	0	34			
25	Henderson, China	1-6	0-1	0-0	0	1	2	0	2	1	2	0	0	20			
00	Thompson, Hannah	6-14	3-8	6-8	1	1	2	1	21	2	1	0	1	35			
04	Nubla, Lauren	0-1	0-0	2-2	0	1	1	0	2	0	0	0	0	3			
05	Foremán, Xinavane	0-0	0-0	0-0	0	1	1	0	0	0	0	1	0	4			
12	Ane, Ashlee	0-0	0-0	0-0	0	1	1	0	0	0	0	0	0	4			
	Team	5	2	7													
	Totals	19-54	4-13	25-36	15	31	46	13	67	14	20	1	7	200			

1st - FG %:	4-9	44.4%	2nd:	6-15	40.0%	3rd:	2-15	13.3%	4th:	7-15	46.7%	Game:	19-54	35.2%	Deadball
3FG %:	1-4	25.0%	2-4	50.0%	0-3	0.0%	1-2	50.0%	4-13	30.8%	25-36	69.4%			Rebounds
FT %:	5-6	83.3%	7-8	87.5%	5-9	55.6%	8-13	61.5%	2-6	33.3%	3-4	75.0%			6,1

Officials: Kent Johnson, Darren Krzesnik, Cheryl Blue
Technical fouls: Long Beach State-None. Cal State Fullerton-None.
Attendance: 250

Score by periods	1st	2nd	3rd	4th	Total
Long Beach State	17	9	16	19	61
Cal State Fullerton	14	21	9	23	67

Points	In	Off	2nd	Fast	Bench
LBSU	32	9	14	0	37
CSF	22	14	13	4	23

Last FG - LBSU 4th-00:43, CSF 4th-02:38.
Largest lead - LBSU by 5 1st-01:41, CSF by 11 3rd-09:14.
LBSU led for 09:13. CSF led for 27:40. Game was tied for 03:03.

Score tied - 4 times.
Lead changed - 10 times.

UC Santa Barbara 90, Long Beach State 74 January 20, 2018 - Long Beach, Calif.



Official Basketball Box Score -- Game Totals -- Final Statistics
UC Santa Barbara vs Long Beach State
1/20/18 4:00 p.m. at Walter Pyramid (Long Beach, Calif.)



UC Santa Barbara 90 • 6-11 (3-2 BWC)

#	Player	Total			3-Ptr			Rebounds			PF	TP	A	TO	Blk	Stl	Min
		FG	FGA	FT	FTA	Off	Def	Tot									
13	Edelman, Drew	10-13	0-0	3-3	3	3	6	2	23	0	2	0	0	33			
11	Durr, Chaya	1-2	0-0	0-0	0	0	2	3	2	0	0	1	2	15			
00	Miller, Danae	1-3	0-2	0-0	0	0	0	0	2	4	1	0	1	14			
05	Bates, Sarah	8-11	6-9	0-0	1	1	2	2	22	4	3	0	1	29			
11	Porter, Sarah	5-13	3-8	1-1	2	5	7	2	14	7	2	1	2	33			
01	Toler, Drea	2-7	0-3	2-3	0	2	2	2	6	5	2	0	0	18			
02	Jennings, Akilah	1-3	1-3	0-0	3	2	5	0	3	1	2	0	2	21			
03	Hernandez, Aliceah	0-0	0-0	0-0	0	0	0	0	0	0	0	0	0	1			
15	Sahar, Tal	2-4	1-3	0-0	0	2	2	2	5	0	2	0	0	12			
25	Roper, Makala	4-5	2-3	3-4	0	2	2	1	13	2	1	0	1	21			
32	Bruning, Natalia	0-0	0-0	0-0	0	2	2	1	0	0	0	1	0	3			
	Team	1	2	3													
	Totals	34-61	13-31	9-11	10	23	33	15	90	23	16	3	9	200			

1st - FG %:	9-15	60.0%	2nd:	7-18	38.9%	3rd:	8-15	53.3%	4th:	10-13	76.9%	Game:	34-61	55.7%	Deadball
3FG %:	5-9	55.6%	3-12	25.0%	2-6	33.3%	3-4	75.0%	13-31	41.9%	9-11	81.8%			Rebounds
FT %:	2-2	100.0%	1-2	50.0%	4-5	80.0%	2-2	100.0%	9-11	81.8%					1

Long Beach State 74 • 2-16 (0-4 BWC)

#	Player	Total			3-Ptr			Rebounds			PF	TP	A	TO	Blk	Stl	Min
		FG	FGA	FT	FTA	Off	Def	Tot									
54	Merrriweather, Emma	2-3	0-0	2-4	1	1	2	2	6	2	0	1	1	18			
01	Gertz, Jessica	1-3	1-3	0-0	1	1	2	3	0	3	0	1	29				
11	McCowan, Martina	2-5	0-1	4-4	1	1	2	8	4	6	1	0	34				
23	Wilson, Cecily	5-6	1-1	0-0	0	2	2	11	0	1	0	0	21				
00	Berry, Ma'Qhi	3-12	0-0	3-4	1	4	5	2	9	4	2	0	35				
05	VanHouten, Mason	0-0	0-0	0-0	0	1	1	1	0	0	0	0	11				
21	Davison, Shanajah	1-5	0-1	5-6	0	1	1	7	3	3	0	0	16				
32	Green, Aaryon	0-0	0-0	0-0	0	1	1	0	0	0	0	0	2				
42	Hunt, Naomi	11-13	5-6	1-2	1	4	5	2	28	0	0	4	35				
44	Ta'afua, Darshana	1-5	0-1	0-0	0	1	1	0	2	1	0	0	9				
	Team	1	1	2													
	Totals	26-52	7-13	15-20	6	18	24	15	74	15	15	2	9	200			

1st - FG %:	5-14	35.7%	2nd:	4-9	44.4%	3rd:	7-13	53.8%	4th:	10-16	62.5%	Game:	26-52	50.0%	Deadball
3FG %:	1-3	33.3%	1-3	33.3%	1-3	33.3%	4-4	100.0%	7-13	53.8%	15-20	75.0%			Rebounds
FT %:	4-6	66.7%	9-12	75.0%	2-2	100.0%	0-0	0.0%	15-20	75.0%					2

Officials: Jack Jones, Alecia Murray, Skelly Wingard, Rodney Murrell
Technical fouls: UC Santa Barbara-None. Long Beach State-None.
Attendance: 724

Score by periods	1st	2nd	3rd	4th	Total
UC Santa Barbara	25	18	22	25	90
Long Beach State	15	18	17	24	74

Points	In	Off	2nd	Fast	Bench
UCSB	36	22	11	6	27
LBSU	28	12	2	10	46

Last FG - UCSB 4th-00:34, LBSU 4th-00:21.
Largest lead - UCSB by 22 3rd-02:01, LBSU None.
UCSB led for 38:52. LBSU led for 00:00. Game was tied for 01:08.

Score tied - 2 times.
Lead changed - 0 times.

Hawai'i 74, Long Beach State 66 January 13, 2018 - Honolulu, Hawaii



Official Basketball Box Score -- Game Totals -- Final Statistics
Long Beach State vs Hawaii
1/13/18 5:35 PM at Stan Sheriff Center (Honolulu, HI)



Long Beach State 66 • 2-16 (0-4 BWC)

#	Player	Total			3-Ptr			Rebounds			PF	TP	A	TO	Blk	Stl	Min
		FG	FGA	FT	FTA	Off	Def	Tot									
01	Gertz, Jessica	0-2	0-2	0-0	0	2	2	2	0	2	0	1	0	29			
11	McCowan, Martina	4-10	1-2	3-4	1	2	3	3	12	6	1	0	4	36			
23	Wilson, Cecily	3-7	0-0	0-1	0	2	2	4	6	1	1	0	1	25			
54	Merrriweather, Emma	5-7	0-0	2-7	2	4	6	5	12	0	2	2	0	20			
00	Berry, Ma'Qhi	4-9	0-2	1-1	0	0	0	4	9	3	3	0	2	32			
05	VanHouten, Mason	0-0	0-0	0-0	0	0	0	0	0	0	0	0	0	3			
21	Davison, Shanajah	6-16	1-6	7-10	1	2	3	2	20	1	2	0	1	21			
32	Green, Aaryon	1-1	0-0	0-0	1	1	2	3	2	0	0	0	11				
42	Hunt, Naomi	2-2	1-1	0-2	0	1	1	3	5	0	1	1	2	23			
	Team	3	3														

2017-2018 Box Scores

UC Davis 83, Long Beach State 71 February 1, 2018 - Long Beach, Calif.



Official Basketball Box Score -- Game Totals -- Final Statistics
UC Davis vs Long Beach State
2/1/18 7:00 PM at Walter Pyramid (Long Beach, Calif.)



UC Davis 83 • 18-3 (8-0 BWC)

#	Player	Total			3-Ptr			Rebounds			PF	TP	A	T	Blk	Stl	Min
		FG	FGA	FT	FTA	Off	Def	Total									
10	Gianotti, Pele	f	6-12	3-7	2-2	0	6	6	0	17	0	2	0	0	0	30	
22	Bertsch, Morgan	f	9-15	0-0	4-4	3	4	7	1	22	3	6	1	2	29		
02	Eaton, Courtney	g	2-5	2-4	0-0	2	7	9	1	6	7	5	0	0	29		
04	Nagel, Rachel	g	3-7	2-6	2-2	0	8	8	1	10	4	7	2	0	34		
13	Nafeh, Dani	g	1-1	1-1	0-0	0	2	2	0	3	4	2	0	1	26		
03	Eaton, Karley	g	0-1	0-1	0-0	1	0	1	2	0	0	1	0	1	11		
05	Bessolo, Nina	g	0-1	0-1	0-0	0	0	0	0	0	1	0	0	0	5		
21	Song, Sophia	g	0-0	0-0	0-0	0	0	0	1	0	0	0	0	0	1		
32	Hall, Cierra	g	6-6	2-2	3-5	2	5	7	3	17	2	3	0	1	21		
33	Anderson, Marly	g	4-5	0-0	0-0	0	1	1	2	8	1	1	1	0	15		
	Team					0	1	1									
Totals			31-53	10-22	11-13	8	34	42	11	83	22	27	4	5	201		

1st FG %:	8-16	50.0%	2nd:	5-12	41.7%	3rd:	9-13	69.2%	4th:	9-12	75.0%	Game:	31-53	58.5%	Deadball	
3FG %:	2-6	33.3%		2-6	33.3%		3-6	50.0%		3-4	75.0%		10-22	45.5%	Rebounds	1
FT %:	1-2	50.0%		0-0	0.0%		5-6	83.3%		5-5	100.0%		11-13	84.6%		

Long Beach State 71 • 2-19 (0-7 BWC)

#	Player	Total			3-Ptr			Rebounds			PF	TP	A	T	Blk	Stl	Min
		FG	FGA	FT	FTA	Off	Def	Total									
42	Hunt, Naomi	f	6-12	3-6	1-2	0	1	1	3	16	2	1	0	4	39		
01	Gertz, Jessica	g	4-8	3-5	0-0	1	2	3	2	11	3	0	0	2	39		
11	McCowan, Martina	g	1-6	0-2	0-0	0	0	0	1	2	1	2	0	3	24		
23	Wilson, Cecily	g	4-7	0-0	1-2	1	2	3	3	9	0	0	0	2	24		
00	Berry, Ma'Qhi	g	4-10	0-1	3-3	2	2	2	3	11	2	2	2	0	20		
05	VanHouten, Mason	g	0-0	0-0	2-2	0	0	0	0	2	0	0	0	0	3		
21	Davidson, Shanajah	g	6-19	2-5	0-0	1	1	1	14	6	3	3	0	33			
54	Merrriweather, Emma	g	2-3	0-0	2-2	0	3	3	5	6	1	2	2	0	18		
	Team					2	4	6									
Totals			27-65	8-19	9-11	4	15	19	18	71	15	10	2	16	200		

1st FG %:	8-17	47.1%	2nd:	4-14	28.6%	3rd:	6-18	33.3%	4th:	9-16	56.3%	Game:	27-65	41.5%	Deadball	
3FG %:	2-4	50.0%		0-6	0.0%		1-1	100.0%		4-5	80.0%		9-19	42.1%	Rebounds	2
FT %:	1-2	50.0%		4-4	100.0%		1-1	100.0%		3-4	75.0%		8-11	81.8%		

Officials: Jack Jones, Kristen Bell, Charisse Okamoto, Rich Kollen
Technical fouls: UC Davis-None. Long Beach State-None.
Attendance: 662

Score by periods	1st	2nd	3rd	4th	Total	In	Off	2nd	Fast	Bench
UC Davis	19	12	26	26	83	Points	Paint	T/O	Chance	Break
Long Beach State	19	12	15	25	71	UCD	42	9	11	2
						LBSU	24	23	5	4

Last FG - UCD 4th-00:49, LBSU 4th-01:07.
Largest lead - UCD by 14 4th-00:49, LBSU by 2 1st-07:53.
UCD led for 32:32, LBSU led for 00:16. Game was tied for 07:05.

CSUN 59, Long Beach State 51 February 8, 2018 - Northridge, Calif.



Official Basketball Box Score -- Game Totals -- Final Statistics
Long Beach State vs CSUN
2/8/18 7:05 p.m. at Northridge, CA (The Matadome)



Long Beach State 59 • 3-20, 1-8 BWC

#	Player	Total			3-Ptr			Rebounds			PF	TP	A	T	Blk	Stl	Min
		FG	FGA	FT	FTA	Off	Def	Total									
01	Gertz, Jessica	f	3-9	3-9	0-0	1	6	7	1	9	0	1	0	0	34		
42	Hunt, Naomi	f	2-5	1-2	0-0	1	2	3	4	5	1	0	0	3	23		
00	Berry, Ma'Qhi	g	1-1	0-0	1-2	0	2	2	0	3	2	5	0	0	15		
21	Davidson, Shanajah	g	11-22	2-6	5-6	1	2	3	1	29	4	0	0	6	36		
23	Wilson, Cecily	g	3-8	1-1	1-2	0	6	6	2	8	1	0	0	4	35		
05	VanHouten, Mason	g	0-1	0-1	0-0	0	0	0	0	0	0	0	0	0	2		
11	McCowan, Martina	g	0-3	0-1	2-2	1	0	1	4	2	1	2	0	2	24		
32	Green, Aaryon	g	0-0	0-0	0-0	0	0	0	0	0	0	0	0	0	1		
44	Ta'afua, Darshana	g	0-0	0-0	0-0	0	2	2	0	0	1	0	1	1	9		
54	Merrriweather, Emma	g	1-9	0-0	1-4	2	2	4	2	3	0	0	2	2	21		
	Team					2	2	4									
Totals			21-58	7-20	10-16	8	24	32	14	59	9	10	2	18	200		

1st FG %:	3-10	30.0%	2nd:	6-16	37.5%	3rd:	7-16	43.8%	4th:	5-16	31.3%	Game:	21-58	36.2%	Deadball	
3FG %:	1-4	25.0%		2-5	40.0%		2-6	33.3%		2-6	33.3%		7-20	35.0%	Rebounds	3
FT %:	1-2	50.0%		0-1	0.0%		1-4	25.0%		8-9	88.9%		10-16	62.5%		

CSUN 51 • 13-11, 6-4 BWC

#	Player	Total			3-Ptr			Rebounds			PF	TP	A	T	Blk	Stl	Min
		FG	FGA	FT	FTA	Off	Def	Total									
44	Shymkewicz, Lauren	f	3-8	0-1	0-0	5	4	9	2	6	1	1	0	0	27		
33	Fluker, Channon	c	4-14	0-0	2-4	6	8	14	3	10	5	3	4	0	36		
12	Henderson, Meghann	g	2-9	2-7	3-4	0	1	1	1	9	3	1	0	3	38		
25	Ramos, Claudia	g	0-5	0-5	1-2	2	2	4	0	1	2	3	0	0	21		
23	Tanabe, Hayley	g	0-3	0-3	1-2	0	2	2	1	3	1	6	0	0	15		
00	Sullivan, Terrin	g	1-7	1-4	0-2	0	2	2	1	3	1	1	0	0	12		
10	Boagni, Tessa	g	7-10	4-5	1-2	2	4	6	4	19	1	2	2	4	28		
11	Louis, Juliana	g	0-0	0-0	0-0	0	1	1	0	0	1	1	0	0	3		
52	Matthews, Eliza	g	1-2	0-1	0-0	2	6	8	1	2	1	2	0	0	10		
	Team					1	2	3									
Totals			18-58	7-26	8-16	18	32	50	13	51	16	20	6	8	200		

1st FG %:	4-17	23.5%	2nd:	5-13	38.5%	3rd:	4-15	26.7%	4th:	5-13	38.5%	Game:	18-58	31.0%	Deadball	
3FG %:	1-10	10.0%		1-4	25.0%		1-3	33.3%		4-9	44.4%		7-26	26.9%	Rebounds	6
FT %:	1-2	50.0%		4-6	66.7%		1-2	50.0%		2-6	33.3%		8-16	50.0%		

Officials: Jack Jones, Kent Johnson, Mark Munoz
Technical fouls: Long Beach State-None. CSUN-None.
Attendance: 402

Score by periods	1st	2nd	3rd	4th	Total	In	Off	2nd	Fast	Bench
Long Beach State	8	14	17	20	59	Points	Paint	T/O	Chance	Break
CSUN	10	15	10	16	51	LBSU	28	23	6	18
						CSUN	22	5	8	7

Last FG - LBSU 4th-04:35, CSUN 4th-00:20.
Largest lead - LBSU by 11 4th-04:06, CSUN by 8 2nd-01:38.
LBSU led for 19:30, CSUN led for 17:48. Game was tied for 02:42.

UC Irvine 100, Long Beach State 81 February 3, 2018 - Long Beach, Calif.



Official Basketball Box Score -- Game Totals -- Final Statistics
UC Irvine vs Long Beach State
2/3/18 7:49 PM at Walter Pyramid (Long Beach, Calif.)



UC Irvine 100 • 15-8 (7-2 BWC)

#	Player	Total			3-Ptr			Rebounds			PF	TP	A	T	Blk	Stl	Min
		FG	FGA	FT	FTA	Off	Def	Total									
11	Garza, Tahlia	f	6-9	0-0	1-2	3	8	11	2	13	0	1	0	1	28		
34	Sanders, Jordan	f	5-7	0-0	0-0	0	1	1	1	13	0	0	0	1	20		
03	Saiki, Lauren	g	1-3	0-1	0-0	0	2	2	1	2	4	3	0	3	14		
13	Green, Morgan	g	8-22	4-9	8-9	0	3	3	1	28	8	5	0	3	37		
14	Sa'Dullah, Yazzy	g	2-5	1-4	0-0	1	0	1	1	5	0	0	0	0	14		
00	Hua, Sydney	g	0-2	0-1	0-0	1	0	1	0	0	0	0	0	0	1		
10	Ritter, Andee	g	3-9	1-7	0-0	1	2	3	0	7	1	0	0	3	23		
15	Seaton, Alexus	g	0-0	0-0	0-0	1	1	2	0	0	1	0	0	0	5		
20	Guglielmo, Dani	g	1-1	1-1	0-0	1	0	1	0	3	0	0	0	0	4		
21	Talbert, Haleigh	g	0-2	0-2	1-												

2017-2018 Box Scores

UC Davis 79, Long Beach State 49 February 15, 2018 - Fullerton, Calif.



Long Beach State 49 • 3-22, 1-10 BWC

#	Player	Total			3-Ptr			Rebounds		PF	TP	A	TO	Blk	Stl	Min
		FG	FGA	FT	FTA	Off	Def	Off	Def							
42	Hunt, Naomi	f	3-4	2-3	0-2	1	3	4	3	8	1	1	0	1	29	
00	Berry, Ma'Qhi	g	0-1	0-0	3-4	0	0	0	4	3	2	2	0	0	18	
01	Gertz, Jessica	g	0-4	0-4	0-0	0	0	0	2	0	1	1	0	1	33	
21	Davison, Shanajiah	g	5-20	2-6	0-0	1	1	2	1	12	0	2	0	0	30	
23	Wilson, Cecily	g	7-12	2-3	1-2	3	5	8	1	17	5	2	0	3	30	
05	VanHouten, Mason	g	0-0	0-0	0-0	0	0	0	0	0	0	0	0	0	4	
11	McCowan, Martina	g	0-8	0-2	2-4	1	2	3	2	1	1	1	0	0	19	
25	Henry, Alzena	g	0-0	0-0	1-2	0	0	0	0	1	1	1	0	0	4	
32	Green, Aaryon	g	0-0	0-0	0-0	0	0	0	1	0	0	1	0	1	6	
44	Ta'afua, Darshana	g	0-0	0-0	0-0	0	2	2	1	0	0	1	0	0	4	
54	Merrweather, Emma	g	3-8	0-0	0-2	4	6	10	3	6	0	1	1	0	23	
	Team					1	1	2								
Totals			18-57	6-18	7-16	11	20	31	19	49	11	13	1	6	200	

1st - FG %: 5-17 29.4% 2nd: 4-14 28.6% 3rd: 6-14 42.9% 4th: 3-12 25.0% Game: 18-57 31.6% Deadball
3FG %: 2-6 33.3% 1-4 25.0% 1-4 25.0% 1-4 25.0% 5-8 62.5% FT %: 0-0 0.0% 1-4 25.0% 1-4 25.0% 7-16 43.8% Rebounds 8

UC Davis 79 • 21-4, 11-1 BWC

#	Player	Total			3-Ptr			Rebounds		PF	TP	A	TO	Blk	Stl	Min
		FG	FGA	FT	FTA	Off	Def	Off	Def							
10	Gianotti, Pele	f	4-7	3-6	0-0	2	9	11	3	0	0	0	0	0	25	
22	Bertsch, Morgan	f	4-11	0-0	4-4	2	2	4	4	12	1	3	1	2	22	
02	Eaton, Kourtney	g	1-6	1-4	2-2	0	4	4	0	5	3	2	0	1	26	
04	Nagel, Rachel	g	3-6	2-4	1-1	0	1	1	1	9	3	0	1	1	26	
13	Nafekh, Dani	g	0-2	0-2	0-0	0	1	1	0	0	0	1	0	0	14	
03	Eaton, Karley	g	1-1	1-1	1-2	1	2	3	0	4	3	1	0	0	17	
05	Bessolo, Nina	g	5-7	3-4	0-0	0	4	4	0	13	0	0	0	1	33	
15	Hsu, Kaitlyn	g	1-1	0-0	0-0	0	0	0	0	2	0	0	0	0	3	
21	Song, Sophia	g	3-4	1-2	0-0	0	0	0	1	7	2	0	0	0	16	
32	Hall, Cierra	g	3-5	0-1	4-4	1	2	3	4	10	1	5	0	1	16	
33	Anderson, Marly	g	3-6	0-1	0-2	2	3	5	0	6	2	1	1	0	18	
	Team					1	1	2								
Totals			28-56	11-25	12-15	9	29	38	11	79	18	13	3	6	200	

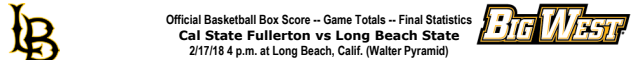
1st - FG %: 5-12 41.7% 2nd: 8-18 44.4% 3rd: 5-14 35.7% 4th: 10-12 83.3% Game: 28-56 50.0% Deadball
3FG %: 3-8 37.5% 0-2 0.0% 6-6 100.0% 12-15 80.0% FT %: 1-2 50.0% 6-6 100.0% 12-15 80.0% Rebounds 2

Officials: Erick Thome, Lajwan Robinson, Gordon Torjoe
Technical fouls: Long Beach State-None. UC Davis-None.
Attendance: 1012
Courtside technician: Tim Ornelas

Score by periods	1st	2nd	3rd	4th	Total	Points	In	Off	2nd	Fast	Bench
Long Beach State	12	11	14	12	49	LBSU	20	14	3	2	42
UC Davis	14	17	19	29	79	UCD	28	16	3	2	42

Last FG - LBSU 4th-00:33, UCD 4th-00:12.
Largest lead - LBSU by 5 1st-07:04, UCD by 30 4th-00:44.
LBSU led for 04:13. UCD led for 32:08. Game was tied for 03:12.

Long Beach State 67, Cal State Fullerton 47 February 17, 2018 - Long Beach, Calif.



Cal State Fullerton 47 • 7-18 (2-10 BWC)

#	Player	Total			3-Ptr			Rebounds		PF	TP	A	TO	Blk	Stl	Min
		FG	FGA	FT	FTA	Off	Def	Off	Def							
05	Foreman, Xinavane	f	0-3	0-1	1-2	0	2	2	2	1	0	0	1	0	15	
12	Ane, Ashlee	f	0-3	0-2	0-4	0	1	1	2	0	1	1	2	0	13	
00	Thompson, Hannah	g	2-10	1-4	2-4	0	2	2	1	7	1	1	0	1	30	
01	Vega, Jade	g	5-12	1-5	3-3	1	2	3	2	14	3	4	0	2	32	
25	Henderson, China	g	2-6	0-1	0-0	2	4	6	2	4	0	4	0	1	26	
03	Thompson, Triann	g	2-11	1-3	2-2	0	3	3	1	7	0	5	0	1	22	
04	Nubla, Lauren	g	0-0	0-0	0-0	0	0	0	0	0	0	0	0	1	2	
32	Gill, Carolyn	g	3-6	0-1	0-1	3	7	10	2	6	0	2	3	1	29	
32	Smith, Daeja	g	4-7	0-0	0-3	4	1	5	3	8	1	1	1	1	27	
33	Gallo, Mia	g	0-1	0-0	0-0	0	0	0	0	0	0	0	0	0	4	
	Team					2	2	4								
Totals			18-59	3-17	8-15	12	24	36	15	47	6	18	5	8	200	

1st - FG %: 3-11 27.3% 2nd: 5-18 27.8% 3rd: 6-14 42.9% 4th: 4-16 25.0% Game: 18-59 30.5% Deadball
3FG %: 1-3 33.3% 0-4 0.0% 2-5 40.0% 3-7 42.9% FT %: 2-2 100.0% 4-6 66.7% 1-4 25.0% 1-3 33.3% 8-15 53.3% Rebounds 3

Long Beach State 67 • 4-22 (2-10 BWC)

#	Player	Total			3-Ptr			Rebounds		PF	TP	A	TO	Blk	Stl	Min
		FG	FGA	FT	FTA	Off	Def	Off	Def							
42	Hunt, Naomi	f	3-7	1-4	0-0	1	3	4	3	7	2	2	0	0	22	
54	Merrweather, Emma	c	0-3	0-0	0-0	2	3	5	4	0	2	1	0	0	9	
01	Gertz, Jessica	g	2-12	2-8	2-2	1	5	6	0	8	4	3	1	0	30	
21	Davison, Shanajiah	g	6-11	3-5	1-2	2	4	4	2	16	2	4	1	1	33	
23	Wilson, Cecily	g	9-13	1-3	5-6	2	5	7	3	24	1	0	1	1	28	
00	Berry, Ma'Qhi	g	0-8	0-2	2-2	0	5	5	1	2	5	4	2	1	33	
05	VanHouten, Mason	g	1-2	1-2	0-0	0	2	2	0	3	0	0	0	0	7	
11	McCowan, Martina	g	0-3	0-1	0-0	0	1	1	2	0	1	1	0	0	9	
25	Henry, Alzena	g	1-2	0-0	0-0	0	2	2	0	2	0	0	0	0	4	
32	Green, Aaryon	g	0-1	0-0	2-2	0	3	3	2	0	1	0	1	0	14	
44	Ta'afua, Darshana	g	1-3	0-0	1-2	1	2	3	2	3	0	1	0	1	11	
	Team					6	2	8								
Totals			23-65	8-25	13-16	13	37	50	18	67	17	17	6	7	200	

1st - FG %: 8-25 32.0% 2nd: 3-15 20.0% 3rd: 6-13 46.2% 4th: 6-12 50.0% Game: 23-65 35.4% Deadball
3FG %: 3-11 27.3% 1-7 14.3% 2-4 50.0% 2-3 66.7% FT %: 6-7 85.7% 1-3 33.3% 4-4 100.0% 2-2 100.0% 13-16 81.3% Rebounds 1

Officials: Cathi Cornell, Jennifer Leach, Brandon Self
Technical fouls: Cal State Fullerton-None. Long Beach State-None.
Attendance: 567

Score by periods	1st	2nd	3rd	4th	Total	Points	In	Off	2nd	Fast	Bench
Cal State Fullerton	9	14	15	9	47	CSF	24	9	14	0	24
Long Beach State	25	8	18	16	67	LBSU	20	22	9	5	12

Last FG - CSF 4th-01:07, LBSU 4th-02:50.
Largest lead - CSF None, LBSU by 23 4th-02:50.
CSF led for 00:00. LBSU led for 38:35. Game was tied for 01:17.

Long Beach State 80, UC Irvine 73 February 21, 2018 - Irvine, Calif.



Long Beach State 80 • 5-22, 3-10 BWC

#	Player	Total			3-Ptr			Rebounds		PF	TP	A	TO	Blk	Stl	Min
		FG	FGA	FT	FTA	Off	Def	Off	Def							
42	Hunt, Naomi	f	4-6	2-3	0-0	1	3	4	2	10	3	2	0	1	33	
54	Merrweather, Emma	c	9-12	0-0	0-5	1	9	10	4	18	1	1	4	0	27	
01	Gertz, Jessica	g	2-6	1-3	1-1	1	2	3	1	6	3	1	0	1	23	
21	Davison, Shanajiah	g	8-18	3-6	4-8	0	6	6	2	23	4	4	2	0	30	
23	Wilson, Cecily	g	8-17	2-4	0-0	4	6	10	2	18	1	1	1	1	34	
00	Berry, Ma'Qhi	g	0-4	0-0	0-0	1	1	2	0	0	1	2	0	0	12	
11	McCowan, Martina	g	2-4	0-0	1-2	1	1	3	5	3	3	0	2	2	26	
32	Green, Aaryon	g	0-0	0-0	0-0	0	2	2	0	0	0	3	0	1	12	
44	Ta'afua, Darshana	g	0-0	0-0	0-0	0	1	1	0	0	0	2	0	1	3	
	Team					5	7	12								
Totals			33-67	8-16	6-16	14	37	51	14	80	16	29	5	9	200	

1st - FG %: 6-16 37.5% 2nd: 6-18 33.3% 3rd: 12-19 63.2% 4th: 9-14 64.3% Game: 33-67 49.3% Deadball
3FG %: 2-5 40.0% 1-5 20.0% 3-4 75.0% 2-2 100.0% 9-16 56.3% FT %: 0-0 0.0% 2-5 40.0% 1-6 16.7% 3-5 60.0% 6-16 37.5% Rebounds 3

UC Irvine 73 • 17-10, 9-4 BWC

#	Player	Total			3-Ptr			Rebounds		PF	TP	A	TO	Blk	Stl	Min
		FG	FGA	FT	FTA	Off	Def	Off	Def							
11	Garza, Tahlia	f	0-1	0-0	1-2	2	3	5	1	1	1	0	0	0	15	
34	Sanders, Jordan	f	4-9	0-0	0-0	1	3	4	2	8	1	3	1	3	21	

2017-2018 Box Scores

Long Beach State 70, UC Riverside 58 March 1, 2018 - Long Beach, Calif.



Official Basketball Box Score -- Game Totals -- Final Statistics
UC Riverside vs Long Beach State
3/1/18 7:00 PM at Walter Pyramid (Long Beach, Calif.)



UC Riverside 58 • 8-21 (5-10 BWC)

#	Player	Total			3-Ptr			Rebounds			PF	TP	A	TO	Blk	Stl	Min
		FG	FGA	FT	FTA	FG	FGA	FT	FTA	Off							
02	Ewodo, Marina	f	2-5	0-1	4-4	6	3	9	3	8	0	2	1	1	27		
22	Lewis, Skyler	f	0-5	0-0	2-4	3	8	11	4	2	0	1	1	2	26		
04	Curry, Michelle	g	8-19	0-2	8-9	5	2	7	3	24	2	6	1	2	38		
12	Holt, Lauren	g	1-13	1-8	2-2	0	5	5	0	5	0	1	1	3	37		
14	Otto, Jannon	g	2-12	0-3	3-4	1	2	3	3	7	2	3	1	0	25		
03	Eaton, Tianna	g	2-8	0-2	0-0	0	2	2	1	4	0	4	3	0	13		
10	Cooper, Keilanei	g	1-5	0-0	0-1	2	0	2	0	2	0	0	0	0	5		
20	Kergret, Malou De	g	0-2	0-1	0-0	1	0	1	0	2	0	1	0	0	6		
34	Lefebvre, Clemence	g	1-4	0-1	1-2	1	2	3	0	3	0	0	0	0	9		
43	Clay, Jaly	g	1-2	0-0	1-2	2	5	7	2	3	1	0	1	0	12		
44	Nyingifa, Inara	g	0-2	0-0	0-0	1	1	2	0	0	0	0	0	0	2		
	Team					5	0	5									
Totals			18-77	1-18	21-28	27	30	57	18	58	6	17	9	8	200		

1st	FG %:	4-16	25.0%	2nd	3-19	15.8%	3rd	5-23	21.7%	4th	5-23	21.7%	Game	18-77	23.4%	Deadball
	3FG %:	1-4	25.0%		0-5	0.0%		0-3	0.0%		0-3	0.0%		1-18	5.6%	Rebounds
	FT %:	5-6	83.3%		7-9	77.8%		2-2	100.0%		7-11	63.6%		21-28	75.0%	4

Long Beach State 70 • 7-22 (5-10 BWC)

#	Player	Total			3-Ptr			Rebounds			PF	TP	A	TO	Blk	Stl	Min
		FG	FGA	FT	FTA	FG	FGA	FT	FTA	Off							
42	Hunt, Naomi	f	3-5	3-4	0-0	0	3	3	4	9	3	0	0	0	21		
44	Ta'afua, Darshana	f	0-2	0-0	0-0	1	4	5	3	0	0	1	0	2	11		
01	Gertz, Jessica	g	4-11	4-11	3-4	0	3	3	2	15	1	2	0	2	37		
21	Davison, Shanaijah	g	9-22	2-7	2-2	0	2	2	0	22	5	3	0	0	37		
23	Wilson, Cecily	g	0-4	0-1	1-2	0	2	2	1	2	2	0	4	21			
00	Berry, Ma'Qhi	g	0-3	0-0	3-4	2	0	2	0	3	0	0	0	0	9		
05	VanHouten, Mason	g	0-0	0-0	0-0	0	0	0	0	0	0	0	0	0	2		
11	McCowan, Martina	g	0-2	0-0	0-0	3	0	3	4	0	3	1	1	20			
25	Henry, Alzena	g	0-1	0-0	0-2	1	1	2	2	0	0	2	0	0	3		
32	Green, Aaryon	g	0-1	0-0	0-0	0	4	4	2	0	0	0	0	1	12		
54	Merriweather, Emma	g	8-14	0-0	4-10	5	12	17	3	20	2	5	0	0	27		
	Team					2	4	6									
Totals			24-65	9-23	13-24	14	35	49	22	70	14	16	6	11	200		

1st	FG %:	9-15	60.0%	2nd	4-18	22.2%	3rd	7-20	35.0%	4th	4-12	33.3%	Game	24-65	36.9%	Deadball
	3FG %:	5-8	62.5%		2-7	28.6%		0-3	0.0%		0-3	0.0%		9-23	39.1%	Rebounds
	FT %:	1-4	25.0%		3-6	50.0%		2-2	100.0%		7-12	58.3%		13-24	54.2%	8

Officials: Kristen Bell, Jennifer Leach, Clifford Sims
 Technical fouls: UC Riverside-None. Long Beach State-Merriweather, Emma;
 Gertz, Jessica.
 Attendance: 706

Score by periods	1st	2nd	3rd	4th	Total	In	Off	2nd	Fast		
						Points	Paint	T/O	Chance	Break	Bench
UC Riverside	14	13	14	17	58	22	8	19	2	0	12
Long Beach State	24	13	18	15	70	26	20	12	0	23	

Last FG - UCR 4th-00:04. LBSU 4th-00:10.
 Largest lead - UCR None, LBSU by 16 3rd-03:09.
 UCR led for 00:00. LBSU led for 39:03. Game was tied for 00:55.

Score tied - 0 times.
 Lead changed - 0 times.

Long Beach State 67, CSUN 54 March 3 - Long Beach, Calif.



Official Basketball Box Score -- Game Totals -- Final Statistics
CSUN vs Long Beach State
3/3/18 4:00 PM at Walter Pyramid (Long Beach, Calif.)



CSUN 54 • 15-15 (8-8 BWC)

#	Player	Total			3-Ptr			Rebounds			PF	TP	A	TO	Blk	Stl	Min
		FG	FGA	FT	FTA	FG	FGA	FT	FTA	Off							
10	Boagni, Tessa	f	6-15	0-0	2-4	7	2	9	1	14	6	3	0	1	31		
33	Fluker, Channon	c	3-10	0-0	2-2	1	2	3	1	8	2	1	2	0	30		
02	Brooks, Destiny	g	3-10	3-10	0-0	1	2	3	1	9	0	1	0	1	34		
12	Henderson, Meghann	g	2-4	1-2	0-0	1	3	4	2	5	2	5	0	0	20		
23	Tanabe, Hayley	g	3-10	3-8	0-0	0	2	2	0	9	2	1	0	4	39		
00	Sullivan, Terrin	g	1-3	0-2	0-0	1	5	6	0	2	1	0	0	1	22		
11	Louis, Juliana	g	0-2	0-0	0-0	0	1	1	0	0	2	0	0	0	6		
15	Ramos, Claudia	g	0-0	0-0	0-0	0	0	0	0	0	1	0	0	0	5		
52	Matthews, Eliza	g	3-6	0-0	1-3	1	3	4	0	7	0	0	0	0	13		
	Team					0	5	5									
Totals			21-60	7-22	5-9	12	25	37	5	54	16	11	2	7	200		

1st	FG %:	7-15	46.7%	2nd	6-14	42.9%	3rd	5-11	45.5%	4th	3-20	15.0%	Game	21-60	35.0%	Deadball
	3FG %:	2-5	40.0%		5-8	62.5%		0-1	0.0%		0-8	0.0%		7-22	31.8%	Rebounds
	FT %:	0-0	0.0%		0-0	0.0%		2-2	100.0%		3-7	42.9%		5-9	55.6%	1

Long Beach State 67 • 8-22 (6-10 BWC)

#	Player	Total			3-Ptr			Rebounds			PF	TP	A	TO	Blk	Stl	Min
		FG	FGA	FT	FTA	FG	FGA	FT	FTA	Off							
42	Hunt, Naomi	f	3-7	1-4	0-0	0	7	7	1	7	0	0	0	1	31		
54	Merriweather, Emma	c	2-6	0-0	2-2	2	4	6	1	6	0	0	0	2	24		
01	Gertz, Jessica	g	4-13	4-12	0-0	1	4	5	2	12	0	5	0	1	33		
21	Davison, Shanaijah	g	7-13	2-5	0-0	0	5	5	0	16	7	3	0	1	32		
23	Wilson, Cecily	g	6-10	2-3	3-4	0	6	6	1	17	1	0	1	1	28		
00	Berry, Ma'Qhi	g	2-3	0-0	0-0	1	4	5	1	4	7	2	1	0	22		
11	McCowan, Martina	g	2-7	1-3	0-0	3	0	3	4	5	1	1	0	1	24		
32	Green, Aaryon	g	0-0	0-0	0-0	0	0	0	0	0	0	0	0	1	3		
44	Ta'afua, Darshana	g	0-0	0-0	0-0	0	0	0	0	0	0	0	0	0	3		
	Team					2	0	2									
Totals			26-59	10-27	5-6	9	30	39	10	67	16	11	3	7	200		

1st	FG %:	5-14	35.7%	2nd	8-18	50.0%	3rd	7-17	41.2%	4th	6-12	50.0%	Game	26-59	44.1%	Deadball
	3FG %:	1-7	14.3%		5-10	50.0%		3-7	42.9%		1-3	33.3%		10-27	37.0%	Rebounds
	FT %:	4-4	100.0%		0-0	0.0%		0-0	0.0%		1-2	50.0%		5-6	83.3%	0

Officials: Paul Patterson, Randy Campbell, Victor Dunomes
 Technical fouls: CSUN-None. Long Beach State-None.
 Attendance: 724

Score by periods	1st	2nd	3rd	4th	Total	In	Off	2nd	Fast		
						Points	Paint	T/O	Chance	Break	Bench
CSUN	16	17	12	9	54	18	12	2	2	9	
Long Beach State	15	21	17	14	67	22	19	13	8	9	

Last FG - CSUN 4th-04:25. LBSU 4th-02:07.
 Largest lead - CSUN by 7 2nd-04:46. LBSU by 13 4th-02:49.
 CSUN led for 14:25. LBSU led for 24:03. Game was tied for 01:32.

Score tied - 2 times.
 Lead changed - 14 times.

UC Riverside 79, Long Beach State 66 March 6, 2018 - Fullerton, Calif.



Official Basketball Box Score -- Game Totals -- Final Statistics
Long Beach State vs UC Riverside
3/6/18 8:30 p.m. at Titan Gym



Long Beach State 66 • 8-23

#	Player	Total			3-Ptr			Rebounds			PF	TP	A	TO	Blk	Stl	Min
		FG	FGA	FT	FTA	FG	FGA	FT	FTA	Off							
42	Hunt, Naomi	f	3-7	2-4	0-0	3	3	6	2	8	0	4	0	1	32		
54	Merriweather, Emma	c	5-7	0-0	0-2	0	5	5	0	10	1	5	4	1	27		
01	Gertz, Jessica	g	2-6	2-5	0-0	1	2	3	1	6	1	2	1	2	35		
21	Davison, Shanaijah	g	4-14	2-7	1-2	1	1	2	5	11	3	4	0	0	25		
23	Wilson, Cecily	g	8-16	1-4	5-7	1	4	5	2	22	2	1	0	4	35		
00	Berry, Ma'Qhi	g	0-3	0-0	0-2	0	1	1	2	0	6	1	0	0	20		
11	McCowan, Martina	g	1-3	0-0	0-0	0	2	2	3	2	1	0	0	2	13		
32	Green, Aaryon	g	0-0	0-0	0-0	0	0	0	0	0	0	0	0	0	3		
44	Ta'afua, Darshana	g	3-5	0-1	1-1	0	4	4	0	7	1	1	0	1	10		
	Team					2	0	2									
Totals			26-61														

BIG WEST STATISTICS

2017-2018 FINAL BIG WEST STATISTICS (ALL GAMES)

SCORING

Player-Team	G	FG	3FG	FT	Pts	Avg/G
1. Leaupepe, Dynn-CP	29	220	35	125	600	20.7
2. Bertsch, Moran-UCD	35	305	3	89	702	20.1
3. Fluker, Channon-CSUN	34	242	1	159	644	18.9
4. Curry, Michelle-UCR	30	193	10	143	539	18.0
5. Toeaina, Sarah-UH	30	169	3	153	494	16.5
6. Edelman, Drew-UCSB	28	183	0	87	453	16.2
7. Holt, Lauren-UCR	33	190	62	60	502	15.2
8. Boagni, Tessa-CSUN	34	181	17	93	472	13.9
9. Davison, Shanaijah-LBSU	29	147	43	63	400	13.8
10. Smith, Daeja - CSF	28	124	0	102	350	12.5

REBOUNDING

Player-Team	G	OFF	DEF	TOT	Avg/G
1. Fluker, Channon-CSUN	34	155	256	411	12.1
2. Edelman, Drew-UCSB	28	124	145	269	9.6
3. Smith, Daeja-CSF	28	80	179	250	9.3
4. Boagni, Tessa-CSUN	34	95	169	264	7.8
5. Leaupepe, Lynn-CP	25	78	100	78	7.1
6. Lewis, Skyler-UCR	30	64	144	208	6.9
7. Curry, Michelle-UCR	30	60	135	195	6.5
8. Merriweather, Emma-LBSU	31	66	131	196	6.4
9. Woodfolk, Makenna-UH	30	41	143	184	6.1
10. Garza, Tahlia-UCI	32	79	116	195	6.1

FIELD GOAL PERCENTAGE (Min. 4.0 made per game)

Player-Team	G	FG	FGA	Pct.
1. Edelman, Drew-UCSB	28	183	321	.570
2. Bertsch, Morgan-UCD	35	305	545	.560
3. Toeaina, Sarah-UH	30	169	324	.522
4. Fluker, Channon-CSUN	34	242	471	.514
5. Smith, Daeja-CSF	28	124	243	.510
6. Merriweather, Emma-LBSU	31	111	224	.496
7. Gianotti, Pele-UCD	35	140	287	.488
8. Boagni, Tessa-CSUN	34	181	375	.483
9. Hunt, Naomi-LBSU	31	94	199	.472
10. Wilson, Cecily-LBSU	31	127	270	.470

FREE THROW PERCENTAGE (Min. 2.0 made per game)

Player-Team	G	FT	FTA	Pct.
1. Leaupepe, Dynn-CP	29	125	152	.822
2. Thompson, Hannah-CSF	29	63	77	.818
3. Curry, Michelle-UCR	30	143	182	.786
4. Bertsch, Moran-UCD	35	89	114	.781
5. Fluker, Channon-CSUN	34	159	208	.764
6. Vega, Jade-CSF	29	84	110	.764
7. Edelman, Drew-UCSB	28	87	115	.757
8. Woodfolk, Makenna-UH	30	87	120	.725
9. Boagni, Tessa-CSUN	34	93	132	.705
10. Toeaina, Sarah-UH	30	153	228	.671

3-POINT FIELD GOAL PERCENTAGE

Player-Team	G	3FG	FGA	Pct.
1. Hunt, Naomi-LBSU	31	48	109	.440
2. Roper, Makala-UCSB	28	32	74	.432
3. Nafekh, Dani-UCD	35	56	130	.431
4. Nagel, Rachel-UCD	35	65	155	.419
5. Bates, Sarah-UCSB	29	61	148	.412
6. Bessolo, Nina-UCD	35	38	93	.409
7. Bassallo, Ayzhiana-CP	29	31	76	.408
8. Anderson, Emily-CP	29	39	101	.386
9. Hernandez, Aliceah-UCSB	24	25	66	.379
10. Evans, Mary Kate-CP	20	35	93	.376

ASSISTS

Player-Team	G	Assists	Avg/G
1. Kanoa, Tia-UH	30	154	5.1
2. Eaton, Kourtney-UCD	34	154	4.5
3. Tanabe, Hayley-CSUN	29	116	4.0
4. Curry, Michelle-UCR	30	115	3.8
5. Vega, Jade-CSF	29	110	3.8
6. Stahley, Dye-CP	27	94	3.5
7. Berry, Ma'Qhi-LBSU	31	107	3.5
8. Henderson, Meghann-CSUN	34	117	3.4
9. Saiki, Lauren-UCI	32	98	3.1
10. Roper, Makala-UCSB	28	81	2.9

STEALS

Player-Team	G	Stls.	Avg/G
1. Leaupepe, Dynn-CP	29	77	2.7
2. Wilson, Cecily-LBSU	31	69	2.2
3. McCowan, Martina-LBSU	28	58	2.1
4. Stahley, Dye-CP	27	53	2.0
5. Ritter, Andee-UCI	26	47	1.8
6. Leaupepe, Lynn-CP	25	45	1.8
7. Curry, Michelle-UCR	30	50	1.7
8. Saiki, Lauren-UCI	32	51	1.6
9. Kanoa, Tia-UH	30	47	1.6
10. Gill, Carolyn-CSF	28	41	1.5

BLOCKS

Player-Team	G	Blks.	Avg/G
1. Fluker, Channon-CSUN	34	89	2.6
2. Merriweather, Emma-LBSU	31	54	1.7
3. Bertsch, Morgan-UCD	35	55	1.6
4. Lewis, Skyler, UCR	30	46	1.5
5. Garza, Tahlia-UCI	32	42	1.3
6. Baogni, Tessa-CSUN	34	44	1.3
7. Smith, Daeja-CSF	28	34	1.2
8. Ewodo, Marina-UCR	33	33	1.0
9. Anderson, Marly-UCD	35	30	0.9

3-POINT FIELD GOALS MADE

Player-Team	G	3FG	Avg/G
1. Thompson, Hannah-CSF	29	72	2.5
2. Bates, Sarah-UCSB	29	61	2.1
3. Porter, Sarah-UCSB	29	57	2.0
4. Gertz, Jessica-LBSU	31	59	1.9
5. Holt, Lauren-UCR	33	62	1.9
6. Nagel, Rachel-UCD	35	65	1.9
7. Ritter, Andee-UCI	26	46	1.8
8. Nafekh, Dani-UCD	35	56	1.6
9. Salanoa, Lahni-UH	30	47	1.6
10. Hunt, Naomi-LBSU	31	48	1.5

ASSIST/TURNOVER RATIO

Player-Team	G	Asst.	T/O	Av.
1. Eaton, Kourtney-UCD	34	154	68	2.3
2. Kanoa, Tia-UH	30	154	81	1.9
3. Tanabe, Hayley-CSUN	29	116	64	1.8
4. Stahley, Dye-CP	27	94	55	1.6
5. Saiki, Lauren-UCI	32	98	77	1.3
6. Henderson, Meghann-CSUN	34	117	102	1.1
7. Berry, Ma'Qhi-LBSU	31	107	95	1.1
8. Vega, Jade-CSF	29	110	102	1.1
9. Curry, Michelle	30	115	120	1.0

BIG WEST STATISTICS

2017-2018 FINAL BIG WEST CONFERENCE STATISTICS

SCORING OFFENSE

Team	G	W-L	Pts	Avg.
1. UC Irvine	32	18-14	2305	72.0
2. UC Davis	35	28-7	2513	71.8
3. Cal Poly	29	17-12	2072	71.4
4. UC Santa Barbara	29	12-17	1919	66.2
5. UC Riverside	33	11-22	2180	66.1
6. CSUN	35	19-16	2282	65.2
7. Long Beach State	31	8-23	1963	63.3
8. Hawai'i	30	12-18	1890	63.0
9. Cal State Fullerton	29	8-21	1736	59.9

SCORING DEFENSE

Team	G	Pts	Avg.
1. UC Davis	35	2189	62.5
2. CSUN	35	2256	64.5
3. Cal State Fullerton	29	1902	65.6
4. UC Santa Barbara	29	1975	68.1
5. Hawai'i	30	2060	68.7
6. UC Irvine	32	2254	70.4
7. UC Riverside	33	2334	70.7
8. Long Beach State	31	2215	71.5
9. Cal Poly	29	2135	73.6

SCORING MARGIN

Team	G	Off	Def	Mar.
1. UC Davis	35	71.8	62.5	+9.3
2. UC Irvine	32	72.0	70.4	+1.6
3. CSUN	35	65.2	64.5	+0.7
4. UC Santa Barbara	29	66.2	68.1	-1.9
5. Cal Poly	29	71.4	73.6	-2.2
6. UC Riverside	33	66.1	70.7	-4.7
7. Hawai'i	30	63.0	68.7	-5.7
8. Cal State Fullerton	29	59.9	65.6	-5.7
9. Long Beach State	31	63.3	71.5	-8.1

FREE THROW PERCENTAGE

Team	G	FTM	FTA	Pct.
1. UC Davis	35	344	458	.751
2. UC Irvine	32	442	618	.715
3. Cal Poly	29	404	567	.713
4. UC Riverside	33	403	568	.710
5. CSUN	35	452	648	.698
6. UC Santa Barbara	29	287	412	.697
7. Cal State Fullerton	29	412	598	.689
8. Hawai'i	30	402	587	.685
9. Long Beach State	31	302	502	.602

FIELD GOAL PERCENTAGE

Team	G	FGM	FGA	Pct.
1. UC Davis	35	940	2000	.470
2. UC Santa Barbara	29	695	1689	.411
3. CSUN	35	826	2051	.403
4. UC Irvine	32	825	2065	.400
5. UC Riverside	33	829	2084	.398
6. Hawai'i	30	666	1682	.396
7. Cal Poly	29	744	1898	.392
8. Long Beach State	31	729	1878	.388
9. Cal State Fullerton	29	584	1535	.380

FIELD GOAL PERCENTAGE DEFENSE

Team	G	FGM	FGA	Pct.
1. UC Davis	35	805	2175	.370
2. CSUN	35	823	2212	.372
3. UC Riverside	33	798	1952	.409
4. Long Beach State	31	772	1874	.412
5. UC Irvine	32	799	1922	.416
6. Cal State Fullerton	29	718	1702	.422
7. Cal Poly	29	723	1685	.429
8. Hawai'i	30	758	1752	.433
9. UC Santa Barbara	29	740	1709	.433

3-POINT FIELD GOAL PERCENTAGE

Team	G	FGM	FGA	Pct.
1. UC Davis	35	289	729	.396
2. UC Santa Barbara	29	242	688	.352
3. Cal Poly	29	180	557	.323
4. Cal State Fullerton	29	156	497	.314
5. UC Irvine	32	213	691	.308
6. Long Beach State	31	203	668	.304
7. Hawai'i	30	156	528	.295
8. CSUN	35	178	663	.268
9. UC Riverside	33	119	462	.258

3-POINT FIELD GOAL PERCENTAGE DEFENSE

Team	G	FGM	FGA	Pct.
1. UC Santa Barbara	29	131	424	.309
2. UC Davis	35	205	660	.311
3. Cal State Fullerton	29	145	452	.321
4. Hawai'i	30	151	467	.323
5. CSUN	35	251	775	.324
6. UC Irvine	32	193	592	.326
7. Long Beach State	31	229	693	.330
8. Cal Poly	29	204	604	.338
9. UC Riverside	33	233	679	.343

REBOUNDING

Team	G	Reb.	Avg.
1. CSUN	35	1535	43.9
2. UC Riverside	33	1309	39.7
3. Cal Poly	29	1141	39.3
4. UC Irvine	32	1192	37.2
5. UC Santa Barbara	29	1039	35.8
6. Cal State Fullerton	29	1031	35.6
7. UC Davis	35	1220	34.9
8. Long Beach State	31	1075	34.7
9. Hawai'i	30	1027	34.2

BIG WEST RECAP



PLAYER OF THE YEAR

Channon Fluker, CSUN

FRESHMAN OF THE YEAR

Jordan Sanders, UC Irvine

COACH OF THE YEAR

Jennifer Gross, UC Davis

DEFENSIVE PLAYER OF THE YEAR

Channon Fluker, CSUN

SIXTH WOMAN OF THE YEAR

Ayzhiana Basallo, Cal Poly

HUSTLE PLAYER OF THE YEAR

Dye Stahley, Cal Poly

FIRST TEAM

Dynn LeaupepeCal Poly
 Channon FlukerCSUN
 Morgan Bertsch UC Davis
 Morgan Green UC Irvine
 Drew Edelman UC Santa Barbara
 Sarah ToeainaHawai'i

SECOND TEAM

Daeja Smith Cal State Fullerton
 Tessa BoagniCSUN
 Pele Gianotti UC Davis
 Rachel Nagel UC Davis
 Michelle Curry UC Riverside
 Lauren Holt UC Riverside

HONORABLE MENTION

Lynn LeaupepeCal Poly
 Shanaijah Davison Long Beach State
 Naomi Hunt Long Beach State
 Cecily Wilson Long Beach State
 Dani Nafekh UC Davis
 Jordan Sanders UC Irvine
 Sarah BatesUC Santa Barbara

ALL-FRESHMAN TEAM

Shanaijah Davison Long Beach State
 Naomi Hunt Long Beach State
 Cierra Hall UC Davis
 Jordan Sanders UC Irvine
 Sarah BatesUC Santa Barbara

2017-18 FINAL BIG WEST CONFERENCE STANDINGS

	Conference			Overall		
	W	L	Pct.	W	L	Pct.
UC Davis^	14	2	.875	28	7	.800
Cal Poly	11	5	.688	17	12	.586
UC Irvine	10	6	.625	18	14	.563
UC Santa Barbara	9	7	.563	12	17	.414
CSUN&	8	8	.500	19	16	.543
UC Riverside	6	10	.375	11	22	.333
Long Beach State	6	10	.375	8	23	.258
Hawaii	5	11	.333	12	18	.400
Cal State Fullerton	3	13	.188	8	21	.276

^ - Regular season champion

& - Big West Tournament champion

2018 BIG WEST TOURNAMENT RESULTS

Tuesday, March 6 (First Round - Fullerton, Calif.)

(5) CSUN 62, (8) Hawai'i 57
 (6) UC Riverside 79, (7) Long Beach State 66

Wednesday, March 7 (Quarterfinals - Fullerton, Calif.)

(6) UC Riverside 86, UC Irvine 74
 (5) CSUN 72, UC Santa Barbara 63

Friday, March 9 (Semifinals - Honda Center)

(1) UC Davis 49, (6) UC Riverside 46
 (5) CSUN 73, (2) Cal Poly 50

Saturday, March 10 (Finals - Honda Center)

(5)CSUN 63, (1) UC Davis 55


2017-18 BIG WEST PLAYERS OF THE WEEK

DATE	PLAYER	TEAM	YEAR
Nov. 13	Morgan Bertsch	UC Davis	Jr.
Nov. 20	Sarah Toeaina	Hawai'i	Sr.
Nov. 27	Rachel Nagel	UC Davis	Sr.
Dec. 4	Channon Fluker	CSUN	Jr.
Dec. 11	Channon Fluker	CSUN	Jr.
Dec. 18	Dynn Leaupepe	Cal Poly	Sr.
Dec. 26	Daeja Smith	Cal State Fullerton	Jr.
Jan. 1	Channon Fluker	CSUN	Jr.
Jan. 8	Dynn Leaupepe	Cal Poly	Sr.
Jan. 15	Morgan Green	UC Irvine	Jr.
Jan. 22	Channon Fluker	CSUN	Jr.
Jan. 29	Channon Fluker	CSUN	Jr.
Feb. 5	Dynn Leaupepe	CP	Sr.
Feb. 12	Morgan Bertsch	UC Davis	Jr.
Feb. 19	Drew Edelman	UC Santa Barbara	Sr.
Feb. 26	Lynn Leaupepe	Cal Poly	Sr.
March 5	Morgan Green	UC Irvine	Jr.

2017-18 BIG WEST ALL-ACADEMIC TEAM (LBSU Only)

PLAYER	YR.	MAJOR	HOMETOWN
Alzena Henry	So.	Sociology	Portland, Ore.
Martina McCowan Jr.		Journalism	Portland, Ore.

HISTORY & RECORDS



PENNY TOLER

Two-Time Kodak All-American

Two-Time Conference Player of the Year

1988 All-NCAA Final Four Team

1,000-POINT SCORERS



LaTaunya Pollard - 3,001 Points

YEAR	G	FGM-A	FG%	3FGM-A	3FG%	FTM-A	FT%	PTS	AVG
1979-80	34	295-570	.518	N/A	N/A	70-94	.745	660	19.4
1980-81	34	325-602	.540	N/A	N/A	83-121	.686	733	21.6
1981-82	29	292-540	.541	N/A	N/A	117-154	.760	701	24.2
1982-83	31	376-721	.521	N/A	N/A	155-201	.771	907	29.3
Career	128	1,288-2,433	.529	N/A	N/A	425-570	.746	3,001	23.4



Cindy Brown - 2,696 Points

YEAR	G	FGM-A	FG%	3FGM-A	3FG%	FT-A	FT%	PTS	AVG
1983-84	30	134-262	.554	N/A	N/A	50-79	.633	318	10.6
1984-85	30	228-387	.589	N/A	N/A	143-210	.681	599	20.0
1985-86	33	324-544	.596	N/A	N/A	157-226	.695	805	24.4
1986-87	35	362-625	.579	N/A	N/A	250-317	.789	974	27.8
Career	128	1,048-1,818	.576	N/A	N/A	600-832	.721	2,696	21.1



Penny Toler - 2,193 Points

YEAR	G	FG-A	FG%	3FGM-A	3FG%	FTM-A	FT%	PTS	AVG
1986-87	36	350-642	.545	N/A	N/A	87-113	.770	787	21.9
1987-88	30	290-571	.508	1-5	.200	94-120	.783	675	22.5
1988-89	35	293-590	.497	0-4	.000	145-177	.819	731	20.9
Career	101	933-1,803	.517	1-9	.111	326-410	.795	2,193	21.7



Kim Maddox - 1,777 Points

YEAR	G	FG-A	FG%	3FGM-A	3FG%	FTM-A	FT%	PTS	AVG
1977-78	25	143-377	.379	N/A	N/A	39-64	.609	327	13.1
1978-79	29	197-405	.486	N/A	N/A	61-97	.629	455	15.7
1979-80	34	256-530	.483	N/A	N/A	70-97	.722	582	17.1
1980-81	33	183-381	.480	N/A	N/A	47-66	.712	413	12.5
Career	121	779-1,693	.460	N/A	N/A	217-324	.670	1,777	14.7



Kirsten Cummings - 1,740 Points

YEAR	G	FGM-A	FG%	3FGM-A	3FG%	FTM-A	FT%	PTS	AVG
1981-82	29	134-287	.479	N/A	N/A	67-105	.638	335	11.6
1982-83	26	180-345	.522	N/A	N/A	64-97	.660	424	16.3
1983-84	27	195-401	.486	N/A	N/A	89-117	.761	479	17.7
1984-85	31	216-386	.560	N/A	N/A	70-89	.787	502	16.2
Career	113	725-1,419	.511	N/A	N/A	290-408	.711	1,740	15.4



Dana Wilkerson - 1,635 Points

YEAR	G	FGM-A	FG%	3FGM-A	3FG%	FTM-A	FT%	PTS	AVG
1987-88	33	94-201	.468	2-8	.250	56-93	.602	246	7.5
1988-89	35	134-256	.523	2-7	.286	69-109	.633	339	9.7
1989-90	34	208-475	.438	8-26	.308	106-140	.757	530	15.6
1990-91	32	208-464	.448	9-36	.250	95-140	.679	520	16.3
Career	134	644-1,396	.461	21-77	.273	326-482	.676	1,635	12.2

1,000-POINT SCORERS



Karina Figueroa - 1,517 Points

YEAR	G	FGM-A	FG%	3FGM-A	3FG%	FTM-A	FT%	PTS	AVG
2005-06	20	69-179	.406	8-29	.276	45-62	.726	191	9.6
2006-07	32	187-534	.361	29-79	.367	117-144	.813	526	16.4
2007-08	21	93-254	.366	29-79	.367	52-66	.788	267	12.7
2009-10	30	170-429	.396	43-114	.377	150-189	.794	533	17.8
Career	103	519-1,396	.372	109-301	.362	364-461	.790	1,517	14.7



Raven Benton - 1,426 Points

YEAR	G	FGM-A	FG%	3FGM-A	3FG%	FTM-A	FT%	PTS	AVG
2013-14	32	117-297	.394	22-84	.262	134-187	.717	390	12.2
2014-15	24	89-220	.405	14-56	.250	84-110	.764	276	11.5
2015-16	33	140-353	.397	36-110	.327	130-174	.747	446	13.5
2016-17	27	105-257	.409	28-83	.337	76-109	.697	314	11.6
TOTALS	116	346-870	.398	72-250	.288	348-471	.739	1,426	12.5



Beth Schroeder - 1,401 Points

YEAR	G	FGM-A	FG%	3FGM-A	3FG%	FTM-A	FT%	PTS	AVG
1978-79	32	170-351	.484	N/A	N/A	60-88	.682	400	12.5
1979-80	34	155-332	.467	N/A	N/A	60-78	.769	370	10.9
1980-81	34	121-244	.496	N/A	N/A	54-66	.818	296	8.7
1981-82	29	145-309	.469	N/A	N/A	45-68	.662	335	11.6
Career	129	591-1,236	.478	N/A	N/A	219-300	.730	1,401	10.9



Melissa Gower - 1,397 Points

YEAR	Ga	FGM-A	FG%	3FGM-A	3FG%	FTM-A	FT%	PTS	AVG
1991-92	20	24-52	.462	0-0	.000	19-32	.594	67	3.4
1992-93	27	96-211	.455	0-0	.000	58-92	.630	250	9.3
1993-94	28	174-361	.482	0-0	.000	95-150	.622	443	15.8
1994-95	27	235-439	.535	0-0	.000	167-250	.668	637	23.6
Career	102	529-1,063	.498	0-0	.000	339-524	.647	1,397	13.7



Trise Jackson - 1,311 Points

YEAR	G	FGM-A	FG%	3FGM-A	3FG%	FTM-A	FT%	PTS	AVG
1989-90	34	164-362	.453	25-67	.373	77-98	.786	430	12.7
1990-91	32	137-312	.439	13-43	.302	66-82	.805	353	11.0
1991-92	30	195-463	.421	45-111	.405	93-117	.795	528	17.6
Career	96	496-1,137	.436	83-221	.376	236-297	.795	1,311	13.7



Kesha Wade - 1,253 Points

YEAR	G	FGM-A	FG%	3FGM-A	3FG%	FTM-A	FT%	PTS	AVG
1996-97	27	130-306	.425	0-1	.000	66-123	.537	326	12.1
1997-98	26	129-316	.408	0-4	.000	79-127	.622	337	13.0
1998-99	29	127-275	.462	0-3	.000	81-125	.648	335	11.6
1999-00	31	98-218	.450	0-0	.000	59-113	.522	255	8.2
Career	113	484-1,115	.434	0-8	.000	285-488	.584	1,253	11.1

1,000-POINT SCORERS



Faye Paige - 1,245 Points

YEAR	G	FGM-A	FG%	3FGM-A	3FG%	FTM-A	FT%	PTS	AVG
1981-82	30	51-137	.372	N/A	N/A	28-53	.528	130	4.3
1982-83	31	178-389	.458	N/A	N/A	65-117	.556	421	13.6
1983-84	18	110-245	.449	N/A	N/A	54-75	.720	274	15.2
1985-86	34	182-365	.499	N/A	N/A	56-95	.589	420	12.4
Career	113	521-1,136	.459	N/A	N/A	203-340	.597	1,245	11.0



Monica Havelka - 1,222 Points

YEAR	G	FGM-A	FG%	3FGM-A	3FG%	FTM-A	FT%	PTS	AVG
1974-75	16	77-175	.440	N/A	N/A	20-37	.540	170	10.6
1975-76	25	140-336	.417	N/A	N/A	64-102	.627	344	13.8
1976-77	24	127-252	.503	N/A	N/A	76-115	.660	334	13.9
1977-78	27	159-306	.519	N/A	N/A	56-81	.691	374	13.9
Career	92	503-1,069	.471	N/A	N/A	216-335	.645	1,222	13.3



Shameil Coleman - 1,163 Points

YEAR	G	FGM-A	FG%	3FGM-A	3FG%	FTM-A	FT%	PTS	AVG
1985-86	25	43-88	.489	N/A	N/A	13-32	.406	99	4.0
1986-87	35	118-233	.506	N/A	N/A	51-71	.718	287	8.2
1987-88	34	144-275	.524	1-3	.333	60-88	.682	349	10.3
1988-89	35	166-336	.494	3-7	.429	93-129	.721	428	12.2
Career	129	471-932	.505	4-10	.400	217-320	.678	1,163	9.0



Lynne Stith - 1,151 Points

YEAR	G	FGM-A	FG%	3FGM-A	3FG%	FTM-A	FT%	PTS	AVG
1974-75	17	92-214	.429	N/A	N/A	27-44	.613	210	12.3
1975-76	19	40-91	.439	N/A	N/A	36-48	.750	116	6.1
1976-77	24	132-327	.403	N/A	N/A	75-104	.721	340	14.1
1977-78	27	209-340	.614	N/A	N/A	67-89	.752	485	18.0
Career	87	473-972	.487	N/A	N/A	205-285	.719	1,151	13.2



Crystal McCutcheon - 1,140 Points

YEAR	G	FGM-A	FG%	3FGM-A	3FG%	FTM-A	FT%	PTS	AVG
2003-04	28	103-245	.420	15-44	.341	59-78	.756	280	10.0
2004-05	28	140-300	.467	41-87	.471	62-80	.775	383	13.7
2005-06	28	167-416	.401	63-168	.375	80-96	.833	477	17.0
Career	84	410-961	.427	119-299	.398	201-254	.791	1,140	13.6



Alex Sanchez - 1,125 Points

YEAR	G	FGM-A	FG%	3FGM-A	3FG%	FTM-A	FT%	PTS	AVG
2011-12	32	100-228	.439	21-88	.239	73-98	.745	294	9.2
2012-13	32	106-245	.433	36-106	.340	90-111	.811	338	10.6
2013-14	24	83-183	.454	22-65	.338	44-55	.800	232	9.7
2014-15	32	86-219	.429	28-84	.333	61-76	.803	261	8.2
Career	120	375-875	.429	107-343	.312	268-340	.788	1,125	9.4

1,000-POINT SCORERS



Anna Kim - 1,118 Points

YEAR	G	FGM-A	FG%	3FGM-A	3FG%	FTM-A	FT%	PTS	AVG
2013-14	32	82-196	.418	33-78	.428	50-67	.746	247	7.7
2014-15	32	95-209	.455	16-55	.291	83-108	.769	289	9.0
2015-16	33	87-215	.405	30-86	.349	59-83	.711	263	8.0
2016-17	32	107-239	.448	34-86	.395	71-95	.747	319	10.0
TOTALS	129	371-859	.432	113-305	.370	263-353	.745	1,118	8.7



Sabrina Scudiero-Starkey - 1,098 Points

YEAR	G	FGM-A	FG%	3FGM-A	3FG%	FTM-A	FT%	PTS	AVG
1978-79	32	98-231	.424	N/A	N/A	71-102	.696	267	8.3
1979-80	30	130-276	.471	N/A	N/A	71-95	.747	331	11.0
1980-81	29	108-238	.454	N/A	N/A	60-85	.706	276	9.5
1981-82	29	94-223	.422	N/A	N/A	36-49	.735	224	7.7
Career	120	430-968	.444	N/A	N/A	238-331	.719	1,098	9.2



Rhonda Smith - 1,075 Points

YEAR	G	FGM-A	FG%	3FGM-A	3FG%	FTM-A	FT%	PTS	AVG
1998-99	29	167-320	.522	0-0	.000	66-123	.537	400	13.8
1999-00	32	270-496	.544	0-1	.000	135-215	.628	675	21.1
Career	61	437-816	.536	0-1	.000	201-338	.595	1,075	17.6



Penny Moore - 1,073 Points

YEAR	G	FGM-A	FG%	3FGM-A	3FG%	FTM-A	FT%	PTS	AVG
1988-89	35	98-217	.452	3-10	.300	38-62	.613	237	6.8
1989-90	33	202-449	.450	16-62	.258	61-93	.656	481	14.6
1990-91	27	144-317	.454	6-24	.250	61-102	.598	355	13.2
Career	95	444-983	.452	25-96	.260	160-257	.623	1,073	11.3



Angelique Lee - 1,067 Points

YEAR	G	FGM-A	FG%	3FGM-A	3FG%	FTM-A	FT%	PTS	AVG
1987-88	34	152-289	.526	0-0	.000	65-122	.533	369	10.9
1988-89	31	107-227	.471	0-0	.000	53-74	.716	267	8.6
1989-90	33	161-391	.412	0-0	.000	109-154	.708	431	13.1
Career	98	420-907	.463	0-0	.000	227-350	.649	1,067	10.9



Kari Parriott - 1,038 Points

YEAR	G	FGM-A	FG%	3FGM-A	3FG%	FTM-A	FT%	PTS	AVG
1989-90	29	108-206	.524	0-0	.000	66-86	.767	282	9.7
1990-91	32	150-281	.534	0-0	.000	89-124	.718	389	12.2
1991-92	31	144-268	.537	0-0	.000	79-114	.693	367	11.8
Career	92	402-755	.532	0-0	.000	234-324	.722	1,038	11.3



Lauren Spargo - 1,018 Points

YEAR	G	FGM-A	FG%	3FGM-A	3FG%	FTM-A	FT%	PTS	AVG
2011-12	31	79-229	.345	39-133	.293	17-28	.607	214	6.9
2012-13	32	88-240	.367	40-138	.290	28-41	.683	244	7.6
2013-14	27	97-265	.366	43-151	.285	44-59	.746	281	10.4
2014-15	32	105-307	.342	49-172	.285	20-43	.465	279	8.7
Career	122	369-1,041	.354	171-594	.288	109-171	.637	1,018	8.3

RETIRED NUMBERS



#53
Cindy Brown
1984-87



Brown was instrumental in the 49ers' first Final Four appearance in 1987. In addition to being a two-time All-American, Brown was also named the PCAA Player of the Year in 1986-87. She finished her career at LBSU ranked second in career points and first in total rebounds and steals. Also, her 60 points in one game still remains the NCAA individual scoring record over 25 years later. Brown went on to win a Gold Medal as a member of the 1988 U.S. Olympic Team.

YEAR	G	FGM-A	FG%	3FGM-A	3FG%	FTM-A	FT%	PTS	AVG
1983-84	30	134-262	.554	N/A	N/A	50-79	.633	318	10.6
1984-85	30	228-387	.589	N/A	N/A	143-210	.681	599	20.0
1985-86	33	324-544	.596	N/A	N/A	157-226	.695	805	24.4
1986-87	35	362-625	.579	N/A	N/A	250-317	.789	974	27.8
Career	128	1048-1818	.576	N/A	N/A	600-832	.721	2,696	21.1



#15
LaTaunya Pollard
1980-83

The 1983 Wade Trophy award winner, Pollard set the standard for others to follow at Long Beach State. Pollard left LBSU as the school-record holder in scoring, field goals made and free throws made, and was second in rebounds and field goal percentage. Pollard was a two-time All-American, and is the only 49er in program history to eclipse 3,000 career points. A two-time conference player of the year, she was a member of the 1980 U.S. Olympic team.



YEAR	G	FGM-A	FG%	3FGM-A	3FG%	FTM-A	FT%	PTS	AVG
1979-80	34	295-570	.518	N/A	N/A	70-94	.745	660	19.4
1980-81	34	325-602	.540	N/A	N/A	83-121	.686	733	21.6
1981-82	29	292-540	.541	N/A	N/A	117-154	.760	701	24.2
1982-83	31	376-721	.521	N/A	N/A	155-201	.771	907	29.3
Career	128	1288-2433	.529	N/A	N/A	425-570	.746	3,001	23.4



#4
Penny Toler
1987-89



Toler was a key member of Long Beach State's Final Four teams in 1987 and 1988. A two-time All-American and Co-Big West Player of the Year, Toler amassed a then school-record 513 assists in her three-year career. She, along with Pollard and Brown, are also the only 49ers to score over 2,000 career points. Toler went on to play for the WNBA's Los Angeles Sparks for three years and she is commonly remembered as the first player to score a basket in the WNBA.

YEAR	G	FGM-A	FG%	3FGM-A	3FG%	FTM-A	FT%	PTS	AVG
1986-87	36	350-642	.545	N/A	N/A	87-113	.770	787	21.9
1987-88	30	290-571	.508	1-5	.200	94-120	.783	675	22.5
1988-89	35	293-590	.497	0-4	.000	145-177	.819	731	20.9
Career	101	933-1803	.517	1-9	.111	326-410	.795	2,193	21.7

NCAA TOURNAMENT HISTORY

NCAA TOURNAMENTS: 12
OVERALL RECORD: 18-12

FINAL FOURS: 2
OVERALL RECORD: 0-2

Date	Reg.	Round	Seed		Opponent	Result	Score	Arena	City
			LB	Opp					
3/12/82	W	First Round	1	8	Howard	W	95-57	Gold Mine	Long Beach, Calif.
3/19/82	W	Regional Semi	1	4	Drake	L	78-91	Maples Pavilion	Palo Alto, Calif.
3/19/83	W	First Round	2	7	Stephen F. Austin	W	88-61	Gold Mine	Long Beach, Calif.
3/24/83	W	Regional Semi	2	3	Oregon State	W	92-72	Pauley Pavilion	Los Angeles, Calif.
3/26/83	W	Regional Final	2	1	USC	L	74-81	Pauley Pavilion	Los Angeles, Calif.
3/16/84	W	First Round	2	7	UNLV	W	78-58	Sports Arena	Los Angeles, Calif.
3/22/84	W	Regional Semi	2	6	San Diego State	W (ot)	91-73	Sports Arena	Los Angeles, Calif.
3/24/84	W	Regional Final	2	1	USC	L	74-90	Sports Arena	Los Angeles, Calif.
3/16/85	W	First Round	1	8	BYU	W	112-85	Gold Mine	Long Beach, Calif.
3/21/85	W	Regional Semi	1	4	USC	W	75-72	Pauley Pavilion	Los Angeles, Calif.
3/23/85	W	Regional Final	1	2	Georgia	L	82-97	Pauley Pavilion	Los Angeles, Calif.
3/15/86	W	Second Round	3	6	Texas Tech	W (ot)	78-73	Gold Mine	Long Beach, Calif.
3/20/86	W	Regional Semi	3	2	Louisiana Tech	L	69-71	Long Beach Arena	Long Beach, Calif.
3/14/87	W	Second Round	1	8	Washington	W	72-57	Gold Mine	Long Beach, Calif.
3/19/87	W	Regional Semi	1	4	Mississippi	W	94-55	Pauley Pavilion	Los Angeles, Calif.
3/21/87	W	Regional Final	1	2	Ohio State	W	102-82	Pauley Pavilion	Los Angeles, Calif.
3/27/87	W	Final Four Semi	1	2	Tennessee	L	64-74	Erwin Special Events Center	Austin, Texas
3/19/88	W	Second Round	2	7	Colorado	W	103-64	Gold Mine	Long Beach, Calif.
3/24/88	W	Regional Semi	2	3	Washington	W	104-78	Gold Mine	Long Beach, Calif.
3/26/88	W	Regional Final	2	1	Iowa	W	98-78	Gold Mine	Long Beach, Calif.
4/1/88	W	Final Four Semi	2	1	Auburn	L	55-68	Tacoma Dome	Tacoma, Wash.
3/19/89	E	Second Round	2	10	St. Joseph's	W	84-65	Gold Mine	Long Beach, Calif.
3/23/89	E	Regional Semi	2	3	Ohio State	W	89-83	Diddle Arena	Bowling Green, Ky.
3/25/89	E	Regional Final	2	1	Tennessee	L	80-94	Diddle Arena	Bowling Green, Ky.
3/14/90	W	First Round	6	11	California	W	87-84	Gold Mine	Long Beach, Calif.
3/17/90	W	Second Round	6	3	Stephen F. Austin	L	62-78	SFA Coliseum	Nacogdoches, Texas
3/16/91	W	Second Round	4	5	USC	W	83-58	Gold Mine	Long Beach, Calif.
3/21/91	W	Regional Semi	4	1	Georgia	L	77-87	Thomas & Mack Center	Las Vegas, Nev.
3/18/92	W	First Round	10	7	Creighton	L	66-79	Omaha Civic Auditorium	Omaha, Neb.
3/17/17	W	First Round	15	2	Oregon State	L	56-55	Gill Coliseum	Corvallis, Ore.



2017 NCAA TOURNAMENT

March 22-25

First and Second Rounds
Campus Sites

March 29-April 1

NCAA Regionals (4 Sites)
Albany, N.Y.
Chicago, Ill.
Greensboro, N.C.
Portland, Ore.

April 5 & April 7

NCAA Final Four
Amalie Arena - Tampa, Fla.

NCAA TOURNAMENT RECORDS

NCAA Tournament - LBSU Team Records

POINTS

112	vs. BYU	3/16/85
104	vs. Washington	3/24/88
103	vs. Colorado	3/19/88

FIELD GOALS MADE

47	vs. BYU	3/16/85
45	vs. Ohio State	3/21/87
43	vs. Colorado	3/19/88

FIELD GOALS ATTEMPTED

84	vs. BYU	3/16/85
82	vs. Oregon State	3/21/87
75	vs. Colorado	3/19/88

FIELD GOAL PCT.

60.4	vs. USC	3/21/85
60.3	vs. USC	3/16/91
60.0	vs. Mississippi	3/19/87

3-POINT FIELD GOALS MADE

10	at Oregon State	3/17/17
6	at Creighton	3/18/92
4	at Stephen F. Austin	3/17/90
4	vs. Tennessee	3/25/89
4	vs. St. Joseph's	3/19/89

3-POINT FIELD GOALS ATT.

21	at Stephen F. Austin	3/17/90
16	at Creighton	3/18/92
13	vs. Tennessee	3/25/89

3-POINT FIELD GOAL PCT.

55.6	at Oregon State	3/17/17
44.4	vs. St. Joseph's	3/19/89
37.5	at Creighton	3/18/92
37.5	vs. Georgia	3/21/91

FREE THROWS MADE

33	vs. Iowa	3/26/88
31	vs. California	3/14/90
30	vs. Washington	3/24/88

FREE THROWS ATTEMPTED

42	vs. Iowa	3/26/88
42	vs. Howard	3/12/82
40	vs. California	3/14/90
40	vs. Washington	3/24/88

FREE THROW PCT.

94.1	vs. Colorado	3/19/88
85.7	vs. Georgia	3/21/91
85.7	vs. Tennessee	3/25/89

REBOUNDS

58	vs. Howard	3/12/82
54	vs. BYU	3/16/85
54	vs. San Diego State	3/22/84

FOULS

33	vs. Tennessee	3/25/89
27	vs. Drake	3/19/82
26	vs. Washington	3/24/88

ASSISTS

29	vs. Howard	3/12/82
27	vs. BYU	3/16/85
25	vs. Texas Tech	3/15/86

TURNOVERS

30	vs. USC	3/21/85
28	at Stephen F. Austin	3/17/90
25	vs. Texas Tech	3/15/86
25	vs. BYU	3/16/85

BLOCKS

10	vs. Colorado	3/19/88
9	vs. BYU	3/16/85
9	vs. San Diego State	3/22/84

STEALS

15	vs. Ohio State	3/21/87
14	vs. USC	3/16/91
14	vs. Colorado	3/19/88

NCAA Tournament - LBSU Individual Records

POINTS

40	Cindy Brown vs. Ohio State	3/21/87
40	LaTaunya Pollard vs. Howard	3/12/82
37	LaTaunya Pollard vs. USC	3/26/83

FIELD GOALS MADE

15	Cindy Brown vs. Ohio State	3/21/87
15	LaTaunya Pollard vs. Drake	3/19/82
14	LaTaunya Pollard vs. USC	3/26/83
14	LaTaunya Pollard vs. Oregon State	3/24/83

FIELD GOALS ATTEMPTED

26	Penny Toler vs. Washington	3/14/87
26	Cindy Brown vs. Ohio State	3/21/87
25	Penny Toler vs. Tennessee	3/27/87

FIELD GOAL PCT. (Min. 10 FGA)

76.4	Cindy Brown vs. Mississippi	3/19/87
71.4	Kirsten Cummings vs. USC	3/21/85
70.0	Cheryl Dowell vs. Tennessee	3/25/89
70.0	Cheryl Dowell vs. St. Joseph's	3/19/89

3-POINT FIELD GOALS MADE

5	Trise Jackson at Creighton	3/18/92
3	Jessica Gertz at Oregon State	3/17/17
3	Madison Montgomery at Oregon State	3/17/17
3	Traci Waites vs. St. Joseph's	3/19/89

3-POINT FIELD GOALS ATTEMPTED

7	Trise Jackson at Creighton	3/18/92
7	Traci Waites vs. Tennessee	3/25/89
7	Madison Montgomery at Oregon State	3/17/17
6	Traci Waites vs. St. Joseph's	3/19/89

3-POINT FIELD GOAL PCT. (Min. 5 3-POINT FGA)

71.4	Trise Jackson at Creighton	3/18/92
50.0	Traci Waites vs. St. Joseph's	3/19/89
42.8	Madison Montgomery at Oregon State	3/17/17
40.0	Penny Moore at Stephen F. Austin	3/17/90

FREE THROWS MADE

14	LaTaunya Pollard vs. Howard	3/12/82
10	Cindy Brown vs. Ohio State	3/21/87
9	LaTaunya Pollard vs. USC	3/26/83

FREE THROWS ATTEMPTED

18	LaTaunya Pollard vs. Howard	3/12/82
13	Cindy Brown vs. Tennessee	3/27/87
13	LaTaunya Pollard vs. USC	3/26/83

FREE THROW PCT. (Min. 7 FTA)

1.000	Trise Jackson vs. Georgia	3/21/91
1.000	Cheryl Dowell vs. Washington	3/24/88
1.000	Margaret Mohr vs. San Diego State	3/22/84

REBOUNDS

18	Cindy Brown vs. Tennessee	3/27/87
18	Kirsten Cummings vs. Oregon State	3/24/83
16	Carol Brandt vs. BYU	3/16/85

ASSISTS

11	Beth Schroeder vs. Howard	3/12/82
10	Roslinde Boger vs. BYU	3/16/85
9	Penny Toler vs. Mississippi	3/19/87

BLOCKS

6	Faye Paige vs. Oregon State	3/24/83
5	Cindy Brown vs. Texas Tech	3/15/86
5	Janet Davis vs. BYU	3/16/85
5	Cindy Brown vs. San Diego State	3/22/84

STEALS

6	Trise Jackson at Creighton	3/18/92
6	Dana Wilkerson vs. USC	3/16/91
6	Roslinde Boger vs. BYU	3/16/85

Miscellaneous NCAA Records

Record by Year

Year	W-L
1982	1-1
1983	2-1
1984	2-1
1985	2-1
1986	1-1
1987	3-1
1988	3-1
1989	2-1
1990	1-1
1991	1-1
1992	0-1
2017	0-1
Totals	18-12

OT Game Record

2-0	
3/22/84	San Diego State W, 91-73
3/15/86	Texas Tech W, 78-73

LBSU vs. NCAA Opponents

Auburn	0-1
BYU	1-0
California	1-0
Colorado	1-0
Creighton	0-1
Drake	0-1
Georgia	0-2
Howard	1-0
Iowa	1-0
Louisiana Tech	0-1
Mississippi	1-0
Ohio State	2-0
Oregon State	1-1
Saint Joseph's	1-0
San Diego State	1-0
Stephen F. Austin	1-1
Tennessee	0-2
Texas Tech	1-0
UNLV	1-0
USC	2-2
Washington	2-0

Largest Margin of Victory

39	Colorado, 3/19/88 (103-64)
39	Mississippi, 3/19/87 (94-55)
38	Howard, 3/12/82 (95-57)

Largest Margin of Defeat

16	Stephen F. Austin, 3/17/90 (62-78)
16	USC, 3/24/84 (74-90)
15	Georgia, 3/23/85 (82-97)

100-Point Games

112	BYU, 3/16/85 (112-85)
104	Washington, 3/24/88 (104-78)
103	Colorado, 3/19/88 (103-64)
102	Ohio State, 3/21/87 (102-82)

1986-87 FINAL FOUR TEAM

No.	Name	Pos.	Ht.	Yr.	PPG	RPG	APG	Hometown / Previous School
4	Penny Toler	G	5-8	So.	21.9	2.9	6.6	Washington D.C. / St. Anthony's HS
11	Scheron Douglas	G/F	5-10	Sr.	4.1	1.9	1.1	San Francisco, Calif. / S. San Francisco HS
12	Shameil Coleman	G/F	5-11	So.	8.2	4.3	1.6	Los Angeles, Calif. / Fairfax HS
14	Bettina Turner	F	6-0	So.	5.4	2.6	0.7	Colbert, Okla. / Colbert HS
21	Shannon Smith	F	6-3	Fr.	8.9	6.4	1.3	Seattle, Wash. / Franklin HS
24	Vicki Austin	G	5-7	So.	2.9	0.7	1.5	East Moline, Ill. / United Township HS
25	Lisa Ellis	C	6-6	So.	5.4	5.0	0.3	Portland, Ore. / Reynolds HS
33	Margaret Mohr	G	5-8	Sr.	6.4	2.8	4.0	Thousand Oaks, Calif. / LaReina HS
42	Cheryl Dowell	F	6-1	So.	7.1	5.3	0.8	Evansville, Ind. / Bosse HS
53	Cindy Brown	F	6-2	Sr.	27.8	9.9	2.6	Portland, Ore. / Grant HS

Head Coach: Joan Bonvicini

Assistant Coaches: Michael Abraham, LaTaunya Pollard, Missy Rand

1986-87 SCHEDULE/RESULTS

N.28	a	Texas 100, LBSU 86
N.29	a	LBSU 94, Old Dominion 61
D.2		LBSU 106, Arizona State 69
D.5		LBSU 82, Oregon 69
D.7		LBSU 73, Oregon State 62
D.12	b	LBSU 76, Arkansas 58
D.13	b	LBSU 97, Texas A&M 71
D.15		LBSU 100, UCLA 65
J.3		LBSU 78, Fairfield 53
J.5	•	LBSU 117, UNLV 84
J.8	•	LBSU 80, San Diego State 59
J.10	•	LBSU 104, UC Irvine 55
J.12	•	LBSU 91, CS Fullerton 61
J.14		LBSU 99, Louisiana Tech 95 OT
J.17	•	LBSU 114, Fresno State 70
J.22	•	LBSU 120, San Jose State 53
J.24	•	LBSU 114, Pacific 65
J.26	•	LBSU 87, USC 69
J.29	•	LBSU 105, UC Santa Barbara 25
J.31	•	LBSU 79, Fresno State 78
F.5	•	LBSU 67, Hawaii 51
F.7	•	Hawaii 67, LBSU 66 OT
F.12	•	LBSU 115, UC Santa Barbara 50
F.14	•	LBSU 99, Pacific 46
F.16	•	LBSU 149, San Jose State 69
F.19	•	LBSU 86, UNLV 63
F.21	•	LBSU 109, San Diego State 73
F.26	•	LBSU 87, UC Irvine 54
F.28	•	LBSU 107, CS Fullerton 63
M.5	c-1	LBSU 123, Pacific 65
M.6	c-2	LBSU 108, San Diego State 74
M.7	c-2	LBSU 98, UNLV 57
M.14	d-1	LBSU 72, Washington 57
M.19	d-2	LBSU 94, Mississippi 55
M.21	d-2	LBSU 102, Ohio State 82
M.27	e	Tennessee 74, LBSU 64

Home games in **bold**.

- PCAA Game
- a USC/Los Angeles Times Tournament
- b LBSU Dial Soap Classic
- c-1 PCAA Tournament (Long Beach)
- c-2 PCAA Tournament (The Forum)
- d-1 NCAA 2nd Round (Long Beach)
- d-2 NCAA West Regionals (UCLA)
- e NCAA Final Four (Austin, Texas)



SEASON HIGHLIGHTS

- Overall Record: 33-3
- PCAA Record: 17-1
- Final National Rankings: AP-4, USA Today-4
- NCAA West Regional Champions
- PCAA Tournament Champions
- PCAA Regular Season Champions
- Cindy Brown: Naismith Award Finalist
- Cindy Brown: Kodak All-American, First Team
- Cindy Brown: All-NCAA Final Four
- Cindy Brown: NCAA West Region MVP
- Penny Toler: All-NCAA West Region
- Margaret Mohr: All-NCAA West Region
- Cindy Brown: All-PCAA First Team
- Penny Toler: All-PCAA First Team
- Shameil Coleman: All-PCAA Honorable Mention
- Shannon Smith: PCAA All-Freshman Team
- Penny Toler: PCAA Tournament MVP
- Cindy Brown: PCAA All-Tournament Team
- Shannon Smith: PCAA All-Tournament Team

1987-88 FINAL FOUR TEAM

No.	Name	Pos.	Ht.	Yr.	PPG	RPG	APG	Hometown / Previous School
3	Traci Waites	G	5-8	Jr.	10.9	3.8	4.5	Conyers, Ga. / Rockdale County HS
4	Penny Toler	G	5-8	Jr.	22.5	3.5	5.3	Washington D.C. / St. Anthony's HS
11	Dana Wilkerson	G	5-6	Jr.	7.5	2.7	3.6	Anderson, Ind. / Anderson HS
12	Shameil Coleman	G/F	5-11	Jr.	10.3	5.6	2.3	Los Angeles, Calif. / Fairfax HS
14	Bettina Turner	F	6-0	Jr.	5.0	1.6	1.6	Colbert, Okla. / Colbert HS
21	Shannon Smith	C	6-3	So.	10.8	7.2	1.3	Seattle, Wash. / Franklin HS
30	Carol Brandt	F	6-2	Sr.	4.7	2.7	0.5	Cerritos, Calif. / Cerritos HS
31	Tammy Joy	G	5-10	Fr.	2.1	1.3	0.2	Emmitsburg, Md. / Catoctin HS
32	Tonya Swoffer	F	6-2	Fr.	2.3	1.9	0.1	Independence, Mo. / William Chrisman HS
40	Angelique Lee	C	6-4	So.	10.9	6.5	0.2	Kansas City, Mo. / Van Horn HS
42	Cheryl Dowell	F/C	6-1	Jr.	8.4	6.7	1.1	Evansville, Ind. / Bosse HS
43	Lisa Reslock	G/F	6-1	Fr.	2.3	2.2	0.8	Portland, Ore. / St. Mary's HS

Head Coach: Joan Bonvicini

Assistant Coaches: Michael Abraham, Glenn McDonald

1987-88 SCHEDULE/RESULTS

D.3		LBSU 103, UCLA 57
D.5	a	Iowa 82, LBSU 75
D.6	a	LBSU 94, NC-Charlotte 56
D.11	b	LBSU 95, Toledo 53
D.12	b	Auburn 87, LBSU 76
D.18		Texas 99, LBSU 85
J.2	•	LBSU 91, UC Irvine 68
J.4	•	LBSU 70, UC Santa Barbara 44
J.7	•	LBSU 96, San Jose State 33
J.9	•	LBSU 72, Fresno State 56
J.16	•	LBSU 100, UNLV 74
J.20		Georgia 74, LBSU 64
J.22		Old Dominion 85, LBSU 76
J.28	•	LBSU 106, Pacific 52
J.30	•	LBSU 83, CS Fullerton 48
F.4	•	LBSU 79, Fresno State 64
F.6	•	LBSU 82, San Jose State 51
F.11	•	LBSU 101, UC Irvine 41
F.13	•	LBSU 82, UNLV 78
F.16		LBSU 80, USC 78
F.18	•	LBSU 96, San Diego State 76
F.20	•	LBSU 80, CS Fullerton 43
F.25	•	LBSU 77, Hawaii 65
F.27	•	LBSU 98, Pacific 57
M.1	•	LBSU 90, San Diego State 65
M.3	•	LBSU 91, UC Santa Barbara 64
M.5	•	LBSU 108, Hawaii 77
M.10	c-1	LBSU 77, Pacific 50
M.11	c-2	LBSU 94, San Diego State 78
M.12	c-2	LBSU 79, UNLV 58
M.19	d	LBSU 103, Colorado 64
M.24	e	LBSU 104, Washington 78
M.26	e	LBSU 98, Iowa 78
A.1	f	Auburn 68, LBSU 55

Home games in **bold**.

- PCAA Game
- a Northern Illinois Fastbreak Fest
- b LBSU Dial Soap Classic
- c-1 PCAA Tournament (Long Beach)
- c-2 PCAA Tournament (The Forum)
- d NCAA 2nd Round (Long Beach)
- e NCAA West Regionals (Long Beach)
- f NCAA Final Four (Tacoma, Wash.)



Season Highlights

- Overall Record: 28-6
- PCAA Record: 18-0
- Final National Rankings: AP-7, USA Today-4
- NCAA West Regional Champions
- PCAA Tournament Champions
- PCAA Regular Season Champions
- Penny Toler: Kodak All-American, First Team
- Penny Toler: All-NCAA Final Four
- Penny Toler: NCAA West Region MVP
- Traci Waites: All-NCAA West Region
- Penny Toler: Co-PCAA Player of the Year
- Penny Toler: All-PCAA First Team
- Shameil Coleman: All-PCAA Second Team
- Shannon Smith: All-PCAA Honorable Mention
- Dana Wilkerson: All-PCAA Honorable Mention
- Dana Wilkerson: PCAA All-Freshman Team
- Penny Toler: PCAA Tournament MVP
- Traci Waites: PCAA All-Tournament Team
- Shameil Coleman: PCAA All-Tournament Team

NCAA TOURNAMENT TEAMS

1981-82

24-6 Overall • 11-1 WCAA
WCAA Champions
NCAA Tournament • Sweet 16

1981-82 Roster

No.	Name	Pos.	Ht.	Yr.	Hometown (Previous School)
5	Jo Gabbard	F	5-10	Sr.	Oxnard, Calif. (Santa Clara HS)
10	Faye Paige	G	5-9	Fr.	Long Beach, Calif. (Poly HS)
13	Kimberly Farrell	C	6-2	Sr.	Burbank, Calif. (Burroughs HS)
15	LaTaunya Pollard	G	5-11	Jr.	East Chicago, Ind. (Roosevelt HS)
22	Sabrina Scudiero	F	5-11	Sr.	Torrance, Calif. (Miraleste HS)
23	Normela Upshaw	F	5-11	Jr.	East Chicago, Ind. (Roosevelt HS)
24	Rosemary Tilmon	G/F	5-10	Fr.	Palm Springs, Calif. (Palm Springs HS)
30	Beth Schroeder	G	5-9	Sr.	Fountain Valley, Calif. (Los Amigos HS)
31	Kris Franklin	C	6-2	Sr.	Redding, Calif. (Shasta HS)
40	Nina Leonard	C	6-4	So.	Chicago, Ill. (Carver HS)
42	Roslind Boger	G	5-8	Fr.	Los Angeles, Calif. (Los Angeles HS)
55	Kirsten Cummings	F	6-3	Fr.	San Diego, Calif. (Patrick Henry HS)

Head Coach: Joan Bonvicini

Assistant Coach: Bill Nepfel

Assistant Coach: Ed Ratleff

1982-83

24-7 Overall • 12-2 WCAA
WCAA - 2nd Place
NCAA Tournament • Elite Eight

1982-83 Roster

No.	Name	Pos.	Ht.	Yr.	Hometown (Previous School)
5	Angie Stovall	G	5-9	Fr.	Lynwood, Calif. (Lynwood HS)
10	Faye Paige	G	5-9	So.	Long Beach, Calif. (Poly HS)
15	LaTaunya Pollard	G	5-11	Jr.	East Chicago, Ind. (Roosevelt HS)
23	Normela Upshaw	F	5-11	Jr.	East Chicago, Ind. (Roosevelt HS)
24	Rosemary Tilmon	G/F	5-10	Fr.	Palm Springs, Calif. (Palm Springs HS)
31	Missy Rand	G	5-10	Fr.	Santee, Calif. (Santee HS)
40	Nina Leonard	C	6-4	Jr.	Chicago, Ill. (Carver HS)
42	Roslind Boger	G	5-8	So.	Los Angeles, Calif. (Los Angeles HS)
55	Kirsten Cummings	F	6-3	So.	San Diego, Calif. (Patrick Henry HS)
13	Laura Fetzner				
22	Syonne McNair				
41	Becky Hagerdon				

Head Coach: Joan Bonvicini

Assistant Coach: Bill Nepfel

Assistant Coach: Mary Hile

1983-84

25-6 Overall • 13-1 WCAA
WCAA Co-Champions
NCAA Tournament • Elite Eight

1983-84 Roster

No.	Name	Pos.	Ht.	Yr.	Hometown (Previous School)
5	Angie Stovall	G	5-9	So.	Lynwood, Calif. (Lynwood HS)
10	Faye Paige	G	5-9	Jr.	Long Beach, Calif. (Poly HS)
11	Scheron Douglas	G	5-10	Fr.	San Francisco, Calif. (S. San Francisco HS)
22	Maria Bennett	G	5-6	Fr.	San Francisco, Calif. (Berkeley HS)
24	Kathy Jamieson	G	5-8	Fr.	Orange, Calif. (Mater Dei HS)
25	Janet Davis	C	6-5	Jr.	Alta Loma, Calif. (Old Dominion)
30	Carol Brandt	F	6-2	Fr.	Cerritos, Calif. (Cerritos HS)
31	Missy Rand	G	5-10	So.	Santee, Calif. (Santee HS)
33	Margaret Mohr	G	5-8	Fr.	Thousand Oaks, Calif. (La Reina HS)
40	Nina Leonard	C	6-4	Sr.	Chicago, Ill. (Carver HS)
42	Roslind Boger	G	5-8	Jr.	Los Angeles, Calif. (Los Angeles HS)
53	Cindy Brown	G/F	6-2	Fr.	Portland, Ore. (Grant HS)
55	Kirsten Cummings	F	6-3	Jr.	San Diego, Calif. (Patrick Henry HS)

Head Coach: Joan Bonvicini

Assistant Coach: Bill Nepfel

Assistant Coach: Mary Hile

1984-85

28-3 Overall • 13-1 WCAA
WCAA Champions
NCAA Tournament • Elite 8

1984-85 Roster

No.	Name	Pos.	Ht.	Yr.	Hometown (Previous School)
5	Angie Stovall	G	5-9	Jr.	Lynwood, Calif. (Lynwood HS)
11	Scheron Douglas	G/F	5-10	So.	San Francisco, Calif. (S. San Francisco HS)
22	Jackie White	G	5-9	Sr.	Fresno, Calif. (San Joaquin Memorial HS)
25	Janet Davis	C	6-5	Sr.	Alta Loma, Calif. (Old Dominion)
30	Carol Brandt	F	6-2	So.	Cerritos, Calif. (Cerritos HS)
31	Missy Rand	G/F	5-11	Jr.	Santee, Calif. (Santana HS)
33	Margaret Mohr	G	5-8	So.	Thousand Oaks, Calif. (La Reina HS)
40	Shaundra McMichael	G	5-8	Fr.	Long Beach, Calif. (Jordan HS)
42	Roslind Boger	G	5-8	Sr.	Los Angeles, Calif. (Los Angeles HS)
53	Cindy Brown	G/F	6-2	So.	Portland, Ore. (Grant HS)
55	Kirsten Cummings	F	6-3	Sr.	San Diego, Calif. (Patrick Henry HS)

Head Coach: Joan Bonvicini

Assistant Coach: Mary Hile

Assistant Coach: Michael Abraham

NCAA TOURNAMENT TEAMS

1985-86

29-5 Overall • 14-0 PCAA
PCAA Tournament Finalists
NCAA Tournament • Elite 8

1985-86 Roster

No.	Name	Pos.	Ht.	Yr.	Hometown (Previous School)
10	Faye Paige	G	5-9	Sr.	Long Beach, Calif. (Poly HS)
11	Scheron Douglas	G/F	5-10	Jr.	San Francisco, Calif. (S. San Francisco HS)
12	Shameil Coleman	G/F	5-11	Fr.	Los Angeles, Calif. (Fairfax HS)
14	Bettina Turner	F	6-0	Fr.	Colbert, Okla. (Colbert HS)
23	Kim Rice	F/C	6-2	Fr.	Grass Valley, Calif. (Nevada Union HS)
24	Vicki Austin	G	5-7	Fr.	East Moline, Ill. (United Township HS)
30	Carol Brandt	F	6-2	Jr.	Cerritos, Calif. (Cerritos HS)
31	Missy Rand	G/F	5-11	Sr.	Santee, Calif. (Santana HS)
33	Margaret Mohr	G	5-8	Jr.	Thousand Oaks, Calif. (La Reina HS)
40	Shaundra McMichael	G	5-8	So.	Long Beach, Calif. (Jordan HS)
42	Cheryl Dowell	F	6-1	Fr.	Evansville, Ind. (Bosse HS)
53	Cindy Brown	F/C	6-2	Jr.	Portland, Ore. (Grant HS)

Head Coach: Joan Bonvicini

Assistant Coach: Michael Abraham

Assistant Coach: LaTaunya Pollard

1986-87

33-3 Overall • 17-1 PCAA
PCAA Tournament Champions
NCAA Tournament • Final Four

1986-87 Roster

No.	Name	Pos.	Ht.	Yr.	Hometown (Previous School)
4	Penny Toler	G	5-8	So.	Washington D.C. (San Diego State)
11	Scheron Douglas	G/F	5-10	Sr.	San Francisco, Calif. (S. San Francisco HS)
12	Shameil Coleman	G/F	5-11	So.	Los Angeles, Calif. (Fairfax HS)
14	Bettina Turner	F	6-0	So.	Colbert, Okla. (Colbert HS)
21	Shannon Smith	C	6-3	Fr.	Seattle, Wash. (Franklin HS)
24	Vicki Austin	G	5-7	So.	East Moline, Ill. (United Township HS)
25	Lisa Ellis	C	6-6	So.	Portland, Ore. (Reynolds HS)
30	Carol Brandt *	F	6-2	Sr.	Cerritos, Calif. (Cerritos HS)
33	Margaret Mohr	G	5-8	Sr.	Thousand Oaks, Calif. (La Reina HS)
42	Cheryl Dowell	F	6-1	So.	Evansville, Ind. (Bosse HS)
53	Cindy Brown	F	6-2	Sr.	Portland, Ore. (Grant HS)

*Redshirted

Head Coach: Joan Bonvicini

Assistant Coach: Michael Abraham

Assistant Coach: LaTaunya Pollard

1987-88

28-6 Overall • 18-0 PCAA
PCAA Tournament Champions
NCAA Tournament • Final Four

1987-88 Roster

No.	Name	Pos.	Ht.	Yr.	Hometown (Previous School)
3	Traci Waites	G	5-8	Jr.	Conyers, Ga. (Rockdale County HS)
4	Penny Toler	G	5-8	Jr.	Washington D.C. (San Diego State)
11	Dana Wilkerson	G	5-6	Fr.	Anderson, Ind. (Anderson HS)
12	Shameil Coleman	G/F	5-11	Jr.	Los Angeles, Calif. (Fairfax HS)
14	Bettina Turner	F	6-0	Jr.	Colbert, Okla. (Colbert HS)
21	Shannon Smith	C	6-3	So.	Seattle, Wash. (Franklin HS)
30	Carol Brandt	F	6-2	Sr.	Cerritos, Calif. (Cerritos HS)
31	Tammy Joy	G	5-10	Fr.	Emmitsburg, Md. (Catoctin HS)
32	Tonya Swoffer	F	6-2	Fr.	Independence, Mo. (William Chrisman HS)
40	Angelique Lee	C	6-4	So.	Kansas City, Mo. (Van Horn HS)
42	Cheryl Dowell	F/C	6-1	Jr.	Evansville, Ind. (Bosse HS)
43	Lisa Reslock	G/F	6-1	Fr.	Portland, Ore. (St. Mary's HS)

Head Coach: Joan Bonvicini

Assistant Coach: Michael Abraham

Assistant Coach: Glenn McDonald

1988-89

30-5 Overall • 18-0 Big West
Big West Tournament Champions
NCAA Tournament • Sweet 16

1988-89 Roster

No.	Name	Pos.	Ht.	Yr.	Hometown (Previous School)
3	Traci Waites	G	5-8	Sr.	Conyers, Ga. (Rockdale County HS)
4	Penny Toler	G	5-8	Sr.	Washington D.C. (San Diego State)
5	Penny Moore	G/F	6-1	So.	Falls Church, Va. (JEB Stuart HS)
11	Dana Wilkerson	G	5-6	So.	Anderson, Ind. (Anderson HS)
12	Shameil Coleman	G/F	5-11	Sr.	Los Angeles, Calif. (Fairfax HS)
23	Janet Haneberg	C	6-3	Fr.	Cincinnati, Ohio (Seton HS)
31	Tammy Joy	G	5-10	So.	Emmitsburg, Md. (Catoctin HS)
32	Tonya Swoffer	F	6-2	So.	Independence, Mo. (William Chrisman HS)
40	Angelique Lee	C	6-4	Jr.	Kansas City, Mo. (Van Horn HS)
42	Cheryl Dowell	F/C	6-1	Sr.	Evansville, Ind. (Bosse HS)
43	Lisa Reslock	G/F	6-1	So.	Portland, Ore. (St. Mary's HS)
55	Vicki Pullins	C	6-3	So.	Las Vegas, Nev. (Valley HS)

Head Coach: Joan Bonvicini

Assistant Coach: Michael Abraham

Assistant Coach: Glenn McDonald

NCAA TOURNAMENT TEAMS

1989-90

25-9 Overall • 14-4 Big West
Big West Tournament Finalists
NCAA Tournament • Second Round

1989-90 Roster

No.	Name	Pos.	Ht.	Yr.	Hometown (Previous School)
5	Penny Moore	G/F	6-1	Jr.	Falls Church, Va. (JEB Stuart HS)
10	Sherri Thormahlen	G	5-7	Fr.	Coeur d'Alene, Idaho (Coeur d'Alene HS)
11	Dana Wilkerson	G	5-6	Jr.	Anderson, Ind. (Anderson HS)
14	Renae Duffie	F	6-0	Jr.	Seattle, Wash. (Foster HS)
22	Trise Jackson	G	5-6	So.	Lynwood, Calif. (Lynwood HS)
25	Serina Strange	G	5-6	Jr.	Indio, Calif. (Indio HS)
30	Tesia Green	G	5-7	Fr.	Sacramento, Calif. (Grant HS)
31	Tammy Joy	G	5-10	Jr.	Emmitsburg, Md. (Catoctin HS)
32	Marsheela Harriston	F	5-10	Fr.	Wasco, Calif. (Wasco Union HS)
40	Angelique Lee	C	6-4	Sr.	Kansas City, Mo. (Van Horn HS)
43	Lisa Reslock	G/F	6-1	Jr.	Portland, Ore. (St. Mary's HS)
44	Vjera Kaludjerovich	F	6-2	Jr.	Rijeka, Yugoslavia
45	Kari Parriott	F/C	6-2	So.	Buena Park, Calif. (Valley Christian HS)

Head Coach: Joan Bonvicini

Assistant Coach: Michael Abraham

Assistant Coach: Glenn McDonald

1990-91

24-8 Overall • 15-3 Big West
Big West Tournament Champions
NCAA Tournament • Sweet 16

1990-91 Roster

No.	Name	Pos.	Ht.	Yr.	Hometown (Previous School)
5	Penny Moore	G/F	6-1	Sr.	Falls Church, Va. (JEB Stuart HS)
10	Sherri Thormahlen	G	5-7	So.	Coeur d'Alene, Idaho (Coeur d'Alene HS)
11	Dana Wilkerson	G	5-6	Sr.	Anderson, Ind. (Anderson HS)
12	Bolivia Gaytan	C	6-4	Jr.	Compton, Calif. (USC)
14	Renae Duffie	F	6-0	Sr.	Seattle, Wash. (Foster HS)
22	Trise Jackson	G	5-6	Jr.	Lynwood, Calif. (Lynwood HS)
23	Danielle Scott	C	6-3	Fr.	Baton Rouge, La. (Woodlawn HS)
25	Serina Strange	G	5-6	Sr.	Indio, Calif. (Indio HS)
30	Tesia Green	G	5-7	So.	Sacramento, Calif. (Grant HS)
32	Marsheela Harriston	F	5-10	So.	Wasco, Calif. (Wasco Union HS)
41	Suzana Vrachar	C	6-4	So.	Pula, Yugoslavia
44	Vjera Kaludjerovich	F	6-2	Sr.	Rijeka, Yugoslavia
45	Kari Parriott	C	6-2	Jr.	Buena Park, Calif. (Valley Christian HS)
50	Kellie Bennett	F	6-2	Fr.	Arkadelphia, Ark. (Arkadelphia HS)

Head Coach: Joan Bonvicini

Assistant Coach: Glenn McDonald

Assistant Coach: Colleen Matsuhara

1991-92

21-10 Overall • 14-4 Big West
Big West Tournament Finalists
NCAA Tournament • First Round

1991-92 Roster

No.	Name	Pos.	Ht.	Yr.	Hometown (Previous School)
00	Melissa Gower	F	6-2	Fr.	Lakewood, Calif. (Lakewood HS)
10	Sherri Thormahlen	G	5-7	Jr.	Coeur d'Alene, Idaho (Coeur d'Alene HS)
13	Bolivia Gaytan	C	6-4	Sr.	Compton, Calif. (USC)
22	Trise Jackson	G	5-6	Sr.	Lynwood, Calif. (Lynwood HS)
23	Danielle Scott	C	6-3	So.	Baton Rouge, La. (Woodlawn HS)
24	Sal Tauau	F	6-0	Fr.	Oxnard, Calif. (Channel Islands HS)
32	Marsheela Harriston	F	5-10	Jr.	Wasco, Calif. (Wasco Union HS)
40	Charon Johnson	F	6-0	Fr.	Lakewood, Calif. (Lakewood HS)
41	Suzana Vrachar	C	6-4	Jr.	Pula, Yugoslavia
45	Kari Parriott	C	6-2	Sr.	Buena Park, Calif. (Valley Christian HS)
50	Kellie Bennett	F	6-2	So.	Arkadelphia, Ark. (Arkadelphia HS)

Head Coach: Glenn McDonald

Assistant Coach: Margaret Mohr

Assistant Coach: Matt Ruiz

2016-17

23-11 Overall • 12-4 Big West
Big West Tournament Champions
NCAA Tournament • First Round

2016-17 Roster

No.	Name	Pos.	Ht.	Yr.	Hometown (Previous School)
1	Jessica Gertz	G	5-10	Jr.	Oregon City, Ore. (Oregon City HS)
2	Katie Webster	G	5-11	So.	Rockwall, Texas (Rockwall-Heath HS)
3	Chanterria Jackson	F	6-1	So.	McKinney, Texas (McKinney North HS)
5	Gigi Hascheff	G	5-7	Jr.	Reno, Nev. (Sacramento State/Reno HS)
11	Martina McCowan	G	5-9	So.	Portland, Ore. (St. Mary's Academy)
12	Tyla Turner	G	5-5	Fr.	San Bernardino, Calif. (Cajon HS)
13	Jewelyn Sawyer	G/F	6-0	Sr.	Paramount, Calif. (Gahr HS)
20	Raven Benton	G	5-10	Sr.	Tacoma, Wash. (Federal Way HS)
21	Anna Kim	G	5-5	Sr.	Fullerton, Calif. (Brea Olinda HS)
22	Madison Montgomery	F	6-1	Sr.	Englewood, Colo. (Highlands Ranch HS)
23	Cece Wilson	G	5-8	Jr.	Gilbert, Ariz. (Mesquite HS)
25	Alzena Henry	F	6-1	Fr.	Portland, Ore. (Jesuit HS)
32	Aaryon Green	F	6-1	Fr.	Rialto, Calif. (Eisenhower HS)
44	Darshana Ta'afua	F	6-2	Jr.	Buena Park, Calif. (Long Beach CC)

Head Coach: Jody Wynn

Assistant Coach: Derek Wynn

Assistant Coach: Paul Reed

Assistant Coach: Michelle Augustavo

NCAA TOURNAMENT BOX SCORES

LONG BEACH STATE 95
HOWARD 57
 March 12, 1982 • Long Beach, Calif.

HOWARD	FG	FT	REB	TP
Curnell	9-22	2-3	3	20
Dyer	2-12	0-0	1	4
Glenn	0-1	0-0	0	0
Wood	4-10	1-1	5	
Baylor	2-5	4-5	3	8
Jeffreys	0-2	0-1	3	0
VanPelt	0-2	1-4	3	1
Mongo	2-5	2-2	3	6
Edwards	0-1	0-0	0	0
Winters	0-1	2-2	2	2
Eaton	2-9	3-4	4	7
TEAM			7	
TOTALS	21-70	15-22	34	57
Pct.	30.0	68.2		

LBSU	FG	FT	REB	TP
Gabbard	2-5	3-3	5	7
Paige	3-4	1-4	4	7
Farrell	4-6	0-3	6	8
Pollard	13-19	14-18	2	40
Starkey	3-5	0-0	6	6
Upshaw	2-3	1-2	4	5
Tilmon	1-2	0-1	3	2
Schroeder	2-6	2-3	4	6
Leonard	0-2	2-4	7	2
Boger	1-3	2-2	0	4
Cummings	3-6	2-2	14	8
TEAM			3	
TOTALS	34-61	27-42	58	95
Pct.	55.7	64.3		

Score by periods	1st	2nd	Total
Howard	32	25	57
Long Beach State	47	48	95

Arena: Campus Gym
 Officials: Olson, Omari
 Attendance: 1,508

DRAKE 91
LONG BEACH STATE 78
 March 19, 1982 • Palo Alto, Calif.

DRAKE	FG	FT	REB	TP
McDermott	5-5	1-2	6	11
Krieger	5-8	6-6	4	16
Bauman	6-12	14-15	11	26
Newlin	9-13	1-1	4	19
Riek	2-8	6-6	5	10
Leonard	1-4	1-1	0	3
Wumkes	1-2	0-0	0	2
Hawkins	0-0	0-0	0	0
Denson	0-0	0-0	0	0
Meyer	0-0	0-0	0	0
Hayes	1-1	2-2	0	4
TEAM			4	
TOTALS	30-53	31-33	34	91
Pct.	56.6	93.9		

LBSU	FG	FT	REB	TP
Starkey	4-6	2-2	5	10
Cummings	2-6	0-2	2	4
Farrell	1-2	1-2	3	3
Pollard	15-24	3-3	4	33
Schroeder	4-17	3-3	1	11
Leonard	2-3	1-2	7	5
Gabbard	0-0	2-2	0	2
Upshaw	1-2	0-0	1	2
Paige	3-9	2-2	2	8
TEAM			3	
TOTALS	32-69	14-18	28	78
Pct.	46.4	77.8		

Score by periods	1st	2nd	Total
Drake	33	58	91
Long Beach State	39	39	78

Arena: Maples Pavilion
 Officials: Gill, DeVeeney
 Attendance: 706

LONG BEACH STATE 88
STEPHEN F. AUSTIN 61
 March 19, 1983 • Long Beach, Calif.

SFA	FG	FT	REB	TP
Branch	0-6	1-2	7	1
Polk	4-16	2-2	4	10
Rix	2-2	1-2	3	5
Redo	0-7	0-0	1	0
Wake	1-2	0-0	1	2
Mayo	5-14	0-1	2	10
Rodman	8-16	0-0	15	16
Johnson, S.	5-13	0-0	10	10
Watts	2-4	0-0	1	4
Johnson, R.	1-2	1-2	1	3
TEAM			2	
TOTALS	28-82	5-9	47	61
Pct.	34.1	55.6		

LBSU	FG	FT	REB	TP
Stovall	1-3	0-0	0	2
Paige	6-10	3-6	3	15
Pollard	7-18	4-4	8	18
McNair	0-0	1-2	0	1
Upshaw	0-4	1-2	5	1
Tilmon	0-2	0-0	2	0
Rand	0-1	0-0	0	0
Leonard	8-15	5-7	10	21
Hagerdon	1-4	0-0	5	2
Boger	5-7	0-0	3	10
Cummings	6-8	6-6	8	18
TEAM			1	
TOTALS	34-72	20-27	46	88
Pct.	47.2	74.1		

Score by periods	1st	2nd	Total
Stephen F. Austin	30	31	61
Long Beach State	40	48	88

Arena: Campus Gym
 Officials: Robinson, Olsen
 Attendance: 1,053

LONG BEACH STATE 92
OREGON STATE 72
 March 24, 1983 • Los Angeles, Calif.

OSU	FG	FT	REB	TP
Clark	1-6	3-4	6	5
Spoelstra	12-17	2-2	3	26
Martin	4-5	0-0	3	8
Sturzenegger	2-4	0-0	3	4
Coleman	8-21	3-4	3	19
Channel	0-3	2-4	0	2
Mothershed	3-8	2-3	6	8
TEAM			3	
TOTALS	30-64	12-17	27	72
Pct.	46.9	70.6		

LBSU	FG	FT	REB	TP
Paige	4-8	1-6	0	9
Pollard	14-23	5-7	6	33
Upshaw	1-2	0-0	5	2
Leonard	5-7	0-0	9	10
Hagerdon	0-1	0-0	0	0
Boger	3-4	1-2	3	7
Cummings	11-21	5-9	18	27
Tilmon	1-1	0-0	0	2
McNair	0-0	2-2	0	2
TEAM			2	
TOTALS	39-67	14-26	43	92
Pct.	58.2	53.8		

Score by periods	1st	2nd	Total
Oregon State	32	40	72
Long Beach State	47	45	92

Arena: Pauley Pavilion
 Officials: Sheppard, Draayer
 Attendance: 2,319

USC 81
LONG BEACH STATE 74
 March 26, 1983 • Los Angeles, Calif.

LBSU	FG	FT	REB	TP
Paige	6-18	5-8	5	17
Pollard	14-23	9-13	8	37
Upshaw	0-4	0-0	2	0
Leonard	2-3	1-2	4	5
Hagerdon	3-9	1-2	5	7
Boger	0-2	2-2	2	2
Cummings	3-9	0-0	12	6
TEAM			4	
TOTALS	28-68	18-27	42	74
Pct.	41.2	66.7		

USC	FG	FT	REB	TP
McGee, Pl.	7-20	3-5	13	17
Miller	7-17	3-5	14	17
McGee, Pm.	12-17	4-8	13	28
Windham	2-6	3-5	1	7
Cooper	2-9	0-0	5	4
Doyle	3-5	2-4	3	8
TEAM			3	
TOTALS	33-74	15-27	52	81
Pct.	44.6	55.6		

Score by periods	1st	2nd	Total
Long Beach State	39	35	74
USC	40	41	81

Arena: Pauley Pavilion
 Officials: Robinson, Olsen
 Attendance: 4,216

LONG BEACH STATE 78
UNLV 58
 March 16, 1984 • Los Angeles, Calif.

UNLV	FG	FT	REB	TP
Garlapp	3-4	0-0	2	6
Thomas	4-11	2-2	9	10
Oliver	7-21	6-10	6	20
Christian	5-10	3-7	8	13
Sherow	0-4	0-0	2	0
Monroe	3-9	3-4	6	9
TOTALS	22-59	14-23	36	58
Pct.	37.3	60.9		

LBSU	FG	FT	REB	TP
Leonard	6-11	0-0	5	12
Cummings	7-16	4-8	15	18
Davis	7-14	2-3	9	16
Mohr	1-2	0-0	1	2
Boger	7-10	1-2	5	15
Stovall	1-1	0-0	1	2
Douglas	0-2	0-0	0	0
Brandt	2-5	0-0	2	4
Rand	0-0	0-1	1	0
Brown	1-6	7-10	7	9
TOTALS	36-67	14-24	48	78
Pct.	53.7	58.3		

Score by periods	1st	2nd	Total
UNLV	30	28	58
Long Beach State	35	43	78

Arena: Los Angeles Sports Arena
 Officials: Olsen, Heisler
 Attendance: 3,210

NCAA TOURNAMENT BOX SCORES

LONG BEACH STATE 91
SAN DIEGO STATE 73
 March 22, 1984 • Los Angeles, Calif.

	FG	FT	REB	TP
LBSU				
Leonard	4-8	1-4	14	9
Cummings	5-9	2-2	2	12
Davis	8-15	1-3	13	17
Mohr	1-2	8-8	3	10
Boger	4-7	2-4	6	10
Brandt	2-4	4-6	4	8
Brown	9-14	7-10	8	25
TEAM			4	
TOTALS	33-60	25-37	54	91
Pct.	55.0	67.6		

	FG	FT	REB	TP
SDSU				
Arceneaux	4-16	6-10	20	14
Hutchinson	11-30	5-6	8	27
Wallace	3-7	3-4	5	9
Stack	1-2	0-0	5	2
Perczynski	1-4	1-3	2	3
Coleman	1-2	1-2	1	3
Jointer	1-6	0-0	0	3
Blackman	5-12	0-0	2	10
Overton	1-6	0-0	1	2
Dunccan	1-4	1-2	2	3
TEAM			4	
TOTALS	28-88	17-27	50	73
Pct.	31.8	63.0		

Score by periods	1st	2nd	OT	Total
San Diego State	33	36	4	73
Long Beach State	27	42	22	91

Arena: Los Angeles Sports Arena
 Officials: Bass, Smith
 Attendance: 3,718

USC 90
LONG BEACH STATE 74
 March 24, 1984 • Los Angeles, Calif.

	FG	FT	REB	TP
LBSU				
Leonard	4-6	2-2	5	10
Cummings	10-21	4-5	6	24
Davis	4-14	0-2	9	8
Mohr	1-2	0-0	2	2
Boger	2-3	1-2	2	5
Stovall	0-2	2-2	2	2
Brandt	2-3	0-0	0	4
Brown	8-12	3-4	5	19
Rand	0-1	0-0	1	0
TOTALS	31-64	12-17	35	74
Pct.	48.4	70.6		

	FG	FT	REB	TP
USC				
McGee, Pl.	10-17	2-3	8	22
Miller	6-13	5-5	9	17
McGee, Pm.	3-9	1-2	11	7
Robinson	5-7	0-0	2	10
Alkek	5-11	0-0	2	10
Fletcher	2-5	0-0	4	4
Bond	0-0	0-1	0	0
Cooper	7-13	6-10	6	20
TOTALS	38-75	14-21	44	90
Pct.	50.7	66.7		

Score by periods	1st	2nd	Total
Long Beach State	27	47	74
USC	52	38	90

Arena: Los Angeles Sports Arena
 Officials: Croft, Bass
 Attendance: 5,160

LONG BEACH STATE 112
BYU 85
 March 16, 1985 • Long Beach, Calif.

	FG	FT	REB	TP
BYU				
Schlappi	0-0	0-0	0	0
Denton	1-10	0-0	1	2
McIntire	0-1	0-0	0	0
Coleman	2-5	2-2	1	6
Hare	2-10	2-2	3	6
Battistone	9-18	8-12	8	26
Dorman	0-0	0-0	2	0
Nixon	7-11	4-4	4	18
Bean	0-4	5-5	4	5
Spaulding	10-19	2-3	13	22
TEAM			4	
TOTALS	31-78	23-28	40	85
Pct.	39.7	60.5		

	FG	FT	REB	TP
LBSU				
Stovall	1-6	0-0	1	2
Douglas	0-0	0-0	2	0
White	12-20	0-0	2	24
Davis	3-7	0-2	9	6
Brandt	4-8	6-10	12	14
Rand	3-5	0-0	3	6
Mohr	1-1	2-2	2	4
McMichael	2-3	0-0	0	4
Boger	6-11	3-4	4	15
Brown	7-13	3-4	8	17
Cummings	8-12	4-6	9	20
TEAM			2	
TOTALS	47-84	18-28	54	112
Pct.	56.0	64.3		

Score by periods	1st	2nd	Total
Long Beach State	62	50	112
USC	39	46	85

Arena: Campus Gym
 Officials: Rice, Mitchum
 Attendance: 1,605

LONG BEACH STATE 75
USC 72
 March 21, 1985 • Los Angeles, Calif.

	FG	FT	REB	TP
LBSU				
Brown	5-11	3-8	9	13
Cummings	10-14	0-2	10	20
Davis	1-2	1-2	3	3
White	7-8	0-0	2	14
Boger	1-3	0-0	4	2
Brandt	6-8	2-4	7	14
Rand	2-5	2-2	0	6
Mohr	0-2	3-5	2	3
TEAM			4	
TOTALS	32-53	11-23	41	75
Pct.	60.4	47.8		

	FG	FT	REB	TP
USC				
Miller	9-24	7-12	11	25
Longo	1-6	0-0	2	2
Ford	1-8	4-4	4	6
Fletcher	10-20	0-0	9	20
Windham	5-9	1-2	0	11
Wright	2-2	0-0	5	4
Pyers	2-4	0-1	1	4
Thomas	0-0	0-1	0	0
TEAM			3	
TOTALS	30-73	12-20	35	72
Pct.	41.1	60.0		

Score by periods	1st	2nd	Total
Long Beach State	39	36	75
USC	20	52	72

Arena: Pauley Pavilion
 Officials: Robinson, McIntyre
 Attendance: 4,624

GEORGIA 97
LONG BEACH STATE 82
 March 23, 1985 • Los Angeles, Calif.

	FG	FT	REB	TP
GEORGIA				
McClain	6-8	1-3	10	13
O'Connor	7-13	3-5	8	17
Harris	10-20	5-6	5	25
Edwards	12-22	2-3	9	26
Abrams	2-2	0-0	1	4
Waites	0-1	0-0	0	0
Gardner	2-5	0-0	1	4
Bootz	3-6	2-2	4	8
TEAM			3	
TOTALS	42-77	13-19	40	97
Pct.	54.5	68.4		

	FG	FT	REB	TP
LBSU				
Brown	7-14	6-6	9	20
Cummings	2-11	2-2	9	6
Davis	6-7	3-5	4	15
White	9-19	0-0	2	18
Boger	7-16	2-3	8	16
Brandt	0-0	3-4	1	3
Rand	0-0	0-0	1	0
Mohr	2-4	0-0	0	4
TEAM			3	
TOTALS	33-71	16-20	37	82
Pct.	46.4	80.0		

Score by periods	1st	2nd	Total
Georgia	41	56	97
Long Beach State	36	46	82

Arena: Pauley Pavilion
 Officials: Olson, McIntyre
 Attendance: 3,257

LONG BEACH STATE 78
TEXAS TECH 73
 March 15, 1986 • Long Beach, Calif.

	FG	FT	REB	TP
TEXAS TECH				
Wood	2-4	0-0	1	4
Clay	7-13	0-0	6	14
Koncak	7-13	3-6	3	17
Cain	9-13	3-4	8	21
Franklin	1-3	1-1	2	3
Logsdon	6-13	0-0	1	12
Jones	1-4	0-0	7	2
TEAM			3	
TOTALS	33-62	7-11	31	73
Pct.	53.2	63.6		

	FG	FT	REB	TP
LBSU				
Brandt	8-13	5-6	10	21
Rand	3-11	0-0	2	6
Brown	10-18	6-9	13	26
Paige	5-14	0-0	3	10
Mohr	4-6	1-4	0	9
Douglas	0-1	0-0	0	0
McMichael	1-3	0-0	1	2
Dowell	1-1	2-2	2	4
TEAM			4	
TOTALS	32-65	14-21	35	78
Pct.	49.2	66.7		

Score by periods	1st	2nd	OT	Total
Texas Tech	33	33	7	73
Long Beach State	36	30	12	78

Arena: Campus Gym
 Officials: Olsen, Heisler
 Attendance: 1,347

NCAA TOURNAMENT BOX SCORES

LOUISIANA TECH 71
LONG BEACH STATE 69
 March 20, 1986 • Long Beach, Calif.

LA TECH	FG	FT	REB	TP
Konerza	9-13	0-1	3	18
Davis	3-6	0-0	7	6
Harrison	5-12	0-0	7	10
Weatherspoon	4-10	0-1	4	8
Lawson	4-13	1-1	5	9
Stall	1-1	0-0	1	2
Lincoln	0-0	0-1	0	0
Westbrooks	8-14	2-2	7	18
TEAM			6	
TOTALS	34-69	3-6	40	71
Pct.	49.3	50.0		

LBSU	FG	FT	REB	TP
Brandt	2-11	8-12	7	12
Rand	7-11	2-2	9	16
Brown	10-22	5-9	13	25
Paige	5-10	0-0	4	10
Mohr	2-8	0-0	2	4
Douglas	0-3	0-0	0	0
Coleman	0-0	0-0	0	0
McMichael	1-1	0-0	0	2
Dowell	0-0	0-0	0	0
TEAM			3	
TOTALS	27-66	15-23	38	69
Pct.	40.9	65.2		

Score by periods	1st	2nd	Total
Louisiana Tech	34	37	71
Long Beach State	40	29	69

Arena: Long Beach Arena
 Officials: Robinson, Melton
 Attendance: 2,150

LONG BEACH STATE 72
WASHINGTON 57
 March 14, 1987 • Long Beach, Calif.

WASHINGTON	FG	FT	REB	A	TP
Oriard	3-13	0-0	7	7	6
Cole	5-10	1-2	4	3	11
Recknor	4-8	0-0	7	2	8
McManus	5-11	0-0	4	1	10
Raschkow	3-8	0-0	2	2	6
Thirdgill	2-8	1-2	4	2	5
Myers	1-5	1-3	1	3	3
Mickelson	4-6	0-0	7	0	8
TEAM			5		
TOTALS	27-69	3-7	41	20	57
Pct.	39.1	42.9			

LBSU	FG	FT	REB	A	TP
Smith	6-8	2-2	8	2	14
Dowell	3-7	0-0	7	0	6
Brown	4-15	2-4	4	4	10
Toler	13-26	2-2	7	3	28
Mohr	2-7	2-2	1	5	6
Douglas	1-2	1-1	0	0	3
Coleman	1-3	1-2	5	1	3
Turner	1-1	0-0	4	0	2
Austin	0-0	0-0	0	0	0
TEAM			3		
TOTALS	31-67	10-13	39	15	72
Pct.	55.2	76.9			

Score by periods	1st	2nd	Total
Washington	26	31	57
Long Beach State	33	39	72

Arena: University Gym
 Officials: Crass, Robinson
 Attendance: 1,583

LONG BEACH STATE 94
MISSISSIPPI 55
 March 19, 1987 • Los Angeles, Calif.

MISSISSIPPI	FG	FT	REB	A	TP
Eichelberger	0-4	0-0	10	0	0
Scott	4-13	2-2	6	3	10
Autry	5-14	3-4	7	1	13
Bullard	3-13	2-2	3	2	8
Williams	8-17	0-1	2	1	16
Hayman	0-0	0-0	0	0	0
Morrison	0-2	0-0	0	0	0
O'Neal	1-5	3-5	1	0	5
Hartzog	1-7	1-1	1	0	3
TEAM			5		
TOTALS	22-75	11-15	35	7	55
Pct.	29.3	73.3			

LBSU	FG	FT	REB	A	TP
Dowell	0-1	3-4	5	0	3
Brown	13-17	6-8	8	1	32
Smith	4-5	1-2	8	0	9
Toler	11-15	2-3	3	9	24
Mohr	4-6	0-1	5	3	8
Douglas	3-8	3-4	5	3	9
Coleman	1-7	1-2	7	1	3
Turner	1-4	0-0	1	0	2
Austin	0-0	0-0	1	0	0
Ellis	2-2	0-0	3	2	4
TEAM			2		
TOTALS	39-65	16-24	48	19	94
Pct.	60.0	66.7			

Score by periods	1st	2nd	Total
Mississippi	25	30	55
Long Beach State	46	48	94

Arena: Pauley Pavilion
 Officials: Stokes, Bell
 Attendance: 2,121

LONG BEACH STATE 102
OHIO STATE 82
 March 21, 1987 • Los Angeles, Calif.

OHIO STATE	FG	FT	REB	A	TP
Strine	5-10	3-5	5	2	13
Hall	10-30	6-9	14	5	26
Dombkowski	3-5	0-1	4	0	6
Sanford	4-7	1-2	0	2	9
Cline	5-9	0-0	9	4	10
Johnson	0-0	0-0	0	0	0
Sanchez	0-1	0-0	2	0	0
Lowry	8-14	2-2	2	1	18
Gilkey	0-0	0-0	0	0	0
TEAM			2		
TOTALS	35-76	12-19	38	14	82
Pct.	46.1	63.2			

LBSU	FG	FT	REB	A	TP
Dowell	3-7	0-0	1	0	6
Brown	15-26	10-12	10	5	40
Smith	6-11	0-1	11	2	12
Toler	13-23	0-1	1	5	26
Mohr	4-6	0-0	4	5	8
Douglas	1-4	0-0	6	1	2
Coleman	1-3	2-3	2	2	4
Turner	1-1	0-0	0	1	2
Austin	1-1	0-0	0	0	2
TEAM			5		
TOTALS	45-82	12-17	40	21	102
Pct.	54.9	70.6			

Score by periods	1st	2nd	Total
Ohio State	36	46	82
Long Beach State	46	56	102

Arena: Pauley Pavilion
 Officials: Robinson, Stokes
 Attendance: 2,070

TENNESSEE 74
LONG BEACH STATE 64
 March 27, 1987 • Austin, Texas (Final Four)

LBSU	FG	FT	REB	A	TP
Dowell	0-2	0-0	0	2	0
Brown	9-20	9-13	18	1	27
Smith	2-4	0-0	1	0	4
Toler	10-25	3-5	2	6	23
Mohr	2-9	0-0	6	3	4
Ellis	1-3	0-0	4	0	2
Coleman	0-1	0-0	0	0	0
Douglas	2-2	0-0	1	0	4
Turner	0-1	0-0	0	0	0
TEAM			5		
TOTALS	26-67	12-18	37	12	64
Pct.	38.8	66.7			

TENNESSEE	FG	FT	REB	A	TP
Gordon	7-16	7-9	11	0	21
McCray	5-7	4-4	1	0	14
Spinks	0-5	0-0	3	0	0
Sexton	1-3	0-0	3	4	2
Edwards	5-12	11-13	7	2	21
Marsh	1-2	2-2	2	4	4
Frost	3-4	0-1	5	0	6
Horton	3-7	0-0	5	1	6
McGhee	0-2	0-0	3	0	0
Webb	0-1	0-0	0	0	0
Tuggle	0-0	0-0	0	0	0
TEAM			4		
TOTALS	25-59	24-29	44	11	74
Pct.	42.4	82.8			

Score by periods	1st	2nd	Total
Long Beach State	30	34	64
Tennessee	28	46	74

Arena: Erwin Special Events Center
 Officials: Broderick, Stokes
 Attendance: 15,303

LONG BEACH STATE 103
COLORADO 64
 March 19, 1988 • Long Beach, Calif.

COLORADO	FG	3FG	FT	REB	A	TP
Wampler	0-1	0-0	1-2	3	2	1
Tripp	3-10	0-0	0-0	1	4	6
Ford	2-5	0-0	0-0	1	1	4
Turner	8-15	0-0	3-4	6	1	19
Carson	4-9	1-3	4-7	3	0	13
Wilson	1-3	0-0	0-0	0	2	2
Woodford	0-1	0-0	7-8	3	0	7
DeWitte	3-9	0-0	2-2	3	1	8
Starks	2-6	0-0	0-0	3	0	4
TEAM				5		
TOTALS	23-59	1-3	17-23	28	11	64
Pct.	39.0	33.3	73.9			

LBSU	FG	3FG	FT	REB	A	TP
Coleman	1-1	0-0	0-0	6	1	2
Smith	3-4	0-0	4-4	6	3	10
Lee	7-11	0-0	2-2	3	0	16
Waites	4-11	0-0	0-0	8	4	8
Wilkerson	6-6	1-1	0-0	3	6	13
Brandt	2-4	0-0	0-0	3	1	4
Joy	2-2	0-0	1-1	0	0	5
Swoffer	1-3	0-0	1-2	2	0	3
Dowell	3-5	0-0	2-2	2	0	8
Pullins	0-2	0-0	0-0	0	0	0
Reslock	4-5	0-0	2-2	4	2	10
TEAM				3		
TOTALS	43-75	1-1	16-17	44	22	103
Pct.	57.3	1.000	94.1			

Score by periods	1st	2nd	Total
Colorado	23	41	64
Long Beach State	53	50	103

Arena: University Gym
 Officials: Olsen, Borneli
 Attendance: 1,185

NCAA TOURNAMENT BOX SCORES

LONG BEACH STATE 104
WASHINGTON 78
 March 24, 1988 • Long Beach, Calif.

WASHINGTON	FG	3FG	FT	REB	A	TP
Oriard	5-7	0-0	0-1	8	1	10
Thirdgill	2-6	0-0	0-2	3	0	4
Deden	3-5	0-0	3-4	4	1	9
Cole	5-14	0-0	9-12	7	1	19
Myers	3-6	0-0	0-0	1	0	6
McManus	3-16	1-10	2-2	3	1	9
Russell	0-0	0-0	0-0	0	0	0
Barmore	0-0	0-0	2-2	0	0	2
Merlino	1-6	0-2	2-2	1	7	4
Mickelson	4-8	0-0	7-7	3	0	15
TEAM				3		
TOTALS	26-68	1-12	25-32	33	12	78
Pct.	38.2	8.3	78.1			

LBSU	FG	3FG	FT	REB	A	TP
Coleman	5-13	0-0	2-4	10	2	12
Smith	7-10	0-0	6-6	9	3	20
Lee	0-1	0-0	0-0	3	0	0
Waites	5-11	0-1	4-4	5	4	14
Toler	11-18	0-0	7-11	7	3	29
Wilkerson	3-4	0-1	1-3	2	2	7
Brandt	1-4	0-0	2-2	4	0	4
Joy	1-1	0-0	0-1	1	0	2
Swoffer	0-1	0-0	0-0	0	0	0
Dowell	3-6	0-0	7-7	8	1	13
Reslock	0-0	0-0	1-2	1	0	1
Pullins	1-1	0-0	0-0	1	0	2
TEAM				3		
TOTALS	37-70	0-2	30-40	52	15	104
Pct.	52.9	0.0	75.0			

Score by periods	1st	2nd	Total
Washington	36	42	78
Long Beach State	50	54	104

Arena: University Gym
 Officials: Corteau, Franklin
 Attendance: 2,103

LONG BEACH STATE 98
IOWA 78
 March 26, 1988 • Long Beach, Calif.

IOWA	FG	3FG	FT	REB	A	TP
Schneider	1-4	0-0	0-1	1	1	2
Price	7-17	1-4	1-3	7	2	16
Berry	9-18	0-0	2-4	13	0	20
Edwards	11-19	0-0	4-8	2	6	26
Law	1-7	0-0	0-1	3	10	2
Schueler	0-1	0-1	0-0	0	0	0
Hall	1-1	0-0	0-0	2	0	2
Christian	3-7	0-0	4-4	3	3	10
Ratigan	0-0	0-0	0-0	0	0	0
Fuller	0-0	0-0	0-0	1	0	0
TEAM				6		
TOTALS	33-74	1-5	11-21	37	22	78
Pct.	44.6	20.0	52.4			

LBSU	FG	3FG	FT	REB	A	TP
Coleman	5-7	0-0	8-9	7	1	18
Smith	2-5	0-0	2-2	5	0	6
Lee	4-6	0-0	1-3	9	0	9
Waites	7-11	1-2	6-6	10	7	21
Toler	11-24	0-1	5-8	6	5	27
Wilkerson	1-3	0-0	1-2	1	2	3
Brandt	2-4	0-0	3-4	0	0	7
Joy	0-0	0-0	0-0	0	0	0
Swoffer	0-0	0-0	0-0	0	0	0
Dowell	0-3	0-0	7-8	8	1	7
Reslock	0-0	0-0	0-0	0	0	0
Pullins	0-0	0-0	0-0	1	0	0
TEAM				4		
TOTALS	32-63	1-3	33-42	51	16	98
Pct.	51.0	33.3	78.6			

Score by periods	1st	2nd	Total
Iowa	36	42	78
Long Beach State	45	53	98

Arena: University Gym
 Officials: Courteau, Sanseviro
 Attendance: 4,675

AUBURN 68
LONG BEACH STATE 55
 April 1, 1988 • Tacoma, Wash. (Final Four)

LBSU	FG	3FG	FT	REB	A	TP
Coleman	3-9	1-2	1-2	7	3	8
Smith	0-2	0-0	1-2	5	0	1
Lee	3-8	0-0	0-0	3	0	6
Waites	6-15	0-1	2-2	3	0	14
Toler	9-22	0-0	1-1	3	3	19
Wilkerson	1-2	0-0	1-2	1	2	3
Dowell	0-0	0-0	2-2	4	0	2
Brandt	1-1	0-0	0-0	1	0	2
Reslock	0-0	0-0	0-0	0	0	0
TEAM				6		
TOTALS	23-59	1-3	8-11	33	8	55
Pct.	39.0	33.3	72.7			

AUBURN	FG	3FG	FT	REB	A	TP
M. Bolton	4-13	0-1	3-5	8	3	11
Stewart	4-11	0-0	2-2	11	2	10
Orr	5-11	0-0	3-5	8	2	13
McNeil	8-14	0-1	0-1	5	0	16
R. Bolton	5-11	0-1	8-8	3	7	18
Scruggs	0-2	0-0	0-0	2	1	0
Godby	0-5	0-0	0-0	4	0	0
TEAM				4		
TOTALS	26-67	0-3	16-21	45	15	68
Pct.	38.8	0.0	76.2			

Score by periods	1st	2nd	Total
Long Beach State	26	29	56
Auburn	29	39	68

Arena: Tacoma Dome
 Officials: Broderick, Bomenger
 Attendance: 8,719

LONG BEACH STATE 84
ST. JOSEPH'S 65
 March 19, 1989 • Long Beach, Calif.

ST. JOSEPH'S	FG	3FG	FT	REB	A	TP
Foley	5-14	0-5	1-4	7	6	11
Reynolds	2-4	1-1	0-0	0	1	5
Hodges	13-24	0-0	9-11	9	1	35
Shields	2-5	1-2	0-0	0	6	5
Bess	1-4	1-2	0-0	1	1	3
Burns	1-1	0-0	1-1	0	0	3
Doutherty	0-1	0-0	1-2	9	3	1
Balaban	0-0	0-0	0-0	0	0	0
Supensky	0-3	0-0	0-0	1	1	0
Brink	0-2	0-0	2-3	1	0	2
TEAM				6		
TOTALS	24-58	3-10	14-21	34	19	65
Pct.	41.4	30.0	66.7			

LBSU	FG	3FG	FT	REB	A	TP
Coleman	5-7	1-2	3-3	4	3	14
Dowell	7-10	0-0	6-7	13	3	20
Lee	3-9	0-0	0-0	7	2	6
Waites	7-16	3-6	1-1	4	5	18
Tole	10-20	0-0	2-4	3	6	22
Moore	0-4	0-0	0-0	1	0	0
Wilkerson	0-3	0-0	0-0	2	4	0
Haneberg	0-1	0-0	0-0	3	0	0
Swoffer	0-0	0-0	0-0	1	0	0
Reslock	1-4	0-1	0-0	9	0	2
Pullins	1-2	0-0	0-0	1	0	2
TEAM				3		
TOTALS	24-58	4-9	14-21	34	19	65
Pct.	41.4	44.4	66.7			

Score by periods	1st	2nd	Total
St. Joseph's	25	40	65
Long Beach State	37	47	84

Arena: University Gym
 Officials: Rankin, Trammell
 Attendance: 1,304

LONG BEACH STATE 89
OHIO STATE 83
 March 23, 1989 • Bowling Green, Ky.

LBSU	FG	3FG	FT	REB	A	TP
Coleman	5-10	0-0	5-5	8	2	15
Dowell	3-10	0-0	0-3	9	1	6
Lee	2-6	0-0	2-2	4	0	6
Waites	10-18	1-3	2-3	5	4	23
Toler	11-17	0-0	5-10	2	1	27
Moore	1-5	0-0	0-0	4	0	2
Wilkerson	4-7	0-0	0-0	2	1	8
Haneberg	1-3	0-0	0-0	7	2	2
Reslock	0-0	0-0	0-0	0	0	0
TEAM				2		
TOTALS	37-76	1-3	14-23	43	11	89
Pct.	48.7	33.3	60.9			

OHIO STATE	FG	3FG	FT	REB	A	TP
Sanford	4-10	0-0	2-5	3	3	10
Lowry	11-21	2-3	9-10	12	3	33
Sanchez	1-1	0-0	6-6	5	1	8
Coutts	0-5	0-0	2-2	1	2	2
Cline	9-18	1-2	3-3	13	7	22
Perozek	1-1	0-0	0-0	0	1	2
Bruce	2-3	0-0	0-0	1	0	4
Smith	0-1	0-0	0-0	0	0	0
Pullie	1-1	0-0	0-0	0	0	2
TEAM				2		
TOTALS	29-61	3-5	22-26	37	17	83
Pct.	47.5	60.0	84.6			

Score by periods	1st	2nd	Total
Long Beach State	38	51	89
Ohio State	46	37	83

Arena: Diddle Arena
 Officials: Bell, Kantner
 Attendance: 2,500

TENNESSEE 94
LONG BEACH STATE 80
 March 25, 1989 • Bowling Green, Ky.

LBSU	FG	3FG	FT	REB	A	TP
Coleman	5-6	0-0	0-0	1	1	10
Dowell	7-10	0-0	0-0	7	0	14
Lee	1-2	0-0	1-1	5	2	3
Waites	5-16	2-7	0-0	3	4	12
Toler	5-14	0-0	1-1	2	2	11
Moore	6-11	1-3	0-0	4	1	13
Wilkerson	5-11	1-3	2-2	3	3	13
Haneberg	0-0	0-0	0-0	1	1	0
Reslock	1-2	0-0	2-3	4	1	4
Swoffer	0-0	0-0	0-0	0	0	0
TEAM				1		
TOTALS	35-72	4-13	6-7	31	15	80
Pct.	48.6	30.8	85.7			

LBSU	FG	3FG	FT	REB	A	TP
Moore	8-14	0-3	3-6	10	1	19
Scott	1-3	0-0	0-0	5	0	2
Parriott	7-7	0-0	2-3	7	3	16
Wilkerson	10-16	1-3	3-3	2	6	24
Jackson	2-6	0-2	2-3	4	7	6
Gaytan	0-0	0-0	0-0	3	0	0
Strange	3-4	0-0	0-1	0	1	6
Harriston	0-0	0-0	1-2	2	1	1
Kaludjerovich	0-2	0-1	0-1	0	0	0
Bennett	4-6	0-0	1-2	1	1	9
TOTALS	28-54	1-9	38-48	41	11	94
Pct.	51.9	11.1	79.2			

Score by periods	1st	2nd	Total
Long Beach State	35	45	80
Tennessee	39	55	94

Arena: Diddle Arena
 Officials: Shepard, Bell
 Attendance: 2,200

NCAA TOURNAMENT BOX SCORES

LONG BEACH STATE 87
CALIFORNIA 84
 March 14, 1990 • Long Beach, Calif.

CAL	FG	3FG	FT	REB	A	TP
Groonroos	9-18	0-1	2-3	8	4	20
Stafford	5-10	0-0	2-3	4	5	12
Palmisano	5-10	0-0	3-6	10	5	13
Baker	6-15	2-9	0-0	3	2	14
Wiley	4-5	0-0	3-3	3	8	11
Martin	1-2	0-0	4-4	3	2	6
Robertson	0-0	0-0	0-0	1	0	0
Self	0-1	0-0	0-0	1	0	0
Jenkins	3-5	2-3	0-1	2	1	8
TEAM				4		
TOTALS	33-66	4-14	14-20	38	27	84
Pct.	50.0	28.6	70.0			

LBSU	FG	3FG	FT	REB	A	TP
Moore	6-13	0-0	1-3	9	4	13
Klaudjerovich	4-10	0-1	7-8	8	7	15
Lee	5-13	0-0	7-8	14	1	17
Wilkerson	2-4	0-0	2-3	1	5	6
Jackson	3-9	0-0	6-9	4	3	12
Duffie	0-0	0-0	0-0	0	0	0
Strange	0-3	0-0	0-0	0	1	0
Joy	0-1	0-0	0-0	0	0	0
Reslock	1-1	0-0	1-1	1	0	3
Parriott	7-11	0-0	7-8	4	0	21
TEAM				4		
TOTALS	28-65	0-1	31-40	45	21	87
Pct.	43.1	0.0	77.5			

Score by periods	1st	2nd	Total
California	47	37	84
Long Beach State	43	44	87

Arena: University Gym
 Officials: Broderick, Barribeau
 Attendance: 662

STEPHEN F. AUSTIN 78
LONG BEACH STATE 62
 March 17, 1990 • Nacogdoches, Texas

LBSU	FG	3FG	FT	REB	A	TP
Moore	11-23	2-5	2-2	12	3	26
Wilkerson	4-12	1-1	0-0	8	4	9
Duffie	0-0	0-0	0-0	1	0	0
Jackson	3-13	0-8	0-0	1	4	6
Strange	0-1	0-1	0-0	0	0	0
Green	0-0	0-0	0-0	0	0	0
Joy	0-1	0-0	0-0	0	0	0
Harriston	0-0	0-0	0-0	0	0	0
Lee	4-12	0-0	0-0	5	0	8
Reslock	2-3	1-2	0-0	2	3	5
Klaudjerovich	2-6	0-4	0-4	4	2	4
Parriott	2-3	0-0	0-0	4	0	4
TEAM				6		
TOTALS	28-74	4-21	2-6	43	16	62
Pct.	37.8	19.0	33.3			

SFA	FG	3FG	FT	REB	A	TP
Brown	0-3	0-0	0-0	0	3	0
Hicks	0-0	0-0	0-0	0	0	0
Reed	5-9	2-5	3-5	2	10	15
Jackson	0-0	0-0	0-0	0	0	0
Tillis	2-3	0-0	0-0	2	0	4
Davis	1-3	0-0	0-0	3	1	2
Peay	4-9	0-0	0-0	4	3	8
Cole	8-19	0-0	5-7	14	2	21
Parker	2-4	0-0	3-5	0	0	7
Hill	9-12	0-0	3-5	9	0	21
TEAM				7		
TOTALS	31-62	2-5	14-22	41	19	78
Pct.	50.0	40.0	63.6			

Score by periods	1st	2nd	Total
Long Beach State	26	36	62
Stephen F. Austin	21	57	78

Arena: SFA Coliseum
 Officials: Courteau, Sanseviro
 Attendance: 4,675

LONG BEACH STATE 83
USC 58
 March 16, 1991 • Long Beach, Calif.

USC	FG	3FG	FT	REB	A	TP
Keenan	8-17	0-0	2-2	6	0	18
Woods	0-6	0-1	0-2	4	1	0
Leslie	7-16	0-1	1-3	9	0	15
Story	2-11	0-2	2-3	4	6	6
Easterly	3-9	0-1	3-3	13	1	9
Kennedy	1-1	0-0	0-1	0	0	2
Strickland	0-4	0-1	1-3	3	1	1
Garcia	0-0	0-0	2-2	2	0	2
Gessig	0-6	0-0	5-8	2	1	5
TOTALS	21-70	0-6	16-28	49	10	58
Pct.	30.0	0.0	57.1			

LBSU	FG	3FG	FT	REB	A	TP
Moore	8-14	0-3	3-6	10	1	19
Scott	1-3	0-0	0-0	5	0	2
Parriott	7-7	0-0	2-3	7	3	16
Wilkerson	10-16	1-3	3-3	2	6	24
Jackson	2-6	0-2	2-3	4	7	6
Gaytan	0-0	0-0	0-0	3	0	0
Strange	3-4	0-0	0-1	0	1	6
Harriston	0-0	0-0	1-2	2	1	1
Klaudjerovich	0-2	0-1	0-1	0	0	0
Bennett	4-6	0-0	1-2	1	1	9
TOTALS	35-58	1-9	12-21	36	20	83
Pct.	60.3	11.1	57.1			

Score by periods	1st	2nd	Total
USC	28	30	58
Long Beach State	39	44	83

Arena: University Gym
 Officials: Pitt, Fanney
 Attendance: 2,023

GEORGIA 87
LONG BEACH STATE 77
 March 21, 1991 • Las Vegas, Nev.

GEORGIA	FG	3FG	FT	REB	A	TP
Robinson	2-2	0-0	0-1	0	0	4
Lowe	3-8	0-0	8-10	2	5	14
Jones	1-4	0-0	0-0	2	2	2
Hardmon	9-16	0-0	8-8	6	0	26
Carter	4-7	0-0	2-5	6	0	10
Ford	5-12	0-0	1-2	8	3	11
Jenkins	3-5	0-0	2-4	7	0	8
Shuler	6-6	0-0	0-1	4	7	12
TOTALS	33-60	0-0	21-31	40	17	87
Pct.	55.0	0.0	67.7			

LBSU	FG	3FG	FT	REB	A	TP
Moore	4-13	1-2	4-5	11	3	13
Wilkerson	7-16	1-3	2-3	3	1	17
Gaytan	1-1	0-0	1-2	0	1	3
Jackson	4-11	1-3	8-8	2	2	17
Scott	0-4	0-0	2-2	1	2	22
Strange	5-9	0-0	1-2	2	0	11
Harriston	2-3	0-0	0-0	3	1	4
Parriott	1-6	0-0	6-6	7	0	8
Bennett	1-3	0-0	0-0	4	1	2
TOTALS	25-66	3-8	24-28	37	11	77
Pct.	37.9	37.5	85.7			

Score by periods	1st	2nd	Total
Georgia	39	48	87
Long Beach State	37	40	77

Arena: Thomas & Mack Center
 Officials: Morningstar, Cronin
 Attendance: 1,237

CREIGHTON 79
LONG BEACH STATE 66
 March 18, 1992 • Omaha, Neb.

LBSU	FG	3FG	FT	REB	A	TP
Gower	1-1	0-0	2-2	2	0	4
Thormahlen	0-4	0-2	0-0	0	1	0
Gaytan	1-6	0-0	0-0	1	1	2
Jackson	14-20	5-7	1-2	3	1	34
Scott	5-10	0-0	3-4	5	1	13
Harriston	0-5	0-3	0-0	2	2	0
Johnson	1-2	0-0	0-0	2	1	2
Parriott	2-6	0-0	0-0	11	1	4
Bennett	2-9	1-4	2-2	5	1	7
TOTALS	26-63	6-16	8-10	31	9	66
Pct.	41.3	37.5	80.0			

CREIGHTON	FG	3FG	FT	REB	A	TP
Hendrickson	3-5	1-3	4-4	3	2	11
Strathman	1-7	0-1	9-10	4	10	11
Sanford	4-6	1-1	0-0	4	8	9
Halligan	6-13	5-8	2-5	9	0	19
Rump	1-1	0-0	0-0	1	1	2
Landuyt	0-0	0-0	0-0	0	0	0
Olson	0-0	0-0	0-0	0	0	0
Kugel	12-19	0-0	3-5	10	2	27
TOTALS	27-51	7-13	18-24	35	23	79
Pct.	52.9	53.8	75.0			

Score by periods	1st	2nd	Total
Long Beach State	28	38	66
Creighton	39	40	79

Arena: Omaha Civic Auditorium
 Officials: Chepy, Franklin
 Attendance: 3,502

OREGON STATE 56
LONG BEACH STATE 55
 March 17, 2017 • Corvallis, Ore.

LBSU	FG	3FG	FT	REB	A	TP
Sawyer	3-10	1-2	0-0	7	2	7
Montgomery	6-14	3-7	0-0	4	1	15
McCowan	1-3	0-1	0-1	3	1	2
Benton	5-13	2-2	5-6	2	3	17
Kim	0-7	0-2	0-0	2	2	0
Gertz	3-3	3-3	0-0	0	0	9
Jackson	0-1	0-0	0-0	0	0	0
Hascheff	1-5	0-0	0-0	0	1	2
Turner	0-1	0-0	0-0	1	0	0
Wilson	1-1	1-1	0-0	1	0	3
Henry	0-1	0-0	0-0	0	1	0
Ta'afua	0-0	0-0	0-0	1	1	0
TOTALS	20-59	10-18	5-7	29	11	55
Pct.	33.9	55.6	71.4			

OREGON STATE	FG	3FG	FT	REB	A	TP
Brown	6-10	0-0	0-0	7	1	12
Gulich	4-10	0-0	2-4	7	1	10
Pivec	5-8	0-1	0-1	7	1	10
Hanson	1-5	0-1	0-0	7	2	2
Wiese	1-8	1-8	4-4	5	6	7
McWilliams	2-5	1-4	2-2	2	2	7
Orum	3-4	0-0	0-0	5	2	6
Tudor	0-2	0-2	0-0	0	0	0
Kalmer	1-1	0-0	0-0	0	0	2
TOTALS	23-53	2-16	8-11	44	15	56
Pct.	52.9	53.8	75.0			

Score by periods	1st	2nd	3rd	4th	Total
Long Beach State	15	15	9	16	55
Oregon State	17	12	15	12	56

Arena: Gill Coliseum
 Officials: Barlow, Yarbrough, Overstreet
 Attendance: 4,692

WNIT RECORDS

WNIT HISTORY

WNIT APPEARANCES: 4

OVERALL RECORD: 2-4

Date	Round	Opponent	Result	Score	Arena	City
3/16/00	First Round	New Mexico	W	87-63	The Pit	Albuquerque, N.M.
3/18/00	Second Round	Saint Mary's	W	73-48	McKeon Pavilion	Moraga, Calif.
3/22/00	Third Round	Colorado State	L	65-63	Moby Arena	Fort Collins, Colo.
3/20/13	First Round	Utah	L	56-49	Walter Pyramid	Long Beach, Calif.
3/19/15	First Round	San Diego	L	63-56	Jenny Craig Pavilion	San Diego, Calif.
3/17/16	First Round	Oregon	L	84-76	Matthew Knight Arena	Eugene, Ore.

NWIT HISTORY

NWIT APPEARANCES: 1

OVERALL RECORD: 1-2

Date	Opponent	Result	Score	Arena	City
3/16/78	Drake	W	81-71	Amarillo Civic Center	Amarillo, Texas
3/17/78	Old Dominion	L	77-58	Amarillo Civic Center	Amarillo, Texas
3/18/78	Kentucky	L	79-69	Amarillo Civic Center	Amarillo, Texas

**The National Women's Invitational Tournament (NWIT) was a postseason tournament for women's intercollegiate basketball programs that was contested from 1969 to 1996. After the NWIT folded in 1996, the concept was resurrected in 1998 by Triple Crown Sports under the same name, but that name was changed to the Women's National Invitation Tournament (WNIT) in 1999.*

WNIT - LBSU Team Records

POINTS		3-POINT FIELD GOALS MADE		FREE THROWS ATTEMPTED		ASSISTS	
87	at New Mexico 3/16/00	8	at Oregon 3/17/16	33	at Saint Mary's 3/18/00	22	at New Mexico 3/16/00
76	at Oregon 3/17/16	6	at San Diego 3/19/15	25	at New Mexico 3/16/00	15	at Oregon 3/17/16
73	at Saint Mary's 3/18/00	5	vs. Utah 3/20/13	23	at Colorado State 3/22/00	13	at Colorado State 3/22/00
						13	at Saint Mary's 3/18/00
FIELD GOALS MADE		3-POINT FIELD GOALS ATTEMPTED		FREE THROW PCT.		TURNOVERS	
32	at New Mexico 3/16/00	25	at Oregon 3/17/16	76.0	at New Mexico 3/16/00	23	at New Mexico 3/16/00
28	at Oregon 3/17/16	22	at San Diego 3/19/15	70.6	at Oregon 3/17/16	19	at Colorado State 3/22/00
26	at Colorado State 3/22/00	12	vs. Utah 3/20/13	66.7	at San Diego 3/19/15	19	at Saint Mary's 3/18/00
FIELD GOALS ATTEMPTED		3-POINT FIELD GOAL PCT.		REBOUNDS		BLOCKS	
68	at Colorado State 3/22/00	50.0	at New Mexico 3/16/00	46	at Colorado State 3/22/00	8	at San Diego 3/19/15
62	at Oregon 3/17/16	41.7	vs. Utah 3/20/13	46	at Saint Mary's 3/18/00	5	at New Mexico 3/16/00
61	at New Mexico 3/16/00	32.0	at Oregon 3/17/16	40	at New Mexico 3/16/00	4	at Saint Mary's 3/18/00
FIELD GOAL PCT.		FREE THROWS MADE		FOULS		STEALS	
52.5	at New Mexico 3/16/00	21	at Saint Mary's 3/18/00	23	at Saint Mary's 3/18/00	16	at New Mexico 3/16/00
45.2	at Oregon 3/17/16	19	at New Mexico 3/16/00	23	at New Mexico 3/16/00	12	at Saint Mary's 3/18/00
44.4	at Colorado State 3/22/00	12	at Oregon 3/17/16	22	at Colorado State 3/22/00	11	vs. Utah 3/20/13

WNIT - LBSU Individual Records

POINTS		3-POINT FIELD GOALS MADE		FREE THROWS ATTEMPTED		ASSISTS	
25	Rhonda Smith at New Mexico 3/16/00	4	Reta Sula at New Mexico 3/16/00	11	Rhonda Smith at New Mexico 3/16/00	6	Alex Sanchez vs. Utah 3/20/13
24	Hallie Meneses at San Diego 3/19/15	3	Jessica Gertz at Oregon 3/17/16	9	Raven Benton at Oregon 3/17/16	5	Raven Benton at Oregon 3/17/16
22	Raven Benton at Oregon 3/17/16	3	Hallie Meneses at San Diego 3/19/15	9	Rhonda Smith at Colorado State 3/22/00	5	Hallie Meneses at San Diego 3/19/15
22	Rhonda Smith at Saint Mary's 3/18/00	3	Ella Clark vs. Utah 3/20/13	9	Rhonda Smith at Saint Mary's 3/18/00	5	Tamara Inoue at New Mexico 3/16/00
FIELD GOALS MADE		3-POINT FIELD GOALS ATTEMPTED		FREE THROW PCT. (Min. 5 Made)		BLOCKS	
8	Hallie Meneses at San Diego 3/19/15	9	Hallie Meneses at San Diego 3/19/15	1.000	Hallie Meneses at San Diego 3/19/15	5	Madison Montgomery at San Diego 3/19/15
8	Charel Bailey at Colorado State 3/22/00	7	Ella Clark vs. Utah 3/20/13	88.9	Rhonda Smith at Saint Mary's 3/18/00	4	Rhonda Smith at Saint Mary's 3/18/00
8	Rhonda Smith at New Mexico 3/16/00	6	2x, Last: Jessica Gertz at Oregon 3/17/16	81.8	Rhonda Smith at New Mexico 3/16/00	4	Rhonda Smith at New Mexico 3/16/00
7	2x, Last: Raven Benton at Oregon 3/17/16	3-POINT FIELD GOAL PCT. (Min. 3 Made)		REBOUNDS		STEALS	
		1.000	Reta Sula at New Mexico 3/16/00	11	Rhonda Smith at Saint Mary's 3/18/00	5	Chantel Dooley at San Diego 3/19/15
		50.0	Jessica Gertz at Oregon 3/17/16	10	Rhonda Smith at New Mexico 3/16/00	5	Chantel Dooley vs. Utah 3/20/13
		42.9	Ella Clark vs. Utah 3/20/13	9	Madison Montgomery at San Diego 3/19/15	4	Kesha Wade at Colorado State 3/22/00
		FREE THROWS MADE		9	Charel Bailey at Colorado State 3/22/00		
		9	Rhonda Smith at New Mexico 3/16/00				
		8	Rhonda Smith at Saint Mary's 3/18/00				
		7	Raven Benton at Oregon 3/17/16				

WNIT TEAMS

WNIT TEAMS

1999-00

22-11 Overall • 12-3 Big West

1999-00 Roster

No.	Name	Pos.	Ht.	Yr.	Hometown (Previous School)
4	Kesha Wade	F	5-9	Sr.	Duncanville, Texas (Duncanville HS)
5	Crystal Givens	F	6-0	So.	Long Beach, Calif. (Wilson HS)
11	Bianca Larson	F	6-4	Fr.	Orange, Calif. (Villa Park HS)
12	Chelsea Cooper	G	5-4	Sr.	Rialto, Calif. (CS Northridge)
13	Rhonda Smith	C	6-8	Sr.	Downey, Calif. (Trinity Valley JC)
20	Reta Sula	G	5-6	Jr.	Long Beach, Calif. (Jordan HS)
21	Montoya Whitfield	F	6-3	Fr.	Long Beach, Calif. (Poly HS)
22	Maria Starks	G	5-6	RFr.	Louisville, Ky. (Jeffersonstown HS)
23	Tamara Inoue	G	5-6	So.	Laguna Hills, Calif. (Cal)
25	Marina Sanchez	F	6-3	Jr.	Dehli, Calif. (Merced CC)
30	Crystal Hogan	G	5-9	Sr.	Compton, Calif. (Compton College)
32	Nicole Legaux	G	5-7	Sr.	Los Angeles, Calif. (Westchester HS)
33	Jeri Costello	G	5-8	Fr.	Whittier, Calif. (Brea Olinda HS)
43	Jackie Moore	F	6-2	Jr.	Long Beach, Calif. (Poly HS)
50	Charel Bailey	F	6-1	Jr.	Altadena, Calif. (John Muir HS)

Head Coach: Dallas Boychuk-Bolla

Associate Head Coach: Rosa Stokes

Assistant Coach: Tuonisia Turner

Assistant Coach: Miranda Serna

2014-15

22-10 Overall • 9-7 Big West

2014-15 Roster

No.	Name	Pos.	Ht.	Yr.	Hometown (Previous School)
1	Jessica Gertz	G	5-10	Fr.	Oregon City, Ore. (Oregon City HS)
3	Alex Sanchez	G	5-10	Sr.	Anaheim, Calif. (Troy HS)
5	Gigi Hascheff	G	5-7	So.	Reno, Nev. (Sacramento State)
11	Hallie Meneses	G	5-5	Sr.	San Francisco, Calif. (CC of San Francisco)
13	Jewelyn Sawyer	G	6-0	So.	Paramount, Calif. (Gahr HS)
20	Raven Benton	G	5-10	So.	Tacoma, Wash. (Federal Way HS)
21	Anna Kim	G	5-5	So.	Fullerton, Calif. (Brea Olinda HS)
22	Madison Montgomery	F	6-1	So.	Englewood, Colo. (Highlands Ranch HS)
23	Cecily Wilson	G	5-8	Fr.	Gilbert, Ariz. (Mesquite HS)
24	Bianka Balthazar	G	5-11	Sr.	Los Angeles, Calif. (Santa Monica HS)
31	Chantel Dooley	G	5-8	Jr.	Northridge, Calif. (Montclair Prep)
32	Devin Hudson	C	6-3	Jr.	Ontario, Calif. (Colony HS)
44	Lauren Spargo	G	5-11	Sr.	Santa Clarita, Calif. (Valencia HS)

Head Coach: Jody Wynn

Assistant Coach: Derek Wynn

Assistant Coach: Paul Reed

Assistant Coach: Kari LaPlante

Director of Operations: Tipesa Moorer

2012-13

16-16 Overall • 9-9 Big West

2012-13 Roster

No.	Name	Pos.	Ht.	Yr.	Hometown (Previous School)
2	Bianka Balthazar	G	5-11	So.	Los Angeles, Calif. (Santa Monica HS)
3	Alex Sanchez	G	5-10	So.	Anaheim, Calif. (Troy HS)
5	Jade Wilson	F/C	6-2	Jr.	Tempe, Ariz. (Mesa CC)
10	Ella Clark	F	6-3	So.	London, England (Barking Abbey School)
11	Hallie Meneses	G	5-5	Jr.	San Francisco, Calif. (CC of San Francisco)
12	Sigrid Skorpen	G	5-10	So.	Asker, Norway (Asker HS)
21	Gabby Kaiser	F	6-2	Fr.	Mission Viejo, Calif. (Mission Viejo HS)
23	Mary Ochiltree	G/F	5-11	Sr.	Lake Stevens, Wash. (Everett CC)
31	Chantel Dooley	G	5-8	So.	Northridge, Calif. (Montclair Prep)
32	Devin Hudson	C	6-3	So.	Ontario, Calif. (Colony HS)
44	Lauren Spargo	G	5-11	So.	Santa Clarita, Calif. (Valencia HS)

Head Coach: Jody Wynn

Assistant Coach: Derek Wynn

Assistant Coach: Jeff Cammon

Assistant Coach: Laura Freimuth

Director of Operations: Lauren Kawahara

2015-16

24-9 Overall • 12-4 Big West

2015-16 Roster

No.	Name	Pos.	Ht.	Yr.	Hometown (Previous School)
1	Jessica Gertz	G	5-10	So.	Oregon City, Ore. (Oregon City HS)
2	Katie Webster	G	5-11	Fr.	Rockwall, Texas (Rockwall-Heath HS)
3	Chanterria Jackson	F	6-1	Fr.	McKinney, Texas (McKinney North HS)
11	Martina McCowan	G	5-9	Fr.	Portland, Ore. (Saint Mary's Academy)
13	Jewelyn Sawyer	G/F	6-0	Jr.	Paramount, Calif. (Gahr HS)
20	Raven Benton	G	5-10	Jr.	Tacoma, Wash. (Federal Way HS)
21	Anna Kim	G	5-5	Jr.	Fullerton, Calif. (Brea Olinda HS)
22	Madison Montgomery	F	6-1	Jr.	Englewood, Colo. (Highlands Ranch HS)
23	Cecily Wilson	G	5-8	So.	Gilbert, Ariz. (Mesquite HS)
30	Gigi Hascheff	G	5-7	So.	Reno, Nev. (Sacramento State)
31	Chantel Dooley	G	5-8	Sr.	Northridge, Calif. (Montclair Prep)
32	Aaryon Green	F	6-1	Fr.	Rialto, Calif. (Eisenhower HS)

Head Coach: Jody Wynn

Assistant Coach: Derek Wynn

Assistant Coach: Paul Reed

Assistant Coach: Kari LaPlante

Director of Operations: Bianka Balthazar

WNIT BOX SCORES

LONG BEACH STATE 87
NEW MEXICO 63
 March 16, 2000 • Albuquerque, N.M.

LBSU	FG	3FG	FT	REB	A	TP
Givens	2-2	0-0	4-4	3	1	8
Bailey	3-4	0-0	2-2	5	0	8
Smith	8-16	0-0	9-11	10	0	25
Cooper	2-6	0-1	2-2	1	4	6
Inoue	1-3	0-1	0-0	1	5	2
Wade	3-4	0-0	2-4	1	2	8
Sula	7-9	4-4	0-0	4	3	18
Starks	0-0	0-0	0-0	1	1	0
Sanchez	2-3	0-0	0-0	1	0	4
Hogan	0-1	0-1	0-0	4	3	0
Legaux	0-1	0-0	0-0	1	1	0
Costello	0-2	0-1	0-2	0	0	0
Moore	4-10	0-0	0-0	6	2	8
TEAM				2		
TOTALS	32-61	4-8	19-25	40	22	87
Pct.	52.5	50.0	76.0			

NEW MEXICO	FG	3FG	FT	REB	A	TP
Sanchez	2-8	0-5	1-2	3	1	5
Grear	1-2	0-0	3-6	3	1	5
Adams	4-9	1-3	2-2	7	0	11
McKinnon	0-3	0-0	2-5	0	0	2
Heckroth	1-2	1-1	0-1	1	1	3
Roberts	1-1	0-0	0-1	1	1	2
Ewing	1-4	0-2	3-4	4	0	5
Bryant	1-6	0-0	3-4	5	0	5
Garcia	3-7	2-5	0-2	0	1	8
Nash	2-4	1-3	2-2	0	2	7
Williams	1-2	0-0	0-2	2	0	2
Bocock	4-6	0-0	0-0	8	4	8
TEAM				2		
TOTALS	21-54	5-19	16-31	36	11	63
Pct.	38.9	26.3	51.6			

Score by periods	1st	2nd	Total
Long Beach State	43	44	87
New Mexico	33	30	63

Arena: The Pit
 Officials: Herman, Williams, Coffman
 Attendance: 5,028

LONG BEACH STATE 73
ST. MARY'S 48
 March 18, 2000 • Moraga, Calif.

LBSU	FG	3FG	FT	REB	A	TP
Givens	0-2	0-0	0-0	2	2	0
Bailey	5-6	0-0	2-7	7	1	12
Smith	7-12	0-0	8-9	11	0	22
Cooper	1-6	0-1	1-2	0	2	3
Inoue	0-3	0-0	2-2	1	1	2
Wade	2-7	0-0	2-4	4	1	6
Sula	2-4	1-3	1-2	2	4	6
Starks	0-0	0-0	0-0	0	0	0
Sanchez	1-1	0-0	0-0	1	0	2
Hogan	0-4	0-2	0-0	3	1	0
Legaux	2-5	1-2	0-0	1	1	5
Costello	3-3	0-0	0-0	1	0	6
Moore	2-6	0-0	5-7	4	0	9
TEAM				9		
TOTALS	25-59	2-8	21-33	46	13	73
Pct.	42.4	25.0	63.6			

ST. MARY'S	FG	3FG	FT	REB	A	TP
Morris, T.	3-13	0-5	5-5	4	3	11
Dosty, Jerkisha	1-7	0-0	1-3	6	1	3
Dosty, Jermisha	1-4	0-0	1-4	10	0	3
Parker	0-1	0-0	0-0	2	1	0
Quintal	5-6	4-5	0-0	1	3	14
Abraham	2-3	0-0	0-1	0	1	4
Volmer	1-3	1-2	0-3	1	0	3
Miles-Threatt	1-3	0-0	0-2	0	1	2
Morris, J.	2-8	1-4	3-4	3	0	8
Davis	0-1	0-1	0-1	1	0	0
Kelly	0-2	0-0	0-0	1	0	0
TEAM				12		
TOTALS	16-51	6-17	10-23	41	10	48
Pct.	31.4	35.3	43.5			

Score by periods	1st	2nd	Total
Long Beach State	35	38	73
St. Mary's	15	33	48

Arena: McKeon Pavilion
 Officials: Karp, Jarvie, Russi
 Attendance: 1,267

COLORADO STATE 65
LONG BEACH STATE 63
 March 22, 2000 • Fort Collins, Colo.

LBSU	FG	3FG	FT	REB	A	TP
Givens	0-2	0-0	0-0	2	1	0
Bailey	8-14	0-0	1-3	9	0	17
Smith	3-11	0-0	3-9	6	0	9
Cooper	2-6	0-0	0-1	0	2	4
Inoue	1-4	0-0	0-0	4	4	2
Wade	6-10	0-0	1-4	2	1	13
Sula	2-7	2-6	2-2	4	4	8
Hogan	1-3	0-1	1-2	3	0	3
Costello	1-1	0-0	0-0	1	1	2
Moore	2-10	0-0	1-2	7	0	5
TEAM				8		
TOTALS	26-68	2-7	9-23	46	13	63
Pct.	38.2	28.6	39.1			

CSU	FG	3FG	FT	REB	A	TP
Gorton	6-9	0-1	7-8	7	4	19
Tate	2-5	0-0	3-6	5	0	7
Haanen	2-8	0-6	2-2	4	1	6
Johnson	2-7	1-6	0-0	2	1	5
Campbell	2-3	0-1	0-0	1	0	4
English	3-6	1-4	2-3	4	2	9
Manning	0-0	0-0	0-0	0	0	0
Borton	4-10	2-5	2-3	9	2	12
Narkiewicz	1-2	1-1	0-0	0	0	3
Strecker	0-2	0-0	0-0	1	0	0
TEAM				5		
TOTALS	22-52	5-24	16-22	38	10	65
Pct.	42.3	20.8	72.7			

Score by periods	1st	2nd	Total
Long Beach State	38	25	63
Colorado State	40	25	65

Arena: Moby Arena
 Officials: Larson, Stevens, Adams
 Attendance: 4,197

UTAH 56
LONG BEACH STATE 49
 March 20, 2013 • Long Beach, Calif.

UTAH	FG	3FG	FT	REB	A	TP
Wicijowski	4-9	0-0	4-5	6	1	12
Plouffe	7-12	1-4	2-4	14	2	17
Rodrigues	4-9	2-4	0-0	4	4	10
Messer	2-5	2-5	3-4	2	0	9
Rodriguez	1-2	1-2	0-1	0	3	3
Wilson	1-3	1-3	0-0	1	2	3
Bridgewater	1-1	0-0	0-0	1	0	2
Dunbar	0-1	0-0	0-0	0	2	0
TEAM				3		
TOTALS	20-42	7-18	9-14	31	14	56
Pct.	47.6	38.9	64.3			

LBSU	FG	3FG	FT	REB	A	TP
Clark	4-12	3-7	0-0	5	1	11
Ochiltree	1-3	1-2	2-2	1	0	5
Hudson	2-2	0-0	0-0	6	0	4
Sanchez	5-12	1-3	2-2	2	6	13
Dooley	2-8	0-0	1-3	5	1	5
Wilson	1-2	0-0	0-0	2	1	2
Kaiser	2-3	0-0	0-0	0	0	4
Spargo	2-8	0-0	1-2	5	0	5
TEAM				2		
TOTALS	19-50	5-12	6-9	28	9	49
Pct.	38.0	41.7	66.7			

Score by periods	1st	2nd	Total
Utah	26	30	56
Long Beach State	20	29	49

Arena: Walter Pyramid
 Officials: Gonzalez, Karp, Kimura
 Attendance: 503

SAN DIEGO 63
LONG BEACH STATE 56
 March 19, 2015 • San Diego, Calif.

LBSU	FG	3FG	FT	REB	A	TP
Montgomery	3-6	0-1	0-0	9	0	6
Sanchez	4-10	2-5	1-2	2	4	11
Meneses	8-20	3-9	5-5	4	5	24
Kim	3-9	1-3	0-0	3	0	7
Dooley	1-5	0-2	2-3	7	1	4
Gertz	0-1	0-1	0-0	0	0	0
Sawyer	1-4	0-0	0-2	3	0	2
Wilson	0-0	0-0	0-0	0	1	0
Hudson	1-3	0-0	0-0	0	0	2
Spargo	0-1	0-1	0-0	0	0	0
TEAM				3		
TOTALS	21-59	6-22	8-12	31	11	56
Pct.	35.6	27.3	66.7			

SAN DIEGO	FG	3FG	FT	REB	A	TP
McDaniel	2-7	0-0	2-2	14	4	6
Ederaine	7-13	0-0	4-4	10	0	18
Malina Hood	5-13	2-6	2-4	2	3	14
Maya Hood	6-12	0-1	1-3	5	3	13
Woodward	0-2	0-0	0-0	3	1	0
Jelniker	1-2	0-0	0-0	2	0	2
Ward-El	0-2	0-0	0-0	0	0	0
Hamilton	2-7	0-1	1-2	5	9	5
Young	2-4	0-0	1-2	2	0	5
TEAM				8		
TOTALS	25-62	2-8	11-17	51	20	63
Pct.	40.3	25.0	64.7			

Score by periods	1st	2nd	Total
Long Beach State	28	28	56
San Diego	34	29	63

Arena: Jenny Craig Pavilion
 Officials: Flores, Nash, Torigoe
 Attendance: 677

OREGON 84
LONG BEACH STATE 76
 March 17, 2016 • Eugene, Ore.

LBSU	FG	3FG	FT	REB	A	TP
Montgomery	0-6	0-2	0-0	2	3	0
Sawyer	3-9	0-3	2-2	4	1	8
Benton	7-13	1-2	7-9	8	5	22
Kim	4-6	2-3	2-2	4	0	12
Wilson	1-3	0-2	0-0	0	0	2
Gertz	4-9	3-6	0-0	1	1	11
Jackson	4-6	1-2	0-2	2	2	9
Hascheff	5-10	1-5	1-2	1	3	12
McCowan	0-0	0-0	0-0	0	0	0
TEAM				5		
TOTALS	28-62	8-25	12-17	27	15	76
Pct.	45.2	32.0	70.6			

OREGON	FG	3FG	FT	REB	A	TP
Vandenberg	6-7	0-0	1-2	6	3	13
Cazorla	3-9	2-7	5-5	6	8	13
Bando	4-9	3-6	2-2	2	3	13
Petersen	6-12	6-10	4-4	3	4	22
Cooper	4-10	3-7	2-3	3	3	13
Brenner	3-4	0-0	0-0	2	1	6
Yearwood	0-1	0-0	0-0	5	1	0
Gildon	2-3	0-0	0-0	4	0	4
TEAM				4		
TOTALS	28-55	14-30	14-16	35	23	84
Pct.	50.9	46.7	87.5			

Score by periods	1st	2nd	3rd	4th	Total
Long Beach State	25	13	21	17	76
Oregon	19	27	18	20	84

Arena: Matthew Knight Arena
 Officials: Baldwin, Patterson, Graves
 Attendance: 870

BIG WEST TOURNAMENT RESULTS

LBSU BIG WEST TOURNAMENT HISTORY

OVERALL RECORD: 38-25

Date	Round	LB Seed	Opp Seed	Opponent	Result	Score	Arena	City
3/6/86	Quarterfinal	1	8	UC Santa Barbara	W	94-63	The Gold Mine	Long Beach, Calif.
3/7/86	Semifinal	1	5	San Diego State	W	116-74	The Forum	Inglewood, Calif.
3/8/86	Final	1	2	UNLV	L	89-99	The Forum	Inglewood, Calif.
3/5/87	Quarterfinal	1	8	Pacific	W	123-65	The Gold Mine	Long Beach, Calif.
3/6/87	Semifinal	1	6	San Diego State	W	108-74	The Forum	Inglewood, Calif.
3/7/87	Final	1	3	UNLV	W	98-57	The Forum	Inglewood, Calif.
3/10/88	Quarterfinal	1	8	Pacific	W	77-50	The Gold Mine	Long Beach, Calif.
3/11/88	Semifinal	1	4	San Diego State	W	94-78	The Forum	Inglewood, Calif.
3/12/88	Final	1	2	UNLV	W	94-78	The Forum	Inglewood, Calif.
3/8/89	Quarterfinal	1	8	UC Irvine	W	91-59	Long Beach Arena	Long Beach, Calif.
3/10/89	Semifinal	1	5	Cal State Fullerton	W	81-61	Long Beach Arena	Long Beach, Calif.
3/11/89	Final	1	2	UNLV	W	89-81	Long Beach Arena	Long Beach, Calif.
3/8/90	Quarterfinal	3	6	UC Santa Barbara	W	89-59	Long Beach Arena	Long Beach, Calif.
3/10/90	Semifinal	3	7	Pacific	W	85-83	Long Beach Arena	Long Beach, Calif.
3/11/90	Final	3	1	UNLV	L	64-67	Long Beach Arena	Long Beach, Calif.
3/6/91	Quarterfinal	2	8	Hawai'i	W	99-59	Long Beach Arena	Long Beach, Calif.
3/7/91	Semifinal	2	4	UC Santa Barbara	W	82-70	Long Beach Arena	Long Beach, Calif.
3/9/91	Final	2	3	Cal State Fullerton	W	71-60	Long Beach Arena	Long Beach, Calif.
3/11/92	Quarterfinal	3	7	Fresno State	W	86-60	Long Beach Arena	Long Beach, Calif.
3/12/92	Semifinal	3	6	New Mexico State	W	87-68	Long Beach Arena	Long Beach, Calif.
3/13/92	Final	3	1	UC Santa Barbara	L	60-68	Long Beach Arena	Long Beach, Calif.
3/10/93	Quarterfinal	6	3	UC Santa Barbara	L	46-74	Long Beach Arena	Long Beach, Calif.
3/8/94	Qualifying	7	10	Nevada	W	94-58	Thomas & Mack Center	Las Vegas, Nev.
3/9/94	Quarterfinal	7	2	UNLV	L	81-108	Thomas & Mack Center	Las Vegas, Nev.
3/8/95	Quarterfinal	6	3	UC Irvine	L	60-71	Thomas & Mack Center	Las Vegas, Nev.
3/7/96	Quarterfinal	5	4	Pacific	L	80-90	Lawlor Events Center	Reno, Nev.
3/5/97	Quarterfinal	W4	E1	Nevada	W (ot)	79-69	Lawlor Events Center	Reno, Nev.
3/6/97	Semifinal	W4	W2	UC Irvine	L	50-57	Lawlor Events Center	Reno, Nev.
3/3/99	Quarterfinal	W2	E3	Boise State	W (ot)	76-74	Lawlor Events Center	Reno, Nev.
3/5/99	Semifinal	W2	E1	North Texas	W	88-68	Lawlor Events Center	Reno, Nev.
3/6/99	Final	W2	W1	UC Santa Barbara	L	67-94	Lawlor Events Center	Reno, Nev.
3/8/00	Quarterfinal	W2	E3	Boise State	W	70-65	Lawlor Events Center	Reno, Nev.
3/10/00	Semifinal	W2	E1	Nevada	W	97-87	Lawlor Events Center	Reno, Nev.
3/11/00	Final	W2	W1	UC Santa Barbara	L	69-79	Lawlor Events Center	Reno, Nev.
3/7/01	Quarterfinal	2	7	Idaho	W	82-73	Anaheim Convention Center	Anaheim, Calif.
3/9/01	Semifinal	2	6	Cal Poly	W	93-68	Anaheim Convention Center	Anaheim, Calif.
3/10/01	Final	2	1	UC Santa Barbara	L	76-79	Anaheim Convention Center	Anaheim, Calif.
3/6/02	Quarterfinal	4	5	Cal Poly	W	77-72	Anaheim Convention Center	Anaheim, Calif.
3/8/02	Semifinal	4	1	UC Santa Barbara	L	65-83	Anaheim Convention Center	Anaheim, Calif.
3/12/03	Quarterfinals	3	6	Cal Poly	W	76-62	Anaheim Convention Center	Anaheim, Calif.
3/14/03	Semifinals	3	2	Pacific	L	51-71	Anaheim Convention Center	Anaheim, Calif.
3/10/04	Play-in Game	5	8	Utah State	W	55-48	Anaheim Convention Center	Anaheim, Calif.
3/11/04	Quarterfinal	5	4	Cal Poly	W	58-55	Anaheim Convention Center	Anaheim, Calif.
3/12/04	Semifinal	5	1	UC Santa Barbara	L	56-74	Anaheim Convention Center	Anaheim, Calif.
3/11/05	Semifinal	2	3	Idaho	L	67-69	Anaheim Convention Center	Anaheim, Calif.
3/10/06	Semifinal	2	4	UC Riverside	L	49-57	Anaheim Convention Center	Anaheim, Calif.
3/7/07	First Round	6	7	UC Irvine	W	76-64	Anaheim Convention Center	Anaheim, Calif.
3/8/07	Quarterfinal	6	3	Cal Poly	W	70-67	Anaheim Convention Center	Anaheim, Calif.
3/9/07	Semifinal	6	1	UC Riverside	L	53-59	Anaheim Convention Center	Anaheim, Calif.
3/8/08	Quarterfinal	7	6	Cal State Fullerton	L	51-69	Anaheim Convention Center	Anaheim, Calif.
3/11/10	Quarterfinal	4	5	UC Santa Barbara	L	50-73	Anaheim Convention Center	Anaheim, Calif.
3/8/11	Quarterfinal	6	3	UC Riverside	L	65-83	Student Rec Center	Riverside, Calif.
3/6/12	Quarterfinal	7	2	Cal State Northridge	W	57-52	The Matadome	Northridge, Calif.
3/9/12	Semifinal	7	1	Cal Poly	W	51-48	Honda Center	Anaheim, Calif.
3/10/12	Final	7	6	UC Santa Barbara	L	54-63	Honda Center	Anaheim, Calif.
3/12/13	First Round	5	8	Cal State Fullerton	L	48-54	Bren Events Center	Irvine, Calif.
3/11/14	First Round	6	7	Cal State Fullerton	W	64-60	Walter Pyramid	Long Beach, Calif.
3/12/14	Quarterfinal	6	3	Hawai'i	L	49-52	Walter Pyramid	Long Beach, Calif.
3/11/15	Quarterfinal	4	5	UC Davis	L	67-70	Titan Gym	Fullerton, Calif.
3/9/16	Quarterfinal	3	6	Cal Poly	W	54-52	Bren Events Center	Irvine, Calif.
3/11/16	Semifinal	3	2	Hawai'i	L	76-60	Honda Center	Anaheim, Calif.
3/10/17	Semifinal	2	3	CSUN	W	61-60	Honda Center	Anaheim, Calif.
3/11/17	Final	2	4	UC Santa Barbara	W	56-55	Honda Center	Anaheim, Calif.

BIG WEST TOURNAMENT RECORDS

Miscellaneous Conference Tournament Records

Record by Year

Year	W-L
1986	2-1
1987	3-0
1988	3-0
1989	3-0
1990	2-1
1991	3-0
1992	2-1
1993	0-1
1994	1-1
1995	0-1
1996	0-1
1997	1-1
1999	2-1
2000	2-1
2001	2-1
2002	1-1
2003	1-1
2004	2-1
2005	0-1
2006	0-1
2007	2-1
2008	0-1
2010	0-1
2011	0-1
2012	2-1
2013	0-1
2014	1-1
2015	0-1
2016	1-1
2017	2-0
2018	0-1
Total	38-26

OT Games	W-L
3/5/97 Nevada	W, 79-69
3/3/99 Boise State	W, 76-74

LBSU vs. Big West Conference

Cal Poly	7-0
Cal State Fullerton	3-2
CSUN	2-0
Hawai'i	1-2
UC Davis	0-1
UC Irvine	2-2
UC Riverside	0-4
UC Santa Barbara	4-9
vs. Current	17-20
vs. Former	19-6

Largest Margin of Victory

58 Pacific, 3/5/87 (123-65)
42 San Diego State, 3/7/86 (116-74)
41 UNLV, 3/7/87 (98-57)

Largest Margin of Defeat

28 UC Santa Barbara, 3/10/93 (46-74)
27 UNLV, 3/9/94 (81-108)
27 UC Santa Barbara, 3/6/99 (67-94)

LBSU by Round

Qualifying	3-1
First Round	1-2
Quarterfinal	17-8
Semifinal	12-8
Final	5-7

Conference Tournament - LBSU Team Records

POINTS		3-POINT FIELD GOALS ATT.		FOULS	
123	vs. Pacific	3/5/87	26	at UC Riverside	3/8/11
116	vs. San Diego State	3/7/86	25	vs. CSUN	3/10/17
108	vs. San Diego State	3/6/87	25	vs. Cal State Fullerton	3/12/13
FIELD GOALS MADE		3-POINT FIELD GOAL PCT.		ASSISTS	
51	vs. Pacific	3/5/87	70.0	vs. UC Santa Barbara	3/10/01
48	vs. San Diego State	3/7/86	50.0	vs. Pacific	3/10/90
47	vs. San Diego State	3/6/87	45.0	vs. UC Irvine	3/7/07
FIELD GOALS ATTEMPTED		FREE THROWS MADE		TURNOVERS	
95	vs. San Diego State	3/6/87	27	at Nevada	3/5/97
88	vs. New Mexico State	3/12/92	26	vs. Hawai'i	3/6/91
86	vs. UC Santa Barbara	3/6/86	25	at Nevada	3/10/00
FIELD GOAL PCT.		FREE THROWS ATTEMPTED		BLOCKS	
63.0	vs. Pacific	3/5/87	44	at Nevada	3/5/97
57.9	vs. San Diego State	3/7/86	38	vs. North Texas	3/5/99
54.4	vs. Cal Poly	3/9/01	35	4x, Last: at Nevada	3/10/00
3-POINT FIELD GOALS MADE		FREE THROW PCT.		STEALS	
9	vs. UC Irvine	3/7/07	85.7	vs. Cal State Fullerton	3/11/14
8	vs. CSUN	3/10/17	85.7	vs. UNLV	3/11/90
8	vs. UC Davis	3/11/15	85.0	vs. UNLV	3/11/89
8	vs. Cal State Fullerton	3/11/14	REBOUNDS		
8	at UC Riverside	3/8/11	65	vs. New Mexico State	3/12/92
			62	at Nevada	3/5/97
			61	vs. Hawai'i	3/6/91

Conference Tournament - LBSU Individual Records

POINTS		FREE THROWS MADE			
37	Cindy Brown vs. Pacific	3/5/87	13	Cindy Brown vs. UNLV	3/7/87
33	Cindy Brown vs. UNLV	3/7/87	9	Raven Benton vs. Hawai'i	3/12/14
30	Ekuah Ramsey vs. Idaho	3/7/01	9	Penny Toler vs. Cal State Fullerton	3/10/89
30	Penny Toler vs. UC Irvine	3/8/89	9	Cindy Brown vs. Pacific	3/5/87
30	Cindy Brown vs. UNLV	3/8/86	FREE THROWS ATTEMPTED		
FIELD GOALS MADE			17	Cindy Brown vs. UNLV	3/7/87
14	Ekuah Ramsey vs. Idaho	3/7/01	14	Carol Brandt vs. UNLV	3/8/86
14	Cindy Brown vs. Pacific	3/5/87	13	Danielle Scott vs. Fresno State	3/11/92
13	Penny Toler vs. UC Irvine	3/8/89	FREE THROWS PCT. (Min. 7 FTA)		
13	Penny Toler vs. Pacific	3/5/87	1.000	Angelique Lee vs. UC Santa Barbara	3/8/90
FIELD GOALS ATTEMPTED			90.0	Raven Benton vs. Hawai'i	3/12/14
26	Traci Waites vs. UNLV	3/11/89	90.0	Penny Toler vs. Cal State Fullerton	3/10/89
24	Angelique Lee vs. UC Santa Barbara	3/8/90	REBOUNDS		
23	Karina Figueroa vs. UC Santa Barbara	3/11/10	24	Devin Hudson vs. Cal State Fullerton	3/12/13
FIELD GOAL PCT. (Min. 10 FGA)			20	Angelique Lee vs. UC Santa Barbara	3/8/90
84.6	Cindy Brown vs. San Diego State	3/7/86	18	Danielle Scott vs. New Mexico State	3/12/92
81.8	Angelique Lee vs. Pacific	3/10/88	ASSISTS		
78.5	Traci Waites vs. UNLV	3/12/88	12	Chelsea Cooper at Nevada	3/10/00
3-POINT FIELD GOALS MADE			12	Akia Hardy vs. Pacific	3/7/96
6	Reta Sula vs. UC Santa Barbara	3/10/01	12	Cindy Brown vs. Pacific	3/5/87
5	Hallie Meneses vs. UC Davis	3/11/15	BLOCKS		
5	Trise Jackson vs. Fresno State	3/11/92	5	Glory Johnson vs. Pacific	3/13/03
3-POINT FIELD GOALS ATTEMPTED			5	Ja'net Davis vs. UC Irvine	3/8/95
11	Ally Wade vs. UC Riverside	3/9/07	5	Charon Johnson vs. UC Santa Barbara	3/10/93
10	Crystal McCutcheon vs. UC Riverside	3/10/06	STEALS		
8	Hallie Meneses vs. UC Davis	3/11/15	10	Shameil Coleman vs. UNLV	3/7/87
3-POINT FIELD GOAL PCT. (Min. 5 3-POINT FGA)			9	Dana Wilkerson vs. Hawai'i	3/6/91
1.000	Trise Jackson vs. Fresno State	3/11/92	9	Cindy Brown vs. San Diego State	3/6/87
85.7	Reta Sula vs. UC Santa Barbara	3/10/01			
62.5	Hallie Meneses vs. UC Davis	3/11/15			

ALL-TIME HONORS

NATIONAL HONORS

KODAK ALL-AMERICAN

1981 LaTaunya Pollard
1983 LaTaunya Pollard
1985 Kirsten Cummings
1986 Cindy Brown
1987 Cindy Brown
1988 Penny Toler
1989 Penny Toler

KODAK ALL-DISTRICT VII

2000 Rhonda Smith
2001 Jackie Moore

WBCA ALL-AMERICAN

1982 LaTaunya Pollard

NAISMITH AWARD FINALIST

1983 LaTaunya Pollard
1986 Cindy Brown
1987 Cindy Brown
1989 Penny Toler

WADE TROPHY WINNER

1983 LaTaunya Pollard

ALL-NCAA FINAL FOUR

1987 Cindy Brown
1988 Penny Toler


NCAA TOURNAMENT ALL-REGION

1982 LaTaunya Pollard
1983 •LaTaunya Pollard
1984 Kirsten Cummings
1985 Roslind Boger
1985 Jackie White
1985 Cindy Brown
1986 Cindy Brown
1987 Margaret Mohr
1987 Penny Toler
1987 •Cindy Brown
1988 •Penny Toler
1988 Traci Waites
1989 Penny Toler
1989 Traci Waites
(* = Region MVP)


OLYMPIANS

1980 LaTaunya Pollard
(Boycotted Games)
1988 Cindy Brown
(Gold Medal)


ALL-AMERICANS




LATAUNYA POLLARD



KIRSTEN CUMMINGS



CINDY BROWN



PENNY TOLER

ALL-CONFERENCE SELECTIONS

PLAYER OF THE YEAR

1982 LaTaunya Pollard
1983 LaTaunya Pollard
1986 Cindy Brown
1988 Penny Toler (co)
1989 Penny Toler (co)
2001 Jackie Moore
2006 Crystal McCutcheon

FRESHMAN OF THE YEAR

1991 Kellie Bennett
2011 Brandi Henton

COACH OF THE YEAR

1986 Joan Bonvicini
2006 Mary Hegarty

DEFENSIVE PLAYER OF THE YEAR

2001 Ekuah Ramsey
2003 Jennifer Baker
2016 Jewelyn Sawyer
2017 Jewelyn Sawyer

SIXTH WOMAN OF THE YEAR

2001 Crystal Givens
2003 Jinga Gosschalk
2017 Raven Benton

BEST HUSTLE PLAYER

2011 Courtney Jacob
2017 Anna Kim

FIRST TEAM

1978 Monica Havelka
Kim Maddox
1979 Kim Maddox
1980 Kim Maddox
LaTaunya Pollard
1981 Kim Maddox
LaTaunya Pollard
1982 LaTaunya Pollard
1983 LaTaunya Pollard
1984 Kirsten Cummings
1985 Cindy Brown
1986 Cindy Brown
Kirsten Cummings
Faye Paige
1987 Cindy Brown

1988 Penny Toler
1989 Penny Toler
1990 Penny Toler
1991 Penny Moore
Dana Wilkerson
1992 Trise Jackson
1994 Danielle Scott
1995 Melissa Gower
1996 Ja'net Davis
1999 Rhonda Smith
2000 Rhonda Smith
2001 Jackie Moore
Reta Sula
2002 Ekuah Ramsey
2003 Glory Johnson
2005 Aisha Hollans
2006 Crystal McCutcheon
2010 Karina Figueroa
2016 Raven Benton
2017 Anna Kim

SECOND TEAM

1979 Bev Groot
Julie Tialavea
1980 Sabrina Scudiero
1981 Beth Schroeder
1982 Kirsten Cummings
1983 Kirsten Cummings
1984 Roslind Boger
1986 Carol Brandt
1988 Shameil Coleman
1989 Shameil Coleman
Traci Waites
1990 Penny Moore
1992 Kari Parriott
1994 Melissa Gower
1996 Akia Hardy
1997 Toby Metoyer
2000 Ekuah Ramsey
Reta Sula
2002 Crystal Givens
2003 Candice Wilson
2004 Petra Glaser
2005 Petra Glaser
Crystal McCutcheon
2006 Fernanda Santos
2007 Karina Figueroa

2008 Karina Figueroa
2009 Whitney Fields
2011 Courtney Jacob
2012 Tipesa Moorer
2015 Raven Benton
2017 Raven Benton

HONORABLE MENTION

1979 Toni Bell
1981 Jo Gabbard
1982 Beth Schroeder
Sabrina Scudiero
1983 Faye Paige
1984 Nina Leonard
Faye Paige
1985 Jackie White
1987 Shameil Coleman
1988 Shannon Smith
Dana Wilkerson
1990 Angeliqe Lee
1992 Danielle Scott
1993 Marsheela Harriston
1995 Kim Barfield
Akia Hardy
1996 Kim Barfield
1998 Tomika Cantley
Kesha Wade
1999 Charel Bailey
Reta Sula
Kesha Wade
2001 Tamara Inoue
2002 Tamara Inoue
2004 Jayme Connors
Candice Wilson
2005 Candice Wilson
Jayme Connors
2006 Jeannie Saunders
2009 Lauren Sims
2010 Lauren Sims
Ally Wade
2011 Brandi Henton
2012 Alex Sanchez
2013 Devin Hudson
Alex Sanchez
2014 Ella Clark
Lauren Spargo
2015 Hallie Meneses
2016 Anna Kim
Jewelyn Sawyer
2017 Madison Montgomery

2018 Jewelyn Sawyer
Shanajah Davison
Naomi Hunt
Cecily Wilson

ALL-FRESHMAN TEAM

1987 Shannon Smith
1988 Dana Wilkerson
1989 Janet Haneberg
1991 Kellie Bennett
Danielle Scott
1997 Kesha Wade
1998 Reta Sula
2002 Jayme Connors
2005 Jeannie Saunders
2006 Karina Figueroa
2008 LaTorya Barbee
2009 Adelle Walton
2011 Brandi Henton
2012 Alex Sanchez
2014 Raven Benton
Anna Kim
2018 Shanajah Davison
Naomi Hunt

CONFERENCE TOURNAMENT MVP

1987 Penny Toler
1988 Penny Toler
1989 Penny Toler
2017 Anna Kim

CONFERENCE ALL-TOURNAMENT

1986 Cindy Brown
1987 Cindy Brown
Shannon Smith
Penny Toler
1988 Angeliqe Lee
Penny Toler
Traci Waites
1989 Shameil Coleman
Penny Toler
Traci Waites
1990 Angeliqe Lee
Penny Moore
1991 Trise Jackson
Penny Moore
Dana Wilkerson
1992 Marsheela Harriston
Trise Jackson
Danielle Scott


ALL-TIME HONORS

1997 Toby Metoyer
 1999 Kesha Wade
 2000 Rhonda Smith
 2001 Jackie Moore
 Ekuah Ramsey
 2003 Glory Johnson
 2007 Karina Figueroa
 2012 Devin Hudson
 Hallie Meneses
 Alex Sanchez
 2013 Devin Hudson
 2016 Raven Benton
 2017 Raven Benton
 Anna Kim

BIG WEST PLAYERS OF THE WEEK

1985-86 Carol Brandt
 1985-86 Cindy Brown
 1985-86 Cindy Brown
 1986-87 Cindy Brown
 1986-87 Cindy Brown
 1986-87 Cindy Brown
 1986-87 Cindy Brown
 1986-87 Penny Toler (co)
 1987-88 Angelique Lee (co)
 1987-88 Shameil Coleman
 1987-88 Penny Toler
 1987-88 Penny Toler
 1988-89 Penny Toler
 1988-89 Penny Toler
 1988-89 Shameil Coleman
 1988-89 Traci Waites
 1989-90 Dana Wilkerson
 1990-91 Kellie Bennett
 1991-92 Trise Jackson
 1991-92 Trise Jackson
 1991-92 Kari Parriott
 1993-94 Melissa Gower
 1993-94 Danielle Scott
 1994-95 Melissa Gower (co)
 1994-95 Melissa Gower
 1994-95 Melissa Gower
 1995-96 Ja'net Davis (co)
 1995-96 Ja'net Davis (co)
 1997-98 Tomika Cantley
 1998-99 Rhonda Smith
 1999-00 Rhonda Smith
 1999-00 Rhonda Smith
 2000-01 Ekuah Ramsey
 2000-01 Jackie Moore
 2000-01 Jackie Moore
 2001-02 Ekuah Ramsey
 2001-02 Ekuah Ramsey
 2001-02 Glory Johnson
 2002-03 Glory Johnson
 2002-03 Jinga Gosschalk
 2003-04 Jayme Connors
 2003-04 Crystal McCutcheon
 2004-05 Aisha Hollans
 2004-05 Aisha Hollans
 2004-05 Crystal McCutcheon
 2004-05 Crystal McCutcheon
 2005-06 Rosalyn Omoruyi
 2005-06 Jeannie Saunders
 2008-09 Courtney Jacob
 2008-09 Lauren Sims
 2009-10 Karina Figueroa
 2009-10 Ally Wade
 2010-11 Courtney Jacob
 2010-11 Courtney Jacob
 2011-12 Lauren Spargo
 2011-12 Tipesa Moorer
 2011-12 Tipesa Moorer
 2012-13 Alex Sanchez
 2012-13 Devin Hudson
 2013-14 Raven Benton
 2013-14 Anna Kim
 2014-15 Devin Hudson
 2014-15 Devin Hudson
 2014-15 Hallie Meneses
 2015-16 Jewelyn Sawyer
 2015-16 Raven Benton
 2016-17 Jewelyn Sawyer
 2016-17 Madison Montgomery

ACADEMIC ALL-AMERICANS



DANA WILKERSON



LAUREN SIMS



SHANNON SMITH

ACADEMIC HONORS

ACADEMIC ALL-AMERICANS

1988 Shannon Smith (Third Team)
 1990 Dana Wilkerson (Third Team)
 2010 Lauren Sims (Second Team)

ACADEMIC ALL-DISTRICT VIII

2008 Lauren Sims (Second Team)
 2009 Lauren Sims (Second Team)
 2010 Lauren Sims (First Team)
 2011 Courtney Jacob (Second Team)

ACADEMIC ALL-BIG WEST (Since 2004)

2004 Petra Glaser
 2005 Petra Glaser
 Julie Ho
 2006 Meghan Griffith
 2007 Kaiti O'Brien
 2008 Courtney Jacob
 Kaiti O'Brien
 Lakin Saucedo
 Lauren Sims
 Brett Timmons
 Ally Wade
 2009 Whitney Fields
 Courtney Jacob
 Kaiti O'Brien
 Lauren Sims
 Brett Timmons
 Ally Wade
 2010 Tipesa Moorer
 Lauren Sims
 Brett Timmons
 Ally Wade
 2011 Courtney Jacob
 Tipesa Moorer
 2012 Tipesa Moorer
 2013 Sigrid Skorpen
 2014 Alex Sanchez
 Lauren Spargo
 Jade Wilson
 2015 Chantel Dooley
 Hallie Meneses
 Alex Sanchez
 Lauren Spargo
 2016 Chantel Dooley
 Jessica Gertz
 Gigi Hascheff
 2017 Gigi Hascheff
 Anna Kim
 Martina McCowan
 Madison Montgomery
 2018 Alzena Henry
 Martina McCowan

1,000 POINTS • 500 REBOUNDS

Long Beach State women's basketball has 12 players who eclipsed 1,000 points and 500 rebounds in their 49er careers. Two of those individuals - Cindy Brown and Kirsten Cummings - are also members of the elite 1,000-point and 1,000-rebound club.

Player	Years	Points	Rebounds
Monica Havelka	1975-78	1,222	890
Kim Maddox	1978-81	1,777	730
Sabrina Scudiero-Starkey	1979-82	1,098	767
LaTaunya Pollard	1980-83	3,001	821
Kirsten Cummings	1982-85	1,740	1,064
Cindy Brown	1984-87	2,696	1,184
Shameil Coleman	1986-89	1,163	597
Angelique Lee	1987-90	1,067	779
Penny Moore	1989-91	1,073	580
Kari Parriott	1990-92	1,038	769
Melissa Gower	1992-95	1,397	848
Kesha Wade	1997-00	1,253	609
Raven Benton	2014-17	1,426	572

1,000 POINTS • 500 ASSISTS

Player	Years	Points	Assists
Penny Toler	1987-89	2,193	513
Dana Wilkerson	1988-91	1,635	551

ALL-TIME LETTERWINNERS

• A-A-A •

Abbott, Merrilee 1964
 Alford, Linda 1967
 Austin, Vicki 1986-87
 Avery, Angela 1974-75-76

• B-B-B •

Bagley, Lauren 2007-08-09
 Baker, Jennifer 2001-02-03-04
 Barfield, Kim 1994-95-96
 Bailey, Charel 1998-99-00-01
 Balthazar, Bianca 2012-13-14
 Barbee, LaTorya 2008-09
 Barnes, Tennie 1965-66-67-68
 Barr, Gloria 1963-64
 Beasley, Edwina 1963-64-65
 Beckner, Lindsey 2007-08-09-10
 Bell, Toni 1978-79
 Bennett, Kellie 1991-92
 Bennett, Maria 1984
 Benton, Raven 2014-15-16-17
Berry, Ma'Qhi 2018-
 Bezmalinovich, Janet 1977
 Blevins, Deja 2003-04-05
 Bly, Joanne 1980-81
 Bittman, Martine 1973
 Bohren, Andrea 1965
 Boger, Rosind 1982-83-84-85
 Bookman, Ashley 2008-09-10-11
 Branch, D 1965
 Brandt, Carol 1984-85-86-88
 Broadway, Deborah 1979-80
 Brown, Cindy 1984-85-86-87
 Brown, Ember 1996-97
 Brown, Sasha 2018
 Brown, Sidney 1976
 Bruder, LouAnn 1972-73
 Brugler, Marti 1972-73
 Bull, Lauren 2001-02-03-04
 Butler, Chenise 1993-94

• C-C-C •

Calhoun, Tyresha 2007-08
 Cameron, Randi 2006
 Cantley, Tomika 1996-97-98-99
 Cantu, Deborah 1974-75-76
 Cantu, Katherine 1975-76-77
 Carroll, Sharon 1981
 Cervenka, Jamie 1971-72-73
 Clark, Ella 2011-12-13-14
 Coleman, Shameil 1986-87-88-89
 Connors, Jayme 2002-04-05-06
 Costello, Jeri 2000
 Cooper, Chelsea 1999-00
 Cowart, Dorine 1971-72-73
 Crowella, Karen 1979
 Crowe, Carol 1965
 Cummings, Kirsten 1982-83-84-85

• D-D-D •

Davies, Elenna 1967
 Davis, Ja'net 1994-95-96
 Davis, Janet 1984-85
 Davis, Sarah 1995-97
 Davis, Venita 1978-79
Davidson, Shanajah 2018-
 Derouin, Sandy 1964-65-66
 Dooley, Chantel 2012-13-15-16
 Dossey, Linda 1968-69
 Douglas, Scheron 1984-85-86-87
 Dowell, Cheryl 1986-87-88-89
 Dryer, S 1965
 Duffie, Renae 1990

• E-E-E •

Elger, Carla 1963
 Ellis, Lisa 1987
 Elm, Trudi 1967
 Esparza, Michelle 1996-98

• F-F-F •

Fair, Sandy 1966-67
 Farrell, Kimberly 1979-80-81-82
 Fetzer, Laura 1983
 Fields, Whitney 2009-10
 Figueroa, Karina 2006-07-08-10
 Fisher, Cathy 1976
 Foster, Amanda 2007
 Franklin, Kris 1982

• G-G-G •

Gabbard, Johanna 1979-80-81-82
 Gaines, Nicole 1993-94
 Gaskill, Paula 1963-64
 Gaytan, Bolivia 1991-92
 Gertz, Jessica 2015-16-17-18
 Gilmore, Barbara 1981
 Givens, Crystal 1999-00-01-02
 Glaser, Petra 2004-05
 Goldberg, Jill 1971
 Goodhue, Virginia 1966-67
 Gosschalk, Jinga 2002-03
 Gower, Melissa 1992-93-94-95
 Grainge, Barbara 1977-78
Green, Aaryon 2018-
 Green, Tesia 1990
 Griffith, Meghan 2005-06
 Groot, Beverly 1979-80-81
 Grovella, Karen 1979

• H-H-H •

Hagen, Denise 2003-04
 Hagerdon, Becky 1983
 Halverson, Kelsea 1998-99
 Hamai, Susan 1962-63-64
 Haneberg, Janet 1989
 Hardy, Akia 1994-95-96
 Harrington, LaRita 1998
 Harriston, Marsheela 1990-91-92-93
 Has, Mary 2005
 Hascheff, Gigi 2016-17
 Hatten, Jackie 1993
 Havelka, Monica 1976-77-78
 Heard, Lyndsay 2011
 Hearons, Shelley 1962-63-64
 Heaton, Amy 1995-96
Henry, Alzena 2017-18
 Henton, Brandi 2011
 Hicks, Cardie 1975-76
 Higurashi, Kyoko 2001-02
 Hinshaw, C 1965-66-67
 Ho, Julie 2004-05
 Hollans, Aisha 2005
 Holden, Laura 1966-67-68
 Hogan, Crystal 1998-99-00
 Hudson, Devin 2012-13-15
 Hughey, Patsey 1967
 Hull, Karen 1980-81
Hunt, Naomi 2018-

• I-I-I •

Inoue, Tamara 2000-01

• J-J-J •

Jackson, Chanterria 2016-17
 Jackson, Trise 1990-91-92
 Jacob, Courtney 2007-08-09-11
 Jacques, Mandy 1998-99
 James, Bernetta 1993-94-95
 Jamieson, Kathy 1984
 Jennings, Jenny 2001
 Johnson, Anna 1978
 Johnson, Charon 1992-93
 Johnson, Glory 2002-03
 Johnson, Nondi 2007-08
 Joy, Tammy 1988-89-90
 Jungers, Jeannie 1977-78

• K-K-K •

Kaiser, Gabby 2013
 Kaludjerovich, Vjera 1990-91
 Kennedy, Susan 1965-66-67
 Kim, Anna 2014-15-16-17
 Kopecky, Vickie 1967
 Kossler, Judy 1969
 Kosta, Nanci 1974
 Kuchins, Jane 1974

• L-L-L •

Lampkin, Rayjanette 1993
 Langford, Judy 1964-65-66
 Larson, Bianca 2000
 Laureano, Cynthia 1969-70-71
 Lauremann, Rennae 1974-75-76
 LeDuc, Maggie 1969-70
 Lee, Angelique 1988-89-90
 Legaux, Nicole 1997-98-99-00
 Lehman, Sue 1974
 Leonard, Nina 1981-82-83-84
 Lindahl, Lorie 1963
 Lisnock, Melanie 2008-09-10-11
 Lottinville, Sarah 2010-11
 Loudagin, Judy 1964-65-66
 Love, Sharon 1965-66-67

• M-M-M •

Mack, Christina 2002-03-04-05
 Maddox, Kimberly 1978-79-80-81
 Matthews, Monique 1996-97-98
 Marshall, Stearlene 1978
 Martini, Alma 1963-64-65
 Martinson, Kathy 1965
 McCarthy, Lynne 1967
 McCartney, Mary 1964-65-66
McCowan, Martina 2016-17-18
 McCulley, Mary 1964-65-66
 McCutcheon, Crystal 2004-05-06
 McDonald, Jhakia 2012
 McDonald, Tasha 1994
 McMichael, Shaundra 1985-86
 McNair, Syvonne 1983
 Meneses, Hallie 2012-14-15
 Merriweather, Emma 2018
 Metoyer, Toby 1995-96-97
 Miller, Michelle 1994-95-96
 Mohr, Margaret 1984-85-86-87
 Montgomery, Madison 2014-15-16-17
 Moore, Jackie 1998-99-00-01
 Moore, Penny 1989-90-91
 Moorer, Tipesa 2009-10-11-12
 Morales, Phyllis 1965
 Morgan, Lorene 1980
 Morgan, Sandra 1970
 Morrison, Nettie 1964-65-66
 Moser, Carol 1979
 Mosher, Barbara 1976-77-78
 Murphy, Teresa 1976
 Murray, Princess 1993
 Musina, Valeriya 2008

• N-N-N •

Newidouski, Adara 1994-95-96-97
 Noel, Karen 1975-76-77

• O-O-O •

O'Brien, Kaiti 2006-07-08-09
 Ochiltree, Mary 2012-13
 Olea, Melinda 1968-69-70
 Omoruyi, Rosalyn 2006

• P-P-P •

Pagani, Madison 2007
 Paige, Faye 1982-83-84-86
 Parker, Brittney 2006
 Periolat, Aimee 1994-95-96-97
 Parriott, Kari 1990-91-92
 Parlow, Kay 1970
 Pena, Imelda 2007-08
 Peppler, Mary Jo 1966
 Perry, Barbara 1966-67-68
 Petty, Danielle 1996-97-98
 Pollard, LaTaunya 1980-81-82-83
 Porter, Jazmyne 2010-11
 Prindle, Donna 1972-73
 Prindle, Jeanine 1972-73
 Pullins, Vicki 1988-89

• Q-Q-Q •

Quan, Monica 2003-04-05

• R-R-R •

Ramsey, Ekuah 2001-02
 Rand, Missy 1983-84-85-86
 Reed, Sheila 1969-70
 Reedy, Joan 1963-64-65
 Reid, Cathy 1972-73
 Reis, Trish 1976-77-78
 Reslock, Lisa 1988-89-90
 Rice, Kim 1986
 Rogers, Jamie 2006
 Runyon, Cynthia 1972-73
 Rush, Cynetha 2003-04-05
 Rush, LaTisa 1992
 Russell, Linda 1974-75
 Rutherglen, Sheila 1969-70-71

• S-S-S •

Saltzman, Kathy 1969-70-71
 Sanchez, Alex 2012-13-14-15
 Sanchez, Marina 2000-01
 Santos, Fernanda 2005-06
 Saucedo, Lakin 2007-08
 Saunders, Jeannie 2005-06
 Sawyer, Jewelyn 2014-15-16-17
 Schnell, Patti 1970-71
 Schroeder, Beth 1979-80-81-82
 Scott, Danielle 1991-92-94
 Scudiero, Sabrina 1979-80-81-82
 Simonian, Cindy 1976-77
 Sims, Amanda 2011
 Sims, Lauren 2007-08-09-10
 Skorpen, Sigrid 2012-13
 Smith, Rhonda 1999-00
 Smith, Shannon 1987-88
 Spargo, Lauren 2012-13-14-15
 Spradley, Linda 1969-70-71
 Stark, Diedra Persell 1971-72-73
 Starkey, Alyssa 2011
 Starks, Marina 2000
 Stevens, Sue 1967-68
 Stith, Lynne 1976-77-78
 Stout, Sarah 2003
 Stovall, Angie 1983-84-85
 Strange, Serina 1990-91
 Sula, Reta 1998-99-00-01
 Sutton, Cathy 1977-78
 Swoffer, Tonya 1988-89

• T-T-T •

Ta'afua, Darshana 2017-18
 Takata, Lisa 2007
 Tauau, Sal 1992
 Terhagen, LouAnn 1972
 Thienes, Denise 1979
 Thormahlen, Sherri 1990-92-93
 Tialavea, Julie 1978-79
 Tilmom, Rosemary 1982-83
 Timmons, Brett 2007-08-09-10
 Tisdall, Sue 1968-69
 Toler, Penny 1987-88-89
 Trego, Nancy 1967
 Turner, Bettina 1986-87-88
 Turner, Tyla 2017

• U-U-U •

Upshaw, Normela 1980-81-82-83

• V-V-V •

Valles, Sendy 2010-11
 VanHouten, Mason 2018
 Veal, Jennifer 1993
 Vrachar, Suzana 1991-92
 Villanueva, Lucy 1993

• W-W-W •

Wade, Ally 2007-08-09-10
 Wade, Keshia 1997-98-99-00
 Waggoner, Jan 1964-65
 Waites, Traci 1988-89
 Walton, Adelle 2009
 Watson, Sue Stevens 1969-70-71
 Webster, Jeanne 1966-67-68
 Webster, Katie 2016-17
 Whitaker, Leslie 1973-74-75
 White, Jackie 1985
 Whitley, Donna 1980
 Whitfield, Montoya 2001
 Wilkerson, Dana 1988-89-90-91
 Williams, Linda 1967
 Williams, Lynea 2008-09
 Williams, Neisha 1993-94
 Wills, Linda 1972
 Willhoit, Val 2005-06
 Wilson, Candice 2002-03-04-05
 Wilson, Cecily 2015-16-17-18
 Wilson, Jade 2013-14
 Wolfe, Marilyn 1971-72
 Woods, Cheryl 1972-73

• Y-Y-Y •

Yox, Sharon 1969-70

Bold indicates current players
 *Years listed are the spring portion of the season (i.e., 2017 represents the 2016-17 season)

LBSU IN THE PROS

FROM THE BEACH



Rhonda Smith



Crystal McCutcheon



Karina Figueroa

From The Beach to Overseas

at LBSU	Player	Where
2011-14	Ella Clark	Spain
2005-10	Karina Figueroa	Poland
2003-06	Crystal McCutcheon	Puerto Rico
2004-05	Aisha Hollans	Turkey
2002-05	Petra Gläser	Germany
2000-04	Lauren Bull	Europe
2001-03	Jinga Gosschalk	Israel
2001-03	Glory Johnson	Ireland
2000-02	Ekuah Ramsey	Holland
1998-02	Crystal Givens	Israel
1998-02	Tamara Inoue	Australia
1997-01	Charel Bailey	England
1998-00	Rhonda Smith	Israel/Taiwan
1996-00	Kesha Wade	Holland
1993-96	Akia Hardy	Australia
1991-95	Melissa Gower	Spain
1992-94	Chenise Butler	Spain
1990-92	Bolivia Gaytan	Spain
1990-92	Suzana Vrachar	Croatia
1989-92	Trise Jackson	Spain
1986-89	Penny Toler	Italy
1986-89	Traci Waites	Italy
1983-88	Carol Brandt	Spain
1983-87	Cindy Brown	Italy/Japan
1981-85	Kristen Cummings	France/Italy
1979-83	LaTaunya Pollard	Italy

From the WNBA to the ABL and overseas, former Long Beach State players have had a great tradition of playing at the next level, and developing beyond college. From the stars of the 1980s, including Cindy Brown and Dana Wilkerson, to more recent players like Crystal McCutcheon and Karina Figueroa, Long Beach State alumnae continue to represent the Beach.

Our position in the professional league doesn't stop on the floor either, particularly in the case of Penny Toler. A two-time All-American at Long Beach State, Toler moved from the court to the front office after her professional career, where she serves as the General Manager of the Los Angeles Sparks.

...TO PROS

LBSU in the Pros

Cindy Brown

Seattle Reign (ABL), Detroit Shock (WNBA), Utah Starzz (WNBA)

Penny Moore

Charlotte Sting (WNBA)
Washington Mystics (WNBA)

Penny Toler

Los Angeles Sparks (WNBA)

Jackie Moore

Indiana Fever (WNBA)

Kirsten Cummings


Philadelphia Rage (ABL)

Dana Wilkerson

Long Beach StingRays (ABL)

Akia Hardy

Long Beach StingRays (ABL)



Cindy Brown



Penny Toler



Jackie Moore

CAREER RECORDS



LaTaunya Pollard

POINTS

1. LaTaunya Pollard (1980-83)..... 3,001
2. Cindy Brown (1984-87)..... 2,696
3. Penny Toler (1987-89)..... 2,193
4. Kim Maddox (1978-81)..... 1,775
5. Kirsten Cummings (1982-85)..... 1,740
6. Dana Wilkerson (1988-91)..... 1,635
7. Karina Figueroa (2006-08, 10)..... 1,517
8. Raven Benton (2014-17)..... 1,426
9. Beth Schroeder (1979-82)..... 1,401
10. Melissa Gower (1992-95)..... 1,397

SCORING AVERAGE

1. LaTaunya Pollard (1980-83)..... 23.4
2. Penny Toler (1987-89)..... 21.7
3. Cindy Brown (1984-87)..... 21.1
4. Rhonda Smith (1998-00)..... 17.6
5. Aisha Hollans (2004-05)..... 15.6
6. Kirsten Cummings (1982-85)..... 15.4
7. Karina Figueroa (2006-08, 10)..... 14.7
8. Kim Maddox (1978-81)..... 14.7
9. Traci Waites (1988-89)..... 13.8
10. Ekuah Ramsey (2000-02)..... 13.7
- Melissa Gower (1992-95)..... 13.7
- Trise Jackson (1990-92)..... 13.7

FIELD GOALS MADE

1. LaTaunya Pollard (1980-83)..... 1,288
2. Cindy Brown (1984-87)..... 1,048
3. Penny Toler (1987-89)..... 933
4. Kim Maddox (1977-79)..... 779
5. Kirsten Cummings (1982-85)..... 725
6. Dana Wilkerson (1988-91)..... 644
7. Beth Schroeder (1979-82)..... 591
8. Melissa Gower (1992-95)..... 529
9. Faye Paige (1982-84, 86)..... 521
10. Karina Figueroa (2006-08, 10)..... 519

FIELD GOALS ATTEMPTED

1. LaTaunya Pollard (1980-83)..... 2,433
2. Cindy Brown (1984-87)..... 1,818
3. Penny Toler (1987-89)..... 1,803
4. Kim Maddox (1978-81)..... 1,693
5. Kirsten Cummings (1982-85)..... 1,419
6. Karina Figueroa (2006-08, 10)..... 1,396
- Dana Wilkerson (1988-91)..... 1,396
8. Beth Schroeder (1979-82)..... 1,236
9. Trise Jackson (1990-92)..... 1,137
10. Faye Paige (1982-84, 86)..... 1,136

FIELD GOAL PCT. (Min. 300 Made)

1. Bev Groot (1979-81)..... .626
2. Cindy Brown (1984-87)..... .576
3. Rhonda Smith (1998-00)..... .536
4. Kari Parriott (1990-92)..... .532
5. LaTaunya Pollard (1980-83)..... .529
6. Penny Toler (1987-89)..... .517
7. Jackie Moore (1998-01)..... .513
8. Kirsten Cummings (1982-85)..... .511
9. Shameil Coleman (1986-89)..... .505
- Carol Brandt (1984-86, 88)..... .505

3-POINT FGs MADE

1. Reta Sula (1998-01)..... 198
2. Jessica Gertz (2015-18)..... 172
3. Lauren Spargo (2012-15)..... 171
4. Lauren Sims (2007-10)..... 166
5. Hallie Meneses (2012, 2014-15)..... 125
6. Ally Wade (2007-10)..... 123
7. Crystal McCutcheon (2004-06)..... 119
8. Karina Figueroa (2006-08, 10)..... 115
9. Anna Kim (2014-17)..... 113
10. Ella Clark (2011-14)..... 111

3-POINT FGs ATTEMPTED


1. Lauren Spargo (2012-15)..... 594
2. Reta Sula (1998-01)..... 517
3. Jessica Gertz (2015-18)..... 516
3. Lauren Sims (2007-10)..... 446
4. Ally Wade (2007-10)..... 419
5. Hallie Meneses (2012, 2014-15)..... 381
6. Ella Clark (2011-14)..... 379
7. Lauren Bull (2000-03)..... 364
8. Alex Sanchez (2012-15)..... 343
9. Raven Benton (2014-17)..... 333
10. Karina Figueroa (2006-08, 10)..... 337

3-POINT FG PCT. (Min. 30 Made)

1. Crystal McCutcheon (2004-06)..... .398
2. Reta Sula (1998-01)..... .383
3. Trise Jackson (1990-92)..... .375
4. Lauren Sims (2007-10)..... .372
5. Vjera Kaludjerovich (1990-91)..... .371
6. Anna Kim (2014-17)..... .370
7. Traci Waites (1988-89)..... .368
8. Mary Ochiltree (2012-13)..... .367
9. Jinga Gosschalk (2001-03)..... .354
10. Karina Figueroa (2006-08, 10)..... .341



Crystal McCutcheon



Penny Toler

FREE THROWS MADE

1. Cindy Brown (1984-87)..... 600
2. LaTaunya Pollard (1980-83)..... 425
3. Raven Benton (2014-17)..... 424
4. Karina Figueroa (2006-08, 10)..... 364
5. Melissa Gower (1992-95)..... 339
6. Dana Wilkerson (1988-91)..... 326
- Penny Toler (1987-89)..... 326
8. Kirsten Cummings (1982-85)..... 290
9. Kesha Wade (1997-00)..... 285
10. Alex Sanchez (2012-15)..... 268

FREE THROWS ATTEMPTED

1. Cindy Brown (1984-87)..... 832
2. Raven Benton (2014-17)..... 580
3. LaTaunya Pollard (1980-83)..... 570
4. Melissa Gower (1992-95)..... 524
5. Kesha Wade (1997-00)..... 488
6. Dana Wilkerson (1988-91)..... 482
7. Karina Figueroa (2006-08, 10)..... 461
8. Carol Brandt (1984-86, 88)..... 438
9. Jackie Moore (1998-01)..... 418
10. Penny Toler (1987-89)..... 410

FREE THROW PCT. (Min. 150 Made)

1. Penny Toler (1987-89)..... .795
2. Trise Jackson (1990-92)..... .794
3. Crystal McCutcheon (2004-06)..... .791
4. Karina Figueroa (2006-08, 10)..... .790
5. Alex Sanchez (2012-15)..... .788
6. Hallie Meneses (2012, 2014-15)..... .784
7. Glory Johnson (2001-03)..... .772
8. Reta Sula (1998-01)..... .765
9. Anna Kim (2014-17)..... .745
- LaTaunya Pollard (1980-83)..... .745

OFFENSIVE REBOUNDS (Since 1987-88)

1. Melissa Gower (1992-95)..... 403
2. Kesha Wade (1997-00)..... 324
3. Kari Parriott (1990-92)..... 304
4. Jackie Moore (1998-01)..... 301
- Shameil Coleman (1988-89)..... 301
6. Charel Bailey (1998-01)..... 298
7. Jayme Connors (2002, 2004-06)..... 294
- Angelique Lee (1988-90)..... 294
9. Penny Moore (1989-91)..... 275
10. Kim Barfield (1994-96)..... 268

CAREER RECORDS



Kirsten Cummings

DEFENSIVE REBOUNDS (Since 1987-88)

1. Jayme Connors (2002, 2004-06)	577
2. Angelique Lee (1988-90)	485
3. Melissa Gower (1992-95)	445
4. Jewelyn Sawyer (2014-17)	407
5. Kari Parriott (1990-92)	402
6. Marsheela Harriston (1990-93).....	355
7. Madison Montgomery (2014-17)	353
8. Raven Benton (2014-17)	344
9. Tomika Cantley (1996-99)	328
10. Devin Hudson (2012-13, 2015)	326

TOTAL REBOUNDS

1. Cindy Brown (1984-87).....	1,184
2. Kirsten Cummings (1982-85).....	1,064
3. Monica Havelka (1975-78).....	890
4. Jayme Connors (2002, 2004-06)	871
5. Melissa Gower (1992-95)	848
6. LaTaunya Pollard (1980-83).....	821
7. Cheryl Dowell (1988-89).....	809
8. Angelique Lee (1988-90).....	779
9. Kari Parriott (1990-92)	769
10. Nina Leonard (1981-84)	745

REBOUNTING AVERAGE

1. Monica Havelka (1975-78)	11.7
2. Kirsten Cummings (1982-85).....	9.4
3. Cindy Brown (1984-87).....	9.3
4. Whitney Fields (2009-10)	8.4
5. Kari Parriott (1990-92)	8.4
6. Melissa Gower (1992-95)	8.3
7. Barbara Mosher (1976-78)	7.9
8. Angelique Lee (1988-90)	7.8
9. Bev Groot (1979-81)	7.7
10. Jayme Connors (2002, 2004-06)	7.4
Rhonda Smith (1998-00)	7.4

ASSISTS

1. Dana Wilkerson (1988-91).....	551
2. Reta Sula (1998-01)	519
3. Penny Toler (1987-89).....	513
4. Beth Schroeder (1979-82).....	478
5. Roslind Boger (1982-85)	477
6. LaTaunya Pollard (1980-83).....	474
7. Kim Maddox (1978-81)	461
8. Akia Hardy (1994-96)	449
9. Margaret Mohr (1984-87).....	448
10. Candice Wilson (2001-04)	429

BLOCKS

1. Cindy Brown (1984-87).....	318
2. Rhonda Smith (1998-00)	229
3. LaTaunya Pollard (1980-83).....	172
4. Ella Clark (2011-14).....	159
Ja'net Davis (1994-96).....	159
6. Kirsten Cummings (1982-85).....	145
7. Janet Davis (1984-85)	128
8. Crystal Givens (1999-02).....	124
9. Madison Montgomery (2014-17)	121
10. Angelique Lee (1988-90)	112
Nina Leonard (1981-84)	112

STEALS

1. Cindy Brown (1984-87).....	400
2. Beth Schroeder (1979-82)	297
3. Kesha Wade (1997-00).....	279
4. Dana Wilkerson (1988-91).....	276
5. Trise Jackson (1990-92).....	263
6. Shameil Coleman (1986-89).....	238
7. Penny Toler (1987-89).....	230
8. Faye Paige (1982-84, 86)	228
9. LaTaunya Pollard (1980-83).....	218
10. Candice Wilson (2001-04)	213

GAMES PLAYED

1. Cheryl Dowell (1986-89).....	138
2. Dana Wilkerson (1988-91).....	134
3. Madison Montgomery (2014-17)	130
4. Anna Kim (2014-17)	129
Shameil Coleman (1986-89).....	129
Beth Schroeder (1979-82)	129
7. Cindy Brown (1984-87).....	128
8. Margaret Mohr (1984-87)	124
9. Lauren Spargo (2012-15)	122
10. Jewelyn Sawyer (2014-17)	121
Carol Brandt (1984-88)	121
Nina Leonard (1981-84)	121
Kim Maddox (1977-81)	121

GAMES WITH 10+ POINTS

1. LaTaunya Pollard (1980-83).....	124
2. Kim Maddox (1978-81)	111
3. Penny Toler (1987-89).....	95
4. Kirsten Cummings (1982-85).....	92
5. Dana Wilkerson (1988-91).....	84
6. Karina Figueroa (2006-08, 10).....	81
7. Raven Benton (2014-17).....	79
7. Melissa Gower (1992-95)	65
8. Faye Paige (1982-84, 86)	61
9. Crystal McCutcheon (2003-06).....	59
Penny Moore (1989-91).....	59

GAMES WITH 20+ POINTS

1. LaTaunya Pollard (1980-83).....	85
2. Cindy Brown (1984-87).....	72
3. Penny Toler (1987-89).....	65
4. Kirsten Cummings (1982-85).....	30
5. Karina Figueroa (2006-08, 10).....	27
6. Melissa Gower (1992-95)	26
7. Rhonda Smith (1998-00)	23
8. Dana Wilkerson (1988-91).....	18
9. Crystal McCutcheon (2003-06).....	16
Jackie Moore (1998-01).....	16
Trise Jackson (1990-92).....	16

GAMES WITH 30+ POINTS

1. LaTaunya Pollard (1980-83)	31
2. Cindy Brown (1984-87).....	25
3. Penny Toler (1987-89).....	12
4. Melissa Gower (1992-95).....	7
5. Trise Jackson (1990-92).....	3
6. Jackie Moore (1998-01).....	2
Rhonda Smith (1998-00)	2
Kesha Wade (1997-00)	2
Kim Barfield (1994-96).....	2
Dana Wilkerson (1988-91).....	2

GAMES WITH 10+ REBOUNDS

1. Kirsten Cummings (1982-85).....	56
2. Cindy Brown (1984-87).....	55
3. Melissa Gower (1992-95)	41
4. Jayme Connors (2002, 2004-06)	36
5. Kari Parriott (1990-92)	35
6. Angelique Lee (1988-90)	30
7. Devin Hudson (2012-13, 2015)	23
Sabrina Scudiero (1979-82)	23
9. Nina Leonard (1981-84)	21

DOUBLE-DOUBLES

1. Cindy Brown (1984-87).....	58
2. Melissa Gower (1992-95)	39
3. Angelique Lee (1988-90)	27
Kirsten Cummings (1982-85).....	27
5. Kari Parriott (1990-92)	26
6. Devin Hudson (2012-13, 2015)	17
Jayme Connors (2001-06)	17
Cheryl Dowell (1988-89)	17
9. Danielle Scott (1991-92, 94)	16
10. Rhonda Smith (1998-00)	15
Penny Moore (1989-91).....	15

Current players are not included in records involving percentages or averages.



Karina Figueroa

SINGLE-SEASON RECORDS



Cindy Brown

FIELD GOALS ATTEMPTED

1.	721	LaTaunya Pollard	1982-83
2.	642	Penny Toler	1986-87
3.	625	Cindy Brown	1986-87
4.	602	LaTaunya Pollard	1980-81
5.	590	Penny Toler	1988-89
6.	571	Penny Toler	1987-88
7.	570	LaTaunya Pollard	1979-80
8.	544	Cindy Brown	1985-86
9.	540	LaTaunya Pollard	1981-82
10.	534	Karina Figueroa	2006-07

FIELD GOAL PCT. (Min. 100 Made)

1.	.640	Bev Groot	1978-79
2.	.614	Lynne Stith	1977-78
3.	.612	Bev Groot	1979-80
4.	.596	Cindy Brown	1985-86
5.	.589	Cindy Brown	1984-85
6.	.579	Cindy Brown	1986-87
7.	.562	Jackie Moore	2000-01
8.	.560	Kirsten Cummings	1984-85
9.	.554	Cindy Brown	1983-84
10.	.545	Glory Johnson	2001-02
	.545	Penny Toler	1986-87

3-POINT FGs MADE (Since 1987-88)

1.	68	Lauren Sims	2009-10
2.	64	Jessica Gertz	2016-17
	64	Reta Sula	1999-00
4.	63	Crystal McCutcheon	2005-06
	63	Reta Sula	2000-01
6.	60	Neisha Williams	1992-93
7.	59	Jessica Gertz	2017-18
8.	53	Hallie Meneses	2014-15
9.	51	Ally Wade	2009-10
10.	49	Lauren Spargo	2014-15

3-POINT FGs ATTEMPTED

1.	213	Jessica Gertz	2017-18
2.	175	Lauren Sims	2009-10
3.	172	Lauren Spargo	2014-15
4.	168	Crystal McCutcheon	2005-06
	168	Reta Sula	2000-01
6.	164	Neisha Williams	1992-93
7.	162	Jessica Gertz	2016-17
8.	151	Lauren Spargo	2013-14
9.	150	Hallie Meneses	2014-15
10.	146	Reta Sula	1999-00

3-POINT FG PCT. (Min. 20 Made)

1.	.471	Crystal McCutcheon	2004-05
2.	.440	Naomi Hunt	2017-18
3.	.438	Reta Sula	1999-00
4.	.436	Vjera Kaludjerovich	1989-90
5.	.435	Chanterria Jackson	2015-16
6.	.423	Anna Kim	2013-14
7.	.417	Jeannie Saunders	2004-05
8.	.405	Trise Jackson	1991-92
9.	.404	Jinga Gosschalk	2001-02
10.	.395	Jessica Gertz	2016-17
	.395	Anna Kim	2016-17

FREE THROWS MADE

1.	250	Cindy Brown	1986-87
2.	167	Melissa Gower	1994-95
3.	157	Cindy Brown	1985-86
4.	155	LaTaunya Pollard	1982-83
5.	150	Karina Figueroa	2009-10
6.	147	Jackie Moore	2000-01
7.	145	Penny Toler	1988-89
8.	143	Cindy Brown	1984-85
9.	135	Rhonda Smith	1999-00
10.	134	Raven Benton	2013-14

FREE THROWS ATTEMPTED

1.	317	Cindy Brown	1986-87
2.	250	Melissa Gower	1994-95
3.	226	Cindy Brown	1985-86
4.	224	Jackie Moore	2000-01
5.	215	Rhonda Smith	1999-00
6.	210	Cindy Brown	1984-85
7.	201	LaTaunya Pollard	1982-83
8.	189	Karina Figueroa	2009-10
9.	187	Raven Benton	2013-14
10.	177	Penny Toler	1988-89

FREE THROW PCT. (Min. 50 FTM)

1.	.879	Petra Glaser	2004-05
2.	.868	Hallie Meneses	2013-14
3.	.845	Reta Sula	2000-01
4.	.833	Crystal McCutcheon	2005-06
5.	.819	Penny Toler	1988-89
6.	.818	Beth Schroeder	1980-81
7.	.813	Karina Figueroa	2006-07
8.	.811	Alex Sanchez	2012-13
9.	.805	Trise Jackson	1990-91
10.	.803	Alex Sanchez	2014-15

OFFENSIVE REBOUNDS (Since 1987-88)

1.	158	Melissa Gower	1994-95
2.	143	Jackie Moore	2000-01
3.	131	Melissa Gower	1993-94
4.	127	Devin Hudson	2012-13
	127	Angelique Lee	1989-90
6.	118	Kari Parriott	1991-92
7.	115	Penny Moore	1989-90
8.	111	Shannon Smith	1987-88
9.	107	Kim Barfield	1995-96
10.	106	Kim Barfield	1994-95

POINTS

1.	974	Cindy Brown	1986-87
2.	907	LaTaunya Pollard	1982-83
3.	805	Cindy Brown	1985-86
4.	787	Penny Toler	1986-87
5.	733	LaTaunya Pollard	1980-81
6.	731	Penny Toler	1988-89
7.	701	LaTaunya Pollard	1981-82
8.	675	Rhonda Smith	1999-00
	675	Penny Toler	1987-88
10.	660	LaTaunya Pollard	1979-80

SCORING AVERAGE

1.	29.3	LaTaunya Pollard	1982-83
2.	27.8	Cindy Brown	1986-87
3.	24.4	Cindy Brown	1985-86
4.	24.2	LaTaunya Pollard	1981-82
5.	23.6	Melissa Gower	1994-95
6.	22.5	Penny Toler	1987-88
7.	21.9	Penny Toler	1986-87
8.	21.6	LaTaunya Pollard	1980-81
9.	21.1	Rhonda Smith	1999-00
10.	20.9	Penny Toler	1988-89

FIELD GOALS MADE

1.	376	LaTaunya Pollard	1982-83
2.	362	Cindy Brown	1986-87
3.	350	Penny Toler	1986-87
4.	325	LaTaunya Pollard	1980-81
5.	324	Cindy Brown	1985-86
6.	295	LaTaunya Pollard	1979-80
7.	293	Penny Toler	1988-89
8.	292	LaTaunya Pollard	1981-82
9.	290	Penny Toler	1987-88
10.	270	Rhonda Smith	1999-00



Lauren Sims

SINGLE-SEASON RECORDS



DEFENSIVE REBOUNDS (Since 1987-88)

1.	207	Angelique Lee	1989-90
2.	194	Melissa Gower	1994-95
3.	174	Jayne Connors	2005-06
4.	173	Jayne Connors	2003-04
	173	Glory Johnson	2002-03
6.	164	Crystal Givens	2001-02
7.	163	Ja'net Davis	1995-96
8.	160	Whitney Fields	2008-09
9.	159	Marsheela Harriston	1992-93
10.	156	Devin Hudson	2012-13

TOTAL REBOUNDS

1.	352	Melissa Gower	1994-95
2.	348	Cindy Brown	1986-87
3.	338	Cindy Brown	1985-86
4.	334	Angelique Lee	1989-90
5.	310	Monica Havelka	1975-76
6.	303	Kirsten Cummings	1984-85
7.	301	Bev Groot	1978-79
8.	299	Cindy Brown	1984-85
9.	298	Kirsten Cummings	1982-83
10.	290	Monica Havelka	1977-78
	290	Monica Havelka	1976-77

REBOUNDING AVERAGE

1.	13.0	Melissa Gower	1994-95
2.	12.4	Monica Havelka	1975-76
3.	12.0	Monica Havelka	1976-77
4.	11.5	Kirsten Cummings	1982-83
5.	10.8	Kari Parriott	1991-92
6.	10.7	Monica Havelka	1977-78
7.	10.2	Cindy Brown	1985-86
8.	10.1	Angelique Lee	1989-90
9.	10.0	Danielle Scott	1993-94
	10.0	Cindy Brown	1984-85

ASSISTS

1.	237	Penny Toler	1986-87
2.	206	Roslind Boger	1984-85
3.	191	Dana Wilkerson	1990-91
4.	182	Margaret Mohr	1985-86
5.	173	Kim Maddox	1980-81
6.	172	Akia Hardy	1994-95
7.	171	Akia Hardy	1995-96
8.	170	Tamara Inoue	2001-02
	170	Reta Sula	1998-99
10.	166	Karina Figueroa	2009-10

BLOCKS

1.	118	Rhonda Smith	1998-99
2.	111	Rhonda Smith	1999-00
3.	99	Cindy Brown	1985-86
4.	96	Ja'net Davis	1995-96
5.	92	Cindy Brown	1986-87
6.	84	Cindy Brown	1984-85
7.	75	Janet Davis	1984-85
8.	61	Bev Groot	1978-79
9.	55	Ella Clark	2010-11
10.	54	Glory Johnson	2002-03
	54	Crystal Givens	2001-02
	54	Emma Merriweather	2017-18

STEALS

1.	144	Cindy Brown	1986-87
2.	121	Cindy Brown	1985-86
3.	112	Traci Waites	1988-89
4.	96	Trise Jackson	1991-92
5.	85	Kesha Wade	1997-98
	85	Beth Schroeder	1979-80
7.	84	Kesha Wade	1996-97
	84	Trise Jackson	1990-91
	84	Kim Maddox	1979-80
10.	83	Dana Wilkerson	1990-91
	83	Trise Jackson	1989-90

GAMES WITH 10+ POINTS

1.	36	Cindy Brown	1986-87
2.	35	Penny Toler	1988-89
3.	33	LaTaunya Pollard	1980-81
	33	Kim Maddox	1979-80
5.	32	Cindy Brown	1985-86
	32	LaTaunya Pollard	1979-80
7.	31	Carol Brandt	1985-86
8.	30	Rhonda Smith	1999-00
	30	LaTaunya Pollard	1982-83
10.	29	Dana Wilkerson	1990-91
	29	Trise Jackson	1989-90
	29	Dana Wilkerson	1989-90
	29	Penny Toler	1986-87
	29	LaTaunya Pollard	1981-82

GAMES WITH 20+ POINTS

1.	31	Cindy Brown	1986-87
2.	26	LaTaunya Pollard	1982-83
3.	24	LaTaunya Pollard	1980-81
4.	23	Penny Toler	1988-89
	23	Penny Toler	1986-87
6.	22	Cindy Brown	1985-86
7.	20	LaTaunya Pollard	1980-81
8.	19	Rhonda Smith	1999-00
	19	Penny Toler	1987-88
10.	18	Melissa Gower	1994-95

GAMES WITH 30+ POINTS

1.	17	LaTaunya Pollard	1982-83
2.	15	Cindy Brown	1986-87
3.	8	Cindy Brown	1985-86
4.	7	Melissa Gower	1994-95
	7	Penny Toler	1987-88
6.	6	LaTaunya Pollard	1981-82
7.	4	LaTaunya Pollard	1980-81
	4	LaTaunya Pollard	1979-80

GAMES WITH 10+ REBOUNDS

1.	22	Cindy Brown	1986-87
2.	20	Melissa Gower	1994-95
3.	18	Kari Parriott	1991-92
	18	Missy Rand	1985-86
	18	Kirsten Cummings	1982-83
6.	16	Jayne Connors	2005-06
	16	Angelique Lee	1989-90
	16	Kirsten Cummings	1984-85
9.	15	Melissa Gower	1993-94
	15	Cindy Brown	1984-85

GAMES WITH 10+ ASSISTS

1.	6	Penny Toler	1986-87
	6	Roslind Boger	1984-85
3.	5	Karina Figueroa	2009-10
4.	4	Akia Hardy	1995-96
5.	3	Tamara Inoue	2001-02
	3	Dana Wilkerson	1990-91
	3	Margaret Mohr	1985-86

DOUBLE-DOUBLES

1.	21	Cindy Brown	1986-87
2.	18	Melissa Gower	1994-95
	18	Cindy Brown	1985-86
4.	17	Cindy Brown	1984-85
5.	16	Angelique Lee	1989-90
	16	Kirsten Cummings	1984-85
7.	15	Melissa Gower	1993-94
	15	Kirsten Cummings	1982-83
9.	13	Kari Parriott	1991-92
10.	11	Aisha Hollans	2004-05
	11	Kirsten Cummings	1983-84

Bold indicates current players.



SINGLE-GAME RECORDS

Individual Records

40+ POINTS			3-POINT FIELD GOALS ATTEMPTED			20+ REBOUNDS		
60	• Cindy Brown vs. San Jose State	2/16/87	21	Jessica Gertz vs. Cal State Fullerton	2/9/17	26	Angelique Lee vs. USC	2/20/90
48	LaTaunya Pollard vs. Marist	1/16/83	18	Neisha Williams vs. New Mexico State	1/30/93	25	Kirsten Cummings vs. California	12/7/82
45	LaTaunya Pollard vs. UCLA	1/20/83	14	Jessica Gertz vs. Illinois State	12/20/18	24	Devin Hudson vs. Cal State Fullerton	3/12/13
42	Cindy Brown vs. UNLV	1/5/87	14	Jessica Gertz at Cal State Fullerton	1/26/17	23	Danielle Scott vs. UC Santa Barbara	1/9/94
42	LaTaunya Pollard vs. Arizona State	1/6/83	14	Lauren Sims vs. UC Davis	1/10/09	22	Cindy Brown vs. Louisiana Tech	1/10/86
41	Penny Toler vs. UCLA	12/3/87	1.000 3-POINT FG PCT. (Min. 4 3FG MADE)			21	Jayme Connors vs. Pepperdine	12/21/05
40	Melissa Gower vs. New Mexico State	3/2/95	5-5	Trise Jackson vs. Fresno State	3/11/92	20	8x, Last: Devin Hudson at Alaska Anc.	11/26/14
40	Cindy Brown vs. Ohio State	3/21/87	4-4	Anna Kim at Houston	11/19/15	ASSISTS		
• NCAA Record			4-4	Sendy Valles vs. UC Irvine	1/22/11	16	Aimee Periolat vs. UC Irvine	1/10/96
FIELD GOALS MADE			4-4	Crystal McCutcheon at UC Riverside	2/10/05	15	Penny Toler vs. San Jose State	1/22/87
20	Cindy Brown vs. San Jose State	2/16/87	4-4	Reta Sula vs. New Mexico	3/18/00	14	Tamara Inouye at UC Riverside	1/3/02
20	LaTaunya Pollard vs. Marist	1/16/83	4-4	Aimee Periolat vs. Central Conn. State	12/30/96	14	Margaret Mohr vs. Dartmouth	12/14/85
20	LaTaunya Pollard vs. Arizona State	1/6/83	FREE THROWS MADE			13	3x, Last: Candice Wilson at CSUN	1/8/05
19	Penny Toler vs. UCLA	12/3/87	20	Cindy Brown vs. San Jose State	2/16/87	BLOCKS		
19	LaTaunya Pollard vs. UCLA	1/20/83	16	Melissa Gower vs. UNLV	3/4/95	9	Rhonda Smith vs. East Tennessee State	12/20/98
FIELD GOALS ATTEMPTED			15	Raven Benton at CSUN	3/5/16	9	Rhonda Smith vs. Oregon State	12/5/99
38	LaTaunya Pollard vs. Illinois	1/13/82	15	Brandi Henton vs. Florida A&M	12/19/10	8	Ja'net Davis vs. Nevada	2/25/96
36	LaTaunya Pollard vs. Old Dominion	1/12/83	14	2x, Last: Cindy Brown vs. Hawai'i	2/5/87	8	Lisa Ellis vs. San Jose State	1/22/87
32	Cindy Brown vs. San Jose State	2/16/87	FREE THROWS ATTEMPTED			7	7x, Last: Ella Clark vs. Utah Valley	11/11/11
29	8x, Last: Penny Toler vs. UCLA	12/3/87	22	Cindy Brown vs. San Jose State	2/16/87	STEALS		
FIELD GOAL PCT. (Min. 10 FGA)			20	Raven Benton at CSUN	3/5/16	11	Sarah Davis vs. UC Santa Barbara	1/22/95
1.000	10-10 Kari Parriott vs. San Jose State	2/15/92	20	Melissa Gower vs. Southern Utah	12/5/95	11	Cindy Brown vs. Arkansas	12/12/86
.909	10-11 Kirsten Cummings vs. Northwestern	12/21/84	19	Melissa Gower vs. UNLV	3/4/95	10	Kesha Wade vs. San Diego State	12/19/97
.909	10-11 Bev Groot vs. Cal State Fullerton	1/30/80	19	Danielle Scott vs. Western Michigan	12/27/93	10	Shameil Coleman vs. UNLV	3/7/87
.900	9-10 Tomika Cantley vs. UC Santa Barbara	2/6/98	1.000 FREE THROW PCT. (Min. 10 FTM)			9	6x, Last: Kesha Wade vs. Idaho	2/19/97
.900	9-10 Cindy Brown vs. San Diego State	2/21/87	12-12	Karina Figueroa at UC Davis	2/18/10	TRIPLE DOUBLES (P-R-A)		
3-POINT FIELD GOALS MADE (Since 1987-88)			12-12	Trise Jackson vs. New Mexico State	2/1/92	Cindy Brown (37-12-12) vs. Pacific		3/5/87
9	Jessica Gertz vs. Cal State Fullerton	2/9/17	11-11	Alex Sanchez at UC Riverside	3/8/14	Roslind Boger (10-10-10) vs. USC		2/16/85
7	Lauren Sims at Miami	11/17/09	11-11	Penny Toler vs. Nebraska	12/9/88	LaTaunya Pollard (33-13-11) vs. Arizona		1/8/83
7	Reta Sula vs. Cal State Fullerton	1/29/00	11-11	Angelique Lee vs. San Jose State	1/7/88	TRIPLE DOUBLES (P-R-S)		
7	Reta Sula vs. UC Santa Barbara	2/5/99	11-11	Carol Brandt vs. Oregon	1/3/86	Cindy Brown (28-13-11) vs. Arkansas		12/12/86
6	14x, Last: Naomi Hunt at Cal Poly	2/10/18	10-10	5x, Last: Karina Figueroa at San Diego	12/13/09			

Team Records

POINTS			3-POINT FIELD GOALS ATTEMPTED			ASSISTS		
149	• at San Jose State	2/16/87	45	vs. Cal State Fullerton	2/9/17	36	vs. San Jose State	1/22/87
123	vs. Pacific	3/5/87	37	at San Francisco	11/20/16	34	at San Diego State	2/10/86
121	vs. Pacific	2/13/86	36	at Cal State Fullerton	1/9/16	34	vs. UCLA	1/22/85
120	vs. San Jose State	1/22/87	35	at Pepperdine	11/13/16	32	vs. Pacific	3/5/87
118	3x, Last: vs. UCLA	1/22/85	34	2x, Last at Cal State Fullerton	1/26/17	32	vs. Pacific	1/24/87
FIELD GOALS MADE			3-POINT FIELD GOAL PCT. (Min. 10 3FG ATT.)			BLOCKS		
59	at San Jose State	2/16/87	71.4	at UC Santa Barbara	2/5/99	12	vs. Weber State	11/17/98
52	vs. Pacific	2/13/86	70.0	vs. UC Santa Barbara	3/10/01	12	vs. San Jose State	1/22/87
52	vs. San Diego State	2/19/83	69.2	at Santa Clara	11/25/07	12	at UCLA	2/13/85
52	vs. Cal State Los Angeles	12/9/80	66.7	at CSUN	1/15/06	12	vs. Stanford	2/2/85
51	3x, Last: vs. Hawai'i	3/5/88	63.6	vs. South Alabama	12/4/92	12	vs. Washington	12/8/84
FIELD GOALS ATTEMPTED			FREE THROWS MADE			STEALS		
104	vs. Cal State Los Angeles	12/9/80	36	vs. Southern Utah	12/5/94	33	at UC Santa Barbara	1/20/90
97	at Illinois (3ot)	1/13/82	34	at UC Riverside	3/8/14	31	vs. California	3/6/80
96	vs. Fresno State	1/17/87	33	vs. Iowa	3/26/88	28	vs. Southern Utah	12/7/90
95	vs. San Diego State	3/6/87	31	vs. California	3/14/90	28	vs. Wyoming	12/7/84
94	2x, Last: at San Jose State	1/7/89	31	at San Jose State	2/16/87	26	2x, Last: vs. San Diego State	3/7/86
FIELD GOAL PCT.			FREE THROWS ATTEMPTED			MARGIN OF VICTORY		
69.9	vs. Pacific	1/24/87	48	vs. Southern Utah	12/5/94	80	at San Jose State (149-69)	2/16/87
67.6	vs. Illinois State	12/30/83	44	vs. Florida A&M	12/19/10	80	at UC Santa Barbara (105-25)	1/29/87
65.6	at San Jose State	2/16/87	44	vs. Pepperdine (2ot)	12/21/05	75	vs. Wyoming (112-37)	12/7/84
65.4	vs. UC Santa Barbara	2/12/87	42	vs. Iowa	3/26/88	71	vs. UC Irvine (114-43)	2/17/90
64.9	vs. UCLA	1/22/85	42	vs. Howard	3/12/82	67	vs. San Jose State (120-53)	1/22/87
3-POINT FIELD GOALS MADE (Since 1987-88)			FREE THROW PCT. (Min. 10 FTM)			POINTS IN A HALF		
20	vs. Cal State Fullerton	2/9/17	1.000	at Rutgers	1/9/85	80	• at San Jose State	2/16/87
20	at Cal State Fullerton	1/9/16	1.000	at San Diego State	2/11/81	POINTS IN A QUARTER (Since 2015-16)		
14	vs. UC Irvine	2/25/17	96.7	at Cal Poly Pomona	12/6/80	39	vs. Portland State (First Quarter)	11/15/15
14	vs. Cal Poly	1/14/17	94.7	3x, Last: vs. California	12/21/09	28	4x, Last vs. UC Irvine (Second Quarter)	2/25/17
13	at San Francisco	11/20/16	REBOUNDS			27	vs. UNLV (Fourth Quarter)	12/20/15
13	vs. Portland State	11/15/15	72	at Illinois (3ot)	1/13/82	• NCAA Record		
			71	vs. Cal State Los Angeles	12/9/80			
			70	vs. Cal State Fullerton	1/22/99			
			67	vs. Stanford	11/30/90			
			66	vs. Oregon	11/19/10			

MISCELLANEOUS RECORDS

All-Time Overtime Record: 29-19

Home: 17-7 • Road: 10-10 • Neutral: 2-2

Date	Opponent	OTs	W/L	Final
3/10/78	UCLA (N)	1	L	78-79
2/24/79	at Cal Poly Pomona	1	L	68-69
2/12/80	San Diego State	1	W	63-61
1/9/82	at Arizona State	2	W	90-89
1/13/82	at Illinois	3	L	91-97
3/1/82	USC	3	W	89-84
12/17/82	at Oregon	1	W	75-74
12/30/82	Wisconsin	2	W	66-62
1/28/83	USC	1	W	74-73
3/22/84	San Diego State (N)	1	W	91-73
3/15/86	Texas Tech	1	W	78-73
1/14/87	Louisiana Tech	1	W	99-95
2/7/87	at Hawai'i	1	L	66-67
2/8/92	at Fresno State	1	L	84-86
2/13/92	Pacific	1	L	85-89
1/26/96	Nevada	2	W	95-88
2/16/96	San Jose State	1	W	89-87
2/23/96	at Pacific	2	L	95-98
1/10/97	Cal State Fullerton	1	W	102-94
3/5/97	at Nevada	1	W	79-69
3/3/99	Boise State (N)	1	W	76-74
11/17/01	Syracuse	1	L	70-76
11/24/01	Northern Illinois (N)	1	L	66-73
12/7/02	at Stetson	1	W	71-67
2/7/04	at Pacific	1	L	63-67
2/28/04	at Idaho	1	W	68-66
12/28/04	UC Santa Barbara	1	L	80-85
11/18/05	at TCU	1	L	68-71
12/4/05	San Francisco	1	W	58-52
12/21/05	Pepperdine	2	W	81-75
1/17/09	at CSUN	1	L	84-88
2/7/09	at Pacific	2	L	92-98
2/20/10	at Pacific	2	W	77-67
2/16/11	UC Riverside	1	W	70-68
12/8/11	Nevada	1	W	61-58
12/19/11	Wichita State	2	L	73-64
2/11/12	at CSUN	2	W	75-72
12/20/12	Canisius	1	W	72-67
11/17/13	at San Francisco	2	W	85-82
12/8/13	at Arizona State	1	L	74-67
1/9/14	UC Irvine	1	W	84-75
1/18/14	Cal Poly	1	L	107-102
11/21/14	USC	1	L	90-85
12/13/14	#18 Cal	1	W	58-56
2/14/15	Cal Poly	1	L	58-57
2/4/16	CSUN	1	W	74-71
11/11/16	at Nevada	1	W	97-93
12/10/16	at Loyola Marymount	1	W	81-78
2/24/18	Hawai'i	1	W	85-80

20-Plus Win Seasons (Listed in Order of Total Victories)

Year	Wins	Losses	Coach
1986-87	33	3	Joan Bonvicini
1988-89	30	5	Joan Bonvicini
1985-86	29	5	Joan Bonvicini
1984-85	28	3	Joan Bonvicini
1987-88	28	6	Joan Bonvicini
1979-80	28	6	Joan Bonvicini
1980-81	27	7	Joan Bonvicini
1983-84	25	6	Joan Bonvicini
1989-90	25	9	Joan Bonvicini
1981-82	24	6	Joan Bonvicini
1982-83	24	7	Joan Bonvicini
1990-91	24	8	Joan Bonvicini
2015-16	24	9	Jody Wynn
2016-17	23	11	Jody Wynn
2014-15	22	10	Jody Wynn
1999-00	22	11	Dallas Bolla
1991-92	21	10	Glenn McDonald

Top Winning Streaks

Streak	Year	Record	Coach
23	1988-89	30-5	Joan Bonvicini
20	1987-88	28-6	Joan Bonvicini
20	1986-87	33-3	Joan Bonvicini
16	1990-91	24-8	Joan Bonvicini
15	2014-15	22-10	Jody Wynn
14	1985-86	29-5	Joan Bonvicini
13	1986-87	33-3	Joan Bonvicini
11, 4x, Last:	1984-85	28-3	Joan Bonvicini

Most Wins – 33, 1986-87

Consecutive Wins – 23, 1988-89

Most Losses – 23, 2x, last 2010-11

Consecutive Losses – 13, 2017-18

Consecutive Home Wins – 29, 1983-86

Consecutive Home Losses – 12, 3x, last 1997-98

Consecutive Road Wins – 13, 1988-89

Consecutive Road Losses – 12, 2006-07

100-point games

Long Beach State record when scoring 100 points: 64-1

Date	Opponent	Result	Score
12/9/77	Arizona	W	112-54
12/10/77	Arizona State	W	118-59
12/21/78	Weber State	W	106-75
1/12/79	Arizona State	W	100-64
11/29/79	Montana State (N)	W	101-66
1/11/80	Arizona	W	110-51
12/9/80	Cal State Los Angeles	W	118-62
1/2/82	Nebraska	W	110-71
12/10/82	U.S. International	W	112-50
1/8/83	Arizona	W	106-69
1/16/83	at Marist	W	106-54
2/9/83	San Diego State	W	112-67
12/2/83	San Francisco	W	104-65
12/30/83	Illinois State	W	105-63
2/9/84	at Utah State	W	111-57
12/7/84	Wyoming	W	112-37
1/16/85	at San Diego State	W	105-78
1/22/85	UCLA	W	118-65
3/16/85	BYU	W	112-85
12/14/85	Dartmouth	W	104-46
12/20/85	Oregon State	W	112-81
2/10/86	at San Diego State	W	111-77
2/13/86	Pacific	W	121-86
2/18/86	San Diego State	W	104-57
2/20/86	UC Santa Barbara	W	106-56
3/7/86	San Diego State (N)	W	116-74
12/2/86	Arizona State	W	106-69
12/15/86	at UCLA	W	100-65
1/5/87	at UNLV	W	117-84
1/10/87	at UC Irvine	W	104-55
1/17/87	Fresno State	W	114-70
1/22/87	San Jose State	W	120-53
1/24/87	Pacific	W	114-65
1/29/87	at UC Santa Barbara	W	105-25
2/12/87	UC Santa Barbara	W	115-50
2/16/87	at San Jose State	W	•149-69
2/21/87	San Diego State	W	109-73
2/28/87	Cal State Fullerton	W	107-63
3/5/87	Pacific	W	123-65
3/6/87	San Diego State (N)	W	108-74
3/21/87	Ohio State (N)	W	102-82
12/3/87	UCLA	W	103-57
1/16/88	at UNLV	W	100-74
1/28/88	Pacific	W	106-52
2/11/88	UC Irvine	W	101-41
3/5/88	Hawai'i	W	108-77
3/19/88	Colorado	W	103-64
3/24/88	Washington	W	104-78
12/10/88	Grambling	W	108-59
12/17/88	UC Irvine	W	108-44
12/29/88	Western Kentucky	W	107-74
1/7/89	at San Jose State	W	113-72
2/2/89	San Jose State	W	111-59
2/4/89	Fresno State	W	116-77
1/20/90	at UC Santa Barbara	W	107-77
2/17/90	UC Irvine	W	114-43
2/22/90	Fresno State	W	104-98
12/4/90	Arizona	W	106-62
12/7/90	Southern Utah	W	107-45
1/28/91	at San Jose State	W	110-56
2/2/91	at New Mexico State	W	111-81
1/10/97	Cal State Fullerton	W (ot)	102-94
12/27/01	St. Francis (NY)	W	106-58
1/15/06	at CSUN	W	102-62
1/18/14	Cal Poly	L (ot)	102-107

• NCAA Record (Points Scored)

(N) - Neutral Site

WALTER PYRAMID RECORDS

Miscellaneous Walter Pyramid Records

First Game - Jan. 18, 1995
85 Long Beach State
67 CSUN

Record by Year

Year	Overall	BWC
1994-95	2-6	1-6
1995-96	8-5	5-4
1996-97	8-5	6-2
1997-98	4-7	2-5
1998-99	12-1	7-1
1999-00	10-3	6-1
2000-01	9-3	6-1
2001-02	10-3	7-1
2002-03	7-7	5-3
2003-04	5-8	2-6
2004-05	11-2	7-2
2005-06	13-2	6-1
2006-07	5-9	3-4
2007-08	4-11	3-5
2008-09	4-10	1-7
2009-10	7-7	5-3
2010-11	6-7	5-3
2011-12	10-3	6-2
2012-13	12-6	6-3
2013-14	12-6	5-3
2014-15	12-4	5-3
2015-16	11-3	6-2
2016-17	12-1	8-0
2017-18	4-10	4-4
Totals	198-129	117-72

OT Games.....12-6

1/26/96	Nevada (2ot)	W, 95-88
2/16/96	San Jose State	W, 89-87
1/10/97	Cal State Fullerton	W, 102-94
11/17/01	Syracuse	L, 70-76
12/28/04	UC Santa Barbara	L, 80-85
12/4/05	San Francisco	W, 58-52
12/21/05	Pepperdine (2ot)	W, 81-75
2/17/11	UC Riverside	W, 70-68
12/8/11	Nevada	W, 61-58
12/19/11	Wichita State (2ot)	L, 73-64
12/20/12	Canisius	W, 72-67
1/9/14	UC Irvine	W, 84-75
1/18/14	Cal Poly	L, 102-107
11/21/14	USC	L, 90-85
12/13/14	#18 Cal	W, 58-56
2/14/15	Cal Poly	L, 58-57
2/4/16	CSUN	W, 74-71
2/24/18	Hawai'i	W, 85-80

vs. Ranked Teams3-3

2/12/99	#22 UC Santa Barbara	L, 71-83
2/13/00	#12 UC Santa Barbara	L, 63-73
12/20/04	#15 Houston	W, 54-52
11/23/05	#21 USC	W, 51-46
2/21/14	#23 Florida State	L, 57-72
12/13/14	#18 Cal	W, 58-56 (OT)
12/17/17	#7 Tennessee	L, 90-61

Attendance Record - Walter Pyramid

3,004 - vs. Cal State Fullerton, 1/7/10

Largest Margin of Victory

49, Cal State Fullerton (91-42) 1/22/99

Largest Margin of Victory (BWC)

49, Cal State Fullerton (91-42) 1/22/99

Largest Margin of Defeat

40, Arizona (57-97) 12/1/96

Largest Margin of Defeat (BWC)

27, UC Santa Barbara (43-70) 12/30/10

Longest Winning Streak

11, Twice 2/28/98 - 1/30/99
12/7/16 - 3/2/17

Longest Winning Streak (BWC)

14 1/20/16 - 3/2/17

Longest Losing Streak

10 11/10/17 - 2/3/18

Longest Losing Streak (BWC)

6 2/10/95 - 1/14/96

Home Team Records

POINTS

106	vs. St. Francis (NY)	12/27/01
102	vs. Cal Poly	1/18/14
102	vs. Cal State Fullerton	1/10/97
97	3x, Last: vs. UC Irvine	3/6/03

FIELD GOALS MADE

40	vs. Centenary	12/30/01
40	vs. Nevada	1/26/96
38	vs. UC Irvine	1/10/02
38	vs. Cal State Fullerton	1/31/95
38	vs. California	12/1/95

FIELD GOALS ATTEMPTED

89	vs. Nevada	1/26/96
86	vs. Cal State Fullerton	2/22/98
84	vs. CSUN	1/18/95

FIELD GOAL PCT.

66.3	vs. UC Irvine	1/10/02
60.8	vs. UC Irvine	1/28/06
58.3	vs. East Tennessee State	12/20/98
57.5	vs. Cal State Fullerton	3/1/12
56.9	vs. St. Francis (NY)	12/27/01

3-POINT FIELD GOALS MADE

20	vs. Cal State Fullerton	2/9/17
14	vs. UC Irvine	2/25/17
14	vs. Cal Poly	1/4/17
13	vs. Portland State	11/15/15
12	vs. Loyola Marymount	11/23/13
12	vs. Canisius	12/20/12

POINTS

40	Melissa Gower vs. New Mexico State	3/2/95
36	Melissa Gower vs. UNLV	3/4/95
31	Raven Benton vs. UNLV	12/20/15
31	Melissa Gower vs. Pacific	2/10/95
30	Brandi Henton vs. Florida A&M	12/19/10
30	Whitney Fields vs. New Mexico State	12/22/08

FIELD GOALS MADE

13	Whitney Fields vs. New Mexico State	12/22/08
13	Kim Barfield vs. California	12/1/95
12	4x, Last: Crystal McCutcheon vs. UC Davis	2/25/06

FIELD GOALS ATTEMPTED

28	Karina Figueroa vs. UC Irvine	1/27/07
25	Kesha Wade vs. Cal State Fullerton	2/22/98
25	Shanaijah Davison vs. Hawai'i	2/24/18
24	Karina Figueroa vs. USC	12/3/09
24	Karina Figueroa vs. CSUN	1/13/07

FIELD GOAL PCT. (Min. 10 FGA)

90.0	Tomika Cantley vs. UC Santa Barbara	2/8/98
88.9	Melissa Gower vs. New Mexico State	3/2/95
85.7	Melissa Gower vs. Pacific	2/10/95
84.6	Naomi Hunt vs. UC Santa Barbara	1/20/18

3-POINT FIELD GOALS MADE

9	Jessica Gertz vs. Cal State Fullerton	2/9/17
6	Lauren Sims vs. Prairie View A&M	11/13/09
6	Reta Sula vs. North Texas	1/16/00
5	9x, Last: Jessica Gertz vs. Cal Poly	1/25/18

3-POINT FIELD GOALS ATTEMPTED

21	Jessica Gertz vs. Cal State Fullerton	2/9/17
14	Lauren Sims vs. UC Davis	1/10/09
14	Jessica Gertz vs. Illinois State	12/20/17
13	Lauren Sims vs. CSUN	1/28/10
12	2x, Last: Jessica Gertz vs. CSUN	3/3/18

3-POINT FIELD GOAL PCT. (Min. 5 3-POINT FGA)

83.3	Naomi Hunt vs. UC Santa Barbara	1/20/18
83.3	Lauren Sims vs. Montana State	11/17/06
80.0	Anna Kim vs. Denver	1/5/14
80.0	Courtney Jacob vs. Pacific	1/27/1
75.0	Reta Sula vs. North Texas	1/16/00

3-POINT FIELD GOALS ATT.

45	vs. Cal State Fullerton	2/9/17
34	vs. Duke	11/25/16
33	vs. UC Davis	1/10/09
32	vs. Portland State	11/15/15
31	3x, last: Illinois State	12/20/17

3-POINT FIELD GOAL PCT (Min 10 att.)

58.3	vs. CSUN	2/11/09
58.3	vs. New Mexico State	12/22/08
57.1	vs. Loyola Marymount	11/23/13
56.0	vs. Cal Poly	1/14/17
54.5	vs. South Dakota State	12/30/05

FREE THROWS MADE

29	vs. Florida A&M	12/19/10
29	vs. Pepperdine	12/21/05
29	vs. Idaho	2/16/01
28	vs. Cal State Fullerton	1/10/97
27	vs. Pepperdine	11/10/17

FREE THROWS ATTEMPTED

44	vs. Florida A&M	12/19/10
44	vs. Pepperdine	12/21/05
40	vs. Arizona	12/1/96
39	vs. Idaho	2/16/01
39	vs. Cal State Fullerton	1/10/97

FREE THROW PCT.

1.000	vs. Cal State Fullerton	2/28/09
94.7	vs. California	12/21/09
94.7	vs. Mercer	12/21/02
92.9	vs. Richmond	11/26/05
92.3	vs. UC Riverside	2/16/07
92.3	vs. Loyola Marymount	11/15/07

REBOUNDS

70	vs. Cal State Fullerton	1/22/99
66	vs. Oregon	11/19/10
62	vs. UC Irvine	1/9/14
62	vs. Cal State Fullerton	2/22/98
61	vs. Pepperdine	12/21/05

ASSISTS

31	vs. Centenary	12/30/01
28	vs. California	12/1/95
27	vs. Western Michigan	12/18/11
27	vs. UC Irvine	1/10/02

TURNOVERS

38	vs. UC Riverside	2/3/02
36	vs. Seattle	2/4/11
36	vs. CSUN	11/26/96
33	vs. Idaho	1/13/02
32	vs. Fresno State	11/23/96

BLOCKS

12	vs. Weber State	11/17/98
11	vs. East Tennessee State	12/20/98
9	5x, Last: vs. Columbia	12/29/12

STEALS

22	vs. San Diego State	12/19/97
21	3x, Last: vs. CSUN	2/17/02

FOULS

29	vs. Portland State	11/15/15
29	vs. Cal Poly	1/18/14
29	vs. Nevada	1/26/96
29	vs. Pepperdine	11/10/17

Home Individual Records

POINTS

40	Melissa Gower vs. New Mexico State	3/2/95
36	Melissa Gower vs. UNLV	3/4/95
31	Raven Benton vs. UNLV	12/20/15
31	Melissa Gower vs. Pacific	2/10/95
30	Brandi Henton vs. Florida A&M	12/19/10
30	Whitney Fields vs. New Mexico State	12/22/08

FIELD GOALS MADE

13	Whitney Fields vs. New Mexico State	12/22/08
13	Kim Barfield vs. California	12/1/95
12	4x, Last: Crystal McCutcheon vs. UC Davis	2/25/06

FIELD GOALS ATTEMPTED

28	Karina Figueroa vs. UC Irvine	1/27/07
25	Kesha Wade vs. Cal State Fullerton	2/22/98
25	Shanaijah Davison vs. Hawai'i	2/24/18
24	Karina Figueroa vs. USC	12/3/09
24	Karina Figueroa vs. CSUN	1/13/07

FIELD GOAL PCT. (Min. 10 FGA)

90.0	Tomika Cantley vs. UC Santa Barbara	2/8/98
88.9	Melissa Gower vs. New Mexico State	3/2/95
85.7	Melissa Gower vs. Pacific	2/10/95
84.6	Naomi Hunt vs. UC Santa Barbara	1/20/18

3-POINT FIELD GOALS MADE

9	Jessica Gertz vs. Cal State Fullerton	2/9/17
6	Lauren Sims vs. Prairie View A&M	11/13/09
6	Reta Sula vs. North Texas	1/16/00
5	9x, Last: Jessica Gertz vs. Cal Poly	1/25/18

3-POINT FIELD GOALS ATTEMPTED

21	Jessica Gertz vs. Cal State Fullerton	2/9/17
14	Lauren Sims vs. UC Davis	1/10/09
14	Jessica Gertz vs. Illinois State	12/20/17
13	Lauren Sims vs. CSUN	1/28/10
12	2x, Last: Jessica Gertz vs. CSUN	3/3/18

3-POINT FIELD GOAL PCT. (Min. 5 3-POINT FGA)

83.3	Naomi Hunt vs. UC Santa Barbara	1/20/18
83.3	Lauren Sims vs. Montana State	11/17/06
80.0	Anna Kim vs. Denver	1/5/14
80.0	Courtney Jacob vs. Pacific	1/27/1
75.0	Reta Sula vs. North Texas	1/16/00

FREE THROWS MADE

16	Melissa Gower vs. UNLV	3/4/95
15	Brandi Henton vs. Florida A&M	12/19/10
11	Raven Benton vs. Hawai'i	1/7/16
10	3x, Last: Fernanda Santos vs. Pepperdine	12/21/05

FREE THROWS ATTEMPTED

19	Melissa Gower vs. UNLV	3/4/95
18	Fernanda Santos vs. Pepperdine	12/21/05
16	Brandi Henton vs. Florida A&M	12/19/10
14	4x, Last: Raven Benton vs. Hawai'i	1/7/16

FREE THROW PCT. (Min. 10 FTA)

93.8	Brandi Henton vs. Florida A&M	12/19/10
90.9	Toby Metoyer vs. Cal Poly	2/27/97
90.0	Raven Benton vs. Hawai'i	3/12/14
84.2	Melissa Gower vs. UNLV	3/4/95
81.8	Tomika Cantley vs. Cal State Fullerton	1/10/97

REBOUNDS

21	Jayne Connors vs. Pepperdine	12/21/05
20	Crystal Givens vs. Cal State Fullerton	2/1/02
19	Tomika Cantley vs. Cal State Fullerton	2/22/98
17	4x, Last: Emma Merriweather vs. UC Riverside	3/1/18

ASSISTS

12	Akia Hardy vs. Pacific	2/10/95
11	Aimee Perolat vs. Cal Poly	2/27/97
11	Aimee Perolat vs. North Texas	2/2/97
11	Akia Hardy vs. California	12/1/95

WALTER PYRAMID RECORDS

Visiting Team Records

POINTS			3-POINT FIELD GOAL PCT. (Min. 10 att.)			ASSISTS		
107	Cal Poly	1/18/14	73.3	Loyola Marymount	12/17/05	27	Pacific	2/27/10
100	UC Irvine	2/3/18	63.6	San Diego State	12/10/96	26	UC Santa Barbara	3/2/97
97	Arizona	12/1/96	60.0	UC Santa Barbara	3/7/09	25	Pacific	2/15/02
60.0	Portland State		60.0	Portland State	12/1/08			
FIELD GOALS MADE			FREE THROWS MADE			TURNOVERS		
38	Arizona	12/1/96	29	vs. Cal Poly	1/18/14	40	Idaho	1/13/02
37	Detroit-Mercy (vs. ETSU)	12/21/98	28	UC Santa Barbara	2/4/01	38	Cal State Fullerton	1/10/97
36	2x, Last: vs. Cal Poly	1/18/14	27	Nevada	2/12/95	37	CSUN	1/18/95
FIELD GOALS ATTEMPTED			FREE THROWS ATTEMPTED			BLOCKS		
95	Oregon	11/19/10	40	UC Santa Barbara	1/22/95	12	UC Riverside	2/16/07
89	Cal State Fullerton	1/31/95	38	Nevada	1/26/96	10	Arizona	12/9/07
80	2x, Last: vs. Cal Poly	1/18/14	38	Nevada	2/12/95	9	UC Riverside	3/1/18
FIELD GOAL PCT.			FREE THROW PCT.			STEALS		
61.5	Duke	11/25/16	1,000	Canisius	12/20/12	25	Detroit-Mercy (vs. ETSU)	12/21/98
59.3	Wichita State (vs. UT-Arlington)	12/18/11	1,000	UC Santa Barbara	1/3/08	23	Seattle	2/4/11
58.5	UC Davis	2/1/18	1,000	Fairfield	12/30/06	22	San Diego State	12/10/96
3-POINT FIELD GOALS MADE			3-POINT FIELD GOALS ATTEMPTED			FOULS		
15	UC Irvine	2/25/17	33	UC Irvine	2/25/17	32	Pepperdine	12/21/05
13	UC Santa Barbara	1/20/18	31	3x, Last: UC Irvine	2/3/18	32	CSUN	11/26/96
13	Loyola Marymount	11/16/09				31	Cal State Fullerton	1/10/97
13	California	12/1/95						
REBOUNDS			ASSISTS			FOULS		
62	Tennessee	12/17/17	19	Sarah Toeaina - Hawai'i	2/24/18			
58	Nevada	12/8/11	18	Tori Oliver - Columbia	12/31/16			
58	UNLV	11/23/97	17	Cheyenne Wallace - Loyola Marymount	11/17/17			

Visiting Individual Records

POINTS			FREE THROWS ATTEMPTED		
43	Eden Palacio - Pacific	2/28/98	19	Sarah Toeaina - Hawai'i	2/24/18
39	Emily Faurholt - Idaho	2/26/05	18	Tori Oliver - Columbia	12/31/16
FIELD GOALS MADE			FREE THROW PCT. (Min. 10 FTA)		
16	Koko Lahanas - Cal State Fullerton	1/31/95	1,000	Jennifer Tsurumoto - UC Irvine	1/9/14
14	Eden Palacio - Pacific	2/28/98	1,000	Lindsay Taylor - UC Santa Barbara	2/1/03
FIELD GOALS ATTEMPTED			REBOUNDS		
34	Koko Lahanas - Cal State Fullerton	1/31/95	23	Angaleta Dye - UNLV	11/23/97
25	Alexis Montgomery - Seattle	11/14/14	23	Drew Edelman - UC Santa Barbara	1/4/18
24	2x, Last: Sequoia Holmes - UNLV	11/9/07	21	Channon Fluker - CSUN	3/2/17
FIELD GOAL PCT. (Min. 10 FGA)			ASSISTS		
90.0	Jackie Bucher - Cal State Fullerton	1/10/97	11	Andrea Thieme - Cal State Fullerton	1/10/97
81.8	Katie Holloway - CSUN	2/23/08	11	Gwynn Hobbs - UNLV	3/4/95
3-POINT FIELD GOALS MADE			BLOCKS		
9	Eden Palacio - Pacific	2/28/98	6	Tia Dawson - Dartmouth	12/16/11
3-POINT FIELD GOALS ATTEMPTED			STEALS		
14	Alle Moreno - Sacramento State	11/9/12	10	Toni Russell - San Francisco	1/2/03
3-POINT FIELD GOAL PCT. (Min. 5 3-POINT FGA)			ASSISTS		
87.5	Amanda Patton - Loyola Marymount	12/17/05	9	Michelle James - Detroit-Mercy (vs. ETSU)	12/21/98
FREE THROWS MADE			FOULS		
15	Cheyenne Wallace - Loyola Marymount	11/17/17			
13	Jennifer Tsurumoto - UC Irvine	1/9/14			
12	Tori Oliver - Columbia	12/31/16			

LBSU All-Time Series Records in Walter Pyramid

Arizona..... 1-2	East Tennessee State..... 1-0	Mercer..... 1-0	Portland State..... 1-2	UC Davis..... 10-4
Army..... 0-1	Eastern Washington..... 1-0	Miami (Ohio)..... 1-0	Prairie View A&M..... 1-0	UC Irvine..... 18-6
Bakersfield..... 0-2	Fairfield..... 2-0	Montana..... 1-0	Richmond..... 2-0	UCLA..... 0-1
Belmont..... 0-1	Florida..... 0-1	Montana State..... 0-2	Sacramento State..... 2-0	UC Riverside..... 10-7
Biola..... 1-0	Florida A&M..... 1-0	Nebraska..... 0-1	Saint Francis (NY)..... 1-0	UC Santa Barbara..... 8-15
Boise State..... 2-1	Florida Atlantic..... 1-0	Nevada..... 3-2	Sam Houston State..... 1-0	UNLV..... 2-3
BYU..... 0-1	Florida State..... 0-1	New Mexico State..... 3-4	San Diego..... 3-3	USC..... 3-3
California..... 2-1	Fresno State..... 1-3	New Orleans..... 1-0	San Diego State..... 1-3	Utah..... 0-2
Cal Poly..... 15-8	Georgia..... 0-1	North Carolina State..... 0-1	San Francisco..... 3-2	Utah State..... 1-0
Cal State Fullerton..... 19-6	Hawaii..... 4-4	North Texas..... 2-0	San Jose State..... 2-0	Utah Valley..... 1-0
Canisius..... 1-0	Houston..... 2-0	Northern Arizona..... 1-0	Santa Clara..... 0-2	UTEP..... 1-0
Centenary..... 1-0	Idaho..... 7-1	Northwestern..... 1-0	Seattle..... 1-1	VCU..... 1-0
Colorado..... 1-0	Illinois State..... 0-1	Oklahoma State..... 1-0	South Dakota State..... 1-0	Washington..... 1-0
Columbia..... 2-0	Indiana..... 0-1	Omaha..... 1-0	Southern..... 1-0	Washington State..... 1-0
CSUN..... 12-7	Iona..... 0-1	Oregon..... 0-2	Syracuse..... 0-1	Weber State..... 1-0
Dartmouth..... 1-0	LIU Brooklyn..... 1-0	Oregon State..... 1-0	Tennessee..... 0-1	Western Michigan..... 1-0
Denver..... 1-0	Loyola Marymount..... 2-6	Pacific..... 14-7	Tennessee-Martin..... 1-0	Wichita State..... 1-1
Duke..... 0-1	LSU..... 1-0	Pepperdine..... 2-2	Texas Pan American..... 1-0	

RECORDS BY CLASS

FRESHMAN

POINTS		
660	LaTaunya Pollard	1979-80
400	Shanajah Davison	2017-18
400	Beth Schroeder	1978-79
390	Raven Benton	2013-14
389	Brandi Henton	2010-11
SCORING AVERAGE		
19.4	LaTaunya Pollard	1979-80
13.8	Shanajah Davison	2017-18
12.9	Barbara Mosher	1975-76
12.5	Brandi Henton	2010-11
12.5	Beth Schroeder	1978-79
FIELD GOALS MADE		
295	LaTaunya Pollard	1979-80
170	Beth Schroeder	1978-79
147	Shanajah Davison	2017-18
143	Kim Maddox	1977-78
134	2x, Brown Cummings	
FIELD GOAL PCT. (Min. 100 FGM)		
55.4	Cindy Brown	1983-84
52.4	Shannon Smith	1986-87
51.8	LaTaunya Pollard	1979-80
49.6	Emma Merriweather	2017-18
48.4	Beth Schroeder	1978-79
3-POINT FGs MADE		
48	Naomi Hunt	2017-18
43	Shanajah Davison	2017-18
41	Brandi Henton	2010-11
39	Lauren Spargo	2011-12
33	Anna Kim	2013-14
3-POINT FG PCT. (Min. 10 FGM)		
44.0	Naomi Hunt	2017-18
43.5	Chanterria Jackson	2015-16
42.3	Anna Kim	2013-14
41.7	Jeannie Saunders	2004-05
37.0	Nicole Legaux	1996-97
FREE THROWS MADE		
134	Raven Benton	2013-14
82	Brandi Henton	2010-11
76	Barbara Mosher	1975-76
73	Alex Sanchez	2011-12
70	LaTaunya Pollard	1979-80
FREE THROW PCT. (Min. 50 FTM)		
74.6	Anna Kim	2013-14
74.5	Alex Sanchez	2011-12
74.5	LaTaunya Pollard	1979-80
71.9	Brandi Henton	2010-11
71.7	Raven Benton	2013-14
OFFENSIVE REBOUNDS (Since 1987-88)		
103	Kesha Wade	1996-97
67	Raven Benton	2013-14
66	Emma Merriweather	2017-18
65	Charel Bailey	1997-98
56	Alex Sanchez	2011-12
DEFENSIVE REBOUNDS (Since 1987-88)		
131	Emma Merriweather	2017-18
105	Raven Benton	2013-14
102	Brandi Henton	2010-11
100	Alex Sanchez	2011-12
95	Ella Clark	2010-11
TOTAL REBOUNDS		
243	Kirsten Cummings	1981-82
229	Shannon Smith	1986-87
223	Barbara Mosher	1975-76
215	Kim Maddox	1977-78
199	Cindy Brown	1983-84
REBOUNDING AVERAGE		
8.9	Barbara Mosher	1975-76
8.6	Kim Maddox	1977-78
8.4	Kirsten Cummings	1981-82
7.3	Kesha Wade	1996-97
6.6	Cindy Brown	1983-84
ASSISTS		
118	Dana Wilkerson	1987-88
116	LaTaunya Pollard	1979-80
107	Ma'Qhi Berry	2017-18
99	Alex Sanchez	2011-12
91	Beth Schroeder	1978-79
BLOCKS		
55	Ella Clark	2010-11
54	Emma Merriweather	2017-18
52	LaTaunya Pollard	1979-80
43	Cindy Brown	1983-84
42	Shannon Smith	1986-87
STEALS		
84	Kesha Wade	1996-97
73	Sarah Davis	1994-95
72	Beth Schroeder	1978-79
69	LaTaunya Pollard	1979-80
64	Dana Wilkerson	1987-88

SOPHOMORE

POINTS		
787	Penny Toler	1986-87
733	LaTaunya Pollard	1980-81
599	Cindy Brown	1984-85
526	Karina Figueroa	2006-07
504	Bev Groot	1978-79
SCORING AVERAGE		
21.9	Penny Toler	1986-87
21.6	LaTaunya Pollard	1980-81
20.0	Cindy Brown	1984-85
16.4	Karina Figueroa	2006-07
16.3	Kirsten Cummings	1982-83
FIELD GOALS MADE		
350	Penny Toler	1986-87
325	LaTaunya Pollard	1980-81
228	Cindy Brown	1984-85
199	Bev Groot	1978-79
197	Kim Maddox	1978-79
FIELD GOAL PCT. (Min. 100 FGM)		
64.0	Bev Groot	1978-79
58.9	Cindy Brown	1984-85
54.5	Penny Toler	1986-87
54.0	LaTaunya Pollard	1980-81
53.7	Shannon Smith	1987-88
3-POINT FGs MADE		
48	Reta Sula	1998-99
42	Jessica Gertz	2015-16
40	Lauren Spargo	2012-13
38	Ella Clark	2012-13
36	Alex Sanchez	2012-13
36	Jeannie Saunders	2005-06
3-POINT FG PCT. (Min. 10 FGM)		
39.3	Reta Sula	1998-99
37.3	Trise Jackson	1989-90
37.1	Jeannie Saunders	2005-06
35.3	Jessica Gertz	2015-16
34.4	LaTorya Barbee	2008-09
FREE THROWS MADE		
143	Cindy Brown	1984-85
117	Karina Figueroa	2006-07
106	Bev Groot	1978-79
90	Alex Sanchez	2012-13
87	Penny Toler	1986-87
FREE THROW PCT. (Min. 50 FTM)		
81.3	Karina Figueroa	2006-07
81.1	Alex Sanchez	2012-13
78.6	Trise Jackson	1989-90
77.0	Penny Toler	1986-87
76.9	Anna Kim	2014-15
76.9	Beth Schroeder	1979-80
OFFENSIVE REBOUNDS (Since 1987-88)		
127	Devin Hudson	2012-13
111	Shannon Smith	1987-88
93	Kari Parriott	1989-90
89	Melissa Gower	1992-93
81	Angelique Lee	1987-88
DEFENSIVE REBOUNDS (Since 1987-88)		
173	Jayne Connors	2003-04
156	Devin Hudson	2012-13
141	Danielle Scott	1987-88
134	Shannon Smith	1987-88
119	Ella Clark	2012-13
TOTAL REBOUNDS		
310	Monica Havelka	1975-76
301	Bev Groot	1978-79
299	Cindy Brown	1984-85
298	Kirsten Cummings	1982-83
283	Devin Hudson	2012-13
REBOUNDING AVERAGE		
12.4	Monica Havelka	1975-76
11.5	Kirsten Cummings	1982-83
10.0	Cindy Brown	1984-85
9.4	Bev Groot	1978-79
8.8	Devin Hudson	2012-13
ASSISTS		
237	Penny Toler	1986-87
170	Reta Sula	1998-99
146	Trise Jackson	1989-90
134	Beth Schroeder	1979-80
132	Alex Sanchez	2012-13
BLOCKS		
85	Beth Schroeder	1979-80
84	Cindy Brown	1984-85
61	Bev Groot	1978-79
45	Ella Clark	2012-13
45	Kirsten Cummings	1982-83
STEALS		
85	Kesha Wade	1997-98
83	Trise Jackson	1989-90
82	Cindy Brown	1984-85
78	Penny Toler	1986-87
73	Faye Paige	1982-83

JUNIOR

POINTS		
805	Cindy Brown	1985-86
701	LaTaunya Pollard	1981-82
675	Penny Toler	1987-88
582	Kim Maddox	1979-80
530	Dana Wilkerson	1989-90
SCORING AVERAGE		
24.4	Cindy Brown	1985-86
24.2	LaTaunya Pollard	1981-82
22.5	Penny Toler	1987-88
17.9	Danielle Scott	1993-94
17.7	Kirsten Cummings	1983-84
FIELD GOALS MADE		
324	Cindy Brown	1985-86
292	LaTaunya Pollard	1981-82
290	Penny Toler	1987-88
256	Kim Maddox	1979-80
208	Dana Wilkerson	1989-90
FIELD GOAL PCT. (Min. 100 FGM)		
61.2	Bev Groot	1979-80
59.6	Cindy Brown	1985-86
54.5	Glory Johnson	2001-02
54.1	LaTaunya Pollard	1981-82
54.0	Carol Brandt	1985-86
3-POINT FGs MADE		
66	Reta Sula	1999-00
64	Jessica Gertz	2016-17
60	Neisha Williams	1992-93
45	Lauren Sims	2008-09
43	Lauren Spargo	2013-14
3-POINT FG PCT. (Min. 10 FGM)		
47.1	Crystal McCutcheon	2004-05
43.8	Reta Sula	1999-00
43.6	Vjera Kaludjerovich	1989-90
40.4	Jinga Gosschalk	2001-02
39.5	Jessica Gertz	2016-17
FREE THROWS MADE		
157	Cindy Brown	1985-86
130	Raven Benton	2015-16
119	Carol Brandt	1985-86
117	LaTaunya Pollard	1981-82
106	Dana Wilkerson	1989-90
FREE THROW PCT. (Min. 50 FTM)		
86.8	Hallie Meneses	2013-14
81.8	Beth Schroeder	1980-81
80.5	Trise Jackson	1990-91
78.8	Karina Figueroa	2007-08
78.4	Reta Sula	1999-00
OFFENSIVE REBOUNDS (Since 1987-88)		
131	Melissa Gower	1993-94
115	Penny Moore	1989-90
106	Kim Barfield	1994-95
97	Chenise Butler	1992-93
92	Charel Bailey	1999-00
DEFENSIVE REBOUNDS (Since 1987-88)		
160	Whitney Fields	2008-09
155	Tomika Cantley	1997-98
145	Jewelyn Sawyer	2015-16
145	Kari Parriott	1990-91
142	Jayne Connors	2004-05
142	Danielle Scott	1993-94
TOTAL REBOUNDS		
338	Cindy Brown	1985-86
270	Melissa Gower	1993-94
267	Nina Leonard	1982-83
251	Whitney Fields	2008-09
250	Penny Moore	1989-90
REBOUNDING AVERAGE		
10.2	Cindy Brown	1985-86
10.0	Danielle Scott	1993-94
9.6	Melissa Gower	1993-94
9.2	Tomika Cantley	1997-98
8.9	Barbara Mosher	1975-76
ASSISTS		
160	Penny Toler	1987-88
143	Rosling Boger	1983-84
140	Reta Sula	1999-00
138	Trise Jackson	1990-91
138	Kim Maddox	1979-80
BLOCKS		
118	Rhonda Smith	1998-99
99	Cindy Brown	1985-86
53	Janet Davis	1983-84
43	Ja'net Davis	1994-95
41	Ella Clark	2013-14
STEALS		
121	Cindy Brown	1985-86
84	Trise Jackson	1990-91
84	Kim Maddox	1979-80
81	Shameil Coleman	1987-88
75	Ekueh Ramsey	2000-01

SENIOR

POINTS		
974	Cindy Brown	1986-87
907	LaTaunya Pollard	1982-83
731	Penny Toler	1988-89
675	Rhonda Smith	1999-00
637	Melissa Gower	1994-95
SCORING AVERAGE		
29.3	LaTaunya Pollard	1982-83
27.8	Cindy Brown	1986-87
23.6	Melissa Gower	1994-95
21.1	Rhonda Smith	1999-00
20.9	Penny Toler	1988-89
FIELD GOALS MADE		
376	LaTaunya Pollard	1982-83
362	Cindy Brown	1986-87
293	Penny Toler	1988-89
270	Rhonda Smith	1999-00
235	Melissa Gower	1994-95
FIELD GOAL PCT. (Min. 100 FGM)		
61.4	Lynne Stith	1977-78
57.9	Cindy Brown	1986-87
56.2	Jackie Moore	2000-01
56.0	Kirsten Cummings	1984-85
54.4	Rhonda Smith	1999-00
3-POINT FGs MADE		
68	Lauren Sims	2009-10
63	Crystal McCutcheon	2005-06
63	Reta Sula	2000-01
59	Jessica Gertz	2017-18
53	Hallie Meneses	2014-15
3-POINT FG PCT. (Min. 10 FGM)		
40.5	Trise Jackson	1991-92
39.5	Anna Kim	2016-17
38.9	Lauren Sims	2009-10
37.7	Karina Figueroa	2009-10
37.5	Crystal McCutcheon	2005-06
37.5	Reta Sula	2000-01
FREE THROWS MADE		
250	Cindy Brown	1986-87
167	Melissa Gower	1994-95
155	LaTaunya Pollard	1982-83
150	Karina Figueroa	2009-10
147	Jackie Moore	2000-01
FREE THROW PCT. (Min. 50 FTM)		
87.9	Petra Glaser	2004-05
84.5	Reta Sula	2000-01
83.3	Crystal McCutcheon	2005-06
81.9	Penny Toler	1988-89
80.3	Alex Sanchez	2014-15
OFFENSIVE REBOUNDS (Since 1987-88)		
158	Melissa Gower	1994-95
147	Jackie Moore	2000-01
127	Angelique Lee	1989-90
118	Kari Parriott	1991-92
107	Kim Barfield	1995-96
DEFENSIVE REBOUNDS (Since 1987-88)		
266	Glory Johnson	2002-03
207	Angelique Lee	1989-90
194	Melissa Gower	1994-95
174	Jayne Connors	2005-06
163	Ja'net Davis	1995-96
TOTAL REBOUNDS		
352	Melissa Gower	1994-95
348	Cindy Brown	1986-87
336	Kari Parriott	1991-92
334	Angelique Lee	1989-90
303	Kirsten Cummings	1984-85
REBOUNDING AVERAGE		
13.0	Melissa Gower	1994-95
10.8	Kari Parriott	1991-92
10.7	Monica Havelka	1977-78
10.1	Angelique Lee	1989-90
10.0	Danielle Scott	1993-94
ASSISTS		
191	Dana Wilkerson	1990-91
173	Kim Maddox	1980-81
171	Ak'net Davis	1995-96
170	Tamara Inoues	2001-02
166	Karina Figueroa	2009-10
BLOCKS		
111	Rhonda Smith	1999-00
96	Ja'net Davis	1995-96
92	Cindy Brown	1986-87
54	Crystal Givens	2001-02
46	LaTaunya Pollard	1982-83
STEALS		
144	Cindy Brown	1986-87
112	Traci Waites	1988-89
96	Trise Jackson	1991-92
83	Dana Wilkerson	1990-91
79	Penny Toler	1988-89

ALL-TIME COACHING LEDGER

Year	W-L	Pct.	Conference	W-L	Finish	Head Coach
1962-63	4-0	1.000	SCWIAAC	N/A	N/A	Dr. Frances Schaafsma
1963-64	7-0	1.000	SCWIAAC	N/A	N/A	Dr. Frances Schaafsma
1964-65	7-0	1.000	SCWIAAC	N/A	N/A	Dr. Frances Schaafsma
1965-66	8-2	.800	ECCSCC	6-2	T-1st	Dr. Frances Schaafsma
1966-67	8-4	.667	ECCSCC	6-2	T-1st	Dr. Frances Schaafsma
1967-68	13-2	.867	ECCSCC	10-1	T-1st	Dr. Frances Schaafsma
1968-69	10-3	.769	ECCSCC	8-2	1st	Dr. Frances Schaafsma
1969-70	13-2	.867	ECCSCC	10-0	1st	Dr. Frances Schaafsma
1970-71	9-5	.643	ECCSCC	4-1	1st	Dr. Frances Schaafsma
1971-72	13-6	.684	SCWIAAC	6-0	1st	Dr. Frances Schaafsma
1972-73	13-5	.722	SCWIAAC	6-0	1st	Dr. Frances Schaafsma
1973-74	13-5	.722	SCWIAAC	8-0	1st	Dr. Frances Schaafsma
1974-75	16-5	.762	SCWIAAC	9-1	1st	Dr. Frances Schaafsma
1975-76	18-7	.720	SCWIAAC	9-4	1st	Dr. Frances Schaafsma
1976-77	14-10	.583	Western Collegiate	5-3	3rd	Dr. Frances Schaafsma
1977-78	18-9	.667	Western Collegiate	4-4	3rd	Dr. Frances Schaafsma
1978-79	24-8	.750	Western Collegiate	6-2	2nd	Dr. Frances Schaafsma
1979-80	28-6	.824	Western Collegiate	12-0	1st	Joan Bonvicini
1980-81	27-7	.794	Western Collegiate	10-2	1st	Joan Bonvicini
1981-82	24-6	.800	Western Collegiate	11-1	1st	Joan Bonvicini
1982-83	24-7	.774	Western Collegiate	12-2	2nd	Joan Bonvicini
1983-84	25-6	.806	Western Collegiate	13-1	T-1st	Joan Bonvicini
1984-85	28-3	.903	Western Collegiate	13-1	1st	Joan Bonvicini
1985-86	29-5	.853	Pacific Coast	14-0	1st	Joan Bonvicini
1986-87	33-3	.917	Pacific Coast	17-1	1st	Joan Bonvicini
1987-88	28-6	.824	Pacific Coast	18-0	1st	Joan Bonvicini
1988-89	30-5	.857	Big West	18-0	1st	Joan Bonvicini
1989-90	25-9	.735	Big West	14-4	3rd	Joan Bonvicini
1990-91	24-8	.750	Big West	15-3	T-1st	Joan Bonvicini
1991-92	21-10	.677	Big West	13-5	2nd	Glenn McDonald
1992-93	9-17	.346	Big West	8-10	6th	Glenn McDonald
1993-94	11-17	.393	Big West	9-9	7th	Glenn McDonald
1994-95	13-14	.481	Big West	10-8	T-5th	Dallas Bolla
1995-96	15-13	.536	Big West	10-8	T-5th	Dallas Bolla
1996-97	11-17	.392	Big West	7-8	4th	Dallas Bolla
1997-98	7-19	.269	Big West	4-11	5th	Dallas Bolla
1998-99	18-11	.621	Big West	10-5	2nd	Dallas Bolla
1999-00	22-11	.667	Big West	12-3	2nd	Dallas Bolla
2000-01	17-13	.567	Big West	10-4	2nd	Dallas Bolla
2001-02	16-13	.551	Big West	11-5	4th	Dallas Bolla
2002-03	14-15	.483	Big West	10-6	3rd	Dallas Bolla
2003-04	14-16	.467	Big West	8-10	5th	Mary Hegarty
2004-05	19-9	.679	Big West	13-5	2nd	Mary Hegarty
2005-06	18-10	.643	Big West	10-4	T-1st	Mary Hegarty
2006-07	9-23	.281	Big West	4-10	T-6th	Mary Hegarty
2007-08	9-20	.310	Big West	7-9	7th	Mary Hegarty
2008-09	8-21	.276	Big West	4-12	T-7th	Mary Hegarty
2009-10	13-17	.433	Big West	9-7	T4th	Jody Wynn
2010-11	8-23	.258	Big West	6-10	6th	Jody Wynn
2011-12	14-18	.438	Big West	7-9	7th	Jody Wynn
2012-13	16-16	.500	Big West	9-9	5th	Jody Wynn
2013-14	17-15	.531	Big West	8-8	T6th	Jody Wynn
2014-15	22-10	.688	Big West	9-7	4th	Jody Wynn
2015-16	24-9	.727	Big West	12-4	T2nd	Jody Wynn
2016-17	23-11	.676	Big West	12-4	2nd	Jody Wynn
2017-18	8-23	.258	Big West	6-10	T6th	Jeff Cammon
56 Years	929-555	.626	23 Titles	502-237	.679	

* SCWIAAC - Southern California Women's Intercollegiate Athletic Conference
 * ECCSCC - Extramural Coordinating Council of Southern California Colleges
 * Pacific Coast Conference changed its name to Big West Conference in 1988



Dr. Frances Schaafsma
17 Years: 208-73 (.740)



Joan Bonvicini
12 Years: 325-71 (.821)



Glenn McDonald
4 Years: 54-58 (.482)



Dallas Bolla
8 Years: 120-112 (.517)



Mary Hegarty
6 Years: 77-99 (.438)



Jody Wynn
8 Years: 137-119 (.535)



Jeff Cammon
1 Years: 8-23 (.258)

ALL-TIME ASSISTANT COACHES (Since 1980-81)

Michael Abraham	1984-90 (6 years)	Denise Curry	2003-09 (6 years)	Margaret Mohr	1991-94 (3 years)	Tuonisia Turner	1996-04 (8 years)
Kevin Adams	2017-18 (1 year)	Laura Dinkins	2017-18 (1 year)	Bill Nepfel	1980-84 (4 years)	Derek Wynn	2009-17 (8 years)
Nicole Anderson	2004-09 (5 years)	Alison Edgar	2001-02 (1 year)	Vanessa Nygaard	2003-04 (1 year)	Jackie Zink	2008-09 (1 year)
Michelle Augustavo	2016-17 (1 year)	Jason Flowers	2004-08 (4 years)	Brenda Pantoja	1997-99 (2 years)		
Charel Bailey	2002-03 (1 year)	Laura Freimuth	2009-13 (4 years)	LaTaunya Pollard	1985-87 (2 years)		
Jennifer Britton	1996-97 (1 year)	Angela Head	2001-02 (1 year)	Ed Ratleff	1980-82 (2 years)		
Bryan Camacho	2017-18 (1 year)	Mary Hile	1982-85 (3 years)	Paul Reed	2014-17 (3 years)		
Jeff Cammon	2009-14 (5 years)	Trise Jackson	1992-96 (4 years)	Matt Ruiz	1991-95 (4 years)		
Pat Charity	2002-03 (1 year)	Kari LaPlante	2013-16 (3 years)	Miranda Serna	1999-01 (2 years)		
Bob Clark	1995-96 (1 year)	Colleen Matsuhara	1990-91 (1 year)	Rosa Stokes	1996-01 (5 years)		
Tricia Cullop	1995-96 (1 year)	Glenn McDonald	1986-91 (5 years)	Sharon Turner	1994-95 (1 year)		

YEARLY INDIVIDUAL LEADERS

POINTS

Year	Player	Points
1975-76	Monica Havelka	344
1976-77	Lynne Stith	340
1977-78	Lynne Stith	485
1978-79	Bev Groot	504
1979-80	LaTaunya Pollard	660
1980-81	LaTaunya Pollard	733
1981-82	LaTaunya Pollard	701
1982-83	LaTaunya Pollard	907
1983-84	Kirsten Cummings	479
1984-85	Cindy Brown	599
1985-86	Cindy Brown	805
1986-87	•• Cindy Brown	974
1987-88	Penny Toler	675
1988-89	Penny Toler	731
1989-90	Dana Wilkerson	530
1990-91	Dana Wilkerson	520
1991-92	Trise Jackson	528
1992-93	Neisha Williams	372
1993-94	Melissa Gower	443
1994-95	Melissa Gower	637
1995-96	Kim Barfield	431
1996-97	Toby Metoyer	392
1997-98	Kesha Wade	337
1998-99	Rhonda Smith	400
1999-00	^ Rhonda Smith	675
2000-01	^ Jackie Moore	555
2001-02	Crystal Givens	403
2002-03	^ Glory Johnson	508
2003-04	Petra Glaser	403
2004-05	Crystal McCutcheon	383
2005-06	Crystal McCutcheon	477
2006-07	Karina Figueroa	526
2007-08	Karina Figueroa	267
2008-09	Whitney Fields	366
2009-10	Karina Figueroa	533
2010-11	Brandi Henton/Courtney Jacob	389
2011-12	Tipesa Moorer	405
2012-13	Alex Sanchez	338
2013-14	Raven Benton	390
2014-15	Hallie Meneses	348
2015-16	Raven Benton	446
2016-17	Madison Montgomery	344
2017-18	Shanajiah Davison	400

SCORING AVERAGE

Year	Player	Avg.
1975-76	Monica Havelka	13.8
1976-77	Lynne Stith	14.1
1977-78	Lynne Stith	18.0
1978-79	Bev Groot	15.8
1979-80	LaTaunya Pollard	19.4
1980-81	LaTaunya Pollard	21.6
1981-82	LaTaunya Pollard	24.2
1982-83	• LaTaunya Pollard	29.3
1983-84	Kirsten Cummings	17.7
1984-85	Cindy Brown	20.0
1985-86	^ Cindy Brown	24.4
1986-87	^ Cindy Brown	27.8
1987-88	Penny Toler	22.5
1988-89	Penny Toler	20.9
1989-90	Dana Wilkerson	15.6
1990-91	Dana Wilkerson	16.3
1991-92	Trise Jackson	17.6
1992-93	Neisha Williams	14.3
1993-94	Danielle Scott	17.9
1994-95	Melissa Gower	23.6
1995-96	Akia Hardy	17.2
1996-97	Toby Metoyer	14.0
1997-98	Kesha Wade	13.0
1998-99	Rhonda Smith	13.8
1999-00	^ Rhonda Smith	21.1
2000-01	^ Jackie Moore	18.5
2001-02	Ekuah Ramsey	14.1
2002-03	^ Glory Johnson	17.5
2003-04	Petra Glaser	13.4
2004-05	Aisha Hollans	15.6
2005-06	^ Crystal McCutcheon	17.7
2006-07	Karina Figueroa	16.4
2007-08	Karina Figueroa	12.7
2008-09	Whitney Fields	12.6
2009-10	Karina Figueroa	17.8
2010-11	Courtney Jacob	14.4
2011-12	Tipesa Moorer	12.7
2012-13	Alex Sanchez	10.6
2013-14	Raven Benton	12.2
2014-15	Raven Benton	11.5
2015-16	Raven Benton	13.5
2016-17	Raven Benton	11.6
2017-18	Shanajiah Davison	13.8

3-POINT FIELD GOALS MADE

Year	Player	3FGM
1987-88	Traci Waites	12
1988-89	Traci Waites	30
1989-90	Trise Jackson	25
1990-91	Kellie Bennett	42
1991-92	Trise Jackson	45
1992-93	Neisha Williams	60
1993-94	Neisha Williams	31
1994-95	Adara Newidouski	23
1995-96	Akia Hardy	33
1996-97	Adara Newidouski	31
1997-98	Michelle Esparza	25
1998-99	Reta Sula	48
1999-00	Reta Sula	64
2000-01	Reta Sula	63
2001-02	Jinga Gosschalk	38
2002-03	Jinga Gosschalk	41
2003-04	Lauren Bull	35
2004-05	Crystal McCutcheon	41
2005-06	Crystal McCutcheon	63
2006-07	Karina Figueroa	35
2007-08	Ally Wade	34
2008-09	Lauren Sims	44
2009-10	^ Lauren Sims	68
2010-11	Brandi Henton	41
2011-12	Lauren Spargo	39
2012-13	Lauren Spargo	40
2013-14	Lauren Spargo	43
2014-15	Hallie Meneses	53
2015-16	Jessica Gertz	42
2016-17	Jessica Gertz	64
2017-18	Jessica Gertz	59

3-POINT FIELD GOAL PERCENTAGE (Min. 20 Made)

Year	Player	Pct.
1987-88	Traci Waites	38.7
1988-89	Traci Waites	36.2
1989-90	Vjera Kaludjerovich	43.6
1990-91	Kellie Bennett	24.7
1991-92	Trise Jackson	40.5
1992-93	Neisha Williams	36.6
1993-94	Neisha Williams	29.2
1994-95	Adara Newidouski	29.9
1995-96	Adara Newidouski	37.5
1996-97	Adara Newidouski	31.0
1997-98	Michelle Esparza	29.4
1998-99	Reta Sula	39.3
1999-00	^ Reta Sula	43.8
2000-01	Reta Sula	37.5
2001-02	Jinga Gosschalk	40.4
2002-03	Jinga Gosschalk	31.8
2003-04	Crystal McCutcheon	34.1
2004-05	^ Crystal McCutcheon	47.1
2005-06	Crystal McCutcheon	37.5
2006-07	Lauren Sims	33.8
2007-08	^ Lauren Sims	38.2
2008-09	Lauren Sims	36.3
2009-10	Lauren Sims	38.9
2010-11	Courtney Jacob	34.6
2011-12	Mary Ochiltree	38.2
2012-13	Mary Ochiltree	35.6
2013-14	Anna Kim	42.3
2014-15	Hallie Meneses	35.3
2015-16	Chanterria Jackson	43.5
2016-17	Anna Kim and Jessica Gertz	39.5
2017-18	^ Naomi Hunt	44.0

YEARLY INDIVIDUAL LEADERS

FIELD GOALS MADE

Year	Player	FGM
1975-76	Monica Havelka	140
1976-77	Lynne Stith	132
1977-78	Lynne Stith	209
1978-79	Bev Groot	199
1979-80	LaTaunya Pollard	295
1980-81	LaTaunya Pollard	325
1981-82	LaTaunya Pollard	292
1982-83	LaTaunya Pollard	376
1983-84	Kirsten Cummings	195
1984-85	Cindy Brown	228
1985-86	Cindy Brown	324
1986-87	Cindy Brown	362
1987-88	Penny Toler	290
1988-89	Penny Toler	293
1989-90	Dana Wilkerson	208
1990-91	Dana Wilkerson	208
1991-92	Trise Jackson	195
1992-93	Neisha Williams	134
1993-94	Melissa Gower	174
1994-95	Melissa Gower	235
1995-96	Kim Barfield	169
1996-97	Toby Metoyer	149
1997-98	Kesha Wade	129
1998-99	Rhonda Smith	167
1999-00	^ Rhonda Smith	270
2000-01	^ Jackie Moore	204
2001-02	Ekuah Ramsey	160
2002-03	Glory Johnson	208
2003-04	Petra Glaser	165
2004-05	Aisha Hollans	160
2005-06	Crystl McCutcheon	167
2006-07	Karina Figueroa	187
2007-08	Karina Figueroa	93
2008-09	Whitney Fields	150
2009-10	Karina Figueroa	170
2010-11	Brandi Henton	133
2011-12	Tipesa Moorer	170
2012-13	Devin Hudson	126
2013-14	Raven Benton	117
2014-15	Hallie Meneses	110
2015-16	Raven Benton	140
2016-17	Madison Montgomery	128
2017-18	Shanajiah Davison	147

FREE THROWS MADE

Year	Player	FTM
1975-76	Barbara Mosher	76
1976-77	Monica Havelka	76
1977-78	Lynne Stith	67
1978-79	Bev Groot	106
1979-80	Bev Groot	106
1980-81	LaTaunya Pollard	83
1981-82	LaTaunya Pollard	117
1982-83	LaTaunya Pollard	155
1983-84	Kirsten Cummings	89
1984-85	Cindy Brown	143
1985-86	Cindy Brown	157
1986-87	Cindy Brown	250
1987-88	Penny Toler	94
1988-89	Penny Toler	145
1989-90	Angelique Lee	109
1990-91	Dana Wilkerson	95
1991-92	Trise Jackson	93
1992-93	C. Butler/M. Harriston	56
1993-94	Melissa Gower	95
1994-95	Melissa Gower	167
1995-96	Kim Barfield	92
1996-97	Toby Metoyer	94
1997-98	Kesha Wade	79
1998-99	Kesha Wade	81
1999-00	Rhonda Smith	135
2000-01	^ Jackie Moore	147
2001-02	Crystal Givens	119
2002-03	Glory Johnson	89
2003-04	Candice Wilson	69
2004-05	Candice Wilson	67
2005-06	Crystal McCutcheon	80
2006-07	Karina Figueroa	117
2007-08	Karina Figueroa	52
2008-09	Whitney Fields	66
2009-10	Karina Figueroa	150
2010-11	Courtney Jacob	96
2011-12	Alex Sanchez	73
2012-13	Alex Sanchez	90
2013-14	Raven Benton	134
2014-15	Raven Benton	84
2015-16	Raven Benton	130
2016-17	Raven Benton	76
2017-18	Shanajiah Davison	63

FIELD GOAL PERCENTAGE (Min. 100 Made)

Year	Player	Pct.
1975-76	Monica Havelka	41.6
1976-77	Monica Havelka	50.0
1977-78	Lynne Stith	61.4
1978-79	Bev Groot	64.0
1979-80	Bev Groot	61.2
1980-81	LaTaunya Pollard	54.0
1981-82	LaTaunya Pollard	54.1
1982-83	Kirsten Cummings	52.2
1983-84	Cindy Brown	55.4
1984-85	Cindy Brown	58.9
1985-86	^ Cindy Brown	59.6
1986-87	Cindy Brown	57.9
1987-88	Shannon Smith	53.7
1988-89	Dana Wilkerson	52.3
1989-90	Kari Parriott	52.4
1990-91	Kari Parriott	53.4
1991-92	Kari Parriott	53.7
1992-93	Chenise Butler	47.5
1993-94	Danielle Scott	50.5
1994-95	Meilssa Gower	53.5
1995-96	Ja'net Davis	50.3
1996-97	Toby Metoyer	53.4
1997-98	Tomika Cantley	46.5
1998-99	Rhonda Smith	52.2
1999-00	^ Rhonda Smith	54.4
2000-01	^ Jackie Moore	56.2
2001-02	Glory Johnson	54.5
2002-03	Glory Johnson	48.1
2003-04	Petra Glaser	51.2
2004-05	Petra Glaser	47.4
2005-06	Crystal McCutcheon	40.1
2006-07	Kaiti O'Brien	46.5
2007-08	Kaiti O'Brien	48.9
2008-09	Whitney Fields	40.1
2009-10	Ally Wade	46.0
2010-11	Courtney Jacob	45.9
2011-12	Alex Sanchez	43.9
2012-13	Devin Hudson	49.2
2013-14	Raven Benton	39.4
2014-15	Hallie Meneses	37.5
2015-16	Jewelyn Sawyer	42.6
2016-17	Anna Kim	44.8
2017-18	Emma Merriweather	49.6

FREE THROW PERCENTAGE (Min. 50 Made)

Year	Player	Pct.
1975-76	Barbara Mosher	71.0
1976-77	Lynne Stith	72.4
1977-78	Lynne Stith	75.2
1978-79	Bev Groot	70.2
1979-80	Beth Schroeder	76.9
1980-81	Beth Schroeder	81.8
1981-82	LaTaunya Pollard	76.0
1982-83	LaTaunya Pollard	77.1
1983-84	Kirsten Cummings	76.1
1984-85	Kirsten Cummings	78.7
1985-86	Cindy Brown	69.5
1986-87	Cindy Brown	78.9
1987-88	Penny Toler	78.3
1988-89	Penny Toler	81.9
1989-90	Angelique Lee	78.6
1990-91	Kari Parriott	71.8
1991-92	Trise Jackson	79.5
1992-93	Melissa Gower	63.0
1993-94	Neisha Williams	75.0
1994-95	Akia Hardy	68.8
1995-96	Akia Hardy	68.3
1996-97	Toby Metoyer	65.3
1997-98	Michelle Esparza	69.9
1998-99	Charel Bailey	69.6
1999-00	Reta Sula	78.4
2000-01	Reta Sula	84.5
2001-02	Glory Johnson	71.9
2002-03	Glory Johnson	80.2
2003-04	Crystal McCutcheon	75.6
2004-05	^ Petra Glaser	87.9
2005-06	^ Crystal McCutcheon	83.3
2006-07	Karina Figueroa	81.3
2007-08	Karina Figueroa	78.8
2008-09	Whitney Fields	72.5
2009-10	Ally Wade	80.0
2010-11	Courtney Jacob	70.6
2011-12	Alex Sanchez	74.5
2012-13	Alex Sanchez	81.1
2013-14	Hallie Meneses	86.8
2014-15	Alex Sanchez	80.3
2015-16	Raven Benton	74.7
2016-17	Anna Kim	74.7
2017-18	Ma'Qhi Berry	66.7

YEARLY INDIVIDUAL LEADERS

OFFENSIVE REBOUNDS

Year	Player	REB
1987-88	Shannon Smith	111
1988-89	Cheryl Dowell	99
1989-90	Angelique Lee	127
1990-91	Kari Parriott	93
1991-92	Kari Parriott	118
1992-93	Chenise Butler	97
1993-94	Melissa Gower	131
1994-95	Melissa Gower	158
1995-96	Kim Barfield	107
1996-97	Kesha Wade	103
1997-98	Tomika Cantley	84
1998-99	Kesha Wade	88
1999-00	Charel Bailey	92
2000-01	^ Jackie Moore	143
2001-02	Crystal Givens	89
2002-03	Glory Johnson	93
2003-04	Jayme Connors	60
2004-05	Hollans/Glaser	72
2005-06	Jayme Connors	99
2006-07	Kaiti O'Brien	78
2007-08	Tyresha Calhoun	38
2008-09	^ Whitney Fields	91
2009-10	Ally Wade	59
2010-11	Courtney Jacob/Tipesa Moorer	48
2011-12	Alex Sanchez	56
2012-13	Devin Hudson	127
2013-14	Raven Benton	67
2014-15	Devin Hudson	73
2015-16	Raven Benton	69
2016-17	Jewelyn Sawyer	82
2017-18	Emma Merriweather	66

DEFENSIVE REBOUNDS

Year	Player	REB
1987-88	Angelique Lee	141
1988-89	Cheryl Dowell	142
1989-90	Angelique Lee	207
1990-91	Kari Parriott	145
1991-92	Kari Parriott	155
1992-93	Marsheela Harriston	159
1993-94	Danielle Scott	142
1994-95	Melissa Gower	194
1995-96	Ja'net Davis	163
1996-97	Tomika Cantley	118
1997-98	Tomika Cantley	155
1998-99	Rhonda Smith	136
1999-00	Rhonda Smith	154
2000-01	Crystal Givens	112
2001-02	Crystal Givens	164
2002-03	Glory Johnson	173
2003-04	Jayme Connors	173
2004-05	Jayme Connors	142
2005-06	Jayme Connors	174
2006-07	Courtney Jacob	119
2007-08	A. Wade/B. Timmons	83
2008-09	Whitney Fields	160
2009-10	Ally Wade	124
2010-11	Courtney Jacob	134
2011-12	Tipesa Moorer	103
2012-13	Devin Hudson	156
2013-14	Ella Clark	130
2014-15	Devin Hudson	101
2015-16	Jewelyn Sawyer	145
2016-17	Jewelyn Sawyer	134
2017-18	Cecily Wilson/Emma Merriweather	131

TOTAL REBOUNDS

Year	Player	REB
1975-76	Monica Havelka	310
1976-77	Monica Havelka	290
1977-78	Monica Havelka	290
1978-79	Bev Groot	301
1979-80	Bev Groot	216
1980-81	LaTaunya Pollard	193
1981-82	Kirsten Cummings	243
1982-83	Kirsten Cummings	298
1983-84	Janet Davis	222
1984-85	Kirsten Cummings	303
1985-86	Cindy Brown	338
1986-87	Cindy Brown	348
1987-88	Shannon Smith	245
1988-89	Cheryl Dowell	241
1989-90	Angelique Lee	334
1990-91	Kari Parriott	238
1991-92	Kari Parriott	336
1992-93	Marsheela Harriston	250
1993-94	Melissa Gower	270
1994-95	Melissa Gower	352
1995-96	Ja'net Davis	230
1996-97	Toby Metoyer	206
1997-98	Tomika Cantley	239
1998-99	Rhonda Smith	214
1999-00	Rhonda Smith	236
2000-01	Jackie Moore	244
2001-02	Crystal Givens	253
2002-03	Glory Johnson	266
2003-04	Jayme Connors	233
2004-05	Aisha Hollans	212
2005-06	Jayme Connors	273
2006-07	Kaiti O'Brien	191
2007-08	Brett Timmons	111
2008-09	Whitney Fields	251
2009-10	Ally Wade	183
2010-11	Courtney Jacob	182
2011-12	Alex Sanchez	156
2012-13	Devin Hudson	283
2013-14	Jade Wilson	177
2014-15	Devin Hudson	174
2015-16	Jewelyn Sawyer	186
2016-17	Jewelyn Sawyer	216
2017-18	Emma Merriweather	197

REBOUNDBING AVERAGE

Year	Player	AVG
1975-76	Monica Havelka	12.4
1976-77	Monica Havelka	12.0
1977-78	Monica Havelka	10.7
1978-79	Bev Groot	9.4
1979-80	Sabrina Scudiero	6.7
1980-81	LaTaunya Pollard	5.7
1981-82	Kirsten Cummings	8.4
1982-83	Kirsten Cummings	11.5
1983-84	Janet Davis	8.2
1984-85	Cindy Brown	10.0
1985-86	Cindy Brown	10.2
1986-87	Cindy Brown	9.9
1987-88	Shannon Smith	7.2
1988-89	Angelique Lee	7.2
1989-90	Angelique Lee	10.1
1990-91	Kari Parriott	7.4
1991-92	Kari Parriott	10.8
1992-93	Marsheela Harriston	9.6
1993-94	^ Danielle Scott	10.0
1994-95	^ Melissa Gower	13.0
1995-96	Ja'net Davis	8.2
1996-97	Toby Metoyer	7.4
1997-98	Tomika Cantley	9.2
1998-99	Rhonda Smith	7.4
1999-00	Rhonda Smith	7.4
2000-01	Jackie Moore	8.1
2001-02	Crystal Givens	8.7
2002-03	Glory Johnson	9.2
2003-04	Jayme Connors	7.8
2004-05	Aisha Hollins	8.8
2005-06	^ Jayme Connors	9.8
2006-07	Kaiti O'Brien	6.2
2007-08	Courtney Jacob	5.4
2008-09	^ Whitney Fields	8.7
2009-10	Ally Wade	6.1
2010-11	Courtney Jacob	6.7
2011-12	Devin Hudson	5.9
2012-13	Devin Hudson	8.8
2013-14	Jade Wilson	5.5
2014-15	Devin Hudson	6.4
2015-16	Jewelyn Sawyer	6.0
2016-17	Jewelyn Sawyer	6.4
2017-18	Emma Merriweather	6.4

YEARLY INDIVIDUAL LEADERS

ASSISTS

Year	Player	Assists
1975-76	Cathy Fisher	64
1976-77	Cathy Sutton	125
1977-78	Julie Tialavea	85
1978-79	Beth Schroeder	91
1979-80	Kim Maddox	138
1980-81	Kim Maddox	173
1981-82	Beth Schroeder	130
1982-83	LaTaunya Pollard	156
1983-84	Roslind Boger	143
1984-85	Roslind Boger	206
1985-86	Margaret Mohr	182
1986-87	^ Penny Toler	237
1987-88	^ Penny Toler	160
1988-89	Traci Waites	161
1989-90	Trise Jackson	146
1990-91	Dana Wilkerson	191
1991-92	^ Trise Jackson	144
1992-93	Marsheela Harriston	111
1993-94	Melissa Gower	131
1994-95	Akia Hardy	172
1995-96	^ Akia Hardy	171
1996-97	Aimee Periolat	139
1997-98	Reta Sula	87
1998-99	Reta Sula	170
1999-00	Reta Sula	140
2000-01	Tamara Inoue	142
2001-02	^ Tamara Inoue	170
2002-03	Candice Wilson	127
2003-04	Candice Wilson	116
2004-05	Candice Wilson	117
2005-06	Jeannie Saunders	76
2006-07	Tyresha Calhoun	115
2007-08	Tyresha Calhoun	86
2008-09	Adelle Walton	83
2009-10	^ Karina Figueroa	166
2010-11	Courtney Jacob	97
2011-12	Hallie Meneses	105
2012-13	Alex Sanchez	132
2013-14	Hallie Meneses	137
2014-15	Hallie Meneses	136
2015-16	Raven Benton	82
2016-17	Anna Kim	119
2017-18	Ma'Qhi Berry	107

STEALS

Year	Player	Steals
1976-77	Cathy Sutton	62
1978-79	Beth Schroeder	72
1979-80	Beth Schroeder	81
1980-81	Beth Schroeder	68
1981-82	Beth Schroeder	72
1982-83	Faye Paiger	73
1983-84	Roslind Boge	65
1984-85	Cindy Brown	82
1985-86	^ Cindy Brown	121
1986-87	^^ Cindy Brown	144
1987-88	Penny Toler	73
1988-89	Traci Waites	112
1989-90	Dana Wilkerson	69
1990-91	Dana Wilkerson	83
1991-92	Trise Jackson	96
1992-93	Marsheela Harriston	46
1993-94	Danielle Scott	54
1994-95	Sarah Davis	73
1995-96	Akia Hardy	44
1996-97	Kesha Wade	84
1997-98	^ Kesha Wade	85
1998-99	Kesha Wade	56
1999-00	Kesha Wade	54
2000-01	^ Ekuah Ramsey	75
2001-02	Ekuah Ramsey	67
2002-03	Candice Wilson	66
2003-04	Candice Wilson	54
2004-05	Crystal McCutcheon	65
2005-06	Crystal McCutcheon	62
2006-07	K. Figueroa/T. Calhoun	51
2007-08	Tyresha Calhoun	35
2008-09	Whitney Fields	49
2009-10	Karina Figueroa	53
2010-11	Courtney Jacob	46
2011-12	Chantel Dooley	52
2012-13	Chantel Dooley	51
2013-14	Jade Wilson	47
2014-15	Chantel Dooley	53
2015-16	Anna Kim	51
2016-17	Anna Kim	45
2017-18	Cecily Wilson	69

BLOCKS

Year	Player	Blocks
1976-77	Monica Havelka	31
1978-79	Bev Groot	61
1979-80	LaTaunya Pollard	52
1980-81	LaTaunya Pollard	42
1981-82	Kirsten Cummings	38
1982-83	LaTaunya Pollard	46
1983-84	Janet Davis	53
1984-85	Cindy Brown	84
1985-86	Cindy Brown	99
1986-87	Cindy Brown	92
1987-88	Shannon Smith	44
1988-89	Penny Moore	36
1989-90	Angelique Lee	39
1990-91	Penny Moore	21
1991-92	Danielle Scott	35
1992-93	Marsheela Harriston	31
1993-94	Danielle Scott	24
1994-95	Ja'net Davis	43
1995-96	^ Ja'net Davis	96
1996-97	Tomika Cantley	15
1997-98	Tomika Cantley	25
1998-99	^ Rhonda Smith	118
1999-00	• Rhonda Smith	111
2000-01	Crystal Givens	35
2001-02	Ekuah Ramsey	67
2002-03	Glory Johnson	54
2003-04	Connors/Baker/Glaser	11
2004-05	Petra Glasser	15
2005-06	Meghan Griffith	41
2006-07	Courtney Jacob	26
2007-08	Courtney Jacob	17
2008-09	Courtney Jacob	30
2009-10	Lindsey Beckner	27
2010-11	Ella Clark	55
2011-12	Tipesa Moorser	15
2012-13	Ella Clark	45
2013-14	Ella Clark	41
2014-15	Madison Montgomery	28
2015-16	Madison Montgomery	37
2016-17	Madison Montgomery	38
2017-18	Emma Merriweather	54

•• Led Nation, Conference record

• Led Nation

^ Led Conference

^^ Led Conference, Conference record

YEAR-BY-YEAR STATISTICS

LONG BEACH STATE

YEAR	G	FGM-A	FG%	3FGM-A	3FG%	FTM-A	FT%	OR-DR	TR-RPG	PF	AST	TO	BL	ST	PTS-AVG
1975-76	25	703-1870	.375	N/A	N/A	345-547	.630	N/A	1110-44.4	N/A	316	N/A	N/A	N/A	1781-71.2
1976-77	34	712-1688	.421	N/A	N/A	394-605	.651	N/A	1116-46.5	462	399	606	91	288	1858-77.4
1977-78	27	888-1996	.444	N/A	N/A	409-634	.645	N/A	1225-45.4	549	406	N/A	N/A	N/A	2186-81.0
1978-79	32	1047-2176	.481	N/A	N/A	475-702	.677	N/A	1249-39.0	599	398	N/A	150	346	2569-80.3
1979-80	34	1129-2362	.478	N/A	N/A	503-711	.708	N/A	1481-43.6	727	553	734	137	413	2761-81.2
1980-81	34	1146-2338	.490	N/A	N/A	471-684	.689	N/A	1522-44.8	644	610	N/A	140	336	2763-81.3
1981-82	30	959-2024	.474	N/A	N/A	416-623	.668	N/A	1360-45.3	612	506	588	143	298	2334-77.8
1982-83	31	1071-2220	.482	N/A	N/A	443-670	.661	N/A	1483-47.8	502	566	558	146	300	2585-83.4
1983-84	31	985-2053	.480	N/A	N/A	456-667	.684	N/A	1356-43.7	572	534	556	164	289	2426-78.3
1984-85	31	1132-2190	.517	N/A	N/A	461-692	.667	N/A	1433-46.2	618	677	596	222	383	2725-87.9
1985-86	34	1293-2571	.503 •	N/A	N/A	505-775	.652	N/A	1430-42.1	693	780 ••	573	157	469	3091-90.9 ••
1986-87	36	1412-2714	.520 •	N/A	N/A	624-840	.743 •	N/A	1598-44.4 •	654	721	600	208	459	3448-95.8 ••
1987-88	34	1231-2517	.489 •	18-60	.300	480-737	.651	568-867	1516-44.6	700	624	620	140	469	2960-87.1 •
1988-89	35	1256-2688	.467	39-124	.315	576-809	.712	588-807	1505-43.0	799	612	638	154	518	3127-89.3 ••
1989-90	34	1108-2492	.445	83-242	.343	570-827	.689	592-863	1544-45.4 •	733	617	625	149	399	2869-84.4 •
1990-91	32	1049-2315	.453	42-170	.247	480-727	.660	515-807	1469-45.9	654	613	580	130	411	2620-81.9
1991-92	31	883-2071	.426	93-290	.321	466-680	.685	378-800	1383-44.6	586	507	621	123	345	2325-75.0
1992-93	26	702-1779	.395	86-291	.296	308-523	.589	441-640	1208-46.5 •	595	404	630	95	237	1798-69.2
1993-94	28	744-1808	.412	87-302	.288	396-618	.641	452-635	1195-42.7	570	436	609	77	250	1971-70.4
1994-95	27	696-1751	.397	68-269	.253	433-690	.628	434-643	1214-45.0 •	577	577	630	87	279	1893-70.1
1995-96	28	794-1840	.432	86-286	.301	382-614	.622	373-653	1148-41.0	558	492	557	122	267	2056-73.4
1996-97	28	679-1742	.390	77-275	.280	428-699	.612	440-676	1254-44.8 •	618	367	736	44	333	1863-66.5
1997-98	26	623-1606	.388	65-268	.243	364-581	.627	371-571	1054-40.5	550	307	622	64	300	1675-64.4
1998-99	29	759-1836	.413	106-322	.329	428-705	.607	481-708	1343-46.3	608	488	697	151	286	2052-70.8
1999-00	33	859-1954	.440	101-276	.366 •	503-816	.616	532-862	1394-42.2	722	584	777	170 •	334	2322-70.4
2000-01	30	835-1836	.455 •	95-280	.339	508-781	.650	521-689	1210-40.3	614	502	634	99	295	2273-75.8 •
2001-02	29	815-1830	.445	100-331	.302	397-609	.652	452-733	1185-40.9	601	506	711	109	356	2127-73.3
2002-03	29	708-1810	.391	120-464	.259	364-521	.699	449-742	1191-41.1	603	379	620	121	289	1900-65.5
2003-04	30	701-1661	.422	96-328	.293	334-491	.680	355-735	1090-36.3	569	422	607	51	260	1832-61.1
2004-05	28	746-1712	.436	93-269	.346 •	348-503	.692	401-762	1163-41.5	481	454	527	56	287	1933-69.0
2005-06	28	689-1720	.401	136-399	.341 •	376-586	.642	437-778	1215-43.4 •	501	385	502	106	257	1890-67.5
2006-07	32	664-1855	.358	108-404	.267	350-511	.685	416-826	1242-38.8	593	388	621	97	231	1786-55.8
2007-08	29	646-1613	.400	133-395	.337	295-449	.657	295-449	1066-36.8	517	354	582	45	206	1720-59.3
2008-09	29	676-1759	.384	127-433	.293	293-430	.681	436-729	1165-40.2	526	367	534	94	201	1772-61.1
2009-10	30	704-1740	.405	217-614 •	.353	390-530	.736	390-530	1092-36.4	506	398	530	51	213	2015-67.2
2010-11	31	681-1830	.372	171-606	.282	382-561	.681	411-781	1192-38.5	592	391	660	131	249	1915-61.8
2011-12	32	697-1848	.377	171-612	.279	345-524	.658	404-762	1166-36.4	546	412	659	83	316	1910-59.7
2012-13	32	676-1746	.387	172-573	.300	396-592	.669	414-811	1225-38.3	524	400	624	129	276	1920-60.0
2013-14	32	770-1995	.394	211-692	.305	477-696	.685	417-823	1240-38.8	653	434	588	120	302 •	2228-69.6
2014-15	32	771-1901	.406	189-611	.309	426-650	.655	395-767	1162-36.3	529	455	514	84	324 •	2157-67.4
2015-16	33	729-1861	.392	215-670	.321	405-613	.661	354-738	1092-33.1	601	386	533	69	333 •	2078-63.0
2016-17	34	803-2074	.387	271-819*	.331	371-584	.635	471-708	1179-34.7	682	431	469	67	327*	2248-66.1
2017-18	31	729-1878	.388	203-668	.304	302-502	.602	331-744	1075-34.7	600	386	526	100	320	1963-63.3

Bold italics indicates NCAA Record

• Led Conference; •• Led Nation

LONG BEACH STATE OPPONENTS

YEAR	G	FGM-A	FG%	3FGM-A	3FG%	FTM-A	FT%	OR-DR	TR-RPG	PF	AST	TO	BL	ST	PTS-AVG
1975-76	25	609-1764	.345	N/A	N/A	285-499	.571	N/A	877-35.2	N/A	211	N/A	N/A	N/A	1503-60.1
1976-77	24	709-1777	.399	N/A	N/A	302-472	.639	N/A	1204-50.2	566	303	N/A	N/A	N/A	1719-71.6
1977-78	27	696-1772	.392	N/A	N/A	371-555	.668	N/A	1183-43.8	531	302	N/A	N/A	N/A	1767-65.4
1978-79	32	912-2248	.406	N/A	N/A	418-634	.659	N/A	1271-39.7	617	348	N/A	95	101	2242-70.1
1979-80	34	958-2229	.430	N/A	N/A	510-765	.667	N/A	1333-39.2	649	514	779	91	304	2426-71.4
1980-81	34	903-2210	.409	N/A	N/A	432-650	.665	N/A	1256-36.9	619	521	N/A	75	257	2238-65.8
1981-82	30	801-1975	.406	N/A	N/A	416-651	.639	N/A	1145-38.2	594	402	618	84	244	2018-67.3
1982-83	31	905-2240	.404	N/A	N/A	296-458	.646	N/A	1246-40.2	586	514	594	98	226	2106-67.9
1983-84	31	794-2003	.396	N/A	N/A	389-598	.651	N/A	1191-38.4	615	466	606	85	244	1977-63.8
1984-85	31	823-2098	.392	N/A	N/A	417-612	.681	N/A	1219-39.3	642	443	706	61	259	2063-66.5
1985-86	34	945-2091	.452	N/A	N/A	481-690	.697	N/A	1286-37.8	709	542	905	102	230	2371-69.7
1986-87	36	920-2385	.386	N/A	N/A	477-695	.686	N/A	1423-39.5	731	499	891	102	224	2317-64.4
1987-88	34	840-2124	.396	54-192	.281	467-703	.664	490-808	1420-41.8	598	473	877	113	242	2201-64.7
1988-89	35	897-2094	.428	72-182	.396	626-915	.684	476-902	1491-42.6	685	574	970	118	245	2492-71.2
1989-90	34	906-2167	.418	83-283	.293	521-774	.673	457-850	1424-41.9	675	612	789	93	262	2416-71.1
1990-91	32	783-1953	.401	99-303	.327	479-736	.651	383-747	1285-40.2	610	527	792	89	261	2144-67.0
1991-92	31	803-1955	.411	130-396	.328	423-627	.675	344-720	1215-39.2	580	532	653	69	206	2159-69.7
1992-93	26	713-1692	.421	88-234	.376	478-708	.675	442-687	1129-43.4	459	432	488	71	274	1992-76.6
1993-94	28	766-1730	.443	123-333	.369	430-645	.667	398-690	1088-38.9	562	489	552	69	275	2085-74.5
1994-95	27	708-1716	.413	76-255	.298	436-657	.664	443-728	1171-43.4	836	428	623	75	296	1928-71.4
1995-96	28	766-1815	.422	112-305	.367	421-665	.633	474-759	1233-44.0	614	449	630	51	247	2065-73.8
1996-97	28	718-1731	.415	113-394	.287	473-740	.639	442-719	1161-41.5	585	470	681	89	350	2022-72.2
1997-98	26	668-1615	.414	110-335	.328	434-646	.672	416-665	1081-41.6	472	413	584	78	281	1880-72.3
1998-99	29	637-1767	.360	112-397	.282	474-723	.656	467-688	1155-39.8	615	381	674	87	329	1860-64.1
1999-00	33	739-2012	.367	182-569	.320	549-799	.687	550-758	1308-39.6	656	430	731	82	377	2209-66.9
2000-01	30	785-1814	.433	129-400	.322	472-677	.697	452-648	1100-36.7	637	456	634	67	284	2171-72.4
2001-02	29	725-1711	.424	104-330	.315	444-693	.641	415-700	1115-38.4	541	405	745	106	337	1998-68.9
2002-03	29	672-1741	.386	126-403	.313	457-685	.667	463-744	1207-41.6	497	376	615	96	311	1927-66.4
2003-04	30	691-1654	.418	114-348	.328	392-579	.677	332-686	1018-33.9	519	384	557	86	288	1888-62.9
2004-05	28	623-1638	.380	145-495	.293	291-428	.680	326-648	974-34.8	459	372	549	81	236	1682-60.1
2005-06	28	600-1661	.361	154-493	.312	345-506	.682	371-715	1086-38.8	522	330	525	91	206	1699-

YEAR-BY-YEAR RESULTS

1962-63 (4-0)
Coach: Frances Schaafsma
 Opponents and scores N/A

1963-64 (7-0)
Coach: Frances Schaafsma
 Chapman W 62-4
 at San Diego State W 53-22
 at CS Northridge W 48-26
 at UCLA W 59-21
 CS Northridge W 61-22
 Whittier W 49-20
 at CS Los Angeles W 48-32

1964-65 (7-0)
Coach: Frances Schaafsma
 CS Los Angeles W 39-29
 CS Northridge W 46-26
 at San Diego State W 49-13
 at Cal Western W 44-15
 at CS Northridge W 41-16
 Cal Poly W 66-25
 at CS Los Angeles W 43-34

1965-66 (8-2/6-2 ECCSCC)
Coach: Frances Schaafsma
 CS Fullerton L 39-44
 CS Northridge W 33-32
 at CS Los Angeles W 48-26
 CS Los Angeles W 61-9
 at San Diego State W 53-20
 at San Diego State W 46-12
 at CS Fullerton L 29-38
 # UC Santa Barbara W 65-13
 # CS Northridge W 52-40
 # CS Fullerton W 43-38

ECCSCC Tournament

1966-67 (8-4/6-2 ECCSCC)
Coach: Frances Schaafsma
 Cal Poly W 50-27
 UCLA W 52-30
 CS Northridge L 28-32
 CS Los Angeles W 38-29
 at Fresno State L 31-34
 at CS Los Angeles W 34-26
 Fresno State W 37-20
 CS Fullerton W 31-30
 at CS Northridge L 35-41
 # Cal Poly W 44-36
 # San Diego State W 33-26
 # CS Fullerton L 31-47

ECCSCC Tournament

1967-68 (13-2/10-1 ECCSCC)
Coach: Frances Schaafsma
 at UC Santa Barbara W 62-35
 UCLA L 29-38
 at San Diego State W 45-27
 USC W 42-24
 CS Fullerton W 45-39
 CS Northridge W 58-23
 CS Los Angeles W 45-34
 at USC W 43-29
 UC Santa Barbara W 78-39
 at CS Los Angeles W 48-32
 at UCLA W 55-32
 # UCLA W 39-29
 # CS Los Angeles W 49-39
 # CS Los Angeles W 44-22
 # CS Fullerton L 27-42

ECCSCC Tournament

1968-69 (10-3/8-2 ECCSCC)
Coach: Frances Schaafsma
 F.8 Cal Poly W 42-38
 F.22 at UC Santa Barbara W 54-37
 F.26 at UCLA W 45-40
 M.3 Occidental W 70-43
 M.8 UC Santa Barbara W 66-42
 M.11 at CS Los Angeles W 50-30
 M.14 USC L 51-56
 M.15 San Diego State W 60-28
 M.18 at CS Fullerton L 34-35
 M.21 at USC W 39-37
 A.8 # Fresno State W 57-27
 A.9 # UCLA W 40-37
 A.11 # CS Fullerton L 33-42

ECCSCC Tournament

1969-70 (13-2/10-0 ECCSCC)
Coach: Frances Schaafsma
 F.6 Occidental W 51-45
 F.9 UCLA W 55-30
 F.14 at UC Santa Barbara W 80-33
 F.20 at Cal Poly W 58-28
 F.24 at CS Los Angeles W 63-20
 F.27 USC W 55-28
 M.6 UC Santa Barbara W 77-36
 M.7 Cal Poly W 48-25
 M.13 CS Los Angeles W 76-19
 M.17 at CS Fullerton L 37-53
 A.1 CS Fullerton W 57-53
 A.3 San Diego State W 57-38
 A.9 # Cal Poly Pomona W 60-28
 A.10 # Occidental W 65-51
 A.11 # at CS Fullerton L 45-63

ECCSCC Tournament (Fullerton, Calif.)

1970-71 (10-5/4-1 ECCSCC)
Coach: Frances Schaafsma
 F.19 at Cal Poly L 30-34
 F.20 at UC Santa Barbara W 67-42
 F.23 at CS Los Angeles L 32-33
 F.26 Cal Poly W 38-30
 F.27 UC Santa Barbara W 58-25
 M.2 BYU W 52-37
 M.4 ^ CS East Bay W 71-35
 M.6 at UC Davis W 38-37
 M.7 ^ Chico State W 60-38
 M.12 at San Diego State L 38-42
 M.16 at CS Fullerton L 38-49
 M.31 CS Los Angeles W 47-28
 A.15 # Cal Poly Pomona W 52-34
 A.16 # UCLA W 48-40
 A.17 # at CS Fullerton L 39-54

^ at Davis, Calif.

ECCSCC Tournament (Fullerton, Calif.)

1971-72 (13-6/6-0 SCWIAAC)
Coach: Frances Schaafsma
 F.11 at UCLA L 50-62
 F.17 at Cal Poly Pomona W 41-20
 F.25 at Cal Poly W 55-37
 F.26 at UC Santa Barbara W 79-32
 M.3 at UC Davis W 54-30
 M.4 CS Fullerton L 43-57
 M.7 at CS Los Angeles W 41-33
 M.10 Cal Poly W 45-32
 M.11 UC Santa Barbara W 55-37
 M.16 \$ Tennessee-Martin L 43-53
 M.18 \$ Illinois State W 59-41
 M.18 \$ So. Connecticut W 48-42
 M.19 \$ Queens College L 51-55
 M.22 at CS Fullerton L 28-49
 A.4 CS Los Angeles W 49-44
 A.8 Fresno State W 55-39
 A.13 # San Diego State W 55-48
 A.14 # UCLA W 72-40
 A.15 # at CS Fullerton L 42-54

\$ AIAW National Tournament (Normal, Ill.)

SCWIAAC Tournament (Fullerton, Calif.)

1972-73 (13-5/6-0 SCWIAAC)
Coach: Frances Schaafsma
 F.9 Cal Poly Pomona W 46-44
 F.16 Cal Poly W 65-34
 F.20 CS Los Angeles W 40-34
 F.24 at Cal Poly W 57-32
 F.25 at UC Santa Barbara W 66-35
 M.2 UCLA L 37-52
 M.3 UC Santa Barbara W 74-43
 M.6 at CS Los Angeles W 50-25
 M.9 ! CS East Bay W 30-28
 M.10 ! UCLA W 37-36
 M.11 ! UC Riverside L 37-39
 M.15 at CS Northridge W 45-42
 M.22 \$ Mercer L 46-55
 M.23 \$ Kansas State L 43-49
 M.30 San Diego State W 48-37
 A.5 CS Northridge W 64-28
 A.6 UC Riverside W 38-30
 A.7 CS Fullerton L 38-55

! AIAW Regionals (Fresno, Calif.)

\$ AIAW National Tournament (Flushing, N.Y.)

1973-74 (13-5/8-0 SCWIAAC)
Coach: Frances Schaafsma
 J.16 at UC Santa Barbara W 66-43
 J.22 at CS Fullerton L 46-56
 J.25 at UCLA L 37-62
 F.1 CS Los Angeles W 38-30
 F.2 UC Santa Barbara W 57-32
 F.5 Cal Poly Pomona W 50-35
 F.7 at USC W 70-30
 F.9 at San Diego State W 56-53
 F.11 at Cal Poly Pomona W 64-43
 F.15 San Diego State W 45-31
 F.22 USC W 62-31
 F.23 at CS Los Angeles W 54-36
 F.28 ^ Fresno State W 56-45
 M.1 UCLA L 39-40
 M.8 at Fresno State L 39-54
 M.31 # Cal Poly Pomona W 58-45
 A.1 # UCLA L 44-62
 A.2 # CS Fullerton L 48-59

^ at Pomona, Calif.

SCWIAAC Tournament

1974-75 (16-5/9-1 SCWIAAC)
Coach: Frances Schaafsma
 J.9 ^ Humboldt State W 86-16
 J.10 ^ at Chico State W 66-48
 J.11 ^ Fresno State L 57-59
 J.15 at USC W 79-36
 J.18 San Diego State W 71-47
 J.22 UCLA W 50-45
 J.24 UC Santa Barbara W 66-50
 J.28 at CS Los Angeles W 57-38
 J.30 at Cal Poly Pomona L 56-61
 F.3 CS Fullerton L 51-60
 F.6 at USC W 70-39
 F.8 at San Diego State W 65-55
 F.10 CS Los Angeles W 74-36
 F.14 at UC Santa Barbara W 68-36
 F.19 Cal Poly Pomona W 66-60
 F.21 at UNLV W 81-70
 F.26 * CS Northridge W 61-52
 F.28 * CS Fullerton L 57-78
 M.1 * Cal Poly Pomona W 56-53
 M.7 # Sacramento State W 57-54
 M.8 # CS Fullerton L 60-68

^ Chico State Tournament (Chico, Calif.)

* at Riverside, Calif.

SCWIAAC Tournament

1975-76 (18-7/9-4 WCAA)
Coach: Frances Schaafsma
 D.19 % Fresno State W 86-44
 D.20 % USC W 70-65
 D.20 % Cal Poly Pomona W 55-53
 J.1 ^ UC Davis W 71-43
 J.2 ^ Sacramento State W 68-63
 J.3 ^ UNLV W 83-75
 J.17 * at USC W 77-47
 J.21 * at UCLA L 62-75
 J.23 * at San Diego State W 63-45
 J.30 * at UC Santa Barbara W 73-62
 J.31 * at Cal Poly W 81-41
 F.6 * Fresno State W 62-60
 F.7 * CS Fullerton L 60-64
 F.14 * at Fresno State W 54-48
 F.18 * UCLA L 62-67
 F.20 * at Cal Poly Pomona L 61-64
 F.27 * UC Santa Barbara W 62-48
 F.28 * at Cal Poly W 85-33
 M.4 * CS Northridge W 75-60
 M.11 ! Sacramento State W 61-58
 M.12 ! UCLA W 78-77
 M.13 ! CS Fullerton L 59-78
 M.25 \$ Immaculata L 65-84
 M.25 \$ Portland State W 74-54
 M.26 \$ Mississippi St. College L 81-95

* WCAA Game

% CP Pomona Tournament (Pomona, Calif.)

^ Chico State Tournament (Chico, Calif.)

! WIAIW Tournament (San Jose, Calif.)

\$ AIAW National Tournament (State College, Pa.)

1976-77 (14-10/5-3 WCAA)
Coach: Frances Schaafsma
 D.3 % Delta State L 58-84
 D.4 % Immaculata L 73-75
 D.17 * San Francisco State W 76-66
 D.18 * CS Northridge W 83-66
 D.19 * Cal Poly Pomona L 67-81
 J.6 ^ UC Davis W 92-39
 J.7 ^ CS Northridge L 73-74
 J.8 ^ San Diego State W 81-60
 J.11 CS Northridge W 97-74
 J.19 * USC W 91-71
 J.22 * at UCLA L 59-93
 J.29 * San Diego State W 76-60
 F.2 * CS Fullerton W 79-74
 F.4 at Cal Poly Pomona W 72-67
 F.9 * UCLA L 73-86
 F.12 * at USC W 94-87
 F.16 Cal Poly Pomona L 62-63
 F.18 * at San Diego State W 95-74
 F.22 at CS Northridge W 77-75
 M.3 * at CS Fullerton L 60-83
 M.5 UC Santa Barbara W 69-53
 M.10 ! CS Northridge L 68-78
 M.11 ! at UCLA L 77-91
 M.12 ! San Francisco State W 62-53

* WCAA Game

% Tournament of Champions (Las Vegas, Nev.)

* Cal Poly Pomona Tournament (Pomona, Calif.)

! Chico State Tournament (Chico, Calif.)

^ WIAIW Tournament

1977-78 (18-9/4-4 WCAA)
Coach: Frances Schaafsma
 N.21 New Mexico State W 91-43
 N.24 % Missouri L 81-87
 N.25 % Nebraska W 98-68
 N.26 % Texas Tech W 69-66
 D.9 Arizona W 112-54
 D.10 Arizona State W 118-59
 D.20 Utah W 63-60
 J.5 Biola W 92-62
 J.18 * UCLA L 94-107
 J.20 * at USC L 54-56
 J.21 Kansas State W 99-88
 J.26 * San Diego State W 81-68
 J.28 Cal Poly Pomona L 57-64
 F.1 * at CS Fullerton W 75-62
 F.8 * at UCLA L 66-94
 F.10 * USC W 77-59
 F.16 * at San Diego State W 79-52
 F.20 UC Santa Barbara W 96-46
 F.25 at San Jose State W 70-57
 F.28 at CS Northridge W 89-61
 M.2 * CS Fullerton L 76-78
 M.9 ! CS Fullerton W 67-63
 M.10 ! UCLA L (ot) 78-79
 M.11 ! Cal Poly Pomona W 97-63
 M.17 \$ Drake W 81-71
 M.18 \$ Old Dominion L 58-77
 M.23 \$ Kentucky L 69-76

* WCAA Game

% Queens Classic (Plainview, Texas)

! WIAIW Tournament (Palo Alto, Calif.)

\$ NWIT (Amarillo, Texas)

1978-79 (24-8/6-2 WCAA)
Coach: Frances Schaafsma
 N.23 % Valdosta State W 74-58
 N.24 % Houston W 96-82
 N.25 % USC W 84-73
 N.27 at Phillips W 86-73
 N.29 at Kansas State W 70-62
 D.7 San Jose State W 90-69
 D.8 at UC Santa Barbara W 92-53
 D.13 CS Northridge W 72-48
 D.15 * Washington W 79-72
 D.16 * San Diego State W 92-65
 D.21 Weber State W 106-75
 J.11 LSU W 80-78
 J.12 Arizona State W 100-64
 J.16 * USC W 81-74
 J.19 * at UCLA L 77-84
 J.25 at Biola W 82-69
 J.27 * at San Diego State W 82-66
 F.1 * CS Fullerton W 78-69
 F.3 at Pepperdine W 78-63
 F.7 * UCLA L 74-76
 F.12 Stanford L 66-67
 F.15 * San Diego State W 82-51

YEAR-BY-YEAR RESULTS

F.17	• at USC	W	78-62
F.22	Pepperdine	W	69-64
F.24	at Cal Poly Pomona	L (ot)	68-69
F.28	• at CS Fullerton	W	85-67
M.2	California	W	75-56
M.8	! Cal Poly Pomona	W	75-74
M.9	! UNLV	W	81-78
M.10	! UCLA	L	80-96
M.16	\$ Fordham	L	52-62
M.17	\$ Rutgers	L	84-96
• WCAA Game			
% Plainview Classic (Plainview, Texas)			
* California Invitational (Berkeley, Calif.)			
! WIAAW Tournament			
\$ AIAW East Regional (The Bronx, N.Y.)			

1979-80 (28-6/12-0 WCAA)

Coach: Joan Bonvicini			
N.17	Drake	W	97-67
N.20	CS Los Angeles	W	85-58
N.29	% Montana State	W	101-66
N.30	% Nebraska	W	67-54
D.1	% Pepperdine	W	93-55
D.4	Biola	W	87-60
D.16	Stanford	W	85-76
D.18	* Tennessee	W	71-68
D.19	* Louisiana Tech	L	82-86
D.21	California	W	93-91
J.7	Old Dominion	L	56-84
J.8	Missouri	W	96-67
J.10	• Arizona State	W	73-52
J.11	• Arizona	W	110-51
J.17	Cal Poly Pomona	W	87-82
J.19	• at San Diego State	W	73-63
J.23	• at UCLA	W	82-79
J.25	• USC	W	75-73
J.30	• at CS Fullerton	W	84-70
F.1	at San Francisco	L	54-63
F.2	at San Jose State	W	79-69
F.8	• at Arizona State	W	64-53
F.9	• at Arizona	W	92-58
F.12	• San Diego State	W (ot)	63-61
F.15	at Texas	L	69-94
F.16	at Stephen F. Austin	L	64-92
F.20	• UCLA	W	94-91
F.23	• at USC	W	84-78
F.27	• CS Fullerton	W	87-81
M.6	! California	W	79-56
M.7	! UCLA	W	89-88
M.8	! USC	W	90-72
M.15	\$ NC State	W	86-72
M.18	\$ at Louisiana Tech	L	70-96
• WCAA Game			
% Cal Invitational (Berkeley, Calif.)			
* Tournament of Champions (Las Vegas, Nev.)			
! WIAAW Tournament (San Jose, Calif.)			
\$ AIAW Second Round (Long Beach, Calif.)			
\$\$ AIAW Quarterfinals (Ruston, La.)			

1980-81 (27-7/10-2 WCAA)

Coach: Joan Bonvicini			
N.29	Fresno State	W	85-40
D.4	Oregon	W	91-80
D.6	at Cal Poly Pomona	W	95-59
D.9	CS Los Angeles	W	118-62
D.12	California	W	99-79
D.19	% Rutgers	L	64-71
D.20	% Kansas	W	73-72
J.2	Kansas	W	90-77
J.3	San Jose State	W	79-56
J.7	Colorado	W	57-55
J.9	• Arizona State	W	89-37
J.10	• Arizona	W	93-39
J.14	at Old Dominion	L	71-87
J.15	at Virginia	W	73-71
J.17	at Maryland	W	85-76
J.22	• UCLA	L	76-85
J.24	• at USC	L	70-79
J.28	Louisiana Tech	L	73-78
J.30	• at CS Fullerton	W	96-68
J.31	Pepperdine	W	92-73
F.6	• at Arizona State	W	84-38
F.7	• at Arizona	W	68-43
F.11	• at San Diego State	W	76-65
F.13	UNLV	W	83-45
F.18	• at UCLA	W	85-65
F.20	• USC	W	79-74
F.24	• San Diego State	W	68-58
F.26	• CS Fullerton	W	96-72

M.7	at UNLV	W	97-85
M.12	! at Pepperdine	W	80-57
M.13	! San Diego State	W	71-56
M.14	! USC	L	70-87
M.21	\$ Rutgers	W	77-73
M.24	\$\$ at Old Dominion	L	60-76
• WCAA Game			
% Manufacturers Hanover Classic (New York, N.Y.)			
! WIAAW Tournament (Malibu, Calif.)			
\$ AIAW Second Round (Long Beach, Calif.)			
\$ AIAW Quarterfinals (Norfolk, Va.)			

1981-82 (24-6/11-1 WCAA)

Coach: Joan Bonvicini			
N.28	Washington State	W	86-45
D.3	Texas	W	74-61
D.5	Stanford	W	60-57
D.7	Utah	W	84-61
D.12	at California	W	70-63
D.13	at San Jose State	W	75-54
D.19	Minnesota	W	81-59
J.2	Nebraska	W	110-71
J.5	Old Dominion	W	73-67
J.8	• at Arizona	W	77-53
J.9	• at Arizona State	W (2ot)	90-89
J.13	at Illinois	L (3ot)	91-97
J.14	at Illinois State	L	71-75
J.16	at Northwestern	L	58-75
J.19	at Louisiana Tech	L	46-74
J.23	• San Diego State	W	65-53
J.28	• at UCLA	W	74-73
J.30	Stephen F. Austin	W	80-71
F.4	• Arizona	W	84-48
F.6	• Arizona State	W	81-66
F.9	Cal Poly Pomona	W	81-68
F.11	• CS Fullerton	W	87-71
F.17	• at San Diego State	W	79-70
F.20	• at USC	L	65-67
F.24	• UCLA	W	63-61
F.27	at Pepperdine	W	83-70
M.1	• USC	W (3ot)	89-84
M.6	• at CS Fullerton	W	84-67
M.12	& Howard	W	95-57
M.19	& Drake	L	78-91
• WCAA Game			
& NCAA Tournament			

1982-83 (24-7/12-2 WCAA)

Coach: Joan Bonvicini			
D.3	Pepperdine	W	92-52
D.7	California	W	76-65
D.10	! U.S. International	W	112-50
D.11	! San Jose State	W	89-63
D.17	at Oregon	W (ot)	75-74
D.19	% Portland State	W	79-43
D.20	% Oregon	W	71-53
D.21	% Louisiana Tech	L	59-91
D.30	Wisconsin	W (2ot)	66-62
J.3	Missouri	W	82-65
J.6	• Arizona State	L	81-84
J.8	• Arizona	W	106-69
J.12	at Old Dominion	L	58-81
J.14	at Cheyney State	L	54-71
J.16	at Marist	W	106-54
J.20	• UCLA	W	81-63
J.24	Louisiana Tech	L	57-75
J.28	• USC	W (ot)	74-73
F.2	• at UCLA	W	82-60
F.9	• San Diego State	W	112-67
F.11	• at CS Fullerton	W	85-77
F.15	• Stanford	W	95-60
F.19	• at USC	L	65-90
F.25	• at Arizona	W	94-67
F.26	• at Arizona State	W	96-82
M.1	• at San Diego State	W	80-76
M.4	• CS Fullerton	W	98-75
M.10	• at Stanford	W	96-51
M.19	& Stephen F. Austin	W	88-51
M.24	& Oregon State	W	92-72
M.26	& USC	L	74-81
• WCAA Game			
! LBSU Dial Soap Classic (Long Beach, Calif.)			
% Giusti Tournament (Portland, Ore.)			
& NCAA Tournament			

1983-84 (25-6/13-1 WCAA)

Coach: Joan Bonvicini			
N.29	at Pepperdine	W	94-51
D.2	San Francisco	W	104-65
D.9	! Fresno State	W	83-55
D.10	! BYU	W	90-86
D.13	Tennessee	W	56-51
D.21	Illinois	W	63-54
D.30	Illinois State	W	105-63
J.4	at Texas	L	72-73
J.6	at Louisiana Tech	L	57-73
J.11	Old Dominion	L	51-75
J.14	• Stanford	W	73-62
J.17	• at San Diego State	W	82-76
J.20	• at Arizona	W	75-61
J.21	• at Arizona State	W	86-68
J.25	• at UCLA	W	93-82
J.28	• CS Fullerton	W	83-72
F.4	• at USC	L	69-79
F.9	at Utah State	W	111-57
F.10	at Utah	L	70-72
F.16	• Arizona State	W	78-51
F.18	• Arizona	W	77-53
F.21	UC Irvine	W	61-35
F.25	• at Stanford	W	89-56
F.26	at San Jose State	W	87-45
M.1	• UCLA	W	67-61
M.4	• USC	W	71-67
M.7	• San Diego State	W	68-63
M.10	at CS Fullerton	W	68-50
M.16	& UNLV	W	68-58
M.22	& San Diego State	W (ot)	91-73
M.24	& USC	L	74-90
• WCAA Game			
! LBSU Dial Soap Classic (Long Beach, Calif.)			
& NCAA Tournament			

1984-85 (28-3/13-1 WCAA)

Coach: Joan Bonvicini			
N.24	at UC Irvine	W	87-60
N.30	% Cheyney State	W	91-42
D.1	% at Detroit	W	70-67
D.7	! Wyoming	W	112-37
D.8	! Washington	W	75-66
D.14	Pepperdine	W	92-66
D.21	Northwestern	W	93-54
J.2	San Jose State	W	99-76
J.7	at Old Dominion	L	71-84
J.9	at Rutgers	W	80-66
J.11	at Fairfield	W	92-57
J.16	• at San Diego State	W	105-78
J.22	• UCLA	W	118-65
J.25	• at Arizona	W	86-67
J.26	• at Arizona State	W	95-78
J.31	Louisiana Tech	W	81-76
F.2	• Stanford	W	98-56
F.5	• San Diego State	W	92-65
F.8	• at CS Fullerton	W	66-62
F.13	• at UCLA	W	96-70
F.16	• at USC	L	65-70
F.21	• Arizona State	W	88-76
F.23	• Arizona	W	85-55
F.25	Northern Arizona	W	95-61
M.1	• at Stanford	W	79-61
M.2	at California	W	85-64
M.5	• USC	W	64-61
M.9	• CS Fullerton	W	96-69
M.16	& BYU	W	112-85
M.21	& USC	W	75-72
M.23	& Georgia	L	82-97
• WCAA Game			
% Detroit Classic (Detroit, Mich.)			
! LBSU Dial Soap Classic (Long Beach, Calif.)			
& NCAA Tournament			

1985-86 (29-5/14-0 PCAA)

Coach: Joan Bonvicini			
N.25	at Arizona State	W	93-88
N.30	Nevada	W	88-46
D.6	! Baylor	W	98-54
D.7	! Indiana	W	85-61
D.11	• CS Fullerton	W	95-53
D.14	Dartmouth	W	104-46
D.20	Oregon State	W	112-81
D.31	Georgia	L	68-93
J.3	Oregon	W	92-78
J.5	Old Dominion	W	89-73
J.10	at Louisiana Tech	L	68-80

J.12	at Houston	W	94-84
J.15	• UNLV	W	90-73
J.21	UCLA	W	79-56
J.23	• UC Irvine	W	95-55
J.25	• at CS Fullerton	W	97-53
J.28	USC	W	76-75
J.31	• at Hawai'i	W	91-59
F.2	• at Hawai'i	W	71-52
F.7	at UCLA	W	85-69
F.10	• at San Diego State	W	111-77
F.13	• Pacific	W	121-86
F.15	• at UNLV	W	85-78
F.18	• San Diego State	W	104-57
F.20	• at UC Santa Barbara	W	106-56
F.22	at USC	L	68-99
F.24	• at Pacific	W	90-78
F.28	• at UC Irvine	W	90-66
M.2	• UC Santa Barbara	W	95-65
M.6	# UC Santa Barbara	W	94-63
M.7	# San Diego State	W	116-74
M.8	# UNLV	L	89-99
M.15	& Texas Tech	W (ot)	78-72
M.20	& Louisiana Tech	L	69-71
• PCAA Game			
! LBSU Dial Soap Classic (Long Beach, Calif.)			
# NCAA Tournament			
(Rd. 1-LBSU; Semifinals/Finals-The Forum)			
& NCAA Tournament			

1986-87 (33-3/17-1 PCAA)

Coach: Joan Bonvicini			
N.28	% Texas	L	86-100
N.29	% Old Dominion	W	94-61
D.2	Arizona State	W	106-69
D.5	at Oregon	W	82-69
D.7	at Oregon State	W	73-62
D.12	! Arkansas	W	76-58
D.13	! Texas A&M	W	97-71
D.15	at UCLA	W	100-65
J.3	Fairfield	W	78-53
J.5	• at UNLV	W	117-84
J.8	• at San Diego State	W	80-59
J.10	• at UC Irvine	W	104-55
J.12	• at CS Fullerton	W	91-61
J.14	Louisiana Tech	W (ot)	99-95
J.17	• Fresno State	W	114-70
J.22	• San Jose State	W	120-53
J.24	• Pacific	W	114-65
J.26	USC	W	87-69
J.29	• at UC Santa Barbara	W	105-25
J.31	• at Fresno State	W	79-78
F.5	• at Hawai'i	W	67-51
F.7	• at Hawai'i	L (ot)	66-67
F.12	• UC Santa Barbara	W	115-50
F.14	• at Pacific	W	99-46
F.16	• at San Jose State	W	149-69
F.19	• UNLV	W	86-63
F.21	• San Diego State	W	109-73
F.26	• UC Irvine	W	87-54
F.28	• CS Fullerton	W	107-63
M.5	# Pacific	W	123-65
M.6	# San Diego State	W	108-74
M.7	# UNLV	W	98-57
M.14	& Washington	W	72-57
M.19	& Mississippi	W	94-55
M.21	& Ohio State	W	102-82
M.27	& Tennessee	L	64-74
• PCAA Game			
% USC/LA Times Tournament (Los Angeles, Calif.)			
! LBSU Dial Soap Classic (Long Beach, Calif.)			
# PCAA Tournament			
(Rd. 1 - LBSU; Semifinal/Final - The Forum)			
& NCAA Tournament			

1987-88 (28-6/18-0 PCAA)

Coach: Joan Bonvicini			
D.3	UCLA	W	103-57
D.5	% Iowa	L	75-82
D.6	% UNC-Charlotte	W	94-56
D.11	! Toledo	W	95-53
D.12	! Auburn	L	76-87
D.18	at Texas	L	85-99
J.2	• at UC Irvine	W	91-68
J.4	• at UC Santa Barbara	W	70-44
J.7	• San Jose State	W	96-33
J			

YEAR-BY-YEAR RESULTS

J.30	• at CS Fullerton	W	83-48
F.4	• at Fresno State	W	79-64
F.6	• at San Jose State	W	82-51
F.11	• UC Irvine	W	101-41
F.13	• UNLV	W	82-78
F.16	at USC	W	80-78
F.18	• San Diego State	W	96-76
F.20	• CS Fullerton	W	80-43
F.25	• Hawai'i	W	77-65
F.27	• at Pacific	W	98-57
M.1	• at San Diego State	W	90-65
M.3	• UC Santa Barbara	W	91-64
M.5	• Hawai'i	W	108-77
M.10	# Pacific	W	77-50
M.11	# San Diego State	W	94-78
M.12	# UNLV	W	79-58
M.19	& Colorado	W	103-64
M.24	& Washington	W	104-78
M.26	& Iowa	W	98-78
A.1	& Auburn	L	55-68

• PCAA Game
% NIU Fastbreak Fest (DeKalb, Ill.)
! LBSU Dial Soap Classic (Long Beach, Calif.)
PCAA Tournament
(Rd. 1 - LBSU; Semifinal/Final - The Forum)
& NCAA Tournament

1988-89 (30-5/18-0 Big West)

Coach: Joan Bonvicini

D.1	at LSU	L	73-78
D.3	at Tennessee	L	74-88
D.9	! Nebraska	W	84-78
D.10	! Grambling	W	108-59
D.15	• UC Santa Barbara	W	94-62
D.17	• UC Irvine	W	108-44
D.19	% Southern Illinois	W	61-53
D.20	% Washington	W	81-77
D.27	Maryland	L	72-76
D.29	Western Kentucky	W	107-74
D.31	Texas	L	83-87
J.5	• at Fresno State	W	90-63
J.7	• at San Jose State	W	113-72
J.15	at USC	W	91-70
J.19	• San Diego State	W	99-80
J.21	• CS Fullerton	W	84-50
J.26	• at Pacific	W	87-65
J.30	• at UNLV	W	85-81
F.2	• San Jose State	W	111-59
F.4	• Fresno State	W	116-77
F.7	at Washington	W	97-86
F.10	• at Hawai'i	W	86-80
F.11	• at Hawai'i	W	82-72
F.16	• at CS Fullerton	W	71-54
F.18	• at San Diego State	W	91-80
F.20	• UNLV	W	91-77
F.23	• Pacific	W	96-71
M.2	• at UC Irvine	W	97-68
M.4	• at UC Santa Barbara	W	81-68
M.8	# UC Irvine	W	91-59
M.10	# CS Fullerton	W	81-61
M.11	# UNLV	W	89-81
M.19	& St. Joseph's	W	84-65
M.23	& Ohio State	W	89-83
M.25	& Tennessee	L	80-94

• Big West Game
! LBSU Dial Soap Classic (Long Beach, Calif.)
% Husky Classic (Seattle, Wash.)
Big West Tournament (Long Beach, Calif.)
& NCAA Tournament

1989-90 (25-9/14-4 Big West)

Coach: Joan Bonvicini

N.24	% Eastern Washington	W	94-61
N.25	% Maryland	W	84-69
D.2	at Texas	L	77-80
D.5	California	W	98-74
D.14	! NW Louisiana	W	89-66
D.16	! Mississippi	W	90-67
D.19	Tennessee	W	62-58
D.28	* St. Joseph's	W	88-71
D.29	* at Maryland	L	50-65
J.2	• UNLV	L	87-99
J.6	• at San Diego State	W	74-53
J.9	• at CS Fullerton	W	92-62
J.13	• Pacific	W	90-70
J.20	• at UC Santa Barbara	W	107-77
J.23	at Stanford	L	91-105
J.25	• San Jose State	W	93-53
J.27	• at Fresno State	W	78-68
J.30	• CS Fullerton	W	69-66

F.1	• San Diego State	W	94-63
F.3	• at UC Irvine	W	88-64
F.8	• at Pacific	W	82-64
F.10	• at UNLV	L	62-92
F.15	• UC Santa Barbara	W	95-70
F.17	• UC Irvine	W	114-43
F.20	USC	W	82-54
F.22	• Fresno State	W	104-98
F.24	• at San Jose State	W	94-71
F.27	• at Hawai'i	L	84-86
M.1	• at Hawai'i	L	70-76
M.7	# UC Santa Barbara	W	89-59
M.10	# Pacific	W	85-83
M.11	# UNLV	L	64-67
M.14	& California	W	87-84
M.17	& at Stephen F. Austin	L	62-78

• Big West Game
% McCall Pattern Classic (Manhattan, Kan.)
! LBSU Dial Soap Classic (Long Beach, Calif.)
* Maryland Invitational (College Park, Md.)
Big West Tournament (Long Beach, Calif.)
& NCAA Tournament

1990-91 (24-8/15-3 Big West)

Coach: Joan Bonvicini

N.23	Texas	W	80-74
N.30	Stanford	L	72-79
D.4	Arizona	W	106-62
D.7	! Southern Utah	W	107-45
D.8	! Kansas State	W	90-64
D.12	at USC	W	71-61
D.16	at Western Kentucky	L	79-83
D.29	at California	L	66-85
J.2	LSU	L	63-67
J.6	• New Mexico State	W	98-90
J.12	• UNLV	L	75-80
J.17	• at UC Irvine	W	81-44
J.19	• UC Santa Barbara	W	87-73
J.21	• at CS Fullerton	L	63-75
J.23	• Fresno State	L	72-73
J.25	• Pacific	W	71-69
J.28	• at San Jose State	W	110-56
F.2	• at New Mexico State	W	111-81
F.6	• CS Fullerton	W	79-68
F.8	• at UNLV	W	79-73
F.11	• UC Irvine	W	74-42
F.14	• at UC Santa Barbara	W	80-68
F.19	• Hawai'i	W	82-51
F.20	• Hawai'i	W	73-63
F.23	• at Fresno State	W	75-58
F.25	• at Pacific	W	91-73
M.2	• San Jose State	W	73-53
M.6	# Hawai'i	W	99-59
M.7	# UC Santa Barbara	W	82-70
M.9	# CS Fullerton	W	71-60
M.16	& USC	W	83-58
M.21	& Georgia	L	77-87

! LBSU Dial Soap Classic (Long Beach, Calif.)
Big West Tournament (Long Beach, Calif.)
& NCAA Tournament

1991-92 (21-10/13-5 Big West)

Coach: Glenn McDonald

D.7	at Stanford	L	59-100
D.10	USC	W	60-59
D.14	San Diego	W	63-56
D.19	! SW Texas State	W	69-57
D.20	! Washington	W	73-57
D.23	NC State	W	92-80
D.28	% Lamar	L	71-76
D.29	% Oklahoma State	W	73-56
J.2	• at UC Irvine	W	72-53
J.5	at Arizona	L	56-66
J.9	• Fresno State	W	79-43
J.14	• at CS Fullerton	W	71-65
J.17	• at Hawai'i	W	75-54
J.19	• at Hawai'i	W	75-72
J.25	• UC Santa Barbara	L	77-84
J.29	• UNLV	W	91-81
F.1	• New Mexico State	W	96-88
F.6	• at Pacific	W	66-57
F.8	• at Fresno State	L (ot)	84-86
F.13	• Pacific	L (ot)	85-89
F.15	• San Jose State	W	91-65
F.17	• at UC Santa Barbara	L	52-88
F.23	• UC Irvine	W	81-60
F.27	• at New Mexico State	L	83-100
F.29	• at UNLV	W	80-77
M.5	• CS Fullerton	W	69-64
M.8	• San Jose State	W	83-51

M.11	# Fresno State	W	86-60
M.12	# New Mexico State	W	87-68
M.14	# UC Santa Barbara	L	60-68
M.18	& at Creighton	L	66-79
• Big West Game			
! Long Beach State Invitational (Long Beach, Calif.)			
% Rutgers Bell Atlantic Tourn. (Piscataway, N.J.)			
# Big West Tournament (Long Beach, Calif.)			
& NCAA Tournament			

1992-93 (9-17/8-10 Big West)

Coach: Glenn McDonald

D.2	at North Carolina State	L	57-75
D.4	% South Alabama	W	82-66
D.5	% SW Texas State	L	50-69
D.10	at USC	L	48-101
D.12	St. John's	L	76-82
D.19	Oregon State	L	78-92
D.30	Stanford	L	61-98
J.2	• UC Irvine	W	82-74
J.4	• CS Fullerton	W	80-78
J.8	• Hawai'i	L	67-69
J.11	• at Nevada	L	72-80
J.13	• Hawai'i	L	90-91
J.16	• Pacific	W	69-64
J.23	• at UC Santa Barbara	L	67-72
J.27	• at UNLV	L	67-94
J.30	• at New Mexico State	L	64-73
F.6	• Nevada	W	63-61
F.11	• at Pacific	L	55-75
F.13	• at San Jose State	W	59-58
F.18	• at UC Irvine	W	90-81
F.20	• UC Santa Barbara	L	72-88
F.25	• New Mexico State	L	62-64
F.27	• UNLV	L	53-68
M.4	• at CS Fullerton	W	99-73
M.6	• San Jose State	W	87-73
M.10	# UC Santa Barbara	L	46-74

• Big West Game
% SW Texas State Tournament (San Marcos, Texas)
Big West Tournament (Long Beach, Calif.)

1993-94 (11-17/9-9 Big West)

Coach: Glenn McDonald

D.4	at Loyola Marymount	W	64-57
D.8	at Stanford	L	49-122
D.10	% San Diego	L	67-87
D.11	% Nevada	L	79-82
D.21	Rice	L	65-78
D.27	Western Michigan	L	80-88
J.2	Colorado	L	55-79
J.6	• at CS Fullerton	W	81-76
J.9	• UC Santa Barbara	W	63-58
J.13	• at San Jose State	L	71-73
J.15	• at Pacific	L	63-65
J.17	• UC Irvine	W	72-51
J.20	• CS Fullerton	W	66-52
J.22	• at UC Santa Barbara	L	62-68
J.26	at Louisiana Tech	L	65-88
J.29	• at Nevada	W	72-56
F.3	• UNLV	L	66-79
F.5	• New Mexico State	L	54-71
F.11	• Pacific	W	88-76
F.13	• San Jose State	W	82-66
F.18	• at Hawai'i	L	53-68
F.20	• at Hawai'i	L	71-76
F.24	• Nevada	W	80-51
F.26	• at New Mexico State	L	80-93
F.28	• at UNLV	L	67-83
M.5	• at UC Irvine	W	85-74
M.8	# Nevada	W	94-58
M.9	# at UNLV	L	81-108

• Big West Game
% Oregon State Tournament (Corvallis, Ore.)
Big West Tournament (Las Vegas, Nev.)

1994-95 (13-14/10-8 Big West)

Coach: Glenn McDonald

N.27	Louisiana Tech	L	56-88
D.5	Southern Utah	W	88-74
D.6	Loyola Marymount	W	77-60
D.19	at Colorado	L	42-85
D.21	at Colorado State	L	72-79
D.28	% at USC	L	61-84
D.29	% UNC-Charlotte	L	74-82
J.3	• at UNLV	W	60-58
J.5	• at New Mexico State	L	74-88
J.8	• Hawai'i	W	86-59
J.10	• San Jose State	W	70-58
J.13	• at Nevada	W	77-69

J.15	• at Pacific	W	84-73
J.18	^ CS Northridge	W	85-67
J.22	• UC Santa Barbara	L	69-80
J.27	• UC Irvine	L	51-66
J.31	• CS Fullerton	W	97-71
F.3	• at San Jose State	W	64-59
F.5	• at Hawai'i	W	72-59
F.10	• Pacific	L	71-86
F.12	• Nevada	L	68-69
F.19	• at UC Santa Barbara	L	68-80
F.24	• at CS Fullerton	W	74-71
F.26	• at UC Irvine	W	62-54
M.2	• New Mexico State	L	60-65
M.4	• UNLV	L	71-73
M.6	# UC Irvine	L	60-71

• Big West Game
% USC Tournament (Los Angeles, Calif.)
^ First Game in Walter Pyramid
Big West Tournament (Las Vegas, Nev.)

1995-96 (15-13/10-8 Big West)

Coach: Dallas Bolla

N.24	% at Oregon	L	56-79
N.25	% Cal Poly	W	66-51
D.1	California	W	97-91
D.6	at UCLA	L	65-89
D.16	at San Diego State	L	53-72
D.19	at CS Northridge	W	75-72
D.21	USC	W	59-68
J.2	• at UC Santa Barbara	L	63-96
J.7	• at CS Fullerton	W	83-68
J.10	• at UC Irvine	W	78-65
J.12	• UNLV	L	63-64
J.14	• New Mexico State	L	48-51
J.17	Sacramento State	W	85-79
J.19	• at Hawai'i	L	59-62
J.21	• at San Jose State	W	91-81
J.23	Cal Poly	W	75-64
J.26	• Nevada	W (2ot)	95-88
J.28	• Pacific	L	64-67
F.2	• CS Fullerton	W	78-70
F.4	• UC Irvine	W	65-62
F.9	• at New Mexico State	L	56-73
F.11	• at UNLV	W	83-68
F.16	• San Jose State	W (ot)	89-87
F.18	• Hawai'i	W	82-67
F.23	• at Pacific	L (2ot)	95-98
F.25	• at Nevada	W	79-67
M.3	• UC Santa Barbara	L	74-77
M.7	# Pacific	L	80-90

• Big West Game
% Pepsi Shootout (Eugene, Ore.)
Big West Tournament (Reno, Nev.)

1996-97 (11-17/7-8 Big West)

Coach: Dallas Bolla

N.23	Fresno State	L	51-66
N.26	CS Northridge	W	65-56
D.1	Arizona	L	57-97
D.4	at Pepperdine	L	55-80
D.7	at California	L	53-70
D.10	San Diego State	L	49-75
D.15	Loyola Marymount	W	58-47
D.21	at USC	L	61-91
D.29	% Liberty	L	55-66
D.30	% Central Conn. State	W	73-59
J.5	at Sacramento State	L	60-73
J.10	• CS Fullerton	W (ot)	102-94
J.12	• UC Irvine	W	81-71
J.17	• at Boise State	L	79-82
J.19	• Pacific	W	71-58
J.23	• at UC Santa Barbara	L	54-83
J.25	• at Cal Poly	L	67-70
J.31	• New Mexico State	L	60-68
F.2	• North Texas	W	88-75
F.7	• at Nevada	L	55-70
F.14	• at UC Irvine	W	77-68
F.16	• at CS Fullerton	L	80-92
F.19			

YEAR-BY-YEAR RESULTS

1997-98 (7-19/4-11 Big West)

Coach: Dallas Bolla

N.14	San Diego	W	61-53
N.23	UNLV	W	60-46
N.25	at USC	L	55-84
N.28	% Western Kentucky	L	51-87
N.29	% St. Francis (Pa.)	L	60-76
D.5	at Loyola Marymount	L	64-67
D.7	at CS Northridge	L	66-69
D.9	at Fresno State	L	66-80
D.13	at Weber State	W	58-54
D.19	San Diego State	L	60-68
J.3	Pepperdine	L	44-61
J.9	% Nevada	L	60-69
J.16	% at New Mexico State	L	69-83
J.18	% at North Texas	W	81-69
J.22	% at CS Fullerton	L	59-61
J.24	% at UC Irvine	L	55-81
J.30	% Boise State	L	60-75
F.1	% at Pacific	L	53-66
F.6	% Cal Poly	W	81-64
F.8	% UC Santa Barbara	L	67-87
F.13	% at Cal Poly	W	75-58
F.15	% at UC Santa Barbara	L	83-88
F.20	% UC Irvine	L	60-68
F.22	% CS Fullerton	L	87-96
F.26	% at Idaho	L	62-93
F.28	% Pacific	W	78-77

• Big West Game
% Torneo Cancun de Basquetbol (Cancun, Mexico)

1998-99 (18-11/10-5 Big West)

Coach: Dallas Bolla

N.13	Fresno State	W	72-56
N.17	Weber State	W	70-47
N.22	% at Florida State	L	64-94
N.23	% Kent State	L	66-86
D.5	USC	W	74-62
D.11	at Portland State	L	56-64
D.13	at Oregon State	L	52-69
D.20	! E. Tennessee State	W	91-61
D.21	! Oklahoma State	W	62-53
D.27	at UNLV	L	56-64
D.30	at San Diego	W	65-63
J.7	% at North Texas	L	58-68
J.15	% New Mexico State	W	66-45
J.17	% Nevada	W	64-45
J.22	% CS Fullerton	W	91-42
J.24	% UC Irvine	W	73-58
J.28	% at Boise State	L	56-60
J.30	% Pacific	W	74-57
F.5	% at UC Santa Barbara	L	85-92
F.7	% at Cal Poly	W	87-51
F.12	% #22 UC Santa Barbara	L	71-83
F.14	% Cal Poly	W	80-59
F.19	% at UC Irvine	W	69-57
F.21	% at CS Fullerton	W	76-48
F.25	% Idaho	W	74-67
F.27	% at Pacific	L	69-73
M.3	% # Boise State	W (ot)	76-74
M.5	% North Texas	W	88-68
M.6	% UC Santa Barbara	L	67-94

• Big West Game
% Tallahassee-Democrat Classic (Tallahassee, Fla.)
! Beach Classic (Long Beach, Calif.)
Big West Tournament (Reno, Nev.)

1999-00 (22-11/12-3 Big West)

Coach: Dallas Bolla

N.20	San Diego	W	73-60
N.26	% Texas	L	44-75
N.27	% Grambling	L	74-79
N.28	% VCU	W	69-63
D.5	Oregon State	W	66-56
D.8	USC	W	62-49
D.12	at Oklahoma State	L	61-93
D.15	Portland State	L	47-54
D.19	! Tennessee-Martin	W	90-64
D.20	! Georgia	L	67-87
J.4	at Fresno State	L	60-62
J.6	at San Francisco	W	64-63
J.16	% North Texas	W	70-66
J.21	% at Nevada	W	77-72
J.23	% at New Mexico State	L	53-66
J.27	% at UC Irvine	W	74-62
J.29	% at CS Fullerton	W	91-70
F.4	% Boise State	W	70-61
F.6	% Pacific	W	74-70
F.11	% Cal Poly	W	69-65
F.13	% #12 UC Santa Barbara	L	63-73

F.18	% at Cal Poly	W	90-73
F.20	% at UC Santa Barbara	L	61-92
F.25	% CS Fullerton	W	82-46
F.27	% UC Irvine	W	72-66
M.2	% at Pacific	W	61-47
M.4	% at Idaho	W	79-68
M.8	% Boise State	W	70-65
M.10	% Nevada	W	97-87
M.11	% UC Santa Barbara	L	69-79
M.16	% at New Mexico	W	87-63
M.18	% at St. Mary's	W	73-48
M.22	% at Colorado State	L	63-65

• Big West Game
% Rainbow Wanine Classic (Honolulu, Hawaii)
! Beach Classic (Long Beach, Calif.)
Big West Tournament (Reno, Nev.)
\$ Women's NIT

2000-01 (17-13/10-4 Big West)

Coach: Dallas Bolla

N.17	at San Diego	L	59-62
N.25	% Delaware	L	65-66
N.26	% Wagner	W	68-59
D.3	at Ohio State	L	55-102
D.5	at Ohio	L	82-91
D.10	at UCLA	L	60-86
D.15	Northwestern	W	91-77
D.19	! Indiana	L	66-82
D.20	! Wichita State	W	80-76
D.27	^ Hartford	L	57-69
D.28	^ William & Mary	W	73-61
J.2	San Francisco	W	84-79
J.5	Loyola Marymount	L	61-75
J.12	% UC Irvine	W	80-68
J.14	% CS Fullerton	W	82-58
J.19	% at Idaho	W	75-69
J.21	% at Boise State	L	66-71
J.28	% Pacific	W	91-77
F.2	% Cal Poly	W	80-70
F.4	% UC Santa Barbara	L	70-80
F.9	% at UC Irvine	W	74-65
F.11	% at CS Fullerton	W	94-45
F.16	% Idaho	W	92-70
F.18	% Boise State	W	87-66
F.25	% at Pacific	W	91-77
M.1	% at Cal Poly	L	62-72
M.3	% at UC Santa Barbara	L	80-86
M.7	% Idaho	W	82-73
M.9	% Cal Poly	W	93-68
M.10	% UC Santa Barbara	L	76-79

• Big West Game
% Maryland Terrapin Classic (College Park, Md.)
! Beach Classic (Long Beach, Calif.)
^ Tulane/Doubletree Classic (New Orleans, La.)
Big West Tournament (Anaheim, Calif.)

2001-02 (16-13/1-5 Big West)

Coach: Dallas Bolla

N.17	Syracuse	L (ot)	70-76
N.23	% Western Illinois	L	61-70
N.24	% Northern Illinois	L (ot)	66-73
D.6	at Loyola Marymount	L	68-76
D.16	at Indiana	L	56-88
D.18	at Northwestern	L	39-54
D.21	at San Francisco	W	85-77
D.27	! St. Francis (NY)	W	106-58
D.28	! Fairfield	W	83-77
D.30	Centenary	W	95-55
J.3	% at UC Riverside	L	78-89
J.5	% at CS Fullerton	W	90-61
J.10	% UC Irvine	W	91-60
J.13	% Idaho	W	68-57
J.18	% at CS Northridge	W	83-62
J.20	% at Pacific	L	79-82
J.24	% Cal Poly	W	69-60
J.26	% UC Santa Barbara	L	62-80
F.1	% CS Fullerton	W	82-63
F.3	% UC Riverside	W	63-54
F.5	UCLA	L	73-77
F.10	% at Idaho	W	76-60
F.15	% Pacific	W	77-72
F.17	% CS Northridge	W	84-65
F.22	% at UC Santa Barbara	L	50-72
F.24	% at Cal Poly	L	64-67
M.2	% at UC Irvine	W	67-58
M.6	% Cal Poly	W	77-72
M.7	% UC Santa Barbara	L	65-83

• Big West Game
% Mt. McKinley North Star Invite (Fairbanks, Alaska)
! Beach Classic (Long Beach, Calif.)
Big West Tournament (Anaheim, Calif.)

2002-03 (14-15/10-6 Big West)

Coach: Dallas Bolla

N.23	San Diego	L	58-73
N.25	New Mexico State	W	78-67
N.27	at Eastern Washington	L	49-62
D.1	Florida	L	69-72
D.6	% Morehead State	L	47-75
D.7	% at Stetson	W (ot)	71-67
D.14	at Loyola Marymount	L	50-58
D.20	! Belmont	L	66-76
D.21	! Mercer	W	77-68
D.28	at Northern Arizona	L	54-76
J.2	San Francisco	L	47-67
J.5	% at UC Irvine	W	64-50
J.9	% UC Riverside	W	79-65
J.15	% at Idaho	W	73-61
J.23	% CS Northridge	W	72-59
J.25	% Pacific	W	60-55
J.30	% at Cal Poly	L	56-61
F.1	% at UC Santa Barbara	L	48-70
F.6	% at CS Fullerton	W	76-63
F.8	% at UC Riverside	W	75-70
F.13	% CS Fullerton	L	74-77
F.15	% Idaho	L	48-55
F.20	% at Pacific	L	65-66
F.22	% at CS Northridge	W	75-66
F.26	% UC Santa Barbara	L	70-85
M.1	% Cal Poly	W	75-65
M.6	% UC Irvine	W	97-65
M.12	% Cal Poly	W	76-62
M.13	% Pacific	L	51-71

• Big West Game
% Hatter Classic (Deland, Fla.)
! Beach Classic (Long Beach, Calif.)
Big West Tournament (Anaheim, Calif.)

2003-04 (14-16/8-10 Big West)

Coach: Mary Hegarty

N.21	at New Mexico State	L	48-56
N.23	Eastern Washington	W	74-65
N.28	! at Colorado State	L	49-67
N.29	! Alabama	L	66-84
D.2	Loyola Marymount	L	53-66
D.6	at San Diego	W	65-57
D.9	Fresno State	L	65-70
D.18	Northern Arizona	W	62-47
D.20	New Orleans	W	70-68
J.3	% at UC Santa Barbara	L	67-78
J.5	% at Cal Poly	L	64-68
J.8	% Pacific	L	62-71
J.10	% CS Northridge	L	52-66
J.15	% at CS Fullerton	W	77-65
J.17	% at UC Riverside	W	77-60
J.24	% at UC Irvine	W	57-51
J.29	% Idaho	W	75-67
J.31	% Utah State	L	60-63
F.5	% at CS Northridge	W	57-53
F.7	% at Pacific	L (ot)	63-67
F.12	% UC Riverside	L	60-77
F.14	% CS Fullerton	W	74-43
F.21	% UC Irvine	L	50-60
F.26	% at Utah State	W	64-57
F.28	% at Idaho	W (ot)	68-66
M.4	% Cal Poly	L	56-64
M.6	% ^ UC Santa Barbara	L	49-66
M.10	% Utah State	W	55-48
M.11	% Cal Poly	W	58-55
M.12	% UC Santa Barbara	L	56-74

• Big West Game
! Colorado State Classic (Fort Collins, Colo.)
^ - Gold Mine
Big West Tournament (Anaheim, Calif.)

2004-05 (19-9/13-5 Big West)

Coach: Mary Hegarty

N.24	Montana	W	61-53
N.30	San Diego	W	80-69
D.3	! vs. Pittsburgh	L	62-64
D.5	! at Stony Brook	W	88-82
D.9	at San Francisco	L	57-62
D.12	at California	L	64-69
D.20	#15 Houston	W	54-52
D.28	% UC Santa Barbara	L (ot)	80-85
D.30	% Cal Poly	W	57-48
J.6	% at Pacific	W	68-60
J.8	% at CS Northridge	W	89-74
J.13	% CS Fullerton	W	76-68
J.15	% UC Riverside	W	70-47
J.19	% UC Irvine	W	74-50

J.22	UC Davis	W	73-47
J.27	% at Idaho	L	55-70
J.29	% at Utah State	W	63-36
F.3	% CS Northridge	L	63-66
F.5	% Pacific	W	74-48
F.10	% at UC Riverside	W	82-43
F.12	% at CS Fullerton	W	67-50
F.17	% at UC Irvine	W	66-47
F.21	% at UC Davis	W	70-59
F.24	% Utah State	W	75-59
F.26	% Idaho	W	78-75
M.3	% at Cal Poly	L	60-66
M.5	% at UC Santa Barbara	L	60-64
M.11	% Idaho	L	67-69

• Big West Game
! Stony Brook Classic (Stony Brook, N.Y.)
Big West Tournament (Anaheim, Calif.)

2005-06 (18-10/10-4 Big West)

Coach: Mary Hegarty

N.18	at TCU	L	68-71
N.20	at Houston	L	57-66
N.23	#21 USC	W	51-46
N.26	Richmond	W	59-51
D.4	San Francisco	W (ot)	58-52
D.8	at Montana State	W	83-66
D.10	at Montana	L	57-58
D.17	Loyola Marymount	L	72-81
D.19	Southern	W	76-38
D.21	Pepperdine	W (2ot)	81-75
D.30	South Dakota State	W	58-55
J.2	at UC Davis	L	64-67
J.7	% UC Santa Barbara	W	58-52
J.9	% Cal Poly	W	78-58
J.13	% at Pacific	W	74-61
J.15	% at CS Northridge	W	102-62
J.19	% CS Fullerton	W	64-59
J.21	% UC Riverside	W	62-59
J.28	% UC Irvine	W	79-50
F.2	% at UC Riverside	L	78-90
F.4	% at CS Fullerton	L	61-62
F.11	% Pacific	W	77-54
F.16	% at Cal Poly	W	74-59
F.18	% at UC Santa Barbara	L	43-46
F.23	% CS Northridge	L	62-77
F.25	% UC Davis	W	78-62
M.4	% at UC Irvine	W	67-65
M.10	% UC Riverside	L	49-57

• Big West Game
Big West Tournament (Anaheim, Calif.)

2006-07 (9-23/4-10 Big West)

Coach: Mary Hegarty

N.10	at USC	L	50-86
N.12	Santa Clara	L	67-76
N.17	Montana State	L	68-78
N.19	Oregon	L	33-44
N.21	at Loyola Marymount	L	38-61
D.1	at Utah	L	43-66
D.3	at South Dakota State	L	41-85
D.6	at San Diego	W	53-37
D.9	UNLV	L	44-61
D.12	at Arizona	L	39-77
D.16	at Pepperdine	L	42-69
D.18	Army	L	59-69
D.28	UC Davis	W	63-47
D.30	Fairfield	W	62-61
J.4	% at UC Santa Barbara	L	60-71
J.6	% at Cal Poly	L	50-61
J.11	% Pacific	W	70-52
J.13	% CS Northridge	L	63-73
J.18	% at CS Fullerton	L	57-68
J.20	% at UC Riverside	L	43-58
J.27	% UC Irvine	W	54-53
F.1	% at CS Northridge	L	60-74
F.3	% at Pacific	L	72-77
F.8	% Cal Poly	L	55-67
F.10	% UC Santa Barbara	L	55-69
F.16	% UC Riverside	L	67-82
F.17	% CS Fullerton	W	73-59
F.24	at UC Davis	L	50-60
M.3	% at UC Irvine	W	77-63
M.7	% UC Irvine	W	76-64
M.8	% Cal Poly	W	70-67
M.9	% UC Riverside	L	53-59

• Big West Game
Big West Tournament (Anaheim, Calif.)

YEAR-BY-YEAR RESULTS

2007-08 (9-20/7-9 Big West)

Coach: Mary Hegarty

N.9	at UNLV	L	57-73
N.15	Loyola Marymount	L	68-83
N.23	at San Jose State	W	64-60
N.25	at Santa Clara	L	55-70
N.29	at Oregon	L	45-66
D.1	at Portland State	L	71-73
D.7	Fresno State	L	55-66
D.9	Arizona	L	53-66
D.15	Nebraska	L	52-75
D.21	Washington State	W	61-55
D.29	Utah	L	46-74
J.3	• UC Santa Barbara	L	62-70
J.5	• Cal Poly	L	59-76
J.10	• at Pacific	W	62-56
J.12	• at UC Davis	L	49-51
J.19	• UC Riverside	L	58-72
J.26	• CS Northridge	W	71-56
J.31	• at CS Fullerton	L	66-75
F.2	• UC Irvine	L	64-76
F.7	• UC Davis	L	48-51
F.9	• Pacific	W	69-57
F.13	• at UC Riverside	L	39-67
F.16	CS Bakersfield	L	62-65
F.21	• CS Fullerton	W	80-62
F.23	• at CS Northridge	W	49-48
F.28	• at UC Irvine	W	59-53
M.6	• at Cal Poly	W	78-62
M.8	• at UC Santa Barbara	L	69-72
M.12	# CS Fullerton	L	51-69

• Big West Game
Big West Tournament (Anaheim, Calif.)

2008-09 (8-21/4-12 Big West)

Coach: Mary Hegarty

N.16	San Diego State	L	59-67
N.21	San Jose State	W	83-59
N.24	at Loyola Marymount	L	63-83
D.1	Portland State	L	56-71
D.5	at Washington State	L	50-68
D.7	at Idaho	W	55-54
D.12	at Nebraska	L	44-76
D.14	at Arizona	L	47-56
D.20	BYU	L	49-66
D.22	New Mexico State	W	74-61
D.29	at Fresno State	L	63-76
J.2	• at UC Santa Barbara	L	48-66
J.4	• at Cal Poly	L	66-74
J.8	• Pacific	L	62-76
J.10	• UC Davis	L	54-55
J.13	at CS Bakersfield	L	57-73
J.17	• at CS Northridge	(ot) L	84-88
J.24	• at UC Riverside	L	41-57
J.29	• at CS Fullerton	W	54-51
J.31	• UC Irvine	L	62-68
F.5	• at UC Davis	W	68-64
F.7	• at Pacific	(2ot) W	92-98
F.11	• CS Northridge	W	63-50
F.14	Texas Pan American	W	78-58
F.20	• UC Riverside	L	48-64
F.26	• at UC Irvine	W	66-65
F.28	• CS Fullerton	L	61-70
M.5	• Cal Poly	L	63-70
M.7	• UC Santa Barbara	L	62-74

• Big West Game

2009-10 (13-17/9-7 Big West)

Coach: Jody Wynn

N.13	Prairie View A&M	W	76-68
N.16	Loyola Marymount	L	70-75
N.20	at New Mexico State	L	56-69
N.22	at Texas-Pan American	W	79-56
N.27	^ at Miami	L	66-83
N.28	^ vs. Rice	W	68-64
D.3	USC	L	77-83
D.6	at Oregon	L	70-102
D.11	at San Diego State	L	62-67
D.13	at San Diego	L	60-67
D.20	Idaho	W	63-53
D.21	California	L	71-80
J.2	• UC Riverside	W	55-46
J.7	• CS Fullerton	L	60-67
J.9	• UC Irvine	W	67-55
J.14	• at UC Santa Barbara	W	78-63
J.16	• at Cal Poly	L	63-83
J.21	• at UC Irvine	L	61-68
J.23	CS Bakersfield	L	68-72
J.28	• CS Northridge	W	65-49
F.4	• at CS Fullerton	L	67-76
F.6	• at CS Northridge	W	86-67
F.11	• Cal Poly	W	72-65
F.13	• UC Santa Barbara	W	65-62
F.18	• at UC Davis	L	68-80
F.20	• at Pacific	W (2ot)	87-77
F.25	• UC Davis	L	46-70
F.27	• Pacific	L	67-77

M.6	• at UC Riverside	W	70-61
M.11	# vs. UC Santa Barbara	L	50-73

• Big West Game
^ Wyndham Miami Thanksgiving Tournament
Big West Tournament (Anaheim, Calif.)

2010-11 (8-23/6-10 Big West)

Coach: Jody Wynn

N.13	at Oregon State	L	39-71
N.15	at Loyola Marymount	L	43-74
N.19	Oregon	L	76-88
N.21	at USC	L	60-82
N.26	^ vs. Illinois	L	48-69
N.27	^ vs. Washington State	L	63-87
N.28	^ vs. NC Central	W	78-61
D.3	\$ vs. Prairie View A&M	L	52-62
D.4	\$ at Rice	L	61-78
D.8	San Diego	L	53-68
D.11	at California	L	56-82
D.19	% Florida A&M	W	72-62
D.21	% NC State	L	72-92
D.30	• UC Santa Barbara	L	43-70
J.2	• Cal Poly	L	72-83
J.5	• at CS Northridge	W	64-50
J.8	• at UC Irvine	L	59-77
J.13	• at UC Davis	L	67-85
J.15	• at Pacific	L	65-76
J.19	• CS Fullerton	L	65-77
J.22	• UC Irvine	W	80-79
J.27	• Pacific	W	73-60
J.29	• at CS Fullerton	L	48-64
F.4	Seattle	L	54-73
F.9	• CS Northridge	W	74-64
F.12	• UC Davis	W	60-59
F.17	• UC Riverside	W (ot)	70-68
F.24	• at UC Santa Barbara	L	70-74
F.26	• at Cal Poly	L	48-61
M.2	• at UC Riverside	L	65-83
M.8	# at UC Riverside	L	65-83

• Big West Game
^ Rainbow Wahine Showdown (Honolulu, Hawaii)
\$ Gene Hackerman Invitational (Houston, Texas)
% Beach Classic (Long Beach, Calif.)
Big West Tournament (Riverside, Calif.)

2011-12 (14-18/7-9 Big West)

Coach: Jody Wynn

N.11	Utah Valley	W	75-43
N.13	at Syracuse	L	42-81
N.19	at Sacramento State	L	67-74
N.21	at Santa Clara	L	63-73
N.25	at Columbia	W	70-61
N.26	at Iona	L	73-78
D.2	at Seattle	L	49-78
D.4	at Washington	L	46-80
D.8	Nevada	W (ot)	61-58
D.11	at Arizona	L	42-66
D.16	Dartmouth	W	66-52
D.18	% Michigan	W	76-56
D.19	% Wichita State	L (2ot)	64-73
D.29	• UC Riverside	W	70-59
D.31	• UC Irvine	W	63-51
J.7	• Cal State Northridge	L	50-57
J.12	• at Pacific	L	56-93
J.14	• at UC Davis	L	62-78
J.19	• UC Santa Barbara	W	46-34
J.21	• Cal Poly	W	74-67
J.28	• at Cal State Fullerton	L	53-74
F.2	• at UC Irvine	L	61-86
F.4	• at UC Riverside	L	71-75
F.11	• at CS Northridge	W (2ot)	75-72
F.16	• UC Davis	W	67-55
F.23	• at Cal Poly	L	41-68
F.25	• at UC Santa Barbara	L	35-47
F.28	• Pacific	L	68-73
M.1	• Cal State Fullerton	W	62-61
M.6	# at Cal State Northridge	W	57-52
M.9	^ vs. Cal Poly	W	51-48
M.10	^ vs. UC Santa Barbara	L	54-63

• Big West Game
% Beach Classic (Long Beach, Calif.)
Big West Tournament First Round
^ Big West Semifinals/Finals (Anaheim, Calif.)

2012-13 (16-16/9-9 Big West)

Coach: Jody Wynn

N.9	Sacramento State	W	74-71
N.11	Iona	L	58-80
N.15	at Loyola Marymount	L	52-58
N.18	Washington	W	71-62
N.23	at Utah Valley	W	77-69
N.25	at #1 Stanford	L	41-77
D.2	Arizona	W	71-61
D.9	Santa Clara	L	67-68
D.15	at San Diego	L	49-67
D.20	% Canisius	W (ot)	72-67
D.21	% Sam Houston State	W	50-49

D.29	Columbia	W	79-50
J.3	• Cal Poly	W	62-52
J.5	• UC Santa Barbara	W	52-45
J.9	• at Cal State Northridge	L	52-73
J.13	• at Hawai'i	L	57-65
J.17	• UC Riverside	L	49-50
J.19	• Cal State Fullerton	W	45-39
J.26	• UC Irvine	W	71-61
J.31	• at UC Davis	L	62-68
F.2	• at Pacific	L	53-69
F.7	• Hawai'i	L	54-61
F.9	• Cal State Northridge	W	70-63
F.14	• at Cal State Fullerton	W	58-56
F.16	• at UC Riverside	W	80-66
F.21	• at UC Irvine	L	57-65
F.28	• Pacific	L	53-59
M.2	• UC Davis	W	66-54
M.7	• at UC Santa Barbara	L	50-59
M.9	• at Cal Poly	W	71-58
M.12	^ vs. Cal State Fullerton	L	48-54
M.20	! Hawai'i	L	49-56

• Big West Game
% Beach Classic (Long Beach, Calif.)
^ Big West Tournament (Irvine, Calif.)
! WNIT (Walter Pyramid)

2013-14 (17-15/8-8 Big West)

Coach: Jody Wynn

N.8	at #9 Cal	L	51-70
N.15	at Nevada	L	61-91
N.17	at San Francisco	W (2ot)	85-82
N.23	Loyola Marymount	W	76-66
N.30	Pepperdine	W	74-61
D.1	Omaha	W	77-61
D.7	! vs. Harvard	W	72-67
D.8	! at Arizona State	L (ot)	67-74
D.13	San Diego	L	51-68
D.17	Miami (Ohio)	W	76-61
D.20	% Richmond	W	73-61
D.21	% #23 Florida State	L	57-72
D.28	at USC	L	72-89
J.5	Denver	W	88-68
J.9	• UC Irvine	W (ot)	84-75
J.11	• at UC Davis	L	60-63
J.16	• UC Santa Barbara	W	72-53
J.18	• Cal Poly	(ot)102-107	
J.25	• at Cal State Northridge	L	54-77
J.30	• Hawai'i	W	74-72
F.1	• at Cal State Fullerton	W	83-64
F.6	• at UC Irvine	L	58-78
F.8	• UC Riverside	W	65-52
F.13	• at UC Santa Barbara	L	69-80
F.15	• at Cal Poly	W	85-72
F.20	• UC Davis	W	65-62
F.27	• at Hawai'i	L	71-82
M.1	• Cal State Fullerton	L	55-71
M.6	• Cal State Northridge	L	49-52
M.8	• at UC Riverside	W	89-81
M.11	^ Cal State Fullerton	W	64-60
M.12	^ Hawai'i	L	49-52

• Big West Game
! ASU Classic (Tempe, Ariz.)
% Beach Classic (Long Beach, Calif.)
^ Big West Tournament (Long Beach, Calif.)

2014-15 (22-10/9-7 Big West)

Coach: Jody Wynn

N.14	Seattle	W	85-73
N.16	at San Diego State	W	74-62
N.21	USC	L (ot)	85-90
N.25	! vs. Boise State	W	68-50
N.26	! at Alaska Anchorage	W	69-60
N.29	at Portland State	W	62-58
D.3	at Pepperdine	W	78-69
D.7	San Francisco	W	70-58
D.13	#18 Cal	W (ot)	58-56
D.16	LSU	W	59-44
D.19	% Florida Atlantic	W	85-60
D.20	% Pacific	W	53-43
D.28	LIU Brooklyn	W	71-63
D.30	at Colorado	W	62-56
J.8	• UC Irvine	W	57-40
J.10	• UC Davis	W	63-60
J.15	• at Cal Poly	W	85-74
J.17	• at UC Santa Barbara	W	81-44
J.24	• CSUN	L	52-67
J.29	• at Hawai'i	L	64-72
J.31	• Cal State Fullerton	W	74-70
F.5	• at UC Irvine	W	62-46
F.7	• at UC Riverside	L	74-80
F.12	• UC Santa Barbara	W	68-38
F.14	• Cal Poly	L (ot)	57-58
F.19	• at UC Davis	L	66-83
F.26	• Hawai'i	L	46-47
F.28	• at Cal State Fullerton	W	69-62
M.5	• at CSUN	L	61-77
M.7	• UC Riverside	W	76-66

M.11	^ vs. UC Davis	L	67-70
M.19	& at San Diego	L	56-63

• Big West Game
! GCI Great Alaska Shootout (Anchorage, Alaska)
% Beach Classic (Long Beach, Calif.)
^ Big West Tournament (Fullerton, Calif.)
& WNIT (San Diego, Calif.)

2015-16 (24-9/12-4 Big West)

Coach: Jody Wynn

N.13	San Diego State	W	74-54
N.15	Portland State	W	89-71
N.19	at Houston	W	47-41
N.21	at LSU	L	53-59
N.27	! vs. Northern Arizona	W	69-48
N.28	! vs. Northwestern State	W	60-59
D.2	at Pacific	W	68-60
D.6	Colorado	W	59-42
D.8	San Francisco	L	52-66
D.13	at USC	L	43-69
D.18	% UTEP	W	47-40
D.20	% UNLV	W	67-63
D.28	at Denver	W	48-41
D.31	at Seattle	W	69-57
J.7	• Hawai'i	L	55-67
J.9	• at Cal State Fullerton	W	82-61
J.13	• UC Riverside	L	60-78
J.16	• at UC Irvine	W	71-65
J.20	• Cal State Fullerton	W	62-57
J.28	• at UC Davis	W	75-62
J.30	• Cal Poly	W	65-53
F.4	• CSUN	W (ot)	74-71
F.11	• at Hawai'i	L	42-60
F.13	• UC Santa Barbara	W	60-52
F.18	• at UC Riverside	L	58-83
F.20	• at UC Santa Barbara	W	58-55
F.24	• at Cal Poly	W	61-56
F.27	• UC Irvine	W	67-49
M.3	• UC Davis	W	74-64
M.5	• at CSUN	W	79-69
M.9	^ vs. Cal Poly	W	54-52
M.11	\$ vs. Hawai'i	L	60-76
M.17	& at Oregon	L	76-84

• Big West Game
! Aggie Thanksgiving Classic (Las Cruces, N.M.)
% Beach Classic (Long Beach, Calif.)
^ Big West Tournament Quarterfinals (Irvine, Calif.)
\$ Big West Tournament Semifinals (Anaheim, Calif.)
& WNIT (Eugene, Ore.)

YEAR-BY-YEAR RESULTS

2016-17 (23-11/12-4 Big West)

Coach: Jody Wynn

N.11	at Nevada	W (ot)	97-93
N.13	at Pepperdine	W	44-41
N.18	Houston	W	65-55
N.20	at San Francisco	L	71-73
N.25	Duke	L	46-83
N.27	at USC	L	74-82
D.3	! vs. Florida	L	53-83
D.4	! vs. Boston University	W	61-48
D.7	Pacific	W	66-58
D.10	at Loyola Marymount	W (ot)	81-78
D.16	Biola	W	76-48
D.19	% vs. #21 South Florida	W	73-68
D.20	% vs. Oklahoma State	L	57-63
D.21	% vs. Quinnipiac	L	60-63
D.31	Columbia	W	73-60
J.5	• Hawaii	W	68-57
J.12	• at UC Davis	W	64-51
J.14	• Cal Poly	W	83-80
J.19	• at UC Santa Barbara	L	60-65
J.21	• UC Davis	W	64-62
J.26	• at Cal State Fullerton	W	65-48
J.28	• UC Riverside	W	55-51
F.2	• at CSUN	L	56-63
F.4	• at UC Irvine	W	68-63
F.9	• Cal State Fullerton	W	84-55
F.16	• at Cal Poly	L	67-69
F.18	• UC Santa Barbara	W	59-45
F.23	• at UC Riverside	W	73-66
F.25	• UC Irvine	W	87-74
M.2	• CSUN	W	63-60
M.4	• at Hawaii	L	63-66
M.10	^ vs. CSUN	W	61-60
M.11	& vs. UC Santa Barbara	W	56-55
M.17	\$ at #8 Oregon State	L	55-56

• Big West Game

! ASU Classic (Tempe, Ariz.)

% Play4Kay Shootout (Las Vegas, Nev.)

^ Big West Tournament Semifinals (Anaheim, Calif.)

& Big West Tournament Championship

(Anaheim, Calif.)

\$ NCAA First Round (Corvallis, Ore.)

2017-18 (8-23/6-10 Big West)

Coach: Jeff Cammon

N.10	Pepperdine	L	71-83
N.12	Montana State	L	51-62
N.17	Loyola Marymount	L	69-84
N.20	at USC	L	60-75
N.22	at San Diego	L	40-74
N.28	at Arizona	W	80-72
D.1	^ vs. Oral Roberts	L	58-64
D.2	^ at Montana	L	60-67
D.7	at Grand Canyon	W	65-63
D.17	#7 Tennessee	L	61-90
D.20	\$ Illinois State	L	51-59
D.21	\$ New Mexico State	L	63-72
D.28	! at NJIT	L	57-73
D.29	! vs. VCU	L	59-69
J.4	• at UC Santa Barbara	L	44-51
J.6	• at UC Riverside	L	53-77
J.11	• at CS Fullerton	L	61-67
J.13	• at Hawai'i	L	66-74
J.20	• UC Santa Barbara	L	74-90
J.25	• Cal Poly	L	64-75
F.1	• UC Davis	L	71-83
F.3	• UC Irvine	L	81-100
F.8	• at CSUN	W	59-51
F.10	• at Cal Poly	L	61-70
F.15	• at UC Davis	L	49-79
F.17	• CS Fullerton	W	67-47
F.21	• at UC Irvine	W	80-73
F.24	• Hawai'i	W (ot)	85-80
M.1	• UC Riverside	W	70-58
M.3	• CSUN	W	67-54
M.6	% vs. UC Riverside	L	66-79

^ Lady Griz Classic (Missoula, Mont.)

\$ Beach Classic (Long Beach, Calif.)

! NJIT Christmas Tournament (Newark, N.J.)

% Big West Tournament (Fullerton, Calif.)



RECORD IN OPENERS

REGULAR SEASON OPENERS

Year	Opponent	W/L	Score	Rec.
1963-64	Chapman	W	62-4	1-0
1964-65	Cal State Los Angeles	W	39-29	2-0
1965-66	Cal State Fullerton	L	44-39	2-1
1966-67	Cal Poly	W	50-27	3-1
1967-68	at UC Santa Barbara	W	62-35	4-1
1968-69	Cal Poly	W	42-38	5-1
1969-70	Occidental	W	51-45	6-1
1970-71	at Cal Poly	L	34-30	6-2
1971-72	at UCLA	L	62-50	6-3
1972-73	Cal Poly Pomona	W	46-44	7-3
1973-74	at UC Santa Barbara	W	66-43	8-3
1974-75	vs. Humboldt State	W	86-16	9-3
1975-76	vs. Fresno State	W	86-44	10-3
1976-77	vs. Delta State	L	84-58	10-4
1977-78	New Mexico State	W	91-43	11-4
1978-79	vs. Valdosta State	W	74-58	12-4
1979-80	Drake	W	97-67	13-4
1980-81	Fresno State	W	85-40	14-4
1981-82	Washington State	W	86-45	15-4
1982-83	Pepperdine	W	92-52	16-4
1983-84	at Pepperdine	W	94-51	17-4
1984-85	at UC Irvine	W	87-60	18-4
1985-86	at Arizona State	W	93-88	19-4
1986-87	vs. Texas	L	100-86	19-5
1987-88	UCLA	W	103-57	20-5
1988-89	at LSU	L	78-73	20-6
1989-90	vs. Eastern Washington	W	94-61	21-6
1990-91	Texas	W	80-74	22-6
1991-92	at Stanford	L	100-59	22-7
1992-93	at North Carolina State	L	75-57	22-8
1993-94	at Loyola Marymount	W	64-57	23-8
1994-95	Louisiana Tech	L	88-56	23-9
1995-96	at Oregon	L	79-56	23-10
1996-97	Fresno State	L	66-51	23-11
1997-98	San Diego	W	61-53	24-11
1998-99	Fresno State	W	72-56	25-11
1999-00	San Diego	W	73-60	26-11
2000-01	at San Diego	L	62-59	26-12
2001-02	Syracuse *	L	76-70	26-13
2002-03	San Diego	L	73-58	26-14
2003-04	at New Mexico State	L	56-48	26-15
2004-05	Montana	W	61-53	27-15
2005-06	at TCU	L	71-68	27-16
2006-07	at USC	L	86-50	27-17
2007-08	at UNLV	L	73-57	27-18
2008-09	San Diego State	L	67-59	27-19
2009-10	Prairie View A&M	W	76-68	28-19
2010-11	at Oregon State	L	71-39	28-20
2011-12	Utah Valley	W	75-43	29-20
2012-13	Sacramento State	W	74-71	30-20
2013-14	at #9 Cal	L	70-51	30-21
2014-15	Seattle	W	85-73	31-21
2015-16	San Diego State	W	74-54	32-21
2016-17	at Nevada	W	97-93	33-21
2017-18	Pepperdine	L	83-71	33-22

*Denotes overtime

RECORD BY TEAM

Arizona State	1-0
Cal	0-1
Cal State Fullerton	0-1
Cal State Los Angeles	1-0
Chapman	1-0
Cal Poly	2-1
Cal Poly Pomona	1-0
Delta State	0-1
Drake	1-0
Eastern Washington	1-0
Fresno State	3-1
Humboldt State	1-0
LSU	0-1
Louisiana Tech	0-1
Loyola Marymount	1-0
Montana	1-0
Nevada	1-0
New Mexico State	1-1
North Carolina State	0-1
Occidental	1-0
Oregon	0-1
Oregon State	0-1
Pepperdine	2-1
Prairie View A&M	1-0
Sacramento State	1-0
San Diego	2-2
San Diego State	1-1
Seattle	1-0
Stanford	0-1
Syracuse	0-1
TCU	0-1
Texas	1-1
UC Irvine	1-0
UCLA	1-1
UC Santa Barbara	2-0
UNLV	0-1
USC	0-1
Utah Valley	1-0
Valdosta State	1-0
Washington State	1-0

RECORD BY VENUE

Home	23-7
Away	7-13
Neutral	3-2

HOME OPENERS

Year	Opponent	W/L	Score	Rec.
1963-64	Chapman	W	62-4	1-0
1964-65	Cal State Los Angeles	W	39-29	2-0
1965-66	Cal State Fullerton	L	44-39	2-1
1966-67	Cal Poly	W	50-27	3-1
1967-68	UCLA	L	38-29	3-2
1968-69	Cal Poly	W	42-38	4-2
1969-70	Occidental	W	51-45	5-2
1970-71	Cal Poly	W	38-30	6-2
1971-72	Cal State Fullerton	L	57-43	6-3
1972-73	Cal Poly Pomona	W	46-44	7-3
1973-74	Cal State Los Angeles	W	38-30	8-3
1974-75	San Diego State	W	71-47	9-3
1975-76	Fresno State	W	62-60	10-3
1976-77	Cal State Northridge	W	97-74	11-3
1977-78	New Mexico State	W	91-43	12-3
1978-79	San Jose State	W	90-69	13-3
1979-80	Drake	W	97-67	14-3
1980-81	Fresno State	W	85-40	15-3
1981-82	Washington State	W	86-45	16-3
1982-83	Pepperdine	W	92-52	17-3
1983-84	San Francisco	W	104-65	18-3
1984-85	Wyoming	W	112-38	19-3
1985-86	Nevada	W	88-46	20-3
1986-87	Arizona State	W	106-69	21-3
1987-88	UCLA	W	103-57	22-3
1988-89	Nebraska	W	84-78	23-3
1989-90	California	W	98-74	24-3
1990-91	Texas	W	80-74	25-3
1991-92	USC	W	60-59	26-3
1992-93	St. John's	L	82-76	26-4
1993-94	Rice	L	78-65	26-5
1994-95	Louisiana Tech	L	88-56	26-6
1995-96	California	W	97-91	27-6
1996-97	Fresno State	L	66-51	27-7
1997-98	San Diego	W	61-53	28-7
1998-99	Fresno State	W	72-56	29-7
1999-00	San Diego	W	73-60	30-7
2000-01	Northwestern	W	91-77	31-7
2001-02	Syracuse *	L	76-70	31-8
2002-03	San Diego	L	73-58	31-9
2003-04	Eastern Washington	W	74-65	32-9
2004-05	Montana	W	61-53	33-9
2005-06	USC	W	51-46	34-9
2006-07	Santa Clara	L	76-67	34-10
2007-08	Loyola Marymount	L	83-68	34-11
2008-09	San Diego State	L	67-59	34-12
2009-10	Prairie View A&M	W	76-68	35-12
2010-11	Oregon	L	88-76	35-13
2011-12	Utah Valley	W	75-43	36-13
2012-13	Sacramento State	W	74-71	37-13
2013-14	Loyola Marymount	W	76-66	38-13
2014-15	Seattle	W	85-73	39-13
2015-16	San Diego State	W	74-54	40-13
2016-17	Houston	W	65-55	41-13
2017-18	Pepperdine	L	83-71	41-14

*Denotes overtime

RECORD BY TEAM

Arizona State	1-0
Chapman	1-0
California	2-0
Cal Poly	3-0
Cal Poly Pomona	1-0
Cal State Fullerton	0-2
Cal State Los Angeles	2-0
CSUN	1-0
Drake	1-0
Eastern Washington	1-0
Fresno State	3-1
Houston	1-0
Louisiana Tech	0-1
Loyola Marymount	1-1
Montana	1-0
Nebraska	1-0
Nevada	1-0
New Mexico State	1-0
Northwestern	1-0
Occidental	1-0
Oregon	0-1
Pepperdine	1-1
Prairie View A&M	1-0
Rice	0-1
Sacramento State	1-0
St. John's	0-1
San Diego	2-1
San Diego State	2-1
San Francisco	1-0
San Jose State	1-0
Santa Clara	0-1
Seattle	1-0
Syracuse	0-1
Texas	1-0
UCLA	1-1
USC	2-0
Utah Valley	1-0
Washington State	1-0
Wyoming	1-0

BIG WEST CONFERENCE OPENERS

Year	Opponent	W/L	Score	Rec.
1985-86	Cal State Fullerton	W	95-53	1-0
1986-87	at UNLV	W	117-84	2-0
1987-88	at UC Irvine	W	91-68	3-0
1988-89	UC Santa Barbara	W	94-62	4-0
1989-90	UNLV	L	99-87	4-1
1990-91	New Mexico State	W	98-90	5-1
1991-92	at UC Irvine	W	72-53	6-1
1992-93	UC Irvine	W	82-74	7-1
1993-94	at Cal State Fullerton	W	81-76	8-1
1994-95	at UNLV	W	60-58	9-1
1995-96	at UC Santa Barbara	L	96-63	9-2
1996-97	Cal State Fullerton *	W	102-94	10-2
1997-98	Nevada	L	69-60	10-3
1998-99	at North Texas	L	68-58	10-4
1999-00	North Texas	W	70-66	11-4
2000-01	UC Irvine	W	80-68	12-4

2001-02	at UC Riverside	L	89-78	12-5
2002-03	at UC Irvine	W	64-50	13-5
2003-04	at UC Santa Barbara	L	78-67	13-6
2004-05	UC Santa Barbara *	L	85-80	13-7
2005-06	UC Santa Barbara	W	58-52	14-7
2006-07	at UC Santa Barbara	L	71-60	14-8
2007-08	UC Santa Barbara	L	70-62	14-9
2008-09	at UC Santa Barbara	L	66-48	14-10
2009-10	UC Riverside	W	55-46	15-10
2010-11	UC Santa Barbara	L	70-43	15-11
2011-12	UC Riverside	W	70-59	16-11
2012-13	Cal Poly	W	62-52	17-11
2013-14	UC Irvine *	W	84-75	18-11
2014-15	UC Irvine	W	57-40	19-11
2015-16	Hawai'i	L	67-55	19-12
2016-17	Hawaii	W	68-57	20-12
2017-18	at UC Santa Barbara	L	51-44	20-13

*Denotes overtime

RECORD BY TEAM

Cal Poly	1-0
Cal State Fullerton	3-0
Hawai'i	1-1
Nevada	0-1
New Mexico State	1-0
North Texas	1-1
UC Irvine	7-0
UC Riverside	2-1
UC Santa Barbara	2-8
UNLV	2-1

RECORD BY VENUE

Home	14-6
Away	6-7

RECORD BY OPPONENT

ALABAMA (0-1)

11/29/04 N L 66-84

ALASKA ANCHORAGE (1-0)

11/26/14 A W 69-60

ARIZONA (15-6)

12/9/77 H W 112-54
 1/11/80 H W 110-51
 2/9/80 A W 92-58
 1/10/81 H W 93-39
 2/7/81 A W 68-43
 1/8/82 A W 77-53
 2/4/82 H W 84-48
 1/8/83 H W 106-69
 2/25/83 A W 94-67
 1/20/84 A W 75-61
 2/18/84 H W 77-53
 1/25/85 A W 86-67
 2/23/85 H W 85-55
 12/4/90 H W 106-62
 1/5/92 A L 56-66
 12/1/96 H L 57-97
 12/12/06 A L 39-77
 12/9/07 H L 53-66
 12/14/08 A L 46-56
 12/11/11 A L 42-66
 12/2/12 H W 71-61
 11/28/17 A W 80-72

ARIZONA STATE (15-2)

12/10/77 H W 118-59
 1/12/79 H W 100-64
 1/10/80 H W 73-52
 2/8/80 A W 64-53
 1/9/81 H W 89-37
 2/6/81 A W 84-38
 1/9/82 A W (2ot) 90-89
 2/6/82 H W 81-66
 1/6/83 H L 81-84
 2/26/83 A W 96-82
 1/21/84 A W 86-68
 2/16/84 H W 78-51
 1/26/85 A W 95-78
 2/21/85 H W 88-76
 11/25/85 A W 93-88
 12/2/86 H W 106-69
 12/8/13 A L (ot) 67-74

ARKANSAS (1-0)

12/12/86 H W 76-58

ARMY (0-1)

12/18/06 H L 59-69

AUBURN (0-2)

12/12/87 H L 76-87
 4/1/88 N L 55-68

BAKERSFIELD (0-3)

2/16/08 H L 62-65
 1/13/09 A L 57-73
 1/23/10 H L 68-72

BAYLOR (1-0)

12/6/85 H W 98-54

BELMONT (0-1)

12/20/02 H L 66-76

BIOLA (4-0)

1/5/78 H W 92-62
 1/25/79 A W 82-69
 12/4/80 H W 87-60
 12/16/16 H W 76-48

BOISE STATE (5-4)

1/17/97 A L 79-82
 1/30/98 H L 60-75
 1/28/99 A L 56-60
 3/3/99 N W (ot) 76-74

2/4/00 H W 70-61
 3/8/00 N W 70-65
 1/21/01 A L 66-71
 2/18/01 H W 87-66
 11/25/14 N W 68-50

BOSTON UNIVERSITY

12/4/16 N W 61-48

BYU (3-1)

3/2/71 H W 52-37
 12/10/83 H W 90-86
 3/16/85 N W 112-85
 12/20/08 H L 49-66

CAL (11-6)

3/2/79 H W 75-56
 12/21/79 H W 93-91
 3/6/80 H W 79-56
 12/12/80 H W 99-79
 12/12/81 A W 70-63
 12/7/82 H W 76-65
 3/2/85 A W 85-64
 12/5/89 H W 98-74
 3/14/90 H W 87-84
 12/29/90 A L 66-85
 12/1/95 H W 97-91
 12/7/96 A L 53-70
 12/12/04 A L 64-69
 12/21/09 H L 71-80
 12/11/10 A L 56-82
 11/8/13 A L 51-70
 12/13/14 H W (ot) 58-56

CAL POLY (45-22)

1964-65 H W 66-25
 1966-67 H W 50-27
 1966-67 N W 44-36
 2/8/69 H W 42-38
 2/20/70 A W 58-28
 3/7/70 H W 48-25
 2/19/71 A L 30-34
 2/26/71 H W 38-30
 2/25/72 A W 55-37
 3/10/72 H W 45-32
 2/16/73 H W 65-34
 2/24/73 A W 57-32
 1/31/76 H W 81-41
 2/28/76 A W 85-33
 11/25/95 N W 66-51
 1/23/96 H W 75-64
 1/25/97 A L 67-70
 2/27/97 H W 80-63
 2/6/98 H W 81-64
 2/13/98 A W 75-58
 2/7/99 A W 87-51
 2/14/99 H W 80-59
 2/11/00 H W 69-65
 2/18/00 A W 90-73
 2/2/01 H W 80-70
 3/1/01 A L 62-72
 3/9/01 N W 93-68
 1/24/02 H W 69-60
 2/24/02 A L 64-67
 3/6/02 N W 77-72
 1/30/03 A L 56-61
 3/1/03 H W 75-65
 3/12/03 N W 76-62
 1/5/04 A L 64-68
 3/4/04 H L 56-64
 3/11/04 N W 58-55
 12/30/04 H W 57-48
 3/3/05 A L 60-66
 1/9/06 H W 78-58
 2/16/06 A W 74-59
 1/6/07 A L 50-61
 2/8/07 H L 56-67
 3/8/07 N W 70-67
 1/5/08 H L 59-76
 3/6/08 A W 78-62
 1/4/09 A L 66-74

3/5/09 H L 63-70
 1/16/10 A L 63-86
 2/11/10 H W 72-65
 1/2/11 H L 72-83
 2/26/11 A L 48-61
 1/21/12 H W 74-67
 2/23/12 A L 41-68
 3/9/12 N W 51-48
 1/3/13 H W 62-52
 3/9/13 A W 71-58
 1/18/14 H L (ot) 102-107
 2/15/14 A W 85-72
 1/15/15 A W 85-74
 2/14/15 H L (ot) 57-58
 1/30/16 H W 65-53
 2/24/16 A W 61-56
 3/9/16 H W 54-52
 1/14/17 N W 83-80
 2/16/17 A L 67-69
 1/25/18 H L 64-75
 2/10/18 A L 61-70

CAL POLY POMONA (16-6)

4/9/70 N W 60-28
 4/15/71 N W 52-34
 2/17/72 A W 41-20
 2/9/73 H W 46-44
 2/5/74 H W 50-35
 2/11/74 A W 64-43
 3/31/74 N W 58-45
 1/30/75 A L 56-61
 2/19/75 H W 66-60
 3/1/75 N W 56-53
 12/20/75 A W 55-53
 2/20/76 A L 61-64
 12/19/76 A L 67-81
 2/4/77 H W 72-67
 2/16/77 A L 62-63
 1/28/78 H L 57-64
 3/11/78 N W 97-63
 2/24/79 A L (ot) 68-69
 3/8/79 N W 75-74
 1/17/80 H W 87-82
 12/6/80 A W 95-59
 2/9/82 H W 81-68

CAL STATE EAST BAY (2-0)

3/4/71 H W 71-35
 3/9/73 N W 30-28

CS FULLERTON (73-40)

1965-66 H L 39-44
 1965-66 A L 29-38
 1965-66 N W 43-38
 1966-67 H W 31-30
 1966-67 N L 31-47
 1967-68 H W 45-39
 1967-68 N L 27-42
 3/18/69 A L 34-35
 4/11/69 N L 33-42
 3/17/70 A L 37-53
 4/1/70 H W 57-53
 4/11/70 A L 45-63
 3/16/71 A L 38-49
 4/17/71 A L 39-54
 3/4/72 H L 43-57
 3/22/72 A L 28-49
 4/15/72 A L 42-54
 4/7/73 H L 38-55
 1/22/74 A L 46-56
 4/2/74 N L 48-59
 2/3/75 H L 51-60
 2/28/75 N L 57-78
 3/8/75 N L 60-68
 2/7/76 H L 60-64
 3/14/76 N L 59-78
 2/2/77 H W 79-74
 3/3/77 A L 60-83
 2/1/78 A W 75-62
 3/2/78 H L 76-78
 3/9/78 A W 67-63

2/1/79 H W 78-69
 2/28/79 A W 85-67
 1/30/80 A W 84-70
 2/27/80 H W 87-81
 1/30/81 A W 96-68
 2/26/81 H W 96-72
 2/11/82 H W 87-71
 3/6/82 A W 84-67
 2/11/83 A W 85-77
 3/4/83 H W 98-75
 1/28/84 H W 83-72
 3/10/84 A W 68-50
 2/8/85 A W 66-62
 3/9/85 H W 96-69
 12/11/85 H W 95-53
 1/25/86 A W 97-53
 1/12/87 A W 96-61
 2/28/87 H W 107-63
 1/30/88 A W 83-48
 2/20/88 H W 80-43
 1/21/89 H W 84-50
 2/16/89 A W 71-54
 3/10/89 H W 81-61
 1/9/90 A W 92-62
 1/30/90 H W 69-66
 1/21/91 A L 63-75
 2/6/91 H W 79-68
 3/9/91 H W 71-60
 1/14/92 A W 71-65
 3/5/92 H W 69-64
 1/4/93 H W 80-78
 3/4/93 A W 99-73
 1/6/94 A W 81-76
 1/20/94 H W 66-52
 1/31/95 H W 97-71
 2/24/95 A W 74-71
 1/7/96 A W 83-68
 2/2/96 H W 78-70
 1/10/97 H W (ot) 102-94
 2/16/97 A L 80-92
 1/22/98 A L 59-61
 2/22/98 H L 87-96
 1/22/99 H W 91-42
 2/21/99 A W 76-48
 1/29/00 A W 91-70
 2/25/00 H W 82-46
 1/14/01 H W 82-58
 2/11/01 A W 94-45
 1/5/02 A W 90-61
 2/1/02 H W 82-63
 2/6/03 A W 76-63
 2/13/03 H L 74-77
 1/15/04 A W 77-65
 2/14/04 H W 74-43
 1/13/05 H W 76-68
 2/12/05 A W 67-50
 1/19/06 H W 64-59
 2/4/06 A L 61-62
 1/18/07 A L 57-68
 2/17/07 H W 73-59
 1/31/08 A L 75-66
 2/21/08 H W 80-62
 3/12/08 N L 51-69
 1/29/09 A W 54-51
 2/28/09 H L 61-70
 1/7/10 H L 60-67
 2/4/10 A L 67-76
 1/19/11 H L 65-77
 1/29/11 A L 48-64
 1/28/12 A L 53-74
 3/1/12 H W 62-61
 1/19/13 H W 45-39
 2/14/13 A W 58-56
 3/12/13 N L 48-54
 2/1/14 A W 83-64
 3/1/14 H L 55-71
 3/11/14 H W 64-60
 1/31/15 H W 74-70
 2/28/15 A W 69-62
 1/9/16 A W 82-61
 1/20/16 H W 62-57

CS LOS ANGELES (25-1)

1963-64 A W 48-32
 1964-65 H W 39-29
 1964-65 A W 43-34
 1965-66 A W 48-26
 1965-66 H W 61-9
 1966-67 H W 38-29
 1966-67 A W 34-26
 1967-68 H W 45-34
 1967-68 A W 48-32
 1967-68 N W 49-39
 1967-68 N W 44-22
 3/11/69 A W 50-30
 2/24/70 A W 63-20
 3/13/70 H W 76-19
 2/23/71 A L 32-33
 3/31/71 H W 47-28
 3/7/72 A W 41-33
 4/4/72 H W 49-44
 2/20/73 H W 40-34
 3/6/73 A W 50-25
 2/1/74 H W 38-30
 2/23/74 A W 54-36
 1/28/75 A W 57-38
 2/10/75 H W 74-36
 11/20/79 H W 85-58
 12/9/81 H W 118-62

CSUN (42-18)

1963-64 A W 48-26
 1963-64 H W 61-22
 1964-65 H W 46-26
 1964-65 A W 41-16
 1965-66 H W 33-32
 1965-66 N W 52-40
 1966-67 H L 28-32
 1966-67 A L 35-41
 1967-68 H W 58-23
 3/15/73 A W 45-42
 4/5/73 H W 64-28
 2/26/75 N W 61-52
 3/4/76 H W 75-60
 12/18/76 N W 83-66
 1/7/77 N L 73-74
 1/11/77 H W 97-74
 2/22/77 A L 75-77
 3/10/77 H W 78-68
 2/28/78 H W 89-61
 12/13/78 H W 72-48
 1/18/95 H W 85-67
 12/19/95 A W 75-72
 11/26/96 H W 65-56
 12/7/97 A L 66-69
 1/18/02 A W 83-62
 2/17/02 H W 84-65
 1/23/03 H W 72-59
 2/22/03 A W 75-66
 1/10/04 H L 52-66
 2/5/04 A W 57-53
 1/8/05 A W 89-74
 2/3/05 H L 63-66
 1/15/06 A W 102-62
 2/23/06 H L 62-77
 1/13/07 H L 63-73
 2/1/07 A L 60-74
 1/26/08 H W 71-56
 2/23/08 A W 49-48
 1/17/09 A L (ot) 84-88
 2/11/09 H W 63-50
 1/28/10 H W 65-49
 2/6/10 A W 86-67
 1/5/11 A W 64-50
 2/9/11 H W 74-64
 1/7/12 H L 50-57
 2/11/12 A W (2ot) 75-72
 3/6/12 A W 57-52

RECORD BY OPPONENT

1/9/13	A	L	52-73
2/9/13	H	W	70-63
1/25/14	A	L	54-77
3/6/14	H	L	49-52
1/24/15	H	L	52-67
3/5/15	A	L	61-77
2/4/16	H	W (ot)	74-71
3/5/16	A	W	79-69
2/2/17	A	L	56-63
3/2/17	H	W	63-60
3/10/17	N	W	61-60
2/8/18	A	W	59-51
3/3/18	H	W	67-54

CAL WESTERN (1-0)

1964-65	A	W	44-15
---------	---	---	-------

CANISIUS (1-0)

12/20/12	H	W (ot)	72-67
----------	---	--------	-------

CENTENARY (1-0)

12/30/01	H	W	95-55
----------	---	---	-------

CENTRAL CONNECTICUT (1-0)

12/30/96	N	W	73-59
----------	---	---	-------

CHAPMAN (1-0)

1963-64	H	W	62-4
---------	---	---	------

CHARLOTTE (1-1)

12/6/87	N	W	94-56
12/29/94	N	L	74-82

CHEYNEY STATE (1-1)

1/14/83	A	L	54-71
11/30/84	N	W	91-42

CHICO STATE (2-0)

3/7/71	N	W	60-38
1/10/75	A	W	66-48

COLORADO (4-2)

1/14/81	H	W	57-55
3/19/88	H	W	103-64
1/2/94	H	L	55-79
12/19/94	A	L	42-85
12/30/14	A	W	62-56
12/6/15	H	W	59-42

COLORADO STATE (0-3)

12/21/94	A	L	72-79
3/22/00	A	L	63-65
11/28/03	A	L	49-67

COLUMBIA (3-0)

11/25/11	A	W	70-61
12/29/12	H	W	79-50
12/31/16	H	W	73-60

CREIGHTON (0-1)

3/18/92	A	L	66-79
---------	---	---	-------

DARTMOUTH (2-0)

12/14/85	H	W	104-46
12/16/11	H	W	66-52

DELAWARE (0-1)

11/25/00	N	L	65-66
----------	---	---	-------

DELTA STATE (0-1)

12/3/76	N	L	58-84
---------	---	---	-------

DENVER (2-0)

1/5/14	H	W	88-68
12/28/15	A	W	48-41

DETROIT (1-0)

12/1/84	A	W	70-67
---------	---	---	-------

DRAKE (2-1)

3/17/78	N	W	81-71
11/17/79	H	W	97-67
3/19/82	N	L	78-91

DUKE (0-1)

11/25/16	H	L	46-83
----------	---	---	-------

EAST TENNESSEE STATE (1-0)

12/20/98	H	W	91-61
----------	---	---	-------

EASTERN WASHINGTON (2-1)

11/24/89	N	W	94-61
11/27/02	A	L	49-62
11/23/03	H	W	74-66

FAIRFIELD (4-0)

1/11/85	A	W	92-57
1/3/87	H	W	78-53
12/28/01	H	W	83-77
12/30/06	H	W	62-61

FLORIDA (0-2)

12/1/02	H	L	69-72
12/3/16	N	L	53-83

FLORIDA A&M (1-0)

12/19/10	H	W	72-62
----------	---	---	-------

FLORIDA ATLANTIC (1-0)

12/19/14	H	W	85-60
----------	---	---	-------

FLORIDA STATE (0-2)

11/22/98	A	L	64-94
12/21/13	H	L	57-72

FORDHAM (0-1)

3/16/79	A	L	52-62
---------	---	---	-------

FRESNO STATE (21-11)

1966-67	A	L	31-34
1966-67	H	W	37-20
4/8/69	N	W	57-27
4/8/72	H	W	55-39
2/28/74	N	W	56-45
3/8/74	A	L	39-45
1/11/75	N	L	57-59
12/19/75	N	W	86-44
2/6/76	H	W	62-60
2/14/76	A	W	54-48
11/29/80	H	W	85-40
12/9/83	H	W	83-55
1/17/87	H	W	114-70
1/31/87	A	W	79-78
1/9/88	H	W	72-56
2/4/88	A	W	79-64
1/5/89	A	W	90-63
2/4/89	H	W	116-77
1/27/90	A	W	78-68
2/22/90	H	W	104-98
1/23/91	H	L	72-73
2/23/91	A	W	75-58
1/9/92	H	W	79-43
2/8/92	A	L (ot)	84-86
3/11/92	H	W	86-60
11/23/96	H	L	51-66
12/9/97	A	L	66-80
11/13/98	H	W	72-56
1/4/00	A	L	60-62
12/9/03	H	L	65-70
12/7/07	H	L	55-66
12/29/08	A	L	63-76

GEORGIA (0-5)

3/23/85	N	L	82-97
12/31/85	H	L	68-93
1/20/88	A	L	64-74
3/21/91	N	L	77-87
12/20/99	H	L	67-87

GRAMBLING (1-1)

12/10/88	H	W	108-59
11/27/99	N	L	74-79

GRAND CANYON (1-0)

12/7/17	A	W	65-63
---------	---	---	-------

HARTFORD (0-1)

12/27/00	N	L	57-69
----------	---	---	-------

HARVARD (1-0)

12/7/13	N	W	72-67
---------	---	---	-------

HAWAI'I (18-19)

1/31/86	A	W	91-59
2/2/86	A	W	71-52
2/5/87	A	W	67-51
2/7/87	A	L (ot)	66-67
2/25/88	H	W	77-65
3/5/88	H	W	108-77
2/10/89	A	W	86-80
2/11/89	A	W	82-72
2/27/90	A	L	84-86
3/1/90	A	L	70-76
2/19/91	H	W	82-51
2/20/91	H	W	73-63
3/6/91	H	W	99-59
1/17/92	A	W	75-54
1/19/92	A	W	75-72
1/8/93	H	L	67-69
1/13/93	H	L	90-91
2/18/94	A	L	53-68
2/20/94	A	L	71-76
1/8/95	H	W	86-59
2/5/95	A	W	72-59
1/19/96	A	L	59-62
2/18/96	H	W	82-67
1/13/13	A	L	57-65
2/7/13	H	L	54-61
1/30/14	H	W	74-72
2/27/14	A	L	71-82
3/12/14	H	L	49-52
1/29/15	A	L	64-72
2/26/15	H	L	46-47
1/7/16	H	L	55-67
2/11/16	A	L	42-60
3/11/16	N	L	60-76
1/5/17	H	W	68-57
3/4/17	A	L	63-66
1/3/18	A	L	66-74
2/24/18	H	W (ot)	85-80

HOUSTON (5-1)

11/24/78	N	W	96-82
1/12/86	A	W	94-84
12/20/04	H	W	54-52
11/20/05	A	L	57-66
11/19/15	A	W	47-41
11/18/16	H	W	65-55

HOWARD (1-0)

3/12/82	H	W	95-57
---------	---	---	-------

HUMBOLDT STATE (1-0)

1/9/75	N	W	86-16
--------	---	---	-------

IDAHO (14-4)

2/19/97	H	W	83-74
2/26/98	A	L	62-93
2/25/99	H	W	74-67
3/4/00	A	W	79-68
1/19/01	A	W	75-69
2/16/01	H	W	92-70
3/7/01	N	W	82-73
1/13/02	H	W	68-57
2/10/02	A	W	76-60
1/15/02	A	W	73-61
2/15/03	H	L	48-55
1/29/04	H	W	75-67
2/28/04	A	W (ot)	68-66

1/27/05	A	L	55-70
2/26/05	H	W	78-75
3/11/05	N	L	67-69
12/7/08	A	W	55-54
12/20/09	H	W	65-53

ILLINOIS (1-2)

1/13/82	A	L (3ot)	91-97
12/21/83	H	W	63-54
11/26/10	N	L	48-69

ILLINOIS STATE (2-2)

3/18/72	N	W	59-41
1/14/82	A	L	71-75
12/30/84	H	W	105-63
12/20/17	H	L	51-59

IMMACULATA (0-2)

3/24/76	N	L	65-84
12/4/76	N	L	73-75

INDIANA (1-2)

12/7/85	H	W	85-61
12/19/00	H	L	66-82
12/16/01	A	L	56-88

IONA (0-2)

11/26/11	A	L	73-78
11/11/12	H	L	58-60

IOWA (1-1)

12/5/87	N	L	75-82
3/26/88	H	W	98-78

KANSAS (2-0)

12/20/80	N	W	73-72
1/2/81	H	W	90-77

KANSAS STATE (3-1)

3/23/73	N	L	43-49
1/21/78	H	W	90-88
11/29/78	A	W	70-62
12/8/90	H	W	90-64

KENT (0-1)

11/23/98	N	L	66-86
----------	---	---	-------

KENTUCKY (0-1)

3/23/78	N	L	69-76
---------	---	---	-------

LAMAR (0-1)

12/28/91	N	L	71-76
----------	---	---	-------

LIBERTY (0-1)

12/29/96	N	L	55-66
----------	---	---	-------

LIU BROOKLYN (1-0)

12/28/14	H	W	71-63
----------	---	---	-------

LSU (2-3)

1/11/79	H	W	80-78
12/1/88	A	L	73-78
1/2/91	H	L	63-67
12/16/14	H	W	59-44
11/21/15	A	L	53-59

LOUISIANA TECH (2-11)

12/19/79	N	L	82-86
3/18/80	A	L	70-96
1/28/81	H	L	73-78
1/19/82	A	L	46-74
12/21/82	N	L	59-91

RECORD BY OPPONENT

NEVADA (14-6)

11/30/86	H	W	88-46
1/11/93	A	L	72-80
2/6/93	H	W	63-61
12/11/93	N	L	79-82
1/29/94	A	W	72-56
2/24/94	H	W	80-51
3/8/94	N	W	94-58
1/13/95	A	W	77-69
2/12/95	H	L	68-69
1/26/96	H	W (2ot)	95-88
2/25/96	A	W	79-67
2/7/97	A	L	55-70
3/5/97	A	W (ot)	79-69
1/9/98	H	L	60-69
1/17/99	H	W	64-45
1/21/00	A	W	77-72
3/10/00	A	W	97-87
12/8/11	H	W (ot)	61-58
11/15/13	A	L	61-91
11/11/16	A	W(ot)	97-93

NEW MEXICO (1-0)

3/16/00	A	W	87-63
---------	---	---	-------

NEW MEXICO STATE (8-14)

11/21/77	H	W	91-43
1/6/91	H	W	98-90
2/2/91	A	W	111-81
2/1/92	H	W	96-88
2/27/92	A	L	83-100
3/12/92	H	W	87-68
1/30/93	A	L	64-73
2/25/93	H	L	62-64
2/5/94	H	L	54-71
2/26/94	A	L	80-93
1/5/95	A	L	74-88
3/2/95	H	L	60-65
1/14/96	H	L	48-51
2/9/96	A	L	56-73
1/31/97	H	L	60-68
1/16/98	A	L	69-83
1/15/99	H	W	66-45
1/23/00	A	L	53-66
11/25/02	H	W	78-67
12/22/08	H	W	74-61
11/20/09	A	L	56-69
12/21/17	H	L	63-72

NEW ORLEANS (1-0)

12/20/03	H	W	70-68
----------	---	---	-------

NORTH CAROLINA CENT. (1-0)

11/28/10	N	W	78-61
----------	---	---	-------

NJIT (0-1)

12/28/17	A	L	57-73
----------	---	---	-------

NC STATE (2-2)

3/15/80	H	W	86-72
12/23/91	H	W	92-80
12/2/93	A	L	57-75
12/21/10	H	L	72-92

NORTH TEXAS (4-1)

2/2/97	H	W	88-75
1/18/98	A	W	81-69
1/7/99	A	L	58-68
3/5/99	N	W	88-68
1/16/00	H	W	70-66

NORTHERN ARIZONA (3-1)

2/25/85	H	W	95-61
12/28/02	A	L	54-76
12/18/03	H	W	62-47
11/27/15	N	W	69-48

NORTHERN ILLINOIS (0-1)

11/24/01	N	L (ot)	66-73
----------	---	--------	-------

NORTHWESTERN (2-2)

1/16/82	A	L	58-75
12/21/84	H	W	93-54
12/15/00	H	W	91-77
12/18/01	A	L	39-54

NORTHWESTERN STATE (2-0)

12/14/89	H	W	89-66
11/28/15	N	W	60-59

OCCIDENTAL (3-0)

3/3/69	H	W	70-43
2/6/70	H	W	51-45
4/10/70	N	W	65-51

OHIO (0-1)

12/5/00	A	L	82-91
---------	---	---	-------

OHIO STATE (2-1)

3/21/87	N	W	102-82
3/23/89	N	W	89-83
12/3/00	A	L	55-102

OKLAHOMA STATE (2-2)

12/29/91	N	W	73-56
12/21/98	H	W	62-53
12/12/99	A	L	61-93
12/20/16	N	L	57-63

OLD DOMINION (3-8)

3/18/78	N	L	58-77
1/7/80	H	L	56-84
1/14/81	A	L	71-87
3/24/81	N	L	60-76
1/5/82	H	W	73-67
1/12/83	A	L	58-81
1/11/84	H	L	51-75
1/7/85	A	L	71-84
1/5/86	H	W	89-73
11/29/86	N	W	94-61
1/22/88	A	L	76-85

OMAHA (1-0)

12/1/13	H	W	77-61
---------	---	---	-------

ORAL ROBERTS (0-1)

12/1/17	N	L	58-64
---------	---	---	-------

OREGON (5-6)

12/4/80	H	W	91-80
12/17/82	A	W (ot)	75-74
12/20/82	N	W	71-53
1/3/86	H	W	92-78
12/5/86	A	W	82-69
11/24/95	A	L	56-79
11/19/06	H	L	33-44
11/29/07	A	L	45-66
12/06/09	A	L	70-102
11/19/10	H	L	76-88
3/17/16	A	L	76-84

OREGON STATE (4-4)

3/24/83	N	W	92-72
12/20/85	H	W	112-81
12/7/86	A	W	73-62
12/19/92	H	L	78-92
12/13/98	A	L	52-69
12/5/99	H	W	66-56
11/13/10	A	L	39-71
3/17/17	A	L	55-56

PACIFIC (40-24)

2/13/86	H	W	121-86
2/24/86	A	W	90-78
1/24/87	H	W	114-65
2/14/87	A	W	99-46
3/5/87	H	W	123-65
1/28/88	H	W	106-52
2/27/88	A	W	98-57
3/10/88	H	W	77-50

1/26/89	A	W	87-65
2/23/89	H	W	96-71
1/13/90	H	W	90-70
2/8/90	A	W	82-64
3/10/90	N	W	85-83
1/25/91	H	W	71-69
2/25/91	A	W	91-73
2/6/92	A	W	66-57
2/13/92	H	L (ot)	85-89
1/16/93	H	W	69-64
2/11/93	A	L	55-75
1/15/94	A	L	63-65
2/11/94	H	W	88-76
1/15/95	A	W	84-73
2/10/95	H	L	71-86
1/28/96	H	L	67-64
2/23/96	A	L (2ot)	95-98
3/7/96	N	L	80-90
1/19/97	H	W	71-58
2/23/97	A	L	50-58
2/1/98	A	L	53-66
2/28/98	H	W	78-77
1/30/99	H	W	74-57
2/27/99	A	L	69-73
2/6/00	H	W	74-70
3/2/00	A	W	61-47
1/28/01	H	W	88-69
3/25/01	A	W	91-77
1/20/02	A	L	79-82
2/15/02	H	W	77-72
1/25/03	H	W	60-55
2/20/03	A	L	65-66
3/13/03	N	L	51-71
1/8/04	H	L	62-71
2/7/04	A	L (ot)	63-67
1/6/05	A	W	68-60
2/5/05	H	W	74-48
1/13/06	A	W	74-61
2/11/06	H	W	77-54
1/11/07	H	W	70-52
2/3/07	A	L	72-77
1/10/08	A	W	62-56
2/9/08	H	W	69-57
1/8/09	H	L	62-76
2/7/09	A	L (2ot)	92-98
2/20/10	A	W (2ot)	87-77
2/27/10	H	L	67-77
1/15/11	A	L	65-76
1/27/11	H	W	73-60
1/12/12	A	L	56-93
2/28/12	H	L	68-73
2/2/13	A	L	53-69
2/28/13	H	L	53-59
12/20/14	H	W	53-43
12/2/15	A	W	68-60
12/7/16	H	W	66-58

PEPPERDINE (13-4)

2/3/79	A	W	78-63
2/22/79	H	W	69-64
12/1/79	N	W	93-55
1/31/81	H	W	92-73
3/12/81	A	W	80-57
2/27/82	A	W	83-70
12/3/82	H	W	92-52
11/29/83	A	W	94-51
12/14/84	H	W	92-66
12/4/96	A	L	55-80
1/3/98	H	L	44-61
12/21/05	H	W (2ot)	81-75
12/16/06	A	L	42-69
11/30/13	H	W	74-61
12/3/14	A	W	78-69
11/13/16	A	W	44-41
11/10/17	H	L	71-83

PHILLIPS (1-0)

11/27/78	A	W	86-73
----------	---	---	-------

PITTSBURGH (0-1)

12/3/04	N	L	62-64
---------	---	---	-------

PORTLAND STATE (4-4)

3/25/76	N	W	74-54
12/19/82	A	W	79-43
12/11/98	A	L	56-64
12/15/99	H	L	47-54
12/1/07	A	L	71-73
12/1/08	H	L	56-71
11/29/14	A	W	62-58
11/15/15	H	W	89-71

PRAIRIE VIEW A&M (1-1)

11/13/09	H	W	76-68
12/3/10	N	L	52-62

QUEENS COLLEGE (0-1)

3/19/72	N	L	51-55
---------	---	---	-------

QUINNIPIAC (0-1)

12/21/16	N	L	60-63
----------	---	---	-------

RICE (1-2)

12/21/93	H	L	65-78
11/28/09	N	W	68-64
12/4/10	A	L	61-78

RICHMOND (2-0)

11/26/05	H	W	59-51
12/20/13	H	W	73-61

RUTGERS (2-2)

3/17/79	N	L	84-96
12/19/80	N	L	64-71
3/21/81	H	W	77-73
1/9/85	A	W	80-66

SACRAMENTO STATE (5-2)

3/7/75	N	W	57-54
1/2/76	N	W	68-63
3/11/76	N	W	61-58
1/17/96	H	W	85-79
1/5/97	A	L	60-73
11/19/11	A	L	67-74
11/9/12	H	W	74-71

SAINT FRANCIS (NY) (1-0)

12/27/01	H	W	106-58
----------	---	---	--------

SAINT FRANCIS (PA) (0-1)

11/29/97	N	L	60-76
----------	---	---	-------

SAINT JOHN'S (NY) (0-1)

12/12/92	H	L	76-82
----------	---	---	-------

SAINT JOSEPH'S (PA) (2-0)

3/19/89	H	W	84-65
12/28/89	N	W	88-71

SAINT MARY'S (CA) (1-0)

3/18/00	A	W	73-48
---------	---	---	-------

SAM HOUSTON STATE (1-0)

12/21/12	H	W	50-49
----------	---	---	-------

SAN DIEGO (7-9)

12/14/91	H	W	63-56
12/10/93	N	L	67-87
11/14/97	H	W	61-53
12/30/98	A	W	65-63
11/20/99	H	W	73-60
11/17/00	A	L	59-62
11/23/02			

RECORD BY OPPONENT

SAN JOSE STATE (29-1)

2/25/78	A	W	70-57
12/7/78	H	W	90-69
2/2/80	A	W	79-69
1/3/81	H	W	79-56
12/13/81	A	W	75-54
12/11/82	H	W	89-63
2/26/84	A	W	87-45
1/2/85	H	W	99-76
1/22/87	H	W	120-53
2/16/87	A	W	149-69
1/7/88	H	W	96-33
2/6/88	A	W	82-51
1/7/89	A	W	113-72
2/2/89	H	W	111-59
1/25/90	H	W	93-53
2/24/90	A	W	94-71
1/28/91	A	W	110-56
3/2/91	H	W	73-53
2/15/92	H	W	91-65
3/8/92	A	W	83-51
2/13/93	A	W	59-58
3/6/93	H	W	87-73
1/13/94	A	L	71-73
2/13/94	H	W	82-66
1/10/95	H	W	70-58
2/3/95	A	W	64-59
1/21/96	A	W	91-81
2/16/96	H	W (ot)	89-87
11/23/07	A	W	64-60
11/21/08	H	W	83-59

SANTA CLARA (0-4)

11/12/06	H	L	67-76
11/25/07	A	L	55-70
11/21/11	A	L	63-73
12/9/12	H	L	67-68

SEATTLE (2-2)

2/4/11	H	L	54-73
12/2/11	A	L	49-78
11/14/14	H	W	85-73
12/31/15	A	W	69-57

SOUTH ALABAMA (1-0)

12/4/92	N	W	82-66
---------	---	---	-------

SOUTH DAKOTA STATE (1-1)

12/30/05	H	W	58-55
12/3/06	A	L	41-85

SOUTH FLORIDA (1-0)

12/19/16	N	W	73-68
----------	---	---	-------

SOUTHERN (1-0)

12/19/05	H	W	76-38
----------	---	---	-------

SOUTHERN CONNECTICUT (1-0)

3/18/72	N	W	48-42
---------	---	---	-------

SOUTHERN ILLINOIS (1-0)

12/19/88	N	W	61-53
----------	---	---	-------

SOUTHERN UTAH (2-0)

12/7/90	H	W	107-45
12/5/94	H	W	88-74

STANFORD (8-7)

2/12/79	H	L	66-67
12/16/79	H	W	85-76
12/5/81	H	W	60-57
2/15/83	H	W	95-60
3/10/83	A	W	96-51
1/14/84	H	W	73-62
2/25/84	A	W	89-56
2/2/85	H	W	98-56
3/1/85	A	W	79-61
1/23/90	A	L	91-105
11/30/90	H	L	72-79

12/7/91	A	L	59-100
12/30/92	H	L	61-98
12/8/93	A	L	49-122
11/25/12	A	L	41-77

STEPHEN F. AUSTIN (2-2)

2/16/80	A	L	64-92
1/30/82	H	W	80-71
3/19/83	H	W	88-51
3/17/90	A	L	62-78

STETSON (1-0)

12/7/02	A	W (ot)	71-67
---------	---	--------	-------

STONY BROOK (1-0)

12/5/04	A	W	88-82
---------	---	---	-------

SYRACUSE (0-2)

11/17/01	H	L (ot)	70-76
11/13/11	A	L	42-81

TCU (0-1)

11/18/05	A	L (ot)	68-71
----------	---	--------	-------

TENNESSEE (3-4)

12/18/79	N	W	71-68
12/13/83	H	W	56-51
3/27/87	N	L	64-74
12/3/88	A	L	74-88
3/25/89	N	L	80-94
12/19/89	H	W	62-58
12/17/17	H	L	61-90

TENNESSEE-MARTIN (1-1)

3/16/72	N	L	43-53
12/19/99	H	W	90-64

TEXAS (2-7)

2/15/80	A	L	69-94
12/3/82	H	W	74-91
1/4/84	A	L	72-73
11/28/86	N	L	86-100
12/18/87	A	L	85-99
12/31/88	H	L	83-87
12/2/89	A	L	77-80
11/23/90	H	W	80-74
11/26/99	N	L	44-75

TEXAS A&M (1-0)

12/13/86	H	W	97-71
----------	---	---	-------

TEXAS-PAN AMERICAN (2-0)

2/14/09	H	W	78-58
11/22/09	N	W	79-56

TEXAS STATE (1-1)

12/19/91	H	W	69-57
12/5/92	N	L	50-69

TEXAS TECH (2-0)

11/26/77	N	W	69-66
3/15/86	H	W (ot)	78-73

TOLEDO (1-0)

12/11/87	H	W	95-53
----------	---	---	-------

UC DAVIS (18-15)

3/6/71	A	W	38-37
3/3/72	A	W	54-30
1/1/76	N	W	71-43
1/6/77	N	W	92-39
1/22/05	H	W	73-47
2/21/05	A	W	70-59
1/2/06	A	L	64-67
2/25/06	H	W	78-62
12/28/06	H	W	63-47
2/24/07	A	L	50-60
1/12/08	A	L	49-51
2/7/08	H	L	48-51
1/10/09	H	L	54-55
2/5/09	A	W	68-64
2/18/10	A	L	68-80

2/25/10	H	L	46-70
1/13/11	A	L	67-85
2/12/11	H	W	60-59
1/14/12	A	L	62-78
2/16/12	H	W	67-55
1/31/13	A	L	62-68
3/2/13	H	W	66-54
1/11/14	A	L	60-63
2/20/14	H	W	65-62
1/10/15	H	W	63-60
2/19/15	A	L	66-83
3/11/15	N	L	67-70
1/28/16	A	W	75-62
3/3/16	H	W	74-64
1/12/17	A	W	64-51
1/21/17	H	W	64-62
2/1/18	H	L	71-83
2/15/18	A	L	49-79

UC IRVINE (58-14)

2/21/84	H	W	61-35
11/24/85	A	W	87-60
1/23/86	H	W	95-55
2/28/86	A	W	90-66
1/10/87	A	W	104-55
2/26/87	H	W	87-54
1/2/88	A	W	91-68
2/11/88	H	W	101-41
12/17/88	H	W	108-44
3/2/89	A	W	97-68
3/8/89	N	W	91-59
2/3/90	A	W	88-64
2/17/90	H	W	114-43
1/17/91	A	W	81-44
2/11/91	H	W	74-42
1/2/92	A	W	72-53
2/23/92	H	W	81-60
1/2/93	H	W	82-74
2/18/93	A	W	90-81
1/17/94	H	W	72-51
3/5/94	A	W	85-74
1/27/95	H	L	51-66
2/26/95	A	W	62-54
3/6/95	N	L	60-71
1/10/96	A	W	78-65
2/4/96	H	W	65-62
1/12/97	H	W	81-71
2/14/97	A	W	77-68
3/6/97	N	L	50-57
1/24/98	A	L	55-81
2/20/98	H	L	60-68
1/24/99	H	W	73-58
2/19/99	A	W	69-57
1/27/00	A	W	74-62
2/27/00	H	W	72-66
1/12/01	H	W	80-68
2/9/01	A	W	74-65
1/10/02	H	W	91-60
3/2/02	A	W	67-58
1/5/02	A	W	64-50
3/6/03	H	W	97-65
1/24/04	A	W	57-51
2/21/04	H	L	50-60
1/19/05	H	W	74-50
2/17/05	A	W	66-47
1/28/06	H	W	79-50
3/4/06	A	W	67-65
1/27/07	H	W	54-53
3/3/07	A	W	77-63
3/7/07	N	W	76-64
2/2/08	H	L	64-76
2/28/08	A	W	59-53
1/31/09	H	L	62-68
2/26/09	A	W	66-65
1/9/10	H	W	67-55
1/21/10	A	L	61-68
1/8/11	A	L	59-77
1/22/11	H	W	80-79
12/31/11	H	W	63-51
2/2/12	A	L	61-86
1/26/13	H	W	71-61

2/21/13	A	L	57-65
1/9/14	H	W (ot)	84-75
2/6/14	A	L	58-78
1/8/15	H	W	57-40
2/5/15	A	W	62-46
1/16/16	A	W	71-65
2/27/16	H	W	67-49
2/4/17	A	W	68-63
2/25/17	H	W	87-74
2/3/18	H	L	81-100
2/21/17	A	W	80-73

UCLA (28-21)

1963-64	A	W	59-21
1966-67	H	W	52-30
1967-68	H	L	29-38
1967-68	A	W	55-32
1967-68	N	W	39-29
2/26/69	A	W	45-40
4/9/69	N	W	40-37
2/9/70	H	W	55-30
4/16/71	N	W	48-40
2/11/72	A	L	50-62
4/14/72	N	W	72-40
3/2/73	H	L	37-52
3/10/72	N	W	37-36
1/25/74	A	L	37-62
3/1/74	H	L	39-40
4/1/74	N	L	44-62
1/22/75	H	W	50-45
1/21/76	A	L	62-75
2/18/76	H	L	62-67
3/13/76	N	W	78-77
1/22/77	A	L	59-93
2/9/77	H	L	73-86
3/11/77	A	L	77-91
1/18/78	H	L	94-107
2/8/78	A	L	66-94
3/10/78	N	L (ot)	78-79
1/19/79	A	L	77-84
2/7/79	H	L	74-76
3/10/79	N	L	80-96
1/23/80	A	W	82-79
2/20/80	H	W	94-91
3/7/80	N	W	89-88
1/22/81	H	L	76-85
2/18/81	A	W	85-65
1/28/82	A	W	74-73
2/24/82	H	W	63-61
1/20/83	H	W	81-63
2/2/83	A	W	82-60
1/25/84	A	W	93-82
3/1/84	H	W	67-61
1/22/85	H	W	118-65
2/13/85	A	W	96-70
1/21/86	H	W	79-56
2/7/86	A	W	85-69
12/15/86	A	W	100-65
12/3/87	H	W	103-57
12/6/95	A	L	65-89
12/10/00	A	L	60-86
2/5/02	H	L	73-77

UC RIVERSIDE (19-21)

3/11/73	N	L	37-39
4/6/73	H	W	38-30
1/3/02	A	L	78-89
2/3/02	A	W	63-54
1/9/03	H	W	79-65
2/8/03	A	W	75-70
1/17/04	A	W	56-48
2/12/04	H	L	60-77
1/15/05	H	W	70-47
2/10/05	A</		

RECORD BY OPPONENT

UC SANTA BARBARA (50-51)

1965-66	N	W	65-13
1967-68	A	W	62-35
1967-68	H	W	78-39
2/22/69	A	W	54-37
3/8/69	H	W	66-42
2/14/70	A	W	80-33
3/6/70	H	W	77-36
2/20/71	A	W	67-42
2/27/71	H	W	58-25
2/26/72	A	W	79-32
3/11/72	H	W	55-37
2/25/73	A	W	66-35
3/3/73	H	W	74-43
1/16/74	A	W	66-43
2/2/74	H	W	57-32
1/24/75	H	W	66-50
2/14/75	A	W	68-36
1/30/76	A	W	73-62
2/27/76	H	W	62-48
3/5/77	H	W	69-53
12/8/78	A	W	92-53
2/20/78	H	W	96-46
2/20/86	A	W	106-56
3/2/86	H	W	95-65
3/6/86	H	W	94-63
1/29/87	A	W	105-25
2/12/87	H	W	115-50
1/4/88	A	W	70-44
3/3/88	H	W	91-64
12/15/88	H	W	94-62
3/4/89	A	W	81-68
1/20/90	A	W	107-77
2/15/90	H	W	95-70
3/7/90	H	W	89-59
1/19/91	H	W	87-73
2/14/91	A	W	80-68
3/7/91	H	W	82-70
1/25/92	H	L	77-84
2/17/92	A	L	52-88
3/14/92	H	L	60-68
1/23/93	A	L	67-72
2/20/93	H	L	77-88
3/10/93	H	L	46-74
1/9/94	H	W	63-58
1/22/94	A	L	62-68
1/22/95	H	L	69-80
2/19/95	A	L	68-80
1/2/96	A	L	63-96
3/3/96	H	L	74-77
1/23/97	A	L	54-83
3/2/97	H	L	70-90
2/8/98	H	L	67-87
2/15/98	A	L	83-88
2/5/99	A	L	85-92
2/12/99	H	L	71-83
3/6/99	N	L	67-94
2/13/00	H	L	63-73
2/20/00	A	L	61-92
3/11/00	N	L	69-79
2/4/01	H	L	70-80
3/3/01	A	L	80-86
3/10/01	N	L	76-79
1/26/02	H	L	62-80
2/22/02	A	L	50-72
3/7/02	N	L	65-83
2/1/03	A	L	48-70
2/26/03	H	L	70-85
1/3/04	A	L	67-78
3/6/04	H	L	49-66
3/12/04	N	L	56-74
12/28/04	H	L (ot)	80-85
3/5/05	A	L	60-64
1/7/06	H	W	58-52
2/18/06	A	L	43-46
1/4/07	A	L	60-71
2/10/07	H	L	55-69
1/3/08	H	L	62-70
3/8/08	A	L	69-72
1/2/09	A	L	48-66
3/7/09	H	L	62-74

1/14/10	A	W	78-63
2/13/10	H	W	65-62
3/11/10	N	L	50-73
12/30/11	H	L	43-70
2/24/11	A	L	70-74
1/19/12	H	W	46-34
2/25/12	A	L	35-47
3/10/12	N	L	54-63
1/5/13	H	W	52-45
3/7/13	A	L	50-59
1/16/14	H	W	72-53
2/13/14	A	L	69-80
1/17/15	A	W	81-44
2/12/15	H	W	68-38
2/13/16	H	W	60-52
2/20/16	A	W	58-55
1/19/16	A	L	60-65
2/18/17	H	W	59-45
3/11/17	N	W	56-55
1/4/18	A	L	44-51
1/20/18	H	L	74-90

UNLV (24-15)

2/21/75	A	W	81-70
1/3/76	N	W	83-75
3/9/79	N	W	81-78
2/13/81	H	W	83-45
3/7/81	A	W	97-85
3/16/84	N	W	68-58
1/15/86	H	W	90-73
2/15/86	A	W	85-78
3/8/86	N	L	89-99
1/5/87	A	W	117-84
2/19/87	H	W	86-63
3/7/87	N	W	98-57
1/16/88	A	W	100-74
2/13/88	H	W	82-78
3/12/88	N	W	79-58
1/30/89	A	W	85-81
2/20/89	H	W	91-77
3/11/89	H	W	89-81
1/2/90	H	L	87-99
2/10/90	A	L	62-92
3/11/90	H	L	64-67
1/12/91	H	L	75-80
2/8/91	A	W	79-73
1/29/92	H	W	91-81
2/29/92	A	W	80-77
1/27/93	A	L	67-94
2/27/93	H	L	53-68
2/3/94	H	L	66-79
2/28/94	A	L	67-83
3/9/94	A	L	81-108
1/3/95	A	W	60-58
3/4/95	H	L	71-73
1/12/96	H	L	63-64
2/11/96	A	W	83-68
11/23/97	H	W	60-46
12/27/98	A	L	56-64
12/9/06	H	L	44-61
11/9/07	A	L	57-73
12/20/15	H	W	67-63

U.S. INTERNATIONAL (1-0)

12/10/82	H	W	112-50
----------	---	---	--------

USC (36-24)

1967-68	H	W	42-24
1967-68	A	W	43-29
3/14/69	H	L	51-56
3/21/69	A	W	39-37
2/27/70	H	W	55-28
2/7/74	A	W	70-30
2/22/70	H	W	62-31
1/15/75	A	W	79-36
2/6/75	A	W	70-39
12/20/75	N	W	70-65
1/17/76	A	W	77-47
1/19/77	H	W	91-71
2/12/77	A	W	94-87
1/20/78	A	L	54-56
2/10/78	H	W	77-59

11/25/78	N	W	84-73
1/16/79	H	W	81-74
2/17/79	A	W	78-62
1/25/80	H	W	75-73
2/23/80	A	W	84-78
3/8/80	N	W	90-72
1/24/81	A	L	70-79
2/20/81	H	W	79-74
3/14/81	N	L	70-87
2/20/82	A	L	65-67
3/1/82	H	W (3ot)	89-84
1/28/83	H	W (ot)	74-73
2/19/83	A	L	65-90
3/26/83	N	L	74-81
2/4/84	A	L	69-79
3/4/84	H	W	71-67
3/24/84	N	L	74-90
2/16/85	A	L	65-70
3/5/85	H	W	64-61
3/21/85	N	W	75-72
1/28/86	H	W	76-75
2/22/86	A	L	68-99
1/26/87	H	W	87-69
2/16/88	A	W	80-78
1/15/89	A	W	91-70
2/20/90	H	W	82-54
12/12/90	A	W	71-61
3/16/91	H	W	83-58
12/10/91	H	W	60-59
12/10/92	A	L	48-101
12/28/94	A	L	61-84
12/21/95	H	L	59-68
12/21/96	A	L	61-91
11/25/97	A	L	55-84
12/5/98	H	W	74-62
12/8/99	H	W	62-49
11/23/05	H	W	51-46
11/10/06	A	L	50-85
12/3/09	H	L	77-83
11/21/10	A	L	60-82
12/28/13	A	L	72-89
11/21/14	H	L (ot)	85-90
12/13/15	A	L	43-69
11/27/16	A	L	74-82
11/20/17	A	L	60-75

UTAH (2-4)

12/20/77	H	W	63-60
12/7/81	H	W	84-61
2/10/84	A	L	70-72
12/1/06	A	L	43-66
12/29/07	H	L	46-74
3/20/13	H	L	49-56

UTAH STATE (3-0)

2/9/84	A	W	111-57
1/29/05	A	W	63-36
2/24/05	H	W	75-59

UTAH VALLEY (2-0)

11/11/11	H	W	75-43
11/23/12	A	W	77-69

UTEP (1-0)

12/18/15	H	W	47-40
----------	---	---	-------

VALDOSTA STATE (0-1)

11/23/78	N	L	58-74
----------	---	---	-------

VCU (1-1)

11/28/99	H	W	69-63
12/29/17	N	L	59-69

VIRGINIA (1-0)

1/15/81	A	W	73-71
---------	---	---	-------

WAGNER (1-0)

11/26/00	N	W	68-59
----------	---	---	-------

WASHINGTON (8-1)

12/15/78	N	W	79-72
12/8/84	H	W	75-66
3/14/87	H	W	72-57
3/24/88	H	W	104-78
12/20/88	N	W	81-77
2/7/89	A	W	97-86
12/20/91	H	W	73-57
12/4/11	A	L	46-80
11/18/12	H	W	71-62

WASHINGTON STATE (2-2)

11/28/81	H	W	86-45
12/21/07	H	W	61-55
12/5/08	A	L	50-68
11/27/10	N	L	63-87

WEBER STATE (3-0)

12/21/78	H	W	106-75
12/13/97	A	W	58-54
11/17/98	H	W	70-47

WESTERN ILLINOIS (0-1)

11/23/01	N	L	61-70
----------	---	---	-------

WESTERN KENTUCKY (1-2)

12/29/88	H	W	107-74
12/16/90	A	L	79-83
11/28/97	N	L	51-87

WESTERN MICHIGAN (1-1)

12/27/93	H	L	80-88
12/18/11	H	W	76-56

WHITTIER COLLEGE (1-0)

1963-64	H	W	49-20
---------	---	---	-------

WICHITA STATE (1-1)

12/20/00	H	W	80-76
12/19/11	H	L (2ot)	64-73

WILLIAM & MARY (1-0)

12/28/00	N	W	73-61
----------	---	---	-------

WISCONSIN (1-0)

12/30/82	H	W (2ot)	66-62
----------	---	---------	-------

WYOMING (1-0)

12/7/84	H	W	112-37
---------	---	---	--------