



**MISSOURI STATE WOMEN'S BASKETBALL
2023-24 MEDIA GUIDE**



adidas®



2023-24 MISSOURI STATE WOMEN'S BASKETBALL RECORD BOOK

TABLE OF CONTENTS

Table of Contents..... 1

Quick Facts..... 1

2023-24 Roster..... 1

2023-24 Schedule..... 2

2023-24 Lady Bears..... 3-14

2023-24 Coaching Staff..... 15-20

2022-23 Overall Statistics/Results..... 22

2022-23 MVC Statistics/Results..... 23

2022-23 Individual Game-by-Game Totals..... 24

2022-23 Team Game-by-Game Totals..... 24

2022-23 Single-Game Highs and Lows..... 25

2022-23 MVC Recap..... 26-28

2022-23 MSU Record When..... 28

2022-23 Game Stats and Recaps..... 29-44

Yearly Summary..... 46

Coaching History..... 47

Yearly Results..... 48-55

Conference Tournament Results..... 56-57

Conference Standings..... 58-59

All-Time MVC Team Records..... 59

Special Anniversary..... 60

Postseason Records and Summary..... 61

1992 Final Four..... 62

2001 Final Four..... 63

NCAA Tournament History, Records and Stats..... 64-79

Scoring Records..... 80-81

Rebounding Records..... 82-83

Field Goal Records..... 84-85

3-Point Records..... 86-87

Free Throw Records..... 88-89

Steal Records..... 90

Assist Records..... 91

Block Records..... 92

Participation Records..... 93

Participation and Miscellaneous Records..... 94

Winning and Losing Streaks..... 95

Poll History..... 95

Great Southern Bank Arena Records..... 96-98

Attendance Records..... 99

Yearly Team Statistics..... 100-101

Opponent Records..... 102

Record vs. Ranked Opponents..... 102

1,000-Point Club..... 103

MSU Retired Jerseys..... 104-107

MVC Anniversary Teams..... 108

Honors and Awards..... 109-111

Career Statistics..... 112-123

All-Time Numerical Roster..... 124

All-Time Alphabetical Roster..... 125

Series Histories..... 126-132

Series Results..... 133

QUICK FACTS

Team Information

2022-23 MSU Season Record..... 20-12

Conference Record..... 14-6 in MVC (T-4th)

Letterwinners Returning/Lost..... 6/4

Starters Returning/Lost..... 3/2

History

First Season of Competition..... 1969-70

All-Time Record..... 970-629

NCAA Tournament Appearances..... 17

(1991-'92-'93-'94-'95-'96-'98-'99-'00-'01-'03-'04-'06-'16-'19-'21-'22)

NCAA Tournament Record..... 19-17

WNIT Appearances..... 9

(2002-'05-'10-'11-'12-'15-'17-'18-'23)

WNIT Record..... 11-8

2023-24 ROSTER

Numerical

No.	Name	Pos.	Ht.	Yr.	Hometown/Previous School(s)
1	Natasha Barnes	G	5-9	Fr.	Chicago, Ill. (Kenwood Academy)
3	Kennedy Taylor	F	6-3	Jr.	Shawnee Mission, Kan. (Shawnee Mission NW High/Colorado)
4	Lacy Stokes	G	5-4	Jr.	Mount Vernon, Mo. (Mount Vernon High/Missouri Southern)
12	Jaiden Bryant	G	5-9	So.	St. Louis, Mo. (Incarnate Word Academy)
13	Katrine Jessen	F	6-4	Sr.	Skovlunde, Denmark (Borupgaard Gymnasium High/Kansas)
14	Jade Masogayo	F	6-3	So.	Fort Worth, Texas (Fossil Ridge High)
20	Angel Scott	G	5-10	Jr.	Edmond, Okla. (Deer Creek High/Stephen F. Austin)
21	Kyrah Daniels	G	6-0	Fr.	Highlands Ranch, Colo. (ThunderRidge High)
22	Paige Rocca	G	5-9	Sr.	Iowa City, Iowa (Iowa City High)
23	Khloe Moad	F	6-2	So.	Ash Grove, Mo. (Ash Grove High)
24	Kaemyn Bekemeier	G	5-9	Fr.	Republic, Mo. (Republic High)
32	Louis Volker	F	6-1	Fr.	Purcellville, Va. (Paul VI Catholic High)
33	Blake O'Grady	F	6-0	Fr.	Brookline, Mass. (Dexter Southfield School)
34	Indya Green	F	5-11	Jr.	Springfield, Mo. (Kickapoo High/Moberly Area CC)

Alphabetical Roster

No.	Name	Pos.	Ht.	Yr.	Hometown/Previous School(s)
1	Natasha Barnes	G	5-9	Fr.	Chicago, Ill. (Kenwood Academy)
24	Kaemyn Bekemeier	G	5-9	Fr.	Republic, Mo. (Republic High)
12	Jaiden Bryant	G	5-9	So.	St. Louis, Mo. (Incarnate Word Academy)
21	Kyrah Daniels	G	6-0	Fr.	Highlands Ranch, Colo. (ThunderRidge High)
34	Indya Green	F	5-11	Jr.	Springfield, Mo. (Kickapoo High/Moberly Area CC)
13	Katrine Jessen	F	6-4	Sr.	Skovlunde, Denmark (Borupgaard Gymnasium High/Kansas)
14	Jade Masogayo	F	6-3	So.	Fort Worth, Texas (Fossil Ridge High)
23	Khloe Moad	F	6-2	So.	Ash Grove, Mo. (Ash Grove High)
33	Blake O'Grady	F	6-0	Fr.	Brookline, Mass. (Dexter Southfield School)
22	Paige Rocca	G	5-9	Sr.	Iowa City, Iowa (Iowa City High)
20	Angel Scott	G	5-10	Jr.	Edmond, Okla. (Deer Creek High/Stephen F. Austin)
4	Lacy Stokes	G	5-4	Jr.	Mount Vernon, Mo. (Mount Vernon High/Missouri Southern)
3	Kennedy Taylor	F	6-3	Jr.	Shawnee Mission, Kan. (Shawnee Mission NW High/Colorado)
32	Louis Volker	F	6-1	Fr.	Purcellville, Va. (Paul VI Catholic High)

Head Coach: Beth Cunningham (Notre Dame, '97), second year
Associate Head Coach: Darren Guensch (Radford, '05), second year
Assistant Coach: Kenzie Kostas (Missouri State, '16), second year
Assistant Coach: Olivia Applewhite (Dayton, '13), second year
Director of Basketball Operations: Hailey Diestelkamp (Drury, '20), second year
Video Coordinator: Blake Richter (Kansas State, '22), second year
Athletic Trainer: Megan Won (Missouri State, '17), second year
Assistant Strength and Conditioning: Nicole Jimenez (Seton Hall, '19), second year
Graduate Assistant: Ryan Dull (UConn, '22), first year
Graduate Assistant: Kayla Eads (Missouri State, '23), first year

Pronunciations

Bekemeier.....becca-meyer	Indya.....India	Masogayo.....mass-uh-guy-o
Diestelkamp.....DISS-il-camp	Kaemyn.....kay-men	Rocca.....ROCK-uh
Guensch.....rhymes with bench	Kyrah.....KEER-uh	



MISSOURI STATE LADY BEARS

2023-24 WOMEN'S BASKETBALL SCHEDULE



Date	Opponent	Site	Time (CT)
Wed., Nov. 1	Missouri Western State University (Exh.)	Springfield	6:30 p.m.
Mon., Nov. 6	University of Arkansas at Little Rock	Little Rock, Ark.	5:00 p.m.
Wed., Nov. 15	Saint Louis University	St. Louis, Mo.	7:00 p.m.
Wed., Nov. 22	Southeast Missouri State University	Springfield	6:30 p.m.
Sun., Nov. 26	Oklahoma State University	Stillwater, Okla.	2:00 p.m.
Fri., Dec. 1	Tulane University	Springfield	6:30 p.m.
Wed., Dec. 6	University of Missouri	Columbia, Mo.	6:00 p.m.
Sat., Dec. 16	Wichita State University	Springfield	1:00 p.m.
Wed., Dec. 20	Brigham Young University	Springfield	2:30 p.m.
Thu., Dec. 21	Western Kentucky University	Springfield	2:30 p.m.
Sat., Dec. 30	University of Northern Iowa*	Springfield	1:00 p.m.
Thu., Jan. 4	Valparaiso University*	Springfield	6:30 p.m.
Sat., Jan. 6	University of Illinois at Chicago*	Springfield	1:00 p.m.
Thu., Jan. 11	Bradley University*	Peoria, Ill.	6:00 p.m.
Sun., Jan. 14	Illinois State University*	Normal, Ill.	6:00 p.m.
Fri., Jan. 19	University of Evansville*	Springfield	6:30 p.m.
Sun., Jan. 21	Indiana State University*	Springfield	2:00 p.m.
Fri., Jan. 26	Belmont University*	Nashville, Tenn.	6:30 p.m.
Sun., Jan. 28	Murray State University*	Murray, Ky.	2:00 p.m.
Sat., Feb. 3	Southern Illinois University*	Carbondale, Ill.	4:00 p.m.
Fri., Feb. 9	Belmont University*	Springfield	6:30 p.m.
Sun., Feb. 11	Murray State University*	Springfield	2:00 p.m.
Thu., Feb. 15	Indiana State University*	Terre Haute, Ind.	5:00 p.m.
Sat., Feb. 17	University of Evansville*	Evansville, Ind.	2:00 p.m.
Thu., Feb. 22	Drake University*	Des Moines, Iowa	6:00 p.m.
Sun., Feb. 25	Southern Illinois University*	Springfield	2:00 p.m.
Thu., Feb. 29	Bradley University*	Springfield	6:30 p.m.
Sat., March 2	Illinois State University*	Springfield	2:00 p.m.
Thu., March 7	University of Illinois at Chicago*	Chicago, Ill.	7:00 p.m.
Sat., March 9	Valparaiso University*	Valparaiso, Ind.	1:00 p.m.
Thu., March 14 - MVC Tournament		Moline, Ill.	TBA
Sun., March 17			

- Home Games (bold) at Great Southern Bank Arena (11,000), Springfield, Mo.
- (Exh.) Exhibition game
- * Missouri Valley Conference game
- Times listed (Springfield times) are subject to change.
- 2024 NCAA Tournament dates are: March 20-21, 22-23, 24-25, 29-30, 31-April 1, 5, 7
- Tickets: Online at www.MissouriStateBears.com/tickets.

MISSOURI STATE BEARS.COM



THE PLAYERS



Kennedy Taylor

Forward

6-3 - Junior

Shawnee Mission, Kan.

Shawnee Mission NW High/

Colorado

Elementary Education

3

Honors: Third-team all-MVC (2023), MVC All-Newcomer Team (2023), MVC Newcomer of the Week (Dec. 19, 2022, Jan. 9, 2023, Feb. 6, 2023, Feb. 27, 2023).

2022-23: Third-Team All-MVC...MVC All-Newcomer Team... Four-time MVC Newcomer of the Week...Appeared in all 32 games, drawing 29 starts for the Lady Bears...Averaged 12.3 points and a team-leading 8.5 rebounds per game... Tallied 38 assists, 30 steals, nine blocks and owned a .515 field goal percentage...Ranked 13th nationally and 1st in the MVC with 4.0 offensive boards per game...Also ranked 71st in total rebounds and 76th in rebounds per game nationally...Collected five 20-points games, 23 double-figure point games and 14 double-figure rebound games...Led MSU with 11 double-doubles...Logged her first double-double of the season with 11 points and 10 rebounds versus UTSA at the Las Vegas Invitational (Nov. 25)...Recorded 10 consecutive double-figure scoring performances from Dec. 17-Jan. 22... Scored 23 points, grabbed seven rebounds and collected three steals versus UT Martin (Dec. 17)...Had another 23-point outing with 10 field goals and 13 rebounds against Bradley (Jan. 7)...Set a career high with 15 rebounds against Southern Illinois (Jan. 11)...Dropped a career-high 25 points and dished out a career-high six assists, while matching her career high with 15 rebounds against UIC (Feb. 4)...Her 25-point, 15-rebound, 6-assist game versus the Flames was the first by an MVC player since 2010 and she was one of just two NCAA DI players to post that stat line in 2022-23... Led MSU with 21 points and 14 rebounds (nine offensive boards) in the Lady Bears' WNIT first round game at Nebraska (March 15).

Background: Transferred to Missouri State after spending her freshman season at Colorado...Appeared in eight games on a veteran Buffalo squad that went 22-9 and made the NCAA Tournament...Out of high school, she was ranked the No. 2 player coming out of Kansas by Prepgirlshoops.com... Garnered multiple first-team all-state selections and was named the 2021 Sports in Kansas 6A Player of the Year...Averaged 14.9 points and 11 rebounds per game as a senior and helped lead Shawnee Mission NW (Kan.) to its first basketball state title...Set the single-game school scoring record with 33 points and was nominated for Gatorade Player of the Year.

Personal: Kennedy Taylor is the daughter of Jason and Josia Taylor...Born December 26, 2002...Has a younger brother, Ethan...Majoring in Elementary Education.



TAYLOR, Kennedy

SEASON	TEAM	GP-GS	MIN/AVG	Field Goals		3-Point		F-Throws		Rebounds				Scoring						
				FG-FGA	FG%	3FG-3FGA	3FG%	FT-FTA	FT%	OFF	DEF	TOT	AVG	PF-FO	A	TO	BLK	STL	PTS	AVG
2021-22	CU	8-0	19/2.4	0-1	.000	0-1	.000	2-2	1.000	1	3	4	0.5	2-0	2	2	0	1	2	0.3
2022-23	MOST	32-29	734/22.9	157-305	.515	0-0	.000	81-141	.574	127	145	272	8.5	78-0	38	64	9	30	395	12.3
TOTAL FOR MOST		32-29	734/22.9	157-305	.515	0-0	.000	81-141	.574	127	145	272	8.5	78-0	38	64	9	30	395	12.3
TOTAL		40-29	753/18.8	157-306	.513	0-1	.000	83-143	.580	128	148	276	6.9	80-0	40	66	9	31	397	9.9



Lacy Stokes

Guard
5-4 - Junior
Mount Vernon, Mo.
**Mount Vernon High/
 Missouri Southern
 Health Services**

4



Lacy Stokes

Background: Transferred to Missouri State after two seasons at Missouri Southern State University in Joplin...In her sophomore campaign, Stokes started all 36 games for the Lions as she averaged 17.3 points, 5.2 assists, 4.1 rebounds and 2.4 steals per game...Also shot 41 percent from the field, 27 percent from three and 75 percent from the free throw line in 2022-23...As a freshman, Stokes started all 31 games for MSSU and burst onto the scene, becoming one of the best players in NCAA Division II as she set 18 freshman program records...Averaged 19.7 points, 5.7 rebounds, 5.6 assists and 3.3 steals per game on her way to being the first freshman in MSSU history to earn first-team All-MIAA, All-Region and All-American honors...Her other accolades include being named MIAA Freshman and Player of the Year in 2021-22, earning all-region and honorable mention All-American twice, and being named to the All-MIAA first team, All-MIAA all-defensive team and the MIAA all-tournament team in each of her first two seasons...Named the MIAA Player of the Week seven times and was a two-time member of the MIAA academic honor roll...Hails from Mount Vernon, Mo. where she was a four-year starter for the Mountaineers...For her high school career, she scored 2,132 points and averaged 17.5 points per game while helping lead her team to a state runner-up finish during her senior season...Was also a four-year starter in volleyball, in which she earned all-state honors.

Personal: Lacy Stokes is the daughter of Caleb Stokes (stepmom - Goldie Stokes) and Jessica Stokes (stepdad - Jeff Jones)...Born November 9, 2002 in Springfield, Mo....Has two brothers, Isaiah and Cale Cornell, and a sister, Nyah...Brother, Isaiah, played football at Peru State College...Majoring in Health Services.

STOKES, Lacy

SEASON	TEAM	GP-GS	MIN/AVG	Field Goals		3-Point		F-Throws		Rebounds				Scoring							
				FG-FGA	FG%	3FG-3FGA	3FG%	FT-FTA	FT%	OFF	DEF	TOT	AVG	PF-FO	A	TO	BLK	STL	PTS	AVG	
2021-22	MSSU	31-31	1078/34.8	205-520	.394	39-153	.255	163-227	.718	25	151	176	5.7	59-1	174	59	3	101	612	19.7	
2022-23	MSSU	36-36	1138/31.6	223-544	.410	37-138	.268	140-186	.753	28	121	149	4.1	66-0	186	56	4	88	623	17.3	
TOTAL FOR MOST		0-0	0/0.0	0-0	.000	0-0	.000	0-0	.000	0	0	0	0.0	0-0	0	0	0	0	0	0	0.0
TOTAL		67-67	2217/33.1	428-1064	.402	76-291	.261	303-413	.734	53	272	325	4.9	125-1	360	115	7	189	1235	18.4	



Jaiden Bryant

Guard
5-9 • Sophomore
St. Louis, Mo.
Incarnate Word Academy
Sports Medicine

12



Honors: Athletic Director’s Honor Roll (Spring 2023)

2022-23: Made 23 appearances in her freshman campaign, scoring 13 points and grabbing 27 rebounds (1.2/ game)...Also tallied 12 assists, nine steals and a block...Set a career high with eight rebounds in MSU’s season opener against Missouri (Nov. 7), while also logging two assists and a career-best two steals versus the Tigers... Spent a season-high 25 minutes on the floor against Saint Louis (Nov. 15) with four rebounds, two assists and a steal...Dished out a career-high four assists at Murray State (Jan. 22)...Posted a season and career-high four points twice on the season, setting it at Drake (March 2) and matching it in MSU’s MVC Tournament first round victory over Bradley (March 9)... Athletic Director’s Honor Roll for Spring 2023.

Background: A four-year starter and three-time state champion for Incarnate Word Academy, Bryant helped lead the Knights to a 29-0 record and Class 6 state title in both her senior and junior seasons...As a senior, Bryant averaged 4.4 points and 2.9 rebounds per game and was the recipient of the MSHSAA Sportsmanship Award...Bryant earned second-team all-conference honors as a junior...As a sophomore, she averaged 8.7 ppg and 3.5 rpg while scoring 271 points on the season...Bryant also garnered multiple second-team tournament honors and was named the RFO BBALL Classic MVP during her sophomore campaign.

Personal: Jaiden Bryant is the daughter of Jeffrey Bryant and Deanna Hale...Born November 12, 2003 in St. Louis, Mo... Has three brothers: Jeffrey Jr., Joshua and Justin and a sister, Jani...Majoring in Sports Medicine.

BRYANT, Jaiden

SEASON	TEAM	GP-GS	MIN/AVG	Field Goals		3-Point		F-Throws		Rebounds				Scoring						
				FG-FGA	FG%	3FG-3FGA	3FG%	FT-FTA	FT%	OFF	DEF	TOT	AVG	PF-FO	A	TO	BLK	STL	PTS	AVG
2022-23	MOST	23-0	171/7.4	4-20	.200	1-9	.111	4-6	.667	16	11	27	1.2	26-0	12	9	1	9	13	0.6
TOTAL		23-0	171/7.4	4-20	.200	1-9	.111	4-6	.667	16	11	27	1.2	26-0	12	9	1	9	13	0.6



Katrine Jessen

Forward
6-4 - Senior
Skovlunde, Denmark
Borupgaard Gymnasium
High/Kansas
Economics

13



Background: Transferred to MSU after spending three seasons at Kansas...As a junior for the Jayhawks, Jessen appeared in 20 games for the WNIT champion squad, grabbed 25 rebounds and was named to the College Sports Communicators Academic All-District Team...In 2021-22, she was named to the Academic All-Big 12 First Team after appearing in all 31 games and drawing four starts for a KU team that made it to the second round of the NCAA Tournament... Shot 55.6 percent, averaged 2.5 points and 1.8 rebounds per game and tallied 15 blocked shots as a sophomore...Made seven starts in 19 appearances while totaling 20 points, 45 rebounds and 16 blocked shots in her freshman campaign... Named to the 2020-21 Academic All-Big 12 Rookie Team... Prior to her time at KU, Jessen played on the Danish National Team and was a 2019 FIBA champion...Also played for the BMS Herlev Wolfpack out of Denmark.

Personal: Katrine Jessen is the daughter of Steen and Inge Jessen...Born September 27, 2001 in Herlev, Denmark...Has a brother, Jonas, and a sister, Cecilie...Majoring in Economics.

JESSEN, Katrine

SEASON	TEAM	GP-GS	MIN/AVG	Field Goals		3-Point		F-Throws		Rebounds				Scoring							
				FG-FGA	FG%	3FG-3FGA	3FG%	FT-FTA	FT%	OFF	DEF	TOT	AVG	PF-FO	A	TO	BLK	STL	PTS	AVG	
2020-21	KU	19-7	303/16.0	10-40	.250	0-0	.000	0-6	.000	25	20	45	2.4	44-3	5	17	16	4	20	1.1	
2021-22	KU	31-4	355/11.5	35-63	.556	1-1	1.000	6-16	.375	18	37	55	1.8	43-0	14	21	15	11	77	2.5	
2022-23	KU	20-0	117/5.8	4-10	.400	0-2	.000	0-2	.000	11	14	25	1.3	14-0	4	9	1	3	8	0.4	
TOTAL FOR MOST		0-0	0/0.0	0-0	.000	0-0	.000	0-0	.000	0	0	0	0.0	0-0	0	0	0	0	0	0	0.0
TOTAL		70-11	775/11.1	49-113	.434	1-3	.333	6-24	.250	54	71	125	1.8	101-3	23	47	32	18	105	1.5	



Jade Masogayo

Forward
6-3 - Sophomore
Fort Worth, Texas
Fossil Ridge High
Sports Medicine

14

Honors: MVC Freshman of the Year (2023), MVC All-Freshman Team (2023), MVC Newcomer of the Week (Feb. 20, 2023).

2022-23: Missouri Valley Conference Freshman of the Year... MVC All-Freshman Team... Played in all 32 games as a true freshman, earning three starts... Averaged 8.0 points and 5.4 rebounds per game, while leading the team with a .526 field goal percentage... Blocked the eighth-most shots in a single season in program history with 44... Also logged 52 assists and 39 steals on the season... Was the only freshman in NCAA Division I to average at least 8.0 points, 5.0 boards, 1.5 assists, 1.3 blocks and 1.2 steals per game in 2022-23... Blocked a career high five shots against Oklahoma State (Nov. 17)... Recorded her first career start at TCU in her hometown of Fort Worth, Texas (Dec. 9)... Posted her first career double-double versus Southern Illinois with a 13-point, 11-rebound performance on 6-for-7 shooting from the field in just 15 minutes on the floor... Scored 10 or more points in seven consecutive games from Jan.20-Feb. 10... Scored 16 points on 70 percent (7-for-10) shooting while pulling down five boards and blocking three shots at Belmont (Jan. 20)... Went 6-for-6 from the field with 14 points versus UNI (Jan. 26) and made her first five shots against Drake (Jan. 28), marking 11-straight made field goals... Named MVC Newcomer of the Week on Feb. 20 after averaging 12.5 points, 10.0 rebounds and 3.0 steals per game in just 60 total minutes (29.8/game) on the floor against Murray State and Belmont... Dropped a career- high 19 points, secured 11 rebounds that matched her career high and collected a career-high five steals versus the Racers (Feb. 17)... In Missouri State's MVC Tournament opening round game against Bradley, she collected 19 points, seven rebounds, four steals, two assists and two blocks in just 20 minutes on the court (March 9)... Led MSU in steals nine times and in scoring twice, in addition to owning 11 double-figure scoring performances for the Lady Bears.

Background: Averaged 13.5 points and 9.7 rebounds per game, while shooting 59 percent from the field in her final season at Fossil Ridge (Texas) High... Was named the District 4-6A Defensive Player of the Year, marking the second time in her career she received the honor (2020-21, 2021-22)... Received all-district honors in her senior campaign... As a junior, Masogayo ranked third in rebounds in the Dallas-Fort Worth area with 13.8 rebounds per game and 220 total rebounds to go along with 10.2 points per game... In the 2018-19 season, the 6-3 forward was named the District 5-6A Co-Newcomer of the Year.

Personal: Jade Masogayo is the daughter of Alois and Ingrid Masogayo... Born July 17, 2004... Has four brothers: Maddox, Jacob, Jamaurea and Javaughn, and one sister, Trinity... Majoring in Sports Medicine.



MASOGAYO, Jade

SEASON	TEAM	GP-GS	MIN/AVG	Field Goals			3-Point		F-Throws		Rebounds				Scoring					
				FG-FGA	FG%	3FG-3FGA	3FG%	FT-FTA	FT%	OFF	DEF	TOT	AVG	PF-FO	A	TO	BLK	STL	PTS	AVG
2022-23	MOST	32-3	694/21.7	110-209	.526	0-1	.000	37-71	.521	64	109	173	5.4	101-4	52	74	44	39	257	8.0
TOTAL		32-3	694/21.7	110-209	.526	0-1	.000	37-71	.521	64	109	173	5.4	101-4	52	74	44	39	257	8.0



Angel Scott

Guard
5-10 - Junior
Edmond, Okla.
**Deer Creek High/
 Stephen F. Austin
 Exercise & Movement
 Science**

20



Background: Transferred to Missouri State after spending the last two seasons at Stephen F. Austin...As a sophomore, Scott started all 34 games and averaged 6.7 points and 2.4 rebounds per game for the Ladyjacks...Also collected 44 steals, dished out 57 assists and was second on the team with 49 three-point field goals as SFA finished second in the WAC regular season standings and made a WNIT appearance...As a freshman, Scott played in all 33 games while earning two starts...Averaged 4.6 points and 1.4 rebounds in addition to tallying 32 assists, 39 steals and eight blocked shots as the Ladyjacks were regular season champions and went on to win the WAC Tournament championship to advance to the NCAA Tournament...Played with her sister Brionna while at SFA.

Personal: Angel Scott is the daughter of Chris and Nikki Scott...Born July 10, 2003 in Norman, Okla....Has a brother, Logan, and a sister, Brionna...Majoring in Exercise & Movement Science.

SCOTT, Angel

				Field Goals		3-Point		F-Throws		Rebounds				Scoring						
SEASON	TEAM	GP-GS	MIN/AVG	FG-FGA	FG%	3FG-3FGA	3FG%	FT-FTA	FT%	OFF	DEF	TOT	AVG	PF-FO	A	TO	BLK	STL	PTS	AVG
2021-22	SFA	33-2	596/18.0	48-144	.333	31-95	.326	26-35	.743	15	31	46	1.4	43-0	32	21	8	39	153	4.6
2022-23	SFA	34-34	872/25.7	76-201	.378	49-146	.336	28-36	.778	20	60	80	2.4	41-0	57	37	6	44	229	6.7
TOTAL FOR MOST		0-0	0/0.0	0-0	.000	0-0	.000	0-0	.000	0	0	0	0.0	0-0	0	0	0	0	0	0.0
TOTAL		67-36	1468/21.9	124-345	.359	80-241	.332	54-71	.761	35	91	126	1.9	84-0	89	58	14	83	382	5.7



Paige Rocca

Guard
5-9 • Senior
Iowa City, Iowa
Iowa City High
General Business

22



Honors: Athletic Director’s Honor Roll (Fall 2020, Spring 2021, Fall 2021, Fall 2022, Spring 2023)...MVC Academic Honor Roll (2021,2023).

2022-23: Played in all but two games for the Lady Bears, drawing 18 starts in her junior campaign...Averaged a career best 7.0 points and 3.2 rebounds per game...Collected 26 steals, dished out the third-most assists on the team with 57, blocked eight shots and was fourth on the team with 26 three-point field goals...Averaged the third-most minutes on the team at 31.8 minutes per game...Dished a career-high six assists versus Bradley (Jan. 7)...Logged 13 points on 5-for-9 shooting from the field (3-for-5 3FG) as she also tallied four rebounds, four assists and two steals at Murray State (Jan. 22)...Recorded seven points, seven rebounds and four assists in 39 minutes on the floor in a narrow two-point victory at Southern Illinois (Feb. 1)...Scored 15 or more points in three consecutive games (Feb. 17-Feb. 23)... Scored 15 points, had four rebounds and five assists in a career-high 47 minutes in a double overtime victory against Murray State (Feb. 17)... Set a career high with 17 points on 6-for-18 shooting against Belmont (Feb. 19) in addition to securing four rebounds, two assists and a steal...Shot 5-for-7 from the field and 5-for-6 from the charity stripe in a 15-point outing at home versus Evansville, while also gathering two rebounds, three assists and a steal (Feb. 23)...Pulled down a career-high eight rebounds in Missouri State’s first round WNIT game at Nebraska in which she also scored eight points and had three assists (March 15)...Led MSU in scoring three times and in assists four times, while owning six double-figure scoring games... Athletic Director’s Honor Roll for Fall 2022 and Spring 2023.

2021-22: Played in all 33 games, drawing one start...Averaged 3.5 points and 1.2 rebounds per game...Made the third-most three-point baskets on the team with 19 on the year...Set her career high in scoring four times during the season, dropping her career and season high 14 points on 6-for-8 shooting, while

collecting a career-high four steals at Evansville (Jan. 27)... Earned her first career start against Valparaiso (Jan. 2), scoring 11 points and grabbing three rebounds...Played a career high 30 minutes at Drake (Jan. 15) as she led the team with 13 points, while knocking down three triples, grabbing four rebounds and collecting two steals... Athletic Director’s Honor Roll for Fall 2021.

2020-21: Played in 14 games as a true freshman, scoring 21 points with 14 rebounds, four assists, two steals and a block in 84 minutes...All of her points came from beyond the arc, where she shot 7-for-23...Scored first career points with a trey against Lincoln (Dec. 7), adding a season-high four rebounds against the Blue Tigers...Went 3-for-6 from deep at Evansville (March 6), one day after hitting 2-of-5 from downtown against the Purple Aces... Saw time in MSU’s first two NCAA Tournament games.

Background: Proven winner who helped the Iowa City Little Hawks to four Mississippi Valley Conference titles and a combined 91-8 record during her career...Earned second-team all-conference honors each of her final three seasons...Buried 59 3-pointers at 45.2 percent accuracy her senior year with averages of 13 points, 2.5 rebounds, 2.7 assists and 1.4 steals per game on the way to a state semifinal appearance...Shot 37 percent from beyond the arc as a sophomore for a team that finished 25-1, suffering its first loss in the Class 5A title game...Advanced to the state quarterfinals her junior and freshman seasons, and connected on 91 percent of her free throws as a junior.

Personal: Paige Rocca is the daughter of Phil and Paula Rocca... Born April 13, 2002, in Iowa City Iowa....Has two brothers, Philip and Peter...Mother played softball at Drake...Majoring in General Business.

ROCCA, Paige

SEASON	TEAM	GP-GS	MIN/AVG	Field Goals		3-Point		F-Throws		Rebounds				Scoring						
				FG-FGA	FG%	3FG-3FGA	3FG%	FT-FTA	FT%	OFF	DEF	TOT	AVG	PF-FO	A	TO	BLK	STL	PTS	AVG
2020-21	MOST	14-0	84/6.0	7-26	.269	7-23	.304	0-2	.000	3	11	14	1.0	6-0	4	3	1	2	21	1.5
2021-22	MOST	33-1	457/13.8	36-139	.259	19-84	.226	25-35	.714	16	22	38	1.2	42-0	18	27	1	17	116	3.5
2022-23	MOST	30-18	955/31.8	70-220	.318	26-95	.274	45-63	.714	26	71	97	3.2	74-2	57	47	8	26	211	7.0
TOTAL		77-19	1495/19.4	113-385	.294	52-202	.257	70-100	.700	45	104	149	1.9	122-2	79	77	10	45	348	4.5



Khloe Moad

Forward
6-2 - Sophomore
Ash Grove, Mo.
Ash Grove High
Criminology &
Criminal Justice

23



Honors: Athletic Director’s Honor Roll (Fall 2022, Spring 2023)...MVC Academic Honor Roll (2023).

2022-23: Appeared in 15 games for MSU as a true freshman...Scored two points, pulled down four rebounds and tallied an assist and block on the season...Grabbed a season and career-high two rebounds against Southern Illinois (Jan. 11)...Knocked down her first career basket for a career-high two points in the regular season finale at UNI (March 4)... Logged a season-high six minutes on the court in Missouri State’s MVC Tournament first round win over Bradley (March 9), dishing out an assist against the Braves... Athletic Director’s Honor Roll for Fall 2022 and Spring 2023.

Background: Moad was a four-year starter for Ash Grove (Mo.) High...Ranks 3rd in career points and rebounds at Ash Grove and surpassed the 1,500 career-point mark in 2021-22...Earned all-state honors her senior season as she helped lead her squad to a 20-8 record and a district runner-up finish... Also collected first-team all-conference and first-team all-district nods in her final season...Named a McDonald’s All-American nominee...Averaged 16.3 points and 8.5 rebounds per game in her senior campaign...Was named Class 3 District 11 Player of the Year as a junior after averaging 16.2 ppg, 6.8 rpg, 2.1 bpg and 2.2 spg...Surpassed 1,000 career points in her junior campaign...Has earned all-district and first-team all-SWC honors on three occasions...Also earned all-district honors in volleyball.

Personal: Khloe Moad is the daughter of Marci and Ray Holt and Brad and Mindy Moad...Born January 14, 2004 in Springfield, Mo...Has one brother, Kalen, and three sisters: Kelby, Kylie and Ashlyn...Majoring in Criminology and Criminal Justice.

MOAD, Khloe

SEASON	TEAM	GP-GS	MIN/AVG	Field Goals		3-Point		F-Throws		Rebounds				Scoring						
				FG-FGA	FG%	3FG-3FGA	3FG%	FT-FTA	FT%	OFF	DEF	TOT	AVG	PF-FO	A	TO	BLK	STL	PTS	AVG
2022-23	MOST	15-0	27/1.8	1-4	.250	0-0	.000	0-0	.000	1	3	4	0.3	3-0	1	1	1	0	2	0.1
TOTAL		15-0	27/1.8	1-4	.250	0-0	.000	0-0	.000	1	3	4	0.3	3-0	1	1	1	0	2	0.1



Indya Green

Forward
5-11 • Junior
Springfield, Mo.
**Kickapoo High/
 Moberly Area CC**
Communication Studies

34



Honors: MVC Newcomer of the Week (Dec. 12, 2022).

2022-23: One of two players to start all 32 games for MSU... Averaged 7.8 points and 7.2 rebounds per game... Collected 47 assists, 23 steals and 10 blocked shots on the year... Finished the season ranked 6th in the MVC in offensive rebounds per game (2.5), 7th in total boards per game and 9th in defensive rebounds per game (4.7)... Recorded back-to-back double-doubles early in the season with 14 points and a career-high 15 rebounds against Saint Louis (Nov. 15) and a 12-point, 13-rebound outing versus Oklahoma State (Nov. 17)... Earned MVC Newcomer of the Week on Dec. 12 following her 12-point, 14-rebound performance at TCU (Dec. 9), which included pulling down a game-high six offensive boards... Grabbed 13 rebounds and scored 12 points with two assists and a block against Illinois State (Jan. 5)... Dropped a career-high 16 points on 8-for-15 shooting and added 10 rebounds, three assists, two steals and a block at Murray State (Jan. 22)... Logged 14 points and once again pulled down 13 boards on the road against the Redbirds (Feb. 12)... Set a career high with four steals at Drake (March 2)... Secured a 12-point, 10-rebound double-double in MSU's MVC Tournament opening round victory over Bradley (March 9)... Owned seven double-doubles on the season, the second-most on the team... Had 10 double-figure point games and 12 double-figure rebound games... Led MSU in rebounding 12 times.

Background: Played her freshman season at Moberly Area Community College (Mo.)... Averaged 18.9 points and 11.4 rebounds per game in 32 games played... Earned WBCA and NJCAA All-America honors... Garnered first-team all-region and first-team all-conference recognition... Attended Kickapoo High School in Springfield... Left as the all-time leading scorer in 2021 with 1,764 points... Three-time all-state selection... Named the 2021 Missouri Class 6 Player of the Year and Ozarks Conference Player of the Year, after averaging 19.5 points and 12.1 rebounds per game as a senior... Made a state championship finals appearance in her final season.

Personal: Indya Green is the daughter of Robert and Audrey Green... Born October 4, 2002 in Springfield, Mo... Has two sisters, Cherisse and Azyah... Majoring in Communication Studies.

GREEN, Indya

		Field Goals		3-Point		F-Throws		Rebounds				Scoring								
SEASON	TEAM	GP-GS	MIN/AVG	FG-FGA	FG%	3FG-3FGA	3FG%	FT-FTA	FT%	OFF	DEF	TOT	AVG	PF-FO	A	TO	BLK	STL	PTS	AVG
2022-23	MOST	32-32	731/22.8	111-292	.380	1-2	.500	27-60	.450	80	151	231	7.2	72-1	47	63	10	23	250	7.8
TOTAL		32-32	731/22.8	111-292	.380	1-2	.500	27-60	.450	80	151	231	7.2	72-1	47	63	10	23	250	7.8



Natasha Barnes

Guard
5-9 • Freshman
Chicago, Ill.
Kenwood Academy
Undeclared

1

Background: A three-year starter out of Kenwood Academy (Ill.), she averaged 12.3 points, 2.7 rebounds and 2.3 assists as a senior, helping lead the Broncos to a 30-5 record...Was named first-team all-city, second-team IBCA all-state and AP all-state honorable mention in her senior campaign... Averaged 24 points, five rebounds and two assists per game in her sophomore season...Was named to the Oak Lawn Shootout All-Tournament Team and was a 4A All-State honorable mention after posting 10 points, three rebounds and three assists per game for the Broncos as a freshman...Also played AAU basketball with the Lady Meanstreets based in Chicago.

Personal: Natasha Barnes is the daughter of TaRon Barnes and Lekesha Triplett, and the stepdaughter of Lester Triplett...Born January 8, 2005 in Chicago, Ill....Has a sister, Makayla...Her mother played college basketball at UIC from 1999-2003 and was a first-team All-Horizon League and Horizon League All-Defensive team selection during her career...Has not declared an academic major.



Kyrrah Daniels

Guard
6-0 • Freshman
Highlands Ranch, Colo.
ThunderRidge High
Exercise & Movement
Science

21

Background: A two-year high school starter, Daniels averaged 17.0 points, 8.9 rebounds, 2.6 assists and 2.4 steals per game as a senior...Named the Continental League Player of the Year and earned first-team all-conference, all-state and academic all-state honors...Spent her junior season at Ridgeview High School in Redmond, Oregon, where she helped lead her team to an Intermountain Conference championship with a 9-1 record and a third-place finish in the state tournament... Averaged 25.3 points, 7.3 rebounds, 3.7 assists and 3.0 steals per game in the state tournament, earning first-team all-tournament honors... Spent her freshman and sophomore seasons in Australia, where her father, David, coached the Lakeside Lightning of the NBL1 semi-professional basketball league.

Personal: Kyrrah Daniels is the daughter of David and Vicki Daniels...Born March 2, 2004 in Denver, Colo....Has two sisters, Elly and Seylah...Her mother played college basketball at Penn State University, while her father played basketball in college, was a member of the Canadian National Team that competed in the Olympics, and also played professionally, including a stint with the Denver Nuggets...Majoring in Exercise and Movement Science.



Kaemyn Bekemeier

Guard
5-9 • Freshman
Republic, Mo.
Republic High
Undeclared

24

Background: A local product and four-year starter out of Republic High School, Bekemeier averaged 23 points and 10 rebounds per game as she helped lead her team to a 26-4 record as a senior... Named District Player of the Year and was a McDonald's All-American nominee in her senior campaign...Holds numerous school records, highlighted by becoming the Republic High all-time points leader (boys or girls) with 2,267 career points and breaking the single-game (48) and single-season (674) scoring records...Three-time Central Ozark Conference Player of the Year and a four-time first-team all-conference, all-district and all-state selection...Averaged 22.8 points and 8 rebounds per game while shooting 51 percent from the field and 80 percent from the free throw line as a junior...As a sophomore, Bekemeier averaged 21 points and 9 rebounds per game, shooting 49 percent from the field and 80 percent from the charity stripe on a 19-8 Tigers team...Tallied 15.3 points and 5 rebounds per game as she helped lead the Tigers to a 20-10 record and a district championship in her freshman campaign...Also played basketball for the Missouri Phenom of the EYBL.

Personal: Kaemyn Bekemeier is the daughter of Lance and Michelle Bekemeier...Born August 10, 2004 in Springfield, Mo....Has a brother, Cason...Her father played baseball at Evangel and her mother played basketball at Southwest Baptist University...Cousin of Missouri State women's basketball assistant coach and former Lady Bear, Kenzie Kostas...Has not declared an academic major.



Louis Volker

Forward
6-1 • Freshman
Purcellville, Va.
Paul VI Catholic High
Undeclared

32

Background: A four-year high school starter, Volker helped lead Paul VI Catholic High to two state championships in her junior and senior seasons...First-team all-state and all-conference selection as a senior...Averaged 14.2 points, 7.8 boards and 3.1 assists per game in her senior campaign as she ended her career with 1,507 points...Named to the All-WCAC team and surpassed 1,000 career points in her junior season...Spent her first two high school seasons at Loudoun Valley High School, where she was a two-time district and regional champion, while making two appearances in the state semifinals...Earned District and County Player of the Year in addition to being selected to the all-state first team as a sophomore...In her freshman season, she set the school record for most blocked shots in a game (11) and blocks in season (76) to help her earn first-team all-district and all-county honors...Also played for the Fairfax Stars of the EYBL.

Personal: Louis Volker is the daughter of Clair and Jacquelyn Volker...Born September 20, 2005 in Pontiac, Mich....Has a brother, Clyde, and a sister, Lee...Her father, Clair, played basketball at Fairmont State and her sister, Lee, currently plays basketball at Marquette...Has not declared an academic major.



Blake O'Grady

Forward
6-0 • Freshman
Brookline, Mass.
Dexter Southfield School
Psychology

33

Background: A 6-0 forward out of Dexter Southfield School (Mass.), O'Grady was named a team captain and averaged 12 points, 6 rebounds and 5 assists per game as a junior, helping lead her team to the NEPSAC semifinals...In her sophomore campaign, she averaged 12 points, 5 rebounds and 4 assists... Was named a NEPSAC all-star after averaging 10 points, 5 rebounds and 3 assists per game as her team advanced to the NEPSAC championship in her freshman season...Played AAU basketball as a member of the Bay State Jaguars.

Personal: Blake O'Grady is the daughter of John and Eileen O'Grady...Born January 4, 2004 in Boston, Mass....Has two brothers, Mitch and Josh...Majoring in Psychology.



COACHES & STAFF





Beth Cunningham

Head Coach

Alma Mater: Notre Dame (1997)

Career Record:

187-127 (11th season)

20-12 (2nd season)

Beth Cunningham was introduced as Missouri State's ninth women's basketball head coach on March 31, 2022.

In her first season at the helm of the Lady Bears program in 2022-23, Cunningham led her team to a 20-12 overall record, which secured MSU's sixth-straight 20-win season, and an eighth consecutive postseason appearance with a WNIT bid. Missouri State continued its history of dominance on the boards, ranking inside the top 30 nationally in three categories: eighth in offensive rebounds per game (16.2), 10th in rebound margin (+8.9) and 26th in total rebounds per game (41.5).

The Lady Bears finished fifth in the Missouri Valley Conference regular season standings with a 14-6 conference record. Cunningham's squad boasted two all-conference selections in Aniya Thomas (Second-Team All-MVC, MVC All-Defensive Team, MVC All-Newcomer Team) and Kennedy Taylor (Third-Team All-MVC, MVC All-Newcomer Team), while Jade Masogayo was named the league's Freshman of the Year and landed on the MVC All-Freshman team.

Cunningham, who owns an impressive 20-year collegiate coaching resume, arrived in Springfield from Duke University, where she spent two seasons as an assistant coach on coach Kara Lawson's staff. Prior to her stint at Duke, she spent eight seasons (2012-20) as an associate head coach at Notre Dame for Hall of Fame coach Muffet McGraw. She was part of one of the best stretches in NCAA women's history as Notre Dame compiled a 244-19 record in that span with seven straight 30-win seasons, six conference titles, five NCAA Final Four appearances and the 2018 National Championship. The Irish followed that up with a runner-up finish in the 2019 NCAA Championship, finishing the year with the No. 1 scoring offense in the country (88.6 points per game).

Before returning to her alma mater in the summer of 2012, Cunningham spent 11 years on the coaching staff at VCU, including one year as an assistant coach (2001-02), one as associate head coach (2002-03) and nine seasons as head coach starting in 2003-04. She is the Rams' all-time leader in women's basketball coaching wins with a 167-115 (.592) record and postseason appearances in each of her final five seasons. From 2008-12, VCU averaged better than 22 wins per season, including back-to-back 26-win seasons in 2008 and 2009, and the program's first NCAA Tournament berth in 2009.

At VCU, Cunningham coached three WNBA draft picks, two All-America selections, two Colonial Athletic Association Players of the Year and 18 all-conference selections.

During her playing days at Notre Dame (1993-97), Beth (Morgan) Cunningham was a trailblazer, leading the program to its first NCAA Women's Final Four appearance and a 31-7 campaign her senior season. She was a two-time Associated Press and WBCA honorable mention All-America choice, four-time first-team all-conference selection and two-year team captain. The Irish were 97-32 in her four seasons, including a pair of conference titles and three NCAA appearances.



Cunningham Coaching Resume

School	Year	Role	Record	Conf. Finish/Record
VCU	01-02	Assistant Coach	14-14	3rd (11-7) - CAA
	02-03	Associate HC	11-18	T6th (7-11) - CAA
	03-04	Head Coach	14-14	6th (9-8) - CAA
	04-05	Head Coach	11-18	8th (6-12) - CAA
	05-06	Head Coach	13-15	9th (6-12) - CAA
	06-07	Head Coach	17-13	6th (9-9) - CAA
	07-08	Head Coach	26-8	3rd (13-5) - CAA
	08-09	Head Coach	26-7	2nd (15-3) - CAA
	09-10	Head Coach	22-13	3rd (12-6) - CAA
	10-11	Head Coach	19-12	4th (13-5) - CAA
	11-12	Head Coach	19-15	6th (9-9) - CAA
Notre Dame	12-13	Associate HC	35-2	1st (16-0) - Big East
	13-14	Associate HC	37-1	1st (16-0) - ACC
	14-15	Associate HC	36-3	1st (15-1) - ACC
	15-16	Associate HC	33-2	1st (16-0) - ACC
	16-17	Associate HC	33-4	1st (15-1) - ACC
	17-18	Associate HC	35-3	T1st (15-1) - ACC
	18-19	Associate HC	35-4	1st (14-2) - ACC
	19-20	Associate HC	13-18	T9th (8-10) - ACC
Duke	20-21	Assistant Coach	3-1	N/A
	21-22	Assistant Coach	17-13	10th (7-11) - ACC
MSU	22-23	Head Coach	20-12	T4th (14-6) - MVC
Record at MSU (2nd season)			20-12 (.625)	
Head Coaching Record (11th season)			187-127 (.596)	
Overall Record			489-210 (.700)	



She departed as the all-time leading scorer in Fighting Irish women's basketball history with 2,322 points (which now ranks third), having set or tied 28 school records during her career.

She was also a fixture in USA Basketball circles as both a player and coach, first suiting up for Team USA four times from 1996-99 (winning three medals including a gold at the 1997 USA World University Games) and later serving as the athlete representative on the USA Basketball Women's Junior National Team Committee and the USA Basketball Women's Collegiate Committee.

Following her amateur career, Cunningham spent three seasons playing professional basketball, including two years with the Richmond/Philadelphia Rage of the American Basketball League (ABL) and one year with the WNBA's Washington Mystics in 2000 before embarking on her coaching career.

Originally from Bloomington, Ind., Cunningham was a stand-out two-sport performer at Bloomington South High School, earning all-state honors in both basketball and tennis. She was inducted into the Monroe County Sports Hall of Fame in June 2011. She graduated from Notre Dame in 1997 with a bachelor's degree in Marketing from the top-ranked Mendoza College of Business before going on to earn her Master's degree in Sports Leadership from VCU in 2003.

Cunningham and her husband, Dan, are the proud parents of three daughters (Margaret, Carly and Gretchen) and one son (Danny).



Cunningham vs. Opponents

American	2-0	Toledo	1-3
Appalachian State	1-1	Towson	6-7
Arkansas	0-1	Tulane	1-0
Arkansas State	1-0	UAlbany	2-0
Belmont	1-3	UIC	1-0
Boston U.	1-0	UNCW	11-8
Bowling Green	1-0	UNLV	0-1
Bradley	3-0	UT Martin	1-0
Campbell	1-0	UTSA	1-0
Central Conn. State	2-0	Valparaiso	0-1
Charlotte	1-3	Virginia Tech	1-1
Coppin State	3-0	William & Mary	15-5
Delaware	6-9	Winthrop	3-0
Drake	1-2		
Drexel	6-9		
East Carolina	4-4		
Evansville	2-0		
George Mason	9-7		
Georgetown	1-1		
George Washington	0-1		
Georgia State	14-0		
High Point	1-1		
Hofstra	12-5		
Howard	2-0		
Illinois State	1-1		
Indiana	0-2		
Indiana State	2-0		
James Madison	8-14		
Kansas City	1-0		
Kansas State	0-1		
Lehigh	0-1		
Liberty	2-2		
Little Rock	1-0		
Longwood	5-0		
Loyola Maryland	2-0		
Marquette	0-1		
Miami	0-1		
Michigan	0-1		
Middle Tennessee	0-1		
Missouri	0-1		
Morgan State	4-0		
Mount St. Mary's	1-0		
Murray State	2-0		
Nebraska	0-1		
Norfolk State	3-0		
North Carolina	0-1		
North Carolina A&T	1-0		
North Carolina Central	1-0		
Northeastern	10-1		
Northern Iowa	1-1		
Oklahoma State	0-1		
Old Dominion	6-13		
Radford	7-0		
Richmond	2-7		
Rutgers	0-1		
Saint Joseph's	4-1		
Saint Louis	1-0		
Siena	1-0		
Southern Illinois	2-0		
Syracuse	0-1		
TCU	1-0		



Darren Guensch

Associate Head Coach
Alma Mater: Radford (2005)

Darren Guensch joined the Missouri State Lady Bears coaching staff in April of 2022.

Guensch spent the previous three years at the University of Richmond, where he coached the post players in addition to scheduling opponents for the Spiders. He reunited with Coach Cunningham after serving under her at VCU from 2008-2012, first as her director of operations and then as her assistant coach.

Guensch brings 10-plus years of Division I coaching experience as an assistant coach, including 2018-19 at Bucknell where he helped the team earn a school record 28 wins and a trip to the NCAA Tournament after winning the Patriot League title. He coached three all-conference and all-tournament team players, as the Bison went 15-1 at home and broke the school record for three-pointers made at 283.

He spent two seasons as an assistant coach/recruiting coordinator at East Carolina, where he helped the Pirates to the largest turnaround in the American Athletic Conference with a five-win improvement in league play from the 2016-17 season to the 2017-18 season. The 2017 recruiting class played a large part in that turnaround, accounting for 67 percent of the team's points and 54 percent of its rebounds.

Prior to his time at East Carolina, Guensch spent six seasons as an assistant coach at three different Division I schools – College of Charleston (2014-16), UNCG (2012-14), and VCU (2010-12). He also held the title of recruiting coordinator at both College of Charleston and UNCG.

Guensch began his collegiate coaching career at VCU under Lady Bears head coach Beth Cunningham, where he spent the first two seasons as the director of basketball operations before being promoted to the coaching staff. The Rams went 86-47 during his four seasons with the team and qualified for four national postseason tournaments. They made their first ever NCAA Tournament in 2009 and followed that with three straight appearances in the WNIT.

Prior to his four years at VCU, Guensch served as the director of basketball operations for two seasons at George Mason from 2006-08.

Guensch graduated from Radford in 2005 with a bachelor's degree in Exercise, Sport and Health Education before earning a master's degree in the same discipline at George Mason in 2012.

He married his wife, Devon, in 2007 and the couple welcomed their first child, Miles, in 2011 and their second, Layna, in 2016.



Kenzie Kostas

Assistant Coach
Alma Mater: Missouri State (2016)

Kenzie (Williams) Kostas returned to her alma mater in April 2022 to serve as an assistant coach for the Lady Bears program.

Kostas spent the previous season as an assistant coach at Florida Atlantic under Coach Jennifer Sullivan, who served as an assistant coach at Missouri State during Kostas' MSU playing career.

Before arriving to Boca Raton, Kostas spent the previous five seasons at Central Missouri, four as an assistant and one as a graduate assistant. Since becoming a full-time coach, Kostas led the Jennies to a 105-19 record with two Mid-America Intercollegiate Athletics Association regular season championships, an MIAA Tournament Championship, two NCAA Regional Championships and a National Championship.

Kostas acquired national recognition in 2020 when she was named as one of the WBCA Thirty Under 30, which recognizes the top 30 collegiate coaches under 30 years old across the country.

Central Missouri qualified for the NCAA postseason in each of her four years as an assistant coach. In the 2020-21 season, the Jennies made a trip to the NCAA Final Four after winning the program's eighth Regional Championship.

Kostas worked closely with the guards at Central Missouri, including All-Americans Paige Redmond, Morgan Fleming and Megan Skaggs. In addition to her work on the court, Kostas served as the team's operations coordinator, which included managing travel arrangements, equipment and camps.

Kostas graduated from Missouri State in 2016, after making 119 career starts for the Lady Bears over four years. The guard was a three-time All-Missouri Valley Conference selection, while being named a First Team All-MVC choice in 2015 and 2016. Kostas completed her collegiate playing career with 1,645 career points, which was the seventh most in program history at the time her career ended. She also sat fifth in 3-point attempts (517), sixth in 3-pointers made (184), ninth in steals (212) and 10th in free throws made (345) and attempts (444) at her time of graduation.

She is one of just four players (Casey Garrison, Tyonna Snow, Brice Calip) in MSU history to finish with 1,000 points, 500 rebounds, 200 steals, 200 assists and 50 blocks in their career.

As a senior for the Lady Bears, Kostas was ninth in the MVC in scoring, averaging 14 points per game, while dishing out 2.8 assists per game. Her .391 3-point percentage was third in the conference, while her .783 free throw percentage and 1.7 steals per game were sixth. Kostas also had a streak of 34 straight free throws made in 2015-16, which is still the second-longest in MSU history and is currently tied for ninth in Missouri Valley Conference history. In her final season, she helped lead the Lady Bears to the NCAA Tournament in 2016, their first appearance in the tournament since 2006.

Off the court, Kostas became the third Lady Bear to receive MVC First Team Scholar-Athlete honors three times. She was also the 2015 MVC Women's Basketball Scholar-Athlete of the Year, the MVC Elite 18 Award winner and MSU Co-Outstanding Female Athlete. Kostas made the MVC Honor Roll all four years and was a three-time MVC Commissioner's Academic Excellence Award recipient. She was inducted into the Missouri State Athletics Hall of Fame in 2022.

Kostas graduated from Mt. Vernon High School in Mt. Vernon, Missouri, where she was a two-time All-State selection and won a Missouri Class 3 State Championship as a junior.

A graduate from Missouri State with a degree in Elementary Education in 2016, Kostas earned her master's degree in Educational Technology from Central Missouri in 2018.

Kostas and her husband Alex, who played football at Missouri State, were married in June 2018. They welcomed their first child, Eli, in September 2021.



Olivia Applewhite

Assistant Coach
Alma Mater: Dayton (2013)

Olivia Applewhite was introduced as a member of the Lady Bears coaching staff in May 2022.

Applewhite spent the previous season as an assistant coach for the Atlantic 10 regular season champion, Dayton Flyers. While there, she was responsible for the skill development of post players and scouted opponents.

Prior to her stint at Dayton, Applewhite served in multiple roles at Saint Louis University. She started out as a graduate assistant at SLU, before working her way up to director of basketball operations and then becoming an assistant coach. On the coaching staff, Applewhite assisted with all aspects of recruiting, worked with post players, served as the athletic training and sport performance liaison and scouted opponents.

Applewhite was named to the 2020 WBCA 30 Under 30 Honoree list.

Before beginning her coaching career, Applewhite played at Dayton from 2009-2013 and played three seasons of professional basketball overseas in Denmark, Ireland and France. While at Dayton, she was named the 2012-13 A10 Sixth Woman of the Year and helped lead the Flyers to a NCAA Tournament berth every season she was there.

Applewhite graduated from Dayton with a bachelor's degree in Public Relations and a minor in Marketing in 2013, before graduating with a master's in Student Personnel Administration from SLU in 2018.



Hailey Diestelkamp

Director of Basketball Operations
Alma Mater: Drury (2020)

Hailey Diestelkamp was introduced as the Director of Basketball Operations for Missouri State women's basketball in May 2022.

Diestelkamp arrived back to the city of Springfield from Saint Louis University where she served as a graduate assistant for the Billikens. While at SLU, Diestelkamp assisted with game-day preparation, player development, setting up community service activities, and coordinating post game and travel meals.

Before entering into the coaching realm, Diestelkamp had a decorated playing career at Drury University in Springfield. In her career at Drury, the Lady Panthers owned a 128-8 record and her jersey is now retired after she ended her career as the team's all-time leading scorer (2,321) and rebounder (1,101).

Diestelkamp was a two-time NCAA Division II Player of the Year, a two-time First Team All-American, a two-time GLVC Player of the Year and was named the GLVC Freshman of the Year in 2016-17.

The Owensville, Mo., native averaged 21.6 points, 7.4 rebounds and 2.8 steals, while shooting .522 from the field for an undefeated (32-0) Great Lakes Valley Conference champion team as a senior in 2019-20. Drury finished its season as the number one team in NCAA-II.

Diestelkamp graduated from Drury with her bachelor's degree in Psychology with a minor in Criminology in 2020, and graduated from SLU with a master's in Student Personnel Administration in May 2022.



Nicole Jimenez

Assistant Strength and Conditioning Coach
Alma Mater: Seton Hall (2019)

Nicole Jimenez joined the Missouri State athletics strength and conditioning staff in 2022.

Jimenez came to Springfield after serving in the same role at Sacred Heart University in Fairfield, Conn., where she managed the strength and conditioning efforts for women’s basketball, women’s rugby and women’s volleyball.

Prior to her stint at Sacred Heart, Jimenez participated in a strength and conditioning internship at the University of Connecticut, serving as the primary intern for UConn women’s basketball. In her role, Jimenez observed and analyzed data to create weekly goals as well as return-to-play guidelines for student-athletes, among other responsibilities.

Jimenez was also a graduate assistant at Springfield (Mass.) College, where she handled the strength and conditioning efforts for multiple sports. She has also completed internships at Elon University, Springfield College and Rutgers.

She was also a student-athlete herself, as she played basketball two seasons at Broward College (Fla.) before playing her final two seasons at Seton Hall. In her senior season at SHU, she started 31 games and averaged 12.2 points per game as the Pirates made a WNIT appearance.

Jimenez graduated from Seton Hall University with a bachelor’s degree in Social and Behavioral Science in 2019, before obtaining a master’s degree in Strength and Conditioning from Springfield College in 2021.



Megan Won

Athletic Trainer
Alma Mater: Missouri State (2017)

Megan Won joined the Missouri State Athletic Medical and Rehabilitation Services staff as a full-time assistant athletic trainer in July 2022. She oversees the health care for the Missouri State women’s basketball and softball programs.

Before returning to Springfield, Won served as an assistant athletic trainer at Kansas State University. While at KSU, she provided medical coverage for injury prevention, treatment, post-surgery rehabilitation and maintenance programs for multiple sports, while also serving as the clinical supervisor for athletic training master’s students.

Prior to her stint at Kansas State, Won served as the head athletic trainer for the CarShield Collegiate League and was a MLB and MiLB rehab intern with the Los Angeles Dodgers organization. She also spent time as an athletic trainer with California State University – Fresno and the Bourne Braves of the Cape Cod Baseball League.

A native of St. Louis, Mo., Won earned her bachelor’s degree in Athletic Training from Missouri State in 2017 before obtaining her master’s degree in Athletic Training from MSU in 2019. She served as an athletic training graduate assistant while studying at MSU, working with the men’s and women’s golf teams as well as women’s tennis. She is also a member of the National Athletic Trainers Association.



Blake Richter

Video Coordinator
Alma Mater: Kansas State (2022)

Blake Richter started his full-time role as the Missouri State women’s basketball video coordinator on July 1, 2023. He previously served as a graduate assistant for the Lady Bears during the 2022-23 season.

Prior to his arrival in Springfield, Richter was the head student manager for the Kansas State women’s basketball program. His duties at KSU included leading a team of six managers, assisting coaches with individual player workouts and helping with scouting reports and implementing plays with the scout team. He has also worked as a ShotTracker specialist and as a director and camp coach for summer youth camps.

Richter earned his bachelor’s degree in Educational Studies with a minor in Business from Kansas State in 2022, and he is currently working towards his master’s degree in Professional Studies at MSU.



Ryan Dull

Graduate Assistant
Alma Mater: UConn (2022)



Kayla Eads

Graduate Assistant
Alma Mater: Missouri State (2023)




Terrie Coulter

Administrative Assistant



2022-23

SEASON REVIEW





20-12, 14-6 MVC

No.	Player				Total		3-Point		F-Throw		Rebounds													
		GP-GS	MIN	AVG	FG-FGA	FG%	3FG-3FGA	3FG%	FT-FTA	FT%	OFF	DEF	TOT	AVG	PF	DQ	A	TO	BLK	STL	PTS	AVG		
5	THOMAS, Aniya	32-32	1132:24	35.4	168-444	.378	34-130	.262	106-137	.774	28	120	148	4.6	69	2	140	93	5	63	476	14.9		
3	TAYLOR, Kennedy	32-29	733:51	22.9	157-305	.515	0-0	.000	81-141	.574	127	145	272	8.5	78	0	38	64	9	30	395	12.3		
21	WILSON, Sydney	31-31	1037:08	33.5	107-247	.433	28-75	.373	76-99	.768	73	88	161	5.2	65	0	85	56	5	40	318	10.3		
14	MASOGAYO, Jade	32-3	693:45	21.7	110-209	.526	0-1	.000	37-71	.521	64	109	173	5.4	101	4	52	74	44	39	257	8.0		
34	GREEN, Indya	32-32	730:57	22.8	111-292	.380	1-2	.500	27-60	.450	80	151	231	7.2	72	1	47	63	10	23	250	7.8		
20	DELARUE, Isabelle	22-15	560:28	25.5	58-188	.309	28-108	.259	26-34	.765	21	30	51	2.3	36	0	18	29	3	13	170	7.7		
22	ROCCA, Paige	30-18	955:21	31.8	70-220	.318	26-95	.274	45-63	.714	26	71	97	3.2	74	2	57	47	8	26	211	7.0		
4	BROWN, Capria	6-0	72:13	12.0	9-27	.333	2-5	.400	3-6	.500	4	7	11	1.8	7	0	4	9	0	8	23	3.8		
1	WOODHOUSE, Taylor	28-0	303:56	10.9	22-60	.367	16-41	.390	3-8	.375	1	9	10	0.4	22	0	13	23	0	4	63	2.3		
12	BRYANT, Jaiden	23-0	171:21	7.4	4-20	.200	1-9	.111	4-6	.667	16	11	27	1.2	26	0	12	9	1	9	13	0.6		
13	NWACHUKWU, Ifunanya	12-0	31:09	2.6	1-9	.111	0-0	.000	0-0	.000	3	3	6	0.5	7	0	0	6	1	0	2	0.2		
23	MOAD, Khloe	15-0	27:28	1.8	1-4	.250	0-0	.000	0-0	.000	1	3	4	0.3	3	0	1	1	1	0	2	0.1		
Team											76	60	136					22						
Total		32	6450		818-2025	.404	136-466	.292	408-625	.653	520	807	1327	41.5	560	9	467	496	87	255	2180	68.1		
Opponents		32	6450		750-1770	.424	154-501	.307	459-630	.729	277	766	1043	32.6	569	12	365	500	104	223	2113	66.0		

Date	Site	Att.	Opponent	W/L	Score	Record	Point Leader	Rebound Leader	Assist Leader
11/7	Home	3586	Missouri	L	51-68	0-1	Brown - 9	Bryant - 8	Rocca - 3
11/15	Home	1870	Saint Louis	W	71-55	1-1	Delarue - 18	Green - 15	Thomas - 5
11/17	Home	2002	Oklahoma State	L	54-73	1-2	Thomas - 18	Green - 13	Thomas - 4
11/25	Neutral	1093	UTSA%	W	74-51	2-2	Delarue - 15	Taylor - 10	Thomas - 9
11/26	Neutral	1093	MiddleTennessee%	L	54-79	2-3	Rocca - 9	Taylor - 7	Thomas - 4
12/4	Away	3325	Toledo	L	63-91	2-4	Rocca - 11	Wilson - 9	Thomas - 5
12/9	Away	1424	TCU	W	63-59	3-4	Thomas - 15	Green - 14	Taylor/Thomas/Wilson-3
12/17	Home	2131	UT Martin	W	68-59	4-4	Taylor - 23	Green - 12	Thomas - 8
12/21	Home	1039	Little Rock	W	55-48	5-4	Thomas - 19	Green - 9	Wilson - 3
12/29	Away	1122	Indiana State*	W	71-62	6-4, 1-0	Wilson - 16	Green/Taylor - 9	Thomas - 5
12/31	Away	310	Evansville*	W	73-61	7-4, 2-0	Thomas - 27	Taylor/Thomas - 10	Thomas - 5
1/5	Home	1676	Illinois State*	L	63-67	7-5, 2-1	Taylor - 18	Taylor - 14	Thomas/Wilson - 4
1/7	Home	1808	Bradley*	W	87-54	8-5, 3-1	Taylor - 23	Taylor - 13	Rocca - 6
1/11	Home	1744	Southern Illinois*	W	78-57	9-5, 4-1	Thomas - 25	Taylor - 15	Thomas - 10
1/14	Away	414	Valparaiso*	L	68-77	9-6, 4-2	Wilson - 22	Thomas - 7	Taylor/Thomas - 4
1/20	Away	746	Belmont*	L	66-75	9-7, 4-3	Thomas - 21	Taylor - 12	Thomas - 4
1/22	Away	1251	Murray State*	W	77-61	10-7, 5-3	Green - 16	Green - 10	Bryant/Rocca - 4
1/26	Home	1976	UNI*	W	71-67	11-7, 6-3	Green/Masogayo/Thomas - 14	Taylor/Wilson - 6	Thomas - 7
1/28	Home	2174	Drake*	W	64-54	12-7, 7-3	Thomas - 15	Taylor - 10	Wilson - 6
2/1	Away	355	Southern Illinois*	W	70-68	13-7, 8-3	Thomas - 21	Green - 11	Green/Rocca/Thomas - 4
2/4	Home	2303	UIC*	W	68-57	14-7, 9-3	Taylor - 25	Taylor - 15	Taylor - 6
2/10	Away	430	Bradley*	W	74-64	15-7, 10-3	Thomas - 19	Green - 10	Wilson - 5
2/12	Away	1549	Illinois State*	W	71-66	16-7, 11-3	Thomas - 15	Green - 13	Wilson - 3
2/17	Home	2155	Murray State*	W	92-86	17-7, 12-3	Thomas - 23	Masogayo/Taylor - 11	Thomas/Wilson - 6
2/19	Home	2426	Belmont*	L	58-68	17-8, 12-4	Thomas - 19	Taylor - 12	Thomas - 4
2/23	Home	1889	Evansville*	W	63-51	18-8, 13-4	Rocca/Thomas - 15	Taylor - 13	Thomas - 4
2/25	Home	2606	Indiana State*	W	77-66	19-8, 14-4	Taylor - 23	Taylor - 11	Thomas - 4
3/2	Away	2173	Drake*	L	63-83	19-9, 14-5	Thomas - 22	Green/Rocca - 5	Thomas - 3
3/4	Away	2351	UNI*	L	67-86	19-10, 14-6	Green/Taylor/Thomas - 12	Thomas - 7	Green - 4
3/9	Neutral	777	[12] Bradley^	W	71-53	20-10, 14-6	Masogayo - 19	Green - 10	Thomas - 8
3/10	Neutral	1241	[4] Drake^	L	70-73	20-11, 14-6	Thomas - 21	Taylor - 9	Masogayo/Thomas/Wilson-4
3/15	Away	4116	Nebraska@	L	65-74	20-12, 14-6	Taylor - 21	Taylor - 14	Thomas - 5

% - Las Vegas Invitational in Las Vegas, Nev.; *MVC game; ^ - MVC Tournament in Moline, Ill.; @ - WNIT
 MSU: 20-12 overall; 14-6 MVC; 11-4 at home; 7-6 on the road; 2-2 neutral; 0-1 on Monday, 1-0 on Tuesday, 3-1 on Wednesday, 4-3 on Thursday, 4-2 on Friday, 6-3 on Saturday, 2-2 on Sunday;
 2-3 in November; 5-1 in December, 5-3 in January, 7-1 in February, 1-4 in March; 0-0 vs. ranked opponents
Attendance: Home - 31,385 in 15 dates (2,092 avg.); Away - 19,566 in 13 dates (1,505 avg.); Neutral - 4,204 in 4 dates (1,051 avg.); Total - 55,155 in 32 dates (1,723 avg.)

Missouri State Miscellaneous Statistics

Missouri State Scoring Margin: +2.1; Missouri State Rebound Margin: +8.9
 Double-Figure Point Games (101): Thomas - 27, Taylor - 23; Wilson - 18; Masogayo - 11; Green - 10; Delarue - 6; Rocca - 6; Opponents - 82
 Double-Figure Rebound Games (31): Taylor - 14; Green - 12; Masogayo - 2; Wilson - 2; Thomas - 1; Opponents - 9
 20-Point Games (14): Thomas - 8; Taylor - 5; Wilson - 1; Opponents - 17
 30-Point Games (0): Opponents - 2
 40-Point Games (0): Opponents - 0
 Double-Figure Point-Rebound Games (22): Taylor - 11; Green - 7; Masogayo - 2; Thomas - 1; Wilson - 1; Opponents - 6
 Double-Figure Point-Assist Games (1): Thomas - 1; Opponents - 0
 Games Leading Missouri State in Scoring: Thomas - 17, Taylor - 7, Green - 3, Rocca - 3, Delarue - 2, Masogayo - 2, Wilson - 2, Brown - 1
 Games Leading Missouri State in Rebounding: Taylor - 17, Green - 12, Thomas - 3, Wilson - 2, Bryant - 1, Masogayo - 1, Rocca - 1
 Games Leading Missouri State in Assists: Thomas - 22, Wilson - 8, Rocca - 4, Taylor - 3, Green - 2, Bryant - 1, Masogayo - 1
 Games Leading Missouri State in Steals: Thomas - 16, Masogayo - 9, Wilson - 8, Taylor - 6, Green - 5, Brown - 2, Rocca - 2, Bryant - 1, Delarue - 1, Woodhouse - 1

Score by Quarters	1st	2nd	3rd	4th	OT	Total	High Quarter	High Half	Low Quarter	Low Half
Missouri State	510	490	580	581	19	2180	28, vs. Southern Illinois, 1/11	49 - 2nd at Bradley, 2/10	5 - 1st vs. Little Rock, 12/21	17 - 2x - last 1st vs. Little Rock, 12/21
Opponent	487	496	535	582	13	2113				

Margin	1	2	3	4	5	6	7	8	9	10	11	12	13	14	15	16	17	18	19	20	21	22	23	24	25	26	27	28	29	30+
Win	-	1	-	2	1	1	1	-	2	2	2	2	-	-	-	2	-	1	-	-	1	-	1	-	-	-	-	-	1	
Loss	-	-	1	1	-	-	-	-	3	1	-	-	-	-	-	-	1	-	2	1	-	-	-	-	1	-	-	1	-	



14-6 MVC (T-4th)

No.	Player				Total		3-Point		F-Throw		Rebounds								PTS	AVG		
		GP-GS	MIN	AVG	FG-FGA	FG%	3FG-3FGA	3FG%	FT-FTA	FT%	OFF	DEF	TOT	AVG	PF	DQ	A	TO			BLK	STL
5	THOMAS, Aniya	20-20	718:24	35.9	117-300	.390	26-81	.321	70-91	.769	16	80	96	4.8	40	1	82	59	4	40	330	16.5
3	TAYLOR, Kennedy	20-20	490:26	24.5	106-201	.527	0-0	.000	47-80	.588	80	103	183	9.2	47	0	30	40	6	19	259	13.0
21	WILSON, Sydney	20-20	720:32	36.0	75-164	.457	17-50	.340	50-64	.781	46	54	100	5.0	44	0	60	40	4	24	217	10.9
14	MASOGAYO, Jade	20-0	425:30	21.3	75-139	.540	0-1	.000	29-51	.569	45	71	116	5.8	74	3	35	45	23	21	179	9.0
34	GREEN, Indya	20-20	454:15	22.7	71-179	.397	0-0	.000	15-41	.366	47	92	139	7.0	44	1	33	36	7	16	157	7.9
22	ROCCA, Paige	20-14	658:37	32.9	52-155	.335	17-65	.262	27-39	.692	15	51	66	3.3	51	1	42	30	4	14	148	7.4
20	DELARUE, Isabelle	10-6	231:33	23.2	24-81	.296	8-41	.195	11-13	.846	7	12	19	1.9	15	0	8	11	2	10	67	6.7
1	WOODHOUSE, Taylor	20-0	268:07	13.4	17-52	.327	15-37	.405	3-6	.500	1	7	8	0.4	20	0	13	14	0	4	52	2.6
12	BRYANT, Jaiden	11-0	52:56	4.8	3-6	.500	0-1	.000	2-2	1.000	3	3	6	0.5	6	0	4	1	0	1	8	0.7
13	NWACHUKWU, Ifunanya	6-0	14:54	2.5	1-4	.250	0-0	.000	0-0	.000	1	0	1	0.2	3	0	0	2	0	0	2	0.3
23	MOAD, Khloe	8-0	14:45	1.8	1-3	.333	0-0	.000	0-0	.000	1	2	3	0.4	2	0	0	1	1	0	2	0.3
Team											48	41	89				12					
Total		20	4050		542-1284	.422	83-276	.301	254-387	.656	310	516	826	41.3	346	6	307	291	51	149	1421	71.1
Opponents		20	4050		469-1127	.416	100-318	.314	292-394	.741	178	477	655	32.8	357	10	216	307	57	129	1330	66.5

Date	Site	Att.	Opponent	W/L	Score	Record	Point Leader	Rebound Leader	Assist Leader
12/29	Away	1122	Indiana State*	W	71-62	6-4, 1-0	Wilson - 16	Green/Taylor - 9	Thomas - 5
12/31	Away	310	Evansville*	W	73-61	7-4, 2-0	Thomas - 27	Taylor/Thomas - 10	Thomas - 5
1/5	Home	1676	Illinois State*	L	63-67	7-5, 2-1	Taylor - 18	Taylor - 14	Thomas/Wilson - 4
1/7	Home	1808	Bradley*	W	87-54	8-5, 3-1	Taylor - 23	Taylor - 13	Rocca - 6
1/11	Home	1744	Southern Illinois*	W	78-57	9-5, 4-1	Thomas - 25	Taylor - 15	Thomas - 10
1/14	Away	414	Valparaiso*	L	68-77	9-6, 4-2	Wilson - 22	Thomas - 7	Taylor/Thomas - 4
1/20	Away	746	Belmont*	L	66-75	9-7, 4-3	Thomas - 21	Taylor - 12	Thomas - 4
1/22	Away	1251	Murray State*	W	77-61	10-7, 5-3	Green - 16	Green - 10	Bryant/Rocca - 4
1/26	Home	1976	UNI*	W	71-67	11-7, 6-3	Green/Masogayo/Thomas - 14	Taylor/Wilson - 6	Thomas - 7
1/28	Home	2174	Drake*	W	64-54	12-7, 7-3	Thomas - 15	Taylor - 10	Wilson - 6
2/1	Away	355	Southern Illinois*	W	70-68	13-7, 8-3	Thomas - 21	Green - 11	Green/Rocca/Thomas - 4
2/4	Home	2303	UIC*	W	68-57	14-7, 9-3	Taylor - 25	Taylor - 15	Taylor - 6
2/10	Away	430	Bradley*	W	74-64	15-7, 10-3	Thomas - 19	Green - 10	Wilson - 5
2/12	Away	1549	Illinois State*	W	71-66	16-7, 11-3	Thomas - 15	Green - 13	Wilson - 3
2/17	Home	2155	Murray State*	W	92-86	17-7, 12-3	Thomas - 23	Masogayo/Taylor - 11	Thomas/Wilson - 6
2/19	Home	2426	Belmont*	L	58-68	17-8, 12-4	Thomas - 19	Taylor - 12	Thomas - 4
2/23	Home	1889	Evansville*	W	63-51	18-8, 13-4	Rocca/Thomas - 15	Taylor - 13	Thomas - 4
2/25	Home	2606	Indiana State*	W	77-66	19-8, 14-4	Taylor - 23	Taylor - 11	Thomas - 4
3/2	Away	2173	Drake*	L	63-83	19-9, 14-5	Thomas - 22	Green/Rocca - 5	Thomas - 3
3/4	Away	2351	UNI*	L	67-86	19-10, 14-6	Green/Taylor/Thomas - 12	Thomas - 7	Green - 4
3/9-12	Neutral	---	MVC Tournament^						

*MVC game; ^ - MVC Tournament in Moline, Ill.

MSU: 14-6 MVC; 8-2 at home; 6-4 on the road; 0-0 neutral; 0-0 on Monday, 0-0 on Tuesday, 2-0 on Wednesday, 3-2 on Thursday, 2-1 on Friday, 5-2 on Saturday, 2-1 on Sunday; 2-0 in December, 5-3 in January, 7-1 in February, 0-2 in March; 0-0 vs. ranked opponents

Attendance: Home - 20,757 in 10 dates (2,076 avg.); Away - 10,701 in 10 dates (1,070 avg.); Neutral - 0 in 0 dates (0 avg.); Total - 31,458 in 20 dates (1,573 avg.)

Missouri State Miscellaneous Statistics

Missouri State Scoring Margin: +4.6; Missouri State Rebound Margin: +8.6

Double-Figure Point Games (71): Thomas - 19, Taylor - 16, Wilson - 14, Masogayo - 10, Green - 5, Rocca - 5, Delarue - 2; Opponents - 52

Double-Figure Rebound Games (22): Taylor - 11, Green - 7, Masogayo - 2, Thomas - 1, Wilson - 1; Opponents - 4

20-Point Games (11): Thomas - 7; Taylor - 3; Wilson - 1; Opponents - 10

30-Point Games (0): Opponents - 2

40-Point Games (0): Opponents - 0

Double-Figure Point-Rebound Games (15): Taylor - 9, Green - 3, Masogayo - 2, Thomas - 1; Opponents - 2

Double-Figure Point-Assist Games (1): Thomas - 1; Opponents - 0

Games Leading Missouri State in Scoring: Thomas - 13, Taylor - 5, Green - 3, Wilson - 2, Masogayo - 1, Rocca - 1

Games Leading Missouri State in Rebounding: Taylor - 13, Green - 6, Thomas - 3, Masogayo - 1, Rocca - 1, Wilson - 1

Games Leading Missouri State in Assists: Thomas - 13, Wilson - 5, Rocca - 3, Green - 2, Taylor - 2, Bryant - 1

Games Leading Missouri State in Steals: Thomas - 10, Masogayo - 5, Wilson - 5, Green - 4, Taylor - 4, Delarue - 1, Rocca - 1, Woodhouse - 1

Score by Quarters	1st	2nd	3rd	4th	OT	Total
Missouri State	329	321	387	365	19	1421
Opponent	312	309	339	357	13	1330

High Quarter - 28, vs. Southern Illinois, 1/11
 Low Quarter - 6, vs. Drake, 1/28/23

High Half - 49 - 2nd at Bradley, 2/10
 Low Half - 20 - 1st at Belmont, 1/20/23

Margin	1	2	3	4	5	6	7	8	9	10	11	12	13	14	15	16	17	18	19	20	21	22	23	24	25	26	27	28	29	30+
Win	-	1	-	1	1	-	-	-	1	2	2	2	-	-	-	1	-	-	-	-	1	-	-	-	-	-	-	-	-	1
Loss	-	-	-	1	-	-	-	-	2	1	-	-	-	-	-	-	-	-	1	1	-	-	-	-	-	-	-	-	-	

2022-23 INDIVIDUAL GAME TOTALS



Opponent	Score	Brown P-R-A	Bryant P-R-A	Delarue P-R-A	Green P-R-A	Masogayo P-R-A	Moad P-R-A	Nwachukwu P-R-A	Rocca P-R-A	Taylor P-R-A	Thomas P-R-A	Wilson P-R-A	Woodhouse P-R-A
Missouri	51-68	9-4-1	0-8-2	8-4-2	4-3-0	6-5-0	DNP	0-0-0	6-1-3	6-4-1	5-7-2	DNP	7-1-0
Saint Louis	71-55	2-3-0	0-4-2	18-2-3	14-15-0	6-4-3	0-1-0	0-1-0	DNP	6-10-1	14-7-5	9-2-3	2-0-0
Oklahoma State	54-73	1-3-1	0-3-0	9-6-1	12-13-3	6-4-0	0-0-0	DNP	DNP	2-1-1	18-3-4	6-4-0	0-0-0
UTSA	74-51	5-0-1	0-0-1	15-4-0	11-3-2	3-4-2	0-0-0	0-2-0	4-1-0	11-10-0	14-2-9	9-4-4	2-1-0
Middle Tennessee	54-79	6-1-1	0-0-1	8-3-0	4-5-0	6-4-2	0-0-0	0-2-0	9-4-0	7-7-0	6-5-4	8-2-1	0-0-0
Toledo	63-91	0-0-0	0-1-0	5-3-0	9-4-0	9-6-0	0-0-0	0-0-0	11-1-4	10-5-0	10-2-5	9-9-3	0-0-0
TCU	63-59	DNP	0-0-0	7-1-1	12-14-1	2-7-1	DNP	DNP	6-3-0	8-7-3	15-5-3	13-10-3	DNP
UT Martin	68-59	---	1-1-1	10-2-1	7-12-2	6-3-2	DNP	DNP	3-7-0	23-7-0	7-3-8	11-7-2	0-0-0
Little Rock	55-48	---	0-0-0	5-5-0	4-9-1	0-3-0	0-0-0	0-0-0	2-1-2	13-6-1	19-6-1	12-8-3	0-0-0
Indiana State*	71-62	---	0-0-0	10-7-3	7-9-0	2-5-1	DNP	2-0-0	9-1-0	10-9-3	12-1-5	16-7-2	3-0-0
Evansville*	73-61	---	0-0-0	7-1-1	8-5-0	2-8-1	0-0-0	0-0-0	2-3-1	10-10-4	27-10-5	17-7-4	0-0-0
Illinois State*	63-67	---	DNP	5-0-1	12-13-2	0-4-2	DNP	DNP	6-2-1	18-14-0	11-4-4	11-7-4	0-0-0
Bradley*	87-54	---	2-3-0	19-2-1	9-4-1	8-5-5	0-0-0	0-0-0	2-4-6	23-13-0	12-3-5	4-6-2	8-0-0
Southern Illinois*	78-57	---	2-1-0	9-2-0	4-12-2	13-11-1	0-2-0	0-0-0	2-1-1	13-15-3	25-4-10	10-8-1	0-0-0
Valparaiso*	68-77	---	0-0-0	9-4-1	4-3-2	2-2-0	DNP	DNP	0-0-0	15-3-4	11-7-4	22-3-3	5-0-1
Belmont*	66-75	---	0-0-0	DNP	2-2-0	16-5-1	DNP	DNP	6-3-1	10-12-1	21-5-4	8-11-2	3-0-0
Murray State*	77-61	---	0-0-4	DNP	16-10-3	10-2-2	0-0-0	0-1-0	13-4-4	12-7-0	13-8-2	12-3-2	1-1-2
UNI*	71-67	---	DNP	DNP	14-2-0	14-4-4	DNP	DNP	8-4-2	7-6-1	14-5-7	11-6-5	3-0-1
Drake*	64-54	---	DNP	DNP	8-8-2	12-2-1	DNP	DNP	2-2-5	7-10-1	15-4-2	14-8-6	6-1-0
Southern Illinois*	70-68	---	DNP	DNP	7-11-4	16-7-2	DNP	DNP	7-7-4	6-4-1	21-4-4	10-3-3	3-0-1
UIC*	68-57	---	0-0-0	DNP	2-3-1	12-9-4	0-0-0	0-0-0	12-3-0	25-15-6	3-2-2	8-3-4	6-1-1
Bradley*	74-64	---	DNP	DNP	5-10-1	13-9-4	DNP	---	8-3-2	15-5-0	19-5-2	14-3-5	0-1-0
Illinois State*	71-66	---	DNP	DNP	14-13-2	9-6-2	DNP	---	6-4-0	13-5-1	15-4-2	11-4-3	3-0-0
Murray State*	92-86	---	DNP	DNP	9-7-4	19-11-1	DNP	---	15-4-5	10-11-0	23-6-6	16-8-6	0-1-1
Belmont*	58-68	---	DNP	DNP	6-6-1	6-9-1	DNP	---	17-4-2	9-12-0	19-3-4	1-5-0	0-0-0
Evansville*	63-51	---	DNP	0-0-0	7-10-1	9-8-1	DNP	---	15-2-3	11-13-0	15-5-4	6-3-3	0-2-2
Indiana State*	77-66	---	0-0-0	3-3-0	4-3-2	4-5-2	0-0-0	---	9-4-2	23-11-2	20-5-4	11-1-1	3-1-2
Drake*	63-83	---	4-2-0	2-0-1	7-5-1	2-0-0	0-1-0	---	4-5-1	10-4-1	22-4-3	4-3-1	8-0-1
UNI*	67-86	---	0-0-0	3-0-0	12-3-4	10-4-0	2-0-0	---	5-6-2	12-4-2	12-7-3	11-1-3	0-0-1
[12] Bradley	71-53	---	4-4-1	11-1-2	12-10-3	19-7-2	0-0-1	---	5-2-2	16-9-1	0-4-8	4-2-2	DNP
[4] Drake	70-73	---	0-0-0	7-1-0	3-0-0	9-4-4	DNP	---	9-3-1	13-9-0	21-5-4	8-5-4	DNP
Nebraska@	65-74	---	0-0-0	0-0-0	1-4-2	6-6-1	DNP	---	8-8-3	21-14-0	17-3-5	12-8-0	DNP

P-Points; R-Rebounds; A-Assists; DNP-Did Not Play; Bold indicates home game; *-MVC game; #-AP ranking; @ - WNIT

2022-23 SINGLE-GAME TEAM TOTALS

Opponent	FG%	MISSOURI STATE								Score	FG%	OPPONENTS							
		(fg-fga)	FT%	(ft-fta)	3fg-a	Reb	PF	AS	ST			(fg-fga)	FT%	(ft-fta)	3fg-a	Reb	PF	AS	ST
Missouri	.313	20-64	.412	7-17	4-18	39	19	11	6	51-68	.529	27-51	.650	13-20	1-13	37	20	12	9
Saint Louis	.466	27-58	.500	11-22	6-14	52	19	17	13	71-55	.355	22-62	.563	9-16	2-18	26	22	10	10
Oklahoma State	.361	22-61	.500	6-12	4-15	43	14	10	6	54-73	.459	28-61	.583	7-12	10-23	32	12	19	9
UTSA	.441	26-59	.882	15-17	7-15	33	16	19	12	74-51	.367	18-49	.688	11-16	4-12	35	15	15	1
Middle Tennessee	.315	17-54	.773	17-22	3-13	37	23	9	6	54-79	.424	25-59	.885	23-26	6-21	39	20	14	12
Toledo	.338	23-68	.722	13-18	4-19	39	25	12	9	63-91	.615	32-52	.769	20-26	7-11	32	15	19	8
TCU	.323	20-62	.643	18-28	5-15	53	21	12	7	63-59	.404	23-57	.400	10-25	3-16	34	21	10	12
UT Martin	.410	25-61	.519	14-27	4-17	45	13	16	13	68-59	.368	21-57	.778	14-18	3-18	31	22	5	9
Little Rock	.346	18-52	.708	17-24	2-9	41	15	8	5	63-91	.378	17-45	.824	14-17	0-3	25	22	7	7
Indiana State*	.377	23-61	.690	20-29	5-25	44	22	14	10	71-62	.298	17-57	.767	23-30	5-19	42	25	10	4
Evansville*	.478	33-69	.667	6-9	1-9	46	18	16	9	73-61	.375	21-56	.813	13-16	6-19	29	16	12	4
Illinois State*	.366	26-71	.286	4-14	7-18	50	20	14	5	63-67	.446	25-56	.765	13-17	4-13	32	15	9	4
Bradley*	.507	36-71	.588	10-17	5-15	42	7	20	9	87-54	.396	21-53	.833	5-6	7-17	29	17	9	4
Southern Illinois*	.417	30-72	.600	15-25	3-13	62	13	18	7	78-57	.324	23-71	.714	10-14	1-6	34	22	2	10
Valparaiso*	.510	25-49	.867	13-15	5-9	23	22	15	3	68-77	.471	24-51	.828	24-29	5-18	28	16	12	11
Belmont*	.347	26-75	.588	10-17	4-15	50	20	9	5	66-75	.400	24-60	.800	20-25	7-17	40	14	16	3
Murray State*	.540	34-63	.625	5-8	4-11	40	14	19	7	77-61	.396	19-48	.818	18-22	5-18	21	8	10	2
UNI*	.556	30-54	.389	7-18	4-9	31	13	20	6	71-67	.518	29-56	.750	6-8	3-16	23	16	6	10
Drake*	.388	26-67	.625	5-8	7-15	38	20	17	9	64-54	.386	17-44	.640	16-25	4-16	33	14	12	9
Southern Illinois*	.429	27-63	.684	13-19	3-10	44	15	19	7	70-68	.397	23-58	.750	18-24	4-13	32	20	9	13
UIC*	.439	29-66	.467	7-15	3-14	42	17	18	7	68-57	.438	21-48	.667	12-18	3-6	30	16	10	8
Bradley*	.414	24-58	.828	24-29	2-9	37	14	14	8	74-64	.448	26-58	.625	10-16	2-13	33	19	13	2
Illinois State*	.396	21-53	.788	26-33	3-10	41	25	10	8	71-66	.345	20-58	.786	22-28	4-20	33	24	5	7
Murray State*	.402	33-82	.667	16-24	10-28	50	16	23	10	92-86	.444	32-72	.625	10-16	12-29	44	21	14	7
Belmont*	.290	18-62	.594	19-32	3-13	47	21	8	6	58-68	.480	24-50	.536	15-28	5-17	33	23	11	7
Evansville*	.353	24-68	.636	14-22	1-9	49	14	14	10	63-51	.333	17-51	.800	16-20	1-5	31	21	8	4
Indiana State*	.460	29-63	.722	13-18	6-20	37	18	15	8	77-66	.381	24-63	.813	13-16	5-16	35	19	8	7
Drake*	.349	22-63	.889	16-18	3-14	26	16	9	9	63-83	.569	33-58	.733	11-15	6-15	41	15	26	6
UNI*	.481	26-54	.647	11-17	4-10	27	21	15	6	67-86	.492	29-59	.810	17-21	11-25	32	17	14	7
[12] Bradley	.426	29-68	.533	8-15	5-16	42	14	22	14	71-53	.378	17-45	.929	13-14	6-10	26	14	9	4
[4] Drake	.431	28-65	.750	12-16	2-15	30	19	13	11	70-73	.510	26-51	.700	14-20	7-19	35	14	18	5
Nebraska@	.304	21-69	.800	16-20	7-24	47	16	11	4	65-74	.463	25-54	.731	19-26	5-19	36	15	11	8

Reb-Rebounds; PF-Personal Fouls; AS-Assists; ST-Steals; Bold indicates home game; *-MVC game; #-AP ranking; @ - WNIT

**Missouri State Highs**

Points
Field Goals Made
Field Goal Attempts
Field Goal Percentage
Three-Point Field Goals Made
Three-Point Field Goal Attempts
Three-Point Field Goal Percentage
Free Throws Made
Free Throw Attempts
Free Throw Percentage
Rebounds
Assists
Steals

Blocked Shots
Turnovers
Fouls

Individual

27, Aniya Thomas at Evansville (Dec. 31)
13, Aniya Thomas at Evansville (Dec. 31)
22, Aniya Thomas at Drake (March 2)
1.000 (6-6), Jade Masogayo vs. UNI (Jan. 26)
5, Isabelle Delarue vs. Saint Louis (Nov. 15)
10, Aniya Thomas vs. Murray State (Feb. 17)
1.000 (2-2), done by two players on three occasions
12, Sydney Wilson at Indiana State (Dec. 29)
14, Sydney Wilson at Indiana State (Dec. 29)
1.000, done by four players on 10 occasions
15, done 3 times, last Kennedy Taylor vs. UIC (Feb. 4)
10, vs. Southern Illinois (Jan. 11)
6, Aniya Thomas at Evansville (Dec. 31)
6, Sydney Wilson vs. Drake (Jan. 28)
5, Jade Masogayo vs. Oklahoma State (Nov. 17)
6, done by five players on five occasions
5, done by four players on eight occasions

Team

92, vs. Murray State (Feb. 17)
36, vs. Bradley (Jan. 7)
82, vs. Murray State (Feb. 17)
.556 (30-54), vs. UNI (Jan. 26)
10, vs. Murray State (Feb. 17)
28, vs. Murray State (Feb. 17)
.556 (5-9), at Valparaiso (Jan. 14)
26 at Illinois State (Feb. 12)
33 at Illinois State (Feb. 12)
.889 (16-18) at Drake (March 2)
62, vs. Southern Illinois (Jan. 11)
23, vs. Murray State (Feb. 17)
14, vs. Bradley (March 9)

7, at Belmont (Jan. 20)
27, vs. Saint Louis (Nov. 15)
25, at Toledo (Dec. 4)
25, at Illinois State (Feb. 12)

Opponent Highs

Points
Field Goals Made
Field Goal Attempts
Field Goal Percentage
Three-Point Field Goals Made

Three-Point Field Goal Attempts

Three-Point Field Goal Percentage

Free Throws Made
Free Throw Attempts
Free Throw Percentage
Rebounds

Assists
Steals
Blocked Shots
Turnovers
Fouls

Individual

34, Katelyn Young, vs. Murray State (Feb. 17)
15, Katelyn Young, vs. Murray State (Feb. 17)
25, Katelyn Young, vs. Murray State (Feb. 17)
1.000 (7-7), Anna Miller at Drake (March 2)
5, Naomie Alnatas vs. Oklahoma State (Nov. 17)
5, Hannah McKay vs. Murray State (Feb. 17)
10, Naomie Alnatas vs. Oklahoma State (Nov. 17)
10, Caroline Waite at Bradley (Feb. 10)
1.000 (3-3), two players on two occasions
1.000 (2-2), three players on three occasions
11, Sam Haiby at Nebraska (March 15)
13, Sam Haiby at Nebraska (March 15)
1.000, done by 23 players on 16 occasions
12, Maggie Bair at Drake (March 2)
12, Isabelle Bourne at Nebraska (March 15)
9, Destinee Wells at Belmont (Jan. 20)
7, Jaidynn Mason at Southern Illinois (Feb. 1)
6, done by two players on three occasions
7, Alex Rouse vs. Bradley (Jan. 7)
5, done by 10 players on nine occasions

Team

91, at Toledo (Dec. 4)
33, at Drake (March 2)
72, vs. Murray State (Feb. 17)
.615 (32-52), at Toledo (Dec. 4)
12, vs. Murray State (Feb. 17)

29, vs. Murray State (Feb. 17)

.636 (7-11), at Toledo (Dec. 4)

24, at Valparaiso (Jan. 14)
30, at Indiana State (Dec. 29)
.929 (13-14) vs. Bradley (March 9)
44, vs. Murray State (Feb. 17)

26, at Drake (March 2)
13, at Southern Illinois (Feb. 1)
9, at Southern Illinois (Feb. 1)
23, vs. Drake (Jan. 28)
25, at Indiana State (Dec. 29)

Team Lows

Points
Field Goals Made
Field Goal Attempts
Field Goal Percentage
Three-Point Field Goals Made

Three-Point Field Goal Attempts
Three-Point Field Goal Percentage

Free Throws Made
Free Throw Attempts

Free Throw Percentage
Rebounds
Assists

Steals
Blocked Shots
Turnovers
Fouls

Missouri State

51, vs. Missouri (Nov. 7)
17, vs. Middle Tennessee (Nov. 26)
49, at Valparaiso (Jan. 14)
.290 (18-62) vs. Belmont (Feb. 19)
1, at Evansville (Dec. 31)
1, vs. Evansville (Feb. 23)
9, done six times, last vs. Evansville (Feb. 23)
.111 (1-9), at Evansville (Dec. 31)
.111 (1-9), vs. Evansville (Feb. 23)
4, vs. Illinois State (Jan. 5)
8, at Murray State (Jan. 22)
8, vs. Drake (Jan. 28)
.286 (4-14), vs. Illinois State (Jan. 5)
23, at Valparaiso (Jan. 14)
8, vs. Little Rock (Dec. 21)
8, vs. Belmont (Feb. 19)
3, at Valparaiso (Jan. 14)
0, done 3 times, last at UNI (March 4)
10, at Bradley (Feb. 10)
7, vs. Bradley (Jan. 7)

Opponents

48, vs. Little Rock (Dec. 21)
17, on 5 occasions, last vs. Bradley (March 9)
44, vs. Drake (Jan. 28)
.298 (17-57), at Indiana State (Dec. 29)
0, vs. Little Rock (Dec. 21)

3, vs. Little Rock (Dec. 21)
.000 (0-3), vs. Little Rock (Dec. 21)

5, vs. Bradley (Jan. 7)
6, vs. Bradley (Jan. 7)

.400 (10-25), at TCU (Dec. 9)
21, at Murray State (Jan. 22)
2, vs. Southern Illinois (Jan. 11)

1, vs. UTSA (Nov. 25)
0, done 4 times
9, vs. Illinois State (Jan. 5)
8, at Murray State (Jan. 22)

*Individual minimum for field goal percentage is five made; minimum for three-point percentage is two made; minimum for free throw percentage is three made.



2023 Missouri Valley Conference Tournament

Vibrant Arena at The MARK - Moline, Ill.



All-Missouri Valley Conference Teams

First Team	School	Ht.	Yr.	Pos.	Hometown
Madison Bartley	Belmont	6-3	Jr.	F	Kettering, Ohio
Maggie Bair	Drake	6-3	Sr.	F	Glen Ellyn, Ill.
Grace Boffeli	UNI	6-1	So.	F	Cedar Falls, Iowa
Paige Robinson	Illinois State	5-11	Gr.	G	Bethany, Ill.
Destinee Wells	Belmont	5-6	Jr.	G	Lakeland, Tenn.
Katelyn Young	Murray State	6-1	Jr.	F	Oakwood, Ill.

Second Team	School	Ht.	Yr.	Pos.	Hometown
Abby Feit	Evansville	6-1	Sr.	G/F	Normal, Ill.
Ashley Jones	Southern Illinois	5-7	Gr.	G	Philadelphia, Pa.
Maya McDermott	UNI	5-6	So.	G	Johnston, Iowa
Aniya Thomas	Missouri State	5-7	Sr.	G	Duncanville, Texas
DeAnna Wilson	Illinois State	6-2	Sr.	F	St. Louis, Mo.

Third Team	School	Ht.	Yr.	Pos.	Hometown
Grace Berg	Drake	6-0	R-Sr.	F	Indianola, Iowa
Mary Crompton	Illinois State	5-8	Gr.	G	Iowa City, Iowa
Katie Dinnebier	Drake	5-8	So.	G	West Des Moines, Iowa
Josie Filer	UIC	6-1	Gr.	F	Des Moines, Iowa
Kennedy Taylor	Missouri State	6-3	So.	F	Shawnee Mission, Kan.

All-Defensive Team	School	Ht.	Yr.	Pos.	Hometown
Kate Bullman	Illinois State	6-2	Jr.	F	Grayslake, Ill.
Katie Dinnebier	Drake	5-8	So.	G	West Des Moines, Iowa
Quierra Love	Southern Illinois	5-4	So.	G	Glen Carbon, Ill.
Anna Miller	Drake	6-3	So.	F	Rochester, Minn.
Aniya Thomas	Missouri State	5-7	Sr.	G	Duncanville, Texas

All-Newcomer Team	School	Ht.	Yr.	Pos.	Hometown
Josie Filer	UIC	6-1	Gr.	F	Des Moines, Iowa
Sydni Harvey	Belmont	5-10	Gr.	G	Nashville, Tenn.
Ashley Jones	Southern Illinois	5-7	Gr.	G	Philadelphia, Pa.
Paige Robinson	Illinois State	5-11	Gr.	G	Bethany, Ill.
Aniya Thomas	Missouri State	5-7	Sr.	G	Duncanville, Texas
Kennedy Taylor	Missouri State	6-3	So.	F	Shawnee Mission, Kan.

All-Freshman Team	School	Ht.	Yr.	Pos.	Hometown
Bella Finnegan	Indiana State	6-0	Fr.	G	Hometown, Ill.
Ryley Goebel	UNI	5-10	Fr.	G	Nashville, Tenn.
Jade Masogayo	Missouri State	6-3	Fr.	G	Fort Worth, Texas
Jaidynn Mason	Southern Illinois	5-9	Fr.	G	Blue Springs, Mo.
Ali Saunders	Valparaiso	5-10	Fr.	G	Depauw, Ind.

2022-23 Lady Bear Honors

Indya Green

- MVC Newcomer of the Week (Dec. 12)

Kennedy Taylor

- MVC Newcomer of the Week (D19, J9, F6, F27)
- Third-Team All-MVC
- MVC All-Newcomer Team

Aniya Thomas

- MVC Newcomer of the Week (J2, J23)
- Second-Team All-MVC
- MVC All-Newcomer Team
- MVC All-Defensive Team

Sydney Wilson

- MVC Player of the Week (Jan. 30)
- CSC Academic All-District Team
- MVC Scholar-Athlete Honorable Mention

Jade Masogayo

- MVC Newcomer of the Week (Feb. 20)
- MVC Freshman of the Year
- MVC All-Freshman Team

2022-23 Individual NCAA Rankings

Category	Player	Rank (if top 100)	Value
Assists	Aniya Thomas	61	140
Assists/Game	Aniya Thomas	71	4.4
Blocks	Jade Masogayo	76	44
Blocks/Game	Jade Masogayo	88	1.38
FG Attempts	Aniya Thomas	85	444
Minutes/Game	Aniya Thomas	66	35.4
Rebounds	Kennedy Taylor	71	272
OReb./Game	Kennedy Taylor	13	4.0
Reb./Game	Kennedy Taylor	76	8.5

2022-23 Team NCAA Rankings

Category	Rank (of 350)	Value
Assist/Turnover	109	0.94
Assists/Game	85	14.6
Blocks/Game	208	2.7
Field Goal %	186	.404
Field Goal % Defense	276	.424
Free Throw Att./Game	55	19.5
Free Throws Made/Game	117	12.8
Free Throw %	323	.653
Rebound Margin	10	+8.9
Rebounds/Game	26	41.5
OReb./Game	8	16.2
DReb./Game	168	25.2
Scoring Offense	118	68.1
Scoring Defense	224	66.0
Scoring Margin	160	+2.1
Steals/Game	141	8.0
3-Point% Defense	152	.307
3-Pointers/Game	305	4.2
3-Point %	251	.292
Turnover Margin	175	0.12
Turnovers/Game	171	15.5
Winning Percentage	103	.625

*Players must meet statistical minimums to qualify

MVC Specialty Award Winners

Jackie Stiles Player of the Year: Paige Robinson, ILS

Newcomer of the Year: Paige Robinson, ILS

Defensive Player of the Year: Anna Miller, Drake

Sixth Player of the Year: Anna Miller, Drake

Most Improved Player: Maya McDermott, UNI

Freshman of the Year: Jade Masogayo, MOST

Coach of the Year: Kristen Gillespie, ILS

Scholar-Athlete of the Year: Mary Crompton, ILS



Missouri Valley Conference Standings

No.	Team	MVC	Pct.	Overall	Pct.	Home	Away	Neutral	Pts/G	Opp/G
1.	Illinois State	17-3	.850	24-9	.727	11-3	10-5	3-1	68.8	62.4
2.	Belmont	17-3	.850	23-12	.657	11-3	9-6	3-3	71.6	67.1
3.	Northern Iowa	16-4	.800	23-10	.697	12-4	8-5	3-1	74.6	65.5
4.	Drake	14-6	.700	22-10	.688	12-2	6-6	4-2	79.2	66.0
5.	Missouri State	14-6	.700	20-12	.625	11-4	7-6	2-2	68.1	66.0
6.	UIC	9-11	.450	19-17	.528	9-5	6-8	4-4	57.7	58.4
7.	Southern Illinois	8-12	.400	12-19	.387	6-9	5-8	1-2	73.4	75.0
8.	Murray State	7-13	.350	15-16	.484	8-6	6-9	1-1	68.8	65.9
9.	Evansville	6-14	.300	11-19	.367	6-8	5-10	0-1	62.8	73.2
10.	Indiana State	6-14	.300	11-19	.367	7-10	4-8	0-1	64.5	67.4
11.	Valparaiso	5-15	.250	7-23	.233	3-12	4-10	0-1	59.6	71.4
12.	Bradley	1-19	.050	4-28	.125	2-12	2-14	0-2	57.0	73.3



Missouri Valley Conference Team Overall Statistical Leaders

Scoring Offense	G	Pts.	Avg.	3-FG Pct.	3FGM	3FGA	3FG%	Rebounding	G	Reb.	Avg.
Drake	32	2533	79.2	Illinois State	244	665	0.367	Drake	32	1367	42.7
Northern Iowa	33	2461	74.6	Murray State	229	649	0.353	Missouri State	32	1327	41.5
Southern Illinois	31	2275	73.4	Northern Iowa	281	800	0.351	Northern Iowa	33	1211	36.7
Belmont	35	2506	71.6	Belmont	289	845	0.342	Murray State	31	1135	36.6
Murray State	31	2134	68.8	Drake	251	742	0.338	Indiana State	30	1094	36.5
Illinois State	33	2269	68.8	Southern Illinois	175	526	0.333	Southern Illinois	31	1103	35.6
Missouri State	32	2180	68.1	Valparaiso	220	677	0.325	Belmont	35	1245	35.6
Indiana State	30	1934	64.5	Bradley	174	537	0.324	Evansville	30	1039	34.6
Evansville	30	1884	62.8	Indiana State	174	543	0.320	Illinois State	33	1142	34.6
Valparaiso	30	1788	59.6	Evansville	157	522	0.301	UIC	36	1198	33.3
UIC	36	2076	57.7	UIC	166	559	0.297	Bradley	32	1034	32.3
Bradley	32	1825	57.0	Missouri State	136	466	0.292	Valparaiso	30	874	29.1
Scoring Defense	G	Pts.	Avg.	Rebound Margin	Team	Opp.	Margin	Off. Rebounding	G	Reb.	Avg.
UIC	36	2102	58.4	Drake	1367	1037	+10.3	Missouri State	32	520	16.3
Illinois State	33	2059	62.4	Missouri State	1327	1043	+8.9	Southern Illinois	31	368	11.9
Northern Iowa	33	2160	65.5	Murray State	1135	1012	+4.0	Indiana State	30	336	11.2
Murray State	31	2043	65.9	UIC	1198	1109	+2.5	UIC	36	401	11.1
Drake	32	2113	66.0	Northern Iowa	1211	1181	+0.9	Drake	32	350	10.9
Missouri State	32	2113	66.0	Indiana State	1094	1073	+0.7	Evansville	30	310	10.3
Belmont	35	2350	67.1	Illinois State	1142	1199	-1.7	Murray State	31	320	10.3
Indiana State	30	2023	67.4	Belmont	1245	1316	-2.0	Illinois State	33	334	10.1
Valparaiso	30	2143	71.4	Southern Illinois	1103	1188	-2.7	Belmont	35	343	9.8
Evansville	30	2196	73.2	Evansville	1039	1142	-3.4	Northern Iowa	33	323	9.8
Bradley	32	2346	73.3	Valparaiso	874	1022	-4.9	Bradley	32	284	8.9
Southern Illinois	31	2324	75.0	Bradley	1034	1256	-6.9	Valparaiso	30	186	6.2
Scoring Margin	Off.	Def.	Margin	Blocked Shots	G	BS	Avg.	Def. Rebounding	G	Reb.	Avg.
Drake	79.2	66.0	+13.1	Drake	32	184	5.75	Drake	32	1017	31.8
Northern Iowa	74.6	65.5	+9.1	Southern Illinois	31	149	4.81	Northern Iowa	33	888	26.9
Illinois State	68.8	62.4	+6.4	Illinois State	33	143	4.33	Murray State	31	815	26.3
Belmont	71.6	67.1	+4.5	Belmont	35	135	3.86	Belmont	35	902	25.8
Murray State	68.8	65.9	+2.9	Northern Iowa	33	118	3.58	Indiana State	30	758	25.3
Missouri State	68.1	66.0	+2.1	Evansville	30	87	2.90	Missouri State	32	807	25.2
UIC	57.7	58.4	-0.7	Missouri State	32	87	2.72	Illinois State	33	808	24.5
Southern Illinois	73.4	75.0	-1.6	Indiana State	30	76	2.53	Evansville	30	729	24.3
Indiana State	64.5	67.4	-3.0	UIC	36	86	2.39	Southern Illinois	31	735	23.7
Evansville	62.8	73.2	-10.4	Murray State	31	55	1.77	Bradley	32	750	23.4
Valparaiso	59.6	71.4	-11.8	Valparaiso	30	46	1.53	Valparaiso	30	688	22.9
Bradley	57.0	73.3	-16.3	Bradley	32	48	1.50	UIC	36	797	22.1
Free Throw Pct.	FTM	FTA	FT%	Assists	G	A	Avg.	Turnover Margin	Team	Opp.	Margin
Murray State	389	493	0.789	Drake	32	666	20.81	Southern Illinois	454	539	+2.74
Illinois State	441	598	0.737	Murray State	31	485	15.65	Illinois State	407	492	+2.58
Drake	452	624	0.724	Southern Illinois	31	473	15.26	Northern Iowa	407	471	+1.94
Valparaiso	350	489	0.716	Missouri State	32	467	14.59	Indiana State	487	501	+0.47
Evansville	491	689	0.713	Belmont	35	499	14.26	Belmont	452	467	+0.43
Bradley	295	417	0.707	Northern Iowa	33	445	13.48	Missouri State	496	500	+0.13
Indiana State	364	520	0.700	Indiana State	30	376	12.53	UIC	543	522	-0.58
Belmont	443	634	0.699	UIC	36	451	12.53	Murray State	435	397	-1.23
Southern Illinois	376	544	0.691	Illinois State	33	405	12.27	Evansville	506	427	-2.63
Northern Iowa	418	606	0.690	Bradley	32	380	11.88	Bradley	487	396	-2.84
UIC	488	731	0.668	Evansville	30	345	11.50	Drake	560	455	-3.28
Missouri State	408	625	0.653	Valparaiso	30	341	11.37	Valparaiso	559	417	-4.73
Field Goal Pct.	FGM	FGA	FG%	Steals	G	ST	Avg.	AST/TO Ratio	A	TO	Ratio
Drake	915	1902	0.481	Southern Illinois	31	307	9.90	Drake	666	560	+1.19
Northern Iowa	881	1992	0.442	Drake	32	255	7.97	Murray State	485	435	+1.11
Belmont	887	2026	0.438	Missouri State	32	255	7.97	Belmont	499	452	+1.10
Southern Illinois	862	1995	0.432	Indiana State	30	234	7.80	Northern Iowa	445	407	+1.09
Murray State	758	1761	0.430	Northern Iowa	33	235	7.12	Southern Illinois	473	454	+1.04
Illinois State	792	1893	0.418	UIC	36	237	6.58	Illinois State	405	407	+1.00
Valparaiso	609	1475	0.413	Valparaiso	30	185	6.17	Missouri State	467	496	+0.94
Missouri State	818	2025	0.404	Bradley	32	192	6.00	UIC	451	543	+0.83
Indiana State	698	1733	0.403	Illinois State	33	190	5.76	Bradley	380	487	+0.78
UIC	711	1819	0.391	Murray State	31	177	5.71	Indiana State	376	487	+0.77
Bradley	678	1785	0.380	Belmont	35	199	5.69	Evansville	345	506	+0.68
Evansville	618	1646	0.375	Evansville	30	169	5.63	Valparaiso	341	559	+0.61



Inside the Numbers

(Missouri State vs. 2022-23 Opponents)

Category	MSU	OPP
Scoring Average	68.1	66.0
Scoring Margin	+2.1	-2.1
Field Goal Percentage	.404	.424
3FG Percentage	.292	.307
Free Throw Percentage	.653	.729
Rebound Margin	+8.9	-8.9
Assists Per Game	14.6	11.4
Assist/Turnover	.09	0.7
Blocks Per Game	.27	3.3
Steals Per Game	8.0	7.0

MSU Record When...

When starting:	
Delarue, Green, Rocca, Taylor, Thomas	0-1
Delarue, Green, Taylor, Thomas, Wilson	6-5
Delarue, Green, Masogayo, Thomas, Wilson	3-0
Green, Rocca, Taylor, Thomas, Wilson	11-6
At home	11-4
On the road	7-6
On a neutral court	2-2
In games decided by 5 points or less	4-2
Winning the opening tip	16-9
Losing the opening tip	4-3
Leading at half	16-3
Trailing at half	4-9
Tied at half	0-0
Leading w/ 5:00 left in regulation	19-2
Leading w/ 2:00 left in regulation	19-0
Leading in bench scoring	11-2
Leading in points in paint	16-2
Leading in 2nd-chance points	16-7
Leading in fast-break points	7-1
Leading in points off turnovers	12-3
Scoring below 50	0-0
Scoring 50-59	1-4
Scoring 60-69	5-7
Scoring 70-79	12-1
Scoring 80-89	1-0
Scoring 90+	1-0
Opponent scoring below 50	1-0
Opponent scoring 50-59	10-0
Opponent scoring 60-69	8-3
Opponent scoring 70-79	0-6
Opponent scoring 80-89	1-2
Opponent scoring 90+	0-1
Shooting under 30% from the field	0-1
Shooting 30-39.9% from the field	6-8
Shooting 40-49.9% from the field	11-2
Shooting above 50% from the field	3-1
Shooting under 50% from the FT line	2-2
Shooting 50-59.9% from the FT line	4-3
Shooting 60-69.9% from the FT line	9-1
Shooting 70-79.9% from the FT line	3-3
Shooting above 80% from the FT line	2-3
Attempting more FG than opponent	15-8
Attempting fewer FG than opponent	3-3
Attempting same FG as opponent	2-1
Making more 3FG than opponent	10-3
Making fewer 3FG than opponent	6-8
Making same 3FG as opponent	4-1
Making more FT than opponent	10-2
Making fewer FT than opponent	8-10
Making same FT as opponent	2-0
More rebounds than opponent	19-7
Fewer rebounds than opponent	1-5
Same rebounds as opponent	0-0
More turnovers than opponent	6-8
Fewer turnovers than opponent	12-3
Same turnovers as opponent	2-1
More steals than opponent	13-5
Fewer steals than opponent	6-7
Same steals as opponent	1-0
More assists than opponent	20-3
Fewer assists than opponent	0-8
Same assists as opponent	0-1
Against AP Top 25 teams	0-0
Against teams receiving votes (either poll)	0-0
In Illinois	4-1
In Indiana	2-1
In Iowa	0-2
In Kentucky	1-0
In Missouri	11-4
In Nebraska	0-1
In Nevada	1-1
In Ohio	0-1
In Tennessee	0-1
In Texas	1-0

Missouri Valley Conference Weekly Awards

Player of the Week

November 14	Destinee Wells, BEL
November 21	Paige Robinson, ILS
November 28	Megan Meyer, DU
December 5	Katelyn Young, MUR
December 12	Maggie Bair, DU
December 19	Katelyn Young, MUR
December 27	Sydni Harvey, BEL
January 2	Grace Boffeli, UNI
January 9	Katelyn Young, MUR
January 16	Maya McDermott, UNI
January 23	Madison Bartley, BEL
January 30	Sydney Wilson, MOST
February 6	Madison Bartley, BEL
February 13	Destinee Wells, BEL
February 20	Katelyn Young, MUR
February 27	Destinee Wells, BEL
March 6	Maggie Bair, DU

Newcomer of the Week

November 14	Josie Filer, UIC
November 21	Paige Robinson, ILS
November 28	Paige Robinson, ILS
December 5	Ashley Jones, SIU
December 12	Indya Green, MOST
December 19	Kennedy Taylor, MOST
December 27	Sydni Harvey, BEL
January 2	Aniya Thomas, MOST
January 9	Kennedy Taylor, MOST
January 16	Josie Filer, UIC
January 23	Aniya Thomas, MOST
January 30	Ashley Jones, SIU
February 6	Kennedy Taylor, MOST
February 13	Paige Robinson, ILS
February 20	Jade Masogayo, MOST
February 27	Kennedy Taylor, MOST
March 6	Paige Robinson, ILS

Missouri Valley Conference Individual Statistical Leaders

Scoring	G	Pts.	Avg.
Katelyn Young, MUR	31	662	21.4
Destinee Wells, BEL	35	684	19.5
Paige Robinson, ILS	32	584	18.3
Ashley Jones, SIU	29	494	17.0
Maggie Bair, DU	32	528	16.5
Grace Boffeli, UNI	33	531	16.1
Abby Feit, UE	28	434	15.5
Aniya Thomas, MOST	32	476	14.9
Maya McDermott, UNI	33	484	14.7
Madison Bartley, BEL	35	493	14.1

Rebounding	G	Reb.	Avg.
Grace Boffeli, UNI	33	303	9.2
Maggie Bair, DU	32	273	8.5
Kennedy Taylor, MOST	32	272	8.5
Katelyn Young, MUR	31	241	7.8
Abby Feit, UE	28	214	7.6
Leah Earnest, VALPO	30	222	7.4
Indya Green, MOST	32	231	7.2
DeAnna Wilson, ILS	33	237	7.2
Isis Fitch, BRAD	32	219	6.8
Josie Filer, UIC	36	238	6.6

Blocks	G	Blks	Avg.
Promise Taylor, SIU	31	95	3.1
Anna Miller, DU	32	72	2.3
Maggie Bair, DU	32	54	1.7
Kate Bullman, ILS	33	50	1.5
Jade Masogayo, MOST	32	44	1.4
Ryley Goebel, UNI	31	41	1.3
Tessa Miller, BEL	35	39	1.1
Abby Feit, UE	28	28	1.0
Cynthia Wolf, UNI	28	25	0.9
Tamara Nard, SIU	25	22	0.9

Assists	G	Ast	Avg.
Katie Dinnebier, DU	32	185	5.8
Destinee Wells, BEL	35	172	4.9
Aniya Thomas, MOST	32	140	4.4
Ashley Jones, SIU	29	116	4.0
Quierra Love, SIU	31	121	3.9
Anna Newman, UE	26	101	3.9
Kristian Young, UIC	36	131	3.6
Maya Wong, ILS	33	118	3.6
Maya McDermott, UNI	33	116	3.5
Macey Turley, MUR	30	98	3.3

Steals	G	Stl	Avg.
Anna McKendree, INS	30	71	2.4
Quierra Love, SIU	31	62	2.0
Aniya Thomas, MOST	32	63	2.0
Jaidynn Mason, SIU	31	55	1.8
Katie Dinnebier, DU	32	55	1.7
Kristian Young, UIC	36	57	1.6
Ryley Goebel, UNI	31	43	1.4
Del'Janee Williams, INS	30	41	1.4
Ashley Jones, SIU	29	39	1.3
Sydney Wilson, MOST	31	40	1.3





Game 1

Missouri 68 Missouri State 51

November 7, 2022 - Springfield, Mo.
Great Southern Bank Arena

SPRINGFIELD - Missouri State women's basketball fell in its season opener, 68-51, to in-state rival Missouri here Monday night.

The Lady Bears jumped out to an early lead courtesy of a 6-0 run highlighted by a Paige Rocca three-pointer. Transfer Aniya Thomas then connected on four free throws to give the home squad an early five-point advantage. However, the Tigers had an answer, as they reeled off a 17-0 offensive surge that extended into the second quarter.

Newcomer Kennedy Taylor scored a layup to give MSU its first bucket of the second period, cutting the deficit back to 10 points. Shortly after, Capria Brown and Indya Green scored six consecutive points to bring the Lady Bears back within seven points of the Tigers.

Again, Missouri had an answer and ended the half with seven straight points to take a 31-17 lead into the half. Brown, Thomas and Taylor were MSU's leading scorers in the first half with four points each.

Missouri State continued to battle back, cutting the deficit to 13 points near the half-way point of the third quarter after back-to-back field goals from freshman Jade Masogayo. Then, a couple of 6-0 spurts to end the third period gave the visitors their largest lead of the night heading to the final 10 minutes in Springfield.

The Lady Bears put together their best offensive quarter of the night in the fourth, outscoring Mizzou 22-17. Sophomore Taylor Woodhouse was a bright spot in the final period scoring the first points of her Lady Bear career and leading MSU in the closing quarter with seven points on 3-for-3 shooting from the field. Fellow second-year player Isabelle Delarue followed with six points, going 2-for-2 from the field and at the charity stripe.

However, Missouri State was unable to get within striking distance as time wound down, ultimately falling in the season opener, 68-51.

Brown led the Lady Bears on the night with nine points, while freshman Jaiden Bryant collected a team-high eight rebounds and two steals. MSU held the Tigers to just one made three-point field goal on the night and forced 18 Missouri turnovers. The Lady Bears also won the rebounding battle, 39-37, including an 18-7 advantage on the offensive glass.

Game 2

Missouri State 71 Saint Louis 55

November 15, 2022 - Springfield, Mo.
Great Southern Bank Arena

SPRINGFIELD - Missouri State women's basketball earned its first victory of the season with a 71-55 win over Saint Louis here Tuesday night.

Sophomore Isabelle Delarue's career-high 18 points and a 14-point, 15-rebound double-double from sophomore Indya Green set the tone for the Lady Bears on the night.

Meanwhile, head coach Beth Cunningham secured her first victory at the helm of the Lady Bear program and fifth-year senior Sydney Wilson recorded her 100th career victory to take sole possession of fifth place in program history, surpassing Secelia Winkfield (1990-93).

MSU didn't waste any time on the offensive side of the ball tonight, beginning the game with eight consecutive points, six coming courtesy of back-to-back treys from Delarue. Following three baskets from SLU's Kyla McMakin to bring the Billikens back within four, the Lady Bears once again found an offensive surge, scoring the final 10 points of the quarter to lead 20-6 after the first period.

In the second quarter, both squads settled in and swapped baskets, but Missouri State was able to keep the Billikens at bay and hold its double-digit lead throughout the second period. Fifth-year senior Aniya Thomas led the way for the Lady Bears in the second frame with nine points on 4-of-5 shooting from the field. Delarue's third triple of the night came with 0:50 remaining in the first half to give MSU a 16-point, 39-23, advantage at the break.

Delarue had a game-high 12 points in the first half, while Green hauled in a game-high eight first-half rebounds. As a squad, the Lady Bears scored 24 points in the paint in the first half and grabbed 14 offensive rebounds.

Saint Louis wouldn't go down without a fight, however, outscoring MSU 19-12 in the third quarter to cut the Lady Bear lead to nine with a quarter to play. Delarue's fourth triple of the night gave Missouri State a 17-point lead before the Billikens reeled off a 10-2 run to cut the home team's lead to nine points.

The Billikens scored the first point of the final quarter to cut the MSU lead to eight, but the Lady Bears took control right back as Green and Thomas connected on layups and Sydney Wilson sank two free throws to make up a 6-0 run. Delarue's fifth three-pointer of the night put MSU ahead by 17 near the halfway mark of the final quarter and a short time later, another six consecutive points from the Lady Bears gave them their largest lead of the night at 20 points and secured their first victory of the season.

Delarue's 18 points were a career- and game-high and she became the first Lady Bear since Elle Ruffridge (3/24/21) to knock down five three-pointers in a game, while Green's double-double was the first for MSU since March 11, 2022 (Wilson and Brice Calip). Thomas had a 14-point, seven-rebound performance to put her just two points shy of 1,000 for her career.

Missouri State dominated on the glass, outrebounding the Billikens 52-26 overall and 24-16 on the offensive glass. The Lady Bears used that advantage to score 38 points in the paint, while never surrendering their lead in the game.



Official Basketball Box Score - Final
Missouri at Missouri St.
11/07/22 Great Southern Bank Arena, Springfield
2022-23 Women's Basketball

Game Time: 6:00 PM
Game Duration: 1:56
Attendance: 3,586

Missouri - 68		Record: 1-0														
NO.	Name	Min	FG	3P	FT	Rebounds	Fouls	TP	AS	TO	ST	Blocks	±			
			M/A	M/A	M/A	OR	DR	TOT	PF	FD		BS	BA			
43	Hayley Frank	6:10	1-3	0-0	4-6	0	4	4	4	17	3	2	2	0	1	5
32	Jayla Kelly	10:33	2-2	0-0	0-0	0	3	3	4	1	4	0	3	1	0	-5
1	Lauren Hansen	G 24:13	4-11	0-5	1-1	0	3	3	2	1	9	1	3	1	0	0
4	Maria Demberle	G 22:20	3-6	0-1	1-1	1	3	4	1	3	7	0	2	1	0	2
13	Hayley Troup	G 25:28	3-5	0-2	2-3	0	0	0	2	4	8	1	3	1	0	6
2	Sara-Rose Smith	31:01	4-6	0-1	2-3	5	5	10	1	3	10	2	1	1	0	23
10	Katlyn Gilbert	19:35	4-7	0-0	1-2	0	2	2	2	1	9	3	1	0	0	15
20	Sarah Linthacum	15:13	0-0	0-0	0-0	4	4	2	0	0	0	1	1	0	0	15
21	Averi Kroenke	12:31	0-2	0-1	2-4	1	0	1	1	2	2	1	1	1	0	7
40	Micah Linthacum	01:13	0-0	0-0	0-0	0	0	0	0	0	0	0	0	0	0	2
24	Ashton Judd	11:04	1-2	0-0	0-0	0	5	5	1	0	2	1	0	0	0	2
Team			0	1	1	0	1	1	0	1						
Totals		27:51	13-33	1-10	7-13	7	30	37	20	19	68	12	18	9	0	1

Officials: Michelle Kramer, Christopher Cooper, Kale Davidson

Missouri St. - 51		Record: 0-1														
NO.	Name	Min	FG	3P	FT	Rebounds	Fouls	TP	AS	TO	ST	Blocks	±			
			M/A	M/A	M/A	OR	DR	TOT	PF	FD		BS	BA			
3	Kennedy Taylor	F 14:47	3-8	0-0	0-2	4	0	4	3	2	6	1	1	1	0	-11
34	Indya Green	F 15:58	2-3	0-0	0-0	2	1	3	4	1	4	1	0	0	0	-3
5	Aniya Thomas	G 33:44	0-12	0-5	5-7	1	6	7	4	9	5	2	3	1	0	-17
20	Isabelle Delarue	G 26:20	3-9	0-5	2-4	1	3	4	1	3	8	2	1	0	0	-10
22	Paige Rocca	G 34:25	2-10	2-3	0-0	1	0	1	2	0	6	3	3	1	0	-12
14	Jade Masogayo	28:44	3-5	0-0	0-0	1	4	5	2	2	6	0	3	1	1	-13
12	Jaiden Bryant	14:06	0-4	0-1	0-0	6	2	8	0	1	0	2	0	0	0	-10
13	Ifunanya Nwachukwu	01:32	0-0	0-0	0-0	0	0	0	0	0	0	0	0	0	0	1
4	Capria Brown	22:28	4-10	1-3	0-2	1	3	4	1	2	9	1	1	0	0	-10
1	Taylor Woodhouse	07:56	3-3	1-1	0-2	0	1	1	1	1	7	0	0	0	0	0
Team			1	1	2	0	0	0								
Totals		20:64	4-18	7-17	18	21	39	19	20	51	15	8	1	0	-17	

Biggest lead	Mizzou		MSU					
	22 (3 rd 0:34)	5 (1 st 5:25)						
Best Scoring Run	Points from Turnovers		Period by Period Scoring					
	17 (2 nd 7:15)	8 (1 st 6:07)	1st	2nd	3rd	4th	TOT	
Lead Changes	2		Mizzou		MSU			
	17	2	16	15	20	17	68	
Times Tied	1		Fast Breaks		MSU			
	1	1	9	8	12	22	51	
Time with Lead	33:09		Bench		MSU			
	05:04	0	23	22	9	8	12	22



Official Basketball Box Score - Final
Missouri State at Saint Louis
11/15/22 Great Southern Bank Arena, Springfield
2022-23 Women's Basketball

Game Time: 6:00 PM
Game Duration: 1:54
Attendance: 1,870

Saint Louis - 55		Record: 1-3														
NO.	Name	Min	FG	3P	FT	Rebounds	Fouls	TP	AS	TO	ST	Blocks	±			
			M/A	M/A	M/A	OR	DR	TOT	PF	FD		BS	BA			
42	Brooke Flowers	F 29:02	5-9	0-0	1-2	3	2	5	3	2	11	0	2	0	3	-8
00	Kyla McMakin	G 38:15	7-24	0-1	1	1	1	5	17	0	2	1	0	0	-12	
2	Camree Clegg	G 32:53	2-10	1-5	4-4	1	2	3	7	9	4	5	2	0	0	-9
4	Kennedy Calhoun	G 26:33	2-4	0-1	0-0	2	0	2	4	0	4	1	5	2	0	-15
35	Briana Johns	G 08:56	0-1	0-1	0-0	1	1	2	0	0	1	2	1	0	0	-8
12	Serval Gil	17:26	3-5	0-0	1-1	2	4	2	6	1	1	1	0	1	0	-9
11	Julia Martinez	21:11	1-3	0-1	0-4	3	2	5	4	2	2	1	3	0	0	-12
32	Plyton Kennedy	06:32	0-1	0-0	0-0	0	0	0	0	0	0	0	0	0	0	-9
22	Mia Nicastro	19:12	2-5	1-3	1-2	3	1	4	1	1	6	1	2	1	0	2
Team			2	1	3	0	3	0	0							
Totals		22:62	2-18	9-16	16	10	26	22	19	55	10	20	10	5	4	-16

Officials: Kevin Pettie, Doug Knight, Nicole Brannon

Missouri St. - 71		Record: 1-1														
NO.	Name	Min	FG	3P	FT	Rebounds	Fouls	TP	AS	TO	ST	Blocks	±			
			M/A	M/A	M/A	OR	DR	TOT	PF	FD		BS	BA			
3	Kennedy Taylor	F 18:22	2-3	0-0	2-6	3	7	10	2	5	6	1	4	1	0	11
34	Indya Green	F 33:19	6-11	0-0	2-4	7	8	15	2	3	14	0	2	2	1	11
5	Aniya Thomas	G 34:25	6-12	0-2	2-4	3	4	7	1	4	14	5	4	0	0	13
20	Isabelle Delarue	G 22:30	5-11	5-8	3-4	1	1	2	3	2	18	3	2	1	1	0
21	Sydney Wilson	G 20:03	3-6	1-1	2-2	2	0	2	2	2	9	3	3	0	0	27
4	Capria Brown	09:24	1-4	0-0	0-0	2	1	3	3	0	2	0	3	2	0	-5
12	Jaiden Bryant	25:10	0-2	0-1	0-0	2	2	4	2	1	0	2	2	1	0	-3
14	Jade Masogayo	21:44	3-5	0-0	0-2	1	3	4	2	4	6	3	0	2	2	8
1	Taylor Woodhouse	10:59	1-3	0-2	0-0	0	0	0	1	1	6	0	0	0	0	6
13	Ifunanya Nwachukwu	03:04	0-1	0-0	0-0	1	0	1	0	0	0	0	0	0	0	-1
23	Khloe Moad	01:00	0-0	0-0	0-0	1	1	0	0	0	0	0	0	0	0	-5
Team			2	1	3	0	0	0	0	1						
Totals		27:58	6-14	11-22	24	28	52	19	22	71	17	27	13	4	5	16

Officials: Kevin Pettie, Doug Knight, Nicole Brannon

Biggest lead	SLU		MSU					
	0 (1 st 10:00)	20 (4 th 4:15)						
Best Scoring Run	Points from Turnovers		Period by Period Scoring					
	6 (3 rd 6:01)	12 (2 nd 9:49)	1st	2nd	3rd	4th	TOT	
Lead Changes	0		SLU		MSU			
	0	0	6	17	19	13	55	
Times Tied	0		Fast Breaks		MSU			
	0	0	8	6	20	19	12	20
Time with Lead	00:00		Bench		MSU			
	00:00	39:21	14	10	20	19	12	20



Game 3

Oklahoma State 73 Missouri State 54

November 17, 2022 - Springfield, Mo.
Great Southern Bank Arena

SPRINGFIELD - Missouri State women's basketball suffered a 73-54 loss at the hands of Oklahoma State here Thursday night at Great Southern Bank Arena.

The Lady Bears (1-2) scored the first points of the game as Indya Green hit a wide-open layup to get things started. The Cowgirls (4-0), who came into tonight's game shooting .495 from the field and .447 from three-point range, quickly responded with a 10-point run to go up by eight points.

Missouri State continued to show its fight, as Isabelle Delarue and Anyia Thomas pulled the Lady Bears back within one point after a couple of layups and a Thomas triple. Thomas' three-pointer and first basket of the night put her over the 1,000-point mark for her career. OSU was then able to put together quality possessions to lead 22-13 after a quarter in Springfield.

MSU came out tough in the second quarter, beginning the period with two converted and-1s on its first two possessions to cut the lead to six. The second and-1 began a spurt of seven consecutive points capped by a Delarue three to pull the home team back within two.

As was the theme of the game, OSU hit right back with an 11-2 surge to eventually take a 40-31 lead into the half over the Lady Bears. Thomas recorded a game-high 10 first-half points, while Green pulled down five first-half rebounds.

Coming out of the break, Oklahoma State found a spark courtesy of Naomie Alnatas, who scored 11 of OSU's first 13 points in the quarter, including three baskets from behind the arc. From there, both teams traded possessions and buckets as the visiting Cowgirls led 59-43 heading into the final quarter.

The trend continued in the fourth quarter as the Lady Bears could not get back within striking distance of the Cowgirls. Despite eight points and five rebounds from Green in the final 10 minutes, MSU ultimately fell, 73-54.

Thomas paced the Lady Bears on the night with a season-high 18 points while dishing out four assists. Meanwhile, Green recorded her second double-double in as many games with a 12-point, 13-rebound outing. Freshman Jade Masogayo set a career-high with five blocks in just her third career game. As a unit, Missouri State won the rebounding battle, 43-32.

Official Basketball Box Score - Final
Oklahoma St. at Missouri St.
11/17/22 Great Southern Bank Arena, Springfield
2022-23 Women's Basketball
Game Time: 6:00 PM
Game Duration: 1:46
Attendance: 2,002
Officials: Angie Erlund, Missy Brooks, Michele Kramer

Oklahoma St. - 73		Record: 4-0													Shooting By Period									
NO.	Name	Min	FG	3P	FT	Rebounds	Fouls	TP	AS	TO	ST	Blocks	BS	BA	+	-	1st	2nd	3rd	4th	TOT			
			M/A	M/A	M/A	OR	DR	TOT	PF	FD							FG%	3P%	FT%	FG%	FG%	FG%		
14	Taylor Collins	F	27:37	5-8	0-0	1-2	0	6	6	1	2	11	2	1	4	2	1	22	3PT%	4-7	57.1%	FT%	0-0	0%
3	Naomie Alnatas	G	33:20	11-18	5-10	1-3	0	3	3	3	28	3	1	2	0	0	24	2nd	7-15	46.7%	3rd	2-5	40.0%	
12	Claire Chastain	G	31:17	1-5	1-3	1-2	2	4	6	2	3	4	0	0	0	0	14	4th	2-5	40.0%	FT%	2-5	40.0%	
15	Lexy Keys	G	29:28	2-10	1-5	0-0	4	4	1	0	5	2	0	2	0	2	13	GM	16-35	45.7%	3PT%	4-15	26.7%	
21	Terryn Milton	G	31:05	2-6	0-0	2-2	2	2	2	2	4	6	3	4	0	0	21	FT%	2-4	50.0%	1st	0-0	0.0%	
1	Kassidy De Lapp	10:55	1-1	0-0	0-0	1	1	1	0	2	0	1	0	0	0	5	3rd	6-17	35.3%	2nd	0-0	0.0%		
4	Anna Gret Asi	11:17	1-2	1-2	0-0	1	1	1	0	3	2	3	0	0	0	1	FT%	3-7	42.9%	3rd	3-6	50.0%		
11	Lior Garzon	15:41	3-7	2-3	0-0	2	2	0	0	8	2	2	1	0	0	6	FT%	4-6	66.7%	4th	1-3	33.3%		
34	Makrya Tramble	05:30	1-1	0-0	0-0	1	0	1	1	2	4	0	0	0	0	6	GM	28-61	45.9%	3PT%	10-23	43.5%		
23	Trinitee Jackson	03:50	1-3	0-0	2-3	1	0	1	1	2	4	0	0	0	2	5	FT%	7-12	58.3%	4th	0-0	0.0%		
Team						3	2	5	0	0	0	0	0	0	0	19	Technical Fouls: NONE							
Totals			28-61	10-23	7-12	7	25	32	12	14	73	19	12	9	5	6	Dead Ball Rebounds: 3, 0							

Missouri St. - 54		Record: 1-2													Shooting By Period									
NO.	Name	Min	FG	3P	FT	Rebounds	Fouls	TP	AS	TO	ST	Blocks	BS	BA	+	-	1st	2nd	3rd	4th	TOT			
			M/A	M/A	M/A	OR	DR	TOT	PF	FD							FG%	3P%	FT%	FG%	FG%	FG%		
3	Kennedy Taylor	F	11:11	1-2	0-0	0-0	1	0	1	3	1	2	1	2	0	0	0	7	1st	6-18	33.3%	3PT%	1-5	20.0%
34	Indya Green	F	30:44	6-14	0-0	0-2	4	9	13	3	2	12	3	3	0	0	1	11	2nd	0-0	0.0%	FT%	0-0	0.0%
5	Aniya Thomas	G	36:58	7-19	2-7	2-3	0	3	3	2	4	18	4	3	1	0	2	14	3rd	7-11	63.6%	3PT%	1-3	33.3%
20	Isabelle Delarue	G	34:29	3-11	2-6	1-2	3	3	6	2	1	9	1	6	0	2	19	4th	4-11	36.4%	3PT%	3-4	75%	
21	Sydney Wilson	G	23:53	2-6	0-1	2-3	2	4	1	2	6	0	0	4	0	0	8	1st	3-8	37.5%	3PT%	2-4	50.0%	
14	Jade Masogayo	F	30:49	3-5	0-0	0-0	1	3	4	2	1	6	0	1	0	5	0	13	2nd	2-5	40.0%	FT%	2-5	40.0%
12	Jaiden Bryant	18:19	0-1	0-1	0-0	1	2	3	1	0	0	0	0	3	1	1	0	17	3rd	4-11	36.4%	3PT%	2-4	50.0%
4	Capria Brown	10:02	0-3	0-0	1-2	0	3	3	0	1	1	1	0	0	0	0	1	1	4th	5-21	23.8%	3PT%	0-3	0.0%
1	Taylor Woodhouse	03:02	0-0	0-0	0-0	0	0	0	0	0	0	0	0	1	0	0	0	5	FT%	1-2	50%	GM	16-35	45.7%
23	Khloe Moad	00:33	0-0	0-0	0-0	0	0	0	0	0	0	0	0	0	0	0	0	0	3PT%	4-15	26.7%	FT%	6-12	50.0%
Team						3	3	6	0	0	0	0	0	0	0	0	Technical Fouls: NONE							
Totals			22-61	4-15	6-12	15	28	43	14	12	54	10	21	6	6	5	Dead Ball Rebounds: 5, 0							

	OSU	MSU
Biggest lead	19 (4 th 7:16)	2 (1 st 9:17)
Best Scoring Run	10 (1 st 6:08)	7 (1 st 4:27)
Lead Changes	1	0
Times Tied	1	0
Time with Lead	37:23	01:21

Points from	OSU	MSU
Turnovers	14	10
Paint	34	28
Second Chance	6	9
Fast Breaks	13	5
Bench	19	7

Period by Period Scoring	1st	2nd	3rd	4th	TOT
OSU	22	18	19	14	73
MSU	13	18	12	11	54

Game 4

Missouri State 74 UTSA 51

November 25, 2022 - Las Vegas, Nev.
The Mirage

LAS VEGAS - Missouri State women's basketball improved to 2-2 on the season with a 74-51 win over UTSA here Friday afternoon.

An important run early in the third quarter proved to be the turning point for the Lady Bears as the Roadrunners (1-3) cut the MSU lead to five points with the first basket out of the half after MSU had led by as many as 17 points in the first half.

Following that first basket, the momentum took a huge turn in favor of the Lady Bears as Isabelle Delarue and Sydney Wilson reeled off a 10-0 run to put MSU back on top by 15 points, a lead they would not relinquish. Delarue jumpedstart the surge with back-to-back triples, her third and fourth three-pointers of the game, before Wilson connected on layups on consecutive possessions to give the entire Lady Bears squad a big energy boost.

From there, MSU kept its foot on the gas and sustained a final push from the Roadrunners who cut the lead to eight points with time winding down in the third period.

The momentum shift of the third period turned into dominance in the fourth quarter as MSU outscored UTSA, 20-6, and held the Roadrunners to just one made field goal in the final 10 minutes. Missouri State bookended UTSA's field goal with 11-and 9-point runs to lead by 27 with less than two minutes remaining before UTSA scored four points via free throws in the final minute.

The first half saw Lady Bear success right out of the gate with MSU using a huge three-pointer from Delarue to begin the game before ultimately taking a commanding 13-4 lead with a just a couple of minutes remaining in the first quarter. Capria Brown capped the quarter with a steal and layup as time expired to give MSU the 19-8 advantage after a period.

MSU faced their toughest challenge of the afternoon in the second quarter as UTSA outscored the Lady Bears, 17-13. Despite Missouri State extending its lead to 17 points, the Lady Bears' largest lead of the first half, the Roadrunners used seven-and five-point runs to cut MSU's lead to seven before swarming free throws to end the first half with the Lady Bears leading 32-25.

Delarue was the team's leading scorer with 15 points (4-for-6 3FG), followed by Anyia Thomas who had 14 points and a career-high nine assists. Kennedy Taylor and Indya Green contributed 11 points each, while Taylor also pulled down 10 rebounds to record her first career double-double.

As a squad, MSU forced 22 UTSA turnovers and scored 19 points off those turnovers, while outscoring the Roadrunners 34-22 in the paint. The Lady Bears shot 44 percent from the field, 47 percent from three-point range and 88 percent from the charity stripe.

Official Basketball Box Score - Final
Missouri St. at UTSA
11/25/22 Mirage, Las Vegas
2022-23 Women's Basketball
Game Time: 1:15 PM
Game Duration: 1:45
Officials: Kale Ertene, Michele Kramer, Erica Parker

Missouri St. - 74		Record: 2-2													Shooting By Period									
NO.	Name	Min	FG	3P	FT	Rebounds	Fouls	TP	AS	TO	ST	Blocks	BS	BA	+	-	1st	2nd	3rd	4th	TOT			
			M/A	M/A	M/A	OR	DR	TOT	PF	FD							FG%	3P%	FT%	FG%	FG%	FG%		
3	Kennedy Taylor	F	16:35	4-6	0-0	3-4	5	10	3	3	11	0	2	0	0	2	23	1st	FG%	8-19	42.1%	3PT%	2-5	40.0%
34	Indya Green	F	24:02	5-8	1-1	0-0	0	3	3	2	0	11	2	2	0	1	12	2nd	FG%	1-1	100%	FT%	1-1	100%
5	Aniya Thomas	G	34:08	4-16	0-4	6-6	0	2	0	0	3	14	9	4	0	1	27	3rd	FG%	4-15	26.7%	3PT%	4-15	26.7%
20	Isabelle Delarue	G	24:42	4-9	4-6	3-3	0	4	4	1	2	15	0	2	0	0	22	4th	FG%	1-3	33.3%	3PT%	1-3	33.3%
21	Sydney Wilson	G	19:43	3-5	1-1	2-2	2	2	4	1	1	9	4	0	2	0	1	24	GM	16-35	45.7%	3PT%	4-15	26.7%
13	Ilunanyia Nwachukwu	G	08:16	0-3	0-0	0-0	0	2	2	2	1	0	2	0	0	0	5	3rd	FG%	8-15	53.3%	3PT%	3-5	60.0%
22	Paige Rocca	G	18:59	2-3	0-1	0-0	0	1	1	1	0	4	0	0	1	1	9	FT%	3-3	100%	4th	0-0	0.0%	
4	Capria Brown	19:38	2-6	1-2	0-0	0	0	0	0	1	2	5	1	1	4	0	9	1st	FG%	6-10	60.0%	3PT%	1-2	50.0%
12	Jaiden Bryant	10:34	0-0	0-0	0-0	0	0	0	0	3	1	0	0	0	0	0	6	2nd	FG%	7-9	77.8%	3PT%	1-2	50.0%
1	Taylor Woodhouse	05:52	1-1	0-0	0-0	0	0	1	1	0	0	2	0	0	0	0	4	3rd	FG%	1-2	50.0%	3PT%	1-5	20.0%
14	Jade Masogayo	15:40	1-2	0-0	1-2	2	2	4	2	2	3	2	2	1	0	0	14	4th	FG%	7-9	77.8%	3PT%	1-2	50.0%
23	Khloe Moad	01:50	0-0	0-0	0-0	0	0	0	0	0	0	0	0	0	0	0	0	0	GM	26-59	44.1%	3PT%	7-15	46.7%
Team						2	0	2	0	0	1	0	0	0	0	0	Technical Fouls: NONE							
Totals			26-59	7-15	15-17	11	22	33	16	15	74	19	13	12	2	5	Dead Ball Rebounds: 1, 0							

UTSA - 51		Record: 1-3													Shooting By Period							
NO.	Name	Min	FG	3P	FT	Rebounds	Fouls	TP	AS	TO	ST	Blocks	BS	BA	+	-	1st	2nd	3rd	4th	TOT	
			M/A	M/A	M/A	OR	DR	TOT	PF	FD							FG%	3P%	FT%	FG%	FG%	FG%
0	Elyssa Coleman	F	24:08	1-5	0-0	3-6	2	4	6	3	4	5	1	1	0	0	12	1st	FG%			



Game 5

Middle Tennessee 79
Missouri State 54

November 26, 2022 - Las Vegas, Nev.
The Mirage

LAS VEGAS - Missouri State women's basketball fell to 2-3 following a 79-54 loss to Middle Tennessee to close out the Las Vegas Invitational on Saturday afternoon.

The Blue Raiders of Middle Tennessee took advantage of Missouri State turnovers today and controlled the paint. MTSU (3-2) scored 24 points off 19 MSU turnovers in a 25-point contest, while also outscoring the Lady Bears 30-20 in the paint.

Missouri State took its only lead of the day at the 8:42 mark of the first quarter following buckets from Indya Green and Kennedy Taylor to go up 4-2 on MTSU. From there, the Lady Bears stayed within striking distance, trailing 18-10 after a period.

Following a Middle Tennessee three to begin the second quarter, MSU cut the deficit to four points courtesy of a Sydney Wilson triple and four points from Paige Rocca. However, that would be the closest the Lady Bears would close the gap for the remainder of the game as MTSU's Savannah Wheeler scored nine of her game-high 24 points in the second period to give the Blue Raiders a 39-26 advantage at the half.

The second half saw more of the same as MTSU continued to be the aggressors, outscoring MSU 40-28 across the final two quarters and holding the Lady Bears to 29 percent from the field (9-for-31).

Isabelle Delarue and Wilson each hit from deep at the beginning of the third to cut the deficit back to 13 points each time, but the Blue Raiders continued to respond with numerous small runs of their own. Taylor led the way for the Lady Bears offensively in the third period, scoring five points while also grabbing two rebounds.

An 8-0 run midway through the final quarter would give MTSU its largest lead over Missouri State at 29 points. As both teams entered the bonus and swapped baskets and trips to the free throw line with the game coming to a close, MSU ultimately suffered a 79-54 setback.

Paige Rocca was Missouri State's leading scorer with nine points on the afternoon. Delaure and Wilson each contributed eight points, while Taylor turned in a seven-point, seven-rebound performance. Collectively, MSU scored 16 second-chance points and got 21 points from its bench.

NCAA Official Basketball Box Score - Final Middle Tenn. at Missouri St. 11/26/22 Mirage, Las Vegas 2022-23 Women's Basketball. Game Time: 11:00 AM, Game Duration: 1:50. Record: 3-2. Shooting By Period: 1st FG% 7-17 (41.2%), 2nd FG% 7-17 (41.2%), 3rd FG% 5-5 (100%), 4th FG% 5-12 (41.7%).

NCAA Official Basketball Box Score - Final Missouri St. - 54. Record: 2-3. Shooting By Period: 1st FG% 3-11 (27.3%), 2nd FG% 5-12 (41.7%), 3rd FG% 4-15 (26.3%), 4th FG% 5-16 (31.3%).

Summary statistics for Game 5: Biggest lead 29 (4th 3:08), Best Scoring Run 8 (4th 3:08), Lead Changes 8, Times Tied 2, Time with Lead 38:14, Points from Turnovers 24, Paint 30, Second Chance 10, Fast Breaks 15, Bench 25.

Game 6

Toledo 91
Missouri State 63

December 4, 2022 - Toledo, Ohio
John F. Savage Arena

TOLEDO, Ohio - Missouri State women's basketball fell to 2-4 on the season following a 91-63 loss at Toledo here Sunday afternoon.

The loss marks the first time since the 2018-19 season that MSU has dropped consecutive games in a season.

Missouri State struggled to score consistently to begin this one against the Rockets. Toledo used a 6-0 run just a couple of minutes into the game to take the first extended lead of the game with a seven-point advantage. MSU was able to answer to keep the game within a seven-to nine-point margin before UT shut the Lady Bears out for nearly three minutes at the end of the first period to take a 26-12 lead after 10 minutes.

Toledo continued to find the basket, making three consecutive layups to open the second quarter before Paige Rocca knocked down MSU's first basket of the period.

As was the theme of the first half, every time MSU would gain momentum, the Rockets would steal it right back. Missouri State reeled of a 7-0 run that was book-ended by a Jade Masogayo jumper and Isabelle Delarue three-pointer, but Toledo answered immediately with seven points of their own to hold MSU at bay and take a 44-25 lead into the break.

The Lady Bears came out in the second half and found their way to the free throw line as Kennedy Taylor and Aniya Thomas accounted for four points from the charity stripe to begin the third period and cut the deficit to 15 points. Taylor scored four of MSU's first six points in the quarter after also connecting on a layup early in the period.

After Toledo used a surge to go up by 25 points, MSU responded with a six-point run that included a Rocca trey and a Thomas steal and score. The remainder of the third saw both teams swap baskets as the Lady Bears trailed 70-47 heading to the final 10 minutes.

Toledo took its largest lead of the afternoon at 31 points early in the final period. MSU continued to fight but could never get themselves back within striking distance as they dropped their first road contest of the season, 91-63. Rocca and Indya Green led the Lady Bears in scoring in the fourth quarter with five points each, followed by Thomas with four points.

Rocca was MSU's leading scorer for the game with 11 points while also collecting four assists. Taylor and Thomas joined Rocca in double figures with 10 points, while Taylor grabbed five rebounds and Thomas dished out a team-high five assists. Wilson paced the Lady Bears with a season-high nine rebounds and tied her season high mark with nine points, coming up just short of a double-double.

Missouri State shot 34 percent from the field compared to Toledo's 62 percent. MSU won the rebounding battle, 39-32, and held a major advantage on the offensive glass, 18-2. The biggest difference-maker in the game occurred in the paint with UT outscoring MSU 42-26 down low.

NCAA Official Basketball Box Score - Final Missouri St. at Toledo. Game Time: 1:00 PM, Game Duration: 1:52, Attendance: 3,325. Record: 2-4. Shooting By Period: 1st FG% 5-16 (31.3%), 2nd FG% 6-17 (35.3%), 3rd FG% 1-3 (33.3%), 4th FG% 8-17 (47.1%).

NCAA Official Basketball Box Score - Final Toledo - 91. Record: 6-2. Shooting By Period: 1st FG% 8-13 (61.5%), 2nd FG% 9-11 (81.8%), 3rd FG% 7-14 (50.0%), 4th FG% 3-13 (23.1%).

Summary statistics for Game 6: Biggest lead 0, Best Scoring Run 7, Lead Changes 0, Times Tied 0, Time with Lead 00:00, Points from Turnovers 19, Paint 26, Second Chance 16, Fast Breaks 9, Bench 20.



Game 15

Valparaiso 77
Missouri State 68

January 14, 2023 - Valparaiso, Ind.
Athletics Recreation Center (ARC)

VALPARAISO, Ind. - Missouri State women's basketball fell to 9-6 (4-2 MVC) following a 77-68 loss at Valparaiso (3-11, 1-5 MVC).

A tough second half for the Lady Bears proved to be costly as they dropped their second Missouri Valley Conference contest of the season.

After leading 39-35 at the half, MSU and Valparaiso entered into a second-half battle. Neither team gained more than a five-point lead in the third quarter as Isabelle Delarue eventually knocked down two free throws to cut Valparaiso's lead to two heading into the final period on the road.

The beginning of the fourth quarter saw a quick momentum swing as the Lady Bears reeled off a six-point run with a Delaure and-1 giving MSU the lead. However, the Beacons knocked down two free throws to once again tie the game, and then Valpo's Ilysse Pitts, who had a game-high 24 points, connected on a three to give the Beacons a lead that would last the rest of the game. The Beacons ultimately outscored the Lady Bears 42-29 in the second half.

The first half saw a much different Lady Bears squad that used a 7-0 run over the final 1:16 of the first, including a Taylor Woodhouse layup and three-pointer at the buzzer, to give MSU a six-point lead after a quarter.

Valparaiso answered in the second quarter with five and seven-point runs to keep the game close in the first half, narrowly outscoring the Lady Bears, 18-16, in the second period. However, two Aniya Thomas triples helped MSU maintain the lead in the first half as it led 39-35 at the break. Sydney Wilson had a game-high 12 points and three assists in the first half, while as a squad the Lady Bears went 5-for-6 from three-point range and a perfect 4-for-4 from the free throw line.

Wilson led the way for the Lady Bears with a career-high 22 points on 9-for-10 shooting from the field while going 2-for-2 from behind the arc. Kennedy Taylor logged her eighth consecutive double-figure scoring performance with 15 points, while Thomas contributed 11 points for her seventh straight game of 10 or more points.

As a team, the Lady Bears shot 51 percent from the field, 56 percent from three and 87 percent from the free throw line.

NCAA logo, Official Basketball Box Score - Final Missouri State at Valparaiso, Shooting By Period, Team statistics table.

Valparaiso - 77 Record: 3-11 (1-5), Shooting By Period, Team statistics table.

MSU vs VAL comparison table with categories: Biggest lead, Best Scoring Run, Lead Changes, Times Tied, Time with Lead, Points from Turnovers, Second Chance, Fast Breaks, Bench, Period by Period Scoring.

Game 16

Belmont 75
Missouri State 66

January 20, 2023 - Nashville, Tenn.
Curb Event Center

NASHVILLE - Missouri State women's basketball fell to 9-6 (4-3 MVC) on the season following a 75-66 loss at Belmont (8-10, 4-3 MVC) on Friday night.

Missouri State's second-half comeback bid fell short despite a valiant effort from the Lady Bears.

The Bruins continued their first-half momentum early in the third quarter, extending their lead to a game-high 16 points just two and a half minutes into the second half. The challenge didn't deter the Lady Bears as they began the long climb back into the game.

The most crucial part of the bid came in the third period as freshman Jade Masogayo sparked a 9-0 run that pulled the Lady Bears back within four points and striking distance of the Bruins. The run also included a massive three-pointer from Sydney Wilson that marked her 1,000th career point. Aniya Thomas later knocked down a layup as time expired in the third to make it a 48-42 game in favor of the Bruins headed to the final 10 minutes.

Missouri State continued to battle in the fourth quarter, as Masogayo connected on back-to-back layups to cut the deficit to two points and put the Lady Bears within a basket of the Bruins. Unfortunately, that's as close as the Lady Bears would get as Belmont scored seven straight points, six coming from the free throw line, to take a 10-point lead and defeat MSU, 75-66.

Belmont jumped out to an early lead in Nashville, but the Lady Bears were able to keep things close in the first quarter. The Bruins extended their lead to as many as five but a four-point Lady Bear swing, including two Aniya Thomas free throws, made it a one-point game late in the first. However, Belmont was able to get inside and get a layup as time expired in the first to lead 13-10 after one.

The Bruins kept the pressure on with back-to-back buckets out of the half to extend their lead to eight. Thomas answered once again, this time with a huge three-pointer to give the Lady Bears some momentum, although it was short-lived. Belmont then reeled off an 11-2 run over a three-plus minute span to up by 14. With under a minute remaining in the first, Taylor Woodhouse drained a three to get Missouri State within 11 points, 31-20, heading into the break.

Thomas led the way for Missouri State with 21 points, marking her eighth consecutive game with 10 or more points and her third 20-point performance on the season. Masogayo scored a career-high 16 points on 7-for-10 shooting from the field, while adding three blocks. Kennedy Taylor logged her ninth straight double-digit scoring performance and her sixth double-double on the year with 10 points and 12 rebounds.

Wilson became the 31st Lady Bear in program history to record 1,000 career points with her first basket of the night, ultimately turning in an eight-point, 11-rebound outing against the Bruins.

MSU won the rebounding battle, 50-40, as they grabbed 24 offensive boards. The Lady Bears also tallied seven blocks and led with 19 bench points and 21 second-chance points.

NCAA logo, Official Basketball Box Score - Final Missouri State at Belmont, Shooting By Period, Team statistics table.

Belmont - 75 Record: 8-10 (4-3), Shooting By Period, Team statistics table.

MST vs BEL comparison table with categories: Biggest lead, Best Scoring Run, Lead Changes, Times Tied, Time with Lead, Points from Turnovers, Second Chance, Fast Breaks, Bench, Period by Period Scoring.



Game 27

Missouri State 77
Indiana State 66

February 25, 2023 - Springfield, Mo.
Great Southern Bank Arena

SPRINGFIELD - Missouri State women's basketball improved to 19-8 (14-4 MVC) on the season with a victory over Indiana State 10-17 (5-13 MVC) here Saturday afternoon.

The Lady Bears jumped out to an early lead and used a big first half to set the tone for Senior Day at Great Southern Bank Arena, as fifth-year seniors Anyia Thomas and Sydney Wilson were honored in a pregame ceremony.

Thomas kicked off the scoring for the Lady Bears right out of the gate, as MSU put together an 8-2 run over the first two and a half minutes of the game to force an early Indiana State timeout. The Lady Bears didn't let up as Thomas scored five consecutive points as Kennedy Taylor scored on a layup to cap a 7-0 MSU surge to put the home team up by 11 at the 5:40 mark.

Indiana State battle back, knocking down a couple of threes to bookend an eight-point scoring span to cut MSU's lead to three points. From there, the teams traded points back-and-forth with Missouri State owning a 23-18 lead after a quarter.

The second quarter proved to be a difference-maker for the Lady Bears, as they outscored ISU by 13 points in the period. Paige Rocca hit her stride in the second, scoring the first seven points of the quarter for MSU, which included a triple to put the Lady Bears in front by double digits. Following a Sycamore three, MSU went on a 14-3 scoring spree over the final 6:29 of the first half, highlighted by back-to-back treys courtesy of Taylor Woodhouse and Thomas, to give the Lady Bears a 44-26 lead at the half.

MSU was able to maintain a comfortable lead in the third quarter, extending its lead to as many as 23 points out of the break. After a seven-point ISU run to make it a 16-point game, the Lady Bears continued to answer as Isabelle Delarue knocked down a huge three a couple of minutes later, her first bucket since returning from injury, to stretch MSU's advantage back to 20 points. An Indya Green jumper with 0:02 left on the clock, gave MSU a 69-47 lead with one quarter to play.

The fourth quarter looked vastly differently from the rest of the game, with Indiana State outscoring MSU 19-8 in the final 10 minutes. The Sycamores started the final period nine-straight points to pull within 13 with 6:23 remaining. Wilson put a stop to the run by converting an and-1 opportunity. ISU immediately reeled off six more points to cut the MSU lead to just 10 points, before the seniors connected on consecutive baskets, including a Wilson three-pointer, to put MSU back in front by 15 points and ultimately help secure the 77-66 victory in their final home game.

Taylor led the way with a 23-point, 11-rebound double-double, marking her 10th of the season, as she went 9-for-11 from the field. Thomas followed with her sixth 20-point outing on the year, posting 20 points, four assists and three steals. Wilson joined in double figures with 11 points on 4-for-7 shooting as she collected her 118th career victory as a Lady Bear in her final game at Great Southern Bank Arena.

Collectively, the Lady Bears shot 46 percent from the field and 72 percent from the free throw line, while knocking down six threes in the game. They collected 15 assists, forced 16 Indiana State turnovers, won the battle in the paint (34-26) and on the boards (37-35). MSU moves to 13-0 on the season when scoring 70 or more points.



Official Basketball Box Score - Final
Indiana St. at Missouri St.
02/25/23 Great Southern Bank Arena, Springfield
2022-23 Women's Basketball

Game Time: 1:00 PM
Game Duration: 1:53
Attendance: 2,006

Officials: Missy Brooks, Kalee Davidson, Shane Bennett

Indiana St. - 66

Record: 10-17 (5-13)

Table with columns: NO, Name, Min, FG, 3P, FT, Rebounds, Fouls, TP, AS, TO, ST, Blocks, +/-, Shooting By Period (1st, 2nd, 3rd, 4th FG%, 3PT%, FT%), GM FG%, 3PT%, FT%, Technical Fouls, Team, Totals

Missouri St. - 77

Record: 19-8 (14-4)

Table with columns: NO, Name, Min, FG, 3P, FT, Rebounds, Fouls, TP, AS, TO, ST, Blocks, +/-, Shooting By Period (1st, 2nd, 3rd, 4th FG%, 3PT%, FT%), GM FG%, 3PT%, FT%, Technical Fouls, Team, Totals

Summary table comparing ISU and MSU across categories: Biggest lead, Best Scoring Run, Lead Changes, Times Tied, Time with Lead, Points from Turnovers, Paint, Second Chances, Fast Breaks, Bench, and Period by Period Scoring (1st, 2nd, 3rd, 4th, TOT).

Game 28

Drake 83
Missouri State 63

March 2, 2023 - Des Moines, Iowa
Knapp Center

DES MOINES, Iowa - Missouri State women's basketball fell to 19-9 (14-5 MVC) on the season following an 83-63 road loss at Drake (18-9, 13-6 MVC) here Thursday night.

The Lady Bears got off to a slow start on the road in Des Moines, falling behind 8-0 to begin the game. After Anyia Thomas knocked down the first two baskets of the game for MSU, the Bulldogs took a 16-4 lead just under the midway point of the first quarter. Despite trailing, Missouri State responded by reeling off a 9-0 run that was bookended by Thomas and Taylor Woodhouse threes to cut the MSU deficit to three points. Just as the Lady Bears pulled within a basket, Drake went on a 10-2 spurt to push the Bulldog lead back to 11 with a minute remaining in the first.

Trailing 28-17 after one quarter on the road, Missouri State opened the second period with three baskets and a free throw to pull within seven, before the Bulldogs connected on two three-pointers to extend the lead back out to 13 points. Over the final 4:43 of the first half, Drake outscored MSU, 6-4, to carry a 43-28 lead into the break over the Lady Bears.

The first-half trend continued out of the break as Thomas scored the first four points of the second half to pull MSU back within 11 points. Drake once again answered, this time with a 10-3 run to make it an 18-point game. Jade Masogayo connected on a layup to stop the 2:15 scoring drought for MSU, but Drake kept the momentum as the Bulldogs scored the next six points. A Taylor layup and two Paige Rocca free throws over the final 2:07 of the third quarter made it a 61-41 game in favor of Drake with 10 minutes remaining.

Missouri State produced its highest-scoring quarter of the night in the fourth with 22 points. Over the first four minutes of the fourth period, both squads had three field goals, with Drake holding a narrow three-point advantage in that span as all of its buckets came from behind the arc. From there, MSU put together a couple of five-point runs over the last 4:13, but the Lady Bears weren't ever able to get back within striking distance as they suffered an 83-63 road loss.

Thomas led the way for MSU with 22 points and three assists, marking her seventh 20-point outing this season. Taylor joined in double figures with 10 points on the night, while Indya Green and Rocca were MSU's leading rebounders with five boards each.

As a team, MSU forced 18 Bulldog turnovers and collected nine steals. However, the Lady Bears lost the battle on the boards, 41-26, and were outscored in the paint, 54-30.



Official Basketball Box Score - Final
Missouri St. at Drake
03/02/23 Knapp Center, Des Moines
2022-23 Women's Basketball

Game Time: 6:00 PM
Game Duration: 1:45
Attendance: 2,173

Officials: Jeff Cross, Greg Snaik, Erica Parker

Missouri St. - 63

Record: 19-9 (14-5)

Table with columns: NO, Name, Min, FG, 3P, FT, Rebounds, Fouls, TP, AS, TO, ST, Blocks, +/-, Shooting By Period (1st, 2nd, 3rd, 4th FG%, 3PT%, FT%), GM FG%, 3PT%, FT%, Technical Fouls, Team, Totals

Drake - 83

Record: 18-9 (13-6)

Table with columns: NO, Name, Min, FG, 3P, FT, Rebounds, Fouls, TP, AS, TO, ST, Blocks, +/-, Shooting By Period (1st, 2nd, 3rd, 4th FG%, 3PT%, FT%), GM FG%, 3PT%, FT%, Technical Fouls, Team, Totals

Summary table comparing MSU and DRAKE across categories: Biggest lead, Best Scoring Run, Lead Changes, Times Tied, Time with Lead, Points from Turnovers, Paint, Second Chances, Fast Breaks, Bench, and Period by Period Scoring (1st, 2nd, 3rd, 4th, TOT).

Game 29

Northern Iowa 86 Missouri State 67

March 4, 2023 - Cedar Falls, Iowa McLeod Center

CEDAR FALLS, Iowa - Missouri State women's basketball fell to 19-10 (14-6 MVC) on the season with an 86-67 loss on the road at Northern Iowa (21-8, 16-4 MVC) to conclude the regular season.

The third quarter proved to be the difference-maker in this afternoon's game as Northern Iowa outscored the Lady Bears, 21-10, out of the half to extend their lead and halt the Lady Bear momentum. Fifth-year senior Sydney Wilson opened the scoring in the third with a three out of the gate to pull MSU back within three points just 0:20 into the period.

From that point, MSU went cold offensively, as the Lady Bears were held without a field goal for over eight minutes. The Panthers took advantage, limiting MSU to just four points from the free throw line, as they extended their lead to 57-42 before Indya Green hit a jumper with 1:29 remaining in the third. With 0:04 remaining, UNI knocked down a three, putting MSU in a 17-point deficit with 10 minutes to play.

MSU turned in its best scoring quarter of the afternoon with 22 points in the fourth quarter. MSU went on a short six-point surge beginning at 7:30 in the final period to cut the deficit to 12 points. Wilson knocked down her second three of the game in response to a UNI three near the midway point of the fourth.

The Lady Bears found themselves down 20 with 2:53 remaining before Green connected on a jumper. With time winding down in the game, Green scored two buckets, while Khloe Moad scored her first points of the season with a layup and Isabelle Delaure drained a three with 0:02 on the clock, but the Lady Bears ultimately suffered an 86-67 loss on the road.

The game began with the two teams swapping two-point baskets in a planned UNI senior day recognition for Panther Cynthia Wolf. Missouri State then kicked it into gear with a six-point surge courtesy of three layups to take an early 8-2 lead on the road.

With the Lady Bears leading by four with 5:26, the Panthers put together an 8-0 run bookended by a couple of three-pointers to flip it to a four-point advantage in favor of UNI. Jade Masogayo and Thomas connected on back-to-back layups to knot the game at 17-17 with 3:27 left in the first. With MSU leading by one following four Masogayo points, the Panthers scored the final four of the opening quarter to lead 24-21.

Northern Iowa punched first in the second quarter, opening the period on a 9-0 run to make it a 12-point game. However, Missouri State threw their own punch right back, reeling of their own nine-point run sparked by back-to-back Kennedy Taylor baskets to cut the deficit to 33-30 at the 5:07 mark. A short time later, the Panthers scored six consecutive points to push the lead back to double figures for UNI. The Lady Bears scored the last six points in the half to cut the lead to six points at 41-35.

Green, Thomas and Taylor led the way for Missouri State with 12 points each, while Thomas pulled down a team-high seven rebounds and collected three steals. Wilson followed with 11 points, as Masogayo was the final Lady Bear in double figures with 10 points on 4-for-6 shooting from the field.

Collectively, the Lady Bears had 15 assists and won the battle in the paint, 34-32. However, a major advantage for UNI in the game was from behind the arc as the Panthers knocked down 11 treys to MSU's four.

Game 30

Missouri State 71 Bradley 53

MVC Tournament - March 9, 2023 - Moline, Ill Vibrant Arena at The MARK

MOLINE, Ill. - Missouri State women's basketball (20-10) secured its sixth consecutive 20-win season with a 71-53 victory over Bradley (4-28) to open the Missouri Valley Conference Tournament here Thursday afternoon.

The Lady Bears got off to a hot start to begin the MVC Tournament, jumping out to a 10-2 lead against Bradley courtesy of six points from Indya Green and four from Kennedy Taylor. A short time later, Isabelle Delaure connected on her first of three three-pointers on the day to put MSU in front by 11 points. From there, freshman Jade Masogayo connected on the final two baskets of the first quarter to lead 22-11 after one in Moline.

Bradley answered at the start of the second quarter with a 5-1 spurt to cut the MSU lead back to seven points. However, Missouri State didn't let the Braves' momentum last as the Lady Bears immediately went on a 13-2 run over a five-minute span. The surge started with a 6-0 run via a Delaure and two Masogayo layups, and then after a single Bradley basket, Delaure's second triple lit another spark. Taylor and Green followed up the three with consecutive buckets to give MSU an 18-point lead. Two Bradley free throws with 0:05 left made it a 36-20 ballgame in favor of the Lady Bears at the half.

Coming out of the break, both teams swapped baskets before MSU turned up the heat and went on a crucial 12-0 third quarter run to extend its lead to 25 points. Green and Masogayo kickstarted the surge before Paige Rocca nailed a triple to force a Bradley time-out. Out of the timeout, Masogayo connected on back-to-back layups before Jaiden Bryant capped the run at the free throw line.

Following two Bradley makes at the line, the post players continued to dominate as Taylor and Masogayo worked the paint for two layups to give the Lady Bears their largest lead of the day at 27 points with 1:32 remaining in the third. Bradley's Caroline Waite (17 points) hit a three to end the quarter with MSU carrying a 56-32 lead into the final 10 minutes.

Bradley had its best quarter of the night in the fourth, outscoring MSU 21-15. Delaure and Bryant each connected on threes in the final quarter, while six different Lady Bears put up points in the final 10 minutes. Bryant's three with 0:40 left on the clock pushed the lead back to 20 points, as Bradley scored the final two points of the game. Missouri State was able to dribble it out and secure the 71-53 victory over the Braves to advance to the quarterfinals of the MVC Tournament against No. 4 Drake.

Masogayo paced the Bears with 19 points, tying her career high, on 9-of-13 shooting from the field while collecting a game-high four steals. Taylor posted 16 points and grabbed nine rebounds, followed by Green who logged a 12-point, 10-rebound double-double against the Braves. Delaure was the final Lady Bear in double figures with 11 points behind a 3-for-6 outing from the behind the arc.

Official Basketball Box Score - Final Missouri St. at UNI Game Time: 2:00 PM Game Duration: 2:01 Attendance: 2,351 03/04/23 McLeod Center, Cedar Falls, 2022-23 Women's Basketball Officials: Angie Enlund, Michelle Kramer, Christopher Cooper

Box score table for Game 29 showing player stats for Northern Iowa and Missouri State.

Summary statistics and shooting by period for Game 29.

Most and UNI performance metrics for Game 29.

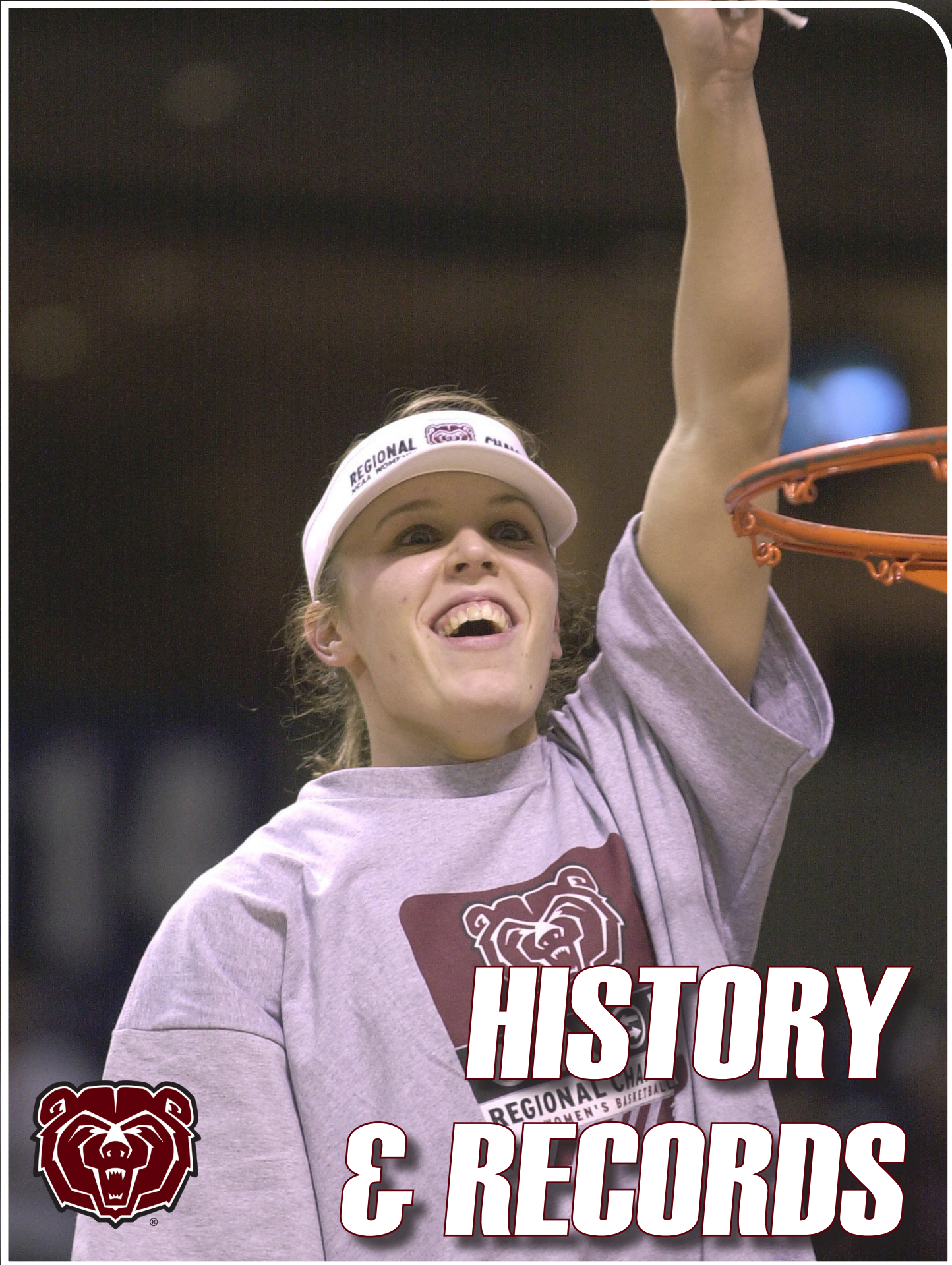
Official Basketball Box Score - Final Bradley at Missouri State Game Time: 2:30 PM Game Duration: 1:44 Attendance: 777 03/09/23 Vibrant Arena at The MARK, Moline, Ill, 2022-23 Women's Basketball Officials: Tim Daley, Brad Maxey, Missy Bobs

Box score table for Game 30 showing player stats for Missouri State and Bradley.

Summary statistics and shooting by period for Game 30.

BU and MSU performance metrics for Game 30.

Most and UNI performance metrics for Game 30.



HISTORY & RECORDS



Year	Coach	Overall	Pct.	Conference	*Place	Postseason	*Conference Champion
1969-70	Reba Sims	10-7	.588	--	2nd	none	--
1970-71	Reba Sims	14-6	.700	--	1st	none	Missouri State
1971-72	Reba Sims	19-6	.760	--	2nd	none	Northwest Missouri State
1972-73	Reba Sims	19-12	.613	--	1st	none	Missouri State
1973-74	Reba Sims	21-7	.750	--	1st	2nd at AIAW Region VI Tournament	Missouri State
1974-75	Reba Sims	16-10	.615	--	1st	3rd at AIAW Region VI Tournament	Missouri State
1975-76	Reba Sims	6-17	.261	--	4th	none	Northwest Missouri State
1976-77	Reba Sims	8-17	.320	--	4th	none	Central Missouri State
1977-78	Reba Sims	8-17	.320	--	4th	none	Missouri
1978-79	Reba Sims	8-17	.320	--	4th	none	Missouri
1979-80	Marti Gasser	8-18	.308	--	5th	none	William Woods
1980-81	Marti Gasser	25-10	.714	--	1st	2nd at Region VI Tournament, AIAW 1st round	Missouri State
1981-82	Marti Gasser	19-14	.576	--	3rd	none	Truman State
1982-83	Marti Gasser	10-18	.357	--	--	Gateway Tournament quarterfinals	Illinois State
1983-84	Valerie Goodwin-Colbert	12-16	.429	8-10	6th	none	Drake
1984-85	Valerie Goodwin-Colbert	12-16	.429	9-9	4th	none	Illinois State
1985-86	Valerie Goodwin-Colbert	6-21	.222	5-13	7th	none	Southern Illinois
1986-87	Valerie Goodwin-Colbert	18-10	.643	12-6	2nd	Gateway Tournament semifinals	Southern Illinois
1987-88	Cheryl Burnett	9-17	.346	6-12	T-6th	none	Eastern Illinois
1988-89	Cheryl Burnett	7-20	.259	5-13	8th	none	Illinois State
1989-90	Cheryl Burnett	19-8	.704	14-4	T-1st	Gateway Tournament semifinals	Southern Illinois
1990-91	Cheryl Burnett	26-5	.839	16-2	1st	Gateway Tournament champ, NCAA second round	Missouri State
1991-92	Cheryl Burnett	31-3	.912	17-1	1st	Gateway Tournament champ, NCAA Final Four	Missouri State
1992-93	Cheryl Burnett	23-9	.719	14-2	1st	MVC Tournament champ, NCAA Sweet 16	Missouri State
1993-94	Cheryl Burnett	24-6	.800	15-1	1st	MVC Tournament champ, NCAA second round	Missouri State
1994-95	Cheryl Burnett	21-12	.636	14-4	1st	MVC Tournament runner-up, NCAA second round	Drake
1995-96	Cheryl Burnett	25-5	.833	16-2	1st	MVC Tournament champ, NCAA first round	Missouri State
1996-97	Cheryl Burnett	17-10	.630	13-5	T-2nd	MVC Tournament quarterfinals	Drake
1997-98	Cheryl Burnett	24-6	.800	14-4	2nd	MVC Tournament runner-up, NCAA first round	Drake
1998-99	Cheryl Burnett	25-7	.781	15-3	1st	MVC Tournament semifinals, NCAA second round	Evansville
1999-00	Cheryl Burnett	23-9	.718	14-4	T-2nd	MVC Tournament runner-up, NCAA first round	Drake
2000-01	Cheryl Burnett	29-6	.828	16-2	T-1st	MVC Tournament champ, NCAA Final Four	Missouri State
2001-02	Cheryl Burnett	16-13	.551	12-6	3rd	MVC Tournament quarterfinals, WNIT first round	Creighton
2002-03	Katie Abrahamson-Henderson	18-13	.580	11-7	4th	MVC Tournament champ, NCAA first round	Missouri State
2003-04	Katie Abrahamson-Henderson	28-4	.875	16-2	1st	MVC Tournament champ, NCAA first round	Missouri State
2004-05	Katie Abrahamson-Henderson	25-8	.758	15-3	1st	MVC Tournament quarterfinals, WNIT Championship	Illinois State
2005-06	Katie Abrahamson-Henderson	17-15	.531	7-11	T-6th	MVC Tournament champ, NCAA first round	Missouri State
2006-07	Katie Abrahamson-Henderson	7-21	.250	3-15	10th	MVC Tournament opening round	Drake
2007-08	Nyla Milleson	11-19	.367	9-9	5th	MVC Tournament quarterfinals	Illinois State
2008-09	Nyla Milleson	10-20	.333	6-12	7th	MVC Tournament opening round	Evansville
2009-10	Nyla Milleson	22-11	.667	12-6	T-3rd	MVC Tournament opening round, WNIT third round	UNI
2010-11	Nyla Milleson	24-11	.686	12-6	T-2nd	MVC Tournament runner-up, WNIT second round	UNI
2011-12	Nyla Milleson	24-9	.727	14-4	1st	MVC Tournament semifinals, WNIT third round	Creighton
2012-13	Nyla Milleson	14-17	.452	6-12	8th	MVC Tournament opening round	Wichita State
2013-14	Kellie Harper	14-17	.452	8-10	T-6th	MVC Tournament quarterfinals	Wichita State
2014-15	Kellie Harper	18-15	.545	13-5	3rd	MVC Tournament runner-up, WNIT first round	Wichita State
2015-16	Kellie Harper	24-10	.706	14-4	T-2nd	MVC Tournament champ, NCAA first round	Missouri State
2016-17	Kellie Harper	16-15	.516	12-6	3rd	MVC Tournament semifinals, WNIT first round	Drake
2017-18	Kellie Harper	21-12	.636	15-3	2nd	MVC Tournament semifinals, WNIT second round	Drake
2018-19	Kellie Harper	25-10	.714	16-2	2nd	MVC Tournament champ, NCAA Sweet 16	Missouri State
2019-20	Amaka Agugua-Hamilton	26-4	.867	16-2	1st	MVC and NCAA Tournaments cancelled due to COVID-19 pandemic	
2020-21	Amaka Agugua-Hamilton	23-3	.885	16-0	1st	MVC Tournament semifinals, NCAA Sweet 16	Bradley
2021-22	Amaka Agugua-Hamilton	25-8	.758	14-4	2nd	MVC Tournament semifinals, NCAA First Four and first round	Illinois State
2022-23	Beth Cunningham	20-12	.625	14-6	T-4th	MVC Tournament quarterfinals, WNIT first round	Drake

All-Time Missouri State Women's Basketball Record (54 seasons): 970-629 (.607) overall; 484-232 (.676) conference

Conference Records: 92-70 (.568) in nine Gateway seasons; 392-162 (.708) in 31 Missouri Valley seasons; *Includes MAIAW and AIAW state tournament (1970-82)



J 9 W 60-58 at Bradley *
 J 11 W 80-64 at UNI *
 J 18 W 61-47 Indiana State *
 J 20 L 60-61 Illinois State * (OT)
 J 24 W 61-41 at Evansville *
 J 26 W 70-63 at Southern Illinois *
 F 1 L 48-57 at Wichita State *
 F 6 W 70-64 Bradley *
 F 8 W 66-58 UNI *
 F 14 W 80-64 at Illinois State *
 F 16 L 56-60 at Indiana State *
 F 20 W 70-49 Evansville *
 F 22 L 65-80 Southern Illinois *
 F 27 L 70-83 at Drake *
 M 1 W 73-70 at Creighton *
State Farm MVC Tournament (T-5th)
 M 6 L 52-53 Bradley
** Missouri Valley Conference game*
 ^ Evanston, Ill.

1997-98

Head Coach: Cheryl Burnett
Record: 24-6 (.800) - MVC: 14-4 (2nd)
NCAA Tournament 1st Round

N 6 W 72-66 Victoria (Australia) (EX)
 N 11 W 76-65 Laisve (Lithuania) (EX)
 N 17 W 87-51 Grambling
 N 21 W 74-54 Kentucky
 N 23 W 109-64 Providence
 N 29 W 73-70 Northwestern
 D 3 W 81-65 at Oklahoma
 D 7 W 79-67 at #20 Arkansas
 D 10 W 77-62 #5 Illinois
 D 21 W 68-57 at Florida State
 D 28 W 89-80 Southern Illinois *
 D 31 W 89-59 Evansville *
 J 3 W 78-61 at Bradley *
 J 8 W 71-52 Creighton *
 J 10 L 61-69 Drake *
 J 17 L 82-87 at Wichita State *
 J 23 L 60-69 at Indiana State *
 J 25 W 63-56 at Illinois State *
 J 29 W 94-59 UNI *
 J 31 W 102-46 Bradley *
 F 5 W 72-64 at Drake *
 F 7 L 75-78 at Creighton *
 F 11 W 73-66 at UNI *
 F 14 W 75-49 Wichita State *
 F 19 W 63-49 Indiana State *
 F 22 W 81-53 Illinois State *
 F 26 W 65-60 at Southern Illinois *
 F 28 W 73-60 at Evansville *

State Farm MVC Tournament (2nd)
 M 5 W 82-58 UNI
 M 6 W 83-69 Creighton
 M 7 L 59-73 Drake

NCAA Tournament

M 13 L 64-78 vs. Notre Dame ^
** Missouri Valley Conference game*
 ^ Lubbock, Texas

1998-99

Head Coach: Cheryl Burnett
Record: 25-7 (.781) - MVC: 15-3 (1st)
NCAA Tournament 2nd Round

N 4 W 93-70 Club Riga (EX)
 N 9 W 76-66 Myjava Club (EX)
Preseason WNIT (T-3rd)
 N 13 W 120-65 Davidson
 N 15 L 60-63 Indiana
 N 24 W 90-65 Arkansas State
Cancun Tournament (2nd)
 N 28 W 80-69 vs. USC
 N 29 L 59-79 vs. #9 Old Dominion
 D 2 W 87-86 at Baylor
 D 5 W 74-55 at Providence
 D 8 W 70-50 #24 Arkansas
 D 13 W 75-51 FIU
 D 21 W 80-52 BYU
 D 27 L 55-58 at Wichita State *
 D 29 W 75-52 at Evansville *
 J 2 L 64-67 Creighton *
 J 6 L 81-97 at Drake *
 J 9 W 80-67 UNI *
 J 14 W 80-65 at Illinois State *
 J 16 W 70-57 at Indiana State *
 J 23 W 105-74 Drake *
 J 25 W 94-69 Bradley *
 J 28 W 77-56 at Creighton *
 J 30 W 69-53 at UNI *
 F 6 W 73-70 Wichita State *

F 12 W 82-69 Illinois State *
 F 14 W 65-46 Indiana State *
 F 18 W 76-56 at Southern Illinois *
 F 20 W 96-49 at Bradley *
 F 25 W 77-67 Evansville *
 F 27 W 85-47 Southern Illinois *

State Farm MVC Tournament (3rd)
 M 4 W 73-56 vs. Southern Illinois \$
 M 5 L 55-59 vs. Evansville \$

NCAA Tournament

M 12 W 72-70 vs. #17 UC Santa Barbara #
 M 14 L 70-86 at #7 Colorado State
** Missouri Valley Conference game*
 ^ Cancun, Mexico
 \$ Des Moines, Iowa
 # Fort Collins, Colo.

1999-2000

Head Coach: Cheryl Burnett
Record: 23-9 (.718) - MVC: 14-4 (T-2nd)
NCAA Tournament 1st Round

N 5 W 81-58 Norrkoping Proderm
 N 11 W 78-58 Riga TTT (EX)
 N 19 W 71-57 Northwestern State
 N 23 L 65-86 at Arkansas State
 N 27 W 81-42 Baylor
 D 2 L 58-66 at Oklahoma State
 D 5 W 64-62 Maine
 D 8 L 58-64 at Arkansas

Women's Sports Foundation Classic (1st)

D 10 W 76-56 TCU
 D 11 W 70-69 #10 Oregon

D 18 W 87-61 UMKC
 D 21 W 74-61 at FIU
 D 29 W 64-59 at Creighton *
 J 3 W 64-54 Wichita State *
 J 8 W 81-69 at Drake *
 J 13 W 69-41 Southern Illinois *
 J 15 W 72-61 Evansville *
 J 20 W 80-46 at Illinois State *
 J 22 W 63-54 at Indiana State *
 J 27 W 59-41 UNI *
 J 29 W 84-48 Bradley *
 F 3 W 74-51 Creighton *
 F 5 L 75-89 Drake *
 F 11 L 55-68 at Evansville *
 F 13 W 78-52 at Southern Illinois *
 F 18 W 84-55 Illinois State *
 F 20 W 56-53 Indiana State *
 F 25 W 71-52 at Bradley *
 F 27 L 67-75 at UNI *
 M 4 L 82-87 at Wichita State *

State Farm MVC Tournament (2nd)

M 9 W 72-53 Creighton
 M 10 W 88-75 Evansville
 M 11 L 67-70 Drake

NCAA Tournament

M 17 L 74-78 vs. #16 Auburn ^
** Missouri Valley Conference game*
 ^ University Park, Pa.

2000-01

Head Coach: Cheryl Burnett
Record: 29-6 (.828) - MVC: 16-2 (T-1st)
NCAA Final Four

N 4 W 78-69 Australian IS (EX)
 N 10 W 81-59 Volna Club (EX)
 N 18 W 97-34 Little Rock
Virgin Islands Paradise Jam (2nd)
 N 24 W 85-75 vs. #10 LSU ^
 N 25 L 77-81 vs. #13 Texas Tech ^

N 29 W 78-44 Oklahoma State
 D 1 L 82-89 at #19 Oklahoma
 D 4 W 67-61 Tulane
 D 7 W 101-87 Iowa
 D 16 W 69-61 #17 Oklahoma
 D 30 W 84-59 at Creighton *
 J 1 L 63-66 at Drake *
 J 4 W 98-48 Indiana State *
 J 6 W 86-51 Illinois State *
 J 11 W 81-70 at Southern Illinois *
 J 13 W 90-67 at Evansville *
 J 18 W 86-52 at Bradley *
 J 20 W 90-81 UNI *
 J 27 W 76-60 Wichita State *
 J 29 L 74-69 at Western Kentucky
 F 1 W 67-52 at Indiana State *
 F 3 W 81-69 at Illinois State *
 F 9 W 89-70 Southern Illinois *

F 11 W 91-65 Evansville *
 F 16 W 81-55 Bradley *
 F 18 L 80-99 at UNI *
 F 25 W 89-85 at Wichita State * (OT)
 M 1 W 94-59 Creighton *
 M 3 W 87-63 Drake *

State Farm MVC Tournament (1st)

M 8 W 92-63 Indiana State
 M 9 W 86-54 UNI
 M 10 W 84-69 Drake

NCAA Tournament

M 17 W 89-71 vs. Toledo \$
 M 19 W 60-53 at #11 Rutgers
 M 24 W 81-71 vs. #5 Duke #
 M 26 W 104-87 vs. Washington #
 M 30 L 64-81 vs. #9 Purdue %
** Missouri Valley Conference game*
 ^ St. Thomas, VI.
 \$ Piscataway, N.J.
 # West Regional (Spokane, Wash.)
 % Final Four (St. Louis, Mo.)

2001-02

Head Coach: Cheryl Burnett
Record: 16-13 (.558) - MVC: 12-6 (3rd)
WNIT First Round

N 6 W 99-54 Spartak-Russia (EX)
 N 12 W 78-49 Athletes in Action (EX)
 N 16 W 69-43 Saint Louis
 N 19 L 57-61 at Missouri
 N 23 W 64-48 Arkansas
 N 27 L 64-84 at Iowa
 N 30 W 73-42 Texas State
 D 5 L 46-49 Tulane
 D 15 L 44-77 at TCU
 D 18 L 50-70 Denver
 D 29 W 82-77 Bradley (2OT) *
 D 31 W 56-55 UNI *
 J 4 L 59-84 at Drake *
 J 6 L 47-84 at Creighton *
 J 12 W 86-48 Southern Illinois *
 J 14 W 66-54 Evansville *
 J 18 W 81-66 at Wichita State *
 J 24 W 67-63 at Indiana State *
 J 26 W 59-55 at Illinois State *
 J 31 L 61-74 Creighton *
 F 2 L 51-62 Drake *
 F 8 W 73-63 at Evansville *
 F 10 W 69-57 at Southern Illinois *
 F 12 W 89-63 Western Kentucky
 F 16 W 65-60 Wichita State *
 F 22 W 76-63 Illinois State *
 F 24 W 64-61 Indiana State * (OT)

F 28 L 45-65 at Bradley *
 M 2 L 62-79 at UNI *
State Farm MVC Tournament (T-5th)
 M 7 L 44-75 Wichita State

Postseason WNIT

M 13 L 65-72 Eastern Kentucky (OT)
** Missouri Valley Conference game*

2002-03

Head Coach: Katie Abrahamson-Henderson
Record: 18-13 (.580) - MVC: 11-7 (4th)
NCAA Tournament 1st Round

N 2 W 76-72 Oklahoma Flyers (EX)
 N 11 W 78-50 Solna-Sweden (EX)

Preseason WNIT

N 15 L 80-81 Tulsa

N 23 L 52-68 Missouri
 N 26 W 85-76 Southeast Mo. State
 D 4 W 76-67 at Saint Louis
 D 14 W 72-55 Western Illinois
 D 16 L 74-77 at Denver
 D 19 L 46-64 at Arkansas
 D 20 L 42-49 Oregon State
 D 29 W 104-54 Little Rock
 J 3 W 69-56 at Southern Illinois *
 J 5 L 53-60 at Evansville *
 J 10 W 57-50 Drake *
 J 12 W 73-71 Creighton *
 J 16 L 54-58 at Illinois State *
 J 18 L 62-65 at Indiana State *
 J 23 W 90-51 UNI *
 J 25 W 63-58 Bradley *
 J 30 W 80-48 at Wichita State *
 F 7 L 69-78 at Creighton *
 F 9 L 40-57 at Drake *
 F 13 L 56-60 Illinois State *
 F 15 W 98-71 Indiana State *
 F 20 L 81-91 at UNI *
 F 22 W 65-63 at Bradley *
 M 2 W 79-66 Wichita State *
 M 6 W 86-56 Southern Illinois *
 M 8 W 107-53 Evansville *

State Farm MVC Tournament (1st)

M 13 W 61-59 at Drake
 M 14 W 81-70 Creighton ^
 M 15 W 75-70 Indiana State ^

NCAA Tournament

M 23 L 59-67 at #7 Texas Tech
** Missouri Valley Conference game*
 ^ Des Moines, Iowa



Jackie Stiles



Casey Garrison



M 6 L 64-65 at Bradley *
State Farm MVC Tournament (T-5th)
 M 12 L 75-80 vs. Wichita State %
Postseason WNIT (T-9th)
 M 19 W 75-53 Oral Roberts
 M 21 W 75-54 Samford
 M 25 L 53-65 Illinois
 * Missouri Valley Conference game
 ^ Manhattan, Kan.
 \$ St. Charles, Mo.

2010-11

Head Coach: Nyla Milleson
 Record: 24-11 (L.686) - MVC: 12-6 (T2nd)

N 1 W 87-57 Rogers State (EX)
 N 7 W 86-61 Quincy (EX)
Preseason WNIT
 N 12 W 83-60 Lamar
 N 15 L 66-82 DePaul
 N 20 W 73-69 at Toledo
 N 27 W 62-53 Louisiana Tech
 N 30 L 66-75 Oral Roberts
 D 3 W 72-57 Eastern Michigan
 D 5 W 58-47 Arkansas State
 D 9 W 68-39 SIU Edwardsville
 D 12 W 67-57 at Saint Louis
 D 17 W 67-61 at Coppin State
 D 19 L 59-72 at #20 Georgetown
 D 21 W 66-39 at Morgan State
 D 31 W 82-50 Southern Illinois *
 J 2 W 75-54 Evansville *
 J 6 L 69-80 at UNI *
 J 8 W 73-58 at Bradley *
 J 11 W 76-61 Illinois State *
 J 16 W 65-54 Indiana State *
 J 21 W 71-41 Wichita State *
 J 27 L 56-68 at Creighton *
 J 29 W 90-61 at Drake *
 F 4 L 68-73 Bradley *
 F 6 L 59-67 UNI *
 F 10 W 63-50 at Indiana State *
 F 12 L 59-78 at Illinois State *
 F 17 L 52-69 at Wichita State *
 F 25 W 92-82 Drake *
 F 27 W 73-65 Creighton *
 M 3 W 80-61 at Evansville *
 M 5 W 70-58 at Southern Illinois *

State Farm MVC Tournament (2nd)
 M 11 W 86-77 vs. Drake ^
 M 12 W 84-79 vs. Indiana State ^
 M 13 L 41-69 vs. UNI ^

Postseason WNIT (T-17th)
 M 17 W 76-65 Rice
 M 20 L 64-65 Arkansas
 * Missouri Valley Conference game
 ^ St. Charles, Mo.

2011-12

Head Coach: Nyla Milleson
 Record: 24-9 (L.727) - MVC: 14-4 (1st)

O 30 W 88-56 Harding (EX)
 N 3 W 71-39 Northeastern St. (EX)

N 5 W 91-58 at Missouri Southern (EX)
 N 11 W 78-65 at Louisiana Tech
 N 13 L 64-73 #9 Louisville
 N 18 L 63-65 at Kansas State
 N 26 W 85-79 at Oral Roberts
 N 29 W 73-50 Little Rock
 D 6 W 81-70 East Tennessee State
 D 8 L 57-80 at Oklahoma State
 D 11 W 78-67 North Texas
 D 18 W 104-74 Morgan State
 D 20 W 77-68 at Arkansas State
 D 29 W 79-70 at Bradley *
 D 31 L 55-63 at UNI *
 J 5 W 70-60 Creighton *
 J 7 W 78-46 Drake *
 J 14 L 51-53 at Wichita State *
 J 19 L 72-78 at Southern Illinois *
 J 21 W 74-49 at Evansville *
 J 27 W 84-70 Indiana State *
 J 29 W 83-68 Illinois State *
 F 2 W 69-66 at Drake *
 F 4 W 63-55 at Creighton *
 F 10 W 85-67 Wichita State *
 F 17 W 76-62 Evansville *
 F 19 W 81-61 Southern Illinois *
 F 24 W 68-58 at Indiana State *
 F 26 W 80-76 at Illinois State * (OT)
 M 1 W 80-68 UNI *
 M 3 L 69-86 Bradley *

State Farm MVC Tournament (T-3rd)
 M 9 W 58-54 vs. Bradley ^
 M 10 L 47-56 vs. Creighton ^

Postseason WNIT (T-9th)
 M 15 W 81-79 UMKC
 M 17 W 82-65 Memphis
 M 22 L 57-70 at Oklahoma State
 * Missouri Valley Conference game
 ^ St. Charles, Mo.

2012-13

Head Coach: Nyla Milleson
 Record: 14-17 (L.452) - MVC: 6-12 (8th)

N 4 W 87-62 Truman State (EX)
 N 8 W 68-57 Southwest Baptist (EX)
 N 13 L 71-74 #22 Oklahoma State
 N 15 W 78-68 at Little Rock

Hardwood Tournament of Hope (5th)
 N 20 L 66-80 vs. Gonzaga %
 N 21 W 83-75 vs. Central Florida %
 N 22 W 68-61 vs. UC Santa Barbara %
 N 29 W 73-72 Oral Roberts (OT)
 D 1 W 70-67 Northern Kentucky
 D 6 L 77-91 at Missouri
 D 15 W 83-60 Arkansas State
 D 19 L 43-97 at Iowa
 D 21 W 69-55 at Southeast Mo. State
 D 30 W 88-75 Coppin State
 J 3 L 64-76 at Wichita State *
 J 10 L 52-75 at UNI *
 J 12 L 79-80 at Bradley *
 J 19 W 80-77 Drake *
 J 21 L 53-73 Creighton *
 J 25 L 53-77 at Evansville *
 J 27 W 79-72 at Southern Illinois *

F 1 L 67-71 Indiana State *
 F 3 W 91-76 Illinois State *
 F 8 W 91-86 Bradley *
 F 10 L 78-82 UNI *
 F 14 L 51-67 at Creighton *
 F 16 L 64-75 at Drake *
 F 21 W 81-74 Southern Illinois *
 F 23 W 66-63 Evansville *
 M 1 L 63-71 at Indiana State *
 M 3 L 60-81 at Illinois State *
 M 9 L 69-74 Wichita State *

MVC Tournament (T-9th)
 M 14 L 66-81 vs. Drake ^
 % Puerto Vallarta, Mexico
 * Missouri Valley Conference game
 ^ St. Charles, Mo.

2013-14

Head Coach: Kelle Harper
 Record: 14-17 (L.452) - MVC: 8-10 (T-6th)

O 31 W 73-42 Arkansas-Ft. Smith (EX)
 N 6 W 76-54 Maryville (EX)
 N 11 L 61-79 at Arkansas State
 N 13 W 72-68 Little Rock
 N 17 L 65-76 at IUPUI
 N 22 L 44-78 at Arkansas
 N 26 L 65-75 Quinnipiac
 D 3 L 49-91 at #7 Louisville
 D 5 L 61-65 at Eastern Kentucky
 D 15 W 87-60 Lamar
 D 19 W 67-53 Missouri
 D 21 W 77-66 Southeast Mo. State
 D 29 W 85-79 at North Texas
 J 5 L 68-98 Wichita State *
 J 10 W 85-56 at Bradley *
 J 12 L 61-63 at Loyola *
 J 18 W 89-66 Drake *
 J 20 L 60-68 UNI *
 J 25 L 57-74 at Indiana State *
 J 27 W 75-72 at Illinois State *
 J 31 W 87-70 Evansville *
 F 2 W 76-58 Southern Illinois *
 F 7 W 66-41 Loyola *
 F 9 W 78-72 Bradley *
 F 14 L 60-79 at UNI *
 F 16 L 69-79 at Drake *
 F 21 L 37-73 Indiana State *
 F 23 L 57-66 Illinois State *
 F 27 W 93-76 at Southern Illinois *
 M 1 L 65-72 at Evansville *
 M 9 L 56-93 at Wichita State *

MVC Tournament (T-5th)
 M 13 W 61-39 vs. Southern Illinois ^
 M 14 L 53-71 vs. Wichita State ^
 * Missouri Valley Conference game
 ^ St. Charles, Mo.

2014-15

Head Coach: Kelle Harper
 Record: 18-15 (L.545) - MVC: 13-5 (3rd)

N 4 W 83-32 Central Methodist (EX)
 N 9 W 89-74 Southwest Baptist (EX)
 N 14 L 63-79 at Memphis
 N 18 L 48-61 at Little Rock
 N 22 L 36-77 at #19 Oklahoma State
 N 24 L 57-70 at Oral Roberts
 N 28 L 59-87 at Colorado
 N 29 L 68-82 vs. TCU %
 D 6 W 75-69 SIU Edwardsville
 D 10 L 50-59 Arkansas
 D 14 W 68-58 IUPUI
 D 19 L 62-78 Arkansas State
 D 30 W 57-52 vs. Missouri &
 J 2 L 56-65 Evansville *
 J 4 W 74-66 Indiana State *
 J 9 L 59-71 Wichita State *
 J 16 W 87-57 at Loyola *
 J 18 W 78-64 at Bradley *
 J 23 W 61-57 Southern Illinois *
 J 25 W 58-35 Illinois State *
 J 30 L 89-94 at Drake * (OT)
 F 1 L 56-64 at UNI *
 F 8 L 50-69 at Wichita State *
 F 13 W 69-61 Bradley *
 F 15 W 83-64 Loyola *
 F 20 W 73-57 at Southern Illinois *
 F 22 W 90-78 at Illinois State *
 F 27 W 72-70 UNI *
 M 1 W 86-57 Drake *
 M 5 W 65-56 at Indiana State *
 M 7 W 86-71 at Evansville *

MVC Tournament (2nd)
 M 13 W 75-57 Indiana State ^
 M 14 W 75-66 Evansville ^
 M 15 L 71-85 Wichita State ^

Postseason WNIT (T-33rd)
 M 20 L 72-78 Tulsa
 & Kansas City, Mo.
 % Boulder, Colo.
 * Missouri Valley Conference game
 ^ St. Charles, Mo.

2015-16

Head Coach: Kelle Harper
 Record: 24-10 (L.706) - MVC: 14-4 (T-2nd)

N 2 W 92-45 Lyon (EX)
 N 9 W 73-54 Quincy (EX)
 N 13 L 55-71 Missouri
 N 17 W 88-61 MidAmerica Nazarene
 N 19 W 91-78 at Ole Miss
 N 23 L 55-74 Oklahoma State
 N 27 L 65-82 vs. #13 Stanford %
 N 28 L 65-69 vs. Maine %
 N 29 W 77-45 vs. Marist %





2021-22

Head Coach: Amaka Agugua-Hamilton
Record: 25-9 (.750) - MVC: 14-4 (2nd)
NCAA Tournament First Round

N 1	W	107-33	Missouri Baptist (EX)
N 5	W	100-44	Lincoln (EX)
N 9	W	76-62	at Little Rock
N 14	W	56-50	North Texas
N 17	L	40-44	at Oklahoma State
N 20	W	67-41	at USC

San Juan Shootout

N 26	W	76-68	#24 Virginia Tech %
N 27	L	58-66	LSU %

D 3	W	81-26	William Jewell
D 6	W	55-52	at South Dakota State
D 10	W	79-51	Missouri
D 18	W	72-43	Southern
D 21	W	60-46	Toledo
D 31	W	55-38	Loyola*
J 2	W	74-62	Valparaiso*
J 13	L	65-74	at UNI*
J 15	W	69-53	at Drake*
J 20	W	66-46	Bradley*
J 22	L	51-52	Illinois State*
J 27	W	82-35	at Evansville*
J 29	W	62-58	at Indiana State*
F 4	L	49-65	at Southern Illinois*
F 6	W	53-52	Southern Illinois*
F 11	W	63-59	Drake*
F 13	W	66-57	UNI*
F 18	W	75-69	at Illinois State*
F 20	W	72-56	at Bradley*
F 24	W	99-57	Evansville*
F 26	W	72-65	Indiana State*
M 3	W	66-46	at Valparaiso*
M 5	L	42-60	at Loyola*

MVC Tournament

M 11	W	63-49	vs. Drake ^
M 12	L	57-63	vs. UNI ^

NCAA Tournament

M 17	W	61-50	vs. Florida State @
M 19	L	56-63	vs. #14 Ohio State @

% San Juan Shootout in San Juan, Puerto Rico
 * Missouri Valley Conference games
 ^ Missouri Valley Conference Tournament (Moline, Ill.)
 @ NCAA Tournament game (Baton Rouge, La.)
 # indicates AP ranking at time of game

2022-23

Head Coach: Beth Cunningham
Record: 20-12 (.625) - MVC: 14-6 (5th)
WNIT First Round

N 2	W	58-44	Missouri S&T (EX)
N 7	L	51-68	Missouri
N 15	W	71-55	Saint Louis
N 17	L	54-73	Oklahoma State

Las Vegas Invitational

N 25	W	74-51	vs. UTSA %
N 26	L	54-79	vs. Middle Tennessee %

D 4	L	63-91	at Toledo
D 9	W	63-59	at TCU
D 17	W	68-59	UT Martin
D 21	W	55-48	Little Rock
D 29	W	71-62	at Indiana State*
D 31	W	73-61	at Evansville*
J 5	L	63-67	Illinois State*
J 7	W	87-54	Bradley*
J 11	W	78-57	Southern Illinois*
J 14	L	68-77	at Valparaiso*
J 20	L	66-75	at Belmont*
J 22	W	77-61	at Murray State*
J 26	W	71-67	UNI*
J 28	W	64-54	Drake*
F 1	W	70-68	at Southern Illinois*
F 4	W	68-57	UIC*
F 10	W	74-64	at Bradley*
F 12	W	71-66	at Illinois State*
F 17	W	92-86	Murray State* (20T)
F 19	L	58-68	Belmont*
F 23	W	63-51	Evansville*
F 25	W	77-66	Indiana State*
M 2	L	63-83	at Drake*
M 4	L	67-86	at UNI*

MVC Tournament

M 9	W	71-53	vs. Bradley ^
M 10	L	70-73	vs. Drake ^

Postseason WNIT

M 15	L	65-74	at Nebraska
------	---	-------	-------------

% Las Vegas Invitational - Las Vegas, Nev.
 * Missouri Valley Conference games
 ^ Missouri Valley Conference Tournament (Moline, Ill.)
 # indicates AP ranking at time of game

2023 WNIT at Nebraska



2022 First Four Win vs. Florida St.



1983 Gateway Tournament at Campus Sites

Quarterfinals Illinois State 76, Western Illinois 60 (at Normal, Ill.)
Eastern Illinois 82, Wichita State 71 (at Wichita, Kan.)
Southern Illinois 81, Bradley 52 (at Carbondale, Ill.)
Drake 98, Missouri State 70 (at Des Moines, Iowa)
Semifinals Southern Illinois 76, Drake 73 (at Carbondale, Ill.)
Illinois State 94, Eastern Illinois 64 (at Normal, Ill.)
Championship Illinois State 62, Southern Illinois 54 (at Normal, Ill.)

1987 Gateway Tournament at Campus Sites

Semifinals Southern Illinois 63, Bradley 56 (at Carbondale, Ill.)
Eastern Illinois 82, Missouri State 71 (at Springfield, Mo.)
Championship Southern Illinois 53, Eastern Illinois 51 (at Carbondale, Ill.)

1988 Gateway Tournament at Campus Sites

Semifinals Illinois State 58, Drake 54 (at Normal, Ill.)
Eastern Illinois 78, Indiana State 66 (at Charleston, Ill.)
Championship Eastern Illinois 80, Illinois State 79 (at Normal, Ill.)

1989 Gateway Tournament at Campus Sites

Semifinals Illinois State 83, Eastern Illinois 71 (at Normal, Ill.)
Southern Illinois 80, Drake 65 (at Carbondale, Ill.)
Championship Illinois State 70, Southern Illinois 53 (at Normal, Ill.)

1990 Gateway Tournament at Carbondale, Ill.

Semifinals **Illinois State 86, Missouri State 79 (OT)**
Southern Illinois 62, Bradley 58
Championship Southern Illinois 71, Illinois State 54

All-Tournament Team

Amy Rakers, Southern Illinois (MVP) Char Govan, Illinois State
LaWaynta Dawson, Missouri State Karin Nicholls, Bradley
Shannon Fulton, Illinois State

1991 Gateway Tournament at Campus Sites

Semifinals **Missouri State 87, Drake 66 (at Springfield, Mo.)**
Southern Illinois 66, Illinois State 42 (at Carbondale, Ill.)
Championship **Missouri State 74, Southern Illinois 61 (at Springfield, Mo.)**

1992 Gateway Tournament at Campus Sites

Semifinals **Missouri State 88, Bradley 59 (at Springfield, Mo.)**
Southern Illinois 78, Illinois State 64 (at Carbondale, Ill.)
Championship **Missouri State 86, Southern Illinois 69 (at Springfield, Mo.)**

1993 Missouri Valley Tournament at Campus Sites

Quarterfinals **Missouri State 80, Bradley 55 (at Springfield, Mo.)**
Creighton 86, UNI 73 (at Omaha, Neb.)
Drake 77, Wichita State 68 (at Des Moines, Iowa)
Southern Illinois 68, Illinois State 57 (at Carbondale, Ill.)
Semifinals **Missouri State 83, Drake 53 (at Springfield, Mo.)**
Southern Illinois 71, Creighton 69 (OT) (at Omaha, Neb.)
Championship **Missouri State 54, Southern Illinois 53 (at Springfield, Mo.)**

1994 Missouri Valley Tournament at Campus Sites

Quarterfinals **Missouri State 71, Bradley 40 (at Springfield, Mo.)**
Creighton 75, Illinois State 74 (at Omaha, Neb.)
Drake 80, Southern Illinois 67 (at Carbondale, Ill.)
Indiana State 89, Wichita State 76 (at Wichita, Kan.)
Semifinals **Missouri State 76, Drake 55 (at Springfield, Mo.)**
Creighton 93, Indiana State 78 (at Springfield, Mo.)
Championship **Missouri State 88, Creighton 71 (at Springfield, Mo.)**

All-Tournament Team

Tina Robbins, Missouri State (MVP) Melody Howard, Missouri State
LaTanya Davis, Missouri State Holly Sivesind, Creighton
Becky Flynn, Creighton

1995 Missouri Valley Tournament at Springfield, Mo.

Quarterfinals **Missouri State 68, Bradley 56** *All-Tournament Team*
Drake 82, Illinois State 63 Tricia Wakely, DU (MVP)
Southern Illinois 86, Indiana State 78 Lisa Brinkmeyer, DU
Wichita State 70, Creighton 68 **Julie Howard, MSU**
Semifinals **Missouri State 67, Wichita State 55** Kristi Kinne, DU
Drake 82, Southern Illinois 68 **Charitee Longstreth, MSU**
Championship **Drake 71, Missouri State 68 (OT)**

1996 Missouri Valley Tournament at Des Moines, Iowa

Quarterfinals Southern Illinois 83, Wichita State 65 *All-Tournament Team*
Illinois State 80, Bradley 75 (OT) **LaTanya Davis, MSU (MVP)**
Missouri State 83, UNI 67 Kasia McClendon, SIU
Creighton 70, Drake 68 Jessie McVay, MSU
Semifinals Illinois State 64, Southern Illinois 59 Kay Schroeder, ILS
Missouri State 66, Creighton 54 Melanie Ward, ILS
Championship **Missouri State 59, Illinois State 56**

1997 Missouri Valley Tournament at Springfield, Mo.

Quarterfinals Drake 86, Creighton 68 *All-Tournament Team*
Southern Illinois 59, Indiana State 58 Keisha Cox, DU (MVP)
Wichita State 81, Illinois State 53 Tammi Blackstone, DU
Bradley 53, Missouri State 52 Dianne L'Ami, WSU
Semifinals Drake 77, Southern Illinois 48 Kiersten Miller, DU
Wichita State 74, Bradley 67 Tammy Van Oppen, BU
Championship Drake 78, Wichita State 59

1998 Missouri Valley Tournament at Springfield, Mo.

Quarterfinals **Missouri State 82, UNI 58** *All-Tournament Team*
Drake 84, Southern Illinois 70 Tammi Blackstone, DU (MVP)
Indiana State 67, Illinois State 58 Lisa Davies, MSU
Creighton 83, Wichita State 60 Kiersten Miller, DU
Drake 74, Indiana State 56 **Jackie Stiles, MSU**
Championship **Missouri State 83, Creighton 69** Carrie Welle, CU
Drake 73, Missouri State 59

1999 Missouri Valley Tournament at Des Moines, Iowa

Quarterfinals **Missouri State 73, Southern Illinois 58** *All-Tournament Team*
Evansville 64, Wichita State 43 Shyla McKibbin, UE (MVP)
Creighton 73, Drake 62 Kristen Hafer, CU
Indiana State 61, UNI 58 (OT) Shinko Ono, UE
Semifinals **Evansville 59, Missouri State 55** **Jackie Stiles, MSU**
Creighton 76, Indiana State 54
Championship **Evansville 75, Creighton 72 (OT)**

2000 Missouri Valley Tournament at Springfield, Mo.

Quarterfinals Drake 69, Indiana State 66 *All-Tournament Team*
UNI 62, Wichita State 50 **Jackie Stiles, MSU (MVP)**
Evansville 76, Southern Illinois 56 Carla Bennett, DU
Missouri State 72, Creighton 53 Shyla McKibbin, UE
Drake 80, UNI 65 Kristin Santa, DU
Semifinals **Missouri State 88, Evansville 75** Allison Starr, UNI
Championship **Drake 70, Missouri State 67**

2001 Missouri Valley Tournament at Springfield, Mo.

Quarterfinals Drake 73, Bradley 60 *All-Tournament Team*
Evansville 76, Creighton 70 **Jackie Stiles, MSU (MVP)**
Missouri State 92, Indiana State 63 Carla Bennett, DU
UNI 78, Wichita State 67 Erika Rante, MSU
Semifinals Drake 64, Evansville 59 Abbi Schutte, UNI
Semifinals **Missouri State 86, UNI 54**
Championship **Missouri State 84, Drake 69**

2002 Missouri Valley Tournament at Springfield, Mo.

Quarterfinals Creighton 79, Indiana State 65 *All-Tournament Team*
Evansville 70, UNI 68 Christy Neneman, CU (MVP)
Drake 77, Bradley 68 Latasha Austin, UE
Wichita State 75, Missouri State 44 Carla Bennett, DU
Semifinals Creighton 69, Evansville 52 Jennifer Kaczka, WSU
Drake 77, Wichita State 70 Stephanie Schmitz, DU
Championship Creighton 77, Drake 74

2003 Missouri Valley Tournament at Des Moines, Iowa

Quarterfinals Indiana State 81, Wichita State 60 *All-Tournament Team*
UNI 72, Bradley 62 **Kari Koch, MSU (MVP)**
Creighton 70, Illinois State 54 Melanie Boeglin, INS
Missouri State 61, Drake 59 Jenni Lingor, MSU
Indiana State 83, UNI 54 Kourtney Mennen, INS
Semifinals **Missouri State 81, Creighton 70** Amy Swisher, UNI
Championship **Missouri State 75, Indiana State 70**

2004 Missouri Valley Tournament at Springfield, Mo.

Quarterfinals UNI 71, Creighton 65 *All-Tournament Team*
Drake 60, Bradley 57 **Jenni Lingor, MSU (MVP)**
Missouri State 79, Wichita State 60 Kari Koch, MSU
Illinois State 77, Indiana State 63 Linda Sayavongchanh, DU
Semifinals Drake 66, UNI 54 Amy Swisher, UNI
Missouri State 93, Illinois State 72 **Meg Tierney, MSU**
Championship **Missouri State 74, Drake 67**

2005 Missouri Valley Tournament at Normal, Ill.

Quarterfinals Indiana State 83, Bradley 59 *All-Tournament Team*
Drake 61, Creighton 44 Jaci McCormack, ILS (MVP)
Illinois State 61, Missouri State 57 Melanie Boeglin, INS
UNI 58, Evansville 47 Jill Martin, Drake
Semifinals Indiana State 79, Drake 66 Cassie Hager, UNI
Illinois State 58, UNI 48 Megan McCracken, ILS
Championship Illinois State 72, Indiana State 70

2006 Missouri Valley Tournament at Springfield, Mo.

Opening Round **Missouri State 69, Bradley 64** *All-Tournament Team*
Creighton 54, Southern Illinois 51 **Kari Koch, MSU (MVP)**
Quarterfinals Indiana State 73, Creighton 51 **Tahnee Balerio, MSU**
Evansville 77, Wichita State 73 (OT) Melanie Boeglin, INS
Missouri State 78, Drake 62 Sarah Klaassen, MSU
UNI 70, Illinois State 62 Cassie Hager, UNI
Semifinals Indiana State 81, Evansville 65
Championship **Missouri State 62, UNI 59**
Missouri State 69, Indiana State 55

2007 Missouri Valley Tournament at Des Moines, Iowa

Opening Round Drake 78, Wichita State 63 *All-Tournament Team*
Bradley 65, Missouri State 56 Lindsay Whorton, DU (MVP)
Quarterfinals Drake 59, Southern Illinois 47 Sara Cain, CU
Evansville 58, UNI 57 Lauren Dybing, DU
Creighton 69, Indiana State 65 Rebekah Parker, UE
Illinois State 75, Bradley 60 Ally Thrall, CU
Creighton 59, Illinois State 56
Championship Drake 61, Evansville 58
Drake 65, Creighton 64 (OT)



2008 Missouri Valley Tournament at St. Charles, Mo.

Opening Round UNI 75, Wichita State 45
 Quarterfinals Southern Illinois 65, Bradley 54
 Illinois State 77, Southern Illinois 65
Creighton 56, Missouri State 49
 Evansville 79, UNI 56
 Semifinals Drake 65, Indiana State 59
 Illinois State 68, Creighton 60
 Drake 46, Evansville 41
 Championship Illinois State 70, Drake 62

All-Tournament Team
 Kristi Cirone, ILS (MVP)
 Ashleen Bracey, ILS
 Monique Jones, DU
 Maggie Krick, ILS
 Jill Martin, DU

2009 Missouri Valley Tournament at St. Charles, Mo.

Opening Round Evansville 58, Southern Illinois 53
Wichita State 52, Missouri State 51
 Quarterfinals Evansville 73, Illinois State 60
 Bradley 70, Indiana State 49
 Creighton 49, Wichita State 41
 Drake 68, UNI 57
 Semifinals Evansville 84, Bradley 81
 Creighton 53, Drake 35
 Championship Evansville 47, Creighton 45

All-Tournament Team
 Ashley Austin, UE (MVP)
 Megan Neuvirth, CU
 Shannon Novosel, UE
 Monica Rogers, BU
 Kelsey Woodard, CU

2010 Missouri Valley Tournament at St. Charles, Mo.

Opening Round Drake 73, Evansville 62
 Indiana State 73, Southern Illinois 57
 Quarterfinals Illinois State 76, Indiana State 39
 UNI 70, Bradley 50
 Creighton 65, Drake 62
Wichita State 80, Missouri State 75
 UNI 61, Illinois State 59
 Creighton 76, Wichita State 59
 Championship UNI 54, Creighton 53

All-Tournament Team
 Lizzie Boeck, UNI (MVP)
 Nicole Clausen, UNI
 Chevelle Herring, CU
 Nicolle Lewis, ILS
 Sam Schuett, CU

2011 Missouri Valley Tournament at St. Charles, Mo.

Opening Round Bradley 64, Evansville 47
 Indiana State 83, Southern Illinois 68
 Quarterfinals UNI 87, Bradley 57
 Wichita State 58, Creighton 52
 Indiana State 80, Illinois State 51
Missouri State 86, Drake 77
 UNI 61, Wichita State 44
Missouri State 84, Indiana State 79
 UNI 69, Missouri State 41

All-Tournament Team
 Jacqui Kalin, UNI (MVP)
 K.K. Armstrong, UNI
 Lizzie Boeck, UNI
Casey Garrison, MSU
 Haleigh Lankster, WSU
 Taylor Whitley, INS

2012 Missouri Valley Tournament at St. Charles, Mo.

Opening Round Bradley 85, Southern Illinois 68
 Drake 52, Evansville 48
 Quarterfinals Creighton 53, UNI 46
 Drake 56, Illinois State 54
 Wichita State 70, Indiana State 49
Missouri State 58, Bradley 54
 Drake 56, Wichita State 44
Creighton 56, Missouri State 47
 Creighton 53, Drake 38

All-Tournament Team
 Carli Tritz, Creighton (MVP)
Casey Garrison, MSU
 Rachael Hackbarth, DU
 Haleigh Lankster, WSU
 Sarah Nelson, CU

2013 Missouri Valley Tournament at St. Charles, Mo.

Opening Round Southern Illinois 83, Evansville 74
Drake 81, Missouri State 66
 Quarterfinals Wichita State 73, Drake 58
 UNI 71, Indiana State 60
 Creighton 60, Southern Illinois 43
 Illinois State 59, Bradley 48
 Semifinals Wichita State 75, UNI 71
 Illinois State 64, Creighton 61
 Championship Wichita State 69, Illinois State 65

All-Tournament Team
 Alex Harden, WSU (MVP)
 Michaela Dapprich, WSU
 Jacqui Kalin, UNI
 Jamie Russell, ILS
 Janae Smith, ILS

2014 Missouri Valley Tournament at St. Charles, Mo.

Opening Round Loyola 75, Bradley 69
Missouri State 61, Southern Illinois 39
 Quarterfinals Indiana State 61, Loyola 52
 Drake 71, Evansville 61
Wichita State 71, Missouri State 53
 Illinois State 65, UNI 63
 Semifinals Drake 66, Indiana State 58
 Wichita State 66, Illinois State 50
 Championship Wichita State 73, Drake 49

All-Tournament Team
 Alex Harden, WSU (MVP)
 Jamillah Bonner, WSU
 Kyndal Clark, DU
 Michelle Price, WSU
 Lizzy Wendell, DU

2015 Missouri Valley Tournament at St. Charles, Mo.

Opening Round Loyola 67, Bradley 55
 Evansville 55, Illinois State 51
 Quarterfinals Wichita State 59, Loyola 42
 UNI 59, Southern Illinois 50
 Evansville 84, Drake 79
Missouri State 75, Indiana State 57
 Wichita State 56, UNI 42
Missouri State 75, Evansville 66
 Championship **Wichita State 85, Missouri State 71**

All-Tournament Team
 Alex Harden, WSU (MVP)
 Jamillah Bonner, WSU
 Michaela Dapprich, WSU
 Mallory Ladd, UE
Tyonna Snow, MSU

2016 Missouri Valley Tournament at Moline, Ill.

Opening Round Bradley 56, Wichita State 51
 Evansville 61, Illinois State 59
 Quarterfinals UNI 46, Bradley 45
 Southern Illinois 73, Loyola 64
 Drake 89, Evansville 53
Missouri State 70, Indiana State 45
 UNI 67, Southern Illinois 43
Missouri State 65, Drake 61
 Championship **Missouri State 71, UNI 58**

All-Tournament Team
Tyonna Snow, MSU (MVP)
Liza Freundt, MSU
 Sharnae Lamar, UNI
 Sara Rhine, DU
 Madison Weekly, UNI

2017 Missouri Valley Tournament at Moline, Ill.

Opening Round Illinois State 51, Indiana State 44
 Bradley 57, Loyola 42
 Quarterfinals Drake 64, Illinois State 40
 Wichita State 73, Southern Illinois 60
 UNI 69, Bradley 39
Evansville 65, Missouri State 59
 Drake 86, Wichita State 68
 UNI 82, Evansville 58
 Championship Drake 74, UNI 69 (OT)

All-Tournament Team
 Caitlin Ingle, DU (MVP)
 Lizzy Wendell, DU
 Angie Davison, UNI
 Madison Weekly, UNI
 Rangie Bessard, WSU

2018 Missouri Valley Tournament at Moline, Ill.

Opening Round Valparaiso 63, Loyola 46
 Bradley 77, Evansville 49
 Quarterfinals Drake 89, Valparaiso 40
 Southern Illinois 69, Indiana State 67
Missouri State 76, Bradley 68
 UNI 56, Illinois State 36
 Semifinals Drake 68, Southern Illinois 59
UNI 70, Missouri State 58
 Championship Drake 75, UNI 63

All-Tournament Team
 Maddy Dean, DU (MVP)
 Sara Rhine, DU
 Becca Hittner, DU
 Ellie Howell, UNI
 Megan Maahs, UNI

2019 Missouri Valley Tournament at Moline, Ill.

Opening Round Valparaiso 79, Indiana State 77
 Loyola 90, Evansville 80
 Quarterfinals Drake 86, Valparaiso 58
 Illinois State 61, Bradley 55
Missouri State 59, Loyola 50
 UNI 66, Southern Illinois 63
 Semifinals Drake 65, Illinois State 54
Missouri State 89, UNI 64
 Championship **Missouri State 94, Drake 79**

All-Tournament Team
Alexa Willard, MSU (MVP)
Danielle Gitzen, MSU
 Becca Hittner, DU
 Sammie Bachrodt, DU
 Karli Rucker, UNI

2020 Missouri Valley Tournament at Moline, Ill.

Tournament cancelled due to COVID-19 pandemic

2021 Missouri Valley Tournament at Moline, Ill.

Opening Round Southern Illinois 90, Indiana State 89 (OT)
 Valparaiso 65, Evansville 52
 Quarterfinals **Missouri State 70, Southern Illinois 59**
 Bradley 62, UNI 59
 Drake 71, Valparaiso 60
 Loyola 61, Illinois State 60
 Semifinals Bradley 70, Loyola 56
 Bradley 78, Drake 70
 Championship

All-Tournament Team
 Gabi Haack, BU (MVP)
 Lasha Petree, BU
 Grace Berg, DU
 Maggie Bair, DU
 Allison Day, LUC

2022 Missouri Valley Tournament at Moline, Ill.

Opening Round Indiana State 89, Evansville 75
 Drake 71, Bradley 56
 Quarterfinals Southern Illinois 77, Indiana State 61
 Illinois State 68, Loyola 52
Missouri State 63, Drake 49
 UNI 63, Valparaiso 39
 Semifinals Illinois State 50, Southern Illinois 42
UNI 63, Missouri State 57
 Championship Illinois State 50, UNI 48

All-Tournament Team
 Juju Redmond, ILS (MVP)
 DeAnna Wilson, ILS
Abi Jackson, MSU
 Bre Gunnels, UNI
 Karli Rucker, UNI

2023 Missouri Valley Tournament at Moline, Ill.

Opening Round Murray State 88, Evansville 46
Missouri State 71, Bradley 53
 Southern Illinois 81, Indiana State 79
 UIC 72, Valparaiso 47
 Quarterfinals Illinois State 75, Murray State 73
Drake 73, Missouri State 70
 Belmont 70, Southern Illinois 64
 UNI 73, UIC 57
 Semifinals Drake 74, Illinois State 54
 Belmont 69, UNI 62
 Championship Drake 89, Belmont 71

All-Tournament Team
 Maggie Bair, DU (MVP)
 Grace Boffeli, UNI
 Destinee Wells, BEL
 Katie Dinnebie, DU
 Grace Berg, DU

ALL-TIME CONFERENCE STANDINGS



1982-83			1987-88			1992-93			2000-01		
Gateway	Overall		Gateway	Overall		MVC	Overall		MVC	Overall	
Eastern Illinois	--	22-7	Eastern Illinois	14-4	22-8	Missouri State	14-2	23-9	Missouri State	16-2	29-6
Drake	--	20-8	Illinois State	14-4	20-11	Creighton	12-4	20-8	Drake	16-2	23-7
Illinois State	--	20-10	Indiana State	14-4	22-6	Southern Illinois	12-4	19-10	UNI	12-6	18-11
Southern Illinois	--	22-11	Drake	12-6	15-13	Drake	8-8	15-13	Creighton	11-6	17-11
UNI	--	17-11	Southern Illinois	12-6	16-11	Wichita State	8-8	15-12	Evansville	8-10	13-15
Wichita State	--	16-12	Missouri State	6-12	9-17	Illinois State	6-10	11-16	Wichita State	8-10	10-17
Bradley	--	14-14	Wichita State	6-12	9-17	UNI	4-12	10-17	Indiana State	7-11	10-18
Indiana State	--	13-15	Bradley	6-12	9-18	Indiana State	4-12	8-18	Bradley	5-13	10-17
Missouri State	--	10-18	UNI	4-14	9-17	Bradley	4-12	7-20	Southern Illinois	4-14	7-20
Western Illinois	--	5-22	Western Illinois	2-16	4-22				Illinois State	3-15	5-22
1983-84			1988-89			1993-94			2001-02		
Gateway	Overall		Gateway	Overall		MVC	Overall		MVC	Overall	
Drake	16-2	22-7	Illinois State	16-2	28-3	Missouri State	15-1	24-6	Creighton	16-2	24-7
Southern Illinois	15-3	22-6	Southern Illinois	15-3	19-10	Creighton	14-2	24-7	Drake	15-3	25-8
Illinois State	15-3	23-8	Drake	12-6	17-11	Wichita State	9-7	17-10	Missouri State	12-6	16-13
Wichita State	12-6	14-14	Eastern Illinois	11-7	16-12	Southern Illinois	9-7	15-12	Evansville	9-9	15-15
Eastern Illinois	10-8	16-12	Indiana State	10-8	18-9	Drake	8-8	16-12	UNI	9-9	14-16
Missouri State	8-10	12-16	Western Illinois	7-11	9-18	Indiana State	6-10	14-14	Wichita State	8-10	14-15
Bradley	6-12	9-18	Bradley	6-12	12-15	Illinois State	5-11	10-17	Bradley	7-11	16-12
Western Illinois	5-13	8-19	Missouri State	5-13	7-20	UNI	4-12	9-18	Indiana State	7-11	11-17
Indiana State	2-16	5-23	UNI	4-14	7-18	UNI	2-14	6-20	Illinois State	5-13	7-20
UNI	1-17	2-25	Wichita State	4-14	6-20				Southern Illinois	2-16	6-21
1984-85			1989-90			1994-95			2002-03		
Gateway	Overall		Gateway	Overall		MVC	Overall		MVC	Overall	
Illinois State	17-1	23-6	Southern Illinois	14-4	21-10	Missouri State	14-4	21-12	Creighton	13-5	24-9
Drake	16-2	24-6	Illinois State	14-4	21-11	Drake	13-5	25-6	Indiana State	13-5	22-9
Southern Illinois	14-4	21-7	Missouri State	14-4	19-8	Southern Illinois	13-5	19-9	UNI	12-6	18-12
Missouri State	9-9	12-16	Bradley	12-6	16-12	Creighton	12-6	18-9	Missouri State	11-7	18-13
Eastern Illinois	8-10	16-12	Eastern Illinois	11-7	15-12	Wichita State	11-7	16-12	Drake	11-7	16-12
Bradley	7-11	13-14	Drake	8-10	10-16	Indiana State	10-8	13-14	Bradley	9-9	13-15
Indiana State	7-11	10-18	Wichita State	6-12	7-20	Illinois State	7-11	11-16	Wichita State	8-10	14-14
Wichita State	6-12	10-18	Indiana State	5-13	8-19	Evansville	7-11	13-14	Evansville	8-10	14-14
Western Illinois	3-15	6-21	Western Illinois	4-14	7-20	UNI	2-16	4-22	Evansville	5-13	11-16
UNI	3-15	5-23	UNI	2-16	5-22	UNI	1-17	4-22	Illinois State	5-13	7-21
1985-86			1990-91			1995-96			2003-04		
Gateway	Overall		Gateway	Overall		MVC	Overall		MVC	Overall	
Southern Illinois	18-0	25-4	Missouri State	16-2	26-5	Missouri State	16-2	25-5	Missouri State	16-2	28-4
Drake	16-2	22-8	Southern Illinois	13-5	19-10	Southern Illinois	15-3	18-10	Creighton	15-3	24-9
Illinois State	12-6	16-12	Illinois State	13-5	18-10	Illinois State	14-4	19-13	Drake	11-7	16-15
Bradley	11-7	16-12	Drake	10-8	13-17	Drake	10-8	16-13	Indiana State	10-8	16-12
Eastern Illinois	10-8	18-10	Eastern Illinois	9-9	14-13	Creighton	10-8	15-13	Illinois State	9-9	16-13
Wichita State	9-9	12-15	Bradley	9-9	13-14	Bradley	7-11	12-15	UNI	7-11	12-17
Missouri State	5-13	6-21	Indiana State	8-10	13-14	UNI	6-12	7-20	Wichita State	7-11	10-18
Indiana State	4-14	5-23	Western Illinois	6-12	11-16	Indiana State	3-15	7-19	Bradley	7-11	9-19
UNI	4-14	9-18	UNI	3-15	6-21	Evansville	2-16	3-23	Evansville	6-12	11-16
Western Illinois	1-17	4-23	Wichita State	3-15	6-21				Southern Illinois	2-16	3-24
1986-87			1991-92			1996-97			2004-05		
Gateway	Overall		Gateway	Overall		MVC	Overall		MVC	Overall	
Southern Illinois	18-0	28-3	Missouri State	17-1	31-3	Drake	14-4	23-7	Missouri State	15-3	25-8
Missouri State	12-6	18-10	Southern Illinois	15-3	23-8	Missouri State	13-5	17-10	Indiana State	13-5	23-9
Eastern Illinois	11-7	17-13	Bradley	11-7	17-11	Illinois State	13-5	17-11	Creighton	13-5	19-10
Bradley	10-8	15-13	Illinois State	11-7	14-14	Wichita State	9-9	17-12	UNI	13-5	20-11
Illinois State	10-8	12-15	Wichita State	10-8	13-16	Indiana State	9-9	14-13	Evansville	10-8	17-11
Drake	9-9	9-18	Drake	7-11	11-15	Southern Illinois	9-9	14-14	Bradley	8-10	15-13
Indiana State	8-10	12-15	Indiana State	7-11	10-17	Creighton	7-11	8-19	Drake	8-10	14-15
Wichita State	5-13	12-14	Western Illinois	5-13	9-18	UNI	5-13	10-16	Illinois State	7-11	13-18
UNI	4-14	6-20	Eastern Illinois	4-14	8-19	Evansville	2-16	3-23	Wichita State	2-16	5-22
Western Illinois	3-15	5-21	UNI	3-15	4-23				Southern Illinois	1-17	3-24
						1997-98			2005-06		
						MVC	Overall		MVC	Overall	
						Drake	17-1	25-5	Indiana State	16-2	27-6
						Missouri State	14-4	24-6	Drake	13-5	17-12
						Creighton	11-7	16-12	UNI	12-6	19-11
						Indiana State	10-8	17-11	Evansville	11-7	16-13
						Illinois State	9-9	11-16	Wichita State	8-10	15-13
						Wichita State	9-9	13-14	Missouri State	7-11	17-15
						UNI	8-10	14-13	Illinois State	7-11	12-16
						Southern Illinois	7-11	10-18	Southern Illinois	6-12	10-18
						Bradley	4-14	9-17	Creighton	5-13	8-20
						Evansville	1-17	6-20	Bradley	5-13	9-19
						1998-99			2006-07		
						MVC	Overall		MVC	Overall	
						Missouri State	15-3	25-7	Southern Illinois	16-2	21-11
						Drake	14-4	21-10	Illinois State	13-5	22-11
						UNI	12-6	19-8	Indiana State	12-6	19-11
						Evansville	11-7	19-11	Evansville	11-7	19-12
						Indiana State	10-8	18-11	UNI	11-7	17-13
						Wichita State	10-8	16-12	Creighton	8-10	14-19
						Creighton	9-9	16-14	Bradley	7-11	12-19
						Southern Illinois	5-13	6-21	Drake	5-13	14-19
						Illinois State	4-14	8-20	Wichita State	4-14	9-20
						Bradley	0-18	6-20	Missouri State	3-15	7-21
						1999-00					
						MVC	Overall				
						Drake	15-3	23-7			
						Evansville	14-4	23-7			
						Missouri State	14-4	23-9			
						Wichita State	14-4	20-10			
						UNI	10-8	15-13			
						Creighton	7-11	12-15			
						Indiana State	5-13	9-18			
						Southern Illinois	5-13	8-20			
						Bradley	3-15	6-20			
						Illinois State	3-15	6-20			



Melody Howard



2007-08	MVC	Overall
Illinois State	13-5	26-7
Evansville	13-5	21-11
Drake	13-5	22-10
Creighton	12-6	21-11
Missouri State	9-9	11-19
Indiana State	8-10	14-15
UNI	8-10	13-18
Bradley	6-12	12-18
Southern Illinois	5-13	10-20
Wichita State	3-15	9-22

2008-09	MVC	Overall
Illinois State	15-3	27-8
Creighton	14-4	22-12
Drake	12-6	19-12
Bradley	11-7	21-10
Indiana State	10-8	14-16
UNI	9-9	11-19
Missouri State	6-12	10-20
Southern Illinois	5-13	9-19
Evansville	4-14	15-19
Wichita State	4-14	13-18

2009-10	MVC	Overall
Illinois State	16-2	28-8
Creighton	13-5	21-11
Missouri State	12-6	22-11
Bradley	12-6	17-14
UNI	10-8	17-16
Wichita State	8-10	18-15
Indiana State	7-11	17-14
Drake	7-11	15-15
Southern Illinois	4-14	5-24
Evansville	1-17	4-26

2010-11	MVC	Overall
UNI	17-1	26-7
Illinois State	12-6	24-11
Missouri State	12-6	24-11
Creighton	12-6	18-13
Wichita State	10-8	17-15
Drake	9-9	15-15
Indiana State	8-10	16-16
Bradley	7-11	15-16
Evansville	3-15	8-22
Southern Illinois	0-18	2-28

2011-12	MVC	Overall
Missouri State	14-4	24-9
Illinois State	13-5	19-13
Wichita State	12-6	20-13
Creighton	11-7	20-13
UNI	9-9	19-15
Indiana State	9-9	15-16
Drake	9-9	18-16
Bradley	7-11	18-16
Southern Illinois	4-14	8-22
Evansville	2-16	5-25

2012-13	MVC	Overall
Wichita State	15-3	24-10
Creighton	15-3	25-8
Illinois State	13-5	24-11
Indiana State	10-8	18-13
UNI	10-8	17-17
Bradley	8-10	14-16
Evansville	7-11	9-21
Missouri State	6-12	14-17
Drake	5-13	11-20
Southern Illinois	1-17	5-26

2013-14	MVC	Overall
Indiana State	14-4	20-12
Wichita State	14-4	26-7
UNI	13-5	17-13
Evansville	10-8	15-16
Drake	9-9	17-15
Illinois State	8-10	10-20
Missouri State	8-10	14-17
Loyola	6-12	11-21
Bradley	5-13	8-22
Southern Illinois	3-15	5-25

2014-15	MVC	Overall
Wichita State	17-1	29-5
Drake	15-3	20-11
Missouri State	13-5	18-15
UNI	12-6	17-15
Southern Illinois	10-8	17-13
Indiana State	7-11	17-13
Evansville	6-12	13-19
Bradley	5-13	6-24
Loyola	3-15	5-25
Illinois State	2-16	2-28

2015-16	MVC	Overall
UNI	15-3	24-11
Drake	14-4	23-10
Missouri State	14-4	24-10
Southern Illinois	12-6	20-13
Loyola	10-8	14-16
Indiana State	9-9	13-17
Illinois State	6-12	8-22
Wichita State	5-13	8-22
Bradley	4-14	9-22
Evansville	1-17	3-28

2016-17	MVC	Overall
Drake	18-0	28-5
UNI	15-3	24-9
Missouri State	12-6	16-15
Southern Illinois	10-8	16-15
Wichita State	9-9	15-16
Evansville	8-10	14-17
Bradley	7-11	12-19
Indiana State	6-12	12-18
Illinois State	6-12	8-23
Loyola	1-17	2-28

2017-18	MVC	Overall
Drake	18-0	26-8
Missouri State	15-3	21-12
UNI	13-5	19-14
Southern Illinois	11-7	17-14
Indiana State	9-9	11-19
Illinois State	8-10	14-16
Bradley	6-12	13-18
Valparaiso	5-13	13-18
Loyola	5-13	7-23
Evansville	0-18	3-27

2018-19	MVC	Overall
Drake	17-1	27-7
Missouri State	16-2	25-10
UNI	12-6	20-13
Illinois State	11-7	19-12
Bradley	10-8	20-10
Southern Illinois	8-10	15-15
Loyola	6-12	13-18
Indiana State	5-13	11-19
Valparaiso	3-15	8-24
Evansville	2-16	4-26

2019-20	MVC	Overall
Missouri State	16-2	26-4
Drake	14-4	22-8
Bradley	13-5	22-7
Illinois State	11-7	19-10
UNI	10-8	18-11
Valparaiso	9-9	17-12
Southern Illinois	8-10	16-13
Loyola	6-12	15-14
Indiana State	3-15	5-25
Evansville	0-18	3-26

2020-21	MVC	Overall
Missouri State	16-0	23-3
Drake	13-5	18-12
Illinois State	12-6	16-9
UNI	11-7	17-13
Bradley	10-8	17-12
Loyola	8-10	12-15
Valparaiso	7-9	12-13
Southern Illinois	5-13	9-16
Indiana State	2-12	5-15
Evansville	2-16	6-18

2021-22	MVC	Overall
Southern Illinois	15-3	21-10
Missouri State	14-4	25-8
UNI	13-5	23-11
Illinois State	12-6	19-14
Loyola	10-8	18-12
Drake	9-9	20-14
Valparaiso	9-9	11-19
Indiana State	5-13	11-20
Evansville	2-16	8-22
Bradley	1-17	4-24

2022-23	MVC	Overall
Illinois State	17-3	24-9
Belmont	17-3	23-12
UNI	16-4	23-10
Drake	14-6	22-10
Missouri State	14-6	20-12
UIC	9-11	19-17
Southern Illinois	8-12	12-19
Murray State	7-13	15-16
Evansville	6-14	11-19
Indiana State	6-14	11-19
Valparaiso	5-15	7-23
Bradley	1-19	4-28

All-Time Records

(By Total Victories)

No.	School	W-L	Pct.
1.	Belmont	1,057-554	.656
2.	Missouri State	970-629	.607
3.	Drake	945-539	.637
4.	Illinois State	840-680	.553
5.	Southern Illinois	789-756	.511
6.	Indiana State	710-742	.489
7.	UNI	687-731	.484
8.	Murray State	655-818-2	.444
9.	Bradley	603-736	.450
10.	Valparaiso	590-737	.445
11.	UIC	546-850	.391
12.	Evansville	535-811	.397

All-Time Records in MVC Play

(By Total Victories)

No.	School	W-L	Pct.
1.	Missouri State	484-232	.676
2.	Drake	480-238	.669
3.	Illinois State	405-313	.564
4.	Southern Illinois	353-365	.492
5.	UNI	345-373	.481
6.	Indiana State	317-397	.444
7.	Bradley	277-441	.386
8.	Evansville	159-365	.303
9.	Valparaiso	38-70	.352
10.	Belmont	17-3	.850
11.	UIC	9-11	.450
12.	Murray State	7-13	.350

All-Time MVC Regular-Season Titles

(By Total Championships)

No.	School	Titles	Last
1.	Missouri State	14	2021
2.	Drake	9	2019
3.	Illinois State	8	2023
4.	Southern Illinois	5	2022
5.	Indiana State	3	2014
	Wichita State	3	2015
7.	UNI	2	2016
	Creighton	2	2003
9.	Eastern Illinois	1	1988
	Evansville	1	2008
	Belmont	1	2023

All-Time MVC Tournament Records

(By Total Championships)

No.	School	W-L	.Pct	Titles	Last
1.	Missouri State	49-23	.681	11	2019
2.	Drake	50-26	.658	8	2023
3.	Illinois State	27-27	.500	5	2022
4.	Wichita State	18-22	.450	3	2015
5.	Southern Illinois	21-28	.429	2	1990
	UNI	25-25	.500	2	2011
	Creighton	23-19	.548	2	2012
8.	Evansville	16-20	.444	1	2009
	Eastern Illinois	4-3	.571	1	1988
	Bradley	11-30	.268	1	2021
11.	Indiana State	14-29	.326	0	--
	Loyola	3-8	.273	0	--
	Valparaiso	3-5	.375	0	--
	Western Illinois	0-1	.000	0	--
	Belmont	2-1	.667	0	--
	Murray State	1-1	.500	0	--
	UIC	1-1	.500	0	--



30 Years Ago



Thirty years ago, the 1993-94 Lady Bears squad led by head coach Cheryl Burnett went 24-6 overall with signature wins over No. 12 Western Kentucky, Nebraska and Marquette. Missouri State owned a 15-1 record in MVC play to capture its fourth of six regular-season titles in a row from 1991-1996. The Lady Bears then cruised to the MVC Tournament crown, ultimately defeating Creighton 88-71 in the championship game which was held in Springfield, as they punched their ticket to the NCAA Tournament for the fourth time in program history. In the Big Dance, MSU secured a first round victory over Northern Illinois, 75-56, before a crowd of 8,974 at Hammons Student Center. Melody Howard paced the Lady Bears in the postseason win with 23 points, followed by LaTanya Davis and Charitree Longstreth with 17 apiece. Missouri State came up just short in the second round as its 15-game win streak was snapped on the road by #10 Virginia, 67-63.

Twenty seasons ago, Missouri State posted a 28-4 overall record in head coach Katie Abrahamson-Henderson's second season at the helm in 2003-04. The Lady Bears owned an 18-game win streak during the regular season and went on to win the MVC regular-season title with a 16-2 conference ledger. Acting as host, MSU once again doubled up and took home the MVC Tournament trophy, this time defeating Drake 74-67 in the title game. Making its 12th NCAA Tournament appearance, Missouri State women's basketball faced off against fifth-seeded Notre Dame in the first round. The Lady Bears fought their way back from a 16-point first-half deficit to force overtime in South Bend, but the comeback bid fell short as the Fighting Irish escaped with a 69-65 win. Jenni Lingor and Kari Koch led MSU with 15 points each, while Stephanie Busbey contributed 10 points off the bench.



20 Years Ago



Individual Single-Game Records

Points – 41, Jackie Stiles vs. Duke (March 24, 2001)
 Points (Half) – 22, Tara Mitchem vs. Toledo (March 17, 2001) (second half)
 Field Goals – 15, Jackie Stiles vs. Duke (March 24, 2001)
 Field Goal Attempts – 24, Melody Howard vs. Virginia (March 19, 1994)
 FG Pct. (6 made) – 1.000 (7-7), Tara Mitchem vs. Washington (March 26, 2001)
 Three-Point FGs – 8, Jenni Lingor vs. Iowa (March 28, 2005) (WNIT);
 5, Melody Howard vs. Oklahoma State (March 17, 1993); Tina Robbins vs. Maryland (March 20, 1993);
 Carly Deer vs. Toledo (March 17, 2001) (NCAA)
 Three-Point FG Attempts – 12, Jaleshia Roberson at Oklahoma State (March 22, 2012) (WNIT);
 11, Melody Howard vs. Virginia (March 19, 1994) (NCAA);
 Free Throws – 16, Jackie Stiles vs. Rutgers (March 19, 2001)
 Free Throw Attempts – 19, Jackie Stiles vs. Rutgers (March 19, 2001)
 FT Pct. (12 made) – 1.000 (12-12) Tara Mitchem vs. Toledo (March 17, 2001)
 Rebounds – 18, Jasmine Franklin vs. UC Davis (March 22, 2021)
 Assists – 12, Melody Campbell vs. Auburn (March 17, 2000) (NCAA);
 12, Kari Koch vs. Iowa (March 28, 2005) (WNIT)
 Blocked Shots – 4, Abi Jackson vs. Ohio State (March 19, 2022)
 Steals – 7, Kari Koch at Texas Tech (March 23, 2003)

Team Single-Game Records

Points – 104 vs. Washington (March 26, 2001)
 Points (Half) – 58 vs. Toledo (March 17, 2001) (second half)
 Field Goals – 36 vs. Tennessee Tech (March 13, 1991)
 Field Goal Attempts – 69 at Nebraska (March 15, 2023) (WNIT)
 65 vs. Tennessee Tech (March 13, 1991) (NCAA)
 Field Goal Pct. – .625 (35-56) vs. Washington (March 26, 2001)
 Three-Point Field Goals – 17 vs. Iowa (March 28, 2005) (WNIT)
 8 vs. Maryland, (March 20, 1993); vs. Toledo (March 17, 2001); vs. Washington (March 26, 2001) (NCAA)
 Three-Point Field Goal Attempts – 29 vs. West Virginia (March 31, 2005) (WNIT)
 19 vs. Virginia (March 19, 1994) (NCAA)
 Free Throws – 31 vs. Ole Miss (March 28, 1992)
 Free Throw Attempts – 39 vs. Ole Miss (March 28, 1992)
 Free Throw Pct. – 1.000 (12-12), vs. Iowa (March 28, 2005) (WNIT)
 .875 (14-16) at Notre Dame (March 21, 2004) (NCAA)
 Rebounds – 53 vs. UC Davis (March 22, 2021)
 Assists – 27 vs. Tennessee Tech (March 13, 1992)
 Turnovers – 29 vs. Western Kentucky (April 4, 1992)
 Blocked Shots – 8 vs. Florida State (March 17, 2022)
 Steals – 14 vs. W. Kentucky (April 4, 1992); vs. Auburn (March 17, 2000); at Texas A&M (March 19, 2016)

Opponent Individual Single-Game Records

Points – 30, Kim Pehlke, Western Kentucky (April 4, 1992);
 Becky Hammon, Colorado State (March 14, 1999)
 Points (Half) – 22, Kim Pehlke, Western Kentucky (April 4, 1992) (second half)
 Field Goals – 11, Malissa Boles, Maryland (March 20, 1993); Courtney Walker, Texas A&M (March 19, 2016)
 Field Goal Attempts – 22, C'eira Ricketts, Arkansas (March 20, 2011) (WNIT);
 21, E.C. Hill, Northern Illinois (March 16, 1994) (NCAA)
 Field Goal Pct. (6 made) – .750, Kellie O'Neill, Washington (March 26, 2001)
 Three-Point Field Goals – 7, Danielle Viglione, Texas (March 16, 1996)
 Three-Point FG Attempts – 15, Charlette Castile, Texas A&M (March 24, 2005) (WNIT);
 10, Jeneka Joyce, Notre Dame (March 21, 2004); Evanne Turner, UC Davis (March 22, 2021) (NCAA)
 Free Throws – 16, Becky Hammon, Colorado State (March 14, 1999)
 Free Throw Attempts – 17, Becky Hammon, Colorado State (March 14, 1999)
 FT Pct. – 1.000 (11-11), Lori Nero, Auburn (March 17, 2000); (7-7); Courtney Walker, Texas A&M (March 19, 2016)
 Rebounds – 27, Anriel Howard, Texas A&M (March 19, 2016)
 Assists – 10, Yolanda Paige, West Virginia (March 31, 2005) (WNIT);
 9, Mollie Peirick, Notre Dame (March 13, 1998) (NCAA)
 Blocked Shots – 5, Daedra Charles, Tennessee (March 16, 1991); Sage Stobbart, UC Davis (March 22, 2021);
 Cameron Brink, Stanford (March 28, 2021)
 Steals – 8, Natalie Williams, UCLA (March 26, 1992)

Opponent Team Single-Game Records

Points – 89, Stanford (March 28, 2021)
 Points (Half) – 54, Washington (March 26, 2001) (second half)
 Field Goals – 34, Iowa (March 28, 2005) (WNIT);
 33, Stanford (March 28, 2021) (NCAA)
 Field Goal Attempts – 74, UCLA (March 26, 1992)
 Field Goal Pct. – .681 (32-47), Maryland (March 20, 1993)
 Three-Point Field Goals – 15, Stanford (March 28, 2021)
 Three-Point Field Goal Attempts – 32, Stanford (March 28, 2021)
 Free Throws – 38, Colorado State (March 14, 1999)
 Free Throw Attempts – 48, Colorado State (March 14, 1999)
 Free Throw Percentage – .963 (26-27), Auburn (March 17, 2000)
 Rebounds – 55, Texas A&M (March 19, 2016)
 Assists – 26, Iowa (March 28, 2005) (WNIT); 25, Colorado (March 18, 1995) (NCAA)
 Turnovers – 29, Kansas (March 18, 1992); Northern Illinois (March 16, 1994)
 Blocked Shots – 8, Notre Dame (March 13, 1998)
 Steals – 20, Notre Dame (March 13, 1998)

Lady Bears in the Postseason

Total Postseason Appearances - 29
 NCAA Tournament - 17 (last 2022)
 WNIT - 9 (last 2023)
 AIAW - 3 (last 1981)
 MVC Tournament - 28 (last 2019)
Postseason Tournament Record - 85-52 (.620)
 NCAA Tournament - 19-17 (.528)
 WNIT - 11-8 (.579)
 AIAW - 6-4 (.600)
 MVC Tournament - 49-23 (.681)

MVC in the NCAA's

Team	Appearances	W-L	Pct.
Missouri State	17	19-17	.528
Drake	14	6-14	.300
Illinois State	6	1-6	.143
Southern Illinois	4	2-4	.333
Creighton	4	2-4	.333
UNI	3	0-3	.000
Wichita State	3	0-3	.000
Evansville	2	0-2	.000
Bradley	1	0-1	.000
Eastern Illinois	1	0-1	.000
Total	55	30-54	.357

Lady Bears in the AIAW

1974 Region VI Tournament (Brookings, S.D.)
 March 7 - Missouri St. 72, South Dakota St. 43
 March 8 - Missouri St. 71, Dickinson (N.D.) St. 46
 March 9 - William Penn 62, Missouri St. 54
1975 Region VI Tournament (Lawrence, Kan.)
 March 6 - Missouri St. 70, Minnesota (Mankato) St. 37
 March 7 - Kansas St. 66, Missouri St. 45
 March 8 - Missouri St. 67, Wayne (Neb.) St. 64
1981 Division II Region IV Tournament (Omaha, Neb.)
 March 12 - Missouri St. 65, SW Minnesota St. 58
 March 13 - Missouri St. 58, Nebraska-Omaha 57
 March 14 - William Penn 75, Missouri State 61
1981 Division II National Tournament (Dayton, Ohio)
 March 20 - College of Charleston 70, Missouri St. 55

Lady Bears in the WNIT

2002 WNIT First Round
 March 13 - Eastern Kentucky 72, Missouri St. 65 (OT)
2005 WNIT Champions
 March 17 - Missouri St. 83, SMU 56
 March 21 - Missouri St. 85, Gonzaga 66
 March 24 - Missouri St. 62, Texas A&M 60
 March 28 - Missouri St. 89, Iowa 80
 March 31 - Missouri St. 78, West Virginia 70
2010 WNIT Third Round
 March 19 - Missouri St. 75, Oral Roberts 53
 March 21 - Missouri St. 75, Samford 54
 March 25 - Illinois 65, Missouri St. 53
2011 WNIT Second Round
 March 17 - Missouri St. 76, Rice 65
 March 20 - Arkansas 65, Missouri St. 64
2012 WNIT Third Round
 March 15 - Missouri St. 81, UMKC 79
 March 17 - Missouri St. 82, Memphis 65
 March 22 - Oklahoma State 70, Missouri St. 57
2015 WNIT Third Round
 March 20 - Tulsa 78, Missouri St. 72
2017 WNIT First Round
 March 16 - Iowa 95, Missouri St. 74
2018 WNIT Second Round
 March 15 - Missouri St. 63, Louisiana Tech 59
 March 17 - TCU 86, Missouri St. 51
2023 WNIT First Round
 March 15 - Nebraska 74, Missouri St. 65

Lady Bears MVC Tournament Records

Individual Single-Game Records
 Points: Jackie Stiles, 56 vs. Evansville (March 10, 2000)
 FG: Jackie Stiles, 18 vs. Evansville (March 10, 2000)
 FT: Jackie Stiles, 17 vs. Evansville (March 10, 2000)
Individual Tournament Records
 Points: Jackie Stiles, 103 (2000)
 FG: Jackie Stiles, 36 (2000)
 FT: Jackie Stiles, 28 (2000)
Team Single-Game Records
 Margin of Victory: 32 vs. UNI (March 9, 2001)
 FG Attempts: 79 vs. Drake (March 5, 1983)
 3FG Pct. .875 (7-of-8) vs. Creighton (March 14, 2003)
 Assists: 31 vs. Drake (March 6, 1991)
 Steals: 20 vs. UNI (March 5, 1998)
All-Time MSU All-Tournament Selections: 31
All-Time MSU Tournament MVP Selections: 9



1991-92 Missouri State Lady Bears

Season Record: 31-3

Highlights: Missouri Valley Conference Regular-Season and Tournament Champions, NCAA Midwest Regional Champions, #4 final ranking by USA Today

Head Coach: Cheryl Burnett

Assistant Coaches: Marla Douglass, Jim Middleton, Lynnette Robinson

Co-Captains: Amy Nelson, Karen Rapier

To the nation, the 1991-92 Lady Bears were simply known as the “Cinderella” team of the 1992 NCAA Tournament. They were the team of which no one had heard that was knocking off better-known ballclubs with startling ease.

Ranked 10th in the nation and having won its last 17 games, Missouri State appeared to be a lock for one of the 16 first round byes in the NCAA Tournament, but the NCAA Women’s basketball committee said otherwise, making the Lady Bears the eighth seed in the Midwest Regional and giving Missouri State a first-round home game against Kansas. The attractive regional matchup drew 7,652 to Hammons Student Center, and the crowd was deafening at times as it spurred the Lady Bears to a 75-59 victory.

The mission for recognition continued in Boulder, Colo., and the Midwest Regional. Missouri State methodically dispatched UCLA 83-57 and Mississippi 94-71 to become the lowest seed ever to advance to the Women’s Final Four.

In one of the most memorable games in the history of Lady Bear Basketball, it was on to Iowa to face the top seed and seventh-ranked Hawkeyes. The game was a classic, a battle between two defensive-minded teams who refused to let the other team operate its offense. And, while MSU had not been tested with very many close games in the regular season, the Lady Bears showed their mettle in the clutch against Iowa, stunning the host Hawkeyes, 61-60, in overtime in the Lady Bears’ first win over a top-10 ranked team.

Western Kentucky had gotten to the Final Four by knocking off defending national champ and second-ranked Tennessee in the Mideast regional semifinals and eighth-ranked Maryland in the championship.

Missouri State jumped out to a quick 3-0 lead when Tina Robbins hit a driving layup, was fouled and made the free throw. The Lady Bears built an early 8-2 advantage. But then Western Kentucky turned up its defensive pressure and disrupted Missouri State in a manner similar to the way the Lady Bears disrupted opponents in 31 MSU victories. The Lady Toppers held MSU to four points over a 10-minute span that saw WKU go from six points down to 11 points up at 23-12.

The Lady Bears were fortunate to be trailing by just eight, 33-25, at intermission. MSU had made 18 first-half turnovers and made good on just 8-of-13 from the free throw line.

Western Kentucky scored the first four points to open the second half and the Lady Bears found themselves playing catch-up the rest of the way. MSU fell behind by as much as 19 points before battling back within six at 56-50 with 7:36 to go. With WKU’s top four players out of the game due to fouls, it looked like MSU had a chance, but Lady Topper guard Kim Pehlke scored four straight points to boost the lead back to 10 and MSU got no closer than seven. The final score: Western Kentucky 84, Missouri State 72. Robbins led the Lady Bears with a career-best 22 points while Tonya Baucom added 17. Pehlke finished with 30 points, an MSU opponent season high, including 22 in the second half.

The 1991-92 season was truly an unbelievable ride for the Lady Bears and their many loyal fans, who were swept up by a little March Madness that spilled into April. Around 3,000 fans turned out for an April 9 parade honoring the Lady Bears, the state’s first Final Four team. It was a season to remember, and one that gave the Lady Bears even loftier goals to shoot for in the years to come.

1991-92 Season Statistics

Player	G-GS	FG-FGA	PCT	3FG-3FGA	PCT	FT-FTA	PCT	REB	AVG	PF-D	PTS	AVG	A	TO	BS	ST	MIN	MPG
Melody Howard	34-33	182-367	.496	52-120	.433	73-89	.820	100	2.9	63-1	489	14.4	88	73	2	75	918	27.0
Tonya Baucom	34-30	173-263	.658	0-0	.000	89-119	.748	219	6.4	106-3	435	12.8	32	80	10	55	808	23.8
Karen Rapier	34-34	140-269	.520	1-1	1.000	87-121	.719	158	4.6	75-3	368	10.8	41	71	7	40	880	25.9
Secelia Winkfield	34-34	146-322	.453	0-1	.000	59-84	.702	168	4.9	90-2	351	10.3	104	98	5	79	857	25.2
Charity Shira	34-1	95-189	.497	0-0	.000	97-116	.836	79	2.3	66-0	285	8.4	56	53	4	35	590	17.4
Tina Robbins	34-6	89-177	.503	27-66	.409	67-91	.736	67	2.0	55-0	272	8.0	148	107	1	74	763	22.4
Heidi Muller	34-4	71-126	.563	0-0	.000	38-60	.633	99	2.9	76-3	180	5.3	20	26	4	24	524	15.4
Angenette Sumrall	31-0	58-108	.537	0-0	.000	40-86	.465	140	4.5	81-1	156	5.0	9	53	6	31	412	13.3
Amy Nelson	29-28	54-108	.500	3-10	.300	28-37	.757	54	1.9	43-0	139	4.8	168	63	1	42	708	24.4
Julie Howard	29-0	13-33	.394	0-1	.000	20-32	.625	35	1.2	36-1	46	1.6	26	22	0	13	264	9.1
Chrissy Ediger	25-0	10-23	.435	0-0	.000	4-6	.667	22	0.9	4-0	24	1.0	3	5	0	1	101	4.0
Team	(Deadball Rebounds - 66; Opponents - 36)												131	3.9	7			
Totals	34	1030-1985	.519	83-199	.417	602-841	.716	1272	37.4	695-14	2745	80.7	695	658	40	469	6825	200.7
Opponents	34	735-1794	.410	70-244	.287	439-626	.701	1066	31.4	741-26	1979	58.2	388	876	89	297	6825	200.7



2000-01 Missouri State Lady Bears

Season Record: 29-6

Highlights: Missouri Valley Conference Regular-Season Co-Champions and Tournament Champions, NCAA West Regional Champions, #4 final ranking by USA Today

Head Coach: Cheryl Burnett

Assistant Coaches: Scott Norris, Karen Rapier, Lynette Robinson

Co-Captains: Melody Campbell, Jackie Stiles

Sparked by the leadership and offensive firepower provided by NCAA all-time scoring leader and AP Player of the Year Jackie Stiles, the 2000-01 Missouri State Lady Bears rode a late-season hot streak all the way to the school's second NCAA Division I Final Four appearance.

Mildly put, the 2000-01 campaign was marked by significant personal and team accomplishments. Stiles shone like no other player in NCAA Division I as she shattered career scoring records for all three NCAA divisions, captivated the hearts of fans everywhere and drew a tremendous amount of media attention from local, regional and national outlets. That attention vaulted the Lady Bears into the national spotlight as they danced their way into the NCAA Tournament and the Final Four.

The Lady Bears earned their 10th NCAA Tournament appearance in the previous 11 years and were seeded fifth in the West Regional. Missouri State rolled over 12th-seeded Toledo 89-71 behind 40 points by Tara Mitchem in NCAA First Round action in Piscataway, N.J., then knocked off fourth-seeded Rutgers 60-53 to send the Lady Bears to their first Sweet Sixteen appearance since 1993. The West Regional in Spokane, Wash., featured Missouri State, No. 1 seed Duke, sixth-seeded Washington, and No. 2 seed Oklahoma.

Missouri State overwhelmed Duke 81-71 in the semifinals as the Lady Bears scored 45 second half points to come back for the victory after trailing 42-36 at halftime. MSU was led by Stiles with 41 points, the fourth-highest point total in tournament history. The Lady Bears outrebounded the Blue Devils 41-33. Meanwhile, Washington cruised past Oklahoma as the Huskies and Lady Bears became the lowest seeds ever to play each other in a regional final.

The Lady Bears claimed the NCAA West Regional Championship and their first Final Four berth since 1992 with a 104-87 win over the Huskies. Stiles poured in 32 points and Tara Mitchem added 23 to lead the offensive attack. The Lady Bears sprinted out to a quick start with terrific defense and pinpoint passing, led at the half 51-33, and maintained their lead throughout the second half for the win.

After having traversed the country from east to west, the Lady Bears found themselves three hours from Springfield at the Final Four in St. Louis as part of a field that included defending national champion Connecticut, Notre Dame and Purdue, which MSU would face in the semifinal game at Scottrade Center.

Missouri State gave the Boilermakers all they could handle until fatigue and an overpowering rebounding onslaught by Purdue took its toll in the end. The Lady Bears and Boilermakers played things close through the first 14 minutes before Purdue managed to make a run. Leading 29-23 with 6:46 to go in the opening half, Purdue closed out the first 20 minutes with an 18-7 run to take a 47-30 lead at the break.

The Lady Bears closed the gap to 11 points five times in the second half but could get no closer as Purdue continued its assault on the boards, outrebounding Missouri State 47-29. When the final buzzer sounded the score read: Purdue 81, Missouri State 64. Purdue eventually lost to the Notre Dame Fighting Irish in the national championship game.

2000-01 Season Statistics

Player	G-GS	FG-FGA	PCT	3FG-3FGA	PCT	FT-FTA	PCT	REB	AVG	PF-D	PTS	AVG	A	TO	BS	ST	MIN	MPG						
Jackie Stiles	35-35	365-645	.566	65-132	.492	267-301	.887	121	3.5	85-3	1062	30.3	68	96	4	40	1169	33.4						
Tara Mitchem	35-35	150-330	.455	23-62	.371	149-166	.898	189	5.4	70-0	472	13.5	82	69	16	52	1103	31.5						
Carly Deer	35-30	114-244	.467	41-90	.456	47-61	.770	270	7.7	94-2	316	9.0	90	68	23	88	955	27.3						
Erica Vicente	35-6	74-178	.416	0-7	.000	66-108	.611	91	2.6	65-0	214	6.1	146	94	2	36	705	20.1						
Erika Rante	35-19	86-164	.524	0-2	.000	36-64	.562	161	4.6	109-8	208	5.9	34	67	18	28	724	20.7						
Kinga Kiss	27-12	53-97	.546	0-0	.000	39-54	.722	77	2.9	54-2	145	5.4	3	30	14	8	297	11.0						
Ann Cavey	35-12	64-124	.516	0-0	.000	39-50	.780	126	3.6	74-1	167	4.8	12	40	20	12	546	15.6						
Stephanie Busbey	31-0	43-66	.652	0-0	.000	27-40	.675	63	2.0	33-0	113	3.6	6	33	6	8	305	9.8						
Morgan Hohenberger	32-0	30-91	.330	5-29	.172	25-38	.658	41	1.3	46-0	90	2.8	19	39	3	15	358	11.2						
Melody Campbell	33-25	24-67	.358	0-2	.000	17-36	.472	56	1.7	76-3	65	2.0	145	96	5	43	705	21.4						
Tiny McMorris	22-1	14-28	.500	0-0	.000	4-7	.571	37	1.7	25-0	32	1.5	3	10	7	2	113	5.1						
Dzenata Kadic	15-0	5-11	.455	0-0	.000	4-6	.667	10	0.7	7-0	14	0.9	3	5	1	1	45	3.0						
Team	(Deadball Rebounds - 90; Opponents - 87)															151	4.3	1-0	2					
Totals	35	1022-2045	.500	134-324	.414	720-931	.773	1393	39.8	739-19	2898	82.8	611	649	119	333	7025	200						
Opponents	35	808-2099	.385	129-481	.268	581-817	.711	1191	34.0	746-35	2326	66.5	415	676	85	289	7025	200						



1991

Missouri State 94 Tennessee Tech 64

NCAA Midwest Regional First Round
March 13, 1991 ▶ Springfield, Mo.
Hammons Student Center

SPRINGFIELD, Mo. — In its first-ever NCAA appearance, Missouri State used an oppressive defense to wear down Tennessee Tech and advance to a second-round match-up against top-seeded Tennessee. MSU trailed just once at 4-2 and used a 14-5 run to close the first half up 47-34 as Melody Howard canned a three-pointer as time expired. Three Lady Bears reached double figures in the first half, with Howard making 6-of-7 from the field, including 3-of-3 from behind the three-point arc, for 15 points. MSU maintained its double-digit lead throughout the second half, with Tech never getting closer than 10 points. Howard had a then-career-high 28 points on 10-of-12 shooting to lead five Lady Bears in double digits in MSU's 11th consecutive victory.

TTU (64)	min	fg-a	ft-a	rb	a	st	pf	tp
Mitzi Rice	37	3-14	7-8	4	4	1	5	15
Angela Moorehead	34	5-14	0-0	2	1	1	5	10
Renay Adams	29	9-15	3-4	13	0	0	5	21
Dana Scott	39	3-7	0-0	2	2	1	3	8
Cecilia Ramsey	26	1-6	0-0	3	8	4	4	2
Taunya Treanton	15	2-2	0-0	2	1	1	1	4
Rhea Beaty	3	0-0	2-2	0	1	0	0	2
Sherry Batten	17	1-1	0-0	1	1	1	3	2
Kim Stout	0+	0-0	0-0	0	0	0	1	0
Team				3				
Totals	200	24-59	12-14	30	18	9	27	64

Percentages: FG-.407. FT-.857. 3FG-.308, 4-13 (Rice 2-9, Scott 2-4).

MSU (94)	min	fg-a	ft-a	rb	a	st	pf	tp
Secelia Winkfield	25	7-12	4-5	3	4	2	3	18
Karen Rapiere	16	4-6	2-3	3	1	1	1	10
LaWaynta Dawson	30	3-9	4-8	7	4	1	0	10
Melody Howard	27	10-12	4-4	7	3	2	1	28
Tina Robbins	26	2-5	0-0	3	6	2	3	4
Amy Nelson	14	1-2	2-2	3	3	1	2	4
Kristen Denmon	13	0-2	0-0	0	0	1	0	0
Charity Shira	13	2-5	1-1	2	3	0	2	5
Heidi Muller	27	5-7	1-3	6	2	0	2	11
Dyana Haynes	7	2-3	0-0	1	1	0	0	4
Kimberly Scoggin	2	0-2	0-0	0	0	0	1	0
Team				5				
Totals	200	36-65	18-26	40	27	10	15	94

Percentages: FG-.554. FT-.692. 3FG-.500, 4-8 (Howard 4-4, Robbins 0-3, Nelson 0-1). Halftime: MSU 47, TTU 34. Att: 4,701. Officials: June Courteau, Ken Chepy.

1991

#4 Tennessee 55 Missouri State 47

NCAA Midwest Regional Second Round
March 16, 1991 ▶ Knoxville, Tenn.
Thompson-Boling Arena

KNOXVILLE, Tenn. — Tennessee's powerful inside game was too much for the Lady Bears, as the eventual national champion Lady Vols parlayed a 45-33 advantage on the boards into a hard-fought win. MSU got off to a quick start as two Secelia Winkfield baskets put the Lady Bears up 4-0, and an 11-2 run pushed their lead to 19-9. But UT's inside game took over and MSU went 10 minutes without scoring a point. Tennessee took the lead for good at 21-19 with 0:18 left in the half, went up 28-19 early in the second period and never looked back. MSU got no closer than six points the rest of the way. UT's Daedra Charles turned in a game for the ages, tallying a game-high 25 points to go along with 22 boards, which represented the third-highest single-game rebounding total in NCAA Tournament history.

MSU (47)	min	fg-a	ft-a	rb	a	st	pf	tp
Secelia Winkfield	27	4-11	3-3	3	2	1	2	11
Karen Rapiere	27	0-2	0-0	5	0	1	3	0
LaWaynta Dawson	36	4-8	0-0	10	1	1	2	8
Melody Howard	24	2-8	0-0	2	0	1	2	5
Tina Robbins	25	0-2	1-2	1	2	1	0	1
Amy Nelson	15	1-4	3-4	2	2	0	1	6
Kristen Denmon	16	0-2	0-0	1	1	2	1	0
Charity Shira	13	3-8	0-0	4	0	0	1	6
Heidi Muller	17	5-5	0-1	2	0	0	4	10
Team				3				
Totals	200	19-50	7-10	33	8	7	16	47

Percentages: FG-.380. FT-.700. 3FG-.286, 2-7 (Howard 1-5, Nelson 1-2).

UT (55)	min	fg-a	ft-a	rb	a	st	pf	tp
Lisa Harrison	24	0-7	0-0	2	2	2	1	0
Kelli Casteel	32	4-9	3-4	5	0	1	4	11
Daedra Charles	33	8-14	9-13	22	3	2	3	25
Jody Adams	36	1-7	0-0	0	1	5	2	3
Dena Head	26	4-8	0-0	2	2	0	3	8
Peggy Evans	16	2-6	0-0	5	0	0	3	4
Nikki Caldwell	16	0-7	0-0	3	1	0	1	0
Debbie Hawhee	14	2-5	0-0	3	2	2	0	4
Regina Clark	1	0-0	0-0	0	0	0	0	0
Team				5				
Totals	200	21-63	12-17	45	11	12	17	55

Percentages: FG-.333. FT-.706. 3FG-.250, 1-4 (Adams 1-3, Caldwell 0-1). Halftime: UT 21, MSU 19. Att: 5,093. Officials: Dennis DeMayo, Ron Applegate. Officials: June Courteau, Ken Chepy.

Points - Tournament Career

- Jackie Stiles (9 G, 1998-99-00-01) 231
- Melody Howard (12 G, 1991-92-93-94) 204
- Tina Robbins (12 G, 1991-92-93-94) 143
- Tara Mitchem (8 G, 1999-00) 125
- Tonya Baucom (8 G, 1992-93) 121

Points - Single Tournament

- Jackie Stiles (5 G, 2001) 140
- Tara Mitchem (5 G, 2001) 93
- Tina Robbins (5 G, 1992) 71
- Melody Howard (5 G, 1992) 69
- Tonya Baucom (3 G, 1993) 61

Points - Tournament Game

- 41, Jackie Stiles vs. Duke (3/24/01)
- 40, Tara Mitchem vs. Toledo (3/17/01)*
- 32, Tonya Baucom vs. Oklahoma State (3/17/93)
- 32, Jackie Stiles at Rutgers (3/19/01)
- 32, Jackie Stiles vs. Washington (3/26/01)
- 30, Jackie Stiles vs. Auburn (3/17/00)

*22 second-half points is MSU tournament record for points in a half

Scoring Average - Tournament Career

(minimum 3 games)	Gms.	Pts.	Avg.
1. Jackie Stiles (1998-01)	9	231	25.7
2. Melody Howard (1991-94)	12	204	17.0
3. Tara Mitchem (1999-01)	8	125	15.6
4. Tonya Baucom (1992-93)	8	121	15.1
5. Kari Koch (2003, 04, 06)	3	45	15.0

Scoring Average - Single Tournament

(minimum 1 game)	Gms.	Pts.	Avg.
1. Jackie Stiles (2000)	1	30	30.0
2. Jackie Stiles (2001)	5	140	28.0
3. Melody Howard (1994)	1	23	23.0
Jackie Stiles (1999)	2	46	23.0

Points Scored - Team Game

- 104 vs. Washington (3/26/01)
- 94 vs. Tennessee Tech (3/13/91)
- 94 vs. Ole Miss (3/28/92)
- 89 vs. Toledo (3/17/01)*
- 89 vs. DePaul (3/23/19)

*58 second-half points is MSU tournament record for points in a half

Points Allowed - Team Game

- 89 vs. Stanford (3/28/21)
- 87 vs. Washington (3/26/01)
- 86 at Colorado State (3/14/99)
- 84 vs. Western Kentucky (4/4/92)
- 82 at Maryland (3/20/93)
- 81 vs. Purdue (3/30/01)

Fewest Points Allowed - Team Game

- 39 vs. Wright State (3/24/21)
- 47 vs. Utah (3/16/95)
- 50 vs. Florida State (3/17/22)
- 51 vs. UC Davis (3/22/21)
- 53 at Rutgers (3/19/01)



LaWaynta Dawson
vs. Tennessee



1992

#10 Missouri State 75
#17 Kansas 59

NCAA Midwest Regional First Round
March 18, 1992 ▶ Springfield, Mo.
Hammons Student Center

SPRINGFIELD, Mo. — A solid second half by Missouri State broke open a tight game as the eighth-seeded Lady Bears beat Kansas before a then-Midwest Regional record crowd of 7,652. MSU led by as many as six points in the first period, but needed a buzzer-beater by Secelia Winkfield to lead 31-30 at halftime. MSU used a 13-0 run to open up a 44-32 lead early in the second half. Kansas closed to within 53-50 with 6:45 to go, but Karen Rapier tallied four straight points and MSU used a 22-9 burst to win going away. The Lady Bears shot .650 (13-of-20) from the field and .850 (17-of-20) from the line in the second half.

KU (59)	min	fg-a	ft-a	rb	a	st	pf	tp
Terrilyn Johnson	36	1-6	2-2	6	1	2	3	4
Angela Aycock	28	3-10	2-4	4	2	1	5	8
Danielle Shareef	37	6-13	2-2	10	0	2	4	14
Kay Kay Hart	38	5-8	0-0	1	1	0	4	12
Stacy Truitt	35	8-15	0-0	5	2	4	4	17
Jo Jo Witherspoon	11	1-2	0-0	0	1	0	1	2
Alana Slatter	7	0-1	0-0	3	0	0	2	0
Ericka Muncy	6	1-2	0-0	1	2	0	2	2
Shannon Kite	2	0-1	0-0	1	0	0	1	0
Team				6				
Totals	200	25-57	6-8	37	9	9	26	59

Percentages: FG-.439. FT-.750. 3FG-.429, 3-7 (Hart 2-5, Truitt 1-1, Kite 0-1).

MSU (75)	min	fg-a	ft-a	rb	a	st	pf	tp
Secelia Winkfield	27	2-12	0-0	1	1	2	3	4
Karen Rapier	33	6-10	6-6	4	0	4	0	18
Tonya Baucom	36	4-6	3-4	7	1	2	1	11
Melody Howard	35	5-8	8-9	2	1	3	1	19
Charity Shira	17	1-3	3-4	2	1	1	2	5
Heidi Muller	5	1-1	0-0	1	1	0	0	2
Angenette Sumrall	5	2-4	0-0	0	0	0	1	4
Julie Howard	4	0-0	0-0	1	1	0	0	0
Chrissy Ediger	1	0-0	0-0	0	0	0	0	0
Team				7				
Totals	200	24-49	25-30	26	15	11	12	75

Percentages: FG-.490. FT-.833. 3FG-.400, 2-5 (M. Howard 1-3, Robbins 1-2). **Halftime:** MSU 31, KU 30. **Att:** 7,652. **Officials:** Terry McIntyre, John Keating.

1992

#10 Missouri State 61
#7 Iowa 60 (OT)

NCAA Midwest Regional Second Round
March 22, 1992 ▶ Iowa City, Iowa
Carver-Hawkeye Arena

IOWA CITY, Iowa — In a classic defensive battle, Missouri State picked up the biggest victory in the program's history with a 61-60 overtime decision at Iowa, the regional's top seed. The Lady Bears shot 61.1 percent (11-of-18) in the first half to build a 31-25 halftime edge, and MSU stretched its lead to 47-36 with 10:05 left in the game. After the Hawkeyes used a 19-6 run to take the lead at 55-52 with 0:33 left to play, Melody Howard nailed a three-pointer at the 0:22 mark to force overtime. MSU trailed for most of the extra period before Secelia Winkfield corralled a loose ball and banked in the game-winner with 1.5 seconds left on the clock. The victory marked MSU's first win over a team ranked in the Top 10.

MSU (61)	min	fg-a	ft-a	rb	a	st	pf	tp
Secelia Winkfield	34	3-5	1-3	3	3	0	3	7
Karen Rapier	28	3-5	5-5	5	4	0	2	11
Tonya Baucom	33	6-10	0-2	6	1	0	4	12
Melody Howard	32	5-9	0-0	4	0	0	1	12
Tina Robbins	42	2-5	4-7	3	1	3	1	10
Charity Shira	15	0-1	0-3	1	0	0	3	0
Heidi Muller	22	0-1	7-10	4	1	0	1	7
Angenette Sumrall	4	0-2	0-0	1	0	0	0	0
Julie Howard	15	1-2	0-0	0	0	0	1	2
Team				5				
Totals	225	20-40	17-30	32	10	3	16	61

Percentages: FG-.500. FT-.567. 3FG-.800, 4-5 (M. Howard 2-3, Robbins 2-2).

UI (60)	min	fg-a	ft-a	rb	a	st	pf	tp
Necole Tunsil	23	3-5	0-0	2	0	1	1	6
Toni Foster	37	4-11	1-2	8	0	1	4	9
Molly Tideback	21	1-5	1-2	4	0	0	0	3
Laurie Aaron	41	10-17	4-4	4	4	6	4	25
LaTonya Tate	39	2-7	2-2	4	3	1	2	6
Cassandra Rahming	12	1-2	1-2	1	0	0	2	3
Cathy Marx	6	0-1	0-0	1	0	0	4	0
Andrea Harmon	10	0-1	0-0	0	0	1	4	0
Tia Jackson	20	2-6	1-2	3	2	2	2	5
Virgie Dillingham	15	1-3	1-3	9	0	0	2	3
Demetria Bright	1	0-0	0-0	0	0	0	0	0
Team				2				
Totals	225	24-58	11-17	38	9	12	25	60

Percentages: FG-.414. FT-.247. 3FG-.333, 1-3 (Aaron 1-2, Tate 0-1). **Halftime:** MSU 31, UI 25. **Regulation:** 55-55. **Att:** 8,693. **Officials:** Sue Kennedy, Ralph South.

Rebounds - Tournament Career

- Jasmine Franklin (6 G, 2019-21) 65
- Carly Deer (9 G, 1998-99-00-01) 57
- Tonya Baucom (8 G, 1992-93) 43
- Brice Calip (8 G, 2019-21-22) 43
- LaTanya Davis (8 G, 1993-94-95-96) 42
- Melody Howard (12 G, 1991-92-93-94) 41

Rebounds - Single Tournament

- Jasmine Franklin (3 G, 2021) 42
- Carly Deer (5 G, 2001) 37
- Tonya Baucom (5 G, 1992) 28
- Erika Rante (5 G, 2001) 27
- Tara Mitchem (5 G, 2001) 24
- Karen Rapier (5 G, 1992) 24
- Ifunanya Nwachukwu (2 G, 2022) 24

Rebounds - Tournament Game

- 18, Jasmine Franklin vs. UC Davis (3/22/21)
- 17, Ifunanya Nwachukwu vs. Ohio State (3/19/22)
- 13, LaTanya Davis vs. Utah (3/16/95)
- 13, Jasmine Franklin vs. Stanford (3/28/21)
- 11, Angenette Sumrall vs. Ole Miss (3/28/92)
- 11, Carly Deer vs. Duke (3/24/01)
- 11, Erika Rante vs. Washington (3/26/01)
- 11, Jasmine Franklin vs. Stanford (3/30/19)
- 11, Jasmine Franklin vs. Wright St. (3/24/21)
- 10, LaWaynta Dawson at Tennessee (3/16/91)
- 10, Roshonda Reed vs. Texas (3/16/96)
- 10, Carly Deer vs. Washington (3/26/01)

Rebound Average - Tournament Career


(minimum 3 games)	Gms.	Rebs.	Avg.
1. Jasmine Franklin (2019-21)	6	65	10.8
2. Roshonda Reed (1996-98-99)	4	29	7.3
3. Carly Deer (1998-99-00-01)	9	57	6.3
4. Danielle Gitzen (2016-19)	4	25	6.3
5. Tonya Baucom (1992-93)	8	43	5.4
Brice Calip (2019-21-22)	8	43	5.4

Rebound Average - Single Tournament


(minimum 1 game)	Gms.	Rebs.	Avg.
1. Jasmine Franklin (2021)	3	42	14.0
2. Ifunanya Nwachukwu	2	24	12.0
3. Roshonda Reed (1999)	1	10	10.0
4. Carly Deer (2000)	1	9	9.0
5. LaWaynta Dawson (1991)	2	17	8.5
6. LaTanya Davis (1995)	2	16	8.0
Kenzie Williams (2016)	1	8	8.0
Jessie McVay (1996)	1	8	8.0
Lisa Davies (1998)	1	8	8.0

Rebounds - Team Game

- 53 vs. UC Davis (3/22/21)
- 51 vs. Ohio State (3/19/22)
- 49 vs. UCLA (3/26/92)
- 48 vs. Stanford (3/30/19)
- 47 vs. Wright State (3/24/21)
- 45 vs. Florida State (3/17/22)



Secelia Winkfield
Game-winner with 1.5 seconds left in overtime vs. Iowa





1992

**#10 Missouri State 83
UCLA 57**

**NCAA Midwest Regional Semifinal
March 26, 1992 • Boulder, Colo.
Coors Events Center**

BOULDER, Colo. — The Lady Bears jumped out to a quick 8-0 lead and UCLA never got closer than four points, as MSU took a 37-22 halftime lead and never looked back in downing the regional's No. 5 seed. Missouri State's defense gave UCLA fits, as the Bruins connected on just 1-of-14 three-point attempts and 33.8 percent overall from the field. Melody Howard scored 12 of her game-high 18 points in the first half and MSU maintained a double-digit lead throughout the second period. Seven Lady Bears scored at least eight points, with five finishing in double figures. The undersized Lady Bears outbreathed the Bruins 49-34.

MSU (83)	min	fg-a	ft-a	rb	a	st	pf	tp
Secelia Winkfield	26	6-10	2-2	7	2	1	3	14
Karen Rapier	25	3-8	2-5	5	4	0	2	8
Tonya Baucom	28	5-8	0-0	6	0	1	3	10
Melody Howard	28	6-7	3-4	3	2	2	2	18
Tina Robbins	33	4-7	5-6	8	5	3	0	13
Charity Shira	21	1-3	8-10	4	0	1	2	10
Heidi Muller	16	4-6	0-0	2	0	1	1	8
Angenette Sumrall	9	0-0	1-2	4	0	0	0	1
Julie Howard	12	0-1	1-2	3	0	0	4	1
Chrissy Ediger	2	0-0	0-0	0	0	0	0	0
Team				7				
Totals	200	29-50	22-31	49	13	9	17	83

Percentages: FG-.580. FT-.710. 3FG-1.000, 3-3 (M. Howard 3-3).

UCLA (57)	min	fg-a	ft-a	rb	a	st	pf	tp
Rehema Stephens	31	6-18	1-1	4	1	2	4	13
Lynn Kamrath	24	1-2	1-2	3	2	2	3	3
Natalie Williams	33	7-18	3-6	13	2	8	4	17
Nicole Anderson	34	4-6	0-0	0	7	3	5	8
DeDe Mosman	27	3-15	0-1	2	0	0	1	7
Amy Jalewalia	24	3-11	1-2	3	0	0	3	7
Detra Lockhart	21	1-4	0-1	1	1	4	4	2
Gene Van Oostveen	6	0-0	0-0	2	0	0	1	0
Team				6				
Totals	200	25-74	6-13	34	13	19	25	57

Percentages: FG-.338. FT-.462. 3FG-.071, 1-14 (Mosman 1-9, Stephens 0-2, Lockhart 0-2, Jalewalia 0-1). **Halftime:** MSU 37, UCLA 22. **Att:** 3,532. **Officials:** Bill Stokes, Simmie Lavender.

1992

**#10 Missouri State 94
#5 Ole Miss 71**

**NCAA Midwest Regional Final
March 28, 1992 • Boulder, Colo.
Coors Events Center**

BOULDER, Colo. — Missouri State rallied from early deficits to score a decisive win over second-seeded Ole Miss and become the lowest regional seed ever to advance to the Final Four. After falling behind 10-2 and 19-11, the Lady Bears battled back and led 46-36 at the break thanks to a half-ending 17-6 run. The Rebels pulled back to within nine at 57-48 with 14:18 left in the game, but MSU scored the next nine points and breezed to the regional crown. Karen Rapier and Charity Shira paced the MSU offense with 16 points apiece, and regional MVP Tina Robbins had 14 points, as six Lady Bears reached double digits.

MSU (94)	min	fg-a	ft-a	rb	a	st	pf	tp
Secelia Winkfield	20	2-4	1-2	4	1	1	4	5
Karen Rapier	24	7-11	2-3	9	1	0	2	16
Tonya Baucom	17	4-5	2-2	4	0	1	4	10
Melody Howard	27	3-7	4-6	2	3	2	2	11
Tina Robbins	29	4-7	4-4	4	9	2	3	14
Charity Shira	21	4-5	8-8	1	0	0	1	16
Heidi Muller	18	2-3	2-2	4	2	0	3	6
Amy Nelson	4	1-1	0-0	0	0	0	0	2
Angenette Sumrall	18	3-6	8-11	11	1	0	3	14
Julie Howard	19	0-1	0-1	3	1	1	1	0
Chrissy Ediger	3	0-0	0-0	0	0	0	0	0
Team				2				
Totals	200	30-50	31-39	44	18	7	23	94

Percentages: FG-.600. FT-.795. 3FG-.500, 3-6 (M. Howard 1-3, Robbins 2-3).

UM (71)	min	fg-a	ft-a	rb	a	st	pf	tp
Clara Jackson	36	5-8	3-5	6	0	1	2	13
Kristen Goehring	21	3-6	2-3	2	4	2	5	8
Charlotte Banks	35	7-16	2-3	5	1	2	3	16
Kim Gilchrist	35	3-10	3-4	1	3	1	1	11
Jackie Martin	28	5-11	6-8	2	1	1	5	17
Sabrina McNair	19	1-2	0-1	1	1	0	5	2
Kacy Williams	15	1-7	0-0	4	0	3	2	2
Gail Eaves	5	0-1	2-2	0	0	0	3	2
Diane Pimpton	3	0-3	0-0	3	0	0	1	0
Tiffany Archie	3	0-0	0-0	1	0	0	0	0
Team				3				
Totals	200	25-64	18-26	28	10	10	27	71

Percentages: FG-.391. FT-.692. 3FG-.176, 3-17 (Gilchrist 2-7, Martin 1-2, Banks 0-3, Pimpton 0-2, Jackson 0-1, Williams 0-1, Eaves 0-1). **Halftime:** MSU 46, UM 36. **Att:** 3,566. **Officials:** Dee Kantner, Ray Bomeli.

1992

**#15 Western Kentucky 84
#10 Missouri State 72**

**NCAA Final Four National Semifinal
April 4, 1992 • Los Angeles, Calif.
Los Angeles Memorial Sports Arena**

LOS ANGELES — Missouri State's second-half rally fell short as the Lady Bears' 21-game win streak and dream season came to an end in the national semifinals. MSU got out to an 8-2 lead before WKU turned up the defensive pressure. The Lady Toppers took a 33-25 edge into the break before pushing their lead to as many as 18 points in the second half. The Lady Bears pulled to within 56-50 with 7:36 to go, but WKU's Kim Pehlke scored four of her game-high 30 points to give the Lady Toppers some breathing room, and the Lady Bears would get no closer than seven the rest of the way. Tina Robbins had a career high 22 points to lead MSU.

WKU (84)	min	fg-a	ft-a	rb	a	st	pf	tp
Debbie Scott	14	1-3	2-2	1	1	1	5	4
Liesa Lang	21	3-4	1-2	7	4	4	5	7
Paulette Monroe	21	2-3	0-3	7	0	1	5	4
Renee Westmoreland	32	3-6	3-4	0	2	4	3	9
Kim Pehlke	32	8-18	11-13	2	2	5	3	30
Kristie Jordan	27	3-9	2-4	5	0	2	0	8
Debbie Houk	20	2-5	6-6	5	1	0	4	10
Lea Robinson	9	1-3	0-0	5	0	0	0	2
Trina Wilson	10	2-3	0-0	1	0	0	5	4
Jennifer Berryman	9	1-1	4-4	2	1	1	1	6
Veronica Cook	4	0-1	0-0	0	0	0	1	0
Ida Bowen	1	0-1	0-0	0	0	0	0	0
Team				7				
Totals	200	26-57	29-38	42	11	18	32	84

Percentages: FG-.456. FT-.763. 3FG-.333, 3-9 (Pehlke 3-5, Westmoreland 0-2, Jordan 0-1, Robinson 0-1).

MSU (72)	min	fg-a	ft-a	rb	a	st	pf	tp
Secelia Winkfield	26	2-9	1-3	3	3	2	5	5
Karen Rapier	25	3-8	0-0	1	0	4	5	6
Tonya Baucom	25	4-4	9-9	5	0	1	4	17
Melody Howard	30	1-8	6-6	3	3	1	5	9
Tina Robbins	36	7-13	5-7	3	5	3	3	22
Charity Shira	16	2-3	0-0	2	1	1	3	4
Julie Howard	12	0-0	0-2	0	1	0	2	0
Heidi Muller	12	1-2	2-4	4	0	0	2	4
Angenette Sumrall	17	2-3	1-6	6	1	2	2	5
Chrissy Ediger	1	0-0	0-0	0	0	0	0	0
Team				5				
Totals	200	22-50	24-37	32	14	14	31	72

Percentages: FG-.440. FT-.649. 3FG-.500, 4-8 (Robbins 3-4, M. Howard 1-4). **Halftime:** WKU 33, MSU 25. **Att:** 12,421. **Officials:** Art Bomengen, Dee Kantner.



Secelia Winkfield
vs. W. Kentucky,
1992 Final Four



1993

Missouri State 86 #25 Oklahoma State 71

NCAA Midwest Regional First Round
March 17, 1993 ▶ Springfield, Mo.
Hammons Student Center

SPRINGFIELD, Mo. — Before an NCAA Tournament first-round record crowd of 9,004, Missouri State made 11 of its first 12 shots to build a big lead, then withstood a late Oklahoma State charge to post the win. Using 69.2 percent (18-of-26) shooting in the first half, the Lady Bears jumped to leads of 8-0, 21-5 and 41-17 and took a 47-23 advantage into the locker room at halftime. The Cowgirls, who trailed by as many as 29 points, whittled MSU's lead to 13 at 75-62 with 6:11 remaining but could get no closer. Tonya Baucom poured in a career-high 32 points, Melody Howard added 28 and MSU held OSU's all-Big Eight center Lisa McGill to nine points.

OSU (71)	min	fg-a	ft-a	rb	a	st	pf	tp
Stacy Coffey	27	8-13	2-2	4	1	2	5	20
Amy Scales	14	0-2	0-0	2	0	0	0	0
Lisa McGill	32	4-13	1-5	6	0	2	4	9
Regi Briley	15	2-4	2-2	1	2	2	2	6
Yogi York	35	6-9	5-7	5	6	0	5	18
Kim Mahn	17	1-5	4-4	1	0	0	1	7
Shea Jackson	22	2-4	2-2	2	4	4	4	6
Shea Lee	17	1-2	0-2	1	1	0	1	3
Sheila Kelley	10	1-2	0-0	1	0	0	0	2
Lestlie Day	5	0-3	0-0	0	0	0	1	0
Misty Wensler	6	0-0	0-0	0	0	1	2	0
Team				7				
Totals	200	25-56	16-25	30	14	11	25	71

Percentages: FG-.446. FT-.667. 3FG-.333. 5-15 (Coffey 2-5, Mahn 1-3, York 1-2, Lee 1-1, Day 0-3, Briley 0-1).

MSU (86)	min	fg-a	ft-a	rb	a	st	pf	tp
Secelia Winkfield	31	5-8	0-1	5	5	5	3	10
Tonya Baucom	37	11-15	10-13	7	0	1	4	32
LaTanya Davis	22	0-1	0-0	2	1	2	3	0
Melody Howard	35	10-17	3-3	1	8	1	3	28
Tina Robbins	36	3-4	4-5	5	6	1	4	12
Courtney Murdock	21	1-5	2-4	7	2	2	1	4
Julie Howard	16	0-1	0-0	4	1	0	1	0
Kindra Garst	2	0-0	0-0	0	0	0	0	0
Team				4				
Totals	200	30-51	19-26	35	23	12	19	86

Percentages: FG-.588. FT-.731. 3FG-.778. 7-9 (M. Howard 5-6, Robbins 2-3). Halftime: MSU 47, OSU 23. Att: 9,004. Officials: Sally Bell, Don Melton.

1993

Missouri State 86 #11 Maryland 82

NCAA Midwest Regional Second Round
March 20, 1993 ▶ College Park, Md.
Cole Field House

COLLEGE PARK, Md. — The Lady Bears used a strong second half and clutch free throw shooting down the stretch to upset Maryland, the Midwest Region's No. 2 seed. After a see-saw first half, the teams were tied 40-all at the break. MSU never trailed after halftime and built leads of six, eight and 11 points, but the Terrapins came back to tie in each instance, the last at 82-82 with 0:51 to play. The Lady Bears regained the lead on Tonya Baucom's putback with 0:32 to go and, after a Maryland miss, Melody Howard sealed the win with two free throws with 0:06 left. Tina Robbins had a career-high 26 points and Howard added 24. MSU forced 28 turnovers to offset Maryland's .681 (32-of-47) shooting, a Missouri State opponent record.

MSU (86)	min	fg-a	ft-a	rb	a	st	pf	tp
Secelia Winkfield	37	2-8	1-3	1	7	3	4	5
Tonya Baucom	26	4-7	4-4	2	1	1	4	18
LaTanya Davis	28	5-6	1-2	4	3	1	2	11
Melody Howard	34	6-13	9-10	0	3	2	2	24
Tina Robbins	39	7-13	7-7	0	1	3	1	26
Julie Howard	10	0-0	0-0	1	2	0	0	0
Courtney Murdock	25	1-2	0-0	4	1	0	4	2
Charitree Longstreth	1	0-0	0-0	1	0	0	0	0
Team				1				
Totals	200	28-51	22-26	14	18	10	17	86

Percentages: FG-.549. FT-.846. 3FG-.667. 8-12 (Robbins 5-7, M. Howard 3-5).

UM (82)	min	fg-a	ft-a	rb	a	st	pf	tp
Maissa Boles	38	11-14	5-6	2	3	1	3	27
Michelle Andrew	40	2-4	1-1	4	2	0	2	5
Jessie Hicks	20	5-7	2-2	6	1	0	5	12
Monica Bennett	21	3-4	2-2	2	1	0	0	11
Katrina Colleton	37	9-14	0-0	5	4	2	4	18
Bonnie Rimkus	8	0-1	2-2	3	2	0	0	2
Monica Adams	17	1-1	3-3	5	3	2	3	5
Lena Patterson	19	1-2	0-0	1	2	0	3	2
Team				1				
Totals	200	32-47	15-16	29	18	5	20	82

Percentages: FG-.681. FT-.938. 3FG-.600. 3-5 (Bennett 3-3, Colleton 0-1, Boles 0-1). Halftime: MSU 40, UM 40. Att: 3,007. Officials: Dennis DeMayo, Bernie Barribeau.

1993

#14 Louisiana Tech 59 Missouri State 43

NCAA Midwest Regional Semifinal
March 25, 1993 ▶ Nacogdoches, Texas
William R. Johnson Coliseum

NACOGDOCHES, Texas — Missouri State's bid for a return trip to the Final Four came up short against Louisiana Tech in the Midwest Regional semifinal, as the taller and more physical Lady Techsters scored an impressive win. After falling behind 12-4 to start the game, the Lady Bears battled back to within two at 22-20 with 6:10 left in the period, but Tech went on a 10-4 run to lead 32-24 at the break. The Lady Techsters opened the second half with a 10-1 burst and never looked back in holding MSU to season lows in points, field goals made and shooting percentage.

MSU (43)	min	fg-a	ft-a	rb	a	st	pf	tp
Secelia Winkfield	35	5-9	1-2	4	0	2	3	11
Tonya Baucom	36	3-10	5-8	6	1	2	4	11
LaTanya Davis	28	1-6	0-0	4	0	0	3	2
Melody Howard	31	1-6	2-3	4	1	0	2	4
Tina Robbins	34	2-7	1-1	2	2	0	1	6
Courtney Murdock	15	2-6	1-1	3	0	0	0	5
Julie Howard	13	1-3	1-1	3	1	0	4	4
Charitree Longstreth	2	0-1	0-0	0	0	0	0	0
Kindra Garst	2	0-0	0-0	0	0	0	0	0
Richelle Winn	2	0-1	0-0	2	0	0	0	0
Stephanie Thurman	2	0-0	0-0	0	0	0	0	0
Team				6				
Totals	200	15-49	11-12	34	5	4	19	43

Percentages: FG-.306. FT-.688. 3FG-.182. 2-11 (Robbins 1-4, J. Howard 1-1, Winkfield 0-3, M. Howard 0-1, Baucom 0-1, Murdock 0-1).

LTU (59)	min	fg-a	ft-a	rb	a	st	pf	tp
Danielle Whitehurst	40	9-14	4-4	4	1	1	2	22
Amy Brown	25	2-5	0-0	4	2	2	2	4
LaShawn Brown	21	1-2	0-0	2	0	0	4	2
Vickie Johnson	26	6-15	1-4	7	3	1	3	13
Pam Thomas	28	3-6	0-2	5	4	2	2	6
Nicole Collins	15	1-3	2-4	0	2	1	1	4
Racquel Spurlock	28	2-4	0-1	7	0	1	4	4
Debra Williams	12	2-3	0-2	1	0	1	0	4
DeJuna Jackson	5	0-0	0-0	0	0	0	0	0
Team				8				
Totals	200	26-52	7-17	38	12	9	18	59

Percentages: FG-.500. FT-.412. 3FG-.000. 0-4 (Johnson 0-2, Collins 0-1, A. Brown 0-1). Halftime: LTU 32, MSU 24. Att: 7,203. Officials: Art Bomengen, Jack Riordan.

NCAA TOURNAMENT CAREER STATISTICS

Player	Year(s)	GP	FG-A	Pct	3FG-A	Pct	FT-A	Pct	REB	AVG	PF	PTS	AVG	A	TO	BS	ST	MIN
Balerio, Tahnee	2006	1	1-8	.125	0-3	.000	4-4	1.000	0	0.0	2	6	6.0	3	-	-	1	29
Bartlett, Jamie	1996, 1998	2	5-15	.333	5-13	.385	4-5	.800	4	2.0	4	19	9.5	3	4	0	0	41
Baucom, Tonya	1992, 1993	8	44-67	.657	0-1	.000	33-42	.786	43	5.4	28	121	15.1	4	21	2	9	238
Bhinhar, Mya	2019, 2021, 2022	8	8-27	.296	4-7	.571	0-0	.000	25	3.1	13	20	2.5	13	12	2	2	156
Burton, Marsha	1994, 1995	1	0-0	.000	0-0	.000	0-0	.000	0	0.0	0	0	0.0	0	0	0	0	1
Busbey, Stephanie	2001, 2003, 2004	6	7-12	.583	0-0	.000	0-1	.000	8	1.3	6	14	2.3	3	2	2	0	32
Calip, Brice	2019, 2021, 2022	8	25-90	.278	4-19	.211	30-39	.769	43	5.4	10	84	10.5	26	17	3	14	254
Campbell, Melody	1998, 1999, 2000, 2001	8	4-13	.308	0-1	.000	6-8	.750	17	2.1	26	14	1.8	34	22	1	10	166
Carman, Melissa	2006	1	0-1	.000	0-0	.000	2-2	1.000	2	2.0	0	2	2.0	0	-	-	0	1
Cavey, Ann	1999, 2000, 2001	8	10-22	.455	0-0	.000	4-6	.667	27	3.4	14	24	3.0	4	10	4	3	115
Chvatal, Hillary	2016	1	3-4	.750	1-2	.500	1-2	.500	3	3.0	2	8	8.0	0	2	0	0	23
Combs, Kayli	2006	1	3-5	.600	3-5	.600	0-0	.000	1	1.0	0	9	9.0	1	-	-	0	28
Cowgill, K.C.	2004	1	3-7	.429	1-5	.200	0-0	.000	1	1.0	1	7	7.0	2	1	0	2	16
Davies, Lisa	1995, 1996, 1998	4	13-26	.500	0-0	.000	16-22	.727	21	5.3	10	42	10.5	1	4	0	5	111
Davis, LaTanya	1993, 1994, 1995, 1996	8	23-56	.411	0-1	.000	8-13	.615	42	5.3	21	54	6.8	9	15	5	13	220
Dawson, LaWaytna	1991	2	7-17	.412	0-0	.000	4-8	.500	17	8.5	2	18	9.0	5	4	1	2	66
Deer, Carly	1998, 1999, 2000, 2001	9	31-63	.492	12-33	.364	13-16	.813	57	6.3	31	87	9.7	26	20	1	22	253
Delarue, Isabelle	2022	1	0-0	.000	0-0	.000	0-0	.000	0	0.0	0	0	0.0	0	1	0	0	1
Denmon, Kristen	1991	2	0-4	.000	0-0	.000	0-0	.000	1	0.5	1	0	0.0	1	1	0	2	29
Ediger, Chrissy	1992	4	0-0	.000	0-0	.000	0-0	.000	0	0.0	0	0	0.0	0	0	0	0	7
Ellis, Bri	2019, 2021	3	0-1	.000	0-1	.000	0-0	.000	1	0.3	0	0	0.0	0	0	0	0	3
Ezeh, Jennifer	2022	2	4-8	.500	0-0	.000	0-2	.000	9	4.5	6	8	4.0	0	3	0	0	48
Franklin, Jasmine	2019, 2021	6	18-54	.333	0-0	.000	19-28	.679	65	10.8	21	55	9.2	1	13	6	10	124
Fruendt, Liza	2016	1	2-11	.182	1-6	.167	0-0	.000	0	0.0	1	5	5.0	1	0	0	2	20



1994

Missouri State 75 Northern Illinois 56

NCAA Midwest Regional First Round
March 16, 1994 ▶ Springfield, Mo.
Hammons Student Center

SPRINGFIELD, Mo. — The Lady Bears overcame a slow start to down the Northern Illinois Huskies before a crowd of 8,974, the second-largest NCAA first-round crowd ever, behind MSU's 9,004 figure from 1993. After jumping out to a 6-0 lead, the Lady Bears were outscored 12-1 and trailed 12-7 at the midway point of the first period. But MSU used a 21-8 run to lead 28-20 at the halftime break and shot .607 (17-of-28) in the second period to claim the win. Melody Howard paced the Lady Bears with 23 points, while LaTonya Davis and Charitee Longstreth added 18 apiece as MSU won its 15th straight game.

NIU (56)	min	fg-a	ft-a	rb	a	st	pf	tp
Charmonique Stallworth	25	1-4	0-0	1	1	0	1	2
Angela Lockett	24	2-7	1-2	4	0	2	5	5
Caryn Alexander	23	0-0	0-0	5	1	0	2	0
Leslie Pottinger	34	9-17	2-3	7	1	3	2	20
E.C. Hill	29	8-21	0-1	3	2	5	5	17
Chelsea Schwankl	24	2-3	0-0	1	1	1	2	4
Jenny Sullivan	8	0-0	0-0	1	2	0	1	0
Dana Lau	3	0-0	0-0	0	0	0	1	0
Dana Lau	3	0-0	0-0	0	0	0	1	0
Tracy Williams	23	2-2	4-4	5	0	0	2	8
Kim Johnson	7	0-0	0-0	0	0	0	0	0
Team				6				
Totals	200	24-54	7-10	33	8	11	21	56

Percentages: FG-.444. FT-.700. 3FG-.125, 1-8 (Hill 1-6, Pottinger 0-2).

MSU (75)	min	fg-a	ft-a	rb	a	st	pf	tp
Julie Howard	26	1-1	1-2	0	0	0	1	3
LaTonya Davis	32	8-12	1-2	5	3	3	1	17
Nanne Jackson	17	3-3	0-0	1	1	0	3	6
Melody Howard	36	10-18	0-1	6	2	1	1	23
Tina Robbins	32	1-5	2-3	2	6	2	2	4
Courtney Murdock	18	0-2	0-0	2	3	0	4	0
Charitee Longstreth	25	5-7	7-8	8	4	3	3	17
Richelle Winn	6	0-1	0-0	0	0	0	0	0
Kindra Garst	6	0-1	5-8	0	0	0	1	5
Marsha Burton	1	0-0	0-0	0	0	0	0	0
Maria Harrison	1	0-0	0-0	0	0	0	0	0
Team				4				
Totals	200	28-50	16-24	28	19	9	16	75

Percentages: FG-.560. FT-.667. 3FG-.375, 3-8 (M. Howard 3-7, Robbins 0-1). Halftime: MSU 28, NIU 20. Att: 8,974. Officials: Ralph South, Kit Robinson.

1994

#10 Virginia 67 Missouri State 63

NCAA Midwest Regional Second Round
March 18, 1994 ▶ Charlottesville, Va.
University Hall

CHARLOTTESVILLE, Va. — Missouri State fell just short in its bid to upset Virginia, the 10th-ranked team in the nation. The first half was as close as it could be, with Virginia's five-point lead with 14:09 to go marking the biggest advantage either squad could muster in the opening period. MSU got three-point baskets from Melody Howard and Tina Robbins late in the half to lead 31-30 at the break. The Lady Bears were up 38-34 with 16:53 remaining, but a six-minute scoring drought put MSU in an eight-point hole, and the Lady Bears never recovered despite several chances late in the game. Howard scored 23 points and Robbins had 19 to lead Missouri State, which was 9-of-32 (.281) from the field in the second half.

MSU (63)	min	fg-a	ft-a	rb	a	st	pf	tp
Julie Howard	30	2-5	1-2	3	3	1	5	5
LaTonya Davis	27	2-8	3-4	7	1	0	5	7
Nanne Jackson	26	0-2	0-2	6	2	0	1	0
Melody Howard	39	9-24	2-2	7	3	0	4	23
Tina Robbins	31	7-17	2-2	2	1	4	2	19
Charitee Longstreth	18	0-4	2-2	2	0	0	5	2
Courtney Murdock	18	1-1	2-2	4	2	0	4	4
Kindra Garst	2	0-0	0-0	0	0	0	0	0
Richelle Winn	9	0-0	3-4	1	1	1	1	3
Team				3				
Totals	200	21-61	15-20	35	13	6	27	63

Percentages: FG-.344. FT-.750. 3FG-.316, 6-19 (M. Howard 3-11, Robbins 3-7, Longstreth 0-1).

UVA (67)	min	fg-a	ft-a	rb	a	st	pf	tp
Chris Lesoravage	10	0-0	2-2	1	1	0	1	2
Amy Lofstedt	34	2-6	2-4	8	4	1	4	6
Wendy Palmer	36	9-18	3-8	15	1	2	3	21
Jenny Boucek	38	0-6	3-5	4	4	0	3	3
Tora Suber	35	9-16	1-2	3	2	1	3	19
Charleata Beale	37	5-8	4-7	6	1	1	1	14
Jeffra Gausepohl	6	0-1	0-0	2	1	0	4	0
Wendy Toussaint	4	0-1	2-2	0	0	0	1	2
Team				7				
Totals	200	25-56	17-30	46	14	5	20	67

Percentages: FG-.446. FT-.567. 3FG-.000, 0-3 (Suber 0-3). Halftime: MSU 31, UVA 30. Att: 6,093. Officials: Sue Kennedy, Eldridge Walter.

Field Goals - Tournament Career

- Jackie Stiles (9 G, 1998-99-00-01) 74
- Melody Howard (12 G, 1991-92-93-94) 68
- Tonya Baucom (8 G, 1992-93) 44
- Tara Mitchem (8 G, 1999-00) 43
- Tina Robbins (12 G, 1991-92-93-94) 42

Field Goals - Single Tournament

- Jackie Stiles (5 G, 2001) 46
- Tara Mitchem (5 G, 2001) 32
- Tonya Baucom (5 G, 1992) 23
- Karen Rapier (5 G, 1992) 22
- Tonya Baucom (3 G, 1993) 21

Field Goals - Tournament Game

- 15, Jackie Stiles vs. Duke (3/24/01)
- 13, Tara Mitchem vs. Toledo (3/17/01)
- 11, Tonya Baucom vs. Oklahoma State (3/17/93)
- 11, Jackie Stiles vs. Auburn (3/17/00)
- 11, Jackie Stiles vs. Washington (3/26/01)

Field Goal Attempts - Tournament Career

- 149, Jackie Stiles (9 G, 1998-99-00-01)

Field Goal Attempts - Single Tournament

- 93, Jackie Stiles (5 G, 2001)

Field Goal Attempts - Tournament Game

- 24, Melody Howard vs. Virginia (3/19/94)

Field Goal Percentage - Tournament Career

(minimum 3 games, 2.5 FGM/game)	FGM	FGA	Pct.
1. Heidi Muller (1991-92)	18	25	.720
2. Elle Ruffridge (2019-21)	24	36	.667
3. Tonya Baucom (1992-93)	44	67	.657
4. Tara Mitchem (1999-00-01)	43	82	.524
5. Karen Rapier (1991-92)	26	50	.520
6. Abby Hipp (2019-21)	17	33	.515

Field Goal Percentage - Single Tournament

(minimum 1 game, 3.3 FGM/game)	FGM	FGA	Pct.
1. Heidi Muller (1992)	10	12	.833
Stephanie Busbey (2004)	5	6	.833
3. Jessie McVay (1996)	8	11	.727
4. Abby Hipp (2019)	10	14	.714
5. Tonya Baucom (1992)	23	33	.697

Field Goal Percentage - Tournament Game

(minimum 5 FGM)	FGM	FGA	Pct.
1. Tara Mitchem vs. Washington (2001)	7	7	1.000
2. Melody Howard vs. UCLA (1992)	6	7	.857
3. Lisa Davies vs. Utah (1995)	6	7	.857
4. Melody Howard vs. Tn. Tech (1991)	10	12	.833
5. Erika Rante vs. Washington (2001)	8	10	.800

Field Goals - Team Game

- 36 vs. Tennessee Tech (3/13/91)
- 35 vs. Washington (3/26/01)
- 32 vs. DePaul (3/23/19)
- 30 vs. Ole Miss (3/28/92)
- 30 vs. Oklahoma State (3/17/93)

Field Goal Attempts - Team Game

- 67 vs. Wright State (3/24/21)

Field Goal Percentage - Team Game

	FGM	FGA	Pct.
1. vs. Washington (3/26/01)	35	56	.625
2. vs. Ole Miss (3/28/92)	30	50	.600
3. vs. Oklahoma St. (3/17/93)	30	51	.588
4. vs. UCLA (3/26/92)	29	50	.580
5. vs. N. Illinois (3/16/94)	28	50	.560



Courtney Murdock
vs. Louisiana Tech



1995

Missouri State 49 Utah 47

NCAA Midwest Regional First Round
March 16, 1995 • Boulder, Colo.
Coors Events Center

BOULDER, Colo. — LaTanya Davis had 15 points and 13 rebounds and scored the game-winning basket as Missouri State won its NCAA first-round game for the fifth straight season. After trailing by as many as seven points in the first half, MSU battled back to score the last four points of the period for a 22-22 tie at the break. The Lady Bears held a slim lead for most of the second half, and after Utah tied the game on a three-point play with 1:29 left, Davis scored on a short baseline jumper with nine seconds left on the clock. The Lady Bears also got a double-figure scoring night from Lisa Davies, who tallied 13 points on 6-of-7 shooting from the field.

MSU (49)	min	fg-a	ft-a	rb	a	st	pf	tp
Lisa Davies	32	6-7	1-2	5	1	2	2	13
LaTanya Davis	35	6-11	3-5	13	2	4	2	15
Charitree Longstreth	27	3-11	1-2	5	1	1	3	7
Julie Howard	27	0-4	0-0	3	2	0	4	0
Kindra Garst	26	1-4	2-2	0	2	1	1	4
Stephanie Thurman	6	1-2	0-0	0	1	0	1	3
Shannon Gage	14	0-3	0-0	1	2	0	0	0
Donease Smith	1	0-1	0-0	1	0	0	0	0
Richelle Winn	17	1-4	2-2	1	0	0	3	4
Courtney Murdock	15	1-3	1-2	4	0	0	0	3
Team				1				
Totals	200	19-50	10-15	34	11	8	16	49

Percentages: FG-.380. FT-.667. 3FG-.200, 1-5 (Thurman 1-1, Garst 0-2, Longstreth 0-1, Howard 0-1).

UU (47)	min	fg-a	ft-a	rb	a	st	pf	tp
Andrea Herold	33	2-6	1-1	5	3	2	0	2
Hilary King-Noel	24	2-5	3-4	5	2	0	4	7
Amber McEwen	29	5-9	0-1	5	0	1	5	10
Alli Bills	38	2-10	1-2	6	7	3	3	5
Julie Krommenhoek	38	3-8	8-9	3	0	3	0	15
Amy Alcorn	2	0-0	0-0	0	0	0	0	0
Mia Palkie	2	0-0	0-0	0	0	1	0	0
Teresa Totorica	7	0-0	0-0	0	1	0	1	0
Angie Bandy	27	2-5	1-2	3	1	0	2	5
Team				1				
Totals	200	16-43	14-19	28	14	10	15	47

Percentages: FG-.372. FT-.737. 3FG-.143, 1-7 (Krommenhoek 1-3). Halftime: MSU 22, UU 22 Att: 11,072. Officials: Tom Dubas, Stan Gaziola.

1995

#2 Colorado 78 Missouri State 34

NCAA Midwest Regional Second Round
March 18, 1995 • Boulder, Colo.
Coors Events Center

BOULDER, Colo. — Colorado's inside game was too much for Missouri State to handle as the Buffaloes, the Midwest Regional's top seed and the nation's second-ranked team, put together a dominating performance. After Lisa Davies put MSU up 2-0, Colorado used runs of 9-2, 11-0 and 15-2 to put the game out of reach by halftime, when the Buffs led 37-11. MSU's 37 points, .204 (11-of-54) field goal shooting and 11 field goals were all Lady Bear lows under coach Cheryl Burnett.

MSU (34)	min	fg-a	ft-a	rb	a	st	pf	tp
Lisa Davies	33	2-7	4-6	5	0	5	2	8
LaTanya Davis	22	0-4	0-0	3	0	2	1	0
Charitree Longstreth	30	3-10	0-0	8	1	0	1	6
Julie Howard	20	2-6	2-4	2	0	0	5	6
Kindra Garst	24	1-3	4-6	0	2	0	3	6
Stephanie Thurman	11	0-6	0-0	1	0	1	1	0
Shannon Gage	17	0-10	0-0	3	1	0	2	0
Donease Smith	9	1-2	0-1	2	0	0	0	2
Richelle Winn	14	1-3	2-7	0	0	0	2	4
Courtney Murdock	12	1-3	0-0	1	2	0	0	2
Marla Harrison	2	0-0	0-0	1	0	0	0	0
Marsha Burton	1	0-0	0-0	0	0	0	0	0
Lisa Moore	5	0-0	0-0	1	0	0	0	0
Team				2				
Totals	200	11-54	12-24	29	6	8	17	34

Percentages: FG-.204. FT-.500. 3FG-.000, 0-14 (Thurman 0-6, Gage 0-4, Longstreth 0-3, Garst 0-1).

CU (78)	min	fg-a	ft-a	rb	a	st	pf	tp
Lauri Weathers	22	4-8	0-0	2	0	1	3	8
Erin Scholz	30	4-7	1-3	19	6	1	1	9
Isabell Fijalkowski	30	10-13	3-4	10	0	0	3	23
De Celle Thomas	27	5-7	4-4	1	1	4	4	14
Shelley Sheetz	31	3-8	2-2	4	6	2	3	8
Amy Palmer	22	1-5	1-1	2	6	0	1	3
Alexandra Slokar	1	1-2	0-0	0	0	0	0	3
LaShena Graham	3	0-0	0-0	1	1	0	0	0
Alexis Felts	5	1-1	0-0	0	1	0	1	2
Tinker Jacobs	2	0-0	0-0	1	0	0	0	0
Teagan Scott	15	1-3	1-2	6	2	0	2	3
Tiesha Jones	12	2-3	1-1	3	2	2	0	5
Team				1				
Totals	200	32-57	13-17	50	25	10	18	78

Percentages: FG-.561. FT-.765. 3FG-.167, 1-6 (Slokar 1-1, Palmer 0-4, Sheetz 0-1). Halftime: CU 37, MSU 11. Att: 11,072. Officials: Art Bomengen, Lois Holmes.

3-Pointers - Tournament Career

- Melody Howard (12 G, 1991-92-93-94) 27
- Tina Robbins (12 G, 1991-92-93-94) 19
- Elle Ruffridge (6 G, 2019-21) 15
- Carly Deer (9 G, 1998-99-00-01) 12
- Jackie Stiles (9 G, 1998-99-00-01) 9
- Tara Mitchem (8 G, 1999-00-01) 9

3-Pointers - Single Tournament

- Elle Ruffridge (3 G, 2021) 11
- Carly Deer (5 G, 2001) 10
- Melody Howard (5 G, 1992) 8
- Melody Howard (3 G, 1993) 8
- Tara Mitchem (5 G, 2001) 8
- Tina Robbins (5 G, 1992) 8
- Tina Robbins (3 G, 1993) 8

3-Pointers - Tournament Game

- 5, Melody Howard vs. Oklahoma State (3/17/93)
- 5, Tina Robbins at Maryland (3/20/93)
- 5, Carly Deer vs. Toledo (3/17/01)
- 5, Elle Ruffridge vs. Wright State (3/24/21)

3-Point Attempts - Tournament Career

- 56, Melody Howard (12 G, 1991-92-93-94)

3-Point Attempts - Single Tournament

- 22, Carly Deer (5 G, 2001)

3-Point Attempts - Tournament Game

- 11, Melody Howard at Virginia (3/19/94)

3-Point Percentage - Tournament Career

(minimum 3 games, 1.3 3FGM/game)	3FGM	3FGA	Pct.
1. Elle Ruffridge (2019-21)	15	23	.652
2. Tina Robbins (91-92-93-94)	19	36	.528
3. Melody Howard (91-92-93-94)	27	56	.482
4. Alexa Willard (2019)	5	12	.417
5. Carly Deer (1998-99-00-01)	12	33	.364

3-Point Percentage - Single Tournament

(minimum 1 game, 1.3 3FGM/game)	3FGM	3FGA	Pct.
1. Tina Robbins (1992)	8	11	.727
2. Elle Ruffridge (2019)	11	16	.688
3. Melody Howard (1994)	8	12	.667
4. Tina Robbins (1993)	8	14	.571
5. Elle Ruffridge (2019)	4	7	.571
6. Melody Howard (1991)	5	9	.556

3-Point Percentage - Tournament Game

(minimum 3 3FGM)	3FGM	3FGA	Pct.
1. Melody Howard vs. Tn. Tech (1991)	4	4	1.000
2. Melody Howard vs. UCLA (1992)	3	3	1.000
3. Tara Mitchem vs. Washington (2001)	3	3	1.000
4. Melody Howard vs. Okla. St. (1993)	5	6	.833
5. Elle Ruffridge vs. Stanford (2021)	4	5	.800
5. Tina Robbins vs. W. Kentucky (1992)	3	4	.750

3-Pointers - Team Game

- 11 vs. DePaul (3/23/19)
- 8 at Maryland (3/20/93)
- 8 vs. Toledo (3/17/01)
- 8 vs. Washington (3/26/01)
- 8 vs. Wright State (3/24/21)
- 8 vs. Stanford (3/28/21)
- 7 vs. Oklahoma State (3/17/93)
- 7 at Notre Dame (3/21/04)
- 7 at Iowa State (3/25/19)

3-Point Attempts - Team Game

- 22 at Purdue (3/19/06)
- 21 at Notre Dame (3/21/04)
- 20 vs. DePaul (3/23/19)
- 19 at Virginia (3/19/94)
- 19 at Texas A&M (3/19/16)

3-Point Percentage - Team Game

(minimum 4 3FGA)	3FGM	3FGA	Pct.
1. vs. Oklahoma St. (3/17/93)	7	9	.778
2. at Maryland (3/20/93)	8	12	.667
3. vs. DePaul (3/23/19)	11	20	.550
4. vs. Washington (3/26/01)	8	15	.533
vs. Stanford (3/28/21)	8	15	.533
5. vs. Tenn. Tech (3/13/91)	4	8	.500
vs. W. Kentucky (4/4/92)	4	8	.500
vs. Toledo (3/17/01)	8	16	.500
vs. Wright State (3/24/21)	8	16	.500
vs. Ohio State (3/19/22)	2	4	.500





1996

Texas 73 Missouri State 55

NCAA East Regional First Round
March 16, 1996 ▶ Lawrence, Kan.
Allen Fieldhouse

LAWRENCE, Kan. — Missouri State closed the season with a disappointing loss to Texas in the NCAA Tournament. Texas shot just 41 percent from the field and 52 percent from the free throw line, but hit 9-of-15 (.600) three-pointers, including 7-of-8 by guard Danielle Viglione. The Lady Bears withstood an 18-0 Texas run in the first half to trail by just eight at the break. But UT went on a 16-point second-half run, as the Lady Bears went nine minutes without scoring. Roshonda Reed posted a double-double for MSU, while Jessie McVay tallied a team-high 20 points to go along with eight boards.

MSU (55)	min	fg-a	ft-a	rb	a	st	pf	tp
Lisa Davies	22	1-3	5-8	3	0	0	1	7
LaTanya Davis	26	1-8	0-0	4	1	1	4	2
Nanne Jackson	15	3-5	0-0	1	0	0	4	6
Jessie McVay	30	8-11	3-3	8	5	1	3	20
Roshonda Reed	36	5-11	0-1	10	1	0	1	10
Shannon Gage	16	1-3	2-3	2	1	0	3	5
Jamie Bartlett	17	1-3	2-3	2	1	0	3	5
Richelle Winn	28	1-2	0-0	1	0	2	1	2
Lisa Moore	10	0-1	0-0	2	0	1	1	0
Team				0				
Totals	200	20-47	13-19	31	9	5	19	55

Percentages: FG-.426. FT-.684. 3FG-.250, 2-8 (McVay 1-1, Bartlett 1-3, Reed 0-2, Davis 0-1, Gage 0-1).

UT (73)	min	fg-a	ft-a	rb	a	st	pf	tp
Amie Smith	28	1-8	6-7	11	0	1	1	8
Erica Rountt	36	6-16	2-5	6	2	3	2	14
Angela Jackson	31	3-8	3-8	10	0	0	3	9
Danielle Viglione	25	9-13	0-0	3	1	2	2	25
Vanessa Wallace	9	0-3	1-2	1	1	1	3	1
Amber Hasenmeyer	12	0-2	0-1	1	1	0	2	0
Angie Jo Ogletree	29	5-7	0-0	5	8	2	2	11
Dee Smith	1	0-1	0-0	0	0	0	0	0
Kim Lumms	10	2-6	0-0	2	3	1	1	5
Jaime Bailey	9	0-0	0-0	0	0	0	2	0
Team				5				
Totals	200	26-64	12-23	44	16	10	18	73

Percentages: FG-.406. FT-.522. 3FG-.600, 9-15 (Viglione 7-8, Ogletree 1-1, Lumms 1-3, Rountt 0-3). Halftime: UT 40, MSU 32. Att: 5,279. Officials: Dee Kantner, Bob Rodriguez, Tom Little.

1998

Notre Dame 78 Missouri State 64

NCAA Midwest Regional First Round
March 13, 1998 ▶ Lubbock, Texas
Lubbock Municipal Coliseum

LUBBOCK, Texas — Missouri State qualified for NCAA postseason play for the seventh time in eight years, but the Lady Bears' season came to an abrupt end at the hands of Notre Dame in the first round of the Midwest Regional. Senior Lisa Davies closed a standout MSU career with a 14-point, eight-rebound performance, while freshman Jackie Stiles scored 15 points to set a new school single-season record with 618 points for the year, the ninth-best in Missouri Valley Conference history.

ND (78)	min	fg-a	ft-a	rb	a	st	pf	tp
Mollie Peirick	33	3-7	5-6	3	9	1	4	12
Kelley Siemon	26	5-8	2-4	6	1	3	2	12
Ruth Riley	24	10-16	1-1	9	0	2	4	21
Sheila McMillen	32	4-14	2-2	2	0	2	1	13
Niele Ivey	29	3-4	3-4	3	3	7	3	9
Danielle Green	23	3-6	1-4	2	2	2	2	7
Julie Henderson	1	0-0	0-0	0	0	0	0	0
Mary Leffers	0+	0-0	0-0	0	0	0	0	0
Diana Braendly	15	2-3	0-0	5	0	2	1	4
Imani Dunbar	0+	0-0	0-0	0	0	0	0	0
Kari Hutchinson	17	0-0	0-0	2	1	1	2	0
Meaghan Leahy	0+	0-0	0-0	0	0	0	0	0
Team				3				
Totals	200	30-58	14-21	35	16	20	19	78

Percentages: FG-.517. FT-.667. 3FG-.444, 4-9 (McMillen 3-6, Peirick 1-3).

MSU (64)	min	fg-a	ft-a	rb	a	st	pf	tp
Sarah Singer	31	1-2	4-4	4	4	3	1	6
Lisa Davies	26	5-8	2-4	6	1	3	2	12
Roshonda Reed	35	6-14	1-2	5	2	2	1	13
Jackie Stiles	34	5-8	4-6	3	3	2	5	15
Yen Quach	11	0-2	0-0	1	1	1	1	0
Kimberly McDowell	18	0-3	0-1	3	0	1	2	0
Shannon Gage	7	0-0	0-0	0	0	0	0	0
Jamie Bartlett	24	4-12	2-2	2	2	0	1	14
Melody Campbell	5	0-0	0-0	1	1	0	3	0
Kenya Tuttle	0+	0-0	0-0	0	0	0	0	0
Carly Deer	8	1-2	0-0	1	0	1	1	2
Rachel Johnson	3	0-1	0-0	0	0	0	0	0
Team				6				
Totals	200	21-53	17-21	31	13	13	20	64

Percentages: FG-.396. FT-.810. 3FG-.385, 5-13 (Bartlett 4-10, Stiles 1-1, Singer 0-1). Halftime: UND 38, MSU 25. Att: 8,174. Officials: Lawson Newton, Carla Fujimoto, Brian Mikkelsen.

Free Throws - Tournament Career

1. Jackie Stiles (9 G, 1998-99-00-01) 74
2. Melody Howard (12 G, 1991-92-93-94) 41
3. Tina Robbins (12 G, 1991-92-93-94) 40
4. Tonya Baucom (8 G, 1992-93) 33
5. Tara Mitchem (8 G, 1999-00) 30
- Brice Calip (8 G, 2019-21-22) 30

Free Throws - Single Tournament

1. Jackie Stiles (5 G, 2001) 42
2. Tina Robbins (5 G, 1992) 23
3. Melody Howard (5 G, 1992) 21
4. Jackie Stiles (2 G, 1999) 21
5. Tara Mitchem (5 G, 2001) 21

Free Throws - Tournament Game

1. 16, Jackie Stiles vs. Rutgers (3/19/01)
2. 14, Jackie Stiles at Colorado State (3/14/99)
3. 12, Tara Mitchem vs. Toledo (3/17/01)
4. 10, Tonya Baucom vs. Oklahoma State (3/17/93)
- 10, Jackie Stiles vs. Duke (3/24/01)

Free Throw Attempts - Tournament Career

1. 149, Jackie Stiles (9 G, 1998-99-00-01)

Free Throw Attempts - Single Tournament

1. 93, Jackie Stiles (5 G, 2001)

Free Throw Attempts - Tournament Game

1. 19, Jackie Stiles vs. Rutgers (3/19/01)

Free Throw Percentage - Tournament Career

(minimum 3 games, 3 FTM/game)	FTM	FTA	Pct.
1. Melody Howard (1991-94)	41	48	.854
2. Jackie Stiles (1998-01)	74	89	.831
3. Brice Calip (2019-21)	24	29	.828
4. Tonya Baucom (1992-93)	33	42	.786
5. Tina Robbins (1991-94)	40	51	.784

Free Throw Percentage - Single Tournament

(minimum 1 game, 4 FTM/game)	FTM	FTA	Pct.
1. Tara Mitchem (2001)	21	22	.955
2. Tina Robbins (1993)	12	13	.923
3. Charity Longstreth (1994)	9	10	.900
5. Melody Howard (1993)	14	16	.875
Jenni Lingor (2004)	7	8	.875
Jackie Stiles (2000)	7	8	.875

Free Throw Percentage - Tournament Game

(minimum 8 FTM)	FTM	FTA	Pct.
1. Tara Mitchem vs. Toledo (2001)	12	12	1.000
Tonya Baucom vs. W. Kent. (1992)	9	9	1.000
Charity Shira vs. Ole Miss (1992)	8	8	1.000
4. Melody Howard at Maryland (1993)	9	10	.900
5. Melody Howard vs. Kansas (1992)	8	9	.889
Jackie Stiles vs. Purdue (2001)	8	9	.889
Brice Calip vs. DePaul (2019)	8	9	.889

Free Throws - Team Game

1. 31 vs. Ole Miss (3/28/92)
2. 26 vs. Washington (3/26/01)
3. 25 vs. Kansas (3/18/92)
4. 24 vs. Western Kentucky (4/4/92)
5. 23 vs. Toledo (3/17/01)

Free Throw Attempts - Team Game

1. 39 vs. Ole Miss (3/28/92)
2. 37 vs. Western Kentucky (4/4/92)
3. 31 vs. UCLA (3/26/92)
4. 30 vs. Kansas (3/18/92)
- 30 at Iowa (3/22/92)
- 30 vs. Duke (3/24/01)
- 30 vs. Washington (3/26/01)

Free Throw Percentage - Team Game

(minimum 12 FTM)	FTM	FTA	Pct.
1. at Purdue (3/19/06)	12	12	1.000
2. at Notre Dame (3/21/04)	14	16	.875
3. vs. Washington (3/26/01)	26	30	.867
4. at Iowa State (3/25/19)	12	14	.857
5. vs. Toledo (3/17/01)	23	27	.852

LaTanya Davis vs. Texas





2001

**#15 Missouri State 89
Toledo 71**

*NCAA West Regional First Round
March 17, 2001 ▶ Piscataway, N.J.
Louis Brown Athletic Center*

PISCATAWAY, N.J. — Senior Tara Mitchem exploded for a career game as the fifth-seeded Lady Bears knocked off 12th-seeded Toledo Rockets in the first round of the NCAA West Regional. Mitchem was 13-of-20 from the field and drained all 12 of her free throw attempts. Her 40-point performance was the fifth-best in NCAA Tournament history and tied for the third-best in West Regional play. The Lady Bears' victory gave MSU head coach Cheryl Burnett her 300th career coaching win.

UT (71)	min	fg-a	ft-a	rb	a	st	pf	tp
Melantha Herron	31	7-15	6-7	8	0	0	3	20
Kahli Carter	32	6-13	7-9	10	2	3	3	21
Mary Blessing	28	3-6	0-1	0	2	1	0	6
Courtney Risinger	28	1-8	0-0	3	3	2	4	3
Tia Davis	31	4-8	0-0	3	1	1	4	8
Shekinah Brazzle	13	2-3	2-2	3	1	1	5	7
Lisa Miller	12	0-2	0-0	2	1	1	0	0
Julie Hills	0+	0-0	0-0	0	0	0	0	0
Kelly Walker	11	0-2	0-0	0	0	0	0	0
Kenosha Chastang	6	1-1	0-0	0	0	0	2	2
Teresa Kahle	8	2-3	0-0	0	0	0	1	4
Team				3				
Totals	200	26-61	15-19	32	10	9	22	71

Percentages: FG-.426. FT-.789. 3FG-.364. 4-11 (Carter 2-4, Risinger 1-3, Davis 0-2, Brazzle 1-1, Miller 0-1).

MSU (89)	min	fg-a	ft-a	rb	a	st	pf	tp
Carly Deer	25	8-13	0-0	6	1	3	4	21
Erica Rante	33	1-9	2-4	2	3	1	3	4
Jackie Stiles	30	5-12	2-2	5	2	0	1	13
Tara Mitchem	38	13-20	12-12	8	4	1	3	40
Melody Campbell	26	0-0	6-6	2	4	3	2	6
Erica Vicente	20	2-2	1-3	1	5	1	1	5
Stephanie Busbey	4	0-2	0-0	1	0	0	1	0
Morgan Hohenberger	6	0-0	0-0	0	0	0	1	0
Ann Cavey	18	0-3	0-0	6	1	0	1	0
Team				7				
Totals	200	29-61	23-27	38	20	9	17	89

Percentages: FG-.475. FT-.852. 3FG-.500. 8-16 (Deer 5-8, Stiles 1-1, Mitchem 2-7). **Halftime:** UT 32, MSU 31. **Att:** 4,185. **Officials:** Terry Dahlen, Mike Utley, Tony Lippa.

2001

**#15 Missouri State 60
#11 Rutgers 53**

*NCAA West Regional Second Round
March 19, 2001 ▶ Piscataway, N.J.
Louis Brown Athletic Center*

PISCATAWAY, N.J. — Jackie Stiles returned to form as Missouri State upended fourth-seeded Rutgers, 60-53, in the second round of the NCAA West Regional. Stiles led the way for MSU, scoring 32 points and connecting on 16-of-19 free throw attempts. MSU outscored the Scarlet Knights from the foul line 21-4, and enjoyed a 38-24 advantage on the boards. The win sent the Lady Bears to their first Sweet Sixteen appearance since 1993. MSU, playing in the NCAAs for the 10th time in the past 11 seasons, scored a third upset win of a higher-seeded team on its home floor in the NCAA second round.

MSU (60)	min	fg-a	ft-a	rb	a	st	pf	tp
Carly Deer	37	2-5	2-2	8	3	3	2	7
Erica Rante	24	3-3	0-0	2	0	1	3	6
Jackie Stiles	39	8-16	16-19	6	1	0	4	32
Tara Mitchem	39	1-6	0-0	5	2	2	1	2
Melody Campbell	18	1-3	0-0	2	2	0	4	2
Erica Vicente	20	1-4	2-2	3	2	0	0	4
Stephanie Busbey	1	0-0	0-0	0	0	0	0	0
Ann Cavey	22	3-4	1-2	6	0	0	1	7
Team				6				
Totals	200	19-41	21-25	38	10	6	15	60

Percentages: FG-.476. FT-.840. 3FG-.143. 1-7 (Deer 1-3, Stiles 0-2, Mitchem 0-1, Campbell 0-1).

RU (53)	min	fg-a	ft-a	rb	a	st	pf	tp
Linda Miles	37	5-9	0-0	7	1	3	2	10
Davalyn Cunningham	32	5-11	1-1	4	0	1	4	11
Dana Boonen	9	0-0	0-0	1	0	0	1	0
Karlita Washington	31	5-12	1-1	0	2	1	2	12
Tasha Pointer	38	7-13	1-3	4	7	2	5	15
Nikki Jett	20	0-4	0-0	2	1	0	1	0
Mauri Horton	7	0-0	0-0	0	0	2	2	0
Tammy Sutton-Brown	26	2-5	1-2	4	0	0	4	5
Team				2				
Totals	200	24-58	4-7	24	11	9	21	53

Percentages: FG-.414. FT-.571. 3FG-.200. 1-5 (Miles 0-1, Washington 1-2, Jett 0-1, Horton 0-1). **Halftime:** MSU 27, RU 23. **Att:** 4,438. **Officials:** Teresa Dahlem, Bryan Enterline, Mary Day.

NCAA TOURNAMENT CAREER STATISTICS

Player	Year(s)	GP	FG-A	Pct	3FG-A	Pct	FT-A	Pct	REB	AVG	PF	PTS	AVG	A	TO	BS	ST	MIN
Martin, Rachel	2004	1	0-2	.000	0-1	.000	1-2	.500	2	2.0	0	1	1.0	0	1	0	1	6
McDowell, Kimberly	1998, 1999	3	6-11	.556	0-0	.000	1-4	.250	11	3.7	8	13	4.3	0	8	5	2	68
McMorris, Tiny	2001	2	0-0	.000	0-0	.000	0-0	.000	0	0.0	0	0	0.0	0	1	0	0	2
McVay, Jessie	1996	1	8-11	.727	1-1	1.000	3-3	1.000	8	8.0	3	20	20.0	5	3	0	1	30
Mitchem, Tara	1999, 2000, 2001	8	43-82	.524	9-24	.375	30-39	.769	34	4.3	19	125	15.6	19	21	1	9	256
Moore, Davida	2006	1	0-0	.000	0-0	.000	0-0	.000	1	1.0	0	0	0.0	0	-	-	0	1
Moore, Lisa	1995, 1996	2	0-1	.000	0-0	.000	0-0	.000	3	1.5	1	0	0.0	0	2	0	1	15
Muller, Heidi	1991, 1992	7	18-25	.720	0-0	.000	11-17	.647	23	3.3	10	48	6.9	6	7	2	1	117
Murdock, Courtney	1993, 1994, 1995	7	7-22	.318	0-1	.000	6-9	.667	21	3.0	13	24	3.3	10	-	-	2	124
Nelson, Amy	1991, 1992	7	3-7	.429	1-3	.333	5-6	.833	5	1.7	3	12	4.0	5	2	0	1	33
Nwachukwu, Ifunanya	2022	2	6-9	.667	0-0	.000	7-9	.778	24	12.0	9	19	9.5	1	4	3	2	58
Osemenam, Onye	2016	1	0-2	.000	0-0	.000	0-0	.000	3	3.0	1	0	0.0	0	1	1	2	17
Polowy, Lee Ann	2016	1	0-0	.000	0-0	.000	0-0	.000	0	0.0	1	0	0.0	0	0	0	0	4
Quach, Yen	1998, 1999	3	1-9	.111	1-2	.500	0-0	.000	3	1.0	6	3	1.0	4	7	0	3	35
Rante, Erika	2001	5	16-32	.500	0-1	.000	5-6	.556	27	5.4	19	37	7.4	9	23	1	4	151
Rapier, Karen	1991, 1992	7	26-50	.520	0-0	.000	17-22	.773	32	4.6	15	69	9.9	10	13	2	7	178
Reed, Roshonda	1996, 1998, 1999	4	24-56	.429	0-5	.000	1-4	.250	29	7.3	7	49	12.3	7	12	0	3	145
Robbins, Tina	1991, 1992, 1993, 1994	12	42-90	.467	19-36	.528	40-51	.784	34	2.8	24	143	11.9	53	58	1	26	400
Robinson, Brandi	1999, 2000	3	1-2	.500	0-0	.000	0-0	.000	4	1.3	8	2	0.7	2	0	0	1	21
Rocca, Paige	2021, 2022	4	2-4	.500	1-2	.500	0-0	.000	2	0.5	1	5	1.3	1	1	0	1	15
Ruffridge, Elle	2019, 2021	6	24-36	.667	15-23	.652	9-10	.900	9	1.5	7	72	12.0	7	8	0	4	126
Schultz, Sydney	2019	1	0-0	.000	0-0	.000	0-0	.000	0	0.0	0	0	0.0	0	0	0	0	1
Scoggin, Kimberly	1991	1	0-2	.000	0-0	.000	0-0	.000	0	0.0	0	0	0.0	0	0	0	0	2
Shira, Charity	1991, 1992	7	13-28	.464	0-0	.000	20-26	.769	16	2.3	14	46	6.6	5	22	2	3	116



2001

#15 Missouri State 81
#5 Duke 71

NCAA West Regional Semifinal
March 24, 2001 ▶ Spokane, Wash.
Spokane Arena

SPOKANE, Wash. — Missouri State overwhelmed the fifth-ranked Duke Blue Devils, 81-71, in the West Regional semifinal to advance to the Elite Eight for the second time in school history. MSU scored 45 second-half-points to rally for the victory after trailing by six points at the break. Jackie Stiles registered the fourth-highest single-game scoring total in NCAA Tournament history with her 41-point effort. Tara Mitchem chipped in 17 points, and Carly Deer grabbed a game-high 11 boards as MSU enjoyed its best shooting night of the tourney, connecting on 28-of-56 (.500) field goal attempts.

MSU (81)	min	fg-a	ft-a	rb	a	st	pf	tp
Tara Mitchem	32	7-12	1-2	4	1	0	3	17
Carly Deer	36	1-4	4-4	11	2	2	4	7
Erika Rante	40	2-7	3-4	7	2	1	5	7
Jackie Stiles	37	15-22	10-13	3	2	0	3	41
Melody Campbell	28	0-2	0-0	1	5	3	1	0
Kinga Kiss	2	0-0	0-0	0	0	0	0	0
Erica Vicente	12	2-3	2-3	4	0	0	3	6
Morgan Hohenberger	7	1-2	1-2	0	0	0	3	3
Ann Cavey	6	0-4	0-0	3	1	0	0	0
Team				8				
Totals	200	28-56	21-30	41	13	6	22	81

Percentages: FG-.500. FT-.710. 3FG-.444. 4-9 (Mitchem 2-2, Deer 1-3, Stiles 1-3, Rante 0-1).

DU (71)	min	fg-a	ft-a	rb	a	st	pf	tp
Rochelle Parent	30	0-0	2-2	4	3	2	4	2
Michele Matyasovsky	22	2-4	2-2	1	0	1	5	6
Sheana Mosch	27	2-7	1-1	5	2	0	0	5
Alana Beard	33	10-15	6-7	3	0	1	5	27
Georgia Schweitzer	39	3-11	4-6	4	5	2	2	11
Rometra Craig	21	2-13	0-0	3	0	3	4	4
Krista Gingrich	0+	0-1	0-0	0	0	0	0	0
ICISS Tillis	24	5-9	3-4	8	0	2	0	14
Crystal White	4	1-2	0-0	2	0	0	1	2
Team				3				
Totals	200	25-62	18-22	33	10	11	21	71

Percentages: FG-.403. FT-.818. 3FG-.158. 3-19 (Tillis 1-3, Beard 1-4, Schweitzer 1-7, Matyasovsky 0-1, Gingrich 0-1, Craig 0-3). **Halftime:** DU 42, MSU 36. **Att:** 10,941. **Officials:** Bob Trammell, Eric Larson, Judy Stroud.

2001

#15 Missouri State 104
Washington 87

NCAA West Regional Final
March 26, 2001 ▶ Spokane, Wash.
Spokane Arena

SPOKANE, Wash. — Missouri State claimed the West Regional crown and its second Final Four berth in a decade with a resounding 104-87 victory over Washington. Jackie Stiles, the West Regional's MVP, poured home 32 points, while Tara Mitchem enjoyed a perfect shooting night en route to a 23-point effort. Mitchem was 7-of-7 from the floor and 6-of-6 from the free throw line, while the Lady Bears shot 86.7 percent (26-of-30) as a team from the charity stripe. Erika Rante notched her third double-double of the year with a 16-point, 11-rebound performance for the Lady Bears, who sprinted out to a 51-33 halftime lead and cruised to victory.

UW (87)	min	fg-a	ft-a	rb	a	st	pf	tp
Loree Payne	27	5-9	4-6	0	3	0	1	17
LeAnn Sheets	30	3-7	6-9	5	0	0	2	12
Andrea Lalum	28	4-9	4-4	3	4	1	3	12
Giuliana Mendiola	31	4-11	0-2	8	2	0	4	8
Megan Franza	31	2-11	7-9	0	6	3	4	12
Sarah Duncan	0+	0-0	0-0	0	0	0	0	0
Emily Autrey	4	0-1	0-0	0	0	0	1	0
Kellie O'Neill	18	6-8	1-1	7	0	3	4	14
Gioconda Mendiola	11	4-6	0-0	2	0	2	2	10
Jill Pimley	13	1-3	0-0	0	2	1	2	2
Carli Halpenney	0+	0-0	0-0	0	0	0	0	0
Heather Reichmann	0+	0-0	0-0	0	0	0	0	0
Cheryl Sorenson	7	0-0	0-0	0	0	0	0	0
Team				2				
Totals	200	29-65	22-31	27	17	10	23	87

Percentages: FG-.446. FT-.710. 3FG-.304. 7-23 (Payne 3-6, Gio. Mendiola 2-3, O'Neill 1-1, Franza 1-4, Pimley 0-1, Autrey 0-1, Lalum 0-3, Giu. Mendiola 0-4).

MSU (104)	min	fg-a	ft-a	rb	a	st	pf	tp
Tara Mitchem	36	7-7	6-6	3	4	1	1	23
Carly Deer	35	2-6	5-6	10	5	3	4	9
Erika Rante	34	8-10	0-1	11	2	1	4	16
Jackie Stiles	32	11-22	6-6	2	1	0	5	32
Melody Campbell	27	2-3	0-0	3	8	0	4	4
Kinga Kiss	3	0-0	4-5	1	0	0	1	4
Erica Vicente	15	2-2	5-6	2	4	1	2	9
Stephanie Busbey	0+	0-0	0-0	0	0	0	0	0
Morgan Hohenberger	5	2-4	0-0	0	0	0	0	5
Tiny McMorris	1	0-0	0-0	0	0	0	0	0
Ann Cavey	12	1-2	0-0	1	1	0	4	2
Team				5				
Totals	200	35-56	26-30	37	25	6	25	104

Percentages: FG-.625. FT-.867. 3FG-.533. 8-15 (Stiles 4-8, Mitchem 3-3, Hohenberger 1-1, Deer 0-3). **Halftime:** MSU 51, UW 33. **Att:** 11,144. **Officials:** June Courteau, Randy Campbell, Bonita Spence.

2001

#9 Purdue 81
#15 Missouri State 64

NCAA Final Four National Semifinal
March 30, 2001 ▶ St. Louis, Mo.
Scottrade Center



ST. LOUIS — After traversing the country from east to west, Missouri State found itself just three hours from Springfield at the NCAA Final Four, which featured defending national champion Connecticut, Notre Dame and Purdue, the Lady Bears' opponent in the semifinal game at Scottrade Center. MSU gave the ninth-ranked Boilermakers all they could handle until fatigue and an overpowering rebounding effort by Purdue took its toll. The two teams traded blows early in the contest until Purdue closed the first half with an 18-7 run to take a 47-30 lead into the locker room. The Boilers shot 54 percent from the floor and outrebounded MSU 22-12 in the first stanza while holding Jackie Stiles, the tourney's scoring leader, to just seven points. The Lady Bears closed the gap to 11 points five times in the second half but could get no closer as Purdue finished with a 47-29 advantage on the boards and closed out a 17-point victory to advance to the national championship game for the second time in its history.

MSU (64)	min	fg-a	ft-a	rb	a	st	pf	tp
Tara Mitchem	34	4-9	2-2	4	2	1	3	11
Carly Deer	34	4-7	0-0	2	2	0	4	11
Erika Rante	20	2-3	0-0	5	2	0	4	4
Jackie Stiles	37	7-21	8-9	4	2	0	2	22
Melody Campbell	25	1-3	0-0	2	2	2	5	2
Kinga Kiss	5	0-0	0-0	1	0	0	1	0
Erica Vicente	14	3-8	2-5	2	3	2	2	8
Stephanie Busbey	1	1-1	0-1	0	0	0	0	2
Dzenata Kadric	1	0-0	0-0	1	0	0	0	0
Morgan Hohenberger	7	0-1	0-0	0	0	0	1	0
Tiny McMorris	1	0-0	0-0	0	0	0	0	0
Ann Cavey	21	2-3	0-0	3	1	0	1	4
Team				7				
Totals	200	24-56	12-17	29	14	5	23	64

Percentages: FG-.429. FT-.706. 3FG-.364. 4-11 (Mitchem 1-3, Deer 3-5, Stiles 0-3).

PU (81)	min	fg-a	ft-a	rb	a	st	pf	tp
Shalicia Hurns	34	4-8	1-2	12	0	2	1	9
Shereka Wright	34	4-9	2-4	6	3	1	2	11
Camille Cooper	23	7-10	2-4	10	1	0	5	16
Kelly Komara	35	3-13	6-8	3	3	2	2	13
Katie Douglas	37	8-15	6-9	7	2	2	0	25
Lindsey Hicks	0	0-1	0-0	0	0	1	0	0
Shinika Parks	16	2-4	0-0	3	2	1	1	4
Beth Jones	1	0-0	0-0	1	0	0	0	0
Candi Crawford	16	1-4	1-2	3	0	0	2	3
Mo-nique Langston	1	0-0	0-0	0	0	0	1	0
Mary Jo Noon	2	0-0	0-0	1	0	0	1	0
Team				1				
Totals	200	29-65	18-29	47	11	9	15	81

Percentages: FG-.446. FT-.621. 3FG-.455. 5-11 (Wright 1-2, Komara 1-4, Douglas 3-5). **Halftime:** PU 47, MSU 30. **Att:** 20,551. **Officials:** Dennis Demayo, Wesley Dean, Nan Sisk.





2016

**#18 Texas A&M 74
Missouri State 65**

NCAA Dallas Regional First Round
March 19, 2016 ▸ College Station, Texas
Reed Arena

COLLEGE STATION, Texas — Missouri State trailed fourth-seeded Texas A&M by two points at halftime before the home team connected on 13 of 18 shots in the third quarter to separate themselves on the way to a 74-65 win. Missouri State led for more than four minutes in the first half despite shooting 25 percent from the floor, forcing 17 Aggie turnovers before the break and 24 in the game. MSU shot 59 percent in the fourth period to cut the final margin to single digits, and Tyonna Snow led the scoring with 22 points while setting Missouri State's single season record with 109 steals. Texas A&M's Anriel Howard set an NCAA Tournament record with 27 rebounds.

MSU (65)	min	fg-a	ft-a	rb	a	st	pf	tp
Danielle Gitzen	22	3-8	0-0	3	1	1	2	6
Kenzie Williams	33	6-19	3-5	8	3	4	3	18
Hillary Chvatal	23	3-4	1-2	3	0	0	2	8
Audrey Holt	29	0-3	1-2	4	1	1	2	1
Tyonna Snow	28	8-19	6-9	2	1	2	2	22
Lexi Hughes	16	1-4	0-2	3	2	2	1	3
Lee Ann Polowy	4	0-0	0-0	0	0	0	1	0
Liza Fruendt	20	2-11	0-0	0	1	2	1	5
Rachel Swartz	4	1-1	0-0	1	0	0	0	2
Onye Osemenam	17	0-2	0-0	3	0	2	1	0
Grace Vander Weide	4	0-0	0-0	0	1	0	3	0
Team								8
Totals	200	24-71	11-20	35	10	14	18	65

Percentages: FG-.338. FT-.550. 3FG-.316, 6-19 (Williams 3-6, Fruendt 1-6, Hughes 1-3, Chvatal 1-2, Holt 0-2).

TAMU (74)	min	fg-a	ft-a	rb	a	st	pf	tp
Khaalia Hillsman	26	3-4	0-0	8	0	0	1	6
Anriel Howard	30	3-8	3-3	27	1	0	2	9
Chelsea Jennings	27	7-17	1-2	4	0	1	2	15
Jordan Jones	30	1-3	0-3	5	6	0	1	2
Courtney Walker	32	11-21	7-7	4	0	0	2	29
Taylor Cooper	6	1-1	0-0	0	0	0	2	3
Curtyce Knox	12	0-0	1-2	0	4	1	1	1
Danni Williams	13	2-7	0-0	0	0	0	2	6
Jasmine Lumpkin	10	0-0	0-0	1	0	0	1	0
Rachel Mitchell	14	1-2	1-2	5	0	0	4	3
Team								1
Totals	200	29-63	13-19	55	11	2	18	74

Percentages: FG-.460. FT-.684. 3FG-.600, 3-5 (Williams 2-3, Cooper 1-1, Jennings 0-1). Halftime: TAMU 25, MSU 23. Att: 4,040. Officials: Jesse Dickerson, Angie Enlund, Richard Waters.

2019

**Missouri State 89
#24 DePaul 78**

NCAA Chicago Region First Round
March 23, 2019 ▸ Ames, Iowa
Hilton Coliseum

AMES, Iowa — The 11th-seeded Missouri State Lady Bears shot 53 percent and buried 11 3-pointers to knock off sixth-seeded DePaul, 89-78, for their first NCAA Tournament victory since 2001. Danielle Gitzen and Alexa Willard scored 20 points apiece, each surpassing the 1,000-point mark for their careers, while Elle Ruffridge poured in a career-high 15 points in her home state. The Lady Bears opened the second quarter on a 5-0 run and never trailed again, leading by as many as 11 in the first half and expanding the margin to 80-59 midway through the fourth period.

MSU (89)	min	fg-a	ft-a	rb	a	st	pf	tp
Danielle Gitzen	32	7-15	4-8	8	6	0	1	20
Abby Hipp	22	4-5	0-0	2	1	1	1	9
Brice Calip	30	2-6	8-9	5	3	1	1	12
Alexa Willard	28	9-17	0-0	4	2	0	0	20
Jasmine Franklin	22	2-4	0-0	6	0	2	4	4
Elle Ruffridge	24	5-7	2-2	0	1	1	1	15
Sydney Wilson	19	0-1	0-0	6	2	0	0	0
Mya Bhinhar	7	1-1	0-0	2	2	1	2	3
Sydney Manning	11	2-3	0-0	1	0	0	1	6
Emily Gartner	5	0-2	0-0	3	1	0	1	0
Team								5
Totals	200	32-61	14-19	42	18	6	12	89

Percentages: FG-.525. FT-.737. 3FG-.550, 11-20 (Ruffridge 3-5, Willard 2-5, Gitzen 2-3, Manning 2-3, Calip 0-2, Hipp 1-1, Bhinhar 1-1).

DPU (78)	min	fg-a	ft-a	rb	a	st	pf	tp
Ashton Millender	36	6-13	1-2	3	5	0	3	17
Maya Stovall	7	2-2	0-0	1	0	0	2	4
Kelly Campbell	31	2-6	0-0	4	3	2	2	5
Chante Stonewall	36	7-18	2-4	11	3	3	4	17
Mart'e Grays	28	3-9	3-4	6	1	0	2	9
Rebekah Dahlman	4	1-2	0-0	0	2	2	3	2
Lexi Held	15	3-7	0-0	1	3	2	1	7
Sonya Morris	20	4-7	0-0	2	2	2	3	10
Jolene Daninger	0+	0-0	0-0	0	0	0	0	0
Dee Bekelja	10	1-4	0-0	1	0	0	1	2
Tanita Allen	13	2-5	0-0	1	0	0	0	5
Team								1
Totals	200	31-73	6-10	31	19	11	21	78

Percentages: FG-.425. FT-.600. 3FG-.286, 10-35 (Millender 4-9, Stonewall 1-7, Morris 2-4, Campbell 1-4, Held 1-4, Grays 0-3, Allen 1-2, Dahlman 0-1, Bekelja 0-1). Halftime: MSU 42, DPU 33. Att: 6,503. Officials: Maj Forsberg, Tim Daley, Kristi Vera.

Assists - Tournament Career

1. Tina Robbins (12 G, 1991-92-93-94) 33
2. Melody Campbell (8 G, 1998-99-00-01) 34
3. Tina Robbins (12 G, 1991-92-93-94) 29
4. Secelia Winkfield (10 G, 1991-92-93) 28
5. Carly Deer (9 G, 1998-99-00-01) 26
- Brice Calip (8 G, 2019-21-22) 26

Assists - Single Tournament

1. Tina Robbins (5 G, 1992) 29
2. Melody Campbell (5 G, 2001) 21
3. Erica Vicente (5 G, 2001) 14
4. Tara Mitchem (5 G, 2001) 13
5. Carly Deer (5 G, 2001) 13

Assists - Tournament Game

1. 12, Melody Campbell vs. Auburn (3/17/00)
2. 9, Tina Robbins vs. Ole Miss (3/28/92)
3. 8, Melody Howard vs. Oklahoma State (3/17/93)
4. 8, Melody Campbell vs. Washington (3/26/01)
5. 7, Secelia Winkfield at Maryland (3/20/93)

Assists - Team Game

1. 27 vs. Tennessee Tech (3/13/19)
2. 25 vs. Washington (3/26/01)
3. 23 vs. Oklahoma State (3/17/93)
4. 21 vs. Auburn (3/17/00)
5. 20 vs. Toledo (3/17/01)

Steals - Tournament Career

1. Tina Robbins (12 G, 1991-92-93-94) 26
2. Carly Deer (9 G, 1998-99-00-01) 22
3. Secelia Winkfield (10 G, 1991-92-93) 19
4. Melody Howard (12 G, 1991-92-93-94) 15
5. Brice Calip (8 G, 2019-21-22) 14
6. LaTanya Davis (8 G, 1993-94-95-96) 13

Steals - Single Tournament

1. Tina Robbins (5 G, 1992) 13
2. Carly Deer (5 G, 2001) 11
3. Secelia Winkfield (3 G, 1993) 10
4. Melody Campbell (5 G, 2001) 8
- Melody Howard (5 G, 1992) 8

Steals - Tournament Game

1. 7, Kari Koch at Texas Tech (3/23/03)
2. 5, Secelia Winkfield vs. Oklahoma State (3/17/93)
- 5, Lisa Davies at Colorado (3/18/95)
- 5, Jenni Lingor at Texas Tech (3/23/03)
- 5, Mariah White vs. Florida State (3/17/22)
6. 4, by 5 players on 8 occasions

Steals - Team Game

1. 14 vs. Western Kentucky (4/4/92)
- 14 vs. Auburn (3/17/00)
- 14 at Texas A&M (3/19/16)
4. 13 vs. Notre Dame (3/13/98)
- 13 vs. UC Davis (3/22/21)

Games Played - Tournament Career

1. Tina Robbins (1991-92-93-94) 12
- Melody Howard (1991-92-93-94) 12
- Julie Howard (1992-93-94-95) 12
4. Secelia Winkfield (1991-92-93) 10
5. Carly Deer (1998-99-00-01) 9
- Jackie Stiles (1998-99-00-01) 9

Games Played - Single Tournament

5, by Tonya Baucom Julie Howard, Melody Howard, Heidi Muller, Tina Robbins, Charity Shira, Angenette Sumrall and Secelia Winkfield in 1992; and Melody Campbell, Ann Cavey, Carly Deer, Tara Mitchem, Erika Rante, Jackie Stiles, and Erica Vicente in 2001

Other Individual Records

Blocked Shots - 4
Abi Jackson vs. Ohio State (3/19/22)

Other Team Records

Blocked Shots - 8 vs. Florida State (3/17/22)
Turnovers - 29 vs. Western Kentucky (4/4/92)

Kenzie Williams
vs. Texas A&M





2019

Missouri State 69 #13 Iowa State 60

NCAA Chicago Region Second Round
March 25, 2019 ▶ Ames, Iowa
Hilton Coliseum

AMES, Iowa — Missouri State pulled the biggest upset of the 2019 NCAA Tournament with a 69-60 victory at third-seeded Iowa State, advancing to the Sweet 16 for the fourth time in school history with a school-record 10th consecutive road victory. The win also marked the Lady Bears' 16th straight away from home, and 24th win in the last 26 games. MSU's 30-23 second-quarter lead shrunk to one point shortly after halftime, and the Lady Bears responded with a 10-0 run to lead 43-32. ISU countered with a 9-0 run but never retook the lead, with Sydney Manning's 3-pointer with 3:37 left providing a 60-54 margin late. The Lady Bears led by multiple possessions to the finish, holding the high-scoring Cyclones to nearly 20 points below their season average and 2-for-17 from beyond the arc.

MSU (69)	min	fg-a	ft-a	rb	a	st	pf	tp
Danielle Gitzen	31	3-11	3-4	6	5	0	2	10
Abby Hipp	25	5-6	0-0	4	2	0	4	11
Brice Calip	30	2-11	3-4	5	5	2	1	7
Alexa Willard	34	7-15	0-0	5	0	1	1	17
Jasmine Franklin	22	2-4	0-0	7	0	2	4	4
Elle Ruffridge	16	2-4	2-2	0	1	0	0	7
Sydney Wilson	13	1-4	0-0	3	1	0	2	2
Mya Bhinhar	5	0-0	0-0	1	0	0	1	0
Sydney Manning	12	1-1	4-4	0	0	0	0	7
Emily Gartner	12	2-5	0-0	5	0	0	1	4
Team				1				
Totals	200	25-61	12-14	37	14	5	16	69

Percentages: FG-.410. FT-.857. 3FG-.389, 7-18 (Willard 3-6, Gitzen 1-5, Ruffridge 1-2, Wilson 0-2, Hipp 1-1, Manning 1-1, Calip 0-1).

ISU (60)	min	fg-a	ft-a	rb	a	st	pf	tp
Madison Wise	29	0-6	2-2	1	0	0	0	2
Bridget Carlton	40	10-16	10-10	10	1	1	2	31
Ashley Joens	37	3-15	3-4	5	3	0	4	9
Kristin Scott	27	4-8	0-1	6	1	0	1	8
Alexa Middleton	36	4-11	0-0	5	5	2	2	9
Rae Johnson	7	0-1	0-0	1	0	0	0	0
Adriana Camber	8	0-0	0-0	1	0	0	1	0
Ines Nezerwa	5	0-0	1-2	2	1	0	0	1
Meredith Burkhall	11	0-2	0-0	4	1	0	0	1
Team				3				
Totals	200	21-59	16-19	38	12	3	11	60

Percentages: FG-.356. FT-.842. 3FG-.118, 2-17 (Joens 0-5, Wise 0-4, Carleton 1-2, Middleton 1-2, Scott 0-2, Johnson 0-1, Burkhall 0-1). **Halftime:** MSU 33, ISU 30. **Att:** 5,809. **Officials:** Maj Forsberg, Kyle Bacon, Katie Lukanich.

2019

#6 Stanford 55 Missouri State 46

NCAA Chicago Region Semifinal
March 30, 2019 ▶ Chicago, Ill.
Wintrust Arena

CHICAGO — Missouri State's magical season came to an end with a 55-46 Sweet 16 loss to second-seeded Stanford in a defensive struggle. The Lady Bears held the Cardinal to 25 percent shooting and 3-for-29 from 3-point range, but shot just 25 percent themselves in their first loss away from Springfield in 111 days. MSU never led and scored season-low 19 first-half points, but remained within one possession as late as a 38-35 score with 11 minutes remaining. Stanford pushed its lead to 13 points in the fourth quarter, and the Lady Bears clawed back to a 49-44 deficit with 2:09 remaining but could not break through. Danielle Gitzen scored a game-high 14 points in her final game, and Jasmine Franklin collected a double-double with 11 points and 10 boards.

MSU (46)	min	fg-a	ft-a	rb	a	st	pf	tp
Abby Hipp	20	1-3	0-0	4	0	0	0	2
Jasmine Franklin	20	3-7	5-8	10	0	1	5	11
Danielle Gitzen	30	6-17	2-2	8	0	2	3	14
Brice Calip	26	2-10	2-2	3	1	1	3	7
Alexa Willard	26	1-11	0-0	2	0	0	1	2
Elle Ruffridge	10	0-0	0-0	1	0	0	1	0
Sydney Schultz	0+	0-0	0-0	0	0	0	0	0
Sydney Wilson	19	1-2	3-4	4	0	1	2	6
Mya Bhinhar	15	0-1	0-0	1	2	0	0	0
Bri Ellis	0+	0-0	0-0	0	0	0	0	0
Sydney Manning	14	0-3	0-0	1	0	0	1	0
Emily Gartner	20	2-9	0-0	8	1	1	3	4
Team				5				
Totals	200	32-61	14-19	42	18	6	12	46

Percentages: FG-.525. FT-.737. 3FG-.550, 11-20 (Ruffridge 3-5, Willard 2-5, Gitzen 2-3, Manning 2-3, Calip 0-2, Hipp 1-1, Bhinhar 1-1).

STAN (55)	min	fg-a	ft-a	rb	a	st	pf	tp
Alanna Smith	25	3-7	7-10	6	2	0	4	13
Maya Dodson	22	0-4	2-2	7	0	2	1	2
Dijonai Carrington	27	2-11	2-4	5	0	2	4	6
Kiana Williams	39	3-17	3-4	5	2	5	1	9
Lacie Hull	21	0-2	0-0	4	1	0	1	0
Shannon Coffee	17	3-7	0-0	6	1	0	4	7
Anna Wilson	21	4-7	2-2	2	0	0	3	11
Alyssa Jerome	6	0-3	0-0	5	0	0	0	0
Lexie Hull	22	2-10	2-2	9	2	0	1	7
Mikaela Brewer	0+	0-0	0-0	0	0	0	0	0
Estella Moschkau	0+	0-0	0-0	0	0	0	0	0
Jenna Brown	0+	0-0	0-0	1	0	0	0	0
Team				5				
Totals	200	17-68	18-24	55	8	9	19	55

Percentages: FG-.250. FT-.750. 3FG-.103, 3-29 (Williams 0-11, Le. Hull 1-4, Coffee 1-3, Wilson 1-3, Carrington 0-3, Jerome 0-2, La. Hull 0-2, Smith 0-1). **Halftime:** STAN 28, MSU 19. **Att:** 7,715. **Officials:** Jennifer Rezac, Doug Knight, Michael Price.



Danielle Gitzen vs. Stanford, 2019



2021

#20 Missouri State 70
UC Davis 51

NCAA Alamo Region First Round
March 22, 2021 ▶ San Antonio, Texas
Bill Greehey Arena

SAN ANTONIO, Texas — Jasmine Franklin scored 17 points and grabbed a Missouri State NCAA Tournament-record 18 rebounds, Brice Calip tallied a game-high 18 points, and the fifth-seeded Lady Bears dominated the final 17 minutes for a 70-51 victory over 12th-seeded UC Davis. The Lady Bears led 29-14 midway through the second quarter, UC Davis rallied to lead 34-33 in the third period, and Missouri State responded with a 17-0 run over the next eight-plus minutes to put the game away. MSU owned a 53-32 rebounding lead, including a 29-11 margin in the second half.

MSU (70)	min	fg-a	ft-a	rb	a	st	pf	tp
Abby Hipp	16	2-8	0-0	5	1	2	0	4
Jasmine Franklin	31	6-14	5-8	18	0	4	3	17
Brice Calip	36	6-17	4-5	7	1	3	0	18
Sydney Wilson	24	2-5	0-0	3	2	0	2	5
Mya Bhinhar	19	0-2	0-0	1	2	0	2	0
Abi Jackson	13	2-6	0-0	1	0	1	2	4
Elle Ruffridge	26	3-5	4-4	5	2	1	2	12
Sydney Manning	23	1-5	1-4	8	2	2	0	4
Emily Gartner	9	3-5	0-0	2	0	0	0	6
Paige Rocca	3	0-0	0-0	0	0	0	0	0
Team				3				
Totals	200	25-67	14-21	53	10	13	11	70

Percentages: FG-.373, FT-.667, 3FG-.400, 6-15 (Ruffridge 2-4, Calip 2-3, Wilson 1-3, Manning 1-2, Hipp 0-1, Jackson 0-1, Gartner 0-1).

UCD (51)	min	fg-a	ft-a	rb	a	st	pf	tp
Kayla Konrad	39	5-14	0-0	1	1	0	1	13
Cierra Hall	38	4-8	2-3	8	4	3	4	14
Sage Stobbart	34	2-11	0-0	6	0	1	1	5
Mackenzie Trpcic	38	1-8	0-0	8	6	2	4	3
Evanne Turner	35	6-16	0-0	5	3	0	5	16
Mazatlan Harris	7	0-0	0-0	1	0	0	0	0
Lena Svanholm	3	0-0	0-0	0	0	0	1	0
Emma Gibb	1	0-0	0-0	0	0	0	1	0
Allie Carreon	1	0-0	0-0	0	0	0	0	0
Bria Shine	4	0-1	0-0	0	0	0	0	0
Team				3				
Totals	200	18-58	2-3	32	14	6	17	51

Percentages: FG-.310, FT-.667, 3FG-.419, 13-31 (Turner 4-10, Hall 4-6, Konrad 3-6, Stobbart 1-5, Trpcic 1-3, Shine 0-1).
Halftime: MSU 33, UCD 25. Att: ---. Officials: Brenda Pantoja, Cameron Inouye, Roy Gulbeyan.

2021

#20 Missouri State 64
Wright State 39

NCAA Alamo Region Second Round
March 24, 2021 ▶ San Antonio, Texas
UTSA Convocation Center

SAN ANTONIO, Texas — Elle Ruffridge scored 17 of her career-high 20 points in the second half and Jasmine Franklin had a double-double in her third straight NCAA Tournament game to send the Lady Bears to the Sweet 16 for a second consecutive tournament. Missouri State used a 17-3 run around halftime to turn a 19-all tie into a 36-22 lead on the way to a 19th straight victory. Ruffridge tied an MSU NCAA record with five treys - including four in the final quarter - and the defense's 39 points allowed was the fewest in the school's 33-game tournament history.

MSU (64)	min	fg-a	ft-a	rb	a	st	pf	tp
Abby Hipp	22	2-3	1-2	2	3	1	1	5
Jasmine Franklin	32	4-15	3-4	11	1	0	2	11
Brice Calip	33	2-9	5-5	7	6	0	0	9
Sydney Wilson	17	1-5	2-2	4	1	0	4	5
Mya Bhinhar	22	2-3	0-0	8	2	1	0	5
Elle Ruffridge	28	7-11	1-2	2	1	2	1	20
Abi Jackson	10	1-4	0-0	1	0	2	2	2
Sydney Manning	17	1-2	0-0	1	0	1	0	3
Emily Gartner	15	1-6	2-2	3	0	0	3	4
Dani Winslow	2	0-0	0-0	1	0	0	0	0
Paige Rocca	2	0-0	0-0	0	0	0	0	0
Bri Ellis	1	0-0	0-0	1	0	0	0	0
Team				6				
Totals	200	21-58	14-17	47	14	7	13	64

Percentages: FG-.362, FT-.824, 3FG-.500, 8-16 (Ruffridge 5-7, Wilson 1-3, Calip 0-2, Bhinhar 1-1, Manning 1-1, Gartner 0-1, Jackson 0-1).

WSU (39)	min	fg-a	ft-a	rb	a	st	pf	tp
Jada Wright	25	0-0	0-2	4	0	0	2	0
Tyler Frierson	16	1-3	0-0	3	0	3	4	2
Jada Roberson	18	2-8	1-2	3	0	1	0	5
Emani Jefferson	30	3-8	1-2	6	3	0	3	8
Angel Baker	35	3-14	3-4	4	0	0	3	10
Shamarre Hale	18	4-5	2-4	4	0	0	3	10
Destyne Jackson	20	0-4	0-0	0	1	2	2	0
Diamond Stokes	4	0-0	0-0	0	0	0	0	0
Channing Chappell	9	0-2	0-0	1	0	0	0	0
Alexis Stover	12	1-2	0-0	1	0	0	1	3
K.K. White	7	0-2	0-0	0	0	1	0	0
Nia Sumpter	5	0-1	1-3	2	0	0	0	1
Gabi Redden	2	0-1	0-0	0	0	0	0	0
Team				3				
Totals	200	14-52	8-15	31	4	7	18	39

Percentages: FG-.269, FT-.533, 3FG-.167, 3-18 (Baker 1-5, Jefferson 1-3, Stover 1-2, White 0-2, Chappell 0-2, Jackson 0-2, Roberson 0-1, Sumpter 0-1). Halftime: MSU 24, WSU 19. Att: ---. Officials: Michael McConnell, Tiffany Bird, Brian Garland.

2021

#2 Stanford 89
#20 Missouri State 62

NCAA Alamo Region Semifinal
March 28, 2021 ▶ San Antonio, Texas
Alamodome

SAN ANTONIO, Texas — Stanford jumped ahead 15-3 after six minutes and hit 15 3-pointers in the contest to end MSU's 19-game win streak. The Lady Bears tied a school record for fewest losses and posted the second-best winning percentage in school history at .885 with a 23-3 final record. Jasmine Franklin hauled in 13 rebounds - setting both MSU single-tournament and career record for NCAA tourney rebounds, and Elle Ruffridge hit four treys and scored a game-high 18 points against the eventual national champions. Brice Calip had four assists to break MSU's season record with a 2.82 assist-to-turnover ratio.

MSU (62)	min	fg-a	ft-a	rb	a	st	pf	tp
Jasmine Franklin	28	1-10	6-8	13	0	1	3	8
Emily Gartner	16	2-6	2-2	7	0	0	0	6
Brice Calip	32	3-10	2-4	4	4	2	2	9
Sydney Wilson	31	0-3	2-4	3	2	0	1	2
Mya Bhinhar	19	0-3	0-0	2	2	0	2	0
Abby Hipp	15	3-8	0-0	2	1	0	0	7
Elle Ruffridge	22	7-9	0-0	3	2	0	2	18
Abi Jackson	21	4-11	1-2	4	0	0	2	11
Sydney Manning	15	0-3	1-2	3	0	0	0	1
Bri Ellis	1	0-1	0-0	0	0	0	0	0
Team				2				
Totals	200	20-64	14-22	43	11	3	12	62

Percentages: FG-.313, FT-.636, 3FG-.533, 8-15 (Ruffridge 4-5, Jackson 2-4, Calip 1-3, Hipp 1-1, Ellis 0-1, Gartner 0-1).

STAN (89)	min	fg-a	ft-a	rb	a	st	pf	tp
Cameron Brink	9	3-4	0-0	3	0	0	3	7
Anna Wilson	32	5-6	2-3	6	2	3	2	13
Lexie Hull	15	2-9	4-4	1	1	1	2	9
Kiana Williams	30	6-12	0-0	4	4	1	1	16
Haley Jones	23	4-7	2-4	8	5	1	1	11
Ashten Prechtel	23	3-9	0-0	10	5	0	0	8
Lacie Hull	16	0-3	0-0	5	3	0	1	0
Francesca Belibi	15	4-8	0-2	5	0	1	1	8
Hannah Jump	16	6-9	0-0	1	2	1	1	17
Alyssa Jerome	10	0-4	0-0	0	1	0	0	0
Jana Van Gytenbeek	6	0-0	0-0	0	0	0	0	0
Agnes Emma-Nnopus	6	0-0	0-0	1	1	0	0	0
Team				1				
Totals	200	33-71	8-13	45	24	8	12	89

Percentages: FG-.465, FT-.615, 3FG-.469, 15-32 (Williams 4-8, Jump 5-7, Le. Hull 1-5, Prechtel 2-3, Jerome 0-3, Jones 1-2, La. Hull 0-2, Brink 1-1, Wilson 1-1). Halftime: STAN 49, MSU 26. Att: 1,072. Officials: Gina Cross, Kevin Pethel, Brian Woods.

Celebration vs. Wright State





2022

Missouri State 61
Florida State 50

NCAA Spokane Region First Four Round
March 17, 2022 ▶ Baton Rouge, La.
Maravich Assembly Center

BATON ROUGE, La. — Missouri State hit the 25-win mark on the season and advanced to the NCAA First Round with a 61-50 First Four round victory over Florida State. The Lady Bears jumped out to a fast start in Baton Rouge, leading 14-1 in the first quarter, but Florida State eventually gained momentum as they scored the first 15 points of the second quarter. MSU's Mya Bhinhar hit a three-pointer with :16 remaining to tie the game at 29 points each heading into the half. Missouri State used a 6-0 run courtesy of Ifunanya Nwachukwu at the end of the third quarter to lead by 11 with just 10 minutes remaining. The Lady Bears survived one final push from Florida State to advance in the NCAA Tournament. Bhinhar led MSU with 12 points, while three other Lady Bears joined her with double figure scoring performances.

MSU (61)	min	fg-a	ft-a	rb	a	st	pf	tp
Abi Jackson	23	3-7	0-0	4	0	1	5	6
Jennifer Ezech	24	2-4	0-2	7	0	0	4	4
Brice Calip	35	3-14	1-4	7	3	2	1	7
Sydney Wilson	28	3-7	5-6	6	1	1	2	11
Mya Bhinhar	31	5-11	0-0	6	0	0	3	12
Ifunanya Nwachukwu	28	3-4	4-4	7	0	1	4	10
Mariah White	25	4-15	3-4	3	1	5	3	11
Isabelle Delarue	0+	0-0	0-0	0	0	0	0	0
Paige Rocca	6	0-1	0-0	0	1	1	1	0
Team				5				

Totals 200 23-63 13-20 45 6 11 23 61
Percentages: FG-.365. FT-.650. 3FG-.222, 2-9 (Bhinhar 2-3, Calip 0-3, Wilson 0-2, Rocca 0-1).

FSU (50)	min	fg-a	ft-a	rb	a	st	pf	tp
Erin Howard	20	0-5	0-0	2	0	0	1	0
River Baldwin	22	2-8	2-4	8	1	0	1	6
Sammie Puisis	18	1-3	0-0	5	0	0	0	3
O'Mariah Gordon	24	3-8	6-6	2	5	0	2	12
Morgan Jones	25	1-8	2-2	4	0	1	3	4
Sara Bejedi	16	2-5	2-4	1	0	0	0	7
Bianca Jackson	19	0-5	2-2	2	2	1	3	2
Kourtney Weber	18	1-2	2-2	1	0	1	1	4
Valencia Myers	19	2-7	0-0	5	1	1	4	4
Makayla Timpson	20	3-4	2-4	6	0	0	3	8
Team				5				

Totals 200 15-55 18-24 41 9 4 18 50
Percentages: FG-.273. FT-.750. 3FG-.200, 2-10 (Puisis 1-2, Bejedi 1-2, Jackson 0-3, Howard 0-2, Jones 0-1). **Halftime:** MSU 29, FSU 29. **Att:** 366. **Officials:** Lisa Jones, Roy Gulbeyan, Bruce Morris.

2022

#14 Ohio State 63
Missouri State 56

NCAA Spokane Region First Round
March 18, 2022 ▶ Baton Rouge, La.
Maravich Assembly Center

BATON ROUGE, La. — Missouri State women's basketball concluded their season with a 25-8 record following a 63-56 loss to No. 14 Ohio State in the First Round of the NCAA Tournament. Missouri State once again jumped out to an early lead in Baton Rouge, leading by nine after the first quarter. However, the Buckeyes found success from behind the arc in the second quarter to lead by five at the half. Both teams continued to swap leads with OSU going up by one point with :02 on the clock in the third period. The Lady Bears immediately answered with a four-point run to begin the final quarter, but Ohio State was able to retake the lead and force MSU to foul in the final minutes to end the Lady Bears' season. Brice Calip, the winningest Lady Bear of all-time, led MSU with 15 points and became the second Lady Bear in program history to record at least 1,700 points, 500 assists and 700 rebounds in a career. Abi Jackson broke the program's single-game NCAA record with four blocked shots, while Ifunanya Nwachukwu grabbed the second-most rebounds in an NCAA Tournament game in program history with 17 boards.

MSU (56)	min	fg-a	ft-a	rb	a	st	pf	tp
Abi Jackson	26	5-12	1-2	8	1	1	4	11
Jennifer Ezech	24	2-4	0-0	2	0	0	2	4
Brice Calip	32	5-13	5-6	5	3	3	2	15
Sydney Wilson	26	2-6	2-2	5	1	0	2	6
Mya Bhinhar	39	0-6	0-0	4	3	0	3	0
Ifunanya Nwachukwu	30	3-5	3-5	17	1	1	5	9
Mariah White	19	2-14	1-2	3	1	0	2	6
Paige Rocca	4	2-3	0-0	2	0	0	0	5
Team				5				

Totals 200 21-63 12-17 51 10 5 20 56
Percentages: FG-.333. FT-.706. 3FG-.500, 2-4 (White 1-1, Rocca 1-1, Bhinhar 0-2).

OSU (63)	min	fg-a	ft-a	rb	a	st	pf	tp
Rebeka Mikulasikova	18	2-7	1-2	3	1	0	3	6
Rikki Harria	16	1-4	1-2	2	0	0	3	4
Jacy Sheldon	40	7-12	10-12	6	5	5	2	25
Braxtin Miller	33	0-9	1-2	3	1	4	3	1
Taylor Mikesell	40	5-13	2-2	3	3	1	2	14
Taylor Thierry	26	1-2	3-4	5	0	2	2	5
Tanaya Beacham	22	3-9	2-4	5	1	1	3	8
Kateri Poole	5	0-0	0-2	0	0	0	0	0
Team				6				

Totals 200 19-56 20-30 33 11 13 18 63
Percentages: FG-.339. FT-.667. 3FG-.250, 5-20 (Mikesell 2-4, Mikulasikova 1-3, Harris 1-4, Sheldon 1-4, Miller 0-5). **Halftime:** OSU 31, MSU 26. **Att:** 7,890. **Officials:** Felicia Grinter, Alecia Murray, Mark Berger.



Mya Bhinhar
vs. Florida State, 2022



Date	Site	Seed	Opponent	W/L	Score	Point Leader	Rebound Leader	Assist Leader
3/13/91	Springfield, Mo.	8	#9 Tennessee Tech	W	94-64	M. Howard - 28	L. Dawson/M. Howard - 7	T. Robbins - 6
3/16/91	Knoxville, Tenn.	8	#1 Tennessee	L	47-55	S. Winkfield - 11	L. Dawson - 10	Three tied with 2
3/18/92	Springfield, Mo.	8	#9 Kansas	W	75-59	M. Howard - 19	T. Baucom - 7	Six tied with 1
3/22/92	Iowa City, Iowa	8	#1 Iowa	W	61-60 (OT)	M. Howard/T.Baucom - 12	T. Baucom - 6	K. Rapier - 4
3/26/92	Boulder, Colo.	8	#5 UCLA	W	83-57	M. Howard - 18	T. Robbins - 8	T. Robbins - 5
3/28/92	Boulder, Colo.	8	#2 Ole Miss	W	94-71	K. Rapier/C. Shira - 16	A. Sumrall - 11	T. Robbins - 9
4/4/92	Los Angeles, Calif.	8	#4 Western Kentucky	L	72-84	T. Robbins - 22	T. Baucom - 5	T. Robbins - 5
3/17/93	Springfield, Mo.	7	#10 Oklahoma State	W	86-71	T. Baucom - 32	T. Baucom/C. Murdock - 7	M. Howard - 8
3/20/93	College Park, Md.	7	#2 Maryland	W	86-82	T. Robbins - 26	L. Davis/C. Murdock - 4	S. Winkfield - 7
3/25/93	Nacogdoches, Texas	7	#6 Louisiana Tech	L	43-59	T. Baucom/ S. Winkfield - 11	T. Baucom - 6	T. Robbins - 2
3/16/94	Springfield, Mo.	6	#11 Northern Illinois	W	75-56	M. Howard - 23	C. Longstreth - 8	T. Robbins - 6
3/19/94	Charlottesville, Va.	6	#3 Virginia	L	63-67	M. Howard - 23	M. Howard - 7	J. Howard/M. Howard - 3
3/16/95	Boulder, Colo.	9	#8 Utah	W	49-47	L. Davis - 15	L. Davis - 13	Four tied with 2
3/18/95	Boulder, Colo.	9	#1 Colorado	L	34-78	L. Davies - 8	C. Longstreth - 8	K. Garst/C. Murdock - 2
3/16/96	Lawrence, Kan.	12	#5 Texas	L	55-73	J. McVay - 20	R. Reed - 10	J. McVay - 5
3/13/98	Lubbock, Texas	8	#9 Notre Dame	L	64-78	J. Stiles - 15	L. Davies - 6	S. Singer - 4
3/12/99	Fort Collins, Colo.	7	#10 UC Santa Barbara	W	72-70	J. Stiles - 18	R. Reed - 8	Three tied with 3
3/14/99	Fort Collins, Colo.	7	#2 Colorado State	L	70-86	J. Stiles - 28	T. Mitchem - 7	C. Deer - 5
3/17/00	State College, Pa.	10	#7 Auburn	L	74-78	J. Stiles - 30	C. Deer - 9	M. Campbell - 12
3/17/01	Piscataway, N.J.	5	#12 Toledo	W	89-71	T. Mitchem - 40	T. Mitchem - 8	E. Vicente - 5
3/19/01	Piscataway, N.J.	5	#4 Rutgers	W	60-53	J. Stiles - 32	C. Deer - 8	C. Deer - 3
3/24/01	Spokane, Wash.	5	#1 Duke	W	81-71	J. Stiles - 41	C. Deer - 11	M. Campbell - 5
3/26/01	Spokane, Wash.	5	#6 Washington	W	104-87	J. Stiles - 32	E. Rante - 11	M. Campbell - 8
3/30/01	St. Louis, Mo.	5	#3 Purdue	L	64-81	J. Stiles - 22	E. Rante - 5	E. Vicente - 3
3/23/03	Lubbock, Texas	15	#2 Texas Tech	L	59-67	K. Koch - 19	M. Tierney - 5	K. Koch - 4
3/21/04	South Bend, Ind.	12	#5 Notre Dame	L	65-69 (OT)	K. Koch/J. Lingor - 15	M. Tierney - 6	K.Koch/M.Hohenberger-4
3/19/06	West Lafayette, Ind.	13	#4 Purdue	L	52-73	K. Koch - 11	S. Klaassen - 6	T. Balerio/K. Koch - 3
3/19/16	College Station, Texas	13	#4 Texas A&M	L	65-74	T. Snow - 22	K. Williams - 8	K. Williams - 3
3/23/19	Ames, Iowa	11	#6 DePaul	W	89-78	D. Gitzen/A. Willard - 20	D. Gitzen - 8	D. Gitzen - 6
3/25/19	Ames, Iowa	11	#3 Iowa State	W	69-60	A. Willard - 17	J. Franklin - 7	B. Calip/D. Gitzen - 5
3/30/19	Chicago, Ill.	11	#2 Stanford	L	46-55	D. Gitzen - 14	J. Franklin - 11	M. Bhinhar - 2
3/22/21	San Antonio, Texas	5	#12 UC Davis	W	70-51	B. Calip - 18	J. Franklin - 18	Four tied with 2
3/24/21	San Antonio, Texas	5	#13 Wright State	W	64-39	E. Ruffridge - 20	J. Franklin - 11	B. Calip - 6
3/28/21	San Antonio, Texas	5	#1 Stanford	L	62-89	E. Ruffridge - 18	J. Franklin - 13	B. Calip - 5
3/17/22	Baton Rouge, La.	11	#11 Florida State	W	61-50	M. Bhinhar - 12	Three tied with 7	B. Calip - 3
3/19/22	Baton Rouge, La.	11	#6 Ohio State	L	56-63	B. Calip - 15	I. Nwachukwu - 17	M. Bhinhar/B. Calip - 3

Margin	1	2	3	4	5	6	7	8	9	10	11	12	13	14	15	16	17	18	19	20	21	22	23	24	25	26	27	28	29	30+
Win	1	2	-	1	-	-	1	-	1	1	2	-	-	-	1	2	1	1	2	-	-	-	1	-	1	-	-	-	-	1
Loss	-	-	-	3	-	-	1	2	2	-	-	1	-	1	-	2	1	1	-	-	1	-	-	-	-	-	1	-	-	1

NCAA TOURNAMENT TEAM STATISTICS

Year	G	FG-A	Pct.	3FG-A	Pct.	FT-A	Pct.	REB	Avg.	PF-D	A	ST	PTS	Avg.
Missouri State (19-17)	36	855-2006	.426	159-422	.377	584-799	.731	1305	36.3	675-52	484	294	2453	68.1
Opponents	36	878-2127	.413	139-504	.276	531-744	.714	1354	37.6	709-67	468	338	2426	67.4



Points - Individual Game

1. 56, Jackie Stiles vs. Evansville (3/10/00)
2. 52, Jackie Stiles at Baylor (12/2/98)
3. 49, Jackie Stiles vs. UNI (1/20/01)
4. 47, Jackie Stiles vs. Drake (3/10/01)
5. 46, Liza Fruendt at Drake (3/2/17)
6. 43, Jackie Stiles vs. UMKC (12/18/99)
- 43, Jackie Stiles vs. Bradley (2/25/00)
- 43, Jackie Stiles vs. Southern Illinois (2/9/01)
9. 42, Jackie Stiles vs. LSU (11/24/00)
10. 41, Melody Howard vs. Drake (2/19/94)
- 41, Jackie Stiles vs. Davidson (11/13/98)
- 41, Jackie Stiles at Evansville (1/13/01)
- 41, Jackie Stiles vs. Duke (3/24/01)
- 41, Tyonna Snow vs. Loyola (2/12/16)
15. 40, Jackie Stiles at Bradley (2/20/99)
- 40, Tara Mitchem vs. Toledo (3/17/01)
17. 39, Jackie Stiles at Wichita State (1/17/98)
- 39, Jackie Stiles vs. Iowa (12/7/00)
- 39, Jackie Stiles vs. Illinois State (1/6/01)
- 39, Jackie Stiles at UNI (2/18/01)
- 39, Tahnee Balerio vs. Oregon (12/16/06)
22. 38, Jackie Stiles vs. Arkansas State (11/24/98)
- 38, Jackie Stiles vs. Oregon (12/11/99)
- 38, Jackie Stiles vs. Texas Tech (11/25/00)
25. 37, Cindy Henderson at Claremore JC (1/20/75)
26. 36, Jaleshia Roberson at Drake (1/7/10)
- 36, Casey Garrison at Drake (1/29/11)
28. 35, Casey Garrison at Arkansas State (11/27/09)
- 35, Jackie Stiles vs. Wichita State (1/27/01)
- 35, Jackie Stiles vs. Drake (3/3/01)
- 35, Tahnee Balerio at Bradley (2/15/07)

Class Leaders

Single Game Points

- | | | |
|-----------|--|--|
| Freshman | 39, Jackie Stiles at Wichita State (1/17/98) | 33, Casey Garrison vs. W. Kentucky (12/7/09) |
| Sophomore | 52, Jackie Stiles at Baylor (12/2/98) | 41, Jackie Stiles vs. Davidson (11/13/98) |
| Junior | 56, Jackie Stiles vs. Evansville (3/10/00) | 46, Liza Fruendt at Drake (3/2/17) |
| Senior | 49, Jackie Stiles vs. UNI (1/20/01) | 47, Jackie Stiles vs. Drake (3/10/01) |

Total Points

Freshman	Jackie Stiles (1998)	618
	Casey Garrison (2009)	476
Sophomore	Jackie Stiles (1999)	823
	Casey Garrison (2010)	658
Junior	Jackie Stiles (2000)	890
	Casey Garrison (2011)	636
Senior	Jackie Stiles (2001)	1062
	Jenni Lingor (2005)	660

Scoring Average

	Gms.	Pts.	Avg.
Freshman	Jackie Stiles (1998)	30	618 20.6
	Casey Garrison (2009)	30	476 15.9
Sophomore	Jackie Stiles (1999)	32	823 25.7
	Jeanette Tendai (1984)	28	567 21.3
Junior	Jackie Stiles (2000)	32	890 27.8
	Tahnee Balerio (2007)	28	519 18.5
Senior	Jackie Stiles (2001)	35	1062 30.3
	Kari Koch (2006)	32	646 20.2

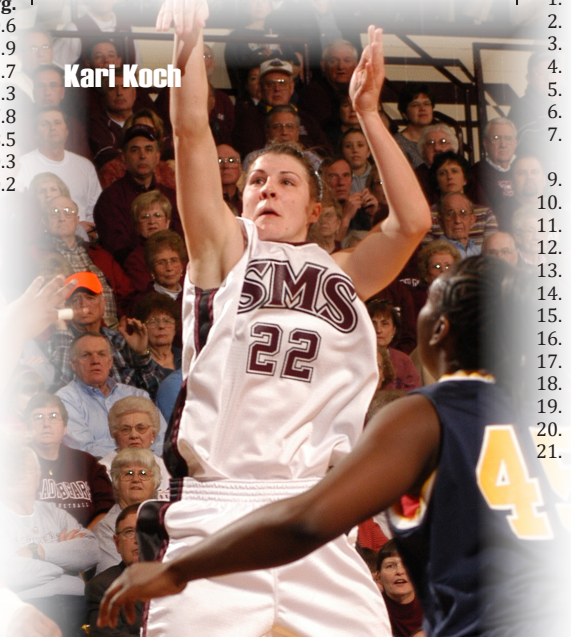
Points - Individual Season

1. Jackie Stiles (2001 - Sr.) 1062
2. Jackie Stiles (2000 - Jr.) 890
3. Jackie Stiles (1999 - So.) 823
4. Jenni Lingor (2005 - Sr.) 660
5. Casey Garrison (2010 - So.) 658
6. Kari Koch (2006 - Sr.) 646
7. Casey Garrison (2011 - Jr.) 636
8. Jackie Stiles (1998 - Fr.) 618
9. Jeanette Tendai (1984 - So.) 597
10. Melody Howard (1993 - Jr.) 587
11. Melody Howard (1994 - Sr.) 572
12. Tyonna Snow (2016 - Sr.) 570
13. Kari Koch (2004 - So.) 568
14. LaWaynta Dawson (1991 - Sr.) 520
15. Tahnee Balerio (2007 - Jr.) 519
16. Jeanette Tendai (1985 - Jr.) 518
- Liza Fruendt (2017 - Jr.) 518
18. Kenzie Williams (2015 - Jr.) 509
19. Liza Fruendt (2018 - Sr.) 505
20. Casey Garrison (2012 - Sr.) 501
21. Lynn Strubberg (1981 - So.) 500
22. Gail Beck (1981 - Jr.) 497
23. Roshonda Reed (1999 - Sr.) 493
24. Melody Howard (1992 - So.) 489
25. Alexa Willard (2020 - Sr.) 483
26. Jeanette Tendai (1986 - Sr.) 482
27. Casey Garrison (2009 - Fr.) 476
- Aniya Thomas (2023 - Sr.) 476
29. Kenzie Williams (2016 - Sr.) 475
30. Kelly Mago (1987 - Jr.) 473

Scoring Average - Individual Season

	Gms.	Pts.	Avg.
1. Jackie Stiles (2001 - Sr.)	35	1062	30.3
2. Jackie Stiles (2000 - Jr.)	32	890	27.8
3. Jackie Stiles (1999 - So.)	32	823	25.7
4. Jeanette Tendai (1984 - So.)	28	597	21.3
5. Jackie Stiles (1998 - Fr.)	30	618	20.6
6. Kari Koch (2006 - Sr.)	32	646	20.2
7. Jenni Lingor (2005 - Sr.)	33	660	20.0
8. Casey Garrison (2010 - So.)	33	658	19.9
9. Cindy Henderson (1975 - Sr.)	24	465	19.4
10. Melody Howard (1994 - Sr.)	30	572	19.1
11. Tahnee Balerio (2007 - Jr.)	28	519	18.54
12. Jeanette Tendai (1985 - Jr.)	28	518	18.50
13. Melody Howard (1993 - Jr.)	32	587	18.3
14. Casey Garrison (2011 - Jr.)	35	636	18.2
15. Joanie French (1978 - Sr.)	18	322	17.89
16. Jeanette Tendai (1986 - Sr.)	27	482	17.85
17. Kelly Mago (1988 - Sr.)	26	462	17.77
18. Kari Koch (2004 - So.)	32	568	17.75
19. Lynn Strubberg (1980 - Fr.)	24	424	17.7
20. Cindy Henderson (1974 - Jr.)	25	438	17.5

Kari Koch



Points - Individual Career

1. Jackie Stiles (1998-01) 3393
2. Casey Garrison (2009-12) 2271
3. Kari Koch (2002-06) 2073
4. Melody Howard (1991-94) 1944
5. Jenni Lingor (2002-05) 1884
6. Jeanette Tendai (1983-86) 1769
7. Brice Calip (2017-22) 1722
8. Liza Fruendt (2015-18) 1656
9. Kenzie Williams (2012-16) 1645
10. Lynn Strubberg (1980-83) 1641
11. Tyonna Snow (2013-16) 1611
12. Roshonda Reed (1996-99) 1540
13. Alexa Willard (2017-20) 1517
14. Kelly Mago (1985-88) 1482
15. Lisa Davies (1995-98) 1469
16. Christiana Shorter (2010-13) 1459
17. Cindy Henderson (1972-75) 1392
18. Karen Rapiere (1989-92) 1365
19. LaTanya Davis (1993-96) 1344
20. Secelia Winkfield (1990-93) 1333
21. Jaleshia Roberson (2009-12) 1314
22. Tahnee Balerio (2005-08) 1239
23. Sydney Wilson (2019-23) 1158
24. Tara Mitchem (1999-01) 1139
25. Jasmine Franklin (2019-22) 1122
26. Tina Robbins (1991-94) 1098
27. Sharon Zeilmann (1983-87) 1065
28. Cindy Castillon (1981-83) 1053
29. Sarah Klaassen (2002-06) 1045
30. Danielle Gitzen (2016-19) 1033
31. Jasmine Malone (2009-12) 1000
32. Tiff Terwelp (2005-08) 986
33. Gail Beck (1981-82) 965
34. Lexi Hughes (2014-17) 894
35. Lynne Miller (1983-84) 891
- Kimberly Scoggins (1987-91) 891
37. Sandy Meyer (1978-81) 889
38. Charitree Longstreth (1993-95) 883
39. LaWaynta Dawson (1990-91) 867
40. Cindy Hauter (1982-85) 865
41. Aubrey Buckley (2015-18) 838
42. Tonya Baucom (1992-93) 824
43. Patty Porter (1988-90) 815
44. Jessie McVay (1996-97) 810
45. Whitney Edie (2010-13) 801
46. Lacey Boshe (2009-12) 794
47. Karly Buer (2011-14) 773
48. Meg Tierney (2003-04) 731
49. Abby Hipp (2018-22) 720
50. Morgan Hohenberger (2001-04) 714

Scoring Average - Individual Career

	Gms.	Pts.	Avg.
1. Jackie Stiles (1998-01)	129	3393	26.1
2. Casey Garrison (2009-12)	130	2271	17.5
3. Kari Koch (2002-06)	122	2073	17.0
4. Jeanette Tendai (1983-86)	110	1769	16.1
5. Melody Howard (1991-94)	127	1944	15.3
6. Jenni Lingor (2002-05)	124	1884	15.2
7. LaWaynta Dawson (1990-91)	58	867	14.9
Aniya Thomas (2022-23)	32	476	14.9
9. Lynn Strubberg (1980-83)	115	1641	14.3
10. Jessie McVay (1996-97)	57	810	14.21
11. Gail Beck (1981-82)	68	965	14.19
12. Tonya Baucom (1992-93)	59	824	14.0
13. Roshonda Reed (1996-99)	112	1540	13.8
14. Kelly Mago (1985-88)	109	1482	13.596
15. Kenzie Williams (2012-16)	121	1645	13.595
16. Liza Fruendt (2015-18)	123	1656	13.5
17. Tyonna Snow (2013-16)	120	1611	13.43
18. Cindy Henderson (1972-75)	104	1392	13.38
19. Patty Porter (1988-90)	63	815	12.9
20. Joanie French (1975-78)	53	672	12.7
21. Lisa Davies (1995-98)	120	1469	12.2



Points - Team Season

- 1. 2898 (2001)
2. 2745 (1992)
3. 2548 (2019)
4. 2510 (2010)
5. 2486 (2004)
6. 2469 (1999)
7. 2450 (1981)
8. 2449 (2005)
9. 2431 (2011)
10. 2401 (2012)

Scoring Average - Team Season

Table with 4 columns: Year, Gms., Pts., Avg. Lists scoring averages from 2001 to 1991.

Defensive Average - Team Season

Table with 4 columns: Year, Gms., Pts., Avg. Lists defensive averages from 1974 to 1990.

Scoring Margin - Team Season

Table with 5 columns: Year, Games, MSU, Opp., Margin. Lists scoring margins from 1992 to 2021.

Points Scored - Team Game

- 1. 120 vs. Davison, 11/13/98
2. 111 vs. William Jewell, 12/31/19
3. 109 vs. Western Illinois, 2/13/92
109 vs. Providence, 11/23/97
5. 108 vs. Sacramento State, 12/17/93
108 vs. Valparaiso, 1/27/19
7. 107 vs. Evansville, 1/2/96
107 vs. Evansville, 3/8/03
9. 105 vs. Drake, 1/23/99
10. 104 vs. Washington, 3/26/01
104 vs. Little Rock, 12/29/02
104 vs. Morgan State, 12/18/11
13. 103 vs. Western Illinois, 1/12/84
14. 102 vs. Southwest Baptist, 1/18/75
102 at Drake, 2/16/91
102 vs. Bradley, 1/31/98
17. 101 vs. Indiana State, 1/28/89
101 vs. Iowa, 12/7/00
19. 100 vs. Lincoln, 12/7/20
20. 99 vs. Oral Roberts, 12/19/09
99 vs. Evansville, 2/24/22
22. 98 vs. UNI, 2/23/85
98 vs. Wichita State, 1/25/92
98 vs. Indiana State, 1/4/01
98 vs. Indiana State, 2/15/03

Points Allowed - Team Game

- 1. 116 at Drake (1/6/84)
2. 107 vs. Indiana State (1/28/89)
3. 105 vs. Kansas (2/10/79)
4. 104 at Omaha (2/17/78)
104 at Missouri (12/5/84)
6. 103 vs. Missouri (2/10/78)
7. 102 at Central Missouri (2/5/80)
102 vs. Missouri (12/3/83)
102 at Illinois State (3/3/84)
102 at Vanderbilt (12/29/85)
11. 101 vs. Western Illinois (1/12/84)

Fewest Points Allowed - Team Game

- 1. 18 vs. Southwest Baptist (1/15/74)
18 vs. Cottey College (1/15/75)
3. 22 vs. Missouri (11/25/73)
4. 25 at Southwest Baptist (2/10/75)
5. 26 at Southwest Baptist (2/18/74)
26 vs. William Jewell (12/3/21)
7. 29 at Cottey College (12/1/74)
8. 32 vs. Saint Louis (12/2/89)
32 vs. Eastern Illinois (1/2/92)
32 at Loyola (1/27/17)
11. 33 vs. Bradley (1/15/92)
33 vs. Saint Louis (1/1/04)
13. 34 vs. Arkansas Tech (1/29/74)
34 vs. Chicago State (11/24/89)
34 vs. Bradley (1/13/90)
34 vs. Little Rock (2/18/00)
34 vs. Rio Grande (1/22/04)

Combined Points - Game

- 1. 208 vs. Indiana State (1/28/89) (L, 107-101, 4 ot)
2. 204 vs. Western Illinois (1/12/84) (W, 103-101)
3. 199 at Drake (1/6/84) (L, 116-83)
4. 191 vs. Washington (3/26/01) (W, 104-87)
5. 189 at Drake (3/2/17) (L, 98-91)
6. 188 vs. Iowa (12/7/00) (W, 101-87)
7. 186 vs. Canisius (12/21/07) (W, 97-89)
8. 185 vs. Davidson (11/13/98) (W, 120-65)
9. 183 at Drake (1/30/15) (L, 94-89, ot)
10. 181 vs. Missouri (2/10/78) (L, 103-78)
181 vs. Wichita State (1/3/06) (L, 92-89, ot)

Margin of Victory - Game

Table with 4 columns: Opponent, MSU, Opp., Margin. Lists margins of victory from 1913 to 1992.

Miscellaneous Individual Scoring Records

- Team Points In One Half:
66 vs. Davidson (11/13/98 - 1st)
Individual Points In One Half:
39, Jackie Stiles vs. Evansville (3/10/00 - 2nd)
Team Points In One Quarter:
35 vs. UNI (3/16/19 - 2nd)
Individual Points In One Quarter:
21, Liza Fruendt vs. Evansville (3/1/17 - 2nd)
Most Points Scored in a Loss:
101 vs. Indiana State (1/28/89) ((L, 107-101, 4 ot)
Fewest Points Allowed in a Loss:
44 at Oklahoma State (11/17/21) (L, 44-40)
Most Points Allowed in a Win:
101 vs. Western Illinois (1/12/84) (W, 103-101)
Fewest Points Scored in a Win:
43 vs. Kansas (11/24/73) (W, 43-36)

Margin of Defeat - Game

Table with 4 columns: Opponent, MSU, Opp., Margin. Lists margins of defeat from 1974 to 2022.

Fewest Points - Team Game

- 1. 31 at Baylor (1/9/78)
2. 32 vs. Iowa State (11/17/79)
3. 33 at Southern Illinois (1/6/86)
4. 34 at Colorado (3/18/95)
34 at Indiana State (1/22/06)
6. 35 at Kansas State (12/14/74)
7. 36 at Arkansas (1/29/80)
36 at Oklahoma State (11/22/14)
9. 37 vs. Kansas (1/7/76)
37 vs. Truman State (2/26/82)
37 at Illinois State (1/10/85)
37 at Southern Illinois (3/2/85)
37 vs. Indiana State (2/21/14)

Scoring Average - Yearly Leaders

Table with 4 columns: Year, Name, Pts/Avg. Lists yearly scoring leaders from 1973-74 to 2022-23.



Rebounds - Individual Game

1. 24, Cindy Henderson at Claremore JC (1/20/75)
2. 23, Cindy Henderson vs. Southwest Baptist (1/18/75)
3. 20, Roshonda Reed vs. Southern Illinois (2/27/99)
4. 19, Jasmine Franklin at Oklahoma State (11/17/21)
5. 18, Lynn Strubberg at Northwest Mo. St. (1/28/83)
- 18, Roshonda Reed at Indiana State (1/16/99)
- 18, Tiff Terwelp at Arkansas State (11/20/07)
- 18, Jasmine Franklin vs. UC Davis (3/22/21)
9. 17, Cindy Henderson at Claremore JC (1/20/75)
- 17, Jeanette Tendai vs. Stephen F. Austin (12/1/84)
- 17, Sharon Zeilmann at Indiana State (1/5/87)
- 17, Kimberly McDowell vs. Arkansas (12/8/98)
- 17, Tiff Terwelp at Creighton (1/6/08)
- 17, Casey Garrison at Arkansas State (11/27/09)
- 17, Jasmine Franklin vs. Loyola Chicago (2/28/21)
- 17, Ifunanya Nwachukwu vs. Ohio State (3/19/22)
16. 16, Christiana Shorter vs. Wichita State (1/23/10)
- 16, Cindy Wilson vs. Wichita State (2/16/79)
- 16, Diana Schroder vs. Simpson (12/1/79)
- 16, Lynn Strubberg, 5 times, last vs. Charleston (3/20/81)
- 16, Sharon Zeilmann at Kansas (11/30/84)
- 16, Jeanette Tendai, 3 times, last vs. Indiana State (2/13/86)
- 16, Roshonda Reed, 2 times, last vs. Arkansas State (11/24/98)
- 16, Tiff Terwelp at Tulsa (12/9/06)
- 16, Marisha Brown at DePaul (12/2/07)
- 16, Whitney Edie vs. Northern Kentucky (12/1/12)
- 16, Aubrey Buckley at Drake (2/4/18)

Class Leaders

Rebounds

Freshman	Jasmine Franklin (2019)	267
Sophomore	Lynn Strubberg (1981)	296
Junior	Lynn Strubberg (1982)	301
Senior	Roshonda Reed (1999)	320

Rebound Average	Gms.	Reb.	Avg.
Freshman	Cindy Henderson (1972)	25	260 10.4
Sophomore	Jeanette Tendai (1984)	28	280 10.0
Junior	Jasmine Franklin (2021)	26	253 9.7
Senior	Cindy Henderson (1975)	24	265 11.0

Rebounds - Individual Season

1. Roshonda Reed (1999 - Sr.) 320
2. Lynn Strubberg (1982 - Jr.) 301
3. Lynn Strubberg (1981 - So.) 296
4. Tiff Terwelp (2008 - Sr.) 284
5. Jeanette Tendai (1984 - So.) 280
6. Christiana Shorter (2011 - So.) 279
7. **Kennedy Taylor (2023 - So.) 272**
8. Carly Deer (2001 - Sr.) 270
9. Jasmine Franklin (2019 - Fr.) 267
10. Cindy Henderson (1975 - Sr.) 265
11. Jasmine Franklin (2020 - So.) 260
- Cindy Henderson (1972 - Fr.) 260
13. Jasmine Franklin (2021 - Jr.) 253
14. Sandy Meyer (1981 - Sr.) 252
15. Lynne Miller (1982 - So.) 250
16. Jeanette Tendai (1985 - Jr.) 247
17. Lynn Strubberg (1980 - Fr.) 246
18. Jeanette Tendai (1986 - Sr.) 243
19. Whitney Edie (2013 - Sr.) 241
20. Casey Garrison (2010 - So.) 240

Rebound Average - Individual Season


(minimum 20 games)	Gms.	Reb.	Avg.
1. Cindy Henderson (1975 - Sr.)	24	265	11.0
2. Cindy Henderson (1972 - Fr.)	25	260	10.4
3. Lynn Strubberg (1980 - Fr.)	24	246	10.3
4. Jeanette Tendai (1984 - So.)	28	280	10.0
Roshonda Reed (1999 - Sr.)	32	320	10.0
6. Jasmine Franklin (2021 - Jr.)	26	253	9.7
7. Lynn Strubberg (1981 - So.)	31	296	9.55
8. Cindy Henderson (1974 - Jr.)	25	238	9.52
9. Tiff Terwelp (2008 - Sr.)	30	284	9.46
10. Lynn Strubberg (1982 - Jr.)	33	301	9.1
11. Jeanette Tendai (1986 - Sr.)	27	243	9.0
12. Jeanette Tendai (1985 - Jr.)	28	247	8.8
13. Jasmine Franklin (2020 - So.)	30	260	8.7
14. Tiff Terwelp (2007 - Jr.)	26	223	8.6
15. Kennedy Taylor (2023 - So.)	32	272	8.5
16. Kelly Mago (1987 - Jr.)	28	237	8.46
17. Christiana Shorter (2011 - So.)	34	279	8.21
18. Sharon Zeilmann (1987 - Sr.)	28	229	8.18
19. Whitney Edie (2013 - Sr.)	30	241	8.03
20. Lynn Strubberg (1983 - Sr.)	27	215	7.96

Rebounds - Individual Career

1. Lynn Strubberg (1980-83) 1048
2. Cindy Henderson (1972-75) 965
3. Jasmine Franklin (2019-22) 913
4. Christiana Shorter (2010-13) 911
5. Jeanette Tendai (1983-86) 910
6. Roshonda Reed (1996-99) 881
7. Tiff Terwelp (2005-08) 842
8. Lisa Davies (1995-98) 792
9. Casey Garrison (2009-12) 791
10. Brice Calip (2017-pr) 711
11. Jenni Lingor (2002-05) 699
12. Kelly Mago (1985-88) 696
13. Karen Rapier (1989-92) 666
14. Sandy Meyer (1978-81) 661
15. LaTanya Davis (1993-96) 648
16. Sydney Wilson (2019-23) 632
17. Hillary Chvatal (2013-16) 629
18. Sharon Zeilmann (1983-87) 625
19. Tyonna Snow (2013-16) 622
20. Carly Deer (1998-01) 619
21. Jasmine Malone (2009-12) 590
22. Secelia Winkfield (1990-93) 577
23. Lynne Miller (1982-84) 571
24. Kenzie Williams (2012-16) 566
25. Sarah Klaassen (2003-06) 552
26. Emily Gartner (2017-21) 534
27. Whitney Edie (2010-13) 529
28. Diana Schroder (1977-80) 522
29. Aubrey Buckley (2015-18) 502
30. Tara Mitchem (1999-01) 493

Rebound Average - Individual Career

(minimum 60 games)	Gms.	Reb.	Avg.
1. Cindy Henderson (1972-75)	104	965	9.3
2. Lynn Strubberg (1980-83)	115	1058	9.2
3. Jasmine Franklin (2019-22)	102	913	9.0
4. Jeanette Tendai (1983-86)	110	910	8.3
5. Roshonda Reed (1996-99)	112	881	7.9
6. Christiana Shorter (2010-13)	128	911	7.1
7. Tiff Terwelp (2005-08)	120	842	7.0
8. LaWaynta Dawson (1990-91)	58	403	6.9
9. Lisa Davies (1995-98)	120	792	6.6
10. Lynne Miller (1982-84)	88	571	6.5
11. Kelly Mago (1985-88)	109	696	6.4
12. Tonya Baucom (1992-93)	59	371	6.3
13. Sandy Meyer (1978-81)	107	661	6.2
14. Casey Garrison (2009-12)	130	791	6.08
15. Sharon Zeilmann (1983-86)	103	625	6.07
16. Karen Rapier (1989-92)	118	666	5.644
17. Jenni Lingor (2002-05)	124	699	5.637
18. Meg Tierney (2003-04)	63	349	5.5
19. Hillary Chvatal (2013-16)	120	629	5.24
20. Nanne Jackson (1994-96)	60	314	5.23



Cindy Henderson



Rebounds - Team Season

1. 1513 (2011)
2. 1468 (2019)
3. 1393 (2001)
- 1393 (2022)
5. 1384 (2012)
6. 1382 (1982)
7. 1372 (2013)
8. 1367 (2016)
9. 1327 (1995)
- 1327 (2023)
11. 1314 (2015)

Rebound Average - Team Season

	Gms.	Reb.	Avg.
1. 2013	31	1372	44.3
2. 2011	35	1513	43.2
3. 1977	25	1060	42.4
4. 2022	33	1393	42.2
5. 2021	26	1094	42.1
6. 2019	35	1468	41.943
7. 2012	33	1384	41.939
8. 1982	33	1382	41.88
9. 2023	32	1327	41.5
10. 1984	28	1156	41.29

Rebound Margin - Team Season

	Games	MSU	Opp.	Margin
1. 2021	26	1094	812	+10.85
2. 1975	26	933	677	+9.85
3. 2020	30	1199	919	+9.33
4. 2023	32	1327	1043	+8.88
5. 2019	35	1468	1179	+8.26
6. 2022	33	1393	1144	+7.55
7. 1977	25	1060	894	+6.64
8. 1996	30	1232	1047	+6.17
9. 2017	31	1247	1057	+6.13
10. 1992	34	1272	1066	+6.06

Rebounds - Team Game

1. 68 vs. Northern Kentucky (12/1/12)
2. 66 vs. Harding (11/26/84)
3. 65 vs. Western Illinois (1/11/86)
4. 62 vs. Oral Roberts (3/19/10)
- 62 at Southeast Missouri State (12/21/12)
- 62 vs. Southern Illinois (1/11/23)
7. 60 vs. Eastern Michigan (12/3/10)
- 60 at Drake (2/16/13)
- 60 at Evansville (3/7/19)
10. 59 vs. William Jewell (12/3/21)
11. 58 vs. Indiana State (1/4/01)
- 58 at Florida Gulf Coast (11/27/20)
- 58 vs. Lincoln (12/7/20)
14. 57 at UNI (1/7/96)
- 57 vs. Arkansas-Pine Bluff (12/3/03)
- 57 at Evansville (1/13/17)
- 57 vs. Drake (3/11/22)


Rebound Margin - Game

	MSU	Opp.	Margin
1. vs. Evansville (3/1/18)	55	20	+35
2. vs. Indiana State (1/4/01)	58	24	+34
3. vs. Harding (11/26/84)	66	34	+32
vs. Evansville (1/4/19)	52	20	+32
at Evansville (3/7/19)	60	28	+32
6. vs. Ark.-Pine Bluff (12/3/03)	57	26	+31
vs. William Jewell (12/31/19)	56	25	+31
vs. William Jewell (12/3/21)	59	28	+31
9. vs. N. Kentucky (12/1/12)	68	38	+30
10. at W. Illinois (2/13/92)	53	24	+29
11. vs. Illinois State (3/5/16)	54	26	+28
at Evansville (3/5/21)	48	20	+28
vs. Southern Ill. (1/11/23)	62	34	+28

Rebounds - Yearly Leaders

Year	Name	Rebounds
1973-74	Cindy Henderson	238
1974-75	Cindy Henderson	265
1977-78	Joanie French	137
1978-79	Sandy Meyer	176
1979-80	Lynn Strubberg	246
1980-81	Lynn Strubberg	296
1981-82	Lynn Strubberg	301
1982-83	Lynn Strubberg	205
1983-84	Jeanette Tendai	280
1984-85	Jeanette Tendai	247
1985-86	Jeanette Tendai	243
1986-87	Kelly Mago	237
1987-88	Kelly Mago	196
1988-89	Karen Rapier	197
1989-90	LaWaynta Dawson	175
1990-91	LaWaynta Dawson	228
1991-92	Tonya Baucom	219
1992-93	Secelia Winkfield	179
1993-94	Nanne Jackson	156
1994-95	LaTanya Davis	190
1995-96	Roshonda Reed	200
1996-97	Lisa Davies	202
1997-98	Lisa Davies	235
1998-99	Roshonda Reed	320
1999-00	Carly Deer	187
2000-01	Carly Deer	270
2001-02	Ann Cavey	159
2002-03	Jenni Lingor	173
2003-04	Jenni Lingor	190
2004-05	Jenni Lingor	207
2005-06	Sarah Klaassen	209
2006-07	Tiff Terwelp	223
2007-08	Tiff Terwelp	284
2008-09	Casey Garrison	184
2009-10	Casey Garrison	240
2010-11	Christiana Shorter	279
2011-12	Christiana Shorter	223
2012-13	Whitney Edie	241
2013-14	Bry Snow	175
2014-15	Hillary Chvatal	235
2015-16	Hillary Chvatal	239
2016-17	Aubrey Buckley	160
2017-18	Aubrey Buckley	203
2018-19	Jasmine Franklin	267
2019-20	Jasmine Franklin	260
2020-21	Jasmine Franklin	253
2021-22	Abi Jackson	213
2022-23	Kennedy Taylor	272

Tiff Terwelp



Christiana Shorter



**Field Goals - Individual Game**

- 19, Jackie Stiles at Baylor (12/2/98)
- 18, Jackie Stiles vs. Evansville (3/10/00)
- 17, Jackie Stiles vs. Texas Tech (11/25/00)
17, Jackie Stiles vs. UNI (1/20/01)
- 17, Liza Fruendt at #22 Drake (3/2/17)
- 16, Kelly Mago vs. Bradley (2/18/88)
16, Jackie Stiles vs. Bradley (2/20/99)
16, Jackie Stiles vs. Drake (3/10/01)
- 15, Jackie Stiles at Wichita State (11/17/98)
15, Jackie Stiles vs. Davidson (11/13/98)
15, Jackie Stiles at UNI (2/18/01)
15, Jackie Stiles vs. Duke (3/24/01)
- 14, Kelly Mago at UNI (1/26/87)
14, Melody Howard at Southern Illinois (2/25/93)
14, Melody Howard vs. Drake (2/19/94)
- 13, 21 times, last by Aniya Thomas at Evansville (12/31/22)

Field Goals - Individual Season

- | | |
|----------------------------------|-----|
| 1. Jackie Stiles (2001 - Sr.) | 365 |
| 2. Jackie Stiles (2000 - Jr.) | 297 |
| 3. Jackie Stiles (1999 - So.) | 288 |
| 4. Jeanette Tendai (1984 - So.) | 247 |
| 5. Casey Garrison (2010 - So.) | 234 |
| 6. LaWaynta Dawson (1991 - Sr.) | 218 |
| 7. Jenni Lingor (2005 - Sr.) | 217 |
| 8. Casey Garrison (2011 - Jr.) | 214 |
| Jeanette Tendai (1985 - Jr.) | 214 |
| 10. Kari Koch (2006 - Sr.) | 211 |
| 11. Melody Howard (1994 - Sr.) | 210 |
| Jackie Stiles (1998 - Fr.) | 210 |
| 13. Melody Howard (1993 - Jr.) | 209 |
| 14. Kelly Mago (1987 - Jr.) | 203 |
| Roshonda Reed (1999 - Sr.) | 203 |
| 16. Kelly Mago (1988 - Sr.) | 199 |
| 17. Cindy Henderson (1975 - Sr.) | 198 |
| 18. Cindy Castillon (1982) | 197 |
| Tyonna Snow (2016 - Sr.) | 197 |
| 20. Jeanette Tendai (1986 - Sr.) | 195 |

Field Goals - Individual Career

- | | |
|----------------------------------|------|
| 1. Jackie Stiles (1998-01) | 1160 |
| 2. Casey Garrison (2009-12) | 792 |
| 3. Jeanette Tendai (1983-86) | 726 |
| 4. Melody Howard (1991-94) | 716 |
| 5. Kari Koch (2002-06) | 709 |
| 6. Lynn Strubberg (1980-83) | 643 |
| 7. Kelly Mago (1985-88) | 640 |
| 8. Roshonda Reed (1996-99) | 619 |
| 9. Jenni Lingor (2002-05) | 615 |
| 10. Alexa Willard (2017-20) | 592 |
| 11. Liza Fruendt (2015-18) | 591 |
| 12. Kenzie Williams (2012-16) | 558 |
| 13. LaTanya Davis (1993-96) | 554 |
| 14. Secelia Winkfield (1990-93) | 547 |
| 15. Christiana Shorter (2010-13) | 544 |
| 16. Karen Rapier (1989-92) | 543 |
| 17. Tyonna Snow (2013-16) | 538 |
| 18. Brice Calip (2017-22) | 528 |
| 19. Lisa Davies (1995-98) | 516 |
| 20. Cindy Castillon (1981-83) | 475 |
| 21. Sharon Zeilmann (1983-87) | 458 |
| 22. Jasmine Franklin (2019-22) | 429 |
| 23. Jaleshia Roberson (2009-12) | 395 |
| 24. Lynne Miller (1982-84) | 393 |
| 25. Sydney Wilson (2019-23) | 385 |
| 26. Tahnee Balerio (2005-08) | 382 |
| 27. Gail Beck (1981-82) | 379 |
| 28. Tiff Terwelp (2005-08) | 377 |
| 29. Sandy Meyer (1978-81) | 374 |
| 30. Patty Porter (1988-90) | 369 |

Class Leaders**Field Goals**

- | | |
|--------------------------------|-----|
| Freshman Jackie Stiles (1998) | 210 |
| Sophomore Jackie Stiles (1999) | 288 |
| Junior Jackie Stiles (2000) | 297 |
| Senior Jackie Stiles (2001) | 365 |

Field Goal Attempts - Individual Game

- 31, Liza Fruendt at Drake (3/2/17)
- 30, Cindy Castillon vs. E. Illinois (11/27/82)
- 28, Jackie Stiles at UNI (2/27/00)
- 27, Jackie Stiles at Bradley (2/25/00)
27, Jackie Stiles vs. Drake (3/11/00)
27, Jackie Stiles vs. Drake (3/10/01)
- 26, Jackie Stiles at Baylor (12/2/98)
26, Jackie Stiles vs. Texas Tech (11/25/00)
26, Jackie Stiles at Illinois State (2/3/01)
- 25, Jackie Stiles at Oklahoma State (12/2/99)
25, Jackie Stiles vs. Oregon (12/11/99)
25, Jackie Stiles vs. Drake (2/5/00)
25, Casey Garrison at Arkansas State (11/27/09)

Field Goal Attempts - Individual Season

- | | |
|----------------------------------|-----|
| 1. Jackie Stiles (2001 - Sr.) | 645 |
| 2. Jackie Stiles (2000 - Jr.) | 595 |
| 3. Jackie Stiles (1999 - So.) | 544 |
| 4. Kari Koch (2006 - Sr.) | 513 |
| 5. Casey Garrison (2011 - Jr.) | 505 |
| 6. Liza Fruendt (2017 - Jr.) | 495 |
| 7. Cindy Castillon (1982) | 490 |
| 8. Casey Garrison (2010 - So.) | 485 |
| 9. Liza Fruendt (2018 - Sr.) | 472 |
| 10. Melody Howard (1994 - Sr.) | 467 |
| 11. Jeanette Tendai (1984 - So.) | 466 |
| 12. Melody Howard (1993 - Jr.) | 451 |
| 13. Jenni Lingor (2005 - Sr.) | 444 |
| Aniya Thomas (2023 - Sr.) | 444 |
| 15. Tyonna Snow (2016 - Sr.) | 436 |
| 16. Patty Porter (1989 - So.) | 433 |
| 17. Alexa Willard (2019 - Jr.) | 432 |
| 18. Tahnee Balerio (2007 - Jr.) | 426 |
| 19. Jeanette Tendai (1985 - Jr.) | 424 |
| 20. Kenzie Williams (2015 - Jr.) | 417 |

Field Goal Attempts - Individual Career

- | | |
|----------------------------------|------|
| 1. Jackie Stiles (1998-01) | 2188 |
| 2. Casey Garrison (2009-12) | 1748 |
| 3. Kari Koch (2002-06) | 1604 |
| 4. Liza Fruendt (2015-18) | 1552 |
| 5. Melody Howard (1991-94) | 1527 |
| 6. Jeanette Tendai (1983-86) | 1468 |
| 7. Brice Calip (2017-pr.) | 1462 |
| 8. Kenzie Williams (2012-16) | 1381 |
| 9. Roshonda Reed (1996-99) | 1362 |
| 10. Alexa Willard (2017-20) | 1342 |
| 11. Tyonna Snow (2013-16) | 1318 |
| 12. Jenni Lingor (2002-05) | 1306 |
| 13. Lynn Strubberg (1980-83) | 1259 |
| 14. Cindy Castillon (1981-83) | 1226 |
| 15. Kelly Mago (1985-88) | 1179 |
| 16. Christiana Shorter (2010-13) | 1146 |
| 17. Secelia Winkfield (1990-93) | 1119 |
| 18. Jaleshia Roberson (2009-12) | 1093 |
| 19. Karen Rapier (1989-92) | 1059 |
| 20. LaTanya Davis (1993-96) | 1047 |
| 21. Lisa Davies (1995-98) | 1047 |
| 22. Tahnee Balerio (2005-08) | 1028 |
| 23. Sydney Wilson (2019-23) | 953 |
| 24. Jasmine Malone (2009-12) | 946 |
| 25. Sarah Klaassen (2003-06) | 879 |
| 26. Terri Thomas (1979-81) | 855 |
| 27. Danielle Gitzen (2016-19) | 850 |
| 28. Tara Mitchem (1999-01) | 849 |
| 29. Diana Schroder (1977-80) | 848 |
| 30. Lynne Miller (1982-84) | 846 |

Class Leaders**Field Goal Attempts**

- | | |
|--------------------------------|-----|
| Freshman Jackie Stiles (1998) | 404 |
| Sophomore Jackie Stiles (1999) | 544 |
| Junior Jackie Stiles (2000) | 595 |
| Senior Jackie Stiles (2001) | 645 |

Field Goals- Team Game

- 47 vs. Sacramento State (12/17/93)
- 46 at Western Illinois (2/13/92)
- 45 vs. SIU Edwardsville (11/26/82)
- 43 vs. Indiana State (1/28/89)
- 41 vs. Idaho (11/29/91)
41 vs. Drake (2/22/93)
41 vs. Valparaiso (1/27/19)
41 vs. William Jewell (12/31/19)
- 40 vs. Bradley (2/18/88)
40 vs. Western Illinois (1/18/92)
40 vs. Lincoln (12/7/20)
- 39 at Western Illinois (2/3/91)
39 at Drake (2/16/91)
39 vs. Indiana State (1/4/01)
39 vs. Indiana State (3/8/01)
39 vs. Evansville (3/1/18)

Field Goal Attempts- Team Game

- 91 vs. Harding (11/16/84)
91 vs. Indiana State (1/28/89)
- 84 at Drake (1/6/99)
- 83 at Drake (1/30/15)
- 82 vs. Murray State (2/17/23) (2 OT)
- 81 vs. Northwestern (12/17/95)
81 vs. Evansville (2/21/20)
81 vs. Lincoln (12/7/20)
- 80 vs. Sacramento State (12/17/93)
- 79 vs. Wichita State (1/23/10)
79 at Evansville (12/31/17)

Field Goals - Team Season

- 1030 (1992)
- 1022 (2001)
- 1014 (1981)
- 948 (2019)
- 918 (1982)
- 914 (1991)
- 900 (1999)
- 873 (1984)
- 864 (2011)
- 860 (2010)

Field Goal Attempts - Team Season

- 2227 (2019)
- 2210 (1981)
- 2191 (1982)
- 2149 (2011)
- 2135 (2016)
- 2073 (2022)
- 2049 (2012)
- 2045 (2001)
- 2037 (2018)
- 2025 (2023)

Field Goal Percentage - Team Game

- | | FGM | FGA | Pct. |
|--------------------------------|-----|-----|------|
| 1. at Drake (2/16/91) | 39 | 53 | .736 |
| 2. vs. Creighton (3/1/01) | 34 | 50 | .680 |
| 3. vs. Wichita State (1/25/92) | 38 | 56 | .679 |
| 4. vs. Bradley (2/18/88) | 40 | 60 | .667 |
| 5. at Illinois State (2/11/93) | 36 | 55 | .655 |
| 6. vs. Little Rock (12/29/02) | 38 | 59 | .644 |
| 7. vs. Indiana State (2/15/03) | 36 | 56 | .643 |
| 8. at Indiana State (2/19/94) | 36 | 56 | .643 |
| 9. vs. UNI (1/29/98) | 34 | 53 | .642 |
| 10. vs. Valparaiso (1/27/19) | 41 | 64 | .641 |

Field Goal Percentage - Team Season

- | | FGM | FGA | Pct. |
|----------|------|------|-------|
| 1. 1992 | 1030 | 1985 | .519 |
| 2. 2001 | 1022 | 2045 | .4998 |
| 3. 1991 | 914 | 1829 | .4997 |
| 4. 1993 | 848 | 1715 | .494 |
| 5. 1988 | 779 | 1595 | .488 |
| 6. 1990 | 729 | 1500 | .486 |
| 7. 2004 | 856 | 1775 | .4823 |
| 8. 1994 | 833 | 1728 | .4821 |
| 9. 1984 | 873 | 1823 | .479 |
| 10. 2005 | 857 | 1808 | .474 |



Field Goal Percentage - Individual Season

<i>(minimum 2.5 FGM per team game)</i>			
	FGM	FGA	Pct.
1. Tonya Baucom (1992 - Jr.)	173	263	.658
2. Sharon Zeilmann (1984 - So.)	71	110	.645
3. Tonya Baucom (1993 - Sr.)	147	234	.628
4. Sharon Zeilmann (1987 - Sr.)	169	280	.604
5. Ann Cavey (2002 - Sr.)	81	136	.596
6. Joanie French (1978 - Sr.)	136	232	.586
7. Kelly Mago (1988 - Sr.)	199	340	.585
8. LaTanya Davis (1994 - So.)	130	225	.578
9. LaWaynta Dawson (1991 - Sr.)	218	381	.572
10. Jackie Dudley (1977 - Fr.)	99	174	.569
11. Nanne Jackson (1994 - Jr.)	102	180	.567
12. Jackie Stiles (2001 - Sr.)	365	645	.5659
13. Sharon Zeilmann (1985 - Jr.)	151	267	.5655
14. Heidi Muller (1989 - Fr.)	74	131	.565
15. Jasmine Franklin (2020 - So)	126	224	.563
16. LaWaynta Dawson (1990 - Jr.)	144	260	.554
17. Jasmine Franklin (2019 - Fr.)	126	228	.553
18. Lisa Davies (1998 - Sr.)	156	286	.545
19. Abby Hipp (2020 - Jr.)	90	166	.542
20. LaTanya Davis (1993 - Fr.)	107	198	.540

Field Goal Pct. (Min. 100 Att.)

Year	Name	FG%
1973-74	Cindy Henderson	.460
1974-75	Joanie French	.527
1977-78	Joanie French	.586
1978-79	Sandy Meyer	.373
1979-80	Lynn Strubberg	.489
1980-81	Lynn Strubberg	.538
1981-82	Lynne Miller	.488
1982-83	Lynn Strubberg	.527
1983-84	Sharon Zeilmann	.645
1984-85	Sharon Zeilmann	.566
1985-86	Kelly Mago	.533
1986-87	Sharon Zeilmann	.604
1987-88	Kelly Mago	.585
1988-89	Heidi Muller	.565
1989-90	LaWaynta Dawson	.554
1990-91	Heidi Muller	.575
1991-92	Tonya Baucom	.658
1992-93	Tonya Baucom	.628
1993-94	LaTanya Davis	.578
1994-95	LaTanya Davis	.518
1995-96	L. Davis/N. Jackson	.500
1996-97	Lisa Davies	.488
1997-98	Lisa Davies	.545
1998-99	Ann Cavey	.567
1999-00	Jackie Stiles	.499
2000-01	Jackie Stiles	.566
2001-02	Ann Cavey	.596
2002-03	Stephanie Busbey	.509
2003-04	Nicole Lehman	.550
2004-05	Sarah Klaassen	.508
2005-06	Tiff Terwelp	.462
2006-07	Breton Wyatt	.462
2007-08	Tiff Terwelp	.454
2008-09	Casey Garrison	.460
2009-10	Casey Garrison	.482
2010-11	Christiana Shorter	.488
2011-12	Whitney Edie	.516
2012-13	Christiana Shorter	.464
2013-14	Lexi Hughes	.442
2014-15	Hillary Chvatal	.490
2015-16	Tyonna Snow	.452
2016-17	Aubrey Buckley	.458
2017-18	Danielle Gitzen	.495
2018-19	Jasmine Franklin	.553
2019-20	Jasmine Franklin	.563
2020-21	Emily Gartner	.496
2021-22	Jasmine Franklin	.538
2022-23	Jade Masogayo	.526

Field Goal Attempts - Yearly Leaders

Year	Name	FGA
1974-75	Cindy Henderson	391
1977-78	Terry Becker	244
1978-79	Sandy Meyer	228
1979-80	Lynn Strubberg	319
1980-81	Gail Beck	398
1981-82	Cindy Castillon	490
1982-83	Cindy Castillon	386
1983-84	Jeanette Tendai	466
1984-85	Jeanette Tendai	424
1985-86	Jeanette Tendai	397
1986-87	Kelly Mago	379
1987-88	Kelly Mago	340
1988-89	Patty Porter	433
1989-90	LaWaynta Dawson	260
1990-91	LaWaynta Dawson	381
1991-92	Melody Howard	367
1992-93	Melody Howard	451
1993-94	Melody Howard	467
1994-95	Charitee Longstreth	399
1995-96	Roshonda Reed	358
1996-97	Jessie McVay	296
1997-98	Jackie Stiles	404
1998-99	Jackie Stiles	544
1999-00	Jackie Stiles	595
2000-01	Jackie Stiles	645
2001-02	Jenni Lingor	286
2002-03	Kari Koch	340
2003-04	Kari Koch	409
2004-05	Jenni Lingor	444
2005-06	Kari Koch	513
2006-07	Tahnee Balerio	426
2007-08	Maggie Dwyer	385
2008-09	Casey Garrison	352
2009-10	Casey Garrison	485
2010-11	Casey Garrison	505
2011-12	Casey Garrison	406
2012-13	Whitney Edie	375
2013-14	Tyonna Snow	370
2014-15	Kenzie Williams	417
2015-16	Tyonna Snow	436
2016-17	Liza Fruendt	495
2017-18	Liza Fruendt	472
2018-19	Alexa Willard	432
2019-20	Alexa Willard	391
2020-21	Brice Calip	296
2021-22	Abi Jackson	367
2022-23	Aniya Thomas	444

Field Goal Percentage - Individual Career

<i>(minimum 200 FGM)</i>			
	FGM	FGA	Pct.
1. Tonya Baucom (1992-93)	320	497	.644
2. Sharon Zeilmann (1983-87)	458	791	.579
3. Heidi Muller (1989-92)	261	458	.570
4. LaWaynta Dawson (1990-91)	362	641	.565
5. Ann Cavey (1999-02)	255	463	.551
6. Kelly Mago (1985-88)	640	1179	.543
7. Stephanie Busbey (2001-04)	215	397	.542
8. Jasmine Franklin (2019-22)	429	808	.531
9. Jackie Stiles (1998-01)	1160	2188	.530
10. LaTanya Davis (1993-96)	554	1047	.529
11. Meg Tierney (2003-04)	258	500	.516
12. Karen Rapiere (1989-92)	543	1059	.513
13. Abby Hipp (2018-22)	318	622	.513
14. Lynn Strubberg (1980-83)	643	1259	.5107
15. Joanie French (1975-78)	294	587	.501
16. Jeanette Tendai (1983-86)	726	1468	.495
17. Secelia Winkfield (1990-93)	547	1119	.489
18. Charitee Longstreth (1993-95)	339	696	.487
19. Christiana Shorter (2010-13)	544	1146	.475
20. Jenni Lingor (2002-05)	615	1306	.471

Field Goal Percentage - Individual Game

<i>(minimum 6 FGM)</i>			
	FGM	FGA	Pct.
1. Kelly Mago vs. Bradley (2/18/88)	16	16	1.000
2. Tonya Baucom vs. Illinois State (1/9/92)	10	10	1.000
3. Nanne Jackson vs. Wichita State (3/5/94)	9	9	1.000
4. Secelia Winkfield vs. Bradley (1/8/91)	8	8	1.000
5. Tonya Baucom vs. Wichita State (1/25/92)	7	7	1.000
Tara Mitchem vs. Washington (3/26/01)	7	7	1.000
Meg Tierney vs. Indiana State (2/15/03)	7	7	1.000
K.C. Cowgill vs. Oral Roberts (12/12/03)	7	7	1.000
Abby Hipp at Boise State (11/10/19)	7	7	1.000
10. Kelly Mago vs. Saint Louis (12/10/87)	6	6	1.000
Heidi Muller vs. Drake (2/16/91)	6	6	1.000
Tonya Baucom vs. Southern Illinois (3/13/93)	6	6	1.000
Kindra Garst vs. Wichita State (3/10/95)	6	6	1.000
Erika Rante vs. Creighton (3/1/01)	6	6	1.000
Erika Rante vs. UNI (3/9/01)	6	6	1.000
K.C. Cowgill at Wichita State (1/30/05)	6	6	1.000
Casey Garrison vs. SEMO (11/21/09)	6	6	1.000
Aubrey Buckley at Loyola (1/27/17)	6	6	1.000
Jade Masogayo vs. UNI (1/26/23)	6	6	1.000
20. Kelly Mago vs. Missouri (12/10/85)	11	12	.917
Jasmine Franklin vs. Kansas City (12/1/19)	11	12	.917
22. Christiana Shorter vs. Oral Roberts (11/29/12)	10	11	.909
23. Sharon Zeilmann vs. UNI (1/26/87)	9	10	.900
Charitee Longstreth at Indiana St. (2/24/94)	9	10	.900
Sydney Wilson at Valparaiso (1/14/23)	9	10	.900
26. Secelia Winkfield vs. Indiana State (1/18/90)	8	9	.889
Lisa Davies vs. Drake (1/25/96)	8	9	.889
Tyonna Snow vs. Drake (1/18/14)	8	9	.889
Alexa Willard vs. Northwestern (12/16/17)	8	9	.889
30. Kim White vs. Illinois State (1/26/89)	7	8	.875
Yen Quach vs. Kentucky (11/21/97)	7	8	.875
Erika Rante vs. Texas State (11/30/01)	7	8	.875
Jasmine Franklin at Little Rock (11/9/21)	7	8	.875
Jasmine Franklin vs. Southern (12/18/21)	7	8	.875

Field Goals - Yearly Leaders

Year	Name	FG	Year	Name	FG
1974-75	Cindy Henderson	198	2001-02	Jenni Lingor	128
1977-78	Joanie French	136	2002-03	Kari Koch	163
1978-79	Sandy Meyer	85	2003-04	Kari Koch	193
1979-80	Lynn Strubberg	156	2004-05	Jenni Lingor	217
1980-81	Lynn Strubberg	199	2005-06	Kari Koch	211
1981-82	Cindy Castillon	197	2006-07	Tahnee Balerio	160
1982-83	Cindy Castillon	135	2007-08	Maggie Dwyer	141
1983-84	Jeanette Tendai	247	2008-09	Casey Garrison	162
1984-85	Jeanette Tendai	214	2009-10	Casey Garrison	234
1985-86	Jeanette Tendai	195	2010-11	Casey Garrison	214
1986-87	Kelly Mago	203	2011-12	Casey Garrison	182
1987-88	Kelly Mago	199	2012-13	Whitney Edie	162
1988-89	Patty Porter	183	2013-14	Tyonna Snow	139
1989-90	LaWaynta Dawson	144	2014-15	Kenzie Williams	175
1990-91	LaWaynta Dawson	218	2015-16	Tyonna Snow	197
1991-92	Melody Howard	182	2016-17	Liza Fruendt	183
1992-93	Melody Howard	209	2017-18	Liza Fruendt	182
1993-94	Melody Howard	210	2018-19	Alexa Willard	173
1994-95	Charitee Longstreth	181	2019-20	Alexa Willard	183
1995-96	LaTanya Davis	170	2020-21	Jasmine Franklin	114
1996-97	Lisa Davies	126	2021-22	Abi Jackson	165
1997-98	Jackie Stiles	210	2022-23	Aniya Thomas	168
1998-99	Jackie Stiles	288			
1999-00	Jackie Stiles	297			
2000-01	Jackie Stiles	365			

Class Leaders

Field Goal Percentage	FGM	FGA	Pct.
Freshman	Jackie Dudley (1977)	99	174 .569
Sophomore	Sharon Zeilmann (1984)	71	110 .645
Junior	Tonya Baucom (1992)	173	263 .658
Senior	Tonya Baucom (1993)	147	234 .628

Consecutive Field Goals – 20, Kelly Mago (Feb. 18-20, 1988)



3-Pointers - Individual Game

- 11, Melody Howard vs. Drake (Feb. 19, 1994)
- 10, Kari Koch vs. Oral Roberts (Dec. 20, 2005)
- 8, Melody Howard vs. UNI (Feb. 3, 1994)
- 8, Jackie Stiles vs. Davidson (Nov. 13, 1998)
- 8, Jenni Lingor vs. Iowa (March 28, 2005)
- 8, Jaleshia Roberson at Oral Roberts (Dec. 19, 2009)
- 7, Jamie Bartlett at Illinois State (Feb. 14, 1997)
- 7, Jackie Stiles vs. UMKC (Dec. 18, 1999)
- 7, Jackie Stiles vs. Southern Illinois (Feb. 9, 2001)
- 7, Jenni Lingor vs. Evansville (March 8, 2003)
- 7, Melissa Busby vs. Canisius (Dec. 21, 2007)
- 7, Melissa Busby at Western Kentucky (Dec. 29, 2007)
- 7, Jaleshia Roberson at Drake (Jan. 7, 2010)
- 7, Jasmine Malone at Oklahoma State (Dec. 8, 2011)
- 7, Jaleshia Roberson at Arkansas State (Dec. 20, 2011)
- 6, Melody Howard vs. Illinois State (Jan. 30, 1993)
- 6, Tina Robbins at Iowa (Dec. 5, 1993)
- 6, Melody Howard vs. Bradley (Jan. 6, 1994)
- 6, Jackie Stiles vs. Arkansas State (Nov. 24, 1998)
- 6, Jackie Stiles vs. Illinois State (Jan. 6, 2001)
- 6, Kari Koch at Oregon State (Dec. 6, 2003)
- 6, Kari Koch at Indiana State (Jan. 16, 2005)
- 6, Melissa Busby at Oral Roberts (Dec. 15, 2007)
- 6, Jaleshia Roberson vs. Drake (Jan. 7, 2012)
- 6, Jaleshia Roberson vs. UNI (March 1, 2012)
- 6, Kenzie Williams vs. Bradley (Feb. 8, 2013)
- 6, Kenzie Williams vs. Lamar (Dec. 15, 2013)
- 6, Liza Fruendt at #22 Drake (March 2, 2017)
- 6, Elle Ruffridge vs. Texas A&M-CC (Nov. 8, 2019)

3-Point Attempts - Individual Game

- 17, Melody Howard vs. Drake (Feb. 19, 1994)
- 16, Tiffany Coppage at Indiana State (2/21/08)
- 16, Liza Fruendt at Drake (3/1/17)
- 14, Kari Koch vs. Oral Roberts (12/20/05)
- 14, Kayli Combs vs. Oral Roberts (12/20/05)
- 14, Melissa Busby at Tulsa (11/19/08)
- 14, Jaleshia Roberson at Drake (1/7/10)
- 14, Jaleshia Roberson vs. Louisville (11/13/11)
- 14, Jaleshia Roberson at Arkansas State (12/20/11)
- 13, Jamie Bartlett vs. Indiana State (1/23/98)
- 13, Jenni Lingor vs. Indiana State (2/24/02)
- 13, Melissa Busby vs. Indiana State (1/17/09)

Note: The three-point field goal was used experimentally in Gateway Conference games in 1986-87 and was adopted for all NCAA women's games the following year.

3-Point Field Goals - Yearly Leaders

Year	Name	3FG
1986-87	Marla Douglass	20
1987-88	Ronda Hubbard	7
1988-89	Patty Porter	5
1989-90	4 tied	1
1990-91	Melody Howard	35
1991-92	Melody Howard	52
1992-93	Melody Howard	67
1993-94	Melody Howard	104
1994-95	Stephanie Thurman	42
1995-96	Roshonda Reed	29
1996-97	Jamie Bartlett	45
1997-98	Jamie Bartlett	50
1998-99	Jackie Stiles	66
1999-00	Jackie Stiles	58
2000-01	Jackie Stiles	65
2001-02	Jenni Lingor	53
2002-03	Jenni Lingor	71
2003-04	Kari Koch	75
2004-05	Jenni Lingor	83
2005-06	Kari Koch	83
2006-07	Tahnee Balerio	64
2007-08	Melissa Busby	45
2008-09	Jaleshia Roberson	31
2009-10	Jaleshia Roberson	91
2010-11	Jaleshia Roberson	57
2011-12	Jaleshia Roberson	83
2012-13	Kenzie Williams	43
2013-14	Lexi Hughes	34
2014-15	Kenzie Williams	49
2015-16	Kenzie Williams	63
2016-17	Liza Fruendt	72
2017-18	Liza Fruendt	70
2018-19	Alexa Willard	31
2019-20	Elle Ruffridge	45
2020-21	Elle Ruffridge	49
2021-22	Brice Calip	33
2022-23	Aniya Thomas	34

3-Pointers - Team Game

- 19 at Indiana State (1/16/05)
- 17 vs. Iowa (3/28/05)
- 16 vs. Oral Roberts (12/20/05)
- 15 vs. Little Rock (12/29/02)
- 15 vs. Evansville (3/8/03)
- 15 at Wichita State (1/30/05)
- 15 vs. Canisius (12/21/07)
- 15 vs. Northwestern (12/16/17)
- 14 vs. Arkansas-Pine Bluff (12/3/03)
- 14 vs. Indiana State (1/29/04)
- 14 vs. Evansville (2/29/04)
- 14 at Drake (2/18/05)
- 14 at Oral Roberts (12/15/07)

3-Point Attempts - Team Game

- 37 at Evansville (3/5/21)
- 36 vs. Drake (1/1/17)
- 34 at Indiana State (1/16/05)
- 34 vs. Oral Roberts (12/20/05)
- 34 vs. Drake (3/1/15)
- 34 at Ole Miss (11/19/15)
- 34 at Evansville (12/31/17)
- 33 at Indiana State (2/29/04)
- 32 vs. Indiana State (1/29/04)
- 32 vs. Creighton (3/8/08)
- 32 vs. Oral Roberts (11/30/10)
- 32 at Oklahoma State (12/8/11)

3-Pointers - Team Season

- 305 (2005)^
- 277 (2004)
- 215 (2003)
- 213 (2006)
- 213 (2016)
- 204 (2015)
- 202 (2008)
- 199 (2010)
- 198 (2018)
- 190 (2017)

^ led NCAA Division I

3-Point Attempts - Team Season

- 685 (2005)
- 669 (2004)
- 667 (2016)
- 635 (2018)
- 616 (2015)
- 604 (2017)
- 597 (2008)
- 553 (2012)
- 551 (2003)
- 546 (2010)

3-Point Percentage - Team Season

(minimum 50 3FGM)	FGM	FGA	Pct.
1. 1991	56	125	.448
2. 2005	305	685	.445^
3. 1992	83	199	.417
4. 2004	277	669	.4141
5. 2001	134	324	.4136
6. 1993	109	264	.413
7. 1994	172	436	.394
8. 2003	215	551	.390
9. 2020	179	486	.368
10. 2010	199	546	.364

^ led NCAA Division I

3-Point Percentage - Team Game

(minimum 8 3FGM)	FGM	FGA	Pct.
1. at Wichita State (1/30/05)	15	19	.789
2. vs. Bradley (1/6/94)	13	18	.722
3. at Drake (2/18/05)	14	20	.700
4. vs. UNI (2/3/94)	11	16	.688
5. vs. Iowa (3/28/05)	17	25	.680
6. vs. Maryland (3/20/93)	8	12	.667
7. at Illinois State (2/14/97)	8	12	.667
8. vs. Rio Grande (1/22/04)	13	20	.650
9. vs. Southern Illinois (2/26/10)	9	14	.643
10. vs. Davidson (11/13/98)	10	16	.625

3-Pointers - Individual Career

1. Kari Koch (2002-06)	271
2. Jenni Lingor (2002-05)	265
3. Jaleshia Roberson (2009-12)	262
4. Melody Howard (1991-94)	258
5. Liza Fruendt (2015-18)	242
6. Jackie Stiles (1998-01)	221
7. Kenzie Williams (2012-16)	184
8. Lexi Hughes (2014-17)	168
9. Sarah Klaassen (2002-06)	149
10. K.C. Cowgill (2003-05)	139
Tahnee Balerio (2005-08)	139
Elle Ruffridge (2018-21)	139
13. Melissa Busby (2007-10)	136
14. Casey Garrison (2009-12)	129
15. Tina Robbins (1991-94)	124
16. Jamie Bartlett (1996-98)	120
17. Alexa Willard (2017-20)	117
18. Sydney Wilson (2019-23)	112
19. Brice Calip (2017-22)	106
20. Jasmine Malone (2009-12)	92
21. Lee Ann Polowy (2015-18)	76
22. Sydney Manning (2019-21)	72
23. Carly Deer (1998-01)	71
24. Morgan Hohenberger (2001-04)	66
25. Kayli Combs (2006 - Fr.)	65

3-Pointers - Individual Season

1. Melody Howard (1994 - Sr.)	104
2. Jaleshia Roberson (2010 - So.)	91
3. Jenni Lingor (2005 - Sr.)	83
Kari Koch (2006 - Sr.)	83
Jaleshia Roberson (2012 - Sr.)	83
6. Kari Koch (2004 - So.)	75
7. K.C. Cowgill (2005 - Sr.)	74
8. Liza Fruendt (2017 - Jr.)	72
9. Jenni Lingor (2003 - So.)	71
10. Liza Fruendt (2018 - Sr.)	70
11. Melody Howard (1993 - Sr.)	67
12. Jackie Stiles (1999 - So.)	66
13. Jackie Stiles (2001 - Sr.)	65
K.C. Cowgill (2004 - Jr.)	65
Kayli Combs (2006 - Fr.)	65
16. Tahnee Balerio (2007 - Jr.)	64
17. Kenzie Williams (2016 - Sr.)	63
18. Kari Koch (2005 - Jr.)	61
19. Tina Robbins (1994 - Sr.)	59
20. Liza Fruendt (2016 - So.)	59

3-Point Percentage - Individual Season

(minimum 1.5 3FGM per team game)	FGM	FGA	Pct.
1. K.C. Cowgill (2005 - Sr.)	74	139	.532
2. Jackie Stiles (2001 - Sr.)	65	132	.492
3. K.C. Cowgill (2004 - Jr.)	65	138	.471
4. Jackie Stiles (2000 - Jr.)	58	128	.453
5. Elle Ruffridge (2020 - Jr.)	45	103	.437
6. Melody Howard (1994 - Sr.)	104	239	.435
7. Melody Howard (1992 - So.)	52	120	.433
8. Jenni Lingor (2004 - Jr.)	58	134	.433
9. Jackie Stiles (1999 - So.)	66	153	.431
10. Jenni Lingor (2005 - Sr.)	83	193	.430
11. Kari Koch (2005 - Jr.)	61	143	.427
12. Kari Koch (2004 - So.)	75	176	.426
13. Jenni Lingor (2002 - Fr.)	53	130	.408
14. Jenni Lingor (2003 - So.)	71	175	.406
15. Kari Koch (2003 - Fr.)	52	129	.403

Class Leaders

3-Pointers		
Freshman	Kayli Combs (2006)	65
Sophomore	Jaleshia Roberson (2010)	91
Junior	Kari Koch (2004)	75
Senior	Melody Howard (1994)	104

3-Point Attempts

Freshman	Kayli Combs (2006)	173
Sophomore	Jaleshia Roberson (2010)	229
Junior	Liza Fruendt (2017)	211
Senior	Jaleshia Roberson (2012)	240

**3-Point Attempts - Individual Career**

1. Jaleshia Roberson (2009-12)	779
2. Liza Fruendt (2015-18)	721
3. Kari Koch (2002-06)	677
4. Jenni Lingor (2002-05)	632
5. Melody Howard (1991-94)	588
6. Kenzie Williams (2012-16)	517
7. Jackie Stiles (1998-01)	501
8. Lexi Hughes (2014-17)	463
9. Tahnee Balerio (2005-08)	430
10. Melissa Busby (2007-10)	416
11. Sarah Klaassen (2003-06)	395
12. Elle Ruffridge (2018-21)	382
13. Brice Calip (2017-22)	356
14. Casey Garrison (2009-12)	347
15. Jamie Bartlett (1996-98)	345
16. Sydney Wilson (2019-23)	337
17. Jasmine Malone (2009-12)	329
18. Tina Robbins (1991-94)	317
19. Alexa Willard (2017-20)	316
20. KC Cowgill (2004-05)	277
21. Lee Ann Polowy (2015-18)	244
22. Morgan Hohenberger (2001-04)	238
23. Sydney Manning (2019-21)	222
24. Carly Deer (1998-01)	204
25. Karly Buer (2011-14)	204

3-Point Attempts - Individual Season

1. Jaleshia Roberson (2012 - Sr.)	240
2. Melody Howard (1994 - Sr.)	239
3. Jaleshia Roberson (2010 - So.)	229
Kari Koch (2006 - Sr.)	229
5. Liza Fruendt (2018 - Sr.)	218
6. Liza Fruendt (2017 - Jr.)	211
7. Jenni Lingor (2005 - Sr.)	193
8. Jaleshia Roberson (2011 - Jr.)	186
9. Liza Fruendt (2016 - So.)	185
10. Tahnee Balerio (2007 - Jr.)	184
11. Kari Koch (2004 - So.)	176
12. Jenni Lingor (2003 - So.)	175
13. Kayli Combs (2006 - Fr.)	173
14. Kenzie Williams (2016 - Sr.)	161
15. Melody Howard (1993 - Jr.)	159
16. Jackie Stiles (1999 - So.)	153
17. Tina Robbins (1994 - Sr.)	152
Sarah Klaassen (2006 - Sr.)	152
19. Lexi Hughes (2015 - So.)	148
20. Jamie Bartlett (1998 - Jr.)	143
Kari Koch (2005 - Jr.)	143

3-Point Percentage - Individual Career

(minimum 100 3FGA)	FGM	FGA	Pct.
1. K.C. Cowgill (2004-05)	139	277	.502
2. Jackie Stiles (1998-01)	221	501	.441
3. Melody Howard (1991-94)	258	588	.439
4. Jenni Lingor (2002-05)	265	632	.419
5. Nicole Lehman (2002-05)	56	138	.406
6. Kari Koch (2003-06)	271	677	.400
7. Tina Robbins (1991-94)	124	317	.391
8. Sarah Klaassen (2003-06)	149	395	.377
9. Kayli Combs (2006 - Fr.)	65	173	.376
10. Stephanie Thurman (1993-95)	46	123	.374
11. Casey Garrison (2009-12)	129	347	.372
12. Alexa Willard (2017-20)	117	316	.370
13. Elle Ruffridge (2018-21)	139	382	.364
14. Lexi Hughes (2014-17)	168	463	.363
15. Kenzie Williams (2013-16)	184	517	.356
16. Carly Deer (1998-01)	71	204	.3480
17. Jamie Bartlett (1996-98)	120	345	.3478
18. Maggie Dwyer (2008-09)	53	155	.342
19. Tara Mitchem (1999-01)	44	130	.338
20. Jaleshia Roberson (2009-12)	262	779	.336

Class Leaders

3-Point Percentage	FGM	FGA	Pct.
Freshman Jenni Lingor (2002)	53	130	.408
Sophomore Melody Howard (1992)	52	120	.433
Junior K.C. Cowgill (2004)	65	138	.471
Senior K.C. Cowgill (2005)	74	139	.532

3-Point Field Goal Pct. - Yearly Leaders

Year	Name	3FG%
1986-87	Marla Douglass	.351
1987-88	Ronda Hubbard	.280
1988-89	Ronda Hubbard	.308
1989-90	No Player made more than 1 3FG	NA
1990-91	Melody Howard	.500
1991-92	Melody Howard	.433
1992-93	Melody Howard	.421
1993-94	Melody Howard	.435
1994-95	Julie Howard	.438
1995-96	Kelli Jennings	.435
1996-97	Jamie Bartlett	.375
1997-98	Sarah Singer	.370
1998-99	Jackie Stiles	.431
1999-00	Jackie Stiles	.453
2000-01	Jackie Stiles	.492
2001-02	Jenni Lingor	.408
2002-03	Jenni Lingor	.406
2003-04	Rachel Martin	.474
2004-05	K.C. Cowgill	.532
2005-06	Kayli Combs	.376
2006-07	Melissa Busby	.351
2007-08	Roxy Stiles	.407
2008-09	Casey Garrison	.321
2009-10	Casey Garrison	.405
2010-11	Casey Garrison	.392
2011-12	Casey Garrison	.364
2012-13	Desiree Phillips	.340
2013-14	Lexi Hughes	.466
2014-15	Liza Fruendt	.383
2015-16	Kenzie Williams	.391
2016-17	Lexi Hughes	.356
2017-18	Alexa Willard	.383
2018-19	Danielle Gitzen	.380
2019-20	Elle Ruffridge	.437
2020-21	Elle Ruffridge	.389
2021-22	Brice Calip	.280
2022-23	Aniya Thomas^	.262

(minimum 1.0 3FGM per team game)

3-Point Field Goal Percentage - Individual Game

(minimum 4 3FGM)

	3FGM	3FGA	Pct.
1. Jenni Lingor vs. Evansville (3/8/03)	7	7	1.000
2. Melody Howard vs. Indiana State (2/7/91)	5	5	1.000
Kindra Garst vs. Wichita State (3/10/95)	5	5	1.000
Jenni Lingor at Iowa (11/27/01)	5	5	1.000
K.C. Cowgill vs. Oral Roberts (12/12/03)	5	5	1.000
K.C. Cowgill vs. Saint Louis (1/1/04)	5	5	1.000
K.C. Cowgill at Wichita State (1/30/05)	5	5	1.000
K.C. Cowgill vs. Iowa (3/28/05)	5	5	1.000
Casey Garrison vs. Morgan State (12/18/11)	5	5	1.000
9. Melody Howard vs. Tennessee Tech (3/13/91)	4	4	1.000
Jamie Bartlett vs. Wichita State (2/17/96)	4	4	1.000
Kari Koch at Wichita State (1/30/05)	4	4	1.000
K.C. Cowgill vs. James Madison (11/28/03)	4	4	1.000
Casey Garrison vs. Oral Roberts (3/19/10)	4	4	1.000
Karly Buer vs. Arkansas State (12/15/12)	4	4	1.000
Hannah Wilkerson vs. Quinnipiac (11/26/13)	4	4	1.000
Lexi Hughes at Kansas (11/13/16)	4	4	1.000
Brice Calip at Southern Illinois (2/24/21)	4	4	1.000

Consecutive 3-Point FG – 13, K.C. Cowgill (Dec. 12, 2003 to Jan. 1, 2004)**Consecutive Games with a 3-Point Field Goal** – 26, Melody Howard,

(Nov. 30, 1993 to March 8, 1994)

Consecutive Games with multiple 3-Point Field Goals – 13, Melody Howard,

(Dec. 17, 1993 to Feb. 3, 1994)

Consecutive Games with at least three 3-Point Field Goals – 6, Melody Howard,

(Feb. 14, 1994 to March 8, 1994); Liza Fruendt (Jan. 6, 2017 to Jan. 27, 2017)



Free Throws - Individual Game

- 21, Tyonna Snow vs. Loyola (2/12/16)
- 18, Tyonna Snow vs. Southern Illinois (2/21/13)
- 17, Jackie Stiles vs. Evansville (3/10/00)
- 16, Jackie Stiles vs. Rutgers (3/19/01)
- 15, Kimberly Scoggin vs. Eastern Illinois (1/15/88)
- 15, Jessie McVay vs. Drake (12/29/96)
- 15, Jackie Stiles at Creighton (12/29/99)
- 15, Karly Buer vs. Wichita State (2/10/12)
- 14, Jessie McVay vs. Oklahoma (12/13/96)
- 14, Jackie Stiles at Colorado State (3/14/99)
- 14, Jackie Stiles vs. Wichita State (1/27/01)
- 14, Tahnee Balerio vs. Oregon (12/16/06)

Free Throw Attempts - Individual Game

- 29, Tyonna Snow vs. Loyola (2/12/16)
- 26, Tyonna Snow vs. Southern Illinois (2/21/13)
- 20, Kimberly Scoggin vs. E. Illinois (1/15/88)
- 20, Jackie Stiles vs. Evansville (3/10/00)
- 20, Tahnee Balerio vs. Oregon (12/16/06)
- 19, Jackie Stiles vs. Rutgers (3/19/01)
- 18, Jackie Stiles at Colorado State (3/14/99)
- 17, Jenni Lingor vs. W. Kentucky (2/12/02)
- 17, Christiana Shorter at Bradley (12/29/11)
- 17, Tyonna Snow at North Texas (12/29/13)
- 16, Jessie McVay vs. Oklahoma (12/13/96)
- 16, Jessie McVay vs. Drake (12/29/96)
- 16, Jackie Stiles at Creighton (12/29/99)
- 16, Jackie Stiles at Wichita State (2/25/01)
- 16, Karly Buer vs. Wichita State (2/10/12)
- 16, Tyonna Snow vs. UNI (2/10/13)
- 16, Tyonna Snow vs. Illinois State (2/23/14)

Free Throws - Team Game

- 43 vs. Eastern Illinois (1/15/88)
- 36 vs. Wichita State (1/27/01)
- 36 vs. UNI (1/2/10)
- 35 vs. UNI (2/10/13)
- 34 vs. Arkansas State (11/24/98)
- 34 vs. Valparaiso (1/2/22)
- 33 vs. Loyola (2/12/16)
- 32 vs. Evansville (3/10/00)
- 32 vs. Wichita State (1/3/06)
- 31 vs. Ole Miss (3/28/92)
- 31 at Pepperdine (12/21/92)
- 31 vs. Western Kentucky (11/30/93)
- 31 at Bradley (12/29/11)

Free Throw Attempts - Team Game

- 55 vs. Eastern Illinois (1/15/88)
- 50 vs. Western Kentucky (11/30/93)
- 49 vs. Arkansas State (11/24/98)
- 47 vs. Wichita State (1/27/01)
- 47 vs. UNI (2/10/13)
- 45 vs. Loyola (2/12/16)
- 44 vs. Evansville (3/2/95)
- 43 vs. Southern Illinois (2/21/13)
- 42 vs. Evansville (1/2/96)
- 42 vs. Oklahoma (12/13/96)
- 42 vs. Grambling State (11/17/97)
- 42 at Wichita State (2/25/01)

Free Throw Percentage - Individual Game

(minimum 10 FTM)

- | | FTM | FTA | Pct. |
|---|-----|-----|-------|
| 1. Jackie Stiles vs. Bradley (1/29/00) | 14 | 14 | 1.000 |
| 2. Jackie Stiles vs. LSU (11/24/00) | 13 | 13 | 1.000 |
| 3. Jackie Stiles vs. Drake (2/5/98) | 12 | 12 | 1.000 |
| Jackie Stiles vs. Southern Illinois (2/9/01) | 12 | 12 | 1.000 |
| Tara Mitchem vs. Toledo (3/17/01) | 12 | 12 | 1.000 |
| 6. Charitree Longstreth vs. Indiana St. (1/29/94) | 11 | 11 | 1.000 |
| Tina Robbins vs. Creighton (3/12/94) | 11 | 11 | 1.000 |
| Jackie Stiles vs. Evansville (1/13/01) | 11 | 11 | 1.000 |
| Tara Mitchem vs. Wichita State (1/27/01) | 11 | 11 | 1.000 |
| Kenzie Williams at Illinois State (2/22/15) | 11 | 11 | 1.000 |
| 11. 10-for-10 achieved by Charita Shira vs. Arkansas (12/30/91); Tonya Baucom vs. Bradley (3/4/93); Jessie McVay vs. Evansville (1/24/97); Jackie Stiles vs. Drake (3/10/01); Kari Koch vs. Creighton (1/12/03); Kari Koch vs. Drake (3/13/04); Tahnee Balerio at Drake (1/27/07); Lacey Boche vs. Bradley (12/31/09); Casey Garrison at Southern Illinois (3/6/11); Jaleshia Roberson at Bradley (12/29/11); Kenzie Williams at E. Kentucky (12/5/13); Sydney Wilson vs. Drake (3/11/22) | | | |

Free Throws - Team Season

- 720 (2001)
- 602 (1992)
- 591 (2010)
- 577 (1998)
- 568 (1999)
- 563 (2000)
- 541 (2011)
- 529 (1996)
- 510 (2012)
- 501 (2020)

Free Throw Attempts - Team Season

- 931 (2001)
- 841 (1992)
- 797 (1995)
- 789 (1999)
- 778 (2010)
- 776 (1998)
- 776 (2013)
- 766 (1996)
- 765 (2000)
- 747 (2011)

Free Throw Percentage - Team Season

	FTM	FTA	Pct.
1. 2006	440	555	.793 [^]
2. 2005	430	544	.790
3. 2001	720	931	.773
4. 2004	497	646	.769
5. 2020	501	655	.765
6. 2010	591	778	.760
7. 2003	456	613	.7439
8. 1998	577	776	.7436
9. 2000	563	765	.736
10. 2022	473	644	.734

[^] led NCAA Division I

Free Throw Percentage - Team Game

(minimum 12 FTA)

	FGM	FTA	Pct.
1. at Minnesota (11/5/19)	17	17	1.000
vs. Drake (3/10/01)	16	16	1.000
vs. Illinois State (2/2/20)	15	15	1.000
vs. Wichita State (3/15/15)	14	14	1.000
at Wichita State (2/20/10)	13	13	1.000
vs. Iowa (3/28/05)	12	12	1.000
vs. Purdue (3/19/06)	12	12	1.000
8. vs. Drake (3/10/06)	25	26	.962
vs. Wichita State (12/7/17)	25	26	.962
10. vs. UNI (2/18/93)	20	21	.952
at SIU Edwardsville (12/22/09)	20	21	.952
12. at Denver (12/16/02)	18	19	.947
13. at Indiana State (1/22/00)	17	18	.944
vs. Illinois State (1/11/11)	17	18	.944
vs. Toledo (12/21/21)	17	18	.944
16. at Southern Illinois (2/8/08)	16	17	.941

(minimum 20 FTA)

	FGM	FTA	Pct.
1. vs. Drake (3/10/06)	25	26	.962
vs. Wichita State (12/7/17)	25	26	.962

(minimum 30 FTA)

	FGM	FTA	Pct.
1. vs. Creighton (1/17/04)	28	30	.933

(minimum 40 FTA)

	FGM	FTA	Pct.
1. vs. UNI (1/2/10)	36	40	.900

Free Throws - Yearly Leaders

Year	Name	FT
1974-75	Cindy Henderson	69
1977-78	Terry Becker	56
1978-79	Terry Kovarik	40
1979-80	Lynn Strubberg	112
1980-81	Lynn Strubberg	102
1981-82	Gail Beck	106
1982-83	Lynn Strubberg	65
1983-84	Jeanette Tendai	103
1984-85	Jeanette Tendai	90
1985-86	Jeanette Tendai	92
1986-87	Sharon Zeilmann	83
1987-88	Kelly Mago	64
1988-89	Karen Rapier	79
1989-90	Regina Johnson	67
1990-91	LaWaynta Dawson	84
1991-92	Charity Shira	97
1992-93	Melody Howard	102
1993-94	Tina Robbins	84
1994-95	Charitree Longstreth	98
1995-96	Lisa Davies	131
1996-97	Jessie McVay	185
1997-98	Jackie Stiles	166
1998-99	Jackie Stiles	181
1999-00	Jackie Stiles	238
2000-01	Jackie Stiles	267
2001-02	Erica Vicente	76
2002-03	Meg Tierney	99
2003-04	Meg Tierney	109
2004-05	Jenni Lingor	143
2005-06	Kari Koch	141
2006-07	Tahnee Balerio	135
2007-08	Tahnee Balerio	102
2008-09	Casey Garrison	127
2009-10	Casey Garrison	158
2010-11	Casey Garrison	168
2011-12	Casey Garrison	105
2012-13	Tyonna Snow	97
2013-14	Tyonna Snow	125
2014-15	Kenzie Williams	110
2015-16	Tyonna Snow	168
2016-17	Liza Fruendt	80
2017-18	Aubrey Buckley	116
2018-19	Brice Calip	122
2019-20	Brice Calip	135
2020-21	Brice Calip	108
2021-22	Brice Calip	130
2022-23	Aniya Thomas	106

Free Throw Attempts - Yearly Leaders

Year	Name	FTA
1974-75	Cindy Henderson	99
1977-78	Terry Becker	80
1978-79	S. Meyer/D. Schroder	70
1979-80	Lynn Strubberg	173
1980-81	Lynn Strubberg	145
1981-82	Gail Beck	129
1982-83	Lynn Strubberg	90
1983-84	Jeanette Tendai	128
1984-85	Jeanette Tendai	125
1985-86	Jeanette Tendai	111
1986-87	Sharon Zeilmann	134
1987-88	Kelly Mago	104
1988-89	Karen Rapier	111
1989-90	Regina Johnson	101
1990-91	LaWaynta Dawson	127
1991-92	Karen Rapier	121
1992-93	Melody Howard	125
1993-94	L. Davis/C. Longstreth	106
1994-95	Charitree Longstreth	134
1995-96	J. McVay/L. Davies	166
1996-97	Jessie McVay	232
1997-98	Jackie Stiles	203
1998-99	Jackie Stiles	216
1999-00	Jackie Stiles	277
2000-01	Jackie Stiles	267
2001-02	Jenni Lingor	98
2002-03	Meg Tierney	136
2003-04	Meg Tierney	137
2004-05	Jenni Lingor	175
2005-06	Kari Koch	162
2006-07	Tahnee Balerio	162
2007-08	Tahnee Balerio	129
2008-09	Casey Garrison	156
2009-10	Casey Garrison	189
2010-11	Casey Garrison	187
2011-12	Christiana Shorter	192
2012-13	Tyonna Snow	161
2013-14	Tyonna Snow	212
2014-15	Tyonna Snow	149
2015-16	Tyonna Snow	241
2016-17	Aubrey Buckley	112
2017-18	Aubrey Buckley	171
2018-19	Brice Calip	162
2019-20	Brice Calip	168
2020-21	Brice Calip	128
2021-22	Brice Calip	168
2022-23	Kennedy Taylor	141

Consecutive Free Throws Made - 37, Casey Garrison (Dec. 5, 2010 to Jan. 21, 2011)



Free Throw Pct. (Min. 30 Att.)

Year	Name	FT%
1973-74	Helen Prewitt	.700
1974-75	Cindy Henderson	.696
1977-78	Joanie French	.758
1978-79	Candy Evans	.718
1979-80	Lynn Strubberg	.647
1980-81	Gail Beck	.765
1981-82	Gail Beck	.822
1982-83	Dianna Pasley	.813
1983-84	Paula Buscher	.818
1984-85	Cyndy Hoffman	.810
1985-86	Marla Douglass	.839
1986-87	Marla Douglass	.868
1987-88	Ronda Hubbard	.756
1988-89	Patty Porter	.820
1989-90	Regina Johnson	.663
1990-91	Charity Shira	.844
1991-92	Charity Shira	.836
1992-93	Tina Robbins	.903
1993-94	Tina Robbins	.824
1994-95	Charitee Longstreth	.731
1995-96	Kelli Jennings	.875
1996-97	Jessie McVay	.797
1997-98	Jamie Bartlett	.906
1998-99	Jackie Stiles	.838
1999-00	Jackie Stiles	.859
2000-01	Tara Mitchem	.898
2001-02	Erica Vicente	.784
2002-03	Sarah Klaassen	.870
2003-04	K.C. Cowgill	.952
2004-05	K.C. Cowgill	.939
2005-06	Kayli Combs	.923
2006-07	Tahnee Balerio	.833
2007-08	Tahnee Balerio	.791
2008-09	Casey Garrison	.814
2009-10	Jasmine Malone	.850
2010-11	Casey Garrison	.898
2011-12	Karly Buer	.881
2012-13	Karly Buer	.907
2013-14	Kenzie Williams	.794
2014-15	Liza Fruendt	.816
2015-16	Liza Fruendt	.804
2016-17	Liza Fruendt	.816
2017-18	Alexa Willard	.889
2018-19	Alexa Willard	.839
2019-20	Alexa Willard	.906
2020-21	Brice Calip	.844
2021-22	Sydney Wilson	.830
2022-23	Aniya Thomas	.774

Class Leaders

Free Throws

Freshman	Jackie Stiles (1998)	166
Sophomore	Jackie Stiles (1999)	181
Junior	Jackie Stiles (2000)	238
Senior	Jackie Stiles (2001)	267

Free Throw Attempts

Freshman	Jackie Stiles (1998)	203
Sophomore	Jackie Stiles (1999)	216
Junior	Jackie Stiles (2000)	277
Senior	Jackie Stiles (2001)	301

Free Throw Percentage

	FTM	FTA	Pct.
Freshman	Kari Koch (2003)	78	95 .821
Sophomore	Kari Koch (2004)	107	120 .892
Junior	Karly Buer (2013)	49	54 .907
Senior	Alexa Willard (2020)	77	85 .906

Free Throws - Individual Career

1.	Jackie Stiles (1998-01)	852
2.	Brice Calip (2017-22)	560
3.	Casey Garrison (2009-12)	558
4.	Tyonna Snow (2013-16)	495
5.	Lisa Davies (1995-98)	436
6.	Tara Mitchem (1999-01)	399
7.	Jenni Lingor (2002-05)	389
8.	Kari Koch (2002-06)	384
9.	Christiana Shorter (2010-13)	371
10.	Lynn Strubberg (1980-83)	355
11.	Kenzie Williams (2012-16)	345
12.	Tahnee Balerio (2005-08)	336
13.	Jeanette Tendai (1983-86)	317
14.	Jessie McVay (1996-97)	303
15.	Aubrey Buckley (2015-18)	285
16.	Karen Rapier (1989-92)	278
17.	Sydney Wilson (2019-23)	276
18.	Jasmine Franklin (2019-22)	263
19.	Jaleshia Roberson (2009-12)	262
20.	Roshonda Reed (1996-99)	258
21.	Tina Robbins (1991-94)	256
22.	Melody Howard (1991-94)	254
23.	Danielle Gitzen (2016-19)	253
24.	LaTanya Davis (1993-96)	233
25.	Liza Fruendt (2015-18)	232
26.	Tiff Terwelp (2005-08)	230
27.	Secelia Winkfield (1990-93)	227
28.	Alexa Willard (2017-20)	216
29.	Meg Tierney (2003-04)	208
30.	Gail Beck (1981-82)	207

Free Throws - Individual Season

1.	Jackie Stiles (2001 - Sr.)	267
2.	Jackie Stiles (2000 - Jr.)	238
3.	Jessie McVay (1997 - Sr.)	185
4.	Jackie Stiles (1999 - So.)	181
5.	Tyonna Snow (2016 - Sr.)	168
6.	Casey Garrison (2011 - Jr.)	168
7.	Jackie Stiles (1998 - Fr.)	166
8.	Casey Garrison (2010 - So.)	158
9.	Tara Mitchem (2001 - Sr.)	149
10.	Lisa Davies (1998 - Sr.)	143
11.	Jenni Lingor (2005 - Sr.)	143
12.	Kari Koch (2006 - Sr.)	141
13.	Tahnee Balerio (2007 - Jr.)	135
14.	Mary Phyl Dwight (1973 - Jr.)	135
15.	Brice Calip (2020 - Jr.)	135
16.	Tara Mitchem (2000 - Jr.)	132
17.	Lisa Davies (1996 - So.)	131
18.	Brice Calip (2022 - Sr.)	130
19.	Casey Garrison (2009 - Fr.)	127
20.	Tyonna Snow (2014 - So.)	125

Free Throw Percentage - Individual Season

(minimum 1.5 FTA per game)	FTM	FTA	Pct.
1.	Karly Buer (2013 - Jr.)	49	54 .907
2.	Alexa Willard (2020 - Sr.)	77	85 .906
3.	Tina Robbins (1993 - Jr.)	65	72 .903
4.	Casey Garrison (2011 - Jr.)	168	187 .8984
5.	Tara Mitchem (2001 - Sr.)	149	166 .8976
6.	Kari Koch (2004 - So.)	107	120 .892
7.	Jackie Stiles (2001 - Sr.)	267	301 .887
8.	Karly Buer (2012 - So.)	74	84 .881
9.	Kari Koch (2006 - Sr.)	141	162 .8704
10.	Marla Douglass (1987 - Sr.)	66	76 .868
11.	Sarah Klaassen (2006 - Sr.)	71	82 .866
12.	Jaleshia Roberson (2012 - Sr.)	69	80 .863
13.	Jackie Stiles (2000 - Jr.)	238	277 .859
14.	Jasmine Malone (2011 - Jr.)	70	82 .854
15.	Jasmine Malone (2010 - So.)	51	60 .850

Free Throw Attempts - Individual Career

1.	Jackie Stiles (1998-01)	997
2.	Tyonna Snow (2013-16)	763
3.	Brice Calip (2017-22)	721
4.	Christiana Shorter (2010-13)	671
5.	Casey Garrison (2009-12)	656
6.	Lisa Davies (1995-98)	574
7.	Lynn Strubberg (1980-83)	515
8.	Jenni Lingor (2002-05)	485
9.	Tara Mitchem (1998-01)	483
10.	Kari Koch (2002-06)	448
11.	Kenzie Williams (2012-16)	444
12.	Aubrey Buckley (2015-18)	416
13.	Jeanette Tendai (1983-86)	414
14.	Tahnee Balerio (2005-08)	414
15.	Karen Rapier (1989-92)	408
16.	Jessie McVay (1996-97)	398
17.	Jasmine Franklin (2019-22)	387
18.	Roshonda Reed (1996-99)	369
19.	Sydney Wilson (2019-23)	357
20.	LaTanya Davis (1993-96)	355
21.	Danielle Gitzen (2016-19)	336
22.	Kelly Mago (1985-88)	326
23.	Secelia Winkfield (1990-93)	326
24.	Tina Robbins (1991-94)	325
25.	Jaleshia Roberson (2009-12)	324
26.	Kimberly Scoggin (1987-91)	321
27.	Tiff Terwelp (2005-08)	316
28.	Melody Howard (1991-94)	315
29.	Liza Fruendt (2015-18)	288
30.	Whitney Edie (2010-13)	285

Free Throw Attempts - Individual Season

1.	Jackie Stiles (2001 - Sr.)	301
2.	Jackie Stiles (2000 - Jr.)	277
3.	Tyonna Snow (2016 - Sr.)	241
4.	Jessie McVay (1997 - Sr.)	232
5.	Jackie Stiles (1999 - So.)	216
6.	Tyonna Snow (2014 - So.)	212
7.	Mary Phyl Dwight (1973 - Jr.)	204
8.	Jackie Stiles (1998 - Fr.)	203
9.	Christiana Shorter (2012 - Jr.)	192
10.	Casey Garrison (2010 - So.)	189
11.	Casey Garrison (2011 - Jr.)	187
12.	Jenni Lingor (2005 - Sr.)	175
13.	Lisa Davies (1998 - Sr.)	173
14.	Christiana Shorter (2010 - Fr.)	172
15.	Aubrey Buckley (2018 - Sr.)	171
16.	Brice Calip (2020 - Jr.)	168
17.	Brice Calip (2022 - Sr.)	168
18.	Lisa Davies (1996 - So.)	166
19.	Jessie McVay (1996 - Jr.)	166
20.	Tara Mitchem (2001 - Sr.)	166
21.	Christiana Shorter (2011 - So.)	166
22.	Kari Koch (2006 - Sr.)	162
23.	Tahnee Balerio (2007 - Jr.)	162
24.	Brice Calip (2019 - So.)	162

Free Throw Percentage - Individual Career

(minimum 150 FTA)	FTM	FTA	Pct.
1.	Sarah Klaassen (2003-06)	164	186 .882
2.	Alexa Willard (2017-20)	216	250 .864
3.	Kari Koch (2003-06)	384	448 .857
4.	Jackie Stiles (1998-01)	852	997 .855
5.	Casey Garrison (2009-12)	558	656 .851
6.	Charity Shira (1991-92)	162	193 .839
7.	Karly Buer (2011-14)	143	172 .8314
8.	Jasmine Malone (2009-12)	206	248 .8306
9.	Tara Mitchem (1999-01)	399	483 .826
10.	Tahnee Balerio (2005-08)	336	414 .812
11.	Melody Howard (1991-94)	254	315 .8063
12.	Liza Fruendt (2015-18)	232	288 .8056
13.	Jenni Lingor (2002-05)	289	485 .802
14.	Jaleshia Roberson (2009-12)	262	328 .799
15.	Gail Beck (1981-82)	207	261 .793
16.	Tina Robbins (1991-94)	256	325 .788
17.	Hannah Wilkerson (2011-14)	125	160 .781
18.	Kenzie Williams (2012-16)	345	444 .777
19.	Brice Calip (2017-22)	560	721 .7766
20.	Sydney Wilson (2019-23)	276	357 .773
21.	Jeanette Tendai (1983-86)	317	414 .766
22.	Meg Tierney (2003-04)	208	273 .762



Steals - Individual Game

1. 10, Kari Koch vs. UNI (1/23/03)
2. 9, Tonya Baucom vs. Idaho (12/13/91)
- 9, Secelia Winkfield vs. Indiana State (1/10/93)
4. 8, Tina Robbins at Eastern Illinois (1/4/91)
- 8, Kari Koch vs. Evansville (3/8/03)
- 8, Kari Koch vs. Evansville (2/19/04)
- 8, Tyonna Snow vs. Oklahoma State (11/13/12)
8. 7, Cindy Castillon at Nicholls State (1/11/82)
- 7, Tracy Verner vs. Eastern Illinois (3/3/86)
- 7, Secelia Winkfield at Texas (11/23/91)
- 7, Secelia Winkfield vs. Idaho State (11/29/91)
- 7, Melody Howard vs. Bradley (1/15/92)
- 7, LaTanya Davis vs. Oregon (12/4/92)
- 7, Secelia Winkfield vs. Bradley (1/28/93)
- 7, Tina Robbins vs. Marquette (12/11/93)
- 7, Tina Robbins vs. Sacramento St. (12/17/93)
- 7, Tina Robbins vs. Illinois State (1/15/94)
- 7, Tina Robbins at Bradley (2/14/94)
- 7, Julie Howard vs. Marquette (11/15/94)
- 7, Jessie McVay at Evansville (2/29/96)
- 7, Sarah Singer vs. Kentucky (12/22/96)
- 7, Sarah Singer vs. UNI (1/29/98)
- 7, Sarah Singer vs. UNI (3/5/98)
- 7, Jackie Stiles vs. UMKC (12/18/99)
- 7, Carly Deer at Evansville (3/10/00)
- 7, Erica Vicente vs. Evansville (1/14/02)
- 7, Kari Koch vs. Drake (1/21/05)
- 7, Tahnee Balerio at Oral Roberts (12/15/07)
- 7, Casey Garrison at E. Michigan (11/29/09)
- 7, Casey Garrison at Southern Illinois (3/6/11)
- 7, Christiana Shorter vs. Indiana St. (1/27/12)
- 7, Kenzie Williams at Southern Illinois (1/27/13)
- 7, Tyonna Snow vs. Southern Illinois (2/21/13)
- 7, Tyonna Snow at Eastern Kentucky (12/5/13)
- 7, Tyonna Snow vs. Evansville (1/31/14)
- 7, Kenzie Williams vs. Loyola (2/15/15)
- 7, Tyonna Snow vs. Loyola (2/12/16)
- 7, Tyonna Snow vs. Wichita State (2/27/16)

Steals - Team Game

1. 33 vs. Idaho (12/13/91)
2. 30 vs. Eastern Illinois (1/2/92)
3. 25 vs. UNI (1/29/98)
- 25 vs. UMKC (12/18/99)
5. 23 vs. Morgan State (12/7/96)
- 23 vs. Evansville (3/8/03)
7. 22 vs. Western Illinois (12/4/95)
8. 21 vs. UNI (2/27/92)
- 21 vs. Oregon (12/4/92)
- 21 vs. Northwestern (12/17/95)
- 21 vs. Evansville (1/2/96)
- 21 vs. Florida State (11/30/96)
- 21 vs. Saint Louis (12/2/89)
- 21 at Pepperdine (11/30/90)
- 21 at Southern Illinois (2/21/04)
16. 20 at Kansas State (12/11/91)
- 20 vs. Pepperdine (12/21/91)
- 20 vs. Bradley (1/15/92)
- 20 vs. Bradley (1/28/93)
- 20 at Bradley (2/13/93)
- 20 vs. Creighton (2/20/93)
- 20 vs. UNI (3/5/98)
- 20 vs. UNI (1/23/03)

Steals - Team Season

1. 469 (1992)
2. 390 (2000)
3. 385 (1993)
4. 370 (1996)
5. 369 (1998)
6. 360 (1991)
7. 359 (2004)
8. 348 (2010)
9. 344 (1994)
10. 333 (2001)

Steals - Individual Career

1. Tyonna Snow (2013-16) 352
2. Kari Koch (2002-06) 340
3. Tina Robbins (1991-94) 316
4. Secelia Winkfield (1990-93) 302
5. Casey Garrison (2009-12) 264
6. Carly Deer (1998-01) 260
7. Brice Calip (2017-22) 251
8. Lisa Davies (1995-98) 241
9. LaTanya Davis (1993-96) 215
10. Kenzie Williams (2012-16) 212
11. Melody Howard (1991-94) 206
12. Jenni Lingor (2002-05) 194
13. Jasmine Malone (2009-12) 184
- Christiana Shorter (2010-13) 184
15. Jasmine Franklin (2019-22) 180
16. Roshonda Reed (1996-99) 179
17. Kimberly Scoggin (1987-91) 178
- Jessie McVay (1996-97) 178
19. Sarah Singer (1997-00) 167
20. Sydney Wilson (2019-23) 166
21. Jaleshia Roberson (2009-12) 164
- Danielle Gitzen (2016-19) 164
23. Jackie Stiles (1998-01) 151
24. Tahnee Balerio (2005-08) 145
25. Amy Nelson (1989-92) 144
- Morgan Hohenberger (2001-04) 144
27. Melody Campbell (1998-01) 137
28. Sarah Klaassen (2003-06) 136
29. Tiff Terwelp (2005-08) 132
30. Kelly Mago (1985-88) 127

Steals - Individual Season

1. Tyonna Snow (2016 - Sr.) 109
2. Tina Robbins (1994 - Sr.) 108
3. Secelia Winkfield (1993 - Sr.) 105
4. Kari Koch (2003 - Fr.) 97
5. Lisa Davies (1998 - Sr.) 94
6. Tyonna Snow (2014 - So.) 93
- Carly Deer (2000 - Jr.) 93
8. Casey Garrison (2010 - So.) 90
- Jessie McVay (1997 - Sr.) 90
10. Jessie McVay (1996 - Jr.) 88
- Carly Deer (2001 - Sr.) 88
12. Kari Koch (2006 - Sr.) 87
13. Kari Koch (2004 - So.) 85
14. Secelia Winkfield (1992 - Jr.) 79
15. Tyonna Snow (2015 - Jr.) 79
16. Casey Garrison (2012 - Sr.) 77
17. Melody Howard (1992 - So.) 75
18. Tina Robbins (1992 - So.) 74
19. LaTanya Davis (1996 - Sr.) 72
20. Kari Koch (2005 - Jr.) 71
- Tyonna Snow (2013 - Fr.) 71
- Brice Calip (2022 - Sr.) 71

Class Leaders

Steals		
Freshman	Kari Koch (2003)	97
Sophomore	Casey Garrison (2010)	90
Junior	Carly Deer (2000)	93
Senior	Tyonna Snow (2016)	109

Steals - Yearly Leaders

Year	Name	Steals
1983-84	Paula Buscher	41
1984-85	Cyndy Hoffman	45
1985-86	Tracy Verner	67
1986-87	Marla Douglass	50
1987-88	Kimberly Scoggin	57
1988-89	Kristen Denmon	56
1989-90	Kimberly Scoggin	64
1990-91	Tina Robbins	67
1991-92	Secelia Winkfield	79
1992-93	Secelia Winkfield	105
1993-94	Tina Robbins	108
1994-95	Lisa Davies	65
1995-96	Jessie McVay	88
1996-97	Jessie McVay	90
1997-98	Lisa Davies	94
1998-99	Roshonda Reed	54
1999-00	Carly Deer	93
2000-01	Carly Deer	88
2001-02	Erica Vicente	57
2002-03	Kari Koch	97
2003-04	Kari Koch	85
2004-05	Kari Koch	71
2005-06	Kari Koch	87
2006-07	Tahnee Balerio	48
2007-08	Tahnee Balerio	49
2008-09	Casey Garrison	63
2009-10	Casey Garrison	90
2010-11	Casey Garrison	59
2011-12	Christiana Shorter	77
2012-13	Tyonna Snow	71
2013-14	Tyonna Snow	93
2014-15	Tyonna Snow	79
2015-16	Tyonna Snow	109
2016-17	Danielle Gitzen	38
2017-18	Danielle Gitzen	56
2018-19	Danielle Gitzen/Jasmine Franklin	54
2019-20	Jasmine Franklin	48
2020-21	Jasmine Franklin	58
2021-22	Brice Calip	71
2022-23	Aniya Thomas	63

Tyonna Snow





Assists - Individual Game

- 17, Nel Patton vs. Bradley (2/18/88)
- 15, Gail Beck vs. Missouri Southern (2/2/82)
- 15, Marla Douglass at UNI (1/26/87)
- 15, Erica Vicente vs. UNI (1/20/01)
- 15, Erica Vicente vs. W. Kentucky (2/12/02)
- 13, Gail Beck vs. Western Illinois (2/22/82)
- 13, Paula Buscher at Drake (1/6/84)
- 13, Tina Robbins vs. Sacramento St. (12/17/93)
- 13, Kari Koch vs. Evansville (3/8/03)
- 13, Casey Garrison vs. Tulsa (12/8/09)
- 12, Paula Buscher vs. Western Illinois (1/12/84)
- 12, Ronda Hubbard vs. Little Rock (12/12/87)
- 12, Amy Nelson at Eastern Illinois (1/21/89)
- 12, Amy Nelson at Illinois State (1/9/92)
- 12, Tina Robbins vs. Nebraska (12/8/93)
- 12, Tina Robbins vs. Marquette (12/11/93)
- 12, Tina Robbins at Illinois State (2/12/94)
- 12, Tina Robbins at Bradley (2/14/94)
- 12, Melody Campbell vs. Auburn (3/17/00)
- 12, Kari Koch vs. Iowa (3/28/05)
- 12, Tahnee Balerio vs. Creighton (2/23/07)
- 12, Tahnee Balerio at Oral Roberts (2/15/07)

Assists - Team Game

- 36 vs. Drake (2/22/93)
- 34 vs. Tulsa (11/24/81)
- 34 vs. Western Illinois (1/24/84)
- 34 vs. Indiana State (2/19/87)
- 34 vs. Indiana State (1/28/89)
- 34 at Western Illinois (2/13/92)
- 31 vs. Sacramento State (12/17/93)
- 31 vs. Lincoln (12/7/20)
- 30 vs. Davidson (11/13/98)
- 30 vs. Indiana State (3/8/01)
- 30 vs. Little Rock (12/29/02)
- 30 vs. Oral Roberts (12/12/03)
- 30 vs. Oral Roberts (12/20/05)
- 30 vs. Evansville (2/24/22)

Assists - Team Season

- 695 (1992)
- 611 (2001)
- 577 (1991)
- 571 (2004)
- 567 (1994)
- 547 (1993)
- 531 (1982)
- 528 (1999)
- 526 (2005)
- 524 (1995)

Fewest Turnovers - Team Game

- 3 vs. Evansville (3/1/18)

Assists - Individual Career

- | | |
|----------------------------------|-----|
| 1. Tina Robbins (1991-94) | 657 |
| 2. Kari Koch (2002-06) | 529 |
| 3. Casey Garrison (2009-12) | 525 |
| 4. Amy Nelson (1989-92) | 516 |
| 5. Brice Calip (2017-22) | 502 |
| 6. Secelia Winkfield (1990-93) | 455 |
| 7. Tahnee Balerio (2005-08) | 420 |
| 8. Jenni Lingor (2002-05) | 386 |
| 9. Gail Beck (1981-82) | 368 |
| 10. Melody Howard (1991-94) | 356 |
| 11. Erica Vicente (2001-02) | 354 |
| 12. Carly Deer (1998-01) | 352 |
| Melody Campbell (1998-01) | 352 |
| 14. Cindy Castillon (1981-83) | 332 |
| 15. Nel Patton (1985-88) | 328 |
| 16. Kenzie Williams (2012-16) | 320 |
| 17. Morgan Hohenberger (2001-04) | 319 |
| 18. Mya Bhinhar (2019-22) | 307 |
| 19. Danielle Gitzen (2016-19) | 294 |
| 20. Jaleshia Roberson (2009-12) | 276 |
| 21. Tyonna Snow (2013-16) | 265 |
| 22. Paula Buscher (1984-85) | 264 |
| 23. Jackie Stiles (1998-01) | 259 |
| 24. Sydney Wilson (2019-23) | 255 |
| 25. Julie Howard (1992-95) | 242 |
| 26. Lexi Hughes (2014-17) | 237 |
| 27. Lisa Davies (1995-98) | 221 |
| 28. Jessie McVay (1996-97) | 216 |
| 29. Lynne Miller (1982-84) | 215 |
| 30. Yen Quach (1998-99) | 210 |

Assists - Individual Season

- | | |
|------------------------------------|-----|
| 1. Tina Robbins (1994 - Sr.) | 213 |
| 2. Erica Vicente (2002 - Sr.) | 208 |
| 3. Gail Beck (1982 - Sr.) | 187 |
| 4. Gail Beck (1981 - Jr.) | 181 |
| 5. Amy Nelson (1989 - Fr.) | 173 |
| 6. Amy Nelson (1992 - Sr.) | 168 |
| 7. Casey Garrison (2010 - So.) | 167 |
| 8. Nel Patton (1988 - Sr.) | 159 |
| 9. Tina Robbins (1993 - Jr.) | 157 |
| 10. Melody Campbell (2000 - Jr.) | 156 |
| 11. Secelia Winkfield (1993 - Sr.) | 151 |
| 12. Kari Koch (2006 - Sr.) | 150 |
| 13. Tina Robbins (1992 - So.) | 148 |
| Jenni Lingor (2005 - Sr.) | 148 |
| 15. Erica Vicente (2001 - Jr.) | 146 |
| 16. Melody Campbell (2001 - Sr.) | 145 |
| 17. Yen Quach (1998 - Jr.) | 144 |
| 18. Kari Koch (2004 - So.) | 142 |
| Tahnee Balerio (2008 - Sr.) | 142 |
| 20. Aniya Thomas (2023 - Sr.) | 140 |

Class Leaders

Assists		
Freshman	Amy Nelson (1989)	173
Sophomore	Casey Garrison (2010)	167
Junior	Gail Beck (1981)	181
Senior	Tina Robbins (1994)	213

Assist-to-Turnover - Individual Career

(minimum 150 assists)	A	TO	Ratio
1. Amy Nelson (1989-92)	516	259	1.992
2. Brice Calip (2017-22)	502	268	1.873
3. Tina Robbins (1991-94)	657	394	1.668
4. Casey Garrison (2009-12)	525	342	1.535
5. Mya Bhinhar (2019-22)	307	215	1.428
6. Erica Vicente (2001-02)	354	253	1.399
7. Melody Campbell (1998-01)	352	258	1.364
8. Paula Buscher (1984-85)	264	196	1.347
9. Rhonda Hubbard (1987-89)	200	151	1.325
10. Sydney Wilson (2019-23)	255	194	1.314
11. Kari Koch (2002-06)	529	407	1.300
12. Carly Deer (1998-01)	352	273	1.289
13. Yen Quach (1998-99)	210	171	1.228
14. Danielle Gitzen (2016-19)	294	240	1.225
15. Melody Howard (1991-94)	356	292	1.219
16. Marla Douglass (1986-87)	205	173	1.185
17. Kenzie Williams (2012-16)	320	271	1.181
18. Tahnee Balerio (2005-08)	420	362	1.160
19. Dianna Pasley (1983-85)	172	152	1.132
20. Julie Howard (1992-95)	242	215	1.126
21. Cyndy Hoffman (1984-85)	170	153	1.111
22. Nel Patton (1985-88)	328	303	1.083
23. Kristen Denmon (1988-91)	184	171	1.076
24. Jaleshia Roberson (2009-12)	276	258	1.070
25. Patty Porter (1988-90)	166	156	1.064

Assist-to-Turnover - Individual Season

(minimum 75 assists)	A	TO	Ratio
1. Brice Calip (2021 - Sr.)	107	38	2.816
2. Amy Nelson (1992 - Sr.)	168	63	2.667
3. Brice Calip (2020 - Jr.)	110	47	2.340
4. Amy Nelson (1990 - So.)	95	45	2.111
5. Mya Bhinhar (2022 - Sr.)	120	59	2.034
6. Brice Calip (2022 - Sr.)	111	56	1.982
7. Tina Robbins (1994 - Sr.)	213	109	1.954
8. Tina Robbins (1991 - Fr.)	139	74	1.878
9. Marla Douglass (1987 - Sr.)	138	75	1.840
10. Nel Patton (1988 - Sr.)	159	87	1.828
11. Casey Garrison (2012 - Sr.)	134	76	1.763
12. Amy Nelson (1991 - Jr.)	80	46	1.739
13. Casey Garrison (2010 - So.)	167	98	1.704
14. Amy Nelson (1989 - Fr.)	173	105	1.648
15. Melody Howard (1991 - Fr.)	98	60	1.633
16. Kenzie Williams (2016 - Sr.)	95	59	1.610
17. Melody Campbell (2000 - Jr.)	156	98	1.592
18. Casey Garrison (2011 - Jr.)	133	85	1.565
19. Erica Vicente (2001 - Jr.)	146	94	1.553
20. Paula Buscher (1984 - Jr.)	138	89	1.551

Class Leaders

Assist-to-Turnover	A	TO	Ratio	
Freshman	Tina Robbins (1991)	139	74	1.878
Sophomore	Amy Nelson (1990)	95	45	2.111
Junior	Brice Calip (2020)	110	47	2.340
Senior	Brice Calip (2021)	107	38	2.816

Assists - Yearly Leaders

Year	Name	Assists	1992-93	Tina Robbins	157	2007-08	Tahnee Balerio	142	2022-23	Aniya Thomas	140
1978-79	Candy Evans	31	1993-94	Tina Robbins	213	2008-09	Casey Garrison	91			
1979-80	Pat Rakers	61	1994-95	Julie Howard	108	2009-10	Casey Garrison	167			
1980-81	Gail Beck	181	1995-96	Jessie McVay	105	2010-11	Casey Garrison	133			
1981-82	Gail Beck	187	1996-97	Jessie McVay	111	2011-12	Casey Garrison	134			
1982-83	Cindy Castillon	91	1997-98	Yen Quach	144	2012-13	Kenzie Williams	88			
1983-84	Paula Buscher	138	1998-99	Carly Deer	136	2013-14	Hannah Wilkerson	70			
1984-85	Paula Buscher	126	1999-00	Melody Campbell	156	2014-15	Kenzie Williams	85			
1985-86	Mardy Tyson	95	2000-01	Erica Vicente	146	2015-16	Tyonna Snow	97			
1986-87	Marla Douglass	138	2001-02	Erica Vicente	208	2016-17	Lexi Hughes	85			
1987-88	Nel Patton	159	2002-03	Morgan Hohenberger	132	2017-18	Brice Calip	84			
1988-89	Amy Nelson	173	2003-04	Kari Koch	142	2018-19	Danielle Gitzen	113			
1989-90	Secelia Winkfield	114	2004-05	Jenni Lingor	148	2019-20	Brice Calip	110			
1990-91	Tina Robbins	139	2005-06	Kari Koch	150	2020-21	Brice Calip	107			
1991-92	Amy Nelson	168	2006-07	Tahnee Balerio	138	2021-22	Mya Bhinhar	120			



Blocks - Individual Game

1. 9, Tia Mays vs. Arkansas State (12/5/10)
2. 8, Tia Mays vs. Illinois State (1/11/11)
- 8, Sharon Zeilmann at Tulsa (12/4/86)
- 8, Sharon Zeilmann at Indiana State (1/5/87)
5. 7, Tia Mays vs. Wichita State (1/21/11)
- 7, Sharon Zeilmann at Eastern Illinois (2/28/85)
- 7, Breton Wyett vs. Evansville (1/14/06)
8. 6, Sharon Zeilmann vs. Indiana State (2/4/84)
- 6, Sharon Zeilmann vs. College of the Ozarks (12/14/84)
- 6, Sharon Zeilmann at Drake (1/26/85)
- 6, Sharon Zeilmann vs. S. Illinois (1/31/85)
- 6, Sharon Zeilmann vs. Indiana State (2/7/85)
- 6, Sharon Zeilmann at Western Illinois (2/5/87)
- 6, Tia Mays vs. SIU Edwardsville (12/9/10)
- 6, Tia Mays at Morgan State (12/21/10)
- 6, Tia Mays vs. Evansville (1/2/11)
- 6, Tia Mays vs. Indiana State (1/16/11)
- 6, Heidi Muller vs. Florida State (11/24/90)
- 6, Audrey Holt vs. UNI (12/30/16)

Blocks - Team Game

1. 15 vs. William Jewell (12/31/19)
2. 13 vs. Lincoln (12/7/20)
3. 12 vs. UNI (1/20/91)
4. 11 vs. Lamar (11/12/10)
- 11 vs. Arkansas State (12/5/10)
- 11 vs. William Jewell (12/3/21)
7. 10 vs. Indiana State (1/4/01)
- 10 at Morgan State (12/21/10)
- 10 vs. Evansville (1/2/11)
- 10 vs. Illinois State (1/11/11)
- 10 vs. Drake (1/8/16)
- 10 vs. Evansville (2/24/22)
13. 9 vs. Indiana State (2/4/84)
- 9 vs. Indiana State (2/7/85)
- 9 vs. UMKC (12/30/89)
- 9 vs. UNI (1/9/99)
- 9 vs. Bradley (1/25/99)
- 9 vs. Wichita State (1/21/11)
- 9 vs. Indiana State (3/12/11)

Blocks - Team Season

1. 192 (2011)
2. 170 (2022)
3. 138 (2020)
4. 129 (1985)
5. 119 (2001)
- 119 (2016)
7. 118 (2019)
8. 111 (1987)
- 111 (2013)
10. 107 (2017)

Class Leaders

Blocks

Freshman	Jasmine Franklin (2019)	47
Sophomore	Tia Mays (2011)	107
Junior	Sharon Zeilmann (1985)	75
Senior	Abi Jackson (2022)	81

Jasmine Franklin

Blocks - Individual Career

1. Sharon Zeilmann (1983-87) 221
2. Jasmine Franklin (2019-22) 130
3. Abi Jackson (2021-22) 110
4. Christiana Shorter (2010-13) 109
5. Tia Mays (2011) 107
6. Breton Wyett (2006-07) 96
7. Kelly Mago (1985-88) 84
8. Emily Gartner (2018-21) 77
9. Carly Deer (1998-01) 73
10. Tyonna Snow (2013-16) 72
11. Stephanie Busbey (2000-04) 69
12. Casey Garrison (2009-12) 67
- Whitney Edie (2010-13) 67
14. Shameka Ealy (2017-20) 65
15. Onye Osemenam (2014-17) 63
16. Tiff Terwelp (2005-08) 60
17. Hillary Chvatal (2013-16) 59
18. Brice Calip (2017-22) 58
19. Sarah Stohs (1985-88) 56
20. Audrey Holt (2015-18) 53
21. Kenzie Williams (2012-16) 52
22. Kimberly McDowell (1998-99) 51
23. Bry Snow (2012-14) 49
24. Jasmine Malone (2009-12) 48
25. Ann Cavey (1999-02) 45
26. **Jade Masogayo (2023-pres.)** 44
27. Meg Tierney (2003-04) 41
28. LaWaynta Dawson (1990-91) 40
- LaTanya Davis (1993-96) 40
30. Carolyn Weirick (2000-02) 35

Blocks - Individual Season

1. Tia Mays (2011 - So.) 107
2. Abi Jackson (2022 - Sr.) 81
3. Sharon Zeilmann (1985 - Jr.) 75
- Sharon Zeilmann (1987 - Sr.) 75
5. Sharon Zeilmann (1984 - So.) 48
6. Jasmine Franklin (2019 - Fr.) 47
7. Breton Wyett (2007 - So.) 45
8. **Jade Masogayo (2023 - Fr.)** 44
9. Breton Wyett (2006 - Fr.) 43
10. Tyonna Snow (2016 - Sr.) 39
11. Christiana Shorter (2010 - Fr.) 37
- Kimberly McDowell (1999 - So.) 37
13. Kelly Mago (1986 - So.) 34
- Jasmine Franklin (2020 - So.) 34
15. Christiana Shorter (2011 - So.) 30
16. Stephanie Busbey (2004 - Sr.) 29
- Bry Snow (2014 - Sr.) 29
- Emily Gartner (2020 - Jr.) 29
- Abi Jackson (2021 - Sr.) 29
20. Sarah Stohs (1988 - Sr.) 27
- Christiana Shorter (2013 - Sr.) 27
22. Tiff Terwelp (2008 - Sr.) 26
- Shameka Ealy (2017 - Fr.) 26
- Jasmine Franklin (2022 - Sr.) 26

Blocked Shots - Yearly Leaders

Year	Name	Blocks
1983-84	Sharon Zeilmann	48
1984-85	Sharon Zeilmann	75
1985-86	Kelly Mago	34
1986-87	Sharon Zeilmann	75
1987-88	Sarah Stohs	27
1988-89	Patty Porter	14
1989-90	LaWaynta Dawson	16
1990-91	LaWaynta Dawson	24
1991-92	Tonya Baucom	10
1992-93	Secelia Winkfield	11
1993-94	LaTanya Davis	12
1994-95	Charitee Longstreth	8
1995-96	LaTanya Davis	12
1996-97	Kenya Tuttle	10
1997-98	Kimberly McDowell	14
1998-99	Kimberly McDowell	37
1999-00	Carolyn Weirick	19
2000-01	Carly Deer	23
2001-02	Ann Cavey	17
2002-03	Stephanie Busbey	19
2003-04	Stephanie Busbey	29
2004-05	Tiff Terwelp	12
2005-06	Breton Wyett	43
2006-07	Breton Wyett	45
2007-08	Tiff Terwelp	24
2008-09	Casey Garrison	22
2009-10	Christiana Shorter	37
2010-11	Tia Mays	107
2011-12	W. Edie/C. Garrison	22
2012-13	Christiana Shorter	27
2013-14	Bry Snow	29
2014-15	Hillary Chvatal	24
2015-16	Tyonna Snow	39
2016-17	Shameka Ealy	26
2017-18	Shameka Ealy	21
2018-19	Jasmine Franklin	47
2019-20	Jasmine Franklin	34
2020-21	Abi Jackson	29
2021-22	Abi Jackson	81
2022-23	Jade Masogayo	44



Sharon Zeilmann



Games Played - Individual Career

1. Brice Calip (2017-22)	163
2. Sydney Wilson (2019-23)	154
3. Lacey Boshe (2009-12)	131
4. Casey Garrison (2009-12)	130
5. Jackie Stiles (1998-01)	129
Lexi Hughes (2014-17)	129
Alexa Willard (2017-20)	129
8. Sarah Klaassen (2003-06)	128
Jaleshia Roberson (2009-12)	128
Christiana Shorter (2010-13)	128
11. Melody Howard (1991-94)	127
Danielle Gitzen (2016-19)	127
13. Carly Deer (1998-01)	126
14. LaTanya Davis (1993-96)	125
Regan Soldner (2009-12)	125
Abby Hipp (2018-22)	125
17. Julie Howard (1992-95)	124
Morgan Hohenberger (2001-04)	124
Jenni Lingor (2002-05)	124
Jasmine Malone (2009-12)	124
Rachel Swartz (2014-17)	124
Elle Ruffridge (2018-pr.)	124
23. Secelia Winkfield (1990-93)	123
Ann Cavey (1999-02)	123
Liza Fruendt (2015-18)	123
26. Tina Robbins (1991-94)	122
Kari Koch (2003-06)	122
Emily Gartner (2018-pr.)	122
29. Kenzie Williams (2012-16)	121
Nicole Lehman (2002-05)	121
31. Tyonna Snow (2013-16)	120
Hillary Chvatal (2013-16)	120
Lisa Davies (1995-98)	120
Melody Campbell (1998-01)	120
Tiff Terwelp (2005-08)	120

Games Played - Individual Season

- 35, by Gail Beck (Jr.), Sandy Meyer (Sr.), Terri Thomas (Sr.) in 1981 & Jackie Stiles (Sr.), Tara Mitchem (Sr.), Carly Deer (Sr.), Erica Vicente (Jr.), Erika Rante (Jr.) in 2001 & Lacey Boshe (Jr.), Karly Buer (Fr.), Casey Garrison (Jr.), Tia Mays (Jr.), Kendra Roberts (Sr.) in 2011 & Danielle Gitzen (Sr.), Alexa Willard (Jr.), Brice Calip (So.), Jasmine Franklin (Fr.), Sydney Manning (Fr.), Elle Ruffridge (So.), Mya Bhinhar (Fr.) in 2019

Games Started - Individual Season

1. Gail Beck (1981 - Jr.)	35
Sandy Meyer (1981 - Sr.)	35
Terri Thomas (1981 - Sr.)	35
Jackie Stiles (2001 - Sr.)	35
Tara Mitchem (2001 - Sr.)	35
Erica Vicente (2001 - Jr.)	35
Casey Garrison (2011 - Jr.)	35
Danielle Gitzen (2019 - Sr.)	35
Brice Calip (2019 - So.)	35
Alexa Willard (2019 - Jr.)	35

Winning Games Played - Individual Career

1. Brice Calip (2017-22)	122
2. Sydney Wilson (2019-23)	119
3. Melody Howard (1991-94)	104
4. Tina Robbins (1991-94)	102
5. Jackie Stiles (1998-01)	101
6. Secelia Winkfield (1990-93)	99
7. Carly Deer (1998-01)	98
8. Abby Hipp (2018-22)	97
9. Melody Campbell (1998-01)	96
Julie Howard (1992-95)	96
11. Elle Ruffridge (2018-pr.)	95
Emily Gartner (2018-pr.)	95
13. LaTanya Davis (1993-96)	93
14. Ann Cavey (1999-02)	91
15. Morgan Hohenberger (2001-04)	88
Sarah Klaassen (2003-06)	88
Alexa Willard (2017-20)	88

Consecutive Starts

129, Alexa Willard (11/11/16 to 3/7/20)

Minutes Played - Individual Career

1. Brice Calip (2017-22)	4681
2. Casey Garrison (2009-12)	4368
3. Kari Koch (2003-06)	4312
4. Jackie Stiles (1998-01)	4133
5. Sydney Wilson (2019-23)	3921
6. Jenni Lingor (2002-05)	3868
7. Kenzie Williams (2012-16)	3748
8. Lisa Davies (1995-98)	3714
9. Melody Howard (1991-94)	3710
10. Sarah Klaassen (2003-06)	3691
11. Roshonda Reed (1996-99)	3595
12. Jaleshia Roberson (2009-12)	3392
13. Secelia Winkfield (1990-93)	3380
14. Alexa Willard (2017-20)	3378
15. LaTanya Davis (1993-96)	3339
16. Tahnee Balerio (2005-08)	3304
17. Tina Robbins (1991-94)	3237
18. Jasmine Malone (2009-12)	3231
19. Christiana Shorter (2010-13)	3202
20. Kelly Mago (1985-88)	3080
21. Tiff Terwelp (2005-08)	3067
22. Karen Rapier (1989-92)	3052
23. Liza Fruendt (2015-18)	3020
24. Tyonna Snow (2013-16)	2947
25. Danielle Gitzen (2016-19)	2930
26. Tara Mitchem (1999-01)	2788
27. Carly Deer (1998-01)	2630
28. Aubrey Buckley (2015-18)	2620
29. Amy Nelson (1989-92)	2600
30. Lacey Boshe (2009-12)	2556

Minutes Played - Individual Season

1. Kari Koch (2006 - Sr.)	1237
2. Sarah Klaassen (2006 - Sr.)	1213
3. Casey Garrison (2010 - So.)	1183
4. Jackie Stiles (2001 - Sr.)	1169
5. Casey Garrison (2011 - Jr.)	1164
6. Aniya Thomas (2023 - Sr.)	1132
7. Jenni Lingor (2005 - Sr.)	1131
8. Kari Koch (2003 - Fr.)	1105
9. Tara Mitchem (2001 - Sr.)	1103
10. Jackie Stiles (2000 - Jr.)	1093
11. Sydney Wilson (2022 - Sr.)	1083
12. Jaleshia Roberson (2010 - So.)	1076
13. Brice Calip (2022 - Sr.)	1070
14. Kari Koch (2004 - So.)	1064
15. Melody Howard (1993 - Jr.)	1060
16. Secelia Winkfield (1993 - Sr.)	1058
Roshonda Reed (1999 - Sr.)	1058
18. Nicole Lehman (2005 - Sr.)	1045
Kenzie Williams (2016 - Sr.)	1045
20. Sydney Wilson (2023 - Sr.)	1037

Minutes Per Game - Individual Season

1. Kari Koch (2006)	38.7
---------------------	------

Minutes Played - Individual Game

1. Kristen Denmon vs. Indiana St. (1/28/89)	51
---	----

Class Leaders

Minutes Played		
Freshman	Kari Koch (2003)	1105
Sophomore	Casey Garrison (2010)	1183
Junior	Casey Garrison (2011)	1164
Senior	Kari Koch (2006)	1237

Personal Fouls - Individual Career

1. Christiana Shorter (2010-13)	384
2. LaTanya Davis (1993-96)	359
Tiff Terwelp (2005-08)	359
4. Kelly Mago (1985-88)	346
5. Jasmine Franklin (2019-22)	325
6. Tyonna Snow (2013-16)	313
Lisa Davies (1995-98)	313
8. Karen Rapier (1989-92)	308
9. Sydney Wilson (2019-23)	306
10. Secelia Winkfield (1990-93)	303
11. Kimberly Scoggin (1987-91)	300
12. Sharon Zeilmann (1983-87)	298
Jackie Stiles (1998-01)	298
14. Jaleshia Roberson (2009-12)	296
15. Lynn Strubberg (1980-83)	295

Personal Fouls - Individual Season

1. Jasmine Franklin (2019 - Fr.)	125
2. Sandy Meyer (1981 - Sr.)	122
3. Terri Thomas (1981 - Sr.)	111
4. Abi Jackson (2022 - Sr.)	110
5. Erika Rante (2001 - Jr.)	109
6. Nanne Jackson (1994 - Jr.)	108
7. Christiana Shorter (2010 - Fr.)	107
Christiana Shorter (2012 - Jr.)	107
Kimberly Scoggin (1988 - So.)	107
10. Tonya Baucom (1992 - Jr.)	106
Charitee Longstreth (1995 - Jr.)	106
Kelly Mago (1986 - So.)	106
13. Charitee Longstreth (1994 - So.)	104
14. Jade Masogayo (2023 - Fr.)	101
15. Cindy Castillon (1983 - Sr.)	97
Julie Howard (1995 - Sr.)	97
17. Cindy Castillon (1983 - Sr.)	96
Rachel Johnson (2000 - Sr.)	96
Marisha Brown (2008 - Fr.)	96
Melissa Busby (2008 - So.)	96

Personal Fouls - Team Game

- 36 at Pepperdine (11/30/90)
- 36 at Colorado State (3/14/99)
- 36 at UNI (2/18/01)
- 34 at Tulsa (12/9/06)
- 33 at TCU (12/15/01)
- 32 vs. Bradley (1/9/89)
- 32 vs. Indiana State (1/28/89)
- 32 at Iowa (12/5/93)
- 32 vs. Washington (11/20/94)
- 32 at Illinois (12/10/96)
- 32 vs. Drake (1/23/99)
- 32 at Wichita State (2/25/01)

Personal Fouls - Team Season

- 739 (2001)
- 713 (1995)
- 706 (1999)
- 695 (1992)
- 652 (2000)
- 633 (1981)
- 632 (1994)
- 629 (2014)
- 620 (1991)
- 614 (1998)



Games Played - Team Season

- 1. 35 (1981)
- 35 (2001)
- 35 (2011)
- 35 (2019)
- 5. 34 (1992)
- 34 (2016)
- 7. 33 (1982)
- 33 (1995)
- 33 (2005)
- 33 (2010)
- 33 (2012)
- 33 (2015)
- 33 (2018)
- 33 (2022)

Games Won - Team Season

- 1. 31 (1992)
- 2. 29 (2001)
- 3. 28 (2004)
- 4. 26 (1991)
- 26 (2020)
- 6. 25 (1981)
- 25 (1996)
- 25 (1999)
- 25 (2005)
- 25 (2019)
- 25 (2022)
- 12. 24 (1994), 24 (2011), 24 (2012), 24 (2016)

Games Lost - Team Season

- 1. 21 (1986)
- 21 (2007)
- 3. 20 (1989)
- 20 (2009)
- 5. 19 (2008)
- 6. 18 (1980)
- 18 (1983)
- 8. 17 (1976)
- 17 (1977)
- 17 (1978)
- 17 (1979)
- 17 (1988)
- 17 (2013)
- 17 (2014)

Winning Percentage - Season

	W	L	Pct.
1. 1991-92	31	3	.912
2. 2020-21	23	3	.885
3. 2003-04	28	4	.875
4. 2019-20	26	4	.867
5. 1990-91	26	5	.839
6. 1995-96	25	5	.833
7. 2000-01	29	6	.828
8. 1993-94	24	6	.800
1997-98	24	6	.800
10. 1998-99	25	7	.781

Conference Winning Percentage - Season

	W	L	Pct.
1. 2020-21	16	0	1.000
2. 1991-92	17	1	.944
3. 1993-94	15	1	.938
4. 1990-91	16	2	.889
1995-96	16	2	.889
2000-01	16	2	.889
2003-04	16	2	.889
2018-19	16	2	.889
2019-20	16	2	.889
10. 1992-93	14	2	.875
11. 1998-99	15	3	.833
2004-05	15	3	.833
2017-18	15	3	.833

Miscellaneous Team Won-Loss Stats

- Seasons of 20+ wins - 24
- Seasons of 20+ losses - 4
- Seasons above .500 - 38
- Seasons below .500 - 16
- Conference seasons above .500 - 29
- Conference seasons at .500 - 2
- Conference seasons below .500 - 9

Triple-Doubles

- Carly Deer vs. Drake (1/23/99) -
(11 points, 10 rebounds, 10 assists)
- Casey Garrison vs. Tulsa (12/8/09) -
(11 points, 11 rebounds, 13 assists)

Double-Doubles - Career

- 1. Lynn Strubberg (1980-83) 44
- 2. Jeanette Tendai (1983-86) 35
- 3. Jasmine Franklin (2019-22) 33
- 4. Christiana Shorter (2010-13) 25
- 5. Roshonda Reed (1996-99) 24
- 6. Tiff Terwelp (2005-08) 21
- 7. Kelly Mago (1985-88) 17
- 8. Lisa Davies (1995-98) 13
- 9. Casey Garrison (2009-12) 12
- 10. Jenni Lingor (2002-05) 11
- Kennedy Taylor (2023-pres.) 11**

Note: Cindy Henderson nearly averaged a double-double for her career (13.4 points, 9.3 rebounds) from 1972-75, but is not included in the double-double list as game-by-game records are not available from her playing seasons.

Double-Doubles - Season

- 1. Lynn Strubberg (1980 - Fr.) 13
- Lynn Strubberg (1981 - So.) 13
- Jeanette Tendai (1984 - So.) 13
- Roshonda Reed (1999 - Sr.) 13
- 5. Lynn Strubberg (1982 - Jr.) 12
- Tiff Terwelp (2008 - Sr.) 12
- 7. **Kennedy Taylor (2023 - So.) 11**
- 8. Jasmine Franklin (2021 - Jr.) 10
- 9. Kelly Mago (1987 - Jr.) 9
- Whitney Edie (2013 - Sr.) 9
- Jasmine Franklin (2020 - So.) 9
- 12. Kelly Mago (1987 - Jr.) 8
- Christiana Shorter (2010 - Fr.) 8
- Jasmine Franklin (2022 - Sr.) 8

Double-Figure Rebound Games - Career

- 1. Lynn Strubberg (1980-83) 53
- 2. Jasmine Franklin (2019-22) 44
- 3. Jeanette Tendai (1983-86) 35
- 4. Tiff Terwelp (2005-08) 31
- 5. Christiana Shorter (2010-13) 29
- 6. Kelly Mago (1985-88) 18
- 7. Sharon Zeilmann (1983-87) 15
- 8. **Kennedy Taylor (2023-pres.) 14**
- 9. Carly Deer (1998-01) 13
- Hillary Chvatal (2013-16) 13
- 11. **Indya Green (2023-pres.) 12**

Double-Figure Rebound Games - Season

- 1. Lynn Strubberg (1982 - Jr.) 18
- Tiff Terwelp (2008 - Sr.) 18
- 3. Lynn Strubberg (1980 - Fr.) 15
- 4. **Kennedy Taylor (2023 - So.) 14**
- 5. Jeannette Tendai (1984 - So.) 13
- Roshonda Reed (1999 - Sr.) 13
- Lynn Strubberg (1981 - So.) 13
- Jasmine Franklin (2021 - Jr.) 13
- 9. **Indya Green (2023 - So.) 12**
- 10. Carly Deer (2001 - Sr.) 11
- Jasmine Franklin (2019 - Fr.) 11
- Jasmine Franklin (2020 - So.) 11
- 13. Jeannette Tendai (1985 - Jr.) 10
- Jeannette Tendai (1986 - Sr.) 10
- Christiana Shorter (2011 - So.) 10
- Whitney Edie (2013 - Sr.) 10

Double-Figure Scoring Games - Season

- 1. Jackie Stiles (2001 - Sr.) 35
- 2. Casey Garrison (2011 - Jr.) 33
- 3. Jackie Stiles (2000 - Jr.) 32
- Jenni Lingor (2005 - Sr.) 32
- Casey Garrison (2010 - So.) 32
- 6. Jackie Stiles (1999 - So.) 31
- Kari Koch (2006 - Sr.) 31
- 8. LaWaynta Dawson (1991 - Sr.) 30
- Roshonda Reed (1999 - Sr.) 30
- Tyonna Snow (2016 - Sr.) 30

Consecutive Games in Double Figures

92, Jackie Stiles (12/8/98 to 3/30/01)

Double-Figure Scoring Games - Career

- 1. Jackie Stiles (1998-01) 127
- 2. Casey Garrison (2009-12) 118
- 3. Kari Koch (2003-06) 106
- 4. Melody Howard (1991-94) 100
- 5. Jenni Lingor (2002-05) 95
- 6. Lisa Davies (1995-98) 90
- Roshonda Reed (1996-99) 90
- 8. Kenzie Williams (2012-16) 89
- Brice Calip (2017-22) 89
- 9. Tyonna Snow (2013-16) 84
- Liza Fruendt (2015-18) 84

30-Point, 20-Rebound Games

Cindy Henderson (37/24), 1/20/75 at Claremore JC
Cindy Henderson (33/23), 1/18/75 vs. S'west Baptist

20-Point, 20-Rebound Games

Roshonda Reed (20/20), 2/27/99 vs. Southern Illinois

20-Point, 15-Rebound Games

Lynn Strubberg (28/16), 1/20/81 vs. Mo. Southern
Jeanette Tendai (27/16), 11/26/83 at Mo. St. Louis
Jeanette Tendai (28/16), 12/13/83 at UT-San Antonio
Jeanette Tendai (28/15), 2/11/84 at Western Illinois
Jeanette Tendai (25/17), 12/1/84 vs. Stephen F. Austin
Jeanette Tendai (22/16), 2/13/86 vs. Indiana State
Sharon Zeilmann (20/17), 1/5/87 at Indiana State
Sarah Stohs (20/15), 12/29/87 vs. Drake
Roshonda Reed (20/16), 2/6/97 vs. Bradley
Roshonda Reed (25/15), 1/23/99 vs. Drake
Tiff Terwelp (26/15), 11/29/06 vs. Portland State
Casey Garrison (35/17), 11/27/09 at Arkansas State
Whitney Edie (22/16), 12/1/12 vs. N. Kentucky
Aubrey Buckley (22/16), 2/4/18 at Drake
Kennedy Taylor (25/15), 2/4/23 vs. UIC



Win Streak - Overall

- 1. 21, 1/11/92 to 3/28/92
2. 19, 1/15/21 to 3/24/21
3. 18, 12/3/03 to 2/10/04
4. 15, 1/27/93 to 3/16/94
15, 1/14/99 to 3/4/99
6. 14, 1/29/74 to 3/8/74
14, 12/28/95 to 2/9/96
14, 12/10/99 to 2/3/00
9. 13, 12/20/18 to 2/8/19
10. 12, 11/17/97 to 1/8/98
11. 11, 2/3/91 to 3/13/91
11, 1/21/12 to 3/1/12
13. 10, 11/29/91 to 1/4/92
10, 2/25/01 to 3/26/01
10, 2/13/15 to 3/14/15

Win Streak - Home

- 1. 31, 12/18/90 to 12/11/92
2. 30, 1/8/93 to 11/17/94
3. 20, 12/3/03 to 12/8/04
20, 1/9/99 to 2/3/00
5. 19, 11/18/00 to 11/30/01
6. 16, 3/3/89 to 12/8/90
16, 11/8/19 to 12/7/20
8. 15, 1/22/21 to 1/20/22
9. 14, 11/24/95 to 11/23/96
10. 12, 12/17/94 to 3/10/95

Win Streak - Road

- 1. 13, 1/18/19 to 11/14/19
13, 3/1/20 to 11/9/21
3. 9, 1/11/92 to 3/22/92
4. 7, 12/28/95 to 2/9/96
7, 12/2/15 to 2/5/16
6. 6, 1/14/99 to 2/20/99
6, 12/6/03 to 1/26/04
8. 5, on 8 occasions

Win Streak - Conference Overall

- 1. 24, 1/9/99 to 2/3/00
2. 21, 3/1/20 to 1/2/22
3. 17, 1/11/92 to 1/10/93
17, 2/9/18 to 2/8/19
5. 12, 1/2/96 to 2/9/96
6. 11, 1/4/04 to 2/10/04
11, 1/21/12 to 3/1/12
8. 10, 2/3/91 to 1/4/92
10, 1/27/94 to 3/5/94
10, 2/13/15 to 1/3/16
11. 9, 1/8/90 to 2/3/90
9, 1/4/95 to 2/2/95

Win Streak - Conference Home

- 1. 66, 3/3/89 to 1/20/97
2. 19, 3/2/03 to 2/27/05
19, 1/10/20 to 1/20/22
4. 15, 2/18/00 to 1/14/02
5. 13, 1/9/99 to 1/29/00
13, 1/7/18 to 1/27/19
7. 10, 2/25/11 to 3/1/12
8. 9, 1/8/87 to 12/31/87
9, 2/5/10 to 1/21/11
10. 7, 2/16/02 to 1/25/03
7, 1/22/16 to 3/5/16

Win Streak - Conference Road

- 1. 13, 2/16/18 to 1/5/20
2. 10, 1/14/99 to 1/22/00
10, 2/20/15 to 2/5/16
10, 3/1/20 to 3/6/21
5. 8, 1/11/92 to 3/7/92
6. 7, 2/25/95 to 2/9/96
7. 6, 1/16/93 to 2/25/93
6, 2/21/16 to 2/5/17
9. 5, 1/11/01 to 2/3/01
5, 1/18/02 to 2/10/02
5, 2/22/03 to 1/26/04
5, 1/21/12 to 2/26/12

Best Start - Season

- 1. 12-0, 1997-98
2. 9-0, 1971-72
3. 6-0, 1973-74
4. 5-0, 1986-87
5. 4-0, 2019-20

Best Start - MVC

- 1. 16-0, 2020-21 (Full MVC season)
2. 12-0, 1995-96
3. 11-0, 2003-04
4. 10-0, 1999-00
Dec. 31, 1991 25 Coaches
10-0, 2018-19
6. 6-0, 1996-97

Worst Start - Season

- 1. 0-6, 2007-08
0-6, 2014-15
3. 0-5, 1975-76
4. 0-4, 1988-89
5. 0-3, 1984-85

Worst Start - MVC

- 1. 0-4, 2008-09
2. 0-3, 2006-07
0-3, 2013-14
Feb. 23, 1992 10 AP
0-3, 2005-06
5. 0-2, 2007-08
0-2, 2016-17

Losing Streaks - Overall

- 1. 10, 12/8/79 to 1/14/80
10, 11/29/85 to 1/9/86
10, 2/25/07 to 12/2/07
4. 7, 1/21/07 to 2/17/07
5. 6, on seven occasions, most recently
11/14/14 to 11/29/14

Losing Streak - Home

- 1. 5, 11/30/85 to 1/9/86
2. 4, 1/12/77 to 1/22/77
4, 11/26/76 to 12/11/76
4, 2/25/07 to 11/29/08
5. 3, on multiple occasions

Losing Streak - Road

- 1. 15, 1/13/07 to 1/6/08
2. 10, 2/28/85 to 1/17/86
10, 2/10/08 to 1/24/09
4. 9, 2/14/13 to 12/5/14
5. 8, 1/29/89 to 12/9/89
6. 7, 12/5/79 to 1/29/80
7, 3/10/05 to 1/22/06
7, 3/1/14 to 11/28/14
7, 3/2/17 to 12/19/17
10. 6, 1/20/79 to 11/28/79
6, 1/12/06 to 1/1/07

Losing Streak - Conference

- 1. 8, 1/21/07 to 2/17/07
2. 6, 2/28/85 to 1/9/86
6, 2/15/86 to 3/5/86
6, 2/24/06 to 1/7/07
5. 5, 2/26/89 to 3/1/89
5, 2/25/07 to 1/6/08
7. 4, 1/21/84 to 2/2/84
4, 2/4/88 to 2/13/88
4, 1/2/09 to 1/10/09
4, 1/29/09 to 2/12/09
4, 3/1/13 to 1/5/14
4, 2/14/14 to 2/23/14

Losing Streak - Conference Home

- 1. 3, 2/15/86 to 3/5/86
3, 1/17/88 to 2/6/88
3, 1/9/89 to 1/28/89
3, 2/16/89 to 3/1/89
3, 1/21/07 to 2/10/07
3, 1/19/09 to 2/8/09
3, 2/21/14 to 1/2/15
8. 2, on multiple occasions

Losing Streak - Conference Road

- 1. 9, 1/13/07 to 1/6/08
2. 7, 1/19/89 to 1/6/90
3. 6, 2/28/85 to 1/17/86
6, 2/26/87 to 1/23/88
6, 2/10/08 to 1/24/09
6. 5, 1/6/84 to 2/11/84
5, 2/12/06 to 1/1/07
8. 4, 2/11/88 to 2/27/88
4, 1/7/06 to 1/22/06
4, 1/3/13 to 1/25/13
4, 2/14/13 to 3/3/13

Lady Bears in the Polls

Table with columns: Date, Rank, Poll, Date, Rank, Poll, Date, Rank, Poll. Lists ranking history from 1991 to 2021 for various AP and Coaches polls.

Total Weeks Ranked in Polls: 173 (81 AP/92 Coaches); * Preseason Poll; ^ Final Poll
Highest Ranking: 10 (AP-four times); 4 (Coaches-April 6, 1992 and April 3, 2001)
Most Consecutive Weeks Ranked in Polls: 19 (AP-Nov. 7, 2000 thru March 12, 2001);
36 (Coaches-Nov. 19, 2019 thru April 5, 2021)

Year-by-Year Summary

Table with columns: Season, Weeks in AP Poll, Highest Ranking (Date), Consecutive Weeks Ranked. Shows annual performance metrics from 1991-92 to 2020-21.



Points - Individual Career

1. Casey Garrison (2009-12)	1139
2. Kenzie Williams (2012-16)	783
3. Tyonna Snow (2013-16)	770
4. Christiana Shorter (2010-13)	703
5. Alexa Willard (2017-20)	663
6. Liza Fruendt (2015-18)	660
7. Jaleshia Roberson (2009-12)	652
8. Brice Calip (2017-22)	629
9. Sydney Wilson (2019-23)	517
10. Jasmine Malone (2009-12)	509

Points - Individual Season

1. Casey Garrison (2010 - So.)	358
2. Casey Garrison (2011 - Jr.)	293
3. Liza Fruendt (2018 - Sr.)	270
4. Tyonna Snow (2016 - Sr.)	257
5. Casey Garrison (2012 - Sr.)	247
6. Casey Garrison (2009 - Fr.)	241
7. Whitney Edie (2013 - Sr.)	230
8. Christiana Shorter (2011 - So.)	228
9. Aniya Thomas (2023 - Sr.)	220
10. Kenzie Williams (2015 - Jr.)	217

Class Leaders

Points

Freshman Casey Garrison (2009)	241
Sophomore Casey Garrison (2010)	358
Junior Casey Garrison (2011)	293
Senior Liza Fruendt (2018)	270

Scoring Average - Individual Career

1. Casey Garrison (2009-12)	17.8
2. Tyonna Snow (2013-16)	14.53
3. Kenzie Williams (2012-16)	14.50
4. Liza Fruendt (2015-18)	13.8
5. Alexa Willard (2017-20)	12.1

Scoring Average - Individual Season

1. Casey Garrison (2010 - So.)	21.1
2. Liza Fruendt (2018 - Sr.)	19.3
3. Tyonna Snow (2016 - Sr.)	18.4
4. Casey Garrison (2009 - Fr.)	17.2
5. Casey Garrison (2012 - Sr.)	16.5

Class Leaders

Scoring Average

Freshman Casey Garrison (2009)	14	241	17.2
Sophomore Casey Garrison (2010)	17	358	21.1
Junior Casey Garrison (2011)	18	293	16.3
Senior Liza Fruendt (2018)	14	270	19.3

Blocks - Individual Career

1. Tia Mays (2011)	63
2. Jasmine Franklin (2019-22)	61
3. Christiana Shorter (2010-13)	53
4. Abi Jackson (2021-22)	45
5. Casey Garrison (2009-12)	40
Tyonna Snow (2013-16)	40

Blocks - Individual Season

1. Tia Mays (2011 - So.)	63
2. Abi Jackson (2022 - Sr.)	32
3. Jasmine Franklin (2020 - So.)	26
4. Jade Masogayo (2023 - Fr.)	24
5. Tyonna Snow (2016 - Sr.)	23

Class Leaders

Blocks

Freshman Jade Masogayo (2023)	24
Sophomore Tia Mays (2011)	63
Junior Hillary Chvatal (2015)	16
Audrey Holt (2017)	16
Senior Abi Jackson (2022)	32

Rebounds - Individual Career

1. Christiana Shorter (2010-13)	443
2. Jasmine Franklin (2019-22)	383
3. Casey Garrison (2009-12)	373
4. Jasmine Malone (2009-12)	329
Brice Calip (2017-22)	281
6. Sydney Wilson (2019-23)	271

Rebounds - Individual Season

1. Christiana Shorter (2011 - So.)	156
2. Kennedy Taylor (2023 - So.)	148
3. Jasmine Franklin (2020 - So.)	131
4. Whitney Edie (2013 - Sr.)	129
5. Casey Garrison (2010 - So.)	122

Class Leaders

Rebounds

Freshman Christiana Shorter (2010)	121
Sophomore Christiana Shorter (2011)	156
Junior Casey Garrison (2011)	105
Senior Whitney Edie (2013)	129

Rebound Average - Individual Career

1. Jasmine Franklin (2019-22)	9.1
2. Christiana Shorter (2010-13)	7.0
3. Casey Garrison (2009-12)	5.8
4. Jasmine Malone (2009-12)	5.4
5. Hillary Chvatal (2013-16)	5.1

Rebound Average - Individual Season

1. Kennedy Taylor (2023 - So.)	9.9
2. Jasmine Franklin (2021 - Jr.)	9.3
3. Whitney Edie (2013 - Sr.)	9.2
4. Jasmine Franklin (2020 - So.)	8.73
5. Christiana Shorter (2011 - So.)	8.67

Class Leaders

Rebound Average

Freshman Jasmine Franklin (2019)	13	112	8.6
Sophomore Kennedy Taylor (2023)	15	148	9.9
Junior Jasmine Franklin (2020)	9	84	9.3
Senior Whitney Edie (2013)	14	129	9.2

Games Played - Individual Career

1. Brice Calip (2017-22)	66
2. Lacey Boshe (2009-12)	65
Sydney Wilson (2019-23)	65
4. Casey Garrison (2009-12)	64
Jaleshia Roberson (2009-12)	64
6. Christiana Shorter (2010-13)	63

Games Played - Individual Season

1. Lacey Boshe (2011 - Jr.)	18
Casey Garrison (2011 - Jr.)	18
Karly Buer (2011 - Fr.)	18
4. Lacey Boshe (2010 - So.)	17
Casey Garrison (2010 - So.)	17
Christiana Shorter (2010 - Fr.)	17
Jaleshia Roberson (2010 - So.)	17
Jaleshia Roberson (2011 - Jr.)	17
Jasmine Malone (2011 - Jr.)	17

Minutes Played - Individual Career

1. Casey Garrison (2009-12)	2111
2. Brice Calip (2017-22)	1842
3. Jaleshia Roberson (2009-12)	1680
4. Sydney Wilson (2019-23)	1660
5. Kenzie Williams (2012-16)	1657

Minutes Played - Individual Season

1. Casey Garrison (2010 - So.)	604
2. Casey Garrison (2011 - Jr.)	575
3. Jaleshia Roberson (2010 - So.)	558
4. Aniya Thomas (2023 - Sr.)	527
5. Jasmine Malone (2011 - Jr.)	493

Minutes Per Game - Individual Season

1. Casey Garrison (2010 - So.)	35.5
--------------------------------	------

Minutes Played - Individual Game

1. Aniya Thomas vs. Murray State (2/17/23)	49
--	----

Class Leaders - Minutes Played

Freshman Kenzie Williams (2013)	471
Sophomore Casey Garrison (2010)	604
Junior Casey Garrison (2011)	575
Senior Aniya Thomas (2023)	527

Field Goals - Individual Career

1. Casey Garrison (2009-12)	394
2. Kenzie Williams (2012-16)	268
3. Alexa Willard (2017-20)	259
4. Christiana Shorter (2010-13)	257
5. Tyonna Snow (2013-16)	244

Field Goals - Individual Season

1. Casey Garrison (2010 - So.)	123
2. Casey Garrison (2011 - Jr.)	99
3. Liza Fruendt (2018 - Sr.)	98
4. Casey Garrison (2012 - Sr.)	90
5. Tyonna Snow (2016 - Sr.)	88

Class Leaders

Field Goals

Freshman Casey Garrison (2009)	82
Sophomore Casey Garrison (2010)	123
Junior Casey Garrison (2011)	99
Senior Liza Fruendt (2018)	98

Field Goal Attempts - Individual Career

1. Casey Garrison (2009-12)	867
2. Kenzie Williams (2012-16)	647
3. Liza Fruendt (2015-18)	620
4. Tyonna Snow (2013-16)	564
5. Jaleshia Roberson (2009-12)	560

Field Goal Attempts - Individual Season

1. Casey Garrison (2011 - Jr.)	255
2. Casey Garrison (2010 - So.)	252
3. Liza Fruendt (2018 - Sr.)	222
4. Aniya Thomas (2023 - Sr.)	215
5. Liza Fruendt (2017 - Jr.)	205

Class Leaders

Field Goal Attempts

Freshman Christiana Shorter (2010)	172
Casey Garrison (2009)	172
Sophomore Casey Garrison (2010)	252
Junior Casey Garrison (2011)	255
Senior Liza Fruendt (2018)	222

Field Goal Percentage - Individual Career

<i>(minimum 100 FGM)</i>				
1. Jasmine Franklin (2019-22)	FGM	FGA	Pct.	
1. Jasmine Franklin (2019-22)	184	307	.599	
2. Abby Hipp (2018-22)	133	249	.534	
3. Emily Gartner (2018-21)	115	232	.496	
4. Alexa Willard (2017-20)	259	548	.473	
5. Christiana Shorter (2010-13)	257	546	.471	

Field Goal Percentage - Individual Season

<i>(minimum 2.5 FGM per team game)</i>				
1. Jasmine Franklin (2019 - Fr.)	FGM	FGA	Pct.	
1. Jasmine Franklin (2019 - Fr.)	52	83	.627	
2. Jasmine Franklin (2020 - So.)	63	104	.606	
3. Emily Gartner (2021 - Sr.)	29	50	.580	
4. Jasmine Franklin (2021 - Jr.)	43	75	.573	
5. Hillary Chvatal (2015 - Jr.)	57	101	.564	

Class Leaders

Field Goal Percentage

Freshman Jasmine Franklin (2019)	52	83	.627
Sophomore Jasmine Franklin (2020)	63	104	.606
Junior Jasmine Franklin (2021)	43	75	.573
Senior Casey Garrison (2012)	90	188	.479

Winning Games Played - Individual Career

57, Brice Calip (2017-22)

Consecutive Starts

62, Casey Garrison (11/23/08 to 3/3/12)



3-Pointers - Individual Career

Table with 2 columns: Rank, Player (Year-Range), Total Points. Top 5: Jaleshia Roberson (2009-12) 131, Liza Fruendt (2015-18) 94, Kenzie Williams (2012-16) 92, Lexi Hughes (2014-17) 83, Casey Garrison (2009-12) 76.

3-Pointers - Individual Season

Table with 2 columns: Rank, Player (Year-Range), Total Points. Top 5: Jaleshia Roberson (2012 - Sr.) 49, Liza Fruendt (2018 - Sr.) 36, Jaleshia Roberson (2010 - So.) 34, Jaleshia Roberson (2011 - Jr.) 34, Elle Ruffridge (2020 - Jr.) 30.

3-Point Attempts - Individual Career

Table with 2 columns: Rank, Player (Year-Range), Total Attempts. Top 5: Jaleshia Roberson (2009-12) 397, Liza Fruendt (2015-18) 268, Kenzie Williams (2012-16) 256, Lexi Hughes (2014-17) 223, Casey Garrison (2009-12) 177.

3-Point Attempts - Individual Season

Table with 2 columns: Rank, Player (Year-Range), Total Attempts. Top 5: Jaleshia Roberson (2012 - Sr.) 126, Jaleshia Roberson (2010 - So.) 113, Jaleshia Roberson (2011 - Jr.) 103, Liza Fruendt (2018 - Sr.) 91, Liza Fruendt (2017 - Jr.) 78.

Class Leaders

Table with 2 columns: Class, Player (Year), Total Points. Freshman: Kenzie Williams (2013) 26; Sophomore: Jaleshia Roberson (2010) 34; Junior: Jaleshia Roberson (2011) 34; Senior: Jaleshia Roberson (2012) 49.

3-Point Percentage - Individual Season

Table with 4 columns: Rank, Player (Year-Range), 3FGM, 3FGA, Pct. Top 5: Casey Garrison (2010 - So.) 25/50 .500, Elle Ruffridge (2020 - Jr.) 30/64 .469, Kenzie Williams (2014 - So.) 21/51 .412, Liza Fruendt (2018 - Sr.) 36/91 .396, Jaleshia Roberson (2012 - Sr.) 49/126 .389.

3-Point Percentage - Individual Career

Table with 4 columns: Rank, Player (Year-Range), 3FGM, 3FGA, Pct. Top 5: Casey Garrison (2009-12) 76/177 .429, Lexi Hughes (2014-17) 83/223 .372, Elle Ruffridge (2018-21) 64/174 .368, Kenzie Williams (2012-16) 92/256 .359, Liza Fruendt (2015-18) 94/268 .351.

Class Leaders

Table with 4 columns: Class, Player (Year), 3FGM, 3FGA, Pct. Freshman: Kenzie Williams (2013) 26/73 .356; Sophomore: Casey Garrison (2010) 25/50 .500; Junior: Elle Ruffridge (2020) 30/64 .469; Senior: Liza Fruendt (2018) 36/91 .396.

Free Throws - Individual Career

Table with 2 columns: Rank, Player (Year-Range), Total Points. Top 5: Casey Garrison (2009-12) 275, Tyonna Snow (2013-16) 260, Brice Calip (2017-22) 198, Christiana Shorter (2010-13) 189, Kenzie Williams (2012-16) 155.

Free Throws - Individual Season

Table with 2 columns: Rank, Player (Year-Range), Total Points. Top 5: Casey Garrison (2010 - So.) 87, Casey Garrison (2011 - Jr.) 78, Tyonna Snow (2016 - Sr.) 78, Tyonna Snow (2013 - Fr.) 65, Casey Garrison (2009 - Fr.) 64.

Free Throw Attempts - Individual Career

Table with 2 columns: Rank, Player (Year-Range), Total Attempts. Top 5: Tyonna Snow (2013-16) 393, Christiana Shorter (2010-13) 342, Casey Garrison (2009-12) 321, Brice Calip (2017-22) 257, Kenzie Williams (2012-16) 200.

Free Throw Attempts - Individual Season

Table with 2 columns: Rank, Player (Year-Range), Total Attempts. Top 5: Tyonna Snow (2014 - So.) 109, Tyonna Snow (2016 - Sr.) 109, Christiana Shorter (2011 - So.) 100, Casey Garrison (2010 - So.) 99, Tyonna Snow (2013 - Fr.) 99.

Class Leaders

Table with 2 columns: Class, Player (Year), Total Points. Freshman: Tyonna Snow (2013) 65; Sophomore: Casey Garrison (2010) 87; Junior: Casey Garrison (2011) 78; Senior: Tyonna Snow (2013) 78.

Free Throw Percentage - Individual Season

Table with 4 columns: Rank, Player (Year-Range), FTM, FTA, Pct. Top 5: Alexa Willard (2018 - So.) 21/21 1.000, Jasmine Malone (2011 - Jr.) 38/41 .927, Whitney Edie (2012 - Jr.) 24/26 .923, Karly Buer (2013 - Jr.) 24/26 .923, Karly Buer (2012 - So.) 43/47 .915.

Free Throw Percentage - Individual Career

Table with 4 columns: Rank, Player (Year-Range), FTM, FTA, Pct. Top 5: Alexa Willard (2017-20) 95/110 .864, Jasmine Malone (2009-12) 106/123 .862, Casey Garrison (2009-12) 275/321 .857, Karly Buer (2011-14) 78/92 .848, Hannah Wilkerson (2011-14) 66/78 .846.

Class Leaders

Table with 4 columns: Class, Player (Year), FTM, FTA, Pct. Freshman: Casey Garrison (2009) 64/78 .821; Sophomore: Alexa Willard (2018) 21/21 1.000; Junior: Jasmine Malone (2011) 38/41 .927; Senior: Alexa Willard (2020) 33/37 .892.

Assists - Individual Career

Table with 2 columns: Rank, Player (Year-Range), Total Assists. Top 5: Casey Garrison (2009-12) 276, Brice Calip (2017-22) 202, Kenzie Williams (2012-16) 160, Jaleshia Roberson (2009-12) 153, Mya Bhinhar (2019-22) 134.

Assists - Individual Season

Table with 2 columns: Rank, Player (Year-Range), Total Assists. Top 5: Casey Garrison (2010 - So.) 88, Casey Garrison (2012 - Sr.) 71, Casey Garrison (2011 - Jr.) 70, Aniya Thomas (2023 - Sr.) 68, Jaleshia Roberson (2010 - So.) 52, Brice Calip (2022 - Sr.) 52.

Class Leaders

Table with 2 columns: Class, Player (Year), Total Assists. Freshman: Casey Garrison (2009) 47; Sophomore: Casey Garrison (2010) 88; Junior: Casey Garrison (2011) 70; Senior: Casey Garrison (2012) 71.

Assist-to-Turnover - Individual Career

Table with 4 columns: Rank, Player (Year-Range), A, TO, Ratio. Top 5: Brice Calip (2017-22) 202/90 2.244, Mya Bhinhar (2019-22) 134/63 2.127, Casey Garrison (2009-12) 276/161 1.714, Sydney Wilson (2019-23) 122/76 1.605, Danielle Gitzen (2016-19) 112/80 1.400.

Assist-to-Turnover - Individual Season

Table with 4 columns: Rank, Player (Year-Range), A, TO, Ratio. Top 5: Brice Calip (2022 - Sr.) 52/15 3.467, Mya Bhinhar (2022 - Sr.) 50/15 3.333, Mya Bhinhar (2020 - So.) 48/19 2.526, Brice Calip (2020 - Jr.) 47/21 2.238, Casey Garrison (2011 - Jr.) 70/35 2.000.

Class Leaders

Table with 4 columns: Class, Player (Year), A, TO, Ratio. Freshman: Casey Garrison (2009) 47/37 1.270; Sophomore: Mya Bhinhar (2020) 48/19 2.526; Junior: Brice Calip (2020) 47/21 2.238; Senior: Brice Calip (2022) 52/15 3.467.

Steals - Individual Career

Table with 2 columns: Rank, Player (Year-Range), Total Steals. Top 5: Tyonna Snow (2013-16) 185, Casey Garrison (2009-12) 123, Christiana Shorter (2010-13) 104, Brice Calip (2017-22) 103, Kenzie Williams (2012-16) 100.

Steals - Individual Season

Table with 2 columns: Rank, Player (Year-Range), Total Steals. Top 5: Tyonna Snow (2016 - Sr.) 56, Tyonna Snow (2014 - So.) 49, Casey Garrison (2010 - So.) 41, Tyonna Snow (2013 - Fr.) 41, Tyonna Snow (2015 - Jr.) 39.

Class Leaders

Table with 2 columns: Class, Player (Year), Total Steals. Freshman: Tyonna Snow (2013) 41; Sophomore: Tyonna Snow (2014) 49; Junior: Tyonna Snow (2015) 39; Senior: Tyonna Snow (2016) 56.

GREAT SOUTHERN BANK ARENA RECORDS



Great Southern Bank Arena Team Records

Category	#	Missouri State	#	Opponent
Points	111	vs. William Jewell (Dec. 31, 2019)	98	Wichita State vs. Missouri State (Jan. 5, 2014)
Points (Half)	64	vs. Morgan State (1st-Dec. 18, 2011)	55	Wichita State vs. Missouri State (2nd-Jan. 5, 2014)
Fewest Points	64	vs. William Jewell (Dec. 31, 2019)		
Fewest Points (Half)	37	vs. Indiana State (Feb. 21, 2014)	26	William Jewell vs. Missouri State (Dec. 3, 2021)
	17	vs. Arkansas State (Dec. 5, 2010)	12	Lincoln vs. Missouri State (1st - Dec. 7, 2020)
	17	vs. Missouri (Nov. 7, 2022)	12	William Jewell vs. Missouri State (1st - Dec. 3, 2021)
	17	vs. Little Rock (Dec. 21, 2022)		
Scoring Margin	+72	vs. William Jewell (Dec. 31, 2019)	+36	Indiana State vs. Missouri State (Feb. 21, 2014)
FG Made	41	vs. Valparaiso (Jan. 27, 2019)	37	Wichita State vs. Missouri State (Jan. 23, 2010)
	41	vs. William Jewell (Dec. 31, 2019)		
Fewest FG Made	11	vs. Indiana State (Feb. 21, 2014)	9	William Jewell vs. Missouri State (Dec. 3, 2021)
FG Attempts	82	vs. Murray State (Feb. 17, 2023)	77	Illinois State vs. Missouri State (Feb. 3, 2013)
Fewest FG Attempts	42	vs. Southern Illinois (Feb. 6, 2022)	44	Illinois State vs. Missouri State (Jan. 22, 2022)
			44	Drake vs. Missouri State (Jan. 28, 2023)
FG Percentage	.641	(41-of-64) vs. Valparaiso (Jan. 27, 2019)	.596	Drake (31-of-52) vs. Missouri State (Jan. 22, 2021)
FG Percentage (Half)	.656	(21-of-32) vs. Evansville (2nd-Feb. 28, 2010)	.667	Wichita State (18-of-27) vs. Missouri State (2nd-Jan. 23, 2010)
		(21-of-32) vs. Evansville (1st-Jan. 6, 2019)		
Lowest FG Percentage	.200	(11-of-55) vs. Indiana State (Feb. 21, 2014)	.175	Lincoln (11-of-63) vs. Missouri State (Dec. 7, 2020)
Lowest FG Percentage (Half)	.130	(3-of-23) vs. Indiana State (Feb. 21, 2014)	.097	Lincoln (3-of-31) vs. Missouri State (1st - Dec. 7, 2020)
3FG Made	15	vs. Northwestern (Dec. 16, 2017)	13	Creighton vs. Missouri State (Jan. 21, 2013)
			13	Drake vs. Missouri State (Jan. 1, 2017)
			13	Valparaiso vs. Missouri State (Jan. 27, 2019)
Fewest 3FG Made	0	Missouri State vs. Little Rock (Dec. 30, 2018)	0	Wichita State vs. Missouri State (Dec. 7, 2017)
	0	Missouri State vs. Southern Illinois (Jan. 13, 2019)	0	Little Rock vs. Missouri State (Dec. 30, 2018)
	0	Missouri State vs. Illinois State (Feb. 15, 2019)	0	Wichita State vs. Missouri State (Dec. 4, 2019)
			0	Little Rock vs. Missouri State (Dec. 21, 2022)
3FG Attempts	36	vs. Drake (Jan. 1, 2017)	40	Valparaiso vs. Missouri State (Jan. 27, 2019)
3FG Percentage	.636	(7-of-11) vs. Creighton (Feb. 5, 2010)	.647	Drake (11-of-17) vs. Missouri State (Feb. 7, 2010)
FT Made	36	vs. UNI (Jan. 2, 2010)	28	Illinois State vs. Missouri State (Feb. 23, 2014)
FT Attempts	47	vs. UNI (Feb. 10, 2013)	39	Illinois State vs. Missouri State (Feb. 23, 2014)
Fewest FT Made	1	vs. Little Rock (Nov. 28, 2016)	2	Illinois State vs. Missouri State (Jan. 20, 2017)
			2	Central Missouri vs. Missouri State (Nov. 15, 2017)
Fewest FT Attempts	2	vs. Drake (Jan. 1, 2017)	2	Illinois State vs. Missouri State (Jan. 20, 2017)
FT Percentage	1.000	(15-of-15) vs. Illinois State (Feb. 2, 2020)	.923	UNI (12-of-13) vs. Missouri State (Jan. 12, 2020)
			.923	Illinois State (12-of-13) vs. Missouri State (Jan. 22, 2022)
Lowest FT Percentage	.286	(4-of-14) vs. Illinois State (Jan. 5, 2023)	.333	Louisiana Tech (4-of-12) vs. Missouri State (Nov. 27, 2010)
Offensive Rebounds	35	vs. Northern Kentucky (Dec. 1, 2012)	27	Coppin State vs. Missouri State (Dec. 30, 2012)
Total Rebounds	68	vs. Northern Kentucky (Dec. 1, 2012)	54	Coppin State vs. Missouri State (Dec. 30, 2012)
Fewest Rebounds	26	vs. Indiana State (Feb. 1, 2013)	23	Wichita State vs. Missouri State (Feb. 10, 2012)
			23	Southern Illinois vs. Missouri State (Feb. 6, 2022)
			23	UNI vs. Missouri State (Jan. 26, 2023)
Rebound Margin	+35	(55-20) vs. Evansville (March 1, 2018)	+22	Drake (49-27) vs. Missouri State (Jan. 5, 2018)
Assists	31	vs. Lincoln (Dec. 7, 2020)	26	Wichita State vs. Missouri State (Jan. 23, 2010)
			26	Bradley vs. Missouri State (Feb. 8, 2013)
Steals	18	vs. Wichita State (Feb. 21, 2009)	21	Arkansas State vs. Missouri State (Nov. 23, 2008)
Blocked Shots	15	vs. William Jewell (Dec. 31, 2019)	13	Wichita State vs. Missouri State (March 9, 2013)
Fewest Turnovers	3	vs. Evansville (March 1, 2018)	8	Wichita State vs. Missouri State (Jan. 9, 2015)
			8	UNI vs. Missouri State (Jan. 10, 2016)
Fouls	28	vs. Quinnipiac (Nov. 26, 2013)	33	Loyola vs. Missouri State (Feb. 12, 2016)
			33	Valparaiso vs. Missouri State (Jan. 2, 2022)
Fewest Fouls	6	vs. Evansville (March 1, 2018)	10	Central Missouri vs. Missouri State (Nov. 15, 2017)

Great Southern Bank Arena Individual Records

Category	#	Missouri State	#	Opponent
Points	41	Tyonna Snow vs. Loyola (Feb. 12, 2016)	40	Kevi Luper, Oral Roberts vs. Missouri State (Nov. 29, 2012)
Points, Half	26	Casey Garrison (2nd) vs. Lamar (Nov. 12, 2010)	22	Teri Oliver (2nd), Southern Illinois vs. Missouri State (Feb. 26, 2010)
Field Goals	13	Alexa Willard vs. Bradley (Feb. 17, 2019)	15	Katelyn Young, Murray State vs. Missouri State (Feb. 17, 2023)
	13	Abi Jackson vs. Evansville (Feb. 24, 2022)		
FG Attempts	24	Casey Garrison vs. Drake (Feb. 25, 2011)	32	Kevi Luper, Oral Roberts vs. Missouri State (Nov. 29, 2012)
	24	Liza Fruendt vs. Missouri (Nov. 19, 2017)		
FG Percentage	1.000	Casey Garrison (6-of-6) vs. SEMO (Nov. 21, 2009)	1.000	Cierra Warren (8-of-8), Louisville vs. Missouri State (Nov. 13, 2011)
	1.000	Jade Masogayo (6-of-6) vs. UNI (Jan. 26, 2023)	1.000	Taylor Pikes (5-of-5), DePaul vs. Missouri State (Nov. 15, 2010)
	1.000	Christiana Shorter (5-of-5) vs. UMKC (March 15, 2012)	1.000	Sasha Robinson (5-of-5), Evansville vs. Missouri State (Jan. 2, 2015)
	1.000	Karly Buer (5-of-5) vs. Coppin State (Dec. 30, 2012)		
(min. 10 att.)	.909	Christiana Shorter (10-of-11) vs. Oral Roberts (Nov. 29, 2012)	.800	Daria Frazier (8-of-10), Wichita State vs. Missouri State (Feb. 21, 2009)
			.800	Olivia Brown (8-of-10), Valparaiso vs. Missouri State (Jan. 2, 2022)
3FG Made	6	Jaleshia Roberson vs. UNI (March 1, 2012)	8	Taylor Stewart, Illinois State vs. Missouri State (Jan. 20, 2017)
	6	Jaleshia Roberson vs. Drake (Jan. 7, 2012)		
	6	Kenzie Williams vs. Bradley (Feb. 8, 2013)		
	6	Kenzie Williams vs. Lamar (Dec. 15, 2013)		
	6	Elle Ruffridge vs. Texas A&M-CC (Nov. 8, 2019)		
3FG Attempts	14	Jaleshia Roberson vs. Louisville (Nov. 13, 2011)	14	Teri Oliver, Southern Illinois, two times
			14	Katelin Oney, UNI vs. Missouri State (March 3, 2012)
3FG Percentage	1.000	Casey Garrison (5-of-5) vs. Morgan State (Dec. 18, 2011)	1.000	(3-of-3), four times
	1.000	Casey Garrison (4-of-4) vs. Oral Roberts (March 19, 2010)		
	1.000	Karly Buer (4-of-4) vs. Arkansas State (Dec. 15, 2012)		
	1.000	Casey Garrison (3-of-3) vs. Indiana State (Jan. 16, 2010)		
FT Made	21	Tyonna Snow vs. Loyola (Feb. 12, 2016)	14	Jacqui Kalin, UNI vs. Missouri State (Feb. 10, 2013)
FT Attempts	29	Tyonna Snow vs. Loyola (Feb. 12, 2016)	16	Jacqui Kalin, UNI vs. Missouri State (Feb. 10, 2013)
FT Percentage	1.000	Lacey Boshe (10-of-10) vs. Bradley (Dec. 31, 2009)	1.000	Lindsay Smith (10-of-10), Illinois State vs. Missouri State (Feb. 23, 2014)
			1.000	Tracey Carrington (9-of-9), Morgan State vs. Missouri State (Dec. 18, 2011)
Total Rebounds	16	Christiana Shorter vs. Wichita State (Jan. 23, 2010)	18	Shay Scott, Arkansas State vs. Missouri State (Dec. 5, 2010)
	16	Whitney Edie vs. Northern Kentucky (Dec. 1, 2012)		
Offensive Rebounds	9	Christiana Shorter vs. Wichita State (Jan. 23, 2010)	9	Shannon Thomas, Indiana State vs. Missouri State (Jan. 16, 2010)
	9	Kennedy Taylor vs. Evansville (Feb. 23, 2023)		
Assists	13	Casey Garrison vs. Tulsa (Dec. 8, 2009)	15	Roddricka Patton, Oklahoma State vs. Missouri State (Nov. 23, 2015)
Steals	8	Tyonna Snow vs. Oklahoma State (Nov. 13, 2012)	8	Nicole Dickson, Memphis vs. Missouri State (March 17, 2012)
Blocked Shots	9	Tia Mays vs. Arkansas State (Dec. 5, 2010)	6	Sonya Harris, Bradley vs. Missouri State (Jan. 4, 2009)
			6	Promise Taylor, Southern Illinois vs. Missouri State (Jan. 11, 2023)
Turnovers	8	Casey Garrison vs. Arkansas State (Nov. 23, 2008)	9	Erica Smith, Southern Illinois vs. Missouri State (March 1, 2009)
			9	Jaci Bigham, Oral Roberts vs. Missouri State (Nov. 29, 2012)

^ Minimum 5 FG, 3-3FG and 9 FT made


Top Crowds at Great Southern Bank Arena

No.	Att.	Date	Opponent	Result
1.	6,049	Feb. 25, 2011	vs. Drake	W, 92-82
2.	5,523	Nov. 23, 2008	vs. Arkansas State	W, 61-52
3.	5,409	Feb. 21, 2009	vs. Wichita State	W, 75-65
4.	5,288	Dec. 10, 2021	vs. Missouri	W, 79-51
5.	5,122	March 1, 2009	vs. Southern Illinois	W, 69-57
6.	5,101	Feb. 6, 2009	vs. Creighton	L, 61-74
7.	5,091	Dec. 15, 2019	vs. Missouri	W, 79-72
8.	4,979	Feb. 8, 2009	vs. Drake	L, 60-66
9.	4,883	Jan. 17, 2009	vs. Indiana State	W, 77-53
10.	4,878	Nov. 13, 2015	vs. Missouri	L, 55-71

Top Missouri State Home Crowds

No.	Att.	Date	Opponent	Result
1.	9,194	Feb. 20, 1993	vs. Creighton	W, 73-59
2.	9,155	March 1, 2001	vs. Creighton	W, 94-59
3.	9,152	Dec. 8, 1993	vs. Nebraska	W, 71-57
4.	9,137	Feb. 11, 2001	vs. Evansville	W, 91-65
5.	9,131	Jan. 29, 2000	vs. Bradley	W, 84-48
6.	9,129	March 3, 2001	vs. Drake	W, 87-63
	9,129	Feb. 9, 2001	vs. Southern Illinois	W, 89-70
8.	9,126	Jan. 27, 2001	vs. Wichita State	W, 76-60
9.	9,115	Feb. 6, 1999	vs. Wichita State	W, 73-71
10.	9,108	Jan. 4, 1992	vs. Southern Illinois	W, 90-63
11.	9,104	Feb. 5, 2000	vs. Drake	L, 75-89
12.	9,077	March 5, 1994	vs. Wichita State	W, 89-56
13.	9,043	Jan. 25, 1992	vs. Wichita State	W, 98-64
14.	9,021	Jan. 31, 1998	vs. Bradley	W, 102-46
15.	9,004	March 17, 1993	vs. Oklahoma State *	W, 86-71
16.	8,974	March 16, 1994	vs. Northern Illinois *	W, 67-47
17.	8,958	Feb. 5, 1994	vs. Creighton	W, 75-60
18.	8,947	Dec. 28, 1997	vs. Southern Illinois	W, 89-80
19.	8,925	Jan. 10, 1998	vs. Drake	L, 61-69
20.	8,908	Feb. 19, 1994	vs. Drake	W, 79-57
21.	8,871	March 31, 2005	vs. West Virginia #	W, 78-70
22.	8,866	Jan. 6, 2001	vs. Illinois State	W, 86-51
23.	8,830	March 11, 1994	vs. Drake \$	W, 76-55
24.	8,820	March 12, 1994	vs. Creighton \$	W, 88-71
25.	8,773	Feb. 25, 1999	vs. Evansville	W, 77-67

* NCAA Tournament game; # WNIT game; \$ MVC Tournament game

All-Time Top Missouri State Crowds

No.	Att.	Date	Opponent	Site
1.	20,551	March 30, 2001	vs. Purdue *	St. Louis, Mo.
2.	12,421	April 2, 1992	vs. Western Kentucky *	Los Angeles, Calif.
3.	11,144	March 26, 2001	vs. Washington #	Spokane, Wash.
4.	11,072	March 18, 1995	at Colorado #	Boulder, Colo.
5.	11,072	March 16, 1995	vs. Utah #	Boulder Colo.
6.	11,059	March 23, 2003	at Texas Tech #	Lubbock, Texas
7.	10,941	March 24, 2001	vs. Duke #	Spokane, Wash.
8.	10,612	Feb. 25, 2001	at Wichita State	Wichita, Kan.
9.	10,529	March 4, 2000	at Wichita State	Wichita, Kan.
10.	9,194	Feb. 20, 1993	vs. Creighton	Springfield, Mo.
11.	9,155	March 1, 2001	vs. Creighton	Springfield, Mo.
12.	9,152	Dec. 8, 1993	vs. Nebraska	Springfield, Mo.
13.	9,137	Feb. 11, 2001	vs. Evansville	Springfield, Mo.
14.	9,131	Jan. 28, 2001	vs. Bradley	Springfield, Mo.
15.	9,129	March 3, 2001	vs. Drake	Springfield, Mo.
	9,129	Feb. 9, 2001	vs. Southern Illinois	Springfield, Mo.
17.	9,126	Jan. 27, 2001	vs. Wichita State	Springfield, Mo.
18.	9,115	Feb. 6, 1999	vs. Wichita State	Springfield, Mo.
19.	9,108	Jan. 4, 1992	vs. Southern Illinois	Springfield, Mo.
20.	9,104	Feb. 5, 2000	vs. Drake	Springfield, Mo.
21.	9,077	March 5, 1994	vs. Wichita State	Springfield, Mo.
22.	9,043	Jan. 25, 1992	vs. Wichita State	Springfield, Mo.
23.	9,021	Jan. 21, 1998	vs. Bradley	Springfield, Mo.
24.	9,004	March 17, 1993	vs. Oklahoma State #	Springfield, Mo.
25.	8,974	March 16, 1994	vs. Northern Illinois #	Springfield, Mo.

*NCAA Final Four game; #NCAA Tournament game

Lady Bears at Home
Great Southern Bank Arena Firsts
Lady Bears vs. Arkansas State

November 23, 2008

Event	Player (Time on Clock)
First Rebound	Tiffany Coppage (19:41)
First FG Attempt	Ebonie Jefferson (19:41)
First Points	Jaleshia Roberson (19:25)
First FG	Jaleshia Roberson (19:25)
First Foul	Veronica Smith (18:38)
First FT Attempt	Maggie Dwyer (18:38)
First Block	Shania Scott (17:59)
First 3FG Attempt	Jazmine Taylor (17:51)
First FT	Casey Garrison (17:39)
First Turnover	Jaleshia Roberson (17:19)
First Steal	Shania Hurst (16:59)
First Assist	Jaleshia Roberson (16:16)
First 3FG	Jaleshia Roberson (14:07)

Home Record and Attendance

Year	W-L	Overall	^Home Att.	Avg.
1982-83	4-2	10-18	2,630	438
1983-84	6-5	12-16	4,465	406
1984-85	7-7	12-16	5,771	412
1985-86	4-10	6-21	6,622	473
1986-87	12-3	18-10	10,508	701
1987-88	7-6	9-17	11,455	881
1988-89	4-9	7-20	12,092	930
1989-90	12-0	19-8	16,574	1,381
1990-91	15-1	26-5	38,203	2,247
1991-92	16-0	31-3	78,378	4,899
1992-93	14-1	23-9	111,318	*7,421
1993-94	16-0	24-6	131,057	8,191
1994-95	15-4	21-12	136,529	7,186
1995-96	13-0	25-5	92,404	7,108
1996-97	10-4	17-10	94,916	6,780
1997-98	15-2	24-6	131,766	7,751
1998-99	13-2	25-7	114,192	7,613
1999-00	16-2	23-9	137,013	7,612
2000-01	16-0	29-6	134,964	8,435
2001-02	11-6	16-13	117,211	6,895
2002-03	11-4	18-13	98,636	6,576
2003-04	17-0	28-4	113,244	6,661
2004-05	16-2	25-8	123,739	6,874
2005-06	14-4	17-15	113,194	6,289
2006-07	6-9	7-21	81,349	5,424
2007-08	8-6	11-19	72,218	5,086
2008-09	6-8	10-20	66,498	4,750
2009-10	13-4	22-11	59,804	3,518
2010-11	13-5	24-11	61,791	3,433
2011-12	14-2	24-9	48,834	3,052
2012-13	9-5	14-17	36,479	2,606
2013-14	9-5	14-17	41,671	2,976
2014-15	9-5	18-15	35,273	2,520
2015-16	10-4	24-10	47,594	3,400
2016-17	8-5	16-15	33,678	2,598
2017-18	12-2	21-12	32,438	2,311
2018-19	9-4	25-10	30,332	2,333
2019-20	15-0	26-4	42,708	2,847
2020-21	8-1	23-3	11,915	1,324
2021-22	13-1	25-8	32,012	2,286
2022-23	11-4	20-12	31,385	2,092

*Totals 457-144 794-472 2,718,621 4,523
 GSB Arena 159-55 306-173 612,412 2,862

* Led Division I in per-game attendance
 ^ MSU home totals since move to Division I status in 1982-83



**GREAT SOUTHERN BANK
 ARENA**

YEARLY TEAM STATISTICS



Year	G	FG-A	Pct.	3FG-A	Pct.	FT-A	Pct.	REB	Avg.	PF-D	A	TO	BS	ST	PTS	Avg.
<i>1973-74</i>																
Missouri State (21-7)	28	--	--	--	--	--	--	--	--	--	--	--	--	--	1681	60.0
Opponents	28	--	--	--	--	--	--	--	--	--	--	--	--	--	1284	45.9
<i>1974-75</i>																
Missouri State (16-10)	26	722-1739	.415	--	--	243-404	.601	933	35.9	518	--	430	--	--	1687	64.9
Opponents	26	646-1585	.408	--	--	267-473	.564	677	26.0	419	--	--	--	--	1559	60.0
<i>1975-76</i>																
Missouri State (6-17)	23	--	--	--	--	--	--	--	--	--	--	--	--	--	1371	59.6
Opponents	23	--	--	--	--	--	--	--	--	--	--	--	--	--	1599	69.5
<i>1976-77</i>																
Missouri State (8-17)	25	675-1791	.377	--	--	249-442	.563	1060	42.4	516	--	420	--	--	1599	64.0
Opponents	25	701-1544	.454	--	--	354-569	.622	894	35.8	465	--	486	--	--	1756	70.2
<i>1977-78</i>																
Missouri State (8-17)	25	684-1548	.442	--	--	284-498	.570	859	34.4	487	106	369	--	--	1652	66.1
Opponents	25	701-1411	.497	--	--	341-519	.657	856	34.2	--	--	--	--	--	1731	69.2
<i>1978-79</i>																
Missouri State (8-17)	25	610-1914	.319	--	--	307-537	.572	1032	41.3	--	161	566	--	--	1527	61.1
Opponents	25	--	--	--	--	--	--	--	--	--	--	--	--	--	1788	71.5
<i>1979-80</i>																
Missouri State (8-18)	26	610-1677	.364	--	--	278-476	.584	872	33.5	507	290	--	--	--	1498	57.6
Opponents	26	--	--	--	--	--	--	--	--	--	--	--	--	--	1847	71.0
<i>1980-81</i>																
Missouri State (25-10)	35	1014-2210	.421	--	--	422-651	.648	1172	33.5	633	509	--	--	--	2450	70.0
Opponents	35	--	--	--	--	--	--	--	--	--	--	--	--	--	2170	62.0
<i>1981-82</i>																
Missouri State (19-14)	33	918-2191	.419	--	--	378-547	.691	1382	41.9	545-16	531	--	--	--	2214	67.1
Opponents	33	893-2058	.434	--	--	309-472	.655	1388	42.1	647-10	524	--	--	--	2095	45.9
<i>1982-83</i>																
Missouri State (10-18)	28	764-1863	.410	--	--	285-437	.652	1104	40.9	541-22	363	561	--	250	1813	64.8
Opponents	28	831-1651	.503	--	--	348-557	.625	1176	42.0	475-7	443	571	--	275	2010	71.8
<i>1983-84</i>																
Missouri State (12-16)	28	873-1823	.479	--	--	371-506	.733	1156	41.3	312-6	477	531	105	144	2117	75.6
Opponents	28	960-2025	.474	--	--	318-472	.674	1168	41.7	302-10	529	468	83	100	2238	79.9
<i>1984-85</i>																
Missouri State (12-16)	28	826-1820	.454	--	--	264-394	.670	1081	38.6	525-12	497	642	129	226	1916	68.4
Opponents	28	855-1953	.438	--	--	349-552	.632	1208	43.1	447-8	493	575	81	259	2059	73.5
<i>1985-86</i>																
Missouri State (6-21)	27	791-1733	.456	--	--	280-398	.704	1011	37.4	506-26	427	665	70	225	1862	69.0
Opponents	27	903-1891	.477	--	--	343-521	.658	1098	40.7	422-13	469	547	63	295	2149	79.6
<i>1986-87</i>																
Missouri State (18-10)	28	788-1672	.471	34-93	.366	402-605	.664	1089	38.9	528-15	491	581	111	246	2012	71.9
Opponents	28	800-1768	.452	22-75	.293	331-525	.630	1038	37.1	535-17	419	554	64	261	1953	69.8
<i>1987-88</i>																
Missouri State (9-17)	26	779-1595	.488	9-38	.237	288-445	.647	986	37.9	547-29	517	554	56	230	1855	71.3
Opponents	26	763-1717	.444	45-128	.352	390-570	.684	1020	39.2	448-13	471	465	83	243	1961	75.4
<i>1988-89</i>																
Missouri State (7-20)	27	724-1694	.427	12-66	.182	295-440	.670	957	35.4	532-19	500	564	52	228	1755	65.0
Opponents	27	778-1684	.462	44-122	.361	415-590	.703	1118	41.4	451-8	510	542	64	217	2015	74.6
<i>1989-90</i>																
Missouri State (19-8)	28	729-1500	.486	4-13	.308	337-557	.605	973	36.0	549-19	448	557	52	331	1799	66.6
Opponents	28	608-1424	.427	29-107	.271	375-554	.677	884	32.7	535-17	364	592	98	236	1620	60.0
<i>1990-91</i>																
Missouri State (26-5)	31	914-1829	.500	56-125	.448	440-656	.671	1115	36.0	620-17	577	595	88	360	2324	75.0
Opponents	31	710-1650	.430	43-160	.269	431-633	.681	1009	32.5	606-21	411	715	128	263	1894	61.1
<i>1991-92</i>																
Missouri State (31-3)	34	1030-1985	.519	83-199	.417	602-841	.716	1272	37.4	695-14	695	658	40	469	2745	80.7
Opponents	34	735-1794	.410	70-244	.287	439-626	.701	1066	31.4	741-26	388	876	89	297	1979	58.2
<i>1992-93</i>																
Missouri State (23-9)	32	848-1715	.494	109-264	.413	495-688	.719	1018	31.8	609-18	547	632	39	385	2300	71.9
Opponents	32	738-1656	.446	83-272	.305	374-534	.700	1006	31.4	647-28	413	775	68	279	1933	60.4
<i>1993-94</i>																
Missouri State (24-6)	30	833-1728	.482	172-436	.394	455-673	.676	1089	36.3	632-26	567	614	37	344	2293	76.4
Opponents	30	633-1535	.412	85-286	.297	402-628	.640	1013	33.8	622-18	381	773	62	246	1753	58.4
<i>1994-95</i>																
Missouri State (21-12)	33	787-1819	.433	97-318	.305	491-797	.616	1327	40.2	713-30	524	679	37	306	2162	65.5
Opponents	33	739-1813	.408	100-376	.266	495-734	.674	1177	35.7	746-31	472	669	102	344	2073	62.8
<i>1995-96</i>																
Missouri State (25-5)	30	786-1741	.451	102-324	.315	529-766	.691	1232	41.1	592-13	419	590	48	370	2203	73.4
Opponents	30	658-1681	.391	106-367	.289	371-571	.650	1047	34.9	647-29	374	665	69	291	1793	59.8
<i>1996-97</i>																
Missouri State (17-10)	27	597-1453	.411	94-320	.294	465-636	.733	991	36.7	572-18	363	551	37	319	1753	64.9
Opponents	27	582-1426	.408	96-302	.318	358-561	.638	981	36.3	552-21	356	626	80	255	1618	59.9
<i>1997-98</i>																
Missouri State (24-6)	30	802-1722	.466	119-351	.339	577-776	.744	1096	36.5	614-11	500	535	42	369	2302	76.7
Opponents	30	678-1645	.412	100-347	.288	429-660	.650	1034	34.5	644-20	420	677	95	235	1885	62.8



Year	G	FG-A	Pct.	3FG-A	Pct.	FT-A	Pct.	REB	Avg.	PF-D	A	TO	BS	ST	PTS	Avg.
<i>1998-99</i>																
Missouri State (25-7)	32	900-1916	.470	101-282	.358	568-789	.720	1308	40.9	706-18	528	615	97	324	2469	77.2
Opponents	32	706-1856	.380	115-407	.283	520-769	.676	1125	35.2	670-19	393	651	100	282	2047	64.0
<i>1999-00</i>																
Missouri State (23-9)	32	804-1822	.441	112-313	.358	563-765	.736	1180	36.9	652-18	464	592	95	390	2283	71.3
Opponents	32	691-1800	.384	112-400	.280	461-669	.689	1184	37.0	654-15	390	726	99	281	1955	61.1
<i>2000-01</i>																
Missouri State (29-6)	35	1022-2045	.500	134-324	.414	720-931	.773	1393	39.8	739-19	611	649	119	333	2898	82.8
Opponents	35	808-2099	.385	129-481	.268	581-817	.711	1191	34.0	746-35	415	676	85	289	2326	66.5
<i>2001-02</i>																
Missouri State (16-13)	29	669-1610	.416	92-292	.315	404-606	.667	1125	38.8	611-12	413	575	91	249	1834	63.2
Opponents	29	630-1694	.372	149-432	.345	445-662	.672	1126	38.8	531-12	336	512	113	268	1854	63.9
<i>2002-03</i>																
Missouri State (18-13)	31	759-1657	.458	215-551	.390	456-613	.744	1108	35.7	495-8	443	582	64	298	2189	70.6
Opponents	31	732-1832	.400	187-595	.314	318-463	.687	1069	34.5	549-8	422	553	93	312	1969	63.5
<i>2003-04</i>																
Missouri State (28-4)	32	856-1775	.482	277-669	.414	497-646	.769	1190	37.2	508-6	571	542	80	359	2486	77.7
Opponents	32	673-1845	.365	174-609	.386	353-498	.709	1055	33.0	597-11	432	603	91	315	1873	58.5
<i>2004-05</i>																
Missouri State (25-8)	33	857-1808	.474	305-685	.445	430-544	.790	1148	34.8	504-6	526	521	41	299	2449	74.2
Opponents	33	796-1924	.414	201-609	.330	295-439	.672	1055	32.0	530-9	479	519	124	269	2088	63.3
<i>2005-06</i>																
Missouri State (17-15)	32	687-1728	.398	213-623	.342	440-555	.793	1055	33.0	497-13	396	439	80	282	2027	63.3
Opponents	32	729-1774	.411	209-602	.347	345-480	.719	1183	37.0	556-9	466	518	120	227	2012	62.9
<i>2006-07</i>																
Missouri State (7-21)	28	594-1576	.377	137-430	.319	399-546	.731	991	35.4	558-17	272	431	85	195	1724	61.6
Opponents	28	656-1609	.408	182-549	.332	427-582	.734	1107	39.5	510-12	427	410	112	218	1921	68.6
<i>2007-08</i>																
Missouri State (11-19)	30	700-1845	.379	202-597	.338	399-571	.699	1193	39.8	574-13	336	520	95	221	2001	66.7
Opponents	30	774-1856	.417	198-591	.335	416-586	.710	1226	40.9	534-6	433	483	117	255	2162	72.1
<i>2008-09</i>																
Missouri State (10-20)	30	653-1684	.388	129-489	.264	459-630	.729	1082	36.1	556-4	358	498	93	281	1894	63.1
Opponents	30	722-1732	.417	167-480	.348	364-576	.632	1158	38.6	548-10	425	523	127	260	1975	65.8
<i>2009-10</i>																
Missouri State (22-11)	33	860-1994	.431	199-546	.364	591-778	.760	1254	38.0	576-16	489	553	98	348	2510	76.1
Opponents	33	833-1975	.422	221-616	.359	424-597	.710	1214	36.8	622-16	465	635	139	276	2311	70.0
<i>2010-11</i>																
Missouri State (24-11)	35	864-2149	.402	162-526	.308	541-747	.724	1513	43.2	606-1	450	574	192	292	2431	69.5
Opponents	35	760-2137	.356	206-689	.299	470-686	.685	1373	39.2	628-13	433	596	162	282	2196	62.7
<i>2011-12</i>																
Missouri State (24-9)	33	859-2049	.419	173-553	.313	510-734	.695	1384	41.9	606-8	507	557	106	327	2401	72.8
Opponents	33	775-1974	.393	200-631	.317	420-651	.645	1238	37.5	613-16	403	600	129	295	2170	65.8
<i>2012-13</i>																
Missouri State (14-17)	31	775-1954	.397	145-465	.312	481-776	.620	1372	44.3	577-10	398	580	111	271	2176	70.2
Opponents	31	830-2011	.413	222-615	.361	424-610	.695	1226	39.5	599-16	500	487	154	276	2306	74.4
<i>2013-14</i>																
Missouri State (14-17)	31	727-1858	.391	155-472	.328	477-738	.646	1224	39.5	629-9	344	542	76	288	2086	67.3
Opponents	31	781-1808	.432	154-509	.303	460-652	.706	1159	37.4	630-22	400	516	104	242	2176	70.2
<i>2014-15</i>																
Missouri State (18-15)	33	777-1987	.391	204-616	.331	470-680	.691	1314	39.8	585-3	373	551	105	292	2228	67.5
Opponents	33	809-1954	.414	200-618	.324	396-555	.714	1238	37.5	631-13	455	570	152	297	2214	67.1
<i>2015-16</i>																
Missouri State (24-10)	34	843-2135	.395	213-667	.319	491-692	.710	1367	40.2	568-7	409	485	119	319	2390	70.3
Opponents	34	790-1996	.396	186-632	.294	370-520	.712	1262	37.1	660-13	382	600	124	264	2136	62.8
<i>2016-17</i>																
Missouri State (16-15)	31	726-1880	.386	193-604	.320	371-508	.730	1247	40.2	536-8	349	495	107	215	2016	65.0
Opponents	31	722-1788	.404	185-607	.305	355-488	.727	1057	34.1	554-13	401	470	116	274	1984	64.0
<i>2017-18</i>																
Missouri State (21-12)	33	831-2037	.408	198-635	.312	422-586	.720	1249	37.8	507-5	396	406	72	241	2282	69.2
Opponents	33	778-1878	.414	202-628	.322	337-483	.698	1172	35.5	590-16	423	520	109	189	2095	63.5
<i>2018-19</i>																
Missouri State (25-10)	35	948-2227	.426	163-490	.333	489-711	.688	1468	41.9	588-13	444	497	118	304	2548	72.8
Opponents	35	817-2063	.396	217-747	.290	360-509	.707	1179	33.7	668-15	430	587	121	232	2211	63.2
<i>2019-20</i>																
Missouri State (26-4)	30	825-1866	.442	179-486	.368	501-655	.765	1199	40.0	521-11	438	431	138	266	2330	77.7
Opponents	30	702-1694	.414	201-556	.362	345-488	.707	919	30.6	576-7	347	500	94	200	1950	65.0
<i>2020-21</i>																
Missouri State (23-3)	26	677-1632	.415	148-457	.324	324-449	.722	1094	42.1	421-8	397	338	104	250	1826	70.2
Opponents	26	530-1406	.377	158-517	.306	269-369	.729	812	31.2	431-8	277	421	81	147	1487	57.2
<i>2021-22</i>																
Missouri State (25-8)	33	765-2073	.369	135-510	.265	473-644	.734	1393	42.2	596-15	413	442	170	304	2138	64.8
Opponents	33	617-1728	.357	140-514	.272	404-569	.710	1144	34.7	620-15	315	577	140	200	1778	53.9
<i>2022-23</i>																
Missouri State (20-12)	32	818-2025	.404	136-466	.292	408-625	.653	1327	41.5	560-9	467	496	87	255	2180	68.1
Opponents	32	750-1770	.424	154-501	.307	459-630	.729	1043	32.6	569-12	365	500	104	223	2113	66.0



Opponent Points

- 58, Lorri Bauman, Drake (Jan. 6, 1984 at Drake)
- 54, Wanda Ford, Drake (Feb. 22, 1986 at Drake)
- 43, Wanda Ford, Drake (Jan. 23, 1986 at Missouri State)
- Lizzy Wendell, Drake (Jan. 30, 2015 at Drake)
- 42, Sandra Hodge, New Orleans (Jan. 14, 1983 at New Orleans)
- 40, Kevi Luper, Oral Roberts (Nov. 29, 2012 at Missouri State)
- 38, Kyndal Clark, Drake (Feb. 16, 2014 at Drake)
- 37, Jacqui Kalin, UNI (Feb. 10, 2013 at Missouri State)
- 37, Becca Hittner, Drake (Feb. 1, 2019 at Drake)
- 36, Kelle Lindbeck, Western Illinois (Jan. 12, 1984 at Missouri State)
- 36, Caroline Orr, Drake (Jan. 24, 1987 at Drake)

Opponent Rebounds

- 27, Antoinette Norris, Stephen F. Austin (Dec. 1, 1984 at Kansas)
- 27, Anriel Howard, Texas A&M (March 19, 2016 at Texas A&M)
- 25, Wanda Ford, Drake (Jan. 23, 1986 at Missouri State)
- 22, Daedra Charles, Tennessee (March 16, 1991 at Tennessee)
- 20, Cheryl Taylor, Tennessee Tech (Dec. 16, 1985 at Missouri State)
- 19, Janet Kundrat, Creighton (Jan. 29, 1983 at Creighton)
- 19, Erin Scholz, Colorado (March 18, 1995 at Colorado)
- 19, Carla Bennet, Drake (March 11, 2000 at MVC Tournament)
- 18, by seven players, last Shay Scott, Arkansas State (Dec. 5, 2010 at Missouri State)

Opponent Assists

- 16, Jo Ellen Swanson, Illinois-Chicago (Dec. 29, 1984 at UIC)
- 15, Kay Riek, Drake (Jan. 6, 1984 at Drake)
- 15, Roddricka Patton, Oklahoma State (Nov. 23, 2015 at Missouri State)
- 15, Caitlin Ingle, Drake (Jan. 1, 2017 at Missouri State)
- 14, Faith Mimnaugh, Loyola (Ill.) (Dec 31, 1984 at Loyola)
- 13, Cathy Beesley, Illinois State (Feb. 2, 1984 at Missouri State)
- 13, Michelle Anderson, New Orleans (Jan. 14, 1983 at New Orleans)
- 13, Katia Foucade, Washington (Nov. 20, 1994 at Missouri State)
- 13, Marisah Henderson, Wichita State (Jan. 23, 2010 at Missouri State)
- 13, Ali Patberg, Indiana (Dec. 9, 2018 at Indiana)

MISSOURI STATE VS. RANKED OPPONENTS

Date	Result
Dec. 3, 1983	#17 Missouri 102, Missouri State 69
Dec. 5, 1984	#19 Missouri 104, Missouri State 69
March 5, 1986	#19 Southern Illinois 86, Missouri State 64
Dec. 30, 1986	#19 Southern Illinois 77, Missouri State 64
Feb. 26, 1987	#15 Southern Illinois 68, Missouri State 48
Dec. 2, 1988	#18 Washington 95, Missouri State 57
Dec. 11, 1990	#13 Arkansas 62, Missouri State 55
March 16, 1991	#4 Tennessee 55, Missouri State 47 *
Nov. 23, 1991	#12 Texas 76, Missouri State 64
Dec. 30, 1991	Missouri State 67 #25 Arkansas 52
March 18, 1992	#10 Missouri State 75, #17 Kansas 59 *
March 22, 1992	#10 Missouri State 61, #7 Iowa 60 *
March 28, 1992	#10 Missouri State 94, #5 Ole Miss 71 *
April 4, 1992	#15 Western Kentucky 84, #10 Missouri State 72 *
Dec. 5, 1992	#3 Vanderbilt 72, #13 Missouri State 59
Jan. 1, 1993	Missouri State 60, #13 Western Kentucky 59
Feb. 2, 1993	#22 Nebraska 88, Missouri State 84
March 17, 1993	Missouri State 86, #25 Oklahoma State 71 *
March 20, 1993	Missouri State 86, #11 Maryland 82 *
March 25, 1993	#14 Louisiana Tech 59, Missouri State 43 *
Nov. 30, 1993	#20 Missouri State 84, #12 Western Kentucky 59
Dec. 5, 1993	#2 Iowa 67, #20 Missouri State 55
Dec. 18, 1993	#13 Stanford 74, #17 Missouri State 63
March 19, 1994	#10 Virginia 67, Missouri State 63 *
Nov. 20, 1994	#13 Washington 85, Missouri State 77
Nov. 30, 1994	Missouri State 60, #12 Iowa 48
Dec. 7, 1994	#9 Vanderbilt 72, #25 Missouri State 37
Dec. 29, 1994	#19 George Washington 82, Missouri State 64
Jan. 21, 1995	Missouri State 65, #23 Drake 61
March 18, 1995	#2 Colorado 78, Missouri State 34 *
Dec. 10, 1995	#7 Arkansas 65, Missouri State 58 *
Nov. 26, 1996	#20 Arkansas 75, Missouri State 62
Dec. 7, 1997	Missouri State 79, #20 Arkansas 67
Dec. 10, 1997	Missouri State 77, #5 Illinois 62
Nov. 29, 1998	#9 Old Dominion 79, Missouri State 59
Dec. 8, 1998	Missouri State 70, #24 Arkansas 50
March 12, 1999	Missouri State 72, #17 UC Santa Barbara 70 *
March 14, 1999	#7 Colorado State 86, Missouri State 70 *
Dec. 11, 1999	Missouri State 70, #10 Oregon 69
March 17, 2000	#16 Auburn 78, Missouri State 74 *

Overall: 25-54 (.316); Home: 10-17 (.370); Away: 8-26 (.235); Neutral: 7-11 (.389); Both teams ranked: 9-10 (.474).

* NCAA Tournament game; Home games in bold; All rankings taken from AP Poll

Opponent Single-Game Records


Individual Records (Since 1983-84)

Points – 58, Lorri Bauman, Drake (Jan. 6, 1984)
 Field Goals – 27, Lorri Bauman, Drake (Jan. 6, 1984)
 Field Goal Attempts – 38, Wanda Ford, Drake (Feb. 22, 1986)
 Field Goal Percentage (10 made) – 1.000 (11-of-11), Crystal Kelly, Western Kentucky (Dec. 29, 2007)
 Three-Point Field Goals – 8, Taylor Stewart, Illinois State (Jan. 20, 2017)
 Three-Point Field Goal Attempts – 18, Teri Oliver, Southern Illinois (March 6, 2011)
 Free Throws – 19, Amy Hile, Indiana State (Feb. 7, 1985)
 Free Throw Attempts – 20, Amy Hile, Indiana State (Feb. 7, 1985); Jan Jensen, Drake (Feb. 16, 1991)
 Free Throw Percentage (11 made) – 1.000 (12-of-12), Jan Jensen, Drake, (Jan. 18, 1991); (11-of-11), Tia Jackson, Iowa (Dec. 5, 1993); (11-of-11), Juliunn Redmond, Illinois State (Feb. 18, 2022)
 Rebounds – 27, Antoinette Norris, Stephen F. Austin (Dec. 1, 1984); Anriel Howard, Texas A&M (March 19, 2016)
 Assists – 16, Jo Ellen Swanson, Illinois-Chicago (Dec. 29, 1984)
 Blocked Shots – 9, Robyn Irwin, Arkansas (Dec. 19, 1987)
 Steals – 11, April Banks, Wichita State (Jan. 4, 2004)

Team Records

Points – 116, Drake (Jan. 6, 1984)
 Field Goals – 51, Drake (Jan. 6, 1984)
 Field Goal Attempts – 92, Ole Miss (Nov. 19, 2015)
 Field Goal Percentage – .681 (32-of-47), Maryland (March 20, 1993)
 Three-Point Field Goals – 15, Creighton (Jan. 8, 2009); Eastern Michigan (Nov. 29, 2009); Stanford (March 28, 2021)
 Three-Point Field Goal Attempts – 40, Valparaiso (Jan. 27, 2019)
 Free Throws – 39, Indiana State (Jan. 28, 1989); Creighton (March 8, 2008)
 Free Throw Attempts – 56, Pepperdine (Nov. 30, 1990)
 Free Throw Percentage – 1.000 (11-of-11), Drake (March 6, 1991)
 Rebounds – 61, Drake (Jan. 26, 1985); DePaul (Dec. 2, 2007)
 Assists – 33, Drake (Jan. 6, 1984)
 Blocked Shots – 13, Wichita State (March 9, 2013)
 Steals – 26, SEMO (Dec. 23, 2003)

Date	Result
Nov. 24, 2000	#17 Missouri State 85, #10 LSU 75
Nov. 25, 2000	#13 Texas Tech 81, #17 Missouri State 77
Dec. 1, 2000	#19 Oklahoma 89, #13 Missouri State 82
Dec. 16, 2000	#21 Missouri State 69, #17 Oklahoma 61
March 19, 2001	#15 Missouri State 60, #11 Rutgers 53 *
March 24, 2001	#15 Missouri State 81, #5 Duke 71 *
March 30, 2001	#9 Purdue 81, #15 Missouri State 64 *
March 23, 2003	#7 Texas Tech 67, Missouri State 59 *
Dec. 18, 2004	#1 LSU 66, Missouri State 54
Dec. 10, 2005	#16 Oklahoma 68, Missouri State 57
Dec. 28, 2005	#13 DePaul 84, Missouri State 74
March 19, 2006	#11 Purdue 73, Missouri State 52 *
Dec. 3, 2006	#17 DePaul 78, Missouri State 57
Nov. 11, 2007	#22 Texas 92, Missouri State 55
Dec. 2, 2007	#15 DePaul 80, Missouri State 48
Dec. 19, 2010	#20 Georgetown 72, Missouri State 59
Nov. 13, 2011	#9 Louisville 73, Missouri State 64
Nov. 13, 2012	#22 Oklahoma State 74, Missouri State 71
Dec. 3, 2013	#7 Louisville 91, Missouri State 49
Nov. 22, 2014	#21 Oklahoma State 77, Missouri State 36
Nov. 27, 2015	#13 Stanford 82, Missouri State 65
March 19, 2016	#18 Texas A&M 74, Missouri State 65 *
March 2, 2017	#22 Drake 98, Missouri State 91
Nov. 19, 2017	#23 Missouri 69, Missouri State 59
Nov. 23, 2017	#8 Baylor 100, Missouri State 58
Nov. 13, 2018	#16 Missouri 65, Missouri State 61
Dec. 20, 2018	#21 Gonzaga 70, Missouri State 67
March 3, 2019	#23 Drake 70, Missouri State 61
March 15, 2019	Missouri State 94, #21 Drake 79
March 23, 2019	Missouri State 89, #24 DePaul 78 *
March 25, 2019	Missouri State 69, #13 Iowa State 60 *
March 30, 2019	#6 Stanford 55, Missouri State 46 *
Nov. 5, 2019	Missouri State 77, #23 Minnesota 69
Nov. 17, 2019	#7 Oregon State 80, Missouri State 69
Dec. 20, 2019	#17 Gonzaga 64, #20 Missouri State 52
Nov. 28, 2020	#24 Missouri State 81, #12 Maryland 72
March 28, 2021	#2 Stanford 89, #20 Missouri State 62
Nov. 26, 2021	Missouri State 76, #24 Virginia Tech 68
March 19, 2022	#14 Ohio State 63, Missouri State 56 *





JACKIE STILES

Year	G	Pts.	Avg.
1997-98	30	618	20.6
1998-99	32	823	25.7
1999-00	32	890	27.8
2000-01	35	1,062	30.3
Total	129	3,393	26.1

Field Goals: 1160 (3FG-221)
Free Throws: 852

3,393




KENZIE WILLIAMS

Year	G	Pts.	Avg.
2011-12	2	0	0.0
2012-13	31	351	11.3
2013-14	21	310	14.8
2014-15	33	509	15.4
2015-16	34	475	14.0
Total	121	1,645	13.6

Field Goals: 558 (3FG-184)
Free Throws: 345

1,645




CINDY HENDERSON

Year	G	Pts.	Avg.
1971-72	15	222	14.8
1972-73	30	267	8.9
1973-74	25	438	17.5
1974-75	24	465	19.4
Total	94	1,392	14.8

Field Goals: not available
Free Throws: not available

1,392




JASMINE FRANKLIN

Year	G	Pts.	Avg.
2018-19	35	323	9.2
2019-20	30	328	10.9
2020-21	26	307	11.8
2021-22	11	164	14.9
Total	102	1,122	11.0

Field Goals: 429
Free Throws: 263

1,122




CASEY GARRISON

Year	G	Pts.	Avg.
2008-09	30	476	15.9
2009-10	33	658	19.9
2010-11	35	636	18.2
2011-12	32	501	15.7
Total	130	2,271	17.5

Field Goals: 792 (3FG-129)
Free Throws: 558

2,271




LYNN STRUBBERG

Year	G	Pts.	Avg.
1979-80	24	424	17.7
1980-81	31	500	16.1
1981-82	33	394	11.9
1982-83	27	323	12.0
Total	115	1,641	14.3

Field Goals: 643
Free Throws: 355

1,641




KAREN RAPIER

Year	G	Pts.	Avg.
1988-89	27	355	13.1
1989-90	26	208	8.0
1990-91	31	434	14.0
1991-92	34	368	10.8
Total	118	1,365	11.6

Field Goals: 543 (3FG-1)
Free Throws: 278

1,365




TINA ROBBINS

Year	G	Pts.	Avg.
1990-91	31	141	4.5
1991-92	34	272	8.0
1992-93	27	258	9.6
1993-94	30	427	14.2
Total	122	1,098	9.0

Field Goals: 359 (3FG-124)
Free Throws: 256

1,098



KARI KOCH

Year	G	Pts.	Avg.
2002-03	31	456	14.7
2003-04	32	568	17.8
2004-05	27	403	14.9
2005-06	32	646	20.2
Total	122	2,073	17.0

Field Goals: 709 (3FG-271)
Free Throws: 384

2,073




TYONNA SNOW

Year	G	Pts.	Avg.
2012-13	30	264	8.8
2013-14	31	412	13.3
2014-15	25	365	14.6
2015-16	34	570	16.8
Total	120	1,611	13.4

Field Goals: 538 (3FG-40)
Free Throws: 495

1,611



LATANYA DAVIS

Year	G	Pts.	Avg.
1992-93	32	260	8.1
1993-94	30	335	11.2
1994-95	33	349	10.6
1995-96	30	400	13.3
Total	125	1,344	10.8

Field Goals: 554 (3FG-3)
Free Throws: 233

1,344




SHARON ZEILMANN

Year	G	Pts.	Avg.
1982-83	27	149	5.5
1983-84	20	169	8.5
1984-85	28	326	11.6
1986-87	28	421	15.0
Total	103	1,065	10.3

Field Goals: 458
Free Throws: 149

1,065




MELODY HOWARD

Year	G	Pts.	Avg.
1990-91	31	296	9.5
1991-92	34	489	14.4
1992-93	32	587	18.3
1993-94	30	572	19.1
Total	127	1,944	15.3

Field Goals: 716 (3FG-258)
Free Throws: 254

1,944




ROSHONDA REED

Year	G	Pts.	Avg.
1995-96	30	379	12.6
1996-97	20	261	13.1
1997-98	30	407	13.6
1998-99	32	493	15.4
Total	112	1,540	13.8

Field Goals: 619 (3FG-44)
Free Throws: 258

1,540




SECELIA WINKFIELD

Year	G	Pts.	Avg.
1989-90	26	250	9.6
1990-91	31	316	10.2
1991-92	34	351	10.3
1992-93	32	416	13.0
Total	123	1,333	10.8

Field Goals: 547 (3FG-12)
Free Throws: 227

1,333




CINDY CASTILLON

Year	G	Pts.	Avg.
1980-81	34	312	9.2
1981-82	33	443	13.4
1982-83	27	298	11.0
Total	94	1,053	11.2

Field Goals: 475
Free Throws: 103

1,053




JENNI LINGOR

Year	G	Pts.	Avg.
2001-02	29	380	13.1
2002-03	31	427	13.8
2003-04	31	417	13.5
2004-05	33	660	20.0
Total	124	1,884	15.2

Field Goals: 615 (3FG-265)
Free Throws: 389

1,884



ALEXA WILLARD

Year	G	Pts.	Avg.
2016-17	31	247	8.0
2017-18	33	358	10.8
2018-19	35	429	12.3
2019-20	30	483	16.1
Total	129	1,517	11.8

Field Goals: 592 (3FG-117)
Free Throws: 216

1,517




JALESHIA ROBERSON

Year	G	Pts.	Avg.
2008-09	29	243	8.4
2009-10	33	467	14.2
2010-11	33	252	7.6
2011-12	33	352	10.7
Total	128	1,314	10.3

Field Goals: 395 (3FG-262)
Free Throws: 262

1,314




SARAH KLAASSEN

Year	G	Pts.	Avg.
2002-03	31	220	7.1
2003-04	32	161	5.0
2004-05	33	264	8.0
2005-06	32	400	12.5
Total	128	1,045	8.2

Field Goals: 366 (3FG-149)
Free Throws: 164

1,045




JEANETTE TENDAI

Year	G	Pts.	Avg.
1982-83	27	172	6.4
1983-84	28	597	21.3
1984-85	28	518	18.5
1985-86	27	482	17.9
Total	110	1,769	16.1

Field Goals: 726
Free Throws: 317

1,769




KELLY MAGO

Year	G	Pts.	Avg.
1984-85	28	174	6.2
1985-86	27	373	13.8
1986-87	28	473	16.9
1987-88	26	462	17.8
Total	109	1,482	13.6

Field Goals: 640
Free Throws: 202

1,482



TAHNEE BALERIO

Year	G	Pts.	Avg.
2004-05	33	103	3.1
2005-06	26	213	8.2
2006-07	28	519	18.5
2007-08	30	404	13.5
Total	117	1,239	10.6

Field Goals: 382 (3FG-139)
Free Throws: 336

1,239




DANIELLE GITZEN

Year	G	Pts.	Avg.
2015-16	34	108	3.2
2016-17	28	202	7.2
2017-18	30	267	8.9
2018-19	35	456	13.0
Total	127	1,033	8.1

Field Goals: 366 (3FG-48)
Free Throws: 253

1,033




BRICE CALIP

Year	G	Pts.	Avg.
2016-17	7	37	5.3
2017-18	33	239	7.2
2018-19	35	354	10.1
2019-20	29	364	12.6
2020-21	26	247	13.3
2021-22	33	381	11.5
Total	163	1,722	10.6

Field Goals: 528 (3FG-106)
Free Throws: 560

1,722



LISA DAVIES

Year	G	Pts.	Avg.
1994-95	33	310	9.4
1995-96	30	347	11.6
1996-97	27	357	13.2
1997-98	30	455	15.2
Total	120	1,469	12.2

Field Goals: 516 (3FG-1)
Free Throws: 436

1,469



SYDNEY WILSON

Year	G	Pts.	Avg.
2018-19	34	127	3.7
2019-20	30	164	5.5
2020-21	26	201	7.7
2021-22	33	348	10.5
2022-23	31	318	10.3
Total	154	1,158	7.5

Field Goals: 385 (3FG-112)
Free Throws: 276

1,158




JASMINE MALONE

Year	G	Pts.	Avg.
2008-09	30	211	7.0
2009-10	31	236	7.6
2010-11	33	326	9.9
2011-12	30	227	7.6
Total	124	1,000	8.1

Field Goals: 351 (3FG-92)
Free Throws: 206

1,000




LIZA FRIENDT

Year	G	Pts.	Avg.
2014-15	25	259	10.4
2015-16	34	374	11.0
2016-17	31	518	16.7
2017-18	33	505	15.3
Total	123	1,656	13.5

Field Goals: 591 (3FG-242)
Free Throws: 232

1,656




CHRISTIANA SHORTER

Year	G	Pts.	Avg.
2009-10	33	391	11.8
2010-11	34	423	12.4
2011-12	33	382	11.6
2012-13	28	263	9.4
Total	100	1,196	12.0

Field Goals: 544
Free Throws: 371

1,196



TARA MITCHEM

Year	G	Pts.	Avg.
1998-99	32	260	8.1
1999-00	32	407	12.7
2000-01	35	472	13.5
Total	99	1,139	11.4

Field Goals: 348 (3FG-44)
Free Throws: 399

1,139



10

5-8 - Guard
Claflin, Kan. (Claflin High)




Years at Missouri State: 1997-2001
Number Retired: February 2, 2002
Career Points (Avg.): 3,393 (26.3 ppg.)

Highlights: NCAA Division I all-time leading scorer, 2001 AP Player of the Year, 2001 Wade Trophy recipient, 2001 Honda Awards Program Broderick Cup recipient, three-time All-American, two-time CoSIDA Academic All-American, three-time MVC Player of the Year, four-time All-MVC pick, USA Basketball World University Games and Select Team member, MSU Hall of Fame inductee, Missouri Sports Hall of Fame inductee, MVC Hall of Fame inductee, MVC All-Centennial Team selection, Springfield Area Sports Hall of Fame inductee, 2001 WNBA Rookie of the Year, 2016 Women's Basketball Hall of Fame inductee.

The NCAA's all-time leading scorer from 2001-2017, **Jackie Stiles (#10)** is the most decorated athlete in the history of Missouri State athletics. As a senior, Stiles was named to the 2001 Kodak All-America First Team, the Associated Press All-America First Team and was named Women's Basketball News Service Player of the Year. Stiles, who ended her collegiate career with 3,393 points, was also named the Honda Awards program Player of the Year and was the recipient of the coveted Honda Awards Broderick Cup, as well as the Wade Trophy as a senior. A four-time Missouri Valley Conference first team selection, Stiles earned MVC Player of the Year honors as a sophomore, junior and senior. Stiles, who broke the women's NCAA all-time scoring record while helping lead Missouri State to the 2001 NCAA Final Four, became the first Missouri State player ever to be drafted by a WNBA franchise. The Portland Fire's first-round (No. 4) draft pick, Stiles received 32 out of 60 possible votes from sportswriters and sportscasters in being named the league's Rookie of the Year in 2001.

Stiles's Career Missouri State Statistics

Year	G-GS	FG-FGA	PCT	3FG-3FGA	PCT	FT-FTA	PCT	REB	AVG	PF-D	PTS	AVG	A	TO	BS	ST	MIN	MPG
1997-98	30-30	210-404	.520	32-88	.364	166-203	.818	115	3.8	74-3	618	20.6	74	88	4	34	879	29.3
1998-99	32-31	288-544	.529	66-153	.431	181-216	.838	108	3.4	71-0	823	25.7	89	93	3	30	992	31.0
1999-00	32-32	297-595	.499	58-128	.453	238-277	.859	135	4.2	68-1	890	27.8	64	104	12	47	1093	34.1
2000-01	35-35	365-645	.566	65-132	.492	267-301	.887	121	3.5	85-3	1062	30.3	68	96	4	40	1169	33.4
Totals	129-128	1160-2188	.530	221-501	.441	852-997	.855	479	3.7	298-7	3393	26.3	295	381	23	151	4133	32.0



Melody
HOWARD

35

5-9 - Guard
Marshfield, Mo. (Marshfield High)



Years at Missouri State: 1990-94

Number Retired: February 25, 1996

Career Points (Avg.): 1,944 (15.3 ppg.)

Highlights: Two-time All-American, two-time CoSIDA Academic All-American, three-time all-conference pick, 1994 MVC Player of the Year, USA Basketball World University Games selection, MVC All-Centennial Team honoree, MSU Hall of Fame inductee, MVC Hall of Fame inductee, Missouri Sports Hall of Fame inductee, Springfield Area Sports Hall of Fame inductee

One of the top three-point shooters in Missouri State and Missouri Valley Conference history, **Melody Howard (#35)** was a first team all-conference pick as a sophomore in 1991-92 and an All-MVC first teamer her last two years at Missouri State, collecting league MVP honors as a senior in 1993-94. The Marshfield, Mo., native led the Lady Bears to a 104-23 record over her four-year career, including the school's first Final Four appearance in 1992. Howard was a two-time WBCA All-America honorable mention and three-time CoSIDA Academic All-America choice. She connected on 258 treys during her MSU career--good for ninth all-time in the Valley--and ranks fourth in career points scored at MSU with 1,944. Howard was selected by the Colorado Xplosion in the 1996 American Basketball League draft, becoming the first Missouri State female athlete to be drafted by a professional organization.

Howard's Career Missouri State Statistics

Year	G-GS	FG-FGA	PCT	3FG-3FGA	PCT	FT-FTA	PCT	REB	AVG	PF-D	PTS	AVG	A	TO	BS	ST	MIN	MPG
1990-91	31-28	115-242	.475	35-70	.500	31-38	.816	79	2.5	69-3	296	9.5	98	60	5	34	773	24.9
1991-92	34-33	182-367	.496	52-120	.433	73-89	.820	100	2.9	63-1	489	14.4	88	73	2	75	918	27.0
1992-93	32-32	209-451	.463	67-159	.421	102-125	.816	110	3.4	77-0	587	18.3	71	70	0	54	1060	33.1
1993-94	30-30	210-467	.450	104-239	.435	48-63	.762	114	3.8	67-0	572	19.1	99	89	1	43	959	32.0
Totals	127-123	716-1527	.469	258-588	.439	254-315	.806	403	3.2	276-4	1944	15.3	356	292	8	206	3710	29.2



Jeanette
TENDAI

6-0 - Forward/Center
Springfield, Mo. (Glendale High)



Years at Missouri State: 1982-86

Number Retired: March 6, 1986

Career Points (Avg.): 1,769 (16.1 ppg.)

Highlights: Two-time All-American, three-time all-conference pick, MSU Hall of Fame inductee, Springfield Area Sports Hall of Fame inductee, MVC All-Centennial Team selection

Springfield native **Jeanette Tendai (#42)** was the first female Missouri State athlete to have her jersey retired in any sport. The Glendale High product played at MSU from 1982-86 and was the Lady Bears' first All-Gateway Conference pick as a sophomore in 1983-84, when she shattered the then-school record for scoring in a single season en route to earning honorable mention All-America honors. Her 21.3 ppg. average remains the fourth-best season scoring mark in MSU history, and the highest for any Lady Bear not named Jackie Stiles. Tendai was a three-time all-conference selection, earning first-team honors in 1983-84 and 1984-85, before picking up second-team recognition in 1985-86. She closed her career as Missouri State's all-time scoring leader and currently ranks seventh on the career leaderboard with 1,769 points.

Tendai's Career Missouri State Statistics

Year	G-GS	FG-FGA	PCT	3FG-3FGA	PCT	FT-FTA	PCT	REB	AVG	PF-D	PTS	AVG	A	TO	BS	ST	MIN	MPG
1982-83	27-14	70-181	.387	--	--	32-50	.640	140	5.2	42-1	172	6.4	7	42	4	25	--	--
1983-84	28-28	247-466	.530	--	--	103-128	.805	280	10.0	61-0	597	21.3	22	81	13	25	986	35.2
1984-85	28-28	214-424	.505	--	--	90-125	.720	247	8.8	52-1	518	18.5	35	63	5	26	962	34.4
1985-86	27-27	195-397	.491	--	--	92-111	.829	243	9.0	51-0	482	17.9	29	70	6	24	987	36.6
Totals	110-97	726-1468	.495	--	--	317-414	.766	910	8.3	206-2	1769	16.1	93	256	28	100	--	--



Head Coach



Years at Missouri State: 1987-2002

Number Retired: February 3, 2013

Highlights: Missouri State's all-time winningest women's basketball coach, **Cheryl Burnett** guided the Lady Bears to a 319-136 (.711) record in 15 seasons. From 1987-2002, Burnett's teams played in 10 NCAA Tournaments and two Final Fours while winning nine MVC regular-season and six conference tournament championships. Missouri State ranked in the top 10 of Division I attendance in each of her final 11 seasons and led the country during the 1992-93 campaign. Burnett was recognized as the MVC's all-time greatest coach during the league's centennial celebration in 2006-07, and mentored eight All-Americans, six Academic All-Americans, five league MVPs and 26 first-team all-MVC selections during her tenure.

Burnett's Career Record at Missouri State


Year	Record	Pct.	Conf. Record	Pct.	Place	Post-Season
1987-88	9-17	.346	6-12	.333	T-6th	none
1988-89	7-20	.259	5-13	.278	8th	none
1989-90	19-8	.704	14-4	.778	T-1st	Gateway Tournament semifinals
1990-91	26-5	.839	16-2	.889	1st	Gateway Tournament champion, NCAA second round
1991-92	31-3	.912	17-1	.944	1st	Gateway Tournament champion, NCAA Final Four
1992-93	23-9	.719	14-2	.875	1st	MVC Tournament champion, NCAA Sweet 16
1993-94	24-6	.800	15-1	.938	1st	MVC Tournament champion, NCAA second round
1994-95	21-12	.636	14-4	.778	1st	MVC Tournament runner-up, NCAA second round
1995-96	25-5	.833	16-2	.889	1st	MVC Tournament champion, NCAA first round
1996-97	17-10	.630	13-5	.722	T-2nd	MVC Tournament quarterfinals
1997-98	24-6	.800	14-4	.778	2nd	MVC Tournament runner-up, NCAA first round
1998-99	25-7	.781	15-3	.833	1st	MVC Tournament semifinals, NCAA second round
1999-00	23-9	.718	14-4	.722	T-2nd	MVC Tournament runner-up, NCAA first round
2000-01	29-6	.828	16-2	.889	T-1st	MVC Tournament champion, NCAA Final Four
2001-02	16-13	.551	12-6	.667	3rd	MVC Tournament quarterfinals, WNIT first round

MSU Head Coaching Record (15 seasons): 319-136 (.711) overall, 201-65 (.756) conference, 10 NCAA Tournaments, 2 Final Fours, 15 total conference titles




Jackie Stiles


In 2006-07, the Missouri Valley Conference celebrated a century of excellence as the nation's second-oldest NCAA Division I conference. As a part of the Centennial Celebration, The Valley named all-centennial teams for each of its sponsored sports, including women's basketball. A total of nine former Lady Bears were honored on the MVC Women's Basketball All-Centennial Team, while **Jackie Stiles** was named the league's all-time greatest player, and former Missouri State head coach **Cheryl Burnett** was recognized as the MVC's all-time greatest coach. The league celebrated 25 years of sponsoring women's sports during the 2017-18 school year, with three Lady Bears included among the 10 best players in conference women's basketball history.




Cheryl Burnett




Tonya Baucom




Lisa Davies




Melody Howard




Kari Koch



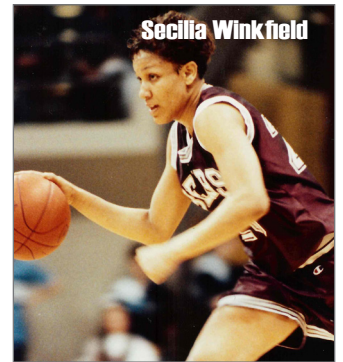
Jenni Lingor



Tina Robbins



Jeanette Tendai



Secelia Winkfield

MVC Centennial Team

- Amy Amstutz, Indiana State - 1996-99
- Tonya Baucom, Missouri State - 1992-93**
- Lorri Bauman, Drake - 1980-84
- Carla Bennett, Drake - 1999-03
- Tammi Blackstone, Drake - 1996-00
- Melanie Boeglin, Indiana State - 2002-06
- Bridgett Bonds, Southern Illinois - 1985-88
- Cathy Boswell, Illinois State - 1979-83
- Michelle Braud, Bradley - 1984-88
- Angela Buckner, Wichita State - 2000-04
- Alex Cook, UNI - 2002-05
- Lisa Davies, Missouri State - 1995-98**
- Wanda Ford, Drake - 1982-86
- Cassie Hager, UNI - 2003-06
- Amy Hile, Indiana State - 1983-87
- Melody Howard, Missouri State - 1991-94**
- Jan Jensen, Drake - 1987-91
- Jennifer Kaczka, Wichita State - 1998-02
- Cindy Kaufmann, Illinois State - 1987-91

- Kari Koch, Missouri State - 2003-06**
- Jenni Lingor, Missouri State - 2002-05**
- Shyla McKibbin-Puelston, Evansville - 1998-02
- Kourtney Mennen, Indiana State - 1999-03
- Christy Neneman, Creighton - 2000-04
- Amy Rakers, Southern Illinois - 1988-91
- Tina Robbins, Missouri State - 1991-94**
- Jenny Schmidt, Illinois State - 1995-99
- Laura Spanheimer, Creighton - 2001-05
- Allison Starr, UNI - 1997-00
- Jackie Stiles, Missouri State - 1998-01**
- Amy Swisher, UNI - 2001-04
- Jeanette Tendai, Missouri State - 1983-86**
- Tricia Wakely, Drake - 1992-96
- Carrie Welle, Creighton - 1994-98
- Secelia Winkfield, Missouri State - 1990-93**
- Greatest Coach - Cheryl Burnett, Missouri St. - 1987-02**
- Greatest Player - Jackie Stiles, Missouri St. - 1998-01**

MVC 25-Year Team

- Carla Bennett, Drake - 2000-03
- Melanie Boeglin, Indiana State - 2003-06
- Kristi Cirone, Illinois State - 2006-09
- Alex Harden, Wichita State - 2012-15
- Melody Howard, Missouri State - 1991-94**
- Jacqui Kalin, UNI - 2008-13
- Kari Koch, Missouri State - 2003-06**
- Jackie Stiles, Missouri State - 1998-01**
- Tricia Wakely, Drake - 1992-96
- Lizzy Wendell, Drake - 2013-17





- Associated Press Player of the Year (1)**
2001 Jackie Stiles
- Honda Awards Program Player of the Year (1)**
2001 Jackie Stiles
- Honda Awards Program Broderick Cup (National Player of the Year) (1)**
2001 Jackie Stiles
- Wade Trophy (National Player of the Year) (1)**
2001 Jackie Stiles
- Women's Basketball News Service Player of the Year (1)**
2001 Jackie Stiles
- Associated Press All-America (2)**
1st team - 1; 3rd team - 1
1999 Jackie Stiles, third team
2001 Jackie Stiles, first team
- Basketball Times All-America (1)**
1998 Jackie Stiles, honorable mention
- U.S. Women's Sports Foundation All-America (1)**
1981 Lynn Strubberg, honorable mention
- American Women Sports Foundation All-America (2)**
1984 Jeanette Tendai, honorable mention
1985 Jeanette Tendai, honorable mention
- WBCA All-America (9)**
1st team - 1; HM - 8
1992 Melody Howard, honorable mention
1993 Secelia Winkfield, honorable mention
1994 Melody Howard, honorable mention
Tina Robbins, honorable mention
1996 LaTanya Davis, honorable mention
1999 Jackie Stiles, honorable mention
2000 Jackie Stiles, honorable mention
2001 Jackie Stiles, first team
2004 Kari Koch, honorable mention
- Women's Basketball News Service All-America (1)**
2000 Jackie Stiles, first team
- Women's Basketball Journal All-America (2)**
2nd team - 1; 3rd team - 1
1999 Jackie Stiles, third team
2001 Jackie Stiles, second team
- Women's Basketball Journal Freshman All-America (1)**
1998 Jackie Stiles, first team
- Street and Smith's Preseason All-America (7)**
1st team - 3; HM - 4
1992 Karen Rapiere, honorable mention
1993 Melody Howard, high honorable mention
Tonya Baucom, honorable mention
1994 Melody Howard, first team
Tina Robbins, honorable mention
2000 Jackie Stiles, first team
2001 Jackie Stiles, first team
- USA Basketball World University Games Team (3)**
1993 Melody Howard
1995 Melody Howard
2000 Jackie Stiles
- USA Select Team (2)**
1996 Cheryl Burnett, assistant coach
1998 Jackie Stiles
- USA R. William Jones Cup Team (1)**
2000 Jackie Stiles
- WBCA State Farm/Kodak All-District V (10)**
1992 Melody Howard
1993 Secelia Winkfield
1994 Melody Howard
1994 Tina Robbins
1996 LaTanya Davis
1999 Jackie Stiles
2000 Jackie Stiles
2001 Jackie Stiles
2004 Kari Koch
2010 Casey Garrison
- WBCA Converse District V Coach of the Year (2)**
1992 Cheryl Burnett
1994 Cheryl Burnett
- WBCA Maggie Dixon Rookie Coach of the Year (1)**
2020 Amaka Agugua-Hamilton
- WBCA Division Coach of the Year - Finalist (1)**
2021 Amaka Agugua-Hamilton (*Top 10 Finalist*)
- AIAW All-Region VI (6)**
1981 Lynn Strubberg
Gail Beck
Cindy Castillon
1982 Lynn Strubberg

- Cindy Castillon
Lynne Miller
- AIAW Division II All-State (6)**
1980 Lynn Strubberg
1981 Lynn Strubberg
Gail Beck
Cindy Castillon
1982 Lynn Strubberg
Cindy Castillon
- USWBA Scholar Athlete of the Year (1)**
1998 Lisa Davies
- NCAA Postgraduate Scholar (2)**
1994 Melody Howard
1998 Lisa Davies
- CoSIDA Academic All-American of the Year (1)**
1998 Lisa Davies
- CoSIDA/CSC Academic All-America (9)**
1st team - 4; 2nd team - 4; 3rd team - 1
1993 Melody Howard, third team
1994 Melody Howard, second team
1997 Lisa Davies, second team
1998 Lisa Davies, first team
2000 Jackie Stiles, first team
2001 Jackie Stiles, first team
2005 Nicole Lehman, second team
2006 Sarah Klaassen, second team
2012 Lacey Boshe, first team
- CoSIDA/CSC Academic All-District (20)**
1st team - 16; 2nd team - 4
1984 Lynne Miller, first team
1987 Marla Douglass, first team
1993 Melody Howard, first team
1994 Melody Howard, first team
Tina Robbins, first team
1997 Lisa Davies, first team
1998 Lisa Davies, first team
Sarah Singer, second team
1999 Jackie Stiles, first team
2000 Jackie Stiles, first team
Rachel Johnson, second team
2001 Jackie Stiles, first team
2005 Nicole Lehman, first team
Sarah Klaassen, second team
2006 Sarah Klaassen, first team
2007 Tahnee Balerio, second team
2011 Lacey Boshe, first team
2012 Lacey Boshe, first team
2020 Alexa Willard, first team
2023 Sydney Wilson, first team
- All-Gateway Conference (17)**
1st team - 10; 2nd team - 2; HM - 5
1984 Jeanette Tendai, first team
1985 Jeanette Tendai, first team
1986 Jeanette Tendai, second team
Sharon Zeilmann, honorable mention
1987 Kelly Mago, first team
Marla Douglass, second team
Sharon Zeilmann, honorable mention
1988 Kelly Mago, first team
1990 LaWaynta Dawson, first team
Kimberly Scoggin, honorable mention

- 1991 LaWaynta Dawson, first team
Karen Rapiere, first team
Secelia Winkfield, honorable mention
- 1992 Secelia Winkfield, first team
Tonya Baucom, first team
Melody Howard, first team
Karen Rapiere, honorable mention
- Gateway Coach of the Year (3)**
1987 Valerie Goodwin-Colbert (co-recipient)
1991 Cheryl Burnett
1992 Cheryl Burnett
- Gateway Freshman of the Year (1)**
1990 Secelia Winkfield (co-recipient)
- Gateway Player of the Week (12)**
1984 Jeanette Tendai (J3)
1985 Kelly Mago (D16)
1986 Jeanette Tendai (F10)
1987 Kelly Mago (F10)
1988 Kelly Mago (F23)
1989 Karen Rapiere (J10)
1990 Regina Johnson (J30)
1990 LaWaynta Dawson (D11)
1991 LaWaynta Dawson (M5)
1991 Secelia Winkfield (J15)
1991 Melody Howard (D17)
1992 Tonya Baucom (J28)
- All-Missouri Valley Conference (73)**
1st team - 44; 2nd team - 6; 3rd team - 1; HM - 22
1993 Secelia Winkfield, first team
Tonya Baucom, first team
Melody Howard, first team
1994 Melody Howard, first team
Tina Robbins, first team
1995 Charitee Longstreth, first team
LaTanya Davis, honorable mention
LaTanya Davis, first team
Roshonda Reed, first team
Lisa Davies, honorable mention
1997 Lisa Davies, first team
Jessie McVay, first team
Roshonda Reed, honorable mention
1998 Lisa Davies, first team
Jackie Stiles, first team
Roshonda Reed, honorable mention
1999 Jackie Stiles, first team
Roshonda Reed, first team
Carly Deer, honorable mention
2000 Tara Mitchem, first team
Jackie Stiles, first team
2001 Jackie Stiles, first team
Carly Deer, honorable mention
Tara Mitchem, honorable mention
2002 Jenni Lingor, first team
Erica Vicente, first team
Kari Koch, first team
Jenni Lingor, honorable mention
2004 Kari Koch, first team
Jenni Lingor, first team
Meg Tierney, honorable mention
2005 Jenni Lingor, first team
Kari Koch, first team
Nicole Lehman, honorable mention
2006 Kari Koch, first team

Cheryl Burnett





Sarah Klaassen, honorable mention
 2007 Tahnee Balerio, first team
 2008 Tahnee Balerio, second team
 Maggie Dwyer, second team
 Tiff Terwelp, honorable mention
 2009 Casey Garrison, first team
 2010 Casey Garrison, first team
 Jaleshia Roberson, second team
 Christiana Shorter, honorable mention
 2011 Casey Garrison, first team
 Christiana Shorter, second team
 2012 Casey Garrison, first team
 Christiana Shorter, second team
 2013 Whitney Edie, honorable mention
 2014 Tyonna Snow, honorable mention
 Kenzie Williams, honorable mention
 2015 Kenzie Williams, first team
 Tyonna Snow, honorable mention
 2016 Tyonna Snow, first team
 Kenzie Williams, first team
 2017 Liza Fruendt, first team
 Lexi Hughes, honorable mention
 2018 Liza Fruendt, first team
 Alexa Willard, first team
 2019 Danielle Gitzen, first team
 Brice Calip, honorable mention
 Jasmine Franklin, honorable mention
 Alexa Willard, honorable mention
 2020 Brice Calip, first team
 Jasmine Franklin, first team
 Alexa Willard, first team
 2021 Brice Calip, first team
 Jasmine Franklin, first team
 Abby Hipp, honorable mention
 2022 Brice Calip, first team
 Abi Jackson, first team
 2023 Aniya Thomas, second team
Kennedy Taylor, third team

MVC Coach of the Year (4)

1994 Cheryl Burnett
 2019 Kellie Harper
 2020 Amaka Agugua-Hamilton
 2021 Amaka Agugua-Hamilton

Jackie Stiles MVC Player of the Year (10)

1993 Secelia Winkfield
 1994 Melody Howard
 1999 Jackie Stiles
 2000 Jackie Stiles
 2001 Jackie Stiles
 2004 Kari Koch
 2005 Jenni Lingor
 2010 Casey Garrison
 2016 Tyonna Snow
 2021 Brice Calip

MVC Defensive Player of the Year (8)

1993 Secelia Winkfield
 1998 Lisa Davies
 2001 Carly Deer
 2011 Tia Mays
 2016 Tyonna Snow
 2020 Brice Calip
 2021 Jasmine Franklin
 2022 Brice Calip

MVC Newcomer of the Year (7)

1994 Nanne Jackson
 1996 Roshonda Reed
 1998 Yen Quach
 2003 Meg Tierney
 2004 K.C. Cowgill
 2008 Maggie Dwyer
 2011 Tia Mays

MVC Freshman of the Year (7)

1996 Roshonda Reed
 1998 Jackie Stiles
 2002 Jenni Lingor
 2003 Kari Koch
 2009 Casey Garrison
 2010 Christiana Shorter
 2023 **Jade Masogayo**

MVC Most Improved Player (1)

2022 Abi Jackson

MVC All-Freshman/Newcomer Team (25)

1994 Nanne Jackson
 1995 Lisa Davies
 1996 Jessie McVay
 Roshonda Reed
 1997 Sarah Singer
 1998 Jackie Stiles
 2002 Jenni Lingor
 2003 Meg Tierney

Kari Koch
 2005 Tiff Terwelp
 2006 Kayli Combs
 2008 Marisha Brown
 2009 Casey Garrison
 Jaleshia Roberson
 2010 Christiana Shorter
 2011 Karly Buer
 2013 Tyonna Snow
 2015 Liza Fruendt
 2017 Alexa Willard
 2019 Jasmine Franklin
 2021 Abi Jackson
 2022 Mariah White
 2023 **Jade Masogayo**
Kennedy Taylor
 Aniya Thomas

MVC All-Defensive Team (26)

1996 Lisa Davies
 1996 LaTanya Davis
 1997 Lisa Davies
 1998 Lisa Davies
 1999 Roshonda Reed
 1997 Jessie McVay
 2000 Melody Campbell
 2001 Carly Deer
 2002 Erica Vicente
 2003 Kari Koch
 2004 Kari Koch
 2006 Kari Koch
 2010 Casey Garrison
 2011 Tia Mays
 2012 Christiana Shorter
 2014 Tyonna Snow
 2015 Tyonna Snow
 2016 Tyonna Snow
 2018 Danielle Gitzen
 2019 Danielle Gitzen
 2020 Brice Calip
 2021 Brice Calip
 Jasmine Franklin
 2022 Brice Calip
 Abi Jackson
 2023 Aniya Thomas

MVC All-Tournament Team (31 - 9 MVP)

1990 LaWaynta Dawson
 1994 Tina Robbins (MVP)
 LaTanya Davis
 Melody Howard
 1995 Julie Howard
 Charitree Longstreth
 1996 LaTanya Davis (MVP)
 Jessie McVay
 1998 Lisa Davies
 Jackie Stiles
 1999 Jackie Stiles
 2000 Jackie Stiles (MVP)
 2001 Jackie Stiles (MVP)
 Carly Deer
 Erika Rante
 2003 Kari Koch (MVP)
 Jenni Lingor
 2004 Jenni Lingor (MVP)
 Kari Koch
 Meg Tierney
 2006 Kari Koch (MVP)
 Tahnee Balerio
 Sarah Klaassen
 Casey Garrison
 2011 Casey Garrison
 2012 Casey Garrison
 2015 Tyonna Snow
 2016 Tyonna Snow (MVP)
 Liza Fruendt
 2019 Alexa Willard (MVP)
 Danielle Gitzen
 2022 Abi Jackson

MVC Scholar-Athlete of the Year (2)

2012 Lacey Boshe
 2015 Kenzie Williams

MVC Scholar-Athlete Team (53)

1st team - 24; 2nd team - 16; HM - 13

1993 Tonya Baucom, first team
 Melody Howard, first team
 1994 Melody Howard, first team
 Tina Robbins, first team
 1995 Julie Howard, second team
 1996 Lisa Davies, first team
 1997 Lisa Davies, first team
 1998 Lisa Davies, first team
 Sarah Singer, second team
 1999 Jackie Stiles, first team
 Sarah Singer, second team

2000 Tara Mitchem, first team
 Jackie Stiles, first team
 Rachel Johnson, second team
 2001 Jackie Stiles, first team
 Tara Mitchem, second team
 2003 Nicole Lehman, second team
 Stephanie Busbey, honorable mention
 2004 Kari Koch, second team
 Nicole Lehman, second team
 K.C. Cowgill, honorable mention
 Sarah Klaassen, honorable mention
 2005 Nicole Lehman, first team
 Sarah Klaassen, second team
 Kari Koch, honorable mention
 K.C. Cowgill, honorable mention
 Sarah Klaassen, first team
 2006 Tahnee Balerio, honorable mention
 Kari Koch, honorable mention
 Tahnee Balerio, first team
 Tiff Terwelp, second team
 2008 Tahnee Balerio, honorable mention
 Tiff Terwelp, honorable mention
 2010 Lacey Boshe, second team
 2011 Lacey Boshe, second team
 2012 Lacey Boshe, first team
 Karly Buer, first team
 2013 Karly Buer, first team
 2014 Kenzie Williams, first team
 2015 Kenzie Williams, first team
 2016 Kenzie Williams, first team
 Liza Fruendt, second team
 2017 Liza Fruendt, first team
 2018 Liza Fruendt, first team
 2019 Danielle Gitzen, first team
 Alexa Willard, first team
 2020 Brice Calip, honorable mention
 2021 Brice Calip, second team
 Abby Hipp, honorable mention
 2022 Mya Bhinhar, second team
 Brice Calip, second team
 Sydney Wilson, honorable mention
 2023 Sydney Wilson, honorable mention

MVC Player of the Week (91)

1993 Melody Howard (J4)
 1993 Secelia Winkfield (J25, F8)
 1994 Tina Robbins (D6, J11, F8)
 Melody Howard (F22)
 1995 LaTanya Davis (J30)
 1996 Tasha McDowell (D11)
 Roshonda Reed (J15)
 1997 Jessie McVay (D 30)
 1998 Jackie Stiles (N24, D15, F2)
 Lisa Davies (D8)
 1999 Jackie Stiles (N16, N30, D7, F22)
 Roshonda Reed (J25, M1)
 2000 Jackie Stiles (D13, D20, J10, J31)
 2001 Jackie Stiles (N27, D11, D18, J8, J15, J22, F12, M3)
 Tara Mitchem (D11)
 2002 Jenni Lingor (J2, J22)
 2003 Jenni Lingor (M10)
 2004 Kari Koch (D1, D8)
 2005 Jenni Lingor (D6, D13, J16)
 2006 Kari Koch (D28)
 2007 Tahnee Balerio (D18)
 2009 Casey Garrison (J19)
 2010 Casey Garrison (N30, D14, M1)
 Jaleshia Roberson (D21, J11, F8)
 2011 Casey Garrison (N15, N22, J17, J31)
 Christiana Shorter (J24)
 2012 Karly Buer (F6)
 Casey Garrison (F20)
 Jaleshia Roberson (J9)
 2013 Whitney Edie (D3)
 2014 Kenzie Williams (N18, D16)
 2015 Tyonna Snow (M2)
 Kenzie Williams (D15)
 2016 Hillary Chvatal (J18)
 Tyonna Snow (D7, J4, F15)
 Kenzie Williams (D14, J25)
 2017 Liza Fruendt (M7)
 Lexi Hughes (F6)
 2018 Liza Fruendt (N20, J22)
 Alexa Willard (D18)
 2019 Danielle Gitzen (J21)
 2020 Alexa Willard (N18)
 Jasmine Franklin (D2, D16)
 Brice Calip (F3)
 2021 Brice Calip (N30, J19, J25, F1)
 Jasmine Franklin (F15, M1)
 2022 Jasmine Franklin (N15, N22, N29)
 Abi Jackson (F28)
 2023 Sydney Wilson (J30)



MVC Newcomer of the Week (37)

- 2004 K.C. Cowgill (D8)
- 2005 Tiff Terwelp (F21)
- 2006 Breton Wyatt (F20)
- 2007 Melissa Busby (J22)
- 2008 Maggie Dwyer (D10, D26, J14, J21)
- 2009 Casey Garrison (N24, D8, D22, J19)
- 2010 Whitney Edie (D14)
- Christiana Shorter (D7, J11, F1, F8)
- 2011 Tia Mays (J17)
- 2013 Tyonna Snow (F25)
- 2015 Liza Fruendt (N24)
- 2017 Alexa Willard (J16)
- 2018 Brice Calip (J15)
- Emily Gartner (F5)
- 2019 Jasmine Franklin (J7, J14, F25, M11)
- 2022 Isabelle Delarue (J3)
- Mariah White (F21)
- 2023 **Indya Green (D12)**
- Kennedy Taylor (D19, J9, F6, F27)**
- Aniya Thomas (J2, J23)
- Jade Masogayo (F20)

MVC Postgraduate Scholar (1)

- 2005 Nicole Lehman

MVC Charlotte West Award (1)

- 2001 Jackie Stiles

MVC Elite 18 Award (1)

- 2015 Kenzie Williams

MVC State Farm Good Neighbor Award (3)

- 2009 Roxy Stiles
- 2012 Christiana Shorter
- 2021 Abby Hipp

MVC All-Centennial Team (2007) (10)

- Tonya Baucom (1992-93)
- Cheryl Burnett (1988-2002)
- Lisa Davies (1995-98)
- Melody Howard (1991-94)
- Kari Koch (2003-06)
- Jenni Lingor (2002-05)
- Tina Robbins (1991-94)
- Jackie Stiles (1998-2001)
- Jeanette Tendai (1983-86)
- Secilia Winkfield (1990-93)

MVC 25 Year Team (2018) (3)

- Melody Howard (1991-94)
- Kari Koch (2003-06)
- Jackie Stiles (1998-2001)

MVC Hall of Fame (4)

- 1999 Melody Howard
- 2006 Jackie Stiles
- 2010 Cheryl Burnett
- 2017 Dr. Mary Jo Wynn

Lady Bear Prestige Award (24)

(player exhibiting most desire, determination and dedication)

- 1988 Kelly Mago
- 1989 Amy Nelson
- 1990 LaWaynta Dawson
- 1991 Amy Nelson
- 1992 Karen Rapier
- 1993 Melody Howard
- 1994 Melody Howard
- Tina Robbins
- 1995 LaTanya Davis
- 1996 LaTanya Davis
- 1997 Lisa Davies
- 1998 Lisa Davies
- 1999 Roshonda Reed
- 2000 Jackie Stiles
- 2000 Sarah Singer
- 2001 Jackie Stiles
- 2002 Ann Cavey
- 2008 Tiff Terwelp
- 2009 Roxy Stiles
- 2010 Lacey Boshe
- 2011 Karly Buer
- Aly Stock
- 2012 Lacey Boshe
- Karly Buer

Cheryl Burnett Student-Athlete Award (3)

- 2016 Kenzie Williams
- 2019 Danielle Gitzen
- 2021 Abby Hipp

Lady Bears Team MVP (6)

- 2015 Kenzie Williams
- 2016 Tyonna Snow
- 2017 Liza Fruendt
- 2018 Aubrey Buckley
- 2019 Danielle Gitzen
- 2021 Brice Calip



Tyonna Snow

Jackie Stiles

Lady Bears Defensive Player of the Year (7)

- 2015 Tyonna Snow
- 2016 Tyonna Snow
- 2017 Aubrey Buckley/Audrey Holt
- 2018 Aubrey Buckley
- 2019 Brice Calip
- 2021 Jasmine Franklin

Lady Bears Most Improved Player (5)

- 2015 Hillary Chvatal
- 2016 Onye Osemenam
- 2017 Liza Fruendt
- 2018 Danielle Gitzen
- 2019 Elle Ruffridge
- 2021 Elle Ruffridge

Lady Bears Academic Excellence Award (7)

- 2015 Kenzie Williams
- 2016 Kenzie Williams
- 2017 Danielle Gitzen
- 2018 Alexa Willard
- 2019 Abby Hipp
- 2021 Emily Gartner/Abby Hipp

Lady Bears Sixth Player of the Year (1)

- 2021 Elle Ruffridge

Missouri State Outstanding Female Student-Athlete (11)

(Selected by head coaches)

- 1983 Lynn Strubberg
- 1984 Jeanette Tendai
- 1991 LaWaynta Dawson
- 1994 Melody Howard, co-recipient
- 2000 Jackie Stiles
- 2001 Jackie Stiles
- 2012 Casey Garrison
- 2015 Kenzie Williams, co-recipient
- 2019 Danielle Gitzen
- 2020 Alexa Willard
- 2021 Brice Calip

Dr. Mary Jo Wynn Senior Scholar Athlete (6)

(Senior with the highest cumulative GPA)

- 1987 Marla Douglass
- 1992 Charity Shira
- 1994 Melody Howard
- 1999 Lisa Davies
- 2006 Sarah Klaassen
- 2016 Kenzie Williams

A.J. McDonald Award (12)

(outstanding senior athlete/physical education major)

- 1970 Sue Schuble
- 1972 Sherry Leonardo
- 1974 Mary Phyl Dwight
- 1975 Laverne Bruns
- 1977 Sharon Baack
- 1978 Joanie French
- 1979 Cindy Wilson
- 1982 Terri Thomas
- 1984 Lynne Miller
- 1986 Paula Buscher
- 1995 Tina Robbins
- 2002 Melody Campbell

Kay Yow Coach of the Year (1)

- 2019 Kellie Harper

Women's Basketball Hall of Fame (1)

- 2016 Jackie Stiles

Missouri Sports Hall of Fame (6)

- 1999 Melody Howard
- 2000 Cheryl Burnett
- 2002 Jackie Stiles
- 2008 Reba Sims
- 2014 Dr. Mary Jo Wynn
- 2022 Casey Garrison

Missouri Sports Legend (1)

- 2015 Cheryl Burnett

Springfield Area Sports Hall of Fame (7)

- 2000 Cheryl Burnett
- 2001 Melody Howard
- 2003 Jackie Stiles
- 2007 Jeanette Tendai
- 2010 Reba Sims
- 2011 Joanie French
- 2015 Cindy Henderson

CBS Sports/Chevrolet Player of the Game (1)

- 1992 Tonya Baucom, NCAA semifinal vs. Western Kentucky (A4)

Sports Illustrated National Player of the Week (2)

- 1992 Tonya Baucom (M16)
- 1994 Melody Howard (F21)

Pan American Games Team (3)

- 1991 Secelia Winkfield, North team
- 1993 LaTanya Davis, North team
- 1994 Cheryl Burnett, East coach

MSU NCAA Woman of the Year Nominee (3)

- 1992 Charity Shira
- 1993 Tonya Baucom
- 1994 Melody Howard

Missouri State All-Decade Team (1982-91) (5)

- LaWaynta Dawson (1990-91)
- Marla Douglass (1986-87)
- Kelly Mago (1985-88)
- Karen Rapier (1989-92)
- Jeanette Tendai (1983-86)

WNBA Draft Picks (3)

- Jackie Stiles, 2001, Portland (1st round, 4th overall)
- Tara Mitchem, 2001, New York (4th round, 60th overall)
- Jenni Lingor, 2005, Detroit (3rd round, 33rd overall)

Professional Players (11)

- Aubrey Buckley - Denmark (2018-19)
- LaWaynta Dawson - Luxembourg (1991-93)
- Melody Howard - Colorado X-plosion (1996-99)
- Jackie Stiles - Portland Fire (2001), Los Angeles Sparks (2002), Australia (2006)
- Jenni Lingor - Detroit Shock (2005-06)
- Bry Snow - Morocco (2014-16)
- Tyonna Snow - Finland (2016-17)
- Alexa Willard - Greece (2020-21)
- Brice Calip - Switzerland (2022-23)
- Abi Jackson - Spain (2023-24)
- Aniya Thomas - Iceland (2023-24)

CAREER STATISTICS



- A -

Player	Ht.	Pos.	Hometown (High School)	Class	Year	G-GS	FG-A	Pct	3FG-A	Pct	FT-A	Pct	REB	AVG	PF-D	PTS	AVG	A	TO	BS	ST	MIN	
Adams, Jamie	6-0	F	Liberty, Mo. (Liberty)	Jr.	2007-08	22-0	16-44	.364	0-0	.000	13-26	.500	59	2.7	19-0	45	2.0	6	15	17	4	255	
				Sr.	2008-09	17-0	4-12	.333	0-0	.000	6-12	.500	14	0.8	7-0	14	0.8	2	5	3	3	3	87
Total						39-0	20-56	.357	0-0	.000	19-38	.500	73	1.9	26-0	59	1.5	8	20	20	7	342	
Airoidi, Donna	5-5	G	St. Louis, Mo. (Ursuline Academy)	So.	1973-74	4-0	--	.500	--	--	.500	0	0.0	0-0	6	1.5	--	--	--	--	--	--	
				Jr.	1974-75	1-0	--	--	--	--	--	--	--	0-0	0	0.0	--	--	--	--	--	--	--
Total						5-0								0-0	6	1.2							
Aldridge, Jessica	6-2	F	South Bend, Ind. (Clay)	So.	2003-04	11-0	7-16	.438	0-0	.000	0-0	.000	15	1.4	10-0	14	1.3	3	10	4	4	66	
				Total				11-0	7-16	.438	0-0	.000	0-0	.000	15	1.4	10-0	14	1.3	3	10	4	4
Alley, Susan	5-6	G	Lee's Summit, Mo.	--	1973-74	3	--	--	--	--	--	--	--	--	2-0	0	0.0	--	--	--	--	--	
				Total				3									2-0	0	0.0				
Archambault, Erin	5-6	G	Eureka, Mo. (Eureka)	Fr.	1983-84	22-0	7-26	.269	--	--	11-13	.846	18	0.8	18-1	25	1.1	22	23	1	9	161	
				So.	1984-85	27-2	18-47	.382	--	--	4-7	.571	21	0.8	33-0	40	1.5	42	56	0	13	300	
				Jr.	1985-86	26-6	34-92	.370	--	--	20-31	.645	26	1.0	45-1	88	3.4	66	80	2	19	438	
				Sr.	1986-87	25-0	13-33	.394	0-0	.000	4-6	.667	24	1.0	34-1	30	1.2	13	33	0	12	218	
Total					100-8	72-198	.364	0-0	.000	39-57	.684	89	0.9	130-3	183	1.8	143	192	3	53	1117		
Ayers, Diana	5-11	C	Canton, Mo. (Canton)	Fr.	1979-80	4-0	4-13	.308	--	--	2-3	.667	2	0.5	6-0	10	2.5	0	--	--	--	--	
				So.	1980-81	21-0	18-48	.375	--	--	4-11	.364	33	1.6	21-0	40	1.9	4	--	--	--	--	--
				Jr.	1981-82	33-23	40-153	.261	--	--	38-51	.745	71	2.2	60-1	120	3.6	18	--	--	--	--	--
				Sr.	1982-83	6-0	0-1	.000	--	--	0-1	.000	7	1.0	8-0	4	0.7	0	--	--	--	--	--
Total					64-23	62-205	.302			44-66	.667	113	1.8	95-1	174	2.7	22						

- B -

Player	Ht.	Pos.	Hometown (High School)	Class	Year	G-GS	FG-A	Pct	3FG-A	Pct	FT-A	Pct	REB	AVG	PF-D	PTS	AVG	A	TO	BS	ST	MIN			
Baack, Sharon	6-0	C	Lincoln, Neb. (East)	So.	1974-75	16	12-28	.429	--	--	3-9	.333	48	3.0	11-0	27	1.7	--	8	--	--	--			
				Total				16	12-28	.429			3-9	.333	48	3.0	11-0	27	1.7		8				
Balerio, Tahnee	5-6	G	Buhler, Kan. (Buhler)	Fr.	2004-05	33-1	28-95	.295	13-52	.250	34-41	.829	46	1.4	57-1	103	3.1	54	55	0	23	484			
				So.	2005-06	26-13	65-171	.380	18-68	.265	65-82	.793	60	2.3	61-3	213	8.2	86	69	2	25	794			
				Jr.	2006-07	28-28	160-426	.376	64-184	.348	135-162	.833	91	3.3	74-1	519	18.5	138	113	2	48	1026			
				Sr.	2007-08	30-30	129-336	.384	44-126	.349	102-129	.791	97	3.2	74-1	404	13.5	142	125	5	49	1000			
Total					117-72	382-1028	.372	139-430	.323	336-414	.812	294	2.5	266-6	1239	10.6	420	362	9	145	3304				
Bartlett, Jamie	5-9	G	Siloam Springs, Ark. (Siloam Springs)	Fr.	1995-96	30-0	43-121	.355	25-82	.305	32-43	.744	46	1.5	59-1	143	4.8	58	63	2	24	454			
				So.	1996-97	27-15	69-178	.388	45-120	.375	30-40	.750	52	1.9	78-3	213	7.9	57	58	2	34	656			
				Jr.	1997-98	30-0	60-164	.366	50-143	.350	29-32	.806	46	1.5	63-1	199	6.6	55	39	0	22	505			
Total					87-15	172-463	.371	120-345	.348	91-115	.791	144	1.7	200-5	555	6.4	170	160	4	80	1615				
Baucom, Tonya	6-0	F/C	Pleasanton, Kan. (Pleasanton)	Jr.	1991-92	34-30	173-263	.658	0-0	.000	89-119	.748	219	6.4	106-3	435	12.8	32	80	10	55	808			
				Sr.	1992-93	25-25	147-234	.328	0-1	.000	95-123	.772	152	6.1	92-4	389	15.6	41	61	7	47	744			
Total						59-55	320-497	.644	0-1	.000	184-242	.760	371	6.3	198-7	824	14.0	73	141	17	102	1552			
Beck, Gail	5-5	G	Fairview, Mo. (Wheaton)	Jr.	1980-81	35-35	198-398	.498	--	--	101-132	.765	115	3.3	85	497	14.2	181	--	--	--	--			
				Sr.	1981-82	33-33	181-409	.443	--	--	106-129	.822	145	4.4	89-6	468	14.2	187	--	--	--	--	--		
Total						68-68	379-807	.470			207-261	.793	260	3.8	174	965	14.2	368							
Becker, Terry	5-7	F	Festus, Mo. (Hillsboro)	Sr.	1977-78	24	116-244	.475	--	--	56-80	.700	112	5.3	--	288	12.0	--	--	--	--	--			
				Total				24	116-244	.475			56-80	.700	112	5.3	--	288	12.0	--	--	--	--	--	
Bethurem, Karen	5-9	F/C	Raytown, Mo.	Fr.	1969-70	--	--	--	--	--	--	--	--	--	--	--	--	--	--	--	--	--			
				So.	1970-71	--	--	--	--	--	--	--	--	--	--	--	--	--	--	--	--	--	--	--	
				Jr.	1971-72	--	--	--	--	--	--	--	--	--	--	--	--	--	--	--	--	--	--	--	--
				Sr.	1973-74	26	--	.380	--	--	--	--	510	164	6.3	62	346	13.3	--	--	--	--	--	--	
Total																									
Bhinhar, Mya	5-9	G	Owasso, Okla. (Owasso)	Fr.	2018-19	35-0	35-91	.385	5-17	.294	26-37	.703	54	1.5	23-0	101	2.9	53	54	2	19	430			
				So.	2019-20	30-17	50-151	.331	5-18	.278	38-44	.864	71	2.4	57-2	143	4.8	88	66	10	42	673			
				Jr.	2020-21	21-11	28-90	.311	10-29	.345	5-12	.417	51	2.4	33-0	71	3.4	46	36	4	11	435			
				Sr.	2021-22	32-32	60-210	.286	18-69	.261	18-26	.692	135	4.2	58-1	156	4.9	120	59	7	42	933			
Total					118-60	173-542	.319	38-133	.286	87-119	.731	311	2.6	171-3	471	4.0	307	215	23	114	2468				
Biel, Erica	6-1	G	Hutchinson, Kan. (Trinity Catholic)	Fr.	2006-07	19-0	10-25	.400	2-8	.250	9-11	.818	19	1.0	10-0	31	1.6	8	4	2	6	181			
				Total				19-0	10-25	.400	2-8	.250	9-11	.818	19	1.0	10-0	31	1.6	8	4	2	6	181	
Bisges, Marcia	5-9	F	Fatima, Mo. (Westphalia)	Fr.	1982-83	11-0	9-33	.273	--	--	5-10	.500	11	1.0	8-0	23	2.1	6	1	--	6	--			
				So.	1983-84	22-0	12-37	.324	--	--	6-9	.667	23	1.1	10-0	30	1.4	7	6	0	3	145			
Total						33-0	21-70	.300			11-20	.550	34	1.0	18-0	53	1.6	13	7	--	9	--			
Black, Theresa	5-11	F/C	Ash Grove, Mo. (Ash Grove)	Fr.	1975-76	--	--	--	--	--	--	--	--	--	--	--	--	--	--	--	--	--			
				So.	1976-77	24	56-153	.366	--	--	--	--	26-44	.591	135	5.6	51	138	5.8	--	31	--	--	--	
Total																									
Bond, Glenda	5-8	G	Neosho, Mo. (Neosho)	So.	1973-74	26	--	.380	--	--	--	.380	60	2.3	78	96	3.7	--	--	--	--	--			
				Jr.	1974-75	14	16-59	.271	--	--	--														



- B -

Player	Ht.	Pos.	Hometown (High School)	Class	Year	G-GS	FG-A	Pct	3FG-A	Pct	FT-A	Pct	REB	AVG	PF-D	PTS	AVG	A	TO	BS	ST	MIN
Bryant, Jaiden	5-9	G	St. Louis, Mo. (Incarnate Word Aca.)	Fr.	2022-23	23-0	4-20	.200	1-9	.111	4-6	.667	27	1.2	26-0	13	0.6	12	9	1	9	171
Total						23-0	4-20	.200	1-9	.111	4-6	.667	27	1.2	26-0	13	0.6	12	9	1	9	171
Buckley, Aubrey	6-2	F	Springfield, Mo. (Parkview)	Fr.	2014-15	33-30	38-129	.295	2-16	.125	68-100	.680	96	2.9	58-0	146	4.4	16	29	5	22	712
				So.	2015-16	11-11	19-58	.328	1-8	.125	23-33	.697	43	3.9	19-0	62	5.6	7	15	2	7	272
				Jr.	2016-17	31-30	99-216	.458	10-31	.323	78-112	.696	160	5.2	75-2	286	9.2	20	44	5	31	791
				Sr.	2017-18	33-33	110-276	.399	8-34	.235	116-171	.678	203	6.2	89-3	344	10.4	28	38	5	44	845
Total						108-104	266-679	.392	21-89	.236	285-416	.685	502	4.6	241-5	838	7.8	71	126	17	104	2620
Buer, Karly	5-7	G	Concordia, Kan. (Concordia)	Fr.	2010-11	35-25	72-173	.416	18-50	.360	15-25	.600	75	2.1	58-0	177	5.1	48	51	0	12	654
				So.	2011-12	33-20	109-297	.367	15-60	.250	74-84	.881	107	3.2	49-0	307	9.3	85	57	1	20	777
				Jr.	2012-13	31-29	95-256	.371	29-87	.333	49-54	.907	123	4.0	67-2	268	8.6	71	79	3	28	895
				Sr.	2013-14	4-4	7-16	.438	2-7	.286	5-9	.556	10	2.5	11-0	21	5.3	4	10	0	2	82
Total						103-78	283-742	.381	64-204	.314	143-172	.831	315	3.1	185-2	773	7.5	208	197	4	62	2408
Burgess, Whitney	6-1	F	Huntsville, Ark. (Huntsville)	Fr.	2006-07	25-10	7-27	.259	0-1	.000	2-10	.200	41	1.6	31-0	16	0.6	2	14	0	6	264
Total						25-10	7-27	.259	0-1	.000	2-10	.200	41	1.6	31-0	16	0.6	2	14	0	6	264
Burton, Marsha	5-10	G/F	Marionville, Mo. (Marionville)	Fr.	1993-94	23-0	6-33	.182	2-5	.400	4-6	.667	10	0.4	5-0	17	0.7	5	6	1	1	66
				So.	1994-95	18-0	8-38	.211	2-4	.500	3-6	.500	9	0.5	3-0	23	1.3	2	7	0	2	81
Total						41-0	14-71	.197	4-9	.444	7-12	.583	19	0.5	8-0	40	1.0	7	13	1	3	147
Busbey, Stephanie	6-4	C	El Dorado Springs, Mo. (El Dorado Springs)	Fr.	2000-01	31-0	43-66	.652	0-0	.000	27-40	.675	63	2.0	33-0	113	3.6	6	33	6	8	305
				So.	2001-02	29-8	52-104	.500	0-0	.000	30-45	.667	94	3.2	55-1	134	4.6	2	31	15	15	424
				Jr.	2002-03	21-1	56-110	.509	0-1	.000	40-58	.690	80	3.8	59-3	152	7.2	11	23	19	5	311
				Sr.	2003-04	32-3	64-117	.547	0-0	.000	40-66	.606	104	3.3	58-1	168	5.3	13	40	29	16	168
Total						113-12	215-397	.542	0-1	.000	137-209	.656	341	3.0	205-5	567	5.0	32	127	69	44	1208
Busby, Melissa	6-1	G	Edmond, Okla. (Oklahoma Christian Academy)	Fr.	2006-07	21-6	48-132	.364	26-74	.351	17-22	.773	68	3.2	47-1	139	6.6	16	28	6	24	453
				So.	2007-08	23-15	57-156	.365	45-127	.354	16-20	.800	60	2.6	36-1	175	7.6	20	16	9	19	523
				Jr.	2008-09	28-0	37-117	.316	27-101	.267	8-9	.889	40	1.4	29-0	109	3.9	9	12	6	20	334
				Sr.	2003-04	31-17	75-188	.399	38-114	.333	30-38	.789	53	1.7	41-0	218	7.0	24	36	8	33	591
Total						103-38	217-593	.366	136-416	.327	71-89	.798	221	2.1	153-2	641	6.2	69	92	29	96	1901
Bush, Adrienne	5-9	G	Russellville, Ark. (Russellville)	Fr.	2001-02	21-2	17-71	.239	0-3	.000	39-58	.672	47	2.2	53-1	73	3.5	15	24	0	18	232
Total						21-2	17-71	.239	0-3	.000	39-58	.672	47	2.2	53-1	73	3.5	15	24	0	18	232
Buscher, Paula	5-6	G	Peoria, Ill. (Richwoods)	Jr.	1983-84	28-28	89-197	.452	--	--	54-66	.818	64	2.3	84-2	232	8.3	138	89	7	41	--
				So.	1984-85	28-23	73-179	.408	--	--	26-36	.722	56	2.0	76-2	172	6.1	126	107	2	43	--
Total						56-51	162-376	.431	--	--	80-102	.784	120	2.1	160-4	404	7.2	264	196	9	84	--
Byers, Lindsey	5-9	G	Jefferson City, Mo. (Helias Catholic)	Fr.	2021-22	16-0	8-16	.500	6-11	.545	1-2	.500	5	0.3	9-0	23	1.4	7	4	1	2	75
Total						16-0	8-16	.500	6-11	.545	1-2	.500	5	0.3	9-0	23	1.4	7	4	1	2	75

- C -

Player	Ht.	Pos.	Hometown (High School)	Class	Year	G-GS	FG-A	Pct	3FG-A	Pct	FT-A	Pct	REB	AVG	PF-D	PTS	AVG	A	TO	BS	ST	MIN
Calip, Brice	5-8	G	Sapulpa, Okla. (Sapulpa)	Fr.	2016-17	7-0	14-36	.389	0-2	.000	9-14	.643	19	2.7	10-0	37	5.3	12	17	2	4	129
				R-Fr.	2017-18	33-30	85-218	.390	13-40	.325	56-81	.691	139	4.2	61-1	239	7.2	84	57	9	36	863
				So.	2018-19	35-35	111-288	.385	10-42	.238	122-162	.753	143	4.1	52-0	354	10.1	78	53	14	46	931
				Jr.	2019-20	29-29	102-271	.376	25-78	.321	135-168	.804	104	3.6	45-0	364	12.6	110	47	11	38	862
				Sr.	2020-21	26-26	107-296	.361	25-76	.329	108-128	.844	127	4.9	36-0	347	13.3	107	38	10	56	825
				Sr.	2021-22	33-33	109-353	.309	33-118	.280	130-168	.774	179	5.4	57-1	381	11.5	111	56	12	71	1071
Total						163-153	528-1462	.361	106-356	.298	560-721	.777	711	4.4	261-2	1722	10.6	502	268	58	251	4681
Campbell, Melody	5-7	G	Claremore, Okla. (Claremore)	Fr.	1997-98	29-1	9-25	.360	0-3	.000	12-30	.400	26	0.9	41-1	30	1.0	39	36	0	12	251
				So.	1998-99	26-0	2-12	.167	0-2	.000	1-7	.143	14	0.5	20-0	5	0.2	12	28	0	5	112
				Jr.	1999-00	32-25	31-69	.449	1-9	.111	22-43	.512	80	2.5	82-3	85	2.7	156	98	1	77	889
				Sr.	2000-01	33-25	24-67	.358	0-2	.000	17-36	.472	56	1.7	76-3	65	2.0	145	96	5	43	705
Total						120-51	66-173	.382	1-16	.063	62-116	.534	176	1.5	219-7	185	1.5	352	258	6	137	1957
Carman, Melissa	5-9	G	Springfield, Mo. (Catholic)	So.	2004-05	11-0	2-2	1.000	0-0	.000	6-7	.857	2	0.2	4-0	10	0.9	0	3	0	1	18
				Jr.	2005-06	11-0	0-4	.000	0-1	.000	4-5	.800	4	0.4	4-0	4	0.4	0	2	0	1	21
				Sr.	2006-07	11-1	3-5	.600	0-0	.000	0-1	.000	2	0.2	5-0	6	0.5	0	3	0	0	33
Total						33-1	5-11	.455	0-1	.000	10-13	.769	8	0.2	13-0	20	0.6	0	8	0	2	72
Castillon, Cindy	5-4	G	Springfield, Mo. (Catholic)	So.	1980-81	34-34	138-350	.394	--	--	36-60	.600	113	3.3	96	312	9.2	117	--	--	--	--
				Jr.	1981-82	33-33	202-490	.412	--	--	39-62	.629	116	3.5	92-3	443	13.4	124	--	--	--	--
				Sr.	1982-83	27-27	135-386	.350	--	--	28-42	.667	78	3.0	97-9	298	11.0	91	100	--	48	--
Total																						

CAREER STATISTICS



- G -

Player	Ht.	Pos.	Hometown (High School)	Class	Year	G-GS	FG-A	Pct	3FG-A	Pct	FT-A	Pct	REB	AVG	PF-D	PTS	AVG	A	TO	BS	ST	MIN	
Coppage, Tiffany	5-8	G	Kansas City, Mo. (Lincoln Prep)	Jr.	2007-08	28-9	42-130	.323	33-101	.327	4-4	1.000	48	1.7	35-1	121	4.3	10	16	5	13	422	
				Sr.	2008-09	10-4	8-43	.186	6-32	.188	3-4	.750	30	3.0	11-0	25	2.5	2	12	1	8	138	
Total						38-13	50-173	.289	39-133	.293	7-8	.875	78	2.1	46-1	146	3.8	12	18	6	21	560	
Cowgill, K.C.	5-8	G	Grand Island, Neb. (Central Catholic)	Jr.	2003-04	32-1	91-180	.506	65-138	.471	20-21	.952	67	2.1	33-0	267	8.3	42	34	2	36	569	
				Sr.	2004-05	33-11	102-213	.479	74-139	.532	31-33	.939	80	2.4	67-0	309	9.4	59	64	5	31	751	
Total						65-12	193-393	.491	139-277	.502	51-54	.944	147	2.3	100-0	576	8.9	101	98	7	67	1320	
Cumberland, Ronda	5-10	F	St. Genevieve, Mo. (St. Genevieve)	Sr.	1978-79	22	43-162	.265	--	--	24-35	.686	104	4.7	--	110	5.0	3	31	--	--	--	
Total						22	43-162	.265	--	--	24-35	.686	104	4.7	--	110	5.0	3	31	--	--	--	
Cutbirth, Janet	5-8	G	Crane, Mo. (Crane)	Fr.	1973-74	25	--	.400	--	--	--	.670	53	2.1	55	135	5.4	--	--	--	--	--	
				So.	1974-75	26	122-279	.437	--	--	46-73	.630	114	4.4	80	290	3.1	--	68	--	--	--	--
				Jr.	1975-76	--	--	--	--	--	--	--	--	--	--	--	--	--	--	--	--	--	--
Total						--	--	--	--	--	--	--	--	--	--	--	--	--	--	--	--		

- D -

Player	Ht.	Pos.	Hometown (High School)	Class	Year	G-GS	FG-A	Pct	3FG-A	Pct	FT-A	Pct	REB	AVG	PF-D	PTS	AVG	A	TO	BS	ST	MIN	
Davies, Lisa	5-11	F	Oak Grove, Mo. (Oak Grove)	Fr.	1994-95	33-33	126-274	.460	1-2	.500	57-95	.600	175	5.3	88-3	310	9.4	60	105	7	65	924	
				So.	1995-96	30-30	108-229	.472	0-0	.000	131-166	.789	180	6.0	66-1	347	11.6	77	102	6	46	945	
				Jr.	1996-97	27-25	126-258	.488	0-0	.000	105-140	.750	202	7.5	73-2	357	13.2	53	87	2	36	936	
				Sr.	1997-98	30-30	256-286	.545	0-0	.000	143-173	.827	235	7.8	86-2	455	15.2	31	79	2	94	909	
Total						120-118	516-1047	.493	1-2	.500	436-574	.760	792	6.6	313-8	1467	12.2	221	373	17	241	3714	
Davis, LaTanya	6-0	F/C	Kansas City, Kan. (Washington)	Fr.	1992-93	32-32	107-198	.540	0-0	.000	46-72	.639	111	3.5	93-4	260	8.1	25	58	10	44	816	
				So.	1993-94	30-30	130-225	.578	0-0	.000	75-106	.708	154	5.1	88-4	335	11.2	31	66	12	47	793	
				Jr.	1994-95	33-33	147-284	.518	0-1	.000	55-90	.611	190	5.8	94-3	349	10.6	40	78	6	52	881	
				Sr.	1995-96	30-30	170-340	.500	3-10	.300	57-87	.655	193	6.4	84-4	400	13.3	40	68	12	72	849	
Total						125-125	554-1047	.529	3-11	.273	233-355	.656	648	5.2	359-15	1340	10.7	136	270	40	215	3339	
Davis, Lynn	5-6	F	Lamar, Mo. (Lamar)	So.	1976-77	25	97-246	.393	--	--	13-23	.565	36	1.4	15	207	8.3	--	35	--	--	--	
				Jr.	1977-78	17	67-142	.472	--	--	3-4	.750	26	1.7	--	133	7.8	--	--	--	--	--	
				Sr.	1997-98	21	50-138	.362	--	--	9-13	.692	28	1.3	--	109	5.2	14	40	--	--	--	--
Total						63	214-526	.407	--	--	25-40	.625	90	1.4	--	449	7.1	--	--	--	--		
Dawson, Debbie	5-7	G	Archie, Mo. (Archie)	So.	1974-75	25	42-139	.302	--	--	12-22	.545	52	2.1	46	96	3.8	--	--	--	--	--	
				Total					25	42-139	.302	--	--	12-22	.545	52	2.1	46	96	3.8	--	--	--
Dawson, LaWaynta	5-11	F/C	Kansas City, Mo. (East)	Jr.	1989-90	27-26	144-260	.554	0-0	.000	59-93	.634	175	6.5	71-1	347	12.9	9	84	16	55	813	
				Sr.	1990-91	31-31	218-381	.572	0-0	.000	84-127	.661	228	7.4	79-3	520	16.8	22	84	24	56	959	
Total						58-57	362-641	.565	0-0	.000	143-220	.650	403	6.9	150-4	867	14.2	31	168	40	111	1772	
Deer, Carly	6-0	G/F	Warrensburg, Mo. (Warrensburg)	Fr.	1997-98	27-0	17-38	.447	0-2	.000	10-16	.625	44	1.6	30-0	44	1.6	28	29	8	27	243	
				So.	1998-99	32-17	50-127	.394	9-35	.257	15-28	.536	118	3.7	76-4	124	3.9	136	95	24	52	643	
				Jr.	1999-00	32-27	78-223	.350	21-77	.273	44-67	.657	187	5.8	82-4	221	6.9	98	81	18	93	789	
				Sr.	2000-01	35-30	114-244	.467	41-90	.456	47-61	.770	270	7.7	94-2	316	9.0	90	68	23	88	955	
Total						126-64	259-632	.410	71-204	.348	116-172	.674	619	4.9	282-10	705	5.6	352	273	73	260	2630	
Delarue, Isabelle	5-11	G	St. Charles, Mo. (Francis Howell North)	Fr.	2021-22	23-0	26-90	.289	18-70	.257	3-7	.429	21	0.9	16-0	73	3.2	8	10	5	10	215	
				So.	2022-23	22-15	58-188	.309	28-108	.259	26-34	.765	51	2.3	36-0	170	7.7	18	29	3	13	560	
Total						45-15	84-278	.302	46-178	.258	29-41	.707	72	1.6	52-0	243	5.4	26	39	8	23	776	
Denmon, Kristen	5-5	G	Kansas City, Mo. (Hickman Mills)	Fr.	1987-88	18-1	9-23	.391	0-0	.000	10-17	.588	20	1.1	15-0	28	1.6	15	18	0	8	146	
				So.	1988-89	27-10	69-193	.358	0-6	.000	23-37	.622	87	3.2	52-2	161	6.0	68	78	7	56	666	
				Jr.	1989-90	27-21	32-76	.421	1-2	.500	16-27	.593	49	1.8	44-0	61	3.0	58	44	7	29	582	
				Sr.	1990-91	31-1	24-73	.329	1-1	1.000	16-27	.593	44	1.4	28-0	65	2.1	43	31	5	23	428	
Total						103-33	134-365	.367	2-9	.222	65-108	.602	200	1.9	139-2	335	3.3	184	171	19	116	1822	
Douglass, Marla	5-8	G	Mountain Grove, Mo.	Jr.	1985-86	27-13	93-198	.470	--	--	26-31	.839	97	3.6	40-0	212	7.9	67	84	0	22	563	
				Sr.	1986-87	27-27	144-321	.449	20-57	.351	66-76	.868	140	5.2	56-1	374	13.9	138	89	2	50	847	
Total						54-40	237-519	.457	20-57	.351	92-107	.860	237	4.4	96-1	586	10.9	205	173	2	72	1410	
Dudley, Jackie	5-8	G/F	St. Joseph, Mo. (Central)	Fr.	1976-77	25	99-174	.569	--	--	50-83	.602	141	5.9	56	244	9.8	--	41	--	--	--	
Total						25	99-174	.569	--	--	50-83	.602	141	5.9	56	244	9.8	--	41	--	--	--	
Duffin, Becky	5-7	G	Vienna, Mo. (Maries R-1)	Fr.	1979-80	14	14-59	.237	--	--	15-16	.938	19	1.4	13	43	3.1	10	--	--	--	--	
Total						14	14-59	.237	--	--	15-16	.938	19	1.4	13	43	3.1	10	--	--	--	--	
Dwight, Mary Phyl	5-7	G/F	Raytown, Mo. (South)	Fr.	1970-71	--	--	--	--	--	--	--	--	--	--	--	--	--	--	--	--	--	
				So.	1971-72	--	--	--	--	--	--	--	--	--	--	--	--	--	--	--	--	--	--
				Jr.	1972-73	30	139-376	.370	--	--	135-204	.662	117	3.9	95	413	13.8	--	--	--	--	--	--
				Sr.	1973-74	24	--	.420	--	--	--	.600	89	3.7	55	408	17.0	--	--	--	--	--	--
Total						--	--	--	--	--	--	--	--	--	--	--	--	--	--	--	--		
Dwyer, Maggie	6-1	G/F	Grand Haven, Mich. (Grand Haven)	Jr.	2007-08	30-30	141-385	.366	39-111	.351	87-122	.713	155	5.2	50-0	408	13.6	46	81	4	28	905	
				Sr.	2008-09	30-28	68-193	.352	14-44	.318	85-120	.708	147	4.9	53-1	235	7.8	52	74	8	23	782	
Total						60-58	209-578	.362	53-155	.342	172-242	.711	302	5.0	103-1	643	10.7	98	155	12	51	1687	

- E -

Player	Ht.	Pos.	Hometown (High School)	Class	Year	G-GS	FG-A	Pct	3FG-A	Pct	FT-A	Pct	REB	AVG	PF-D	PTS	AVG	A	TO	BS	ST	MIN
Ealy, Shameka	6-1	F	Russellville, Ark. (Russellville)	Fr.	2016-17	31-0	36-116	.310	15-50	.300	3-3	1.000	81	2.6	45-2	90	2.9	9	27	26	6	284
				So.	2017-18	33-0	41-132	.311	17-63	.271	7-8	.875	103									



- E -

Player	Ht.	Pos.	Hometown (High School)	Class	Year	G-GS	FG-A	Pct	3FG-A	Pct	FT-A	Pct	REB	AVG	PF-D	PTS	AVG	A	TO	BS	ST	MIN	
Evans, Candy	5-5	G	Belton, Mo. (Belton)	Fr.	1976-77	5	--	--	--	--	--	--	--	--	8	17	3.4	--	--	--	--	--	
					So.	1977-78	22	63-154	.409	--	--	17-32	.531	32	1.5	--	141	6.4	--	--	--	--	--
					Jr.	1978-79	20	64-192	.333	--	--	28-39	.718	20	1.0	--	156	7.8	31	56	--	--	--
Total						47	--	--	--	--	--	--	--	314	6.7	--	--	--	--	--			
Everly, Mari Beth	5-6	G	Galt, Mo. (Grundy County R-IV)	So.	1974-75	26	30-112	.267	--	--	17-30	.567	49	2.8	49	77	3.0	--	73	--	--	--	
					Jr.	1975-76	--	--	--	--	--	--	--	--	--	--	--	--	--	--	--	--	
					Sr.	1976-77	25	63-249	.253	--	--	18-28	.643	42	1.7	66	144	5.8	--	79	--	--	
Total																							
Ezeh, Jennifer	6-3	F	Nibo, Anambra State, Nigeria (New Hope)	RSo.	2021-22	14-9	21-48	.438	0-0	.000	13-24	.542	61	4.4	25-0	55	3.9	3	19	4	2	239	
Total						14-9	21-48	.438	0-0	.000	13-24	.542	61	4.4	25-0	55	3.9	3	19	4	2	239	

- F -

Player	Ht.	Pos.	Hometown (High School)	Class	Year	G-GS	FG-A	Pct	3FG-A	Pct	FT-A	Pct	REB	AVG	PF-D	PTS	AVG	A	TO	BS	ST	MIN			
Farmer, Kori	4-8	G	Imperial, Mo. (Seckman)	R-Fr.	2014-15	6-0	1-3	.333	1-2	.500	0-0	.000	1	0.2	0-0	3	0.5	0	4	0	0	9			
					Total				6-0	1-3	.333	1-2	.500	0-0	.000	1	0.2	0-0	3	0.5	0	4	0	9	
Fisher, Melanie	6-2	C	St. Louis, Mo. (Principia)	Fr.	1999-00	24-4	27-39	.692	0-0	.000	8-18	.444	71	3.0	56-1	62	2.6	10	27	4	24	288			
					Total				24-4	27-39	.692	0-0	.000	8-18	.444	71	3.0	56-1	62	2.6	10	27	4	24	288
Forsberg, Lindsay	5-5	G	Jenks, Okla. (Jenks)	Jr.	2003-04	13-0	4-14	.286	0-6	.000	10-13	.769	10	0.8	9-0	19	1.4	14	17	1	9	113			
					Sr.	2004-05	15-1	4-15	.267	2-8	.250	1-2	.500	13	0.9	11-0	11	0.7	14	22	0	5	118		
					Total				28-1	8-29	.276	2-14	.143	11-15	.733	23	0.8	20-0	29	1.0	28	39	1	14	231
Franklin, Jasmine	6-1	F	Fayetteville, Ark. (Fayetteville)	Fr.	2018-19	35-33	126-228	.553	0-0	.000	71-121	.587	267	7.6	125-11	323	9.2	22	54	47	54	728			
					So.	2019-20	30-30	126-224	.563	1-1	1.000	75-103	.728	260	8.7	88-4	328	10.9	44	55	34	48	740		
					Jr.	2020-21	26-25	114-239	.477	0-0	.000	79-113	.699	253	9.7	80-2	307	11.8	32	45	24	58	677		
Total						102-99	429-808	.531	1-2	.500	263-387	.680	913	9.0	325-16	1122	11.0	109	179	130	180	2474			
French, Joanie	5-11	G/F	Springfield, Mo. (Parkview)	Fr.	1974-75	18	68-129	.527	--	--	19-32	.594	73	4.1	35	155	8.6	--	27	--	--	--			
					So.	1975-76	--	--	--	--	--	--	--	--	--	--	--	--	--	--	--	--			
					Jr.	1976-77	17	90-226	.398	--	--	32-42	.762	130	7.6	40	211	12.4	--	27	--	--			
Total																									
Fruendt, Liza	5-10	G	Batavia, Ill. (Batavia)	Fr.	2014-15	25-5	89-230	.387	41-107	.383	40-49	.816	66	2.6	33-0	259	10.4	28	47	2	17	479			
					So.	2015-16	34-6	137-355	.386	59-185	.319	41-51	.804	95	2.8	49-1	374	11.0	24	42	3	21	696		
					Jr.	2016-17	31-31	183-495	.370	72-211	.341	80-98	.816	155	5.0	59-0	518	16.7	66	85	5	28	918		
Total						123-75	591-1552	.381	242-721	.336	232-288	.806	446	3.6	187-2	1656	13.5	117	231	13	100	3027			
Frye, Sandy	5-8	F	Springfield, Mo. (Central)	So.	1977-78	3	--	--	--	--	--	--	--	--	7	17	5.7	--	--	--	--	--			
					Jr.	1978-79	23	50-158	.316	--	--	7-8	.875	33	1.4	--	107	4.7	9	31	--	--			
					Sr.	1979-80	19	37-96	.385	--	--	5-9	.556	29	1.5	23	79	4.2	8	--	--				
Total						45	--	--	--	--	--	--	--	203	4.5	--	--	--	--						
Fuller, Cindy	5-9	F	Ash Grove, Mo. (Ash Grove)	Fr.	1974-75	3	0-4	.000	--	--	0-0	.000	0	0.0	1-0	0	0.0	--	1	--	--	--			
					So.	1975-76	--	--	--	--	--	--	--	--	--	--	--	--	--	--	--	--			
					Total																				

- G -

Player	Ht.	Pos.	Hometown (High School)	Class	Year	G-GS	FG-A	Pct	3FG-A	Pct	FT-A	Pct	REB	AVG	PF-D	PTS	AVG	A	TO	BS	ST	MIN	
Gage, Shannon	5-9	G	Tulsa, Okla. (Central)	Fr.	1994-95	33-0	36-120	.300	8-37	.216	17-39	.436	58	1.8	78-5	97	2.9	62	80	1	26	429	
					So.	1995-96	19-0	15-46	.391	5-19	.263	12-22	.545	21	1.1	33-0	53	2.8	12	23	3	15	197
					Jr.	1996-97	27-10	35-95	.368	6-25	.240	21-29	.724	88	3.3	94-6	97	3.6	51	61	4	27	592
Total						91-11	89-268	.332	19-81	.235	50-91	.549	171	1.9	210-11	247	2.7	128	166	8	71	1289	
Gaines, Nijay	5-11	F	Des Moines, Iowa (East)	Fr.	2011-12	16-0	6-18	.333	0-3	.000	0-2	.000	6	0.4	8-0	12	0.8	0	1	1	0	59	
					So.	2012-13	28-5	24-57	.421	4-12	.333	6-12	.500	60	2.1	34-0	58	2.1	14	24	6	6	293
					Jr.	2013-14	31-26	43-115	.374	11-33	.333	9-15	.600	138	4.5	70-1	106	3.4	23	40	0	19	599
Total						108-63	147-381	.386	40-127	.315	31-58	.534	336	3.1	188-2	365	3.4	76	131	14	53	1780	
Garrison, Casey	6-0	G	Bolivar, Mo. (Bolivar)	Fr.	2008-09	30-30	162-352	.460	25-78	.321	127-156	.814	184	6.1	75-0	476	15.9	91	83	22	63	991	
					So.	2009-10	33-33	234-485	.482	32-79	.405	158-189	.836	240	7.3	52-0	658	19.9	167	98	11	90	1183
					Jr.	2010-11	35-35	214-505	.424	40-102	.392	168-187	.898	201	5.7	49-0	636	18.2	133	85	12	59	1164
Total						130-130	792-1748	.453	129-347	.372	558-656	.851	791	6.1	225-0	2271	17.5	525	342	67	264	4368	
Garst, Kindra	5-6	G	Salina, Kan. (Southeast of Salina)	So.	1992-93	24-0	3-21	.143	0-0	.000	24-37	.649	16	0.7	10-0	30	1.3	17	31	0	7	172	
					Jr.	1993-94	29-0	11-32	.344	0-2	.000	25-49	.510	29	1.0	21-0	47	1.6	33	34	0	11	279
					Sr.	1994-95	31-24	49-125	.392	15-37	.405	71-110	.645	79	2.5	45-0	184	5.9	93	91	0	17	765
Total						84-24	63-178	.354	15-39	.385	120-196	.612	124	1.5	76-0	261	3.1	143	156	0	35	1216	
Gartner, Emily	6-4	C	Hiawatha, Kan. (Hiawatha)	R-Fr.	2017-18	32-0	46-103	.447	0-0	.000	12-29	.414	102	3.2	25-0	104	3.3	18	26	15	9	315	
					So.	2018-19	34-2	63-142	.444	0-0	.000	15-39	.385	152	4.5	61-0	141	4.1	13	30	21	20	508
					Jr.	2019-20	30-14	77-164	.470	2-11	.182	39-66	.591	167	5.6	74-2	195	6.5	19	48	29	18	510
Total						122-20	250-538	.465	5-25	.200	86-171	.503	534	4.4	193-2	591	4.8	67	140	77	57	1703	
Gideon																							

CAREER STATISTICS



- G -

Player	Ht.	Pos.	Hometown (High School)	Class	Year	G-GS	FG-A	Pct	3FG-A	Pct	FT-A	Pct	REB	AVG	PF-D	PTS	AVG	A	TO	BS	ST	MIN	
Griggs, Jacque	6-0	F	Kansas City, Mo. (Hickman Mills)	Fr.	2007-08	30-4	35-110	.318	0-3	.000	17-33	.515	101	3.4	60-2	87	2.9	14	45	4	20	451	
					So.	2008-09	30-19	70-153	.458	0-1	.000	43-55	.782	139	4.6	71-0	183	6.1	22	53	2	31	580
					Jr.	2009-10	31-0	15-42	.357	0-0	.000	12-24	.500	61	2.0	38-1	42	1.4	21	32	3	31	327
					Sr.	2010-11	2-0	0-0	.000	0-0	.000	0-0	.000	0	0.0	0-0	0	0.0	0	0	0	0	0
Total						93-23	120-305	.393	0-4	.000	72-112	.643	301	3.2	169-3	312	3.4	57	130	9	82	1360	
Grossmann, Heidi	6-3	C	Laddonia, Mo. (Wellsville-Middletown)	Fr.	1986-87	6-0	2-3	.667	0-0	.000	3-7	.429	6	1.0	0-0	7	1.2	0	1	2	0	--	
					So.	1987-88	21-3	37-82	.451	0-0	.000	14-23	.609	72	3.4	54-3	88	4.2	7	30	6	2	329
Total						27-3	39-85	.459	0-0	.000	17-30	.567	78	2.9	54-3	95	3.5	7	31	8	2	--	

- H -

Player	Ht.	Pos.	Hometown (High School)	Class	Year	G-GS	FG-A	Pct	3FG-A	Pct	FT-A	Pct	REB	AVG	PF-D	PTS	AVG	A	TO	BS	ST	MIN	
Harrington, Morgan	5-7	G	Belleville, Ill (East)	Fr.	2008-09	28-0	25-73	.342	7-29	.241	10-12	.833	25	0.9	20-0	67	2.4	33	30	2	8	373	
					So.	2009-10	4-0	1-1	1.000	1-1	1.000	0-0	.000	0	0.0	1-0	3	0.8	0	2	0	0	17
Total						32-0	26-74	.351	8-30	.267	10-12	.833	25	0.8	21-0	70	2.2	33	32	2	8	390	
Handley, Katie	6-1	F	Springfield, Mo. (Glendale)	Fr.	1998-99	14-0	3-5	.600	0-0	.000	3-4	.750	7	0.5	3-0	9	0.6	1	2	1	1	27	
					Total		14-0	3-5	.600	0-0	.000	3-4	.750	7	0.5	3-0	9	0.6	1	2	1	1	1
Harrison, Marla	5-11	F	Siloam Springs, Ark. (Siloam Springs)	Fr.	1993-94	20-0	5-10	.500	2-4	.500	4-9	.444	8	0.4	4-0	16	0.8	1	11	0	3	57	
					So.	1994-95	16-0	2-4	.500	0-0	.000	0-1	.000	3	0.2	3-0	4	0.3	0	2	1	0	36
Total						36-0	7-14	.500	2-4	.500	4-10	.400	11	0.3	7-0	20	0.6	1	13	1	3	93	
Haynes, Dyana	5-9	F	West Plains, Mo. (West Plains)	Fr.	1987-88	21-0	15-37	.405	0-0	.000	11-14	.786	28	1.3	23-0	41	2.0	9	14	0	4	170	
					So.	1988-89	27-16	47-152	.309	0-1	.000	40-58	.690	98	3.6	69-3	134	5.0	55	63	0	20	589
					Jr.	1989-90	27-3	38-88	.432	0-1	.000	15-23	.652	48	1.8	62-5	91	3.4	50	63	0	27	479
					Sr.	1990-91	28-1	15-42	.357	0-0	.000	21-40	.525	40	1.4	35-1	51	1.8	16	23	5	7	217
Total						103-20	115-319	.361	0-2	.000	87-135	.644	214	2.1	189-9	317	3.1	130	163	5	58	1455	
Haynes, Nicci	5-11	F	St. Charles, Mo. (Francis Howell North)	Fr.	1997-98	1-0	1-1	1.000	0-0	.000	0-0	.000	2	2.0	0-0	2	2.0	0	0	0	0	2	
					Total		1-0	1-1	1.000	0-0	.000	0-0	.000	2	2.0	0-0	2	2.0	0	0	0	0	0
Henderson, Cindy	5-11	F/C	Crocker, Mo. (Crocker)	Fr.	1971-72	25	--	--	--	--	--	--	260	10.4	--	222	8.9	--	--	--	--	--	
					So.	1972-73	30	97-266	.365	--	--	73-123	.593	202	6.7	97	267	8.9	--	--	--	--	--
					Jr.	1973-74	25	--	--	--	--	--	238	9.5	75	438	17.5	--	--	--	--	--	
					Sr.	1974-75	24	198-391	.506	--	--	69-99	.697	265	11.0	73	465	19.1	--	44	--	--	--
Total					104	--	--	--	--	--	--	965	9.3	--	1392	13.4	--	--	--	--			
Henderson, Tori	6-0	F	Euleus, Texas (Trinity)	Fr.	2012-13	7-0	2-6	.333	0-0	.000	0-1	.000	4	0.6	2-0	4	0.6	1	1	0	0	15	
					Total		7-0	2-6	.333	0-0	.000	0-1	.000	4	0.6	2-0	4	0.6	1	1	0	0	0
Herrmann, Lori	5-6	G	St. Louis, Mo. (Principia)	Fr.	1980-81	7-0	2-8	.250	--	--	0-3	.000	1	0.2	3	4	0.6	0	--	--	--		
					Total		7-0	2-8	.250	--	--	0-3	.000	1	0.2	3	4	0.6	0	--	--	--	--
Hillyer, Alex	6-3	F	Eureka, Mo. (Eureka)	Fr.	2012-13	7-0	2-7	.286	0-0	.000	2-2	1.000	3	0.4	4-0	6	0.9	1	1	0	2	21	
					Total		7-0	2-7	.286	0-0	.000	2-2	1.000	3	0.4	4-0	6	0.9	1	1	0	2	21
Hipp, Abby	6-2	F	Kansas City, Mo. (St. Pius X)	Fr.	2017-18	33-0	49-91	.538	3-11	.273	16-25	.640	81	2.5	38-0	117	3.5	35	27	7	13	461	
					So.	2018-19	32-25	68-138	.493	3-7	.429	11-19	.579	100	3.1	43-0	150	4.7	39	39	6	17	619
					Jr.	2019-20	30-12	90-166	.542	4-15	.267	17-31	.548	116	3.9	51-0	201	6.7	29	36	10	18	569
					Sr.	2020-21	25-23	102-208	.490	5-19	.263	21-36	.583	127	5.1	53-2	230	9.2	42	46	8	22	577
					Sr.	2021-22	5-5	9-19	.474	1-4	.250	3-4	.750	15	3.0	10-1	22	4.4	4	6	0	3	71
Total						125-65	318-622	.511	16-56	.286	68-115	.591	439	3.5	195-3	720	5.8	149	154	31	73	2297	
Hoffman, Cyndy	5-7	G	Washington, Ill. (Washington)	Jr.	1983-84	25-9	62-147	.422	--	--	19-25	.760	62	2.5	39-0	143	5.7	75	62	6	33	533	
					Sr.	1984-85	28-28	114-264	.432	--	--	34-42	.810	101	3.6	55-0	262	9.4	95	91	2	45	764
Total						53-37	176-411	.428	--	--	53-67	.791	163	3.1	94-0	405	7.6	170	153	8	78	1297	
Hohenberger, Morgan	5-8	G	Cooper, Texas (Cooper)	Fr.	2000-01	32-0	30-91	.330	5-29	.172	25-38	.658	41	1.3	46-0	90	2.8	19	39	3	15	90	
					So.	2001-02	29-5	49-154	.318	10-46	.217	31-47	.660	70	2.4	47-1	139	4.8	37	38	2	23	513
					Jr.	2002-03	31-31	107-256	.418	33-91	.363	79-111	.712	124	4.0	79-1	326	10.5	132	128	5	56	984
					Sr.	2003-04	32-31	54-145	.372	18-72	.250	33-50	.660	90	2.8	68-2	159	5.0	131	96	3	50	734
Total						124-67	240-646	.372	66-238	.277	168-246	.683	325	2.6	240-4	714	5.8	319	301	13	144	2321	
Holt, Audrey	6-1	F	Columbia, Mo. (Rock Bridge)	Fr.	2014-15	33-0	35-92	.380	6-17	.353	26-39	.667	108	3.3	66-0	102	3.1	25	36	16	21	562	
					So.	2015-16	25-19	33-100	.330	2-19	.105	17-25	.680	113	4.5	44-1	85	3.4	14	42	10	21	608
					Jr.	2016-17	31-18	58-141	.411	3-20	.150	33-58	.569	135	4.4	64-2	152	4.9	23	49	25	35	728
					Sr.	2017-18	7-6	10-21	.476	1-2	.500	5-5	1.000	18	2.6	10-0	26	3.7	11	11	2	2	123
Total						96-43	136-354	.384	12-58	.207	81-127	.638	374	3.9	184-3	365	3.8	73	138	53	79	2021	
Horner, Rita	5-5	G	Bradleyville, Mo. (Bradleyville)	Fr.	1974-75	2-0	1-2	.500	--	--	0-0	.00	2	1.0	2	2	1.0	--	4	--	--	--	
					Total		2-0	1-2	.500	--	--	0-0	.00	2	1.0	2	2	1.0	--	4	--	--	--
Howard, Julie	5-10	F	Marshfield, Mo																				

CAREER STATISTICS



- L -

Player	Ht.	Pos.	Hometown (High School)	Class	Year	G-GS	FG-A	Pct	3FG-A	Pct	FT-A	Pct	REB	AVG	PF-D	PTS	AVG	A	TO	BS	ST	MIN		
Long, Carolyn	5-10	F/C	Willard, Mo. (Willard)		Fr.	1972-73	24	10-32	.313	--	--	12-28	.429	46	1.9	30	32	1.3	--	--	--	--		
					So.	1973-74	24	--	.380	--	--	480	65	2.7	41	55	2.3	--	--	--	--	--		
					Jr.	1974-75	26	60-181	.331	--	--	16.32	.500	142	5.5	65	136	5.2	--	29	--	--	--	--
					Sr.	1975-76	--	--	--	--	--	--	--	--	--	--	--	--	--	--	--	--	--	--
Total																								
Longstreth, Charitee	6-1	F/C	Nevada, Mo. (Nevada)		Fr.	1992-93	30-3	43-82	.524	0-0	.000	22-42	.524	71	2.4	53-2	108	3.6	6	29	4	13	366	
					So.	1993-94	30-8	115-215	.535	0-2	.000	74-106	.698	127	4.2	104-7	304	10.1	34	61	4	30	646	
					Jr.	1994-95	33-33	181-399	.454	11-54	.204	98-134	.731	176	5.3	106-5	471	14.3	57	75	8	35	850	
					Total																			
Lord, Ashley	6-4	C	Moran, Kan. (Marmaton Valley)		Fr.	2006-07	28-18	35-99	.354	0-1	.000	22-42	.524	103	3.7	72-2	92	3.3	8	49	13	16	522	
					Jr.	1994-95	3-0	1-3	.333	0-0	.000	0-0	.000	6	2.0	1-0	2	0.7	4	2	0	0	20	
Total																								

- M -

Player	Ht.	Pos.	Hometown (High School)	Class	Year	G-GS	FG-A	Pct	3FG-A	Pct	FT-A	Pct	REB	AVG	PF-D	PTS	AVG	A	TO	BS	ST	MIN		
Maciejewski, Gail	6-1	F/C	Lyons, Ill. (Morton West)		Fr.	1984-85	17-0	9-29	.310	--	--	10-14	.714	30	1.8	25-0	28	1.6	1	10	5	0	82	
					Total																			
Mago, Kelly	6-1	F/C	Little Rock, Ark. (Mt. Mary's Academy)		Fr.	1984-85	28-3	77-158	.487	--	--	20-41	.488	106	3.8	65-2	174	6.2	19	46	20	15	468	
					So.	1985-86	27-27	161-302	.533	--	--	51-77	.662	157	5.8	106-14	373	13.8	28	83	34	37	799	
					Jr.	1986-87	28-28	203-379	.536	0-0	.000	67-104	.644	237	8.5	86-4	473	16.9	81	77	18	38	985	
					Sr.	1987-88	26-26	199-340	.585	0-0	.000	64-104	.615	196	7.5	89-7	462	17.8	48	92	12	37	828	
Total																								
Malone, Jasmine	5-11	G	San Antonio, Texas (Antonion College Prep)		Fr.	2008-09	30-28	78-233	.335	11-57	.193	44-57	.772	128	4.3	79-3	211	7.0	37	65	18	47	725	
					So.	2009-10	31-16	79-212	.373	27-81	.333	51-60	.850	134	4.3	61-1	236	7.6	39	66	8	33	782	
					Jr.	2010-11	33-33	113-299	.378	30-112	.268	70-82	.854	171	5.2	67-1	326	9.9	58	66	13	58	979	
					Sr.	2011-12	30-18	81-202	.401	24-79	.304	41-49	.837	157	5.2	66-1	227	7.6	60	74	9	46	745	
Total																								
Mangrum, Pam	6-0	C	St. Louis, Mo. (Lindbergh)		Fr.	1971-72	--	--	--	--	--	--	--	--	--	--	--	--	--	--	--	--	--	--
					So.	1972-73	26	39-114	.342	--	--	23-44	.523	112	4.3	50	101	3.9	--	--	--	--	--	--
					Jr.	1973-74	27	--	.400	--	--	--	.630	157	5.8	46	221	8.2	--	--	--	--	--	--
					Sr.	1974-75	10	31-87	.356	--	--	7-8	.875	38	5.4	22	69	6.9	--	11	--	--	--	
Total																								
Manning, Sydney	5-9	G	Edmond, Okla. (Cashion)		Fr.	2018-19	35-0	48-134	.358	30-94	.319	21-34	.618	87	2.5	27-0	147	4.2	30	32	5	20	468	
					So.	2019-20	30-2	35-104	.337	23-71	.324	23-34	.676	75	2.5	24-0	116	3.9	39	28	8	17	433	
					Jr.	2020-21	21-0	32-97	.330	19-57	.333	20-26	.769	76	3.6	21-0	103	4.9	36	31	1	16	404	
					Total																			
Martin, Rachel	5-11	G	Edmond, Okla. (Memorial)		Fr.	2003-04	24-0	28-65	.431	18-38	.474	12-20	.600	34	1.4	18-0	86	3.6	26	21	3	19	249	
					Total																			
Martin, Regi	5-8	G	Springfield, Mo. (Kickapoo)		Jr.	1979-80	16	11-43	.256	--	--	3-12	.250	15	0.9	13	25	1.6	7	--	--	--	--	
					Total																			
Masogayo, Jade	6-3	F	Fort Worth, Texas (Fossil Ridge)		Fr.	2022-23	32-3	110-209	.526	0-1	.000	37-71	.521	173	5.4	101-4	257	8.0	52	74	44	39	694	
					Total																			
Mays, Tia	6-1	F	Des Moines, Iowa (East)		So.	2010-11	35-32	49-153	.320	0-0	.000	38-62	.613	209	6.0	82-0	136	3.9	41	70	107	25	749	
					Total																			
McDowell, Kimberly	6-2	F	Edmond, Okla. (North)		Fr.	1997-98	23-0	13-34	.382	0-0	.000	13-29	.448	54	2.3	24-0	39	1.7	0	8	14	14	187	
					Sr.	1998-99	28-23	67-138	.486	0-0	.000	38-59	.644	118	4.2	79-3	172	6.1	15	35	37	26	590	
Total																								
McDowell, Tasha	5-8	G	Moline, Ill. (Rock Island)		Jr.	1995-96	7-6	28-67	.418	7-18	.389	12-15	.800	25	3.6	11-1	75	10.7	25	21	0	6	157	
					Total																			
McGhee, Mikala	5-11	G	Bridgeton, Mo. (Pattonville)		Fr.	2012-13	20-0	11-35	.314	3-11	.273	14-26	.538	31	1.6	20-0	39	2.0	17	18	3	8	169	
					So.	2013-14	31-5	58-146	.397	9-34	.265	28-53	.528	126	4.1	73-3	153	4.9	31	56	4	18	511	
Total																								
McMorris, Tiny	6-1	F	Robbins, Ill. (Dwight D. Eisenhower)		Jr.	1999-00	13-0	13-23	.565	0-0	.000	4-11	.364	30	2.3	10-0	30	2.3	2	16	4	4	83	
					Sr.	2000-01	22-1	14-28	.500	0-0	.000	4-7	.571	37	1.7	25-0	32	1.5	3	10	7	2	113	
Total																								
McVay, Jessie	5-9	G	Damascus, Ark. (Guy-Perkins)		Jr.	1995-96	30-24	109-254	.429	23-69	.333	118-166	.711	110	3.7	82-2	359	12.0	105	107	3	88	776	
					So.	1996-97	27-27	122-296	.412	22-78	.282	185-232	.797	124	4.6	77-4	451	16.7	111	125	5	90	893	
Total																								
Meyer, Sandy	6-1	C	St. Louis, Mo. (Orchard Farm)		Fr.	1977-78	24	53-103	.515	--	--	20-48	.417	124	5.9	71	132	5.5	8	29	--	--	--	
					So.	1978-79	25	85-228	.373	--	--	35-70	.500	176	7.0	--	205	8.2	6	53	--	--	--	
					Jr.	1979-80	23	58-144	.403	--	--	24-48	.500	109	4.7	59	140	6.1	16	--	--	--	--	
					Sr.	1980-81	35-35	178-338	.527	--	--	56-97	.577	525	7.2	122	412	11.8	55	--	--	--	--	
Total																								
Miller, Lynne	5-10	F	Grand Island, Neb. (Grand Island)		So.	1981-82	33-33	164-342	.480	--	--	45-72	.625	250	7.6	86-2	373	11.3	77	--	--	--	--	
					Jr.	1982-83	27-27	119-265	.449	--	--	31-49	.633	139	5.1	86-4	269	10.0	53	76	--	40	--	
					Sr.	1983-84	28-28	110-239	.460	--	--	29-39	.744	182	6.5	83-3	249	9.2	85	74	17	34	840	
					Total																			
Mitchem, Tara	5-9	G	Springfield, Mo. (Glendale)		So.	1998-99	32-11	71-206	.345	0-9	.000	118-156	.756	129	4.0	69-0	260	7.1	57	78	6	27	703	
					Jr.	1999-00	32-28	127-313	.406	21-59	.356	132-161	.820											



- M -

Player	Ht.	Pos.	Hometown (High School)	Class	Year	G-GS	FG-A	Pct	3FG-A	Pct	FT-A	Pct	REB	AVG	PF-D	PTS	AVG	A	TO	BS	ST	MIN	
Mount, Bea	5-8	G	Springfield, Mo. (Glendale)	Fr.	1975-76	--	--	--	--	--	--	--	--	--	--	--	--	--	--	--	--	--	
					So.	1976-77	24	36-77	.468	--	--	--	23-37	.622	44	1.8	30	95	4.0	--	11	--	--
Total						--	--	--	--	--	--	--	--	--	--	--	--	--	--	--	--	--	
Muller, Heidi	6-5	C	Clarinda, Iowa (Clarinda)	Fr.	1988-89	27-11	74-131	.565	0-0	.000	35-57	.614	111	4.1	65-4	183	6.8	8	32	13	17	580	
					So.	1989-90	20-4	51-88	.580	0-0	.000	9-21	.429	51	2.6	30-0	111	5.6	2	15	3	7	248
					Jr.	1990-91	31-1	65-113	.575	0-0	.000	27-49	.551	90	2.9	70-5	157	5.1	10	39	14	14	444
					Sr.	1991-92	34-4	71-126	.563	0-0	.000	38-60	.633	99	2.9	76-3	180	5.3	20	26	4	24	524
Total						112-20	261-458	.570	0-0	.000	109-187	.583	351	3.1	241-12	631	5.6	40	112	34	62	1796	
Mullins, Elaine	5-8	G	Wichita, Kan. (Southeast)	Fr.	1986-87	4-0	3-5	.600	0-0	.000	4-4	1.000	2	0.5	4-0	10	2.5	1	3	0	1	12	
					So.	1987-88	12-0	8-20	.400	0-0	.000	6-6	1.000	6	0.5	5-0	22	1.8	3	10	0	1	42
Total						16-0	11-25	.440	0-0	.000	10-10	1.000	8	0.5	9-0	32	2.0	4	13	0	2	54	
Murdock, Courtney	5-11	F	Oak Grove, Mo. (Oak Grove)	Fr.	1992-93	32-5	47-105	.448	4-8	.500	42-67	.627	106	3.3	64-1	140	4.4	39	66	1	15	605	
					So.	1993-94	30-0	46-111	.414	4-11	.364	37-50	.740	124	4.1	70-0	133	4.4	51	68	3	26	561
					Jr.	1994-95	27-9	34-92	.370	8-31	.258	38-60	.633	97	3.6	52-4	114	4.2	69	68	1	16	439
Total						89-14	127-308	.412	16-50	.320	117-177	.661	327	3.7	186-5	387	4.3	159	202	5	57	1605	

- N -

Player	Ht.	Pos.	Hometown (High School)	Class	Year	G-GS	FG-A	Pct	3FG-A	Pct	FT-A	Pct	REB	AVG	PF-D	PTS	AVG	A	TO	BS	ST	MIN	
Ndoye, Assietou	6-3	F	Dakar, Senegal	Jr.	2004-05	15-0	21-39	.538	0-0	.000	12-17	.706	29	1.9	20-0	54	3.6	2	12	2	8	114	
					Total						15-0	21-39	.538	0-0	.000	12-17	.706	29	1.9	20-0	54	3.6	2
Nelson, Amy	5-4	G	Edwardsville, Ill. (Edwardsville)	Fr.	1988-89	27-20	63-171	.368	3-15	.200	26-54	.481	62	2.3	65-2	155	5.7	173	105	3	45	794	
					So.	1989-90	26-6	22-57	.386	0-0	.000	15-30	.500	36	1.4	37-1	59	2.3	95	45	0	23	514
					Jr.	1990-91	31-2	38-81	.469	4-10	.400	25-41	.610	41	1.3	59-2	105	3.4	80	46	3	34	584
					Sr.	1991-92	29-28	54-108	.500	3-10	.300	28-37	.757	54	1.9	43-0	139	4.8	168	63	1	42	708
Total						113-56	177-417	.424	10-35	.286	94-162	.580	193	1.7	201-5	458	4.1	516	259	7	144	2600	
Nelson, Charlotte	5-10	G	Edinburgh, Scotland	Jr.	2001-02	28-23	48-149	.322	14-55	.255	7-14	.500	63	2.3	58-2	117	4.2	21	44	7	19	499	
					Sr.	2002-03	22-1	16-47	.340	11-28	.393	7-12	.583	20	0.9	17-0	50	2.3	6	16	0	6	173
Total						50-24	64-196	.327	25-83	.301	14-26	.538	83	1.7	75-2	167	3.3	27	60	7	25	672	
Nicholson, Lisa	5-7	G/F	Ash Grove, Mo. (Ash Grove)	Fr.	1976-77	24	53-150	.353	--	--	20-43	.465	98	4.1	50	126	5.3	--	36	--	--	--	
					So.	1977-78	23	59-165	.358	--	--	32-61	.525	47	2.3	50	152	6.6	15	64	--	--	--
					Sr.	1978-79	16	21-59	.356	--	--	19-34	.559	34	2.1	--	61	3.8	4	37	--	--	--
Total						63	133-374	.356	--	--	71-138	.514	179	2.8	--	339	5.4	--	137	--	--	--	
Nwachukwu, Ifunanya	6-2	F	Lagos, Nigeria (Topfield College)	Jr.	2021-22	33-1	45-83	.542	0-0	.000	18-27	.667	164	5.0	88-4	108	3.3	6	47	21	13	490	
					Sr.	2022-23	12-0	1-9	.111	0-0	.000	0-0	.000	6	0.5	7-0	2	0.2	0	6	1	0	31
Total						45-1	46-92	.500	0-0	.000	18-27	.667	170	3.8	95-4	110	2.4	6	53	22	13	521	

- O -

Player	Ht.	Pos.	Hometown (High School)	Class	Year	G-GS	FG-A	Pct	3FG-A	Pct	FT-A	Pct	REB	AVG	PF-D	PTS	AVG	A	TO	BS	ST	MIN	
Obringer, Joyce	6-0	C	Pittsburgh, Pa. (Brentwood)	Fr.	1978-79	24	39-88	.443	--	--	25-44	.568	115	4.8	--	103	4.3	7	28	--	--	--	
					So.	1979-80	18	19-47	.404	--	--	9-17	.529	48	2.7	17	47	2.6	5	--	--	--	
					Jr.	1980-91	28-0	31-80	.388	--	--	15-24	.625	72	2.6	25	77	2.8	6	--	--	--	
Total						70	89-215	.414	--	--	49-85	.576	235	3.4	--	227	3.2	18	--	--	--		
Osborne, Trina	5-5	G	Springfield, Mo. (Central)	Fr.	1984-85	22-0	8-44	.182	--	--	5-9	.556	28	1.3	15-0	21	0.9	20	30	1	13	183	
					Total						22-0	8-44	.182	--	--	5-9	.556	28	1.3	15-0	21	0.9	20
Osemenam, Onye	6-3	F	Brooklyn Park, Minn. (Maranatha Christian Academy)	Fr.	2013-14	28-0	5-13	.385	0-0	.000	4-10	.400	36	1.3	47-1	14	0.5	1	12	13	3	211	
					So.	2014-15	28-0	9-22	.409	0-0	.000	5-15	.333	49	1.8	44-0	23	0.8	2	13	12	6	211
					Jr.	2015-16	34-1	16-48	.333	0-0	.000	10-24	.417	70	2.1	66-1	42	1.2	8	21	22	12	444
					Sr.	2016-17	24-1	8-25	.320	0-0	.000	0-4	.000	68	2.8	43-0	16	0.7	3	18	16	9	302
Total						114-2	38-108	.352	0-0	.000	19-53	.358	223	2.0	200-2	95	0.8	14	64	63	30	1168	

- P -

Player	Ht.	Pos.	Hometown (High School)	Class	Year	G-GS	FG-A	Pct	3FG-A	Pct	FT-A	Pct	REB	AVG	PF-D	PTS	AVG	A	TO	BS	ST	MIN	
Palmer, Katie	5-7	G	Wichita, Kan. (Heights)	Fr.	2013-14	31-0	60-170	.353	8-28	.286	32-46	.696	51	1.6	51-0	194	6.3	24	43	7	16	405	
					Total						31-0	60-170	.353	8-28	.286	32-46	.696	51	1.6	51-0	194	6.3	24
Pasley, Dianna	5-9	G/F	Rolla, Mo. (Rolla)	Fr.	1982-83	23-13	79-188	.420	--	--	26-32	.813	70	3.0	42-0	184	8.0	65	64	--	25	--	
					So.	1989-90	27-18	73-170	.429	--	--	27-36	.750	74	2.7	45-1	173	6.4	59	43	4	26	617
					Jr.	1990-91	24-11	53-133	.398	--	--	11-16	.688	67	2.8	36-1	117	4.9	48	45	7	18	490
Total						74-42	205-491	.418	--	--	64-84	.762	211	2.9	123-2	474	6.4	172	152	--	69	--	
Patton, Nel	5-6	G	Belleville, Ill. (West)	Fr.	1984-85	28-4	19-55	.345	--	--	7-9	.778	28	1.0	22-0	45	1.6	37	48	0	11	350	
					So.	1985-86	26-11	59-136	.434	--	--	18-30	.600	59	2.3	52-1	136	5.2	67	85	2	15	547
					Jr.	1986-87	27-14	32-84	.381	1-1	1.000	31-52	.596	62	2.3	55-0	96	3.6	65	81	1	18	587
					Sr.	1987-88	26-26	82-173	.474	0-0	.000	31-45	.689	79	3.0	86-3	195	7.5	159	89	1	39	852
Total						107-55	192-448	.429	1-1	1.000	87-136	.640	228	2.1	215-4	472	4.4	328	303	4	83	2336	
Pavlick, Laura	5-10	F	Chesterland, Ohio (Chardon)	Fr.	1984-85	7-0	1-12	.083	--	--	2-2	1.000	7	1.0	2-0	4	0.6						

CAREER STATISTICS



- P -

Player	Ht.	Pos.	Hometown (High School)	Class	Year	G-GS	FG-A	Pct	3FG-A	Pct	FT-A	Pct	REB	AVG	PF-D	PTS	AVG	A	TO	BS	ST	MIN				
Prewitt, Helen	5-8	G/F	Walker, Mo. (Walker)	Fr.	1971-72	--	--	--	--	--	--	--	--	--	--	--	--	--	--	--	--	--	--			
				So.	1972-73	23	28-79	.354	--	--	13-18	.722	31	1.3	35	69	3.0	--	--	--	--	--	--	--	--	
				Jr.	1973-74	19	--	.300	--	--	--	.700	45	2.4	27	91	4.8	--	--	--	--	--	--	--	--	--
				Sr.	1974-75	26	94-262	.359	--	--	--	30-55	.545	107	4.1	68	218	8.4	--	44	--	--	--	--	--	
Total																										

- Q -

Player	Ht.	Pos.	Hometown (High School)	Class	Year	G-GS	FG-A	Pct	3FG-A	Pct	FT-A	Pct	REB	AVG	PF-D	PTS	AVG	A	TO	BS	ST	MIN
Quach, Yen	5-2	G	Normal, Ill (University)	Jr.	1997-98	30-29	91-204	.446	11-31	.355	56-76	.737	101	3.4	74-1	249	8.3	144	110	1	41	820
				Sr.	1998-99	32-14	50-119	.420	5-13	.385	25-43	.581	67	2.1	56-1	130	4.1	66	61	0	31	532
Total						62-43	141-323	.437	16-44	.364	81-119	.681	168	2.7	130-2	379	6.1	210	171	1	72	1352

- R -

Player	Ht.	Pos.	Hometown (High School)	Class	Year	G-GS	FG-A	Pct	3FG-A	Pct	FT-A	Pct	REB	AVG	PF-D	PTS	AVG	A	TO	BS	ST	MIN		
Rakers, Pat	5-7	G	Montgomery City, Mo. (Montgomery County)	Fr.	1977-78	5	--	--	--	--	--	--	--	9	28	5.6	--	--	--	--	--	--	--	
				So.	1978-79	23	13-50	.260	--	--	16-27	.593	27	1.2	--	42	1.8	16	36	--	--	--	--	--
				Jr.	1979-80	26	39-124	.315	--	--	29-46	.630	62	2.4	73	107	4.1	61	--	--	--	--	--	--
				Sr.	1980-81	24-0	17-52	.327	--	--	27-39	.692	51	2.1	31	61	2.5	15	--	--	--	--	--	--
Total						73									238	3.3								

Rante, Erika	6-4	C	Sao Paulo, Brazil	Jr.	2000-01	35-19	86-164	.524	0-2	.000	36-64	.562	161	4.6	109-8	208	5.9	34	67	18	28	724
				Sr.	2001-02	29-7	61-117	.521	1-2	.500	33-52	.635	118	4.1	65-2	156	5.4	18	52	10	19	612
Total						64-26	147-281	.523	1-4	.250	69-116	.595	279	4.4	174-10	364	5.7	52	119	28	47	1336

Rapier, Karen	5-11	F	Jefferson City, Mo. (Jefferson City)	Fr.	1988-89	27-21	138-291	.474	0-0	.000	79-111	.712	197	7.3	89-5	355	13.1	38	93	3	17	771
				So.	1989-90	26-14	83-162	.512	0-0	.000	42-66	.636	113	4.3	61-0	208	8.0	21	51	2	23	493
				Jr.	1990-91	31-29	182-337	.540	0-1	.000	70-110	.636	198	6.4	83-1	434	10.4	31	92	15	43	908
				Sr.	1991-92	34-34	140-269	.520	1-1	1.000	87-121	.719	158	4.6	75-3	368	10.8	41	71	7	40	880
Total						118-98	543-1059	.513	1-2	.500	278-408	.681	666	5.6	308-9	1365	11.6	131	307	27	123	3052

Rea, Nancy	5-6	G	Columbia, Mo. (Rock Bridge)	Fr.	1982-83	23-0	24-77	.312	--	--	20-30	.667	22	1.0	22-0	68	3.0	13	37	--	17	--
				So.	1983-84	21-0	15-37	.405	--	--	3-10	.300	23	1.1	23-0	33	1.6	23	33	0	9	183
				Jr.	1984-85	3-0	1-6	.167	--	--	2-2	1.000	2	0.6	0-0	4	1.3	3	2	0	0	14
Total						47-0	40-120	.333			25-42	.595	47	1.0	45-0	105	2.2	39	72		26	

Reed, Roshonda	6-0	G/F	Kansas City, Kan. (Washington)	Fr.	1995-96	30-29	150-358	.419	0-0	.000	50-76	.658	200	6.7	57-0	379	12.6	63	94	1	47	939
				So.	1996-97	20-19	106-259	.409	6-25	.240	43-63	.683	157	7.9	45-0	261	13.1	26	50	3	33	643
				Jr.	1997-98	30-30	160-354	.452	6-23	.261	81-118	.686	204	6.8	69-1	407	13.6	38	58	6	45	955
				Sr.	1998-99	32-32	203-391	.519	3-14	.214	84-112	.750	320	10.0	74-2	493	15.4	65	76	6	54	1058
Total						112-110	619-1362	.454	15-62	.242	258-369	.699	881	7.9	245-3	1540	13.8	192	278	16	179	359

Renner, Flo	5-10	F	Springfield, Mo. (Greenwood)	Jr.	1982-83	16-0	20-46	.435	--	--	9-13	.692	29	2.1	21-0	49	3.1	5	18	--	6	--
				Total					16-0	20-46	.435			9-13	.692	29	2.1	21-0	49	3.1	5	18

Riddle, Beth	5-8	G	Fort Smith, Ark. (Northside)	Jr.	1985-86	5-0	0-0	.000	--	--	0-0	.000	0	0.0	0-0	0	0.0	0	2	0	0	6
				Total					5-0	0-0	.000			0-0	.000	0	0.0	0-0	0	0.0	0	2

Ritchie, Sherri	5-4	G	Centralia, Mo. (Centralia)	Fr.	1978-79	7	5-22	.227	--	--	5-9	.556	5	0.7	--	15	2.1	0	7	--	--	--
				Total					7	5-22	.227			5-9	.556	5	0.7		15	2.1	0	7

Robbins, Tina	5-7	G	Duenweg, Mo. (Joplin)	Fr.	1990-91	31-29	43-124	.347	15-40	.375	40-60	.667	57	1.8	52-0	141	4.5	139	74	5	67	650
				So.	1991-92	34-6	89-177	.503	27-66	.409	67-91	.736	67	2.0	55-0	272	8.0	148	107	1	74	763
				Jr.	1992-93	27-27	85-193	.440	23-59	.390	65-72	.903	94	3.5	49-1	258	9.6	157	104	2	67	906
				Sr.	1993-94	30-30	142-307	.463	59-152	.388	84-102	.824	90	3.0	67-2	427	14.2	213	109	3	108	918
Total						122-92	359-801	.448	124-317	.391	256-325	.788	308	2.5	223-3	1098	9.0	657	394	11	316	3237

Roberson, Jaleshia	5-9	G	Kansas City, Mo. (Hickman Mills)	Fr.	2008-09	29-13	73-222	.329	31-124	.250	66-93	.710	72	2.5	88-0	243	8.4	67	63	13	42	690
				So.	2009-10	33-33	142-342	.415	91-229	.397	92-111	.829	89	2.7	78-0	467	14.2	98	78	8	52	1076
				Jr.	2010-11	33-10	80-242	.331	57-186	.306	35-44	.795	55	1.7	51-0	252	7.6	36	48	3	32	735
				Sr.	2011-12	33-17	100-287	.348	83-240	.346	69-80	.863	94	2.8	79-2	352	10.7	75	69	0	38	891
Total						128-73	395-1093	.361	262-779	.336	262-328	.799	310	2.4	296-5	1314	10.3	276	258	24	163	3392

Roberts, Annie	5-8	G	Eugene, Ore. (Churchill)	Fr.	2002-03	2-0	3-3	1.000	1-1	1.000	2-2	1.000	1	0.5	0-0	9	4.5	4	2	0	2	8
				So.	2003-04	13-0	4-9	.444	2-5	.400	3-4	.750	9	0.7	4-0	13	1.0	5	11	0	5	4
Total						15-0	7-12	.583	3-6	.500	5-6	.833	10	0.7	4-0	22	1.5	9	13	0	7	49

Roberts, Kendra	5-7	G	Fort Smith, Ark. (Northside)	Jr.	2009-10	20-0	19-51	.373	3-12	.250	5-6	.833	32	1.6	33-2	46	2.3	16	25	2	11	212
				Sr.	2010-11	35-1	45-120	.375	4-23	.174	32-49	.653	89	2.5	59-0	126	3.6	40	57	2	25	518
Total						55-1	64-171	.374	7-35	.200	37-55	.673	121	2.2	92-2	172	3.1	56	82	4	36	730

Robinson, Brandi	5-11	G	Atoka, Okla. (Atoka)	Fr.	1998-99	25-1	11-32	.344
------------------	------	---	----------------------	-----	---------	------	-------	------



- 8 -

Player	Ht.	Pos.	Hometown (High School)	Class	Year	G-GS	FG-A	Pct	3FG-A	Pct	FT-A	Pct	REB	AVG	PF-D	PTS	AVG	A	TO	BS	ST	MIN
Scoggin, Kimberly	5-7		Kansas City, Mo. (Hickman Mills)	Fr.	1986-87	28-22	99-250	.396	0-0	.000	70-110	.636	161	5.8	92-4	268	9.6	58	82	1	48	749
				So.	1987-88	26-26	142-292	.486	0-0	.000	56-100	.560	174	6.7	107-10	340	13.1	58	82	2	57	774
				Jr.	1989-90	27-23	101-236	.428	0-0	.000	61-98	.622	132	4.9	89-7	263	8.7	42	71	9	64	656
				Sr.	1990-91	14-1	7-26	.269	0-0	.000	6-13	.462	23	1.6	12-0	20	1.4	6	15	0	9	92
Total						95-72	349-804	.434	0-0	.000	193-321	.601	490	5.2	300-21	891	9.4	164	250	12	178	2271
Shira, Charity	5-9	G/F	Fair Grove, Mo. (Fair Grove)	Jr.	1990-91	31-3	77-156	.494	0-0	.000	65-77	.844	78	2.5	66-2	219	7.1	46	46	4	15	479
				Sr.	1991-92	34-1	94-189	.497	0-0	.000	97-116	.836	79	2.3	66-0	285	8.4	56	53	4	35	590
Total						65-4	171-345	.496	0-0	.000	162-193	.839	157	2.4	132-2	504	7.8	102	99	8	50	1069
Shorter, Christiana	6-1	F	Tulsa, Okla. (Booker T. Washington)	Fr.	2009-10	33-33	135-304	.444	0-0	.000	121-172	.703	227	6.9	107-8	391	11.8	31	95	37	54	860
				So.	2010-11	34-34	162-332	.488	0-0	.000	99-166	.596	179	8.2	95-0	423	12.4	26	83	30	40	927
				Jr.	2011-12	33-33	144-288	.500	0-0	.000	94-192	.490	223	6.8	107-3	382	11.6	35	82	15	77	837
				Sr.	2012-13	28-23	103-222	.464	0-0	.000	57-141	.404	182	6.5	75-2	263	9.4	14	72	27	13	578
Total						128-123	544-1146	.475	0-0	.000	371-671	.553	911	7.1	384-13	1459	11.4	106	332	109	184	3202
Silas, Taylor	5-10	G/F	Flushing, Mich. (Flushing)	Fr.	2006-07	28-14	32-114	.281	18-65	.277	24-36	.667	73	2.6	58.2	106	3.8	7	40	5	18	557
Total						28-14	32-114	.281	18-65	.277	24-36	.667	73	2.6	58.2	106	3.8	7	40	5	18	557
Singer, Sarah	5-9	G	Miami, Okla. (Miami)	Fr.	1996-97	27-27	59-192	.307	15-71	.211	35-53	.660	98	3.6	61-1	168	6.2	39	66	0	46	778
				So.	1997-98	30-29	63-136	.463	20-54	.364	37-56	.661	75	2.5	77-1	183	6.1	72	43	3	53	791
				Jr.	1998-99	32-22	54-148	.385	18-56	.385	38-54	.704	66	2.1	81-1	170	5.3	57	58	8	52	731
				Sr.	1999-00	20-3	11-39	.282	8-20	.400	7-12	.583	14	0.7	20-0	37	1.9	13	16	6	16	222
Total						109-81	190-515	.369	61-201	.303	117-175	.669	253	2.3	239-3	558	5.1	181	183	17	167	2552
Smallwood, Nicole	5-8	G	Flower Mound, Texas (Flower Mound)	Fr.	2012-13	9-0	2-8	.250	2-8	.250	1-4	.250	2	0.2	1-0	7	0.8	0	1	0	0	24
Total						9-0	2-8	.250	2-8	.250	1-4	.250	2	0.2	1-0	7	0.8	0	1	0	0	24
Smith, Donease	5-10	F	Sedalia, Mo. (Smith-Cotton)	Fr.	1994-95	23-0	17-35	.486	0-0	.000	21-32	.656	55	2.4	24-0	55	2.4	2	11	4	4	184
Total						23-0	17-35	.486	0-0	.000	21-32	.656	55	2.4	24-0	55	2.4	2	11	4	4	184
Smith, Kelsey	6-2	F	Coppell, Texas (Coppell)	Fr.	2009-10	8-0	2-4	.500	0-0	.000	0-1	.000	6	0.8	3-0	4	0.5	0	1	1	2	15
Total						8-0	2-4	.500	0-0	.000	0-1	.000	6	0.8	3-0	4	0.5	0	1	1	2	15
Smith, Marguerite	5-4	G	Branson, Mo. (Branson)	Fr.	1981-82	12-0	8-22	.364	--	--	1-3	.333	7	0.6	12-0	17	1.4	15	--	--	--	--
Total						12-0	8-22	.364	--	--	1-3	.333	7	0.6	12-0	17	1.4	15	--	--	--	--
Snow, Bry	6-1	F	Blue Springs, Mo. (Blue Springs)	So.	2011-12	25-17	24-79	.304	1-3	.333	13-26	.500	61	2.4	42-1	62	2.5	1	23	9	17	247
				Jr.	2012-13	30-12	53-118	.449	3-9	.333	41-64	.641	84	2.8	51-1	150	5.0	11	50	11	17	462
				Sr.	2013-14	31-31	123-288	.427	3-6	.500	96-146	.658	175	5.6	73-1	345	11.1	9	56	29	22	686
Total						86-60	200-485	.412	7-18	.389	150-236	.636	320	3.7	166-3	557	6.5	21	129	49	56	1395
Snow, Tyonna	5-10	G	Blue Springs, Mo. (Blue Springs)	Fr.	2012-13	30-7	79-216	.366	9-32	.281	97-161	.602	144	4.8	84-1	264	8.8	44	72	5	71	645
				So.	2013-14	31-31	139-370	.376	9-42	.214	125-212	.590	137	4.4	85-2	412	13.3	62	79	8	93	730
				Jr.	2014-15	25-24	123-296	.416	14-44	.318	105-149	.705	106	4.2	57-0	365	14.6	62	79	20	79	646
				Sr.	2015-16	34-34	197-436	.452	8-46	.174	168-241	.697	235	6.9	87-3	570	16.8	97	100	39	109	926
Total						120-96	538-1318	.408	40-164	.244	495-763	.649	622	5.2	313-6	1611	13.4	265	330	72	352	2947
Soetebier, Karen	5-5	G	Eureka, Mo. (Eureka)	Fr.	1983-84	12-0	3-9	.333	--	--	0-1	.000	9	0.8	4-0	6	0.5	5	9	0	0	--
Total						12-0	3-9	.333	--	--	0-1	.000	9	0.8	4-0	6	0.5	5	9	0	0	--
Soldner, Regan	5-11	F	Southlake, Texas (Carroll)	Fr.	2008-09	28-0	18-41	.439	0-1	.000	8-19	.421	56	2.0	49-0	44	1.6	8	18	3	1	212
				So.	2009-10	32-0	19-60	.317	0-4	.000	28-45	.622	84	2.6	50-1	66	2.1	32	22	1	9	381
				Jr.	2010-11	33-1	19-45	.422	0-1	.000	11-19	.579	58	1.8	37-0	49	1.5	20	19	3	5	287
				Sr.	2011-12	32-4	22-44	.500	0-0	.000	3-18	.167	69	2.2	41-0	47	1.5	13	9	4	8	321
Total						125-5	78-190	.411	0-6	.000	50-101	.495	267	2.1	177-1	2.6	1.6	73	68	11	23	1201
Stephugh, Chris	5-3	G	Forsyth, Mo. (Forsyth)	Fr.	1979-80	22	26-66	.394	--	--	5-8	.625	17	0.8	15	57	2.6	17	--	--	--	--
				So.	1980-81	17-1	21-56	.375	--	--	13-23	.565	15	0.9	11	55	3.2	17	--	--	--	--
				Jr.	1981-82	30-0	43-100	.430	--	--	10-12	.833	16	0.5	14-0	86	2.9	27	--	--	--	--
				Sr.	1982-83	23-9	39-114	.342	--	--	7-13	.538	29	1.3	35-0	85	3.5	67	--	--	--	--
Total						92	124-336	.369	--	--	35-56	.625	77	0.8	75	283	3.1	128	--	--	--	--
Stiles, Jackie	5-8	G	Clafin, Kan. (Clafin)	Fr.	1997-98	30-30	210-404	.520	32-88	.350	166-203	.818	115	3.8	74-3	618	20.6	74	88	4	34	879
				So.	1998-99	32-31	288-544	.529	66-153	.431	181-216	.838	108	3.4	71-0	823	25.7	89	93	3	30	992
				Jr.	1999-00	32-32	297-595	.499	58-128	.453	238-277	.859	135	4.2	68-1	890	27.8	64	104	12	47	1093
				Sr.	2000-01	35-35	365-645	.566	65-132	.492	267-301	.887	121	3.5	85-3	1062	30.3	68	96	4	40	1169
Total						129-128	1160-2188	.530	221-501	.441	852-997	.855	479	3.7	298-7	3393	26.3	295	38			

CAREER STATISTICS



- S -

Player	Ht.	Pos.	Hometown (High School)	Class	Year	G-GS	FG-A	Pct	3FG-A	Pct	FT-A	Pct	REB	AVG	PF-D	PTS	AVG	A	TO	BS	ST	MIN
Swofford, Pam	5-6	G	Maysville, Mo. (Maysville)	Jr.	1986-87	4-0	1-1	1.000	0-0	.000	0-0	.000	0	0.0	2-0	2	0.5	0	1	0	1	10
Total						4-0	1-1	1.000	0-0	.000	0-0	.000	0	0.0	2-0	2	0.5	0	1	0	1	10

- T -

Player	Ht.	Pos.	Hometown (High School)	Class	Year	G-GS	FG-A	Pct	3FG-A	Pct	FT-A	Pct	REB	AVG	PF-D	PTS	AVG	A	TO	BS	ST	MIN
Tarkington, Tracy	6-0	F	Chesterfield, Mo. (Parkway West)	So.	1985-86	13-0	2-4	.500	--	--	3-5	.600	9	0.7	3-0	7	0.5	2	5	1	0	33
				Jr.	1986-87	4-0	1-1	1.000	0-0	.000	2-4	.500	6	1.5	3-0	4	1.0	0	0	0	0	15
				Sr.	1987-88	12-0	3-4	.750	0-0	.000	0-1	.000	3	0.3	0-0	6	0.5	0	3	1	0	25
Total						29-0	6-9	.667	0-0	.000	5-10	.500	18	0.6	6-0	17	0.6	2	8	2	0	73
Taylor, Kennedy	6-3	F	Shawnee Mission, Kan. (Shawnee Mission NW)	So.	2022-23	32-29	157-305	.515	0-0	.000	81-141	.574	272	8.5	78-0	395	12.3	38	64	9	30	734
Total						32-29	157-305	.515	0-0	.000	81-141	.574	272	8.5	78-0	395	12.3	38	64	9	30	734
Temple, Renee	5-8	G	Springfield, Mo. (Glendale)	Fr.	1983-84	23-0	9-33	.273	--	--	7-15	.467	26	1.1	13-0	25	1.1	14	21	2	9	152
Total						23-0	9-33	.273	--	--	7-15	.467	26	1.1	13-0	25	1.1	14	21	2	9	152
Tendai, Jeanette	6-0	F/C	Springfield, Mo. (Glendale)	Fr.	1982-83	27-14	70-181	.387	--	--	32-50	.640	140	5.2	42-1	172	6.4	7	42	4	25	--
				So.	1983-84	28-28	247-466	.530	--	--	103-128	.805	280	10.0	61-0	597	21.3	22	81	13	25	986
				Jr.	1984-85	28-28	214-424	.505	--	--	90-125	.720	247	8.8	52-1	518	18.5	35	63	5	26	962
				Sr.	1985-86	27-27	195-397	.491	--	--	92-111	.829	243	9.0	51-0	482	17.9	29	70	6	24	987
Total						110-97	726-1468	.495	--	--	317-414	.766	910	8.3	206-2	1769	16.1	93	256	28	100	--
Terwelp, Tiff	6-2	F	Quincy, Ill. (Quincy)	Fr.	2004-05	33-28	70-133	.526	0-0	.000	29-48	.604	157	4.8	86-1	169	5.1	10	31	12	31	594
				So.	2005-06	32-25	98-212	.462	0-0	.000	61-77	.792	178	5.6	93-6	257	8.0	22	53	18	30	784
				Jr.	2006-07	26-25	95-214	.444	1-4	.250	75-101	.743	223	8.6	84-4	266	10.2	33	47	4	33	840
				Sr.	2007-08	30-30	114-251	.454	1-13	.077	65-90	.722	284	9.5	96-3	294	9.8	34	61	26	38	849
Total						120-107	377-810	.465	2-17	.118	230-316	.728	842	7.0	359-14	986	8.2	99	192	60	132	3067
Thomas, Aniya	5-7	G	Duncanville, Texas (Duncanville)	Sr.	2022-23	32-32	168-444	.378	34-130	.262	106-137	.774	148	4.6	69-2	476	14.9	140	93	5	63	1132
Total						32-32	168-444	.378	34-130	.262	106-137	.774	148	4.6	69-2	476	14.9	140	93	5	63	1132
Thomas, Elaine	5-10	F	Springfield, Mo. (Glendale)	So.	1985-86	7-0	0-4	.000	--	--	1-3	.333	5	0.7	2-0	1	0.1	2	1	0	0	20
Total						7-0	0-4	.000	--	--	1-3	.333	5	0.7	2-0	1	0.1	2	1	0	0	20
Thomas, Kiesha	5-7	G	Choctaw, Okla. (Choctaw)	Fr.	2001-02	27-0	8-38	.211	1-5	.200	20-37	.541	24	0.9	32-0	37	1.4	14	35	1	9	215
Total						27-0	8-38	.211	1-5	.200	20-37	.541	24	0.9	32-0	37	1.4	14	35	1	9	215
Thomas, Terri	5-8	G	Clever, Mo. (Nixa)	So.	1978-79	25	51-174	.293	--	--	15-28	.536	72	2.9	--	117	4.7	21	72	--	--	--
				Jr.	1979-80	26	86-288	.299	--	--	20-35	.571	60	2.3	96	192	7.4	36	--	--	--	--
				Sr.	1980-81	35-35	156-393	.397	--	--	51-85	.600	157	4.5	111	363	10.4	75	--	--	--	--
Total						86	293-855	.343	--	--	86-146	.589	289	3.4	207	672	7.8	132	--	--	--	--
Thurman, Stephanie	5-8	G	Springfield, Mo. (Catholic)	Fr.	1992-93	18-0	7-21	.333	4-9	.444	6-9	.667	10	0.6	10-0	24	1.3	3	9	1	2	94
				So.	1994-95	28-0	49-137	.358	42-114	.368	22-31	.710	43	1.5	21-0	162	5.8	19	28	0	17	372
Total						46-0	56-158	.354	46-123	.374	28-40	.700	53	1.2	31-0	186	4.0	22	37	1	19	466
Tierney, Meg	6-1	F	LaPorte, Iowa (Union)	Jr.	2002-03	31-30	116-233	.498	0-6	.000	99-136	.728	172	5.5	76-0	331	10.7	26	70	17	12	783
				Sr.	2003-04	32-30	142-267	.532	7-16	.438	109-137	.796	177	5.5	56-0	400	12.5	22	62	24	32	790
Total						63-60	258-500	.516	7-22	.318	208-273	.762	349	5.5	132-0	731	11.6	48	132	41	44	1573
Turner, Jenn	5-10	F	Elkland, Mo. (Buffalo)	Fr.	2005-06	10-0	0-1	.000	0-0	.000	0-0	.000	1	0.1	2-0	0	0.0	0	0	0	0	14
Total						10-0	0-1	.000	0-0	.000	0-0	.000	1	0.1	2-0	0	0.0	0	0	0	0	14
Tuttle, Kenya	6-1	F	Houston, Texas (Elsik)	Fr.	1996-97	27-0	27-72	.375	0-0	.000	22-36	.611	63	2.3	56-1	76	2.8	3	38	10	21	333
				So.	1997-98	27-0	11-30	.367	0-0	.000	10-19	.536	44	1.6	34-1	32	1.2	5	28	2	9	187
Total						54-0	38-102	.373	0-0	.000	32-55	.582	107	2.0	90-2	108	2.0	8	66	12	30	520
Tyson, Mardy	5-6	G	Higgins, Texas (Follett)	Jr.	1985-86	27-25	80-203	.394	--	--	28-42	.667	51	1.9	59-2	188	7.0	95	125	2	30	761
				Sr.	1986-87	28-21	81-216	.375	10-30	.333	47-70	.671	62	2.2	72-1	219	7.8	74	67	0	27	853
Total						55-46	161-419	.384	10-30	.333	75-112	.670	113	2.1	131-3	407	7.4	169	192	2	57	1614

- V -

Player	Ht.	Pos.	Hometown (High School)	Class	Year	G-GS	FG-A	Pct	3FG-A	Pct	FT-A	Pct	REB	AVG	PF-D	PTS	AVG	A	TO	BS	ST	MIN
Vander Weide, Grace	5-11	G	West Des Moines, Iowa (Valley)	Fr.	2015-16	25-0	11-33	.333	3-14	.214	15-21	.714	31	1.2	14-0	40	1.6	21	20	2	9	227
Total						25-0	11-33	.333	3-14	.214	15-21	.714	31	1.2	14-0	40	1.6	21	20	2	9	227
Verner, Tracy	5-8	G	Kansas City, Mo. (East)	Fr.	1985-86	27-26	117-272	.430	--	--	28-48	.583	168	6.2	88-6	262	9.7	64	100	13	67	861
Total						27-26	117-272	.430	--	--	28-48	.583	168	6.2	88-6	262	9.7	64	100	13	67	861
Vicente, Erica	5-9	G	Sao Paulo, Brazil	Jr.	2000-01	35-6	74-178	.416	0-7	.000	66-108	.611	91	2.6	65-0	214	6.1	146	94	2	36	705
				So.	2001-02	29-29	120-302	.397	7-21	.333	76-97	.784	105	3.6	68-0	323	11.1	208	159	3	57	1001
Total						64-35	194-480	.404	7-28	.250	142-205	.693	196	<								



- W -

Player	Ht.	Pos.	Hometown (High School)	Class	Year	G-GS	FG-A	Pct	3FG-A	Pct	FT-A	Pct	REB	AVG	PF-D	PTS	AVG	A	TO	BS	ST	MIN			
Willard, Alexa	6-2	G	Lebanon, Mo. (Stoutland)		Fr.	2016-17	31-31	93-223	.419	14-48	.292	47-58	.810	115	3.7	47-0	247	8.0	31	49	8	17	758		
					So.	2017-18	33-33	143-297	.481	32-83	.386	40-45	.889	71	2.2	47-0	358	10.8	29	49	7	10	844		
					Jr.	2018-19	35-35	173-432	.400	31-92	.337	52-62	.839	87	2.5	42-0	429	12.3	31	57	4	19	906		
					Sr.	2019-20	30-30	183-391	.468	40-93	.430	77-85	.906	95	3.2	49-0	483	16.1	39	62	9	25	870		
Total						129-129	592-1342	.441	117-316	.370	216-250	.864	368	2.9	185-0	1517	11.8	130	217	28	71	3378			
Williams, Kenzie	5-11	G	Mt. Vernon, Mo. (Mt. Vernon)		Fr.	2011-12	2-0	0-5	.000	0-4	.000	0-0	.000	1	0.5	2-0	0	0.0	3	0	0	1	27		
					RFr.	2012-13	31-31	124-311	.399	43-136	.316	60-82	.732	129	4.2	78-0	351	11.3	88	82	19	58	1021		
					So.	2013-14	21-21	98-235	.417	29-78	.372	85-107	.794	100	4.8	41-0	310	14.8	49	43	5	33	630		
					Jr.	2014-15	33-33	175-417	.420	49-138	.355	110-140	.786	169	5.1	67-1	509	15.4	85	87	14	62	1025		
					Sr.	2015-16	34-34	161-416	.390	63-161	.391	90-115	.783	167	4.9	76-0	475	14.0	95	59	15	58	1045		
Total						121-119	558-1381	.404	184-517	.356	345-444	.777	566	4.7	264-1	1645	13.6	320	271	53	212	3748			
Wilson, Cindy	5-10	F	Springfield, Mo. (Kickapoo)		Fr.	1975-76	--	--	--	--	--	--	--	--	--	--	--	--	--	--	--	--	--		
					So.	1976-77	--	--	--	--	--	--	--	--	--	--	--	--	--	--	--	--	--	--	--
					Jr.	1977-78	23	55-112	.491	--	--	34-61	.557	92	4.0	49	144	6.2	3	30	--	--	--	--	
					Sr.	1978-79	24	59-192	.307	--	--	39-61	.639	150	6.3	--	157	6.5	7	32	--	--	--	--	
Total						--	--	--	--	--	--	--	--	--	--	--	--	--	--	--	--	--			
Wilson, Sydney	5-11	G	Overland Park, Kan. (Olathe East)		Fr.	2018-19	34-0	43-104	.413	14-35	.400	27-39	.692	99	2.9	47-0	127	3.7	27	23	2	16	511		
					So.	2019-20	30-14	51-111	.459	15-33	.455	47-62	.758	72	2.4	58-2	164	5.5	26	23	10	31	539		
					Jr.	2020-21	26-25	70-190	.368	23-77	.299	38-51	.745	108	4.2	57-1	201	7.7	57	31	7	29	750		
					Sr.	2021-22	33-31	114-301	.379	32-117	.274	88-106	.830	192	5.8	79-3	348	10.5	60	61	10	50	1084		
					Sr.	2022-23	31-31	107-247	.433	28-75	.373	76-99	.768	161	5.2	65-0	318	10.3	85	56	5	40	1037		
Total						154-101	385-953	.404	112-337	.332	276-357	.773	632	4.1	306-6	1158	7.5	255	194	34	166	3921			
Winkfield, Secelia	5-8	G/F	Blue Springs, Mo. (Blue Springs)		Fr.	1989-90	26-22	103-213	.484	1-4	.250	43-74	.581	106	4.1	63-3	250	9.6	114	102	5	60	724		
					So.	1990-91	31-29	130-254	.512	1-3	.333	55-74	.743	124	4.0	67-0	316	10.2	86	83	8	58	741		
					Jr.	1991-92	34-34	146-322	.453	0-1	.000	59-84	.702	168	4.9	90-2	351	10.3	104	98	5	79	857		
					Sr.	1992-93	32-32	168-330	.509	10-27	.370	70-94	.745	179	5.6	83-3	416	13.0	151	152	11	105	1058		
Total						123-117	547-1119	.489	12-35	.343	227-326	.696	577	4.7	303-8	1333	10.8	455	435	29	302	3380			
Winn, Richelle	6-0	F	Brunswick, Mo. (Brunswick)		Fr.	1992-93	23-0	13-32	.406	0-0	.000	4-18	.222	36	1.6	14-0	30	1.3	2	8	3	12	148		
					So.	1993-94	26-0	17-43	.395	0-0	.000	21-43	.488	57	2.2	21-0	55	2.1	9	13	1	8	246		
					Jr.	1994-95	31-0	59-130	.454	0-0	.000	56-106	.528	142	4.6	84-3	174	5.6	8	29	5	32	578		
					Sr.	1995-96	30-1	39-88	.443	0-2	.000	54-89	.607	125	4.2	75-2	132	4.4	16	30	7	24	694		
Total						110-1	128-293	.437	0-2	.000	135-256	.527	360	3.3	194-5	391	3.6	35	80	16	76	1666			
Winslow, Dani	6-1	F	Olathe, Kan. (Olathe South)		Fr.	2020-21	13-0	3-10	.300	0-0	.000	0-0	.000	20	1.5	5-0	6	0.5	0	4	4	0	60		
					Total	13-0	3-10	.300	0-0	.000	0-0	.000	20	1.5	5-0	6	0.5	0	4	4	0	4	0	60	
Winston, Marissa	5-6	G	Kansas City, Mo. (Center)		Fr.	1996-97	26-0	8-22	.364	0-0	.000	10-20	.500	17	0.7	42-0	26	1.0	8	24	1	9	261		
					Total	26-0	8-22	.364	0-0	.000	10-20	.500	17	0.7	42-0	26	1.0	8	24	1	9	261			
Wolf, Cindy	5-6	G	St. Charles, Mo. (St. Charles)		Fr.	1980-81	8-0	1-3	.333	--	--	0-1	.000	1	0.8	1-0	2	0.3	6	--	--	--	--		
					Total	8-0	1-3	.333	--	--	0-1	.000	1	0.8	1-0	2	0.3	6	--	--	--	--	--		
Woodhouse, Taylor	5-7	G	Southaven, Miss. (Southaven)		Fr.	2021-22	1-0	0-1	.000	0-0	.000	0-0	.000	0	0.0	0-0	0	0.0	0	0	0	0	2		
					So.	2022-23	28-0	22-60	.367	16-41	.390	3-8	.375	10	0.4	22-0	63	2.3	13	23	0	4	304		
Total						29-0	22-61	.361	16-41	.390	3-8	.375	10	0.3	22-0	63	2.2	13	23	0	4	306			
Wright, Sue	5-4	G	St. Louis, Mo. (Webster Groves)		Fr.	1972-73	5	1-7	.143	--	--	0-2	.000	3	0.6	6-0	2	0.4	--	--	--	--	--		
					So.	1973-74	12	--	--	--	--	--	--	--	--	6-0	13	1.1	--	--	--	--	--		
					Jr.	1974-75	15	3-21	.143	--	--	1-2	.500	11	0.7	7-0	7	0.5	--	13	--	--	--		
					Sr.	1975-76	--	--	--	--	--	--	--	--	--	--	--	--	--	--	--	--	--		
Total						--	--	--	--	--	--	--	--	--	--	--	--	--	--	--	--				
Wyatt, Breton	6-3	F	Edmond, Okla. (Memorial)		Fr.	2005-06	29-2	60-139	.432	0-0	.000	34-45	.756	87	3.0	71-1	154	5.3	18	37	43	15	461		
					So.	2006-07	23-3	91-197	.462	0-0	.000	57-78	.731	115	5.0	73-6	239	10.4	15	44	45	21	511		
					Jr.	2007-08	8-1	6-15	.400	0-1	.000	0-0	.000	14	1.8	10-0	12	1.5	2	6	8	2	93		
Total						60-6	157-351	.447	0-1	.000	91-123	.740	216	3.6	154-7	405	6.8	35	57	96	38	1065			

- Z -

Player	Ht.	Pos.	Hometown (High School)	Class	Year	G-GS	FG-A	Pct	3FG-A	Pct	FT-A	Pct	REB	AVG	PF-D	PTS	AVG	A	TO	BS	ST	MIN	
Zeilmann, Sharon	6-4	C	St. Louis, Mo. (Parkway South)		Fr.	1982-83	27-9	67-134	.500	--	--	15-38	.395	114	4.2	61-1	149	5.5	5	49	23	13	--
					So.	1983-84	20-2	71-110	.645	--	--	27-48	.562	101	5.1	64-5	169	8.5	6	35	48	10	349
					Jr.	1984-85	28-25	151-267	.566	--	--	24-48	.500	181	6.5	91-5	326	11.6	16	67	75	22	628
					Sr.	1986-87	28-28	169-280	.604	0-0	.000	83-134	.619	229	8.2	82-4	421	15.0	40	104	75	35	922
Total						103-64	458-791	.579	0-0	.000	149-268	.556	625	6.1	298-15	1065	10.3	67	255	221	80	--	



00

Kimberly McDowell (98-99)

0

Hannah Wilkerson (11-12-13-14)
Abi Jackson (21-22)

1

Maggie Dwyer (08-09)
Whitney Edie (10-11-12-13)
Danielle Gitzen (16-17-18-19)
Taylor Woodhouse (22-23)

2

Taylor Silas (07)
Tiffany Coppage (08-09)
Lexi Hughes (14-15-16-17)
Elle Ruffridge (18-19-20-21)
Lindsey Byers (22)

3

Sue Wright (74-75-76)
Kim Griffin * (76-77)
Sherri Ritchie (79)
K.C. Cowgill (04-05)
Melissa Busby (07-08-09-10)
Desiree Phillips (11-12-13-14)
Lee Ann Polowy (15-16-17-18)
Kennedy Taylor (23)

4

Helen Prewitt (74-75)
Kim Griffin * (76-77)
Terry Kovarik * (76-77-78-79)
Ronda Cumberland * (79)
Adrienne Bush (02)
Kenzie Williams (12-13-14-15-16)
Abby Hipp (18-19-20-21-22)
Capria Brown (23)

5

Sue Collins* (74-75-76)
Carol Cook * (74)
Debbie Dawson* (75)
Lindsay Forsberg (04-05)
Casey Garrison (09-10-11-12)
Liza Fruendt (15-16-17-18)
Aniya Thomas (23)

10

Susan Alley (74)
Glenda Bond * (75)
Joanie French* (75-76-77-78)
Rita Horner (75)
Carol Schlieff (76)
Terry Kovarik * (76-77-78-79)
Diane Jennings * (80)
Peggy Gilmore (82)
Renee Temple (84)
Trina Osborne (85)
Ronda Hubbard (87-88-89)
Amy Nelson * (90-91-92)
Stephanie Thurman (93-95)
Marisa Winston (97)
Jackie Stiles # (98-99-00-01)

11

Pam Mangrum (74-75)
Mari Beth Everly * (76-77)
Joanie French * (75-76-77-78)
Candy Evans * (78-79)
Chris Steplugh * (80)

Pam Swofford (87)
Kristen Denmon * (88-89-90-91)
Shannon Gage (95-96-97-98)
Kinga Kiss (01-02)
Assietou Ndoye (05)
Nicole Smallwood (13)
Riley Israel (15)
Brice Calip (17-18-19-20-21-22)

12

Laverne Bruns * (74)
Glenda Bond * (75)
Cheryl Copeland * (75)
Cindy Fuller * (75)
Jan Wintermeyer (76)
Debbie Clayton (78)
Terry Kovarik * (76-77-78-79)
Lynn Davis (77-78-79)
Diane Linneman * (80-81)
Elaine Mullins * (87-88)
Starr Ryan (98-00)
Kiesha Thomas (02)
Tiffany Vincent (03-04)
Roxy Stiles (07-08-09)

Jasmine Malone * (10-11-12)
Hillary Chvatal (13-14-15-16)
Sydney Schultz (18-19-20)
Jennifer Ezech (22)
Jaiden Bryant (23)

13

Mary Phyl Dwight (74)
Janet Cutbirth * (74-75-76)
Karen Hall * (76)
Diana Schroder (77-78-79-80)
Valarie Jackson (82)
Erica Biel (07)
Audrey Holt (15-16-17-18)
Ifunanya Nwachukwu (22-23)

14

Sue Collins * (74-75-76)
Theresa Black * (76)
Candy Evans * (77)
Terry Kovarik * (77)
Terry Becker * (78)
Diane Jennings * (78)
Diane Linneman * (78-79-80)
Becky Duffin * (80)
Kelly Hurston (80)
Jane Strubberg (81)
Marguerite Smith (82)
Erin Archambault * (84)
Elaine Mullins * (87-88)
Whitney Burgess (07)
Karly Buer (11-12-13-14)
Dani Winslow (21)
Mariah White (22)
Jade Masogayo (23)

15

Carolyn Long * (74-75-76)
Cindy Wilson * (76-77-78-79)
Lisa Nicholson * (77-78-79)
Sandy Meyer * (78-79-80)
Regi Martin * (80)
Chris Stelpugh * (81-82-83)
Karen Soetebier (84)
Nel Patton * (85-86-87)
Amy Nelson * (89)
Charity Shira (91-92)

Tara Mitchem (99-00-01)
Jenni Lingor (02-03-04-05)
Janette Jackson (08)
Kendra Roberts (10-11)
Nijay Gaines (12-13-14-15)
Grace Vander Weide (16)

20

Carolyn Long * (76)
Janet Cutbirth * (74-75-76)
Sharon Baack * (75)
Jackie Dudley (77)
Sandy Frye (79-80)
Becky Duffin * (80)
Cindy Wolf (81)
Jeanette Tendai * (83)
Nicci Haynes (98)
Erica Vicente (03-04)
Tag Morris (07)
Jasmyne Watson (08)
Katie Palmer (14)
Isabelle Delarue (22-23)

21

Donna Airoldi (74)
Glenda Bond * (75)
Cheryl Copeland * (75)
Janet Cutbirth * (74-75-76)
Theresa Black * (77)
Terry Kroenung * (78)
Sue Brown * (79)
Lynn Strubberg * (80-81-82-83)
Laura Pavlick (85)
Mardy Tyson (86-87)
Regina Johnson (90)
Jamie Bartlett (96-97-98)
Stephanie Busbey (01-02-03-04)
Davida Moore (06-07)
Jasmine Malone * (09)
Bry Snow (12-13-14)
Aubrey Buckley (15-16-17-18)
Sydney Wilson (19-20-21-22-23)

22

Karen Bethurem (74)
Glenda Bond * (75)
Joyce Chastain (75)
Christy Cohn (76)
Carol Kirkman (77)
Lisa Nicholson * (77-78-79)
Terri Thomas (79-80-81)
Flo Renner (83)
Nel Patton * (88)
Karen Rapier (89-90-91-92)
Donease Smith (95)
Jessie McVay (96-97)
Dzenata Kadic (99-00-01)
Kari Koch (03-04-05-06)
Marisha Brown (08)
Tyonnaa Snow (13-14-15-16)
Alexa Willard (17-18-19-20)
Paige Rocca (21-22-23)

23

Cindy Henderson * (74-75)
Bea Mount (76-77)
Sandy Meyer * (78)
Pat Rackers * (81)
Lori Herrmann (81)
Julie Gorham (82)
Nancy Rea (83-84-85)

Tracy Verner (86)
Tracey Tarkington * (87-88)
Secelia Winkfield (90-91-92-93)
Nanne Jackson (94-96)
Sarah Singer (97-98-99-00)
Morgan Hohenberger (01-02-03-04)
Tahnee Balerio (05-06-07-08)
Jaleshia Roberson (09-10-11-12)
Tori Henderson (13)
Mya Bhinhar (19-20-21-22)
Khloee Moad (23)

24

Glenda Bond * (74-76)
Mari Beth Everly * (75)
Terry Kroenung * (77)
Sue Brown * (79)
Diane Linneman * (78-79-80)
Gail Beck (81-82)
Dianna Pasley (83-84-85)
Elaine Thomas (86)
Kimberly Scoggin (87-88-90-91)
Richelle Winn (93-94-95-96)
Rachel Johnson * (97)
Nicole Lehman (02-03-04-05)
Jenn Turner (06)
Jacque Griggs (08-09-10-11)
Alex Hillyer (13)
Bri Ellis * (19-20-21)

25

Sharon Baack * (75)
Karen Hall * (76)
Cindy Castillion (81-82-83)
Cyndy Hoffman (84-85)
Beth Riddle (86)
Kim White (87-88-89-90)
Tasha McDowell (96)
Yen Quach (98-99)
Jessica Aldridge (04-05)
Kayli Combs (06)
Morgan Harrington (09-10)
Tia Mays (11)
Dariauna Lewis (19)

30

Cindy Wilson * (76-77-78-79)
Sonja Gideon (81)
Marcia Bisges * (83)
Marla Douglass * (87)
Dyana Haynes * (88-89)
Tina Robbins (91-92-93-94)
Melody Campbell (98-99-00-01)
Kori Farmer (15)
Shameka Ealy (17-18-19-20)

31

Terry Kovarik * (76-77-78-79)
Cindy Wilson * (77-78)
Marcia Bisges * (84)
Lisa Davies (95-96-97-98)
Melissa Carman (05-06-07-08)
Kelsey Smith (10)

32

Terry Becker * (78)
Ronda Cumberland * (79)
Sandy Meyer * (81)
Sharon Zeilmann * (83)
Heidi Grossmann (87-88)
Erika Storms (90)
Julie Howard (92-93-94-95)
Kenya Tuttle (97-98)
Brandi Robinson (99-00)
Charlotte Nelson (02-03)
Rachel Martin (04)
Brandi Johnson (07)
Jamie Adams (08-09)
Mikala McGhee (13-14)
Jasmine Franklin (19-20-21-22)

33

Sue Brown * (77-78)
Pat Rakers * (79-80-81)
Erin Archambault * (85-86-87)
Kindra Garst (93-94-95)
Carly Deer (98-99-00-01)
Annie Roberts (03-04)
Breton Wyatt (06-07-08)
Christiana Shorter (10-11-12-13)

34

Sandy Meyer * (80)
Lynn Strubberg * (80-81-82-83)
Cindy Brauck (81)
Lynne Miller (82-83-84)
Sarah Stohs (85-86-87-88)
Heidi Muller (89-90-91-92)
Kellie Jennings (96)
Rachel Johnson * (98-99-00)
Sarah Klaassen (03-04-05-06)
Rachel Swartz (14-15-16-17)
Bri Ellis * (18)
Sydney Manning (19-20-21)
Indya Green (23)

35

Terry Kroenung * (77)
Diana Ayers * (80-81-82-83)
Paula Buscher (84-85)
Heidi Grossman * (87)
Melody Howard # (91-92-93-94)

40

Kelly Mago (85-86-87-88)
Dyana Haynes * (90-91)
Courtney Murdock (93-94-95)
Erika Rante (01-02)
Regan Soldner (09-10-11-12)
Onye Osemenam (14-15-16-17)

41

Terry Becker * (77-78)
Regi Martin* (80)
Joyce Obringer * (79-80-81)
Cindy Hutter (82-83-84-85)
Tracey Tarkington* (86)
Susan Pockrandt (87-88-89-90)
Marla Harrison (94-95)
Tiny McMorris (00-01)
Bri Ellis * (18)
Trinity Knapp (20)

42

Diane Jennings * (78)
Joyce Obringer * (79-80)
Diana Ayers * (80)
Jeanette Tendai * (84-85-86)

43

Tonya Baucom (92-93)
Aly Stock (10-11-12-13)

44

Sharon Zeilmann * (84-85-87)
Patty Porter (88-89-90)
Chrissy Ediger (92)
Charitree Longstreth (93-94-95)
Carolyn Weirick (00-02)
Lacey Boshe (09-10-11-12)

45

Gail Maciejewski (85)
Marla Douglass * (86)
LaWaynta Dawson (90-91)
Angenette Sumrall (92)
Roshonda Reed (96-97-98-99)

50

Marsha Burton (94-95)
Ashley Lord (07-08)
Emily Gartner (18-19-20-21)

51

Carol Cook * (74)

52

LaTanya Davis (93-94-95-96)
Patrice Cleem (97)
Ann Cavey (99-00-01-02)
Hannah Kirk (03-04-05-06)


54

Lisa Moore (95-96)
Melanie Fisher (00)
Meg Tierney (03-04)
Tiff Terwelp (05-06-07-08)

55

Katie Handley (99)

*Note: Uniform numbers listed for personnel beginning with the 1973-74 season; * indicates players who wore more than one number in their careers; # indicates retired uniform number*



Jeanette Tendai



- A -

Adams, Jamie2008-09
 Airoidi, Donna1974-75
 Aldridge, Jessica2004-05
 Alley, Susan1974
 Archambault, Erin1984-85-86-87
 Ayers, Diana1980-81-82-83

- B -

Baack, Sharon1975
 Balerio, Tahnee2005-06-07-08
 Bartlett, Jamie1996-97-98
 Baucom, Tonya1992-93
 Beck, Gail1981-82
 Becker, Terry1978
 Bethurem, Karen1970-71-72-74
 Bhinhar, Mya2019-20-21-22
 Biel, Erica2007
 Bisges, Marcia1983-84
 Black, Theresa1976-77
 Bohlmeier, Becky1973
 Bond, Glenda1974-75-76
 Boshe, Lacey2009-10-11-12
 Bowers, Cindy1973
 Brauck, Cindy1981
 Brock, Sharon1972
 Brown, Capria2023
 Brown, Marisha2008
 Brown, Sue1979
 Bruns, Laverne1971-72-73-74
 Bryant, Jaiden2023
 Buckley, Aubrey2015-16-17-18
 Buer, Karly2011-12-13-14
 Burgess, Whitney2007
 Burton, Marsha1994-95
 Busbey, Stephanie2001-02-03-04
 Busby, Melissa2007-08-09-10
 Bush, Adrienne2002
 Buscher, Paula1984-85
 Byers, Lindsey2022

- C -

Calip, Brice2017-18-19-20-21-22
 Campbell, Melody1998-99-00-01
 Carman, Melissa2005-06-07
 Castillon, Cindy1981-82-83
 Cavey, Ann1999-00-01-02
 Chastain, Joyce1975
 Chvatal, Hillary2013-14-15-16
 Clayton, Debbie1978
 Cleem, Patrice1997
 Cohn, Christy1976
 Collins, Sue1974-75-76
 Combs, Kayli2006
 Cook, Carol1974
 Copeland, Cheryl1975
 Coppage, Tiffany2008-09
 Cowgill, K.C.2004-05
 Cumberland, Ronda1979
 Cutbirth, Janet1974-75-76

- D -

Davies, Lisa1995-96-97-98
 Davis, LaTanya1993-94-95-96
 Davis, Lynn1977-78-79
 Dawson, Debbie1975

Dawson, LaWaynta1990-91
 Deer, Carly1998-99-00-01
 Delarue, Isabelle2022-23
 Denmon, Kristen1988-89-90-91
 Dollar, Linda1970
 Douglass, Marla1986-87
 Dudley, Jackie1977
 Duffin, Becky1980
 Dwight, Mary Phyl1971-72-73-74
 Dwyer, Maggie2008-09

- E -

Ealy, Shameka2017-18-19-20
 Edie, Whitney2010-11-12-13
 Ediger, Chrissy1992
 Ellis, Bri2018-19-20-21
 Ellis, Terri1970-71
 Evans, Candy1977-78-79
 Evely, Mari Beth1975-76-77
 Ezeh, Jennifer2022

- F -

Farmer, Kori2015
 Feedback, Cheryl1972
 Fisher, Melanie2000
 Forsberg, Lindsay2004-05
 Franklin, Jasmine2019-20-21-22
 French, Joanie1975-76-77-78
 Fruendt, Liza2015-16-17-18
 Frye, Sandy1978-79-80
 Fuller, Cindy1975-76

- G -

Gage, Shannon1995-96-97-98
 Gaines, Nijay2012-13-14-15
 Garrison, Casey2009-10-11-12
 Garst, Kindra1993-94-95
 Gartner, Emily2018-19-20-21
 Gideon, Sonja1981
 Gilmore, Peggy1982
 Gitzen, Danielle2016-17-18-19
 Goddard, Launa1970-71
 Gorham, Julie1982
Green, Indya2023
 Griffin, Kim1976-77
 Griggs, Jacque2008-09-10-11
 Grossmann, Heidi1987-88

- H -

Hall, Karen1976
 Handley, Katie1999
 Harnage, Debbie1972
 Harrington, Morgan2009-10
 Harrison, Marla1994-95
 Hauter, Cindy1982-83-84-85
 Haynes, Dyana1988-89-90-91
 Haynes, Nicci1998
 Henderson, Cindy1972-73-74-75
 Henderson, Tori2013
 Herrick, Vicki1970
 Herrmann, Lori1981
 Hillyer, Alex2013
 Hipp, Abby2018-19-20-21-22
 Hoffman, Cyndy1984-85
 Hohenberger, Morgan2001-02-03-04
 Holt, Audrey2015-16-17-18

Horner, Rita1975
 Howard, Julie1992-93-94-95
 Howard, Melody1991-92-93-94
 Hubbard, Ronda1987-88-89
 Hughes, Lexi2014-15-16-17
 Hurston, Kelly1980

- I -

Israel, Riley2015

- J -

Jackson, Abi2021-22
 Jackson, Janette2008
 Jackson, Nanne1994-96
 Jackson, Valarie1982
 Jennings, Diane1978-79-80
 Jennings, Kelli1996
 Johnson, Brandi2007
 Johnson, Rachel1997-98-99-00
 Johnson, Regina1990

- K -

Kadic, Dzenata1999-00-01
 Kirkman, Carol1977
 Kirk, Hannah2003-04-05-06
 Kiss, Kinga2001-02
 Klaassen, Sarah2003-04-05-06
 Knapp, Trinity2020-21
 Koch, Kari2003-04-05-06
 Kovarik, Terry1976-77-78-79
 Kroening, Terry1977

- L -

Lehman, Nicole2002-03-04-05
 Leonardo, Sherry1970-71-72
 Lewis, Dariauna2019
 Lingor, Jenni2002-03-04-05
 Linneman, Diane1978-79-80-81
 Long, Carolyn1973-74-75-76
 Longstreth, Charitee1993-94-95
 Lord, Ashley2007-08

- M -

Maciejewski, Gail1985
 Mago, Kelly1985-86-87-88
 Malone, Jasmine2009-10-11-12
 Mangrum, Pam1972-73-74
 Manning, Sydney2019-20-21
 Martin, Rachel2004
 Martin, Regi1980
Masogayo, Jade2023
 Mays, Tia2011
 McDowell, Kimberly1998-99
 McDowell, Tasha1996
 McGhee, Mikala2013-14
 McMorris, Tiny2000-01
 McVay, Jessie1996-97
 Meyer, Sandy1978-79-80-81
 Miller, Lynne1982-83-84
 Millsap, Paula1970-71
 Mitchem, Tara1999-00-01
Moad, Khloe2023
 Moore, Davida2006-07
 Moore, Lisa1995-96
 Moore, Marlene1971-72-73
 Morris, Tag2007
 Mount, Bea1976-77
 Muller, Heidi1989-90-91-92
 Mullins, Elaine1987-88
 Murdock, Courtney1993-94-95
 Myers, Carole1970-71-72-73

- N -

Ndoye, Assietou2005
 Nelson, Amy1989-90-91-92
 Nelson, Charlotte2002-03
 Nicholson, Lisa1977-78-79
 Norman, Nancy1973
 Nwachukwu, Ifunanya2022-23

- O -

Obringer, Joyce1979-80-81
 Osborne, Trina1985
 Osemenam, Onye2014-15-16-17

- P -

Palmer, Katie2014
 Pasley, Dianna1983-84-85
 Patton, Nel1985-86-87-88
 Pavlick, Laura1985
 Phillips, Desiree2011-12-13-14
 Pockrandt, Susan1987-88-89-90
 Polowy, Lee Ann2015-16-17-18
 Porter, Patty1988-89-90
 Prewitt, Helen1972-73-74-75

- Q -

Quach, Yen1998-99

- R -

Rakers, Pat1978-79-80-81
 Rante, Erika2001-02

Rapier, Karen1989-90-91-92
 Rea, Nancy1983-84-85
 Reed, Roshonda1996-97-98-99
 Renner, Flo1983
 Riddle, Beth1986
 Ritchie, Sherri1979
 Robbins, Tina1991-92-93-94
 Roberson, Jaleshia2009-10-11-12
 Roberts, Annie2003-04
 Roberts, Kendra2010-11
 Robinson, Brandi1999-00
Rocca, Paige2021-22-23
 Rose, Riley2016
 Ruffridge, Elle2018-19-20-21
 Ryan, Starr1998-00

- S -

Schlieff, Carol1976
 Schroder, Diana1977-78-79-80
 Schuble, Sue1970
 Schultz, Sydney2018-19-20
 Scoggin, Kimberly1987-88-90-91
 Shaffer, Mary1970
 Shira, Charity1991-92
 Shorter, Christiana2010-11-12-13
 Silas, Taylor2007
 Singer, Sarah1997-98-99-00
 Smallwood, Nicole2013
 Smith, Donease1995
 Smith, Kelsey2010
 Smith, Marguerite1982
 Snow, Bry2012-13-14
 Snow, Tyonna2013-14-15-16
 Soetebier, Karen1984
 Soldner, Regan2009-10-11-12
 Stelplugh, Chris1980-81-82-83
 Stiles, Jackie1998-99-00-01
 Stiles, Roxy2007-08-09
 Stock, Aly2010-11-12-13
 Stohs, Sarah1985-86-87-88
 Storms, Erika1990
 Stout, Micki1970-71
 Strubberg, Jane1981
 Strubberg, Lynn1980-81-82-83
 Sumrall, Angenette1992
 Swartz, Rachel2014-15-16-17
 Swofford, Pam1987

- T -

Tarkington, Tracey1986-87-88
Taylor, Kennedy2023
 Temple, Renee1984
 Tendai, Jeanette1983-84-85-86
 Terwelp, Tiff2005-06-07-08
 Thomas, Aniya2023
 Thomas, Elaine1986
 Thomas, Kiesha2002
 Thomas, Terri1979-80-81
 Thurman, Stephanie1993-95
 Tierney, Meg2003-04
 Trotter, Jan1970-71-72
 Turner, Darla1972-73
 Turner, Jenn2006
 Tuttle, Kenya1997-98
 Tyson, Mardy1986-87

- V -

Vander Weide, Grace2016
 Vaughn, Pam1972
 Verner, Tracy1986
 Vincent, Tiffany2003-04
 Vicente, Erica2001-02

- W -

Warren, Barb1972-73
 Watson, Jasmyne2008
 Weirick, Carolyn2000-02
 White, Kim1987-88-89-90
 White, Mariah2022
 Wilkerson, Hannah2011-12-13-14
 Willard, Alexa2017-18-19-20
 Williams, Kenzie2012-13-14-15-16
 Wilson, Cindy1976-77-78-79
 Wilson, Sydney2019-20-21-22-23
 Winkfield, Secelia1990-91-92-93
 Winn, Richelle1993-94-95-96
 Winslow, Dani2021
 Winston, Marisa1997
 Wintermeyer, Jan1976
 Wolf, Cindy1981
 Woodhouse, Taylor2022-23
 Wright, Sue1973-74-75-76
 Wyatt, Breton2006-07-08

- Z -

Zeilmann, Sharon1983-84-85-87

Note: Each year listed represents a season in which a player appeared in at least one game (for example, 1997 represents 1996-97 season); Active players in **bold face**.



Erica Vicente



ALABAMA

Missouri State trails 0-2
 H: 0-0 A: 0-2 N: 0-0
 12/30/85 A L 53-86
 12/19/17 A L 61-65

ALASKA ANCHORAGE

Missouri State leads 1-0
 H: 0-0 A: 1-0 N: 0-0
 11/23/16 A W 65-58

ARKANSAS STATE

Missouri State leads 10-9
 H: 7-3 A: 3-6 N: 0-0
 12/23/81 H W 67-62
 1/30/82 A W 69-45
 1/6/83 H W 77-71
 11/19/83 A L 76-86
 12/14/85 H L 73-77
 12/19/94 A L 49-62
 11/27/95 H W 71-56
 11/24/98 H W 90-65
 11/23/99 A L 65-86
 11/23/05 A L 62-68
 11/20/06 H L 54-67
 11/20/07 A L 54-74
 11/23/08 H W 61-52
 11/27/09 A W 73-65
 12/5/10 H W 58-47
 12/20/11 A W 77-68
 12/15/12 H W 83-60
 11/11/13 A L 61-79
 12/19/14 H L 62-78

ARKANSAS TECH
Missouri State leads 2-0
 H: 1-0 A: 1-0 N: 0-0
 1/29/74 H W 53-86
 2/11/74 A W 91-49

ARKANSAS
Missouri State trails 8-19
 H: 5-9 A: 3-10 N: 0-0
 2/1/79 H W 67-58
 1/29/80 A L 36-68
 3/2/83 H L 70-98
 12/6/83 A L 45-78
 12/8/84 H L 64-76
 11/26/85 A L 51-94
 12/18/86 H L 61-78
 12/19/87 A L 71-85
 12/17/88 H L 66-88
 11/29/89 A L 60-87
 12/11/90 H L 55-62
 12/30/91 A W 67-52
 12/1/92 H W 64-55

12/29/93 A L 63-66
 12/10/94 H L 60-61
 12/10/95 A L 58-65
 11/26/96 H L 62-75
 12/7/97 A W 79-67
 12/8/98 H W 70-50
 12/8/99 A L 58-64
 11/23/01 H W 64-48
 12/19/02 A L 46-64
 3/20/11 H L 64-65
 11/22/13 A L 44-78
 12/10/14 H L 50-59
 12/2/15 A W 69-54
 12/11/16 H W 64-62

ARKANSAS-PINE BLUFF
Missouri State leads 2-0
 H: 2-0 A: 0-0 N: 0-0
 12/3/03 H W 92-39
 12/7/05 H W 72-45

AUBURN (ALA.)
Missouri State trails 0-1
 H: 0-0 A: 0-0 N: 0-1
 3/17/00 N L 74-78

BALL STATE (IND.)
Series tied 1-1
 H: 1-0 A: 0-1 N: 0-0
 11/13/17 A L 58-70
 11/17/18 H W 74-54

BAYLOR (TEXAS)
Missouri State trails 2-3
 H: 1-1 A: 1-1 N: 0-1
 1/9/78 A L 31-44
 1/10/80 H L 71-80
 12/2/98 A W 87-86
 11/27/99 H W 81-42
 11/23/17 N L 58-100

BELMONT
Missouri State trails 0-2
 H: 0-1 A: 0-1 N: 0-0
 1/20/23 A L 66-75
 2/19/23 H L 58-68

BENEDICTINE (KAN.)
Missouri State leads 1-0
 H: 0-0 A: 1-0 N: 0-0
 1/31/81 A W 57-46

BOISE (IDAHO) STATE
Missouri State leads 1-0
 H: 0-0 A: 1-0 N: 0-0
 11/10/19 A W 72-69

BRADLEY (ILL.)

Missouri State leads 65-25
 H: 37-10 A: 25-14 N: 3-1
 1/14/84 H W 92-79
 2/9/84 A L 76-88
 1/19/85 H L 56-81
 2/16/85 A W 65-62
 1/9/86 H L 64-90
 2/6/86 A L 64-79
 1/8/87 H W 78-68
 2/7/87 A L 56-64
 1/23/88 A L 77-79
 2/18/88 H W 90-81
 1/9/89 H L 77-84
 2/2/89 A L 60-69
 1/13/90 H W 74-43
 2/8/90 A L 45-67
 1/8/91 H W 87-60
 2/1/91 A L 51-54
 1/15/92 H W 65-33
 2/15/92 A W 92-63
 3/11/92 H W 88-59
 1/28/93 H W 76-53
 2/13/93 A W 95-53
 3/4/93 H W 80-55
 1/6/94 H W 92-53
 2/14/94 A W 85-64
 3/8/94 H W 71-40
 1/12/95 A W 52-39
 2/11/95 H W 73-63
 3/9/95 H W 68-56
 1/9/96 A W 76-69
 2/3/96 H W 79-36
 1/9/97 A W 60-58
 2/6/97 H W 70-64
 3/6/97 H L 52-53
 1/3/98 A W 78-61
 1/31/98 H W 102-46
 1/25/99 H W 94-69
 2/20/99 A W 96-49
 1/29/00 H W 84-48
 2/25/00 A W 71-52
 1/18/01 A W 86-52
 2/16/01 H W 81-55
 12/29/01 H W 82-77 (20T)
 2/28/02 A L 45-65
 1/25/03 H W 63-58
 2/22/03 A W 65-63
 1/10/04 A W 93-60
 2/10/04 H W 65-45
 1/1/05 A W 87-74
 3/3/05 H L 69-72
 1/26/06 H W 66-45
 2/26/06 A L 63-70
 3/9/06 H W 69-64

1/21/07 H L 68-76
 2/15/07 A L 75-78
 3/8/07 N L 56-65
 1/19/08 A W 70-55
 2/14/08 H W 73-66
 1/4/09 H L 59-68
 3/5/09 A L 71-81
 12/31/09 H W 72-67
 3/6/10 A L 64-65
 1/8/11 A W 73-58
 2/4/11 H L 68-73
 12/29/11 A W 79-70
 3/3/12 H L 69-86
 3/9/12 N W 58-54
 1/12/13 A L 79-80
 2/8/13 H W 91-86
 1/10/14 A W 85-56
 2/9/14 H W 78-72
 1/18/15 A W 78-64
 2/13/15 H W 69-61
 1/15/16 A W 55-44
 2/14/16 H W 59-56
 1/22/17 H L 73-75 (OT)
 2/17/17 A L 56-62
 1/14/18 A W 71-65
 2/9/18 H W 74-54
 3/9/18 N W 76-68
 1/18/19 A W 68-56
 2/17/19 H W 82-60
 1/31/20 H W 90-56
 3/1/20 A W 69-66
 2/19/21 H W 62-56
 2/20/21 H W 75-62
 1/20/22 H W 66-46
 2/20/22 A W 72-56
 1/7/23 H W 87-54
 2/10/23 A W 74-64
 3/9/23 N W 71-53

BRIGHAM YOUNG (UTAH)
Missouri State leads 1-0
 H: 1-0 A: 0-0 N: 0-0
 12/21/98 H W 80-52

UC DAVIS
Missouri State leads 1-0
 H: 0-0 A: 0-0 N: 1-0
 3/22/21 N W 70-51

UCLA
Missouri State leads 1-0
 H: 0-0 A: 0-0 N: 1-0
 3/26/92 N W 83-57

UC SANTA BARBARA
Missouri State leads 2-0
 H: 0-0 A: 0-0 N: 2-0
 3/12/99 N W 72-70
 11/22/12 N W 68-61

CAL STATE DOMINGUEZ HILLS
Missouri State leads 1-0
 H: 0-0 A: 1-0 N: 0-0
 1/11/82 A W 75-70

CAL STATE NORTHRIDGE
Missouri State leads 2-0
 H: 0-0 A: 2-0 N: 0-0
 1/14/82 A W 78-67
 12/2/90 A W 79-58

CAL POLY POMONA
Missouri State trails 0-1
 H: 0-0 A: 0-1 N: 0-0
 1/9/82 A L 57-73

CANISIUS (N.Y.)
Missouri State leads 1-0
 H: 1-0 A: 0-0 N: 0-0
 12/21/07 H W 97-89

CENTRAL FLORIDA
Missouri State leads 1-0
 H: 0-0 A: 0-0 N: 1-0
 11/21/12 N W 83-75

CENTRAL MICHIGAN

Missouri State trails 0-1
 H: 0-1 A: 0-0 N: 0-0
 11/26/88 H L 78-94

CENTRAL MISSOURI

Missouri State trails 5-12
 H: 4-2 A: 1-8 N: 0-2
 1/12/74 A L 42-57
 2/5/74 H W 49-41
 2/23/74 H W 55-50
 1/27/75 H W 67-55
 2/4/75 A W 62-58
 1/12/76 A L 59-83
 2/21/76 A L 43-78
 1/12/77 H L 57-65
 2/26/77 N L 52-67
 1/18/78 A L 54-61
 2/24/78 N L 52-67
 2/6/79 H L 68-78
 2/23/79 A L 57-77
 2/5/80 A L 57-102
 1/6/82 A L 53-60
 11/30/82 A L 68-75
 11/15/17 H W 62-36

CHICAGO STATE

Missouri State leads 1-0
 H: 1-0 A: 0-0 N: 0-0
 11/24/89 H W 83-34

CHARLESTON (S.C.)

Missouri State trails 0-1
 H: 0-0 A: 0-0 N: 0-1
 3/20/81 N L 55-70

COASTAL CAROLINA (S.C.)

Missouri State leads 1-0
 H: 1-0 A: 0-0 N: 0-0
 1/17/81 H W 95-62

COLLEGE OF THE OZARKS (MO.)

Missouri State trails 0-1
 H: 0-1 A: 0-0 N: 0-0
 12/14/84 H L 50-68

COLORADO

Missouri State trails 0-3
 H: 0-0 A: 0-3 N: 0-0
 1/6/79 A L 57-95
 3/18/95 A L 34-78
 11/28/14 A L 59-87

COLORADO STATE

Missouri State trails 0-1
 H: 0-0 A: 0-1 N: 0-0
 3/14/99 A L 70-86

COPPIN (MD.) STATE

Missouri State leads 2-0
 H: 1-0 A: 1-0 N: 0-0
 12/17/10 A W 67-61
 12/30/12 H W 88-75

CREIGHTON (NEB.)

Missouri State leads 31-19
 H: 20-4 A: 9-13 N: 2-2
 1/29/83 A L 40-59
 1/14/93 A L 55-58
 2/20/93 H W 73-59
 1/23/94 A L 56-69
 2/5/94 H W 75-60
 3/12/94 H W 88-71
 1/27/95 H W 77-74
 2/18/95 A L 61-76
 1/27/96 A W 77-63
 2/23/96 H W 74-72
 3/8/96 N W 66-54
 12/31/96 H W 56-45
 3/1/97 A W 70-60
 1/8/98 H W 71-52
 2/7/98 A L 75-78
 3/6/98 H W 83-69
 1/2/99 H L 64-67
 1/28/99 A W 77-56
 12/29/99 A W 64-59
 2/3/00 H W 74-51
 3/9/00 H W 88-75



Melody Howard



12/30/00	A	W	84-59
3/1/01	H	W	94-59
1/06/02	A	L	47-84
1/31/02	H	L	61-74
1/12/03	H	W	73-71
2/7/03	A	L	69-78
3/14/03	N	W	81-70
1/17/04	H	W	86-80
2/15/04	A	W	71-65
1/23/05	H	W	66-51
2/20/05	A	W	65-48
1/9/06	A	L	57-78
2/2/06	H	W	70-63
1/25/07	A	L	51-61
2/23/07	H	W	70-60
1/6/08	A	L	73-79 (OT)
3/8/08	H	W	79-73
3/14/08	N	L	49-56
1/8/09	A	L	63-92
2/6/09	H	L	61-74
1/9/10	A	W	82-67
2/5/10	H	W	70-64
1/27/11	A	L	56-68
2/27/11	H	W	73-65
1/5/12	H	W	70-60
2/4/12	A	W	63-55
3/10/12	N	L	47-56
1/21/13	H	L	53-73
2/14/13	A	L	51-67

DAVIDSON (N.C.)

Missouri State leads 1-0

H: 1-0 A: 0-0 N: 0-0
11/13/98 H W 120-65

DENVER (COLO.)

Missouri State trails 0-2

H: 0-1 A: 0-1 N: 0-0
12/18/01 H L 50-70
12/16/02 A L 74-77

DEPAUL (ILL.)

Missouri State trails 1-5

H: 0-3 A: 0-2 N: 1-0
12/28/05 A L 74-84
12/3/06 H L 57-78
12/2/07 A L 48-80
12/10/08 H L 57-72
11/15/10 H L 66-82
3/23/19 N W 89-78

DICKINSON (N.D.) STATE

Missouri State leads 1-0

H: 0-0 A: 0-0 N: 1-0
3/8/74 N W 71-41

DRAKE (IOWA)

Missouri State leads 51-46

H: 32-18 A: 15-26 N: 4-2
3/11/83 A L 70-98
1/6/84 A L 83-116
3/5/84 H L 65-87
1/26/85 A L 64-82
2/21/85 H L 60-89
1/23/86 H L 68-79
2/22/86 A L 76-94
1/24/87 A L 55-85
2/21/87 H W 60-56
12/29/87 H W 76-49
2/27/88 A L 56-74
1/4/89 A L 57-86
3/1/89 H L 51-62
1/20/90 A W 61-58
2/16/90 H W 58-50
1/18/91 H W 76-63
2/16/91 A W 102-61
3/6/91 H W 87-66
1/30/92 A W 64-60
2/29/92 H W 77-60
1/16/93 A W 69-53
2/22/93 H W 95-64
3/9/93 H W 83-53
1/21/94 A W 79-66
2/19/94 H W 79-56
3/11/94 H W 76-55
1/21/95 H W 65-61
2/16/95 A L 49-66
3/11/95 H L 68-71 (OT)

1/25/96	A	W	75-66
2/25/96	H	W	82-65
12/29/96	H	W	73-68
2/27/97	A	L	70-83
1/10/98	H	L	61-69
2/5/98	A	W	72-64
3/7/98	H	L	59-73
1/6/99	A	L	81-97
1/23/99	H	W	105-74
1/8/00	A	W	81-69
2/5/00	H	L	75-89
3/11/00	H	L	67-70
1/1/01	A	L	63-66
3/3/01	H	W	87-63
3/10/01	H	W	84-69
1/4/02	A	L	59-84
2/2/02	H	L	51-62
1/10/03	H	W	57-50
2/9/03	A	L	40-57
3/13/03	A	W	61-59
1/19/04	H	W	70-61
2/13/04	A	L	67-73
3/13/04	H	W	74-67
1/21/05	H	W	79-63
2/18/05	A	W	76-62
1/7/06	A	L	63-70
2/4/06	H	L	58-61
3/10/06	H	W	78-62
1/27/07	A	L	76-82 (OT)
2/25/07	H	L	68-81
1/4/08	A	L	42-72
3/6/08	H	L	58-61
1/10/09	A	L	44-56
2/8/09	H	L	60-66
1/7/10	A	L	84-88
2/7/10	H	W	87-78
1/29/11	A	W	90-61
2/25/11	H	W	92-82
3/11/11	N	W	86-77
1/7/12	H	W	78-46
2/2/12	A	W	69-66
1/19/13	H	W	80-77
2/16/13	A	L	64-75
3/14/13	N	L	66-81
1/18/14	H	W	89-66
2/16/14	A	L	69-79
1/30/15	A	L	89-94 (OT)
3/1/15	H	W	86-57
1/8/16	H	L	75-82
2/7/16	A	L	72-95
3/12/16	N	W	65-61
1/1/17	H	L	64-90
3/2/17	A	L	91-98
1/5/18	H	L	68-80
2/4/18	A	L	65-84
2/1/19	A	W	85-79
3/3/19	H	L	61-70
3/17/19	N	W	94-79
1/10/20	H	W	69-67
2/9/20	A	W	89-83
1/22/21	H	W	73-72
1/23/21	H	W	78-63
1/15/22	A	W	69-53
2/11/22	H	W	63-59
3/11/22	N	W	63-49
1/28/23	H	W	64-54
3/2/23	A	L	63-83
3/10/23	N	L	70-73

ECKERD (FLA.)

Missouri State leads 1-0

H: 0-0 A: 1-0 N: 0-0
1/10/81 A W 91-56

EMPORIA (KAN.) STATE

Missouri State trails 2-4

H: 1-2 A: 1-2 N: 0-0
12/8/76 A W 66-62
11/19/77 H L 66-73
12/2/78 A L 56-59
11/16/79 H L 40-60
12/6/80 A L 67-68
12/11/81 H W 77-72

EVANGEL (MO.)

Missouri State leads 7-1

H: 4-0 A: 3-1 N: 0-0
2/24/74 H W 47-38
12/8/79 A L 57-75
1/30/80 H W 77-66
12/9/80 A W 81-68
2/10/81 H W 80-56
12/1/81 H W 69-45
1/26/82 A W 71-60
11/16/82 A W 77-69

EVANSVILLE (IND.)

Missouri State leads 50-13

H: 27-2 A: 22-9 N: 1-2
12/4/87 A L 54-87
1/4/95 A W 85-64
3/2/95 H W 64-58
1/2/96 H W 107-48
2/29/96 A W 79-54
1/24/97 A W 61-41
2/20/97 H W 70-49
12/31/97 H W 89-59
2/28/98 A W 73-60
12/29/98 A W 75-52
2/25/99 H W 77-67
3/5/99 N L 55-59
1/15/00 H W 72-61
2/11/00 A L 55-68
3/10/00 H W 88-75
1/13/01 A W 90-67
2/11/01 H W 91-65
1/14/02 H W 66-54
2/8/02 A W 73-63
1/5/03 A L 53-60
3/8/03 H W 107-53
1/26/04 A W 77-59
2/19/04 H W 84-47
1/6/05 H W 77-71
2/3/05 A L 61-63
1/14/06 H W 67-59 (20T)
2/12/06 A L 53-71
1/1/07 A L 72-82
3/3/07 H L 55-57

3/3/86	H	L	70-80
12/28/86	H	W	80-69
2/28/87	A	L	56-71
3/4/87	H	L	71-82
1/15/88	H	W	95-85
2/13/88	A	L	66-98
1/21/89	A	L	62-74
2/16/89	H	L	71-84
1/27/90	H	W	74-63
2/22/90	A	L	59-62
1/4/91	A	W	63-59
2/28/91	H	W	61-46
1/2/92	H	W	80-32
3/7/92	A	W	73-61

EASTERN KENTUCKY

Series tied 2-2

H: 2-1 A: 0-1 N: 0-0
3/13/02 H L 65-72
12/5/04 H W 91-81
12/5/13 A L 61-65
12/5/15 H W 87-63

EASTERN MICHIGAN

Series tied 1-1

H: 1-0 A: 0-1 N: 0-0
11/29/09 A L 81-93
12/3/10 H W 72-57

GEORGETOWN (D.C.)

Missouri State trails 0-2

H: 0-1 A: 0-1 N: 0-0
11/14/09 H L 55-79
12/19/10 A L 59-72

GEORGE WASHINGTON (D.C.)

Series tied 1-1

H: 1-0 A: 0-1 N: 0-0
12/29/94 A L 64-82
11/24/95 H W 71-45

GEORGIA TECH

Missouri State trails 0-1

H: 0-0 A: 0-0 N: 0-1
11/29/03 N L 71-78

GONZAGA (WASH.)

Missouri State leads 1-3

H: 1-1 A: 0-1 N: 0-1
3/21/05 H W 85-66
11/20/12 N L 66-80
12/16/18 H L 67-70
12/20/19 A L 52-64

GRAMBLING (LA.) STATE

Missouri State leads 3-0

H: 3-0 A: 0-0 N: 0-0
12/5/88 H W 75-48
11/23/96 H W 71-61
11/17/97 H W 87-51

GREEN BAY (WIS.)

Missouri State trails 0-2

H: 0-1 A: 0-1 N: 0-0
11/17/07 H L 68-78
12/3/08 A L 56-80

HARDING (ARK.)

Missouri State leads 1-0

H: 1-0 A: 0-0 N: 0-0
11/26/84 H W 89-51

HAWAII

Missouri State trails 0-1

H: 0-0 A: 0-1 N: 0-0
12/20/92 A L 74-80

IDAHO

Missouri State leads 1-0

H: 1-0 A: 0-0 N: 0-0
12/13/91 H W 97-46

1/10/08	H	W	76-65
2/10/08	A	L	74-82
1/27/09	A	W	76-63
2/27/09	H	W	80-67
1/30/10	A	W	86-57
2/28/10	H	W	83-60
1/2/11	H	W	75-54
3/3/11	A	W	80-61
1/21/12	A	W	74-49
2/17/12	H	W	76-62
1/25/13	A	L	53-77
2/23/13	H	W	66-63
1/31/14	H	W	87-70
3/1/14	A	L	65-72
1/2/15	H	L	56-65
3/7/15	A	W	86-71
3/14/15	N	W	75-66
1/22/16	H	W	77-70
2/21/16	A	W	66-47
1/13/17	A	W	77-41
2/12/17	H	W	68-43
3/10/17	N	L	59-65
12/31/17	A	W	95-65
3/1/18	H	W	97-51
1/6/19	H	W	88-66
3/7/19	A	W	88-46
1/26/20	A	W	81-55
2/21/20	H	W	76-62
3/5/21	A	W	87-54
3/6/21	A	W	85-44
1/27/22	A	W	82-35
2/24/22	H	W	99-57
12/31/22	A	W	73-61
2/23/23	H	W	63-51

FLORIDA GULF COAST (FGCU)

Missouri State leads 1-0

H: 0-0 A: 1-0 N: 0-0
11/27/20 A W 74-49

FLORIDA INTERNATIONAL (FIU)

Missouri State leads 2-0

H: 1-0 A: 1-0 N: 0-0
12/13/98 H W 75-51
12/21/99 A W 74-61

FLORIDA SOUTHERN


Missouri State leads 1-0

H: 0-0 A: 1-0 N: 0-0
1/14/81 A W 68-42

FLORIDA STATE

Missouri State leads 4-0

H: 2-0 A: 1-0 N: 1-0
11/24/90 H W 68-63
11/30/96 H W 66-52
12/21/97 A W 68-57
3/17/22 N W 61-50



Lisa Davies

INDIANA STATE

Missouri State leads 67-18

H: 35-6 A: 28-12 N: 4-0

12/11/82	A	L	66-83
2/4/84	H	W	81-75
3/1/84	A	W	87-80
1/12/85	A	W	70-65
2/7/85	H	W	80-71
1/19/86	A	W	78-77 (OT)
2/13/86	H	W	85-69
1/5/87	A	W	75-66
1/29/87	H	W	90-77
1/7/88	A	L	70-76
2/6/88	H	L	75-77 (OT)
1/28/89	H	L	101-107 (4 OT)
2/23/89	A	L	50-77
1/8/90	A	W	59-50
2/1/90	H	W	64-53
1/12/91	A	W	94-84
2/7/91	H	W	86-69
1/11/92	A	W	77-53
2/6/92	H	W	91-57
1/10/93	H	W	77-49
2/27/93	A	L	58-63
1/29/94	H	W	80-64
2/24/94	A	W	84-62
1/9/95	H	W	75-64
2/2/95	A	W	72-68
1/12/96	H	W	88-68
2/9/96	A	W	80-54
1/18/97	H	W	61-47
2/16/97	A	L	56-60
2/13/98	A	L	60-69
2/19/98	H	W	63-49
1/16/99	A	W	70-57
2/14/99	H	W	65-46
1/22/00	A	W	63-54
2/20/00	H	W	56-53
1/4/01	H	W	98-48
2/1/01	A	W	67-52
3/8/01	H	W	92-63
1/24/02	A	W	67-63
2/24/02	H	W	64-61 (OT)
1/18/03	A	L	62-65
2/15/03	H	W	98-71
3/15/03	N	W	75-70
1/29/04	H	W	73-47
2/29/04	A	L	56-58
1/16/05	A	W	80-77
2/12/05	H	W	71-70
1/22/06	A	L	34-58
2/17/06	H	W	76-46
3/12/06	H	W	64-55
1/11/07	A	W	83-76
2/8/07	H	L	53-63
1/27/08	H	L	55-78
2/21/08	A	L	77-86 (OT)
1/17/09	H	W	77-53
2/14/09	A	W	53-40
1/16/10	H	W	69-65
2/12/10	A	W	69-58
1/16/11	H	W	65-54
2/10/11	A	W	63-50
3/12/11	N	W	84-79
1/27/12	H	W	84-70
3/1/13	A	L	63-71
2/24/12	A	W	68-58
2/1/13	H	L	67-71
3/1/13	A	L	63-71
1/25/14	A	L	57-74
2/21/14	H	L	37-73
1/4/15	H	W	74-66
3/5/15	A	W	65-56
3/13/15	N	W	75-57
1/3/16	A	W	59-51
3/3/16	H	W	75-41
3/11/16	N	W	70-45
1/29/17	A	W	49-46
2/24/17	H	W	73-63
12/29/17	A	W	77-63
3/3/18	H	W	69-56
1/4/19	H	W	71-58
3/9/19	A	W	76-66
1/24/20	A	W	76-55
2/23/20	H	W	82-58
1/29/22	A	W	62-58
2/26/22	H	W	72-65
12/29/22	A	W	71-62
2/25/23	H	W	77-66

IUPUI (IND.)

Series tied 1-1

H: 1-0 A: 0-1 N: 0-0

11/17/13	A	L	65-76
12/14/14	H	W	68-58

IOWA

Missouri State trails 4-5

H: 3-0 A: 1-4 N: 0-1

3/22/92	A	W	61-60 (OT)
12/5/93	A	L	55-67
11/30/94	H	W	60-48
12/7/00	H	W	101-87
11/27/01	A	L	64-84
3/28/05	H	W	89-80
11/11/06	N	L	70-79
12/19/12	A	L	43-97
3/16/17	A	L	74-95

IOWA STATE

Missouri State trails 3-8

H: 1-4 A: 2-4 N: 0-0

1/9/75	A	L	58-61
12/4/75	A	L	75-86
1/17/76	H	L	66-80
12/11/76	H	L	62-81
12/9/77	A	L	64-74
11/17/79	H	L	32-77
11/24/84	H	L	75-84
12/7/85	A	L	66-80
12/8/90	A	W	58-55
12/3/91	H	W	77-43
3/25/19	A	W	69-60

JACKSON (MISS.) STATE

Missouri State leads 2-0

H: 2-0 A: 0-0 N: 0-0

11/23/90	H	W	71-42
12/17/94	H	W	79-42

JAMES MADISON (VA.)

Missouri State leads 1-0

H: 0-0 A: 0-0 N: 1-0

11/28/03	N	W	82-64
----------	---	---	-------

KANSAS

Missouri State trails 6-9

H: 4-4 A: 2-4 N: 0-1

11/24/73	H	W	43-36
2/16/74	H	W	62-50
1/13/75	H	W	74-36
2/8/75	A	W	75-63
1/7/76	N	L	37-50
1/24/76	A	L	57-66
11/28/76	H	L	51-91
2/18/77	H	L	60-79
2/18/78	A	L	83-85
2/10/79	H	L	54-105
11/30/84	A	L	61-75
3/18/92	H	W	75-59
12/8/92	A	L	51-65
12/27/92	H	L	54-60
11/13/16	A	W	87-64

KANSAS CITY (MO.)

Missouri State leads 7-1

H: 5-0 A: 2-1 N: 0-0

1/21/82	H	W	74-58
1/23/83	A	L	60-75
12/30/89	A	W	59-47
2/9/94	A	W	76-37
12/28/95	A	W	65-46
12/18/99	H	W	87-61
3/15/12	H	W	81-79
12/1/19	H	W	83-58

KANSAS STATE

Missouri State trails 3-12

H: 1-4 A: 1-7 N: 1-1

12/21/73	A	L	56-64
1/18/74	H	L	45-58
12/14/74	A	L	35-90
1/25/75	H	L	69-76
3/7/75	N	L	45-66
1/23/76	A	L	48-58
1/14/77	H	L	56-74
1/13/78	A	L	61-74
12/19/88	H	L	54-73

12/15/89	A	L	48-69
12/4/90	H	W	87-76
12/11/91	A	W	66-49
12/16/95	N	W	63-50
12/5/09	A	L	60-64
11/18/11	A	L	63-65

KENT (OHIO) STATE

Missouri State trails 0-1

H: 0-0 A: 0-0 N: 0-1

12/6/96	N	L	58-64
---------	---	---	-------

KENTUCKY

Series tied 1-1

H: 1-0 A: 0-1 N: 0-0

12/22/96	A	L	58-64
11/21/97	H	W	74-54

LAMAR (TEXAS)

Missouri State leads 2-0

H: 2-0 A: 0-0 N: 0-0

11/12/10	H	W	83-60
12/15/13	H	W	87-60

LINCOLN (MO.)

Missouri State leads 3-1

H: 2-0 A: 1-1 N: 0-0

2/7/81	H	W	69-53
2/18/82	A	W	59-52
11/25/83	A	L	64-65
12/7/20	H	W	100-38

LITTLE ROCK (ARK.)

Missouri State leads 14-4

H: 11-1 A: 3-3 N: 0-0

11/28/86	H	W	77-63
12/12/87	H	W	79-58
11/18/00	H	W	97-34
12/29/02	H	W	104-54
11/29/04	H	W	75-47
11/27/06	H	W	54-48
11/25/07	A	L	55-68
12/14/08	H	W	53-49
11/29/11	H	W	73-50
11/15/12	A	W	78-68
11/13/13	H	W	72-68
11/18/14	A	L	48-61
12/20/15	A	W	64-58
11/28/16	H	L	47-58
12/4/17	A	L	51-63
12/30/18	H	W	48-44
11/9/21	A	W	76-62
12/21/22	H	W	55-48

LOUISIANA STATE (LSU)

Missouri State trails 1-2

H: 0-1 A: 0-0 N: 1-1

11/25/00	N	W	85-75
12/18/04	H	L	54-66
11/27/21	N	L	58-66

LOUISIANA TECH

Missouri State leads 4-1

H: 1-0 A: 2-0 N: 1-1

3/25/93	N	L	43-59
11/27/10	H	W	62-53
11/11/11	A	W	78-65
3/15/18	A	W	63-59
12/20/18	N	W	82-70

LOUISVILLE (KY.)

Missouri State trails 0-2

H: 0-1 A: 0-1 N: 0-0

11/13/11	H	L	64-73
12/3/13	A	L	49-91

LOYOLA (ILL.)

Missouri State leads 17-4

H: 10-0 A: 6-4 N: 1-0

2/27/83	A	L	54-76
12/31/84	A	L	76-95
1/12/14	A	L	61-63
2/7/14	H	W	66-41
1/16/15	A	W	87-57
2/15/15	H	W	83-64
1/17/16	A	W	73-62
2/12/16	H	W	91-81 (OT)
1/27/17	A	W	60-32

IDAHO STATE

Series tied 1-1

H: 1-0 A: 0-0 N: 0-1

1/11/79	N	L	76-78
11/29/91	H	W	92-45

ILLINOIS

Missouri State trails 1-2

H: 1-1 A: 0-1 N: 0-0

12/10/96	A	L	63-85
12/10/97	H	W	77-62
3/25/10	H	L	53-65

ILLINOIS-CHICAGO (IUC)

Series tied 2-2

H: 1-0 A: 0-2 N: 1-0

2/26/83	A	L	74-84
12/29/84	A	L	61-72
12/19/05	N	W	64-60
2/4/23	H	W	68-57

ILLINOIS STATE

Missouri State leads 49-35

H: 25-15 A: 23-19 N: 1-1

2/2/84	H	L	75-85
3/3/84	A	L	67-102
1/10/85	A	L	37-84
2/9/85	H	L	65-77
1/17/86	A	L	59-94
2/15/86	H	L	75-8



2/26/17 H W 61-52
 1/21/18 H W 75-36
 2/16/18 A W 69-58
 1/25/19 H W 84-49
 2/24/19 A W 85-58
 3/15/19 N W 59-50
 1/3/20 A W 74-72 (OT)
 3/7/20 H W 72-61
 2/27/21 H W 64-50
 2/28/21 H W 59-45
 12/31/21 H W 55-38
 3/5/22 A L 42-60

LYON (ARK.)

Missouri State trails 0-1

H: 0-1 A: 0-0 N: 0-0
 1/26/81 H L 73-75 (OT)

LOYOLA MARYMOUNT (CALIF.)

Missouri State lead 1-0

H: 1-0 A: 0-0 N: 0-0
 12/1/86 H W 78-44

MAINE

Series tied 1-1

H: 1-0 A: 0-0 N: 0-1
 12/5/99 H W 64-62
 11/28/15 N L 65-69

MARIST (N.Y.)

Missouri State leads 1-0

H: 0-0 A: 0-0 N: 1-0
 11/29/15 N W 77-45

MARQUETTE (WIS.)

Missouri State leads 2-1

H: 1-0 A: 0-1 N: 1-0
 12/11/93 H W 88-52
 11/15/94 N W 91-97
 12/3/94 A L 51-64

MARYLAND

Missouri State leads 2-0

H: 0-0 A: 1-0 N: 1-0
 3/20/93 A W 86-82
 11/28/20 N W 81-72

MEMPHIS (TENN.)

Missouri State trails 1-3

H: 1-0 A: 0-2 N: 0-1
 1/11/80 N L 51-77
 3/17/12 H W 82-65
 11/14/14 A L 63-79
 11/11/16 A L 60-69

MCNEESE (LA.) STATE

Missouri State trails 0-1

H: 0-0 A: 0-0 N: 0-1
 1/9/80 N L 56-70

MIAMI (FLA.)

Missouri State trails 0-1

H: 0-0 A: 0-0 N: 0-1
 11/25/88 N L 71-90

MIDAMERICA NAZARENE (KAN.)

Missouri State leads 1-0

H: 1-0 A: 0-0 N: 0-0
 11/17/15 H W 88-61

MIDDLE TENNESSEE

Missouri State trails 0-3

H: 0-1 A: 0-1 N: 0-1
 12/17/15 A L 54-70
 12/19/16 H L 52-71
 11/26/22 N L 54-79

MINNESOTA

Missouri State leads 1-0

H: 0-0 A: 1-0 N: 0-0
 11/5/19 A W 77-69

MINNESOTA STATE-MANKATO

Missouri State leads 1-0

H: 0-0 A: 0-0 N: 1-0
 3/6/75 N W 70-37

OLE MISS

Missouri State leads 2-0

H: 0-0 A: 1-0 N: 1-0
 3/28/92 N W 94-71
 11/19/15 A W 91-78

MISSOURI SOUTHERN

Missouri State tied 3-3

H: 2-1 A: 1-2 N: 0-0
 11/28/79 A L 63-72
 1/22/80 H W 65-59
 12/12/80 A W 71-66
 1/20/81 H W 86-68
 11/21/81 A L 60-68
 2/2/82 H L 71-73

MISSOURI

Missouri State trails 13-22

H: 6-9 A: 5-12 N: 1-1
 11/25/73 H W 56-22
 2/2/74 A W 80-40
 1/31/75 A W 75-66
 11/30/75 H L 53-95
 1/18/76 H W 57-52

2/22/76 N L 63-78
 2/4/77 A L 58-89
 2/10/78 H L 78-103
 2/23/78 A L 60-93
 2/14/79 A L 48-90
 11/13/81 A L 51-73
 11/21/82 A L 56-96
 12/3/83 H L 69-102
 12/5/84 A L 69-104
 12/10/85 H L 75-78
 12/9/86 A L 59-98
 12/8/87 H L 82-91
 11/29/88 A L 52-75
 12/5/89 H W 71-67
 12/14/90 A W 56-44
 11/19/01 A L 57-61
 11/23/02 H L 52-68
 12/10/03 A W 79-70
 12/8/04 H W 66-44
 12/6/12 A L 77-91
 12/19/13 H W 67-53
 12/30/14 N W 57-52
 11/13/15 H L 55-71
 12/2/16 A L 49-73
 11/19/17 H L 59-69
 11/13/18 A L 61-65
 12/15/19 H W 79-72
 12/14/20 A W 72-58
 12/10/21 H W 79-51
 11/7/22 H L 51-68

MISSOURI S&T

Missouri State leads 7-0

H: 3-0 A: 3-0 N: 1-0
 12/5/79 A W 60-52
 2/13/80 H W 57-55
 12/2/80 H W 60-53
 2/3/81 A W 80-52
 11/17/81 A W 77-54
 2/9/82 H W 85-66
 2/25/82 N W 76-68

MISSOURI-ST. LOUIS

Missouri State leads 7-0

H: 2-0 A: 3-0 N: 2-0
 2/22/75 H W 64-60
 1/31/76 A W 54-48
 2/12/77 H W 69-63
 2/16/77 N W 63-47
 1/26/78 A W 88-48
 2/27/82 N W 77-56
 11/26/83 A W 85-47

MISSOURI WESTERN

Missouri State leads 3-0

H: 2-0 A: 1-0 N: 0-0
 2/22/74 H W 53-46
 12/5/80 A W 61-57
 12/8/81 H W 62-59

MONTANA

Series tied 1-1

H: 0-0 A: 0-1 N: 1-0
 12/11/92 N W 49-46
 12/21/93 A L 51-64

MOREHEAD (KY.) STATE

Missouri State trails 0-1

H: 0-0 A: 0-0 N: 0-1
 12/10/82 N L 53-69

MORGAN STATE (MD.)

Missouri State leads 3-0

H: 1-0 A: 1-0 N: 1-0
 12/7/96 N W 71-35
 12/21/10 A W 66-39
 12/18/11 H W 104-74

MURRAY (KY.) STATE

Missouri State leads 4-1

H: 3-0 A: 1-1 N: 0-0
 12/6/86 H W 81-73
 12/6/87 A L 72-83
 12/16/09 H W 76-60
 1/22/23 A W 77-61
 2/17/23 H W 92-86 (20T)



Kenzie Williams

NEBRASKA

Missouri State trails 1-3

H: 1-0 A: 0-2 N: 0-1
 1/8/76 N L 64-74
 2/2/93 A L 84-88
 12/8/93 H W 71-57
 3/15/23 A L 65-74

NEBRASKA-OMAHA

Missouri State trails 3-5

H: 2-2 A: 1-2 N: 0-1
 1/5/77 N L 59-64
 11/26/77 H L 50-73
 2/17/78 A L 71-104
 11/26/78 H L 64-80
 1/27/79 H W 76-75
 11/25/79 H W 67-66
 1/30/81 A L 58-75
 3/13/81 A W 58-57

NEVADA-LAS VEGAS (UNLV)

Missouri State leads 1-0

H: 0-0 A: 1-0 N: 0-0
 12/20/91 A W 80-77

NEW MEXICO

Missouri State leads 1-0

H: 0-0 A: 1-0 N: 0-0
 12/12/86 A W 70-66

NEW MEXICO STATE

Missouri State trails 0-1

H: 0-0 A: 0-1 N: 0-0
 12/14/86 A L 66-81

NEW ORLEANS (LA.)

Missouri State trails 1-2

H: 0-1 A: 1-1 N: 0-0
 1/14/83 A L 81-97
 12/12/88 H L 64-70
 12/11/89 A W 70-68

NORTH TEXAS

Missouri State leads 4-1

H: 3-0 A: 1-1 N: 0-0
 12/11/11 H W 78-67
 12/29/13 A W 85-79
 12/17/16 H W 63-54
 12/1/18 A L 76-83 (OT)
 11/14/21 H W 56-50

NICHOLLS STATE (LA.)

Missouri State leads 2-0

H: 1-0 A: 1-0 N: 0-0
 1/11/83 A W 74-73
 11/29/86 H W 78-74

NORTHEASTERN STATE (OKLA.)

Missouri State trails 0-1

H: 0-0 A: 0-0 N: 0-1
 11/29/81 N L 49-63

NORTHERN COLORADO

Missouri State leads 1-0

H: 0-0 A: 0-0 N: 0-0
 1/8/79 A W 76-70

NORTHERN ILLINOIS

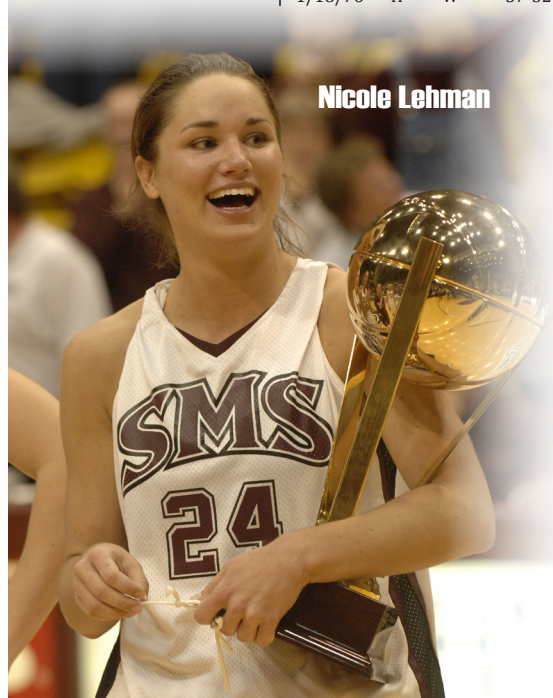
Missouri State leads 1-0

H: 1-0 A: 0-0 N: 0-0
 3/16/94 H W 71-56


NORTHERN IOWA (UNI)

Missouri State leads 60-31

H: 34-8 A: 23-20 N: 3-3
 11/21/80 A L 71-74
 12/5/81 A L 66-71
 1/4/84 A W 81-58
 3/7/84 H W 83-59
 1/24/85 A W 89-65
 2/23/85 H W 98-68
 1/25/86 H L 81-82
 2/20/86 A L 74-80
 1/26/87 A W 93-82
 2/19/87 H W 97-63
 12/31/87 H W 85-66
 2/25/88 A L 80-90
 1/2/89 A W 73-62
 3/3/89 H W 69-64
 1/18/90 A W 65-56
 2/18/90 H W 73-48
 1/20/91 H W 87-43
 2/14/91 A W 74-47
 2/1/92 A W 89-44
 2/27/92 H W 86-45
 1/18/93 A W 84-63
 2/18/93 H W 84-54
 1/9/94 A W 80-46
 2/3/94 H W 87-55
 1/18/95 A W 81-62
 2/9/95 H W 71-38
 1/7/96 A W 83-64
 2/1/96 H W 75-63
 3/7/96 N W 83-67
 1/11/97 A W 80-64
 2/8/97 H W 66-58
 1/29/98 H W 94-59
 2/11/98 A W 73-66
 3/5/98 H W 82-58
 1/9/99 H W 80-67
 1/30/99 A W 69-53
 1/27/00 H W 59-41
 2/27/00 A L 67-75
 1/20/01 H W 90-81
 2/18/01 A L 80-99
 3/9/01 H W 86-54
 1/31/01 H W 56-55
 3/2/02 A L 62-79
 1/23/03 H W 90-51
 2/20/03 A L 81-91
 1/8/04 A W 80-65
 2/7/04 H W 68-54
 1/3/05 A L 55-65
 3/5/05 H W 61-48



Nicole Lehman



Jenni Lingor

11/17/21 A L 40-44
11/17/22 H L 54-73

OLD DOMINION (VA.)

Missouri State trails 0-1
H: 0-0 A: 0-0 N: 0-1
11/29/98 N L 59-79

ORAL ROBERTS (OKLA.)

Missouri State trails 9-10
H: 6-5 A: 2-5 N: 1-0
11/27/77 H L 64-73
1/7/78 A L 48-85
11/14/78 H L 56-72
12/3/82 H L 67-84
1/8/83 A L 64-83
1/30/96 H W 71-46
12/12/03 H W 90-37
12/20/05 N W 90-85
12/15/07 A L 79-96
11/26/08 H L 51-56
12/19/09 A W 99-81
3/19/10 H W 75-53
11/30/10 H L 66-75
11/26/11 A W 85-79
11/29/12 H W 73-72 (OT)
11/24/14 A L 57-70
12/12/15 H W 72-64
12/7/16 A L 56-78
12/10/17 H W 76-66

OREGON

Missouri State leads 2-1
H: 2-0 A: 0-0 N: 0-1
12/4/92 N L 56-58
12/11/99 H W 70-69
12/16/06 H W 71-56

OREGON STATE

Missouri State trails 1-2
H: 0-1 A: 1-1 N: 0-0
12/20/02 H L 42-49
12/06/03 A W 71-69
11/17/19 A L 69-80

PENN

Missouri State trails 0-1
H: 0-0 A: 0-0 N: 0-1
11/24/17 N L 60-65

PEPPERDINE (CALIF.)

Missouri State leads 2-1
H: 0-0 A: 0-1 N: 2-0
11/30/90 A L 79-84
12/21/90 N W 75-58
12/21/92 N W 80-76

PHILLIPS (OKLA.)

Missouri State trails 0-4
H: 0-2 A: 0-2 N: 0-0
12/12/75 H L 68-93
12/13/75 H L 62-91
12/3/76 A L 61-92
12/4/76 A L 63-95

PITTSBURG (KAN.) STATE

Missouri State leads 1-0
H: 1-0 A: 0-0 N: 0-0
11/23/79 H W 68-64

PORTLAND (ORE.) STATE

Missouri State leads 1-0
H: 1-0 A: 0-0 N: 0-0
11/29/06 H W 82-69

PROVIDENCE (R.I.)

Missouri State leads 1-0
H: 0-0 A: 1-0 N: 0-0
12/5/98 A W 74-55

PURDUE (IND.)

Missouri State trails 0-2
H: 0-0 A: 0-1 N: 0-1
3/30/01 N L 81-64
3/19/06 A L 52-73

QUINNIPIAC (CONN.)

Missouri State trails 0-1
H: 0-1 A: 0-0 N: 0-0
11/26/13 H L 65-75

REDLANDS (CALIF.)

Missouri State leads 1-0
H: 0-0 A: 1-0 N: 0-0
1/12/82 A W 77-47

RICE (TEXAS)

Missouri State leads 1-0
H: 1-0 A: 0-0 N: 0-0
3/17/11 H W 76-65

RICHMOND (VA.)

Series tied 1-1
H: 1-0 A: 0-1 N: 0-0
11/20/04 A L 71-91
12/31/05 H W 55-49

ROCKY MOUNTAIN (MONT.)

Missouri State leads 1-0
H: 1-0 A: 0-0 N: 0-0
1/10/79 H W 61-50

RUTGERS (N.J.)

Missouri State leads 1-0
H: 0-0 A: 1-0 N: 0-0
3/19/01 A W 60-53

SACRAMENTO (CALIF.) STATE

Missouri State leads 1-0
H: 0-0 A: 0-0 N: 1-0
12/17/93 N W 108-55

ST. CLOUD (MINN.) STATE

Missouri State leads 1-0
H: 1-0 A: 0-0 N: 0-0
12/4/81 H W 73-55

ST. LEO (FLA.)

Missouri State leads 1-0
H: 0-0 A: 1-0 N: 0-0
1/12/81 A W 68-37

SAINT LOUIS (MO.)

Missouri State leads 14-3
H: 8-1 A: 6-2 N: 0-0
12/14/75 H W 82-54
2/5/77 A W 69-40
2/4/78 H W 90-47
2/9/79 A L 48-63
2/21/83 A W 74-66
12/9/83 H W 88-74

12/10/87 A W 73-72
12/2/89 H W 78-32
11/16/01 H W 69-43
12/4/02 A W 76-67
1/1/04 H W 72-33
12/1/04 A W 86-56
12/7/07 H L 51-69
11/29/08 A L 53-68
11/18/09 H W 75-59
12/12/10 A W 67-57
11/15/22 H W 71-55

ST. MARY'S (TEXAS)

Missouri State leads 1-0
H: 1-0 A: 1-0 N: 0-0
12/29/83 A W 94-79

SAMFORD (ALA.)

Missouri State leads 1-0
H: 1-0 A: 0-0 N: 0-0
3/21/10 H W 75-54

SAN JOSE (CALIF.) STATE

Missouri State leads 1-0
H: 0-0 A: 0-0 N: 1-0
12/3/88 N W 75-60

SANTA CLARA (CALIF.)

Series tied 1-1
H: 1-0 A: 0-1 N: 0-0
11/24/18 A L 73-77
11/22/19 H W 71-64

SETON HALL (N.J.)

Missouri State trails 0-1
H: 0-0 A: 0-0 N: 0-1
11/12/06 N L 55-62

SIMPSON (IOWA)

Series tied 2-2
H: 2-0 A: 0-2 N: 0-0
1/10/77 H W 85-67
12/10/77 A L 72-75
12/1/79 H W 73-52
11/22/80 A L 66-71

SOUTH DAKOTA

Series tied 1-1
H: 0-1 A: 1-0 N: 0-0
12/4/18 H L 74-85
11/25/19 A W 74-66

1/29/06 H L 47-64
2/24/06 A L 47-66
3/11/06 H W 62-59
1/19/07 H W 72-70
2/17/07 A L 72-90
1/17/08 A W 78-55
2/16/08 H W 73-56
1/2/09 H L 62-65
3/7/09 A L 64-72
1/2/10 H W 90-80
3/4/10 A W 95-79
1/6/11 A L 69-80
2/6/11 H L 59-67
3/13/11 N L 41-69
12/31/11 A L 54-62
3/1/12 H W 80-68
1/10/13 A L 52-75
2/10/13 H L 78-82
1/20/14 H L 60-68
2/14/14 A L 60-79
2/1/15 A L 56-64
2/27/15 H W 72-70
1/10/16 H L 60-65
2/5/16 A W 78-75 (OT)
3/13/16 N W 71-58
12/30/16 H L 54-61
3/4/17 A L 64-65
1/7/18 H W 62-52
2/2/18 A W 57-52
3/10/18 N L 58-70
2/3/19 A W 63-58
3/1/19 H W 58-48
3/16/19 N W 89-64
1/12/20 H W 80-66
2/7/20 A W 66-55
1/15/21 A W 70-51
1/16/21 A W 64-60
1/13/22 A L 65-74
2/13/22 H W 66-57
3/12/22 N L 57-63
1/26/23 H W 71-67
3/4/23 A L 67-86

1/20/79 A L 58-73
2/24/79 N L 42-61
1/14/80 H L 62-75
2/16/81 A L 73-82
1/23/82 H W 71-66
1/28/83 A L 63-74

NORTHWESTERN (ILL.)

Series tied 2-2
H: 2-0 A: 0-1 N: 0-1
12/17/95 N L 76-84
11/29/97 H W 73-70
11/16/16 A L 52-75
12/16/17 H W 90-59

NORTHWESTERN (LA.) STATE

Missouri State leads 1-0
H: 1-0 A: 0-0 N: 0-0
11/19/99 H W 71-57

NOTRE DAME (IND.)

Missouri State trails 0-2
H: 0-0 A: 0-1 N: 0-1
3/13/98 N L 78-64
3/21/04 A L 69-65

OHIO STATE

Missouri State trails 0-1
H: 0-0 A: 0-0 N: 0-1
3/19/22 N L 56-63

OKLAHOMA

Series tied 4-4
H: 2-1 A: 2-2 N: 0-1
1/12/80 N L 66-68
12/13/96 H W 81-58
12/3/97 A W 81-65
12/1/00 A L 82-89
12/16/00 H W 69-61
12/11/04 A L 71-74
12/10/06 H L 57-68
11/14/19 A W 96-90

OKLAHOMA STATE


Missouri State trails 3-11
H: 2-4 A: 1-7 N: 0-0
1/11/78 A W 69-65
12/9/78 H L 40-67
2/3/79 A L 68-83
12/14/79 A L 64-89
3/17/93 H W 86-71
12/2/99 A L 58-66
11/29/00 H W 78-44
12/8/11 A L 57-80
3/22/12 A L 57-70
11/13/12 H L 71-74
11/22/14 A L 36-77
11/23/15 H L 55-74

NORTHERN KENTUCKY

Missouri State leads 1-0
H: 1-0 A: 0-0 N: 0-0
12/1/12 H W 70-67

NORTHWEST MISSOURI STATE

Missouri State trails 4-9
H: 4-2 A: 0-5 N: 0-2
12/7/73 H W 57-56
11/30/74 H W 62-61
2/23/75 H W 61-56
2/7/76 H L 55-74
1/31/77 A L 60-80
2/27/77 N L 60-81
1/21/78 A L 65-72



Alexia Willard



SOUTH DAKOTA STATE

Missouri State leads 2-1
H: 0-1 A: 2-0 N: 0-0
3/7/74 A W 72-43
12/19/20 H L 52-60
12/6/21 A W 55-52

SOUTHEAST MISSOURI STATE

Missouri State leads 12-2
H: 8-0 A: 4-2 N: 0-0
2/1/76 A W 95-44
2/11/77 H W 93-38
1/28/78 A W 73-49
11/18/78 H W 69-67
2/5/80 A W 57-51
11/18/80 H W 84-69
1/29/82 A L 68-84
11/26/02 H W 85-76
12/23/03 H W 87-59
12/22/04 H W 73-64
11/14/08 A L 64-67
11/21/09 H W 72-46
12/21/12 A W 69-55
12/21/13 H W 77-66

SOUTHEASTERN LOUISIANA

Missouri State leads 1-0
H: 0-0 A: 1-0 N: 0-0
12/9/89 A W 95-44

SOUTHERN CALIFORNIA (USC)

Missouri State leads 2-1
H: 0-0 A: 1-0 N: 1-1
11/28/98 N W 80-69
11/22/16 N L 67-89
11/20/21 A W 67-41

SOUTHERN ILLINOIS

Missouri State leads 61-30
H: 35-11 A: 23-19 N: 3-0
1/15/77 H L 64-67
1/27/78 A L 44-55
11/25/78 H L 56-66
11/24/79 H L 43-65
2/4/83 A L 62-72
1/27/84 A L 55-87
2/24/84 H L 52-76
1/31/85 H L 58-64
3/2/85 A L 37-52
1/6/86 A L 33-75
3/5/86 H L 64-86
12/30/86 H L 64-77

2/26/87 A L 48-68
1/17/88 H L 68-76
2/11/88 A L 48-68
1/19/89 A L 53-63
2/18/89 H L 50-53
1/25/90 H W 69-54
2/24/90 A L 59-70
1/2/91 A L 58-72
3/2/91 H W 72-60
3/9/91 H W 74-61
1/4/92 H W 90-63
3/5/92 A W 73-63
3/14/92 H W 86-69
1/8/93 H W 65-58
2/25/93 A W 68-57
3/13/93 H W 54-53
1/27/94 H W 91-48
2/26/94 A W 69-65
1/2/95 A L 60-74
3/4/95 H W 74-67 (OT)
1/4/96 H W 77-63
3/2/96 A L 51-62
1/26/97 A W 70-63
2/22/97 H L 65-80
12/28/97 H W 89-80
2/26/98 A W 65-60
2/18/99 A W 76-56
2/27/99 H W 85-47
3/4/99 N W 73-58
1/13/00 H W 69-41
2/13/00 A W 78-52
1/11/01 A W 81-70
2/9/01 H W 89-70
1/12/02 H W 86-48
2/10/02 A W 69-57
1/3/03 A W 69-56
3/6/03 H W 86-56
1/24/04 A W 84-53
2/21/04 H W 89-35
1/8/05 H W 78-48
2/5/05 A W 89-63
1/12/06 H W 69-52
2/10/06 A W 62-55
12/30/06 H L 38-65
3/1/07 A L 47-60
1/12/08 H W 77-67
2/8/08 A W 78-58
1/31/09 A L 58-69
3/1/09 H W 69-57
1/28/10 A W 69-68
2/26/10 H W 83-72
12/31/10 H W 82-50

3/5/11 A W 70-58
1/19/12 A L 72-78
2/19/12 H W 81-61
1/27/13 A W 79-72
2/21/13 H W 81-74
2/2/14 H W 76-58
2/27/14 A W 93-76
3/13/14 N W 61-39
1/23/15 H W 61-57
2/20/15 A W 73-57
1/24/16 H W 82-77
2/19/16 A L 61-69
1/15/17 A W 78-60
2/10/17 H W 73-59
1/26/18 A L 69-71 (OT)
2/23/18 H W 79-61
1/13/19 H W 66-51
2/8/19 A W 70-58
1/17/20 A L 68-70
2/15/20 H W 88-57
1/27/21 H W 61-44
2/24/21 A W 67-55
3/12/21 N W 70-59
2/4/22 A L 49-65
2/6/22 H W 53-52
1/11/23 H W 78-57
2/1/23 A W 70-68

SU EDWARDSVILLE

Missouri State leads 7-0
H: 4-0 A: 2-0 N: 1-0
11/14/81 A W 73-56
11/26/82 H W 97-74
2/17/83 H W 92-52
12/22/09 A W 76-60
12/9/10 H W 68-39
12/6/14 H W 75-69
12/21/18 N W 68-65

SMU (TEXAS)

Missouri State leads 1-0
H: 1-0 A: 0-0 N: 0-0
3/17/05 H W 83-56

SOUTHERN (LA.)

Missouri State leads 2-0
H: 1-0 A: 1-0 N: 0-0
1/15/83 A W Forfeit
12/18/21 H W 72-43

SOUTHWEST BAPTIST (MO.)

Missouri State leads 4-0
H: 2-0 A: 2-0 N: 0-0
1/15/74 H W 66-18
2/18/74 A W 81-26
1/18/75 H W 102-44
2/10/75 A W 93-25

SOUTHWEST MINNESOTA STATE

Missouri State leads 1-0
H: 0-0 A: 0-0 N: 1-0
3/12/81 N W 65-58

SOUTHWESTERN (KAN.)

Missouri State leads 1-0
H: 0-0 A: 0-0 N: 1-0
11/28/81 N W 78-41

STANFORD (CALIF.)


Missouri State trails 0-4
H: 0-0 A: 0-1 N: 0-3
12/18/93 A L 63-74
11/27/15 N L 65-82
3/30/19 N L 46-55
3/28/21 N L 62-89

STEPHEN F. AUSTIN (TEXAS) ST.

Missouri State leads 2-0
H: 0-0 A: 0-0 N: 2-0
12/1/84 N W 81-75
12/19/08 N W 82-63

CHATTANOOGA (TENN.)

Missouri State leads 1-0
H: 0-0 A: 0-0 N: 1-0
12/20/08 N W 77-68



Roshonda Reed

TENNESSEE

Missouri State trails 0-1
H: 0-0 A: 0-1 N: 0-0
3/16/91 A L 47-55

UT MARTIN

Missouri State leads 1-0
H: 1-0 A: 0-0 N: 0-0
12/17/22 H W 68-59

TENNESSEE TECH

Series tied 1-1
H: 1-1 A: 0-0 N: 0-0
12/16/85 H L 77-94
3/13/91 H W 94-64

TEXAS A&M

Series tied 2-2
H: 2-0 A: 0-2 N: 0-0
1/8/80 A L 44-66
11/30/91 H W 83-78

3/24/05 H W 62-60
3/19/16 A L 65-74

TEXAS A&M-CORPUS CHRISTI

Missouri State leads 1-0
H: 1-0 A: 0-0 N: 0-0
11/8/19 H W 79-51

TEXAS CHRISTIAN (TCU)

Missouri State trails 2-3
H: 1-0 A: 1-2 N: 0-1
12/10/99 H W 76-56
12/15/01 A L 44-77
11/29/14 N L 68-82
3/17/18 A L 51-86
12/9/22 A W 63-59

TEXAS RIO GRANDE VALLEY

Missouri State leads 1-0
H: 1-0 A: 0-0 N: 0-0
1/22/04 H W 69-34



Yen Quach



Lynn Strubberg



Tara Mitchem

VALPARAISO (IND.)

Missouri State leads 10-1
H: 4-0 A: 6-1 N: 0-0

1/19/18	H	W	83-60
2/18/18	A	W	66-60
1/27/19	H	W	108-63
2/22/19	A	W	77-58
1/5/20	A	W	81-68
3/5/20	H	W	85-70
1/30/21	A	W	61-51
1/31/21	A	W	74-73
1/2/22	H	W	74-62
3/3/22	A	W	66-46
1/14/23	A	L	68-77

VANDERBILT (TENN.)

Missouri State trails 0-3
H: 0-1 A: 0-2 N: 0-0

12/29/85	A	L	53-102
12/5/92	A	L	59-72
12/7/94	H	L	37-72

VIRGINIA

Missouri State trails 0-1
H: 0-0 A: 0-1 N: 0-0

3/19/94	A	L	63-67
---------	---	---	-------

VIRGINIA TECH

Missouri State leads 2-0
H: 1-0 A: 0-0 N: 1-0

11/17/94	H	W	61-45
11/26/21	N	W	76-68

WAKE FOREST (N.C.)

Missouri State trails 0-2
H: 0-1 A: 0-0 N: 0-2

11/28/87	H	L	55-69
11/29/20	N	L	59-68

WASHINGTON

Missouri State trails 1-2
H: 0-1 A: 0-0 N: 1-1

12/2/88	N	L	57-95
11/20/94	H	L	77-85
3/26/01	N	W	104-87

WAYNE (NEB.) STATE

Missouri State leads 2-1
H: 0-1 A: 0-0 N: 2-0

3/8/75	N	W	67-64
11/28/75	H	L	50-75
11/28/80	N	W	69-60

WEST TEXAS A&M

Missouri State trails 0-1
H: 0-1 A: 0-0 N: 0-0

11/30/85	H	L	64-77
----------	---	---	-------

WEST VIRGINIA

Missouri State leads 2-0
H: 1-0 A: 0-0 N: 1-0

11/27/03	N	W	82-64
3/31/05	H	W	78-70

WESTERN ILLINOIS

Missouri State leads 20-5
H: 13-1 A: 6-4 N: 1-0

11/30/80	N	W	57-55
2/22/82	H	L	74-78
2/19/83	A	L	64-70
1/12/84	H	W	103-101
2/11/84	A	L	78-87
1/16/85	H	W	80-75
2/14/85	A	W	86-68
1/11/86	H	W	86-62
2/8/86	A	W	90-78
1/10/87	H	W	71-54
2/5/87	A	W	84-74
1/21/88	A	L	65-65
2/20/88	H	W	84-78
1/7/89	H	W	69-59
2/4/89	A	L	53-78
1/11/90	H	W	69-57
2/10/90	A	W	77-65
1/6/91	H	W	88-64
2/3/91	A	W	87-70
1/18/92	H	W	97-74

2/13/92	A	W	109-45
12/4/95	H	W	96-48
12/14/02	H	W	72-55
12/7/05	H	W	46-41
12/21/06	H	W	47-44

WESTERN KENTUCKY

Missouri State trails 3-4
H: 2-2 A: 1-1 N: 0-1

4/4/92	N	L	72-84
1/1/93	A	W	60-59
11/30/93	H	W	84-59
1/29/01	H	L	69-74
2/12/02	H	W	89-63
12/29/07	A	L	64-82
12/7/08	H	L	70-77

WICHITA (KAN.) STATE

Missouri State leads 51-37
H: 33-12 A: 18-21 N: 0-4

11/26/76	H	L	63-73
1/22/77	H	L	63-71
11/25/77	H	W	84-42
2/3/78	A	W	76-67
2/16/79	H	W	82-76
12/15/79	A	L	68-86
2/20/81	H	L	52-64
2/5/82	A	L	47-71
2/12/83	H	W	62-60
1/21/84	H	L	68-70
2/18/84	A	W	73-30
1/5/85	H	W	72-69
3/6/85	A	L	50-74
2/1/86	H	W	64-62
3/1/86	A	L	63-72
1/18/87	A	L	55-56
2/14/87	H	W	64-58
1/2/88	H	L	60-68
1/30/88	A	W	82-71
1/14/89	A	W	71-66
2/11/89	H	W	72-70
1/4/90	H	W	73-66
3/3/90	A	W	75-61
1/26/91	A	W	74-57
2/23/91	H	W	75-56
1/25/92	H	W	98-64
2/22/92	A	W	84-53
2/13/93	H	W	94-64
2/6/93	A	W	70-60
1/4/94	A	W	74-69
3/5/94	H	W	89-56
1/25/95	H	W	69-52
2/25/95	A	W	78-70
3/10/95	H	W	67-55
1/20/96	A	W	69-66
2/17/96	H	W	68-65
1/3/97	H	W	55-49
2/1/97	A	L	48-57
1/17/98	A	L	82-87
2/14/98	H	W	75-49
12/27/98	A	L	55-58
2/6/99	H	W	73-70
1/3/00	H	W	64-54
3/4/00	A	L	82-87
1/27/01	H	W	76-60
2/25/01	A	W	89-85 (OT)
1/18/02	A	W	81-66
2/16/02	H	W	65-60
3/7/02	H	L	44-75
1/30/03	A	W	80-48
3/2/03	H	W	79-66
1/4/04	H	W	76-63
3/6/04	A	W	81-71
3/11/04	H	W	79-60
1/30/05	A	W	96-55
2/27/05	H	W	79-50
1/3/06	H	L	89-92 (OT)
3/4/06	A	L	65-68
1/7/07	H	L	68-75
2/3/07	A	L	65-68
2/2/08	A	L	69-73
3/2/08	H	W	73-55
1/24/09	A	L	62-66
2/21/09	H	W	75-65
3/12/09	N	L	51-52
1/23/10	H	L	85-93 (OT)
2/20/10	A	L	65-73

3/12/10	N	L	75-80
1/21/11	H	W	71-41
2/17/11	A	L	52-69
1/14/12	A	L	51-53
2/10/12	H	W	85-67
1/3/13	A	L	64-76
3/9/13	H	L	69-74
1/5/14	H	L	68-98
3/9/14	A	L	56-93
3/14/14	N	L	53-71
1/9/15	H	L	59-71
2/8/15	A	L	50-69
3/15/15	N	L	71-85
1/30/16	A	W	77-57
2/27/16	H	W	74-45
1/6/17	H	W	73-62
2/5/17	A	W	65-60
11/29/17	A	L	58-72
12/7/17	H	W	94-71
11/10/18	A	L	60-63 (OT)
12/4/19	H	W	68-55

WILLIAM JEWELL (MO.)

Missouri State leads 2-0
H: 2-0 A: 0-0 N: 0-0

12/31/19	H	W	111-39
12/3/21	H	W	81-26

WILLIAM PENN (IOWA)

Missouri State trails 0-3
H: 0-0 A: 0-0 N: 0-3

3/9/74	N	L	54-62
3/14/81	N	L	61-75
11/27/82	N	L	68-72

WILLIAM WOODS (MO.)

Missouri State trails 1-4
H: 1-1 A: 0-3 N: 0-0

1/31/79	H	L	55-62
12/11/79	A	L	49-78
2/21/80	A	L	54-80
2/6/81	H	W	65-48
2/13/82	A	L	66-67

WRIGHT STATE (OHIO)

Series tied 1-1
H: 0-0 A: 0-0 N: 1-1

1/16/81	N	L	63-64
3/24/21	N	W	64-39

XAVIER (LA.)

Missouri State leads 1-0
H: 0-0 A: 1-0 N: 0-0

1/12/83	A	W	59-54
---------	---	---	-------

TEXAS STATE

Missouri State leads 2-0
H: 1-0 A: 1-0 N: 0-0

12/30/83	A	W	89-82
11/30/01	H	W	73-42

TEXAS TECH

Missouri State trails 0-2
H: 0-0 A: 0-1 N: 0-1

11/25/00	N	L	77-81
3/23/03	A	L	59-67

TEXAS-ARLINGTON (UTA)

Missouri State leads 1-0
H: 1-0 A: 0-0 N: 0-0

11/27/87	H	W	70-60
----------	---	---	-------

TEXAS-EL PASO (UTEP)

Missouri State leads 1-0
H: 0-0 A: 0-0 N: 1-0

12/4/09	N	W	80-72
---------	---	---	-------

TEXAS

Missouri State trails 0-3
H: 0-0 A: 0-2 N: 0-1

11/23/91	A	L	64-76
3/16/96	N	L	55-73
11/11/07	A	L	55-92

TEXAS-SAN ANTONIO (UTSA)

Missouri State trails 1-2
H: 0-1 A: 0-1 N: 1-0

12/31/83	A	L	79-82
11/29/07	H	L	59-63
11/25/22	N	W	74-51

TEXAS WOMAN'S

Missouri State leads 1-0
H: 0-0 A: 1-0 N: 0-0

1/10/78	A	W	67-60
---------	---	---	-------

TOLEDO (OHIO)

Missouri State leads 3-1
H: 1-0 A: 1-1 N: 1-0

3/17/01	N	W	89-71
11/20/10	A	W	73-69
12/21/21	H	W	60-46
12/4/22	A	L	63-91

TRUMAN STATE (MO.)

Missouri State leads 7-3
H: 3-0 A: 3-2 N: 1-1

2/1/74	A	W	63-40
2/1/75	A	W	55-48
12/7/75	H	W	60-59
1/29/77	A	W	86-76
1/20/78	H	W	78-72
1/26/80	A	L	61-94
2/13/81	H	W	68-53
2/28/81	N	W	61-59
2/12/82	A	L	51-61
2/26/82	N	L	37-68

TULSA (OKLA.)

Missouri State leads 8-7
H: 7-2 A: 1-5 N: 0-0

1/24/81	A	L	80-84
11/24/81	H	W	75-68
2/1/83	H	W	80-74
11/22/83	A	L	73-79
12/12/84	H	W	79-70
11/29/85	H	W	86-36
12/4/86	A	W	72-50
11/15/02	H	L	80-81
11/24/04	A	L	67-71
11/27/05	H	W	73-64
12/9/06	A	L	51-70
12/4/07	H	W	72-61
11/19/08	A	L	56-64
12/8/09	H	W	88-73
3/20/15	H	L	72-78

TULANE (LA.)

Series tied 1-1
H: 1-1 A: 0-0 N: 0-0

12/4/00	H	W	67-61
12/5/01	H	L	46-49

UTAH

Missouri State leads 2-0
H: 1-0 A: 0-0 N: 1-0

12/18/90	H	W	74-67
3/16/95	N	W	49-47



Missouri Valley Conference SchoolsRecord

Belmont University, Nashville, Tenn.	0-2
Bradley University, Peoria, Ill.	65-25
Drake University, Des Moines, Iowa.	51-46
University of Evansville (Ind.)	50-13
University of Illinois, Chicago.	2-2
Illinois State University, Normal.	49-35
Indiana State University, Terre Haute.	67-18
Murray (Ky.) State University.	4-1
University of Northern Iowa, Cedar Falls.	60-31
Southern Illinois University, Carbondale.	61-30
Valparaiso (Ind.) University.	10-1

Missouri SchoolsRecord

Central Missouri State University, Warrensburg.	5-12
College of the Ozarks, Point Lookout, Mo.	0-1
Evangel University, Springfield, Mo.	7-1
Lincoln University, Jefferson City, Mo.	3-1
Missouri Southern State University, Joplin.	3-3
University of Missouri, Columbia.	13-22
University of Missouri, Kansas City.	7-1
University of Missouri, St. Louis.	7-0
Missouri School of Science & Technology, Rolla.	7-0
Missouri Western State University, St. Joseph.	3-0
Northwest Missouri State University, Maryville.	4-9
Saint Louis (Mo.) University.	14-3
Southeast Mo. State Univ., Cape Girardeau.	12-2
Southwest Baptist University, Bolivar, Mo.	4-0
Truman State University, Kirksville, Mo.	7-3
William Jewell College, Liberty, Mo.	2-0
William Woods University, Fulton, Mo.	1-4

Other SchoolsRecord

University of Alabama, Tuscaloosa.	0-2
University of Alaska, Anchorage.	1-0
University of Arkansas, Fayetteville.	8-19
University of Arkansas, Little Rock.	14-4
University of Arkansas, Pine Bluff.	2-0
Arkansas State University, Jonesboro.	10-9
Arkansas Tech University, Russellville.	2-0
Auburn (Ala.) University.	0-1
Ball State University, Muncie, Ind.	1-1
Baylor University, Waco, Texas.	2-3
Benedictine College, Atchison, Kan.	1-0
Boise (Idaho) State University.	1-0
Brigham Young University, Provo, Utah.	1-0
University of California, Davis.	1-0
University of California, Los Angeles.	1-0
University of California, Santa Barbara.	2-0
California State University, Dominguez Hills.	1-0
California State University, Northridge.	2-0
California State University, Sacramento.	1-0
California Poly State University, Pomona.	0-1
Canisius College, Buffalo, N.Y.	1-0
University of Central Florida, Orlando.	1-0
Central Michigan University, Mt. Pleasant.	0-1
Chicago (Ill.) State University.	1-0
College of Charleston (S.C.).	0-1
Coastal Carolina University, Conway, S.C.	1-0
University of Colorado, Boulder.	0-3
Colorado State University, Fort Collins.	0-1
Coppin State University, Baltimore, Md.	2-0
Creighton University, Omaha, Neb.	31-19
Davidson (N.C.) College.	1-0
University of Denver (Colo.)	0-2
DePaul University, Chicago, Ill.	1-5
Dickinson (N.D.) State University.	1-0
Duke University, Durham, N.C.	1-0
East Tennessee State University, Johnson City.	1-0
Eastern Illinois University, Charleston.	9-11

Other SchoolsRecord

Eastern Kentucky University, Richmond.	2-2
Eastern Michigan University, Ypsilanti.	1-1
Eckerd College, St. Petersburg, Fla.	1-0
Emporia (Kan.) State University.	2-4
Florida Gulf Coast University, Fort Myers.	1-0
Florida International University, Miami.	2-0
Florida Southern College, Lakeland.	1-0
Florida State University, Tallahassee.	4-0
Georgetown University, Washington, D.C.	0-2
Georgia Tech, Atlanta.	0-1
Gonzaga University, Spokane, Wash.	1-3
Grambling (La.) State University.	3-0
Grand View University, Des Moines, Iowa.	0-3
Harding University, Searcy, Ark.	1-0
University of Hawai'i, Honolulu.	0-1
University of Idaho, Moscow.	1-0
Idaho State University, Pocatello.	1-1
University of Illinois, Champaign.	1-2
Indiana University, Bloomington.	0-2
Indiana Univ.-Purdue Univ. at Indianapolis.	1-1
University of Iowa, Iowa City.	4-5
Iowa State University, Ames.	3-8
Jackson (Miss.) State University.	2-0
James Madison University, Harrisonburg, Va.	1-0
University of Kansas, Lawrence.	6-9
Kansas State University, Manhattan.	3-12
Kent (Ohio) State University.	0-1
University of Kentucky, Lexington.	1-1
Lamar University, Beaumont, Texas.	2-0
Louisiana State University, Baton Rouge.	1-2
Louisiana Tech University, Ruston.	4-1
University of Louisville (Ky.).	0-2
Loyola University, Chicago, Ill.	17-4
Loyola Marymount University, Los Angeles.	1-0
Lyon College, Batesville, Ark.	0-1
University of Maine, Orono.	1-1
Marist College, Poughkeepsie, N.Y.	1-0
Marquette University, Milwaukee, Wis.	2-1
University of Maryland, College Park.	2-0
University of Memphis (Tenn.)	1-3
McNeese State University, Lake Charles, La.	0-1
University of Miami (Fla.)	0-1
MidAmerica Nazarene University, Olathe, Kan.	1-0
Middle Tennessee State Univ., Murfreesboro.	0-3
University of Minnesota, Minneapolis.	1-0
Minnesota State University, Mankato.	1-0
University of Mississippi, Oxford.	2-0
University of Montana, Missoula.	1-1
Morehead (Ky.) State University.	0-1
Morgan State University, Baltimore, Md.	3-0
University of Nebraska, Lincoln.	1-3
University of Nebraska, Omaha.	3-5
University of Nevada, Las Vegas.	1-0
University of New Mexico, Albuquerque.	1-0
New Mexico State University, Las Cruces.	0-1
University of New Orleans (La.)	1-2
University of North Texas, Denton.	4-1
Nicholls State University, Thibodaux, La.	2-0
Northeastern State University, Tahlequah, Okla.	0-1
University of Northern Colorado, Greeley.	1-0
Northern Illinois University, DeKalb.	1-0
Northern Kentucky University, Highland Heights.	1-0
Northwestern University, Evanston, Ill.	2-2
Northwestern State University, Natchitoches, La.	1-0
University of Notre Dame, South Bend, Ind.	0-2
Ohio State University, Columbus.	0-1
University of Oklahoma, Norman.	4-4
Oklahoma State University, Stillwater.	3-11
Old Dominion University, Norfolk, Va.	0-1

Other SchoolsRecord

Oral Roberts University, Tulsa, Okla.	9-10
University of Oregon, Eugene.	2-1
Oregon State University, Corvallis.	1-2
University of Pennsylvania, Philadelphia.	0-1
Pepperdine University, Malibu, Calif.	2-1
Phillips University, Enid, Okla.	0-4
Pittsburg (Kan.) State University.	1-0
Portland (Ore.) State University.	1-0
Providence (R.I.) College.	1-0
Purdue University, West Lafayette, Ind.	0-2
Quinnipiac University, Hamden, Conn.	0-1
University of Redlands (Calif.)	1-0
Rice University, Houston, Texas.	1-0
Richmond (Va.) University.	1-1
Rocky Mountain College, Billings, Mont.	1-0
Rutgers University, Piscataway, N.J.	1-0
St. Cloud (Minn.) State University.	1-0
Saint Leo (Fla.) University.	1-0
St. Mary's University, San Antonio, Texas.	1-0
Samford University, Birmingham, Ala.	1-0
San Jose (Calif.) State University.	1-0
Santa Clara (Calif.) University.	1-1
Seton Hall University, South Orange, N.J.	0-1
Simpson College, Indianola, Iowa.	2-2
University of South Dakota, Vermillion.	1-1
South Dakota State University, Brookings.	2-1
Southeastern Louisiana University, Hammond.	1-0
Univ. of Southern California, Los Angeles.	2-1
Southern University, Baton Rouge, La.	2-0
Southern Illinois University, Edwardsville.	7-0
Southern Methodist University, Dallas, Texas.	1-0
Southwest Minnesota State University, Marshall.	1-0
Southwestern College, Winfield, Kan.	1-0
Stanford University, Palo Alto, Calif.	0-4
Stephen F. Austin State Univ., Nacogdoches, Texas.	2-0
University of Tennessee, Chattanooga.	1-0
University of Tennessee, Knoxville.	0-1
University of Tennessee, Martin.	1-0
Tennessee Tech University, Cookeville.	1-1
Texas A&M University, College Station.	2-2
Texas A&M University, Corpus Christi.	1-0
Texas Christian University, Fort Worth.	2-3
University of Texas, Arlington.	1-0
University of Texas, Austin.	0-3
University of Texas, El Paso.	0-3
University of Texas, Rio Grande Valley, Edinburg.	1-0
University of Texas, San Antonio.	1-2
Texas State University, San Marcos.	2-0
Texas Tech University, Lubbock.	0-2
Texas Woman's University, Denton.	1-0
University of Toledo (Ohio).	3-1
University of Tulsa (Okla.).	8-7
Tulane University, New Orleans, La.	1-1
University of Utah, Salt Lake City.	2-0
Vanderbilt University, Nashville, Tenn.	0-3
University of Virginia, Charlottesville.	0-1
Virginia Tech, Blacksburg.	2-0
Wake Forest University, Winston-Salem, N.C.	0-2
University of Washington, Seattle.	1-2
Wayne (Neb.) State University.	2-1
West Texas A&M University, Canyon.	0-1
University of West Virginia, Morgantown.	2-0
Western Illinois University, Macomb.	20-5
Western Kentucky University, Bowling Green.	3-4
Wichita (Kan.) State University.	51-37
William Penn University, Oskaloosa, Iowa.	0-3
University of Wisconsin, Green Bay.	0-2
Wright State University, Dayton, Ohio.	1-1
Xavier University of New Orleans (La.)	1-0

MISSOURI STATE WOMEN'S BASKETBALL



NOV 1 | MISSOURI WESTERN (EXH)

NOV 6 | LITTLE ROCK

NOV 15 | SAINT LOUIS

NOV 22 | SEMO

NOV 26 | OKLAHOMA STATE

DEC 1 | TULANE

DEC 6 | MISSOURI

DEC 16 | WICHITA STATE

DEC 20 | BYU

DEC 21 | WESTERN KENTUCKY

DEC 30 | NORTHERN IOWA

JAN 4 | VALPARAISO

JAN 6 | UIC

JAN 11 | BRADLEY

JAN 14 | ILLINOIS STATE

JAN 19 | EVANSVILLE

JAN 21 | INDIANA STATE

JAN 26 | BELMONT

JAN 28 | MURRAY STATE

FEB 3 | SOUTHERN ILL.

FEB 9 | BELMONT

FEB 11 | MURRAY STATE

FEB 15 | INDIANA STATE

FEB 17 | EVANSVILLE

FEB 22 | DRAKE

FEB 25 | SOUTHERN ILL.

FEB 29 | BRADLEY

MAR 2 | ILLINOIS STATE

MAR 7 | UIC

MAR 9 | VALPARAISO

HOME

AWAY

