



# MORGAN STATE FOOTBALL

---

## HISTORY & RECORDS



# MSU RECORD BOOK

## RUSHING

### Rushing Yards - Game

(min. 125 yards)

271	Herb Walker	29 atts.	Holy Cross	2014
251	Jason Jackson	22 atts	Savannah State	2005
229	Ali Culpepper	32 atts.	B-Cookman	2001
221	Chad Simpson	41 atts.	W-Salem St.	2007
219	Devan James	36 atts.	Howard	2008
215	Chad Simpson	32 atts.	Norfolk State	2007
212	Ali Culpepper	44 atts.	Hampton	2001
203	Herb Walker	22 atts.	Florida A&M	2014
203	Craig Nelson	29 att.	Bowie State	2004
201	Bobby Hammond	29 atts.	N.C. A&T	1973
195	Chad Simpson	25 atts.	Towson	2007
192	Chad Simpson	26 atts.	Norfolk State	2006
182	John Sykes	29 atts.	N.C. Central	1970
181	Chad Simpson	33 atts.	N.C. A&T	2007
180	Herb Walker	20 atts.	Bowie State	2014
178	Devan James	33 atts.	Towson	2008
178	Chad Simpson	10 atts.	Bowie State	2006
177	T.J. Stallings	45 atts.	S. Carolina State	2002
172	Jay Hinton	21 atts.	Norfolk State	1998
168	Jason Jackson	33 atts.	Howard	2004
167	Jason Jackson	29 atts.	Norfolk State	2004
165	Ali Culpepper	29 atts.	Savannah State	2000
164	Jay Hinton	24 atts.	Buffalo	1998
161	Ali Culpepper	23 atts.	N.C. A&T	2000
156	George Nock	18 atts.	N.C. A&T	1967
156	DJ Golatt Jr.	20 atts.	Norfolk State	2018
154	Travis Davidson	38 atts.	Delaware State	2011
147	Ali Culpepper	24 atts.	Delaware State	1999
146	Mike Collier	11 atts.	UMES	1974
145	Jason Jackson	14 atts.	S. Carolina State	2004
145	Joshua Chase	18 atts.	Delaware State	2018
144	Jason Jackson	16 atts.	Delaware State	2004
144	Ali Culpepper	20 atts.	Towson	1999
143	Bob Hammond	24 atts.	UMES	1972
142	Chad Simpson	27 atts.	Savannah State	2007
142	Travis Davidson	25 atts.	Norfolk State	2011
142	T.J. Stallings	28 atts.	N.C. A&T	2002
141	Herb Walker Jr.	32 atts.	Howard	2014
140	Bob Hammond	29 atts.	N.C. A&T	1974
138	Ali Culpepper	25 atts.	Howard	2000
136	Travis Davidson	26 atts.	Buffalo	2012
132	Lamont Brown	18 atts.	Delaware State	2013
129	Ali Culpepper	33 atts.	Western Illinois	2000
128	Jason Jackson	19 atts.	B-Cookman	2004
128	T.J. Stallings	19 atts.	Towson	2001
127	Jay Hinton	21 atts.	Delaware State	1998
125	Jason Jackson	28 atts.	San Jose State	2004

### Rushing Yards - Season

1,408	Herb Walker Jr.	233 atts.	2014
1,402	Chad Simpson	276 atts.	2007
1,337	Devan James	292 atts.	2008
1,191	Jason Jackson	202 atts.	2004
1,169	T.J. Stallings	243 atts.	2002
1,048	Ali Culpepper	237 atts.	2001
1,007	John Sykes	193 atts.	1971
877	Jay Hinton	198 atts.	1998
853	Ali Culpepper	198 atts.	2000
840	Bob Hammond	212 atts.	1974
822	John Sykes	197 atts.	1970
819	George Rooks	109 atts.	1950
660	Ali Culpepper	135 atts.	1999
650	John Sykes	146 atts.	1969

### Rushing Yards - Career

2,727	Ali Culpepper	605 atts.	1998-01
2,548	Robert Hammonds	590 atts.	1971-74
2,539	John Sykes	536	1967-71
2,539	John Sykes	536 atts.	1969-71
2,422	Devan James	474 atts.	2006-09
2,197	Chad Simpson	423 atts.	2006-07
2,086	Alphonso Harris	457 atts.	1982-85
2,048	Lloyd McCleave	487 atts.	1975-78
1,986	Herb Walker Jr.	375 atts.	2014-17
1,858	Jason Jackson	341 atts.	2004-05
1,690	Travis Davidson	350 atts.	2011-12
1,510	T.J. Stallings	311 atts.	1999-02
1,451	James Fields	323 atts.	1980-82
1,424	Andre Thomas	314 atts.	1992-95
1,380	Tony Phillips	304 atts.	1992-93
1,337	Jimmy Joe	301 atts.	1969-71
1,268	Nathan Munford	390 atts.	1975-78
1,139	Nathan Ayers	406 atts.	1987-91

### Rushing TDs - Game

5	T.J. Stallings	Howard	2002
4	John Fuqua	Virginia Union	1966
4	Jason Jackson	Savannah State	2005
3	Herb Walker Jr.	Hampton	2014
3	Travis Davidson	Savannah State	2012
3	Travis Davidson	N.C. Central	2011
3	Delonte Williams	N.C. A&T	2010
3	Chad Simpson	Savannah State	2007
3	Ali Culpepper	B-Cookman	2001
3	T.J. Stallings	S. Carolina St.	2002
3	Jason Jackson	Howard	2004
3	Bradshaw Littlejohn	Hampton	2004
3	Bradshaw Littlejohn	Delaware State	2004
3	Craig Nelson	Bowie State	2004
3	Craig Nelson	Gardner-Webb	2004
3	Leroy Kelly	Delaware State	1963
3	Kenneth Duke	Maryland State	1965
3	Ronald Savage	Virginia Union	1966
3	George Nock	Delaware State	1968
3	Craig Gee	Virginia Union	1970
3	Oliver Dobbins	Shaw	1963
3	John Sykes	Norfolk State	1967
3	John Fuqua	Virginia Union	1966
3	Eugene Neal	Norfolk State	1968
3	Custavious. Patterson	Florida A&M	2000

### Rushing TDs - Season

19	T.J. Stallings	2002
18	Bradshaw Littlejohn	2004
14	Chad Simpson	2007
13	Herb Walker Jr.	2014
13	Ali Culpepper	2001
12	Travis Davidson	2012
11	Tony Phillips	1993
9	Chad Simpson	2006
9	Jason Jackson	2005
9	Byron Selby	2005
9	Jason Jackson	2004
8	Craig Gee	1970
7	Allen Rose	1976
7	Ali Culpepper	2000
6	Craig Nelson	2004
6	Craig Nelson	2005
5	John Sykes	1971
5	Jay Hinton	1998
5	Bob Hammond	1974



Leroy Kelly helped lead the Bears to a 1962 CIAA Championship and was MVP of the 1963 Orange Blossom Game.



Herb Walker Jr. set MSU's single game record by rushing for 271 yards on 29 carries at Holy Cross.



Devan James is fourth on MSU's all-time career rushing list with 2,422 yards.







Ali Culpepper is MSU's all-time career rushing leader with 2,727 yards.



T.J. Stallings proved to be a very valuable offensive weapon for the Bears. He was named 2002 Black College All-American following a record-breaking season as he averaged 4.8 yards per carry and rushed for 1,169 yards.



Chad Simpson ranks fifth on MSU's all-time career rushing list with 2,197 yards in just two seasons ('06 & '07). He was the 2007 MEAC Offensive Player of the Year.



### Rushing Attempts - Career

605	Ali Culpepper	2,727 yards	1998-01
590	Robert Hammonds	2,548 yards	1971-74
536	John Sykes	2,539 yards	1969-71
487	Lloyd McCleave	2,048 yards	1975-78
474	Devan James	2,422 yards	2006-09
474	Herb Walker Jr.	2,376 yards	2014-17
457	Alphonso Harris	2,086 yards	1982-85
423	Chad Simpson	2,197 yards	2006-07
406	Nathan Ayers	1,139 yards	1987-91
390	Nathan Munford	1,268 yards	1975-78
368	Craig Nelson	1,643 yards	2003-06
350	Travis Davidson	1,690 yards	2011-12
341	Jason Jackson	1,858 yards	2004-05
323	James Fields	1,451 yards	1980-82
314	Andre Thomas	1,424 yards	1992-95
311	T.J. Stallings	1,510 yards	1999-02
304	Tony Phillips	1,380 yards	1992-93
301	Jimmy Joe	1,337 yards	1969-71

### Rushing Yards Per Game - Season

132.3	Jason Jackson	1,191 in 9	2004
127.5	Chad Simpson	1,402 in 11	2007
117.3	Herb Walker Jr.	1,408 in 12	2014
106.2	T.J. Stallings	1,169 in 11	2002

### Rushing Yards Per Game - Career

99.9	Chad Simpson	2,197 in 22	2006-07
90.9	Ali Culpepper	2,727 in 30	1998-01

### Consecutive Game Rushing 100 Yards or More - Season

5	Jason Jackson	2004
5	Chad Simpson	2007

### Most 100 Yard Games - Season

8	Ali Culpepper	
7	Jason Jackson	2004
7	Herb Walker Jr.	2014
4	Ali Culpepper	2000
2	Chad Simpson	2006

### Most 100 Yard Games - Career

10	Chad Simpson	2006-07
9	Jason Jackson	2004-05
8	Ali Culpepper	1998-01

### Longest Rush

98	Alphonso Harris	UConn	1984
87	Eric Harrell	B-Cookman	2017
80	Alphonso Harris	Virginia Union	1983
80	Travis Davidson	Savannah State	2012
75	Joshua Chase	Delaware State	2018
75	Bobby Gordon	Virginia Union	1956
65	Devan James	B-Cookman	2007
63	Devan James	Florida A&M	2009
61	Travis Davidson	Bowling Green	2011
59	David Brown	Florida A&M	2010
56	Chad Simpson	Towson	2008
52	Mario Melton	N.C. A&T	2008

### Rushing TDs - Career

28	Ali Culpepper	1998-01
23	John Sykes	1969-71
23	Chad Simpson	2006-07
19	T.J. Stallings	1999-02
19	Travis Davidson	2011-12
16	Herb Walker Jr.	2014-17

### Rushing Attempts - Game

45	T.J. Stallings	177 yards	S.Carolina St.	2002
44	Ali Culpepper	212 yards	Hampton	2001
41	Chad Simpson	221 yards	W-Salem St.	2007
38	Tracy Martin	154 yards	Delaware State	2011
36	Devan James	219 yards	Howard	2008
33	Devan James	178 yards	Towson	2008
33	Chad Simpson	181 yards	N.C. A&T	2007
32	Chad Simpson	215 yards	Norfolk State	2007
32	Herb Walker Jr.	141 yards	Howard	2014
32	Ali Culpepper	229 yards	B-Cookman	2001
29	John Sykes	182 yards	N.C. Central	1970
29	Bob Hammond	140 yards	N.C. A&T	1974

### Rushing Attempts - Season

291	Devan James	1,320 yards	2008
276	Chad Simpson	1,402 yards	2007
243	T.J. Stallings	1,169 yards	2002
237	Ali Culpepper	1,048 yards	2001
233	Herb Walker Jr.	1,408 yards	2014
212	Bob Hammond	840 yards	1974
206	Travis Davidson	958 yards	2012
202	Jason Jackson	1,191 yards	2004
198	Jay Hinton	877 yards	1998
198	Ali Culpepper	853 yards	2000
193	John Sykes	1,007 yards	1971
177	John Sykes	752 yards	1970







Bradshaw "The Big Show" Littlejohn ranks fourth on MSU's all-time career passing list with 4,556 yards and also holds the school's single season records for completions (182) and touchdown passes (33). He was the 2004 MEAC Offensive Player of the Year.



Moses Skillon set a school record when he tossed five touchdowns against Delaware State in 2014.

## PASSING

### Passing Yards - Game

515	LeJominick Washington	31 of 46	N.C. A&T	2001
484	Orlando Persell	---	Florida A&M	1992
392	Bradshaw Littlejohn	32 of 58	S.C. State	2004
340	Bradshaw Littlejohn	28 of 47	Hampton	2004
339	Bradshaw Littlejohn	21 of 44	B-Cookman	2004
327	Moses Skillon	24 of 42	Norfolk St.	2015
303	Elijah Staley	17 of 39	N.C. A&T	2017
289	Moses Skillon	25 of 43	S.C. State	2014
287	Robert Council	20 of 27	Hampton	2013
285	Moses Skillon	23 of 45	Richmond	2014
285	Robert Council	18 of 28	E. Michigan	2014
279	Bradshaw Littlejohn	16 of 33	TX Southern	2004
276	Darrell Coulter	---	N.C. A&T	1979
265	Russell Jollivet	---	Hampton	1965
251	Byron Selby	13 of 37	Norfolk St.	2005

### Passing Yards - Season

2,643	Bradshaw Littlejohn	182 of 359		2004
2,469	Michael Moore	178 of 375		1995
2,023	Byron Selby	164 of 354		2005
1,761	Darrell Coulter	---		1980
1,616	Moses Skillon	138 of 273		2015
1,464	Darrell Coulter	90 of 206		1979
1,463	Elijah Staley	125 of 266		2017
1,497	LeJominick Washington	110 of 218		2001
1,457	Carlton Jackson	141 of 240		2009
1,392	Moses Skillon	115 of 204		2014
1,366	Chris Andrews	110 of 230		2016
1,286	Jeff Freland	77 of 171		1970
1,204	Jeff Freland	78 of 154		1969
1,116	Seth Higgins	97 of 186		2011
1,115	Robert Council	98 of 195		2012
1,063	Daryl Johnson	62 of 114		1967
1,030	Allen Rose	74 of 163		1976
1,009	DeAndre Harris	80 of 155		2018

### Pass Yards - Career

5,197	Michael Moore	375 of 809		1992-95
5,066	Darryl Jackson	369 of 876		1986-89
4,860	Orlando Persell	333 of 658		1990-93
4,556	Bradshaw Littlejohn	300 of 614		2001-04
4,131	Darrel Coulter	277 of 601		1979-82
4,113	Jeff Freland	---		1968-72
3,325	Willie McGirt	240 of 525		1996-99
2,726	Allen Rose	193 of 442		1973, 75-77

### Pass Attempts - Game

58	Bradshaw Littlejohn	32 completions	S.C. State	2004
56	Orlando Persell	30 completions	Youngstown St.	1993
47	Bradshaw Littlejohn	28 completions	Hampton	2004
46	Bradshaw Littlejohn	20 completions	G. Webb	2004
46	Elijah Staley	23 completions	Towson	2017
46	Byron Selby	20 completions	B-Cookman	2005
45	Moses Skillon	23 completions	Richmond	2014
44	Bradshaw Littlejohn	21 completions	B-Cookman	2004
43	Moses Skillon	25 completions	S.C. State	2014
43	Byron Selby	23 completions	S.C. State	2005
42	Moses Skillon	24 completions	Norfolk St.	2015
40	Seth Higgins	22 completions	N.C. A&T	2011
39	DJ Golatt Jr.	19 completions	B-Cookman	2018
38	Moses Skillon	23 completions	Villanova	2014
37	Moses Skillon	21 completions	Hampton	2014
37	Byron Selby	13 completions	Norfolk St.	2005
34	Chris Andrews	21 completions	Holy Cross	2016
34	Byron Selby	20 completions	Bowie State	2005
34	Byron Selby	12 completion	N.C. A&T	2005
34	Byron Selby	15 completions	Del. State	2005

33	Bradshaw Littlejohn	16 completions	TX Southern	2004
32	Jeff Freland	18 completions	Norfolk St.	1971
32	Don Dickerson	16 completions	Bowie State	2010
32	Darryl Coulter	13 completions	N.C. A&T	1979
31	Seth Higgins	14 completions	S. Heart	2012
31	Byron Selby	16 completions	Towson	2005
30	Byron Selby	17 completions	Fla. A&M	2005
30	Gregory Grimes	15 completions	N.C. Central	1972

### Pass Attempts - Season


375	Michael Moore	178 completions		1995
359	Bradshaw Littlejohn	182 completions		2004
354	Byron Selby	164 completions		2005
266	Elijah Staley	125 completions		2017
241	Jeff Freland	128 completions		1980
230	Chris Andrews	110 completions		2016
218	LeJom. Washington	110 completions		2001
206	Darrell Coulter	90 completions		1979
183	Cust. Patterson	82 completions		2000
171	Jeff Freland	77 completions		1970
155	DeAndre Harris	80 completions		2018
148	Mario Melton	70 completions		2006
140	Mario Melton	65 completions		2007

### Pass Attempts - Career

876	Daryl Jackson	369 completions		1986-89
809	Michael Moore	375 completions		1992-95
658	Orlando Persell	333 completions		1990-93
614	Bradshaw Littlejohn	300 completions		2002-04
601	Darrel Coulter	277 completions		1979-82
525	Willie McGirt	240 completions		1996-99
442	Allen Rose	193 completions		1973, 75-77

### Passing Completions - Game

32	Bradshaw Littlejohn	59 attempts	S.C. State	2004
30	Orlando Persell	56 attempts	Youngstown St.	1993
28	Bradshaw Littlejohn	47 attempts	Hampton	2004
25	Moses Skillon	43 attempts	S.C. State	2014
24	Moses Skillon	42 attempts	Norfolk St.	2015
23	Elijah Staley	46 attempts	Towson	2017
23	Moses Skillon	38 attempts	Villanova	2014
23	Byron Selby	43 attempts	S.C. State	2005
22	Seth Higgins	40 attempts	N.C. A&T	2011
21	Moses Skillon	37 attempts	Hampton	2014



Darryl Johnson





21	Chris Andrews	34 attempts	Holy Cross	2016
21	Bradshaw Littlejohn	44 attempts	B-Cookman	2004
20	Robert Council	27 attempts	Hampton	2013
20	Bradshaw Littlejohn	46 attempts	G. Webb	2004
18	Jeff Freland	32 attempts	Norfolk St.	1971
17	Carlton Jackson	24 attempts	Hampton	2009

### Pass Completions - Season

182	Bradshaw Littlejohn	359 attempts	2004
178	Michael Moore	375 attempts	1995
164	Byron Selby	354 attempts	2005
128	Darrell Coulter	241 attempts	1980
125	Elijah Staley	266 attempts	2017
110	Chris Andrews	230 attempts	2016
110	LeJom. Washington	218 attempts	2001

### Pass Completions - Career

375	Michael Moore	809 attempts	1992-95
369	Darryl Jackson	876 attempts	1986-89
333	Orlando Persell	658 attempts	1990-93
300	Bradshaw Littlejohn	614 attempts	2002-04
277	Darrel Coulter	601 attempts	1979-82
240	Willie McGirt	525 attempts	1996-99
193	Allen Rose	442 attempts	1973, 75-77

### Passes Had Intercepted - Game

5	Bradshaw Littlejohn	21 of 44	B-Cookman	2004
4	Gregory Grimes	15 of 30	N.C. Central	1972
3	Bradshaw Littlejohn	20 of 46	G. Webb	2004
3	Bradshaw Littlejohn	28 of 47	Hampton	2004
3	Elijah Staley	23 of 46	Towson	2017
3	Elijah Staley	17 of 39	N.C. A&T	2017
3	Moses Skillon	23 of 38	Villanova	2014
3	Moses Skillon	23 of 45	Richmond	2014
3	Robert Council	4 of 12	Norfolk St.	2012
3	Delonte Williams	11 of 18	Delaware St.	2010
3	Don Dickerson	8 of 25	B-Cookman	2010
3	Carlton Jackson	14 of 26	Delaware St.	2009
3	Jeremy Glover	8 of 20	S.C. State	2008
3	Mario Melton	6 of 14	S.C. State	2006

### Passes Had Intercepted - Season

19	Daryl Jackson	1989
19	Michael Moore	1994
16	Bradshaw Littlejohn	2004
13	Byron Selby	2005
12	LeJom. Washington	2001
11	Elijah Staley	2017
9	Mario Melton	2006
9	Bernard Jenkins	1972
9	Cust. Patterson	2000
8	Chris Andrews	2016
8	Mario Melton	2007
8	Allen Rose	1976
8	Gregory Grimes	1972
7	Seth Higgins	2011
7	Willie McGirt	1999

### Passes Had Intercepted - Career

55	Daryl Jackson	1986-89
38	Michael Moore	1992-95
33	Orlando Persell	1990-93
32	Allen Rose	1973, 75-77
25	Bradshaw Littlejohn	2001-04
10	Willie McGirt	1996-99

### Touchdown Passes - Game

5	Moses Skillon	Delaware State	2014
4	Seth Higgins	N.C. A&T	2011
4	Bradshaw Littlejohn	Norfolk State	2004
4	LeJominick Washington	N.C. A&T	2001
4	Darrell Coulter	S. Carolina State	1979
4	Daryl Jackson	N.C. A&T	1987
4	Otis Covington	Liberty	1997
4	Willie McGirt	B-Cookman	1999
4	DJ Golatt Jr.	B-Cookman	2018
3	DJ Golatt Jr.	Norfolk State	2018
3	Elijah Staley	Towson	2017
3	Chris Andrews	Howard	2016
3	Robert Council	Eastern Michigan	2014
3	Jorge Pena	South Carolina State	2000

### Touchdown Passes - Season

18	Bradshaw Littlejohn	2004
15	Daryl Jackson	1989
15	Jeff Freland	1969
12	Jeff Freland	1970
12	Darrell Coulter	1979
11	Moses Skillon	2014
10	DeAndre Harris	2017
9	Seth Higgins	2011
9	Delonte Williams	2010
9	Mario Melton	2006
9	LeJom. Washington	2001
7	LeJom. Washington	2003
7	Willie McGirt	1999

### Touchdown Passes - Career

33	Bradshaw Littlejohn	2002-04
31	Daryl Jackson	1986-89
31	Jeff Freland	1969-71
30	Daryl Johnson	--

### Longest Pass Completion

99	Michael Moore	Florida A&M	1995
90	DeAndre Harris	UAlbany	2018
84	Byron Selby	Howard	2007
83	Elijah Staley	N.C. A&T	2017

83	Moses Skillon	Norfolk State	2015
78	Daryl Johnson	N.C. A&T	1967
75	Robert Council	E. Michigan	2014
75	Darryl Coulter	N.C. A&T	1979
74	Bradshaw Littlejohn	Delaware State	2004
74	Chas. Harrison	N.C. Central	1968
74	Dave Freland	Jackson State	1970
72	Moses Skillon	Delaware State	2014
70	DeAndre Harris	Delaware State	2017
70	LeJom. Washington	---	2001
68	Byron Selby	Norfolk State	2005
64	DJ Golatt Jr.	Delaware State	2018
64	Moses Skillon	Howard	2015
61	Willie McGirt	--	1999
61	Mario Melton	B-Cookman	2006
61	Marc Lester	--	2000
59	Seth Higgins	Savannah State	2011
55	Robert Council	Hampton	2013
55	Allen Rose	Howard	1976
54	Mario Melton	N.C. A&T	2006
53	Carlton Jackson	Florida A&M	2009
52	Robert Council	Savannah State	2011
51	Chris Andrews	Howard	2016
51	Willie McGirt	B-Cookman	1999
50	Don Dickerson	N. Dakota State	2010



*Marc Lester is MSU's all-time career receiving leader with 138 receptions for 2,065 yards. He also holds the school records for most receiving yards gained in a game (243) and TD receptions (3).*



*Kelvin Dickens was a continuous deep-ball threat for the Bears. He completed his four-year career (2002-05) as the school's leader in reception yards (2,355) and ranks No. 3 all-time in receptions (121).*




# RECEPTIONS

## Pass Receptions - Game

12	Tommy Manus	146 yards	S.C. State	2004
12	Mike Holston	195 yards	Delaware	1980
11	Andrew King	151 yards	S.C. State	2014
10	Curtis Davis	---	Norfolk State	1971
9	Curtis Henderson	140 yards	S.C. State	1979
8	Andrew King	115 yards	Howard	2015
8	Andrew King	116 yards	Delaware State	2014
8	Andrew King	46 yards	Villanova	2014
8	Amonta Poteat	75 yards	Villanova	2014
8	Winfred Diggs	103 yards	Norfolk State	2010
8	Robert Surratt	110 yards	Towson	2008
7	Everette Fullwood	---	Hampton	1967
7	Thomas Martin	86 yards	Delaware State	2016
7	Andrew King	29 yards	Norfolk State	2015
7	Chuka Okakpu	63 yards	S.C. State	2010
7	Winfred Diggs	59 yards	Hampton	2009
7	Anthony Collins	130 yards	B-Cookman	1999
7	Mark Durden	154 yards	N.C. A&T	1976
7	Marc Lester	124 yards	Howard	2000
6	Robert Surratt	71 yards	B-Cookman	2008
6	Andrew King	65 yards	Hampton	2014
6	Amonta Poteat	41 yards	Holy Cross	2016
6	L. Malbrough	75 yards	Norfolk State	2016
6	Ricky Fisk	45 yards	Hampton	2015
6	Ricky Fisk	51 yards	E. Michigan	2014
6	Andre Nelson	44 yards	Norfolk State	2011
6	Chuka Okakpu	37 yards	B-Cookman	2010
6	Winfred Diggs	47 yards	Akron	2009
6	Marc Lester	93 yards	B-Cookman	1999
6	Marc Lester	98 yards	Florida A&M	2000
6	Anthony Collins	66 yards	Delaware State	2000

## Pass Receptions - Season

62	Mike Holston	---	1980
53	Na'im Greene	674 yards	1996
44	Andrew King	489 yards	2015
44	Mark Durden	817 yards	1976
42	Andrew King	508 yards	2014
41	Ara Person	618 yards	1969
40	Tommy Manus	578 yards	2003
38	Anthony Collins	511 yards	2000
38	Winfred Diggs	276 yards	2009
38	Na'im Greene	338 yards	1995
37	Marc Lester	594 yards	2001
37	Kelvin Dickens	550 yards	2005
34	Marc Lester	620 yards	1998
32	Greg Latta	526 yards	1970
31	Corey Holmes	321 yards	2018
30	Everette Fullwood	546 yards	1965
30	Marc Lester	439 yards	2000
29	Ricky Fisk	323 yards	2015
29	Robert Surratt	322 yards	2008
29	Edwin Baptiste	314 yards	2007
29	Roderick Wolfe	498 yards	2006
28	Edwin Baptiste	336 yards	2009
28	Chuka Okakpu	325 yards	2010
28	Thomas Martin	352 yards	2013
28	Thomas Martin	400 yards	2016
28	Anthony Collins	279 yards	1996
28	Marc Lester	412 yards	1999
27	Jai Wilson	286 yards	2005
27	Winfred Diggs	262 yards	2010
27	Chris Flowers	198 yards	2011
27	Robert Surratt	340 yards	2007
27	La. Spearman	375 yards	2016
27	Anthony Collins	383 yards	1999
26	Amonta Poteat	209 yards	2016
26	Armand Walters	461 yards	2001
26	T.J. Stallings	431 yards	2001
26	Curtis Davis	340 yards	1971



*Visanthe Shiancoe was a standout tight end and was drafted by the New York Giants. He also played for the Minnesota Vikings, New England Patriots and Tennessee Titans.*

25	Deontaye White	201 yards	2018
25	Andrew King	334 yards	2012
24	Ed. Morton-Green	324 yards	2009
24	Roderick Wolfe	260 yards	2008
24	Manasseh Bailey	425 yards	2018
24	Larry Johnson	309 yards	1971
22	Travis Davidson	188 yards	2012
22	Edwin Baptiste	322 yards	2008
22	Chris Cash	276 yards	2005
22	Anthony Collins	346 yards	1997
21	Lamont Bryant	371 yards	2011
21	Roderick Wolf	383 yards	2005
20	Ron Williams	237 yards	1976
20	Kelvin Dickens	437 yards	2003
20	Sean Napper	187 yards	2005

## Pass Receptions - Career

138	Mark Lester	2,065 yards	1998-01
126	Anthony Collins	1,732 yards	1996-00
121	Kelvin Dickens	2,355 yards	2002-05
120	Na'im Green	1,558 yards	1994-97
120	Andrew King	1,425 yards	2012-15
114	Glenny Moore	1,802 yards	1987-91
113	Jesse Humphrey	2,071 yards	1992-93
106	Mark Durden	---	1972-76
104	Tommy Manus	1,236 yards	2003-04
92	Winfred Diggs	904 yards	2008-11
91	Edwin Baptiste	1,156 yards	2006-09
86	Roderick Wolfe	1,316 yards	2004-07
78	Cl. Holendorf	2,337 yards	1979-80

## Pass Reception Yards - Game

243	Marc Lester	---	Fla. A&M	1998
206	Jesse Humphrey	---	Del. State	1980
202	Everette Fullwood	7 receptions	Hampton	1965
198	Mark Durden	---	Grambling	1976
195	Mike Holston	12 receptions	Delaware	1980
168	Andrew King	6 receptions	Fla. A&M	2015
154	Mark Durden	7 receptions	N.C. A&T	1976

151	Andrew King	11 receptions	S.C. State	2014
140	Antonio Jefferson	---	Hampton	2013
140	Curtis Henderson	9 receptions	S.C. State	1979
136	Curtis Henderson	8 receptions	N.C. A&T	1979
130	Marc Lester	7 receptions	B-CU	1999
129	Mannaseh Bailey	5 receptions	B-CU	2018
129	Armand Walters	4 receptions	Towson	1999
116	Mannaseh Bailey	5 receptions	Sav. State	2017
116	Andrew King	8 receptions	N.C. A&T	2014
116	Andre Nelson	3 receptions	Norfolk St.	2011
115	Andrew King	8 receptions	Howard	2015
111	Cl. Holendorf	6 receptions	UMES	1979
110	Robert Surratt	8 receptions	Towson	2008
109	Vernon Williams	---	UMES	1973
109	Manasseh Bailey	2 receptions	UAlbany	2018
109	Herb Walker Jr.	7 receptions	Hampton	2014
108	Marc Lester	5 receptions	B-CU	1999
108	Curtis Henderson	3 receptions	N.C. A&T	1979
106	Roderick Wolfe	8 receptions	Howard	2006
106	Chad Simpson	2 receptions	Howard	2007
103	Winfred Diggs	8 receptions	Norfolk St.	2010

## Pass Reception Yards - Season

1,702	Clarence Holendorf	---	1993
817	Mark Durden	44 receptions	1976
674	Na'im Greene	53 receptions	1996
618	Ara Person	41 receptions	1969
610	Mannaseh Bailey	37 receptions	2018
594	Marc Lester	46 receptions	2001
578	Tommy Manus	40 receptions	2003
550	Kelvin Dickens	37 receptions	2005
546	Everette Fullwood	30 receptions	1965
526	Ronald Mayo	32 receptions	1970
508	Andrew King	42 receptions	2014
489	Andrew King	44 receptions	2015
461	Armand Walters	26 receptions	2001
437	Kelvin Dickens	20 receptions	2003
431	T.J. Stallings	26 receptions	2001
425	Manasseh Bailey	24 receptions	2018
413	Visanthe Shiancoe	24 receptions	2001
412	Marc Lester	28 receptions	1999
400	Thomas Martin	28 receptions	2016
383	Roderick Wolfe	21 receptions	2005
378	Greg Latta	13 receptions	1970
375	Ladarious Spearman	27 receptions	2016
371	Lamont Bryant	21 receptions	2011
352	Thomas Martin	28 receptions	2013
340	Robert Surratt	27 receptions	2007
340	Curtis Davis	26 receptions	1971
338	Na'im Greene	38 receptions	1995
334	Andrew King	25 receptions	2012
315	Tyrone Hendrix	19 receptions	2011
314	Edwin Baptiste	29 receptions	2007
309	Larry Johnson	24 receptions	1971
307	Alvin Mitchell	15 receptions	1964

## Pass Reception Yards - Career

2,355	Kelvin Dickens	121 receptions	2002-05
2,337	Clarence Holendorf	78 receptions	1979-80
2,071	Jesse Humphrey	113 receptions	1992-93
2,065	Marc Lester	138 receptions	1998-01
1,802	Glenny Moore	114 receptions	1987-91
1,723	Anthony Collins	126 receptions	1996-00
1,558	Na'im Green	120 receptions	1994-97
1,425	Andrew King	120 receptions	2012-15
1,316	Roderick Wolfe	86 receptions	2004-07
1,236	Tommy Manus	104 receptions	2003-04
1,156	Edwin Baptiste	91 receptions	2006-09
1,071	Jesse Humphrey	xx receptions	1992-93
910	Clarence Holendorf	---	1980
618	Ara Person	41 receptions	1969
593	Raymond Chester	25 receptions	1967





## Average Yards Per Catch - Game

(min. 5 catches)

28.0	Andrew King	6 for 168	Florida A&M	2015
25.8	Mannaseh Bailey	5 for 129	B-Cookman	2018
21.6	Marc Lester	5 for 108	B-Cookman	1999
18.6	Anthony Collins	7 for 130	B-Cookman	1999
16.8	Thomas Martin	5 for 84	Savannah State	2016
15.5	Herb Walker Jr.	7 for 109	Hampton	2014
15.5	Curtis Henderson	9 for 140	S.C. State	1979
15.5	Marc Lester	6 for 93	Rhode Island	1999
15.2	Andrew King	6 for 168	Florida A&M	2015
14.5	Andrew King	8 for 116	Delaware State	2014
14.3	Andrew King	8 for 115	Howard	2015
13.7	Andrew King	11 for 151	S.C. State	2014
13.2	Roderick Wolfe	8 for 106	Howard	2006
13.0	Lan. Malbrough	5 for 65	N.C. Central	2015
12.8	Winfred Diggs	8 for 103	Norfolk State	2010
12.5	Lan. Malbrough	6 for 75	Norfolk State	2016
10.8	Mannaseh Bailey	5 for 54	Florida A&M	2018

## Average Yards Per Catch - Season

(min. 20 catches)

21.9	Kelvin Dickens	20 for 437	2003
18.6	Mark Durden	44 for 817	1976
18.2	Everette Fullwood	30 for 546	1965
18.2	Roderick Wolfe	21 for 383	2005
17.7	Mannaseh Bailey	24 for 425	2018
17.7	Lamont Bryant	21 for 371	2011
17.7	Armand Walters	26 for 461	2001
17.2	Roderick Wolfe	29 for 498	2006
17.2	Visanthe Shiancoe	24 for 413	2001
16.6	T.J. Stallings	26 for 431	2001
16.5	Mannaseh Bailey	37 for 610	2017
16.4	Ronald Mayo	32 for 526	1970
15.7	Thomas Martin	22 for 346	2014
15.0	Ara Person	41 for 618	1969
14.9	Kelvin Dickens	37 for 550	2005
14.7	Marc Lester	28 for 412	1999
14.6	Edwin Baptiste	22 for 322	2008
14.4	Tommy Manus	40 for 578	2003
14.0	L. Spearman	22 for 307	2014
13.5	Ed. Morton-Green	24 for 324	2009
13.4	Andrew King	25 for 334	2012
13.0	Curtis Davis	26 for 340	1971
12.9	Marc Lester	46 for 594	2001
12.8	Larry Johnson	24 for 309	1971
12.7	Na'im Greene	53 for 674	1996
12.6	Thomas Martin	28 for 352	2013
12.5	Chris Cash	22 for 276	2005
12.2	Herb Walker Jr.	22 for 244	2014
12.1	Andrew King	42 for 508	2014
12.0	Edwin Baptiste	28 for 336	2009
11.6	Chuka Okakpu	28 for 325	2010
11.1	Andrew King	44 for 489	2015
11.1	Robert Surratt	29 for 322	2008
11.1	Ricky Fisk	29 for 323	2015
10.8	DuShon David	27 for 291	2017
10.8	Amonta Poteat	25 for 271	2017
10.6	Jai Wilson	27 for 286	2005
10.4	Corey Holmes	31 for 321	2018
9.7	Winfred Diggs	27 for 262	2010
9.4	Sean Napper	20 for 187	2005
8.0	Deontaye White	25 for 201	2018
7.8	Winfred Diggs	38 for 276	2009

## Average Yards Per Catch - Career

(min. 35 catches)

29.9	Cl. Holzendorf	2,337 yards	1979-80
19.4	Kelvin Dickens	2,355 yards	2002-05
18.3	Jesse Humphrey	2,071 yards	1992-93
15.3	Rodrick Wolfe	1,316 yards	2004-07

15.2	Glenny Moore	1,802 yards	1987-91
14.9	Marc Lester	2,065 yards	1998-01
13.7	Anthony Collins	1,723 yards	1996-00
12.9	Na'im Green	1,558 yards	1994-97
12.7	Edwin Baptiste	1,156 yards	2006-09
11.9	Tommy Manus	1,236 yards	2003-04
11.9	Andrew King	1,425 yards	2012-15
9.8	Winfred Diggs	904 yards	2008-11

## Receptions Per Season

4.8	Na'im Greene	53 in 11	1996
4.4	Mark Durden	44 in 10	1980
4.4	Andrew King	44 in 10	2015
4.2	Marc Lester	46 in 11	2001
4.1	Ara Person	41 in 10	1969
3.6	Tommy Manus	40 in 11	2003
3.4	Winfred Diggs	38 in 11	2009
3.3	Mannaseh Bailey	37 in 11	2017
3.2	Andrew King	42 in 13	2014
2.8	Corey Holmes	31 in 11	2018

## Receptions Per Career\*

4.7	Tommy Manus	104 in 22	2003-04
3.4	Andrew King	120 in 35	2012-15
3.2	Marc Lester	138 in 43	1998-01
2.7	Kelvin Dickens	121 in 45	2002-05

## Touchdown Receptions - Game

3	Andrew King	Delaware State	2014
3	Marc Lester	S.C. State	2001
3	Jesse Humphrey	Johnson C. Smith	1992
3	Glenny Moore	Norfolk State	1989
3	Mark Durden	N.C. A&T	1976
3	Mannaseh Bailey	Delaware State	2017

## Touchdown Receptions - Season

9	Jesse Humphrey	1993
7	Mark Durden	1976
6	Mannaseh Bailey	2017
6	Andrew King	2014
6	Roderick Wolfe	2006
6	Curtis Davis	1971
6	Kelvin Dickens	2005
5	Marc Lester	2001
5	Alvin Mitchell	1964
5	Armand Walters	1999
4	Greg Latta	1972
4	Greg Latta	1970
4	Tommy Manus	2003

## Touchdowns Receptions - Career

16	Jesse Humphrey	1992-93
----	----------------	---------

## Longest Reception

99	Otis Covington	Florida A&M	1995
95	Mike Holston	Delaware	1980
90	Mannaseh Bailey	UAlbany	2018
84	Chad Simpson	Howard	2007
83	Brian Gentry	N.C. A&T	2017
83	Andrew King	Florida A&M	2015
75	Thomas Martin	Eastern Michigan	2014
74	Greg Latta	Jackson State	1970
74	Marc Lester	Florida A&M	1998
72	Landen Malbrough	Delaware State	2014
70	Mannaseh Bailey	Delaware State	2017
70	T.J. Stallings	N.C. A&T	2001

68	Chris Cash	Norfolk State	2005
64	Mannaseh Bailey	B-Cookman	2018
64	Ronald Mayo	Virginia State	1970
63	Devin James	Delaware State	2007
62	John Sykes	Norfolk State	1970
61	Roderick Wolfe	Bethune-Cookman	2006
61	Armond Walters	--	1999
60	Mannaseh Bailey	Savannah State	2017
59	Kelvin Dickens	Savannah State	2005
59	Graying Harrison	Howard	2015
59	Andre Nelson	Savannah State	2011
58	Armand Walters	---	2001
57	Mannaseh Bailey	Delaware State	2018
56	Tyrone Hendrix	Robert Morris	2011
55	Andrew King	S.C. State	2014
55	Tubotein Taylor	Robert Morris	2013
55	Marc Lester	B-Cookman	1999
55	Mark Durden	Howard	1976
53	Edwin Baptiste	Florida A&M	2009
52	Lamont Bryant	Savannah State	2011
52	Lamont Bryant	N.C. Central	2011
52	Roderick Wolfe	Bowie State	2005
51	Antonio Jefferson	N.C. A&T	2013
51	Ladrious Spearman	Howard	2016
51	Visanthe Shiancoe	---	2001
51	Anthony Collins	B-Cookman	1999
50	Chuka Okakpu	North Dakota State	2010

## TOTAL OFFENSE

### Total Offense - Game

515	LeJominick Washington	N.C. A&T	2001
480	Bradshaw Littlejohn	S.C. State	2004
377	Bradshaw Littlejohn	Gardner-Webb	2004
367	Robert Council	Hampton	2013
364	LeJominick Washington	B-Cookman	2003
362	Bradshaw Littlejohn	Delaware State	2004
356	Bradshaw Littlejohn	Hampton	2004
341	Bradshaw Littlejohn	Maine	2003
340	Robert Council	E. Michigan	2014
332	Byron Selby	Norfolk State	2005
331	Moses Skillon	S.C. State	2014
325	Moses Skillon	Delaware State	2014
321	Moses Skillon	Richmond	2014
310	Robert Council	N.C. A&T	2012
296	Byron Selby	B-Cookman	2005

### Total Offense - Season

3,413	Bradshaw Littlejohn	479 attempts	2004
3,027	T.J. Stallings	282 attempts	2002
2,489	Byron Selby	485 attempts	2005
2,036	Moses Skillon	359 attempts	2015
1,780	Carlton Jackson	344 attempts	2009
1,679	LeJominick Washington	311 attempts	2001
1,652	Moses Skillon	268 attempts	2014
1,620	Elijah Staley	310 attempts	2017
1,544	LeJominick Washington	294 attempts	2003
1,494	Allen Rose	306 attempts	1976
1,417	Robert Council	275 attempts	2012
1,408	Herb Walker Jr.	233 attempts	2014
1,386	Robert Council	253 attempts	2014
1,368	DeAndre Harris	252 attempts	2018
1,366	Chris Andrews	316 attempts	2016
1,337	Devan James	292 attempts	2007
1,286	Jeff Freland	195 attempts	1970
1,229	Bradshaw Littlejohn	192 attempts	2003
1,203	Mario Melton	218 attempts	2006
1,191	Jason Jackson	204 attempts	2004
1,117	Ali Culpepper	250 attempts	2001
1,087	Seth Higgins	198 attempts	2013
1,073	Seth Higgins	226 attempts	2011
1,060	Jeff Freland	190 attempts	1969



1,034	DeAndre Harris	169 attempts	2017
1,009	Delonte Williams	231 attempts	2010
1,007	John Sykes	193 attempts	1971

### Touchdowns Responsible For - Game

6	Moses Skillon	Delaware State	2014
5	T.J. Stallings	Howard	2002
4	Tony Phillips	Howard	1993
4	John Fuqua	Virginia Union	1966
4	Jason Jackson	Savannah State	2005
4	Byron Selby	Bethune-Cookman	2005

### Touchdowns Responsible For - Season

23	T.J. Stallings	2002
17	Moses Skillon	2014
15	Herb Walker Jr.	2014
15	Chad Simpson	2007
15	Tony Phillips	1993
13	Robert Council	2014
13	Chris Andrews	2016
13	Travis Davidson	2012
12	Seth Higgins	2013
12	Carlton Jackson	2009
12	Moses Skillon	2015
12	DeAndre Harris	2017
10	Seth Higgins	2011
9	Delonte Williams	2010
8	DJ Golatt Jr.	2018
8	Robert Council	2013
8	DeAndre Harris	2018
8	Devan James	2008
6	Mannasseh Bailey	2017
7	Orlando Johnson	2015
7	Travis Davidson	2011
5	Elijah Staley	2017



Junior quarterback DeAndre Harris led the Bears in 2018 and accounted for 1,368 yards of total offense in nine games played. He threw five touchdowns and scored three on the ground.

### Games Gaining 200 Yards Total Offense - Season

9	Bradshaw Littlejohn	2004
6	Moses Skillon	2015
6	Byron Selby	2005
5	Moses Skillon	2014
4	Elijah Staley	2017
4	Willie McGirt	1998
4	LeJominick Washington	2003
3	Chris Andrews	2016
3	Carlton Jackson	2009
3	Robert Council	2014
3	Robert Council	2013

### Games Gaining 200 Yards Total Offense - Career

12	Moses Skillon	2013-15
11	Bradshaw Littlejohn	2003-04
7	Byron Selby	2004-07
6	Robert Council	2010-14
5	LeJominick Washington	2000-02
5	Willie McGirt	1996-99
4	Elijah Staley	2017
4	DeAndre Harris	2016-18
3	Chris Andrews	2016
3	Carlton Jackson	2009

## SCORING

### Points - Game

30	T.J. Stallings	Howard	2002
24	Herb Walker Jr.	Hampton	2014
18	Herb Walker Jr.	Howard	2014
18	Andrew King	Delaware State	2014
18	Travis Davidson	Savannah State	2012
18	Travis Davidson	N.C. Central	2011
18	Chad Simpson	Savannah State	2007
18	Chad Simpson	Norfolk State	2006
18	Manasseh Bailey	Delaware State	2017

### Points - Season

112	Bradshaw Littlejohn	18 TDs, 2 Rush PATs	2004
90	Herb Walker Jr.	15 TDs	2014
90	Chad Simpson	15 TDs	2007
78	Travis Davidson	13 TDs	2012
68	Chris Moller	7 FGs, 47 PATs	2014
67	Kemar Scarlett	18 FGs, 13 PATs	2010
67	Earvin Gonzalez	14 FG, 25 PATs	2012
66	Bobby Hammond	11 TDs	1973
64	Jason Jackson	10 TDs, 2 Rush PATs	2005
60	Byron Selby	9 TDs, 3 Rush & 1 pass PATs	2005
60	Jason Jackson	10 TDs	2004
56	Chris Moller	10 FGs, 26 PATs	2013
56	James Meade	13 FGs, 17 PATs	2007
56	James Meade	10 FGs, 26 PATs	2008
56	Jon Voroshilin	8 FGs, 30 PATs, Rush PAT	2003
56	Dwayne Durden	11 FGs, 23 PATs	1976
54	Chad Simpson	9 TDs	2006
51	Nathan Keever	5 FGs, 36 PATs	2004
48	Devan James	8 TDs	2008
48	Kelvin Dickens	8 TDs	2004
46	K.C. Vasquez	10 FGs, 12 PATs	1998
46	LeJ. Washington	7 TDs, 2 Rush PATs	2003
45	Alex Raya	10 FGs, 15 PATs	2018
44	Kemar Scarlett	9 FGs, 17 PATs	2009
42	Orlando Johnson	7 TDs	2015
42	Travis Davidson	7 TDs	2011
42	Ali Culpepper	7 TDs	1999
38	Chris Moller	5 FGs, 23 PATs	2015
38	Craig Nelson	6 TDs, Rush PAT	2004
38	Marc Lester	6 TDs, Rec. PAT	1999
37	K.C. Vasquez	7 FGs, 16 PATs	1999
36	Craig Nelson	6 TDs	2005
36	Tommy Manus	6 TDs	2004
36	Manasseh Bailey	6 TDs	2017
36	Roderick Wolfe	6 TDs	2006
36	Domanick West	6 TDs	2009
36	Andrew King	6 TDs	2014
36	Moses Skillon	6 TDs	2014
36	Robert Council	6 TDs	2014
35	Johnathan Skeete	5 FGs, 20 PATs	2006
32	Earvin Gonzalez	5 FGs, 17 PATs	2011
32	Bradshaw Littlejohn	5 TDs, Rush PAT	2003



Byron Selby scored 60 points during the 2005 season.





## Points - Career

162	Chris Moller	2013-15
150	T.J. Stallings	1999-02
144	Bradshaw Littlejohn	2003-04
144	Chad Simpson	2006-07
133	Shane Griffiths	1993-97
124	Jason Jackson	2004-05
120	Travis Davidson	2011-12
111	Kemar Scarlett	2009-10
108	Herb Walker	2014-17

## KICKING EXTRA POINTS

### Extra Points - Game

9	William Worthington	---	Hampton	---
7	Ron Mayo	8 attempts	Maryland State	1970
6	Ron Mayo	6 attempts	Delaware State	1972

### Extra Points - Season

47	Chris Moller	49 attempts	2014
36	Shane Griffiths	40 attempts	1993
36	Nathan Keever	44 attempts	2004
30	Jon Voroshilin	34 attempts	2003
29	Jon Voroshilin	34 attempts	2002
27	Daryl Johnson	34 attempts	1967
27	Ron Mayo	37 attempts	1970
26	Chris Moller	28 attempts	2013
26	James Meade	28 attempts	2008
25	Earvin Gonzalez	26 attempts	2012
23	Chris Moller	24 attempts	2015
23	Dwayne Durden	30 attempts	1976
21	Ron Mayo	22 attempts	1973
20	Jon. Skeete	22 attempts	2006
18	Jon Voroshilin	25 attempts	2001
17	William Smith	25 attempts	1973
17	James Meade	20 attempts	2007
17	Earvin Gonzalez	17 attempts	2011
17	Kemar Scarlett	20 attempts	2009
16	K.C. Vasquez	22 attempts	1999
16	Alex Raya	21 attempts	2016
15	Alex Raya	16 attempts	2018
15	James Meade	16 attempts	2005
13	Alex Raya	13 attempts	2017
13	Kemar Scarlett	14 attempts	2010
10	K.C. Vasquez	14 attempts	1998

### Extra Points - Career

96	Chris Moller	101 attempts	2013-15
77	Jon Voroshilin	93 attempts	2001-03
58	James Meade	64 attempts	2005-08
44	Alex Raya	50 attempts	2016-18

## FIELD GOALS

### Field Goals Made - Game

4	Kemar Scarlett	Bowie State	2010
4	Kemar Scarlett	Norfolk State	2010
3	Kemar Scarlett	Norfolk State	2009
3	Alex Raya	N.C. A&T	2018
3	Earvin Gonzalez	Sacred Heart	2012
3	James Meade	N.C. A&T	2007
3	James Meade	Howard	2007

## Field Goals Made - Season

18	Kemar Scarlett	24 attempts	2010
14	Earvin Gonzalez	23 attempts	2012
13	James Meade	18 attempts	2007
12	K.C. Vasquez	21 attempts	1998
11	Dwayne Durden	19 attempts	1976
10	Alex Raya	14 attempts	2018
10	Chris Moller	16 attempts	2013
10	James Meade	16 attempts	2008
9	Kemar Scarlett	12 attempts	2009
9	Jon Voroshilin	17 attempts	2001
7	Chris Moller	15 attempts	2014
7	K.C. Vasquez	10 attempts	1999
6	Alex Raya	16 attempts	2016
5	Chris Moller	16 attempts	2015
5	Earvin Gonzalez	13 attempts	2011
5	Jon. Skeete	10 attempts	2006
5	Nathan Keever	7 attempts	2004
5	Jon Voroshilin	9 attempts	2002
4	James Meade	10 attempts	2006

### Field Goals Made - Career

27	Kemar Scarlett	2009-10
22	Chris Moller	2013-15
19	Earvin Gonzalez	2011-12
19	K.C. Vasquez	1998-99

### Longest Field Goals Made - Game

55	Kemar Scarlett	Norfolk State	2009
55	K.C. Vasquez	Norfolk State	1998
52	Dwayne Danner	Howard	1976
51	Alex Raya	N.C. A&T	2018
50	Chris Moller	N.C. Central	2015

### Longest Field Goals Made in Hughes Stadium

55	Kemar Scarlett	Norfolk State	2009
55	K.C. Vasquez	Norfolk State	1998

## PUNTING

### Punt Yards - Game

427	Nicholas Adams	Hampton	2011
423	Nicholas Adams	Howard	2009
346	Nicholas Adams	Towson	2009
341	Johnathan Skeete	Delaware State	2008
338	Nicholas Adams	Hampton	2010
328	Earvin Gonzalez	N.C. A&T	2012
322	Earvin Gonzalez	Akron	2012
322	Johnathan Skeete	South Carolina State	2008
318	Nicholas Adams	Florida A&M	2010
304	Nicholas Adams	Bowling Green State	2011
291	Nicholas Adams	North Dakota State	2010
280	Lawrence Forbes	South Carolina State	2013

### Punt Yards - Season

3,215	Allen Rose	79 attempts	1977
2,730	Nicholas Adams	69 attempts	2009
2,298	Nicholas O'Shea	65 attempts	2018
2,277	Lawrence Forbes	52 attempts	2013
2,730	Nicholas Adams	69 attempts	2009
2,616	Nicholas Adams	67 attempts	2011
2,449	K.C. Vasquez	65 attempts	1999
2,454	Nicholas Adams	62 attempts	2010
2,406	Earvin Gonzalez	61 attempts	2012
2,262	Johnathan Skeete	64 attempts	2008
2,148	Thomas Beese	58 attempts	2007



Thomas Beese ranks No. 3 on the school's all-time punt yards list with 4,197 career punting yards (2005-07).

2,129	Jon Voroshilin	54 attempts	2003
2,112	Jon Voroshilin	55 attempts	2001
2,087	Chris Moller	53 attempts	2015
2,079	Thomas Beese	58 attempts	2005
1,887	Lawrence Forbes	49 attempts	2014
1,744	Donald Green	49 attempts	1998
1,737	Jon Voroshilin	46 attempts	2002
1,338	Alex Raya	40 attempts	2016
1,141	Earl Johnson	32 attempts	2006
1,115	Luke Ursanel	31 attempts	2017

### Punt Yards - Career

7,800	Nicholas Adams	198 attempts	2009-11
5,978	Jon Voroshilin	155 attempts	2001-03
4,197	Thomas Beese	116 attempts	2005-07
4,164	Lawrence Forbes	101 attempts	2013-14

### Punt Attempts - Game

11	Nicholas Adams	Howard	2009
10	Nicholas O'Shea	UAlbany	2018
10	Luke Ursanel	Rutgers	2017
10	Chris Clack	Army	2016
10	Nicholas Adams	Hampton	2011
9	Nicholas Adams	South Carolina State	2010
9	Johnathan Skeete	Delaware State	2008
9	Jon Voroshilin	South Carolina State	2003
9	K.C. Vasquez	Florida A&M	1999
9	K.C. Vasquez	Hampton	1999
8	Earvin Gonzalez	N.C. Central	2012
8	Earvin Gonzalez	N.C. A&T	2012

### Punt Attempts - Season

79	Allen Rose	3,215 yards	1977
69	Nicholas Adams	2,730 yards	2009
67	Nicholas Adams	2,616 yards	2011
65	K.C. Vasquez	2,449 yards	1999
65	Nicholas O'Shea	2,298 yards	2018
64	Johnathan Skeete	2,262 yards	2008
62	Nicholas Adams	2,454 yards	2010
61	Earvin Gonzalez	2,406 yards	2012
58	Thomas Beese	2,148 yards	2007
58	Thomas Beese	2,049 yards	2005
56	Eddie Henry	1,898 yards	2000
55	Jon Voroshilin	2,112 yards	2001
54	Jon Voroshilin	2,129 yards	2003
53	Chris Moller	2,087 yards	2015



52	Lawrence Forbes	2,277 yards	2013
49	Donald Green	1,744 yards	1998
49	Lawrence Forbes	1,887 yards	2014
46	Jon Voroshilin	1,737 yards	2002
40	Alex Raya	1,338 yards	2016
32	Earl Johnson	1,141 yards	2006
24	Earl Johnson	906 yards	2004
21	Steve Turpin	843 yards	1976

### Punt Attempts - Career

198	Nicholas Adams	7,800 yards	2009-11
155	Jon Voroshilin	5,978 yards	2001-03
116	Thomas Beese	4,197 yards	2005-07
101	Lawrence Forbes	4,164 yards	2013-14

### Punt Had Blocked - Season

3	Jon Voroshilin	55 attempts	2001
3	Thomas Beese	58 attempts	2005
2	Nicholas O'Shea	65 attempts	2018
1	Thomas Beese	58 attempts	2007
1	Nicholas Adams	67 attempts	2013
1	Earl Johnson	32 attempts	2006
1	Donald Green	49 attempts	1998
1	K.C. Vasquez	65 attempts	1999
1	Earl Johnson	24 attempts	2004
1	Jon Voroshilin	54 attempts	2003
1	Lawrence Forbes	49 attempts	2014

### Punt Average - Game

56.0	Lawrence Forbes	Florida A&M	2013
51.5	Isaac Jackson	West Chester	1966
50.0	Earl Johnson	Hampton	2006
49.2	Earl Johnson	Texas Southern	2004
46.7	Luke Ursanel	N.C. A&T	2017
46.5	Thomas Beese	N.C. A&T	2007
45.4	Chris Moller	Bethune-Cookman	2015
45.4	Nicholas Adams	Florida A&M	2010
44.8	Nicholas Adams	Bethune-Cookman	2009
44.8	Nicholas Adams	South Carolina State	2009
44.3	Jon Voroshilin	Bethune-Cookman	2003
44.2	Earvin Gonzalez	Hampton	2012
44.0	Lawrence Forbes	Bowie State	2014
43.4	K.C. Vasquez	Florida A&M	1998
42.8	Nicholas O'Shea	Towson	2018
42.7	Nicholas Adams	Hampton	2011
42.0	K.C. Vasquez	Howard	1999
40.2	Johnathan Skeete	South Carolina State	2008
38.5	Alex Raya	Hampton	2016
38.4	Nicholas Adams	Towson	2009

### Punt Average - Season

43.8	Lawrence Forbes	52 attempts	2013
42.5	Eli Howard	--	1950
40.1	Steve Turpin	21 attempts	1976
39.6	Nicholas Adams	69 attempts	2009
39.6	Nicholas Adams	62 attempts	2010
39.4	Chris Moller	53 attempts	2015
39.4	Jon Voroshilin	54 attempts	2003
39.0	Nicholas Adams	67 attempts	2011
38.5	Lawrence Forbes	49 attempts	2014
38.4	Jon Voroshilin	55 attempts	2001
37.8	Jon Voroshilin	46 attempts	2002
37.8	Earl Johnson	24 attempts	2004
37.7	K.C. Vasquez	65 attempts	1999
37.0	Thomas Beese	58 attempts	2007
35.8	Thomas Beese	58 attempts	2005
35.7	Earl Johnson	32 attempts	2006
35.6	Donald Green	49 attempts	1998
35.4	Nicholas O'Shea	65 attempts	2018

### Punt Average - Career

41.2	Lawrence Forbes	4,164 yards	2013-14
39.3	Nicholas Adams	7,800 yards	2009-11
38.5	Jon Voroshilin	5,978 yards	2001-03
36.1	Thomas Beese	4,197 yards	2005-07

### Longest Punt - Game

79	Nicholas Adams	Delaware State	2009
78	Lawrence Forbes	Liberty	2013
76	Nicholas O'Shea	Howard	2018
72	Jon Voroshilin	Bethune-Cookman	2003
70	Earl Johnson	Texas Southern	2004
70	Donald Green	Norfolk State	1997
69	Jon Voroshilin	--	2002
69	Thomas Beese	Bethune-Cookman	2007
68	Steve Turpin	South Carolina State	1978
66	Nicholas Adams	Howard	2011
65	Jon Voroshilin	Bethune-Cookman	2001
63	Donald Green	--	1998
63	Chris Moller	Delaware State	2015
61	Luke Ursanel	N.C. A&T	2017
61	K.C. Vasquez	--	1999
61	Nicholas Adams	North Dakota State	2010
60	Earl Johnson	Delaware State	2004

## PUNT RETURNS

### Punt Return Yards - Game

128	Andrew King	Hampton	2015
81	Darren McKhan	Hampton	2010
71	Brian Mann	Bowie State	2010
50	Brian Mann	Savannah State	2012
48	Carl Garnes	Savannah State	2017
45	Andrew King	N.C. Central	2015
44	Carl Garnes	Towson	2017
29	Carl Garnes	Norfolk State	2017
28	Andrew King	Savannah State	2015
27	William King	Delaware State	2018
26	William King	South Carolina State	2017

### Punt Return Yards - Season

299	Marc Lester	12 returns	1999
298	William DeShazo	16 returns	2000
296	William DeShazo	31 returns	2002
255	William DeShazo	21 returns	2003
251	Marc Lester	17 returns	2001
206	Andrew King	10 returns	2015
157	T.J. Stallings	9 returns	1999
147	Carl Garnes	16 returns	2017
122	Winfred Diggs	17 returns	2011
121	Brian Mann	10 returns	2010
117	Marc Lester	11 returns	1998
116	Broderick Gager	8 returns	2013
112	Brian Mann	12 returns	2012
110	Thomas Martin	12 returns	2014
92	Thomas Martin	7 returns	2016
70	Jordan Cofield	11 returns	2018
58	William King	8 returns	2016

### Punt Return Yards - Career

667	Marc Lester	40 returns	1998-01
633	William DeShazo	57 returns	2001-04
300	Andrew King	20 returns	2012-15
253	Brian Mann	22 returns	2009-10
238	T.J. Stallings	--	1999-02
135	William King	14 returns	2016-18

### Punt Returns - Game

5	Carl Garnes	Towson	2017
4	Andrew King	Savannah State	2015
4	Brian Mann	Sacred Heart	2012
3	Carl Garnes	Norfolk State	2017
3	Jordan Cofield	Bethune-Cookman	2018
3	Carl Garnes	Howard	2017
3	Tyrone Hendrix	Robert Morris	2011
3	Tyrone Hendrix	N.C. Central	2011
3	Tyrone Hendrix	Delaware State	2011
3	Tyrone Hendrix	Savannah State	2011
3	Chris Flowers	Bethune-Cookman	2011
3	Chris Flowers	Norfolk State	2011
3	Andre Nelson	Norfolk State	2011
3	Brian Mann	Bowie State	2010
3	Brian Mann	North Dakota State	2010
3	Winfred Diggs	Florida A&M	2010

### Punt Returns - Season

31	William DeShazo	296 yards	2002
21	William DeShazo	255 yards	2003
17	Winfred Diggs	122 yards	2011
17	Marc Lester	251 yards	2001
16	Carl Garnes	147 yards	2017
12	Thomas Martin	110 yards	2014
12	Brian Mann	112 yards	2012
12	Marc Lester	299 yards	2000
11	Jordan Cofield	70 yards	2018
11	Marc Lester	117 yards	1998
10	Andrew King	206 yards	2015
10	Brian Mann	121 yards	2010
9	T.J. Stallings	157 yards	1999
8	Broderick Gager	116 yards	2013
8	William King	58 yards	2016
7	Thomas Martin	92 yards	2016
7	Deontaye White	30 yards	2018

### Punt Returns - Career

57	William DeShazo	633 yards	2001-04
40	Marc Lester	667 yards	1998-01
22	Brian Mann	253 yards	2009-10
20	Andrew King	300 yards	2012-15
14	William King	135 yards	2016-18

### Punt Returns For Touchdown - Game

1	Andrew King	Hampton	2015
1	Broderick Gager	Howard	2013
1	Darren McKhan	Hampton	2010
1	William DeShazo	--	2003
1	Marc Lester	--	2000

### Punt Returns For Touchdown - Season

1	Andrew King	Hampton	2015
1	Broderick Gager	Howard	2013
1	Darren McKhan	Hampton	2010
1	William DeShazo	--	2003
1	Marc Lester	--	2000

### Punt Returns For Touchdown - Career

1	Andrew King	Hampton	2015
1	Broderick Gager	Howard	2013
1	Darren McKhan	Hampton	2010
1	William DeShazo	--	2003
1	Marc Lester	--	2000





### Punt Returns Yards Per Attempts - Game

31.0	Andre Nelson	93 yards	Norfolk State	2011
26.3	Tyrone Hendrix	79 yards	Bowling Green	2011
24.0	Carl Garnes	48 yards	Savannah State	2017
20.6	Chris Flowers	62 yards	B-Cookman	2011
13.0	William King	26 yards	S.C. State	2017
12.0	Jordan Cofield	24 yards	N.C. A&T	2018

### Punt Returns Yards Per Attempts - Season

25.7	Andrew King	3 returns	2014
24.9	Marc Lester	12 returns	2000
20.6	Andrew King	10 returns	2015
14.8	Marc Lester	17 returns	2001
14.5	Broderick Gager	8 returns	2013
13.1	Thomas Martin	7 returns	2016
12.1	William DeShazo	21 returns	2003
12.1	Brian Mann	10 returns	2010
10.6	Marc Lester	11 returns	1998
9.5	William DeShazo	31 returns	2002
9.3	Brian Mann	12 returns	2012
9.2	Carl Garnes	16 returns	2017
9.2	Thomas Martin	12 returns	2014
7.2	William King	8 returns	2016
7.2	Winfred Diggs	17 returns	2011

### Punt Returns Yards Per Attempts - Career

16.7	Marc Lester	667 yards	1998-01
15.0	Andrew King	300 yards	2012-15
11.5	Brian Mann	253 yards	2009-10
11.1	William DeShazo	633 yards	2001-04

### Longest Punt Return - Game

89	Broderick Gager	Howard	2013
89	Marc Lester	--	2000
81	Darren McKhan	Hampton	2010
73	William DeShazo	--	2003
66	Andrew King	Hampton	2015
62	Andrew King	Delaware State	2014
48	Carl Garnes	Savannah State	2017
47	Brian Mann	Bowie State	2010
44	Marc Lester	--	2001
30	Brian Mann	Savannah State	2012
27	William King	Delaware State	2018

## KICKOFF RETURNS

### Kickoff Return Yards - Game

147	Tyrone Hendrix	Bethune-Cookman	2010
140	Tyrone Hendrix	Towson	2011
134	Orlando Johnson	Howard	2014
122	Herb Walker Jr.	Norfolk State	2017
120	Jordan Cofield	Howard	2018
108	Orlando Johnson	Richmond	2014
105	Ricky Fisk	Bethune-Cookman	2015
104	Tubotein Taylor	Buffalo	2012
102	Deontaye White	Howard	2017
100	Tyrone Hendrix	Delaware State	2012
96	Tyrone Hendrix	Florida A&M	2010
93	Chris Flowers	Sacred Heart	2012
93	Andre Nelson	Norfolk State	2011
88	Chris Flowers	Savannah State	2012
86	Chris Flowers	Bethune-Cookman	2010
86	Chris Flowers	Delaware State	2010
84	Orlando Johnson	Villanova	2014
79	Tyrone Hendrix	Bowling Green State	2011

79	Andre Nelson	Maryland	2010
78	Tyrone Hendrix	Norfolk State	2011
77	Andre Nelson	Hampton	2010
76	Chris Flowers	Buffalo	2012
76	Tyrone Hendrix	Maryland	2010
75	Tyrone Hendrix	North Dakota State	2010
75	Jordan Cofield	Howard	2018
67	Jordan Cofield	South Carolina State	2018
66	Andre Nelson	Towson	2011
64	Jordan Cofield	Florida A&M	2018
63	Andre Nelson	Norfolk State	2010
63	Orlando Johnson	N.C. A&T	2014
62	Chris Flowers	Bethune-Cookman	2011
61	William King	N.C. A&T	2017
61	Tyrone Hendrix	South Carolina State	2010
60	Tyrone Hendrix	Norfolk State	2010
60	Chris Flowers	Towson	2011

### Kickoff Return Yards - Season

836	T.J. Stallings	41 returns	2000
703	Orlando Johnson	30 returns	2014
693	Tyrone Hendrix	30 returns	2010
584	Rodrick Wolfe	29 returns	2004
498	William King	18 returns	2016
487	T.J. Stallings	19 returns	1999
452	William Sherman	15 returns	2002
450	Tyrone Hendrix	20 returns	2011
432	Tubotein Taylor	17 returns	2013
423	Ralph Jones	29 returns	1998
417	Chris Flowers	15 returns	2012
395	Jordan Cofield	22 returns	2018
323	Ricky Fisk	15 returns	2015
321	Mark McKenzie	20 returns	2004
313	Andre Nelson	12 returns	2010
305	Chris Flowers	14 returns	2010
301	Orlando Johnson	13 returns	2016
298	William DeShazo	16 returns	2000
285	Tyrone Hendrix	13 returns	2012
273	William DeShazo	12 returns	2002
259	Chris Flowers	16 returns	2011
257	Herb Walker Jr.	12 returns	2017
248	Chris Flowers	13 returns	2014
244	Andre Nelson	10 returns	2011
232	Eddie Henry	12 returns	2001
227	Marc Lester	13 returns	2001
207	Keith Warren	13 returns	1998
204	Tubotein Taylor	8 returns	2012
198	William Sherman	12 returns	2001
184	Deontaye White	10 returns	2017
178	Orlando Johnson	9 returns	2015
171	Manasseh Bailey	11 returns	2017
161	William King	11 returns	2017
149	Deadrick Jones	6 returns	2016

### Kickoff Return Yards - Career

1,530	T.J. Stallings	--	1999-02
1,428	Tyrone Hendrix	63 returns	2010-12
1,271	Orlando Johnson	59 returns	2013-16
812	Chris Flowers	43 returns	2011-13
742	William King	33 returns	2016-18

### Kickoff Returns - Game

5	Herb Walker Jr.	Norfolk State	2017
5	Deontaye White	Howard	2017
4	Tyrone Hendrix	Maryland	2010
4	Tyrone Hendrix	North Dakota State	2010
4	Tyrone Hendrix	Bethune-Cookman	2010
4	Tyrone Hendrix	Norfolk State	2010
4	Andre Nelson	Maryland	2010
4	Chris Flowers	Bethune-Cookman	2010

4	William King	N.C. A&T	2017
4	William King	South Carolina State	2017
4	Orlando Johnson	Villanova	2014
4	Orlando Johnson	Richmond	2014
4	Tubotein Taylor	Buffalo	2012

### Kickoff Returns - Season

41	T.J. Stallings	836 yards	2000
30	Orlando Johnson	703 yards	2014
30	Tyrone Hendrix	693 yards	2010
29	Ralph Jones	423 yards	1998
29	Roderick Wolfe	584 yards	2004
22	Jordan Cofield	395 yards	2018
20	Tyrone Hendrix	450 yards	2011
19	T.J. Stallings	487 yards	1999
19	Aaron Moore	327 yards	2005
18	William King	498 yards	2016
17	Tubotein Taylor	432 yards	2013
17	Calvin Carr	366 yards	1976
16	Chris Flowers	259 yards	2011
16	William DeShazo	298 yards	2000
15	Jeffrey Jones	246 yards	2005
15	Ricky Fisk	323 yards	2015
15	Chris Flowers	417 yards	2012
15	William Sherman	452 yards	2002
14	Chris Flowers	305 yards	2010
13	Orlando Johnson	301 yards	2016
13	Tyrone Hendrix	285 yards	2012
13	Chris Flowers	248 yards	2013
13	Marc Lester	227 yards	2001
12	William DeShazo	273 yards	2002
12	Andre Nelson	313 yards	2010
12	Herb Walker Jr.	257 yards	2017
12	William King	198 yards	2001
12	Eddie Henry	232 yards	2001
11	Manasseh Bailey	171 yards	2017
11	William King	161 yards	2017
10	Deontaye White	184 yards	2017
10	Andre Nelson	244 yards	2011

### Kickoff Returns - Career

63	Tyrone Hendrix	1,428 yards	2010-12
59	Orlando Johnson	1,272 yards	2013-16
43	Chris Flowers	812 yards	2011-13
33	William King	742 yards	2016-18
22	Andre Nelson	557 yards	2010-11

### Kickoff Returns For Touchdown - Game

1	Rodrick Wolfe	Gardner-Webb	2004
1	Tubotein Taylor	Liberty	2013
1	Tyrone Hendrix	Bethune-Cookman	2010
1	Chris Flowers	Delaware State	2010

### Kickoff Returns For Touchdown - Season

1	Rodrick Wolfe	Gardner-Webb	2004
1	Tubotein Taylor	Liberty	2013
1	Tyrone Hendrix	Bethune-Cookman	2010
1	Chris Flowers	Delaware State	2010
1	Aaron Moore	Savannah State	2005

### Kickoff Returns For Touchdown - Career

1	Tubotein Taylor	Liberty	2013
1	Rodrick Wolfe	Gardner-Webb	2004
1	Tyrone Hendrix	Bethune-Cookman	2010
1	Chris Flowers	Delaware State	2010
1	Aaron Moore	Savannah State	2005



## Kickoff Returns Yards Per Attempts - Game

44.7	Orlando Johnson	134 yards	Howard	2014
43.0	Chris Flowers	86 yards	Delaware State	2010
40.0	Jordan Cofield	120 yards	Howard	2018
38.0	Chris Flowers	76 yards	Buffalo	2012
36.7	Tyrone Hendrix	147 yards	B-Cookman	2010
31.0	Chris Flowers	93 yards	Sacred Heart	2012
30.5	Tyrone Hendrix	61 yards	S.C. State	2010
27.0	Orlando Johnson	108 yards	Richmond	2014
26.0	Tubotein Taylor	104 yards	Buffalo	2012
24.4	Herb Walker Jr.	122 yards	Norfolk State	2017
21.5	Chris Flowers	86 yards	B-Cookman	2010
21.0	Orlando Johnson	84 yards	Villanova	2014
21.0	Orlando Johnson	42 yards	Florida A&M	2014
21.0	Andre Nelson	63 yards	Norfolk State	2010
20.4	Deontaye White	102 yards	Howard	2017

## Kickoff Returns Yards Per Attempts - Season

(min. 20.0 yards average)

30.1	William Sherman	15 returns	2002
27.8	Chris Flowers	15 returns	2012
27.7	William King	18 returns	2016
26.1	Andre Nelson	12 returns	2010
25.8	Nathan Munford	5 returns	1976
25.6	T.J. Stallings	19 returns	1999
25.5	Tubotein Taylor	8 returns	2012
25.0	Chad Simpson	7 returns	2007
24.4	Andre Nelson	10 returns	2011
24.2	Aaron Moore	4 returns	2009
24.0	George Cameron	5 returns	2007
24.0	Devan James	6 returns	2006
23.4	Orlando Johnson	30 returns	2014
23.1	Tyrone Hendrix	30 returns	2010
22.8	William DeShazo	12 returns	2002
22.5	Tyrone Hendrix	20 returns	2011
22.1	Chad Simpson	14 returns	2006
21.9	Tyrone Hendrix	13 returns	2012
21.8	Chris Flowers	14 returns	2010
21.5	Ricky Fisk	15 returns	2015
21.5	Calvin Carr	17 returns	1976
21.4	Herb Walker Jr.	12 returns	2017
21.2	T.J. Stallings	5 returns	2002
20.8	William King	4 returns	2018
20.8	Allen Singletary	15 returns	2009
20.1	Rodrick Wolfe	29 returns	2004
20.0	Bryan Mann	19 returns	2009

## Kickoff Returns Yards Per Attempts - Career

25.3	Andre Nelson	557 yards, 22 returns	2010-11
22.6	Tyrone Hendrix	1,428 yards, 63 returns	2010-12
22.4	William King	742 yards, 33 returns	2016-18
21.6	Orlando Johnson	1,272 yards, 59 returns	2013-16

## Longest Kickoff Return - Game

(min. 60 yard return)

100	Tyrone Hendrix	Delaware State	2012
97	Rodrick Wolfe	Gardner-Webb	2004
95	Mike Collier	Delaware State	1972
93	Tubotein Taylor	Liberty	2014
93	Tyrone Hendrix	Bethune-Cookman	2010

93	Aaron Moore	Savannah State	2005
88	William King	Bethune-Cookman	2016
82	Orlando Johnson	Howard	2014
75	Jordan Cofield	Howard	2018
65	T.J. Stallings	--	1999

## INTERCEPTIONS

### Interception Yards - Game

(min. 20 interception yards)

--	Craig Spencer	4 Virginia State	1977
92	Reshaude Miller	2 Delaware State	2010
89	Reshaude Miller	1 Howard	2010
72	Joe Rankin	1 Sacred Heart	2012
67	Darren McKhan	2 N.C. Central	2008
60	Rodney Etienne	1 N.C. Central	2008
60	Peterson Janvier	1 Delaware State	2014
57	Dominick Trigg	1 Norfolk State	2018
54	Darien Irby	1 Bethune-Cookman	2012
45	Donte Small	3 UAlbany	2018
45	Troy Leftwich	1 Winston-Salem State	2008
44	Carl Garnes	1 Hampton	2016
44	Nico Scott	1 Bethune-Cookman	2010
42	P. Janvier	1 Savannah State	2015
41	Warner Herndon	1 Florida A&M	1998
37	De. Summers	1 Savannah State	2012
35	De. Summers	1 Florida A&M	2014
34	Paul Eatman	1 N.C. A&T	2013
33	Lonnie Harvey	1 Florida A&M	2008
32	Troy Leftwich	1 Howard	2008
30	Ian McBorrough	1 Howard	2018
29	Carl Garnes	1 Howard	2016
27	Chris Williams	1 South Carolina State	2008
26	Dominick Trigg	1 UAlbany	2018
26	Kenneth Ridley	1 Sacred Heart	2012
26	Jody Ellis	1 Florida A&M	2009
25	De. Summers	1 Western Kentucky	2013
21	Jody Ellis	1 Winston-Salem State	2009

### Interception Yards - Season

(min. 20 interception yards)

--	Kevin Slade	9 returns	1977
181	Reshaude Miller	4 returns	2010
169	Thomas Potts	3 returns	2003
102	Kevin Slade	5 returns	1976
95	Jamar Williams	8 returns	2001
92	Darren McKhan	4 returns	2008
83	Dominick Trigg	3 returns	2018
80	Troy Leftwich	3 returns	2008
78	Joe Rankin	5 returns	2012
73	Carl Garnes	2 returns	2016
72	De. Summers	3 returns	2013
70	Warner Herndon	3 returns	1998
61	Sean Smith	1 return	2000
60	Rodney Etienne	1 return	2008
58	P. Janvier	2 returns	2014
55	Choo Choo Davis	5 returns	2003
54	Darien Irby	1 return	2012
52	Nico Scott	2 returns	2010
48	Joe Fowlkes	6 returns	1976
48	Andre Wickham	3 returns	1976
47	Jody Ellis	3 returns	2009
47	Melvin Coleman	2 returns	2000
45	Donte Small	4 returns	2018
45	Micah Ramseur	3 returns	2000
42	P. Janvier	1 return	2015
39	De. Summers	2 returns	2012
38	Paul Eatman Jr.	1 return	2014
34	Paul Eatman	3 returns	2013
33	Lonnie Harvey	1 return	2008
31	George Williams	1 return	1976
30	Ian McBorrough	1 return	2018

28	Chris Williams	4 returns	2008
26	Kenneth Ridley	1 return	2012
23	Justin Thomas	3 returns	2001
22	Nathan Ayers	3 returns	2012
22	Jarrell Guyton	1 return	2008
20	Delonta Hall	2 returns	2014

### Interceptions - Game

4	Craig Spencer	Virginia State	1977
3	Donte Small	45 yards, UAlbany	2018
2	Reshaude Miller	92 yards, Delaware State	2010
2	Choo Choo Davis	Howard	2003
2	Sean Garris	Savannah State	2003

### Interceptions - Season

9	Kevin Slade	--	1977
8	Jamar Williams	95 yards	2001
5	Joe Rankin	78 yards	2012
5	Choo Choo Davis	55 yards	2003
4	Donte Small	45 yards	2018
4	Kenneth Ridley	-2 yards	2011
4	Reshaude Miller	181 yards	2010
4	Chris Williams	28 yards	2008
4	Darren McKhan	92 yards	2008
3	Jamar Williams	14 yards	2000
3	Micah Ramseur	45 yards	2000
3	De. Summers	72 yards	2013
3	Thomas Potts	169 yards	2003
3	Jody Ellis	47 yards	2009
3	Nathan Ayers	22 yards	2012
3	Nathan Ayers	3 yards	2014
3	Cliff Johnson	17 yards	2003
3	Joe Rankin	10 yards	2011
3	Joe Rankin	18 yards	2013
3	Justin Thomas	23 yards	2003
3	Herman Hayes	0 yards	2005
3	Warner Herndon	70 yards	1998
2	Sean Garris	0 yards	2003
2	Herman Hayes	0 yards	2006
2	Jody Ellis	8 yards	2008
2	Darren McKhan	12 yards	2009
2	Richard Wilson	18 yards	2009
2	Gary Albury	11 yards	2009
2	Rich Ndubueze	-2 yards	2010
2	Joe Rankin	9 yards	2010
2	Nico Scott	52 yards	2010
2	De. Summers	2 yards	2014
2	De. Summers	39 yards	2012
2	P. Janvier	58 yards	2014
2	Delonta Hall	20 yards	2014
2	Donovan Jackson	0 yards	2017
2	Carl Garnes	73 yards	2016
2	Darius Johnson	15 yards	2015

### Interceptions - Career

15	Joe Fowlkes	1975-78
13	Joe Rankin	2010-13
11	Jamar Williams	2000-01
8	Nate Ayers	2011-14
--	Jamar Williams	1999-01
7	DeShaun Summers	2012-14
6	Herman Hayes	2005-07
5	Choo Choo Davis	2002-04
5	Kenneth Ridley	2011-12
5	Jody Ellis	2008-09
5	Reshaude Miller	2010-11





## Interception Returns For Touchdowns - Game

1	Warner Herndon	22 yards, N.C. A&T	1998
1	Warner Herndon	41 yards, Florida A&M	1998
1	Thomas Potts	83 yards, Howard	2003
1	Thomas Potts	86 yards, Delaware State	2003
1	Choo Choo Davis	37 yards, Maine	2003
1	Donte Small	45 yards, UAlbany	2018
1	Dominick Trigg	57 yards, Norfolk State	2018
1	P. Janvier	60 yards, Delaware State	2014
1	Cody Acker	19 yards, Florida A&M	2013
1	Joe Rankin	72 yards, Sacred Heart	2012
1	Reshaude Miller	89 yards, Delaware State	2010
1	Darren McKhan	49 yards, N.C. Central	2008
1	Jarrell Guyton	22 yards, N.C. Central	2008
1	Rodney Etienne	60 yards, N.C. Central	2008
1	Troy Leftwich	45 yards, Winston-Salem St.	2008
1	Jamar Williams	53 yards, Norfolk State	2001
1	Maurice Tyler	--	1971
1	Tim Baylor	--	1973
1	Joe Fowkes	--	1976
1	Mark Young	--	1980
1	Sean Smith	61 yards, N.C. A&T	2000

## Interception Returns For Touchdowns - Season

2	Thomas Potts	2003
2	Warner Herndon	1998
1	Donte Small	2018
1	Dominick Trigg	2018
1	Choo Choo Davis	2003
1	Peterson Janvier	2014
1	Cody Acker	2013
1	Reshaude Miller	2010
1	Darren McKhan	2008
1	Jarrell Guyton	2008
1	Rodney Etienne	2008
1	Troy Leftwich	2008
1	Jamar Williams	2001
1	Maurice Tyler	1971
1	Tim Baylor	1973
1	Joe Fowkes	1976
1	Mark Young	1980
1	Sean Smith	2000

## Interception Returns For Touchdowns - Career

2	Thomas Potts	2003
1	Choo Choo Davis	2003
1	Donte Small	2018
1	Dominick Trigg	2018
1	Peterson Janvier	2014
1	Cody Acker	2013
1	Reshaude Miller	2010
1	Darren McKhan	2008
1	Jarrell Guyton	2008
1	Rodney Etienne	2008
1	Troy Leftwich	2008
1	Jamar Williams	2001
1	Maurice Tyler	1971
1	Tim Baylor	1973
1	Joe Fowkes	1976
1	Mark Young	1980

## DEFENSE

### Total Tackles Yards - Game

(Minimum 12 tackles)				
26	Willie Lanier	--	Hampton	1966
19	Cody Acker	4 solos	E. Michigan	2014
19	Elandon Roberts	8 solos	Hampton	2012
18	George Howard	9 solos	Towson	2009
17	George Howard	5 solos	W-Salem State	2009
17	George Howard	13 solos	B-Cookman	2009
16	Elandon Roberts	7 solos	Delaware State	2012
15	Darius Leak	--	Towson	2005
15	Delonta Hall	7 solos	E. Michigan	2014
14	Elandon Roberts	11 solos	N.C. A&T	2012
14	Cody Acker	12 solos	Norfolk State	2013
14	George Howard	10 solos	Hampton	2009
14	Darius Leak	--	Florida A&M	2006
13	Calvin Fuller	6 solos	B-Cookman	2012
13	Damare Whitaker	11 solos	N.C. A&T	2018
13	Greg Gibson	7 solos	Howard	2016
13	Damare Whitaker	6 solos	B-Cookman	2015
13	Shannon Maynard	--	Howard	2004
13	Shannon Maynard	--	Delaware State	2004
13	Carlos Watts	--	Delaware State	2004
13	Carlos Watts	--	S.C. State	2004
12	Ian McBorrough	9 solos	Howard	2018
12	Cody Acker	4 solos	Richmond	2014
12	Paul Eatman	8 solos	Villanova	2014
12	Paul Eatman	7 solos	Bowie State	2014
12	Paul Eatman	11 solos	E. Michigan	2014
12	Allen Stephens	5 solos	Maryland	2010
12	Dominick Bryan	5 solos	S.C. State	2010
12	George Howard	8 solos	N.C. A&T	2009
12	George Howard	7 solos	Howard	2009
12	Greg Onyiuke	6 solos	B-Cookman	2008

### Total Tackles Yards - Season

147	Elvis Franks	--	1976
130	George Howard	73 solos, 57 assists	2009
117	Darius Leak	66 solos, 51 assists	2005
113	Cody Acker	69 solos, 44 assists	2014
107	Elandon Roberts	59 solos, 48 assists	2012
98	Vincent Brown	42 solos, 56 assists	2004
97	Cody Acker	65 solos, 32 assists	2013
96	Choo Choo Davis	60 solos, 36 assists	2005
96	Albert Gamble	61 solos, 35 assists	2001
95	Paul Eatman	59 solos, 36 assists	2014
94	Maurice Brooks	--	1976
93	Albert Gamble	56 solos, 37 assists	2002
93	Darius Leak	43 solos, 50 assists	2006
91	Damare Whitaker	64 solos, 27 assists	2018
86	Peterson Janvier	59 solos, 27 assists	2014
83	Shannon Maynard	35 solos, 48 assists	2004
81	Cliff Johnson	39 solos, 42 assists	2002
80	Allen Stephens	38 solos, 42 assists	2011
79	Ian McBorrough	56 solos, 23 assists	2018
79	Elvis Franks	--	1976
77	Vincent Brown	59 solos, 37 assists	2003
77	Greg Gibson	38 solos, 39 assists	2016
75	A. Jefferson	57 solos, 18 assists	2014
74	Carlos Watts	40 solos, 34 assists	2004
74	Lamar West	32 solos, 42 assists	2007
74	Kofi Nkrumah	42 solos, 32 assists	2007
73	Gerald Huggins	--	1976
70	Rico Kennedy	50 solos, 20 assists	2017
70	Jarrell Guyton	35 solos, 35 assists	2008
69	Justin Patton	35 solos, 34 assists	1999
68	Greg Gibson	40 solos, 28 assists	2014
67	Troy Leftwich	31 solos, 36 assists	2009
67	Greg Gibson	33 solos, 34 assists	2012
67	Reshaude Miller	40 solos, 27 assists	2010
66	Damare Whitaker	30 solos, 36 assists	2015
65	Carlos Watts	40 solos, 25 assists	2002

65	Allen Stephens	34 solos, 31 assists	2010
64	Tierney Yates	33 solos, 31 assists	2011
64	Jarrell Guyton	47 solos, 17 assists	2008
63	Michael Dallas	29 solos, 34 assists	2011
63	Thomas Potts	42 solos, 21 assists	2002
62	Jarrell Guyton	31 solos, 31 assists	2007
62	Justin Patton	28 solos, 34 assists	1998
61	Rico Kennedy	33 solos, 28 assists	2018
61	Warner Herndon	48 solos, 13 assists	1999
60	Calvin Fuller	31 solos, 29 assists	2012
60	Jerry Jones	37 solos, 23 assists	2012

### Total Tackles Yards - Career

348	Elvis Franks	--	1975-79
292	Albert Gamble	176 solos, 122 assists	2000-03
272	Cody Acker	164 solos, 108 assists	2011-14
244	Damare Whitaker	146 solos, 98 assists	2014-18
212	George Howard	130 solos, 82 assists	2007-09
201	Choo Choo Davis	120 solos, 81 assists	2003-05
197	Greg Gibson	108 solos, 89 assists	2013-16
191	Rico Kennedy	130 solos, 61 assists	2016-Present
189	Thomas Potts	117 solos, 70 assists	2000-03
178	Vincent Brown	101 solos, 93 assists	2003-04
156	Allen Stephens	76 solos, 80 assists	2009-11
138	Paul Eatman Jr.	90 solos, 48 assists	2012-14

### Sacks - Game

4.0	Chris Robinson	27 yards	Bowie State	2014
3.0	Chris Robinson	12 yards	Florida A&M	2014
3.0	Terrell Floyd	--	B-Cookman	2006
3.0	Robert Armstrong	18 yards	Norfolk State	2006
2.5	Chris Fatogoma	14 yards	Savannah State	2018
2.0	Darius Leak	--	Towson	2005
2.0	Jarrell Guyton	--	Towson	2005
2.0	Bryan Wilson	--	B-Cookman	2005
2.0	Aaris Johnson	--	Bowie State	2004
2.0	Terrell Floyd	--	Norfolk State	2004
2.0	Brian Ellison	--	Texas Southern	2004
2.0	Chris Robinson	19 yards	Florida A&M	2013
2.0	M. Washington	13 yards	S.C. State	2017
2.0	Rico Kennedy	14 yards	Howard	2017
2.0	Rico Kennedy	12 yards	Towson	2018
2.0	Rico Kennedy	12 yards	Delaware State	2018
2.0	A.J. Agbelese	13 yards	Howard	2018
2.0	Bakari Smith	10 yards	Bowling Green	2011
2.0	Chris Robinson	10 yards	S.C. State	2014
2.0	Donyae Olton	14 yards	E. Michigan	2014
2.0	Chris Robinson	11 yards	Savannah State	2012
2.0	Chris Robinson	11 yards	N.C. Central	2012
2.0	Sheldon Jacques	18 yards	Hampton	2009
2.0	Chris Eugene	21 yards	N.C. A&T	2009
2.0	Greg Onyiuke	20 yards	B-Cookman	2008

### Sacks - Season

(Minimum 3.0 sacks)			
15.0	Chris Robinson	75 yards	2014
15.0	Carlos Mitchell	14 yards	1998
14.5	James Dozier	--	1990
9.5	Albert Gamble	80 yards	2003
8.5	Chris Robinson	46 yards	2012
8.0	Temo Omotade	20 yards	2005
8.0	M. Washington	44 yards	2017
8.0	Justin Lawrence	60 yards	2008
7.5	Terrell Floyd	51 yards	2006
7.5	Rico Kennedy	62 yards	2017
7.0	Bryan Wilson	44 yards	2007
6.0	Andre Williams	35 yards	2002
6.0	Ian McBorrough	49 yards	2018
6.0	Zary Stewart	58 yards	2011
5.5	Bryan Wilson	40 yards	2005





**Lamar West was a premier linebacker for the Bears and was named the MEAC Defensive Player of the Year in**

5.0	David Lewis	37 yards	2000
5.0	Warner Herndon	56 yards	1998
5.0	Jarrell Guyton	37 yards	2006
5.0	Lamar West	43 yards	2007
5.0	Sekou Goings	22 yards	2002
5.0	Robert Armstrong	28 yards	2006
4.5	Vincent Brown	50 yards	2003
4.5	Bakari Smith	32 yards	2012
4.5	Anthony Young	25 yards	2005
4.5	Dalonte Jenifer	23 yards	2015
4.5	Rico Kennedy	25 yards	2018
4.5	Tierney Yates	36 yards	2011
4.5	Justin Lawrence	29 yards	2007
4.5	Ayodeji Agbelese	30 yards	2016
4.5	M. Washington	17 yards	2016
4.0	Carlos Mitchell	--	1999
4.0	Andrew Tippins	--	1999
4.0	Carl Carter	--	1999
4.0	Vincent Brown	39 yards	2004
4.0	Jason Whaley	20 yards	2002
4.0	Terrell Floyd	27 yards	2004
4.0	Clar. McPherson	18 yards	2007
4.0	Jarrell Guyton	22 yards	2008
4.0	Troy Leftwich	37 yards	2008
4.0	Chris Robinson	34 yards	2013
4.0	Rich Ndubueze	29 yards	2011
4.0	Jai Franklin	33 yards	2016
3.5	Sekou Goings	33 yards	2003
3.5	Andrew Mitchell	21 yards	2015
3.5	Jarrell Guyton	17 yards	2007
3.5	Joel Scott	26 yards	2015
3.5	Demarco Bisbee	19 yards	2012
3.5	Justin Young	27 yards	2010
3.5	Fred Davis	34 yards	2009
3.5	Jarrell Guyton	21 yards	2005
3.0	Sean Smith	7 yards	1998
3.0	Aaris Johnson	25 yards	2002
3.0	Bricen Tate	19 yards	2008
3.0	Justin Lawrence	8 yards	2006
3.0	Darius Leak	30 yards	2005
3.0	Choo Choo Davis	27 yards	2005
3.0	Andre Williams	27 yards	2004

3.0	Aaris Johnson	13 yards	2004
3.0	Lonnie Harvey	19 yards	2007
3.0	Jai Franklin	19 yards	2015
3.0	Cody Acker	20 yards	2014
3.0	Heleaince Gates	20 yards	2013
3.0	Allen Stephens	25 yards	2010
3.0	Troy Leftwich	26 yards	2009
3.0	Sheldon Jacques	22 yards	2009
3.0	Chris Eugene	31 yards	2009

### Sacks - Career

28.5	Chris Robinson	163 yards	2011-14
26.0	Willie Thompson	--	1994-97
24.0	Justin Lawrence	128 yards	2006-08
16.0	Jarrell Guyton	114 yards	2005-08
14.5	Rico Kennedy	103 yards	2016-Present
14.0	Bryan Wilson	97 yards	2004-07
12.0	Carlos Mitchell	--	1997-99

### Total Tackles For Minus Yards - Game

(Minimum 15 tackles)

31	Allen Stephens	4.0	Robert Morris	2011
27	Chris Robinson	4.0	Bowie State	2014
23	Rico Kennedy	4.5	Rutgers	2017
22	Zary Stewart	3.0	Norfolk State	2011
19	AJ Agbelese	3.0	N.C. Central	2016
18	Justin Lawrence	3.0	N.C. A&T	2009
17	Jarrell Guyton	5.5	W-Salem State	2007
17	Delonte Jenifer	5.0	Florida A&M	2015
17	Allen Stephens	3.0	Florida A&M	2010
17	M. Washington	3.0	S.C. State	2017
17	Rico Kennedy	3.0	Howard	2017
14	Chris Robinson	4.0	Florida A&M	2014
14	Chris Robinson	3.5	Norfolk State	2012
15	Rico Kennedy	3.0	Towson	2018
15	Joel Scott	3.0	Delaware State	2018

### Total Tackles For Minus Yards - Season

127	Rico Kennedy	19.5 tackles	2017
100	Vincent Brown	22.0 tackles	2003
82	Chris Robinson	18.0 tackles	2014
82	Justin Lawrence	17.0 tackles	2008
80	Warner Herndon	14.0 tackles	1998
74	Zary Stewart	13.0 tackles	2011
71	Carlos Mitchell	20.0 tackles	1999
70	Bryan Wilson	14.0 tackles	2007

### Total Tackles For Minus Yards - Career

281	Chris Robinson	42.5 tackles	2011-14
205	Rico Kennedy	38.5 tackles	2016-Present
158	Justin Lawrence	34.5 tackles	2006-08
157	Vincent Brown	33.5 tackles	2003-04
139	Bryan Wilson	26.5 tackles	2004-07
132	Zary Stewart	28.0 tackles	2009-11
118	Jai Frankli	30.0 tackles	2015-17
114	Bakari Smith	27.5 tackles	2009-12

### Total Tackles For Loss - Game

(Minimum 3 tackles for loss)

5.5	Jarrell Guyton	17 yards	W-Salem State	2007
5.0	Delonte Jenifer	17 yards	Florida A&M	2015
4.5	Rico Kennedy	23 yards	Rutgers	2017
4.0	Greg Gibson	7 yards	Howard	2016
4.0	Chris Robinson	27 yards	Bowie State	2014
4.0	Chris Robinson	14 yards	Florida A&M	2014
4.0	Allen Stephens	31 yards	Robert Morris	2011
3.5	Chris Robinson	14 yards	Norfolk State	2012
3.0	Jarrell Guyton	13 yards	Savannah State	2007

3.0	Allen Stephens	17 yards	Florida A&M	2010
3.0	Jarrell Guyton	8 yards	N.C. A&T	2007
3.0	Bakari Smith	12 yards	Delaware State	2010
3.0	Zary Stewart	10 yards	Howard	2010
3.0	Dominick Bryan	6 yards	S.C. State	2010
3.0	Tierney Yates	8 yards	Sacred Heart	2012
3.0	Howard	17 yards	Howard	2017
3.0	Chris Robinson	11 yards	S.C. State	2014
3.0	Zary Stewart	22 yards	Norfolk State	2011
3.0	M. Washington	17 yards	S.C. State	2017
3.0	AJ Agbelese	19 yards	N.C. Central	2016
3.0	M. Washington	4 yards	Florida A&M	2017
3.0	Jai Franklin	4 yards	S.C. State	2017
3.0	Troy Leftwich	13 yards	Delaware State	2009
3.0	Justin Lawrence	18 yards	N.C. A&T	2009
3.0	Rico Kennedy	15 yards	Towson	2018
3.0	Rico Kennedy	15 yards	Delaware State	2018
3.0	Joel Scott	13 yards	Howard	2015

### Total Tackles For Loss - Season

(Minimum 10 tackles for loss)

22.0	Vincent Brown	100 yards	2003
20.0	Carlos Mitchell	71 yards	1999
19.5	Rico Kennedy	127 yards	2017
18.0	Chris Robinson	82 yards	2014
17.0	M. Washington	68 yards	2017
17.0	Justin Lawrence	82 yards	2008
15.5	Jarrell Guyton	55 yards	2007
14.0	Carlos Mitchell	66 yards	1998
14.0	Bryan Wilson	70 yards	2007
14.0	Albert Gamble	46 yards	2001
14.0	David Lewis	52 yards	2001
14.0	Warner Herndon	80 yards	1998
13.5	Chris Robinson	63 yards	2012
13.0	Jai Franklin	60 yards	2016
13.0	Zary Stewart	74 yards	2011
13.0	Jarrell Guyton	41 yards	2008
13.0	Carlos Mitchell	--	1997
12.5	Joel Scott	60 yards	2015
12.0	Troy Leftwich	45 yards	2009
12.0	Bakari Smith	45 yards	2012
12.0	Lamar West	67 yards	2007
12.0	Albert Gamble	32 yards	2002
11.5	Cody Acker	37 yards	2014
11.5	Allen Stephens	46 yards	2010
11.5	Vincent Brown	57 yards	2004
11.0	Kirk Williams	35 yards	1999
11.0	Justin Patton	39 yards	1999
11.0	Aaron Roberts	34 yards	2000
10.5	Cody Acker	27 yards	2013
10.5	George Howard	50 yards	2008
10.0	Rico Kennedy	38 yards	2018
10.0	Troy Leftwich	47 yards	2008
10.0	Justin Patton	27 yards	2001

### Total Tackles For Loss - Career

49.5	Jarrell Guyton	181 yards	2005-08
42.5	Christopher Robinson	281 yards	2011-14
38.5	Rico Kennedy	205 yards	2016-Present
34.5	Justin Lawrence	158 yards	2006-08
33.5	Vincent Brown	158 yards	2003-04
30.0	Jai Franklin	118 yards	2015-17
30.0	Albert Gamble	88 yards	2000-03
28.0	Zary Stewart	132 yards	2009-11
27.5	Sekou Goings	92 yards	2001-03
27.5	Bakari Smith	114 yards	2009-12
26.5	Bryan Wilson	139 yards	2004-07
24.5	Cody Acker	73 yards	2012-14
23.0	Carlos Watts	99 yards	2001-03
22.5	Malachi Washington	87 yards	2016-Present





## YEAR-BY-YEAR LEADERS

### Rushing

Year...	Name.....	Yards.....	Att.....	TD
1948...	George Rooks	688	87	6*
1950...	George Rooks	819	109	12*
1951...	Walter Robbins	258	61	--
1952...	Alfred Gaines	577	103	--
1953...	Jerome McArthur	434	71	6*
1954...	Jerome McArthur	664	114	8*
1955...	Charles Porter	638	85	6*
1956...	Jerome McArthur	821	110	5*
1957...	Bobby Gordon	308	61	--
1958...	Bobby Gordon	352	71	5*
1959...	Earl Bowen	552	116	2*
1960...	Les Johnson	426	68	--
1961...	Oliver Dobbins	366	85	--
1962...	Leroy Kelly	438	82	13*
1963...	Oliver Dobbins	444	100	12*
1964...	Clarence Scott	497	92	--
1965...	Kenneth Duke	644	129	14*
1966...	George Nock	540	90	9*
1967...	George Nock	700	134	--
1968...	George Nock	630	152	7*
1969...	Eugene Neal	563	135	9*
1970...	John Sykes	752	177	--
1971...	John Sykes	1,007	193	5
1972...	Robert Hammond	784	160	--
1973...	Robert Hammond	744	174	8
1974...	Robert Hammond	840	207	--
1976...	Nathan Munford	511	122	2
1977...	Lloyd McCleave	789	175	10
1978...	Lloyd McCleave	532	141	0
1979...	Angelo Proctor	322	61	4
1980...	James Fields	507	124	4
1981...	Phoenix Dinkins	380	70	4
1982...	James Fields	603	129	7
1983...	Alphonso Harris	530	116	3
1984...	Alphonso Harris	737	142	3
1985...	Alphonso Harris	375	102	3
1998...	Jay Hinton	877	198	5
1999...	Ali Culpepper	660	135	7
2000...	Ali Culpepper	853	198	7
2001...	Ali Culpepper	1,048	237	13
2002...	T.J. Stallings	1,169	243	19
2003...	LeJ. Washington	623	134	7
2004...	Jason Jackson	1,191	202	9
2005...	Jason Jackson	667	139	9
2006...	Chad Simpson	795	147	9
2007...	Chad Simpson	1,402	276	14
2008...	Devan James	1,320	291	8
2009...	Devan James	639	161	1
2010...	David Brown	439	77	2
2011...	Travis Davidson	732	144	7
2012...	Travis Davidson	958	206	12
2013...	Lamont Brown III	708	145	5
2014...	Herb Walker Jr.	1,408	233	13
2015...	Orlando Johnson	583	143	6
2016...	Lamont Brown III	455	108	2
2017...	Eric Harrell	638	107	5
2018...	Joshua Chase	514	127	3

\*Total TDs scored

### Passing

Year...	Name.....	Yards...	Att.....	Comp..	TD
1948...	Eli Howard	417	69	36	5
1950...	George Rooks	819	98	48	1
1951...	James Green	523	100	48	3
1952...	George Williams	563	95	49	6
1953...	George Williams	523	82	38	5
1954...	Gary Freeman	726	119	54	7
1955...	Henry Smith	88	26	8	1
1956...	Henry Smith	333	73	29	7
1957...	Jack Dennis	648	100	52	3
1958...	Jack Dennis	550	54	30	4
1959...	Russell Binion	130	24	11	2
1960...	Jack Dennis	552	69	36	5
1961...	Carmie Pompey	423	59	27	6
1962...	Carmie Pompey	564	119	78	5
1963...	Carol Whitaker	444	51	23	3
1964...	Gilbert Moore	390	37	22	5
1965...	Russell Jolivet Sr.	683	77	38	6
1966...	Daryl Johnson	714	80	44	8
1967...	Daryl Johnson	1063	114	62	11
1968...	David Freland	511	47	25	2
1969...	David Freland	1,204	154	78	15
1970...	David Freland	1,077	139	65	10
1971...	David Freland	1,088	187	84	11
1972...	Greg Grimes	478	94	37	5
1973...	Edmond Burt	455	76	33	3
1974...	Donnell Coleman	484	72	34	5
1976...	Allen Rose	1,030	163	74	8
1977...	Allen Rose	1,361	207	85	10
1978...	N/A				
1979...	Darrell Coulter	1,464	206	90	12
1980...	Darrell Coulter	1,761	241	128	10
1981...	Darrell Coulter	561	--	--	--
1982...	Darrell Coulter	--	--	--	--
1983...	Mike Lindsey	1,156	175	83	8
1984...	Dexter Foreman	713	186	70	4
1985...	Leslie Wilson	528	145	62	2
1998...	Willie McGirt	1,370	229	112	3
1999...	Willie McGirt	769	107	53	7
2000...	Cust. Patterson	879	178	79	6
2001...	LeJ. Washington	1,557	218	110	9
2002...	B. Littlejohn	1,128	134	66	10
2003...	B. Littlejohn	827	122	53	7
2004...	B. Littlejohn	2,643	359	182	18
2005...	Byron Selby	2,023	354	164	9
2006...	Mario Melton	924	148	70	5
2007...	Byron Selby	833	115	64	5
2008...	Carlton Jackson	742	112	58	5
2009...	Carlton Jackson	1,457	240	141	9
2010...	Delonte Williams	830	143	69	5
2011...	Seth Higgins	1,116	186	97	9
2012...	Robert Council	1,115	195	98	5
2013...	Seth Higgins	609	96	50	7
2014...	Moses Skillon	1,392	204	115	11
2015...	Moses Skillon	1,616	273	138	7
2016...	Chris Andrews	1,366	230	110	11
2017...	Elijah Staley	1,463	266	125	4
2018...	DeAndre Harris	1,009	155	80	5

### Receiving


Year...	Name.....	Yards.....	Rec.....	TD
1948...	William Harris	75	3	2
1950...	Irvin Locust	178	12	1
1951...	Irvin Locust	261	23	2
1952...	Leonard Randall	122	9	3

1953...	Alfred Gaines	161	11	1
1954...	Jerome McArthur	278	15	3
1955...	Jackson Rozier	148	12	2
1956...	Jackson Rozier	187	13	4
1957...	Joseph Buckson	286	27	1
1958...	Albert Cunningham	104	6	0
1959...	Earl Bowen	41	5	0
1960...	Robert Utley	214	20	5
1961...	William Tinkler	246	20	1
1962...	William Tinkler	211	13	1
1963...	Alfred Bates	162	11	1
1964...	Alvin Mitchell	219	11	4
1965...	Everette Fullwood	546	30	3
1966...	Gerald Boyd	319	17	5
1967...	Raymond Chester	593	25	5
1968...	Raymond Chester	474	15	4
1969...	Ara Person	545	36	8
1970...	Ronald Mayo	452	26	3
1971...	Curtis Davis	340	8	6
1972...	Greg Latta	162	13	4
1973...	Curtis Davis	235	12	3
1974...	Mark Durden	328	21	2
1976...	Mark Durden	817	44	7
1977...	Nathan Munford	533	25	4
1978...	Ron Williams	345	25	1
1979...	Curtis Henderson	427	30	4
1980...	Mike Holston	802	62	4
1981...	Cornelius Johnson	342	16	1
1982...	Cornelius Johnson	413	27	2
1983...	Arnold Clinton	447	31	6
1984...	Steve Jones	267	22	1
1985...	Alphonso Harris	119	13	1
2000...	Anthony Collins	506	37	3
2001...	Marc Lester	594	46	5
2002...	T.J. Stallings	654	39	4
2003...	Tommie Manus	578	40	4
2004...	Kelvin Dickins	1,019	47	7
2005...	Kelvin Dickens	550	37	6
2006...	Rodrick Wolfe	498	29	6
2007...	Robert Surratt	340	27	2
2008...	Robert Surratt	365	32	2
2009...	Edwin Baptiste	336	28	4
2010...	Chuka Okakpu	325	28	4
2011...	Lamont Bryant	371	21	2
2012...	Andrew King	334	25	2
2013...	Thomas Martin	352	28	0
2014...	Andrew King	508	42	6
2015...	Andrew King	489	44	3
2016...	Thomas Martin	400	28	1
2017...	Manassah Bailey	610	37	6
2018...	Corey Holmes	321	31	1

## YEAR-BY-YEAR LEADERS

### Total Tackles

Year...	Name.....	Total.....	Solo.....	Assists
1998...	Justin Patton	62	28	34
1999...	Justin Patton	69	35	34
2000...	Micah Ramseur	59	40	19
2001...	Albert Gamble	96	61	35
2002...	Albert Gamble	93	56	37
2003...	Vincent Brown	77.5	59	37
2004...	Vincent Brown	98	42	56
2005...	Kendall Jackson	60	42	18
2006...	Jarrell Guyton	56	37	19
2007...	Kofi Nkrumah	74	42	32



Jon Voroshilin



Albert Gamble



Vincent Brown



Darren McKhan



Jarrell Guyton

Year	Name	Yards	Total	TD
2008	Jarrell Guyton	70	35	35
2009	George Howard	130	69	61
2010	Reshaude Miller	67	40	27
2011	Allen Stephens	80	38	42
2012	Elandon Roberts	107	59	48
2013	Cody Acker	97	65	32
2014	Cody Acker	113	70	43
2015	Damare' Whitaker	66	30	36
2016	Greg Gibson	77	38	39
2017	Rico Kennedy	70	50	20
2018	Damare Whitaker	91	64	27

**Interceptions**

Year	Name	Yards	Total	TD
1970	N/A			
1971	Maurice Tyler	49 yards	3	1
1972	Stan Cherry	45 yards	3	0
1973	Tim Baylor	20 yards	3	1
1974	Donnie Tyus	17 yards	5	0
1976	Joe Fowlkes	48 yards	6	1
1977	Kevin Slade	33 yards	9	0
1978	N/A			
1979	Vaughn Dennis	67 yards	6	0
1980	Mark Young	72 yards	8	1
1981	Craig Spencer	37 yards	7	0
1982	Charles Singleton	24 yards	4	0

Year	Name	No.	Yards	Avg.	Blkd
1983	Darryl Brown	18	5	0	0
1984	N/A				
1985	N/A				
1998	Warner Herndon	70	3	2	
1999	Melvin Coleman	32	6	0	
2000	Micah Ramseur	45	3	0	
2001	Jamar Williams	95	8	1	
2002	Sam Massey	0	2	0	
2003	Choo Choo Davis	55	5	1	
2004	Choo Choo Davis	18	5	0	
2005	Herman Hayes	0	3	0	
2006	Herman Hayes	0	2	0	
2007	Kendell Jackson	13	3	0	
2008	Darren McKhan	92	4	1	
2009	Joseph Ellis	47	3	0	
2010	Reshaude Miller	183	5	1	
2011	Kenneth Ridley	2	4	0	
2012	Joe Rankin	78	5	1	
2013	DeShaun Summers	72	3	0	
2014	Nathan Ayers	3	3	0	
2015	Darius Johnson	15	2	0	
2016	Carl Garnes	73	2	0	
2017	Donovan Jackson	0	2	0	
2018	Donte Small	26	4	1	

**Punting**

Year	Name	No.	Yards	Avg.	Blkd
1948	Eli Howard	31	842	27.1	3
1950	Eli Howard	35	1,490	42.6	0
1951	N/A				
1952	Carl Whitted	38	1,277	33.6	0
1953	N/A				
1954	Gary Freeman	45	1,415	31.4	2
1955	William Billups	19	597	31.4	3
1956	Jackson Rozier	27	800	29.6	2
1957	Jackson Rozier	24	715	29.7	1
1958	Jack Dennis	25	913	36.5	-
1959	Samuel Frier	35	1,172	33.4	-
1960	Jack Dennis	18	614	34.1	-
1961	Leroy Kelly	36	1,288	35.8	-
1962	Leroy Kelly	29	967	33.3	-

1963	Leroy Kelly	30	1,057	35.2	-
1964	Wilbur Robinson	17	536	31.4	-
1965	Isaac Jackson	28	1,079	38.5	-
1966	Isaac Jackson	28	1,092	39.0	-
1967	Isaac Jackson	33	1,048	31.7	-
1968	William Worthington	33	1,037	31.4	-
1969	William Worthington	21	757	36.0	-
1970	Tom Foreman	43	1,499	34.8	-
1971	Tom Foreman	61	2,044	33.5	-
1972	Jimmy Lewis	41	1,381	33.6	-
1973	Richard Slaughter	42	1,322	33.9	-
1974	Steve Turpin	73	2,913	39.9	-
1976	Steve Turpin	21	843	40.1	-
1977	Allen Rose	79	3,215	41.0	-
1978	Steve Turpin	67	2,499	37.3	-
1979	Vaughn Dennis	65	2,163	33.3	-
1980	Vaughn Dennis	47	1,538	32.7	-
1981	Arnold Clinton	38	1,184	31.2	-
1982	Arnold Clinton	67	2,249	33.6	-
1984	Dwayne Short	48	1,529	31.9	-
1985	William Johnson	46	1,402	30.5	-
2000	Eddie Henry	57	1,868	32.8	-
2001	Jon Voroshilin	55	2,112	38.4	-
2002	Jon Voroshilin	44	1,647	37.4	-
2003	Jon Voroshilin	54	2,129	39.4	-
2004	Earl Johnson	16	583	36.4	-
2005	Thomas Beese	58	2,079	35.8	-
2006	Earl Johnson	31	1,091	35.2	2
2008	J. Skeete	64	2,262	35.3	1
2009	Nicholas Adams	69	2,730	39.6	0
2010	Nicolas Adams	62	2,454	39.6	0
2011	Nicolas Adams	67	2,616	39.0	1
2012	Earvin Gonzales	61	2,406	39.4	1
2013	Lawrence Forbes	52	2,277	43.8	0
2014	Lawrence Forbes	49	1,887	38.5	1
2015	Chris Moller	53	2,087	39.4	0
2016	Alex Raya	40	1,338	33.5	1
2017	Luke Ursanel	31	1,115	36.0	1
2018	Nicholas Adams	65	2,298	35.4	2

**All-Time MSU First-Team Selections (MEAC & CIAA)**

**ALL-MEAC:**

2018	Ian McBorough	LB
	Donte Small	DB
2014	Darren Pinnock	OL
	Herb Walker Jr.	RB
	Cody Acker	LB
2013	Karim Barton	OL
2011	Lamont Bryant	TE
2009	George Howard	LB
	Justin Lawrence	DL
	Lamont Bryant	TE
2008	Jarrell Guyton	LB
	Devan James	RB
	Dwayne Delaney	OL
	Justin Lawrence	DL
	Chris Williams	SS
	Darren McKhan	CB
2007	Chad Simpson	RB
	Bryan Wilson	DE
2004	Bradshaw Littlejohn	QB
	Kelvin Dickens	WR
	Curtis Bradley	OL



	Chris Cash	TE
	Vincent Brown	LB
2003	Yannick Boka	OL
	Chris Cash	TE
	Albert Gamble	LB
2002	Visanthe Shiancoe	TE
	T.J. Stallings	RB
	Albert Gamble	LB
2001	Ali Culpepper	RB
1995	Elijah Cameron	RET
1993	Jesse Humphrey	WR
	Matt Steeple	DL
1992	Jesse Humphrey	WR
	Tony Phillips	RB
	Matt Steeple	DL
1990	James Dozier	DL
1989	Glenny Moore	WR
	James Dozier	DL
1988	Glenny Moore	WR
	William Foye	DL
1987	Reggie Burgess	WR
1986	Alton Gowdy	DB
1979	Curtis Henderson	SE
	Henry King	OG
	Darrell Coulter	QB
	Arthur Cook	DE
	Elvis Franks	DT
	Maurice Burton	CB
	Vaughn Dennis	S
1978	Nathan Munford	RB
	Gerald Huggins	LB
	Joe Fowlkes	S
1977	Nathan Munford	RB
	Kevin Slade	CB
	Allen Rose	P
1976	William Lighty	OT
	Mark Durden	FL
	Joseph Fowlkes	CB
1975	William Lighty	OT
	Mark Durden	FL
	Van Nicholson	LB
	Tim Baylor	CB
	Steve Turpin	P
1974	Frank McQueen	OT
	William Thompson	OG
	Robert Hammond	RB
	Eugene Sims	LB
	Richard Tyrus	S
	Steve Turpin	P
1973	Greg Latta	TE
	Frank McQueen	OT
	Robert Hammond	RB
	Curtis Davis	FI
	Eugene Sims	LB
	Tim Baylor	CB
	Richard Tyuz	CB
1972	Robert Hammond	RB
	John Andrews	DL
	Eugene Sims	LB
	Stan Cherry	LB
1971	Ray Hairston	OG
	Jeff Freland	QB
	John Sykes	RB
	John Andrews	DT
	Gregory Ogle	CB

#### ALL-CIAA:

1970	Bruce Caraway	G
	Harold Bell	T
	Willie Germany	LB
1969	Robert Smith	G
1968	Robert Smith	G
	Raymond Chester	E
	George Nock	B
	Edward Hayes	CB
1967	Thomas Dean	G
	Gerald Boyd	E
	Daryl Johnson	QB
	George Nock	HB
	Jeffrey Queen	DE
	Carlton Dabney	DG
	Edward Hayes	CB
1966	James Phillips	G
	Harvey Patmore	T
	Earl Mayo	HB
	George Noch	FB
	Jeffrey Queen	DE
	Willie Lanier	DG
	Carlton Dabney	DT
	Wade Johnson	LB
	Daryl Johnson	PK
1964	James Phillips	G
1963	Leroy Sheppard	G
	Oliver Dobbins	HB
1961	Robert Young	G
	William Tinkler	E
1956	Jerome McArthur	HB
	Jack Rozier	E
1955	Jack Rozier	C
	Gilbert Prather	G
	Charles Porter	HB
1953	William Buford	T
	Al Gaines	B
1952	Roosevelt Brown	T
1951	Roosevelt Brown	T

### All-Time MSU League Award Winners

#### Coaches of the Year:

2014	Lee Hull
2002	Donald Hill-Eley
1979	Clarence Thomas
1976	Henry Lattimore

#### Offensive Player of the Year:

2007	Chad Simpson	RB
2004	Bradshaw Littlejohn	QB
1979	Darryl Coulter	QB

#### Defensive Player of the Year:

2009	George Howard	LB
2008	Jarrell Guyton	LB
1990	James Dozier	DL
1973	Eugene Simms	LB

#### Rookies of the Year:

2002	Bradshaw Littlejohn	QB
------	---------------------	----

#### Offensive Lineman of the Year:

2014	Darren Pinnock	OL
------	----------------	----

## Conference Championships

#### CIAA Championships (19):

Eddie P. Hurt Coached Teams (14):  
1930, 1932, 1933, 1934, 1935, 1937, 1940, 1941, 1942, 1943, 1944, 1946, 1949, 1956  
Earl C. Banks Coached Teams (4):

1962, 1965, 1966, 1967, 1968

#### MEAC Championships (4):

Earl C. Banks Coached Teams: (1); 1971  
Henry Lattimore Coached Teams: (1); 1976  
Clarence Thomas Coached Teams: (1); 1979  
Lee Hull Coached Teams: (1); 2014

#### Most Consecutive Games Won:

30 (8th in 1964 to the 5th in 1968)

#### Longest Non-Losing Streak:

57 (4th in 1931 to the 6th in 1938)

## Bears in the NFL

Year	Player	Team
1950	Len Ford	Chicago Bears
1951	Charlie Robinson	Baltimore Colts
1952	Roosevelt Brown	New York Giants
1961	Edward Fullwood	Houston Oilers
1964	Oliver Dobbins	Buffalo Bills
	Leroy Kelly	Cleveland Browns
1965	Roland Savage	San Diego Chargers
	Kenneth Dukes	Baltimore Colts
	Leroy Kelly	Cleveland Browns
1966	Ike Jackson	New York Giants
	Willie Lanier	Kansas City Chiefs
1967	Tom Carr	New Orleans Saints
	Willie Lanier	Kansas City Chiefs
1968	Gerald Boyd	New York Giants
	Carlton Dabney	Atlanta Falcons
	Tom Dean	New York Giants
	Joe Fowlkes	Philadelphia Eagles
	Edward Hayes	Philadelphia Eagles
	Daryl Johnson	New England Patriots
	Alvin Mitchell	Cleveland Browns
	Harvey Palmore	New York Jets
	Jeff Queen	Oakland Raiders
	Clarence Scott	New England Patriots
	Bob Wade	Denver Broncos
1969	Bernard Barnes	Oakland Raiders
	George Nock	Washington Redskins
	John Fuqua	New York Giants
1970	Raymond Chester	Oakland Raiders
	Mark Washington	Dallas Cowboys
1971	Bernard Barnes	Oakland Raiders
	Bruce Carroway	Los Angeles Rams
	Willie Germany	Houston Oilers
	Ara Pearson	St. Louis Cardinals
	Larry Wilson	Houston Oilers
	Edward Fullwood	Houston Oilers
1972	Greg Ogle	Dallas Cowboys
	John Sykes	San Diego Chargers



	. Maurice Tyler.....	Denver Broncos
1973	John Andrews.....	Chicago Bears
	Stan Cherry.....	Baltimore Colts
1974	Greg Latta.....	Chicago Bears
	Herb Lynch.....	Philadelphia Eagles
1975	Mike Collier.....	Pittsburgh Steelers
	Bobby Hammond.....	New York Giants
1976	Tim Baylor.....	Baltimore Colts
1977	Mark Durden.....	Cleveland Browns
1978	Joe Fowlkes.....	Philadelphia Eagles
	Kevin Slade.....	St. Louis Cardinals
1979	Arthur Cook.....	Baltimore Colts
	Elvis Franks.....	Cleveland Browns
	Curtis Henderson.....	Pittsburgh Steelers
	Gerald Huggins.....	Baltimore Colts
	Andre Hickham.....	San Diego Chargers
1980	Mike Holston.....	Houston Oilers
1981	Mikal Abdul Sorboor.....	Pittsburgh Steelers
1982	Hans Ramsey.....	New York Jets
1983	Demostenes Christie.....	Detroit Lions
1986	Phoenix Dinkins.....	Buffalo Bills
	Guy Goodwin.....	Green Bay Packers
	Dwayne Simmons.....	Philadelphia Eagles
1987	Cornel Gowdy.....	Pittsburgh Steelers
1990	Vernon Beard.....	Washington Redskins
2002	Visanthe Shiancoe.....	New York Giants
2003	Sam Massey.....	Baltimore Ravens
	Cliff Johnson.....	Detroit Lions
2004	Tommy Manus.....	Baltimore Ravens
	Sam Massey.....	Baltimore Ravens
2007	Chad Simpson.....	Indianapolis Colts
2008	Lonnie Harvey.....	Carolina Panthers
2012	Lamont Bryant.....	Carolina Panthers
	Jourdan Brooks.....	Cincinnati Bengals
2013	Karim Barton.....	Philadelphia Eagles
2018	Joshua Miles.....	Arizona Cardinals

## Bears All-Time Draft Picks By Round (Seven Rounds)

<b>First Round</b>	.. Year....	Pick...	Ovr ..	Team .....	Pos
	Raymond Chester ..	1970 .....	24 .....	24 .....	Oakland ..TE
<b>Second Round</b>					
	Willie Lanier ..	1967 .....	24 .....	50 .....	Chiefs .....
<b>Third Round</b>					
	Ara Persons ..	1979 .....	22 .....	74 .....	Colts.....TE
	Michael Holston ..	1981 .....	23 .....	79 .....	Oilers.....WR

Visanthe Shiancoe	2003.....	27 .....	91 .....	Giants .....	TE
<b>Sixth Round</b>					
Ron Mayo	.....	1973.....	1 .....	131..	Oilers .....
<b>Seventh Round</b>					
Willie Germany	..	1971.....	10 .....	166...	Redskins..DB
Larry Watson	..	1971.....	18 .....	174...	Oilers.....T
John Sykes	.....	1972.....	13 .....	169...	Colts.....RB
John Andrews	.....	1973.....	19 .....	175...	Lions.....DT
Joshua Miles	.....	2018 .....	.....	248..	Cards.....OL

## NFL Hall of Famers

New York Giant and All-Pro Lineman **Roosevelt Brown** was inducted into the NFL 'Hall of Fame' in 1975

**Len Ford** - began his career as a two-way end in the old AAFC with Cleveland and caught 67 passes in two years, then turned solely to defense and was a pass-rushing demon

**Leroy Kelly** was named All-NFL five times and was named to six Pro Bowls...Kelly started his career as a punt and kick returner until he took over for Jim Brown when Brown retired after the 1965 season

**Willie Lanier** - Kansas City Chiefs starting middle linebacker for 11 years...helped Chiefs to Super Bowl IV victory over the Minnesota Vikings

## Bears in the Pros

### Arena Football League

Vincent Brown	.....	Arizona Rattlers
Matthew Steeple.....	.....	NY Knights (1989)
Justin Lawrence.....	.....	Milwaukee Mustangs (2011-12)
..Pittsburgh Power (2014);	.....	Philadelphia Soul (2015-16)
.....	.....	Baltimore Brigade (2017)

### Arena Football League 2


Anthony Collins.....	.....	Macon Knights (2005)
Kelvin Dickens .....	.....	Spokane Shock (2007)

### Arena Indoor Football Association

Bradshaw Littlejohn.....	.....	Carolina Speed,
.....	.....	Erding Bulls-Germany (2007)




Leroy Kelly




Greg Latta



Raymond Chester



Willie Germany



John "Frenchy" Fuqua



Visanthe Shiancoe

## NFL Europe

Cliff Johnson .....	.....	Berlin (2005)
Marc Lester.....	.....	Frankfurt Galaxy (2001)
Sam Massey.....	.....	Amsterdam (2005)

## Canadian Football League

Gary Albury .....	.....	Edmonton Eskimos (2010)
Harold Bell.....	.....	Winnipeg (1972)
Maurice Burton.....	.....	Edmonton Eskimos (1979)
Jarrell Guyton .....	.....	Montreal Alouettes (2010)
Clarence Holzendorf.....	.....	Montreal Alouettes (1980)
Justin Lawrence.....	.....	Montreal Alouettes (2010)
James Phillips.....	.....	Winnipeg (1966)
Thomas Potts.....	.....	Saskatchewan (2003)
Chad Simpson.....	.....	Winnipeg Blue Bombers (2012)

## World Football League

Dave Douglas .....	.....	Charlotte Hornets (1974)
Cliff Greenfield .....	.....	Charlotte Hornets,
.....	.....	Philadelphia Bell (1974)
Jimmy Joe.....	.....	Memphis South Men (1974)
Herb Lynch.....	.....	Philadelphia Bell (1974)



# MSU Coaching History

**DR. JOHN CAMPER** ...Year ... Won . Lost..Tied  
(1920-1923)

1920	2	5	1
1921	0	3	0
1922	1	3	0
1923	0	3	0
Total	3	14	1

**JIM LAW** ...Year ... Won . Lost..Tied  
(1924-1925)

1924	2	2	1
1925	4	1	1
Total	6	3	2

**DR. CHARLES DREW** ....Year ... Won . Lost..Tied  
(1926-1927)

1926	5	1	1
1927	3	1	1
Total	8	2	2

**BILL TAYLOR** ....Year ... Won . Lost..Tied  
(1928)

1928	5	2	3
------	---	---	---

**EDDIE P. HURT** ...Year ... Won . Lost..Tied  
(1929-1959)

1929	2	5	1
1930	8	1	0*
1931	5	2	0*
1932	7	0	1*
1933	9	0	0*
1934	5	0	3*
1935	8	0	0*
1936	6	0	2
1937	7	0	0*
1938	5	1	1
1939	4	3	1
1940	7	0	1*
1941	6	1	0*
1942	6	1	1*
1943	5	0	0*
1944	6	1	0*
1945	5	2	0
1946	8	0	0*
1947	5	2	1
1948	5	3	0
1949	8	0	0
1950	6	0	2*
1951	3	5	0
1952	5	4	0
1953	6	1	0
1954	6	3	0
1955	5	2	1
1956	5	2	1*
1957	5	4	0
1958	5	3	0
1959	1	6	1
Total	174	51	17

**EARL C. BANKS** ....Year ... Won . Lost..Tied  
(1960-1973)

1960	3	3	1
1961	5	4	1
1962	8	1	0*
1963	8	1	0
1964	7	2	0
1965	9	0	0
1966	8	0	0
1967	8	0	0*
1968	8	1	0*

1969	6	4	0
1970	8	2	0
1971	6	4	1*
1972	5	5	0
1973	6	3	0
Total	94	30	3

**NATTAYLOR** ....Year ... Won . Lost..Tied  
(1974-1975)

1974	5	5	0
1975	4	5	1
Total	9	10	1

**HENRY LATTIMORE** ...Year ... Won . Lost..Tied  
(1976-1977)

1976	6	4	0*
1977	4	6	1
Total	10	10	1

**CLARENCE THOMAS** ....Year ... Won . Lost..Tied  
(1978-1980)

1978	4	6	1
1979	9	2	0*
1980	4	7	0
Total	17	15	1

**THOMAS MORRIS** ..Year ... Won . Lost..Tied  
(1981)

1981	4	5	0
------	---	---	---

**NAT TAYLOR** ....Year ... Won . Lost..Tied  
(1982)

1982	4	7	0
------	---	---	---

**JAMES PHILLIPS** ...Year ... Won . Lost..Tied  
(1983-1984)

1983	2	8	0
1984	0	10	0
Total	2	18	0

**JESSE THOMAS** ....Year ... Won . Lost..Tied  
(1985-1987)

1985	0	9	0
1986	1	9	0
1987	1	9	0
Total	2	27	0

**EDMUND WYCHE** ...Year ... Won . Lost..Tied  
(1988-1990)

1988	1	10	0
1989	4	6	1
1990	1	10	0
Total	6	26	1

**RICKY DIGGS** ....Year ... Won . Lost..Tied  
(1991-1995)

1991	1	10	0
1992	2	9	0
1993	3	8	0
1994	3	8	0
1995	1	10	0
Total	10	45	0

**STUMP MITCHELL** ..Year ... Won . Lost..Tied  
(1996-1998)

1996	4	7	0
1997	3	7	1
1998	1	10	0
Total	8	24	1

**STANLEY MITCHELL** ...Year ... Won . Lost..Tied  
(1999-2001)

1999	2	8	0
2000	1	10	0
2001	2	9	0
Total	5	27	0

**DONALD HILL-ELEY** ....Year ... Won . Lost..Tied  
(2002-Present)

2002	7	5	0
2003	6	5	0
2004	5	6	0
2005	2	9	0
2006	5	6	0
2007	5	6	0
2008	6	6	0
2009	6	5	0
2010	4	7	0
2011	5	6	0
2012	3	8	0
2013	5	6	0
Total	59	75	0

**LEE HULL** .....Year ... Won . Lost..Tied  
(2014-15)


2014	7	6	0
2015	4	6	0
Total	11	12	0

**FRED T. FARRIER** .....Year ... Won . Lost..Tied  
(2016-17)

2016	3	8	0
2017	1	10	0
Total	4	18	0

**ERNEST T. JONES** .....Year ... Won . Lost..Tied  
(2018)

2018	4	7	0
------	---	---	---



*Eddie P. Hurt was the winningest head football coach in school history (174-51-17) and won 14 CIAA Titles. He also led the Bears to a 57 game non-losing streak from 1931 to 1938.*

## Series Records

### Alabama State

MSU leads, 1-0

1973 W 32-0

### Albany

UA leads, 1-0

2018 L 27-30

### Akron

AU leads, 3-0

2009 L 0-41

2012 L 6-66

2018 L 7-41

### Air Force

AF leads, 1-0

2015 L 7-63

### Army

Army leads, 2-0

2013 L 12-28

2016 L 3-60

### Army Commandos

MSU leads, 1-0

1942 W 94-0

### Bethune-Cookman

BCU leads, 23-8

1986 L 9-52

1987 L 22-34

1988 L 6-13

1989 W 12-6

1990 L 7-21

1991 L 6-38

1992 L 0-2

1993 W 2-0

1994 L 0-41

1995 L 10-33

1996 W 13-6

1997 W 18-15

1998 L 20-25

1999 L 25-28

2000 L 6-42

2001 L 24-35

2002 L 27-41

2003 W 31-24

2004 L 21-51

2005 L 26-44

2006 W 28-14

2007 W 33-9

2008 L 27-31

2009 W 24-13

2010 L 32-69

2011 L 23-49

2012 L 13-24

2015 L 14-38

2016 L 10-41

2017 L 28-41

2018 L 28-30

### Bluefield

MSU leads, 11-0-4

1933 W 60-6

1934 T 0-0

1935 W 12-9

1936 T 6-6

1937 W 31-6

1938 W 6-0

1939 T 6-6

1940 W 21-0

1941 W 31-0

1942 T 6-6  
1944 W 13-0  
1945 W 74-0  
1946 W 15-6  
1947 W 13-0  
1948 W 46-0

### Boston College

BC leads, 1-0

1983 L 12-45

### Boston University

BU leads, 2-0

1983 L 0-50

1984 L 0-44

### Bowie State

Series Tied, 6-4-1

1980 W 28-0

1981 L 3-7

1982 W 44-6

1988 L 7-10

1989 T 14-14

1990 L 9-34

2004 W 41-35

2005 L 21-35

2006 W 28-20

2010 W 14-7

2014 W 28-3

### Bucknell

Bucknell leads, 1-0

1999 L 10-37

### Buffalo\*

Buffalo leads, 2-1

1992 W 45-27

1998 L 17-35

2012 L 34-56

### Camp Holabird

MSU leads, 1-0

1943 W 25-0

### Camp Mackall

MSU leads, 1-0

1944 W 39-0

### Central State

CSU leads, 10-3

1951 L 7-14

1952 L 6-21

1953 W 26-0

1954 L 0-25

1955 W 19-7

1956 L 13-27

1957 L 7-23

1974 L 7-46

1975 W 24-21

1984 L 14-51

1990 L 13-63

1992 L 29-51

1996 L 17-18

### Charleston Southern

MSU leads, 2-0

1993 W 54-20

1994 W 31-29

### MSU v. Cheyney State

MSU leads, 13-0

1930 W 46-0

1931 W 32-0

1932 W 38-0

1933 W 25-0  
1934 W 34-0  
1935 W 32-0  
1936 W 21-6  
1980 W 21-13  
1981 W 21-6  
1982 W 52-30  
1989 W 19-12  
1990 W 2-0  
1995 W 38-7  
1996 W 29-0

### Cincinnati

Cincinnati leads, 1-0

1982 L 0-52

### Connecticut

Connecticut leads, 1-0

1984 L 14-41

### Delaware

Delaware leads, 2-0-1

1977 T 29-29

1980 L 7-40

1985 L 0-35

### Delaware State

MSU leads, 36-25

1945 W 27-0

1946 W 22-6

1947 W 31-0

1948 W 41-0

1949 W 32-0

1950 W 20-0

1951 W 45-6

1952 W 33-6

1961 L 3-6

1962 W 34-0

1963 W 46-14

1964 W 36-6

1965 W 34-0

1966 W 38-0

1967 W 27-0

1968 W 38-3

1969 W 34-14

1970 W 34-6

1971 W 33-7

1972 W 42-2

1973 W 34-7

1974 W 21-7

1975 L 3-17

1976 W 36-13

1977 L 6-20

1978 L 6-13

1979 W 22-0

1980 L 7-40

1985 L 0-35

1986 L 12-40

1987 L 7-30

1988 L 8-21

1989 L 12-27

1990 L 7-28

1991 L 10-26

1992 L 16-34

1993 L 42-65

1994 L 21-50

1995 L 17-41

1996 L 14-35

1997 W 14-7

1998 W 15-13

1999 L 20-34

2000 L 12-20

2001 L 12-38

2002 W 35-28\*\*

2003 W 53-36



2004	W	34-30
2005	L	14-41
2006	L	7-29
2007	L	17-25
2008	W	20-3
2009	L	22-35
2010	W	34-24
2011	W	12-0
2012	W	28-23
2013	W	31-26
2014	W	69-7
2015	W	26-6
2016	W	20-17
2017	L	30-33
2018	W	9-0

**District of Columbia**

*MSU leads, 1-0*

1987	W	14-3
------	---	------

**Eastern Michigan**

*EMU leads, 1-0*

2014	L	28-31
------	---	-------

**East Stroudsburg**

*ESU leads, 1-0*

1976	L	0-23
------	---	------

**Elizabeth City State**

*Series Tied, 1-1*

1987	L	14-21
1988	W	21-0

**Florida A&M**

*FAMU leads, 22-7*

1943	W	50-0
1989	L	13-31
1990	L	15-31
1991	L	6-55
1992	L	32-42
1993	L	14-41
1994	W	24-21
1995	L	9-47
1996	L	12-83
1997	L	13-42
1998	L	32-59
1999	L	10-66
2000	L	25-56
2001	L	12-21
2002	L	16-34
2003	L	7-26
2005	L	16-27
2006	L	23-24
2007	W	14-12
2008	W	13-10
2009	L	28-31
2010	L	17-31
2013	W	34-21
2014	W	24-9
2015	W	21-7
2016	L	21-22
2017	L	34-31
2018	L	3-38

**Fort Meade**

*MSU leads, 2-0*

1952	W	35-0
1954	W	30-0

**Gardner-Webb**

*GWU leads, 2-0*

2002	L	24-28
2004	L	49-56

**Grambling State**

*GSU leads, 15-2*

1946	W	35-0
1968	W	9-7
1969	L	12-30
1970	L	12-38
1971	L	13-31
1972	L	0-6
1973	L	14-31
1974	L	0-14
1975	L	7-40
1976	L	16-42
1977	L	19-35
1978	L	0-21
1979	L	18-28
1980	L	13-34
1982	L	13-42
1983	L	0-35
1994	L	12-87

**Hampton**

*MSU leads 38-26-2*

1930	W	13-6
1931	L	0-26
1932	T	6-6
1933	W	13-6
1934	W	28-0
1935	W	13-0
1936	W	7-6
1937	W	26-0
1938	W	19-6
1939	W	7-6
1940	T	0-0
1941	L	6-8
1942	W	24-3
1943	W	2-0
1944	W	55-0
1945	W	21-0
1946	W	20-0
1947	W	9-0
1948	W	34-0
1949	W	26-0
1950	W	27-13
1951	L	6-7
1952	W	26-14
1954	W	26-14
1954	W	39-6
1955	W	45-7
1956	W	19-13
1957	W	25-6
1958	W	60-0
1959	L	6-9
1960	W	28-7
1961	W	13-7
1962	W	41-0
1963	W	38-0
1964	W	53-7
1965	W	41-0
1966	W	69-0
1967	W	28-13
1968	W	46-14
1969	W	74-3
1982	L	7-13
1983	L	12-28
1995	L	20-54
1996	W	23-22
1997	L	0-10
1998	L	0-55
1999	L	14-34
2000	L	14-31
2001	L	20-35
2002	W	52-42
2003	L	21-24**
2004	L	37-49
2005	L	14-44

2006	L	7-26
2007	L	17-24*
2008	L	13-17
2009	W	16-13
2010	L	16-21
2011	L	18-42
2012	L	17-27
2013	W	30-27
2014	W	38-35
2015	L	10-20
2016	L	12-21

**Holy Cross**

*HC leads, 2-0*

2014	L	26-29
2016	L	24-51

**Howard**

*MSU leads 43-28-1*

1931	W	19-8
1932	W	13-6
1933	W	27-0
1934	T	0-0
1935	W	39-0
1936	W	40-0
1938	W	22-0
1939	W	39-0
1940	W	44-6
1947	L	6-14
1948	W	13-2
1949	W	39-0
1950	W	32-0
1951	W	14-0
1952	L	7-12
1953	W	40-6
1954	W	20-7
1955	W	32-0
1956	W	41-0
1957	W	48-0
1958	W	48-0
1959	W	14-0
1960	W	64-6
1961	W	20-0
1962	W	39-6
1963	W	53-8
1964	W	15-8
1971	W	7-0
1972	W	36-13
1973	W	27-7
1974	L	7-30
1975	L	16-22
1976	W	34-15
1977	W	33-24
1978	W	10-9
1979	W	27-20
1980	L	6-51
1981	L	32-35
1982	L	19-42
1983	W	15-14
1984	L	13-47
1985	L	3-7
1986	L	6-60
1987	L	0-62
1988	L	13-35
1989	L	0-31
1990	L	13-49
1991	W	37-28*
1992	L	21-68
1993	L	37-66
1994	W	17-14
1995	L	17-29
1996	L	0-49
1997	L	27-30
1998	L	3-69
1999	L	38-42

2000	L	23-35
2001	L	15-41
2002	W	38-20
2003	W	33-12
2004	L	35-42
2005	W	7-0
2006	W	18-12*
2007	W	36-33*
2008	W	31-30**
2009	W	14-7
2010	W	20-3
2011	W	14-9
2012	L	21-20
2013	L	14-28
2014	W	38-35
2015	W	21-13
2016	W	28-24
2017	L	14-39
2018	L	26-35

**Illinois State**

*ISU leads, 1-0*

2015	L	14-67
------	---	-------

**Jackson State**

*JSU leads, 2-0*

1984	L	14-28
1985	L	6-42

**James Madison**

*JMU leads, 1-0*

1995	L	7-76
------	---	------

**Johnson C. Smith**

*MSU leads 2-1*

1941	W	12-2
1942	L	0-6
1992	W	25-21

**Knoxville**

*Knoxville leads, 2-0*

1993	L	28-32
1994	L	13-22

**Liberty**

*Liberty leads, 3-1*

1992	L	27-55
1995	L	19-48
1996	W	34-28**
2013	L	10-38

1950	W	42-14
1951	W	7-2
1952	W	34-6
1953	W	20-0

**Maine**

*UM leads, 1-0*

2003	L	24-77
------	---	-------

**Marshall**

*UM leads, 1-0*

2016	L	0-62
------	---	------

**MD-Eastern Shore**

*MSU leads, 7-0-1*

1971	T	13-13
1972	W	16-14
1973	W	24-21
1974	W	35-7
1976	W	52-10
1977	W	14-0
1978	W	13-0
1979	W	41-0

**Maryland State**

*MSU leads, 10-4*

1957	L	7-12
1958	W	13-12
1959	L	7-20
1960	L	7-19
1961	W	25-13
1962	L	0-7
1963	W	10-0
1964	W	14-0
1965	W	33-21
1966	W	12-8
1967	W	36-26
1968	W	19-18
1969	W	44-16
1970	W	55-0

**Massachusetts**

*UMASS leads, 2-0*

1978	L	6-38
1985	L	9-38

**Miners Teachers**

*MSU leads, 4-0*

1936	W	47-0
1937	W	20-0
1939	W	39-0
1940	W	51-0

1955	L	13-18
2001	L	20-22
2002	W	42-41**

**Norfolk State**

*NSU leads, 20-11*

1965	W	33-0
1967	W	63-0
1968	W	34-7
1969	W	48-6
1970	W	15-7
1971	W	33-7
1986	L	23-40
1988	L	9-35
1989	W	31-20
1991	L	9-27
1997	L	6-48
1998	L	43-46**
1999	L	16-20
2000	L	14-19
2001	L	27-33
2002	L	14-17
2003	W	43-34
2004	W	58-28
2005	L	21-24
2006	W	29-20
2007	L	16-24
2008	L	9-35
2009	L	23-31
2010	L	25-37
2011	L	14-47
2012	L	0-30
2013	L	21-27
2014	L	14-15
2015	L	10-17
2016	L	14-27
2017	L	32-45
2018	W	44-27

**N.C. A&T**

*MSU leads, 43-36-3*

1930	W	18-6
1931	W	12-0
1932	W	33-0
1933	W	37-0
1934	W	7-0
1935	W	19-7
1936	W	20-3
1937	W	39-0
1938	W	12-0
1939	T	0-0
1940	W	34-0
1941	W	38-6
1942	w	9-0
1945	w	58-0
1946	W	12-7
1947	T	12-12
1948	L	0-6
1949	W	27-6
1950	T	0-0
1951	L	3-31
1952	W	16-12
1953	L	7-20
1954	W	6-0
1955	L	0-14
1956	W	25-14
1957	W	13-12
1958	L	2-20
1959	L	8-42
1960	L	6-33
1961	L	7-19
1962	W	21-14
1963	W	23-0
1964	L	8-29
1965	W	31-6



*Morgan State had its first-ever meeting with Air Force at Falcon Stadium in Colorado Springs, Colorado on Sept. 5, 2015.*



1966	W	13-8
1967	W	27-20
1968	L	6-7
1969	L	19-20
1970	w	15-9
1971	W	21-20
1972	L	13-16
1973	W	16-10
1974	W	20-0
1975	L	28-48
1976	W	45-16
1977	L	0-28
1978	L	0-25
1979	W	29-9
1980	L	21-22
1981	L	23-25
1982	L	18-31
1983	W	24-12
1985	L	20-48
1987	L	17-35
1988	L	21-38
1989	W	27-7
1990	L	0-49
1991	L	7-26
1992	L	23-52
1993	L	33-49
1994	L	16-26
1995	L	32-38
1996	L	7-55
1997	L	6-7
1998	L	16-19
1999	L	6-30
2000	L	6-33
2001	W	52-42
2002	W	30-13
2003	L	21-28
2004	W	28-26
2005	L	33-40**
2006	W	32-0
2007	W	22-17
2008	W	41-3
2009	W	7-6
2010	W	27-14
2011	L	3-24
2012	W	21-18
2013	W	24-23
2014	L	0-45
2017	L	17-49
2018	W	16-13

**N.C. Central**

*MSU leads, 11-8*

1971	W	23-8
1972	L	7-29
1973	L	8-11
1974	L	3-13
1975	W	12-10
1976	W	12-10
1977	W	35-25
1978	L	0-14
1979	W	20-6
1980	W	14-7
1981	W	36-27
1982	L	7-27
2008	W	49-7
2012	L	20-24
2013	W	34-22
2014	W	21-20
2015	L	17-20
2016	L	17-21

**N.C. College**

*MSU leads, 13-7-1*

1930	W	18-7
1931	W	26-12

1933	W	47-0
1947	W	19-10
1948	L	13-14
1949	W	20-7
1956	T	6-6
1957	L	7-27
1958	L	7-14
1959	L	10-12
1960	W	25-15
1961	L	0-21
1962	W	14-6
1963	L	20-25
1964	W	27-0
1965	W	33-0
1966	W	21-0
1967	W	23-0
1968	W	27-7
1969	L	7-34
1970	W	54-15

**Northern Iowa**

*NIU leads, 2-0*

1988	L	14-59
1991	L	6-57

**Rhode Island**

*MSU leads, 1-0*

1999	W	24-21
------	---	-------

**Richmond**

*UR leads, 1-0*

2014	L	24-46
------	---	-------

**Robert Morris**

*RMU leads, 1-0*

2013	L	14-31
------	---	-------

**Rutgers**

*Rutgers leads, 4-0*

1971	L	8-27
1972	L	14-37
2008	L	0-38
2017	L	0-65

**Samford**

*Samford leads, 3-0*

1994	L	34-40
1995	L	24-35
1998	L	12-13

**San Jose State**

*SJSU leads, 1-0*

2004	L	28-47
------	---	-------

**Savannah State**

*MSU leads, 11-0*

2000	W	12-6
2001	W	26-0
2003	W	45-14
2005	W	55-26
2007	W	47-7
2011	W	44-17
2012	W	45-6
2015	W	42-3
2016	W	35-24
2017	W	48-28
2018	W	18-11

**Shaw**

*MSU leads, 5-0*

1930	W	39-0
1961	W	42-0
1962	W	33-13

1963	W	54-8
1964	W	40-7

**Southern**

*Southern leads, 1-0*

1983	L	27-45
------	---	-------

**S.C. State**

*SCSU leads, 32-6-1*

1971	W	21-0
1972	W	24-21
1973	L	0-20
1974	W	23-17
1975	L	0-35
1976	L	0-17
1977	L	13-63
1978	T	7-7
1979	W	27-16
1980	L	13-49
1981	L	3-38
1984	L	9-29
1985	L	10-14
1986	L	0-35
1987	L	14-41
1988	L	14-51
1989	L	12-38
1990	L	0-42
1991	L	6-21
1992	L	14-31
1993	L	13-49
1994	L	7-49
1995	L	19-31
1996	L	20-27
1997	L	27-34
1998	L	0-21
2000	L	37-57
2001	L	26-29
2002	W	23-12
2003	L	21-26
2004	L	35-38
2005	L	15-65
2006	L	16-41
2007	L	21-28*
2008	L	0-32
2009	L	13-37
2010	L	10-32
2013	L	3-38
2014	W	24-21
2017	L	14-35
2018	L	18-21

**St. Paul's**

*MSU leads, 1-0*

1930	W	20-7
------	---	------

**Tennessee State**

*TSU leads, 4-0*

1972	L	0-14
1985	L	0-21
1986	L	10-52
1987	L	17-37

**Texas Southern**

*TX Southern leads, 3-2*

1969	L	20-44
1984	L	14-31
1996	L	3-42
1997	W	24-17
2004	W	37-21

**Towson**

*Towson leads, 19-6*

1979	W	34-7
------	---	------

1979	W	34-7
1980	W	14-10
1981	W	17-3
1982	L	17-10
1983	L	48-0
1984	L	38-7
1985	L	52-8
1986	L	21-0
1987	L	39-10
1993	L	56-12
1994	L	42-7
1998	L	15-10
1999	W	22-8
2000	L	31-7
2001	L	20-17ot
2002	L	49-28
2003	W	19-16
2005	L	29-26
2006	L	30-2
2007	L	28-21
2008	L	21-16
2009	W	12-9
2011	L	3-42
2017	L	0-10
2018	L	10-36

**Tuskegee**  
*Tuskegee leads, 1-0*

1944	L	0-2
------	---	-----

**UAlbany**  
*UAlbany leads, 1-0*

2017	L	0-26
------	---	------

**VA Seminary**  
*MSU leads, 2-0*

1930	W	18-0
1931	W	25-0

**Villanova**  
*VU leads, 1-0*

2014	L	28-48
------	---	-------

**Virginia State**  
*MSU leads, 37-14-1*

1932	W	10-7
1933	W	40-0
1934	W	8-0
1935	W	32-7
1936	T	6-6
1937	W	21-6
1938	L	0-15
1939	L	0-3
1940	W	12-0
1941	W	19-6
1942	W	30-0
1943	W	46-0
1944	W	6-3
1945	L	6-20
1946	W	6-0
1947	L	0-23
1948	W	19-0
1949	W	37-7
1950	W	14-7
1951	L	8-14
1952	W	7-6
1953	W	7-6
1954	L	0-22
1955	W	32-19
1956	W	25-6
1957	L	14-40
1958	W	20-6
1959	L	7-12
1960	L	12-27
1961	W	7-6

1962	W	23-0
1963	W	30-8
1964	L	6-13
1965	W	53-0
1966	W	65-0
1967	W	34-3
1968	W	25-0
1969	W	28-22
1970	W	21-12
1971	L	12-14
1972	W	14-13
1973	W	39-6
1974	L	9-10
1975	W	17-6
1976	W	28-23
1977	W	19-0
1978	W	20-6
1979	W	17-7
1980	L	19-21
1981	W	31-0
1982	W	13-0
1983	L	12-24

**Virginia Union**  
*MSU leads, 27-15-3*

1930	L	0-13
1932	W	24-0
1933	W	25-0
1934	T	0-0
1935	W	13-0
1936	W	6-0
1937	W	12-7
1938	T	0-0
1939	L	0-3
1940	W	22-0
1941	W	25-0
1942	W	33-7

1954	L	15-26
1955	W	19-6
1956	W	32-21
1957	W	13-7
1958	W	69-0
1959	L	9-14
1960	T	26-26
1961	L	19-23
1962	W	14-8
1963	W	28-0
1964	W	53-0
1965	W	7-0
1966	W	66-7
1967	W	47-16
1968	W	24-0
1969	W	48-6
1970	W	43-6
1975	W	24-21
1976	L	13-20
1977	L	9-28
1978	W	10-6
1979	W	14-7
1980	L	7-40
1981	L	0-38
1982	W	12-7
1983	L	7-47
1986	L	10-26
1987	L	3-7
1988	W	20-10
1989	L	21-38
1990	L	15-48
1991	L	12-47
1993	W	38-21

**Western Illinois**  
*WIU leads, 3-0*

1991	L	6-44
1992	L	13-63
2000	L	17-73

**Western Kentucky**  
*WKU leads, 1-0*

2013	L	17-58
------	---	-------

**West Virginia State**  
*Series Tied, 5-5-2*

1945	L	0-20
1946	W	13-12
1950	T	6-6
1951	L	13-20
1952	L	0-12
1953	W	13-0
1954	W	32-26
1955	W	6-0
1956	L	20-21
1957	W	33-0
1958	L	6-8
1959	T	6-6

**Wilberforce**  
*MSU leads, 3-0*

1943	W	43-0
1949	W	14-13
1950	W	14-12

**Winston-Salem State**  
*Series Tied, 2-1*

2007	L	17-19
2008	W	21-7
2009	W	16-10

**Yale University**  
*Yale leads, 1-0*

1984	L	0-41
------	---	------

**Youngstown State**  
*YSU leads, 3-0*

1989	L	22-45
1991	L	22-57
1993	L	27-56



## All-Time Results

### 1899

Date	Opponent	Site	W/L	Score
	Howard		L	0-71

### 1900

	Howard		L	0-41
--	--------	--	---	------

### 1901

	Howard		L	0-34
--	--------	--	---	------

### 1902

	Howard		L	0-23
--	--------	--	---	------

### 1903

	Howard		L	0-28
--	--------	--	---	------

### 1904

N11	Virginia Union	H	L	0-45
N12	Virginia State	H	L	0-48

### Head Coach: Dr. John Camper Career Record: 3-14-1

### 1920

O30	Virginia Union	H	L	0-25
	Lincoln		L	0-30

### 1921

O29	Virginia Union	A	L	0-85
	Lincoln		L	0-63

### 1922

	Hampton		L	0-6
	Howard		L	6-52
	Lincoln		L	0-52

### 1923

	Hampton		L	0-44
	Lincoln		L	0-69

### Head Coach: Jim F. Law Career Record: 6-3-2

### 1924

N1	Virginia Union	H	L	0-19
----	----------------	---	---	------

### 1925

	Howard		L	0-27
	Lincoln		L	0-7

### Head Coach: Dr. Charles Drew Career Record: 8-2-2

### 1926

	Lincoln		L	6-9
--	---------	--	---	-----

### 1927

	Howard		L	6-26
--	--------	--	---	------

### Head Coach: Bill Taylor Career Record: 5-2-3

### 1928

O6	Virginia State	A	L	0-32
	Morgan		T	0-0
	Lincoln		W	7-0

### Head Coach: Eddie P. Hurt Career Record: 178-57-19

### 1929

O5	Virginia State	H	L	0-14
O19	Virginia Union	H	L	7-19
	Howard		T	0-0
	Lincoln		L	7-19

### 1930 (8-1)

	Cheyney State		W	46-0
	Hampton		W	13-6
	St. Paul's		W	20-7
	N.C. A&T		W	18-6
	Shaw		W	39-0
	VA Seminary		W	18-0
N15	NC College		W	18-7
N18	Virginia Union		L	0-13
D20	Lincoln		W	26-6

CIAA Champions

### 1931 (5-2)

	Cheyney State		W	32-0
	Lincoln		L	0-12
	Hampton		L	0-26
O10	NC A&T	A	W	12-0
	VA Seminary		W	25-0
N14	NC College	A	W	26-12
	Howard		W	19-8

### 1932 (7-0-1)

	Cheyney State		W	38-0
	Lincoln		W	29-0
	Hampton		T	6-6
O15	Virginia Union	H	W	24-0
	NCA&T	A	W	33-0
O21	Howard		W	13-6
N12	NC College	H	W	33-0
N24	Virginia State	A	W	10-7

CIAA Champions


### 1933 (9-0)

	Cheyney State		W	25-0
	Lincoln		W	45-0
	Hampton		W	13-6
O14	Virginia Union	A	W	25-0
	NCA&T	H	W	37-0
N11	NC College	A	W	47-0
	Howard		W	27-0
N20	Virginia State	H	W	40-0
	Bluefield		W	60-6

CIAA Champions

### 1934 (5-0-3)

	Cheyney State		W	34-0
	Lincoln		W	19-0







**1933 CIAA Football Champions**  
*Head coach Eddie P. Hurt's team went 54 games without a loss.*

Hampton	W	28-0
O13 Virginia Union	H	T 0-0
NC A&T	A	W 7-0
Howard	T	0-0
N29 Virginia State	A	W 8-0
Bluefield	A	T 0-0

CIAA Champions

**1935 (8-0)**

Cheyney State	W	32-0
Lincoln	W	26-0
Hampton	W	13-0
O12 Virginia Union	A	W 13-0
NC A&T	H	W 19-7
Howard	W	39-0
N28 Virginia State	H	W 32-7
Bluefield	W	12-9

CIAA Champions

**1936 (6-0-2)**

Lincoln	W	13-0
Hampton	W	7-6
O10 Virginia Union	H	W 6-0
NC A&T	H	W 20-3
Howard	W	40-0
N28 Virginia State	A	T 6-6
Bluefield	T	6-6
Miners Teachers	W	47-0

**1937**

Lincoln	W	19-6
Hampton	W	26-0
O8 Virginia Union	A	W 12-7
NC A&T	A	W 39-0
N25 Virginia State	H	W 21-6
Bluefield	W	31-6
Miners Teachers	W	20-0

CIAA Champions

**1938 (5-1-1)**

Lincoln	W	21-0
O15 Virginia Union	H	T 0-0
N12 Hampton	W	19-6
NC A&T	H	W 12-0
Howard	W	22-0
N24 Virginia State	A	L 0-15
Bluefield	W	6-0

**1939 (3-3-2)**

Lincoln	L	0-7
Hampton	W	7-6
O14 Virginia Union	A	L 0-6
NC A&T	A	T 0-0
Howard	W	39-0
N30 Virginia State	H	L 0-3
Bluefield	T	6-6
Miners Teachers	W	39-0

**1940 (7-0-1)**

Miners Teachers	W	51-0
O12 Virginia Union	H	W 22-0
Lincoln	W	32-7
Bluefield	W	21-0
Howard	W	44-6
NC A&T	H	W 34-0
Hampton	T	0-0
N21 Virginia State	A	W 12-0

CIAA Champions

**1941 (6-1)**

O11 Virginia Union	A	W 25-0
Lincoln	W	14-0
Bluefield	W	31-0
NC A&T	A	W 38-6
Hampton	L	6-8
Virginia State	W	19-6
Johnson C. Smith	W	12-2

CIAA Champions

**1942 (6-1-1)**

O8 Virginia Union	H	W 33-7
O22 Lincoln	A	W 42-0
Bluefield	T	6-6
NC A&T	H	W 9-0
Hampton	W	24-3
N26 Virginia State	A	W 30-0
Johnson C. Smith	L	0-6
Army Commandos	W	94-0

CIAA Champions

**1943 (5-0)**

Hampton	H	W 2-0
O9 Camp Holabird	W	25-0
O16 Wilberforce	H	W 43-0
N25 Virginia State	H	W 46-0
Florida A&M	W	50-0

CIAA Champions

**1944 (5-1)**

Lincoln	W	58-0
Bluefield	W	13-0
Hampton	H	W 55-0
N3 Virginia State	A	W 6-3
Camp Mackall	W	39-0
Tuskegee	L	0-2

CIAA Champions

**1945 (5-2)**

Lincoln	W	20-0
Bluefield	W	74-0
O11 West Virginia St.	L	0-20
NC A&T	H	W 58-0
Hampton	H	W 21-0
N22 Virginia State	A	L 6-20
Delaware State	W	27-0

**1946 (8-0)**

Lincoln	H	W 28-0
Bluefield	W	15-6
NC A&T	A	W 12-7
Hampton	A	W 20-0
O19 Grambling State	W	35-0
N28 Virginia State	A	W 6-0
Delaware State	A	W 22-6
West Virginia St.	W	13-12

CIAA Champions



**1937 CIAA Football Champions**  
*Eddie P. Hurt (pictured second row far left) and assistant coach Talmadge Hill (pictured top row far right).*



**1947 (5-2-1)**

O11	NC College	N	W	19-10
	Lincoln		W	14-7
	Bluefield		W	13-0
	Howard		L	6-14
	NC A&T	H	T	12-12
	Hampton	A	W	9-0
N27	Virginia State	H	L	0-23
	Delaware State		W	31-0

**1948 (5-3)**

O9	NC College	A	L	13-14
	Lincoln		L	12-19
	Bluefield		W	46-0
	Howard		W	13-2
	NC A&T	A	L	0-6
	Hampton	A	W	34-0
N25	Virginia State	H	W	19-0
	Delaware State		W	41-0

**1949 (8-0)**

	Lincoln		W	35-0
O8	NC College	A	W	20-7
O22	Howard	A	W	39-0
	NC A&T	H	W	27-6
	Hampton	H	W	26-0
N6	Wilberforce		W	14-13
N24	Virginia State	H	W	37-7
	Delaware State		W	32-0

CIAA Champions


**1950 (6-0-2)**

	Delaware State		W	20-0
	Lincoln		W	42-14
	Howard		W	32-0
	West Virginia St.		T	6-6
	NC A&T	A	T	0-0
N4	Wilberforce	N	W	14-12
	Hampton	A	W	27-13
N23	Virginia State	A	W	14-7

**1951 (3-5)**

S29	Delaware State	H	W	45-6
O6	Lincoln	A	W	7-2
O13	Howard	A	W	14-0
O20	West Virginia St.\$	N	L	13-20

Ended a 22 game winning streak dating back to 6-0 loss to A&amp;T



O27	NC A&T	H	L	3-31
N3	Central State	H	L	7-14
N10	Hampton	A	L	6-7
N22	Virginia State@	H	L	8-14

\$National Classic - Washington, D.C. (5th Annual Griffith Stadium 37,811)

@Annual Thanksgiving Day Classic

Halftime trophy to middleweight champ Ray (Sugar) Robinson

**1952 (5-4)**

	Fort Meade		W	35-0
S27	Central State	A	L	6-21
O4	Delaware State	A	W	33-6
O11	Lincoln	H	W	34-6
O18	Howard	H	L	7-12
O25	West Virginia St.	A	L	0-12
N1	N.C. A&T	A	W	16-12
N8	Virginia Union	N	W	6-0
	Hampton		W	26-7
N27	Virginia State	A	L	0-22

**1953 (6-1)**

S26	Central State	H	W	26-0
O10	Lincoln	A	W	20-0
O17	Howard	A	W	40-6
O24	West Virginia St.	H	W	13-0
O31	NC A&T	H	L	7-20
N14	Hampton	A	W	26-14
N26	Virginia State@	H	L	6-7

@The Thanksgiving Classic

**1954 (6-3)**

S18	Fort Meade	H	W	30-0
S25	Central State	A	L	0-25
O2	Morris Brown	H	W	20-13
O16	Howard	H	W	20-7
O23	West Virginia St.\$	N	W	32-26
O30	NC A&T	A	W	6-0
N6	Virginia Union	H	L	15-26
N13	Hampton	H	W	39-6
N25	Virginia State	A	L	0-22

\$13th Annual Capital Classic - Washington, D.C. at Griffith Stadium

@Annual Thanksgiving Day Classic

**1955 (6-2)**

S24	Central State	H	W	19-7
S30	Morris Brown	A	L	13-18
O15	Howard	A	W	32-0
O22	West Virginia St.\$	N	W	6-0
O29	NC A&T	H	L	0-14
N5	Virginia Union	A	W	19-6
N12	Hampton	A	W	45-7
N24	Virginia State	H	W	32-19


\$14th Annual Capital Classic - Washington, D.C. at Griffith Stadium

**1956 (5-2-1)**

S9	Central State	H	L	13-27
S29	NC College	H	T	6-6
O13	Howard	H	W	41-0
	West Virginia St.\$	N	L	20-21
	NC A&T	H	W	25-14
N3	Virginia Union	H	W	32-21
N10	Hampton	H	W	19-13
N22	Virginia State	H	W	25-6

CIAA Champions

\$15th Annual Capital Classic - Griffith Stadium



Raymond Chester was an All-CIAA First Team selection in 1968.

**1957 (5-4)**

S28	Central State#	H	L	7-23
O5	NC College	A	L	7-27
O12	Maryland State	H	L	7-12
O19	Howard	A	W	48-0
O26	W. Virginia State\$	N	W	33-0
N2	NC A&T	H	W	13-12
N9	Virginia Union	A	W	13-7
N16	Hampton	A	W	25-6
N28	Virginia State@	H	L	14-40

#Intersectional Classic

\$16th Annual Capital Classic - Washington, D.C. at Griffith Stadium

@The Thanksgiving Classic

**1958 (5-3)**

O4	NC College		L	7-14
	Maryland State		W	13-12
	Howard		H	48-0
O24	West Virginia St.\$	N	L	6-8
	NC A&T	A	L	2-20
N8	Virginia Union	H	W	69-0
N15	Hampton	H	W	60-0
N27	Virginia State		W	20-6

\$Capital Classic

@ Fish Bowl

**1959 (1-6-1)**

O3	NC College	A	L	10-12
O10	Maryland State\$	H	L	7-20
O17	Howard	A	W	14-0
O24	W. Virginia State	N	T	6-6
O31	NC A&T	H	L	8-42
N7	Virginia Union	A	L	9-14
N14	Hampton	N	L	6-9
N26	Virginia State	H	L	7-12

\$The 3rd Annual All Maryland Classic - Memorial Stadium

**Head Coach Earl C. Banks**  
**Career Record: 94-30-2**

**1960 (3-3-1)**

S24	Hampton	H	W	28-7
O1	NC College	H	W	25-15
O8	Maryland State		L	7-19
O15	Howard	H	W	64-6
	NC A&T	A	L	6-33
N5	Virginia Union	H	T	26-26
N24	Virginia State	A	L	12-27

**1961 (5-4)**

S 23	Hampton	A	W	13-7
S 30	NC College	A	L	0-21
O 7	Maryland State	H	W	25-13
O 14	Howard	A	W	20-0
O 21	Delaware State	A	L	3-6
O 28	NC A&T	H	L	7-19
N 4	Virginia Union	A	L	19-23
N 11	Shaw	H	W	42-0

**1962 (8-1)**

S22	Hampton	H	W	41-0
S29	NC College	H	W	14-6
O6	Maryland State	A	L	0-7
O13	Howard	H	W	39-6
O20	Delaware State	H	W	34-0
O27	NC A&T	A	W	21-14
N3	Virginia Union	H	W	14-8
N10	Shaw	A	W	33-13
N22	Virginia State	A	W	23-0
CIAA Champions				

**1963 (8-1)**

S28	Hampton	A	W	38-0
O5	NC College	A	L	20-25
O12	Maryland State	H	W	10-0
O19	Howard	A	W	53-8
O26	Delaware State	A	W	46-14
N2	NC A&T	H	W	23-0
N9	Virginia Union	A	W	28-0
N16	Shaw	H	W	54-8
N23	Virginia State	H	W	30-8
CIAA Champions				



Head coach Earl C. Banks won four CIAA Championships ('62, '66, '67, '68) and a MEAC Title ('71).

**1964 (7-2)**

S26	Hampton	H	W	53-7
O3	NC College	H	W	27-0
O10	Maryland State	A	W	14-0
O17	Howard	H	W	15-8
O24	Delaware State	H	W	36-6
O31	NC A&T	A	L	8-29
N7	Virginia Union	H	W	53-0
N14	Shaw	A	W	40-7
N26	Virginia State	A	L	6-13

**1965 (9-0)**

N5	Hampton	H	W	41-0
O1	NC College	H	W	33-0
O8	Maryland State	A	W	33-21
O15	Virginia Union	H	W	7-0
O22	Delaware State	H	W	34-0
O29	NC A&T	A	W	31-6
N12	Norfolk State	A	W	33-0
N24	Virginia State	A	W	53-0
	Florida A&M%	N	W	36-7

% Orange Blossom Classic (Miami, FL)

**1966 (8-0)**

O1	NC College	H	W	21-0
O8	Maryland State	A	W	12-8
O15	Virginia Union	H	W	66-7
O22	Delaware State	H	W	38-0
O29	NC A&T	A	W	13-8
N5	Hampton*	H	W	69-0
N12	Norfolk State	A	W	34-0
N24	Virginia State	A	W	65-0
D10	West Chester St.%	NW		14-6

CIAA Champions

% NCAA Atlantic Coast Championship

21st Tangerine Bowl Classic -

National Champions (Orlando, FL)

Earl Banks Named CIAA Coach of the Year

**1967 (8-0)**

	Hampton	A	W	28-13
S29	NC College	A	W	23-0
O7	Maryland State	H	W	36-26
	NC A&T	H	W	27-20
O14	Virginia Union	A	W	47-16
N18	Virginia State	H	W	34-3
	Delaware State	A	W	27-0
	Norfolk State	H	W	63-0

CIAA Champions

**1968 (8-1)**

S28	Grambling State%	N	W	9-7
O5	NC College	H	W	27-7
O12	Maryland State	A	W	19-18
O19	Virginia Union	H	W	24-0
O26	Delaware State	H	W	38-3
N2	NC A&T	A	L	6-7
N9	Hampton	H	W	46-14
N16	Norfolk State	A	W	34-7
N23	Virginia State	A	W	25-0

%New York Yankee Stadium



Hughes Stadium 1968





### 1969 (6-4)

S20	Grambling State%	A	L	12-30
N8	Hampton	A	W	74-3
O4	NC College	A	L	7-34
O11	Maryland State	H	W	44-16
N1	NC A&T	H	L	19-20
O18	Virginia Union	H	W	48-6
N22	Virginia State	H	W	28-22
O25	Delaware State	A	W	34-14
N15	Norfolk State	H	W	48-6
D6	Texas Southern	A	L	20-44

%New York Yankee Stadium

### 1970 (8-2)

S12	Grambling State	N	L	12-38
S19	Norfolk State	H	W	15-7
O3	NC College	H	W	54-15
O10	Maryland State	A	W	55-0
O17	Virginia Union	H	W	43-6
O24	Delaware State	H	W	34-6
O31	NC A&T	A	W	15-9
N14	Jackson State	N	W	24-21
N21	Virginia State	A	W	21-12
D12	Delaware	N	L	23-38

%NCAA Atlantic Coast Championship Boardwalk Bowl

### 1971 (6-4-1)

S11	Grambling State%	N	L	13-31
S18	Norfolk State	H	W	33-7
O2	NC Central	A	W	23-8
O9	MD-Eastern Shore	H	T	13-13
O16	SC State	A	W	21-0
O23	Delaware State	A	W	33-7
O30	NC A&T	H	W	21-20
N5	Howard\$	N	W	7-0
N13	Jackson State	A	L	29-34
N20	Virginia State	H	L	12-14
N27	Rutgers	H	L	8-27

%New York Yankee Stadium

(Nationally Televised by the American Broadcasting Company)

\$First Annual Bison Classic, Washington, D.C. - RFK Stadium

MEAC CHAMPIONS



### 1972 (5-5)

S9	Grambling St.%	N	L	0-6
S15	Tennessee State\$	N	L	0-14
S30	NC Central	H	L	7-29
O7	MD Eastern Shore	A	W	16-14
O14	SC State	H	W	24-21
O21	Delaware State	H	W	42-21
O28	NC A&T	A	L	13-16
N4	Howard	H	W	36-13
N11	Virginia State	A	W	14-13
N18	Rutgers	A	L	14-37

% New York Yankee Stadium

\$Atlanta Gridiron Festival - Atlanta Stadium, Atlanta, Georgia

### 1973 (6-3)

S15	Alabama State\$	N	W	32-0
S22	Grambling St.%	N	L	14-31
S29	NC Central	A	L	8-11
O6	MD-Eastern Shore	H	W	24-21
O13	SC State	A	L	0-20
O20	Delaware State	A	W	34-7
O27	NC A&T	H	W	16-10
N3	Howard	A	W	27-7
N17	Virginia State	H	W	39-6

\$Chicago Urban League 3rd Annual Benefit Football Classic - Soldier Field, Chicago, Illinois

%3rd Annual Whitney M. Young Classic - New York Yankee Stadium

### Coach Nat Taylor Career Record: 9-10

### 1974 (5-5)

S7	Jackson State\$	N	W	10-6
S14	Virginia State#	A	L	9-10
S28	Grambling State%	N	L	7-40
O5	NC Central	H	L	3-13
O12	MD-Eastern Shore	A	W	35-7
O19	SC State	H	W	23-17
O26	Delaware State	H	W	21-7
N3	NC A&T	A	W	20-0
N9	Howard	H	L	7-30
N16	Central State	A	L	7-46

\$Phila.OIC Football Classic -

Philadelphia Veterans Stadium

#UJIMA Football Classic

### 1975 (4-5)

S6	Grambling State%	N	L	7-14
O4	NC Central	A	W	12-10
O18	SC State	A	L	0-35
O25	Delaware State	A	L	3-17
	NC A&T	H	L	28-48
N8	Virginia Union	A	W	24-21
	Central State	W		24-21
	Howard	L		16-22

%RFK Stadium, Washington, D.C.

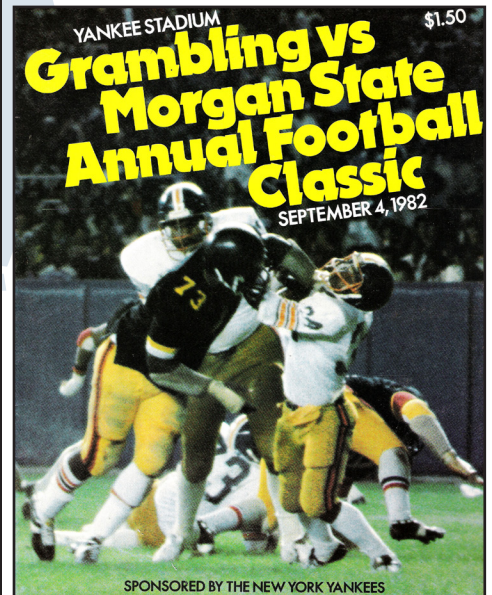
### Coach Henry Lattimore Career Record: 10-10-1

### 1976 (6-4)

S11	Virginia State	A	W	28-23
S24	Grambling State\$	N	L	16-42
O2	NC Central	H	W	12-10
O16	SC State	H	L	0-17
O23	Delaware State	H	W	36-13
O30	NC A&T	A	W	45-16
N6	Virginia Union	H	L	13-20
N13	East Stroudsburg	A	L	0-23
N20	Howard	A	W	34-15
N23	MD-Eastern Shore	H	W	52-10

\$1st Pioneer Bowl in Tokyo, Japan

MEAC CHAMPIONS



### 1977 (4-6-1)

S10	Virginia State\$	H	W	19-0
S17	Grambling State%	N	L	19-35
S24	Delaware	A	T	29-29
O1	NC Central	A	W	35-25
O8	MD-Eastern Shore	H	W	14-0
O15	SC State	A	L	13-63
O22	Delaware State	A	L	6-20
O29	NC A&T	H	L	0-28
N5	Virginia Union	A	L	9-28
N12	Jackson State	A	L	14-31
N19	Howard	H	W	33-24

\$Third Annual Elks Football Classic

%Grambling-Morgan State Annual Classic - New York Yankee Stadium



**Coach Clarence Thomas**  
**Career Record: 17-15-1**

**1978 (4-6-1)**

S2	MD-Eastern Shore	W	13-10
S9	Virginia State	A	W 20-6
S23	Grambling St%	N	L 0-21
S30	NC Central	H	L 0-14
O7	Massachusetts	A	L 6-38
O14	SC State	H	T 7-7
O21	Delaware State	H	L 6-13
O28	NC A&T	A	L 0-25
N4	Virginia Union	H	W 10-6
N11	Jackson State	A	L 6-21
N18	Howard	A	W 10-9

%Grambling-Morgan State Annual Classic -  
 New York Yankee Stadium

**1979 (9-2)**

S1	Towson State	A	W 34-7
S8	Grambling St.\$	N	L 18-28
S29	NC Central	A	W 20-6
O6	MD-Eastern Shore	H	W 41-0
O13	SC State	A	W 27-16
O20	Delaware State	A	W 22-0
O27	NC A&T	H	W 29-9
N3	Virginia Union	A	W 14-7
N10	Virginia State	H	W 17-7
N17	Howard	H	W 27-20
	Alabama A&M%	N	L 7-27

\$Grambling-Morgan State Annual Classic -  
 New York Yankee Stadium  
 %NCAA Division II Playoffs  
 MEAC CHAMPIONS

**1980 (4-7)**

S6	Towson State	H	W 14-10
S13	Grambling State	H	L 13-34
S20	Cheyney State	H	W 21-13
S27	Delaware	A	L 7-40
O4	Bowie State	A	W 28-0
O11	NC Central	H	W 14-7
O18	SC State	H	L 13-49
N1	NC A&T	A	L 21-22
N8	Virginia Union	H	L 7-40
N15	Virginia State	A	L 19-21
N22	Howard	A	L 6-51

**Coach Tom Morris**  
**Career Record: 4-5-0**

**1981 (4-5)**

S5	Towson State	A	W 17-13
S19	Cheyney State	A	W 21-6
O3	Bowie State	H	L 3-7
O10	NC Central	A	W 36-27
O17	SC State	A	L 3-38
O24	Virginia State	H	W 31-0
O31	NC A&T	H	L 23-25
N7	Virginia Union	A	L 0-38
N21	Howard	A	L 32-35

**Coach Nat Taylor**  
**Career Record: 4-7-0**

**1982 (4-7)**

S4	Grambling State\$	N	L 13-42
S11	Virginia State	A	W 13-0
	Cheyney State	H	W 52-30
	Bowie State	A	W 44-6
O9	Towson State	A	L 10-17
O13	Hampton	A	L 7-13
O16	NC Central	H	L 7-27
O30	NC A&T	A	L 18-31
N6	Virginia Union	H	W 12-7
N13	Cincinnati	A	L 0-52
N20	Howard	A	L 19-42

\$Annual Football Classic at Yankee Stadium

**Coach James Phillips**  
**Career Record: 2-8**

**1983 (2-8)**

S3	Boston College	H	L 12-45
S11	Grambling State\$	N	L 0-33
S24	NC A&T	H	W 24-12
O1	Virginia State	A	L 12-24
O8	Towson State	A	L 0-48
O15	Virginia Union	H	L 7-47
O22	Hampton	H	L 12-28
N5	Southern	A	L 27-45
N12	Howard	H	W 15-14
N19	Boston University	A	L 0-50

\$Annual Football Classic at Yankee Stadium

**1984 (0-10)**

S8	Texas Southern	H	L 14-31
S15	Boston University	A	L 0-44
S22	Connecticut	A	L 14-41
S29	Central State	H	L 14-51
O6	Yale University	A	L 0-41
O13	SC State	A	L 9-29
O27	Jackson State	H	L 14-28
N3	Delaware	A	L 0-76
N10	Towson State	H	L 7-38
N17	Howard	A	L 13-47

**Coach Jesse Thomas**  
**Career Record: 2-27-0**

**1985 (0-9)**

S7	Massachusetts	A	L 9-38
S21	Central State	A	L 13-30
S28	NC A&T	A	L 20-48
O12	SC State	H	L 10-14
O19	Towson State	A	L 8-52
O26	Tennessee State	A	L 0-21
N2	Jackson State	A	L 6-42
N9	Delaware	A	L 0-35
N16	Howard	H	L 3-7

**1986 (1-8)**

S6	Virginia Union	A	L 10-26
S13	B-Cookman	A	L 9-52
S20	Delaware State	H	L 12-40
S27	NC A&T	H	L 23-40
O4	Norfolk State	H	L 23-40
O11	SC State	A	L 0-35
O18	Towson State	A	L 0-21
O25	Tennessee State	H	L 10-52
	District of Columbia	W	21-16
N15	Howard	A	L 6-60

**1987 (1-9)**

S7	Virginia Union	N	L 3-7
S12	B-Cookman	H	L 22-34
S19	Delaware State	A	L 7-30
S26	NC A&T	A	L 17-35
O10	SC State	H	L 14-41
O17	Towson State	A	L 10-39
O24	Tennessee State	A	L 17-37
O31	District of Columbia	H	W 14-3
N7	Elizabeth City	A	L 14-21
N14	Howard	H	L 0-62


**Coach Ed Wyche**  
**Career Record: 1-10-0**

**1988 (1-10)**

S3	Virginia Union	A	W 20-10
S10	B-Cookman	A	L 6-13
S17	Northern Iowa	A	L 14-59
S24	NC A&T	H	L 21-38
O1	Bowie State	H	L 7-10
O8	SC State	A	L 14-51
O15	Florida A&M	A	L 14-35
O22	Delaware State	H	L 8-21
O29	Norfolk State	A	L 9-35
N5	Elizabeth City	H	W 21-0
N12	Howard	A	L 13-35

**1989 (4-6-1)**

S2	Norfolk State	H	W 31-20
S9	B-Cookman	A	W 12-6
S16	Bowie State	A	T 14-14
S23	NC A&T	H	W 27-7
S30	Youngstown St.	A	L 22-45
O7	SC State	H	L 12-38
O14	Virginia Union	H	L 21-38
O21	Delaware State	A	L 12-27
O28	Florida A&M	N	L 13-31
N4	Howard	H	L 0-31
N11	Cheyney State	H	W 19-12



*Defensive lineman Matthew Steeple was an All-MEAC First Team selection in 1992.*

### 1990 (1-10)

S1	Central State	A	L	13-63
S8	B-Cookman	H	L	7-21
S15	Bowie State	H	L	9-34
S22	NC A&T	A	L	0-49
S29	Morehead State	A	L	0-47
O6	SC State	A	L	0-42
O13	Virginia Union	A	L	15-48
O20	Delaware State	H	L	7-28
O27	Florida A&M	H	L	15-31
N3	Howard	A	L	13-49
N10	Cheyney*	A	W	2-0

### Coch Richard "Ricky" Diggs Career Record: 10-45

### 1991 (1-10)

A31	NC A&T	H	L	7-26
S7	Norfolk State	A	L	9-27
S14	B-Cookman	A	L	6-38
S21	Youngstown St.	A	L	22-57
O5	Northern Iowa	A	L	6-57
O12	SC State	H	L	6-21
O19	Virginia Union	H	L	12-47
O26	Delaware State	A	L	10-26
N2	Florida A&M	A	L	6-55
N9	Western Illinois	H	L	6-44
N16	Howard*	H	W	37-28

### 1992 (2-9)

S12	Liberty	A	L	27-55
S19	NC A&T	A	L	23-52
S26	Johnson C. Smith	H	W	25-21
O3	Buffalo*	A	W	45-27
O10	SC State	A	L	14-31
O17	Central State	H	L	29-51
O24	Delaware State	H	L	16-34
O31	Florida A&M	A	L	32-42
N7	Western Illinois	A	L	13-63
N14	Howard	A	L	21-68
N21	B-Cookman	A	L	0-2


### 1993 (3-8)

S4	C. Southern	H	W	54-20
S11	B-Cookman	A	W	2-0
S18	Youngstown St.	A	L	27-56
S25	Virginia Union	A	W	38-21
O9	SC State	H	L	13-49
O16	NC A&T	H	L	33-49
O23	Delaware State	A	L	42-65
O30	Florida A&M	A	L	14-41
N6	Knoxville	A	L	28-32
N13	Howard	H	L	37-66
N20	Towson State	H	L	12-56

### 1994 (3-8)

S10	B-Cookman	H	L	0-41
S17	Grambling State\$	N	L	12-87
S24	Knoxville	H	L	13-22
O1	C. Southern	A	W	31-29
O8	SC State	A	L	7-49
O15	NC A&T	A	L	16-26
O22	Delaware State	H	L	21-50
O29	Florida A&M	A	W	24-21
N5	Samford	H	L	34-40
N12	Howard	A	W	17-14
N19	Towson State	A	L	7-42

\$Baltimore Memorial Stadium



A 14-million dollar renovation of Hughes Stadium was completed in 2001.

### 1995 (1-10)

S2	James Madison	A	L	7-76
S9	B-Cookman	A	L	10-33
S16	Liberty	A	L	19-48
S23	Cheyney	H	W	38-7
O7	SC State	H	L	19-31
O14	NC A&T	H	L	32-38
O21	Delaware State	A	L	17-41
O28	Florida A&M	A	L	9-47
N4	Samford	A	L	24-35
N11	Howard	H	L	17-29
N18	Hampton	A	L	20-54



Standout QB Michael Moore is the school's all-time passing leader with 5,197 yards.

### Coch Stump Mitchell Career Record: 7-14-0

### 1996 (4-7)

A31	Central (OH) St.%	N	L	17-18
S14	B-Cookman	H	W	13-6
S21	Liberty	H	WO	34-28
S28	Cheyney	A	W	29-0
O5	SC State	A	L	20-27

O19	NC A&T	A	L	7-55
O26	Delaware State	H	L	14-35
N2	Florida A&M	A	L	12-83
N9	Texas Southern	A	L	3-42
N16	Howard	A	L	0-49
N23	Hampton	H	W	23-22

%Ohio State University, Columbus, Ohio

### 1997 (3-7)

A30	Morehouse	A	L	14-24
S13	B-Cookman	A	W	18-15
S20	Texas Southern	H	W	24-17
S27	Norfolk State	A	L	6-48
O4	SC State	H	L	27-34
O18	NC A&T	H	L	6-7
O25	Delaware State	A	W	14-7
N1	Florida A&M@	N	L	13-42

N15	Howard\$	N	L	27-30
N22	Hampton	A	L	0-10

@Chris Gilman Stadium

\$The 1st Annual Gold Coast Classic -  
QualComm Stadium, San Diego, California

### 1998 (1-10)

S3	Towson	A	L	10-15
S12	B-Cookman	H	L	20-25
S26	Norfolk State	H	LO	43-46
O3	SC State	A	L	0-21
O10	Buffalo	A	L	17-35
O17	NC A&T	A	L	16-19
O24	Delaware State@	N	W	15-13
O31	Florida A&M	A	L	32-59
N7	Samford	A	L	12-13
N14	Howard	A	L	3-69
N21	Hampton	H	L	0-55

@Ravens Stadium, Baltimore, Maryland

### Coch Stanley Mitchell Career Record: 5-27-0

### 1999 (2-8)

S4	Bucknell	A	L	10-37
S11	B-Cookman	A	L	25-28
S18	SC State-PPD	H		
S25	Rhode Island	A	W	24-21
O2	Florida A&M	A	L	10-66
O9	Towson\$	H	W	28-22
O16	NC A&T%	N	L	6-30



O23	Delaware State	A	L	20-34
N6	Norfolk State	A	L	16-20
N13	Howard	A	L	38-42
N30	Hampton	A	L	14-34

\$Homewood Field at Johns Hopkins Univ. in Baltimore, Maryland

%MSU Homecoming at PSI Net Stadium (Ravens Stadium) in Baltimore, Maryland

### 2000 (1-10)

S9	Florida A&M	A	L	25-56
S16	Towson	A	L	7-31
s23	Howard	A	L	23-35
S30	B-Cookman\$	N	L	6-42
O7	NC A&T	A	L	6-33

O14	Savannah State@	N	W	12-6
O21	Delaware State	A	L	12-20
O28	Western Illinois	A	L	17-73
N4	Norfolk State	A	L	14-19
N11	SC State	A	L	37-57
N18	Hampton	A	L	14-31

\$Conch Bowl Classic at Thomas Robinson Stadium in Nassau, Bahamas

@MSU Homecoming at PSINET Stadium in Baltimore, Maryland

### 2001 (2-9)

S1	B-Cookman\$	N	L	24-35
S9	Florida A&M	A	L	12-21
S22	Howard	H	L	15-41
S29	Towson	H	L	17-20
O6	NC A&T	H	W	52-42
O13	Savannah State	H	W	26-0
O20	Delaware State	A	L	12-38
O27	Morris Brown	A	L	20-22
N3	Norfolk State	H	L	27-33
N10	SC State	H	L	26-29
N17	Hampton	A	L	20-35

%Alltel Stadium, Jacksonville, Florida



Standout QB LeJominick Washington threw for 515 yards in a 52-42 win against N.C. A&T in 2001.

## Coach Donald Hill-Eley Career Record: 35-43-0

### 2002 (7-5)

A31	Gardner-Webb	A	L	24-28
S5	Towson	A	L	28-49
S14	Florida A&M#	N	L	16-34
S21	Monmouth	H	W	35-20
O5	B-Cookman	H	L	27-41
O12	NC A&T	A	W	30-13
O19	Howard	A	W	38-20
O26	Delaware State	H	WO	35-28
N2	Morris Brown	H	WO	42-41
N9	Norfolk State	A	L	14-17
N16	SC State	A	W	23-12
N23	Hampton	H	W	52-42

#The River Front Classic in Cincinnati, Ohio

### 2003 (6-5)

A30	Towson	H	W	19-16
S6	Florida A&M	A	L	7-26
S13	SC State	H	L	21-26
S27	Hampton	N	LO	21-24
O4	B-Cookman	A	WO	31-24
O11	NC A&T	H	L	21-28
O18	Howard	H	W	33-12
O25	Delaware State	A	W	53-36
N1	Savannah State	A	W	45-14
N8	Univ. of Maine	H	L	24-77
N22	Norfolk State	H	W	43-34

### 2004 (5-6)

S4	Bowie State	H	W	41-35
S11	Gardner-Webb	H	L	49-56
S18	San Jose State\$	A	L	28-47
S25	Hampton%	N	L	37-49
O2	B-Cookman	H	L	21-51
O9	NC A&T	A	W	28-26
O16	Howard	A	L	35-42
O23	Delaware State	H	W	34-30
N6	Norfolk State	A	W	58-28
N13	SC State	A	L	35-38
N20	Texas Southern	A	W	37-21

\$Read 2 Lead Football Classic

% New York Urban League Classic

### 2005 (2-9)

S1	Towson	A	L	26-29
S10	Bowie State	H	L	21-35
S17	Savannah State#	A	W	55-26
S24	#10 Hampton%	N	L	14-44
O1	B-Cookman	A	L	26-44
O8	N.C. A&T\$	N	LO	33-40
O15	Howard	H	W	7-0
O22	Delaware State	A	L	14-41
O29	Florida A&M	H	L	16-27
N5	Norfolk State	H	L	21-24
N10	South Carolina St.	A	L	15-65

# The Proctor & Gamble Ohio Classic

% New York Urban League Classic

\$ Prince George's Classic

### 2006 (5-6)

S2	Towson	A	L	2-30
S9	Monmouth	A	L	9-26
S16	Bowie State	H	W	28-20
S23	#11 Hampton%	N	L	7-26
S30	B-Cookman	H	W	28-14
O7	N.C. A&T	A	W	32-0
O14	Howard	A	W	18-12



Donald Hill-Eley (2002-13) finished as the school's third winningest coach in history.

O21	Delaware State	H	L	7-29
O28	Florida A&M	A	L	23-24
N4	Norfolk State	A	W	29-20
N11	South Carolina St.	H	L	16-41

% New York Urban League Classic

### 2007 (5-6)

A30	Savannah State	H	W	47-7
S8	Towson	H	L	21-28
S15	W-Salem St.	H	L	17-19
S20	Hampton	A	LO	17-24
S29	B-Cookman	A	W	33-9
O6	N.C. A&T	H	W	22-17
O13	Howard	H	WO	36-33
O20	Delaware State	A	L	17-25
O27	Florida A&M	H	W	14-12
N3	Norfolk State	H	L	16-24
N10	South Carolina St.	A	LO	21-28

### 2008 (6-6)

S6	Towson	A	L	16-21
S13	NC Central	H	W	49-7
S20	W-Salem St.	A	W	21-7
S27	Rutgers	A	L	0-38
O4	B-Cookman	H	L	27-31
O11	N.C. A&T	H	W	41-3
O18	Howard	A	WO	31-30
O25	Delaware State	H	W	20-3
N1	Florida A&M	A	W	13-10
N8	Norfolk State	A	L	9-35
N15	SC State	H	L	0-32

### 2009 (6-5)

S12	Akron	A	L	0-41
S19	W-Salem State%	A	WO	16-10
S26	Towson	A	W	12-9
O3	B-Cookman	A	W	24-13
O10	N.C. A&T	H	W	7-6
O15	Howard	H	W	14-7
O24	Delaware State	A	L	22-35
O31	Florida A&M	H	LO	28-31
N7	Norfolk State	H	L	23-31
N14	#9 S.C. State	A	L	13-37
N21	Hampton	A	W	16-13

% New York Urban League Classic





Linebacker George Howard was selected the MEAC Defensive Player of the Year in 2009.



Lamont Bryant was an All-MEAC First Team selection in 2011.



Running back Herb Walker Jr. was selected First Team All-MEAC after setting a school record 1,408 rushing yards and accounted for 15 TDs in 2014.

### 2010 (4-7)

S4	Bowie State	H	W	14-7
S11	Maryland	A	L	3-62
S18	North Dakota St.	A	L	9-35
S25	Howard%	H	W	20-3
O2	B-Cookman	H	L	32-69
O9	N.C. A&T	A	W	27-14
O23	Delaware State	H	W	34-24
O30	Florida A&M	A	L	17-31
N6	Norfolk State	A	L	25-37
N11	S.C. State	H	L	10-32
N20	Hampton	H	L	16-21

% New York Urban League Classic

### 2011 (5-6)

S3	Towson	A	L	3-42
S10	Bowling Green St.	A	L	13-58
S17	Robert Morris	H	W	13-12
S24	Howard%	N	W	14-9
O1	N.C. A&T	H	L	3-24
O8	Savannah State	H	W	44-17
O15	N.C. Central	A	W	52-3
O24	Delaware State	A	W	12-0
N5	B-Cookman	A	L	23-49
N12	#22 Norfolk State	H	L	14-47
N19	Hampton	A	L	18-42

% New York Urban League Classic

### 2012 (3-8)

S1	Sacred Heart	H	W	30-27 OT
S8	Buffalo	A	L	34-56
S15	Akron	A	L	6-66
S27	N.C. A&T	A	W	21-8
O6	Savannah State	A	W	45-6
O13	N.C. Central	H	L	20-24
O20	Howard	A	L	20-21
O25	Delaware State	H	L	23-28
N3	B-Cookman	H	L	13-24
N10	Norfolk State	A	L	0-30
N17	Hampton%	N	L	17-27

%New York Urban League Classic

### 2013 (5-7)

A30	Army	A	L	12-28
S7	Robert Morris	A	L	14-31
S14	Liberty	A	L	10-38
S21	Western Kentucky	A	L	17-58
S28	Norfolk State	H	L	21-27
O5	Florida A&M	H	W	34-21
O19	N.C. Central	A	W	34-22
O26	Howard	A	L	14-28
N2	Hampton	H	W	30-27
N9	N.C. A&T	H	W	24-23
N14	S.C. State	A	L	3-38
N23	Delaware State	A	W	31-26

### Coach Lee Hull Career Record: 7-6-0

### 2014 (7-6)

A30	Eastern Michigan	A	L	28-31
S6	Holy Cross	A	L	26-29
S13	Bowie State	H	W	28-3
S20	Howard%	H	W	38-35
S27	Norfolk State	A	L	14-15
O4	Florida A&M	A	W	24-9
O18	N.C. Central	H	W	21-20
O25	Villanova	A	L	28-48
N1	Hampton	A	W	38-35
N8	N.C. A&T	A	L	0-45

N15	S.C. State	H	W	24-21
N22	Delaware State	H	W	69-7
N29	Richmond#	A	L	24-46

% New York Urban League Classic  
# NCAA Division I Playoff  
MEAC CHAMPIONS

### 2015 (4-6)

S5	Air Force	A	L	7-63
S12	Illinois State	H	W	28-3
S19	VA-Lynchburg^	H	--	61-0
S26	Howard@	N	W	21-13
O3	Delaware State	A	W	26-6
O10	Savannah State	H	W	42-3
O17	Hampton	H	L	10-20
O24	N.C. Central	A	L	17-20
N7	Bethune-Cookman	A	L	14-38
N14	Florida A&M	H	W	21-7
N21	Norfolk State	A	L	10-17

@ 18th Annual Chicago Football Classic, Soldier Field

### Coach Fred T. Farrier Career Record: 4-18-0

### 2016 (3-8)

S3	Holy Cross	H	L	24-51
S10	Marshall	A	L	0-62
S24	Howard	H	W	28-24
O1	Delaware State	H	W	20-17
O15	Hampton	A	L	12-21
O22	N.C. Central	H	L	17-21
O29	Norfolk State	A	L	14-27
N5	Bethune-Cookman	H	L	10-41
N12	Florida A&M	A	L	21-22
N19	Savannah State	A	W	35-24
N26	Norfolk State	A	L	10-17

### 2017 (1-10)

S2	Towson	A	L	0-10
S9	UAlbany	A	L	0-26
S16	Rutgers	A	L	0-65
S23	#15 N.C. A&T	H	L	17-49
O6	S.C. State	A	L	14-35
O14	Savannah State	H	W	48-28
O21	Howard	A	L	14-39
O28	Florida A&M	H	L	31-34
N4	Bethune-Cookman	A	L	28-41
N11	Delaware State	A	L	30-33
N18	Norfolk State	H	L	32-45

### Coach Ernest T. Jones Career Record: 4-7-0

### 2018 (4-7)

S1	Towson	H	L	10-36
S8	Akron	A	L	7-41
S15	UAlbany	A	L	27-30
S22	N.C. A&T	A	W	16-13
O6	S.C. State	H	L	18-21
O13	Savannah State	A	W	18-11
O20	Howard	H	L	26-35
N3	Bethune-Cookman	H	L	28-30
N10	Delaware State	H	W	9-0
O27	Florida A&M	A	L	3-38
N17	Norfolk State	A	W	44-27

*CREATIVITY  
IS THE ANSWER  
CREATIVITY  
IS THE ANSWER  
CREATIVITY  
IS THE ANSWER  
CREATIVITY  
IS THE ANSWER  
CREATIVITY  
IS THE ANSWER*




[www.adidas.com](http://www.adidas.com)

*CREATIVITY  
IS THE ANSWER  
CREATIVITY  
IS THE ANSWER  
CREATIVITY  
IS THE ANSWER  
CREATIVITY  
IS THE ANSWER  
CREATIVITY  
IS THE ANSWER*

JOSHUA  
MILES

7TH ROUND  
2019 NFL DRAFT



DARRYL  
JOHNSON

7TH ROUND  
2019 NFL DRAFT



DRAFTED BY THE  
ARIZONA CARDINALS

DRAFTED BY THE  
BUFFALO BILLS

# 2019 FOOTBALL Press Luncheon MEAC

2019 MID-EASTERN ATHLETIC CONFERENCE  
FOOTBALL PRESS LUNCHEON  
12:00 p.m.

Hilton Norfolk The Main  
100 E Main St, Norfolk, VA 23510  
(757) 763-6200

Tickets \$35 | Tables \$350

Every Ticket Purchase enters you into a raffle for one(1)  
MEAC Season Pass or a MEAC Basketball Tournament Ticket Book  
Purchaser of a table receives one(1) MEAC Season Pass

For more information contact:

Nikki Johnson | [johnsonn@themeac.com](mailto:johnsonn@themeac.com) | (757) 951-2055

JULY F R I D A Y 26



@MEACSPORTS  
WWW.MEACSPORTS.COM