



**NC CENTRAL MEN'S BASKETBALL
HISTORY BOOK**

MEN'S BASKETBALL
TOURNAMENT
CHAMPION



NCCU MEN'S BASKETBALL

1 DIVISION II NCAA NATIONAL CHAMPIONSHIP



1989

4 NCAA DIVISION I TOURNAMENT APPEARANCES

2014
2017
2018
2019



1 NATIONAL INVITATION TOURNAMENT APPEARANCE

2015



4 MEAC REGULAR-SEASON CHAMPIONSHIPS

2014
2015
2018
2020



NCAA DIVISION I TOURNAMENT HISTORY

- 2014- #14 Seed vs. Iowa State - 75-93 Loss
First Round - San Antonio, Texas
- 2017- #16 Seed vs. UC Davis - 63-67 Loss
First Four - Dayton, Ohio
- 2018- #16 Seed vs. Texas Southern - 46-64 Loss
First Four - Dayton, Ohio
- 2019- #16 Seed vs. ND State - 74-78 Loss
First Four - Dayton, Ohio

NATIONAL INVITATION TOURNAMENT HISTORY

- 2015- #7 Seed at Miami - 71-75 Loss
First Round - Coral Gables, Florida

2 NCAA DIVISION II REGIONAL CHAMPIONSHIPS

1989
1993



NCCU MEN'S BASKETBALL

INDEX

Program Overview	4
Coaching History	7
All-Conference Selections	9
Players of the Year.....	10
Individual Career Records.....	12
Season Records.....	14
Season Leaders.....	16
30-Plus Point Games	18
Individual Game Highs	19
The Last Time	20
MEAC Tournament History	22
Season History	27
Team Scoring and Overtime Records	35
2020-21 NCCU MBB.....	38
2019-20 NCCU MBB.....	40
2018-19 NCCU MBB.....	42
2017-18 NCCU MBB.....	44
2016-17 NCCU MBB.....	46
2015-16 NCCU MBB.....	48
2014-15 NCCU MBB.....	50
2013-14 NCCU MBB.....	52
2012-13 NCCU MBB.....	54
2011-12 NCCU MBB.....	56

McDOUGALD-McLENDON ARENA



The McDougald-McLendon Arena was named to honor alumnus and civic leader Richard L. McDougald, and former basketball coach John B. McLendon.


McDougald was born in 1896 in Whiteville, North Carolina. On December 26, 1919, he married Mattie L. Moore, daughter of North Carolina Mutual Life Insurance founder and National Religious Training School and Chautauqua incorporator, Dr. Aaron M. Moore. They had two children, Virginia and Aaron. His second marriage was to Dorothy Everette. They had one child, Dorothy.

McDougald was educated in the public schools of New York and North Carolina College for Negroes. He served in the United States Air Force during World War I. At the time of his death, he was executive vice president of Mechanics and Farmers Bank; president of Mutual Building and Loan Association, which he helped to organize in 1921; treasurer of Union Insurance and Realty Company; and a director of Bankers Fire Insurance Company Sothern Fidelity Mutual Insurance Company and Regal Holding Company, Incorporated.

McDougald was a member of White Rock Baptist Church where he served on the Trustee Board from 1922 to 1944; the American Legion; National Negro Bankers Association; Omega Psi Phi Fraternity; and Bull City Lodge No. 317, I.B.P.O. E. of the World.

Coach John B. McLendon, born in 1915, was a professor, chairman of the Department of Physical Education, and basketball coach. He was one of the founders of the CIAA and, in 1941, led North Carolina College (now NCCU) to win the CIAA Visitation Championship for the first time. He was the first coach to win three consec-

utive national titles (NAIA 1957, 1958, and 1959 with Tennessee State). He was NAIA Coach of the Year in 1958 and the acknowledged leader in the emergence of black colleges into the various national athletic programs. He was inducted into the Naismith Memorial Basketball Hall of Fame on April 30, 1979 and the North Carolina Sports Hall of Fame in 1994.



EAGLES IN THE NBA DRAFT

NCCU'S YOUNG SELECTED BY SEATTLE IN NBA DRAFT

North Carolina Central University senior **David Young** had his dream fulfilled on June 24, 2004, when the Seattle Supersonics selected the All-CIAA guard with the 41st overall pick in the 2004 NBA Draft.

Young, NCCU's first NBA draft pick in 21 years, sat alone in an Atlanta hotel room when he saw his name flash on the television as the 12th player chosen in the second round.

After ending his college career as the Eagles' top scorer in 2003-04 with 20.5 points per game, Young faced a long and tough journey around the NBA workout circuit.


"I have endured and persevered through a lot of tough times." Young said reflecting on his life and basketball career. "I have always dreamed about playing in the NBA. I got a second opportunity at North Carolina Central University and now my dream has come true."

NCCU Eagles in the NBA Draft

Year	Name	Team	Round	Pick	Overall
2004	David Young	Seattle	2	12	41
1983	David Binion	Seattle	10	16	221
1982	Donald Sinclair	Washington	10	12	217
1969	Joe Pridgen	San Diego	18	3	208
1968	Lee Davis	Phoenix	10	13	133
1965	Ted Manning	Detroit	5	3	41
1957	Sam Jones	Boston	1	8	8

FEELING A DRAFT?


North Carolina Central University senior guard **David Young** is picked in the second round of the 2004 NBA Draft by the Seattle Supersonics.



Sam Jones- Boston Celtics 1957 First Round- 8th Pick



Former NCCU Eagle **Dominique Sutton** was a key member of the NBA Development League's 2012-13 Tulsa 66ers. (Photo by Shane Bevel/NBAE/Getty Images)



EAGLES IN THE NAISMITH MEMORIAL BASKETBALL HALL OF FAME

JOHN B. McLENDON

Enshrined: As a contributor on April 30, 1979;
as a coach on Sept. 9, 2016
Born: April 5, 1915 in Hiawatha, KS
Died: October 8, 1999
NCCU: Head Coach, 1940-1952

John B. McLendon's contributions to the sport of basketball are



virtually innumerable. His advisor at the University of Kansas was the inventor of basketball, Dr. James Naismith. At North Carolina College from 1937 to 1952, and as head basketball coach from 1940 to 1952, he pioneered basketball's full court game, using such strategies as the full court press, the full court zone (now known as the zone press), the open center offense whose variants include the "four corners," the rotating pivot, and the double-pivot. In 38 years as a head coach, he achieved a collegiate coaching record of 523 wins to 165 losses for a .760 winning percentage, including a 239-68 record at NCC. He was also the first black coach in a professional basketball

league (with the Cleveland Pipers in the American Basketball League in 1961) and the first black coach at a predominantly white university (Cleveland State employed him in June 1966).

Naismith Memorial Basketball Hall of Fame Bio:

John B. McLendon's engaging personality made him a popular basketball figure for more than 60 years. His extraordinary knowledge of basketball history made him one of the game's leading ambassadors. But, it is his coaching resume that makes many in the profession envious. McLendon, who learned basketball from Dr. James Naismith as an undergraduate at Kansas, is the first coach in history to win three consecutive national titles. McLendon earned this honor by guiding Tennessee State to the 1957, 1958 and 1959 NAIA national championships. McLendon championed for heightened awareness of basketball at all-black colleges, and helped initiate an era of integrated basketball. McLendon's well-rounded coaching background included positions at the collegiate, AAU and professional level. He coached North Carolina College, Hampton Institute, Tennessee State, Kentucky State and Cleveland State along with the Cleveland Pipers (NIB-ABL) and the Denver Rockets (ABA). Named the 1958 NAIA Coach of the Year, McLendon coached teams that won eight CIAA titles between 1941 and 1952, the NIBL and AAU championships in 1961, and the ABL Eastern Division crown in 1962. McLendon, who has traveled the world promoting basketball, wrote two books, *Fast Break Basketball* and *The Fast Break Game*.

SAM JONES

Enshrined: As a player on April 30, 1984
Born: June 24, 1933 in Laurinburg, NC
NCCU: Student-Athlete, 1951-54 / 1956-57

North Carolina College Playing Highlights:


Scored 1,745 points playing for Hall of Fame coach John McLendon; Three-time All-Conference; Enshrined in NAIA Hall of Fame (1962).

Pro Highlights (NBA Boston Celtics, 1957-69):

All-NBA Second Team (1965-67); Five-time NBA All-Star (1962, 1964-66, 1968); Member of 10 championship teams (1959-66 and 1968-69); Tallied 15,411 points (17.7 ppg) in his 12-year career; Scored 2,909 points in 154 playoff games (18.9 ppg), 15th best in history; NBA 25th Anniversary Team (1970); NBA 50th Anniversary Team (1996).

Hall of Fame Bio:

At six-foot-four, Sam Jones was the prototype of the tall guard who could run the floor, bang the boards and had a rangy offensive game that gave opponents fits. One of the "Jones Boys" in Boston, Sam teamed with K.C. in the Celtics backcourt to create havoc in NBA arenas around the country. Jones favored an unorthodox but



highly effective "bank shot" that became the muscle behind his and Boston's 10 NBA championships, including eight in a row (1958-66). As a collegian, Jones was an offensive firehouse scoring 1,745 points while playing for Hall of Fame coach John McLendon at all-black North Carolina College. Jones was not a collegiate All-America and was a relative unknown, but that didn't sway Red Auerbach, who drafted Sam in the first round of the 1957 draft. Jones didn't disappoint the Boston faithful. His 12-year NBA career included five All-Star Game appearances, 871 regular season games and 154 playoff games. Considered one of the NBA's most prolific graceful shooters, Jones scored 15,411 points (17.7 ppg), plus 2,909 (18.9 ppg) more in the playoffs. Considered one of the fastest NBA guards with superb court vision and savvy, Jones led the Celtics in scoring three times, averaging a career-high 25.9 points in 1965. An extremely popular player, in 1970 Jones was selected to the NBA Silver Anniversary Team (1970), a composition of the greatest NBA stars of the league's first 25 years. He later would be named one of the top 50 players in history when the NBA celebrated its 50th Anniversary in 1996.

NCCU MBB COACHING HISTORY

Years	Name	W	L	Pct.
1927-28	Byrd Crudup	0	6	.000
1929-30	David Waters	0	2	.000
1930-35	No Team	--	--	----
1935-36	Leo Townsend	0	11	.000
1936-37	E. Adams	3	6	.333
1937-38	William Burghardt	9	9	.500
1938-39	William Burghardt	16	8	.667
1939-40	William Burghardt	22	4	.846
1940-41	John McLendon	19	5	.792
1941-42	John McLendon	18	5	.783
1942-43	John McLendon	13	6	.684
1943-44	John McLendon	19	1	.950
1944-45	John McLendon	18	2	.900
1945-46	John McLendon	19	5	.792
1946-47	John McLendon	20	5	.800
1947-48	John McLendon	18	12	.600
1948-49	John McLendon	25	5	.833
1949-50	John McLendon	24	5	.828
1950-51	John McLendon*	28	7	.800
1951-52	John McLendon	18	10	.643
1952-53	Floyd Brown	17	7	.708
1953-54	Floyd Brown	24	7	.774
1954-55	Floyd Brown	20	7	.741
1955-56	Floyd Brown	13	11	.542
1956-57 #	Floyd Brown	23	6	.793
1957-58	Floyd Brown	16	11	.593
1958-59	Floyd Brown	16	11	.593
1959-60	Floyd Brown	10	15	.400
1960-61	Floyd Brown	7	16	.304
1961-62	Floyd Brown	7	15	.318
1962-63	Floyd Brown	14	11	.560
1963-64	Floyd Brown	14	12	.538
1964-65	Floyd Brown	11	14	.440
1965-66	Floyd Brown	12	8	.600
1966-67	Floyd Brown	9	13	.409
1967-68	Floyd Brown	16	9	.640
1968-69	Floyd Brown	12	10	.545
1969-70	Floyd Brown	10	11	.476
1970-71	Harry Edmonds	10	13	.435
1971-72	Harry Edmonds	4	20	.167
1972-73	Harry Edmonds	5	18	.217
1973-74	Samuel Jones	5	16	.238
1974-75	Sterling Holt	10	16	.385
1975-76	Sterling Holt	8	20	.286
1976-77	Sterling Holt	13	15	.464
1977-78	Sterling Holt	6	20	.231
1978-79	Frank Silva	5	21	.192
1979-80	Jesse Clements	8	18	.308
1980-81	Jesse Clements	15	14	.517
1981-82	Jesse Clements	6	17	.261
1982-83	Jesse Clements	10	15	.400
1983-84	Jesse Clements	11	15	.423
1984-85	Harry Edmonds	4	21	.160
1985-86	Michael Bernard	14	12	.538
1986-87	Michael Bernard	15	13	.536
1987-88 %	Michael Bernard	26	3	.896
1988-89 \$	Michael Bernard*	28	4	.875
1989-90 %	Michael Bernard	23	5	.821
1990-91	Michael Bernard	9	19	.321
1991-92	Gregory Jackson	13	13	.500
1992-93 &	Gregory Jackson	26	4	.867
1993-94	Gregory Jackson	20	5	.800
1994-95	Gregory Jackson	14	12	.538
1995-96 %	Gregory Jackson	20	7	.741
1996-97 %	Gregory Jackson	20	6	.769
1997-98	Gregory Jackson	18	8	.692

1998-99	Gregory Jackson	16	12	.571
1999-2000	Gregory Jackson	17	9	.654
2000-01	Phil Spence	8	20	.286
2001-02	Phil Spence	9	18	.333
2002-03	Phil Spence	16	13	.552
2003-04	Phil Spence	16	13	.552
2004-05	Henry Dickerson	16	12	.571
2005-06	Henry Dickerson	10	18	.357
2006-07	Henry Dickerson	13	15	.464
2007-08 +	Henry Dickerson	4	26	.133
2008-09	Henry Dickerson	4	27	.148
2009-10	LeVelle Moton	7	22	.318
2010-11	LeVelle Moton	15	15	.500
2011-12	LeVelle Moton	17	15	.531
2012-13**	LeVelle Moton	22	9	.709
2013-14	LeVelle Moton!*^=	28	6	.823
2014-15	LeVelle Moton!@	25	8	.758
2015-16	LeVelle Moton	13	19	.406
2016-17	LeVelle Moton!^=	25	9	.735
2017-18	LeVelle Moton^=	19	16	.543
2018-19	LeVelle Moton^=	18	16	.529
2019-20	LeVelle Moton!	18	13	.581
2020-21	LeVelle Moton	5	9	.357

TOTAL 1927-2021 (93 yrs) 1232 1018 .547**

88 Seasons

* School Record for wins (28)- 1950-51, 1988-89, 2013-14

! MEAC Regular Season Champions

^ MEAC Tournament Champions

= NCAA Tournament

@ National Invitation Tournament

Advanced to Second Round of NCAA Playoffs

% Advanced to NCAA Regional Championships

& Advanced to NCAA Quarterfinals / "Elite Eight"

\$ Won the NCAA Division II National Championship

+ First season of Division I competition

CAREER HEAD COACHING RECORDS

Most Victories	W	L	Pct.	Years
1. Floyd Brown	251	194	.564	1952-70
2. John McLendon	239	68	.779	1940-52
3. LeVelle Moton**	196	157	.555	2009-
4. Gregory Jackson	164	78	.678	1991-2000
5. Michael Bernard	115	56	.673	1985-91
6. Jesse Clements	50	79	.388	1979-84
7. Phil Spence	49	64	.433	2000-2004
8. William Burghardt	47	21	.691	1937-40
9. Henry Dickerson	47	98	.324	2004-09
10. Sterling Holt	37	71	.343	1974-78
11. Harry Edmonds	23	72	.242	70-73/84-85

Winning Percentage	W	L	Pct.	Years
1. John McLendon	239	68	.779	1940-52
2. William Burghardt	47	21	.691	1937-40
3. Gregory Jackson	164	78	.678	1991-2000
4. Michael Bernard	115	56	.673	1985-91
5. Floyd Brown	251	194	.564	1952-70
6. LeVelle Moton**	196	157	.555	2009-

Most 20-Win Seasons	#	W	Yrs
1. LeVelle Moton**	4	100	'12, '13, '14, '16
2. John McLendon	4	97	'46, '48, '49, '50
3. Gregory Jackson	4	86	'92, '93, '95, '96
4. Michael Bernard	3	77	'87, '88, '89
5. Floyd Brown	3	67	'53, '54, '56

**Overall record reflects 16 wins (2012-13) vacated by NCAA Committee on Infractions. All other records above reflect on-court results.

20-WIN SEASONS - 19

1939-40, 1946-47, 1948-49, 1949-50, 1950-51, 1953-54, 1954-55, 1956-57, 1987-88, 1988-89, 1989-90, 1992-93, 1993-94, 1995-96, 1996-97, 2012-13, 2013-14, 2014-15, 2016-17

NCAA DIVISION I TOURNAMENT APPEARANCES

2014, 2017, 2018, 2019

NATIONAL INVITATION TOURNAMENT APPEARANCES 2015

MEAC REGULAR-SEASON CHAMPIONSHIPS

2014 - LeVelle Moton
2015 - LeVelle Moton
2017 - LeVelle Moton
2020 - LeVelle Moton

MEAC TOURNAMENT CHAMPIONSHIPS

2014 - LeVelle Moton
2017 - LeVelle Moton
2018 - LeVelle Moton
2019 - LeVelle Moton

CIAA VISITATION CHAMPIONSHIPS

1941 - John McLendon
1947 - John McLendon
1949 - John McLendon
1951 - John McLendon
1954 - Floyd Brown
1955 - Floyd Brown
1957 - Floyd Brown

CIAA TOURNAMENT CHAMPIONSHIPS


1946 - John McLendon
1950 - John McLendon

NCAA DIVISION II REGIONAL CHAMPIONSHIPS

1989 - Michael Bernard
1993 - Gregory Jackson

NCAA DIVISION II NATIONAL CHAMPIONSHIPS


1989 - Michael Bernard



Michael Bernard

Coach Bernard guided the Eagles to the 1989 NCAA Division II National Championship title.

NCCU MBB COACHING HISTORY



JOHN McLENDON

1940-1952
304 Games Coached -- 239 Wins

McLendon holds the record for the highest win percentage as a coach at NCCU, with his teams having a .779 success rate over 307 games and 12 seasons. He also has the second-most wins all time at NCCU with 239, and coached the Eagles to four CIAA Visitation Championships (1941, 1947, 1949, 1951) and two CIAA Tournament Championships (1946, 1950). He also coached the Eagles to a school-record 28 games in the 1950-51 season, a record that has been tied twice, but hasn't been broken since.

FLOYD BROWN

1952-1970
445 Games Coached -- 251 Wins

Brown not only stands as the longest tenured coach in NCCU history with 18 seasons, he also has coached the most games (445), and has the most wins with 251 from 1952-1970. Brown coached the Eagles to three CIAA Visitation Championships (1954, 1955, 1957) and three 20-win seasons (1953-54, 1954-55, 1956-57).



LeVELLE MOTON

2009-Present
369 Games Coached -- 196 Wins

Moton has coached 369 games through 12 seasons, and that stands as the second-most games coached behind Floyd Brown. He also has the third-most wins with 173, and is tied with John McLendon and Gregory Jackson for the most 20-win seasons with four (2012-13, 2013-14, 2014-15, 2016-17). During his tenure, he has coached the Eagles to four MEAC Regular Season Championships (2014, 2015, 2017, 2020), and four MEAC Tournament Championships and NCAA Division I Tournament appearances (2014, 2017, 2018, 2019), and one NIT appearance in 2015.



ALL-CONFERENCE SELECTIONS


- 1954 Charles Harrison
Samuel Jones
- 1957 Samuel Jones
- 1958 James Sligh
- 1959 Carlton Bell
- 1964 Joseph Parker
- 1965 Ted Manning
- 1966 Ted Manning
- 1967 Lee Davis
- 1968 Lee Davis
- 1969 Joseph Pridgen
- 1970 Ronald McCrimmon
- 1971 Redden Leggett
- 1972 Allen Reddish*
- 1974 Robert Little*
- 1975 Robert Little*
- 1976 John Harrell*
- 1977 Floyd Monroe*
- 1981 John Bishop
- 1983 David Binion
- 1984 Charles Murphy
- 1986 Willie Jennette
- 1988 Wayne Howell
Derrick Leak
- 1989 Miles Clarke
Derrick Leak
Antoine Sifford
- 1990 Derrick Leak
Antoine Sifford
- 1993 Jimmie Walker
- 1994 Jimmie Walker
Scott Stewart
- 1995 LeVelle Moton
- 1996 LeVelle Moton ***
- 1997 Mike White
- 2000 Brett Harper
Jimmy Boston

- 2001 Jimmy Boston
- 2003 Shawn Ray
- 2004 David Young
- 2005 Jonathan Moore
Curtis Knight
- 2012 Dominique Sutton-1st*
Ray Willis-2nd*
- 2013 Stanton Kidd-1st*
Jeremy Ingram-1st*
Ray Willis-2nd*
- 2014 Jeremy Ingram-1st*^
Emanuel Chapman-3rd*
- 2015 Nimrod Hilliard-1st*
Karamo Jawara-2nd*
Anthony McDonald-2nd*
Jordan Parks-2nd*
Dante Holmes-3rd*
- 2016 Dante Holmes-2nd*
- 2017 Patrick Cole-1st*^
Dajuan Graf-2nd*
- 2018 Raasean Davis-2nd*
Reggie Gardner Jr.-R*
Jordan Perkins-R*
- 2019 Raasean Davis-1st*
- 2020 Jibri Blount-1st^
C.J. Keyser-3rd
- 2021 C.J. Keyser-1st

*** CIAA Player of the Year
^ MEAC Player of the Year
*- All- MEAC (League member from 70-79, Moved back in 2011)
List Complete Since 1954




In 2015 the Eagles went undefeated in league play, and saw a program-record five student-athletes receive all-conference honors as a result. The list was led by First Team All-MEAC guard Nimrod Hilliard (center), and Second Team forwards Jordan Parks (left) and Karamo Jawara (right).



SAM JONES

Sam Jones is the first Eagle to earn multiple all-conference honors as he was named All-MEAC Frontcourt twice in 1954 and 1957.



DERRICK LEAK

Derrick Leak (#41) has the most all-conference selections as he earned three All-CIAA nods during his career in 1988, 1989, and 1990.



JEREMY INGRAM

Jeremy Ingram is the only Eagle to earn multiple First Team All-MEAC honors in the Division I era, as he made the list in 2013 and 2014, including a Player of the Year nod in 2014.

PLAYERS OF THE YEAR

LEVELLE MOTON

1996 CIAA Player of the Year

Moton capped a fantastic four-year career at NCCU by becoming the first Eagle to claim league Player of the Year honors as the CIAA Player of the Year for the 1995-96 season. He was also named an NCAA Division II South-Atlantic All-Region First Team selection and an All-America Honorable Mention. He finished second in the CIAA in scoring with 21.3 points per game, and ranked top-10 in assists (3.4 apg), free throw percentage (75.8), and three-point percentage (39.4).



JEREMY INGRAM

2014 MEAC Player of the Year

Ingram helped lead the Eagles to its first Division I MEAC Championship and NCAA Tournament appearance, and was rewarded by becoming the first NCCU league Player of the Year in the DI era following the 2013-14 season. He put up 20.2 points per game to finish second in the league, and top-30 in the nation, and was just the second player to score 600+ points in a season since the 1980-81 campaign.



PLAYERS OF THE YEAR

PATRICK COLE

2017 MEAC Player of the Year

Cole was a part of the team that sparked a three-year run of MEAC Tournament Championships, and locked up MEAC Player of the Year honors for the 2016-17 season. Cole had a phenomenal season that included the first triple-double in school history against Jackson State with 14 points, 12 rebounds, and 10 assists. For the season, he finished top-five in the MEAC with 19.6 points and 6.9 rebounds per game, and led the league with 5.7 assists per outing.



JIBRI BLOUNT

2020 MEAC Player of the Year

Blount made the most of moving from the bench into a starting role in his senior season as he led the MEAC in minutes played with 36.8, and played 40 minutes or more 10 times during the 2019-20 season. With that extended time on the floor, Blount tallied 596 points, 294 rebounds, and 68 steals to become the first Eagle to reach those marks in a single season. He finished second in the conference in scoring with 19.2 points per game, third in rebounding with 9.5, and fifth in field goal percentage at 52.5, and collected an impressive 14 double-doubles.



CAREER RECORDS

SCORING	POINTS	YEARS
1. Ted Manning	2,086	1962-66
2. Samuel Jones	1,745	51-54/56-57
3. LeVelle Moton	1,714	1992-96
4. Robert McClellan	1,562	1975-79
5. Carlton Bell	1,534	1955-59
6. Jeremy Ingram	1,525	2010-14
David Binion	1,525	78-81/82-83
8. Curtis Knight	1,476	2001-05
9. James Martin	1,454	1958-62
10. Ernest Warlick	1,407	1948-52
11. Jimmy Boston	1,376	1997-2001
12. Robert Little	1,310	1971-75
13. Joseph Parker	1,304	1961-64
Charles Harrison	1,304	1950-54
15. Charles Murphy	1,303	1980-84
16. Willie Jennette	1,284	1981-86
17. Lee Davis	1,271	1964-68
18. Antoine Sifford	1,260	1986-90
19. Stanley Melvin	1,235	1974-78
20. James Sligh	1,229	53-54/56-58
21. Shawn Ray	1,216	2000-03
22. Edward Roper	1,165	1975-79
23. Nathaniel Lindsey	1,126	1990-94
24. Albert Conner	1,089	1962-66
25. Joseph Pridgen	1,084	1965-68
26. Clifton Daye	1,074	1990-93
27. Darnell Evans	1,054	1980-84
28. John Jones	1,046	1959-63
29. Raasean Davis	1,032	2017-19
30. Charles Badger	1,029	1953-57
31. C.J. Wilkerson	1,023	2009-11
32. John Keels	1,019	1954-58
33. Nick Chasten	1,016	2008-12
34. Aubrey Stanley	1,006	1943-47
35. Cleo Hill	1,004	1984-88
Bryan Ayala	1,004	05-09

SCORING AVERAGE AVG.	YEARS
1. Ted Manning	21.7 1962-66
2. Joseph Parker	18.6 1961-64
3. Landon Clement	18.1 2010-12
4. Samuel Jones	17.8 51-54/56-57
5. C.J. Wilkerson	17.6 2009-11
6. George McQueen	17.3 1951-52
7. Patrick Cole	17.2 2015-17
Jonathan Moore	17.2 2003-05
9. Redden Leggett	17.0 1969-71
10. Charles Futrell	16.7 2007-08
Shawn Ray	16.7 2000-03
12. LeVelle Moton	16.6 1992-96
13. Dominique Sutton	16.4 2010-12
14. Donald Sinclair	16.2 1979-81
15. Brett Harper	15.8 1998-2000
16. David Binion	15.4 78-81/82-83
17. Lee Davis	15.3 1964-68

FIELD GOALS	FG	FGA	PCT.	YEARS
1. Ted Manning	857	1930	.444	1962-66
2. Robert McClellan	676	1491	.453	1975-79
3. Carlton Bell	675	1597	.423	1955-59
4. Samuel Jones	668	1421	.470	51-54/56-57
5. David Binion	642	1185	.542	78-81/82-83
6. James Martin	604	1693	.357	1958-62
7. Joseph Parker	571	1408	.406	1961-64
8. LeVelle Moton	569	1159	.491	1992-96
9. Robert Little	553	1171	.472	1971-75
10. Ernest Warlick	544			1948-52
11. Edward Roper	535	1135	.471	1975-79
12. Stanley Melvin	520	1115	.466	1974-78
13. Curtis Knight	513	1132	.453	2001-05
14. Charles Murphy	511	890	.574	1980-84
15. Lee Davis	504	962	.524	1964-68
16. Jimmy Boston	500	844	.592	1997-2001
17. Charles Harrison	499	1049	.476	1950-54
18. Albert Conner	481	1175	.409	1962-66
19. James Sligh	469	1181	.397	53-54/56-58
20. Jeremy Ingram	459	1062	.432	2010-14
21. Antoine Sifford	452	904	.500	1986-90




Ted Manning was one of the most prolific scorers in NCCU men's basketball history, as he leads the list in total points, scoring average, and in most field goals made. Manning also holds the single-season lead at NCCU in the same categories.




CURTIS KNIGHT
(2001-05)

Finished his Eagle career among the school's top 20 career leaders in points (1,476), assists (155), steals (136), field goals (513), and free throws (259).



CHARLES HARRISON
(1950-54)

Nicknamed "Tex," Harrison joined the Harlem Globetrotters after scoring 1,304 points as an Eagle.



SAM JONES
(1951-54/56-57)

Selected as one of the Top 50 All-Time NBA Players, Jones enjoyed a Hall-of-Fame career with the Boston Celtics.

CAREER RECORDS

ASSISTS	#	YEARS
1. Emanuel Chapman	617	2010-14
2. Jordan Perkins	528	2017-21
3. Michael Wright	409	80-81/82-85
4. Bryan Ayala	366	2005-09
5. Donald Sinclair	360	1979-81
6. Kevin Thompson	313	1984-87
7. Dajuan Graf	293	2015-17
8. Jeffrey Hayes	288	85-87/88-90
9. LeVelle Moton	278	1992-96
10. James King	276	1975-79
11. James Tucker	272	99-00/02-04
12. Michael Glasker	267	2007-11
13. Patrick Cole	261	2015-17
14. Edward Roper	248	1975-79
15. Larry Crowder	238	1991-93
16. Mike White	232	1995-98
17. Taro Knight	223	1990-93
18. James Tucker	219	2002-04
19. Shawn Ray	215	2000-03
20. David Binion	214	78-81/82-83
21. Karamo Jawara	213	2011-15
22. Clifton Daye	202	1990-93
23. Darnell Evans	200	1980-84
24. Nimrod Hilliard	196	2014-15
25. Bryan Ayala	190	2007-09
26. Jimmie Walker	189	1992-94
27. Antoine Sifford	178	1986-90
28. David Binion	165	1977-79



Emanuel Chapman holds the record for most career assists, with an impressive 617. He averaged 5.1 assists per game over four years and 122 games as helped lead the Eagles to their first Division I MEAC Regular Season Championship and MEAC Tournament Championship.



JIMMIE BOSTON
(1997-2001)

In four standout seasons, Boston amassed 31 "double-doubles" en route to 1,376 (14.0 ppg) points and 801 rebounds (8.2 rpg).

STEALS	#	YEARS
1. Bryan Ayala	196	2005-09
2. Emanuel Chapman	173	2010-14
3. Clifton Daye	172	1990-93
4. Shawn Ray	166	2000-03
5. Derrick Leak	158	1986-90
6. Edward Roper	140	1975-79
7. Curtis Knight	136	2001-05
8. Stanley Melvin	135	1974-78
9. Jimmie Walker	127	1992-94
10. Jeffrey Hayes	125	85-87/88-90
11. Nick Chasten	123	2008-12
12. Jeremy Ingram	122	2010-14
13. Floyd Monroe	121	1975-77
14. Michael Noel	115	2001-03
15. Kevin Thompson	112	1984-87
16. LeVelle Moton	110	1992-96
17. Willie Jeanette	109	1981-86
18. Warren Bell	108	1996-2000
19. Adrian McKinnon	107	1985-89
Larry Crowder	107	1992-94

REBOUNDS	#	YEARS
1. Carlton Bell	1,555	1955-59
2. David Binion	1,123	78-81/82-83
3. Ted Manning	1,118	1962-66
4. Lee Davis	1,074	1964-68
5. Robert Little	912	1971-75
6. John Jones	905	1959-63
7. James Martin	838	1958-62
8. Edward Roper	825	1975-79
9. Joseph Pridgen	808	1965-69
10. Jimmy Boston	801	1997-2001
11. Joseph Parker	769	1961-64
12. Paris Lenon	620	1964-68
13. Ronald McCrimmon	606	1966-70
14. Derrick Leak	596	1986-90
Charles Badger	596	1953-57
16. Raasean Davis	592	2017-19
17. Samuel Jones	578	51-54/56-57
Nick Chasten	578	2008-12
19. William Slade	550	1968-72
20. Albert Conner	540	1962-66

(Complete since 1986-87)

REBOUND AVG.	AVG.	YEARS
1. Carlton Bell	14.95	1955-59
2. Lee Davis	12.94	1964-68
3. Ted Manning	11.65	1962-66
4. Redden Leggett	11.55	1969-71
5. David Binion	11.34	78-81/82-83
6. John Jones	11.04	1959-63
7. Joseph Parker	10.99	1961-64
8. Robert Little	10.13	1971-75
9. Joseph Pridgen	9.98	1965-69
10. Donald Stokes	9.65	1958-60

(Complete since 1986-87 - Minimum 200 rebs.)

GAMES PLAYED	#	YEARS
1. Emanuel Chapman	122	2010-14
2. Karamo Jawara	120	2011-15
3. Joshua Worthy	113	2006-10
Curtis Knight	113	2001-05
5. Jeremy Ingram	112	2010-14
6. Nick Chasten	110	2008-12
7. Jordan Perkins	109	2017-21
8. Michael Glasker	106	2007-11
9. Bryan Ayala	102	2005-09
10. Dante Holmes	85	2013-16

GAMES STARTED	#	YEARS
1. Emanuel Chapman	90	2010-14
2. Bryan Ayala	89	2005-09
3. Jordan Perkins	84	2017-21
4. Nick Chasten	74	2008-12
5. Jay Copeland	71	2012-14, 15-16
6. Raasean Davis	69	2017-19
Curtis Knight	69	2001-05
8. Karamo Jawara	63	2011-15
9. Ray Willis	62	2011-13
10. Zacarry Douglas	61	2017-19

CAREER RECORDS

3-PT FIELD GOALS

	3FG	FGA	PCT.	YEARS
1. LeVelle Moton	213	529	.403	1992-96
2. Curtis Knight	191	528	.362	2001-05
3. Jeremy Ingram	170	464	.366	2010-14
4. Mike White	154	398	.387	1995-98
5. Fred Bennett	153	348	.440	1987-90
6. Rashaun Madison	149	427	.349	2014-17
7. Landon Clement	142	343	.413	2010-11
8. MarQus Johnson	135	382	.353	1996-2000
9. Dante Holmes	133	362	.367	2013-16
Shawn Ray	133	370	.360	2000-03
11. Reggie Gardner Jr.	116	363	.320	2017-19
12. James Tucker	115	332	.347	99-00/02-04
13. Anthony McDonald	105	277	.379	2014-15
14. Nathaniel Lindsey	104	297	.350	1990-94
15. Bryan Ayala	101	367	.275	2005-09
16. Chris Mayshack	100	256	.391	2005-07
17. Drew Johnson	94	297	.316	2005-07
18. Patrick Cole	93	280	.332	2015-17
19. Brett Harper	89	235	.379	1998-2000

FREE THROWS

	FT	FTA	PCT.	YEARS
1. Jeremy Ingram	437	568	.769	2010-14
2. Samuel Jones	409	594	.689	51-54/56-57
3. Jimmy Boston	376	562	.669	1997-2001
4. Ted Manning	372	574	.648	1962-66
5. LeVelle Moton	363	467	.777	1992-96
6. Antoine Sifford	345	519	.665	1986-90
7. C.J. Wilkerson	333	441	.755	2009-11
8. Ernest Warlick	319	591	.540	1948-52
9. Charles Harrison	306	492	.622	1950-54
10. Bryan Ayala	305	435	.701	2005-09
11. Willie Jennette	301	393	.766	1981-86
12. Charles Badger	299	462	.647	1953-57
13. James Sligh	291	406	.717	53-54/56-58
14. Charles Murphy	281	467	.602	1980-84
15. Patrick Cole	276	368	.750	2015-17
16. Ray Willis	270	333	.811	2011-13
17. Clifton Daye	268	399	.672	1990-93
18. Lee Davis	263	435	.605	1964-68
19. Curtis Knight	259	344	.753	2001-05
20. David Binion	241	395	.610	78-81/82-83
21. James Martin	240	394	.609	1958-62
22. Taro Knight	232	316	.734	1990-92
23. James Martin	229	394	.581	1958-62
24. Shawn Ray	223	286	.780	00-03
25. Ronald McCrimmon	221	304	.727	66-70

BLOCKED SHOTS

	#	YEARS
1. Derrick Leak	152	1986-90
2. Adrian McKinnon	115	1985-89
3. Jason Hervey	114	2003-05, '06-07
4. Jimmy Boston	100	1997-2001
5. Dekendric Perry	85	'97-98/'99-'02
6. Raasean Davis	77	2017-19
Jason Hervey	77	2003-05
8. Melvin Whitaker	76	2003-04
9. Nick Chasten	71	2008-12
10. Jordan Parks	69	2013-15
11. Jermond Debro	63	2001-04
Shawn Ray	63	2000-03
13. Pablo Rivas	59	2016-18
14. Karamo Jawara	56	2011-15
15. Fred Bennett	55	1987-90

16. Jonathan Moore	54	2003-05
17. Jeremy Ingram	53	2010-14


(Complete since 1986-87)

MINUTES

	#	YEARS
1. Emanuel Chapman	3158	2010-14
2. Curtis Knight	3148	2001-05
3. Jeremy Ingram	3035	2010-14
4. Bryan Ayala	2997	2005-09
5. Nick Chasten	2922	2008-12
6. Karamo Jawara	2841	2011-15
7. Jordan Perkins	2792	2017-21
8. Joshua Worthy	2227	2006-10
9. C.J. Wilkerson	2161	2009-11
10. Dante Holmes	2122	2013-16

MINUTES AVG. # YEARS

1. C.J. Wilkerson	37.3	2009-11
2. Nimrod Hilliard	35.4	2014-15
3. Landon Clement	35.0	2010-12
4. Dominique Sutton	33.9	2010-12
5. Jonathan Moore	33.7	2003-05
6. Jamar Briscoe	33.3	2008-09
7. Patrick Cole	33.2	2015-17
8. Stevy Worah-Ozimo	33.1	2008-09
9. Shawn Ray	33.1	2001-03
10. Dajuan Graf	32.6	2015-17



FRED "POP" BENNETT (1987-90)

Made a school-best 44 percent (153-of-348) from three-point range during his Eagle career.

SEASON RECORDS

SCORING POINTS SEASON

1. Ted Manning	826	1964-65
2. Jeremy Ingram	708	2013-14
3. Patrick Cole	636	2016-17
4. John Bishop	625	1980-81
5. LeVelle Moton	611	1994-95
6. Jibri Blount	596	2019-20
7. David Young	594	2003-04
8. LeVelle Moton	574	1995-96
9. Willie Jennette	573	1985-86
10. Landon Clement	561	2010-11

SCORING AVG. AVG. SEASON

1. Ted Manning	33.0	1964-65
2. Ted Manning	25.2	1965-66
3. LeVelle Moton	23.5	1994-95
4. John Bishop	23.1	1980-81
5. David Binion	22.4	1982-83
6. Willie Jennette	22.0	1985-86
7. LeVelle Moton	21.3	1995-96
8. Jeremy Ingram	20.8	2013-14
9. David Young	20.5	2003-04
10. Jonathan Moore	19.4	2004-05

ASSISTS # SEASON

1. Emanuel Chapman	217	2013-14
2. Donald Sinclair	200	1979-80
3. Nimrod Hilliard	196	2014-15
4. Jordan Perkins	190	2017-18
5. Patrick Cole	184	2016-17
6. Emanuel Chapman	180	2012-13
7. Dajuan Graf	178	2016-17
8. Emanuel Chapman	162	2011-12
9. Donald Sinclair	160	1980-81
10. James Tucker	156	2003-04

STEALS # SEASON

1. Jimmie Walker	81	1992-93
2. Dominique Sutton	71	2011-12
3. Emanuel Chapman	69	2013-14
4. Jibri Blount	68	2019-20
5. Larry Crowder	67	1991-92
6. Donald Sinclair	66	1980-81
7. Shawn Ray	65	2002-03
8. Shawn Ray	64	2000-01
9. Jeffrey Hayes	62	1988-89
10. Michael Noel	61	2001-02

REBOUNDS # SEASON

1. Carlton Bell	563	1958-59
2. David Binion	400	1982-83
3. Charles Murphy	315	1983-84
4. Raasean Davis	310	2018-19
5. Jibri Blount	294	2019-20
6. David Binion	288	1979-80
7. Raasean Davis	282	2017-18
8. Edward Roper	279	1977-78
9. Jordan Parks	273	2014-15
10. Zacarry Douglas	264	2018-19
Derrick Leak	264	1986-87



Only two Eagles have made more than 100 three-pointers in a season, and **Landon Clement** was the first as he knocked down a single-season record 109 treys in the 2010-11 season at an efficient 40.7 percent clip. Clement drilled a career-high seven threes against Barber-Scotia on Nov. 26, 2011 as he went 7-for-13 on the way to 30 points.

BLOCKED SHOTS # SEASON

1. Melvin Whitaker	73	2003-04
2. Adrian McKinnon	69	1988-89
3. Charles Murphy	54	1983-84
4. Derrick Leak	52	1986-87
5. Derrick Leak	49	1987-88
6. Dekendric Perry	44	2000-01
7. Raasean Davis	42	2018-19
Nate Maxey	42	2014-15
9. Jason Hervey	40	2004-05
10. Jordan Parks	38	2013-14

GAMES PLAYED # SEASON

1. Raasean Davis	35	2017-18
Reggie Gardner Jr.	35	2017-18
Jordan Perkins	35	2017-18
4. Many tied	34	

GAMES STARTED # SEASON

1. Raasean Davis	35	2017-18
Reggie Gardner Jr.	35	2017-18
3. Many tied	34	

MINUTES # SEASON

1. Dajuan Graf	1207	2016-17
2. Jeremy Ingram	1170	2013-14
3. Patrick Cole	1166	2016-17
4. Emanuel Chapman	1158	2013-14
5. Jibri Blount	1141	2019-20
6. Charles Futrell	1113	2007-08
7. Karamo Jawara	1109	2014-15
8. Nimrod Hilliard	1097	2014-15
9. Dominique Sutton	1086	2011-12
10. C.J. Wilkerson	1084	2009-10

MINUTES AVG. AVG. SEASON

1. C.J. Wilkerson	37.4	2009-10
2. C.J. Wilkerson	37.1	2010-11
3. Charles Futrell	37.1	2007-08
4. Jibri Blount	36.8	2019-20
5. Jonathan Moore	36.1	2004-05
6. Landon Clement	36.0	2010-11
7. Dajuan Graf	35.5	2016-17

FREE THROWS FT FTA PCT. SEASON

1. Jeremy Ingram	216	280	.771	2013-14
2. C.J. Wilkerson	187	251	.745	2010-11
3. Willie Jennette	175	221	.792	1985-86
4. Ray Willis	170	214	.794	2011-12
5. Patrick Cole	164	217	.756	2016-17
6. Dominique Sutton	160	241	.664	2011-12
7. Charles Harrison	156	238	.655	1953-54
8. John Bishop	149	180	.828	1980-81
9. C.J. Wilkerson	146	190	.768	2009-10
10. Taro Knight	139	189	.735	1990-91

FIELD GOALS FG FGA Pct. Season

1. Ted Manning	301	600	.502	1964-65
2. John Bishop	238	445	.535	1980-81
3. David Binion	234	372	.629	1982-83
4. Raasean Davis	233	347	.671	2017-18
5. Jibri Blount	218	415	.525	2019-20
6. Raasean Davis	213	330	.645	2018-19
7. Jordan Parks	212	321	.660	2014-15
Jeremy Ingram	212	483	.434	2013-14
9. David Young	208	420	.495	2003-04
10. Patrick Cole	203	529	.383	2016-17

3-PT FG 3FG FGA PCT. SEASON

1. Landon Clement	109	268	.407	2010-11
2. Anthony McDonald	105	277	.379	2014-15
3. Rashaun Madison	90	269	.335	2016-17
4. LeVelle Moton	87	195	.444	1994-95
5. LeVelle Moton	76	193	.394	1995-96
Reggie Gardner Jr.	76	234	.325	2017-18
7. Dante Holmes	74	197	.376	2015-16
8. Chris Mayshack	73	183	.399	2006-07
9. Jeremy Ingram	68	184	.370	2013-14
10. Randy Miller Jr.	66	178	.371	2018-19
David Young	66	185	.357	2003-04
Patrick Cole	66	194	.340	2016-17

SEASON LEADERS

POINTS

SEASON NAME	POINTS	AVG.	GP
2020-21 C.J. Keyser	232	16.6	14
2019-20 Jibri Blount	596	19.2	31
2018-19 Raasean Davis	502	14.8	34
2017-18 Raasean Davis	530	15.1	35
2016-17 Patrick Cole	636	19.3	33
2015-16 Dante Holmes	449	15.5	29
2014-15 Jordan Parks	514	15.6	33
2013-14 Jeremy Ingram	708	20.8	34
2012-13 Jeremy Ingram	487	15.7	31
2011-12 Dominique Sutton	526	16.4	32
2010-11 Landon Clement	561	18.7	30
2009-10 C.J. Wilkerson	472	16.3	29
2008-09 Jamar Briscoe	535	17.8	30
2007-08 Charles Futrell	500	16.7	30
2006-07 Jason Hervey	351	12.5	28
2005-06 Drew Johnson	318	11.4	28
2004-05 Jonathan Moore	544	19.4	28
2003-04 David Young	594	20.5	29
2002-03 Shawn Ray	530	18.9	28
2001-02 Curtis Knight	362	13.4	27
2000-01 Jimmy Boston	455	19.0	24
1999-00 Brett Harper	462	17.8	26
1998-99 Brett Harper	377	14.0	27
1997-98 Michael Hadley	441	17.0	26
1996-97 Michael Hadley	313	12.0	26
1995-96 LeVelle Moton	574	21.3	27
1994-95 LeVelle Moton	611	23.5	26
1993-94 LeVelle Moton	416	18.1	23
1992-93 Jimmie Walker	437	14.6	30
1991-92 Nathaniel Lindsey	354	13.6	26
1990-91 Taro Knight	361	12.9	28
1989-90 Antoine Sifford	370	13.2	28
1988-89 Miles Clarke	443	13.8	32
1987-88 Wayne Howell	345	11.9	29
1985-86 Willie Jennette	573	22.0	26
1983-84 Charles Murphy	447	17.2	26
1982-83 David Binion	560	22.4	25
1981-82 Charles Murphy	357	15.5	23
1980-81 John Bishop	625	23.1	27
1979-80 David Binion	436	16.8	26
1978-79 Robert McClellan	374		
1977-78 John Roberts	328	13.1	25
1973-74 Robert Little	347	16.5	21
1965-66 Ted Manning	503	25.2	20
1964-65 Ted Manning	826	33.0	25
1942-43 Rudolph Roberson	414	21.7	19

REBOUNDS

SEASON NAME	REBS.	AVG.	GP
2020-21 Deven Palmer	55	3.9	14
2019-20 Jibri Blount	294	9.5	31
2018-19 Raasean Davis	310	9.1	34
2017-18 Raasean Davis	282	8.1	35
2016-17 Patrick Cole	230	7.0	33
2015-16 Jeremiah Ingram	198	6.2	32
2014-15 Jordan Parks	273	8.3	33
2013-14 Jay Copeland	198	5.8	34
2012-13 Stanton Kidd	214	6.9	31
2011-12 Dominique Sutton	238	7.4	32
2010-11 Nick Chasten	214	7.1	30
2009-10 Nick Chasten	175	6.0	29
2008-09 Stevy Worah-Ozimo	173	8.2	21
2007-08 Charles Futrell	218	7.3	30
2006-07 Jason Hervey	173	6.2	28
2005-06 Charles Futrell	148	6.4	23
2004-05 Jonathan Moore	247	8.8	28
2003-04 Jonathan Moore	140	6.7	21
2002-03 Shawn Ray	165	5.9	28
2001-02 Dekendric Perry	149	5.5	27
2000-01 Jimmy Boston	227	9.5	24
1999-00 Jimmy Boston	147	6.7	22
1998-99 Jimmy Boston	183	6.8	27
1997-98 Jimmy Boston	244	9.8	25
1996-97 Rasheem Grant	162	6.2	26
1995-96 Kareem Robinson	115	4.3	27
1994-95 Omar Vaughan	178	6.8	26
1993-94 Scott Stewart	132	5.3	25

1992-93 Scott Stewart	160	5.5	29
1991-92 Clifton Daye	132	5.1	26
1990-91 Romeo Debnam	169	6.0	28
1989-90 Henry Canty	176	6.3	28
1988-89 Adrian McKinnon	241	7.5	32
1987-88 Derrick Leak	197	7.0	28
1986-87 Derrick Leak	264	10.2	26
1985-86 Willie Jennette	224	8.6	26
1983-84 Charles Murphy	315	12.1	26
1982-83 David Binion	400	16.0	25
1981-82 Charles Murphy	237	10.3	23
1980-81 David Binion	255	11.6	22
1979-80 David Binion	288	11.1	26
1977-78 Edward Roper	279	10.7	26
1958-59 Carlton Bell	563	20.9	27

ASSISTS

SEASON NAME	AST.	AVG.	GP
2020-21 Jordan Perkins	59	4.2	14
2019-20 Jordan Perkins	154	5.0	31
2018-19 Jordan Perkins	125	4.3	29
2017-18 Jordan Perkins	190	5.4	35
2016-17 Patrick Cole	184	5.6	33
2015-16 Dajuan Graf	115	4.0	29
2014-15 Nimrod Hilliard	196	6.3	31
2013-14 Emanuel Chapman	217	6.4	34
2012-13 Emanuel Chapman	180	5.8	31
2011-12 Emanuel Chapman	162	5.1	32
2010-11 Justin Leemow	118	3.9	30
2009-10 Michael Glasker	125	4.8	26
2008-09 Michael Glasker	80	2.7	30
2007-08 Bryan Ayala	119	4.0	30
2006-07 Bryan Ayala	117	4.5	26
2005-06 Chris Tyrance	92	3.5	26
2004-05 Chris Tyrance	69	2.6	27
2003-04 James Tucker	156	5.4	29
2002-03 Shawn Ray	104	3.7	28
2001-02 Michael Noel	104	3.9	27
2000-01 Gary Cobb	97	3.5	28
1999-00 Brett Harper	56	2.2	26
1998-99 Brett Harper	75	2.8	27
1997-98 A.G. Hall	64	2.6	25
1996-97 Jearwaun Tuck	83	3.2	26
1995-96 Mike White	116	4.3	27
1994-95 LeVelle Moton	92	3.5	26
1993-94 Scott Stewart	91	3.6	25
1992-93 Larry Crowder	126	4.2	30
1991-92 Larry Crowder	112	4.5	25
1990-91 Taro Knight	132	4.7	28
1989-90 Jeffrey Hayes	137	4.9	28
1988-89 Jeffrey Hayes	128	4.0	32
1987-88 Kevin Thompson	58	2.2	26
1983-84 Michael Wright	143	6.2	23
1981-82 Darnell Evans	82	3.6	23
1980-81 Donald Sinclair	160	5.5	29
1979-80 Donald Sinclair	200	7.7	26
1977-78 James King	96	4.6	21

STEALS

SEASON NAME	STLS.	AVG.	GP
2020-21 Mike Melvin	17	1.4	12
2019-20 Jibri Blount	68	2.2	31
2018-19 Raasean Davis	29	0.9	34
2017-18 Pablo Rivas	25	0.8	33
2016-17 Rashaun Madison	41	1.2	34
2015-16 Rashaun Madison	33	1.1	31
2014-15 Dante Holmes	44	1.3	33
2013-14 Emanuel Chapman	69	2.0	34
2012-13 Jeremy Ingram	43	1.4	31
2011-12 Dominique Sutton	71	2.2	32
2010-11 Justin Leemow	56	1.9	30
2009-10 Nick Chasten	49	1.7	29
2008-09 Jamar Briscoe	53	1.8	30
2007-08 Bryan Ayala	50	1.7	30
2006-07 Bryan Ayala	57	2.2	26
2005-06 Bryan Ayala	43	1.5	28
2004-05 Jonathan Moore	59	2.1	28
2003-04 David Young	44	1.5	29
James Tucker	44	1.5	29

2002-03 Shawn Ray	65	2.3	28
2001-02 Michael Noel	61	2.3	27
2000-01 Shawn Ray	64	2.2	28
1999-00 Brett Harper	52	2.0	26
1998-99 Brett Harper	44	1.6	27
1997-98 Warren Bell	29	1.1	26
1996-97 Jearwaun Tuck	42	1.6	26
1995-96 Albert Telfair	54	2.5	22
1994-95 Troy Boyer	46	1.8	26
1993-94 Jimmie Walker	46	2.0	23
1992-93 Jimmie Walker	81	2.7	30
1991-92 Larry Crowder	67	2.7	25
1990-91 Clifton Daye	39	1.7	23
1989-90 Jeffrey Hayes	49	1.8	28
1988-89 Jeffrey Hayes	62	1.9	32
1987-88 Derrick Leak	45	1.6	28
1986-87 Derrick Leak	45	1.7	26
1981-82 Darnell Evans	29	1.3	23
1980-81 Donald Sinclair	66	2.3	29

BLOCKED SHOTS

SEASON NAME	BLOCKS	AVG.	GP
2020-21 Deven Palmer	8	0.6	14
2019-20 Evan Clayborne	32	1.1	30
2018-19 Raasean Davis	42	1.2	34
2017-18 Pablo Rivas	35	1.1	33
2016-17 Kyle Benton	30	1.3	24
2015-16 Kyle Benton	20	0.6	31
2014-15 Nate Maxey	42	1.7	25
2013-14 Jordan Parks	38	1.1	34
2012-13 Jay Copeland	20	.65	27
2011-12 Ray Willis	23	0.7	32
2010-11 David Best	24	1.2	20
2009-10 Nick Chasten	20	0.7	29
2008-09 Vincent Davis	26	0.9	30
2007-08 Charles Futrell	27	0.9	30
2006-07 Jason Hervey	37	1.3	28
2005-06 Julius McClellan	20	0.9	23
2004-05 Jason Hervey	40	1.8	22
2003-04 Melvin Whitaker	73	3.3	22
2002-03 Shawn Ray	22	0.8	28
2001-02 Jermond Debro	22	0.8	29
Jermond Debro	30	1.3	23
Dekendric Perry	30	1.1	27
2000-01 Dekendric Perry	44	1.6	28
1999-00 Jimmy Boston	17	0.8	22
1998-99 Jimmy Boston	26	1.0	27
1997-98 Jimmy Boston	28	1.1	25
1996-97 Rasheem Grant	39	1.5	26
1995-96 Kareem Robinson	26	1.0	27
1994-95 Omar Vaughan	23	0.9	26
1993-94 Greg McNeill	19	1.0	19
1992-93 Clifton Daye	12	0.4	30
1991-92 Clifton Daye	11	0.4	26
1990-91 Rod Adams	18	0.6	28
1989-90 Fred Bennett	33	1.2	28
Dominique Stephens	33	1.2	28
1988-89 Adrian McKinnon	69	2.2	32
1987-88 Derrick Leak	49	1.8	28
1986-87 Derrick Leak	52	2.0	26
1983-84 Charles Murphy	54	2.1	26
1981-82 Charles Murphy	37	1.6	23
1980-81 Charles Murphy	37	1.3	29

FIELD GOALS MADE

SEASON NAME	FGM	FGA	PCT.
2020-21 C.J. Keyser	88	192	.458
2019-20 Jibri Blount	218	415	.525
2018-19 Raasean Davis	213	330	.645
2017-18 Raasean Davis	233	347	.671
2016-17 Patrick Cole	203	529	.384
2015-16 Dante Holmes	151	374	.404
2014-15 Jordan Parks	212	321	.660
2013-14 Jeremy Ingram	212	483	.439
2012-13 Stanton Kidd	173	313	.553
2011-12 Dominique Sutton	183	316	.579
2010-11 Landon Clement	183	424	.432
2009-10 C.J. Wilkerson	142	366	.388
2008-09 Jamar Briscoe	172	440	.391

SEASON LEADERS

2007-08	Charles Futrell	195	403	.484
2006-07	Jason Hervey	143	259	.552
2005-06	Drew Johnson	108	291	.371
2004-05	Jonathan Moore	202	431	.469
2003-04	David Young	208	420	.495
2002-03	Shawn Ray	178	398	.447
2001-02	Curtis Knight	115	274	.420
2000-01	Jimmy Boston	164	305	.538
1999-00	Brett Harper	159	324	.491
1998-99	Brett Harper	141	284	.496
1997-98	Michael Hadley	139	358	.388
1996-97	Corwin Holland	95	188	.505
1995-96	LeVelle Moton	191	420	.455
1994-95	LeVelle Moton	195	390	.500
1993-94	LeVelle Moton	144	265	.543
1992-93	Clifton Daye	153	262	.584
1991-92	Nathaniel Lindsey	128	310	.413
1990-91	Clifton Daye	112	207	.541
1989-90	Antoine Sifford	132	292	.452
1988-89	Miles Clarke	165	363	.455
1987-88	Wayne Howell	125	304	.411
1985-86	Willie Jennette	199	460	.433
1983-84	Charles Murphy	180	253	.708
1982-83	David Binion	234	372	.629
1981-82	Darnell Evans	151	331	.456
1980-81	John Bishop	238	445	.535
1979-80	David Binion	185	360	.514
1977-78	Robert McClellan	147	322	.457
1973-74	Robert Little	149	285	.522
1964-65	Ted Manning	301	600	.502

THREE-POINT FIELD GOALS MADE

SEASON NAME	3PM	3PA	PCT.
2020-21	Deven Palmer	26	68 .382
2019-20	Ty Graves	45	156 .288
2018-19	Randy Miller Jr.	64	173 .370
2017-18	Reggie Gardner Jr.	76	234 .325
2016-17	Rashaun Madison	90	269 .335
2015-16	Dante Holmes	74	197 .376
2014-15	Anthony McDonald	105	277 .379
2013-14	Jeremy Ingram	68	184 .370
2012-13	Jeremy Ingram	63	160 .394
2011-12	Ebuka Anyaorah	39	114 .342
2010-11	Landon Clement	109	268 .407
2009-10	C.J. Wilkerson	42	117 .359
2008-09	Jamar Briscoe	60	170 .353
2007-08	Bryan Ayala	45	162 .278
2006-07	Chris Maysback	73	183 .399
2005-06	Drew Johnson	55	166 .331
2004-05	Curtis Knight	63	146 .432
2003-04	David Young	66	185 .357
2002-03	Charles Nickens	53	138 .384
2001-02	Curtis Knight	54	153 .353
	Corey Tabron	54	169 .320
2000-01	Elliott McNair	51	143 .357
1999-00	Brett Harper	52	141 .369
1998-99	Damon Lumpkin	47	119 .395
1997-98	Michael Hadley	48	140 .343
1996-97	Mike White	57	134 .425
1995-96	LeVelle Moton	76	193 .394
1994-95	LeVelle Moton	87	196 .444
1993-94	LeVelle Moton	42	110 .382
1992-93	Scott Stewart	37	104 .336
1991-92	Nathaniel Lindsey	50	141 .355
1990-91	Nathaniel Lindsey	34	100 .340
1989-90	Fred Bennett	62	142 .437
1988-89	Fred Bennett	45	110 .409
1987-88	Cleo Hill	49	135 .363

FREE THROWS MADE

SEASON NAME	FTM	FTA	PCT.
2020-21	C.J. Keyser	38	55 .691
2019-20	Jibri Blount	136	191 .712
2018-19	Randy Miller Jr.	105	131 .802
2017-18	Jordan Perkins	65	91 .714
2016-17	Patrick Cole	164	217 .756
2015-16	Patrick Cole	112	151 .742
2014-15	Nimrod Hilliard	86	99 .869
2013-14	Jeremy Ingram	216	280 .771

2012-13	Ray Willis	100	119	.840
2011-12	Ray Willis	170	214	.794
2010-11	Landon Clement	86	107	.804
2009-10	C.J. Wilkerson	146	190	.768
2008-09	Jamar Briscoe	131	170	.771
2007-08	Bryan Ayala	102	150	.680
2006-07	Bryan Ayala	93	135	.689
2005-06	Kevin Noell	52	105	.495
2004-05	Jonathan Moore	103	154	.669
2003-04	David Young	112	144	.778
2002-03	Shawn Ray	124	149	.832
2001-02	Curtis Knight	78	99	.788
2000-01	Jimmy Boston	127	183	.694
1999-00	Brett Harper	92	118	.780
1998-99	Jimmy Boston	83	120	.692
1997-98	Michael Hadley	115	158	.728
1996-97	Michael Hadley	90	129	.698
1995-96	LeVelle Moton	116	153	.758
1994-95	LeVelle Moton	134	167	.802
1993-94	LeVelle Moton	86	108	.796
1992-93	Jimmie Walker	137	185	.741
1991-92	Clifton Daye	97	139	.698
1990-91	Taro Knight	139	189	.735
1989-90	Antoine Sifford	102	152	.671
1988-89	Miles Clarke	83	130	.638
1987-88	Antoine Sifford	95	138	.688
1985-86	Willie Jennette	175	221	.792
1981-82	Charles Murphy	95	155	.613
1980-81	John Bishop	149	180	.828
1979-80	David Binion	66	107	.617
1977-78	John Roberts	90	143	.629
1973-74	Robert Little	49	66	.742
1953-54	Charles Harrison	156	238	.655




JIBRI BLOUNT (2018-20)

Recorded 596 points, 294 rebounds, and 68 steals during his MEAC Player of the Year campaign in the 2019-20 season, and is the only Eagle to reach those marks in a single-season.



Raasean Davis was highly accurate from the floor during the 2017-18 season, and finished the campaign ranked third in the nation in field goal percentage by recording a 67.1 percent success rate, which stands as the highest by an Eagle in the Division I era. He also made 233 field goals that season, the third most in school history.



JIMMIE WALKER (1992-94)

Holds the school's modern day record for steals in a single season with 81 in 1992-93.

30-PLUS POINT GAMES

- 58 Rudolph "Rocky" Roberson vs. Shaw (Feb. 20, 1943)
25 FGs, 8FTs - set national scoring record
- 44 Sam Jones at North Carolina A&T (1953-1954)
- 43 Willie Jennette at Gardner-Webb (Dec. 14, 1985)
- 41 C.J. Wilkerson at North Carolina A&T (Jan. 24, 2011)
- 38 Jeremy Ingram at Savannah State (Feb. 17, 2014)
- 37 Jeremy Ingram at Wichita State (Dec. 22, 2013)
- 37 Jamar Briscoe vs. Longwood (Feb. 28, 2009)
- 37 Drew Johnson at Fayetteville State (Feb. 7, 2006)
- 36 Jeremy Ingram vs. ASU (Nov. 22, 2013)
- 35 LeVelle Moton at North Carolina A&T (Jan. 19, 1995)
- 35 John Bishop vs. Livingstone (Feb. 14, 1981)
- 34 Raasean Davis vs. Wilberforce (Dec. 30, 2018)
- 34 Jamar Briscoe at Longwood (Feb. 25, 2009)
- 34 Jamar Briscoe at Duquesne (Dec. 22, 2008)
- 34 Charles Futrell at Norfolk State (Jan. 7, 2008)
- 33 C.J. Keyser vs. Southern (Nov. 26, 20)
- 33 Jibri Blount vs. Delaware State (Jan. 25, 2020)
- 33 Jibri Blount vs. Mid-Atlantic Christian (Dec. 30, 2019)
- 33 Jordan Parks vs. Barber-Scotia (Dec. 17, 2014)
- 33 Landon Clement vs. SC State (Mar. 3, 2011)
- 33 Bryan Ayala vs. Columbus State (Nov. 17, 2006)
- 33 Shawn Ray vs. Virginia Union (Feb. 15, 2003)
- 33 LeVelle Moton at Bowie State (Jan. 12, 1995)
- 33 Jimmie Walker at Winston-Salem St. (Feb. 20, 1993)
- 33 Nathaniel Lindsey vs. Barber-Scotia (Nov. 27, 1992)
- 33 Charles Murphy vs. Elizabeth City St. (Dec. 13, 1982)
- 32 Patrick Cole at Northern Kentucky (Nov. 26, 2016)
- 32 Reggie Groves vs. BSC (Nov. 26, 2013)
- 32 Jeremy Ingram vs. B-CU (Feb. 11, 2013)
- 32 Jamar Briscoe vs. Chicago State (Jan. 10, 2009)
- 32 Jonathan Moore vs. Saint Paul's (Nov. 16, 2004)
- 32 LeVelle Moton at Johnson C. Smith (Feb. 1, 1995)
- 32 LeVelle Moton vs. Livingstone (Jan. 25, 1995)
- 32 John Bishop vs. UNC Wilmington (Feb. 18, 1981)
- 31 Jibri Blount vs. Christendom (Dec. 11, 2019)
- 31 Jibri Blount at Howard (Feb. 18, 2019)
- 31 Jamar Briscoe vs. Chowan (Jan. 17, 2009)
- 31 David Young vs. St. Augustine's (Jan. 24, 2004)
- 31 David Young at St. Augustine's (Jan. 10, 2004)
- 31 Jimmy Boston at Tuskegee Univ. (Jan. 20, 2001)
- 31 Jimmy Boston at Fayetteville State (Jan. 4, 2001)
- 31 Brett Harper at West Florida (Dec. 4, 1999)
- 31 LeVelle Moton vs. St. Paul's (Feb. 29, 1996)
- 31 LeVelle Moton vs. St. Augustine's (Feb. 12, 1996)
- 31 Jimmie Walker vs. Johnson C. Smith (Jan. 5, 1993)
- 30 Patrick Cole at Savannah State (Jan. 11, 2016)
- 30 Jordan Parks vs. College of Faith (Nov. 18, 2014)
- 30 Jeremy Ingram vs. Howard (March 12, 2014)*
- 30 Jeremy Ingram at NC A&T (Feb. 22, 2014)
- 30 Landon Clement vs. Barber-Scotia (Nov. 26, 2011)
- 30 C.J. Wilkerson vs. The App. School (Jan. 16, 2010)
- 30 Curtis Knight at Virginia Union (Jan. 27, 2005)
- 30 Shawn Ray vs. Johnson C. Smith (Feb. 23, 2002)
- 30 Curtis Knight vs. Kentucky State Univ. (Nov. 24, 2001)
- 30 Brett Harper vs. Winston-Salem St. (Feb. 22, 2000)
- 30 Michael Hadley vs. Winston-Salem St. (Jan. 11, 1997)
- 30 LeVelle Moton vs. Virginia Union (Feb. 18, 1995)
- 30 LeVelle Moton vs. West Georgia (Nov. 19, 1995)
- 30 Scott Stewart at Virginia Union (Feb. 9, 1994)
- 30 LeVelle Moton vs. Virginia State (Dec. 6, 1993-OT)
- 30 Henry Canty vs. Clark Atlanta (Nov. 18, 1989)

*-MEAC Tournament

(Complete since 1988-89)



Rudolph "Rocky" Roberson (left)

Roberson holds the NCCU single-game scoring record with 58 points, scored against Shaw on Feb. 20, 1943. He also knocked down an NCCU record 25 field goals, setting what was then a national-scoring record.

C.J. Wilkerson

Wilkerson is just the fourth Eagle to reach 40+ points in a single-game, and he was the first to do it in the Division I era with 41 points on the road against rival North Carolina A&T on Jan. 24, 2011. Wilkerson went 11-for-20 from the floor, 15-15 from the free throw line, and chipped in nine points in the extra frame to help push the Eagles to a 90-84 overtime win.



LeVelle Moton

Moton has the most recorded 30+ point games for NCCU with nine over his four-year career. He averaged 16.6 points per game over 103 games and 72 starts, and scored a career-high 35 points in Greensboro against North Carolina A&T on Jan. 19, 1995. Moton set a new NCCU single-game record in that contest with nine made three-pointers.



INDIVIDUAL GAME HIGHS

20+ REBOUNDS (Complete Since 1988-89)

30 Carlton Bell vs. Winston-Salem State (Jan. 31, 1959)
 27 David Binion vs. Virginia Union (Feb. 10, 1981)
 23 David Covington at Wingate Univ. (Dec. 5, 2001-OT)
 21 Jimmy Boston vs. St. Augustine's (Jan. 17, 1998-OT)
 20 Raasean Davis vs. Savannah State (March 8, 2018)
 20 Jimmy Boston at Savannah State (Jan. 19, 1998)
 20 Robert Little vs. Virginia State (Feb. 11, 1975-3OT)

ASSISTS

16 Darnell Evans vs. Saint Augustine's (Jan. 21, 1982)
 15 Micheal Glasker vs. Apprentice School (Jan. 16, 2010)
 14 Jordan Perkins vs. Howard (Feb. 19, 2018)
 14 Emanuel Chapman vs. Barber-Scotia (Nov. 26, 2011)
 14 Larry Crowder at Livingstone (Jan. 30, 1992)
 13 Patrick Cole vs. LIU Brooklyn (Dec. 6, 2016)
 13 Nimrod Hilliard at ETSU (Jan. 31, 2015)
 13 Emanuel Chapman vs. Coppin State (Jan. 26, 2013)
 12 Nimrod Hilliard vs. N.C. A&T (March 5, 2015)
 12 Nimrod Hilliard vs. Johnson & Wales (Dec. 2, 2014)
 12 Emanuel Chapman vs. App. State (Nov. 22, 2013)
 12 Emanuel Chapman vs. Morris Coll. (Nov. 23, 2011)
 12 James Tucker vs. Mount Olive (Nov. 15, 2003)
 12 Larry Crowder at Saint Paul's (Jan. 18, 1993)
 11 Patrick Cole vs. Bethune-Cookman (Feb. 25, 2017)
 11 Dajuan Graf vs. Jackson State (Nov. 18, 2016)
 11 Emanuel Chapman vs. B-CU (Feb. 8., 2014)
 11 Emanuel Chapman vs. UMES (Jan. 30, 2012)
 11 Emanuel Chapman vs. SWU (Nov. 29, 2011)

Emanuel Chapman

Chapman has the most entries on this list with seven games of recording 10+ assists. He reached a career high with 14 helpers against Barber-Scotia on Nov. 26, 2011, and averaged 5.1 assists per game over four years and 122 games.



STEALS

10 Jimmie Walker vs. District of Columbia (Jan. 25, 1993)
 9 Rashaun Madison vs. Montreat (Dec. 29, 2015)
 8 Raasean Davis at Coastal Carolina (Dec. 16, 2018)
 8 Nicolas Fennell vs. Christendom (Nov. 28, 2018)
 8 Drimir Ferguson vs. Johnson & Wales (Nov. 12, 2012)

FIELD GOALS

25 Rudolph "Rocky" Roberson vs. Shaw (Feb. 20, 1943)

BLOCKED SHOTS

8 Adrian McKinnon vs. N.C. A&T (Jan. 18, 1989)
 7 Nate Maxey vs. Barber-Scotia (Dec. 17, 2014)
 7 Adrian McKinnon at Fayetteville State (Feb. 4, 1989)
 6 Melvin Whitaker vs. Virginia Union (Feb. 28, 2004)
 6 Melvin Whitaker vs. Johnson C. Smith (Feb. 21, 2004)
 6 Melvin Whitaker vs. Winston-Salem St. (Feb. 18, 2004)
 6 Melvin Whitaker at Elizabeth City St. (Feb. 10, 2004)
 6 Jermond Debro vs. Catawba (Dec. 29, 2001)

THREE-POINT FIELD GOALS

10 Reggie Groves vs. Barber-Scotia (Nov. 26, 2013 / 10-13)
 9 LeVelle Moton at N.C. A&T (Jan. 19, 1995 / 9-14)
 8 Patrick Cole vs. N.C. A&T (Jan. 28, 2017 / 8-12)
 8 Rashaun Madison vs. Jackson State (Nov. 18, 2016 / 8-10)
 8 Anthony McDonald vs. JWU (Dec. 2, 2014/ 8-12)
 8 LeVelle Moton vs. Virginia Union (Feb. 18, 1995/ 8-10)
 7 Randy Miller Jr. vs. Morgan State (Jan. 21, 2019/ 7-8)
 7 Anthony McDonald at ETSU (Jan. 31, 2015/ 7-12)
 7 Anthony McDonald vs. Howard (Dec. 7, 2014/ 7-15)
 7 Jeremy Ingram at Wichita State (Dec. 22, 2013 / 7-13)
 7 Landon Clement vs. Barber-Scotia (Nov. 26, 2011 / 7-13)
 7 Shawn Ray at Johnson C. Smith (Nov. 30, 2002 / 7-13)
 7 MarQus Johnson vs. Va. State (Dec. 1, 1998 / 7-9)
 7 Michael Hadley at Virginia Union (Feb. 15, 1998 / 7-13)
 7 LeVelle Moton vs. Hampton (Nov. 27, 1994 / 7-13)



Reggie Groves

Groves became the first Eagle to make 10+ threes in a game when he nailed 10 against Barber-Scotia on Nov. 26, 2013, going 10-for-13. He finished with 32 points off the bench in a 101-46 win.

FREE THROWS

19 Jeremy Ingram at NC State (Nov. 20, 2013/ 19-21)
 18 Jeremy Ingram vs. App State (Nov. 22, 2013 / 18-24)
 17 Jeremy Ingram vs. B-CU (Feb. 11, 2013/ 17-20)
 17 John Bishop vs. Livingstone (Feb. 14, 1981/ 17-22)
 16 Jeremy Ingram at Savannah State (Feb. 17, 2014/ 16-17)
 16 Willie Jennette at Shaw (Jan. 7, 1986-OT/ 16-18)
 15 Alfonzo Houston at NC A&T (Feb. 22, 2014/ 15-18)
 15 C.J. Wilkerson at NC A&T (Jan. 24, 2011/ 15-15)
 15 Ray Willis vs. Delaware St. (Jan. 28, 2012/ 15-19)
 15 Landon Clement vs. SC State (Mar. 3, 2011/ 15-15)
 15 Willie Jennette at Elizabeth City St. (Jan. 13, 1986/ 15-16)
 14 Bryan Ayala vs. Columbus State (Nov. 17, 2006/ 14-18)
 14 Larry Crowder at Virginia State (Dec. 7, 1992/ 14-16)

THE LAST TIME...

The Eagles Scored...

90-99 Points
91 vs. S.C. State (91-77, Feb. 1, 2021)
100-109 Points
108 vs. Mid-Atlantic Christian (108-63, Dec. 30, 2019)
110-119 Points
110 vs. Christendom (110-51, Nov. 28, 2018)
120+ Points
123 vs. Warren Wilson (123-57, Nov. 18, 2018)

The Eagles Allowed...

90-99 Points
97 at #5 Iowa (Nov. 25, 2020)
100-109 Points
109 at Longwood (2/25/09)
110-119 Points
115 vs. Chicago State (1/10/09)
120+ Points
121 at Duke (11/09/07)

The Eagles Won By...

20-29 Points
27 vs. Delaware State (72-45, Jan. 25, 2020)
30-39 Points
33 vs. Carver (94-61, Jan. 29, 2021)
40-49 Points
45 vs. Mid-Atlantic Christian (108-63, Dec. 30, 2019)
50-59 Points
59 vs. Christendom (110-51, Nov. 28, 2018)
60+ Points
81 vs. Christendom (109-28, Dec. 11, 2019)

The Eagles Were Defeated By...

20-29 Points
29 vs. Norfolk State (58-87, March 11, 2021)
30-39 Points
30 at #5 Iowa (67-97, Nov. 25, 2020)
40-49 Points
42 at Virginia Tech (30-72, Jan. 18, 2010)
50+ Points
53 at North Dakota State (51-104, Nov. 17, 2007)

The Eagles Shot...

50-59% FG
54.2% vs. Carver (39-72, Jan. 29, 2021)
60%+ FG
60.8% vs. S.C. State (31-51, Feb. 1, 2021)
50-59% 3PT
58.3% vs. Carver (14-24, Jan. 29, 2021)
60%+ 3PT
60.7% (17-28, vs. Warren Wilson, Nov. 18, 2018)
70-74% FT
72.2% vs. Florida A&M (13-18, March 3, 2021)
75-79% FT
75.0% vs. S.C. State (15-20, Feb. 1, 2021)
80-84% FT
81.0% vs. Florida A&M (17-21, March 4, 2021)
85-89% FT
87.5% at #16 North Carolina (7-8, Dec. 12, 2020)
90% FT
90.9% vs. Howard (10-11, Feb. 19, 2018)

The Eagles Made...

30-34 FG
31 vs. S.C. State (Feb. 1, 2020)
35-39 FG
39 vs. Carver (Jan. 29, 2021)
40-44 FG
42 vs. Christendom (Nov. 18, 2018)
45+ FG
45 vs. Mid-Atlantic Christian (Dec. 30, 2019)
10-14 3PT
14 vs. S.C. State (Feb. 1, 2021)
15-19 3PT
17 vs. Warren Wilson (Nov. 18, 2018)

The Eagles Recorded...

35-39 Rebounds
37 at S.C. State (Feb. 29, 2020)
40-44 Rebounds
40 vs. Delaware State (March 11, 2020)
45-49 Rebounds
48 vs. Mid-Atlantic Christian (Dec. 30, 2019)
50+ Rebounds
50 at North Carolina A&T (Feb. 27, 2021)
20-24 Assists
22 vs. S.C. State (Feb. 1, 2021)
25-29 Assists
25 vs. Carver (Jan. 29, 2021)
30+ Assists
34 vs. Warren Wilson (Nov. 18, 2018)

THE LAST TIME...



NCCU held Norfolk State to just four made field goals in the second half, and it didn't include this potential overtime-forcing three-pointer as time expired as **Zacarry Douglas (1, Middle)** played strong defense to help the Eagles clinch a 50-47 win, and a historic third consecutive MEAC Tournament Championship. Douglas earned All-Tournament Team honors after averaging 9.0 points and 10.7 rebounds in three games, and secured a double-double of 10 points and 12 rebounds in the title game.

The Eagles Played an Overtime Game

85-78 W vs. Southern Nov. 26, 2020)

The Eagles Won an Overtime Game

85-78 W vs. Southern Nov. 26, 2020)

The Eagles Played a Double-Overtime Game

83-82 W at S.C. State (2/29/20)

The Eagles Won a Double-Overtime Game

83-82 W at S.C. State (2/29/20)

The Eagles Played a Triple-Overtime Game

89-85 W vs. St. Augustine's-3OT (2/21/00)

An Eagle Scored...

30-39 Points

33, C.J. Keyser vs. Southern (Nov. 26, 2020)

40-49 Points

41, C.J. Wilkerson at North Carolina A&T (Jan. 24, 2011)

50+ Points

58, Rudolph "Rocky" Roberson vs. Shaw (Feb. 20, 1943)

An Eagle Recorded...

20-24 Rebounds

20, Raasean Davis vs. Savannah State (March 8, 2018)

25-29 Rebounds

27, David Binion vs. Virginia Union (Feb. 10, 1981)

30+ Rebounds

30, Carlton Bell vs. Winston-Salem State (Jan. 31, 1959)

10-14 Assists

10, Jordan Perkins vs. Md. Eastern Shore (Feb. 9, 2019)

15+ Assists

15, Michael Glasker vs. Apprentice School (Jan. 16, 2010)

10+ Steals

10, Jimmie Walker vs. Univ. of DC (Jan. 25, 1993)

7+ Blocks

7, Nate Maxey vs. Barber-Scotia (Dec. 17, 2014)

An Eagle Made...

6-9 Threes

6, C.J. Keyser vs. Delaware State (6-6, March 11, 2020)

10+ Threes

10, Reggie Groves vs. Barber-Scotia (10-13, Nov. 26, 2013)

An Eagle Played 40+ Minutes

45, Jibri Blount vs. Bethune-Cookman (March 2, 2020)

DIVISION I MEAC TOURNAMENT HISTORY

2012 Joel Coliseum - Winston-Salem, N.C.
 OR Md. Eastern Shore 60-43 W
 QF Bethune-Cookman 59-60 L

2013 Scope Arena - Norfolk, Va.
 QF North Carolina A&T 42-55 L

2014 Scope Arena - Norfolk, Va.
 QF Howard 92-46 W
 SF Norfolk State..... 68-45 W
 CH Morgan State 71-62 W

2015 Scope Arena - Norfolk, Va.
 QF Coppin State 91-43 W
 SF Delaware State..... 57-63 L

2016 Scope Arena - Norfolk, Va.
 OR Howard 68-66 W
 QF Norfolk State..... 47-66 L

2017 Scope Arena - Norfolk, Va.
 QF Bethune-Cookman 96-60 W
 SF Md. Eastern Shore 77-49 W
 CH Norfolk State..... 67-59 W

2018 Scope Arena - Norfolk, Va.
 OR Coppin State 60-48 W
 QF Savannah State..... 58-56 W
 SF Morgan State 79-70 W
 CH Hampton 71-63 W

2019 Scope Arena - Norfolk, Va.
 QF Delaware State..... 75-57 W
 SF North Carolina A&T 65-63 W
 CH Norfolk State..... 50-47 W

2020 Scope Arena - Norfolk, Va.
 QF Delaware State..... 92-75 W
*MEAC Tournament canceled on March 12, 2020,
 due to Coronavirus threat.*

2021 Scope Arena - Norfolk, Va.
 QF Norfolk State..... 58-87 L



DIVISION I MEAC TOURNAMENT RECORDS

Record By Round

Opening Round	3-0
Quarterfinal	6-4
Semifinal	4-1
Championship	4-0

Record By Opponent

Bethune-Cookman	1-1
Coppin State	2-0
Delaware State	2-1
Florida A&M	0-0
Hampton	1-0
Howard	2-0
Md. Eastern Shore	2-0
Morgan State	2-0
Norfolk State	3-2
North Carolina A&T	1-1
Savannah State	1-0
South Carolina State	0-0

Most Outstanding Coach

LeVelle Moton	2014, 2017 2018, 2019
---------------	--------------------------

Most Outstanding Player

Jeremy Ingram	2014
Patrick Cole	2017
Pablo Rivas	2018
Raasean Davis	2019

Team Tournament Records (Min. Two Games)

TOTAL POINTS

1.	268 - 2018
2.	239 - 2017
3.	231 - 2014
4.	190 - 2019
5.	148 - 2015
6.	119 - 2012
7.	115 - 2016

TOTAL FIELD GOALS

1.	98 - 2018
2.	84 - 2017
3.	70 - 2014
4.	68 - 2019
5.	51 - 2015
6.	38 - 2012
7.	38 - 2016

TOTAL THREE-POINTERS

1.	23 - 2014
2.	21 - 2018
3.	18 - 2017
4.	17 - 2019
5.	14 - 2015
6.	13 - 2012
7.	8 - 2016

TOTAL FREE THROWS

1.	68 - 2014
2.	53 - 2017
3.	51 - 2018
4.	37 - 2019
5.	31 - 2016
6.	30 - 2012
7.	26 - 2015

TOTAL REBOUNDS

1.	164 - 2018
2.	126 - 2017
3.	109 - 2019
4.	105 - 2014
5.	76 - 2016
6.	69 - 2015
7.	59 - 2012

TOTAL ASSISTS

1.	64 - 2018
2.	44 - 2017
3.	43 - 2014
4.	40 - 2019
5.	28 - 2015
6.	23 - 2012
7.	12 - 2016

TOTAL STEALS

1.	22 - 2017
2.	21 - 2018
3.	16 - 2019
4.	14 - 2014
5.	13 - 2012
6.	12 - 2015
7.	3 - 2021 3 - 2016

TOTAL BLOCKS

1.	11 - 2018
2.	8 - 2019
3.	8 - 2017
4.	6 - 2015
5.	5 - 2021 5 - 2014 5 - 2012

POINTS PER GAME

1.	79.7 - 2017
2.	77.0 - 2014
3.	74.0 - 2015
4.	67.0 - 2018
5.	63.3 - 2019
6.	59.5 - 2012
7.	57.5 - 2016

FIELD GOAL PERCENTAGE

1.	50.9 (54-106) - 2015
2.	48.6 (70-144) - 2014
3.	46.2 (84-182) - 2017
4.	44.7 (68-152) - 2019
5.	43.2 (98-227) - 2018
6.	41.8 (38-91) - 2012
7.	36.5 (38-104) - 2016

THREE-POINT PERCENTAGE

1.	46.9 (23-49) - 2014
2.	42.4 (14-33) - 2015
3.	39.4 (13-33) - 2012
4.	36.0 (18-50) - 2017
5.	29.3 (17-58) - 2019
6.	28.0 (21-75) - 2018
7.	27.6 (8-29) - 2016

FREE THROW PERCENTAGE

1.	77.3 (68-88) - 2014
2.	70.3 (26-37) - 2015
3.	69.7 (53-76) - 2017
4.	68.9 (51-74) - 2018
5.	68.5 (37-54) - 2019
6.	65.2 (30-46) - 2012
7.	57.4 (31-54) - 2016

REBOUND AVERAGE

1.	42.0 - 2017
2.	41.0 - 2018
3.	38.0 - 2016
4.	36.3 - 2019
5.	35.0 - 2014
6.	34.5 - 2015
7.	29.5 - 2012

ASSIST AVERAGE

1.	16.0 - 2018
2.	14.7 - 2017
3.	14.3 - 2014
4.	14.0 - 2015
5.	13.3 - 2019
6.	11.5 - 2012
7.	6.0 - 2016

STEAL AVERAGE

1.	7.3 - 2017
2.	6.5 - 2012
3.	6.0 - 2015
4.	5.3 - 2019
5.	5.3 - 2018
6.	4.7 - 2014
7.	1.5 - 2016

BLOCK AVERAGE

1.	3.0 - 2015
2.	2.8 - 2018
3.	2.7 - 2019
	2.7 - 2017
5.	2.5 - 2012
6.	1.7 - 2014
7.	0.5 - 2016

TOTAL POINTS ALLOWED

1.	103 - 2012
2.	106 - 2015
3.	132 - 2016
4.	153 - 2014
5.	167 - 2019
6.	168 - 2017
7.	237 - 2018

DIVISION I MEAC TOURNAMENT RECORDS

POINTS PER GAME ALLOWED

1. 51.0 - 2014
2. 51.5 - 2012
3. 53.0 - 2015
4. 55.7 - 2019
5. 56.0 - 2017
6. 59.2 - 2018
7. 66.0 - 2016

TOTAL MARGIN OF VICTORY (AVG.)

1. 72 (24.0) - 2014
2. 71 (23.7) - 2017
3. 42 (21.0) - 2015
4. 31 (7.8) - 2018
5. 23 (7.7) - 2019
6. 16 (8.5) - 2012

Team Game Records

POINTS

1. 95 vs. BCU QF 2017
2. 92 vs. DSU QF 2020
92 vs. Howard QF 2014
4. 91 vs. CSU QF 2016
5. 79 vs. MSU SF 2018
6. 77 vs. MDES SF 2017
7. 75 vs. DSU QF 2019
8. 71 vs. HAM CH 2018
71 vs. MSU CH 2014
10. 68 vs. HOW OR 2016
68 vs. NSU SF 2014

FIELD GOALS

1. 34 vs. BCU QF 2017
2. 33 vs. CSU QF 2016
3. 31 vs. MSU SF 2018
4. 30 vs. HOW QF 2014
5. 29 vs. DSU QF 2019
6. 28 vs. MDES SF 2017
7. 27 vs. DSU QF 2020
8. 26 vs. HAM CH 2018
9. 24 vs. SSU QF 2018
10. 23 vs. HOW OR 2016

THREE-POINTERS

1. 10 vs. DSU QF 2020
10 vs. HOW QF 2014
3. 8 vs. DSU QF 2019
8 vs. BCU QF 2017
8 vs. DSU SF 2015
6. 7 vs. MSU CH 2014
7 vs. MDES OR 2012
8. 6 vs. NCAT SF 2019
6 vs. SSU QF 2018
6 vs. HOW OR 2016
6 vs. CSU QF 2015
6 vs. NSU SF 2014
6 vs. NCAT QF 2013
6 vs. BCU QF 2012

FREE THROWS

1. 28 vs. DSU QF 2020
2. 26 vs. MSU CH 2014
3. 22 vs. HOW QF 2014
4. 21 vs. CSU OR 2018
5. 20 vs. NSU SF 2014
6. 19 vs. BCU QF 2017
19 vs. CSU QF 2015
8. 18 vs. NSU CH 2017
9. 17 vs. NCAT SF 2019
17 vs. MDES OR 2012

REBOUNDS

1. 54 vs. SSU QF 2018
2. 48 vs. MDES SF 2017
3. 44 vs. NCAT QF 2013
4. 42 vs. HOW OR 2016
5. 41 vs. NSU CH 2019
41 vs. BCU QF 2017
7. 40 vs. DSU QF 2020
40 vs. CSU OR 2018
9. 39 vs. CSU QF 2015
10. 38 vs. DSU QF 2019

ASSISTS

1. 22 vs. MSU SF 2018
2. 21 vs. HOW QF 2014
3. 20 vs. BCU QF 2017
4. 18 vs. DSU QF 2019
18 vs. SSU QF 2018
6. 17 vs. CSU QF 2015
7. 15 vs. DSU QF 2020
8. 14 vs. HAM CH 2018
14 vs. MDES SF 2017
10. 12 vs. NSU SF 2014

STEALS

1. 10 vs. MDES OR 2012
2. 9 vs. DSU QF 2020
9 vs. MDES SF 2017
9 vs. CSU QF 2015
5. 7 vs. CSU OR 2018
7 vs. NSU CH 2017
7. 6 vs. NCAT SF 2019
6 vs. BCU QF 2017
9. 5 vs. DSU QF 2019
5 vs. NSU CH 2019
5 vs. SSU QF 2018
5 vs. HAM CH 2018
5 vs. HOW QF 2014
5 vs. NSU SF 2014

BLOCKS

1. 5 vs. NSU QF 2021
5 vs. DSU QF 2020
5 vs. DSU SF 2015
3. 4 vs. CSU OR 2018
4 vs. HAM CH 2018
4 vs. HOW QF 2014
6. 3 vs. DSU QF 2019
3 vs. NCAT SF 2019
3 vs. BCU QF 2017
3 vs. NSU CH 2017
3 vs. BCU QF 2012

FIELD GOAL PERCENTAGE

1. 61.2 (30-49) vs. HOW QF 2014
2. 59.6 (31-52) vs. MSU QF 2018
3. 56.9 (33-58) vs. CSU QF 2015
4. 54.0 (34-63) vs. BCU QF 2017
5. 53.7 (29-54) vs. DSU QF 2019
6. 47.4 (27-57) vs. DSU QF 2020
7. 47.3 (26-55) vs. HAM CH 2018
8. 44.4 (28-63) vs. MDES SF 2017
9. 44.2 (19-43) vs. MSU CH 2014
10. 43.8 (21-48) vs. NCAT SF 2019

THREE-POINT PERCENTAGE

1. 53.8 (7-13) vs. MSU CH 2014
2. 50.0 (6-12) vs. CSU QF 2015
50.0 (10-20) vs. HOW QF 2014
4. 45.5 (10-22) vs. DSU QF 2020
5. 44.4 (8-18) vs. BCU QF 2017
6. 42.9 (6-14) vs. NCAT SF 2019
7. 41.2 (7-17) vs. MDES OR 2012
8. 40.0 (6-15) vs. HOW OR 2016
9. 38.1 (8-21) vs. DSU SF 2015
10. 37.5 (6-16) vs. NSU SF 2014
37.5 (6-16) vs. BCU QF 2012

FREE THROW PERCENTAGE

1. 83.3 (20-24) vs. NSU SF 2014
2. 80.0 (28-35) vs. DSU QF 2020
3. 78.8 (26-33) vs. MSU CH 2014
4. 77.8 (14-18) vs. HAM CH 2018
5. 76.0 (19-25) vs. BCU QF 2017
6. 73.1 (19-26) vs. CSU QF 2015
7. 71.0 (22-31) vs. HOW QF 2014
8. 70.0 (21-30) vs. CSU OR 2018
9. 69.2 (9-13) vs. DSU QF 2019
10. 68.8 (11-16) vs. NSU CH 2019

POINTS IN HALF

1. 50 vs. BCU 1st Half QF 2017
2. 47 vs. DSU 2nd Half QF 2020
47 vs. CSU 2nd Half QF 2015
47 vs. HOW 1st Half QF 2014
5. 45 vs. DSU 1st Half QF 2020
45 vs. BCU 2nd Half QF 2017
45 vs. HOW 2nd Half QF 2014
8. 44 vs. DSU 1st Half QF 2019
44 vs. MSU 2nd Half SF 2018
44 vs. HAM 2nd Half CH 2018
44 vs. CSU 1st Half QF 2015

POINTS ALLOWED

1. 43 vs. CSU QF 2015
43 vs. MDES OR 2012
3. 45 vs. NSU SF 2014
4. 46 vs. HOW QF 2014
5. 47 vs. NSU CH 2019
6. 48 vs. CSU OR 2018
7. 49 vs. MDES SF 2017
8. 55 vs. NCAT QF 2013
9. 56 vs. SSU QF 2018
10. 57 vs. DSU QF 2019

DIVISION I MEAC TOURNAMENT RECORDS

POINTS ALLOWED IN HALF

1. 15 vs. NSU 2nd Half CH 2019
2. 18 vs. CSU 1st Half OR 2018
3. 20 vs. NCAT 1st Half QF 2013
4. 21 vs. MDES 1st Half SF 2017
5. 21 vs. NSU 2nd Half CH 2017
21 vs. CSU 2nd Half QF 2015
21 vs. NSU 2nd Half SF 2014
8. 22 vs. SSU 2nd Half QF 2018
9. 22 vs. CSU 1st Half QF 2015
10. 23 vs. DSU 1st Half SF 2015
23 vs. HOW 1st Half QF 2014
23 vs. HOW 2nd Half QF 2014

MARGIN OF VICTORY

1. 48 vs. CSU QF 2015
2. 46 vs. HOW QF 2014
3. 35 vs. BCU QF 2017
4. 28 vs. MDES SF 2017
5. 23 vs. NSU SF 2014
6. 18 vs. DSU QF 2019
7. 17 vs. DSU QF 2020
17 vs. MDES OR 2012
9. 12 vs. CSU OR 2018

Individual Tournament

(Min. 5 FGA/Gm, 3 PTA/Gm, 5 FTA/Gm)

TOTAL POINTS

1. 73 – Jeremy Ingram (2014)
2. 61 – Pablo Rivas (2018)
3. 56 – Patrick Cole (2017)
4. 50 – Raasean Davis (2018)
5. 49 – Dajuan Graf (2017)
6. 48 – Reggie Gardner Jr. (2018)
7. 43 – Jordan Parks (2015)
8. 37 – Raasean Davis (2019)
37 – Randy Miller Jr. (2019)
10. 32 – Anthony McDonald (2015)

TOTAL FIELD GOALS

1. 23 – Raasean Davis (2018)
2. 22 – Pablo Rivas (2018)
3. 21 – Jeremy Ingram (2014)
4. 19 – Patrick Cole (2017)
5. 19 – Dajuan Graf (2017)
6. 18 – Jordan Parks (2015)
7. 14 – Raasean Davis (2019)
8. 13 – Reggie Gardner Jr. (2018)
9. 11 – Randy Miller Jr. (2019)
11 – Jordan Perkins (2018)
11 – Kyle Benton (2017)
11 – Nimrod Hilliard (2015)

TOTAL THREE-POINTERS

1. 11 – Jeremy Ingram (2014)
2. 9 – Reggie Gardner Jr. (2018)
9 – Rashaun Madison (2017)
4. 7 – Anthony McDonald (2015)
5. 6 – Pablo Rivas (2018)
6. 5 – Reggie Groves (2014)
7. 4 – Randy Miller Jr. (2019)
4 – Larry McKnight Jr. (2019)
4 – Patrick Cole (2017)
4 – Ron Trapps (2017)
4 – Rashaun Madison (2016)

TOTAL FREE THROWS

1. 20 – Jeremy Ingram (2014)
2. 17 – Dominique Sutton (2012)
3. 16 – Alfonzo Houston (2014)
4. 14 – Patrick Cole (2017)
5. 13 – Reggie Gardner Jr. (2018)
13 – Jordan Perkins (2018)
7. 11 – Randy Miller Jr. (2019)
11 – Pablo Rivas (2018)
11 – Del'vin Dickerson (2017)
10. 10 – Dajuan Graf (2017)

TOTAL REBOUNDS

1. 49 – Raasean Davis (2018)
2. 32 – Zacarry Douglas (2019)
3. 26 – Raasean Davis (2019)
26 – Patrick Cole (2017)
5. 24 – Pablo Rivas (2018)
6. 21 – Del'vin Dickerson (2017)
21 – Kyle Benton (2017)
8. 20 – Jordan Parks (2016)
9. 17 – Zacarry Douglas (2018)
10. 16 – Jordan Parks (2014)

TOTAL ASSISTS

1. 23 – Jordan Perkins (2018)
2. 18 – Raekwon Harney (2018)
3. 17 – Patrick Cole (2017)
17 – Dajuan Graf (2017)
5. 14 – Emanuel Chapman (2014)
6. 13 – Nimrod Hilliard (2015)
7. 10 – Julian Walters (2019)
8. 9 – Emanuel Chapman (2012)
9. 8 – Jordan Perkins (2019)
10. 6 – Randy Miller Jr. (2019)
6 – Reggie Groves (2014)

TOTAL STEALS

1. 6 – Patrick Cole (2017)
6 – Dajuan Graf (2017)
3. 5 – Pablo Rivas (2018)
4. 4 – Jeremy Ingram (2014)
4 – Emanuel Chapman (2014)
4 – Dominique Sutton (2012)

TOTAL BLOCKS

1. 5 – Kyle Benton (2017)
2. 4 – Raasean Davis (2019)
3. 3 – Pablo Rivas (2018)
3 – Jordan Parks (2015)
3 – Tracy O'Neal (2012)

POINTS PER GAME

1. 24.3 – Jeremy Ingram (2014)
2. 21.5 – Jordan Parks (2015)
3. 18.7 – Patrick Cole (2017)
4. 16.3 – Dajuan Graf (2017)
5. 16.0 – Anthony McDonald (2015)
6. 15.3 – Pablo Rivas (2018)
7. 14.5 – Nimrod Hilliard (2015)
14.5 – Dominique Sutton (2012)
9. 13.5 – Dante Holmes (2016)
10. 13.5 – Kyle Benton (2016)

FIELD GOAL PERCENTAGE

1. 78.3 (18-23) – Jordan Parks (2015)
2. 63.6 (21-33) – Jeremy Ingram (2014)
63.3 (19-30) – Dajuan Graf (2017)
4. 62.5 (10-16) – Jordan Parks (2014)
5. 60.9 (14-23) – Raasean Davis (2019)
6. 60.0 (9-15) – Jibri Blount (2019)
7. 57.5 (23-40) – Raasean Davis (2018)
8. 56.3 (9-16) – Kyle Benton (2016)
9. 55.0 (22-40) – Pablo Rivas (2018)
10. 54.5 (6-11) – Jeremy Ingram (2012)

THREE-POINT PERCENTAGE

1. 78.6 (11-14) – Jeremy Ingram (2014)
2. 50.0 (4-8) – Rashaun Madison (2016)
50.0 (3-6) – Jeremy Ingram (2012)
4. 47.4 (9-19) – Rashaun Madison (2017)
5. 44.4 (4-9) – Larry McKnight Jr. (2019)
6. 41.2 (7-17) – Anthony McDonald (2015)
7. 37.5 (3-8) – Dante Holmes (2015)
37.5 (6-16) – Pablo Rivas (2018)
9. 33.3 (4-12) – Randy Miller Jr. (2019)
10. 30.0 (9-30) – Reggie Gardner Jr. (2018)

FREE THROW PERCENTAGE

1. 90.0 (9-10) – Dante Holmes (2016)
2. 88.9 (16-18) – Alfonzo Houston (2014)
3. 83.3 (20-24) – Jeremy Ingram (2014)
4. 77.3 (17-22) – Dominique Sutton (2012)
5. 73.3 (11-15) – Randy Miller Jr. (2019)
73.3 (11-15) – Del'vin Dickerson (2017)
7. 70.0 (14-20) – Patrick Cole (2017)
8. 60.0 (6-10) – Jordan Parks (2015)
9. 56.3 (9-16) – Kyle Benton (2016)

REBOUND AVERAGE

1. 12.3 – Raasean Davis (2018)
2. 10.7 – Zacarry Douglas (2019)
3. 10.0 – Jordan Parks (2015)
4. 9.5 – Kyle Benton (2016)
5. 8.7 – Raasean Davis (2019)
8.7 – Patrick Cole (2017)
7. 7.5 – Dante Holmes (2015)
7.5 – Dominique Sutton (2012)
9. 7.0 – Kyle Benton (2017)
7.0 – Del'vin Dickerson (2017)
7.0 – Jeremiah Ingram (2016)

DIVISION I MEAC TOURNAMENT RECORDS

ASSIST AVERAGE

1. 6.5 – Nimrod Hilliard (2015)
2. 5.8 – Jordan Perkins (2018)
3. 5.7 – Patrick Cole (2017)
5.7 – Dajuan Graf (2017)
5. 4.7 – Karamo Jawara (2014)
6. 4.5 – Raekwon Harney (2018)
4.5 – Emanuel Chapman (2012)
8. 3.3 – Julian Walters (2019)
3.3 – Emanuel Chapman (2014)
10. 2.7 – Jordan Perkins (2019)

STEAL AVERAGE

1. 2.0 – Patrick Cole (2017)
2.0 – Patrick Cole (2017)
2.0 – Dominique Sutton (2012)
4. 1.5 – Nimrod Hilliard (2015)
5. 1.3 – Pablo Rivas (2018)
6. 1.0 – Raasean Davis (2019)
1.0 – Randy Miller Jr. (2019)
1.0 – Zacarry Douglas (2019)
1.0 – Dante Holmes (2016)

BLOCK AVERAGE

1. 1.7 – Kyle Benton (2017)
2. 1.5 – Jordan Parks (2015)
1.5 – Tracy O’Neal (2012)
4. 1.3 – Raasean Davis (2019)

Individual Game (Min. 5 FGA, 3 3PA, 5 FTA)

POINTS

- 30 – Jeremy Ingram v HOW QF 2014
29 – Jordan Parks v CSU QF 2015
29 – Jeremy Ingram v MSU CH 2014
26 – C.J. Keyser v DSU QF 2020
22 – Raasean Davis v MSU SF 2018
22 – Pablo Rivas v HAM CH 2018
21 – Patrick Cole v MDES SF 2017
20 – Reggie Gardner Jr. v CSU OR 2018
19 – C.J. Keyser v NSU QF 2021
19 – Raasean Davis v NCAT SF 2019
19 – Pablo Rivas v SSU QF 2018
19 – Anthony McDonald v CSU QF 2015

FIELD GOALS

- 13 – Jordan Parks v CSU QF 2015
10 – Raasean Davis v MSU SF 2018
9 – Jeremy Ingram v HOW QF 2014
8 – Pablo Rivas v HAM CH 2018
8 – Raasean Davis v SSU QF 2018
7 – C.J. Keyser v NSU QF 2021
7 – Jordan Perkins v DSU QF 2020
7 – C.J. Keyser v DSU QF 2020
7 – Pablo Rivas v SSU QF 2018
7 – Patrick Cole v MDES SF 2017
7 – Dajuan Graf v BCU QF 2017
7 – Nimrod Hilliard v DSU SF 2015

THREE-POINTERS

- 6 – C.J. Keyser v DSU QF 2020
5 – Rashaun Madison v BCU QF 2017
5 – Jeremy Ingram v HOW QF 2014
4 – Reggie Gardner Jr. v CSU OR 2018
4 – Rashaun Madison v HOW OR 2015
4 – Anthony McDonald v CSU QF 2015
3 – Pablo Rivas v SSU QF 2018
3 – Rashaun Madison v NSU CH 2017
3 – Patrick Cole v MDES SF 2017
3 – Ron Trapps v BCU QF 2017
3 – Anthony McDonald v DSU SF 2015

FREE THROWS

- 10 – Jibri Blount v DSU QF 2020
9 – Dominique Sutton v MDES OR 2012
8 – Dominique Sutton v BCU QF 2012
7 – Raasean Davis v NCAT SF 2019
7 – Jeremy Ingram v HOW QF 2014
6 – C.J. Keyser v DSU QF 2020
6 – Jordan Perkins v CSU OR 2018
6 – Reggie Gardner Jr. v CSU OR 2018

REBOUNDS

- 20 – Raasean Davis v SSU QF 2018
14 – Raasean Davis v NSU CH 2019
12 – Jibri Blount v DSU QF 2020
12 – Zacarry Douglas v DSU QF 2019
12 – Zacarry Douglas v NSU CH 2019
12 – Pablo Rivas v SSU QF 2018
11 – Raasean Davis v MSU SF 2018
11 – Patrick Cole v BCU QF 2017
11 – Kyle Benton v HOW OR 2016
10 – Dante Holmes v DSU SF 2015
10 – Jordan Parks v DSU SF 2015
10 – Jordan Parks v CSU QF 2015
10 – Jeremiah Ingram v. HOW OR 2016
10 – Dominique Sutton v BCU QF 2012

ASSISTS

- 9 – Jordan Perkins v HAM CH 2018
9 – Dajuan Graf v BCU QF 2017
8 – Jordan Perkins v DSU QF 2020
8 – Raekwon Harney v SSU QF 2018
8 – Patrick Cole v BCU QF 2017
7 – Raekwon Harney v MSU SF 2018
7 – Nimrod Hilliard v DSU SF 2015
7 – Karamo Jawara v NSU SF 2014
6 – Nimrod Hilliard v CSU QF 2015
6 – Patrick Cole v MDES SF 2017
6 – Nimrod Hilliard v CSU QF 2015
6 – Reggie Groves v HOW QF 2014

STEALS

- 5 – Patrick Cole v MDES SF 2017
3 – Jibri Blount v DSU QF 2020
3 – Nicolas Fennell v DSU QF 2020
3 – Rashaun Madison v NSU CH 2017
3 – Dajuan Graf v BCU QF 2017
3 – Dominique Sutton v MDES OR 2012

BLOCKS

- 3 – Jordan Parks v DSU SF 2015
2 – Justin Whatley v DSU QF 2020
2 – Raasean Davis v NSU CH 2019
2 – Zacarry Douglas v DSU QF 2019
2 – Raasean Davis v HAM CH 2018
2 – Zacarry Douglas v CSU OR 2018
2 – Kyle Benton v NSU CH 2017
2 – Kyle Benton v BCU QF 2017
2 – Tracy O’Neal v BCU QF 2012

FIELD GOAL PERCENTAGE

- 81.3 (13-16) – Jordan Parks v CSU QF 2015
80.0 (4-5) – Jordan Perkins v NSU CH 2019
80.0 (4-5) – Jay Copeland v HOW QF 2014
77.7 (7-9) – Jordan Perkins v DSU QF 2020
76.9 (10-13) – Raasean Davis v MSU SF 2018
75.0 (6-8) – Raasean Davis v NCAT SF 2019
75.0 (9-12) – Jeremy Ingram v HOW QF 2014
71.4 (5-7) – Raasean Davis v DSU QF 2019
71.4 (5-7) – Pablo Rivas v MDES SF 2017
71.4 (5-7) – Jordan Parks v DSU SF 2015

THREE-POINT PERCENTAGE

- 100.0 (3-3) – Ron Trapps v BCU QF 2017
85.7 (6-7) – C.J. Keyser v DSU QF 2020
83.3 (5-6) – Jeremy Ingram v HOW QF 2014
66.7 (2-3) – John Guerra v HAM CH 2018
66.7 (2-3) – Nick Chasten v BCU QF 2012
66.7 (2-3) – Justin Leemow v MDES OR 2012
60.0 (3-5) – Pablo Rivas v SSU QF 2018
60.0 (3-5) – Patrick Cole v MDES SF 2017
57.1 (4-7) – Rashaun Madison v HOW OR 2016
55.5 (5-9) – Rashaun Madison v BCU QF 2017


FREE THROWS PERCENTAGE

- 100.0 (10-10) – Jibri Blount v DSU QF 2020
100.0 (6-6) – C.J. Keyser v DSU QF 2020
100.0 (5-5) – Pablo Rivas v HAM CH 2018
100.0 (6-6) – Jordan Perkins v CSU OR 2018
100.0 (5-5) – Dante Holmes v NSU QF 2016
83.3 (5-6) – Anthony McDonald v CSU QF 2015
83.3 (5-6) – Alfonzo Houston v HOW QF 2014
81.8 (9-11) – Dominique Sutton v MDES 2012
80.0 (4-5) – Reggie Gardner Jr. v MSU SF 2018
80.0 (4-5) – Dajuan Graf v BCU QF 2017
80.0 (4-5) – Dante Holmes v HOW OR 2016

POINTS IN HALF

- 21 – Jeremy Ingram 1st HOW QF 2014
19 – Jordan Parks 1st CSU QF 2015
16 – Reggie Gardner Jr. 2nd CSU OR 2018
15 – C.J. Keyser 2nd DSU QF 2020
15 – R. Miller Jr. 2nd NCAT SF 2019
15 – Raasean Davis 1st MSU SF 2018
13 – Raasean Davis 1st NCAT SF 2019
13 – R. Miller Jr. 2nd DSU QF 2019
13 – Patrick Cole 1st MDES SF 2017
13 – Anthony McDonald 2nd CSU QF 2015

NCCU MBB SEASONS



1988-89 NCCU Men's Basketball Team - NCAA Division II National Champions
Standing (L-R): Antoine Sifford, Dominique Stephens, Miles Clarke, Derrick Leak, Adrian McKinnon, Fred Bennett, Henry Canty, Jeff Hayes. **Kneeling (L-R):** Joel Hopkins, Curtis Watkins, Kelrick Thompson, Eric Jackson, Marvin Reed, Shawn Kearny, Charles Alston.


1986-87	Michael Bernard (15-13)
Virginia State.....	78-75 W
Francis Marion	58-65 L
Hampton	66-71 L
Norfolk State	52-70 L
Livingstone.....	58-56 W
Saint Augustine's	70-64 W
Barber-Scotia	79-74 W
Saint Paul's.....	61-49 W
Shaw	84-72 W
Virginia Union.....	63-79 L
Saint Augustine's	67-65 W
Elizabeth City State.....	76-73 W
Johnson C. Smith.....	84-86 L
Fayetteville State	59-57 W
Winston-Salem State	70-61 W
Livingstone.....	67-61 W
Bowie State.....	59-61 L
District of Columbia.....	58-64 L
Francis Marion	58-60 L
Saint Augustine's	73-70 W
Fayetteville State	104-77 W
Johnson C. Smith.....	64-80 L
District of Columbia.....	75-76 L
Livingstone.....	81-68 W
Shaw	108-112 L
Winston-Salem State	57-69 L
Elizabeth City State.....	77-75 W
Virginia Union.....	55-56 L

1987-88	Michael Bernard (26-3)
11-24-87 VIRGINIA STATE	104-70 W
11-28-87 HAMPTON	73-57 W
12-01-87 at Norfolk State	57-56 W
12-04-87 LIVINGSTONE.....	86-64 W
12-05-87 SAINT AUGUSTINE'S	75-57 W
12-10-87 DISTRICT OF COLUMBIA..	65-64 W
12-12-87 SAINT PAUL'S	89-74 W
01-05-88 FRANCIS MARION.....	70-57 W
01-09-88 SAINT AUGUSTINE'S	79-64 W
01-11-88 at Elizabeth City State.....	55-47 W
01-13-88 at Johnson C. Smith	64-60 W
01-16-88 at Fayetteville State	72-51 W
01-19-88 at Shaw	57-36 W
01-21-88 LIVINGSTONE.....	76-57 W
01-23-88 at Winston-Salem State	49-48 W
01-29-88 BOWIE STATE.....	59-44 W
02-01-88 at Virginia Union.....	2OT 68-67 W
02-02-88 at Dist. of Columbia. (Forfeit)	74-84 W
02-04-88 at Saint Augustine's	61-44 W
02-06-88 FAYETTEVILLE STATE	93-52 W
02-08-88 at Francis Marion	59-53 W
02-10-88 JOHNSON C. SMITH.....	65-70 L
02-13-88 at Livingstone.....	68-53 W
02-16-88 SHAW	74-67 W
02-20-88 WINSTON-SALEM STATE..	57-50 W
02-25-88 vs. Hampton.....	75-69 W
02-26-88 at Norfolk State	50-53 L
03-11-88 vs. Virginia State	56-49 W
03-12-88 vs. Troy State.....	OT 65-66 L

(NCAA Regional Playoffs)

1988-89	Michael Bernard (28-4)
11-21-88 at Virginia State.....	52-58 L
11-30-88 at North Carolina A&T	66-54 W
12-06-88 NORFOLK STATE.....	60-50 W
12-09-88 LIVINGSTONE.....	89-45 W
12-10-88 SAINT AUGUSTINE'S	53-50 W
12-29-88 vs. West Texas State.....	66-58 W
12-30-88 vs. Gannon Univ.....	75-58 W
01-05-89 VIRGINIA UNION.....	43-58 L
01-07-89 SAINT AUGUSTINE'S	73-66 W
01-09-89 ELIZABETH CITY STATE	92-65 W
01-11-89 JOHNSON C. SMITH.....	68-51 W
01-14-89 FAYETTEVILLE STATE	81-61 W
01-17-89 at Shaw	74-60 W
01-18-89 vs. North Carolina A&T	75-40 W
01-21-89 at Winston-Salem State	70-37 W
01-23-89 at Saint Paul's	76-56 W
01-25-89 at Bowie State.....	69-70 L
01-28-89 at Saint Augustine's	67-62 W
02-04-89 at Fayetteville State	81-68 W
02-08-89 at Johnson C. Smith.....	73-58 W
02-11-89 LIVINGSTONE.....	79-59 W
02-13-89 SHAW	59-56 W
02-15-89 at Hampton	65-43 W
02-18-89 at Winston-Salem State	60-45 W
02-23-89 vs. Hampton.....	51-44 W
02-24-89 vs. Norfolk State.....	62-49 W
02-25-89 vs. Virginia Union.....	58-78 L

NCCU MBB SEASONS



Miles Clarke was voted Tournament Most Valuable Player during the 1989 NCAA Division II Men's Basketball Championship.

03-17-89	vs. Norfolk State.....	67-64	W
03-18-89	vs. Virginia Union.....	60-55	W
03-23-89	vs. Sacred Heart.....	58-57	W
03-24-89	vs. Jacksonville State.....	90-70	W
03-25-89	vs. Southeast Missouri St. ...	73-46	W

**REGIONAL CHAMPIONS !!!
NATIONAL CHAMPIONS !!!**

1989-90	Michael Bernard.....	(23-5)	
11-17-89	vs. Elizabeth City State.....	76-58	W
11-18-89	vs. Clark Atlanta.....	69-58	W
11-20-89	VIRGINIA STATE.....	58-55	W
11-20-89	HAMPTON.....	71-52	W
12-05-89	at Norfolk State.....2OT	57-58	L
12-08-89	LIVINGSTONE.....	68-45	W
12-09-89	SAINT PAUL'S.....	53-51	W
01-04-90	at Virginia Union.....	61-76	L
01-06-90	SAINT AUGUSTINE'S.....	83-62	W
01-08-90	at Elizabeth City State.....	63-49	W
01-10-90	at Johnson C. Smith.....	77-66	W
01-13-90	at Fayetteville State.....	53-35	W
01-16-90	SHAW.....	70-63	W
01-20-90	at Winston-Salem State.....	64-54	W
01-22-90	SAINT PAUL'S.....	74-70	W
01-25-90	BOWIE STATE.....	73-51	W
01-27-90	at Saint Augustine's.....	88-57	W
01-30-90	LIVINGSTONE.....	79-53	W
02-03-90	FAYETTEVILLE STATE.....	88-79	W
02-07-90	JOHNSON C. SMITH.....	70-63	W
02-10-90	at Livingstone.....	70-65	W
02-12-90	at Shaw.....	55-59	L
02-15-90	LINCOLN MEMORIAL.....	80-63	W
02-17-90	WINSTON-SALEM ST.....	54-47	W
02-22-90	vs. Virginia State.....	94-62	W

02-23-90	vs. Norfolk State.....	56-59	L
03-16-90	vs. Univ. of Tampa.....	66-61	W
03-17-90	vs. Jacksonville State.....OT	88-95	L


(NCAA Regional Playoffs)

1990-91	Michael Bernard.....	(9-19)	
11-27-90	at Hampton.....	50-64	L
11-30-90	vs. Albany State.....	52-55	L
12-01-90	at North Carolina A&T.....	43-47	L
12-05-90	NORFOLK STATE.....	48-69	L
12-08-90	ST. AUGUSTINE'S.....OT	75-76	L
12-28-90	LIVINGSTONE.....	69-53	W
12-30-90	FAYETTEVILLE STATE.....	58-61	L
01-02-91	VIRGINIA UNION.....	60-91	L
01-04-91	vs. Saint Augustine's.....	66-71	L
01-05-91	vs. Elizabeth City State.....	51-55	L
01-07-91	ELIZABETH CITY STATE.....	67-64	W
01-09-91	JOHNSON C. SMITH.....	54-57	L
01-12-91	FAYETTEVILLE STATE.....	75-81	L
01-15-91	at Shaw.....	71-72	L
01-17-91	at Virginia State.....	59-68	L
01-19-91	WINSTON-SALEM ST.....	85-71	W
01-21-91	at Saint Paul's.....	77-92	L
01-24-91	at Bowie State.....	68-56	W
01-26-91	at Saint Augustine's.....	75-68	W
01-29-91	at Livingstone.....	69-81	L
02-02-91	at Fayetteville State.....	92-83	W
02-04-91	LINCOLN MEMORIAL.....	78-50	W
02-06-91	at Johnson C. Smith.....	77-94	L
02-09-91	LIVINGSTONE.....	81-72	W
02-11-91	SHAW.....	54-62	L
02-13-91	at Lincoln Memorial.....	76-85	L
02-16-91	at Winston-Salem State.....	66-59	W
02-20-91	vs. Norfolk State.....	84-95	L

1991-92	Gregory Jackson.....	(13-13)	
11-23-91	ALLEN.....	90-44	W
11-24-91	ELIZABETH CITY ST.....	69-72	L
11-26-91	VIRGINIA STATE.....	70-80	L

12-03-91	at Norfolk State.....	65-72	L
12-07-91	ST. AUGUSTINE'S.....	73-69	W
12-19-91	HAMPTON.....	81-63	W
01-04-92	vs. Saint Augustine's.....	77-82	L
01-05-92	vs. Winston-Salem State.....	76-52	W
01-08-92	at Johnson C. Smith.....	70-67	W
01-11-92	at Fayetteville State.....	73-74	L
01-14-92	SHAW.....	87-94	L
01-17-92	BOWIE STATE.....	82-60	W
01-18-92	at Winston-Salem State.....	72-71	W
01-22-92	vs. North Carolina A&T.....	64-70	L
01-25-92	at Saint Augustine's.....	64-61	W
01-29-92	SAINT PAUL'S.....	87-76	W
01-30-92	at Livingstone.....	100-82	W
02-01-92	FAYETTEVILLE ST.....	64-78	L
02-05-92	JOHNSON C. SMITH.....	63-65	L
02-08-92	LIVINGSTONE.....	78-71	W
02-10-92	at Shaw.....	59-54	W
02-13-92	at Virginia Union.....	63-84	L
02-15-92	at Elizabeth City State.....	79-90	L
02-19-92	CLARK ATLANTA.....	90-82	W
02-22-92	WINSTON-SALEM ST.....	64-65	L
02-26-92	vs. Elizabeth City State.....	59-60	L

1992-93	Gregory Jackson.....	(26-4)	
11-27-92	BARBER-SCOTIA.....	103-72	W
11-28-92	MORRIS BROWN.....	97-59	W
12-02-92	NORFOLK STATE.....	75-67	W
12-05-92	at Saint Augustine's.....	80-72	W
12-07-92	at Virginia State.....	84-78	W
12-19-92	at Hampton.....	70-65	W
01-05-93	JOHNSON C. SMITH.....	90-76	W
01-09-93	at Fayetteville State.....	91-86	W
01-12-93	at Shaw.....	76-71	W
01-14-93	at Bowie State.....	79-67	W
01-16-93	WINSTON-SALEM ST.....	99-76	W
01-18-93	at Saint Paul's.....OT	109-99	W
01-20-93	vs. North Carolina A&T.....	80-71	W
01-23-93	ST. AUGUSTINE'S.....	96-72	W



1992-93 NCCU Men's Basketball Team - NCAA Division II "Elite Eight"
Standing (L-R): Sultan Shamsid-Dean, Lorenzo Wilkins, Darian Hager, Greg McNeil, Ken Morrow, Jason Beatty, Aaron Couch, Antoine Crews, Scott Stewart. **Sitting (L-R):** Clay Parker, Freddie Highsmith, Jimmy Fleming, Clifton Daye, Nathaniel Lindsey, Jimmie Walker, Gary Joseph, LeVelle Moton, Andre Jordan. Not pictured: Larry Crowder.

NCCU MBB SEASONS

01-25-93 DIST. OF COLUMBIA.....87-61 W
 01-28-93 at Livingstone.....109-76 W
 01-30-93 FAYETTEVILLE ST.70-62 W
 02-03-93 at Johnson C. Smith.....81-106 L
 02-06-93 LIVINGSTONE.....91-68 W
 02-08-93 SHAW83-66 W
 02-11-93 VIRGINIA UNION.....OT 67-73 L
 02-13-93 ELIZABETH CITY ST.92-75 W
 02-15-93 at Clark Atlanta.....88-71 W
 02-20-93 at Winston-Salem State90-82 W
 02-25-93 vs. Hampton.....72-68 W
 02-26-93 vs. Johnson C. Smith.....82-75 W
 02-27-93 vs. Virginia Union.....61-67 L
 03-12-93 vs. Alabama A&M.....93-84 W
 03-13-93 vs. Virginia Union.....93-81 W
 03-25-93 vs. Cal. St.-Bakersfield.....80-86 L
 (NCAA Quarterfinals / "Elite Eight")

1993-94 Gregory Jackson..... (20-5)

11-26-93 KNOXVILLE88-57 W
 11-27-93 CLARK ATLANTA.....74-62 W
 12-01-93 at Norfolk State75-73 W
 12-06-93 VIRGINIA STATEOT 101-84 W
 12-17-93 vs. Claflin College ..(Forfeit) 72-75 W
 12-18-93 vs. Elizabeth City State70-75 L
 01-04-94 at Johnson C. Smith.....OT 90-88 W
 01-06-94 HAMPTONOT 89-91 L
 01-08-94 FAYETTEVILLE ST.77-74 W
 01-11-94 at Shaw81-64 W
 01-13-94 BOWIE STATE.....84-74 W
 01-15-94 WINSTON-SALEM ST.77-55 W
 01-17-94 SAINT PAUL'S74-71 W
 01-20-94 vs. North Carolina A&T83-74 W
 01-22-94 at Saint Augustine's83-69 W
 01-26-94 at Livingstone.....85-53 W
 01-29-94 at Fayetteville State85-84 W
 02-02-94 JOHNSON C. SMITH.....82-71 W
 02-05-94 LIVINGSTONE.....104-60 W
 02-07-94 SHAW93-85 W
 02-09-94 at Virginia Union.....76-81 L
 02-12-94 at Elizabeth City State.....73-88 L
 02-14-94 ST. AUGUSTINE'S.....90-70 W
 02-19-94 at Winston-Salem State88-82 W
 02-24-94 vs. Hampton.....66-88 L

1994-95 Gregory Jackson..... (14-12)

11-18-94 vs. Pfeiffer91-78 W
 11-19-94 vs. Lenoir-Rhyne.....83-76 W
 11-26-94 CLAFLIN COLLEGE63-50 W
 11-27-94 HAMPTON71-76 L
 11-30-94 NORFOLK STATE.....69-77 L
 12-06-94 at Virginia State.....85-80 W
 01-03-95 JOHNSON C. SMITH.....75-72 W
 01-05-95 at Hampton65-82 L
 01-07-95 at Fayetteville State82-96 L
 01-10-95 at Shaw66-84 L
 01-12-95 at Bowie State.....109-100 W
 01-15-95 at Winston-Salem State84-81 W
 01-17-95 at Saint Paul's.....98-88 W
 01-19-95 at North Carolina A&T.....87-93 L
 01-21-95 ST. AUGUSTINE'S.....102-90 W
 01-25-95 LIVINGSTONE.....94-73 W
 01-28-95 FAYETTEVILLE ST.75-91 L
 02-01-95 at Johnson C. Smith.....91-97 L

02-04-95 at Livingstone.....89-84 W
 02-06-95 SHAW66-75 L
 02-09-95 WINSTON-SALEM ST.83-75 W
 02-11-95 ELIZABETH CITY ST.79-73 W
 02-13-95 at Saint Augustine's68-84 L
 02-18-95 VIRGINIA UNION.....75-86 L
 02-22-95 vs. Bowie State69-61 W
 02-23-95 vs. Virginia Union.....64-72 L

1995-96 Gregory Jackson..... (20-7)

11-18-95 KNOXVILLE78-57 W
 11-19-95 WEST GEORGIA.....83-61 W
 11-25-95 at South Carolina State.....79-84 L
 11-27-95 N.C. WESLEYAN93-69 W
 12-05-95 VIRGINIA STATE74-69 W
 01-03-96 at Johnson C. Smith.....93-75 W
 01-06-96 FAYETTEVILLE STATE70-65 W
 01-09-96 SHAW79-73 W
 01-11-96 BOWIE STATE98-66 W
 01-16-96 SAINT PAUL'S95-79 W
 01-18-96 vs. North Carolina A&T76-70 W
 01-20-96 at Saint Augustine's72-67 W
 01-21-96 WINSTON-SALEM ST.65-51 W
 01-24-96 at Livingstone.....92-88 W
 01-27-96 at Fayetteville State62-54 W
 01-29-96 at Paine College.....OT 70-65 W
 01-31-96 JOHNSON C. SMITH.....94-78 W
 02-05-96 at Shaw77-73 W
 02-08-96 at Winston-Salem State74-73 W
 02-10-96 at Elizabeth City State.....80-83 L
 02-12-96 ST. AUGUSTINE'S.....85-82 W
 02-14-96 LIVINGSTONE.....73-86 L
 02-18-96 at Virginia Union.....59-73 L
 02-24-96 at Norfolk State66-84 L
 02-29-96 vs. Saint Paul's86-73 W
 03-01-96 vs. Norfolk State.....67-80 L
 03-06-96 vs. Pfeiffer62-71 L
 (NCAA Regional Playoffs)

1996-97 Gregory Jackson..... (20-6)

11-15-96 KUTZTOWN.....72-49 W
 11-16-96 LENOIR-RHYNE.....67-57 W
 11-23-96 PAINE COLLEGE81-48 W
 12-04-96 at Virginia State.....87-58 W
 12-06-96 vs. Morris Brown75-57 W
 12-07-96 at Clark Atlanta88-83 W
 01-02-97 JOHNSON C. SMITH.....83-55 W
 01-04-97 at Fayetteville State67-50 W
 01-07-97 at Shaw57-73 L
 01-09-97 at Bowie State.....66-50 W
 01-11-97 WINSTON-SALEM ST.87-76 W
 01-13-97 at St. Paul's.....75-85 L
 01-18-97 ST. AUGUSTINE'S.....72-52 W
 01-23-97 LIVINGSTONE.....67-76 L
 01-25-97 FAYETTEVILLE ST.66-55 W
 01-30-97 at Johnson C. Smith.....62-57 W
 02-01-97 at Livingstone.....73-47 W
 02-03-97 SHAW75-58 W
 02-06-97 at Winston-Salem State66-59 W
 02-08-97 ELIZABETH CITY ST.74-79 L
 02-11-97 at St. Augustine's86-72 W
 02-13-97 at North Carolina A&T.....74-72 W
 02-15-97 VIRGINIA UNION.....72-49 W
 02-22-97 NORFOLK STATE.....76-74 W

02-27-97 vs. Winston-Salem St.....OT 64-66 L
 03-07-97 ST. AUGUSTINE'S.....66-78 L
 (NCAA Regional Playoffs)

1997-98 Gregory Jackson..... (18-8)

11-21-97 VOORHEES COLLEGE.....64-52 W
 11-22-97 ST. AUGUSTINE'S.....75-57 W
 11-25-97 at Shaw57-65 L
 12-02-97 VIRGINIA STATE79-69 W
 12-05-97 vs. Morris Brown64-57 W
 12-06-97 at Clark-Atlanta61-62 L
 12-13-97 vs. Wilberforce100-78 W
 01-03-98 FAYETTEVILLE ST.70-66 W
 01-06-98 BOWIE STATE.....81-64 W
 01-10-98 at St. Augustine's84-100 L
 01-13-98 at Livingstone.....77-69 W
 01-15-98 WILBERFORCE.....89-69 W
 01-17-98 ST. AUGUSTINE'S.....OT 92-88 W
 01-19-98 at Savannah State85-73 W
 01-27-98 at Johnson C. Smith.....62-83 L
 01-29-98 vs. North Carolina A&T58-54 W
 01-31-98 at Winston-Salem State75-86 L
 02-03-98 at Fayetteville State64-74 L
 02-07-98 LIVINGSTONE.....63-62 W
 02-10-98 at Elizabeth City State.....72-58 W
 02-12-98 SHAW92-84 W
 02-15-98 at Virginia Union.....67-74 L
 02-17-98 WINSTON-SALEM ST.78-66 W
 02-19-98 SAINT PAUL'S80-67 W
 02-21-98 JOHNSON C. SMITH.....84-68 W
 02-26-98 vs. LivingstoneOT 82-84 L

1998-99 Gregory Jackson..... (16-12)

11-20-98 GEORGIA COLLEGE&SU ..77-91 L
 11-21-98 ALBANY STATE.....99-90 W
 11-24-98 SHAW88-70 W
 12-01-98 at Virginia State.....(Forfeit) 55-64 W
 12-03-98 PAINE COLLEGE73-60 W
 12-05-98 at Benedict College.....73-80 L
 12-12-98 at Cheyney University.....65-63 W
 01-02-99 at Fayetteville State73-85 L
 01-05-99 at Bowie State.....73-63 W
 01-09-99 ST. AUGUSTINE'S.....66-72 L
 01-12-99 LIVINGSTONE.....OT 72-70 W
 01-14-99 KNOXVILLE90-80 W
 01-16-99 at St. Augustine's60-53 W
 01-18-99 SAVANNAH STATE.....69-59 W
 01-20-99 at North Carolina A&T61-73 L
 01-23-99 BENEDICT COLLEGE.....65-68 L
 01-26-99 JOHNSON C. SMITH.....64-60 W
 01-30-99 WINSTON-SALEM ST.73-68 W
 02-02-99 FAYETTEVILLE ST.83-59 W
 02-04-99 at Paine College.....87-97 L
 02-06-99 at Livingstone.....86-74 W
 02-09-99 ELIZABETH CITY ST.70-73 L
 02-13-99 VIRGINIA UNION.....67-74 L
 02-16-99 at Winston-Salem State68-61 W
 02-18-99 at St. Paul's.....67-74 L
 02-20-99 at Johnson C. Smith.....60-75 L
 02-25-99 vs. St. Augustine's.....74-55 W
 02-26-99 vs. Elizabeth City State65-68 L

NCCU MBB SEASONS

1999-2000 Gregory Jackson..... (17-9)
 11-19-99 LANE COLLEGE..... 100-89 W
 11-20-99 LENOIR-RHYNE..... 68-71 L
 11-23-99 at Shaw 81-68 W
 11-30-99 VIRGINIA STATE 60-56 W
 12-03-99 vs. Valdosta State 78-67 W
 12-04-99 at West Florida..... 72-80 L
 12-08-99 vs. North Carolina A&T 79-74 W
 12-11-99 COL. OF WEST VIRGINIA..... 84-91 L
 01-04-00 FAYETTEVILLE ST. 69-59 W
 01-08-00 at Saint Augustine's 75-59 W
 01-11-00 BOWIE STATE..... 75-65 W
 01-15-00 at Johnson C. Smith..... 68-54 W
 01-24-00 CHEYNEY (PA) UNIV. 103-84 W
 02-03-00 at Livingstone College..... 104-67 W
 02-05-00 at Winston-Salem State 62-85 L
 02-08-00 at Fayetteville State 76-86 L
 02-12-00 LIVINGSTONE..... 105-73 W
 02-15-00 at Elizabeth City State..... 75-67 W
 02-17-00 at Virginia Union..... 55-70 L
 02-19-00 VIRGINIA UNION..... 53-46 W
 02-21-00 ST. AUGUSTINE'S.....3OT 89-85 W
 02-22-00 WINSTON-SALEM ST. 59-78 L
 02-26-00 JOHNSON C. SMITH..... 57-73 L
 03-02-00 vs. Bowie State 62-54 W
 03-03-00 vs. Virginia Union 64-54 W
 03-04-00 vs. Winston-Salem State..... 50-63 L

2000-01 Phil Spence..... (8-20)
 11-17-00 KENTUCKY STATE 94-101 L
 11-18-00 TUSKEGEE 79-70 W
 11-21-00 SHAW 80-82 L
 11-28-00 at Virginia State..... 81-88 L
 12-01-00 vs. Fort Valley State 75-85 L
 12-02-00 at Clark Atlanta..... 80-86 L
 12-07-00 VOORHEES.....OT 68-66 W
 12-29-00 at Columbus State 68-94 L
 12-30-00 vs. Georgia College & SU... 66-65 W
 01-04-01 at Fayetteville State 82-80 W
 01-06-01 SAINT AUGUSTINE'S 66-87 L
 01-09-01 at Bowie State..... 69-81 L
 01-14-01 vs. North Carolina A&T 59-65 L
 01-17-01 LIVINGSTONE..... 70-82 L
 01-20-01 at Tuskegee University..... 88-102 L
 01-27-01 at Saint Augustine's 84-80 W
 01-31-01 JOHNSON C. SMITH..... 68-90 L
 02-03-01 WINSTON-SALEM ST. 70-94 L
 02-06-01 FAYETTEVILLE ST.OT 67-71 L
 02-08-01 at Coll. of West Virginia..... 89-106 L
 02-10-01 at Livingstone College..... 61-64 L
 02-13-01 ELIZABETH CITY STATE ... 79-67 W
 02-17-01 VIRGINIA UNION..... 66-82 L
 02-20-01 at Winston-Salem State 64-66 L
 02-22-01 at Saint Paul's College..... 92-76 W
 02-24-01 at Johnson C. Smith..... 65-86 L
 02-28-01 vs. Virginia Union 80-64 W
 03-01-01 vs. Winston-Salem State..... 62-69 L

2001-02 Phil Spence..... (9-18)
 11-16-01 vs. Clark Atlanta Univ. 73-89 L
 11-17-01 vs. Morehouse College 74-87 L
 11-20-01 at Shaw University 80-100 L
 11-24-01 KENTUCKY STATE 88-80 W
 11-27-01 VIRGINIA STATE 52-58 L

11-29-01 at Longwood College 72-99 L
 12-05-01 at Wingate Univ.OT 83-87 L
 12-08-01 at Catawba College..... 77-90 L
 12-18-01 WEST VIRGINIA TECH 75-81 L
 12-29-01 CATAWBA..... 75-76 L
 01-08-02 BOWIE STATE 88-81 W
 01-12-02 at Saint Augustine's 94-90 W
 01-16-02 at Livingstone College..... 70-74 L
 01-20-02 vs. North Carolina A&T 57-63 L
 01-26-02 SAINT AUGUSTINE'S 88-75 W
 01-30-02 at Johnson C. Smith..... 86-89 L
 02-02-02 at Winston-Salem State 72-70 W
 02-05-02 at Fayetteville State 54-70 L
 02-09-02 LIVINGSTONE..... 75-67 W
 02-10-02 vs. Fayetteville State.....OT 65-67 L
 02-12-02 at Elizabeth City St.....OT 96-95 W
 02-16-02 at Virginia Union..... 59-79 L
 02-19-02 WINSTON-SALEM ST. 67-77 L
 02-21-02 SAINT PAUL'S 60-63 L
 02-23-02 J.C. SMITH3OT 105-103 W
 02-27-02 vs. Virginia State 62-55 W
 02-28-02 vs. Shaw 75-101 L

2002-03 Phil Spence..... (16-13)
 11-22-02 vs. Lewis and Clark..... 86-73 W
 11-23-02 at Seattle University..... 60-62 L
 11-26-02 SHAW 60-73 L
 11-30-02 PFEIFFER UNIV. 106-100 W
 12-03-02 at Virginia State..... 84-76 W
 12-07-02 at Mount Olive College..... 85-96 L
 12-15-02 at Catawba College..... 80-82 L
 12-17-02 at Salem International..... 88-89 L
 12-18-02 at West Virginia Tech 83-90 L
 12-21-02 WINGATE UNIV. 85-63 W
 12-28-02 CATAWBA COLLEGE 63-61 W
 01-04-03 at Fayetteville StateOT 94-93 W
 01-07-03 at Bowie State..... 76-92 L
 01-11-03 vs. Saint Augustine's 91-68 W
 01-15-03 LIVINGSTONE 73-64 W
 01-19-03 vs. North Carolina A&T 74-72 W
 01-22-03 at Virginia Union..... 66-75 L
 01-25-03 SAINT AUGUSTINE'S 79-94 L
 01-29-03 JOHNSON C. SMITH..... 84-78 W
 02-01-03 WINSTON-SALEM ST. .OT 94-89 W
 02-04-03 FAYETTEVILLE STATE 69-68 W
 02-08-03 at Livingstone.....OT 84-81 W
 02-11-03 ELIZABETH CITY ST.....OT 92-97 L
 02-15-03 VIRGINIA UNION..... 82-91 L
 02-18-03 at Winston-Salem State 91-68 W
 02-20-03 at Saint Paul's 88-69 W
 02-22-03 at Johnson C. Smith..... 68-69 L
 02-27-03 vs. Fayetteville State..... 85-75 W
 02-28-03 vs. Bowie State 87-99 L

2003-04 Phil Spence..... (16-13)
 11-15-03 MOUNT OLIVE 106-92 W
 11-18-03 at Pfeiffer 82-108 L
 11-22-03 at Morehouse 72-84 L
 11-25-03 DIST. COLUMBIA..... OT 108-104 W
 12-01-03 CATAWBA.....2OT 92-81 W
 12-06-03 SHAW 64-68 L
 12-17-03 at Georgia College & St. U. 75-66 W
 12-19-03 at Queens College 76-92 L
 12-30-03 at U. of District of Columbia 74-80 L

01-03-04 FAYETTEVILLE STATE 79-70 W
 01-06-04 BOWIE STATE..... 65-87 L
 01-08-04 at Shaw 66-61 W
 01-10-04 at Saint Augustine's 93-82 W
 01-18-04 vs. Livingstone 95-63 W
 01-24-04 ST. AUGUSTINE'S 78-77 W
 01-29-04 VIRGINIA STATE 72-74 L
 01-31-04 at Winston-Salem State 68-75 L
 02-03-04 at Fayetteville State 87-100 L
 02-05-04 at Johnson C. Smith..... 75-81 L
 02-07-04 LIVINGSTONE..... 91-54 W
 02-10-04 at Elizabeth City State..... 73-54 W
 02-14-04 at Virginia Union..... 77-80 L
 02-18-04 WINSTON-SALEM ST. 97-65 W
 02-19-04 SAINT PAUL'S 85-76 W
 02-21-04 JOHNSON C. SMITH...2OT 82-86 L
 02-25-04 vs. Elizabeth City State 72-69 W
 02-26-04 vs. Bowie State 72-69 W
 02-27-04 vs. Fayetteville State..... 78-74 W
 02-28-04 vs. Virginia Union 72-80 L

2004-05 Henry Dickerson 16-12
 11-16-04 SAINT PAUL'S 94-37 W
 11-20-04 at Belmont Abbey..... 65-71 L
 11-23-04 at Catawba 60-57 W
 11-29-04 CLAYTON STATE 59-58 W
 12-04-04 at Clayton State 64-61 W
 12-20-04 QUEENS 81-67 W
 12-27-04 at Columbus State 89-90 L
 12-29-04 vs. Benedict 55-63 L
 12-30-04 vs. North Florida..... 51-43 W
 01-06-05 ST. AUGUSTINE'S 69-63 W
 01-08-05 at Fayetteville State 55-59 L
 01-10-05 at Bowie State..... 79-77 W
 01-13-05 SHAW 71-65 W
 01-15-05 vs. Livingstone 63-69 L
 01-20-05 BELMONT ABBEY 73-56 W
 01-27-05 at Virginia Union..... 70-81 L
 01-29-05 at St. Augustine's 64-68 L
 02-01-05 JOHNSON C. SMITH..... 74-62 W
 02-05-05 WINSTON-SALEM ST. .OT 81-86 L
 02-08-05 FAYETTEVILLE STATE 74-72 W
 02-10-05 at Virginia State.....OT 71-64 W
 02-12-05 LIVINGSTONE.....OT 72-73 L
 02-15-05 ELIZABETH CITY STATE ... 65-63 W
 02-19-05 VIRGINIA UNION..... 66-65 W
 02-22-05 at Winston-Salem State 58-79 L
 02-26-05 at Johnson C. Smith..... 57-61 L
 03-02-05 vs. Virginia State 72-55 W
 03-03-05 vs. Johnson C. Smith 69-79 L

2005-06 Henry Dickerson 10-18
 11-18-05 vs. Eckerd 59-62 L
 11-19-05 at Lynn 61-72 L
 11-21-05 at Barry 60-66 L
 11-25-05 SHAW 57-47 W
 11-26-05 VIRGINIA UNION..... 59-97 L
 12-02-05 vs. Lenoir-Rhyne..... 63-71 L
 12-03-05 at Catawba 76-90 L
 12-10-05 COLUMBUS STATE..... 93-50 W
 12-28-05 at Fort Valley State..... 53-55 L
 12-30-05 at Columbus State 60-70 L
 01-07-06 FAYETTEVILLE STATE 75-70 W
 01-10-06 BOWIE STATE..... 59-62 L

NCCU MBB SEASONS



Jonathan Moore, James Tucker, Jason Hervey and Jermond Debro celebrate after rallying from a 21-point, second-half deficit to capture a miracle victory over Elizabeth City State in the first round of the 2004 CIAA Tournament. NCCU advanced all the way to the championship final.

01-12-06	at Shaw	64-55	W
01-14-06	at Saint Augustine's	71-92	L
01-17-06	at Livingstone	64-61	W
01-28-06	SAINT AUGUSTINE'S	53-63	L
01-31-06	at Johnson C. Smith	59-77	L
02-02-06	VIRGINIA STATE	57-72	L
02-04-06	WINSTON-SALEM STATE	65-55	W
02-07-06	at Fayetteville State	78-75	W
02-11-06	LIVINGSTONE	77-55	W
02-14-06	at Elizabeth City State	70-72	L
02-16-06	at Saint Paul's	74-71	W
02-18-06	at Virginia Union	50-74	L
02-21-06	at Winston-Salem State	51-59	L
02-25-06	JOHNSON C. SMITH	61-74	L
03-01-06	vs. Shaw	58-53	W
03-02-06	vs. Virginia Union	51-76	L
2006-07 Henry Dickerson 13-15			
11-17-06	COLUMBUS STATE	95-82	W
11-18-06	BARTON COLLEGE	67-65	W
11-26-06	at East Carolina	47-68	L
11-28-06	at Saint Paul's	67-70	L
12-05-06	at Elizabeth City State	66-93	L
12-08-06	AUGUSTA STATE (OT)	77-76	W
12-09-06	SHAW	66-49	W
12-29-06	vs. North Georgia	66-58	W
12-30-06	at Columbus State	63-74	L
01-06-07	at Fayetteville State	68-71	L
01-09-07	at Bowie State	64-85	L
01-11-07	at Shaw	58-54	W
01-13-07	SAINT AUGUSTINE'S	61-63	L
01-16-07	LIVINGSTONE	75-64	W
01-23-07	at Virginia State	67-91	L
01-27-07	at St. Augustine's	64-75	L
01-30-07	JOHNSON C. SMITH	55-60	L
02-02-07	VIRGINIA STATE	66-65	W
02-06-07	FAYETTEVILLE STATE	60-67	L

02-08-07	VIRGINIA UNION	53-62	L
02-10-07	at Livingstone	59-51	W
02-13-07	ELIZABETH CITY ST. (OT)	77-71	W
02-15-07	BOWIE STATE	80-75	W
02-17-07	at Virginia Union	56-63	L
02-20-07	SAINT PAUL'S	86-70	W
02-24-07	at Johnson C. Smith	54-61	L
02-28-07	vs. Saint Paul's	75-74	W
03-01-07	vs. Virginia Union	68-79	L
(CIAA Tournament - Quarterfinals)			

First Season of Division I Competition

2007-08 Henry Dickerson 4-26			
11-09-07	at Duke Univ.	56-121	L
11-12-07	at Rutgers Univ.	48-73	L
11-14-07	at Univ. of Florida	51-105	L
11-17-07	at North Dakota State U.	51-104	L
11-19-07	at Wake Forest Univ.	58-75	L
11-21-07	TENNESSEE TECH	73-70	W
11-24-07	at Davidson College	50-98	L
11-27-07	at Towson Univ.	52-74	L
11-30-07	at Drake Univ.	48-85	L
12-01-07	vs. Cal State Northridge	43-69	L
12-05-07	at Western Carolina Univ.	64-84	L
12-08-07	at Univ. of Akron	49-96	L
12-16-07	at UNC Wilmington	56-80	L
12-18-07	at Western Kentucky Univ.	53-84	L
12-20-07	at Creighton Univ.	54-88	L
12-22-07	at Univ. of Nebraska	28-71	L
12-29-07	HOUSTON BAPTIST	56-63	L
12-30-07	CONCORD	68-71	L
01-02-08	at Western Michigan Univ.	43-79	L
01-05-08	at East Carolina Univ.	62-79	L
01-07-08	at Norfolk State Univ.	83-87	L
01-09-08	at North Carolina State U.	29-54	L
01-16-08	COPPIN STATE	62-66	L
01-22-08	at Utah Valley Univ.	52-68	L
01-30-08	at Coppin State Univ.	67-65	W
02-16-08	CHOWAN	70-56	W
02-19-08	UTAH VALLEY	62-69	L
02-20-08	LENOIR-RHYNE	69-81	L
02-23-08	at Colgate Univ.	69-77	L
03-15-08	vs. Winston-Salem State	60-56	W
(RBC Center - Raleigh, NC)			

2008-09 Henry Dickerson 4-27			
11/14/08	at #21 Wake Forest	48-94	L
11/17/08	at Kent State ^	42-83	L
11/20/08	at Florida Gulf Coast	58-66	L
11/25/08	at Tulsa ^	52-92	L
11/28/08	vs. UNC Wilmington ^	64-79	L
11/29/08	vs. Jackson State ^	49-69	L
12/03/08	High Point	64-73	L
12/06/08	at Drake (TV)	46-89	L
12/07/08	vs. Texas-Pan American	50-56	L
12/10/08	at Arkansas (TV)	70-98	L
12/14/08	at Old Dominion	54-79	L
12/16/08	at South Carolina (TV)	43-90	L
12/18/08	Winston-Salem State	51-66	L
12/22/08	at Duquesne	79-97	L
12/29/08	at #23/24 Michigan (TV)	57-77	L
01/03/09	at Miami (TV)	42-76	L
01/06/09	Colgate	58-68	L
01/10/09	Chicago State	96-115	L

01/14/09	Texas-Pan American	77-71	W
01/16/09	Central State (OH)	74-68	W
01/17/09	Chowan	70-72	L
01/21/09	Maryland Eastern Shore	58-73	L
01/24/09	at Chicago State	63-103	L
01/31/09	Savannah State	51-67	L
02/03/09	at North Carolina State	59-87	L
02/17/09	at Kansas State	49-95	L
02/21/09	at Texas-Pan American	66-67	L
02/25/09	at Longwood	89-109	L
02/28/09	Longwood	82-64	W
03/02/09	at Savannah State	64-69	L
03/14/09	vs. Winston-Salem State	63-56	W
(Joel Colisuem - Winston-Salem, NC)			

2009-10 LeVelle Moton 7-22			
11/11/09	at #4/6 North Carolina	42-89	L
11/14/09	at Miami	53-83	L
11/18/09	vs. NC Wesleyan	85-70	W
11/20/09	at FIU*	73-83	L
11/22/09	vs. Murray State*	61-84	L
11/23/09	vs. James Madison*	66-79	L
11/28/09	at Iowa	63-73	L
12/02/09	at Air Force	49-61	L
12/05/09	vs. Carver Bible College	82-63	W
12/16/09	vs. Florida Gulf Coast	67-76	L
12/19/09	at Indiana	58-81	L
12/21/09	at Ball State	45-59	L
12/29/09	at High Point	58-70	L
01/03/10	at East Carolina	58-68	L
01/06/10	at Colgate	54-75	L
01/09/10	at SMU	50-78	L
01/11/10	High Point	55-58	L
01/15/10	Tennessee Temple	75-50	W
01/16/10	Newport News Apprent.	86-65	W
01/18/09	at Virginia Tech	30-72	L
01/20/10	at Savannah State	(OT) 44-46	L
01/27/10	at Youngstown St.	57-70	L
01/30/10	at North Carolina State	42-77	L
02/02/10	Western Illinois	50-53	L
02/03/10	at North Carolina State	59-87	L
02/06/10	vs. Savannah State	65-60	W
02/10/10	vs. MD. Eastern Shore	73-71	W
02/13/10	vs. Longwood	81-78	W
02/15/10	vs. Coastal Carolina	57-68	W
02/25/10	at Longwood	69-83	L

2010-11 LeVelle Moton 15-15			
11/12/10	Johnson & Wales	90-30	W
11/15/10	at Oklahoma	(OT) 63-71	L
11/19/10	at Miami	65-88	L
11/23/10	at Indiana	56-72	L
11/27/10	vs. Allen Univ.	96-81	W
12/01/10	vs. Wash. Adventist	62-56	W
12/04/10	at S.C. State	(OT) 74-71	W
12/11/10	at Air Force	56-73	L
12/14/10	at Michigan	44-64	L
12/21/10	at Florida Gulf Coast	68-87	L
12/29/10	vs. Milligan	99-91	W
01/03/11	vs. East Carolina	58-50	L
01/08/11	vs. Delaware State	59-68	L
01/10/11	vs. Md. Eastern Shore	67-61	W
01/15/11	at Coppin State	77-71	W
01/22/11	at Norfolk State	71-74	L

NCCU MBB SEASONS

01/24/11	at North Carolina A&T (OT)	90-84	W
01/26/11	at Western Illinois	66-58	W
01/29/11	vs. Florida A&M	61-59	W
01/31/11	vs. Bethune-Cookman	64-67	L
02/05/11	at Howard	79-70	W
02/07/11	at High Point	74-82	L
02/14/11	vs. Coppin State	77-75	W
02/17/11	at Coastal Carolina	59-94	L
02/19/11	vs. Norfolk State	82-72	W
02/21/11	vs. North Carolina A&T	67-72	L
02/26/11	at Florida A&M	58-55	W
02/28/11	at Bethune-Cookman	60-73	L
03/03/11	vs. S.C. State	78-62	W
03/12/11	vs. Savannah State*	50-64	L

(Joel Colisuem - Winston-Salem, N.C.)

2011-12	LeVelle Moton	17-15	
11/11/11	at Charlotte	57-73	L
11/13/11	vs. Johnson & Wales	115-41	W
11/16/11	at Wagner	83-87	L
11/20/11	at Wake Forest	79-93	L
11/23/11	vs. Morris College	112-50	W
11/26/11	vs. Barber-Scotia	104-55	W
11/29/11	vs. Southern Wesleyan	94-60	W
12/11/11	vs. NC A&T*	65-46	W
12/6/11	at Eastern Kentucky	62-75	L
12/11/11	at North Carolina State	60-65	L
12/20/11	at Oregon@	45-58	L
12/21/11	vs. Stephen F. Austin@	65-57	W
12/22/11	vs. Prairie View A&M@	69-58	W
12/29/11	at East Carolina	76-84	L
01/07/12	vs. Florida A&M*	60-62	L
01/09/12	Bethune-Cookman*	69-64	W
01/16/12	at Howard*	69-53	W
01/21/12	at Coppin State*	57-77	L
01/23/12	at Morgan State*	64-71	L
01/28/12	vs. Delaware State*	70-76	L
01/30/12	vs. Md. Eastern Shore*	77-46	W
02/04/12	at Florida A&M*	78-61	W
02/06/12	at Bethune-Cookman*	81-79	W
02/11/12	vs. Savannah State*	57-67	L
02/13/12	vs. S.C. State*	71-56	W
02/18/12	at N.C. A&T*	71-66	W
02/22/12	at Indiana	56-75	L
02/25/12	at Savannah State*	47-60	L
02/27/12	at S.C. State*	71-57	W
03/01/12	at Hampton*	60-43	W
03/06/12	vs. Md. Eastern Shore \$	60-43	W
03/08/12	vs. Bethune-Cookman \$	59-60	L

@-Global Sports Hoops Showcase (Eugene, Ore.)

*- Conference Game

\$-MEAC Tournament

(Joel Colisuem - Winston-Salem, N.C.)

2012-13	LeVelle Moton	22-9	
11/10/12	at Wichita State	57-71	L
11/12/12	vs. Johnson & Wales	109-46	W
11/14/12	at Wyoming@	60-73	L
11/15/12	vs. Southern@	59-55	W
11/16/12	vs. South Dakota@	69-81	L
11/20/12	vs. Toccoa Falls	94-40	W
11/24/12	vs. Wagner College	36-38	L
11/27/12	vs. Utah Valley	70-52	W



NCCU fans storm the court to celebrate the Eagles upset over nationally-ranked and eventual national champion Virginia Union on Feb. 19, 2005, as the Panthers watch in shock. (Photo by Robert Lawson)

12/1/12	at NC A&T*	66-62	W
12/4/12	vs. Eastern Kentucky	57-63	L
12/19/12	at Drake	69-72	L
12/22/12	at Utah Valley	73-67	W
12/29/12	vs. Marquette	66-75	L
01/02/13	at Winthrop	64-57	W
01/08/13	vs. Va. Univ. of Lynchburg	97-28	W
01/12/13	at Florida A&M*	85-62	W
01/14/13	at Bethune-Cookman*	75-66	W
01/21/13	vs. Howard*	71-36	W
01/26/13	vs. Coppin State*	84-75	W
01/28/13	vs. Morgan State*	69-61	W
02/02/13	at Delaware State*	54-43	W
02/04/13	at Md. Eastern Shore*	82-54	W
02/09/13	vs. Florida A&M*	51-43	W
02/11/13	vs. Bethune-Cookman*	81-75	W
02/16/13	at Savannah State*	36-44	L
02/18/13	at S.C. State*	71-52	W
02/23/13	vs. N.C. A&T	51-47	W
02/25/13	vs. Savannah State*	51-47	W
03/04/13	vs. S.C. State*	62-54	W
03/07/13	at Hampton*	68-64	W
03/13/13	vs. N.C. A&T\$	42-55	L

@-Global Sports Hoops Showcase (Laramie, Wyo.)

*- Conference Game

\$-MEAC Tournament

(Joel Colisuem - Winston-Salem, N.C.)

2013-14	LeVelle Moton	28-6	
11/08/13	at Cincinnati@	61-74	L
11/11/13	vs. Johnson & Wales	98-47	W
11/18/13	at Campbell@	62-43	W
11/20/13	at N.C. State@	(OT) 82-72	W
11/22/13	vs. App State@	(OT) 76-70	W
11/26/13	vs. Barber-Scotia	101-46	W

12/03/13	at Old Dominion	(OT) 76-69	W
12/07/13	at IUPUI	65-71	L
12/18/13	vs. Winthrop	72-66	W
12/22/13	at #9/#11 Wichita State	66-77	L
12/31/13	at Maryland	56-70	L
01/07/14	vs. Hampton	74-61	W
01/11/14	at Florida A&M*	60-63	L
01/13/14	at Bethune-Cookman*	64-49	W
01/16/14	vs. NJIT	71-55	W
01/18/14	vs. Delaware State*	62-52	W
01/22/14	vs. N.C. A&T*	84-44	W
01/25/14	vs. Coppin State*	87-63	W
01/27/14	vs. Morgan State*	53-52	W
02/01/14	at Howard*	79-65	W
02/03/14	at Md. Eastern Shore*	66-62	W
02/08/14	vs. Bethune-Cookman*	77-54	W
02/10/14	vs. Florida A&M*	92-49	W
02/15/14	at S.C. State*	67-53	W
02/17/14	at Savannah State	76-62	W
02/22/14	at N.C. A&T*	73-55	W
02/25/14	at NJIT	81-62	W
03/01/14	vs. S.C. State*	86-44	W
03/03/14	vs. Savannah State*...(OT)	64-57	W
03/06/14	at Norfolk State*	76-70	W
03/12/14	vs. Howard\$	92-46	W
03/14/14	vs. Norfolk State\$	68-45	W
03/15/14	vs. Morgan State\$	71-62	W
03/21/14	vs. Iowa State#	75-93	L

@-Global Sports Shootout

*- Conference Game

\$-MEAC Tournament

(Scope Arena - Norfolk, Va.)

#-NCAA Tournament

REGULAR SEASON CHAMPIONS!!
MEAC TOURNAMENT CHAMPIONS!!

NCCU MBB SEASONS

2014-15	LeVelle Moton	25-8	
11/14/14	at #6 North Carolina	60-76	L
11/18/14	vs. College of Faith.....	123-65	W
11/23/14	at Crieghton@	45-65	L
11/25/14	at Cincinnati@.....	50-59	L
11/28/14	vs. Eastern Illinois@.....	65-40	W
11/29/14	vs. Northern Arizona@.....	40-36	W
12/02/14	vs. Johnson & Wales	101-38	W
12/05/14	at Md. Eastern Shore*	68-63	W
12/07/14	vs. Howard*!	61-39	W
12/10/14	at #19 Maryland.....	56-67	L
12/15/14	at Memphis.....	47-81	L
12/17/14	vs. Barber-Scotia.....	108-52	W
12/20/14	at Miss. Valley State	94-60	W
12/22/14	at Jackson State.....(OT)	67-64	W
12/29/14	vs. IUPUI	70-49	W
01/10/15	vs. S.C. State*	76-45	W
01/12/15	vs. Savannah State*	58-40	W
01/17/15	at Norfolk State*	60-56	W
01/19/15	at Hampton*	59-52	W
01/24/15	vs. Coppin State*.....	79-77	W
01/26/15	vs. Delaware State	55-54	W
01/31/15	at ETSU	59-61	L
02/02/15	vs. Florida A&M*	85-43	W
02/07/15	at North Carolina A&T*	58-44	W
02/14/15	at Bethune-Cookman*	65-51	W
02/16/15	at Florida A&M*	73-48	W
02/21/15	vs. Morgan State*.....	74-59	W
02/28/15	vs. Bethune-Cookman*	72-49	W
03/02/15	at Savannah State*	62-49	W
03/05/15	vs. North Carolina A&T*	69-58	W
03/11/15	vs. Coppin State\$	91-43	W
03/13/15	vs. Delaware State\$	57-63	L
03/17/15	at Miami#.....	71-75	L

@-Emerald Coast Classic (Niceland, Fla.)

!- Big Apple Classic (Brooklyn, N.Y.)

*- Conference Game

\$-MEAC Tournament

(Scope Arena - Norfolk, Va.)

#-National Invitation Tournament

REGULAR SEASON CHAMPIONS!!

2015-16	LeVelle Moton	13-19	
11/13/15	at Clemson	40-74	L
11/16/15	vs. Allen	78-54	W
11/22/15	at LIU Brooklyn.....	77-78	L
11/24/15	at Quinnipiac	59-69	L
11/27/15	at Louisiana Tech	50-71	L
12/03/15	vs. Miss. Valley State.....	86-79	W
12/05/15	vs. Md. Eastern Shore*	70-59	W
12/07/15	vs. Howard*	69-71	L
12/14/15	at Marshall@	73-92	L
12/16/15	at Houston@	65-73	L
12/21/15	vs. Southern@.....	63-68	L
12/22/15	vs. Eastern Illinois@.....	57-52	W
12/29/15	vs. Montreat.....	107-68	W
12/31/15	at Mississippi State.....	48-71	L
01/04/16	vs. ETSU	68-72	L
01/06/16	vs. Johnson & Wales	78-70	W
01/09/16	at S.C. State*.....	75-91	L
01/11/16	at Savannah State*	69-46	W
01/16/16	vs. Norfolk State*.....	79-88	L
01/18/16	vs. Hampton*	79-80	L
01/27/16	at Delaware State*	60-71	L



NCCU dances on the floor to celebrate its first MEAC Tournament Championship after a 71-62 win over Morgan State on March 15, 2014. The Eagles earned a 14-seed in the NCAA Tournament, the highest by any MEAC school. (Photo by Red Rocket Photography)

02/01/16	at Florida A&M*	81-63	W
02/06/16	vs. N.C. A&T*	(OT) 63-67	L
02/13/16	vs. Bethune-Cookman*	90-66	W
02/15/16	vs. Florida A&M*	79-74	W
02/18/16	at Coppin State*	60-71	L
02/20/16	at Morgan State*	73-59	W
02/27/16	at Bethune-Cookman*	61-69	L
02/29/16	vs. Savannah State	61-44	W
03/03/16	at N.C. A&T*	87-93	L
03/08/16	vs. Howard\$	68-66	W
03/09/16	vs. Norfolk State\$	47-66	L

@-Global Sports Shootout (Las Vegas, Nev.)

*- Conference Game

\$-MEAC Tournament

(Scope Arena - Norfolk, Va.)

2016-17	LeVelle Moton	25-9	
11/12/16	at Marshall.....	69-81	L
11/14/16	at Ohio State	63-69	L
11/16/16	at Western Carolina.....	67-59	W
11/18/16	vs. Jackson State	84-75	W
11/26/16	at Northern Kentucky.....	82-74	W
11/28/16	at Missouri.....	62-52	W
12/01/16	vs. Southern Wesleyan.....	92-55	W
12/3/16	at East Carolina.....	56-69	L
12/6/16	vs. LIU Brooklyn	79-56	W
12/10/16	at Coastal Carolina.....	67-70	L
12/13/16	at LSU	66-70	L
12/17/16	at McNeese State.....	74-66	W
12/28/16	vs. Truett McConnell.....	88-54	W
12/30/16	vs. Montreat.....	101-66	W
01/10/17	vs. Delaware State*	68-69	L
01/11/17	vs. Md. Eastern Shore*	69-52	W
01/14/17	at Norfolk State*	72-57	W
01/16/17	at Hampton*	64-51	W
01/23/17	vs. Howard*	74-39	W

01/28/17	vs. North Carolina A&T*	82-59	W
01/30/17	at Delaware State*	82-74	W
02/04/17	at Morgan State*	68-62	W
02/06/17	at Coppin State*	86-77	W
02/11/17	vs. S.C. State*	85-62	W
02/13/17	vs. Florida A&M*	78-73	W
02/18/17	at Md. Eastern Shore*	82-69	W
02/20/17	at Howard*	66-59	W
02/25/17	vs. Bethune-Cookman*	78-63	W
02/27/17	vs. Savannah State*	73-74	L
03/02/17	at North Carolina A&T*	63-68	L
03/08/17	vs. Bethune-Cookman\$	95-60	W
03/10/17	vs. Md. Eastern Shore\$	77-49	W
03/11/17	vs. Norfolk State\$	67-59	W
03/15/17	vs. UC Davis#.....	63-67	L

*- Conference Game

\$-MEAC Tournament

(Scope Arena - Norfolk, Va.)

#-NCAA Tournament

REGULAR SEASON CHAMPIONS!!

MEAC TOURNAMENT CHAMPIONS!!

2017-18	LeVelle Moton	19-16	
11/10/17	at Illinois Chicago	55-65	L
11/13/17	at Evansville	55-68	L
11/15/17	at Tennessee-Martin@	57-74	L
11/17/17	vs. Warren Wilson	101-76	W
11/19/17	vs. Southern@.....	80-67	W
11/22/17	at Marshall@	84-92	L
11/24/17	at Illinois@.....	73-86	L
11/26/17	at Southeast Missouri St.	77-70	W
11/30/17	vs. Christendom	116-38	W
12/02/17	vs. Southeast Missouri St.	77-86	L
12/09/17	at George Mason.....	65-77	L
12/11/17	at Grand Canyon.....	59-64	L
12/14/17	vs. McNeese State	77-71	W

NCCU MBB SEASONS



The Eagles salute the crowd after a 69-58 win over North Carolina A&T on March 5, 2015 to go undefeated in conference play for the first time in school history. The win marked a 34th consecutive win against a conference opponent - then the longest streak in the nation - and 35th consecutive home win, the second-longest streak at the time as well. (Photo by Red Rocket Photography)

12/30/17	vs. St. Andrews.....	75-55	W
01/03/18	at Delaware State*	65-62	W
01/08/18	vs. Norfolk State*	64-63	W
01/13/18	vs. Coppin State*	81-61	W
01/15/18	vs. Morgan State*	77-63	W
01/20/18	at Howard*	(OT) 78-84	L
01/22/18	at Md. Eastern Shore*	63-60	W
01/27/18	at N.C. A&T*	64-70	L
02/03/18	vs. Delaware State*	72-61	W
02/05/18	vs. Hampton*	70-86	L
02/10/18	at Florida A&M*	56-65	L
02/12/18	at Bethune-Cookman*	81-99	L
02/17/18	vs. Md. Eastern Shore*	77-49	W
02/19/18	vs. Howard*	83-66	W
02/24/18	at S.C. State*	79-102	L
02/26/18	at Savannah State*	75-85	L
03/01/18	vs. N.C. A&T*	70-59	W
03/06/18	vs. Coppin State\$	60-48	W
03/08/18	vs. Savannah State\$	58-56	W
03/09/18	vs. Morgan State\$	79-70	W
03/10/18	vs. Hampton\$	71-63	W
03/14/18	vs. Texas Southern#	46-64	L

@-Global Sports Classic

*- Conference Game

\$-MEAC Tournament

(Scope Arena - Norfolk, Va.)

#-NCAA Tournament

MEAC TOURNAMENT CHAMPIONS!!

2018-19	LeVelle Moton	18-16	
11/09/18	at #22/#23 Clemson	51-71	L
11/13/18	at Cincinnati.....	51-73	L
11/15/18	at Bowling Green@	60-75	L
11/18/18	vs. Warren Wilson	123-57	W
11/20/18	at George Mason@	63-78	L
11/23/18	vs. Nicholls State@	63-77	L

11/24/18	vs. Southern@.....	83-71	W
11/28/18	vs. Christendom	110-51	W
12/01/18	vs. McNeese State	67-66	W
12/08/18	at Appalachian State	73-82	L
12/13/18	at McNeese State.....	61-77	L
12/16/18	at Coastal Carolina	65-69	L
12/19/18	at Saint Louis.....	65-74	L
12/30/18	vs. Wilberforce.....	91-44	W
01/05/19	vs. Bethune-Cookman*	68-59	W
01/12/19	at Md. Eastern Shore*	61-48	W
01/14/19	at Delaware State*	71-70	W
01/19/19	vs. Coppin State*	60-64	L
01/21/19	vs. Morgan State*	92-64	W
01/26/19	vs. N.C. A&T*	48-51	L
01/28/19	at Savannah State*	82-78	W
02/02/19	at Bethune-Cookman*	64-74	L
02/04/19	at Florida A&M*	57-73	L
02/09/19	vs. Md. Eastern Shore*	78-53	W
02/11/19	vs. Delaware State*	87-52	W
02/16/19	at Norfolk State*	(OT) 70-75	L
02/18/19	at Howard*	98-90	W
02/23/19	vs. Savannah State*	78-69	W
02/25/19	vs. S.C. State*	72-62	W
03/07/19	at N.C. A&T*	52-74	L
03/14/19	vs. Delaware State\$	75-57	W
03/15/19	vs. N.C. A&T\$	65-63	W
03/16/19	vs. Norfolk State\$	50-47	W
03/20/19	vs. North Dakota State#	74-78	L

@-Emerald Coast Classic (Niceville, Fla.)

*- Conference Game

\$-MEAC Tournament

(Scope Arena - Norfolk, Va.)

#-NCAA Tournament

MEAC TOURNAMENT CHAMPIONS!!

2019-20	LeVelle Moton	18-13	
11/09/19	at Stephen F. Austin	64-94	L
11/11/19	vs. USC Upstate@	73-64	W
11/15/19	at Akron@.....	47-57	L
11/17/19	at #4/5 Louisville@	58-87	L
11/19/19	at Youngstown State@	60-66	L
11/21/19	vs. Bluefield State.....	68-44	W
11/26/19	at Southern Illinois.....	48-66	L
12/02/19	at Wofford	59-77	L
12/04/19	at Georgia.....	59-95	L
12/07/19	at Charleston Southern	53-58	L
12/11/19	vs. Christendom	109-28	W
12/14/19	at Coastal Carolina	71-91	L
12/17/19	at Louisiana Tech	60-69	L
12/30/19	vs. Mid-Atlantic Christian ..	108-63	W
01/04/20	vs. Florida A&M*	61-45	W
01/11/20	at Delaware State*	66-68	L
01/13/20	at Md. Eastern Shore*(OT)	69-64	W
01/18/20	at Bethune-Cookman*	85-59	W
01/20/20	at Florida A&M*	57-68	L
01/25/20	vs. Delaware State*	72-45	W
02/01/20	vs. S.C. State*	73-56	W
02/03/20	vs. Norfolk State*	69-63	W
02/08/20	at Coppin State*	68-63	W
02/10/20	at Morgan State*	58-57	W
02/17/20	at N.C. A&T*	60-77	L
02/22/20	vs. Md. Eastern Shore*	74-51	W
02/24/20	vs. Howard*	80-65	W
02/29/20	vs. S.C. State*	(2OT) 83-82	W
03/02/20	vs. Bethune-Cookman*....	(OT) 71-68	W
03/05/20	vs. N.C. A&T*	86-80	W
03/11/20	vs. Delaware State\$	92-75	W

MEAC Tournament canceled on March 12, 2020, due to Coronavirus threat.

*- Conference Game

\$-MEAC Tournament

(Scope Arena - Norfolk, Va.)

REGULAR SEASON CHAMPIONS!!

2020-21	LeVelle Moton	5-9	
11/25/20	at #5 Iowa.....	67-97	L
11/26/20	vs. Southern!	(OT) 85-78	W
12/07/20	at Coastal Carolina	71-78	L
12/12/20	at #16 North Carolina	67-73	L
01/29/21	vs. Carver.....	94-61	W
02/01/21	vs. S.C. State*	91-77	W
02/02/21	vs. S.C. State*	64-63	W
02/08/21	at Florida A&M*	50-59	L
02/09/21	at Florida A&M*	47-60	L
02/24/21	vs. North Carolina A&T*	63-79	L
02/27/21	at North Carolina A&T*	53-55	L
03/03/21	vs. Florida A&M*	58-65	L
03/04/21	vs. Florida A&M*	74-71	W
03/11/21	vs. Norfolk State\$	58-87	L

!-at Carver-Hawkeye Arena (Iowa City, Iowa)

*- Conference Game

\$-MEAC Tournament

(Scope Arena - Norfolk, Va.)

TEAM SCORING AND OVERTIME RECORDS

MOST POINTS SCORED

123 vs. Warren Wilson (11/18/18)
 123 vs. College of Faith (11/18/14)
 119 vs. St. Augustine's (2/18/44)
 119 vs. WSSU (3/12/49)
 116 vs. Christendom (11/30/17)
 115 vs. Johnson & Wales (11/13/11)
 113 vs. NCAT (12/19/75)
 113 vs. Livingstone (3/14/81)
 112 vs. Morris College (11/23/11)
 111 vs. St. Augustine's (12/16/63)
 110 vs. Christendom (11/28/18)
 110 vs. Shaw (12/12/64)
 110 vs. Johnson C. Smith (1968)
 109 vs. Christendom (12/11/2019)
 109 at St. Paul's (1/18/93)
 109 at Livingstone (1/28/93)
 109 at Bowie State (1/12/95)
 109 vs. Johnson & Wales (11/12/12)
 108 vs. Mid-Atlantic Christian (12/30/20)
 108 vs. St. Paul's (1/5/52)
 108 vs. Shaw (1987)
 108 vs. Univ. D.C. (11/25/03)
 108 vs. Barber-Scotia (12/17/14)
 107 vs. Montreat (12/29/15)
 106 vs. Pfeiffer (11/30/02)
 106 vs. Mount Olive (11/15/03)
 105 vs. Johnson C. Smith (12/29/52)
 105 vs. Hampton (1968)
 105 vs. Livingstone (2/12/00)
 105 vs. Johnson C. Smith (2/23/02)
 104 vs. Fayetteville State (1987)
 104 vs. Virginia State (11/24/87)
 104 vs. Livingstone (2/5/94)
 104 at Livingstone (2/3/00)
 104 vs. Barber-Scotia (11/26/11)
 103 vs. Md. Eastern Shore (1/13/78)
 103 vs. Barber-Scotia (11/27/92)
 103 vs. Cheyney (PA) (1/24/00)
 102 vs. Johnson C. Smith (2/3/76)
 102 vs. Hampton (1/29/81)
 102 vs. St. Augustine's (1/21/95)
 101 vs. Lincoln (????)
 101 vs. Md. Eastern Shore (2/1/80)
 101 vs. Johnson C. Smith (1/20/81)
 101 vs. Virginia State (12/6/93)
 101 vs. Barber-Scotia (11/26/13)
 101 vs. Johnson & Wales (12/2/14)
 101 vs. Montreat (12/30/16)
 101 vs. Warren Wilson (11/17/17)
 100 vs. St. Paul's (12/12/51)
 100 vs. Johnson C. Smith (2/18/78)
 100 at Livingstone (1/30/92)
 100 vs. Wilberforce (12/13/97)
 100 vs. Lane College (11/19/99)

FEWEST POINTS SCORED

9 vs. Lincoln (PA) (1928)
 12 vs. Hampton (1928)
 18 vs. NCAT (1938)
 19 vs. Virginia State (1928)
 19 vs. Shaw (1928)
 20 vs. Shaw (1936)
 21 vs. Hampton (1928)
 21 vs. Kentucky State (1939)
 22 vs. Morgan State (1938)
 23 vs. Shaw (1936)
 23 vs. SC State (1942)

24 vs. Shaw (1939)
 25 vs. Shaw (1928)
 25 vs. St. Augustine's (1936)
 25 vs. NCAT (1937)
 25 vs. Shaw (1938)
 26 vs. NCAT (1941)
 25 vs. Morgan State (1938)
 27 vs. St. Paul's (1937)
 27 vs. Virginia State (1937)
 27 vs. NCAT (1937)
 27 vs. Wilberforce (1940)
 28 vs. NCAT (1941)
 28 vs. Johnson C. Smith (1942)
 28 at Nebraska (12/22/07)
 29 vs. Howard (1937)
 29 vs. Fayetteville State (1937)
 29 vs. Johnson C. Smith (1937)
 29 vs. Kentucky State (1939)
 29 at NC State (1/9/08)
 30 vs. St. Augustine's (1938)
 30 vs. St. Augustine's (1938)
 30 at Virginia Tech (1/18/10)

MOST POINTS ALLOWED

133 at Gardner-Webb (1/27/76)
 123 vs. St. Augustine's (1/7/70)
 121 at SC State (1/19/78)
 121 at Duke (11/09/07)
 117 vs. Virginia Union (1/14/61)
 117 vs. NCAT (12/19/75)
 117 at St. Augustine's (1/19/83)
 115 vs. Tennessee State (3/7/58)
 115 at WSSU (12/15/66)
 115 vs. Chicago State (1/10/09)
 114 at Virginia State (1/27/83)
 113 vs. Morgan State (2/14/76)
 112 vs. Norfolk State (12/7/70)
 112 vs. Morgan State (2/16/74)
 112 vs. Shaw (1987)
 110 at Hampton (1/29/81)
 109 at WSSU (12/16/65)
 109 at Longwood (2/25/09)
 108 vs. WSSU (12/29/61)
 108 vs. Norfolk State (1969)
 108 vs. Pfeiffer (11/18/03)
 107 at Georgetown (1/3/78)
 107 vs. Georgetown (1/10/79)
 107 at Johnson C. Smith (1/20/81)
 106 vs. Mount St. Mary's (3/9/57)
 106 at Virginia State (1960)
 106 vs. Johnson C. Smith (12/31/71)
 106 at Md. Eastern Shore (12/7/73)
 106 at Coll. of WV (2/8/91)
 106 at Johnson C. Smith (2/3/93)
 105 at Delaware State (12/8/73)
 105 at Tennessee State (12/1/79)
 105 vs. Fayetteville State (1/29/83)
 105 at Florida (11/14/07)
 104 at Morgan State (1/22/55)
 104 vs. NCAT (1960)
 104 at Johnson C. Smith (12/5/66)
 104 vs. NCAT (1/10/70)
 104 vs. Norfolk State (1/3/76)
 104 at Livingstone (2/14/81)
 104 vs. St. Augustine's (2/15/83)
 104 vs. Univ. D.C. (11/25/03)
 104 at North Dakota State (11/17/07)
 103 vs. WSSU (1/2/76)

103 vs. Virginia State (12/4/76)
 103 vs. Virginia Union (1/9/85)
 103 vs. Johnson C. Smith (2/23/02)
 103 at Chicago State (1/24/09)
 102 vs. Johnson C. Smith (2/9/65)
 102 vs. Virginia State (1/29/75)
 102 vs. NCAT (12/9/75)
 102 vs. Elizabeth City (12/20/75)
 102 at Tuskegee (1/20/01)
 102 at S.C. State (2/24/18)
 101 at Virginia Union (1/7/61)
 101 vs. Kentucky State (11/17/00)
 101 vs. Shaw (2/28/02)
 100 vs. NCAT (12/30/61)
 100 at Virginia State (2/3/64)
 100 at Shaw (12/12/64)
 100 at Md. Eastern Shore (2/2/72)
 100 at NCAT (12/10/74)
 100 at WSSU (2/13/83)
 100 at Bowie State (1/12/95)
 100 at St. Augustine's (1/10/98)
 100 at Shaw (11/20/01)
 100 vs. Pfeiffer (11/30/02)
 100 at Fayetteville State (2/3/04)

FEWEST POINTS ALLOWED

8 vs. WSSU (1939)
 8 vs. Morristown (1940)
 10 vs. Green Wave (1938)
 12 vs. Fayetteville State (1/25/44)
 14 vs. Torpedoes (1938)
 14 vs. St. Augustine's (1939)
 15 vs. Fayetteville State (3/3/44)
 16 vs. Kentucky State (2/9/40)
 18 vs. Shaw (2/3/40)
 18 vs. Fayetteville State (1940)
 20 vs. St. Paul's (2/24/40)
 20 at Shaw (1/10/41)
 22 vs. Shaw (1927)
 22 vs. NCAT (2/1/41)
 22 vs. Shaw (2/15/41)
 23 vs. Shaw (1939)
 23 vs. St. Augustine's (1/29/40)
 24 vs. St. Augustine's (1/21/39)
 24 vs. St. Paul's (1/24/39)
 24 vs. NCAT (3/1941)
 25 vs. St. Paul's (1/7/37)
 25 vs. Bluefield State (2/10/39)
 25 vs. St. Paul's (2/15/40)
 25 at Johnson C. Smith (1/24/41)
 26 vs. Shaw (1/24/1936)
 26 vs. FAMU (1940)
 26 vs. NCAT (2/28/40)
 26 vs. Virginia Union (3/5/40)
 27 vs. NCAT (2/22/37)
 27 vs. WV State (1940)
 27 vs. NACT (3/1/41)
 28 vs. Christendom (12/11/2019)
 28 vs. VU-Lynchburg (1/8/13)
 28 vs. Bluefield State (1/21/39)
 29 vs. Miner Teachers (1939)
 29 vs. NCAT (2/28/39)
 30 vs. Shaw (1/27/39)
 30 vs. Wilberforce (1940)
 30 vs. Kentucky State (2/9/40)
 30 vs. Johnson & Wales (11/12/10)

TEAM SCORING AND OVERTIME RECORDS

LARGEST MARGINS OF VICTORY

85 vs. St. Augustine's (2/18/44)
81 vs. Christendom (12/11/19)
78 vs. Christendom (11/30/17)
74 vs. Johnson & Wales (11/13/11)
71 at Bluefield State (1/28/44)
69 vs. VU-Lynchburg (1/8/13)
66 vs. Warren Wilson (11/18/18)
66 at St. Augustine's (1/21/44)
66 vs. St. Paul's (12/12/51)
63 vs. Torpedoes (1939)
63 vs. Johnson & Wales (11/12/12)
63 vs. Johnson & Wales (12/2/14)
62 vs. Morris College (11/23/11)
60 at St. Augustine's (1/8/43)
60 vs. Mecca A.C. (1/2/46)
60 vs. Johnson & Wales (11/12/10)
59 vs. Christendom (11/28/18)
58 vs. College of Faith (11/18/14)
57 vs. St. Paul's (11/16/04)
56 vs. Barber-Scotia (12/17/14)
55 vs. Fayetteville State (1/19/45)
55 vs. St. Paul's (1/5/52)
55 vs. Barber-Scotia (11/26/13)
54 vs. WSSU (3/12/49)
54 vs. Toccoa Falls (11/20/12)
53 vs. Shaw (2/6/46)
52 at Petersburg YMCA (12/27/48)
52 vs. Shaw (1/31/50)
51 vs. Camp Butler (1/15/44)
51 vs. Johnson & Wales (11/11/13)
50 vs. Fayetteville State (3/2/43)
50 vs. Bluefield State (2/11/44)
50 vs. Ft. Bragg (1/8/45)
49 at Shaw (1/9/43)
49 vs. Shaw (2/20/43)
49 vs. Shaw (1/11/47)
49 vs. Barber-Scotia (11/26/11)
48 vs. Coppin State (3/11/15)
47 vs. Wilberforce (12/30/18)
46 vs. Allen (11/23/91)
46 vs. Howard (3/12/14)
45 vs. Mid-Atlantic Christian (12/30/19)
45 vs. Shaw (2/19/44)
45 vs. Shaw (1/20/45)
45 vs. Shaw (1/17/46)
45 vs. Johnson C. Smith (1/30/46)
45 vs. Virginia Union (2/18/52)
44 vs. Fayetteville State (3/7/45)
44 vs. Livingstone (12/9/88)
44 vs. Livingstone (2/5/94)
43 at Shaw (1/22/44)
43 vs. Columbus State (12/10/05)
43 vs. FAMU (2/10/14)
42 vs. St. Augustine's (2/10/40)
42 vs. FAMU (1940)
42 vs. NCAT (3/11/49)
42 vs. SC State (3/1/14)
42 vs. Florida A&M (2/2/15)
41 vs. Fayetteville State (12/1/65)
41 vs. Fayetteville State (2/6/88)
40 vs. St. Augustine's (2/4/43)
40 vs. Bluefield State (2/11/43)
40 vs. Shaw (2/3/45)
40 vs. NCAT (1/22/14)

LARGEST MARGIN OF DEFEAT

65 at Duke (11/9/07)
56 at Georgetown (1/3/78)
55 vs. Hampton (1928)
54 at Florida (11/14/07)
53 at North Dakota State (11/17/07)
51 vs. Hampton (1928)
50 vs. Tennessee State (3/7/58)
48 at Davidson (11/24/07)
47 at Akron (12/8/07)
47 at North Carolina (11/11/09)
46 at #21 Wake Forest (11/17/08)
45 vs. Norfolk State (12/8/84)
44 vs. Hampton (2/18/36)
43 vs. NCAT (2/10/62)
42 at Virginia Tech (1/18/10)
47 at South Carolina (12/16/08)
46 at Gardner-Webb (1/27/76)
46 at Kansas State (2/17/09)
43 at Nebraska (12/22/07)
43 at Drake (12/6/08)
41 vs. Coppin State (12/11/76)
41 at Kent State (11/17/08)
40 vs. Hampton (12/3/84)
40 at Tulsa (11/25/08)
40 at Chicago State (1/24/09)

OVERTIME RECORD 33-20 (53 games)

2OT 2-1 3OT 4-0

1945-46 (1 game) 1-0

64-56 W-3OT vs. Virginia Union (3/9/46)

1960-61 (1 game) 1-0

86-83 W at Virginia State (2/6/61)

1975-76 (1 game) 0-1

83-87 L vs. Md. Eastern Shore (12/5/75)

1978-79 (1 game) 1-0

88-86 W vs. Howard (2/9/79)

1980-81 (1 game) 1-0

96-90 W at UNCW-3OT (2/18/81)

1987-88 (2 games) 1-1

68-67 W at Virginia Union-2OT (2/1/88)

65-66 L vs. Troy State (3/12/88)

1989-90 (2 games) 0-2

57-58 L at Norfolk State-2OT (12/5/89)

88-95 L vs. Jacksonville State (3/17/90)

1990-91 (1 game) 0-1

75-76 L vs. St. Augustine's (12/8/90)

1992-93 (2 games) 1-1

109-99 at St. Paul's (1/18/93)

67-73 vs. Virginia Union (2/11/93)

1993-94 (3 games) 2-1

101-84 W vs. Virginia State (12/6/93)

90-88 W at Johnson C. Smith (1/4/94)

89-91 L vs. Hampton (1/6/94)

1995-96 (1 game) 1-0

70-65 at Paine College (1/29/96)

1996-97 (1 game) 0-1

64-66 vs. WSSU (2/27/97)

1997-98 (2 games) 1-1

92-88 W vs. St. Augustine's (1/17/98)

82-84 L vs. Livingstone (2/26/98)

1988-89 (1 game) 1-0

72-70 W vs. Livingstone (1/12/99)

1999-2000 (1 game) 1-0

89-85 W vs. St. Augustine's-3OT (2/21/00)

2000-01 (2 games) 1-1

68-66 W vs. Voorhees (12/7/00)

67-71 L vs. Fayetteville State (2/6/01)

2001-02 (4 games) 2-2

83-87 L at Wingate (12/5/01)

65-67 L vs. Fayetteville State (2/10/02)

96-95 W at Elizabeth City (2/12/02)

105-103 W vs. Johnson C. Smith-3OT (2/23/02)

2002-03 (4 games) 3-1

94-93 W at Fayetteville State (1/4/03)

94-89 W vs. WSSU (2/1/03)

84-81 W at Livingstone (2/8/03)

92-97 L vs. Elizabeth City (2/15/03)

2003-04 (3 games) 2-1

108-104 W vs. Univ. D.C. (11/25/03)

92-81 W vs. Catawba (12/1/03)

82-86 L vs. Johnson C. Smith (2/21/04)

2004-05 (3 games) 1-2

81-86 L vs. WSSU (2/5/05)

71-64 W at Virginia State (2/10/05)

72-73 L vs. Livingstone (2/12/05)

2006-07 (1 game) 1-0

77-71 W vs. Elizabeth City (2/13/07)

2010-11 (3 games) 2-1

63-71 L at Oklahoma (11/15/10)

74-71 W at SC State (12/4/10)

90-84 W at NCAT (1/24/11)

2013-14 (4 games) 4-0

82-72 W at NC State (11/20/13)

76-70 W vs. Appalachian State (11/22/13)

76-69 W at Old Dominion (12/3/13)

64-57 W vs. Savannah State (3/3/14)

2014-15 (1 game) 1-0

67-64 W at Jackson State (12/22/14)

2015-16 (1 game) 0-1

63-67 L vs. NCAT (2/6/16)

2017-18 (1 game) 0-1

78-84 L at Howard (1/20/18)

2018-19 (1 game) 0-1

70-75 L at Norfolk State (2/16/19)

2019-20 (3 games) 3-0

69-64 W at Md. Eastern Shore (1/13/20)

83-82 W at S.C. State-2OT (2/29/20)

71-68 W vs. Bethune-Cookman (3/2/20)

2020-21 (1 game) 1-0

85-78 W vs. Southern (11/26/20)

NOTABLE OVERTIME GAMES



2013-14 MEAC Regular Season Champions

NCCU has an all-time winning record in overtime games, holding a 29-20 mark. The Eagles once held a seven-game win streak in overtime contests, including the dramatic nationally-televised 64-57 win over Savannah State that clinched NCCU's first MEAC regular-season championship in the Division I era. A resilient SSU team forced the game into an extra frame, but NCCU closed the game on a 9-2 run led by team captains Jeremy Ingram (above, left) with 17 points, and Emanuel Chapman (above, right) with 14 points and seven assists. Jordan Parks added 17 points and eight rebounds in the contest as well.



Eagles Defeat NC State

One of NCCU's most famous overtime wins came on Nov. 20, 2013 at PNC Arena in Raleigh, North Carolina. The Eagles visited NC State, and exited with its first win against an ACC opponent in the Division I era after a show-stopping 82-72 win over the Wolfpack. NCCU held a 33-27 lead at the half, but NCSU rallied in the second half and picked up a three-pointer with 2.7 seconds left in regulation to force overtime. Jeremy Ingram took over for the Eagles and scored nine-straight points in the overtime period on his way to finishing with a game-high 29 points, and made a school-record 19 free throws on 21 attempts. Karamo Jawara (above, right) nearly notched a double-double with 12 points and eight boards while competing in 44 of 45 minutes in the contest.

2020-21 NCCU MBB



Back Row (l-r): Michelle McLeod (Assistant Director of Operations), Carl Little (Player Development), Reggie Sharp (Assistant Coach), Jahnathan Maxwell, Kobby Ayetey, Justin Whatley, Nehemie Kabeya, Cameron Bowles, Deven Palmer, Nigel Thomas (Assistant Coach), Garrett Bridges (Director of Operations) **Front Row (l-r):** Lawrence Todman, Ty Graves, Justin Wright, Jamir Moultrie, LeVelle Moton (Head Coach), Jordan Perkins, C.J. Keyser, Mike Melvin, Nicolas Fennell **Not Pictured:** Brian Graves (Assistant Coach)

No.	Name	Pos.	Ht.	Wt.	Yr.	Hometown/High School/Last School
0	Jamir Moultrie	G	5-11	180	R-Jr.	Washington, D.C./La Salle
1	Mike Melvin	G	5-11	160	Sr.	Fayetteville, N.C./Brunswick C.C.
2	Justin Wright	G	6-1	210	Fr.	Greenville, N.C./Farmville Central
3	Ty Graves	G	5-10	160	R-Sr.	Greensboro, N.C./Saint Louis
4	Alex Caldwell	G	5-11	165	Jr.	Columbia, S.C./SE Missouri State
5	Deven Palmer	G	6-4	185	Sr.	Hyde Park, Mass./Tallahassee C.C.
11	Cameron Bowles	F	6-6	190	R-Jr.	Chicago, Ill./Chicago State
12	Jordan Perkins	PG	6-1	190	Sr.	Greensboro, N.C./Greensboro Day School
13	Justin Whatley	F/C	6-8	240	R-Jr.	Chesapeake, Va./East Carolina
21	Kobby Ayetey	F	6-6	210	Sr.	Accra, Ghana/Baltimore City C.C.
22	C.J. Keyser	G	6-3	190	R-Sr.	Baltimore, Md./Wichita State
23	Jahnathan Maxwell	F	6-6	250	R-Sr.	Virginia Beach, Va./Iona
24	Nicolas Fennell	G/F	6-4	160	R-Jr.	Bowie, Md./Archbishop Carroll
25	Nehemie Kabeya	F	6-9	235	Jr.	Ngaliema, Democratic Republic of the Congo/Coll. of Southern Idaho

HEAD COACH: LeVelle Moton (12th Season)

ASSISTANT COACH: Brian Graves

ASSISTANT COACH: Reggie Sharp

ASSISTANT COACH: Nigel Thomas

DIRECTOR OF BASKETBALL OPERATIONS: Garrett Bridges

BASKETBALL OPERATIONS ASSISTANT: Michelle McLeod

PLAYER DEVELOPMENT: Carl Little

2020-21 NCCU MBB

RECORD:	OVERALL	HOME	AWAY	NEUTRAL
ALL GAMES	5-9	4-2	0-6	1-1
CONFERENCE	3-5	3-2	0-3	0-0
NON-CONFERENCE	2-4	1-0	0-3	1-1

#	Player	gp-gs	min	avg	Total		3-Point		F-Throw		Rebounds				pf	dq	a	to	blk	stl	pts	avg
					fg-fga	fg%	3fg-fga	3fg%	ft-fa	ft%	off	def	tot	avg								
22	KEYSER,C.J.	14-9	434	31.0	88-192	.458	18-54	.333	38-55	.691	9	42	51	3.6	37	1	21	33	6	14	232	16.6
05	PALMER,Deven	14-5	307	21.9	46-114	.404	26-68	.382	23-37	.622	12	43	55	3.9	27	0	6	16	8	11	141	10.1
00	MOULTRIE,Jamir	11-5	232	21.1	36-88	.409	20-45	.444	15-19	.789	3	9	12	1.1	24	1	9	13	1	5	107	9.7
24	FENNELL,Nicolas	12-12	347	28.9	31-65	.477	5-17	.294	27-32	.844	14	27	41	3.4	36	2	12	22	4	12	94	7.8
23	MAXWELL,Jahnathan	8-3	169	21.1	19-52	.365	3-16	.188	10-17	.588	12	18	30	3.8	21	0	4	10	3	3	51	6.4
13	WHATLEY,Justin	9-8	223	24.8	19-45	.422	8-19	.421	10-14	.714	11	29	40	4.4	23	0	13	13	5	6	56	6.2
12	PERKINS,Jordan	14-14	336	24.0	28-57	.491	1-4	.250	22-35	.629	10	42	52	3.7	25	0	59	33	0	17	79	5.6
01	MELVIN,Mike	12-0	191	15.9	16-35	.457	3-5	.600	13-18	.722	7	17	24	2.0	20	1	30	27	0	13	48	4.0
11	BOWLES,Cameron	10-1	121	12.1	14-24	.583	0-0	.000	10-15	.667	12	4	16	1.6	14	1	2	3	3	4	38	3.8
04	CALDWELL,Alex	6-0	62	10.3	7-24	.292	2-12	.167	6-6	1.000	0	8	8	1.3	4	0	1	4	2	0	22	3.7
21	AYETAY,Kobby	9-1	104	11.6	10-25	.400	2-9	.222	0-0	.000	5	12	17	1.9	17	1	0	4	3	3	22	2.4
03	GRAVES,Ty	14-4	146	10.4	9-36	.250	6-22	.273	2-2	1.000	3	6	9	0.6	14	0	4	5	2	3	26	1.9
02	WRIGHT,Justin	12-3	66	5.5	6-25	.240	1-9	.111	3-6	.500	5	14	19	1.6	9	0	8	4	1	9	16	1.3
25	KABEYA,Nehemie	9-5	87	9.7	4-9	.444	0-0	.000	2-5	.400	6	13	19	2.1	22	2	0	10	1	2	10	1.1
Team													22	31	53			8				
Total.....		14	2825		333-791	.421	95-280	.339	181-261	.693	131	315	446	31.9	293	9	169	205	39	102	942	67.3
Opponents.....		14	2825		346-771	.449	94-275	.342	217-299	.726	154	368	522	37.3	256	-	201	215	46	91	1003	71.6

TEAM STATISTICS	NCCUM	OPP	Date	Opponent	Score	Att.	
SCORING	942	1003	11/25/20	at Iowa	L	67-97	535
Points per game	67.3	71.6	11/26/20	vs Southern U.	Wot	85-78	227
Scoring margin	-4.4	-	12/07/20	at Coastal Carolina	L	71-78	145
FIELD GOALS-ATT	333-791	346-771	12/12/20	at North Carolina	L	67-73	0
Field goal pct	.421	.449	01/29/21	CARVER	w	94-61	15
3 POINT FG-ATT	95-280	94-275	* 02/01/21	SOUTH CAROLINA ST.	w	91-77	15
3-point FG pct	.339	.342	* 02/02/21	SOUTH CAROLINA ST.	w	64-63	15
3-pt FG made per game	6.8	6.7	* 02/08/21	at Florida A&M	L	50-59	0
FREE THROWS-ATT	181-261	217-299	* 02/09/21	at Florida A&M	L	47-60	0
Free throw pct	.693	.726	* 02/24/21	N.C. A&T	L	63-79	75
F-Throws made per game	12.9	15.5	* 02/27/21	at N.C. A&T	L	53-55	0
REBOUNDS	446	522	* 03/03/21	FLORIDA A&M	L	58-65	100
Rebounds per game	31.9	37.3	* 03/04/21	FLORIDA A&M	w	74-71	100
Rebounding margin	-5.4	-	3/11/21	vs Norfolk St.	L	58-87	0
ASSISTS	169	201					
Assists per game	12.1	14.4					
TURNOVERS	205	215					
Turnovers per game	14.6	15.4					
Turnover margin	+0.7	-					
Assist/turnover ratio	0.8	0.9					
STEALS	102	91					
Steals per game	7.3	6.5					
BLOCKS	39	46					
Blocks per game	2.8	3.3					
ATTENDANCE	320	907					
Home games-Avg/Game	6-53	6-113					
Neutral site-Avg/Game	-	2-114					

* - Conference game

Score by Periods	1st	2nd	OT	Totals
N.C. Central	459	467	16	942
Opponents	472	522	9	1003

2019-20 NCCU MBB



Back Row (l-r): Michelle McLeod (Assistant Director of Operations), Garrett Bridges (Director of Operations), Carl Little (Player Development), Nicolas Fennell, Kobby Ayetey, Justin Whatley, Evan Clayborne, Jibri Blount, Brian Graves (Assistant Coach), Reggie Sharp (Assistant Coach), Nigel Thomas (Assistant Coach) **Front Row (l-r):** Ty Graves, Deven Palmer, C.J. Keyser, LeVelle Moton (Head Coach), Jordan Perkins, Randy Miller Jr., Mike Melvin

No.	Name	Pos.	Ht.	Wt.	Yr.	Hometown/High School/Last School
1	Mike Melvin	G	5-11	160	Jr.	Fayetteville, N.C./Brunswick C.C.
2	Jibri Blount	F	6-7	230	R-Sr.	Pittsburgh, Pa./Cleveland State
3	Ty Graves	G	5-10	160	R-Jr.	Greensboro, N.C./Saint Louis
4	Joshua Dawkins	G	5-9	160	Fr.	Miami, Fla./Coral Gables H.S.
5	Deven Palmer	G	6-4	180	Jr.	Hyde Park, Mass./Tallahassee C.C.
10	Evan Clayborne	F/C	6-6	230	R-Jr.	Dayton, Ohio/Cleveland State
11	Randy Miller, Jr.	G	6-2	190	Sr.	Odenton, Md./Moberly Area C.C.
12	Jordan Perkins	PG	6-1	190	Jr.	Greensboro, N.C./Greensboro Day School
13	Justin Whatley	F/C	6-8	235	R-So.	Chesapeake, Va./East Carolina
21	Kobby Ayetey	F	6-6	210	Jr.	Apam, Ghana/Baltimore City C.C.
22	C.J. Keyser	G	6-3	190	R-Jr.	Baltimore, Md./Wichita State
23/25	Xavier McCoy	F	6-2	215	R-Jr.	Warsaw, N.C./Brunswick C.C.
24	Nicolas Fennell	G/F	6-3	160	R-So.	Bowie, Md./Archbishop Carroll

HEAD COACH: LeVelle Moton (11th Season)

ASSISTANT COACH: Brian Graves

ASSISTANT COACH: Reggie Sharp

ASSISTANT COACH: Nigel Thomas

DIRECTOR OF BASKETBALL OPERATIONS: Garrett Bridges

BASKETBALL OPERATIONS ASSISTANT: Michelle McLeod

PLAYER DEVELOPMENT: Carl Little

2019-20 NCCU MBB

RECORD:	OVERALL	HOME	AWAY	NEUTRAL
ALL GAMES	18-13	12-0	5-13	1-0
CONFERENCE	13-3	8-0	5-3	0-0
NON-CONFERENCE	5-10	4-0	0-10	1-0

#	Player	gp-gs	min	avg	Total		3-Point		F-Throw		Rebounds				pf	dq	a	to	blk	stl	pts	avg
					fg-fga	fg%	3fg-fga	3fg%	ft-fa	ft%	off	def	tot	avg								
02	BLOUNT, Jibri	31-31	1141	36.8	218-415	.525	24-73	.329	136-191	.712	79	215	294	9.5	86	3	51	100	18	68	596	19.2
11	MILLER JR, Randy	8-8	236	29.5	32-86	.372	16-42	.381	34-39	.872	3	16	19	2.4	12	0	7	25	1	7	114	14.3
22	KEYSER, C.J.	23-9	591	25.7	98-190	.516	27-65	.415	44-61	.721	11	50	61	2.7	60	2	34	46	8	15	267	11.6
05	PALMER, Deven	27-12	486	18.0	65-178	.365	31-121	.256	27-50	.540	24	83	107	4.0	42	0	19	23	7	23	188	7.0
12	PERKINS, Jordan	31-25	894	28.8	83-181	.459	8-39	.205	37-62	.597	12	72	84	2.7	65	3	154	86	5	39	211	6.8
03	GRAVES, Ty	31-11	699	22.5	71-234	.303	45-156	.288	13-16	.813	8	36	44	1.4	38	0	20	27	4	18	200	6.5
24	FENNELL, Nicolas	27-23	656	24.3	58-132	.439	8-36	.222	46-64	.719	39	72	111	4.1	69	2	37	38	2	34	170	6.3
10	CLAYBORNE, Evan	30-15	577	19.2	58-88	.659	0-0	.000	23-62	.371	43	76	119	4.0	58	1	13	34	32	16	139	4.6
13	WHATLEY, Justin	22-15	403	18.3	39-84	.464	11-37	.297	12-20	.600	17	40	57	2.6	70	4	19	25	11	14	101	4.6
01	MELVIN, Mike	30-6	408	13.6	49-102	.480	6-20	.300	10-18	.556	13	28	41	1.4	62	3	63	46	0	21	114	3.8
21	AYETEV, Kobby	22-0	183	8.3	25-44	.568	6-19	.316	4-8	.500	18	21	39	1.8	26	0	10	10	6	13	60	2.7
04	DAWKINS, Joshua	9-0	22	2.4	1-7	.143	0-1	.000	0-0	.000	0	1	1	0.1	1	0	2	1	0	0	2	0.2
23	Xavier McCoy	3-0	4	1.3	0-1	.000	0-0	.000	0-0	.000	0	1	1	0.3	0	0	0	0	0	0	0	0.0
Team											36	59	95				18					
Total.....		31	6300		797-1742	.458	182-609	.299	386-591	.653	303	770	1073	34.6	589	18	429	479	94	268	2162	69.7
Opponents.....		31	6300		723-1769	.409	205-686	.299	394-563	.700	363	743	1106	35.7	522	-	373	534	93	196	2045	66.0

TEAM STATISTICS	NCCUM	OPP	Date	Opponent	Score	Att.			
SCORING	2162	2045	11/09/19	at SFA	L 64-94	3167			
Points per game	69.7	66.0	11/11/19	USC UPSTATE	W 73-64	973			
Scoring margin	+3.8	-	11/15/19	at Akron	L 47-57	2103			
FIELD GOALS-ATT	797-1742	723-1769	11/17/19	at Louisville	L 58-87	14874			
Field goal pct	.458	.409	11/19/19	at Youngstown St.	L 60-66	1564			
3 POINT FG-ATT	182-609	205-686	11/21/19	BLUEFIELD ST.	W 68-44	633			
3-point FG pct	.299	.299	11/26/19	at Southern Ill.	L 48-64	3620			
3-pt FG made per game	5.9	6.6	12/02/19	at Wofford	L 59-77	1241			
FREE THROWS-ATT	386-591	394-563	12/04/19	at Georgia	L 59-95	7738			
Free throw pct	.653	.700	12/07/19	at Charleston So.	L 53-58	622			
F-Throws made per game	12.5	12.7	12/11/19	CHRISTENDOM	W 109-28	212			
REBOUNDS	1073	1106	12/14/19	at Coastal Carolina	L 71-91	987			
Rebounds per game	34.6	35.7	12/17/19	at Louisiana Tech	L 60-69	2156			
Rebounding margin	-1.1	-	12/30/19	MID-ATLANTIC CHRIST.	W 108-63	478			
ASSISTS	429	373	* 01/04/20	FLORIDA A&M	W 61-45	988			
Assists per game	13.8	12.0	* 01/11/20	at Delaware St.	L 66-68	519			
TURNOVERS	479	534	* 1/13/20	at Maryland Eastern Shore	Wot 69-64	555			
Turnovers per game	15.5	17.2	* 01/18/20	at Bethune-Cookman	W 86-59	855			
Turnover margin	+1.8	-	* 1/20/20	at Florida A&M	L 57-66	407			
Assist/turnover ratio	0.9	0.7	* 01/25/20	DELAWARE ST.	W 72-45	831			
STEALS	268	196	* 02/01/20	SOUTH CAROLINA ST.	W 73-56	1229			
Steals per game	8.6	6.3	* 02/03/20	NORFOLK ST.	W 69-63	1486			
BLOCKS	94	93	* 02/08/20	at Coppin State	W 68-63	942			
Blocks per game	3.0	3.0	* 02/10/20	at MORGAN STATE	W 58-57	2108			
ATTENDANCE	13977	49635	* 02/17/20	at N.C. A&T	L 60-77	5700			
Home games-Avg/Game	12-1165	18-2758	* 02/22/20	MD. EASTERN SHORE	W 74-55	1287			
Neutral site-Avg/Game	-	1-0	* 02/24/20	HOWARD	W 80-65	1496			
Score by Periods	1st	2nd	OT	OT2	Totals				
N.C. Central	1006	1116	31	9	2162	* 2/29/20	at South Carolina State Bulldogs	Wot 83-82	477
Opponents	968	1046	23	8	2045	* 03/02/20	BETHUNE-COOKMAN	Wot 71-68	1338
						* 03/05/20	N.C. A&T	W 86-80	3026
						3/11/20	vs Delaware State	W 92-75	0

* = Conference game

2018-19 NCCU MBB



Back Row (l-r): LaRon Parks (Player Development), Eric Wilson (Assistant Coach), Nicolas Fennell, Roderick Taylor Jr., Raasean Davis, Zacarry Douglas, Jibri Blount, Larry McKnight Jr., Reggie Sharp (Assistant Coach), Luke D'Alessio (Assistant Coach), Dillon Strepay (Director of Operations) **Front Row (l-r):** Julian Walters, Randy Miller Jr., John Guerra, LeVelle Moton (Head Coach), Jordan Perkins, Rashann London, Reggie Gardner Jr.

No.	Name	Pos.	Ht.	Wt.	Yr.	Hometown/High School/Last School
0	Larry McKnight Jr.	G/F	6-4	230	R-Sr.	North Miami, Fla./Palm Beach State College
1	Zacarry Douglas	F	6-8	215	Sr.	Landover, Md./Cal State Northridge
2	Jibri Blount	G/F	6-7	225	R-Jr.	Pittsburgh, Pa./Cleveland State
3	Roderick Taylor Jr.	F	6-7	215	R-Sr.	Killeen, Texas/Louisiana-Monroe
4	Jordan Perkins	PG	6-1	190	So.	Greensboro, N.C./Greensboro Day School
5	Reggie Gardner Jr.	G/F	6-3	175	So.	Bowie, Md./Loomis Chaffee
10	Rashann London	G/F	6-2	185	R-Sr.	Philadelphia, Pa./Drexel University
11	Randy Miller Jr.	G	6-2	190	Jr.	Odenton, Md./Moberly Area C.C.
20	Julian Walters	G	5-10	175	R-Sr.	Madison, Wis./Alabama A&M
24	Nicolas Fennell	G	6-3	150	R-Fr.	Bowie, Md./Archbishop Carroll
32	Raasean Davis	C	6-9	240	R-Sr.	Chicago, Ill./Kent State University
55	John Guerra	G/F	6-1	205	Sr.	Cary, N.C./Navy

HEAD COACH: LeVelle Moton (10th Season)

ASSISTANT COACH: Luke D'Alessio

ASSISTANT COACH: Reggie Sharp

ASSISTANT COACH: Eric Wilson

DIRECTOR OF BASKETBALL OPERATIONS: Dillon Strepay

PLAYER DEVELOPMENT: LaRon Parks

2018-19 NCCU MBB

RECORD:	OVERALL	HOME	AWAY	NEUTRAL
ALL GAMES	18-16	10-2	4-12	4-2
CONFERENCE	10-6	6-2	4-4	0-0
NON-CONFERENCE	8-10	4-0	0-8	4-2

#	Player	gp-gs	min	avg	Total		3-Point		F-Throw		Rebounds			pf	dq	a	to	blk	stl	pts	avg			
					fg-fga	fg%	3fg-fga	3fg%	ft-fa	ft%	off	def	tot											
32	DAVIS, Raasean	34-34	1009	29.7	213-330	.645	0-0	.000	76-108	.704	116	194	310	9.1	96	4	17	71	42	29	502	14.8		
11	MILLER JR, Randy	34-32	972	28.6	139-332	.419	66-178	.371	109-135	.807	13	68	81	2.4	66	1	64	67	1	29	453	13.3		
02	BLOUNT, Jibri	24-0	525	21.9	87-177	.492	15-52	.288	53-72	.736	37	69	106	4.4	46	0	38	61	10	23	242	10.1		
00	McKNIGHT JR, Larry	34-34	950	27.9	115-259	.444	31-102	.304	69-96	.719	38	77	115	3.4	85	2	32	60	3	17	330	9.7		
01	DOUGLAS, Zacarry	34-34	932	27.4	111-257	.432	32-102	.314	48-69	.696	59	205	264	7.8	77	2	44	46	19	26	302	8.9		
05	GARDNER JR, Reggie	33-0	566	17.2	64-189	.339	40-129	.310	23-34	.676	12	19	31	0.9	41	1	45	38	3	10	191	5.8		
10	LONDON, Rashann	21-11	376	17.9	30-75	.400	1-7	.143	19-32	.594	12	25	37	1.8	28	0	54	39	0	4	80	3.8		
04	PERKINS, Jordan	29-20	608	21.0	37-117	.316	7-29	.241	25-36	.694	21	50	71	2.4	59	1	125	64	7	25	106	3.7		
20	WALTERS, Julian	34-4	422	12.4	40-111	.360	20-64	.313	19-22	.864	10	65	75	2.2	39	0	81	24	1	18	119	3.5		
24	FENNELL, Nicolas	24-0	186	7.8	20-31	.645	5-12	.417	11-20	.550	12	20	32	1.3	30	0	14	10	3	15	56	2.3		
55	GUERRA, John	23-1	148	6.4	10-32	.313	4-18	.222	8-15	.533	7	6	13	0.6	15	0	11	10	0	5	32	1.4		
03	TAYLOR JR, Roderick	23-0	130	5.7	8-12	.667	0-0	.000	0-2	.000	5	22	27	1.2	28	0	1	11	4	6	16	0.7		
Team											62	47	109											
Total.....		34	6824		874-1922	.455	221-693	.319	460-641	.718	404	867	1271	37.4	610	11	526	515	93	207	2429	71.4		
Opponents.....		34	6824		831-1911	.435	213-672	.317	391-582	.672	315	733	1048	30.8	550	-	442	450	123	198	2266	66.6		

TEAM STATISTICS	NCCUM	OPP	Date	Opponent	Score	Att.
SCORING	2429	2266	11/09/18	at Clemson	L 51-71	7208
Points per game	71.4	66.6	11/13/18	at Cincinnati	L 51-73	10037
Scoring margin	+4.8	-	11/15/18	at Bowling Green	L 60-75	1363
FIELD GOALS-ATT	874-1922	831-1911	11/18/18	WARREN WILSON	w 123-57	923
Field goal pct	.455	.435	11/20/18	at George Mason	L 63-78	2603
3 POINT FG-ATT	221-693	213-672	11/23/18	vs Nicholls State University	L 63-77	135
3-point FG pct	.319	.317	11/24/18	vs Southern University	w 83-71	115
3-pt FG made per game	6.5	6.3	11/28/18	CHRISTENDOM	w 110-51	558
FREE THROWS-ATT	460-641	391-582	12/01/18	MCNEESE	w 67-66	1076
Free throw pct	.718	.672	12/8/18	at Appalachian State	L 73-82	827
F-Throws made per game	13.5	11.5	12/13/18	at McNeese	L 61-77	1973
REBOUNDS	1271	1048	12/16/18	at Coastal Caro.	L 65-69	750
Rebounds per game	37.4	30.8	12/19/18	at Saint Louis	L 65-74	6678
Rebounding margin	+6.6	-	12/30/18	WILBERFORCE	w 91-44	320
ASSISTS	526	442	* 01/05/19	BETHUNE-COOKMAN	w 68-59	1057
Assists per game	15.5	13.0	** 1/12/19	at Maryland Eastern Shore	w 61-48	714
TURNOVERS	515	450	* 01/14/19	at Delaware State	w 71-70	532
Turnovers per game	15.1	13.2	* 01/19/19	COPPIN STATE	L 60-64	1028
Turnover margin	-1.9	-	* 01/21/19	MORGAN STATE	w 92-64	1171
Assist/turnover ratio	1.0	1.0	* 01/26/19	NORTH CAROLINA A&T	L 48-51	3043
STEALS	207	198	* 1/28/19	at Savannah State	w 82-78	2105
Steals per game	6.1	5.8	* 02/02/19	at Bethune-Cookman	L 64-74	699
BLOCKS	93	123	* 2/4/19	at Florida A&M	L 57-73	5317
Blocks per game	2.7	3.6	* 02/09/19	MD. EASTERN SHORE	w 78-53	1622
ATTENDANCE	15237	50766	* 02/11/19	DELAWARE STATE	w 87-52	1341
Home games-Avg/Game	12-1270	16-3157	* 02/16/19	at Norfolk State	Lot 71-75	3868
Neutral site-Avg/Game	-	6-42	* 02/18/19	at Howard	w 98-90	2607
			* 02/23/19	SAVANNAH STATE	w 78-69	1412
			* 02/25/19	SOUTH CAROLINA ST.	w 72-62	1686
			* 3/7/19	at North Carolina A&T	L 52-74	3235
			3/14/19	vs Delaware State	w 75-57	0
			3/15/19	vs N.C. A&T	w 65-63	0
			3/16/19	vs Norfolk State	w 50-47	0
			03/20/19	vs North Dakota St.	L 74-78	0

* = Conference game

2017-18 NCCU MBB



Back Row (l-r): LaRon Parks (Director of Operations), Eric Wilson (Assistant Coach), Pablo Rivas, Dominique Reid, Raasean Davis, Zacarry Douglas, Marius McAllister, Larry McKnight Jr., Reggie Sharp (Assistant Coach), Luke D'Alessio (Assistant Coach)
Front Row (l-r): C.J. Wiggins, Alex Mills, John Guerra, Reggie Gardner Jr., LeVelle Moton (Head Coach), Brandon Goldsmith, Jordan Perkins, Alston Jones, Raekwon Harney

No.	Name	Pos.	Ht.	Wt.	Yr.	Hometown/High School/Last School
0	Larry McKnight Jr.	G/F	6-4	230	R-Jr.	North Miami, Fla./Palm Beach State College
1	C.J. Wiggins	PG	6-0	185	Jr.	Richmond, Va./Benedictine Prep
2	Zacarry Douglas	F	6-8	215	Jr.	Landover, Md./Cal State Northridge
3	Brandon Goldsmith	G/F	6-5	195	Jr.	Raleigh, N.C./Walters State C.C.
4	Jordan Perkins	PG	6-1	190	Fr.	Greensboro, N.C./Greensboro Day School
5	Reggie Gardner Jr.	G/F	6-3	180	Fr.	Bowie, Md./Loomis Chaffee
11	Alston Jones	PG	6-0	185	Jr.	Kansas City, Mo./Daytona State College
12	Alex Mills	G/F	6-1	185	R-Jr.	Laurens, S.C./McLennan C.C.
13	Pablo Rivas	F	6-6	200	Sr.	Colón, Panama/Sheridan College
14	Raekwon Harney	PG	5-10	170	R-Sr.	Winston-Salem, N.C./Louisburg College
21	Marius McAllister	F	6-5	205	R-Sr.	Durham, N.C./Hillside HS
22	Dominique Reid	F/C	6-8	235	R-Sr.	Sicklerville, N.J./Niagara University
32	Raasean Davis	C	6-9	240	R-Jr.	Chicago, Ill./Kent State University
55	John Guerra	G/F	6-2	205	Jr.	Cary, N.C./Navy

HEAD COACH: LeVelle Moton (Ninth Season)

ASSISTANT COACH: Luke D'Alessio

ASSISTANT COACH: Reggie Sharp

ASSISTANT COACH: Eric Wilson

DIRECTOR OF BASKETBALL OPERATIONS: LaRon Parks

2017-18 NCCU MBB

Overall record: 19-16 Conf: 9-7 Home: 12-2 Away: 3-13 Neutral: 4-1

#	Player	gp-gs	min	avg	Total		3-Point		F-Throw		Rebounds			pf	dq	a	to	blk	stl	pts	avg	
					fg-fga	fg%	3fg-fga	3fg%	ft-fa	ft%	off	def	tot									
32	DAVIS, Raasean	35-35	1015	29.0	233-347	.671	0-1	.000	64-109	.587	102	180	282	8.1	83	2	15	70	35	20	530	15.1
13	RIVAS, Pablo	33-2	878	26.6	150-303	.495	42-121	.347	43-57	.754	62	170	232	7.0	95	3	33	38	35	25	385	11.7
05	GARDNER JR, Reggie	35-35	1027	29.3	122-357	.342	76-234	.325	57-75	.760	17	45	62	1.8	60	0	57	38	6	13	377	10.8
04	PERKINS, Jordan	35-25	954	27.3	103-234	.440	21-54	.389	65-91	.714	24	78	102	2.9	99	3	190	95	9	21	292	8.3
00	McKNIGHT JR, Larry	34-0	561	16.5	70-189	.370	24-77	.312	37-53	.698	34	45	79	2.3	63	2	11	32	5	22	201	5.9
01	WIGGINS, C.J.	25-8	373	14.9	38-101	.376	15-46	.326	25-36	.694	3	19	22	0.9	10	0	54	25	0	18	116	4.6
22	REID, Dominique	33-0	366	11.1	60-104	.577	1-2	.500	29-45	.644	32	76	108	3.3	58	0	13	41	7	3	150	4.5
11	JONES, Alston	23-2	316	13.7	38-84	.452	6-8	.750	21-25	.840	4	21	25	1.1	39	2	45	41	1	3	103	4.5
03	GOLDSMITH, Brandon	26-20	425	16.3	39-99	.394	4-19	.211	24-38	.632	15	53	68	2.6	44	1	20	34	5	17	106	4.1
02	DOUGLAS, Zacarry	32-27	414	12.9	49-103	.476	12-35	.343	19-28	.679	36	99	135	4.2	48	2	19	27	12	4	129	4.0
55	GUERRA, John	23-15	275	12.0	22-61	.361	8-24	.333	22-29	.759	16	20	36	1.6	25	0	14	10	0	9	74	3.2
14	HARNEY, Raekwon	22-0	258	11.7	15-48	.313	3-13	.231	1-6	.167	3	22	25	1.1	17	0	59	25	0	19	34	1.5
21	McALLISTER, Marius	17-6	141	8.3	9-20	.450	0-0	.000	2-4	.500	8	22	30	1.8	10	0	15	8	2	5	20	1.2
12	MILLS, Alex	8-0	21	2.6	1-10	.100	0-6	.000	1-1	1.000	0	1	1	0.1	0	0	0	0	0	0	3	0.4
Team											59	70	129									11
Total.....		35	7024		949-2060	.461	212-640	.331	410-597	.687	415	921	1336	38.2	651	15	545	495	117	179	2520	72.0
Opponents.....		35	7024		846-2030	.417	259-786	.330	474-663	.715	363	805	1168	33.4	547	-	462	423	105	181	2425	69.3

TEAM STATISTICS	NCCUM	OPP	Date	Opponent	Score	Att.
SCORING	2520	2425	11/10/17	at UIC	L 55-65	2788
Points per game	72.0	69.3	11/13/17	at Evansville	L 55-68	6048
Scoring margin	+2.7	-	11/15/17	at UT Martin	L 57-74	1274
FIELD GOALS-ATT	949-2060	846-2030	11/17/17	WARREN WILSON	w 101-76	648
Field goal pct	.461	.417	11/19/17	SOUTHERN	w 80-67	803
3 POINT FG-ATT	212-640	259-786	11/22/17	at Marshall	L 84-92	4572
3-point FG pct	.331	.330	11/24/17	at Illinois	L 73-86	11004
3-pt FG made per game	6.1	7.4	11-26-17	at Southeast Missouri	w 77-70	645
FREE THROWS-ATT	410-597	474-663	11/30/17	CHRISTENDOM	w 116-38	826
Free throw pct	.687	.715	12/02/17	SOUTHEAST MISSOURI	L 77-86	873
F-Throws made per game	11.7	13.5	12/09/17	at George Mason	L 65-77	3489
REBOUNDS	1336	1168	12/11/17	at Grand Canyon	L 59-64	6276
Rebounds per game	38.2	33.4	12/14/17	MCNEESE	w 77-71	377
Rebounding margin	+4.8	-	12/30/17	ST. ANDREWS	w 75-55	431
ASSISTS	545	462	* 01/03/18	at Delaware State	w 65-62	249
Assists per game	15.6	13.2	* 01/08/18	NORFOLK STATE	w 64-63	1386
TURNOVERS	495	423	* 01/13/18	COPPIN STATE	w 81-61	1889
Turnovers per game	14.1	12.1	* 01/15/18	MORGAN STATE	w 77-63	1377
Turnover margin	-2.1	-	* 01/20/18	at Howard	Lot 78-84	852
Assist/turnover ratio	1.1	1.1	* 01/22/18	at Md. Eastern Shore	w 63-60	979
STEALS	179	181	* 01/27/17	at N.C. A&T	L 64-70	5700
Steals per game	5.1	5.2	* 02/03/18	DELAWARE STATE	w 72-61	1623
BLOCKS	117	105	* 02/05/18	HAMPTON	L 70-86	1474
Blocks per game	3.3	3.0	* 2/10/18	at Florida A&M	L 56-65	1879
ATTENDANCE	17687	49276	* 02/12/18	at Bethune-Cookman	L 81-99	876
Home games-Avg/Game	14-1263	16-3080	* 02/17/18	MD. EASTERN SHORE	w 77-49	1322
Neutral site-Avg/Game	-	5-0	* 02/19/18	HOWARD	w 83-66	1622
			* 2/24/18	at S.C. State	L 79-102	655
			* 02/26/18	at Savannah State	L 75-85	1990
			* 03/01/18	N.C. A&T	w 70-59	3036
			3/6/18	vs Coppin State	w 60-48	0
			3/8/18	vs Savannah State	w 58-56	0
			3/9/18	vs Morgan State	w 79-70	0
			3/10/18	vs Hampton	w 71-63	0
			3/14/18	vs Texas Southern	L 46-64	0

* - Conference game

2016-17 NCCU MBB



Back Row (l-r): Dan Tharp (Director of Operations), Eric Wilson (Assistant Coach), Marius McAllister, Pablo Rivas, Kyle Benton, Will Ransom, Michael Wolfe, Del'vin Dickerson, John Guerra, Reggie Sharp (Assistant Coach), Luke D'Alessio (Assistant Coach) **Front Row (l-r):** C.J. Wiggins, Ron Trapps, Dajuan Graf, LeVelle Moton (Head Coach), Patrick Cole, Rashaun Madison, Raekwon Harney

No.	Name	Pos.	Ht.	Wt.	Yr.	Hometown/High School/Last School
1	C.J. Wiggins	G	5-11	170	So.	Richmond, Va./Benedictine Prep
3	Rashaun Madison	G	6-0	175	R-Sr.	Norfolk, Va./New Mexico Junior College
5	Del'vin Dickerson	F	6-5	215	R-Sr.	Houston, Texas/Bowling Green
10	Dajuan Graf	G	6-0	185	R-Sr.	Charlotte, N.C./Florida Gulf Coast University
11	Patrick Cole	G	6-5	210	R-Sr.	Newark, N.J./Siena College
13	Pablo Rivas	F	6-6	210	Jr.	Phoenix, Ariz./Sheridan College
21	Marius McAllister	F	6-4	205	R-Jr.	Durham, N.C./Hillside HS
25	Kyle Benton	F	6-7	230	Sr.	Long Beach, Calif./San Bernardino Valley C.C.
33	Ron Trapps	G	6-4	200	R-Sr.	Lancaster, S.C./Coastal Carolina University
34	Michael Wolfe	F	6-8	195	Jr.	Germantown, Md./South Plains College
42	Will Ransom	F	6-8	230	R-Sr.	Fort Worth, Texas/Illinois State University
55	John Guerra	G	6-2	205	So.	Cary, N.C./Navy

HEAD COACH: LeVelle Moton (Eighth Season)

ASSISTANT COACH: Luke D'Alessio

ASSISTANT COACH: Reggie Sharp

ASSISTANT COACH: Eric Wilson

DIRECTOR OF BASKETBALL OPERATIONS: Dan Tharp

2016-17 NCCU MBB

RECORD:	OVERALL	HOME	AWAY	NEUTRAL
ALL GAMES	25-9	11-2	11-6	3-1
CONFERENCE	13-3	6-2	7-1	0-0
NON-CONFERENCE	12-6	5-0	4-5	3-1

#	Player	Total		3-Point		F-Throw		Rebounds		PF		DQ		A		T		PTS		AVG		
		gp-gs	min	avg	fg-fga	fg%	3fg-fga	3fg%	ft-fa	ft%	off	def	tot	avg	pf	dq	a	to	blk		stl	pts
11	COLE, Patrick	33-32	1166	35.3	203-529	.384	66-194	.340	164-217	.756	39	191	230	7.0	79	0	184	124	8	31	636	19.3
10	GRAF, Dajuan	34-34	1207	35.5	176-360	.489	32-81	.395	103-132	.780	21	97	118	3.5	67	2	178	93	1	40	487	14.3
03	MADISON, Rashaun	34-34	998	29.4	110-304	.362	90-269	.335	17-31	.548	9	66	75	2.2	69	0	26	26	0	41	327	9.6
25	BENTON, Kyle	24-18	716	29.8	90-145	.621	0-0	.000	43-87	.494	86	115	201	8.4	56	1	12	23	30	20	223	9.3
05	DICKERSON, Del'vin	34-34	683	20.1	103-196	.526	14-50	.280	53-86	.616	48	110	158	4.6	81	2	15	33	17	21	273	8.0
13	RIVAS, Pablo	34-0	626	18.4	99-153	.647	11-27	.407	29-41	.707	48	102	150	4.4	84	2	12	23	24	15	238	7.0
33	TRAPPS, Ron	34-2	565	16.6	62-179	.346	37-120	.308	18-24	.750	20	63	83	2.4	39	0	22	22	2	18	179	5.3
42	RANSOM, Will	32-15	543	17.0	43-74	.581	0-0	.000	8-20	.400	60	78	138	4.3	75	4	3	27	30	14	94	2.9
01	WIGGINS, C.J.	24-0	154	6.4	13-39	.333	2-9	.222	17-23	.739	4	9	13	0.5	12	0	22	13	0	5	45	1.9
21	McALLISTER, Marius	8-0	42	5.3	4-6	.667	0-1	.000	2-3	.667	4	4	8	1.0	5	0	2	4	0	1	10	1.3
34	WOLFE, Michael	17-1	60	3.5	6-13	.462	2-8	.250	5-8	.625	2	8	10	0.6	12	0	0	2	1	1	19	1.1
00	HARNEY, Raekwon	4-0	18	4.5	1-6	.167	1-2	.500	0-2	.000	0	0	0	0.0	4	0	3	1	0	1	3	0.8
55	GUERRA, John	11-0	22	2.0	0-1	.000	0-0	.000	8-10	.800	4	2	6	0.5	4	0	1	1	0	1	8	0.7
Team											52	69	121		1		14					
Total.....		34	6800		910-2005	.454	255-761	.335	467-684	.683	397	914	1311	38.6	588	11	480	406	113	209	2542	74.8
Opponents.....		34	6800		788-2007	.393	210-724	.290	373-576	.648	416	810	1226	36.1	608	-	359	474	92	155	2159	63.5

TEAM STATISTICS	NCCUM	OPP	Date	Opponent	Score	Att.	
SCORING	2542	2159	11/12/16	at Marshall	L 69-81	5375	
Points per game	74.8	63.5	11/14/16	at Ohio State	L 63-69	9787	
Scoring margin	+11.3	-	11/16/16	at Western Carolina	w 67-59	1495	
FIELD GOALS-ATT	910-2005	788-2007	11/18/16	JACKSON STATE	w 84-75	1979	
Field goal pct	.454	.393	11/26/16	at Northern Kentucky	w 82-74	2141	
3 POINT FG-ATT	255-761	210-724	11-28-16	at Mizzou	w 62-52	4123	
3-point FG pct	.335	.290	12/01/16	SOUTHERN WESLEYAN	w 92-55	1278	
3-pt FG made per game	7.5	6.2	12/03/16	at East Carolina	L 56-69	4638	
FREE THROWS-ATT	467-684	373-576	12/06/16	LIU BROOKLYN	w 79-56	772	
Free throw pct	.683	.648	12/10/16	at Coastal Carolina	L 67-70	1907	
F-Throws made per game	13.7	11.0	12/13/16	at LSU	L 66-70	6415	
REBOUNDS	1311	1226	12/17/16	at McNeese	w 74-66	597	
Rebounds per game	38.6	36.1	12/28/16	TRUETT MCCONNELL	w 88-54	674	
Rebounding margin	+2.5	-	12/30/16	MONTREAT	w 101-66	773	
ASSISTS	480	359	* 01/10/17	DELAWARE STATE	L 68-69	859	
Assists per game	14.1	10.6	* 01/11/17	MD. EASTERN SHORE	w 69-52	1052	
TURNOVERS	406	474	* 01/14/17	at Norfolk State	w 72-57	2064	
Turnovers per game	11.9	13.9	* 01/16/17	at Hampton	w 64-51	4545	
Turnover margin	+2.0	-	* 01/23/17	HOWARD	w 74-39	1661	
Assist/turnover ratio	1.2	0.8	* 01/28/17	NORTH CAROLINA A&T	w 82-59	3210	
STEALS	209	155	* 01/30/17	at Delaware State	w 82-74	943	
Steals per game	6.1	4.6	* 2/4/2017	at MORGAN STATE	w 68-62	1103	
BLOCKS	113	92	* 02/06/17	at Coppin State	w 86-77	788	
Blocks per game	3.3	2.7	* 02/11/17	SOUTH CAROLINA ST.	w 85-62	1639	
ATTENDANCE	18781	57334	* 02/13/17	FLORIDA A&M	w 78-73	986	
Home games-Avg/Game	13-1445	17-3373	* 02/18/17	at Md. Eastern Shore	w 82-69	4837	
Neutral site-Avg/Game	-	4-0	* 02/20/17	at Howard	w 66-59	876	
			* 02/25/17	BETHUNE-COOKMAN	w 78-63	1622	
			* 02/27/17	SAVANNAH STATE	L 73-74	2276	
Score by Periods	1st	2nd	Totals	* 3/2/17	at North Carolina A&T	L 63-68	5700
N.C. Central	1231	1311	2542	3/8/17	vs Bethune-Cookman	w 95-60	0
Opponents	996	1163	2159	3/10/17	vs Md. Eastern Shore	w 77-49	0
				3/11/17	vs Norfolk State	w 67-59	0
				3/15/17	vs UC Davis	L 63-67	0

* - Conference game

2015-16 NCCU MBB



Back Row (l-r): Christian Gray (Player Development), Eric Wilson (Assistant Coach), Dante Holmes, Patrick Cole, Kyle Benton, Jay Copeland, Enoch Hood, Jeremiah Ingram, Marius McAllister, Nate Allen, Chuck Taylor (Assistant Coach), Chris Skinkis (Assistant Coach), Derrick Mallison (Director of Operations) **Front Row (l-r):** Kevin Crawford II, Dajuan Graf, A.J. Lynch, LeVelle Moton (Head Coach), Jamal Ferguson, Rashaun Madison, C.J. Wiggins

No.	Name	Pos.	Ht.	Wt.	Yr.	Hometown/High School/Last School
0	Dante Holmes	G	6-3	190	R-Sr.	Baltimore, Md./Florida Gulf Coast University
1	Jay Copeland	F	6-7	255	R-Sr.	Suffolk, Va./Ball State University
3	Rashaun Madison	G	6-0	175	R-Jr.	Norfolk, Va./New Mexico Junior College
4	Kevin Crawford II	G	6-1	160	Jr.	Blythewood, S.C./Blythewood HS
10	C.J. Wiggins	G	5-11	170	Fr.	Richmond, Va./Benedictine Prep
11	Patrick Cole	G	6-5	225	R-Jr.	Newark, N.J./Siena College
12	Jeremiah Ingram	F	6-7	210	Sr.	Detroit, Mich./Colby Community College
13	Enoch Hood	F	6-9	205	R-Sr.	Norfolk, Va./James Madison University
22	Kyle Benton	F	6-7	230	R-Jr.	Long Beach, Calif./San Bernardino Valley C.C.
23	Nate Allen	G	6-4	205	R-Fr.	Toledo, Ohio./Bowsher HS
25	Marius McAllister	F	6-4	205	R-So.	Durham, N.C./Hillside HS
35	Dajuan Graf	G	6-0	185	R-Jr.	Charlotte, N.C./Florida Gulf Coast University

HEAD COACH: LeVelle Moton (Seventh Season)

ASSISTANT COACH: Chris Skinkis

ASSISTANT COACH: Chuck Taylor

ASSISTANT COACH: Eric Wilson

GRADUATE ASSISTANT/DIRECTOR OF BASKETBALL OPERATIONS: Derrick Mallison

PLAYER DEVELOPMENT: Christian Gray

2015-16 NCCU MBB

RECORD:	OVERALL	HOME	AWAY	NEUTRAL
ALL GAMES	13-19	8-5	3-12	2-2
CONFERENCE	7-9	4-4	3-5	0-0
NON-CONFERENCE	6-10	4-1	0-7	2-2

#	Player	gp-gs	min	avg	Total		3-Point		F-Throw		Rebounds				pf	dq	a	to	blk	stl	pts	avg
					fg-fga	fg%	3fg-fga	3fg%	ft-fita	ft%	off	def	tot	avg								
00	HOLMES,Dante	29-27	975	33.6	151-374	.404	74-197	.376	73-106	.689	28	113	141	4.9	98	7	52	60	2	29	449	15.5
01	COPELAND,Jay	11-11	232	21.1	22-38	.579	0-0	.000	17-26	.654	25	28	53	4.8	35	2	1	21	3	11	61	5.5
02	x-LYNCH,A.J.	7-3	102	14.6	5-32	.156	2-16	.125	5-8	.625	6	10	16	2.3	7	0	10	8	1	6	17	2.4
03	MADISON,Rashaun	31-17	728	23.5	79-196	.403	57-150	.380	10-16	.625	9	37	46	1.5	44	0	34	20	0	33	225	7.3
04	CRAWFORD II,Kevin	7-0	15	2.1	2-5	.400	0-1	.000	2-2	1.000	0	0	0	0.0	1	0	3	2	0	1	6	0.9
10	WIGGINS,C.J.	23-11	333	14.5	35-91	.385	3-6	.500	22-36	.611	5	21	26	1.1	17	0	51	22	0	3	95	4.1
11	COLE,Patrick	24-6	728	30.3	103-269	.383	27-86	.314	112-151	.742	20	87	107	4.5	72	0	77	67	2	20	345	14.4
12	INGRAM,Jeremiah	32-32	875	27.3	122-264	.462	18-46	.391	73-124	.589	60	138	198	6.2	119	10	32	81	15	17	335	10.5
13	HOOD,Enoch	30-21	369	12.3	34-54	.630	0-0	.000	17-26	.654	33	65	98	3.3	58	1	2	12	6	8	85	2.8
20	x-FERGUSON,Jamal	17-15	281	16.5	33-79	.418	1-2	.500	8-14	.571	13	19	32	1.9	30	0	13	16	3	8	75	4.4
21	x-WORTHEM, Jeremia	10-0	92	9.2	9-20	.450	0-0	.000	13-18	.722	9	17	26	2.6	9	0	3	6	0	3	31	3.1
22	BENTON,Kyle	31-0	720	23.2	88-154	.571	0-2	.000	59-94	.628	96	100	196	6.3	71	1	8	31	20	15	235	7.6
23	ALLEN,Nate	16-0	81	5.1	9-35	.257	5-24	.208	0-4	.000	3	4	7	0.4	11	0	2	5	0	2	23	1.4
25	McALLISTER,Marius	15-0	50	3.3	3-7	.429	0-0	.000	5-8	.625	6	5	11	0.7	7	0	3	2	1	3	11	0.7
35	GRAF,Dajuan	29-17	844	29.1	84-187	.449	13-45	.289	46-64	.719	11	77	88	3.0	56	1	115	67	1	27	227	7.8
Team											71	62	133				24					
Total.....		32	6425		779-1805	.432	200-575	.348	462-697	.663	395	783	1178	36.8	635	22	406	444	54	186	2220	69.4
Opponents.....		32	6425		770-1787	.431	226-659	.343	469-674	.696	356	761	1117	34.9	607	-	420	425	123	175	2235	69.8

x-Inactive player

TEAM STATISTICS	NCCUM	OPP	Date	Opponent	Score	Att.
SCORING	2220	2235	11/13/15	at Clemson	L 40-74	5742
Points per game	69.4	69.8	11/16/15	ALLEN	w 78-54	2176
Scoring margin	-0.5	-	11/22/15	at LIU Brooklyn	L 77-78	1274
FIELD GOALS-ATT	779-1805	770-1787	11/24/15	at Quinnipiac	L 59-69	713
Field goal pct	.432	.431	11/27/15	at LA Tech	L 50-71	4227
3 POINT FG-ATT	200-575	226-659	12/03/15	MISS. VALLEY STATE	w 86-79	1133
3-point FG pct	.348	.343	* 12/05/15	MD. EASTERN SHORE	w 70-59	1056
3-pt FG made per game	6.3	7.1	* 12/07/15	HOWARD	L 69-71	1226
FREE THROWS-ATT	462-697	469-674	12/14/15	at Marshall	L 73-92	4178
Free throw pct	.663	.696	12/16/15	at Houston	L 65-73	3342
F-Throws made per game	14.4	14.7	12/21/15	vs Southern University	L 63-68	0
REBOUNDS	1178	1117	12/22/15	vs Eastern Illinois	w 57-52	0
Rebounds per game	36.8	34.9	12/29/15	MONTREAT	w 107-68	687
Rebounding margin	+1.9	-	12-31-15	at Mississippi State	L 48-71	2016
ASSISTS	406	420	01/04/16	ETSU	L 68-72	881
Assists per game	12.7	13.1	01/06/16	JOHNSON & WALES	w 78-70	805
TURNOVERS	444	425	* 1/9/16	at S.C. State	L 75-91	0
Turnovers per game	13.9	13.3	* 1/11/16	at Savannah State	w 69-46	1230
Turnover margin	-0.6	-	* 01/16/16	NORFOLK STATE	L 79-88	2236
Assist/turnover ratio	0.9	1.0	* 01/18/16	HAMPTON	L 79-80	3065
STEALS	186	175	* 01/27/16	at Delaware State	L 60-71	1371
Steals per game	5.8	5.5	* 2-1-16	at FAMUM	w 81-63	1738
BLOCKS	54	123	* 02/06/16	NORTH CAROLINA A&T	Lot 63-67	3116
Blocks per game	1.7	3.8	* 02/13/16	BETHUNE-COOKMAN	w 90-66	1362
ATTENDANCE	20648	33516	* 02/15/16	FAMUM	w 79-74	1478
Home games-Avg/Game	13-1588	15-2234	* 02/18/16	at Coppin State	L 60-71	0
Neutral site-Avg/Game	-	4-0	* 2/20/16	at Morgan State	w 73-59	1104
			* 02/27/16	at Bethune-Cookman	L 61-69	881
			* 02/29/16	SAVANNAH STATE	w 61-44	1427
			* 3/3/16	at North Carolina A&T	L 87-93	5700
			3/8/2016	vs Howard	w 68-66	0
			3/9/2016	vs Norfolk State	L 47-66	0

* - Conference game

2014-15 NCCU MBB



Back Row (l-r): Justin Bradley (Graduate Manager), Jake Williams (Director of Operations), Brian Burg (Assistant Coach), Dante Holmes, Jeremiah Ingram, Enoch Hood, Nate Maxey, Karamo Jawara, Jay Copeland, Michael Cotton (Assistant Coach), Chris Skinkis (Assistant Coach), Derrick Mallison (Video Coordinator) **Front Row (l-r):** Jordan Parks, Nate Allen, Kevin Crawford II, Nimrod Hilliard, LeVelle Moton (Head Coach), Dajuan Graf, Rashaun Madison, Anthony McDonald, Jamal Ferguson

No.	Name	Pos.	Ht.	Wt.	Yr.	Hometown/High School/Last School
0	Dante Holmes	G	6-3	190	R-Jr.	Baltimore, Md./Oldsmar Acad./ Florida Gulf Coast Univ.
1	Jay Copeland	F	6-7	255	R-Sr.	Suffolk, Va./ King's Fork H.S./ Ball State Univ.
2	Jordan Parks	F	6-7	200	Sr.	Queens, N.Y./ College of Central Florida
3	Rashaun Madison	G	6-0	165	Jr.	Norfolk, Va./ New Mexico Junior College
4	Kevin Crawford II	G	6-1	150	So.	Blythewood, S.C./ Blythewood H.S.
5	Anthony McDonald	G	6-1	180	Sr.	Aberdeen, Miss./ Mississippi Valley State Univ.
10	Karamo Jawara	F	6-8	235	Sr.	Bergen, Norway/Olsvikaasen VGS
11	Nimrod Hilliard	G	6-0	155	Sr.	Madison, Wis./ Lamar University
12	Jeremiah Ingram	G	6-7	215	Jr.	Detroit, Mich./ Colby Community College
13	Enoch Hood	F	6-9	215	Jr.	Norfolk, Va./ James Madison University
20	Jamal Ferguson	G	6-5	180	So.	Norfolk, Va./ Marquette University
23	Nate Maxey	C	6-11	225	Jr.	San Diego, Calif./ Texas A&M Corpus Christi
35	Dajuan Graf*	G	6-0	170	Jr.	Charlotte, N.C./ Florida Gulf Coast Univ.

HEAD COACH: LeVelle Moton (NCCU, 1996)

ASSISTANT COACH: Brian Burg (Mount Mercy, 2003)

ASSISTANT COACH: Michael Cotton (Boston College, 2000)

ASSISTANT COACH: Chris Skinkis (UW-Parkside, 2006)

DIRECTOR OF OPERATIONS: Jake Williams (MTSU, 2014)

GRADUATE MANAGER: Justin Bradley (Guilford, 2013)

VIDEO COORDINATOR: Derrick Mallison (NCCU, 2014)

ATHLETIC TRAINER: Adrian Gaddis (Mississippi State, 2008)

2014-15 NCCU MBB

RECORD:	OVERALL	HOME	AWAY	NEUTRAL
ALL GAMES	25-8	12-0	9-7	4-1
CONFERENCE	16-0	8-0	7-0	1-0
NON-CONFERENCE	9-8	4-0	2-7	3-1

#	Player	gp-gs	min	avg	Total		3-Point		F-Throw		Rebounds				pf	dq	a	to	blk	stl	pts	avg
					fg-fga	fg%	3fg-fga	3fg%	ft-fga	ft%	off	def	tot	avg								
00	HOLMES,Dante	33-33	934	28.3	123-302	.407	48-138	.348	48-83	.578	34	120	154	4.7	113	4	78	60	1	44	342	10.4
02	PARKS,Jordan	33-33	1042	31.6	212-321	.660	6-16	.375	84-126	.667	87	186	273	8.3	98	2	22	61	31	35	514	15.6
03	MADISON,Rashaun	6-0	55	9.2	2-11	.182	2-8	.250	0-0	.000	1	7	8	1.3	6	0	7	9	0	2	6	1.0
04	CRAWFORD II,Kevin	18-0	93	5.2	10-15	.667	0-0	.000	8-9	.889	1	5	6	0.3	12	0	24	6	0	8	28	1.6
05	MCDONALD,Anthony	33-33	1064	32.2	134-330	.406	105-277	.379	53-68	.779	15	47	62	1.9	62	0	24	33	0	21	426	12.9
10	JAWARA,Karamo	33-33	1109	33.6	89-201	.443	23-64	.359	51-72	.708	33	179	212	6.4	91	3	76	55	24	35	252	7.6
11	HILLIARD,Nimrod	31-31	1097	35.4	127-263	.483	33-79	.418	86-99	.869	15	76	91	2.9	60	0	196	89	15	35	373	12.0
12	INGRAM,Jeremiah	33-1	519	15.7	46-85	.541	2-9	.222	61-99	.616	41	52	93	2.8	83	5	17	45	11	20	155	4.7
13	HOOD,Enoch	28-0	226	8.1	21-43	.488	0-0	.000	10-22	.455	18	32	50	1.8	34	1	1	12	7	7	52	1.9
20	FERGUSON,Jamal	33-1	283	8.6	34-74	.459	0-2	.000	22-33	.667	7	24	31	0.9	30	0	15	22	3	10	90	2.7
23	MAXEY,Nate	25-0	194	7.8	14-22	.636	0-0	.000	10-21	.476	13	32	45	1.8	45	2	0	16	42	2	38	1.5
25	McALLISTER,Marius	5-0	9	1.8	1-1	1.000	0-0	.000	0-0	.000	0	3	3	0.6	1	0	1	0	0	0	2	0.4
Team											47	46	93		1		6					
Total.....		33	6625		813-1668	.487	219-593	.369	433-632	.685	312	809	1121	34.0	636	17	461	414	134	219	2278	69.0
Opponents.....		33	6625		594-1649	.360	163-577	.282	470-696	.675	342	650	992	30.1	596	-	274	439	92	172	1821	55.2

TEAM STATISTICS	NCCUM	OPP	Date	Opponent	Score	Att.
SCORING	2278	1821	11/14/14	at #6 North Carolina	L 60-76	17338
Points per game	69.0	55.2	11/18/14	COLLEGE OF FAITH	w 123-65	1222
Scoring margin	+13.8	-	11/23/14	at Creighton	L 45-65	17290
FIELD GOALS-ATT	813-1668	594-1649	11/25/14	at Cincinnati	L 50-59	7015
Field goal pct	.487	.360	11/28/14	vs Eastern Illinois	w 65-40	50
3 POINT FG-ATT	219-593	163-577	11/29/14	vs Northern Arizona	w 40-36	135
3-point FG pct	.369	.282	12/02/14	JOHNSON & WALES	w 101-38	702
3-pt FG made per game	6.6	4.9	* 12/05/14	at Md. Eastern Shore	w 68-63	2874
FREE THROWS-ATT	433-632	470-696	* 12/07/14	vs Howard	w 61-39	4658
Free throw pct	.685	.675	12/10/14	at #19 Maryland	L 56-67	8723
F-Throws made per game	13.1	14.2	12/15/14	at Memphis	L 47-81	13126
REBOUNDS	1121	992	12/17/14	BARBER-SCOTIA	w 108-52	425
Rebounds per game	34.0	30.1	12/20/14	at Mississippi Valley State	w 94-60	397
Rebounding margin	+3.9	-	12/22/14	at Jackson State	wot 67-64	499
ASSISTS	461	274	12/29/14	IUPUI	w 70-49	822
Assists per game	14.0	8.3	* 01/10/15	S.C. STATE	w 76-45	1312
TURNOVERS	414	439	* 01/12/15	SAVANNAH STATE	w 58-40	1479
Turnovers per game	12.5	13.3	* 01/17/15	at Norfolk State	w 60-56	2100
Turnover margin	+0.8	-	* 01/19/15	at Hampton	w 59-52	5045
Assist/turnover ratio	1.1	0.6	* 01/24/15	COPPIN STATE	w 79-77	2302
STEALS	219	172	* 01/26/15	DELAWARE STATE	w 55-54	3019
Steals per game	6.6	5.2	01/31/15	at ETSU	L 59-61	2957
BLOCKS	134	92	* 02/02/15	FLORIDA A&M	w 85-43	1611
Blocks per game	4.1	2.8	* 02/07/15	at North Carolina A&T	w 58-44	5700
ATTENDANCE	20913	92035	* 02/14/15	at Bethune-Cookman	w 65-51	619
Home games-Avg/Game	12-1743	16-5450	* 02/16/15	at Florida A&M	w 73-48	467
Neutral site-Avg/Game	-	5-969	* 02/21/15	MORGAN STATE	w 74-59	2593
			* 02/28/15	BETHUNE-COOKMAN	w 72-49	2310
			* 03/02/15	at Savannah State	w 62-49	1430
			* 03/05/15	NORTH CAROLINA A&T	w 69-58	3116
			03/11/15	vs Coppin State	w 91-43	0
			03/13/15	vs Delaware State	L 57-63	0
			# 03/17/15	at Miami	L 71-75	1612

* = Conference game

= NIT (National Invitation Tournament)

2013-14 NCCU MBB



Back Row (l-r): Michael Cotton (Assistant Coach), Brian Burg (Assistant Coach), Ramon Eaton, Jay Copeland, Karamo Jawara, Nate Maxey, Enoch Hood, Jordan Parks, Jamal Ferguson, Dante Holmes, John Moseley (Assistant Coach), Justin Bradley (Director of Operations) **Front Row (l-r):** Kevin Crawford II, Ebuka Anyaorah, Reggie Groves, Emanuel Chapman, LeVelle Moton (Head Coach), Jeremy Ingram, Alfonzo Houston, Antonin Galaya, Juwan Moody

No.	Name	Pos.	Ht.	Wt.	Yr.	Hometown/High School/Last School
0	Dante Holmes	G	6-3	190	So.	Baltimore, Md./Oldsmar Acad./ Florida Gulf Coast Univ.
1	Jay Copeland	F	6-7	255	R-Jr.	Suffolk, Va./ King's Fork H.S./ Ball State Univ.
2	Jordan Parks	G	6-7	200	Jr.	Queens, N.Y./ College of Central Florida
3	Juwan Moody	G	6-1	170	R-Fr.	Pontiac, Mich./ Westwind Prep Academy (Ariz.)
4	Kevin Crawford II	G	6-1	150	Fr.	Blythewood, S.C./ Blythewood H.S.
5	Ebuka Anyaorah	G	6-4	198	R-Sr.	Suwanee, Ga./North Gwinnett H.S./ McLennan C.C.
10	Karamo Jawara	F	6-8	220	Jr.	Bergen, Norway/Olsvikaasen VGS
12	Antonin Galaya	G	6-5	200	S.	St. Martin, French West Indies/Junipero Serra/State Fair.
13	Reggie Groves	G	6-2	190	R-Sr.	Raleigh, N.C./ Canisius College
14	Jeremy Ingram	G	6-3	175	Sr.	Charlotte, N.C./ East Mecklenburg H.S.
32	Emanuel Chapman	G	6-1	160	Sr.	Raleigh, N.C./ Enloe H.S.
40	Alfonzo Houston	G	6-3	200	Sr.	Cleveland Heights, Ohio/Cleveland Heights/State Fair C.C.

HEAD COACH: LeVelle Moton (NCCU, 1996)

ASSOCIATE HEAD COACH: John Moseley (ECU, 1998)

ASSISTANT COACH: Brian Burg (Mount Mercy, 2003)

ASSISTANT COACH: Michael Cotton (Boston College, 2000)

DIRECTOR OF OPERATIONS: Justin Bradley (Guilford, 2013)

SPECIAL ASSISTANT: C.J. Wilkerson (NCCU, 2011)

ATHLETIC TRAINER: Drew Duckett (Boston Univ., 2012)

2013-14 NCCU MBB

RECORD:	OVERALL	HOME	AWAY	NEUTRAL
ALL GAMES	28-6	14-0	11-5	3-1
CONFERENCE	15-1	8-0	7-1	0-0
NON-CONFERENCE	13-5	6-0	4-4	3-1

#	Player	gp-gs	min	avg	Total		3-Point		F-Throw		Rebounds				pf	dq	a	to	blk	stl	pts	avg
					fg-fga	fg%	3fg-fga	3fg%	ft-fga	ft%	off	def	tot	avg								
14	INGRAM,Jeremy	34-34	1170	34.4	212-483	.439	68-184	.370	216-280	.771	33	97	130	3.8	90	3	41	70	22	54	708	20.8
02	PARKS,Jordan	34-0	645	19.0	137-208	.659	7-12	.583	63-98	.643	82	107	189	5.6	110	6	21	36	38	26	344	10.1
40	HOUSTON,Alfonzo	34-33	892	26.2	107-247	.433	4-25	.160	105-137	.766	22	73	95	2.8	43	0	43	40	3	22	323	9.5
01	COPELAND,Jay	34-34	749	22.0	93-179	.520	0-0	.000	80-123	.650	94	104	198	5.8	116	9	8	48	25	18	266	7.8
10	JAWARA,Karamo	31-30	924	29.8	81-162	.500	11-38	.289	60-82	.732	39	107	146	4.7	95	4	82	28	22	29	233	7.5
32	CHAPMAN, Emanuel	34-34	1158	34.1	87-196	.444	23-66	.348	36-44	.818	25	120	145	4.3	64	1	217	84	12	69	233	6.9
13	GROVES,Reggie	34-1	595	17.5	52-160	.325	41-126	.325	24-34	.706	9	45	54	1.6	40	0	48	22	3	16	169	5.0
00	HOLMES,Dante	23-0	213	9.3	27-66	.409	11-27	.407	14-19	.737	12	27	39	1.7	40	2	8	10	4	10	79	3.4
05	ANYAORAH,Ebuka	27-4	233	8.6	25-48	.521	5-13	.385	28-38	.737	8	20	28	1.0	22	0	7	20	7	4	83	3.1
03	MOODY,Juwan	24-0	137	5.7	11-31	.355	9-23	.391	1-3	.333	3	11	14	0.6	17	0	20	12	0	7	32	1.3
24	EATON,Ramon	13-0	79	6.1	5-13	.385	0-3	.000	7-12	.583	6	5	11	0.8	11	0	0	5	0	4	17	1.3
12	GALAYA,Antonin	17-0	86	5.1	8-36	.222	5-27	.185	1-1	1.000	5	11	16	0.9	8	0	2	2	1	1	22	1.3
04	CRAWFORD II, Kevin	6-0	19	3.2	2-3	.667	0-1	.000	0-1	.000	2	2	4	0.7	3	0	3	5	0	2	4	0.7
Team											63	65	128		1		7					
Total.....		34	6900		847-1832	.462	184-545	.338	635-872	.728	403	794	1197	35.2	660	25	500	389	137	262	2513	73.9
Opponents.....		34	6900		658-1726	.381	186-618	.301	521-753	.692	382	698	1080	31.8	672	-	328	534	143	187	2023	59.5

TEAM STATISTICS	NCCUM	OPP	Date	Opponent	Score	Att.
SCORING	2513	2023	11/08/13	at Cincinnati	L 61-74	6532
Points per game	73.9	59.5	11/11/13	JOHNSON AND WALES	w 98-47	1332
Scoring margin	+14.4	-	11/18/13	at Campbell	w 62-43	2110
FIELD GOALS-ATT	847-1832	658-1726	11/20/13	at NC State	Wot 82-72	9754
Field goal pct	.462	.381	11/22/13	APPALACHIAN STATE	Wot 76-70	2482
3 POINT FG-ATT	184-545	186-618	11/26/13	BARBER-SCOTIA COLLEGE	w 101-46	613
3-point FG pct	.338	.301	12-3-13	at Old Dominion	Wot 76-69	5189
3-pt FG made per game	5.4	5.5	12/07/13	at IUPUI	L 65-71	675
FREE THROWS-ATT	635-872	521-753	12/18/13	WINTHROP	w 72-66	925
Free throw pct	.728	.692	12/22/13	at #9/11 Wichita State	L 66-77	10506
F-Throws made per game	18.7	15.3	12/31/13	at Maryland	L 56-70	9554
REBOUNDS	1197	1080	01/07/14	HAMPTON	w 74-61	1114
Rebounds per game	35.2	31.8	* 1/11/14	at Florida A&M	L 60-63	779
Rebounding margin	+3.4	-	* 1/13/14	at Bethune-Cookman Univ.	w 64-49	1210
ASSISTS	500	328	01/16/14	NJIT	w 71-55	2114
Assists per game	14.7	9.6	* 01/18/14	DELAWARE STATE	w 62-52	2989
TURNOVERS	389	534	* 01/22/14	NORTH CAROLINA A&T	w 84-44	3116
Turnovers per game	11.4	15.7	* 01/25/14	COPPIN STATE	w 87-63	1618
Turnover margin	+4.3	-	* 01/27/14	MORGAN STATE	w 53-52	1610
Assist/turnover ratio	1.3	0.6	* 2/1/14	at Howard	w 79-65	2500
STEALS	262	187	* 02/03/14	at Md. Eastern Shore	w 66-62	1971
Steals per game	7.7	5.5	* 02/08/14	BETHUNE-COOKMAN UNIV.	w 77-54	2420
BLOCKS	137	143	* 02/10/14	FLORIDA A&M	w 92-49	2397
Blocks per game	4.0	4.2	* 02/15/14	at South Carolina State	w 67-53	566
ATTENDANCE	27876	87661	* 2/17/14	at Savannah State University	w 76-62	1230
Home games-Avg/Game	14-1991	16-3794	* 2/22/14	at North Carolina A&T	w 73-55	5700
Neutral site-Avg/Game	-	4-6740	2/25/14	at NJIT	w 81-62	1115
			* 03/01/14	SOUTH CAROLINA STATE	w 86-44	2414
			* 03/03/14	SAVANNAH STATE UNIVERSITY	Wot 64-57	2732
			* 03/06/14	at Norfolk State	w 76-70	1309
			3/12/14	vs Howard	w 92-46	6663
			3/14/14	vs Norfolk State	w 68-45	8608
			3/15/14	vs Morgan State	w 71-62	0
			3/21/14	vs Iowa State	L 75-93	11690

* - Conference game

2012-13 NCCU MBB



Back Row (l-r): Wes Pifer (Assistant Coach), Rashawn King, Juwan Moody, Emanuel Chapman, Ebuka Anyaorah, Jeremy Ingram, Jordan Marrow, Drimir Ferguson, Donald Thomas (Assistant Coach), John Moseley (Associate Head Coach) **Front Row (l-r):** Stanton Kidd, Ray Willis, Karamo Jawara, Jay Copeland, LeVelle Moton (Head Coach), DavRon Williams, Antonin Galaya, Alfonzo Houston, Nate Sims

No.	Name	Pos.	Ht.	Wt.	Yr.	Hometown/High School/Last School
0	Drimir Ferguson	G	5-9	170	Jr.	Bronx, N.Y./ Wings Academy H.S./Monroe College (NY)
1	Jay Copeland	F	6-7	255	R-So.	Suffolk, Va./ King's Fork H.S./ Ball State Univ.
2	Nate Sims	G	6-4	195	Fr.	Atlanta, Ga./ Terry Sanford H.S.
3	Juwan Moody*	G	6-1	170	Fr.	Pontiac, Mich./ Westwind Prep Academy (Ariz.)
4	Jordan Marrow	G	6-0	160	Fr.	Cleveland, Ohio/ John F. Kennedy H.S.
5	Ebuka Anyaorah	G	6-4	198	Sr.	Suwanee, Ga./North Gwinnett H.S./ McLellan C.C.
11	Stanton Kidd	F	6-7	215	Jr.	Baltimore, Md./Edmondson Westside H.S./South Plains
12	Antonin Galaya	G	6-5	200	Jr.	St. Martin, French West Indies/Junipero Serra/State Fair.
14	Jeremy Ingram	G	6-3	175	Jr.	Charlotte, N.C./ East Mecklenburg H.S.
25	DavRon Williams	F	6-6	225	R-So.	Marion, Ind./Marion H.S./Wabash Valley C.C.
32	Emanuel Chapman	G	6-1	160	Jr.	Raleigh, N.C./ Enloe H.S.
33	Karamo Jawara	F	6-8	220	So.	Bergen, Norway/Olsuikaasen VGS
35	Rashawn King	G	5-11	190	Fr.	Raleigh, N.C./ Middle Creek H.S.
40	Alfonzo Houston	G	6-3	190	Jr.	Cleveland Heights, Ohio/Cleveland Heights/State Fair C.C.
55	Ray Willis	G	6-6	170	Sr.	Atlanta, Ga./ Westlake H.S./ University of Oklahoma

HEAD COACH: LeVelle Moton (NCCU, 1996)

ASSOCIATE HEAD COACH: John Moseley (ECU, 1998)

ASSISTANT COACH: Wes Pifer (PSU-Altoona, 2007)

ASSISTANT COACH: Donald Thomas (Pikeville, 2008)

DIRECTOR OF BASKETBALL OPERATIONS: Jeremy Faulk

ATHLETIC TRAINER: Bandele Talib (East Stroudsburg, 2011)

2012-13 NCCU MBB

RECORD:	OVERALL	HOME	AWAY	NEUTRAL
ALL GAMES	22-9	12-2	9-5	1-2
CONFERENCE	15-1	8-0	7-1	0-0
NON-CONFERENCE	7-8	4-2	2-4	1-2

#	Player	gp-gs	min	avg	Total		3-Point		F-Throw		Rebounds			pf	dq	a	to	blk	stl	pts	avg	
					fg-fga	fg%	3fg-fga	3fg%	ft-fa	ft%	off	def	tot									
14	INGRAM,Jeremy	31-25	1031	33.3	145-331	.438	63-160	.394	134-168	.798	22	92	114	3.7	87	1	44	78	18	43	487	15.7
11	KIDD,Stanton	31-31	997	32.2	173-313	.553	19-51	.373	83-119	.697	75	139	214	6.9	85	2	31	64	18	32	448	14.5
55	WILLIS,Ray	31-31	966	31.2	123-287	.429	25-83	.301	100-119	.840	29	112	141	4.5	63	1	47	57	14	32	371	12.0
01	COPELAND,Jay	27-26	596	22.1	72-125	.576	0-0	.000	52-87	.598	48	72	120	4.4	83	2	6	44	20	17	196	7.3
32	CHAPMAN,Emanuel	31-31	876	28.3	50-132	.379	21-56	.375	16-21	.762	7	81	88	2.8	48	0	180	85	6	42	137	4.4
40	HOUSTON,Alfonzo	31-0	371	12.0	36-79	.456	5-16	.313	30-45	.667	5	39	44	1.4	27	0	19	17	2	13	107	3.5
00	FERGUSON,Drimir	30-0	375	12.5	27-70	.386	7-20	.350	44-54	.815	11	19	30	1.0	37	0	53	32	0	26	105	3.5
12	GALAYA,Antonin	27-0	198	7.3	25-75	.333	21-66	.318	8-11	.727	3	30	33	1.2	14	0	10	13	2	9	79	2.9
33	JAWARA,Karamo	25-0	490	19.6	28-65	.431	3-18	.167	12-18	.667	16	64	80	3.2	67	1	39	25	5	14	71	2.8
25	WILLIAMS,DavRon	21-5	165	7.9	11-19	.579	0-0	.000	12-22	.545	20	22	42	2.0	26	0	3	11	2	3	34	1.6
05	ANYAORAH,Ebuka	6-6	102	17.0	12-29	.414	3-10	.300	5-8	.625	6	7	13	2.2	9	0	3	8	2	3	32	5.3
04	MARROW,Jordan	6-0	16	2.7	1-3	.333	1-2	.500	3-4	.750	0	0	0	0.0	1	0	0	1	0	2	6	1.0
02	SIMS,Nathaniel	7-0	15	2.1	2-4	.500	0-0	.000	0-4	.000	1	0	1	0.1	1	0	0	0	0	0	4	0.6
35	KING,Rashawn	3-0	3	1.0	1-4	.250	0-1	.000	0-0	.000	1	1	2	0.7	0	0	1	1	1	0	2	0.7
Team											40	52	92				8					
Total.....		31	6201		706-1536	.460	168-483	.348	499-680	.734	284	730	1014	32.7	548	7	436	444	90	236	2079	67.1
Opponents.....		31	6200		609-1552	.392	160-554	.289	380-595	.639	323	623	946	30.5	573	-	324	496	101	212	1758	56.7

TEAM STATISTICS	NCCUM	OPP	Date	Opponent	Score	Att.	
SCORING	2079	1758	11-10-12	at Wichita State	L 57-71	10491	
Points per game	67.1	56.7	11/12/12	JOHNSON & WALES UNIV.	w 109-46	2111	
Scoring margin	+10.4	-	11/14/12	at Wyoming	L 60-73	4463	
FIELD GOALS-ATT	706-1536	609-1552	11/15/12	vs Southern	w 59-55	153	
Field goal pct	.460	.392	11/16/12	vs South Dakota	L 69-81	175	
3 POINT FG-ATT	168-483	160-554	11/20/12	TOCCOA FALLS	w 94-40	775	
3-point FG pct	.348	.289	11/24/12	WAGNER	L 36-38	376	
3-pt FG made per game	5.4	5.2	11/27/12	UTAH VALLEY	w 70-52	735	
FREE THROWS-ATT	499-680	380-595	* 12/11/12	at North Carolina A&T	w 66-62	5032	
Free throw pct	.734	.639	12/04/12	EASTERN KENTUCKY	L 57-63	1170	
F-Throws made per game	16.1	12.3	12/19/12	at Drake	L 69-72	2388	
REBOUNDS	1014	946	12/22/12	at Utah Valley	w 73-67	548	
Rebounds per game	32.7	30.5	12/29/12	at Marquette	L 66-75	13600	
Rebounding margin	+2.2	-	01/02/13	at Winthrop	w 64-57	1010	
ASSISTS	436	324	01/08/13	VIRGINIA UNIV. OF LYNCHBURG	w 97-28	812	
Assists per game	14.1	10.5	* 1/12/13	at Florida A&M	w 85-62	825	
TURNOVERS	444	496	* 01/14/13	at Bethune-Cookman	w 75-66	1801	
Turnovers per game	14.3	16.0	* 01/21/13	HOWARD	w 71-36	2297	
Turnover margin	+1.7	-	* 01/26/13	COPPIN STATE	w 84-75	2108	
Assist/turnover ratio	1.0	0.7	* 01/28/13	MORGAN STATE	w 69-61	2417	
STEALS	236	212	* 02/02/13	at DELAWARE STATE	w 54-43	1471	
Steals per game	7.6	6.8	* 02/04/13	at Md. Eastern Shore	w 82-54	1310	
BLOCKS	90	101	* 02/09/13	FLORIDA A&M	w 51-43	1811	
Blocks per game	2.9	3.3	* 02/11/13	BETHUNE-COOKMAN	w 81-75	2614	
ATTENDANCE	23840	58213	* 2/16/13	at Savannah State Univ.	L 36-44	2444	
Home games-Avg/Game	14-1703	14-3596	* 02/18/13	at South Carolina State	w 71-52	1038	
Neutral site-Avg/Game	-	3-2624	* 02/23/13	NORTH CAROLINA A&T	w 51-47	3230	
Score by Periods	1st	2nd	Totals	* 03/02/13	SAVANNAH STATE UNIV.	w 51-47	1834
North Carolina Central	1044	1035	2079	* 03/04/13	SOUTH CAROLINA STATE	w 62-54	1550
Opponents	834	924	1758	* 3/7/13	at Hampton	w 68-64	3921
				3/13/13	vs North Carolina A&T	L 42-55	7543

* - Conference game

2011-12 NCCU MBB



Back Row (l-r): John Moseley (Associate Head Coach), Wes Pifer (Assistant Coach), Ray Willis, David Best, Tracy O'Neal, Karamo Jawara, Jay Copeland, Dominique Sutton, DavRon Williams, Brian Klofeld (Assistant Coach) **Front Row (l-r):** Ebuka Anyaorah, Jeremy Ingram, Tramar Beaman, LeVelle Moton (Head Coach), Emanuel Chapman, Jonathan Nicely, Nick Chasten

No.	Name	Pos.	Ht.	Wt.	Yr.	Hometown/High School/Last School
1	Dominique Sutton	F	6-5	212	Sr.	Durham, N.C./ The Patterson School/ Kansas State
2	Tramar Beaman	G	6-1	180	Sr.	Williamstown, N.J./ Univ. of the Sciences (Philadelphia)
3	Landon Clement	G	6-2	180	Sr.	Raleigh, N.C./ Sanderson H.S./ UNCG
5	Justin Leemow	G	6-1	175	Sr.	Brooklyn, N.Y./ Mount Zion Academy/ USF
11	Ebuka Anyaorah	G	6-4	194	Jr.	Suwanee, Ga./North Gwinnett H.S./ Univ. of Georgia
13	David Best	F	6-8	250	Jr.	Raleigh, N.C./ Sanderson H.S./ Cape Fear Comm. Coll.
14	Jeremy Ingram	G	6-3	175	So.	Charlotte, N.C./ East Mecklenburg H.S.
20	Jonathan Nicely	G	6-4	194	Sr.	Augusta, Ga./ Evans H.S.
25	Ray Willis	G	6-6	164	Jr.	Atlanta, Ga./ Westlake H.S./ University of Oklahoma
32	Emanuel Chapman	G	6-1	160	So.	Raleigh, N.C./ Enloe H.S.
33	Karamo Jawara	F	6-7	200	Fr.	Bergen, Norway/Olsuikaasen VGS
35	Nick Chasten	F	6-7	216	Sr.	Raleigh, N.C./ Leesville Road H.S./Charis Prep
43	Tracy O'Neal	F	6-8	220	Sr.	Aiken, S.C./ Aiken Technical College

HEAD COACH: LeVelle Moton (NCCU, 1996)

ASSOCIATE HEAD COACH: John Moseley (ECU, 1998)

ASSISTANT COACH: Brian Kloman (Tennessee, 2002)

ASSISTANT COACH: Wes Pifer (PSU-Altoona, 2007)

ATHLETIC TRAINER: Jimmy Lisowski (UNC)

2011-12 NCCU MBB

RECORD:	OVERALL	HOME	AWAY	NEUTRAL
ALL GAMES	17-15	8-3	6-11	3-1
CONFERENCE	10-6	4-3	6-3	0-0
NON-CONFERENCE	7-9	4-0	0-8	3-1

#	Player	gp-gs	min	avg	Total		3-Point		F-Throw		Rebounds			pf	dq	a	to	blk	stl	pts	avg	
					fg-fga	fg%	3fg-fga	3fg%	ft-fga	ft%	off	def	tot									avg
01	SUTTON, Dominique	32-31	1086	33.9	183-316	.579	0-2	.000	160-241	.664	63	175	238	7.4	100	2	54	84	17	71	526	16.4
03	CLEMENT, Landon	9-8	284	31.6	46-107	.430	33-75	.440	18-19	.947	3	11	14	1.6	14	0	18	13	0	5	143	15.9
25	WILLIS, Ray	32-31	1036	32.4	137-317	.432	24-76	.316	170-214	.794	37	142	179	5.6	74	3	87	110	23	43	468	14.6
14	INGRAM, Jeremy	26-0	596	22.9	75-182	.412	33-92	.359	58-82	.707	24	51	75	2.9	59	4	25	40	12	18	241	9.3
11	ANYAORAH, Ebuka	32-21	697	21.8	90-216	.417	39-114	.342	48-72	.667	25	65	90	2.8	53	0	19	49	10	14	267	8.3
35	CHASTEN, Nick	32-10	707	22.1	101-202	.500	21-60	.350	21-28	.750	47	67	114	3.6	76	1	27	33	21	23	244	7.6
05	LEEMOW, Justin	16-7	281	17.6	29-57	.509	10-24	.417	5-10	.500	4	11	15	0.9	32	0	21	27	2	15	73	4.6
32	CHAPMAN, Emanuel	32-25	828	25.9	41-109	.376	15-50	.300	10-14	.714	9	62	71	2.2	51	1	162	76	13	38	107	3.3
02	BEAMAN, Tamar	27-1	155	5.7	17-33	.515	11-23	.478	14-20	.700	5	13	18	0.7	13	0	11	13	2	11	59	2.2
33	JAWARA, Karamo	31-0	318	10.3	24-51	.471	6-22	.273	10-19	.526	17	25	42	1.4	46	1	16	23	5	12	64	2.1
43	O'NEAL, Tracy	28-23	241	8.6	23-41	.561	0-0	.000	9-18	.500	21	32	53	1.9	44	0	5	7	13	5	55	2.0
13	BEST, David	23-3	139	6.0	4-7	.571	0-0	.000	4-9	.444	8	17	25	1.1	27	1	5	9	5	7	12	0.5
20	NICELY, Jonathan	17-0	33	1.9	2-6	.333	0-1	.000	0-0	.000	1	5	6	0.4	1	0	0	1	0	1	4	0.2
Team											45	50	95				2					
Total.....		32	6401		772-1644	.470	192-539	.356	527-746	.706	309	726	1035	32.3	590	13	450	487	123	263	2263	70.7
Opponents.....		32	6400		695-1680	.414	165-547	.302	465-662	.702	368	676	1044	32.6	632	-	347	537	79	215	2020	63.1

TEAM STATISTICS	NCCUM	OPP	Date	Opponent	Score	Att.
SCORING	2263	2020	11/11/11	at Charlotte	L 57-73	7121
Points per game	70.7	63.1	11/13/11	JOHNSON & WALES	w 115-41	813
Scoring margin	+7.6	-	11/16/11	at Wagner	L 83-87	1922
FIELD GOALS-ATT	772-1644	695-1680	11/20/11	at Wake Forest	L 79-93	6901
Field goal pct	.470	.414	11/23/11	MORRIS COLLEGE	w 112-50	279
3 POINT FG-ATT	192-539	165-547	11/26/11	BARBER-SCOTIA	w 104-55	125
3-point FG pct	.356	.302	11/29/11	SOUTHERN WESLEYAN	w 94-60	1271
3-pt FG made per game	6.0	5.2	* 12/3/11	NORTH CAROLINA A&T	w 65-46	3039
FREE THROWS-ATT	527-746	465-662	12/06/11	at Eastern Kentucky	L 62-75	3300
Free throw pct	.706	.702	12/11/11	at NC State	L 60-65	4018
F-Throws made per game	16.5	14.5	12-20-11	at Oregon	L 45-58	5655
REBOUNDS	1035	1044	12-21-11	vs Stephen F. Austin	w 65-57	5710
Rebounds per game	32.3	32.6	12-22-11	vs Prairie View A&M	w 69-58	300
Rebounding margin	-0.3	-	12/29/11	at East Carolina	L 76-84	6341
ASSISTS	450	347	* 01/07/12	FLORIDA A&M	L 60-62	1311
Assists per game	14.1	10.8	* 01/09/12	BETHUNE-COOKMAN	w 69-64	908
TURNOVERS	487	537	* 1/16/12	at Howard	w 69-53	1752
Turnovers per game	15.2	16.8	* 1/21/12	at Coppin State	L 57-77	199
Turnover margin	+1.6	-	* 1/23/12	at Morgan State	L 64-71	2267
Assist/turnover ratio	0.9	0.6	* 01/28/12	DELAWARE STATE	L 70-76	2989
STEALS	263	215	* 01/30/12	MD. EASTERN SHORE	w 77-46	915
Steals per game	8.2	6.7	* 2.4.12	at Florida A&M	w 78-61	1623
BLOCKS	123	79	* 2/6/12	at Bethune-Cookman	w 81-79	977
Blocks per game	3.8	2.5	* 02/11/12	SAVANNAH STATE	L 57-67	1110
ATTENDANCE	13865	76988	* 02/13/12	SOUTH CAROLINA STATE	w 71-56	1105
Home games-Avg/Game	11-1260	17-4175	* 2/18/12	at North Carolina A&T	w 71-66	5219
Neutral site-Avg/Game	-	4-1502	02/22/12	at Indiana	L 56-75	17164
Score by Periods	1st 2nd Totals		* 2-25-12	at Savannah State	L 47-60	2025
North Carolina Central	1122 1141 2263		* 02/27/12	at South Carolina State	w 71-57	1279
Opponents	976 1044 2020		* 3/1/12	at Hampton	w 60-45	3215
			3/6/12	vs Md. Eastern Shore	w 60-43	0
			3/8/12	vs Bethune-Cookman	L 59-60	0

* - Conference game