

Ole Miss



2023
REBEL FOOTBALL

GUIDE



Lane Train.



3 Bowl Game Berths
[2021 OUTBACK, 2022 SUGAR, 2022 TEXAS]



12 NFL Draft Picks



3 Straight Top-25 Recruiting Classes



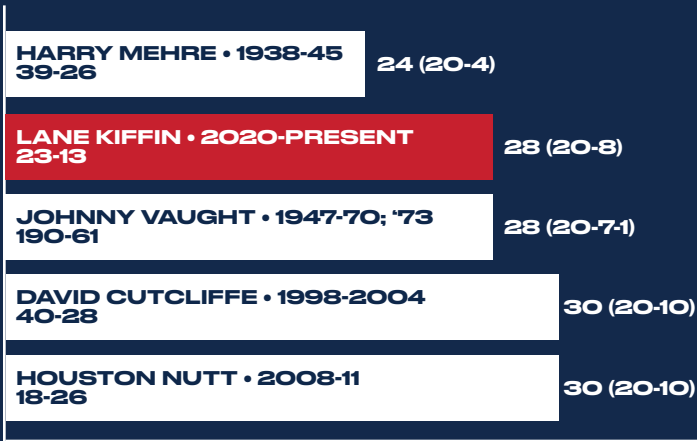
2 Straight Top-6 Transfer Classes



2 Straight Top-3 APR Finishes

FASTEST TO 20 WINS

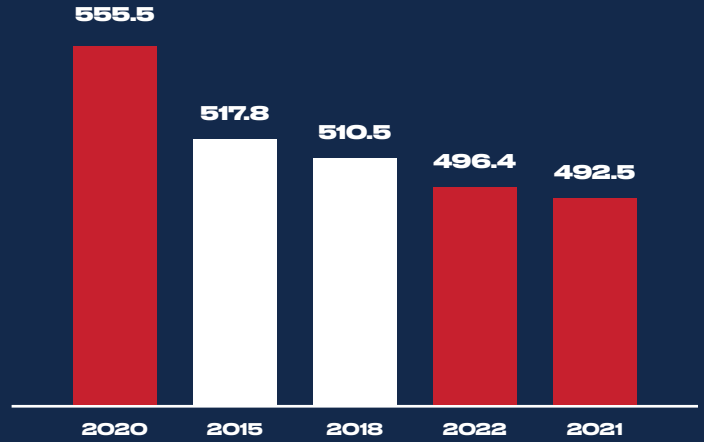
OLE MISS HISTORY



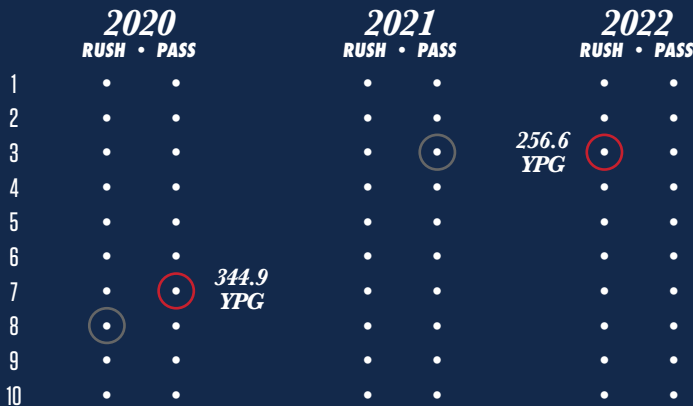
NUMBER OF GAMES

BEST OFFENSES in OLE MISS HISTORY

(YARDS PER GAME)

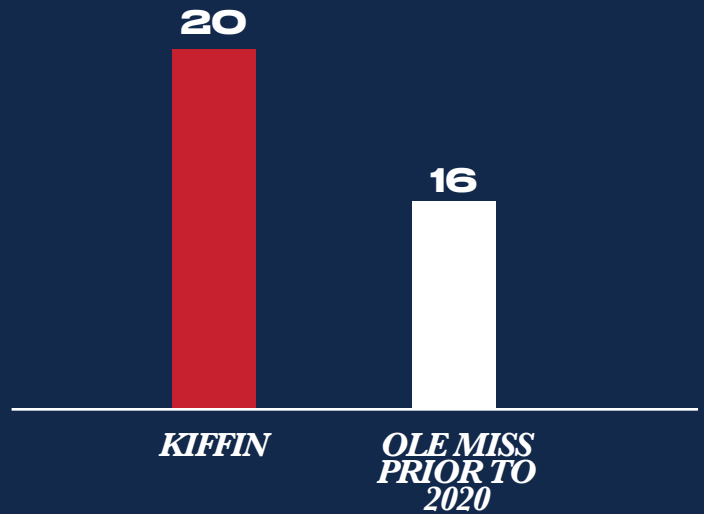


FBS SEASON RANKS SINCE 2020



Ole Miss is one of two Power-5 programs with both a top-10 passing and top-10 rushing season since 2020 (Ohio State)

600YD GAMES in OLE MISS HISTORY



FBS TOTAL OFFENSE (SINCE 2020)

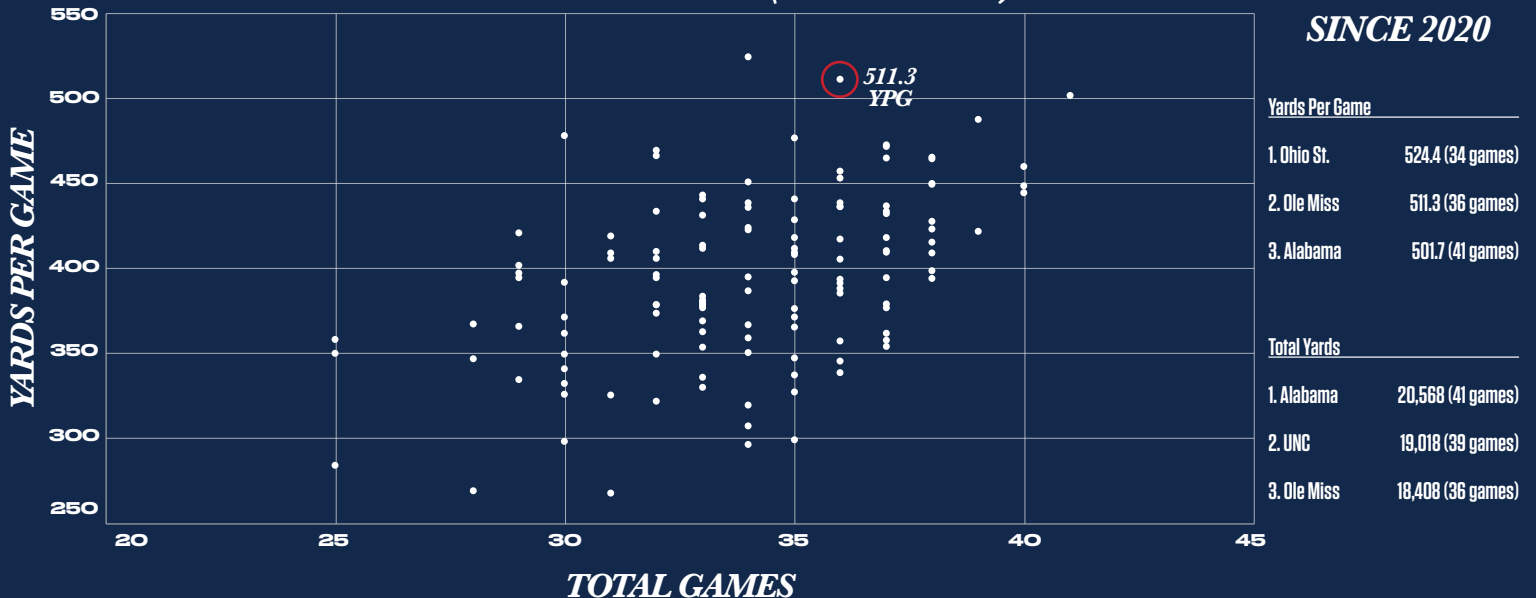




TABLE OF CONTENTS

THIS IS OLE MISS 1-31

The Lane Train..... IFC-1

Table of Contents 2-3

Ole Miss Quick Facts 3

Rebel Football Since 1893 4-5

Bowl Success 6-7

All-American Tradition 8-9

NFL Rebels 10-11

Rebel Reconnect 12

Academic Excellence 13

Rebels in the Spotlight 14

Landshark 15

Chucky Mullins Courage Award 16-17

The Grove 18-19

Vaught-Hemingway Stadium/Hollingsworth Field 20-21

Manning Center 22-23

Health and Sports Performance 24

Strength and Conditioning 25

Outstanding Athletics 26-27

The University of Mississippi 28-29

Oxford, Mississippi 30

Community Involvement 31

COACHES & STAFF 32-45

Head Coach Lane Kiffin 32-34

Assistant Coaches 35-44

Support Staff 45

2023 REBELS 46-87

Season Outlook 46-48

Team Breakdown 49

2023 Rosters 50-51

Player Bios 52-87

OPPONENTS 88-92

2023 Opponent Profiles 88-89

Series vs. Opponents 90-92

2022 REVIEW 93-104

Team/Individual Statistics 93-94

Game-by-Game Starters 94

Game-by-Game Statistics 95-97

Game-by-Game Recaps 98-104

SEC 105-106

SEC Stat Champions: Team 105-106

SEC Stat Champions: Individual 105-106

HISTORY & RECORDS 107-203

History of Ole Miss Football 107-111

National Champions 111

College Football Hall of Fame 112

Team of the Century/Next Great 25 112

All-Americans 113-120

All-SEC 121-123

Rebel Honor Roll 124-129

Rebels in All-Star Classics 130-131

Rebels in the NFL Draft 132-133

Rebels in the Pros 134-137

Records 138-159

Battle for the Golden Egg 160-161

Bowl History 162-179

All-Time Series 180

All-Time Scores 181-187

Nationally Ranked Games 188-189

Coaching History 190

Assistant Coaches 191-192

Head Coach Composite Records 192

All-Time Lettermen 193-201

Ole Miss Pageantry 202-203

SCHOLARSHIPS 204-205

Charlie Conerly Scholarship 204

Chucky Mullins Scholarship Endowment 204

J.W. Wobble Davidson Scholarship 205

Joey Embry Memorial Scholarship 205

Larry L. Johnson Scholarship 205

Park Stevens Memorial Scholarship 205

Wesley Walls Scholarship 205

FACILITIES 206-209

Vaught-Hemingway Stadium/Hollingsworth Field 206

Manning Center 207

FedEx Student-Athlete Success Center 208

Starnes Athletic Training Center 208

Other Athletics Facilities 209

TEAM SUPPORT 210-211

Health and Sports Performance 210

Strength and Conditioning 210

Student-Athlete Development 211

Social Responsibility & Engagement 211

ADMINISTRATION 212-213

Chancellor Dr. Glenn Boyce 212

Athletics Committee 212

Athletics Director Keith Carter 213

Athletics Leadership 213

MEDIA INFORMATION 214-221

Media Services and Policies 214-215

Vaught-Hemingway Stadium Diagram 215

Weekly Media Schedule 215

Road Headquarters/Travel 216

Ole Miss Radio Network 217

Rebels on Television 218-220

The Season: Ole Miss Football 221

PROGRAM SUPPORT 222-223

Ole Miss IMG Sports Marketing 222

2022-23 HONORS 224



CREDITS

Editors: Kyle Campbell, Brad Sheffield, Tyler Wooten
Special assistance by: Connor Allen, Conlan Birdsall, Kyle Birnbrauer, Josie Hutton, Josh McCoy, Madeline Marshall, Langston Rogers, Mike Swartz, Emma Trainor
Printed by: Pollock Printing Company, Nashville, Tenn.

Photography: Action Sports of America, All Sports Association/Wuerffel Trophy, Anding Photography, Arizona Cardinals, Associated Press, Kevin Bain, Baltimore Ravens, Bradley Photographers, David Brown, Buffalo Bills, Kyle Campbell, Chicago Bears, Cincinnati Bengals, Cotton Bowl, Detroit Lions, ESPN, Ed Garner, Thomas Graning, Eddie Gregory, Houston Texans, R.B. Hogan, Indianapolis Colts, Jacksonville Jaguars, Robert Jordan, Kansas City Chiefs, Los Angeles Chargers, Mark Mahan, Pat Maner, Joshua McCoy, Miami Dolphins, Minnesota Vikings, R.D. Moore, New England Patriots/Dave Silverman, New Orleans Saints, New York Giants/Evan Pinkus, Bruce Newman, Ole Miss Communications Photography, Pittsburgh Steelers, David Purdy/Biloxi Sun Herald, Langston Rogers, Chris Sabo, San Francisco 49ers/Ben Shyman, Jennifer Saxon, Seattle Seahawks, Bill Seawright, John Seymour, Matthew Sharpe, Paul Spinelli/SpinPhotos.com, Sugar Bowl, Tampa Bay Buccaneers, Tennessee Titans, USA TODAY Sports, Brad Vest/Commercial Appeal, Washington Nationals, David Allen Williams and Elwin Williams.

© COPYRIGHT UNIVERSITY OF MISSISSIPPI
 The 2023 Ole Miss Football Guide was published by the University of Mississippi Athletics Media Relations Office and designed using Adobe InDesign and Adobe Photoshop. All contents of this issue are copyrighted 2023 by The University of Mississippi. Reproduction without written permission is strictly prohibited.

MEDIA CONTACT

Brad Sheffield
 Director of Communications
 Phone: 662.816.9931
 Email: brads@olemiss.edu

ADDRESS

Athletics Communications
 South Oxford Campus, 5th Floor
 PO BOX 1848
 University, MS 38677

OLE MISS ON THE WEB

Official Site: OleMissSports.com
 Gameday Site: OleMissGameday.com

OLE MISS ON SOCIAL

- Twitter: @OleMissFB
- Facebook: /OleMissFootball
- Instagram: @OleMissFB
- TikTok: @OleMissFootball

2023 OLE MISS QUICK FACTS

| | |
|---|--|
| Name | Ole Miss (The University of Mississippi) |
| Nickname | Rebels |
| Location | Oxford, Mississippi |
| Founded | November 6, 1848 |
| Enrollment | 22,951 |
| School Colors | Cardinal Red and Navy Blue |
| Mascot | Tony the Landshark |
| Chancellor | Dr. Glenn Boyce |
| Faculty Representative | Dr. Ron Rychlak |
| Athletics Director | Keith Carter |
| Conference | Southeastern (SEC) |
| Stadium | Vaught-Hemingway/Hollingsworth Field |
| Capacity/Surface | 64,038/Natural Grass |
| Band | Pride of the South |
| Band Director | Randy Dale |
| Head Football Coach | Lane Kiffin |
| Record at Ole Miss | 23-13 / 4th year |
| Career Record | 84-47 / 12th year |
| Basic Offense | Spread |
| Basic Defense | Multiple |
| 2022 Record | 8-5 |
| SEC Record/Finish | 4-4/4th West |
| Postseason | Texas Bowl (L, 42-25) |
| Final National Ranking | RV (Coaches) |
| Lettermen Returning/Lost | 50/45 |
| Offensive Lettermen Returning/Lost | 25/18 |
| Defensive Lettermen Returning/Lost | 21/26 |
| Specialists Lettermen Returning/Lost | 4/1 |
| Starters Returning/Lost | 11/14 |
| Offensive Starters Returning/Lost | 7/4 |
| Defensive Starters Returning/Lost | 3/8 |
| Specialists Starters Returning/Lost | 2/1 |





REBEL FOOTBALL SINCE 1893

- 3..... National Championships
- 6..... SEC Overall Championships
- 1..... SEC West Championship
- 40..... Bowl Appearances
- 24..... Bowl Victories
- 25..... NCAA Statistical Champions
- 59..... First Team All-America selections
- 12..... College Football Hall of Fame Members
- 2..... Pro Football Hall of Fame Members
- 24..... Academic All-Americans
- 4..... Rhodes Scholars
- 8..... National Football Foundation Scholar-Athletes
- 3..... SEC Scholar-Athletes of the Year
- 6..... Heisman Trophy finalists
- 1..... Maxwell Award Winner
- 1..... Johnny Unitas Golden Arm Award Winner
- 1..... Butkus Award Winner
- 1..... Lambert Trophy Winner
- 1..... Ozzie Newsome Award Winner
- 1..... Lou Groza Award Winner
- 1..... Wuerffel Trophy Winner
- 312..... Professional Draft Picks
- 23..... First-Round NFL Draft Picks




"My first game at what was then Hemingway Stadium was in 1960 when Ole Miss played LSU, and I had never been more excited than I was that day. Of course, the stadium is much larger and more impressive now than when I played. I love the on-campus experience at Ole Miss, starting with The Grove, the team taking the short walk to the stadium and the overall atmosphere of gameday."

- Archie Manning

Ole Miss celebrates its 26-20 win over Indiana in the 2021 Outback Bowl in Tampa. It was the Rebels' 24th all-time bowl victory.





Sugar Bowl MVP Chad Kelly and Laquon Treadwell, who connected for three touchdowns through the air, celebrate the Rebels' 48-20 win over Oklahoma State in 2016.

ALL-TIME BOWL APPEARANCES

| Date | Bowl | Date | Bowl |
|---------------|------------|---------------|-------------------|
| Jan. 1, 1936 | Orange | Dec. 10, 1983 | Independence |
| Jan. 1, 1948 | Delta | Dec. 20, 1986 | Independence |
| Jan. 1, 1953 | Sugar | Dec. 28, 1989 | Liberty |
| Jan. 1, 1955 | Sugar | Jan. 1, 1991 | Gator |
| Jan. 2, 1956 | Cotton | Dec. 31, 1992 | Liberty |
| Jan. 1, 1958 | Sugar | Dec. 26, 1997 | Motor City |
| Dec. 27, 1958 | Gator | Dec. 31, 1998 | Independence |
| Jan. 1, 1960 | Sugar | Dec. 31, 1999 | Independence |
| Jan. 2, 1961 | Sugar | Dec. 28, 2000 | Music City |
| Jan. 1, 1962 | Cotton | Dec. 27, 2002 | Independence |
| Jan. 1, 1963 | Sugar | Jan. 2, 2004 | Cotton |
| Jan. 1, 1964 | Sugar | Jan. 2, 2009 | Cotton |
| Dec. 19, 1964 | Bluebonnet | Jan. 2, 2010 | Cotton |
| Dec. 18, 1965 | Liberty | Jan. 5, 2013 | BBVA Compass* |
| Dec. 17, 1966 | Bluebonnet | Dec. 30, 2013 | Music City |
| Dec. 30, 1967 | Sun | Dec. 31, 2014 | Chick-fil-A Peach |
| Dec. 14, 1968 | Liberty | Jan. 1, 2016 | Sugar |
| Jan. 1, 1970 | Sugar | Jan. 2, 2021 | Outback |
| Jan. 2, 1971 | Gator | Jan. 1, 2022 | Sugar |
| Dec. 30, 1971 | Peach | Dec. 28, 2022 | Texas |

Ole Miss is tied for eighth with a .615 bowl winning percentage, tied for 15th nationally with 24 bowl victories and tied for 20th with 40 bowl appearances.

*Game later vacated

See pages 162-179 for the Rebels' full bowl history.



Ray Brown rushed for 157 yards and two scores to lead Ole Miss to its first Sugar Bowl title with a 39-7 win over Texas in 1958.

Archie Manning earned offensive MVP honors at the 1970 Sugar Bowl after he passed for 273 yards and a TD to guide Ole Miss to a 27-22 win over Arkansas.



Elijah Moore became the 59th first team All-America selection in school history in 2020, as well as the 13th consensus All-American in program history. In 2020, Moore led the FBS in receiving yards per game (149.1) and receptions per game (10.8) and was named a finalist for both the Biletnikoff and Maxwell Awards.



(From left-to-right starting at the top): College Football Hall of Famer **Wesley Walls** was a 1988 All-American as a tight end, while also helping out as a defensive end; **Dexter McCluster** became the first player in SEC history to rush for 1,000 yards and produce 500 receiving yards in a season on his way to All-America accolades in 2009; A finalist for the Bronko Nagurski Trophy, cornerback **Senquez Golson** was a unanimous choice for All-America honors in 2014; A trailblazer for the Rebels, **Ben Williams** was a 1975 All-American at defensive tackle and still holds the all-time Ole Miss sacks record; **Bruiser Kinard** was Ole Miss' first All-American in 1936 and 1937 and is a member of the College and Pro Football Halls of Fame.

See pages 113-129 for a complete list of All-Americans and award winners.

59

First Team All-America selections

8

Two-time First Team All-America selections

12

College Football Hall of Fame members

NATIONAL AWARD WINNERS



(From left-to-right): **Deterrian Shackelford** was awarded the 2014 Wuerffel Trophy and named AFCA Good Works Team Captain for his contributions both on and off the field; **Patrick Willis** won the Butkus and Lambert Awards as the nation's top linebacker in 2006; **Eli Manning** earned the Maxwell Award (nation's best offensive player) and Johnny Unitas Golden Arm Award (top QB) in 2003; **Jonathan Nichols** claimed the 2003 Groza Award as the nation's best kicker.

SUCCESS AT THE NEXT LEVEL

- 312 Rebels taken in the Pro Draft since 1936
- 31 Rebels selected to at least one Pro Bowl
- 23 Rebels chosen in the NFL Draft's first round
- 18 Super Bowl Champions
- 2 Super Bowl MVPs
- 2 Pro Football Hall of Fame members

*Ole Miss all-time leading receiver and two-time NFL Pro Bowler **A.J. Brown** featured heavily in the high-flying Philadelphia Eagles offense in 2022, helping lead them to Super Bowl LVII where he hauled in six catches for 96 yards and a touchdown. Brown flourished with the Eagles last season after signing a four-year, \$100 million deal that made him the fifth-highest paid wide receiver in the NFL. In four years in the league, Brown has amassed 4,491 yards and 35 touchdowns receiving.*





Ole Miss first round pick **Laremy Tunsil** has been the highest-paid offensive lineman in the NFL since 2020, first with a three-year, \$66 million extension with the Houston Texans that year, followed by another three-year contract in Houston worth \$75 million (\$50 million guaranteed) this past offseason in 2023.

REBELS IN THE NFL (2022)

Brandon Bolden | RB | Las Vegas Raiders
 A.J. Brown | WR | Philadelphia Eagles
 Ben Brown | OL | Cincinnati Bengals
 Snoop Conner | RB | Jacksonville Jaguars
 Matt Corral | QB | Carolina Panthers
 Evan Engram | TE | Jacksonville Jaguars
 DeMarquis Gates | LB | Chicago Bears
 Myles Hartsfield | DB | Carolina Panthers
 Marquis Haynes | DE | Carolina Panthers
 Mike Hilton | DB | Cincinnati Bengals
 Benito Jones | DT | Detroit Lions
 D.J. Jones | DT | Denver Broncos
 Jaylon Jones | DB | Chicago Bears
 Dawson Knox | TE | Buffalo Bills
 Deane Leonard | DB | Los Angeles Chargers
 Greg Little | OL | Miami Dolphins
 DK Metcalf | WR | Seattle Seahawks
 A.J. Moore | DB | Houston Texans
 C.J. Moore | DB | Detroit Lions
 Elijah Moore | WR | New York Jets
 Royce Newman | OL | Green Bay Packers
 Mark Robinson | LB | Pittsburgh Steelers
 Braylon Sanders | WR | Miami Dolphins
 Laquon Treadwell | WR | Seattle Seahawks
 Laremy Tunsil | OL | Houston Texans
 Sam Williams | DE | Dallas Cowboys
 Jordan Wilkins | RB | Indianapolis Colts
 Kenny Yeboah | TE | New York Jets



(Clockwise from top) - Running back **Brandon Bolden** has won two Super Bowls with the New England Patriots (2015 and 2017); Tight end **Dawson Knox** has become a mainstay of the upstart Buffalo Bills offense; 2004 No. 1 overall pick and two-time Super Bowl MVP **Eli Manning** retired following the 2019 season after a stellar career with the New York Giants; Wide receiver **DK Metcalf** has become one of the most talented and feared pass catchers in the NFL, tallying 4,218 yards and 35 TD in just four years with the Seahawks while earning All-Pro and Pro-Bowl honors in 2020.

See pages 132-137 for a complete history of Rebels with the pros.

* Active during regular season (including IR; no practice squad)



REBEL RECONNECT

Rebel Reconnect was established to assist returning student-athletes who have exhausted their athletic scholarship eligibility, with the costs of full or part-time tuition and/or books associated with completing their degree at the University of Mississippi.

NFL Pro Bowler Mike Wallace recently returned to complete his undergraduate degree and walked in commencement ceremonies in May 2023.

Other notable Rebel Reconnect graduates include Fahn Cooper, Kentrell Lockett, Deuce McAllister, Terrence Metcalf, Jerrell Powe and Dexter McCluster.



ACADEMIC EXCELLENCE

Ole Miss student-athletes not only have the opportunity to play in one of the best conferences in the nation, they also attend a university that is world-renowned for its academics. Through the office for Student-Athlete Development, Ole Miss has made great strides in improving the environment for student-athletes with numerous full-time academic counselors, learning specialists and tutors, and the FedEx Student-Athlete Success Center provides the perfect environment for learning.

Last year, Ole Miss football placed 36 total players on Southeastern Conference Academic Honor Rolls. A total of 29 players earned their degrees, making it 248 graduates during the last nine years.

In numbers released in 2022-23, Ole Miss football posted a multi-year APR score of 995, which ties for the SEC lead and ties for third among all FBS schools -- trailing only a 996 by both Northwestern and Wisconsin. Ole Miss has seen its multi-year APR score rise in 10 of the last 11 seasons, highlighted by a program record 999 in 2021-22 that led the nation and rested at +30 over the FBS average.

Among all sports, Rebel athletes turned in a historic 2022-23 school year. Ole Miss tied its department record 992 multi-year APR score for the second straight year, with a record 13 teams with a perfect single-year score of 1,000.

See page 211 for more information.

ACADEMIC ALL-AMERICA FOOTBALL PLAYERS

(AMONG SOUTHERN SCHOOLS, AS OF 2023)

1. Georgia (30)
2. Alabama (29)
3. LSU (28)
4. **OLE MISS (24)**
Auburn (24)
Duke (24)
7. Florida State (21)
Florida (21)
9. Georgia Tech (20)
10. Vanderbilt (18)

LATEST MULTI-YEAR APR

(2023 RELEASE, AMONG FBS SCHOOLS)

1. Northwestern (996)
Wisconsin (996)
3. **OLE MISS (995)**
Alabama (995)
Clemson (995)
6. Cincinnati (994)
7. Ohio State (993)



The Ole Miss brand is regularly featured on such well-known media outlets as ESPN, CBS, SEC Network, New York Times, Sports Illustrated, Sporting News, Sirius/XM Radio and others. The Grove is one of few sites to host ESPN's College Gameday on multiple occasions.



Watch the Rebels' Emmy award-winning weekly documentary-style television show on ESPNU and at TheSeasonOleMiss.com.

See more about "The Season: Ole Miss Football" on page 221.



LANDSHARK

At Ole Miss, Landshark is a term that was first adopted by the Rebel football team's defensive unit. As part of that identity, defensive players celebrate big plays by putting a hand to their forehead in the shape of a shark fin. A battle cry of "Fins Up" also contributes to the players' persona.

Roots of the Landshark at Ole Miss date back to 2008. After four straight losing seasons, the Rebel football team returned to national prominence with a 9-4 record and a victory over No. 7 Texas Tech in the Cotton Bowl. Leading the charge was a defensive squad that ranked fourth in the nation in rushing defense and included All-American Peria Jerry and eventual All-SEC standout Jerrell Powe.

The term Landshark originated that season from senior linebacker Tony Fein, an Army veteran who served a one-year tour in the Iraq War before arriving in Oxford. A two-year letterman after transferring from Scottsdale (Ariz.) Community College, Fein was the 2008 recipient of the Pat Tillman Award by the Military Order of the Purple Heart.

Fein passed away in October 2009, but his legacy at Ole Miss continues through the Landshark.

With the popularity of the hand gesture, Ole Miss fans and student-athletes from other sports embraced the spirit of the Landshark, and in October 2017, the university announced the Landshark as the official mascot of the Ole Miss Rebels. Named in a tribute to Fein, Tony was unveiled in August of 2018, and has appeared at children's events.





"I've never been a quitter. It's not in my heart to give up. I don't think it should be in anybody's heart. I may give out, but I'll never give up."

Chucky Mullins

CHUCKY MULLINS COURAGE AWARD

Roy Lee "Chucky" Mullins was born on July 8, 1969, in Russellville, Alabama. After his mother's death when he was in the seventh grade, and at his request, Chucky was placed under the guardianship of Carver and Karen Phillips.

Chucky graduated from Russellville High School in 1988. He earned all-conference, all-area and all-state honors in football as a junior and senior. He was team captain and most valuable player on his high school team. He also earned three letters in football, basketball and baseball.

Because of his athletic and leadership abilities, Chucky was awarded a four-year scholarship to Ole Miss, and he arrived on campus in the summer of 1988. He was redshirted in 1988 but later saw action as a "nickel" defensive back for the Rebels and was rapidly emerging as a defensive force in the Southeastern Conference.

Tragically, his injury on Oct. 28, 1989, in the Homecoming game against Vanderbilt ended his football career and left him paralyzed. He was treated at Baptist Memorial Hospital in Memphis until February 1990, when he

was transferred to Spain Rehabilitation Center in Birmingham.

Chucky's battle with his physical disability and his undefeatable spirit changed the University of Mississippi. For months after the tragic accident, Chucky endured the grueling challenges of rehabilitation. During the difficult time, Chucky's gritty determination and positive spirit touched the lives of literally hundreds of people. More than a million dollars was raised for the Chucky Mullins Trust Fund. He was visited in the hospital and later at home by such stars as Walter Payton, Janet Jackson and President George Bush. Chucky's accident and his unbroken spirit transcended football. The people of Mississippi, the South and the entire United States rallied around this remarkable young man.

When Chucky returned to Oxford in August 1990 to begin living in the specially-equipped house built by the Trust Fund donations, he announced a determination to return to Ole Miss and pursue a degree. Against all odds, in January of 1991, he did return to the classroom. However, on May 1, 1991, as he prepared for class, he suddenly stopped breathing. Rushed to the hospital, he never regained consciousness and died five days later from complications resulting from a blood clot.

While Chucky did not have a long life, it was a particularly special one. His teammates and coaches said Chucky was a teacher. He taught others how to live their lives to the fullest and how to maintain their focus on the truly important aspects of a precious life. In the state of Mississippi, Chucky Mullins will be forever young and never forgotten.

In the spring of 1990, the Phi Beta



Dignitaries such as President George H. W. Bush (above) visited Mullins while he was in the hospital. Mullins remained a big part of the Ole Miss team up until his death. Above he is interviewed by the late Ole Miss football sideline reporter Stan Sandroni.

Sigma fraternity at Ole Miss initiated the Chucky Mullins Courage Award to be given each season to an outstanding defensive player, who is chosen by the Rebel coaching staff.

Each award recipient receives a framed Mullins jersey and has the opportunity to wear Mullins' No. 38 on the field the following season.

The 2023 recipient will be announced during preseason camp.

In 2006, the number was officially retired, joining Archie Manning's No. 18 as the only retired numbers in the Rebels' storied football history. A 38 patch, rather than the jersey number, was worn from

2006 until 2010. The decision was made in March 2011 for the jersey to remain retired and be worn only by the Chucky Mullins Courage Award winner each year. Beginning with the 2021 season, the player bestowed with the illustrious honor is given the choice between switching their jersey number to No. 38 for the season or retaining their current number and adding a No. 38 patch to the jersey.

On Sept. 26, 2014, Coliseum Drive on the Ole Miss campus was renamed Chucky Mullins Drive, honoring his life and influence in the most visible and enduring way.



A bust of **Chucky Mullins** greets the Rebels as they exit the tunnel to take Holingsworth Field on Saturdays at Vaught-Hemingway Stadium.

ALL-TIME CHUCKY MULLINS AWARD WINNERS



Chris Mitchell
1990



Jeff Carter
1991



Trea Southerland
1992



Johnny Dixon
1993



Alundis Brice
1994



Michael Lowery
1995



Derek Jones
1996



Nate Wayne
1997




Gary Thigpen
1998



Ronnie Heard
1999



Anthony Magee
2000




Kevin Thomas
2001




Lanier Goethie
2002



Jamil Northcutt
2003




Eric Oliver
2004



Kelvin Robinson
2005



Patrick Willis
2006



Jeremy Garrett
2007



Jamarca Sanford
2008



Marcus Tillman
2009



Kentrell Lockett
2010




Deterrian Shackelford
2011



Jason Jones
2012



Mike Marry
2013



Deterrian Shackelford
2014



Mike Hilton
2015



John Youngblood
2016



Marquis Haynes
2017



C.J. Moore
2018



Austrian Robinson
2019



Jaylon Jones
2020



Keidron Smith
2021



KD Hill
2022

“THE **HOLY GRAIL** OF
TAILGATING SITES”

THE SPORTING NEWS

Ole Miss





"I've been at ESPN 27 years and I've always wanted to come to this place, The Grove. It's the most beautiful place I've ever been."
 - Lee Corso, ESPN College GameDay (Oct. 4, 2014)



WALK OF CHAMPIONS

Rebel players and coaches have paraded through The Grove and been greeted by thousands of admirers approximately two hours before each football game since 1983.



- Nation's No. 1 Tailgating School (Sports Illustrated)
- Top Tailgating Spot (Tailgater Monthly)
- "The Holy Grail of tailgating sites" (The Sporting News)
- "The mother and mistress of outdoor ritual mayhem" (New York Times)
- "The mecca of tailgating in American sports" (Columbia Missourian)
- "In Oxford lies the most magical place on all of God's green, football-playing Earth: the Grove." (SI on Campus)



"I can say in definitive terms that there isn't a better place to spend a college football Saturday than at The Grove, followed by an SEC battle at Vaught-Hemingway Stadium."

- Mel Kiper Jr., ESPN

See page 202 for the history of The Grove.



HOME OF THE OLE MISS REBELS


Arkansas-Pe
Arkansas

First Seater

PUSH-UP
CREW



The gameday atmosphere on the Ole Miss campus is second to none, and fans have shown their loyalty with record-setting crowds. Vaught-Hemingway Stadium/Hollingsworth Field has been filled to capacity over the past six years, producing the eight largest single-game crowds in school history. The north end zone increased capacity to 64,038, making it the largest stadium in Mississippi.



The north end zone of Vaught-Hemingway Stadium was closed in 2016 to increase capacity to 64,038, and the entire north side of the stadium was transformed into an exciting new “front door” for Ole Miss Athletics. Fans were then introduced to a new plaza, bell tower and green space at the north side of the stadium that connects with the Walk of Champions and leads all the way from The Grove, site of the nation’s best and most unique tailgating experience. Stadium enhancements in 2016 also included new videoboards, sound system, stadium lights and a natural grass playing field for the first time since 2002. The south end zone was also renovated to add 30 luxury suites and 770 club level seats, and the west suites have been refinished.



MANNING CENTER

In the ever-expanding college football arms race, Ole Miss has joined the nation's elite with the recent \$45 million renovation to the Olivia and Archie Manning Athletics Performance Center. The renovation -- which began in January 2022 and was completed in July 2023 -- expanded the current space from 181,500 square feet to 221,000, bringing a pro mindset to the Rebel football program.

Ole Miss now trains in a 10,710-square-foot weight room, including a cardio mezzanine, yoga/pilates space, state-of-the-art technology, fueling stations and offices for the nutrition staff. The training room also expanded and features additional recovery benefits, including hydrotherapy, massage therapy, compression units, two sensory deprivation tanks, cold and hot tubs, new concussion rehabilitation technology and counseling space for mental health and nutrition consultations.

The Van Devender Family Foundation Locker Room received a complete makeover and was expanded to include a barber shop, hydro tanks, plunge pools, a players' lounge and fueling station.




Renovation began on the \$45 million Olivia and Archie Manning Athletics Performance Center in January 2022 and was completed in July 2023.

All new office spaces were built, including separate offensive and defensive team meeting rooms to supplement the existing Roland and Sheryl Burns Team Meeting Room. Office layouts were streamlined for offensive, defensive, analytics and recruiting staffs, as well as a renovated head coach's office.

The equipment room was expanded as well, along with an ESPN/SEC Network bureau cam room, a photo and video studio and a media workroom. The new Williams-Reed Foyer welcomes visitors to the Ole Miss football headquarters and the Gina and Chip Crunk Grill at 1810 remains to feed the Rebels.



HEALTH & SPORTS PERFORMANCE




"Our team of Health and Sports Performance professionals strive to provide quality health and sports performance services based on the latest in health and strength training research. By doing this we hope to not only provide our student-athletes with a better chance of winning on the field, but also give them an opportunity to lead a healthy lifestyle."

- Shannon Singletary, Executive Associate A.D. for Internal Operations

See page 210 for more information.



STRENGTH AND CONDITIONING



See page 210 for more information.





OUTSTANDING ATHLETICS

From Olympic gold medalist to Super Bowl winner to World Series champion, Ole Miss Rebels can be found at the pinnacle of many sports.

(Clockwise from top) - Ole Miss women's golf capped a magical 2021 postseason run with the first outright national title in school history; Oxford native, two-time world champion **Sam Kendrick** was an Olympic bronze medalist in 2016 and is a nine-time U.S. Champion; **Aaron Barrett** was a member of the 2019 World Series Champion Washington Nationals pitching staff, the 13th Rebel to be on a World Series winning team; Seven-time world champion, 13-time USA champion and 2012 Olympic gold medal long jumper **Brittney Reese** is one of just three women worldwide to have ever won three Olympic medals in the long jump, making Team USA in Beijing (2008, 4th), London (2012, gold), Rio (2016, silver) and Tokyo (2021, silver); **Shakira Austin** capped off a spectacular two-year career with the Ole Miss women's basketball team with an NCAA Tournament run and by hearing her name called third overall by the Washington Mystics in the 2022 WNBA Draft.



DON'T LET THE REBS GET HOT

- Ole Miss averaging 15.0 postseason teams over last three seasons out of 18 total sports
- Three straight top-40 finishes in Learfield IMG College Directors' Cup Standings (department-record No. 20 finish in 2021-22)



Despite being the last team in, Ole Miss **Baseball** captured the hearts and minds of the nation in 2022 after an improbable, made-for-TV run in the NCAA postseason that led to the first outright men's national title in department history.



Rifle notched its third straight NCAA podium finish with a fourth-place showing in 2023, led by unanimous All-American Lea Horvath.



Track & Field and Cross Country stands among the elite nationally with 13 NCAA top-25 team finishes and four NCAA Champions since 2020-21, including a 2023 weight throw win by Jalani Davis.



Softball has earned six straight NCAA Regional berths after having never done so prior to 2016, and has made the Regional Final in all six trips -- including in 2023.



Women's Basketball has made two straight trips to the NCAA Tournament, highlighted by a magical Sweet 16 run in 2023.

SINCE 2020-21

BASEBALL

- 2022 NCAA Champions
- First outright men's title in Ole Miss history
- 2 NCAA Super Regionals

MEN'S BASKETBALL

- 1 NIT berth

WOMEN'S BASKETBALL

- 2023 NCAA Sweet 16
- 2 NCAA Tournaments
- 2021 WNIT Runners-Up

FOOTBALL

- 3 bowl berths

MEN'S GOLF

- 1 NCAA Final
- 3 NCAA Regionals

WOMEN'S GOLF

- 2021 NCAA Champions
- First outright title in Ole Miss history
- 3 NCAA Finals berths
- 2 NCAA Regionals

RIFLE

- 3 NCAA Podium finishes

SOCCER

- 2021 NCAA Sweet 16
- 2 NCAA Tournaments

SOFTBALL

- 3 NCAA Regionals

MEN'S TENNIS

- 2021 NCAA Sweet 16
- 3 NCAA Regionals

WOMEN'S TENNIS

- 1 NCAA Regionals

TRACK & FIELD/CROSS COUNTRY

- 13 NCAA Top-25 finishes
- 5 NCAA Top-10 finishes
- 4 NCAA Champions
- 13 NCAA Runners-Up

VOLLEYBALL

- 1 NCAA Tournament





DEDICATED TO


Educating the state of
MISSISSIPPI

DRIVING THE PACE AT EVERY TURN.

We prepare future generations of Mississippians to lead and serve this state.
It means delivering comprehensive knowledge and hands-on research opportunities.
It means leading by example. It means driving the pace at every turn.

It's not just our purpose,
it's our commitment.

Ole Miss



Tens of thousands visitors enjoy the historic Square in downtown Oxford each year, including the famous Square Books bookstore.

- No. 2 College Town (Livability.com)
- No. 2 College Football Town (NCAA.com)
- Top 6 College Towns in America (USA Today)
- Top 10 Coolest College Towns in America (Travel & Leisure)
- Top 20 Best Small Towns in America (Smithsonian)
- Top 100 Places to Live (Money Magazine)

OXFORD, MISSISSIPPI

Touted as the “Cultural Mecca of the South,” creativity abounds in Oxford as musicians, artists and writers alike find inspiration in Oxford’s rich history, small-town charm and creative community. Nobel Prize winning author William Faulkner made his home here and many have followed in his footsteps. Oxford is also known for its exceptional culinary experiences at the many restaurants, from down-home cooking to upscale creations.

“The boys were extremely excited to come to Oxford. I think as a ballclub, with our players and all of the parents talking, I think we are falling in love with Oxford, the people here, how we are being treated and the hospitality. I think we are going to have a lot of people rooting for Ole Miss in every sport down the road after the experience they have given us here.”

- Mike Gambino, Boston College baseball coach
(at the 2016 NCAA Oxford Regional)



Ole Miss sporting events regularly attract such celebrities as movie stars Morgan Freeman and Woody Harrelson.



In addition to the popular Double Decker Arts Festival that brings thousands of visitors to Oxford each April, the town’s thriving music scene has welcomed such acts as Snoop Dogg, Willie Nelson, B.B. King, Brad Paisley, Zac Brown Band, Thomas Rhett, Three 6 Mafia, Jason Isbell and Wilco. Artists that have recorded at local Sweet Tea Studios include the Counting Crows, Gavin DeGraw, Ben Folds, the Hives, Jars of Clay and Modest Mouse. Oxford’s Lyric has been named one of the top 100 music club venues in the world by Pollstar, the leading concert industry trade publication.



COMMUNITY INVOLVEMENT

The people of Oxford offer tremendous support to the Ole Miss athletics teams, and the Rebel student-athletes return that support by being actively involved in both the Oxford and University communities. Among the worthwhile activities that Ole Miss student-athletes regularly participate in are assisting with reading programs at local schools such as “Reading with the Rebels,” visiting patients in area hospitals, being mentors to elementary school students, visiting senior adults at local retirement centers, holding several “Meet the Rebels” days throughout the year, and giving numerous talks on subjects such as drug awareness and staying in school to area students. Additionally, over recent spring breaks, members of the football team have done mission work in such locales as Panama, Haiti and the Mississippi Delta.

See page 211 for more information.



(Clockwise from Top) - In June 2023, members of the Ole Miss football team assisted with recovery efforts following devastating tornadoes in Rolling Fork, Mississippi; Senior defensive end **JJ Pegues** helps lead cleanup efforts in Rolling Fork; junior quarterback **Jaxson Dart** (bottom right) and sophomore running back **Quinshon Judkins** (top left) have some fun with local elementary students as part of the Ole Miss “Reading with the Rebels” program.





HEAD COACH LANE KIFFIN

Lane Kiffin just wrapped up his third season at Ole Miss and has helped lead the Rebels to three straight bowl appearances in his first few years in Oxford.

In 11 years at the NCAA level, Kiffin has posted an all-time record of 84-47, including a 23-13 mark at Ole Miss.

The Rebels once again ranked amongst the top of the nation in multiple offensive statistics in 2022. Ole Miss was No. 3 nationally in rushing offense (256.6) and No. 8 in total offense (496.4). Kiffin helped mentor and recruit talented true freshman running back Quinshon Judkins. Judkins set the Ole Miss single-season record in both rushing yards (1,567) and rushing touchdowns (16).

Kiffin guided the Rebels to a 10-3 record in 2021, the first 10-win regular season in school history. That included a perfect 7-0 mark at Vaught-Hemingway Stadium, part of an ongoing nine-game home win streak for Kiffin's teams.

The Rebels finished the season ranked No. 11 in both the AP and AFCA Coaches Poll; its highest final ranking since 2016.

Kiffin's second year at Ole Miss was once again highlighted by one of college football's most exciting offenses. For the second straight season, the Rebels led the SEC in total offense (492.5 ypg). Ole Miss has eclipsed 600 yards of total offense seven times under Kiffin after hitting that mark just 16 times in the program's history before his arrival.

The Rebel defense ranked as one of the top-five most-improved units in the FBS, allowing 13.6 fewer points per game this season compared to 2020.

Kiffin quickly turned the Rebels into an offensive machine in 2020. Ole Miss ranked top 20 in the FBS in nine different offensive categories, including having the No. 3 team in the country in total offense, shattering the school record with 555.5 yards per game. Wide receiver Elijah Moore and quarterback Matt Corral were two of the main cogs in the Rebels' high-powered offense.

Moore earned first-team consensus All-America accolades after a historic and shortened 2020 junior season. The Fort Lauderdale, Florida, native hauled in a school record 86 receptions for 1,193 yards and eight touchdowns during his last season in a Rebel uniform. Moore, a Biletnikoff finalist, led the country in receiving yards per game (149.1) and receptions per game (10.8).

Corral became just the fourth SEC player ever to finish as the NCAA leader in total offense per game (384.9), joining Pat Sullivan (1970), Rex Grossman (2001) and Johnny Manziel (2012). The signal-caller also finished No. 5 in passing yards per game (333.7), No. 7 in passing TDs (29), No. 9 in passing efficiency (177.6) and No. 11 in passing yards per completion (14.5).

The Rebels broke the SEC record for total offense in conference games (562.4 ypg), besting LSU's mark

of 550.0 yards per game set last season during the Tigers' run to a national title.

The offensive explosion by the Rebels came as no surprise, as Kiffin has shown a propensity in helping turn programs around. In his first seasons at FAU, USC and Tennessee, Kiffin's team improved in win differential (+3.33), scoring (+10.2), passing (+34.5 ypg) and rushing (+51.3 ypg).

In December 2016, Kiffin took over an FAU program that had won a total of nine combined games over the previous three seasons. Kiffin proceeded to take the Owls to new heights over the last three years, including two conference titles and two 10-win seasons.

Kiffin led the Owls to a 10-3 record this season, including Saturday's 49-6 win over UAB in the Conference USA Championship Game. The Owls led the nation in interceptions (19) and turnovers gained (29). FAU also leads C-USA in scoring offense (34.1), red zone offense (0.911), fumbles lost (3) and turnover margin (1.58).

In his first season in Boca Raton, Kiffin started 1-3 but reeled off a program-high 10 consecutive wins to finish the 2017 campaign at 11-3. The Owls' 11 victories were two more than the previous three seasons combined and earned the program votes in national polls. The seven-game improvement tied for the fifth-best turnaround in FBS history. Along the way, 41 individual or team records were amassed, and an FAU-record 21 players earned All-Conference USA.

The Owls captured their second conference title in program history, the first since joining C-USA and first since 2007. FAU remained a perfect 3-0 in bowl play by defeating Akron in the Boca Raton Bowl, 50-3. Statistically, the Owls finished in the top-25 in 16 team categories, including: No. 2 in passes intercepted, No. 5 in first down offense, No. 6 in rushing offense, No. 8 in kickoff return defense, red zone offense and turnovers lost, and No. 9 in total offense and turnover margin (by comparison, FAU was No. 72 the previous season in total offense and No. 99 in turnovers gained).

Kiffin joined the FAU Owls after three seasons at the University of Alabama, where he served as the Tide's offensive coordinator and quarterbacks coach. He was a finalist for the Frank Broyles Award in 2014, which goes to the country's best assistant coach.

His final season with the Tide, Kiffin mentored Jalen Hurts, the first freshman to start at quarterback in head coach Nick Saban's career. Hurts finished 13-1 as the starting QB and guided Alabama to an SEC title and to the National Championship game. Hurts was a Freshman All-American, the SEC Offensive Player of the Year and the SEC Freshman of the Year. He was a finalist for the Manning Award, the Earl Campbell Tyler Rose Award, a semifinalist for the Walter Camp Player of the Year and the Davey O'Brien Award, presented annually to the nation's top quarterback.

In 2015, Kiffin oversaw the development of quarterback Jake Coker, who finished his career 14-0 as a starter at Alabama and led the nation in completion percentage over the final 10 games of the season at 72.2 percent. Coker threw for 3,110 yards with 21 touchdowns, which ranks as the second-most passing yards in school history. On the ground, Kiffin fed Heisman Trophy running back Derrick Henry the ball a school-and SEC-record 395 times for a record 2,219 yards and 23 touchdowns. Henry's 2,219 yards was also the fifth-most rushing yards in a single season in college football history.

One of Kiffin's first responsibilities at Alabama was identifying a starting quarterback and then developing Blake Sims in 2014. With three-year starter and All-American AJ McCarron off to the NFL, Kiffin oversaw Sims' rise to the top of the Alabama depth chart en route to a school-record 3,487 passing yards and 3,837 yards of total offense while completing 64.5 percent of his passes. He ranked tied for fourth nationally in total QBR (83.7) and seventh in passing efficiency (157.9). Sims was selected second-team All-SEC, named to the Senior Bowl, tabbed as a finalist for the Manning Award and a semifinalist for the Davey O'Brien Award.

He spent the previous three-plus seasons as the head coach at Southern California, where he compiled a record of 28-15. Kiffin's 2012 USC squad went 7-6 overall and 5-4 in the Pac-12 South, good for second place. Wide receiver Marquise Lee was a unanimous first team All-American and won the Biletnikoff Award while also being named the Pac-12 Offensive Player of the Year. Quarterback Matt Barkley, who won the Wuerffel Trophy, set conference records for passing yards and passing touchdowns.

Kiffin led the Trojans to a 10-2 record in 2011 and a sixth-place finish in the final Associated Press poll. The team finished first in the Pac-12 South with a 7-2

mark. His 2011 USC offense produced a 3,500-yard passer, a pair of 1,000-yard receivers and a 1,000-yard rusher. Three Trojans earned First Team All-America honors (Matt Kalil, Robert Woods and T.J. McDonald) and five were named Freshman All-Americans.

In his first year as the head coach at USC, Kiffin led the Trojans to an 8-5 record (5-4 Pac-10). Before his arrival, the Trojans were averaging 26.5 points per game in scoring offense and 389.1 yards per game in total offense. In his first two seasons, those numbers increased to 31.0 points per game and 431.5 yards in 2011 and 35.8 points and 456.8 yards in 2012.

Prior to his tenure at Southern California, Kiffin served as the head coach at Tennessee in 2009. He led the Volunteers to a second-place finish in the SEC East and an appearance in the Chick-fil-A Bowl. The Volunteers' offense jumped at least 34 places in every national statistical category over the 2008 figures. Tennessee improved from 17.3 to 29.3 points per game while going from 268.8 to 383.5 yards per game in total offense.

Kiffin came to Tennessee from the Oakland Raiders, where he served as head coach from 2007-08. At 31, he was the youngest head coach in the NFL's modern era. Oakland's offense significantly improved in his first year, up 7.2 points per game and 48.6 yards per game from 2006.

Prior to his first head coaching job, Kiffin spent six years as an assistant coach for Pete Carroll at Southern California, including two years as the offensive coordinator (2005-06). During his first tenure with the Trojans, USC captured two national championships and compiled a 65-12 record. Kiffin was promoted to passing game coordinator in 2004 and helped Matt Leinart win the Heisman Trophy as he passed for 3,322 yards with 33 touchdowns and just six interceptions.

He took over as USC's offensive coordinator in 2005 and led the Trojans to a scoring average of 49.1 points per game and 579.8 yards per game of total offense during his two years as offensive coordinator. Kiffin started at USC in 2001 as the tight ends coach and then coached the wide receivers during his remaining five years.

Kiffin graduated from Fresno State in 1998 with a degree in recreational and leisure services after playing quarterback for three seasons (1994-96) for the Bulldogs. He began his coaching career as a student assistant at Fresno State under Pat Hill in 1997 and 1998. He moved on to Colorado State in 1999 as a graduate assistant. He spent the 2000 season as defensive quality control assistant with the Jacksonville Jaguars under Tom Coughlin.

Kiffin attended Bloomington Jefferson High in Bloomington, Minnesota, where he played football, basketball and baseball. He has two daughters, Landry and Presley, and one son, Knox.

LANE KIFFIN NUGGETS AND RECORDS

- Has coached 95 NFL Draft picks, including 18 first round selections
- Has mentored four Heisman Trophy winners
- SEC record for total offense (562.4 ypg) in conference games in first season at Ole Miss
- Owns three of top-five total offense seasons in Ole Miss history
- Owns three of five 700-yard games in Ole Miss history, as well as 20 games with 600 yards or more (only 16 in Ole Miss history prior to his arrival)
- Ranked top-10 in the nation in total offense each of first three seasons
- Quinshon Judkins: school records in rushing yards (1,567), rushing attempts (274) and rushing TD (16) as a freshman in 2023; led Ole Miss to school record 3,336 team rushing yards
- Elijah Moore: school record 86 receptions and nation-best 149.1 receiving yards per game and 10.8 receptions per game in 2020
- Matt Corral led the nation in total offense in 2020, averaging 384.9 ypg
- Most consecutive wins over AP Top-25 teams: 16 (at USC, 2002-05)
- Most consecutive games scoring at least 20 points: 63 (at USC, 2002-06)
- Mentored Marquise Lee to fourth-most all-purpose yards in a single game (469, vs. Arizona, Oct. 27, 2012)
- Marquise Lee: 19th-best all-purpose season in NCAA history (16th at the time): 2,693 yards, 206.4 ypg
- Reggie Bush won all-purpose title in 2005 before NCAA vacated it: 2,890 yards, 222.3 ypg, most yards since 1991
- Matt Leinart: ended career sixth all-time in career passing efficiency (159.5)
- Matt Barkley: ended career eighth all-time in career passing TDs (116)
- Marquise Lee: 345 receiving yards vs. Arizona on Oct. 27, 2012, still the sixth most in a game in FBS history (fifth at the time)
- Dwayne Jarrett: ended career sixth in TD rec. (41)
- 2005 USC ended ranked fifth all-time in total offense (7,537 yards, 579.8 ypg); 10th all-time now
- 2005 USC ended ranked seventh all-time in scoring (638 points, 49.1 ppg); 13th all-time now
- 2005 USC champions in total offense (579.8 ypg)
- 2015 Alabama stands as one of four teams in FBS history with a 2,000-yard rusher (Derrick Henry, 2,219), 2,000-yard passer (Jake Coker, 3,110) and a 1,000-yard receiver (Calvin Ridley, 1,045)
- Derrick Henry holds FBS record for most games scoring a TD in a season (15, 2015)
- Derrick Henry ended 2015 with fifth-most rushing yards in a season in FBS history (2,219, 147.9 ypg)
- Amari Cooper finished 2014 season with 15th-most receptions in a single season in FBS history (124)
- Amari Cooper finished 2014 season ranked 17th all-time in receiving yards in a single season (1,727)
- FAU's Devin Singletary's stands as one of just six in FBS history to rush for 4 TD in one quarter (first quarter, vs. Bethune-Cookman, Sept. 15, 2018)
- FAU's Devin Singletary ended career sixth all-time on the FBS rushing TD list (66)
- Singletary's 2017 season ranks third in FBS history with 198 points scored (stat champion); also ranks 10th on the all-time career scoring list (402) and ninth on the career PPG list (10.59)

LANE KIFFIN BREAKDOWN

PERSONAL INFORMATION

BORN: May 9, 1975

EDUCATION: Fresno State (1998)

FAMILY: Landry and Presley (daughters); Knox (son)

COACHING EXPERIENCE

Fresno State (Student Assistant, 1997-98)

Colorado State (Graduate Assistant, 1999)

Jacksonville Jaguars (Off. Quality Control, 2000)

USC (Tight Ends, 2001)

USC (Wide Receivers, 2002-04)

USC (Passing Game & Off. Coordinator, 2005-06)

Oakland Raiders (Head Coach, 2007-08)

Tennessee (Head Coach, 2009)

USC (Head Coach, 2010-13)

Alabama (Off. Coordinator/QBs, 2014-16)

FAU (Head Coach, 2017-19)

Ole Miss (Head Coach, 2020-Pres.)

COLLEGIATE HEAD COACHING RECORD

| Year | School | Record / Conf. | Finish / Bowl |
|---------------------|------------|---------------------|--------------------------|
| 2009 | Tennessee | 7-6 / 4-4 | T-2nd SEC East / Peach |
| 2010 | USC | 8-5 / 5-4 | T-3rd Pac-10 |
| 2011 | USC | 10-2 / 7-2 | 1st Pac-12 South |
| 2012 | USC | 7-6 / 5-4 | T-2nd Pac-12 South / Sun |
| 2013 | USC | 3-2 / 0-2 | -- |
| 2017 | FAU | 11-3 / 8-0 | 1st C-USA East / Boca |
| 2018 | FAU | 5-7 / 3-5 | 5th C-USA East |
| 2019 | FAU | 10-3 / 7-1 | 1st C-USA East / Boca* |
| 2020 | Ole Miss | 5-5 / 4-5 | 5th SEC West / Outback |
| 2021 | Ole Miss | 10-3 / 6-2 | 2nd SEC West / Sugar |
| 2022 | Ole Miss | 8-5 / 4-4 | 4th SEC West / Texas |
| Totals | | 84-47 (.641) | 11 seasons |
| at Ole Miss | | 23-13 (.639) | 3 seasons |
| | SEC | 14-11 (.560) | |
| Conf. Totals | | 53-33 (.616) | 11 seasons |
| SEC Totals | | 18-15 (.545) | 4 seasons |

* Did not coach 2019 Boca Raton Bowl; was hired at Ole Miss on Dec. 7, 2019

PERSONAL

- Has 13 seasons of head coaching experience between FBS and NFL.
- One of two active head coaches in the SEC to have been an NFL head coach.
- Holds a 84-47 (.641) in 11 seasons as head coach at the FBS level.
- Has been a coach on three national championship teams.
- Graduated from Fresno State in 1998 after earning three letters for the Bulldogs in football (1994-96).
- Played football, basketball and baseball at Bloomington HS in Bloomington, Minnesota.
- His father, Monte, was a legendary NFL defensive coordinator.



The Kiffin family (L-R): Lane, Knox, Presley, Landry and Juice



Kiffin boasts 13 seasons of head coaching experience between the NFL and FBS.



john david
BAKER

Assistant Coach • Co-Offensive Coordinator/Tight Ends
3rd Season



John David Baker is in his third season at Ole Miss in 2023, and his second as the co-offensive coordinator after serving as the passing game coordinator and tight ends coach in 2021.

In two seasons as the co-offensive coordinator, Baker has helped oversee an Ole Miss attack that has posted two of the top-five seasons in total offense in Ole Miss history. In 2022, the Rebel rushing attack broke the school record with 3,336 yards.

In his first season, Baker oversaw a lights-out passing attack from the Rebel offense. The Rebels led the SEC in total offense (492.5 ypg), led by a superb final season by quarterback Matt Corral, who left Ole Miss as one of its best signal callers of all time.

Baker was announced as Ole Miss' passing game coordinator and tight ends coach on Jan. 25, 2021 after spending the previous two seasons at USC, serving as tight ends coach in 2020.

Baker, who was named to 247Sports' 30Under30 in 2020, was an offensive quality control analyst for the Trojans during the 2019 season.

The San Angelo, Texas, native was an offensive quality control coach at North Texas for three seasons (2016-18). In 2018, UNT ranked No. 12 in passing (306.8), No. 20 in total offense (460.5) and No. 26 in scoring (34.6). Wide receiver Rico Bussey Jr. hauled in 68 passes for 1,017 yards with 12 TDs and running back DeAndre Torrey tallied 15 TDs on the ground.

North Texas ranked No. 19 nationally in scoring (35.5), No. 21 in passing (291.9) and No. 24 in total

offense (455.1) in 2017. Quarterback Mason Fine set school season records for passing yards (4,052) and touchdowns (31).

The Mean Green qualified for bowl games each year that Baker was on staff (2016 Heart of Dallas, 2017 New Orleans, 2018 New Mexico).

Prior to North Texas, he was a graduate assistant at Abilene Christian, his alma mater, in 2014 and 2015, working with the quarterbacks.

Baker played quarterback for the Amarillo Venom indoor football team in 2014 (Lone Star Football League) and 2015 (Champions Indoor Football).

He played quarterback for four seasons (2010-13) at Abilene Christian. As a senior in 2013, Baker completed 247-of-369 passes (66.9%) for 3,376 yards and 35 TDs, with just five interceptions. Baker also rushed for 256 yards and five TDs. His 40 total TDs were a school record. In his first career start, he threw for a school-record seven touchdowns against Concordia College.

Baker received his bachelor's degree in exercise science in 2014 and his master's degree in higher education in 2016, both from Abilene Christian.

He prepped at Lake View High (Texas) where he earned all-district honors in both football and baseball. Baker threw for 2,240 yards and 22 touchdowns and ran for 688 yards and 18 TDs his senior season.

JOHN DAVID BAKER BREAKDOWN

COACHING CAREER

- 2022-Pres....Ole Miss (Co-Offensive Coord./TEs)
- 2021Ole Miss (Passing Game Coord./TEs)
- 2020USC (Tight Ends)
- 2019USC (Offensive Quality Control)
- 2016-18.....North Texas (Offensive Quality Control)
- 2014-15.....Abilene Christian (GA/Quarterbacks)

PERSONAL

- Named to 247Sports' 30Under30 list in 2020.
- Made a bowl in all three seasons at North Texas.
- Worked with a North Texas offense that ranked top-25 nationally in several categories in 2018 and 2019.
- Played two seasons of indoor football as quarterback for the Amarillo Venom, while also a graduate assistant at his alma mater, Abilene Christian.
- Recorded a school-record 40 touchdowns during his senior season at Abilene Christian, which included seven touchdowns in his first career start.

STAFF EXPERIENCE

COLLEGE

| | |
|-----------------------------|----------|
| Lane Kiffin | 20 years |
| Derrick Nix | 18 years |
| Pete Golding | 17 years |
| Keynodo Hudson | 15 years |
| John Garrison | 14 years |
| Jake Schoonover | 13 years |
| Wes Neighbors III | 12 years |
| Kevin Smith | 6 years |
| Randall Joyner | 5 years |
| Charlie Weis Jr. | 5 years |
| John David Baker | 3 years |

OTHER

NFL

| | |
|-----------------------|---------|
| Lane Kiffin | 2 years |
| Derrick Nix | 1 year |

HEAD COACH (NCAA & NFL)

| | |
|-----------------------|----------|
| Lane Kiffin | 13 years |
|-----------------------|----------|



john
GARRISON

Assistant Coach • Offensive Line

1st Season



JOHN GARRISON BREAKDOWN

COACHING CAREER

- 2022-Pres.....Ole Miss (Offensive Line)
- 2019-22.....NC State (Offensive Line)
- 2018FAU (Run Game Coord./Offensive Line)
- 2015-17.....UNLV (Run Game Coord./Offensive Line)
- 2013-14.....Nebraska (Offensive Line)
- 2011-12.....Nebraska (Asst. Offensive Line/Tight Ends)
- 2008-10.....Nebraska (Intern)
- 2005-07.....Blue Mountain HS [Mo.] (Asst. Coach)

PERSONAL

- Four-year letterman at Nebraska, earning All-Big 12 accolades as a junior and senior.
- Appeared in the 2001 BCS National Championship game as the starting center for the Huskers.
- Honored as one of the nation's top 25 recruiters by Rivals.com in 2014.
- He and his wife, Jamie, have four children: Lilly, Jack, Valerie and Beau.

John Garrison joined the Ole Miss football program as run game coordinator and offensive line coach prior to the 2022 Texas Bowl.

Garrison, who spent the last four seasons at NC State, has over 15 years experience coaching at the collegiate level.

The Blue Springs, Missouri, native led a Wolfpack o-line in 2022 that featured two All-ACC selections in Grant Gibson and Chandler Zavala. Gibson recorded 38 pancake blocks in 10 games this season and allowed just two sacks in 643 total snaps while anchoring the Pack offensive line. Zavala registered 31 pancake blocks and allowed just 0.5 sacks in 747 snaps this season. Zavala was named a midseason All-American according to The Athletic and has started all 12 games this year at left guard.

From 2019 until 2021, Garrison helped mentor one of the most successful offensive linemen in NC State history. Ikem Ekwonu was a three-year starter for the Wolfpack and earned unanimous All-America accolades as a junior last season. A finalist for the Outland Trophy in 2021, Ekwonu was the first offensive player selected in the 2022 NFL Draft, as he was chosen sixth overall by the Carolina Panthers.

Under the guidance of Garrison, NC State ranked third in the ACC in 2021 allowing 25 sacks on the year, despite losing its starting left guard midway through the season.

Prior to NC State, Garrison spent the 2018 season as run game coordinator and offensive line coach for Kiffin at FAU. Garrison's 2018 FAU line ranked 13th in the FBS in sacks giving up just 1.17 sacks per game. The Owls also led Conference USA and ranked No. 14 in the FBS in rushing with 241.8 yards per contest.

Garrison also coordinated the run game and o-line at UNLV from 2015-17. In 2017, the Rebels finished 15th in the country in rushing and set the school record for fewest quarterback sacks allowed. During his first season in Las Vegas, the Rebel line helped the team post a dramatic improvement in the run game, finishing 36th in the nation in yards per game.

Garrison returned to Nebraska, his alma mater, for his first collegiate coaching position in 2008. He would go on to spend seven seasons with the Cornhuskers, beginning as an intern and then serving as offensive line coach in 2013 and 2014. Garrison's offensive line paved the way for All-American Ammer Abdullah, who rushed for more than 1,500 yards in both the 2013 and 2014 season.

In 2014, Garrison was honored for exceptional work on the recruiting trail for the Cornhuskers as Rivals.com tabbed him as one the nation's top 25 recruiters.

Garrison was a four-year letterman at Nebraska from 1999 to 2002, and earned honorable-mention All-Big 12 accolades as a junior and senior. Garrison was Nebraska's starting long snapper as a true freshman in 1999, helping the Huskers to a 12-1 record and Big 12 title. He was a backup center and guard, and handled long snapping duties in 2000.

In 2001, Garrison moved into the lineup as the starting center and helped Nebraska to an appearance in the BCS National Championship Game, while quarterback Eric Crouch won the Heisman Trophy. In his senior season, Garrison was elected by his teammates as one of three co-captains.

Garrison graduated from Nebraska with a degree in secondary education in 2003. He and his wife, Jamie, have four children: Lilly, Jack, Valerie and Beau.



pete GOLDING

Assistant Coach • Defensive Coordinator/Linebackers

1st Season



PETE GOLDING BREAKDOWN

COACHING CAREER

- 2023-Pres.....Ole Miss (Defensive Coordinator/LBs)
- 2018-22.....Alabama (Defensive Coord./Inside LBs)
- 2016-17.....UTSA (Defensive Coord./Cornerbacks)
- 2014-15.....Southern Miss (Safeties)
- 2012-13.....Southeastern Louisiana (Defensive Coord.)
- 2010-11.....Delta State (Defensive Coord./Ds)
- 2008-09.....Tusculum (Defensive Coord./DBs)
- 2007Tusculum (Defensive Backs)
- 2006Delta State (Graduate Assistant)

PERSONAL

- Member of Alabama's 2020 National Championship team, leading the SEC in scoring (19.0 ppg).
- Tutored two-time Bronco Nagurski Trophy Winner, Will Anderson Jr. who became the first Alabama player to ever earn unanimous All-America honors.
- Helped lead UTSA to its first bowl game in program history -- the 2016 Gildan New Mexico Bowl.
- He and his wife Carolyn have three children: Braxton, Bentley and Bailey.

Pete Golding joined Ole Miss as defensive coordinator in January 2023 after serving five seasons at Alabama in the same capacity.

In his five seasons leading the Crimson Tide defense, Alabama ranked top-20 in the FBS in scoring defense every year and finished top-10 in either scoring or total defense four times.

The 2022 Alabama defense again proved to be one of the best in the nation, ranking ninth in scoring defense (18.2) and 13th in total defense (318.2 ypg). The Crimson Tide allowed just 4.6 yards per play last season, which led the SEC and ranked No. 4 nationally.

Two-time Bronco Nagurski Trophy winner Will Anderson Jr., anchored Golding's defense the last several seasons. Anderson became the first Alabama player ever to earn unanimous All-America honors after leading the SEC and finishing No. 11 in the country in sacks (10.0).

Alabama ranked fourth in rushing defense (86.0 ypg) and seventh in total defense (304.1 ypg) in 2021, while allowing just 20.1 points per game and holding opponents for a 31.1 percent conversion rate on third down, which was seventh nationally. Middle linebacker Henry To'oTo'o led the team with 112 tackles, while Anderson set the NCAA record (since 2000) for tackles for loss in a season with 34.5.

Golding's 2020 defense led the SEC in scoring (19.0 ppg) and got better as the season progressed, allowing just 15 points per game over the final nine contests en route to the national championship. The Tide ranked third in the league in total defense and rushing defense while the pass efficiency defense also led the league and ranked 18th nationally.

Golding's unit was devastated by injuries in 2019 and forced the staff into starting two true freshmen at the mike and will positions in the Tide's base 3-4 scheme. Alabama still managed a top-20 defense, limiting opponents to just 324.4 yards and 18.6 points per game.

Alabama's defense finished the 2018 season ranked third nationally in scoring (18.1 ppg) and 16th in total defense (319.5 ypg). The rushing defense was 19th nationally (121.3 ypg) while the pass efficiency defense ranked 23rd. Alabama also ranked 10th nationally in sacks per game at 3.0.

Prior to Alabama, Golding coached cornerbacks and handled defensive coordinator duties at the University of Texas-San Antonio in 2016 and 2017. Golding's 2017 defense at UTSA ranked seventh in the Football Bowl Subdivision, allowing just 287.8 yards per game. The Roadrunners finished eighth in scoring defense (17.0 ppg), second in first downs defense

(166) and 19th in pass efficiency defense (112.19).

In his first season with the Roadrunners in 2016, Golding helped lead the program to six wins and its first bowl game -- the 2016 Gildan New Mexico Bowl. His defense set several school records, including single-season standards for tackles (934), TFLs (77), sacks (27) and QB hurries (38).

Golding joined the UTSA staff after spending two years as an assistant at Southern Miss where he coached the safeties. The Golden Eagles posted a six-win improvement in his second season, finishing 9-5 overall with a trip to the Heart of Dallas Bowl while winning the Western Division of Conference USA.

Prior to his time in Hattiesburg, Golding was the defensive coordinator and defensive backs coach at Southeastern Louisiana for two seasons (2012-13). He helped guide the Lions' program to a school-record 11 wins and its first conference title (Southern) since 1961 with a 7-0 league record.

Before heading to Hammond, Golding was the defensive coordinator at his alma mater Delta State from 2010-11, leading the Statesman to the 2010 NCAA Division II National Championship Game and the Gulf South Conference title.

He also spent three years on staff at Division II Tusculum, coaching the defensive backs while coordinating the defense the final two years as the Pioneers developed into a record-setting defensive unit under his direction.

Golding began his coaching career as a graduate assistant at Delta State in 2006 after starting four seasons at safety for the Statesmen (2002-05).

A native of Hammond, Louisiana, Golding and his wife Carolyn have three children, Braxton, Bentley and Bailey. Golding graduated from Delta State in 2005 with a degree in business.



keynodo HUDSON

Assistant Coach • Cornerbacks

1st Season



KEYNODO HUDSON BREAKDOWN

COACHING CAREER

- 2023-Pres.....Ole Miss (Cornerbacks)
- 2021-22.....Western Kentucky (Cornerbacks)
- 2019-20.....Illinois (Defensive Backs)
- 2017-18.....Florida Atlantic (Cornerbacks)
- 2012-16.....USC (Defensive Admin. Assistant)
- 2009-11.....Mainland HS (Defensive Coordinator)
- 2004-08.....Charleston (Secondary)

PERSONAL

- Developed Western Kentucky's defensive back unit into leading Conference USA in interceptions with 23 in 2021.
- Hudson helped FAU finish second nationally in 2017 in interceptions with a program-record 20.
- Assisted in crafting multiple top-10 recruiting classes at USC as a defensive administrative assistant.
- Played college football at Reedley College before spending his final season at West Virginia Tech.

Keynodo Hudson enters his first season at Ole Miss as cornerbacks coach.

Hudson came to the Rebels after serving in the same position the past two seasons at Western Kentucky. He has also coached in the Big Ten and Pac-12 during his career and has spent multiple seasons on Kiffin's staff at both Florida Atlantic and USC.

The Tampa native mentored a defensive backfield that helped WKU rank No. 3 in FBS in 2022 with 19 total interceptions. The Hilltoppers' ball-hawking defense led the entire country with 32 total takeaways last year.

In his first season at WKU, Hudson helped lead a defensive back unit that led Conference USA in interceptions with 23 for the season. The WKU DBs also returned two interceptions for touchdowns. Additionally, Beanie Bishop was selected to the All-Conference USA first team.

Prior to WKU, Hudson spent two years on staff at Illinois. In 2020, the Fighting Illini tied for sixth in the Big Ten with seven interceptions in eight games. In his first year at Illinois in 2019, Hudson helped lead Illinois to six wins and an appearance in the Redbox Bowl vs. Cal, the program's first bowl berth in five years.

That season, the Fighting Illini had one of the biggest upsets in Big Ten history with a 24-23 victory over No. 6 Wisconsin after entering the day as a 30-point underdog. The Wisconsin victory sprung Illinois to four straight Big Ten wins – the first four-game Big Ten winning streak for the Fighting Illini since the 2001 Big Ten Championship team finished the regular season with seven straight conference victories.

Hudson went to Illinois from Florida Atlantic, where he spent the 2017 and 2018 seasons as cornerbacks coach. In his first season at FAU in 2017, Hudson helped the Owls finish second nationally in interceptions with a program-record 20. Shelton Lewis – a first team All-CUSA selection – and Chris Tooley led the cornerbacks with four interceptions each, while Lewis led the team with eight pass breakups. FAU finished the year on a 10-game win streak, including victories over North Texas in the Conference USA Championship and Akron in the Boca Raton Bowl.

Before FAU, Hudson spent six seasons (2012-16) as a defensive administrative assistant at USC. In Los Angeles, he served in an off-field role for the Trojans and was an important cog in USC's recruiting machine, both identifying talent and dealing with prospects on campus, helping craft several top-10 recruiting classes in the process.

USC had three 10-win seasons during Hudson's time there, including a win in the 2017 Rose Bowl over Penn State that helped the Trojans finish No. 3 in the final Associated Press poll. During the 2016 season, both his and Helton's time at USC overlapped.

Hudson started his career at the University of Charleston (2004-08) before becoming the defensive coordinator at Mainland High School in Daytona Beach, Fla. (2009-11). He played college football at Reedley College (1997-2000) before transferring to West Virginia Tech. He played his final season for the Golden Bears in 2001 and earned his degree from the school in 2004.



randall JOYNER

Assistant Coach • Defensive Line

3rd Season



Randall Joyner just finished his second season as defensive line coach with the Rebels.

Joyner coached a strong defensive line unit in 2022 that helped push the Rebels to No. 3 in the SEC in sacks -- led by a dominant trio on the line of Jared Ivey, Cedric Johnson and Tavius Robinson. Those three Rebels combined for 12.0 of Ole Miss' 35.0 sacks on the year. Robinson, who was drafted in the fourth round by the Baltimore Ravens in the 2023 NFL Draft, tied for the national lead with five forced fumbles.

Joyner's first season in Oxford was highlighted by a record-breaking campaign by All-American senior defensive end Sam Williams, who tied the Ole Miss single-season sacks record with 10.5. Overall, Williams tallied 16.0 tackles for loss, forced four fumbles, recovered one for a 33-yard touchdown vs. Austin Peay, and had eight QB hurries. His 57 total tackles were the most by a Rebel defensive lineman since 2018. Williams was ultimately the top draft pick for Ole Miss in the 2022 NFL Draft, going 56th overall to the Dallas Cowboys in the second round.

Joyner, who was named to 247Sports' 30under30 list in 2018 and 2019, spent three seasons mentoring defensive linemen at SMU. In 2019, Joyner's line was part of a defense that ranked No. 1 in the FBS for sacks per game at 3.92 and in the top three in tackles for loss at 8.5.

That season, Joyner mentored Second Team All-AAC selection Delontae Scott, who ranked second in the league (16th NCAA) in tackles for loss with 1.4 per game. Scott finished the season with 18.0 TFLs, ranking him second all-time in a season at SMU. His 10.0 sacks placed him fourth on the Mustangs' single-season list and his career total (18.0) tied him for sixth all-time by a Mustang.

During the 2016 and 2017 seasons, Joyner was as a defensive graduate assistant with the Buckeyes, working primarily with the team's defensive line. Ohio State went 23-4 during his two seasons with a trip to the CFP Semifinals in 2016 and a Big Ten Championship and win in the Cotton Bowl in 2017.

He served in the same capacity during the 2015 season at Hawaii. Joyner's coaching career began as a volunteer assistant with the Mustangs.

A four-year letterwinner at SMU, Joyner played in 50 games registering 240 total tackles, 10.5 tackles for loss, six forced fumbles and four interceptions. As a senior, Joyner was a semifinalist for the Campbell Trophy.

He and his wife, Trimiesha, have one daughter, Aniyah. Joyner has a bachelor's in sport management from SMU in 2014, and a master's in kinesiology from Hawaii in 2017.

RANDALL JOYNER BREAKDOWN

COACHING CAREER

- 2021-Pres....Ole Miss (Defensive Line)
- 2018-20.....SMU (Defensive Line)
- 2016-17.....Ohio State (Graduate Assistant)
- 2015.....Hawaii (Graduate Assistant)
- 2014.....SMU (Volunteer Assistant)

PERSONAL

- Named to 247 Sports' 30under30 list back-to-back seasons (2018, 2019).
- Tutored a SMU defensive line that helped lead the nation in sacks during the 2019 campaign.
- Coached Second Team All-AAC selection Delontae Scott, who recorded 18.0 TFL in 2019 for the second most in a single season in school history.
- Began his coaching career at his alma mater, SMU.
- Played in 50 games over four seasons for the Mustangs and was a semifinalist for the Campbell Trophy as a senior.



Wes
NEIGHBORS III

Assistant Coach • Safeties

1st Season



WES NEIGHBORS III BREAKDOWN

COACHING CAREER

- 2023-Pres....Ole Miss (Safeties)
- 2022Maryland (Safeties)
- 2021Louisiana (Safeties)
- 2020USF (Safeties)
- 2018-19.....FAU (Safeties)
- 2015-17.....Alabama (Analyst)
- 2014Alabama (Graduate Assistant)
- 2013Alabama (Defensive Intern)
- 2011-12.....Alabama (Student Assistant)

PERSONAL

- At Louisiana, the Ragin' Cajuns had one of the top defenses in 2021 at 14th nationally allowing only 190.1 passing yards per game.
- Under his guidance, in 2019 FAU led the nation in total takeaways (33) and interceptions (22).
- A member of special teams units for Alabama from 2008-11, winning BCS titles in 2009 and 2011.

Wes Neighbors III is in his first year as safeties coach at Ole Miss.

Neighbors arrives in Oxford after serving as a position coach at Maryland, Louisiana, South Florida and Florida Atlantic throughout his coaching career. He was on Lane Kiffin's staff at FAU during the 2018 and 2019 seasons.

The Huntsville, Alabama, native spent the 2022 season as the safeties coach at Maryland. With the Terps, Neighbors mentored Maryland's top two tacklers in Beau Brade and Dante Trader Jr. Brade and Trader tied for the most interceptions on the team with two.

Neighbors also coached safeties at Louisiana in 2021, helping lead the Ragin' Cajuns to a historic 13-1 season and a Sun Belt championship. The season culminated with a win in the R+L New Orleans Bowl against Marshall where he served as the interim defensive coordinator, holding Marshall to just 21 points.

Under Neighbors' tutelage, Louisiana had one of the best defenses in the nation in 2021, standing 14th in the FBS in passing yards allowed at only 190.1 yards per game. The Cajun defense only allowed 18.5 points per game and held eight opponents under 20 points.

Neighbors spent the 2020 season at South Florida, where he helped coach a secondary that produced 10 interceptions. Mekhi LaPointe was one of the top defensive players on the team under Neighbors' tutelage, ranking second on the team with two interceptions and third among secondary players with 33 tackles.

In his first stint on Kiffin's staff, Neighbors helped FAU's defense become one of the best in the nation. In 2019, the Owls set a program record with 21 interceptions and led the nation in total takeaways (33), interceptions (22) and turnover margin (+21).

In his first season at FAU (2018), Neighbors' safeties unit was led by senior Jalen Young, a second team All-Conference USA selection that ended his career tied among all active FBS players with 13 interceptions and finished second on the team with 59 tackles.

Neighbors began his coaching career as an Alabama student assistant (2011-12), working with the special teams and running scout practice periods, before assuming an off-field graduate assistant role with special teams. In 2013-14, Neighbors moved to defensive intern where he worked with the outside linebackers, organized opponent data and led the scout team unit for a defense that was ranked No. 5 nationally in 2013.

He then served one year as a defensive graduate assistant (2014-15), assisting the defensive coordinator and helping develop Butkus Award winner and All-American Reuben Foster and All-American Reggie Ragland.

In the spring of 2015, Neighbors moved into a defensive analyst position. During his time as a staff member at Alabama, the Tide held no lower than a No. 3 national ranking (2015) and garnered the No. 2 spot in 2016 and 2017. Neighbors was a part of teams that played in the Peach and Cotton Bowls and won two SEC Championships.

As a player, Neighbors was a safety and a member of special teams units for the Crimson Tide from 2008-11. He played on two national championship teams, winning BCS titles in 2009 and 2011.

Neighbors graduated from Alabama with honors in 2011, earning a bachelor's degree in commerce and business administration. He continued his education in Tuscaloosa, earning a Master of Science degree in marketing in 2012.



DERRICK NIX BREAKDOWN

COACHING CAREER

- 2022-Pres....Ole Miss (Asst. HC/Wide Receivers)
- 2020-21.....Ole Miss (Wide Receivers)
- 2008-19.....Ole Miss (Running Backs)
- 2007Atlanta Falcons (Quality Control)
- 2004-06.....Southern Miss (Running Backs)
- 2003Southern Miss (Graduate Assistant)

PERSONAL

- In first season as wide receivers coach, guided Elijah Moore to an All-America season that included leading the nation in receiving yards per game and receptions per game along with being selected as a Biletnikoff Award finalist.
- Has coached record-setting Rebel running backs Brandon Bolden, Dexter McCluster, Jeff Scott and Jaylen Walton.
- Ranked as the No. 21 recruiter in 2014 by 247Sports.
- First running back in Southern Miss and C-USA history to rush for 1,000 yards or more in three seasons.
- He and his wife, Allison, have a daughter, Ava.

derrick NIX

Assistant Head Coach • Wide Receivers

16th Season



Derrick Nix is in his 16th year on the Ole Miss coaching staff. After spending 12 seasons as running backs coach, Nix enters his fourth season as the Rebels' wide receivers coach and his second as the assistant head coach.

In 2022, Nix mentored a talented crew of Rebel receivers that paired with the SEC's top rushing offense. Senior transfer Malik Heath led the way with 971 yards on 60 catches and five touchdowns, the eighth-best season in Ole Miss history in terms of yards. Jonathan Mingo returned for his senior campaign with 861 yards and five scores on 51 catches, including the FBS' top receiving game of the season: an Ole Miss record 247 yard outing at Vanderbilt that ranked as the 13th-best in SEC history. Mingo went on to be drafted in the second round of the 2023 NFL Draft by the Carolina Panthers.

In 2021, Dontario Drummond became just the sixth Rebel to ever eclipse 1,000 yards receiving in a single season, notching 1,028 yards and eight touchdowns on 76 total catches. Drummond was a key target for quarterback Matt Corral, who was on the top quarterbacks nationally in 2021 and led an explosive Rebel offense to the Sugar Bowl.

Nix's first season as wide receivers coach was a memorable one as he guided Elijah Moore to an All-America campaign. Being coached by Nix for the first time, Moore led the nation in receiving yards per game (149.1) and receptions per game (10.8) on his way to being named a finalist for the Biletnikoff Award as one of the best wide receivers in college football. Following his spectacular season, Moore was drafted in the second round of the 2021 NFL Draft by the New York Jets.

Nix has tutored some of the most productive backs in Ole Miss history in Dexter McCluster, Brandon Bolden, Jaylen Walton, Jordan Wilkins and Scottie Phillips, while the Rebels have ranked top-three in the SEC in rushing three times.

Ever since his arrival in Oxford, Nix has been one of the best recruiters in the SEC. He is known for his strong recruiting in the state of Mississippi, and 247Sports ranked Nix as the No. 21 recruiter in the country in 2014.

In 2019, Nix coached a rushing attack that ranked second in the SEC and ninth nationally with 251.3 yards per game. The trio of Jerrion Ealy (722 yards), Phillips (542 yards) and Snoop Conner (512 yards) combined for 1,776 yards and 16 touchdowns on the ground.

In 2018, Phillips made a smooth transition from junior college to the FBS ranks thanks to Nix's tutelage. He was on pace to become the second Rebel to eclipse 1,000 yards in as many seasons before an injury limited him over the final three games of the year. However, Phillips finished with 928 yards and 12 touchdowns on the ground, while Isaiah Woullard emerged with 510 all-purpose yards in his first season as a Rebel.

During the 2017 campaign, Wilkins thrived under Nix's guidance. The senior running back rushed for 1,011

yards to become just the fifth Rebel in school history to eclipse the 1,000-yard mark in a single season. Wilkins added 10 touchdowns (nine rushing, one receiving), as Ole Miss running backs accounted for 15 TDs throughout the year.

With a variety of running backs with different styles and strengths at his disposal, Nix helped the 2015 Ole Miss squad lead the SEC and rank top 10 nationally in scoring (40.8) and total offense (517.8 ypg). The Rebels eclipsed 600 yards of total offense in three games, a school record, and more than 200 yards rushing in six contests.

In 2013, Nix helped the Ole Miss offense rank top five in the SEC and top 25 nationally in total offense (473.3 ypg), which also broke the school record at the time. Led by a bevy of talented rushers, the Ole Miss ground game was a headache for many opposing defenses to try and stop.

In 2012, Nix helped the Rebel run game increase its average by 40 yards from 2011 to 2012. The Rebels finished fifth in the SEC with 173.8 rushing yards per game.

The Nix backfield stable helped Ole Miss register the third-best ground game in the SEC in 2010 (207.58 ypg), while Bolden ranked No. 5 in the league in rushing (976 yards). A Nix pupil for the duration of his career, Bolden finished second in school history in both total touchdowns (33) and rushing TDs (27), third in all-purpose yards (3,681) and fourth in rushing yards (2,604).

In 2009, McCluster became the first player in SEC history with 1,000 rushing yards (1,169) and 500 receiving yards (520) in the same season.

In his first season with the Rebels, Nix helped construct a running attack that ranked second in the SEC. Using a balanced attack, the Rebels featured three rushers that piled up at least 500 rushing yards in McCluster (655), Cordera Eason (647) and Bolden (542).

Nix, one of the best-known players to ever wear a Southern Miss uniform, began his four-year stint on the Golden Eagles sidelines as a defensive graduate assistant in 2003. The following year, Nix was promoted to tight ends coach before being appointed to the running backs coaching position, where he spent two years.

In 2006 under Nix's direction, the Southern Miss running backs ran for 2,378 yards and scored 23 touchdowns, the first time the Golden Eagles ran for over 2,000 yards since 1987.

A three-time all-conference selection, Nix was a record-setting running back throughout his Southern Miss playing days and was named to the USM "Team of the Century."

The Attalla, Alabama, native was born Feb. 22, 1980 and is a 2002 Southern Miss graduate with a bachelor's degree in sports administration. Nix and his wife Allison have one daughter, Ava.



jake SCHOONOVER

Assistant Coach • Special Teams Coordinator

1st Season



JAKE SCHOONOVER BREAKDOWN

COACHING CAREER

- 2023-Pres.....Ole Miss (Special Teams Coordinator)
- 2022Arkansas St. (ST Coord./Safeties)
- 2021Kansas (Special Teams Coordinator)
- 2018-20.....Bowling Green (ST Coord./LBs)
- 2011-17.....Illinois St. (Special Teams Coord./LBs)
- 2010Illinois Wesleyan (Defensive Backs)

PERSONAL

- Has 13 years of experience coaching at the collegiate level, including nine seasons as a special teams coordinator.
- Has led special teams improvements at each of his stops, including owning the FBS' No. 2 kickoff return defense while at Kansas in 2021 (12.7 ypr)
- Also has experience coaching linebackers, defensive backs and safeties.
- Started 30 games at linebacker for Missouri Western, where he was a team captain and graduated with a bachelor's degree in physical education in 2008. He also earned a master's in sports management from American Public University in 2010.
- He and his wife, Katherine, have two children: a son, Jackson, and a daughter, Kenley.

Jake Schoonover is in his first season as the special teams coordinator at Ole Miss.

Schoonover, who spent last season at Arkansas State as special teams coordinator and safeties coach, has 13 years of experience coaching at the collegiate level.

In Schoonover's one season with the Red Wolves, he helped A-State rank No. 35 nationally in kickoff returns (21.7 yards per return) and No. 34 in kickoff return defense (18.04 yards per return). He also mentored true freshman kicker Dominic Zvada. A Lou Groza Award semifinalist and freshman All-American, Zvada broke the Sun Belt Conference single-season record by a true freshman for points by kicking in a season with 81, going 17-for-18 in field goal attempts in 2022.

Schoonover joined Arkansas State after spending the 2021 season at Kansas as the Jayhawks' special teams coordinator and outside linebackers coach.

Under Schoonover's direction, Kansas ranked second in the nation in kickoff return defense (12.7 ypr), 11th in punt returns (13.5 ypr) and 38th in kickoff returns (23.0 ypr). He helped the Jayhawks kickoff unit improve their national ranking from 127th in 2020 to second in 2021, while their ranking in punt returns led the Big 12 Conference and jumped from 128th to 11th during Schoonover's lone season with the program.

Immediately prior to his time at Kansas, Schoonover spent three seasons at Bowling Green. He joined the staff in 2018 as linebackers coach, before adding special teams responsibilities one season later. He also coached safeties during his time with the Falcons.

In 2020, Bowling Green was second in the MAC in kickoff returns and fourth in punt returns. The Falcons also ranked fifth in field goal percentage and were perfect on extra-point attempts. During the 2019 campaign, Bowling Green's special teams unit blocked a punt, blocked a field goal and forced two muffed kicks in the same game, topping rival Toledo 20-7.

Also in 2020, linebacker Darren Anders finished fifth in the MAC in tackles per game at 11.0 and was named Academic All-MAC.

Prior to his time at Bowling Green, Schoonover spent seven seasons at Illinois State. He began his career with the Redbirds as the linebackers coach in 2011, before adding the title of special teams coordinator in 2013.

Schoonover mentored some of the top linebackers in the history of the Illinois State program during his time there, including middle linebacker Pat Meehan, who earned back-to-back first-team all-conference honors.

In his role as special teams coordinator, Schoonover worked with kicker Nick Aussieker, who finished as the school's all-time leading scorer with 310 points. In 2014, punter CJ Laros earned second-team all-conference honors and averaged 40.6 yards per punt, which went down as the third-best single-season mark in school history.

The Redbirds also had a prolific return game under Schoonover, similar to Bowling Green. In his first year, Illinois State returned both a punt and a kickoff in the same season for the first time in more than five years. Punt returner Tevin Allen also earned postseason honors for the Redbirds, averaging a league-best 27.9 yards per return.

Schoonover spent the 2010 season at Illinois Wesleyan, where he coached defensive backs and assisted with special teams duties. In 2009, Schoonover was an assistant at Illinois State, working with the program's offensive line and wide receivers.

He played collegiately at Missouri Western State, where he started 30 games at linebacker and was a team captain. He played two seasons for the arena league Peoria Pirates as a linebacker and wide receiver.

A native of Mound City, Missouri, Schoonover earned a degree in physical education from Missouri Western in 2008 and received a master's degree in sports management with a concentration in administration in 2010 from American Public University. Schoonover and his wife, Katherine, have one son, Jackson, and one daughter, Kenley.



KEVIN SMITH BREAKDOWN

COACHING CAREER

- 2023-Pres.....Ole Miss (Running Backs)
- 2022Miami
- 2020-21Ole Miss (Running Backs)
- 2017-19.....Florida Atlantic (Running Backs)
- 2016UCF (Quality Control)

PERSONAL

- In his last season in Oxford, led three-headed rushing attack that ranked No. 12 in the FBS at 217.6 ypg
- Coached the SEC's leading rushing attack in his first season at Ole Miss (210.6 ypg).
- Mentored the FAU running backs to three straight 2,000-yard rushing efforts.
- Coached Devin Singletary, who ranked sixth nationally in rushing yards per game (285.3) and was named C-USA MVP.
- Set 17 school rushing records as an All-American at UCF, including an FBS single-season record with 450 carries.
- He and his wife, Tisha, have six children: Kevin Jr., Dennis, Kai, Dennisha, Summer and Paris

kevin SMITH

Assistant Coach • Running Backs

3rd Season



Kevin Smith is in his first year back as the running backs coach at Ole Miss after serving in the same capacity with the Rebels during the 2020 and 2021 seasons.

Smith was most recently the running backs coach at Miami during the 2022 season.

In his last season in Oxford, three of Smith's running backs ranked in the top 25 of the Southeastern Conference in total rushing yards at the end of the regular season — Jerrion Early, Snoop Conner and Henry Parrish. Ole Miss ranked No. 12 in the FBS in rushing yards in 2021, amassing 2,829 yards on the ground for an average of 217.6 per game.

Smith made an immediate impact in Oxford with the SEC's leading rushing attack in 2020. Ole Miss averaged 210.6 yards per game on the ground to top the conference and rank 26th nationally. Rebel running backs scored 19 touchdowns over the 10-game season. The sophomore duo of Jerrion Ealy and Snoop Conner accounted for 17 of those touchdowns with Ealy's nine leading all Rebels and ranking sixth in the SEC. Under Smith's guidance, Ealy earned second team All-SEC honors from Pro Football Focus.

Smith served as running backs coach for Kiffin at FAU from 2017-19, helping capture a pair of Conference USA titles. Prior to Smith's arrival in Boca Raton, the Owls had tallied two seasons in which they had surpassed the 2,000-yard rushing mark as a team since the program started in 2001. Smith mentored the FAU running backs to three straight 2,000-yard rushing efforts.

Under Smith's tutelage at FAU, Devin Singletary became the first running back in NCAA history to score 29 touchdowns in a season since Smith did it himself as a star at UCF. Singletary, whose 33 total TDs rank third all-time in single-season touchdowns, was named C-USA's MVP in Smith's first year at FAU.

The 2017 FAU running back ranked No. 6 nationally in rushing yards per game (285.3). The No. 6 national ranking was a jump of 45 spots from the previous year. Singletary and Kerrith Whyte, Jr. were both drafted in the 2019 NFL Draft.

Smith is no stranger to rushing records. The Miami native set 17 school rushing records at UCF, including an FBS single-season record with 450 carries and 13 100-yards performances in 2007.

After earning first team All-America honors his junior season at UCF, Smith was selected in the 2008 NFL Draft by the Detroit Lions in the third round. He went on to play five years for the Lions, amassing 17 rushing touchdowns while battling injuries during his career.

Smith graduated from UCF in 2015 with a degree in liberal studies. Smith and his wife Tisha have six children: Kevin Jr., Dennis, Kai, Dennisha, Summer and Paris.



charlie
WEIS JR.

Assistant Coach • Co-Offensive Coordinator/Quarterbacks
2nd Season



CHARLIE WEIS JR. BREAKDOWN

COACHING CAREER

- 2022-Pres....Ole Miss (Co-Off. Coord./QBs)
- 2020-21.....USF (Offensive Coordinator)
- 2018-19.....Florida Atlantic (Off. Coord./QBs)
- 2017Atlanta Falcons (Offensive Analyst)
- 2015-16.....Alabama (Offensive Analyst)
- 2012-14.....Kansas (Undergraduate Manager)
- 2011Florida (Quality Control)

PERSONAL

- Earned his bachelor's in psychology with a minor in sociology from Kansas in 2015.
- He and his wife, Jennifer, have one child: Boston Maverick.
- His father, Charlie, served as head coach at both Notre Dame and Kansas, and was a longtime NFL assistant -- including a stop with the New England Patriots from 2000-04, where he won three Super Bowls.

Charlie Weis Jr. was named the Ole Miss co-offensive coordinator and quarterbacks coach on Jan. 17, 2022.

In his first season with the Rebels in 2022, Weis helped oversee an Ole Miss offense that posted the No. 4 total offensive average in school history at 496.4 yards per game. Ole Miss ranked eighth in the FBS and third in the SEC at that total offense number, while leading the conference and ranking third nationally at 256.6 rushing yards per game -- led by a new school record 3,336 yards.

Weis also mentored Ole Miss quarterback Jaxson Dart to an effective first season with the Rebels, who ended the season sixth in the SEC in total offense (276.0 ypg).

Weis Jr. joined the Rebels after two seasons as the offensive coordinator at South Florida. At USF, Weis helped running back Jaren Mangham rush for a team-leading 671 yards and 15 touchdowns. His 15 touchdowns ranked third in the league and tied for second all-time in USF single-season history with Marlon Mack (2016).

Prior to South Florida, Weis Jr. spent the previous two seasons as offensive coordinator and quarterbacks coach under Kiffin at FAU, where he helped lead the Owls to the 2019 Conference USA Championship and offenses that ranked in the top 20 in scoring and total offense.

Weis' 2019 FAU offense ranked 14th nationally in scoring (36.4 ppg) and 27th in total offense (448.6 ypg). Sophomore quarterback Chris Robinson ranked sixth nationally in passing yards and 16th in passing touchdowns, while tight end Harrison Bryant won the Mackey Award as the nation's top tight end and was a unanimous first team All-American.

Weis' 2018 Owl offense ranked 14th nationally in total offense (478.8 ypg) and 13th in rushing (241.8 ypg) as running back Devin Singletary finished 11th nationally in rushing yards (1,348) and yards per game (112.3 ypg) and second with 22 rushing touchdowns.

Prior to arriving at FAU, Weis had stops with two NFL organizations, the Atlanta Falcons and New England Patriots, and three other universities, including Alabama, Kansas and Florida.

Weis served as an offensive analyst for the defending NFC champion Falcons during the 2017 season, after a short stint as FAU's tight end coach from December 2016 to February 2017.

He served two seasons (2015 & 2016) as an offensive analyst under head coach Nick Saban and offensive coordinator Kiffin at Alabama, working with the Tide's quarterbacks and running backs. At

Alabama, Weis was a part of a 30-2 record, winning two SEC Championships and one national championship and worked directly with Heisman Trophy-winning running back Derrick Henry during the 2015 season. Weis provided in-season details on opponent's defensive schemes, worked with in-game communications for adjustments, aided in national recruiting efforts for the running backs and aided in offseason fourth quarter program on speed and agility drills.


Prior to Alabama, Weis spent three seasons (2012-14) as an undergraduate team manager on his father Charlie Weis' staff at the University of Kansas. He assisted the position coaches in practice by administering and directing drills, ran position meetings for the quarterbacks, running backs and wide receivers and led opponent breakdown.

He gained extra experience in 2014 (July-August) as a New England Patriots Volunteer Training Camp intern. In that role, he worked with the offensive staff and assisted tight end coach Brian Daboll, creating highlight and lowlight cutups and coordinating quarterback practice production notes.

Weis also served as an offensive quality control coach at the University of Florida (2011), focusing his efforts with the wide receivers.

Weis, born April 29, 1993, earned his BS in psychology with a minor in sociology from the University of Kansas in 2015. He and his wife, Jennifer, welcomed their first child, Boston Maverick, in May of 2021.


His father, Charlie, served as head coach at Notre Dame and Kansas and was a longtime NFL assistant, including serving as offensive coordinator for the New England Patriots (2000-04) during three Super Bowl winning seasons.



AUSTIN THOMAS
Senior Assoc. A.D.
Football GM



TOM LUKE
Associate A.D.
for Player Dev.




THADDEUS RIVERS
Associate A.D.
for Football Ops



ALEX COLLINS
Assistant A.D.
for Recruiting



KEN CRAIN
Assistant A.D.
for Equipment



ZACH HAMMAN
Assistant A.D.
for Creative



MALLIKAH LITTLE
Assistant A.D.
for Player Pers.



HEATH DEDEAUX
Grad Assistant
for Offense



GRIFFIN MCCARLEY
Grad Assistant
for Defense



JAY SHOOP
Grad Assistant
for Defense



DAVID WHITLOW
Grad Assistant
for Offense



LOU SPANOS
Lead
Analyst



PATRICK CARTER
Senior
Analyst




STERLIN GILBERT
Senior
Analyst



DANE STEVENS
Senior
Analyst



ENRIQUE DAVIS
Analyst



BRANDON DEADERICK
Analyst




DP EYMAN
Analyst




MONTE KIFFIN
Analyst



HUNTER MACKAY
Analyst



KODY SCHEXNAYDER
Analyst




NICK SAVAGE
Head
Strength Coach



ZACK AKENBERGER
Associate Head
Strength Coach



ANTHONY HENDERSON
Assistant
Strength Coach



JORDAN SIMS
Assistant
Strength Coach



DEVANTE WILSON
Assistant
Strength Coach



MACKENZIE MORRIS
Director of
Recruiting



ADDISYN GOODSON
Manager of
Recruiting



KELVIN BOLDEN
Coordinator of
Recruiting



PRESTON TIFFANY
Director of
Player Personnel



ALEX FAULK
Director of
HS/JC Relations



CHELSEA VAUGHN
Asst. Director
Player Dev.



LUCI STRICKLAND
Coordinator of
Football Ops



TYLER VIENS
Coordinator of
Football Ops



FISHER ADKINS
Manager of
Creative Media



WILL DAY
Manager of
Creative Video



MATTHEW ENGELBERT
Coordinator of
Video Services



KATE DE STEUBEN
Asst. Coordinator
of Video Services



PAT JERNIGAN
Head Football
Athletic Trainer



MITCHELL MAZUR
Senior Football
Athletic Trainer



KEVIN KEYS
Assistant Football
Athletic Trainer



NATE YOST
Assistant Football
Athletic Trainer



BARRY BOYD
Head Equipment
Manager



ANDREW MCDOWELL
Assistant Equipment
Manager



CAM AIKEN
Offensive
Assistant



AARON FLETCHER
Defensive
Assistant




FISHER RAY
Offensive
Assistant



MADDY GALLEGOS
Recruiting
Assistant



JONATHAN HESS
Recruiting
Assistant



CONNOR LAWSON
Player Personnel
Assistant



MEGAN MCCURDY
Assistant to the
Head Coach



ALICIA VANLANDEGHEM
Administrative
Support Specialist



HOTTY TODDY!

Explosive Rushing Attack Returns for 2023

Lane Kiffin and the Rebels head into 2023 coming off a 2022 campaign that saw Ole Miss post an 8-5 record and make their third straight bowl appearance.

Looking to replace 45 letterwinners, Ole Miss has added a new infusion of talent to the 2023 roster, including 26 new transfers and 29 true freshmen out of the high school ranks. The Rebels have been as active as ever in the transfer portal, with Ole Miss now owning 46 total transfers on the roster.

Among those 26 new transfers were 20 mid-year enrollees who participated in spring ball -- 13 of which came from Division I and helped contribute to a No. 4 class team ranking in the On3 transfer rankings at the time. Ole Miss claimed four of the top 50 available transfers, according to On3.

Ole Miss returns seven starters from a 2022 Rebel squad that ranked No. 3 nationally in rushing offense (256.6) and No. 8 in total offense (496.4). The Rebels averaged 6.4 yards per play, which ranked as the fifth-best mark in program history.

One of the key position battles headed into spring camp will be at the quarterback position. Junior **Jaxson Dart** returns for the Rebels after starting 12 games under center in 2022. Dart completed 62 percent of his passes for 2,974 yards and 20 touchdowns. He also ran for 614 yards on 128 carries. Transfers **Spencer Sanders** and **Walker Howard** will look to challenge Dart for the starting role. Sanders appeared in 43 career games for Oklahoma State, earning 2019 Big 12 Offensive Freshman of the Year and 2021 first team All-Big 12 accolades. Howard, a transfer from LSU, is Ole Miss' highest rated transfer according to 247Sports, coming in at No. 35.

Record-setting running back, **Quinshon Judkins**, returns after breaking multiple rushing records during his freshman campaign. Judkins led the SEC and ranked top-10 nationally in rushing yards (1,567), rushing touchdowns (16) and total touchdowns (17). **Zach Evans** departs for the NFL, but **Ulysses Bentley IV** returns to add depth to the running back room.



Junior **Jaxson Dart** started 12 games at QB for the Rebels in 2022, throwing for 2,974 yards and 20 TDs.

Jordan Watkins is Ole Miss' lone starting receiver returning after the departure of **Jonathan Mingo** and **Malik Heath**. Watkins hauled in 40 catches for 449 yards and two TDs last season. Similar to the quarterback position, the Rebels found several talented transfers at the receiver position that should step in and provide immediate experience. **Tre Harris** earned first team All-Conference USA honors after tallying 935 receiving yards and 10 TDs last year at Louisiana Tech. **Dayton Wade** will also add depth and will see playing time at wideout.

At tight end, **Michael Trigg** returns as Ole Miss' lone returning producer at the position from 2022. Memphis tight end, **Caden Prieskorn**, adds yet another threat to the Ole Miss offense. In three years with the Tigers, Prieskorn cemented himself as one of the top aerial threats in the AAC after earning numerous accolades that include being named a 2022 first team All-AAC selection by PFF and Phil Steele.

Arguably one of the deepest positions again for the Rebels in 2023 will be the offensive line. 2022 starters, **Jeremy James**, **Caleb Warren**, **Micah Pettus** and **Jayden Williams** all return to help anchor the Ole Miss offensive line.

The Rebels will need to replace a large portion of their defensive unit as Ole Miss loses seven starters from its 2022 squad. New defensive coordinator **Pete Golding** will be in charge of turning around a Rebel squad that allowed 388 yards per game last season.

Four letterwinners return for Ole Miss on the interior of the defensive line. **JJ Pegues** appeared in 12 games for the Rebels last year, registering 26 total tackles and five tackles for loss. Returner **Jamond Gordon**, along with NC State transfer, **Joshua Harris**, will all vie for playing time.

The Rebels will have to replace NFL Draft pick in **Tavius Robinson** at defensive end. Ole Miss will lean heavily on **Jared Ivey** and returning starter and active career sacks leader, **Cedric Johnson**. Ivey and Johnson tallied 37 and 32 tackles respectively last season.

Ole Miss returns seven letterwinners at linebacker, including **Ashanti Cistrunk** and **Khari Coleman**. Cistrunk is the Rebels' leading returner with 72 tackles last year.



Ole Miss returns four of its five starting offensive linemen from its SEC leading and FBS No. 3 rushing attack in 2022, including preseason All-America selection **Micah Pettus**.

Coleman tallied 42 total tackles in 2022, including 10 TFLs. Transfers **Monty Montgomery** and **Jeremiah Jean-Baptiste** enrolled in the spring and will all compete for playing time.

Deantre Prince will be the returning starter and veteran at cornerback and in the Rebel defensive backfield. Prince recorded 39 tackles and 11 pass breakups last year. **John Saunders Jr.** and **Zamari Walton**, who have combined to appear in 70 FBS contests, have both transferred in and will see action at cornerback.

Ole Miss loses three of its four starters at safety and nickelback. **Isheem Young** returns after tallying 66 tackles last season. **Ladarius Tennison** and **Trey Washington** are both back for the Rebels. Tennison registered 54 tackles and 10 tackles for loss last year while Washington appeared in all 13 games with three starts.

QUARTERBACKS

- **Jaxson Dart** returns after throwing for 2,974 yards and 20 TDs.
- Oklahoma State transfer **Spencer Sanders** will join the Rebels for spring ball and has started 41 career collegiate games.
- Sanders earned 2019 Big 12 Offensive Freshman of the Year and 2021 first team All-Big 12 accolades.
- **Walker Howard**, an LSU transfer, will join the Rebels in the spring.
- As a prep star, Howard was an Elite 11 participant and the 2020 Louisiana Gatorade Player of the Year.

RUNNING BACKS

- **Quinshon Judkins** returns after a record-breaking 2022 season.
- Judkins led the SEC and ranked top-10 nationally in rushing yards (1,567), rushing touchdowns (16) and total touchdowns (17).
- **Ulysses Bentley IV** returns to add depth to the running back room after scoring four touchdowns in 2022 before injuries sidelined him.

WIDE RECEIVERS

- **Jordan Watkins** is back for 2023 after hauling in 40 catches for 449 yards and two touchdowns last year.
- **Dayton Wade** also returns after tallying three receiving TDs in 2022.
- Transfer **Tre Harris** earned first team All-Conference USA honors at Louisiana Tech after hauling in 65 catches for 935 yards and 10 TDs.
- **Bralon Brown**, **Qua Davis**, **JJ Henry** and **Jalen Knox** will all add depth at wideout.
- Four-star prep star **Cayden Lee** enrolled early and participated in spring drills.

RETURNING STATISTICAL LEADERS

| PASSING | Comp.-Att. | Yards | TD/Int | Pct. | Effic. |
|--------------------|------------|-------|--------|-------|--------|
| Jaxson Dart | 226-362 | 2,974 | 20/11 | 62.4 | 143.6 |
| RUSHING | Att. | Yards | Avg. | TD | |
| Quinshon Judkins | 274 | 1,567 | 5.7 | 16 | |
| Jaxson Dart | 128 | 614 | 4.8 | 1 | |
| Ulysses Bentley IV | 16 | 73 | 4.6 | 4 | |
| RECEIVING | Rec. | Yards | Avg. | TD | |
| Jordan Watkins | 40 | 449 | 11.2 | 2 | |
| Dayton Wade | 27 | 309 | 11.4 | 3 | |
| Michael Trigg | 17 | 156 | 9.2 | 3 | |
| Quinshon Judkins | 15 | 132 | 8.8 | 1 | |
| DEFENSE | Total | UT-AT | TFL | Sacks | INT |
| Ashanti Cistrunk | 72 | 28-44 | 3.5 | 1.0 | 0 |
| Isheem Young | 66 | 30-36 | 1.5 | 0.5 | 1 |
| Ladarius Tennison | 54 | 29-25 | 10.0 | 1.0 | 0 |
| Khari Coleman | 42 | 24-18 | 10.0 | 4.5 | 0 |
| Deantre Prince | 39 | 26-13 | 1.0 | 0.0 | 1 |

TIGHT ENDS

- Letterwinner **Michael Trigg** returns at the TE spot.
- **Caden Prieskorn**, a transfer from Memphis, will be a factor for the Rebels in 2023.
- Prieskorn hauled in 48 catches for 602 yards and seven TDs last year.
- Returner **Kyirin Heath** will add depth to the position.
- Three-star prospect **Jayvontay Conner** joined the Rebels in the spring.

OFFENSIVE LINE

- The Rebels return starters **Jeremy James**, **Caleb Warren**, **Micah Pettus** and **Jayden Williams**.
- James allowed zero sacks in 430 pass blocks last season.
- Warren started 12 games at center last year and has registered 31 starts over the last three seasons.
- Pettus earned third team All-America accolades after nine starts at right tackle in 2022.
- Transfers **Victor Curne** and **Quincy McGee** enrolled in the spring and will vie for playing time on the line.
- **Eli Acker**, **Cam East**, **Reece McInyre**, **Cedric Melton** and **Cedrick Nicely** will all push for spots on the line.

DEFENSIVE TACKLES

- **JJ Pegues** returns at defensive tackle for the Rebels after appearing in 12 games last year.
- Pegues tallied 26 total tackles in 2022, with five tackles for loss.
- **Joshua Harris**, a transfer from North Carolina State, will compete for playing time as well.
- Harris appeared in 31 career games with the Wolfpack.

DEFENSIVE ENDS

- The Rebels will have to replace NFL Draft pick **Tavus Robinson** at defensive end.
- **Cedric Johnson** is back after starting eight games in 2022 and finishing the season with four sacks.
- Returning letterwinner **Jared Ivey** started seven games last season and tallied 37 total tackles and 4.5 tackles for loss.

LINEBACKERS

- Ole Miss returns seven letterwinners at linebacker, including **Ashanti Cistrunk** and **Khari Coleman**.
- Cistrunk is the Rebels' leading returner with 72 tackles last year.
- Coleman tallied 42 total tackles in 2022, including 10 TFLs.
- Transfers **Monty Montgomery** and **Jeremiah Jean-Baptiste** enrolled in the spring and will all compete for playing time.
- Montgomery tallied 70 total tackles, including 11 tackles for loss and six sacks for Louisville last season.
- Jean-Baptiste is a two-year starter at UCF and has posted two straight 50-tackle seasons.

CORNERBACKS

- **Deantre Prince** will be the returning starter and veteran at cornerback and in the Rebel defensive backfield.
- Prince recorded 39 tackles and 11 pass breakups last year.
- **John Saunders Jr.** and **Zamari Walton**, who have combined to appear in 70 FBS contests, have both transferred in and will see action at cornerback.
- Saunders Jr. tallied 52 total tackles and 10 pass breakups at Miami (Ohio) last year on his way to receiving third

All-MAC honors.

- Walton started 37 of his 48 career appearances with Georgia Tech.
- **Demarko Williams** also returns and will vie for playing time.

SAFETIES

- **Isheem Young** and **Ladarius Tennison** will be relied upon heavily in 2023.
- Young tallied 66 total tackles last season as a Rebel.
- Tennison started eight games at defensive back and registered 54 tackles and 10 tackles for loss.
- **Trey Washington** also returns after appearing in all 13 games last year, tallying 31 total tackles.
- Consensus four-star recruit **AJ Brown** enrolled early and went through spring drills.

SPECIALISTS

- Ole Miss will have to replace place kicker **Jonathan Cruz** who was 15-for-17 in field goal attempts last year.
- The Rebels return punter **Fraser Masin**, kicker **Christian Schanefelt**, along with long snappers **Jared Lawrence** and **Carter Short**.
- **Caden Costa** returns after missing the 2022 season.
- Costa was 14-for-17 in 2021 as a true freshman, with a long of 50 yards.
- Transfer **Caden Davis** appeared in 33 career games at Texas A&M and 85 percent of his career kickoffs have gone for touchbacks.



Senior defensive end **Cedric Johnson** is Ole Miss' active career leader in sacks (13.5).



Senior cornerback **Deantre Prince** leads the Rebel secondary with five career INTs.

LETTERWINNER BREAKDOWN

Basic Offense: Spread

Lettermen Returning/Lost: 50/45

Offensive Lettermen Returning/Lost: 25/18

Defensive Lettermen Returning/Lost: 21/26

Specialists Lettermen Returning/Lost: 4/1

Basic Defense: Multiple

Starters Returning/Lost: 11/14

Offensive Starters Returning/Lost: 7/4

Defensive Starters Returning/Lost: 3/8

Specialists Starters Returning/Lost: 2/1

LETTERMEN RETURNING (50)

OFFENSE (25)

Quarterbacks

Jaxson Dart

Running Backs

Ulysses Bentley IV

Matt Jones

Quinshon Judkins

Wide Receivers

Lex Boucvalt

Bralon Brown

Drew Burnett

Qua Davis

JJ Henry

Jalen Knox

Larry Simmons

Dayton Wade

Jordan Watkins

Tight Ends

Kyirin Heath

Michael Trigg

Centers

Reece McIntyre

Caleb Warren

Tackles

Cam East

Cedric Melton

Micah Pettus

Jayden Williams

Guards

Eli Acker

Preston Cushman

Jeremy James

Cedrick Nicely

DEFENSE (21)

Tackles

Jamond Gordon

Zxavian Harris

JJ Pegues

DeSanto Rollins

Ends

JJ Hawkins

Jared Ivey

Cedric Johnson

Linebackers

Tyler Banks

Ashanti Cistrunk

Khari Coleman

Reginald Hughes

Trip White

Cornerbacks

Richard O'Bryant

Deantre Prince

Jarell Stinson

Demarko Williams

Safeties

Nick Cull

Taylor Groves

Ladarius Tennison

Trey Washington

Isheem Young

SPECIALISTS (4)

Kicker

Christian Schanefelt

Punter

Fraser Masin

Long Snappers

Jared Lawrence

Carter Short

LETTERMEN LOST (45)

OFFENSE (18)

Quarterbacks

Luke Altmyer

Kinkead Dent

Running Backs

Kentrel Bullock

Zach Evans

Bobo Miller

Isaiah Woullard

Wide Receiver

Brandon Buckhaultner

Malik Heath

Jonathan Mingo

Jaylon Robinson

Sellers Shy

Tight Ends

Trace Campbell

Jonathan Hess

Casey Kelly

Tackles

Tobias Braun

Guards

Nick Broeker

Mason Brooks

Jalen Cunningham

DEFENSE (26)

Ends

Demon Clowney

Brandon Mack

Tavius Robinson

Tackles

Hamilton Hall

KD Hill

Isaiah Iton

Amani Johnson

Tywone Malone

Linebackers

Troy Brown

Andrew Griffith

Austin Keys

Danny Lockhart Jr.

John Porchivina

Jaron Willis

Cornerbacks

Miles Battles

Kyndrich Breedlove

Markevious Brown

Davison Igbinosun

Safeties

Derek Bermudez

MJ Daniels

AJ Finley

Dashaun Jerkins

Tysheem Johnson

Otis Reese

Elijah Sabbatini

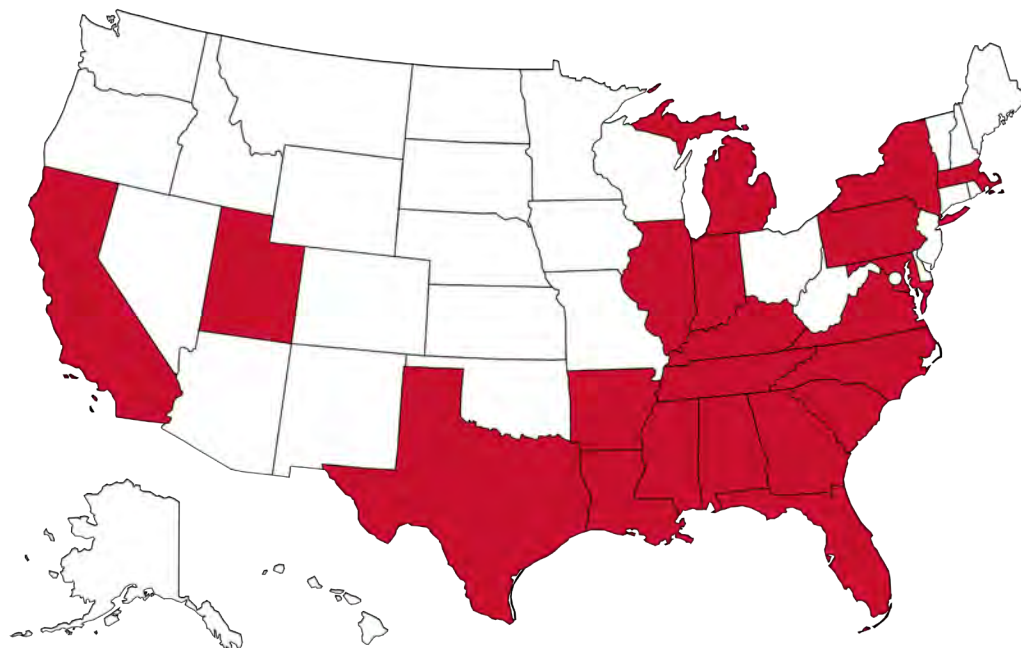
Cl Terrell

SPECIALIST (1)

Kicker

Jonathan Cruz

GEOGRAPHICAL ROSTER



- Alabama – 8
- Arkansas – 2
- California – 2
- Florida – 14
- Georgia – 19
- Illinois – 1
- Indiana – 1
- Kentucky – 2
- Louisiana – 7
- Maryland – 1
- Massachusetts – 1
- Michigan – 1
- Mississippi – 32
- New York – 1
- North Carolina – 3
- Pennsylvania – 1
- South Carolina – 1
- Tennessee – 9
- Texas – 14
- Utah – 1
- Virginia – 4
- International – 2

ALPHABETICAL

| No. | Name | Pos. |
|-----|--------------------------|------|
| 73 | Eli Acker | OL |
| 37 | Austin Acton | RB |
| 35 | Joshua Aka | WR |
| 42 | Jason Albritton | RB |
| 93 | Davis Ambuehl | DE |
| 3 | Daijahn Anthony | S |
| 41 | John Ross Ashley | CB |
| 14 | DeJay Bailey | QB |
| 34 | Tyler Banks | LB |
| 24 | Ulysses Bentley IV | RB |
| 28 | Lex Boucvalt | WR |
| 52 | Christian Britt | DE |
| 37 | AJ Brown | CB |
| 12 | Bralon Brown | WR |
| 12 | Jakivuan Brown | DE |
| 96 | Jamarius Brown | DT |
| 23 | Drew Burnett | WR |
| 92 | Chamberlain Campbell | DE |
| 28 | Jadon Canady | S |
| 36 | Ashanti Cistrunk | LB |
| 23 | Khari Coleman | LB |
| 80 | Jayvontay Conner | TE |
| 43 | Caden Costa | K |
| 46 | Harrison Craig | S |
| 29 | Nick Cull | S |
| 79 | Victor Curne | OL |
| 55 | Preston Cushman | OL |
| 43 | Jack Damron | LB |
| 2 | Jaxson Dart | QB |
| 41 | Caden Davis | K |
| 42 | Dylan Davis | S |
| 84 | Qua Davis | WR |
| 21 | Daniel Demery | S |
| 98 | Jaden Dicks | DE |
| 85 | Jeremiah Dillon | WR |
| 77 | Cam East | OL |
| 72 | Ethan Fields | OL |
| 5 | Zakhari Franklin | WR |
| 44 | Nyseer Fullwood-Theodore | CB |
| 9 | DeShawn Gaddie Jr. | CB |
| 97 | Jamond Gordon | DT |
| 95 | Ben Goubeaux | P |
| 65 | Alec Grijalva | OL |
| 26 | Taylor Groves | S |
| 0 | Joshua Harris | DT |
| 9 | Tre Harris | WR |
| 50 | Tres Harris III | LB |
| 51 | Zxavian Harris | DT |
| 13 | Kyirin Heath | TE |
| 46 | Salathiel Hemphill | TE |
| 15 | JJ Henry | WR |
| 61 | Lane Hewett | OL |
| 47 | Deelay Holmes Jr. | DE |
| 7 | Walker Howard | QB |
| 35 | Reginald Hughes | DE |
| 15 | Jared Ivey | DE |
| 78 | Jeremy James | OL |
| 11 | Jeremiah Jean-Baptiste | LB |
| 40 | Zach Johansen | S |
| 33 | Antione Johnson | S |
| 2 | Cedric Johnson | DE |
| 45 | Jackson Jones | CB |
| 40 | Matt Jones | RB |

NUMERICAL

| No. | Name | Pos. | Ht. | Wt. | Yr. | Hometown/Previous School(s) |
|-----|------------------------|------|------|-----|--------|---|
| 0 | Joshua Harris | DT | 6-4 | 325 | SR*-TR | Roxboro, N.C./Person/NC State |
| 0 | Michael Trigg | TE | 6-3 | 240 | JR-1L | Tampa, Fla./Carrollwood Day/ USC |
| 1 | Ayden Williams | WR | 6-3 | 190 | FR-HS | Ridgeland, Miss./Ridgeland |
| 1 | Isheem Young | S | 5-10 | 215 | SR*-1L | Philadelphia, Pa./Imhotep/Iowa State |
| 2 | Jaxson Dart | QB | 6-2 | 220 | JR-1L | Kaysville, Utah/Corner Canyon/USC |
| 2 | Cedric Johnson | DE | 6-3 | 265 | SR*-3L | Mobile, Ala./Davidson |
| 3 | Daijahn Anthony | S | 6-0 | 205 | SR-TR | Richmond, Va./Henrico/Shepherd/Liberty |
| 3 | Spencer Sanders | QB | 6-1 | 210 | SR-TR | Denton, Texas/Ryan/Oklahoma State |
| 4 | Quinshon Judkins | RB | 5-11 | 210 | SO-1L | Pike Road, Ala./Pike Road |
| 4 | Suntarine Perkins | LB | 6-3 | 205 | FR-HS | Raleigh, Miss./Raleigh |
| 5 | Zakhari Franklin | WR | 6-1 | 185 | SR-TR | Cedar Hill, Texas/Cedar Hill/UTSA |
| 5 | John Saunders Jr. | S | 6-2 | 200 | SR*-TR | High Point, N.C./High Point Christian/Miami (Ohio) |
| 6 | Zamari Walton | CB | 6-3 | 185 | SR-TR | Melbourne, Fla./Melbourne Central Catholic/Georgia Tech |
| 7 | Walker Howard | QB | 6-1 | 195 | FR-TR | Lafayette, La./St. Thomas More Catholic/LSU |
| 7 | Deantré Prince | CB | 6-0 | 185 | SR-3L | Charleston, Miss./Charleston/Northeast Mississippi CC |
| 8 | Monty Montgomery | LB | 5-10 | 225 | SR-TR | Norcross, Ga./Norcross/Tulane/Hutchinson CC/Louisville |
| 8 | Austin Simmons | QB | 6-3 | 195 | FR-HS | Moore Haven, Fla./Moore Haven |
| 9 | DeShawn Gaddie Jr. | CB | 6-1 | 190 | SR-TR | Indianapolis, Ind./Lamar/North Texas |
| 9 | Tre Harris | WR | 6-2 | 205 | SR*-TR | Lafayette, La./Comeaux/Louisiana Tech |
| 11 | Jeremiah Jean-Baptiste | LB | 6-2 | 230 | SR-TR | Florida City, Fla./South Dade/UCF |
| 11 | Jordan Watkins | WR | 5-11 | 190 | SR*-1L | Louisville, Ky./Butler/Louisville |
| 12 | Bralon Brown | WR | 6-2 | 195 | SO-2L | Miramar, Fla./St. Thomas Aquinas |
| 12 | Jakivuan Brown | DE | 6-3 | 250 | SO-2L | Horn Lake, Miss./Horn Lake |
| 12 | Fraser Masin | P | 6-5 | 235 | SR*-1L | Brisbane, Australia/St. Joseph's Nudgee College |
| 13 | Kyirin Heath | TE | 6-4 | 235 | SO-1L | Mansfield, Texas/Legacy |
| 13 | Ladarius Tennison | S | 5-9 | 200 | JR-1L | Rockledge, Fla./Rockledge/Auburn |
| 14 | DeJay Bailey | QB | 6-1 | 200 | FR-HS | Petal, Miss./Petal |
| 14 | Demarko Williams | S | 5-10 | 175 | SO-1L | Atlanta, Ga./Westlake |
| 15 | JJ Henry | WR | 5-9 | 170 | SO-2L | McKinney, Texas/McKinney North |
| 15 | Jared Ivey | DE | 6-5 | 265 | SR*-1L | Suwanee, Ga./North Gwinnett/Georgia Tech |
| 16 | Braden Waterman | QB | 6-4 | 205 | FR-RS | Bakersfield, Calif./Bakersfield |
| 16 | Teja Young | S | 5-11 | 195 | SR-TR | West Palm Beach, Fla./Palm Beach Lakes/FAU |
| 17 | Davin Wydner | QB | 6-5 | 220 | FR-RS | Cocoa, Fla./Cocoa |
| 19 | Dayton Wade | WR | 5-9 | 175 | SR*-1L | Atlanta, Ga./Lovejoy/Western Kentucky |
| 21 | Daniel Demery | S | 6-0 | 195 | FR-HS | Flower Mound, Texas/Parish Episcopal |
| 21 | Kedrick Reescano | RB | 6-0 | 210 | FR-HS | New Caney, Texas/New Caney |
| 22 | Jarell Stinson | CB | 5-9 | 170 | SO-1L | Opelika, Ala./Opelika |
| 23 | Drew Burnett | WR | 6-1 | 190 | FR-RS | Memphis, Tenn./Memphis University School |
| 23 | Khari Coleman | LB | 6-2 | 220 | SR*-1L | New Orleans, La./G.W. Carver/TCU |
| 24 | Ulysses Bentley IV | RB | 5-11 | 200 | SR*-1L | Houston, Texas/C.E. King/SMU |
| 24 | Richard O'Bryant | CB | 5-9 | 180 | SO-1L | Brandon, Miss./Brandon |
| 25 | Trey Washington | S | 5-11 | 205 | JR-2L | Trussville, Ala./Hewitt-Trussville |
| 26 | Taylor Groves | S | 6-2 | 195 | FR-RS | Cross Plains, Tenn./East Robertson |
| 27 | Jalen Knox | WR | 6-0 | 205 | SR-1L | Arlington, Texas/Mansfield Timberview/Missouri |
| 28 | Lex Boucvalt | WR | 5-7 | 155 | JR-1L | Austin, Texas/Grapevine Faith/Nicholls State |
| 28 | Jadon Canady | S | 5-11 | 180 | JR-TR | Jacksonville, Fla./Sandalwood/Tulane |
| 29 | Nick Cull | S | 5-11 | 175 | FR-RS | Donalsonville, Ga./Seminole County |
| 30 | Fred McAfee | RB | 5-8 | 200 | SO-SQ | Madison, Miss./Germantown |
| 30 | Trip White | LB | 6-4 | 205 | FR-RS | Little Rock, Ark./Parkview |
| 31 | Torian Kelly | CB | 6-0 | 180 | SO-HS | Ocean Springs, Miss./Ocean Springs |
| 31 | Calvin Wilson | WR | 6-1 | 195 | SO-SQ | Thompson's Station, Tenn./Independence |
| 33 | Antione Johnson | S | 6-0 | 205 | SR*-TR | Louisville, Ky./Desales/Thomas More |
| 33 | Mac Owen | WR | 6-1 | 175 | FR-RS | Tunica, Miss./Memphis University School |
| 34 | Tyler Banks | LB | 6-3 | 235 | SO-1L | Blackstone, Va./Nottoway |
| 35 | Joshua Aka | WR | 5-10 | 185 | SR*-TR | Starkville, Miss./Starkville/East Mississippi CC |
| 35 | Reginald Hughes | DE | 6-2 | 230 | SR*-1L | Tunica, Miss./Rosa Fort/Northeast Mississippi CC |
| 36 | Ashanti Cistrunk | LB | 6-1 | 230 | SR-4L | Louisville, Miss./Louisville |
| 36 | Rayf Vinson | WR | 6-0 | 195 | SO-SQ | Madison, Miss./Madison-Ridgeland Academy |
| 37 | Austin Acton | RB | 6-1 | 200 | FR-HS | Meridian, Miss./Lamar School |
| 37 | AJ Brown | CB | 6-1 | 195 | FR-HS | Cordele, Ga./Crisp County |
| 39 | Skiear Mann | LB | 6-3 | 215 | FR-HS | Fort Valley, Ga./Peach County |
| 39 | Joshua Pfeifer | WR | 6-1 | 175 | SO-SQ | Nashville, Tenn./Father Ryan |
| 39 | Carter Short | LS | 5-10 | 195 | SO-1L | Hoover, Ala./Hoover/Alabama |
| 40 | Zach Johansen | S | 6-1 | 190 | FR-RS | Suwanee, Ga./North Gwinnett |

NUMERICAL

| No. | Name | Pos. | Ht. | Wt. | Yr. | Hometown/Previous School(s) |
|-----|--------------------------|------|------|-----|--------|--|
| 40 | Matt Jones | RB | 5-7 | 180 | SO-1L | Jackson, Miss./Jackson Prep |
| 41 | John Ross Ashley | CB | 6-0 | 180 | FR-HS | Vestavia Hills, Ala./Vestavia Hills |
| 41 | Caden Davis | K | 6-3 | 200 | SR*-TR | Coppell, Texas/Coppell/Texas A&M |
| 42 | Jason Albritton | RB | 5-10 | 220 | SO-TR | Lithia, Fla./Newsome/USF |
| 42 | Dylan Davis | S | 6-1 | 185 | FR-HS | Frisco, Texas/Parish Episcopal |
| 43 | Caden Costa | K | 6-0 | 200 | SO-1L | Mandeville, La./Mandeville |
| 43 | Jack Damron | LB | 6-0 | 210 | FR-HS | Buford, Ga./Buford |
| 44 | Nyseer Fullwood-Theodore | CB | 6-3 | 205 | FR-HS | Atlanta, Ga./IMG Academy |
| 44 | Ali Scott | RB | 6-0 | 215 | JR-TR | Powder Springs, Ga./McEachern/Grandview |
| 45 | Jackson Jones | CB | 6-0 | 150 | FR-TR | Buffalo, N.Y./Grand Island/Stony Brook |
| 46 | Harrison Craig | S | 6-1 | 180 | FR-RS | Collierville, Tenn./Collierville |
| 46 | Salathiel Hemphill | TE | 6-3 | 245 | JR-RS | Winona, Miss./Grenada/Jones College |
| 47 | Deelay Holmes Jr. | DE | 6-3 | 230 | FR-HS | Pahokee, Fla./Pahokee |
| 47 | Wyatt Smalley | TE | 6-3 | 210 | FR-HS | Milton, Ga./Milton |
| 48 | Charlie Pollock | P | 6-1 | 230 | SO-SQ | Marietta, Ga./Waltton/Nevada |
| 48 | Mark Trigg Jr. | LB | 6-3 | 200 | FR-HS | Roswell, Ga./Roswell |
| 49 | Jared Lawrence | LS | 5-10 | 200 | JR-2L | Lebanon, Tenn./Wilson Central |
| 49 | Daniel Newman | S | 5-9 | 195 | JR-SQ | Tallahassee, Fla./Lincoln |
| 50 | Tres Harris III | LB | 6-2 | 225 | FR-HS | Frisco, Texas/Legacy Christian Academy |
| 51 | Zxavian Harris | DT | 6-7 | 335 | SO-1L | Canton, Miss./Germantown |
| 52 | Christian Britt | DE | 6-4 | 210 | FR-HS | Greenville, Miss./Washington |
| 53 | Cephas Pettis | DE | 5-11 | 245 | FR-TR | Crewe, Va./Nottoway/James Madison |
| 54 | Caleb Warren | OL | 6-5 | 310 | SR*-4L | Louisville, Miss./Nanih Waiya |
| 55 | Preston Cushman | OL | 6-5 | 280 | FR-RS | St. Petersburg, Fla./Calvary Christian |
| 56 | Reece McIntyre | OL | 6-5 | 305 | SR*-4L | Buford, Ga./Buford |
| 57 | Micah Pettus | OL | 6-7 | 360 | SO-1L | Madison, Ala./James Clemens |
| 58 | Demarcus Smith | DT | 6-3 | 295 | SO-SQ | Birmingham, Ala./A.H. Parker |
| 61 | Lane Hewett | OL | 6-2 | 280 | FR-HS | Ocean Springs, Miss./St. Martin |
| 62 | Brycen Sanders | OL | 6-6 | 295 | FR-HS | Chattanooga, Tenn./Baylor School |
| 64 | Ethan Morris | OL | 6-2 | 265 | FR-HS | Columbia, Miss./Columbia |
| 65 | Alec Grijalva | OL | 6-4 | 280 | FR-RS | Leesburg, Va./Heritage |
| 66 | Cedrick Nicely | OL | 6-5 | 310 | SO-1L | Gainesville, Ga./Gainesville |
| 67 | Quincy McGee | OL | 6-4 | 320 | SR-TR | Hattiesburg, Miss./Hattiesburg/Mississippi Gulf Coast CC/UAB |
| 68 | Jack Mills | OL | 6-4 | 315 | JR-TR | Medfield, Mass./Dexter Southfield/Georgetown |
| 71 | Jayden Williams | OL | 6-5 | 300 | SO-1L | Conway, Ark./Conway |
| 72 | Ethan Fields | OL | 6-4 | 330 | FR-HS | Geismar, La./Dutchtown |
| 73 | Eli Acker | OL | 6-5 | 295 | JR-3L | Columbus, Miss./Heritage Academy |
| 76 | Cedric Melton | OL | 6-5 | 300 | JR-2L | Houston, Texas/Klein Cain |
| 77 | Cam East | OL | 6-7 | 280 | FR-RS | Marrero, La./St. Augustine |
| 78 | Jeremy James | OL | 6-5 | 305 | SR*-4L | Cumming, Ga./North Forsyth |
| 79 | Victor Curne | OL | 6-4 | 320 | SR-TR | Houston, Texas/Second Baptist/Washington |
| 80 | Jayvontay Conner | TE | 6-4 | 220 | FR-HS | Winston-Salem, N.C./East Forsyth |
| 82 | Larry Simmons | WR | 6-1 | 190 | FR-RS | Moss Point, Miss./Moss Point |
| 83 | Cayden Lee | WR | 5-11 | 175 | FR-HS | Kennesaw, Ga./Kennesaw Mountain |
| 84 | Qua Davis | WR | 5-11 | 210 | SR-2L | Biggersville, Miss./Biggersville/ Itawamba CC |
| 85 | Jeremiah Dillon | WR | 6-2 | 175 | FR-RS | Tylertown, Miss./Tylertown |
| 86 | Caden Prieskorn | TE | 6-5 | 255 | SR*-TR | Lake Orion, Mich./Orchard Lake/Fork Union Military/Memphis |
| 87 | Hudson Wolfe | TE | 6-7 | 230 | SO-1L | Savannah, Tenn./Hardin County |
| 89 | JJ Pegues | DT | 6-2 | 315 | SR*-1L | Oxford, Miss./Oxford/Auburn |
| 90 | Stephon Wynn Jr. | DT | 6-4 | 310 | SR-TR | Anderson, S.C./IMG Academy/Alabama/Nebraska |
| 91 | Myles Saulsberry | DT | 6-2 | 290 | FR-TR | Memphis, Tenn./Lausanne Collegiate/UT Martin |
| 92 | Chamberlain Campbell | DE | 6-7 | 215 | FR-HS | St. Petersburg, Fla./Lakewood |
| 93 | Davis Ambuehl | DE | 6-7 | 230 | FR-HS | Los Angeles, Calif./Palisades Charter |
| 94 | Tavion Prather | DT | 6-3 | 245 | JR-RS | Oxford, Miss./Lafayette/Northeast Mississippi CC |
| 94 | Christian Schanefelt | K | 6-0 | 200 | FR-RS | Decatur, Ill./Warrensburg-Latham |
| 95 | Ben Goubeaux | P | 5-11 | 210 | FR-HS | Oxford, Miss./Oxford |
| 95 | Akelo Stone | DT | 6-2 | 280 | JR-TR | Savannah, Ga./Jenkins/Georgia Tech |
| 96 | Jamarius Brown | DT | 6-3 | 285 | FR-HS | Moss Point, Miss./Moss Point |
| 97 | Jamond Gordon | DT | 6-2 | 290 | SR*-2L | Meridian, Miss./Meridian/East Mississippi CC |
| 98 | Jaden Dicks | DE | 6-4 | 270 | FR-RS | Etobicoke, Ontario/Etobicoke/Guelph |
| 99 | DeSanto Rollins | DT | 6-3 | 305 | JR-2L | Baton Rouge, La./Parkview Baptist |
| 99 | Isaac Ukwu | DE | 6-3 | 260 | SR-TR | Upper Marlboro, Md./Wise/James Madison |

Senior* - Has an additional year of eligibility due to the COVID-19 pandemic.

ALPHABETICAL

| No. | Name | Pos. |
|-----|----------------------|------|
| 4 | Quinshon Judkins | RB |
| 31 | Torian Kelly | CB |
| 27 | Jalen Knox | WR |
| 49 | Jared Lawrence | LS |
| 83 | Cayden Lee | WR |
| 39 | Skialar Mann | LB |
| 12 | Fraser Masin | P |
| 30 | Fred McAfee | RB |
| 67 | Quincy McGee | OL |
| 56 | Reece McIntyre | OL |
| 76 | Cedric Melton | OL |
| 68 | Jack Mills | OL |
| 8 | Monty Montgomery | LB |
| 64 | Ethan Morris | OL |
| 49 | Daniel Newman | S |
| 66 | Cedrick Nicely | OL |
| 24 | Richard O'Bryant | CB |
| 33 | Mac Owen | WR |
| 89 | JJ Pegues | DT |
| 4 | Suntarine Perkins | LB |
| 53 | Cephas Pettis | DE |
| 57 | Micah Pettus | OL |
| 39 | Joshua Pfeifer | WR |
| 48 | Charlie Pollock | P |
| 94 | Tavion Prather | DT |
| 86 | Caden Prieskorn | TE |
| 7 | Deantre Prince | CB |
| 21 | Kedrick Reescano | RB |
| 99 | DeSanto Rollins | DT |
| 62 | Brycen Sanders | OL |
| 3 | Spencer Sanders | QB |
| 91 | Myles Saulsberry | DT |
| 5 | John Saunders Jr. | S |
| 94 | Christian Schanefelt | K |
| 44 | Ali Scott | RB |
| 39 | Carter Short | LS |
| 8 | Austin Simmons | QB |
| 82 | Larry Simmons | WR |
| 47 | Wyatt Smalley | TE |
| 58 | Demarcus Smith | DT |
| 22 | Jarell Stinson | CB |
| 95 | Akelo Stone | DT |
| 13 | Ladarius Tennison | S |
| 48 | Mark Trigg Jr. | LB |
| 0 | Michael Trigg | TE |
| 99 | Isaac Ukwu | DE |
| 36 | Rayf Vinson | WR |
| 19 | Dayton Wade | WR |
| 6 | Zamari Walton | CB |
| 54 | Caleb Warren | OL |
| 25 | Trey Washington | S |
| 16 | Braden Waterman | QB |
| 11 | Jordan Watkins | WR |
| 30 | Trip White | LB |
| 1 | Ayden Williams | WR |
| 14 | Demarko Williams | S |
| 71 | Jayden Williams | OL |
| 31 | Calvin Wilson | WR |
| 87 | Hudson Wolfe | TE |
| 17 | Davin Wydner | QB |
| 90 | Stephon Wynn Jr. | DT |
| 1 | Isheem Young | S |
| 16 | Teja Young | S |

eli
73 ACKER
Columbus, Miss. • Heritage Academy
6-5 • 295 • 3L • General Business

JR. OL



Ole Miss

2022: Appeared in all 13 games, making five starts at right guard ... Totaled 389 snaps on the offensive line and 60 on special teams ... vs. Troy (9/3/22): Played a total of 59 snaps at right guard for the Rebels after getting the start at the position ... vs. Central Arkansas (9/10/22): Started at right guard in the team's win over the Bears ... Logged a total of 51 snaps at the position ... at Georgia Tech (9/17/22): Earned the highest run block (88.6) and pass block (82.4) ratings of the Rebel offensive line after starting at right guard for 52 snaps ... vs. Tulsa (9/24/22): Started at right guard for the Rebels, where he played 47 snaps ... Also rotated in at center for 31 snaps ... vs. #7 Kentucky (10/1/22): Earned the start at center for the Rebels, logging 32 snaps at the position ... Also saw three snaps of action at right guard ... at Vanderbilt (10/8/22): Came off the bench to record 13 snaps of action, playing at right guard (9 snaps) and left guard (4 snaps) ... vs. Auburn (10/15/22): Checked in for a total of 20 snaps at right guard for the Rebels ... at LSU (10/22/22): Checked in for 31 snaps at right guard for the Rebels ... at Texas A&M (10/29/22): Checked in for 14 snaps at left guard for the Rebels ... vs. #9 Alabama (11/12/22): Notched four snaps on the Rebel offensive line, along with 11 snaps of action on special teams ... at Arkansas (11/19/22): Found time on special teams in the Rebels' loss to the Razorbacks ... vs. Mississippi State (11/24/22): Logged four snaps of action on the Rebel field goal unit ... vs. Texas Tech (12/28/22): Appeared as a reserve left guard on 32 offensive snaps and two snaps on special teams ... 2021: Named to the Freshman All-SEC team ... Participated in 10 total games on the offensive line ... Started the final four games of the season at right guard ... Allowed just one sack in 168 pass blocks ... Blocked for the sixth-ranked total offense (492.5) in the country, as well as the No. 12 rushing offense (217.6) ... Member of offensive line unit that has helped blocked for a rushing attack that featured four players who rushed for more than 500 yards in 2021 ... vs. Austin Peay (9/11/21): Played 24 snaps as a reserve right guard in the win ... vs. Tulane (9/18/21): Saw action on 17 snaps at right guard ... vs. LSU (10/23/21): Lined up with the field goal unit on special teams ... at #18 Auburn (10/30/21): Appeared on special teams with the field goal unit ... vs. Liberty (11/6/21): Saw action with the field goal unit on six snaps ... vs. #11 Texas A&M (11/13/21): Made his first collegiate start, playing all 94 offensive snaps at right guard ... Blocked for a rushing attack that put up 257 yards, the most allowed by the Aggies this season and picked up a key block on a Snoop Conner touchdown in the fourth quarter to seal the victory ... vs. Vanderbilt (11/20/21): Made his second career start and eighth career appearance at right guard ... at Mississippi State (11/25/21): Started and played 38 snaps at right guard ... vs. #7 Baylor (11/12/22): Earned his fourth straight start at left guard and played in 90 total snaps ... 2020: Appeared in one game as a true freshman and was redshirted ... Earned first collegiate letter ... at Vanderbilt (10/31/20): Made his collegiate debut, appearing on 14 snaps as a reserve right tackle versus the Commodores ... Member of the 2019-20 signing class ... HIGH SCHOOL: Listed as a four-star prospect by ESPN ... Rated a three-star prospect by Rivals and 247Sports ... Ranked No. 8 player in the state of Mississippi by both 247Sports Composite and ESPN ... Ranked as the 34th offensive tackle and eight-best player in Mississippi by the 247Sports composite rankings ... Garnered the 36th OT spot and No. 8 spot in Mississippi via ESPN ... Three-year captain at Heritage Academy ... Helped lead the Patriots to a MAIS 5A state championship as a senior ... Was a 2019 first team MaxPreps Small Schools All-America selection ... Tabbed the 2019 MAIS 5A Player of the Year ... Selected to the MAIS All-Star Game ... Named all-state by MaxPreps and the Clarion-Ledger following senior season ... Chose Ole Miss over offers from Alabama, Georgia, Mississippi State, Arkansas, Notre Dame, Miami and Nebraska ... Also lettered in basketball at Heritage Academy ... Coached by Sean Harrison ... PERSONAL: Son of John and Alise Acker ... Full name is Elijah Kirk Acker ... Born May 11, 2001 ... 2020-21 SEC First-Year Honor Roll ... SEC Fall Academic Honor Roll in 2021 ... Dean's Honor Roll in fall 2020 ... Athletic Director's Honor Roll in spring 2021 ... General business major.

ACKER'S CAREER STATISTICS

—OFFENSE—

| YEAR | G-S |
|--------------|-------------|
| 2020 | 1-0 |
| 2021 | 10-4 |
| 2022 | 13-5 |
| Total | 24-9 |

austin
37 ACTON
Meridian, Miss. • Lamar School
6-1 • 200 • HS • General Business

FR. RB



Ole Miss

Non-scholarship transfer who joined team prior to the start of fall camp ... HIGH SCHOOL: Helped lead Lamar School to four straight district titles ... Tallied over 2,000 all-purpose yards and 26 touchdowns in his prep career ... Earned offensive MVP and All-MAIS honors as a senior ... Was named a MAIS All-Star in 2022 ... Also earned first team all-district as a junior ... Coached by Jacob Land ... Also lettered in track and field ... Was the MAIS 300-meter dash and 110-meter hurdle state champion ... PERSONAL: Son of Chad and Sherry Acton ... Full name is Austin Lockard Acton ... Born Jan. 8, 2005 ... Dad, Chad, played football at Alabama ... General business major.

joshua
35 AKA
Starkville, Miss. • East Mississippi CC
5-10 • 180 • TR • Exercise Science

SR.* WR



Ole Miss

Non-scholarship player and transfer who joined team prior to the start of spring drills ... EAST MISSISSIPPI: Racked up 684 receiving yards and three touchdowns in two seasons at EMCC ... Ranked second on the team in 2022 with 326 yards and two scores ... Helped lead East Mississippi to its eighth MACCC Championship ... Finished with 358 yards and one TD on 2021 ... HIGH SCHOOL: Totaled 56 receptions for 770 yards and 11 touchdowns as a senior ... Helped lead Starkville HS to a 12-3 record, including a perfect 7-0 mark in district play ... Caught 23 passes for 251 yards and three scores in 2018 ... Appeared in one varsity game as a sophomore ... Coached by Chris Jones ... PERSONAL: Son of James & Jackie Harris ... Full name is Joshua Emmanuel Aka ... Born Oct. 8, 2001 ... Chancellor's Honor Roll in spring 2023 ... Exercise science major.


jason
42 ALBRITTON
Lithia, Fla. • USF
5-10 • 220 • TR • Sport & Recreation Admin.

SO. RB




Ole Miss

Non-scholarship transfer who joined the team prior to the start of fall camp ... USF: Saw action in six games as a true freshman for the Bulls ... Carried the ball 12 times for 72 yards and one touchdown ... Posted a career-best four carries for 40 yards against Temple ... HIGH SCHOOL: Four-year letterwinner at Newsome HS ... Three-year captain for the Wolves ... Ran for 3,927 yards and 42 touchdowns during his four-year career ... He twice ran for more than 1,400 yards and 14 touchdowns in a season ... Averaged 6.5 yards per carry on his career ... Posted 18 100-yard rushing games on his career ... Averaged 127.7 yards per game in his senior season as he ran for 1,405 yards and 14 touchdowns ... Tallied 1,456 yards and 14 touchdowns as a sophomore ... Also lettered in wrestling and track ... Coached by Christian Yockey ... PERSONAL: Son of Steve and Emily Albritton ... Full name is Jason Phillip Albritton ... Born Jan. 13, 2004 ... Sport & recreation administration major.

93 davis
AMBUEHL FR. DE 

Los Angeles, Calif. • Palisades Charter
6-7 • 230 • HS • Freshman Studies



Non-scholarship player who joined the team prior to the start of fall camp ... Was part of the Ole Miss men's basketball team in 2022-23 ... **HIGH SCHOOL:** Four-year letterwinner in basketball, volleyball and golf at Palisades Charter High School ... **PERSONAL:** Son of Cindy and Steve Ambuehl, and Don Diamont ... Born Jan. 17, 2003 ... Has seven brothers ... Freshman studies major.

3 daijahn
ANTHONY SR. S 

Richmond, Va. • Liberty
6-0 • 205 • TR • Interdisciplinary Studies



Transfer who arrived on campus prior to the start of fall camp ... **LIBERTY:** Appeared in 24 career games for the Flames in his two seasons at Liberty ... Tallied 43 career total tackles and three interceptions ... Had career year in 2022 with 28 tackles and four pass breakups ... **SHEPHERD:** Did not compete for the Rams (Division 2) in 2020 due to COVID ... Appeared in 10 games in 2019 while making five starts as a true freshman ... Tallied 14 total tackles with two interceptions. ... **HIGH SCHOOL:** Two-year letterwinner at Henrico HS ... Earned All-Region accolades as a senior in 2017 ... Tied the record for most interceptions in a single game with four ... **PERSONAL:** Son of Travis Anthony and Latasha Pair ... Full name is Daijahn Nyckell Anthony ... Born Sept. 9, 2000 ... Graduated from Liberty with a bachelor's degree in interdisciplinary studies.

41 john ross
ASHLEY FR. DB 


Vestavia Hills, Ala. • Vestavia Hills
6-0 • 180 • HS • General Business




Non-scholarship player who joined team prior to the start of spring drills ... **HIGH SCHOOL:** Appeared in 20 games at Vestavia Hills High School, tallying 29 total tackles on defense ... Racked up 21 tackles as a senior in five contests, averaging 4.2 per game ... Coached by Buddy Anderson ... **PERSONAL:** Son of John Ashley ... Full name is John Ross Ashley ... Born July 21, 2003 ... Athletic Director's Honor Roll in fall 2022 ... General business major.

14 deljay
BAILEY FR. QB 


Petal, Miss. • Petal
6-1 • 200 • HS • General Engineering



Non-scholarship player who joined team prior to the start of fall camp ... **HIGH SCHOOL:** Finished prep campaign at Petal HS where he threw for 1,719 yards as a senior ... Threw for 1,721 yards and 11 TDs in 10 games as a junior at Biloxi HS ... Also lettered for the Indians as a sophomore ... Coached by Allen Glenn and Katlan French ... **PERSONAL:** Son of Cl Bailey and Raven Biggs-James ... Full name is Deljay Raiell Bailey ... Born Jan. 1, 2005 ... Dad, Cl, played football at Southern Miss and later for the Edmonton Eskimos in the CFL ... General engineering major.

34 tyler
BANKS SO. LB 

Blackstone, Va. • Nottoway
6-3 • 235 • 1L • Mechanical Engineering



2022: Appeared in all 13 games, primarily on special teams ... Logged 22 snaps on defense as a reserve linebacker and 143 on special teams ... Tallied four total tackles on the season ... vs. Troy (9/3/22): Played 10 snaps on special teams, including five on kickoff coverage and five on punt returns ... vs. Central Arkansas (9/10/22): Assisted on three tackles playing as a linebacker and on special teams ... at Georgia Tech (9/17/22): Made one tackle as a rotational linebacker and special teams member for the Rebels ... vs. Tulsa (9/24/22): Appeared on the kickoff coverage unit for the Rebels ... vs. #7 Kentucky (10/1/22): Appeared on the Rebel kickoff coverage and punt return units ... at Vanderbilt (10/8/22): Appeared on multiple special teams units, as well as checking in at linebacker ... vs. Auburn (10/15/22): Saw all of his action come on special teams for the Rebels ... at LSU (10/22/22): Logged all of his playing time on special teams ... at Texas A&M (10/29/22): Saw action on multiple special teams units for the Rebels ... vs. #9 Alabama (11/12/22): Saw time on the Rebels' field goal block unit ... at Arkansas (11/19/22): Made appearances on special teams packages for the Rebels ... vs. Mississippi State (11/24/22): Logged a total of eight snaps of action for the Rebels playing on the team's punt return and field goal block units ... vs. Texas Tech (12/28/22): Lined up on 20 snaps on special teams ... Member of the 2021-22 signing class ... **HIGH SCHOOL:** Rated a three-star prospect by 247 Sports Composite and Rivals ... Rated No. 91 athlete by 247 Sports Composite ... Ranked No. 25 in Virginia by Rivals and No. 31 by 247 Sports Composite ... Led Nottoway Cougars to 11-1 record and 7-0 record in James River Conference in 2021 ... Reached quarterfinals of Division 2A Playoffs in 2021 ... Three-year team captain ... VHSLA All-Region in 2021 ... Also played basketball in high school ... Chose Ole Miss over Michigan, California, Vanderbilt and Virginia Tech among others ... Coached by Glen Pettis ... **PERSONAL:** Son of Joseph and Alma Banks ... Full name is Tyler Montgomery Banks ... Born Oct. 24, 2003 ... Athletic Director's Honor Roll in spring 2023 ... Mechanical engineering major.

BANKS' CAREER STATISTICS

| —DEFENSE— | | | | | | |
|--------------|-------------|----------|----------|----------|--------------|--------------|
| Year | G-S | UT | AT | TT | TFL-YDS | Sacks-Yds |
| 2022 | 13-0 | 0 | 4 | 4 | 0.0-0 | 0.0-0 |
| Total | 13-0 | 0 | 4 | 4 | 0.0-0 | 0.0-0 |


| Year | FF | FR | PD | QBH | INT | BLK |
|--------------|----------|----------|----------|----------|----------|----------|
| 2022 | 0 | 0 | 0 | 0 | 0 | 0 |
| Total | 0 | 0 | 0 | 0 | 0 | 0 |

BANKS' CAREER HIGHS

TACKLES: 3, vs. Central Arkansas (9/10/22)

Ulysses
24 BENTLEY IV
 Houston, Texas • SMU
 5-11 • 200 • 1L • Multi-Disciplinary Studies

SR.*
 RB



Ole Miss

2022: Appeared in six games for the Rebels at running back ... Battled wrist injury that caused him to miss a portion of the season ... Carried the ball 16 times for 73 yards and four touchdowns ... Caught one pass for four yards ... vs. Troy (9/3/22): Earned a pair of carries in his debut in the Rebel backfield, gaining a total of five yards along with a 2-yard touchdown run ... vs. Central Arkansas (9/10/22): Ran the ball four times, accounting for 43 yards and a touchdown on the day ... at Georgia Tech (9/17/22): Scored two touchdowns on just eight carries from the Rebel backfield, finishing the day with 27 total rushing yards ... at LSU (10/22/22): Finished with one catch for four yards ... Also had one carry for a loss of three ... at Texas A&M (10/29/22): Checked into the Rebel backfield but recorded no stats ... vs. #9 Alabama (11/12/22): Recorded one carry for one yard ... Transfer who arrived on campus early and participated in spring drills ... SMU: Saw action in 11 games in 2021, making eight starts ... Was second on the team with 96 carries for 610 yards and four TDs ... Posted a pair of 100-yard rushing games (UNT, at TCU) ... Added 19 catches for 90 yards and a TD ... Had five kick returns for 128 yards ... Was second on the team with 838 all-purpose yards ... Second-team All-AAC ... Maxwell Award Watch List ... Doak Walker Award Watch List... CFPA Award Watch List ... Earl Campbell Tyler Rose Award Watch List ... PFF All-AAC first team ... Played in all 10 games, starting six as a redshirt freshman in 2020 ... Named the Co-Rookie of the Year in The American and to the conference first team ... Led the league with 913 rushing yards (18th NCAA, 1st AAC) off 170 attempts and 11 rushing TDs (17th NCAA, 3rd AAC) ... His 11 rushing TDs set the SMU freshman single-season record ... His 913 rushing yards in the regular season were over 200 more than any other player in the conference ... Scored his first seven TDs in the opening three games of the season, which tied for the sixth most in a three-game span at SMU ... Added 21 receptions for 174 yards and one TD ... One of only two freshman in the country with 10+ TDs (12) ... Led the Mustangs with 1,087 all-purpose yards (4th AAC) ... Had a career-high 227 rushing yards at North Texas ... AAC Co-Rookie of the Year ... All-AAC first team ... FWAA Freshman All-America ... Dave Campbell's All-Texas College second team ... Doak Walker Watch List... CFPA Watch List ... HIGH SCHOOL: A three-star recruit by 247sports.com and Rivals.com ... Had 50 carries for 510 yards in 2018 ... Team went 8-3 and advanced to the first round of the Texas 6A D2 playoffs ... PERSONAL: Son of Felicia Bentley ... Full name is Ulysses Bentley IV ... Born Dec. 30, 2000 ... SEC Fall Academic Honor Roll in 2022 ... Athletic Director's Honor Roll in spring 2022 ... Multi-disciplinary studies major.

BENTLEY'S CAREER STATISTICS

—RUSHING—

| Year | G-S | Att | Yds | TD | Lg | Avg. |
|--------------|--------------|------------|--------------|-----------|-----------|------------|
| 2019 (SMU) | 4-0 | 7 | 36 | 0 | 12 | 5.1 |
| 2020 (SMU) | 10-6 | 170 | 913 | 11 | 84 | 5.4 |
| 2021 (SMU) | 11-8 | 96 | 610 | 4 | 85 | 6.4 |
| 2022 (OM) | 6-0 | 16 | 73 | 4 | 17 | 4.6 |
| Total | 31-14 | 289 | 1,632 | 19 | 85 | 5.6 |

—RECEIVING—


| Year | G-S | Rec | Yds | TD | Lg | Avg. |
|--------------|--------------|-----------|------------|----------|-----------|------------|
| 2019 (SMU) | 4-0 | 1 | 30 | 0 | 30 | 30.0 |
| 2020 (SMU) | 10-6 | 21 | 174 | 1 | 61 | 8.3 |
| 2021 (SMU) | 11-8 | 19 | 90 | 1 | 24 | 4.7 |
| 2022 (OM) | 6-0 | 1 | 4 | 0 | 4 | 4.0 |
| Total | 31-14 | 42 | 298 | 2 | 61 | 7.1 |

BENTLEY'S CAREER HIGHS

RUSHING ATTEMPTS: 26, at Tulsa (11/14/20) - at SMU
 RUSHING YARDS: 227, at North Texas (09/19/20) - at SMU
 RUSHING TOUCHDOWNS: 3, at North Texas (09/19/20) - at SMU
 LONGEST RUSH: 85, vs. North Texas (09/11/21) - at SMU
 RECEPTIONS: 4, 2x, MR: at ECU (11/28/20) - at SMU
 RECEIVING YARDS: 68, vs. Navy (10/31/20) - at SMU
 RECEIVING TOUCHDOWNS: 1, 2x, MR: vs. North Texas (09/11/21) - at SMU
 LONGEST RECEPTION: 61, vs. Navy (10/31/20) - at SMU
 LONGEST KICKOFF RETURN: 72, at LA Tech (09/18/21) - at SMU

Alex
28 BOUCVALT
 Austin, Texas • Nicholls State
 5-7 • 155 • 1L • Finance

JR.
 WR



Ole Miss

2022: Appeared in two games on the season ... Did not record any stats ... vs. Central Arkansas (9/10/22): Made his Rebel debut against the Bears ... vs. Mississippi State (11/24/22): Saw limited action in his second game of the season for the Rebels ... Non-scholarship player and transfer who joined team prior to start of spring drills ... NICHOLLS STATE: Played in seven games as a redshirt freshman for the Colonels ... Talled two catches for three yards ... Only registered one rushing attempt for seven yards ... TCU: Was redshirted after appearing in two games as a true freshman ... Saw the field in wins over Kansas and Louisiana Tech... Talled his first collegiate reception against KU ... HIGH SCHOOL: Three-year letterwinner at Grapevine Faith Christian ... Talled nearly 1,500 cumulative yards and 13 touchdowns as a prep player ... Named PigskinPrep.com all-district second team as a receiver ... Member of the National Honor Society ... Also lettered in baseball and track ... PERSONAL: Son of Trey and Brandi Boucvalt ... Full name is Lawrence Xavier Boucvalt IV ... Born Oct. 7, 2001 ... SEC Fall Academic Honor Roll in 2022 ... Chancellor's Honor Roll in spring 2022, fall 2022 and spring 2023 ... Finance major.

BOUCVALT'S CAREER STATISTICS

—RECEIVING—

| Year | G-S | Rec | Yds | TD | Lg | Avg. |
|--------------------|------------|----------|----------|----------|----------|------------|
| 2021 (NSU) | 7-0 | 2 | 3 | 0 | 6 | 1.5 |
| 2022 (OM) | 2-0 | 0 | 0 | 0 | 0 | 0.0 |
| Total | 9-0 | 2 | 3 | 0 | 6 | 1.5 |
| Total at OM | 2-0 | 0 | 0 | 0 | 0 | 0.0 |

—RUSHING—

| Year | G-S | Att | Yds | TD | Lg | Avg. |
|--------------------|------------|----------|----------|----------|----------|------------|
| 2021 (NSU) | 7-0 | 1 | 7 | 0 | 7 | 7.0 |
| 2022 (OM) | 2-0 | 0 | 0 | 0 | 0 | 0.0 |
| Total | 9-0 | 1 | 7 | 0 | 7 | 7.0 |
| Total at OM | 2-0 | 0 | 0 | 0 | 0 | 0.0 |

BOUCVALT'S CAREER HIGHS

RUSHING ATTEMPTS: 1, vs. Houston Christian (10/02/21) - at Nicholls
 RUSHING YARDS: 7, vs. Houston Christian (10/02/21) - at Nicholls
 LONGEST RUSH: 7, vs. Houston Christian (10/02/21) - at Nicholls
 RECEPTIONS: 2, vs. Houston Christian (10/02/21) - at Nicholls
 RECEIVING YARDS: 3, vs. Houston Christian (10/02/21) - at Nicholls
 LONGEST RECEPTION: 6, vs. Houston Christian (10/02/21) - at Nicholls

Christian
52 BRITT
 Greenville, Miss. • Washington
 6-4 • 210 • HS • Psychology

FR.
 DE



Ole Miss

Non-scholarship player who joined team prior to the start of fall camp ... HIGH SCHOOL: Played his prep ball at Washington HS ... Also lettered in basketball and soccer ... PERSONAL: Son of Daniel Britt and Meriwalker Nipper ... Full name is John Christian Britt ... Born Feb. 4, 2005 ... Psychology major.

37 ^{aj} **BROWN** FR. CB  

Cordele, Ga. • Crisp County
6-1 • 195 • HS • Biological Science

Member of the 2022-23 signing class ... Enrolled early and participated in spring drills ... **HIGH SCHOOL:** Consensus four-star recruit by ESPN, On3 and 247Sports Composite ... Ranked as the No. 27 safety in the country by On3 and the No. 30 player in Georgia by ESPN ... Played on both sides of the ball for Crisp County but primarily lined up in the secondary ... Totaled 26 tackles, including 1.5 TFLs, and an interception as a senior ... Registered 541 receiving yards and six touchdowns at wide receiver in 2021 ... Saw action at quarterback and running back as a sophomore, throwing for 1,000 yards and eight touchdowns while adding 585 yards on the ground ... A multi-sport athlete, Brown played basketball and ran track and field ... Averaged 8.2 points per game and 6.9 rebounds per game on the hardwood and clocked a personal best of 11.09 11.49 in the 100-meter dash as a junior ... Chose Ole Miss over offers from Clemson, Florida, Tennessee and Mississippi State among others ... Coached by Lawrence Smith ... **PERSONAL:** Son of Sharon Brown ... Full name is Ahmad Jaquan Brown ... Born Oct. 24, 2004 ... Biological science major.

12 ^{bralon} **BROWN** SO. WR  

Miramar, Fla. • St. Thomas Aquinas
6-2 • 195 • 2L • General Business

2022: Appeared in four contests at wide receiver and was redshirted ... Hauled in one catch for 11 yards ... vs. Central Arkansas (9/10/22): Made appearances at wide receiver and on special teams but did not record any stats ... at Georgia Tech (9/17/22): Checked in at wide receiver for the Rebels for a total of eight snaps ... vs. Tulsa (9/24/22): Saw one snap of action at wide receiver for the Rebels ... vs. Texas Tech (12/28/22): Played four snaps as a reserve wide receiver ... **2021:** Played in six games primarily on special teams ... vs. Louisville (9/6/21): Made collegiate debut ... Saw action in four snaps on kick return ... vs. Austin Peay (9/11/21): Appeared in a reserve role at wide receiver ... vs. Tulane (9/18/21): Played four snaps on kick return ... vs. #13 Arkansas (10/9/21): Played seven snaps all on kick return ... vs. LSU (10/23/21): Played two snaps on punt return and didn't record any stats ... at #18 Auburn (10/30/21): Participated in three snaps on special teams ... vs. Liberty (11/6/21): Saw action on three snaps on punt return team ... Earned first collegiate letter ... Member of the 2020-21 signing class ... **HIGH SCHOOL:** Rated as a four-star prospect by the 247Sports Composite, Rivals and ESPN ... Received three-star status from 247Sports ... Ranked as the No. 18 wide receiver in the nation and the No. 21 player in Florida by Rivals ... 2021 Under Armour All-American honoree ... Three 200-yard receiving games as a senior at St. Thomas Aquinas High School ... Totaled 289 yards off of 16 catches as a junior at Chaminade-Madonna High School ... Member of the 2019 3A Florida State Championship team ... Chose Ole Miss over offers from Auburn, Georgia, Miami, Michigan, Texas A&M and Wisconsin, among others ... Coached by Roger Harriot ... **PERSONAL:** Son of Donald and Angela Brown ... Full name is Bralon Jerome Brown ... Born Jan. 6, 2002 ... Father, Donald, played in the NFL with the Chargers, Dolphins and Giants ... General business major.

BROWN'S CAREER STATISTICS

—RECEIVING—

| Year | G-S | Rec | Yds | TD | Lg | Avg. |
|--------------|-------------|----------|-----------|----------|-----------|-------------|
| 2021 | 6-0 | 0 | 0 | 0 | 0 | 0.0 |
| 2022 | 4-0 | 1 | 11 | 0 | 11 | 11.0 |
| Total | 10-0 | 1 | 11 | 0 | 11 | 11.0 |

BROWN'S CAREER HIGHS

RECEPTIONS: 1, vs. Texas Tech (12/28/22)
RECEIVING YARDS: 11, vs. Texas Tech (12/28/22)
LONGEST RECEPTION: 11, vs. Texas Tech (12/28/22)

12 ^{jakivuan} **BROWN** SO. DE  

Horn Lake, Miss. • Horn Lake
6-3 • 250 • 2L • Multi-Disciplinary Studies



2022: Missed the entire season due to injury and was redshirted ... **2021:** Appeared in four games as a sophomore and was redshirted ... Saw a majority of playing time on the field goal block unit ... vs. Vanderbilt (11/20/21): Saw action as a reserve defensive lineman in the win over the Commodores ... **2020:** Played in the final five games of his true freshman campaign exclusively on special teams ... Did not record any stats ... Earned first collegiate letter ... Member of the 2019-20 signing class ... **HIGH SCHOOL:** Rated a four-star prospect by 247Sports ... Three-star prospect by Rivals, ESPN and 247Sports Composite ... Also ranked No. 181 in the nation by 247Sports ... Tabbed a three-star prospect by Rivals and ESPN ... Ranked the 13th outside linebacker and third overall player in Mississippi by 247Sports ... Listed as the 43rd ranked outside linebacker and No. 9 player in Mississippi by Rivals ... Earned second team all-state honors from the Clarion-Ledger as a senior ... Racked up 72 overall tackles in 2019, including 17 TFLs and six sacks ... Posted five pass breakups, four forced fumbles, three fumble recoveries and four interceptions ... Scored a pair of touchdowns on defense ... Helped Horn Lake capture its first-ever state championship in 2018 ... Selected first team all-state and all-region as a junior ... Chose Ole Miss over offers from LSU, Auburn, Mississippi State, Kentucky, Oregon, Baylor and Indiana ... Coached by Brad Boyette ... **PERSONAL:** Son of Gerald and Jakia Burrell ... Full name is Jakivuan Anthony Brown ... Born Dec. 27, 2000 ... 2020-21 SEC First-Year Honor Roll ... SEC Fall Academic Honor Roll in 2021 ... Dean's Honor Roll in spring 2021 ... Athletic Director's Honor Roll in fall 2020 ... Multi-disciplinary studies major.

BROWN'S CAREER STATISTICS

—DEFENSE—

| Year | G-S | UT | AT | TT | TFL-YDS | Sacks-Yds |
|--------------|------------|----------|----------|----------|--------------|--------------|
| 2020 | 5-0 | 0 | 0 | 0 | 0.0-0 | 0.0-0 |
| 2021 | 4-0 | 0 | 0 | 0 | 0.0-0 | 0.0-0 |
| Total | 9-0 | 0 | 0 | 0 | 0.0-0 | 0.0-0 |

| Year | FF | FR | PD | QBH | INT | BLK |
|--------------|----------|----------|----------|----------|----------|----------|
| 2020 | 0 | 0 | 0 | 0 | 0 | 0 |
| 2021 | 0 | 0 | 0 | 0 | 0 | 0 |
| Total | 0 | 0 | 0 | 0 | 0 | 0 |

96 ^{jamarious} **BROWN** FR. DT  

Moss Point, Miss. • Moss Point
6-3 • 285 • HS • Exercise Science

Member of the 2022-23 signing class ... **HIGH SCHOOL:** Consensus four-star prospect by On3, ESPN and Rivals ... Rated the No. 2 prospect in Mississippi, No. 12 defensive lineman in the nation and No. 110 overall prospect in the nation by On3 ... Mississippi-Alabama All-Star Game participant ... Clarion Ledger Dandy Dozen ... Clarion Ledger Second Team All-State Selection ... Four-year letterwinner in football at Moss Point ... Tallied 293 career tackles, including 45.0 tackles for loss and 16.0 sacks ... Forced 13 fumbles and recovered seven ... Totaled 100 career carries for 623 yards and 18 TDs ... Chose Ole Miss over offers from Alabama, Auburn, Texas, Arkansas, Tennessee, Mississippi State, LSU and others ... Coached by Eugene Harmon ... **PERSONAL:** Son of Brittany Ducksworth ... Full name is Jamarious Javonte Brown ... Born March 16, 2005 ... Exercise science major.

drew
23 BURNETT
Memphis, Tenn. • Memphis University School
6-1 • 190 • RS • General Business



FR. WR




2022: Appeared in one game for the Rebels and was redshirted ... vs. Central Arkansas (9/10/22): Came in for one snap at wide receiver ... Non-scholarship player who joined team in the spring ... **HIGH SCHOOL:** Three-year letterwinner at Memphis University School ... Served as captain during senior year and hauled in 35 receptions for 350 yards and three touchdowns ... Named All-Region honorable mention as a senior ... Helped lead the Owls to a TSSAA Div II AAA state championship in 2019 and 2021 ... Tallied 20 catches for 200 yards and one TD as a junior ... Also lettered in baseball ... Graduated with magna cum laude honors and was a member of the National Honor Society ... Coached by Bobby Alston ... **PERSONAL:** Son of Jim and Dee Burnett ... Full name is Andrew Eldridge Burnett ... Born Sept. 16, 2002 ... Plans to go to medical school after college and become a surgeon ... SEC Fall Academic Honor Roll in 2022 ... Chancellor's Honor Roll in spring 2022 and fall 2022 ... Dean's Honor Roll in fall 2021 and spring 2023 ... General business major.

chamberlain
92 CAMPBELL
St. Petersburg, Fla. • Lakewood
6-7 • 215 • HS • Biological Science

FR. DE

Member of the 2022-23 signing class ... **HIGH SCHOOL:** Three-star prospect by On3, 247 and Rivals ... Rated a top-100 edge defender by Rivals (No. 40), On3 (No. 46) and 247 (No. 86) ... Recorded 45 tackles, 15 tackles for loss, eight sacks, one forced fumble, one fumble recovery and 14 QB hurries his senior year ... Helped lead Spartans to Class 2M semifinal ... Transferred to Lakewood his junior year from Shorecrest Prep ... Also lettered in basketball and track and field ... Chose Ole Miss over Miami, Auburn, Florida State, Michigan State, among others ... Coached by Denis Gillen ... **PERSONAL:** Son of Chamberlain and Lynda Rowe-Campbell ... Full name is Chamberlain Dehaan Campbell Sr. ... Born Dec. 20, 2004 ... Biological science major.

jadon
28 CANADY
Jacksonville, Fla. • Tulane
5-11 • 180 • TR • General Business

JR. S




Transfer who joined the team prior to the start of fall camp ... **TULANE:** Appeared in 19 career games with the Green Wave ... Saw action in seven games last season for Tulane, registering 20 tackles and also returned a fumble for a touchdown against Houston ... Finished fourth on the team in total tackles with 55 in 2021 as a true freshman ... Also picked off two passes ... **HIGH SCHOOL:** Rated a three-star prospect by 247Sports.com ... Rated as one of the nation's Top 150 cornerbacks ... Earned a Top 150 rating in the state of Florida regardless of position ... Had a breakout senior season, as he collected nine interceptions in nine games ... His nine interceptions were the most of any defensive back in the state of Florida ... Also saw action on offense, as he caught six touchdowns and scored three times in the return game ... Possesses great speed on the track as well, earning all-state honors in his high school career ... Finished fourth in the 3A state track meet in the 300-meter hurdles ... **PERSONAL:** Son of Katrina and Bruce Canady ... Born May 1, 2003 ... General business major.

ashanti
36 CISTRUNK
Louisville, Miss. • Louisville
6-1 • 230 • 4L • Finance

SR. LB




Experienced veteran expected to see significant playing time at linebacker ... **2022:** Appeared in all 13 games as a reserve linebacker and on special teams ... Earned one start at linebacker ... Finished with 72 total tackles, including 3.5 tackles for loss, one sack and a forced fumble on the season ... vs. Troy (9/3/22): Recorded two tackles, while also forcing a fumble for the Rebel defense ... vs. Central Arkansas (9/10/22): Finished with four total tackles ... at Georgia Tech (9/17/22): Tallied five total tackles and a pass breakup in shutout win ... vs. Tulsa (9/24/22): Ended with five tackles ... vs. #7 Kentucky (10/1/22): Made two tackles in the team's 22-19 win over the No. 7 Wildcats ... at Vanderbilt (10/8/22): Recorded two tackles in the team's 52-28 victory ... vs. Auburn (10/15/22): Made six tackles for the Rebel defense, including 0.5 TFLs ... at LSU (10/22/22): Tallied six tackles for the Rebel defense ... at Texas A&M (10/29/22): Led team with a then career-high nine total tackles as a starting linebacker for the Rebels ... vs. #9 Alabama (11/12/22): Ended with four tackles for the Rebel defense, including 0.5 TFLs against the Tide ... at Arkansas (11/19/22): Finished with eight tackles for the Rebels, tying his career-high in TFLs with 2.5 while also notching his first sack of the season ... vs. Mississippi State (11/24/22): Ended with seven tackles against the Bulldogs, including three solo tackles ... vs. Texas Tech (12/28/22): Played 70 snaps, tallied career-high 12 tackles in Texas Bowl appearance ... **2021:** Saw action in 13 games with one start at linebacker ... Tallied 30 total tackles, including 2.5 tackles for loss ... vs. Louisville (9/6/21): Played 44 snaps, tied for team lead with eight tackles, including 2.5 for loss and half a sack ... vs. Austin Peay (9/11/21): Assisted on five tackles in blowout win ... vs. Tulane (9/18/21): Recorded three tackles on special teams, played 11 snaps ... at #1 Alabama (10/2/21): Made two tackles, appearing on eight defensive snaps and five special teams snaps ... vs. #13 Arkansas (10/9/21): Recorded one tackle in snaps on special teams ... at Tennessee (10/16/21): Appeared on one defensive snap, 17 on special teams ... vs. LSU (10/23/21): Notched a tackle, pass breakup and QB hurry in 18 snaps ... at #18 Auburn (10/30/21): First career start, logging four tackles ... vs. Liberty (11/6/21): Primarily played on special teams on kickoffs and punts ... vs. #11 Texas A&M (11/13/21): Registered first career interception, setting up a Rebels touchdown to put the game away ... vs. Vanderbilt (11/20/21): Played one snap on defense and 19 on special teams ... at Mississippi State (11/25/21): Lined up on 14 snaps on special teams ... vs. #7 Baylor (11/1/22): Registered two total tackles ... **2020:** Appeared in every game as a reserve linebacker and on special teams, tallied 32 total tackles and two forced fumbles ... **2019:** Appeared in all 12 games as a true freshman, mostly in a special teams role ... **HIGH SCHOOL:** Unanimous 3-star prospect by ESPN, Rivals and 247Sports ... No. 29 outside linebacker and No. 15 player in Mississippi in 2019 class (Rivals) ... Played in the Mississippi/Alabama All-Star Game ... Tapped to 2018 Class 4A All-State First Team ... Helped catapult Louisville to the Class 4A State Championship as a senior ... Led the Wildcats with seven interceptions despite missing four games due to injury ... Second on the team with 109 tackles ... Also rushed six times for 106 yards and a touchdown ... As a junior, racked up 133 tackles with 4.0 sacks ... **PERSONAL:** Son of Rodney and Terri Cistrunk ... Full name is Ashanti D'Varius Cistrunk ... Born Dec. 16, 2000 ... Athletic Director's Honor Roll in fall 2022 and spring 2023 ... Graduated with a bachelor's in finance in May 2022.

CISTRUNK'S CAREER STATISTICS

| —DEFENSE— | | | | | | |
|--------------|-------------|-----------|-----------|------------|---------------|---------------|
| Year | G-S | UT | AT | TT | TFL-YDS | Sacks-Yds |
| 2019 | 12-0 | 1 | 2 | 3 | 0.0-0 | 0.0-0 |
| 2020 | 10-0 | 15 | 17 | 32 | 0.5-0 | 0.5-0 |
| 2021 | 13-1 | 14 | 14 | 28 | 2.5-4 | 0.5-2 |
| 2022 | 13-1 | 28 | 44 | 72 | 3.5-14 | 1.0-11 |
| Total | 48-2 | 58 | 77 | 135 | 6.5-18 | 2.0-13 |

| Year | FF | FR | PD | QBH | INT | BLK |
|--------------|----------|----------|----------|----------|----------|----------|
| 2019 | 0 | 0 | 0 | 0 | 0 | 0 |
| 2020 | 2 | 0 | 0 | 0 | 0 | 0 |
| 2021 | 0 | 0 | 2 | 1 | 1 | 0 |
| 2022 | 1 | 0 | 1 | 0 | 0 | 0 |
| Total | 3 | 0 | 3 | 1 | 1 | 0 |

CISTRUNK'S CAREER HIGHS

TACKLES: 12, vs. Texas Tech (12/28/22)
SOLO TACKLES: 6, at Texas A&M (10/29/22)
TFLs: 2.5, 2x, MR: at Arkansas (11/19/22)
SACKS: 1.0, at Arkansas (11/19/22)
FORCED FUMBLES: 1, 3x, MR: vs. Troy (9/3/22)
INTERCEPTIONS: 1, vs. Texas A&M (11/13/21)

khari
23 COLEMAN
New Orleans, La. • TCU
6-2 • 220 • 1L • Multi-Disciplinary Studies



SR.*
LB

Ole Miss

Preseason All-SEC fourth team (Phil Steele) ... Expected to see significant playing time at linebacker ... **2022:** Appeared in 11 games, making four starts at linebacker ... Totaled 42 tackles on the season ... Tied for the team lead with 10 TFLs for 45 yards, including 4.5 sacks ... Forced one fumble and added two quarterback pressures in 406 snaps on defense ... vs. Troy (9/3/22): Came off the bench for the Rebel defense to record eight total tackles on the day, including team-highs in TFLs (5) and sacks (2) ... Marked the third Rebel since 1999 that had recorded at least 5.0 tackles for loss in a single game ... vs. Central Arkansas (9/10/22): Came up with two tackles, 1.5 TFLs and half of a sack in the team's 59-3 win over UCA ... at Georgia Tech (9/17/22): Finished with one tackle in the team's shutout win in Atlanta ... at Vanderbilt (10/8/22): Finished with one solo tackle in the team's 52-28 victory ... vs. Auburn (10/15/22): Made a pair of solo tackles as a rotational linebacker for the Rebels ... at LSU (10/22/22): Made his first career start for the Rebels, tallying seven tackles, one TFL and one sack against the Tigers ... at Texas A&M (10/29/22): Logged six tackles in the team's 31-28 win over the Aggies, including one TFL after getting the start at linebacker ... vs. #9 Alabama (11/12/22): Ended his day with three total tackles checking in the Rebel linebacking core ... at Arkansas (11/19/22): Earned the start at linebacker for the Rebels, where he tallied a pair of tackles on the night ... vs. Mississippi State (11/24/22): Ended his day with three total tackles while also logging one TFL, one sack and one forced fumble against the Bulldogs ... vs. Texas Tech (12/28/22): Started at linebacker, playing 76 defensive snaps, and recorded seven tackles and two QB pressures ... Transfer who arrived on campus early and participated in spring drills ... **TCU:** Appeared in 18 games for the Horned Frogs, making 12 starts at linebacker ... Battled injury in 2021 ... Named to multiple Freshman All-America teams after stellar freshman campaign in 2020 ... Earned Big 12 Co-Defensive Freshman of the Year as a true freshman ... Led TCU while ranking second in the Big 12 and seventh nationally with 15.0 tackles for loss ... Topped all freshmen in the country in TFLs ... Tied for second on the team with three sacks while placing eighth with 33 tackles ... **HIGH SCHOOL:** Three-star recruit ... Rated by 247Sports as the No. 27 weakside defensive end in the nation and No. 26 overall player in Louisiana ... Ranked by Louisiana Gridiron Magazine as the state's No. 1 linebacker ... Totaled 27 1/2 sacks, 33 quarterback hurries and five forced fumbles as a senior ... The 27 1/2 sacks ranked fifth in the nation while his 227 sack yards placed first ... Totaled 277 tackles in his career with 91 1/2 for loss, including 46 1/2 sacks ... Forced 16 fumbles with eight fumble recoveries, three blocked kicks and three defensive touchdowns ... District 11-4A Defensive Player of the Year as a senior and an all-state selection at defensive end ... Named all-state outside linebacker by the Louisiana Sports Writers Association ... Selected as the Overall Carver Collegiate Academy Football Player of the Year ... Received invites to the All-American Bowl and the Louisiana Gridiron Bowl All-Star Game ... Named to George Washington Carver's 2010-19 All-Decade Team ... Selected as the Overall Athlete and Defensive Player of the Decade ... First-team all-district as a junior ... **PERSONAL:** Son of Rodney Coleman and Michelle Horn ... Full name is Khari Alexander Coleman ... Born Nov. 28, 2001 ... Athletic Director's Honor Roll in spring 2023 ... Multi-disciplinary studies major.

COLEMAN'S CAREER STATISTICS

—DEFENSE—


| Year | G-S | UT | AT | TT | TFL-YDS | Sacks-Yds |
|--------------|--------------|-----------|-----------|-----------|-----------------|---------------|
| 2020 (TCU) | 9-9 | 19 | 14 | 33 | 15.0-63 | 3.0-21 |
| 2021 (TCU) | 9-4 | 10 | 9 | 19 | 2.5-11 | 1.5-9 |
| 2022 (OM) | 11-4 | 24 | 18 | 42 | 10.0-45 | 4.5-34 |
| Total | 29-17 | 53 | 41 | 94 | 27.5-119 | 9.0-64 |

| Year | FF | FR | PD | QBH | INT | BLK |
|--------------|----------|----------|----------|----------|----------|----------|
| 2020 (TCU) | 0 | 0 | 0 | 2 | 0 | 0 |
| 2021 (TCU) | 0 | 0 | 1 | 2 | 0 | 0 |
| 2022 (OM) | 1 | 0 | 0 | 2 | 0 | 0 |
| Total | 1 | 0 | 1 | 6 | 0 | 0 |

COLEMAN'S CAREER HIGHS

TACKLES: 8, 2x, MR: vs. Troy (9/3/22) - at Ole Miss
SOLO TACKLES: 7, vs. Troy (9/7/22) - at Ole Miss
TFLs: 5.0, vs. Troy (9/3/22) - at Ole Miss
SACKS: 2.0, vs. Troy (9/3/22) - at Ole Miss
FORCED FUMBLES: 1, Mississippi State (11/24/22) - at Ole Miss

jayvontay
80 CONNER
Winston-Salem, N.C. • East Forsyth
6-4 • 220 • HS • Integrated Mktg. Comm.



FR.
TE

Ole Miss

Enrolled early and participated in spring drills ... Member of the 2022-23 signing class ... **HIGH SCHOOL:** A unanimous three-star recruit by all major outlets ... Ranked the No. 17 tight end in the country by ESPN ... Represented North Carolina in the 2022 Shrine Bowl of the Carolinas ... Named second-team all-state by Prep Redzone in 2022 ... Named Central Piedmont 4-A all-conference for the Eagles ... Helped lead East Forsyth HS to a 12-1 record in 2022 ... Tallied 49 catches for 752 yards and 15 touchdowns as a senior ... Played at Opelika (Ala.) HS prior to his senior season ... Hauled in 24 receptions for 405 yards and six TDs for the Bulldogs in 2021 ... Also lettered in basketball ... Chose Ole Miss over offers from Auburn, Duke, South Carolina and UCF among others ... Coached by Todd Willert ... Will be a mid-year enrollee ... **PERSONAL:** Son of Eric and Cydney Mathews ... Full name is Jayvontay Conner ... Born July 19, 2005 ... Uncle, Mike Coleman, played for the Houston Oilers ... Athletic Director's Honor Roll in spring 2023 ... Integrated marketing communications major.

caden
43 COSTA
Mandeville, La. • Mandeville
6-0 • 200 • 1L • General Business



SO.
K

Ole Miss

Expected to compete for starting role at kicker ... **2022:** Did not play and was redshirted ... **2021:** Saw action in 11 games as a true freshman ... 14 field goals on the season tied for the program record for the most ever by a true freshman ... Perfect 9-for-9 on field goals less than 40 yards ... First Rebel to make a 50-yard field goal since Andrew Ritter made a 50-yarder against Idaho in 2013 ... vs. Louisville (9/6/21): Perfect 3-3 on field goals, including a 47-yard make on his first collegiate attempt ... Also handled kickoff duties ... SEC Co-Freshman of the Week ... vs. Austin Peay (9/11/21): Hit all seven PATs and tacked on a 26-yard field goal in the blowout victory ... vs. Tulane (9/18/21): Made seven of eight PAT attempts and handled kick off duties ... at #1 Alabama (10/2/21): Converted all three PAT attempts and handled kick off duties ... vs. #13 Arkansas (10/9/21): Career-long 50-yard field goal, longest by a Rebel since 2013 ... 5-of-6 PATs ... at Tennessee (10/16/21): 30-yard field goal, 4-4 on PATs in the victory ... vs. LSU (10/23/21): 43-yard field goal, perfect 4-4 on PATs ... at #18 Auburn (10/30/21): 2-for-2 on field goal attempts, hitting from 29 and 49, and 2-for-2 on PATs ... vs. Liberty (11/6/21): 2-of-3 field goal attempts, connecting from 43 and 38 while missing from 41 ... vs. #11 Texas A&M (11/13/21): SEC Freshman of the Week after going 2-for-2 on field goal attempts, made all three PATs ... vs. Vanderbilt (11/20/21): 1-for-1 on field goal attempts, 4-for-4 on PATs ... Preseason True Freshman All-American by 247Sports ... Member of the 2020-21 signing class ... **HIGH SCHOOL:** 4.5-star prospect by Chris Sailer Kicking ... Three-star prospect by Rivals, ESPN and 247Sports Composite ... Nation's No. 7 kicker, No. 53 player in Louisiana via the 247Sports Composite ... 2019 All-South Louisiana honoree ... All-metro in 2019 ... Two-time all-district and all-parish honoree ... 30-of-42 total field goal attempts, long of 51 ... Converted 178-of-181 career PAT attempts ... Also received time at receiver and tight end ... Chose Ole Miss over offers from UCONN, Army, Air Force and Louisiana ... Coached by Hutch Gonzalez ... **PERSONAL:** Son of Kelly and Melissa Costa ... Full name is Caden Phillip Costa ... Born Aug. 26, 2002 ... 2021-22 SEC First-Year Honor Roll ... SEC Fall Academic Honor Roll in 2022 ... Dean's Honor Roll in spring 2022 ... Athletic Director's Honor Roll in fall 2021, fall 2022 ... General business major.

COSTA'S CAREER STATISTICS

—KICKOFFS—

| YEAR | NO. | YDS | AVG. | TB |
|--------------|-----------|-------------|-------------|-----------|
| 2021 | 72 | 4132 | 57.4 | 19 |
| Total | 72 | 4132 | 57.4 | 19 |

—FG KICKING—

| YEAR | FG-FGA | PCT. | PAT-ATT | PCT. | TP |
|--------------|--------------|-------------|--------------|-------------|-----------|
| 2021 | 14-17 | 82.4 | 46-48 | 95.8 | 88 |
| Total | 14-17 | 82.4 | 46-48 | 95.8 | 88 |

COSTA'S CAREER HIGHS

FIELD GOALS ATTEMPTED: 3, 2x, MR: vs. Liberty (11/6/21)
FIELD GOALS MADE: 3, vs. Louisville (9/6/21)
LONGEST FG MADE: 50, vs. Arkansas (10/9/21)
MOST PATs MADE: 7, 2x, MR: vs. Tulane (9/18/21)
KICKOFFS: 9, vs. Arkansas (10/9/21)

46 harrison
CRAIG

Collierville, Tenn. • Collierville

6-1 • 180 • RS • Exercise Science

FR. S



Ole Miss

2022: Did not appear in any games for the Rebels and was redshirted ... Non-scholarship player who joined team prior to the start of fall camp ... **HIGH SCHOOL:** Four-year letterwinner at Collierville HS ... Also lettered in baseball ... Coached by Joe Rocconi ... **PERSONAL:** Son of Lonnie and Candy Craig ... Full name is William Harrison Craig ... Born Dec. 23, 2003 ... Athletic Director's Honor Roll in fall 2022 and spring 2023 ... Exercise science major.

29 nick
CULL

Donalsonville, Ga. • Seminole County

5-11 • 175 • RS • Sport & Recreation Admin.

FR. S



Ole Miss

2022: Appeared in four games, primarily on special teams, and was redshirted ... Totaled one tackle on the year ... vs. Troy (9/3/22): Made his collegiate debut for the Rebels, checking in on special teams ... vs. Central Arkansas (9/10/22): Appeared on the kickoff coverage unit twice ... at Georgia Tech (9/17/22): Finished with one tackle in the team's 42-0 victory over the Yellow Jackets ... vs. Mississippi State (11/24/22): Saw action in his fourth game of the season ... Member of the 2021-22 signing class ... **HIGH SCHOOL:** Rated a four-star prospect by 247Sports Composite, On3 and Rivals ... Rated No. 20 in position by Rivals and No. 36 by 247 Sports Composite ... Rated top-50 recruit in the state of Georgia by 247Sports Composite, On3 and Rivals ... As a Senior in 2021 recorded 44 total tackles, 2 interceptions and four pass defenses ... In offensive career completed 22 of 42 passes for 304 yards and 1 touchdown ... Had 50 carries for 223 yards and 5 touchdowns ... Caught six passes for 81 yards and 1 touchdown ... Played under Cedric Stegall ... Also played basketball in high school ... Chose Ole Miss over South Carolina, Miami (FL), Alabama and Florida among others ... **PERSONAL:** Son of Adriane Adams ... Full name is Nicholas Isaiah Cull ... Born on July 12, 2004 ... Sport and recreation administration major.

CULL'S CAREER STATISTICS

—DEFENSE—

| Year | G-S | UT | AT | TT | TFL-YDS | Sacks-Yds |
|--------------|------------|----------|----------|----------|--------------|--------------|
| 2022 | 4-0 | 0 | 1 | 1 | 0.0-0 | 0.0-0 |
| Total | 4-0 | 0 | 1 | 1 | 0.0-0 | 0.0-0 |

| Year | FF | FR | PD | QBH | INT | BLK |
|--------------|----------|----------|----------|----------|----------|----------|
| 2022 | 0 | 0 | 0 | 0 | 0 | 0 |
| Total | 0 | 0 | 0 | 0 | 0 | 0 |

CULL'S CAREER HIGHS

TACKLES: 1, at Georgia Tech (9/17/22)

79 victor
CURNE

Houston, Texas • Washington

6-4 • 320 • TR • Criminal Justice

SR. OL



Ole Miss

Transfer who arrived on campus in January and participated in spring drills ... **WASHINGTON:** Appeared in 26 career games in four seasons with the Huskies ... Made 16 career starts at right tackle ... Earned All-Pac-12 honorable mention honors in 2020 ... **HIGH SCHOOL:** A three-star recruit by 247Sports ... Ranked the nation's No. 24 guard by ESPN and No. 27 by 247Sports ... Helped Second Baptist to a 7-4 record and the TAPPS Division II state quarterfinals ... Earned TAPPS first-team all-state and first-team Houston all-area private schools' honors ... Named the Touchdown Club of Houston's private school's lineman of the year in 2017 ... Coached by Terry Pirtle ... **PERSONAL:** Son of Tamirrah Tyson ... Full name is Victor Terrill Curne ... Born Dec. 5, 1999 ... Criminal justice major.

55 preston
CUSHMAN

St. Petersburg, Fla. • Calvary Christian

6-5 • 280 • RS • General Business

FR. OL



Ole Miss

2022: Appeared in two games on the offensive line and was redshirted ... vs. Central Arkansas (9/10/22): Checked in at left guard for one snap on the Rebel offensive line ... at Georgia Tech (9/17/22): Came off the bench to play nine snaps at left guard for the Rebels ... Member of the 2021-22 signing class ... **HIGH SCHOOL:** Rated a consensus three-star prospect by all recruiting services ... Rated No. 4 center and No. 82 player in Florida by Rivals ... Four-year varsity starter and 2021 team captain at Calvary Christian High School ... Named the Florida 3A Dairy Farmers State Player of the Year in 2021 by the Florida Athletic Coaches Association ... Was a 3A all-state selection and earned All-Big County Prep honors for CCHS as a senior ... Member of Mu Alpha Theta Honor Society ... Earned Chose Ole Miss over Georgia Tech, Florida, USF and Cincinnati among others ... Coached by Reggie Crume ... **PERSONAL:** Son of Tom and Nicole Cushman ... Full name is Preston Allen Cushman ... Born March 12, 2004 ... 2022-23 SEC First-Year Honor Roll ... Athletic Director's Honor Roll in fall 2022 and spring 2023 ... General business major.

CUSHMAN'S CAREER STATISTICS

—OFFENSE—

| YEAR | G-S |
|--------------|------------|
| 2022 | 2-0 |
| Total | 2-0 |

43 jack
DAMRON

Buford, Ga. • Buford

6-0 • 210 • HS • General Business

FR. LB



Ole Miss

Non-scholarship player who joined team prior to the start of fall camp ... **HIGH SCHOOL:** Four-year letterwinner at Buford HS ... Helped lead Buford to three state titles during his prep career ... Also lettered in track and field ... Coached by Bryant Appling ... **PERSONAL:** Son of Reed and Kelly Damron ... Full name is Jack Chandler Damron ... Born Sept 25, 2003 ... General business major.

2 jaxson **DART** JR. QB  

Kaysville, Utah • USC
6-2 • 220 • 1L • General Business

Enters with 4,327 career passing yards, 29 passing TDs ... No. 4 at Ole Miss in career total offense per play (7.32; min. 400 plays), No. 13 in total offense (3,588), No. 17 in passing yards (2,974) ... **2022:** Started in 12 of 13 games played ... 226-of-362 for 2,974 yards, 20 TDs, 11 INTs ... 614 rushing yards, one TD on 128 rushes ... One of six FBS QBs, one of two in the SEC at 2,900 pass yards, 600 rush yards ... No. 6 season at Ole Miss in total offense (3,588), No. 8 in plays (490), No. 9 in passing TDs (20), yards per pass (8.22) and total offense per play (7.32), and No. 10 in passing yards (2,974), pass attempts (362) and pass efficiency (143.6) ... SEC top-10 in yards per completion (5th), passing yards (6th), passing TDs (6th), total offense (6th), yards per pass (6th), pass efficiency (7th), passing yards per game (7th, 228.8), completions per game (9th, 17.4) and completion percentage (10th, 62.4) ... No. 14 FBS, No. 5 SEC among QBs in rushing yards (614) ... vs. Troy (9/3/22): First Ole Miss start, went 18-of-27 for 154 yards and one TD, along with 40 rushing yards on four carries ... vs. Central Arkansas (9/10/22): Came off the bench to throw for 182 yards, two TDs on 10-of-15 passing ... at Georgia Tech (9/17/22): 207 yards after going 10-of-16 passing in his second start ... Also had 40 yards rushing on 10 attempts ... vs. Tulsa (9/24/22): Went 13-of-24 for 154 yards and two TDs passing ... Career-high 116 rushing yards on just 13 attempts, his first 100-yard game ... vs. #7 Kentucky (10/1/22): Went 15-of-29 for 213 yards passing, rushed 15 times for 40 yards ... at Vanderbilt (10/8/22): Career-high 448 yards on a 25-of-32 clip and three TDs, tying the No. 5 single-game passing mark in program history; fourth-most in SEC in 2022 ... 463 yards of total offense (448 passing, 15 rushing) ranks as ninth-best game in Ole Miss history ... vs. Auburn (10/15/22): Went 9-of-19 passing for 130 yards and three TDs ... Rushed 14 times for 115 yards ... at LSU (10/22/22): Threw for 283 yards on a 19-for-34 clip, rushed 10 times for seven yards ... at Texas A&M (10/29/22): Went 13-of-20 passing for 140 yards, tied career-best in TD passes with three ... Also ripped off 95 yards rushing on 17 total carries ... vs. #9 Alabama (11/12/22): Finished 18-for-31 for 212 yards passing and a touchdown against the Crimson Tide ... Also rushed 16 times for 35 yards ... at Arkansas (11/19/22): Went 21-of-36 for 240 yards and a TD along with 11 rushing attempts 44 yards ... vs. Mississippi State (11/24/22): Career high 30 completions on 38 attempts against the Bulldogs, throwing for 250 yards and a pair of TDs ... vs. Texas Tech (12/28/22): Went 25-of-41 for 361 yards and two TDs ... 361 passing yards ranked as the third-most in Texas Bowl history, and the most since 2018 ... Broke Ole Miss bowl record for total offense (427 yards) ... No. 3 quarterback and No. 7 overall player in the transfer portal by 247Sports ... Transfer who arrived on campus in January and participated in spring drills ... **USC:** Appeared in six games with three starts at QB as a true freshman ... Completed 62 percent of his passes for 1,353 yards and nine TDs ... Also ran for two more TDs ... Threw at least one touchdown in five of the six games he played in ... Enrolled early and participated in spring drills ... **HIGH SCHOOL:** 2020 Gatorade National Football Player of the Year ... Max Preps National Player of the Year ... First-team high school All-America by Sports Illustrated ... Completed 240-of-345 passes (69.6%) for a national-best 4,691 yards and a state-record 67 TDs as a senior at Corner Canyon HS ... Also ran for 1,195 yards on 128 carries (9.3 avg) with 12 TDs ... Helped lead Corner Canyon to an undefeated season and state title in 2020 ... **PERSONAL:** Son of Brandon and Kara Dart ... Full name is Jaxson Chase Dart ... Born May 13, 2003 ... Father, Brandon, was a safety at Utah ... SEC Fall Academic Honor Roll in 2022 ... Chancellor's Honor Roll in spring 2022 ... Dean's Honor Roll in fall 2022 and spring 2023 ... General business major.

DART'S CAREER STATISTICS

—PASSING—

| Year | G-S | Cmp-Att | Pct. | Yds | TD | INT | LP |
|--------------|--------------|----------------|-------------|--------------|-----------|-----------|-----------|
| 2021 (USC) | 6-3 | 117-189 | 61.9 | 1,353 | 9 | 5 | 45 |
| 2022 (OM) | 13-12 | 226-362 | 62.4 | 2,974 | 20 | 11 | 72 |
| Total | 19-15 | 343-551 | 62.3 | 4,327 | 29 | 16 | 72 |

—RUSHING—

| Year | G-S | Att | Yds | TD | Lg | Avg. |
|--------------|--------------|------------|------------|----------|-----------|------------|
| 2021 (USC) | 6-3 | 22 | 43 | 2 | 18 | 2.0 |
| 2022 (OM) | 13-12 | 128 | 614 | 1 | 36 | 4.8 |
| Total | 19-15 | 150 | 657 | 3 | 36 | 4.4 |

DART'S CAREER HIGHS

PASSING ATTEMPTS: 47, vs. UCLA (11/20/21) - at USC
 COMPLETIONS: 30, 2x, MR: vs. Mississippi State (11/24/22) - at Ole Miss
 PASSING YARDS: 448, at Vanderbilt (10/8/22) - at Ole Miss
 PASSING TOUCHDOWNS: 4, at Washington State (9/18/21) - at USC
 LONG COMPLETION: 72, at Vanderbilt (10/8/22) - at Ole Miss
 RUSHING ATTEMPTS: 17, at Texas A&M (10/29/22) - at Ole Miss
 RUSHING YARDS: 116, vs. Tulsa (9/24/22) - at Ole Miss
 RUSHING TOUCHDOWNS: 1, 3x, MR: vs. Texas Tech (12/28/22) - at Ole Miss
 LONG RUSH: 36, vs. Troy (9/3/22) - at Ole Miss
 TOTAL OFFENSE YARDS: 463, at Vanderbilt (10/8/22) - at Ole Miss
 TOUCHDOWNS RESPONSIBLE FOR: 4, at Washington State (9/18/21) - at USC

41 caden **DAVIS** SR.* K  

Coppell, Texas • Texas A&M
6-3 • 200 • TR • Multi-Disciplinary Studies

Transfer who arrived on campus prior to the start of spring drills ... **TEXAS A&M:** Appeared in 33 games in three seasons with the Aggies, handling kickoff duties ... Owns a career 64.1 yard average with 183 kickoff attempts ... Has successfully made seven PATs, including six in 2022 ... Made a 40-yard field goal in the season opener against Sam Houston, marking the first of his career ... Executed his first career outside kick to give the Aggies the final possession at South Carolina ... **HIGH SCHOOL:** Was 41-for-56 on field goals and 146-for-150 on extra points in prep career ... Connected on 11-of-15 field goals as a senior with a long of 57 yards ... Named AP All-State Honorable Mention and district special teams MVP as a junior... Chancellor's Honor Roll in spring 2023 ... Coached by Michael DeWitt ... **PERSONAL:** Son of Gabe and Annick Davis ... Full name is Caden Matthew Davis ... Born Feb. 27, 2001 ... Multi-disciplinary studies major.

42 dylan **DAVIS** FR. S  

Frisco, Texas • Parish Episcopal
6-1 • 185 • HS • Real Estate

Non-scholarship player who joined team prior to the start of fall camp ... **HIGH SCHOOL:** Helped lead Parish Episcopal to state titles in 2021 and 2022 ... Earned all-state honors his senior year after tallying 71 tackles, four tackles for loss and four interceptions ... Registered 46 tackles and two interceptions as a junior ... Was a two-time all-state selection in lacrosse ... Tallied 62 career goals and 20 assists for the Panthers ... **PERSONAL:** Son of Trey and Diana Davis ... Full name is Dylan Lynch Davis ... Born Dec. 23, 2004 ... Real estate major.

84 ^{qua} **DAVIS** SR. WR

Biggersville, Miss. • Itawamba CC

5-11 • 210 • 2L • Exercise Science



2022: Appeared in seven games for the Rebels as a reserve wide receiver and on special teams ... Caught one pass for two yards ... Logged 17 snaps on offense and 19 on special teams ... vs. Troy (9/3/22): Saw the field for the Rebels on special teams ... vs. Central Arkansas (9/10/22): Subbed in at wide receiver but did not make his way onto the stat sheet ... at Georgia Tech (9/17/22): Brought in one catch for two yards ... at Vanderbilt (10/8/22): Checked in as a slot receiver for the Rebels, recording no stats ... vs. Auburn (10/15/22): Saw action on special teams in the team's 48-34 win over the Tigers ... at LSU (10/22/22): Saw 10 snaps of action on the Rebel kick and punt return teams ... at Texas A&M (10/29/22): Saw all of his action on special teams ... 2021: Played in 12 games, almost exclusively on special teams ... Did not record any stats ... Earned first collegiate letter ... Enrolled early and participated in spring drills ... Member of the 2020-21 signing class ... **ITAWAMBA CC:** A three-star recruit by 247Sports ... Rated the No. 22 JUCO prospect nationally and the No. 4 wide receiver in junior college by 247Sports ... Played five games at Itawamba CC in 2020, catching 34 passes for 583 yards and seven touchdowns ... Earned North Division first team honors as a sophomore ... Totaled 258 receiving yards and two touchdowns as a freshman in 2019 ... Chose Ole Miss over Florida State, South Carolina, among others ... Coached by Sean Cannon ... **HIGH SCHOOL:** Played running back and wide receiver at Biggersville High School, totaling 3,776 rushing yards and 761 receiving yards for a combined 60 touchdowns in his high school career ... Coached by Stan Platt ... **PERSONAL:** Son of Gloria Davis and Tyrtonza Tipler ... Full name is Quamon Dabre' Davis... Born July 2, 2000 ... Athletic Director's Honor Roll in spring 2021 ... Exercise science major.

DAVIS' CAREER STATISTICS

—RECEIVING—

| Year | G-S | Rec | Yds | TD | Lg | Avg. |
|--------------|-------------|----------|----------|----------|----------|------------|
| 2021 | 12-0 | 0 | 0 | 0 | 0 | 0.0 |
| 2022 | 7-0 | 1 | 2 | 0 | 2 | 2.0 |
| Total | 19-0 | 1 | 2 | 0 | 2 | 2.0 |

DAVIS' CAREER HIGHS

RECEPTIONS: 1, at Georgia Tech (9/17/22)
RECEIVING YARDS: 2, at Georgia Tech (9/17/22)

21 ^{daniel} **DEMERY** FR. S

Flower Mound, Texas • Parish Episcopal

6-0 • 195 • HS • Biomedical Engineering



Member of the 2022-23 signing class ... **HIGH SCHOOL:** A unanimous three-star prospect by all major outlets ... Ranked as the No. 65 safety in the nation by On3 Consensus and the No. 135 player in Texas by 247Sports Composite ... Appeared on both sides of the ball at Parish Episcopal but primarily played in the secondary ... Helped the Panthers claim four-consecutive TAPPS Division I State Championships ... Served as team captain his final two seasons ... Amassed 238 total tackles over the course of his playing career ... Finished with 72 tackles in his senior season, including five TFLs and 2.0 sacks ... Also picked off four passes, forced two fumbled and blocked a pair of field goals ... Earned first-team all-state honors in 2021 and 2022 ... Tallied 70 tackles as a junior, while intercepting five passes, two of which were returned for touchdowns, and breaking up 10 passes ... Chose Ole Miss over offers from Arkansas, Penn State and Tennessee among others ... Coached by Daniel Novakov ... **PERSONAL:** Son of Kaitis Demery ... Full name is Daniel Micah Demery ... Born Aug. 3, 2004 ... Biomedical engineering major.

98 ^{jaden} **DICKS** FR. DE

Etobicoke, Ontario • Guelph

6-4 • 270 • RS • Criminal Justice



2022: Did not appear in any games for the Rebels ... 2021: Did not see any action and was red-shirted ... Transfer who arrived on campus prior to the start of spring drills ... **GUELPH:** Did not see any action in his one and only season for the Gryphons due to his 2020 campaign being canceled because of COVID-19 pandemic ... **HIGH SCHOOL:** Prep star at Etobicoke Collegiate Institute in Toronto ... Earned six letters in football ... Was named All-League MVP as a sophomore, junior and senior ... Was a six-time defensive MVP for the Eagles ... Earned team MVP honors in his final three seasons at ECI ... Served as a team captain since his freshman year ... Also lettered in soccer and badminton ... **PERSONAL:** Son of Jaime Dicks ... Full name is Jaden Daron Dicks ... Born June 18, 2001 ... Dean's Honor Roll in spring 2023 ... Criminal justice major.

85 ^{jeremiah} **DILLON** FR. WR

Tylertown, Miss. • Tylertown

6-2 • 175 • RS • General Business



2022: Did not appear in any games for the Rebels and was redshirted ... Member of the 2021-22 signing class ... **HIGH SCHOOL:** Rated a four-star prospect by ESPN and On3 ... Rated the No. 2 receiver and No. 5 prospect out of Mississippi by On3 ... The No. 41 receiver and No. 274 overall prospect in the nation by On3 ... Selected to Mississippi/Alabama All-Star Game ... Selected to 2021 3A All-State First Team ... 2020 All-Conference Selection ... Totaled 1,040 receiving yards and 21 touchdowns as a senior ... Four-year letterwinner in football ... Also lettered four years in track and two years in baseball ... 2019 All-American sprinter in 100m and 200m ... Chose Ole Miss over Kentucky, Vanderbilt, Virginia and others ... Coached by Osborne Holmes ... **PERSONAL:** Son of Colia and Pamela Dillon ... Full name is Jeremiah O'Neil Dillon ... Born July 10, 2004 ... 2022-23 SEC First-Year Honor Roll ... Chancellor's Honor Roll in fall 2022 and spring 2023 ... General business major.

77 ^{cam} **EAST** FR. OL

Marrero, La. • St. Augustine

6-7 • 280 • RS • General Business



2022: Appeared in two games as a true freshman and was redshirted ... Earned first collegiate letter ... vs. Central Arkansas (9/10/22): Made first collegiate appearance and played one snap at left tackle ... at Georgia Tech (9/17/22): Logged four total snaps of action at left tackle for the Rebels ... Member of the 2021-22 signing class ... **HIGH SCHOOL:** Rated a three-star prospect by all major recruiting sites ... Ranked as the No. 28 offensive tackle and No. 17 player in Louisiana by On3 ... Also ranked as a top-50 OT by 247Sports, the 247Sports Composite and Rivals ... Named second team all-state as a junior ... A two-time all-district honoree ... Helped lead St. Augustine to the LHSAA Division I Quarterfinals ... Chose Ole Miss over Mississippi State, Georgia, Arkansas, Florida State and TCU among others ... Coached by Nick Foster ... **PERSONAL:** Son of Damien and Chantrel East ... Full name is Cameron Blake East ... Born Oct. 22, 2003 ... Athletic Director's Honor Roll in fall 2022 and spring 2023 ... General business major.

EAST'S CAREER STATISTICS

—OFFENSE—

| YEAR | G-S |
|--------------|------------|
| 2022 | 2-0 |
| Total | 2-0 |

ethan
72 **FIELDS**

Geismar, La. • Dutchtown

6-4 • 330 • HS • Civil Engineering

FR.
OL

Member of the 2022-23 signing class ... **HIGH SCHOOL:** A unanimous three-star recruit by all major outlets ... Ranked as the No. 55 offensive lineman in the country and No. 26 player in the state of Louisiana by 247Sports ... Helped lead Dutchtown to a 7-4 record as a senior ... Blocked for a rushing attack that averaged 131.6 yards per game on the ground ... Tallied over 60 pancakes and knockdowns as a senior ... Earned District 5-5A first team honors in 2022 ... Also threw shot put at Dutchtown ... Chose Ole Miss over offers from Purdue and Georgia Tech ... Coached by Guy Mistretta ... **PERSONAL:** Son of Joseph and Ingrid Fields ... Full name is Ethan Joseph Fields ... Born Dec. 10, 2004 ... Civil engineering major.

5 zakhari
FRANKLIN

Cedar Hill, Texas • UTSA

6-1 • 185 • TR • Finance

SR.
WR

Preseason All-SEC fourth team (Phil Steele) ... Leads all active FBS receivers in career receptions (262) and is second in career receiving yards (3,348) ... **UTSA:** Four-year starter at UTSA and appeared in 46 career games for the Roadrunners ... Owns the top two spots in the UTSA single-season record books for receptions, receiving yards, receiving yards per game and receiving touchdowns ... Has 13 career 100-yard receiving games ... Was a two-time All-Conference USA first team selection and honorable mention All-American in his last season at UTSA ... Tied for second nationally in touchdown receptions (15) and was seventh in total receptions (93) while finishing with 1,136 receiving yards in 2022 ... Set nearly every single-season receiving record at UTSA in 2021 ... Honorable mention All-Conference USA at wide receiver in 2020 ... Played in 10 games and made nine starts, putting up 694 receiving yards and seven touchdowns on 49 receptions ... Emerged as one of UTSA's leading receivers during his true freshman campaign ... Hauled in 38 passes for 491 yards and three touchdowns ... **HIGH SCHOOL:** First-team all-district 7-6A wide receiver at Cedar Hill HS as a senior ... Caught 23 passes for 687 yards and nine touchdowns in 2018 ... Helped the Longhorns to a 9-2 record and the first round of the state playoffs as a senior ... Also lettered in basketball and track & field ... Coached by Carlos Lynn ... **PERSONAL:** Son of Rod Franklin and Endra Butler ... Born Oct. 15, 2000 ... Finance major.

nyseer
44 **FULLWOOD-THEODORE**

Atlanta, Ga. • IMG Academy

6-3 • 205 • HS • General Business

FR.
CB

Non-scholarship player who joined team prior to the start of spring drills ... **HIGH SCHOOL:** Tallied 35 total tackles and one fumble recovery as a senior at IMG ... Two-way player as a junior at Therrell HS ... Hauled in 28 receptions for 419 yards and five TDs ... Also registered 45 total tackles ... Also lettered in basketball and baseball ... **PERSONAL:** Son of Stanley Theodore and Natasha Fullwood ... Full name is Nyseer Da'jon Fullwood-Theodore ... Born on Nov. 14, 2004 ... Athletic Director's Honor Roll in spring 2023 ... General business major.

deshawn
9 **GADDIE JR.**

Indianapolis, Ind. • North Texas

6-1 • 190 • TR • Multi-Disciplinary Studies

SR.
CB

Transfer who arrived prior to the start of fall camp ... **NORTH TEXAS:** Four-year letter winner at North Texas ... Appeared in 47 career games for the Mean Green, with 33 starts ... Tallied 148 career total tackles and 95 solo tackles in his four seasons at North Texas ... First team All-CUSA selection in 2022 ... Had a standout 2022 season with 43 solo and 61 total tackles ... Recorded 12 pass break-ups on the year, ranking fifth in Conference USA ... Totaled 57 tackles with 1.5 tackles for loss, a forced fumble and six pass breakups in 2021 splitting between safety and corner ... Grabbed 27 tackles, 12 solo, 15 assisted, two interceptions, two pass breakups, one forced fumble and one blocked field goal in his nine appearances in 2020 ... Appeared in all 12 games in the 2019 season and recorded three tackles and one blocked punt ... **HIGH SCHOOL:** Prepped at Arlington Lamar High ... Rated a three-star recruit by ESPN, 247Sports, Rivals, and 247Sports Composite ... Ranked the No. 140 cornerback in the nation and the No. 220 recruit in Texas by ESPN ... Ranked the No. 101 cornerback in the nation and the No. 134 recruit in Texas by 247Sports and 247Sports Composite ... Ranked the No. 84 cornerback by Rivals ... Ranked the No. 51 recruit in Dallas-Fort Worth by the Dallas Morning News ... As a senior, had 23 solo tackles, 34 assisted, four tackles for loss, five passes defended, three interceptions, two forced fumbles and one blocked field goal ... Also ran track in high school, in the high jump, long jump and 200- and 400-meter dash ... **PERSONAL:** Son of Aeria Bellamy ... Full name is DeShawn Montez Gaddie Jr. ... Born on Aug. 31, 2001 ... Multi-disciplinary studies major.

97 jamond GORDON

Meridian, Miss. • East Mississippi CC
6-2 • 290 • 2L • Multi-Disciplinary Studies






2022: Played in 12 contests for the Rebels on the defensive line with one start at nose tackle ... Tallied eight total tackles on the season ... vs. Central Arkansas (9/10/22): Recorded two tackles, one being for a loss in the team's 59-3 victory over the Bears ... at Georgia Tech (9/17/22): Subbed in on the Rebel defensive line and on special teams but did not record any stats ... vs. Tulsa (9/24/22): Made his first start with the Rebels at defensive tackle, finishing his day with one tackle ... vs. #7 Kentucky (10/1/22): Checked in for six snaps on the Rebel defensive line, recording no stats in the team's 22-19 win ... at Vanderbilt (10/8/22): Finished with one tackle after getting 10 snaps of action in the Rebel front seven ... vs. Auburn (10/15/22): Finished with one QB hurry in the team's win over the Tigers ... at LSU (10/22/22): Tallied two tackles for the Rebel defense against the Tigers, along with a pass breakup ... at Texas A&M (10/29/22): Made one solo tackle for the Rebels after logging 19 snaps on the Rebel defensive line ... vs. #9 Alabama (11/12/22): Notched one tackle for the Rebels against the Crimson Tide ... at Arkansas (11/19/22): Served as a rotational piece of the Rebel defensive line, but recorded no stats ... vs. Mississippi State (11/24/22): Logged 19 snaps of action on the Rebel defensive line but did not record any stats ... vs. Texas Tech (12/28/22): Played 22 snaps as a backup defensive lineman and didn't register any stats ... **2021:** Appeared in 12 games as a reserve defensive lineman ... Tallied 13 total tackles on the season ... vs. Austin Peay (9/11/21): Made his Rebel debut, playing 15 snaps as a reserve defensive end and tallying two tackles ... vs. Tulane (9/18/21): Recorded two tackles, including one for a loss, as a reserve defensive end ... at #1 Alabama (10/2/21): Appeared as a reserve nose tackle on 13 snaps ... vs. #13 Arkansas (10/9/21): Tallied one tackle in 24 snaps as a reserve nose guard ... at Tennessee (10/16/21): Appeared as a reserve nose tackle, making one total stop ... vs. LSU (10/23/21): Notched a tackle in 11 snaps as a reserve nose tackle ... at #18 Auburn (10/30/21): Recorded one tackle in 23 snaps on defense ... vs. Liberty (11/6/21): Lined up at nose tackle on 21 snaps ... vs. #11 Texas A&M (11/13/21): Made one tackle in 18 snaps as a reserve nose tackle ... vs. Vanderbilt (11/20/21): Recorded one tackle in 27 snaps on defense ... at Mississippi State (11/25/21): Finished with a career-high three tackles as a reserve nose tackle ... vs. #7 Baylor (1/1/22): Played as a reserve defensive lineman and didn't record any stats ... Enrolled early and participated in spring drills ... Member of the 2020-21 signing class ... **EAST MISSISSIPPI CC:** Rated a three-star prospect by both 247Sports and Rivals ... Ranked the No. 1 JUCO defensive tackle by 247Sports ... Did not participate in 2020 fall season due to East Mississippi CC opting out because of the COVID-19 pandemic ... Recorded 21 stops, including 6.5 tackles for loss, as a freshman at EMCC ... Posted TFLs in each of his first three collegiate games ... Made season-high seven stops, including 2.5 tackles for loss, in a 24-0 shutout win over East Central CC ... Coached by Buddy Stephens ... **HIGH SCHOOL:** Rated a four-star prospect by ESPN ... Named 2017 Premier Preps Football Player of the Year by the Meridian Star as a junior after totaling 88 tackles, including 17.5 quarterback sacks, and 40 QB hurries for Meridian High School ... Also had three pass breakups, two forced fumbles and a pair of fumble recoveries in 2017 ... Also lettered in basketball ... helped lead Meridian to back-to-back Class 6A state basketball championship game appearances ... Coached by Calvin Hampton ... **PERSONAL:** Son of Jeff Gordon and Chaneka Flagg ... Full name is Jamond Markell Gordon ... Born Nov. 11, 2000 ... Athletic Director's Honor Roll in fall 2022 and spring 2023 ... Multi-disciplinary studies major.

GORDON'S CAREER STATISTICS

| —DEFENSE— | | | | | | |
|--------------|-------------|----------|-----------|-----------|--------------|--------------|
| Year | G-S | UT | AT | TT | TFL-YDS | Sacks-Yds |
| 2021 | 12-0 | 4 | 9 | 13 | 0.5-1 | 0.0-0 |
| 2022 | 12-1 | 2 | 6 | 8 | 1.0-2 | 0.0-0 |
| Total | 24-1 | 6 | 15 | 21 | 1.5-3 | 0.0-0 |

| Year | FF | FR | PD | QBH | INT | BLK |
|--------------|----------|----------|----------|----------|----------|----------|
| 2021 | 0 | 0 | 0 | 0 | 0 | 0 |
| 2022 | 0 | 0 | 1 | 1 | 0 | 0 |
| Total | 0 | 0 | 1 | 1 | 0 | 0 |

GORDON'S CAREER HIGHS

TACKLES: 3, at Mississippi State (11/25/21)
TFLs: 1.0, vs. Central Arkansas (9/10/22)
QB HURRIES: 1, vs. Auburn (10/15/22)
PASS BREAKUPS: 1, at LSU (10/22/22)

95 ben GOUBEAUX

Oxford, Miss. • Oxford
5-11 • 210 • HS • Accountancy






Non-scholarship player who joined team for the second time prior to the start of fall camp ... **HIGH SCHOOL:** Averaged 39.6 yards per punt as a senior at Oxford HS ... Earned all-state honors in 2021 ... Coached by Chris Cutcliffe ... **PERSONAL:** Son of Brad and Noelle Goubeaux ... Full name is John Benjamin Goubeaux ... Born on Aug. 30, 2003 ... Dad, Brad, was a gymnast at Iowa State ... Mom, Noelle, played softball at San Diego State ... Sister, Lindsey, played softball at Oregon State ... Chancellor's Honor Roll in fall 2022 ... Dean's Honor Roll in spring 2023 ... Accountancy major.

65 alec GRIJALVA

Leesburg, Va. • Heritage
6-4 • 280 • RS • General Business






2022: Did not appear in any games and was redshirted ... Non-scholarship player who joined team prior to the start of fall camp ... **HIGH SCHOOL:** Two-year letterwinner at Heritage HS ... Helped lead the Pride to a 9-3 record as a senior ... Also lettered in basketball ... Coached by Joe Cockerham ... **PERSONAL:** Son of Carlos Grijalva and Kathryn Lynne Arrington ... Full name is Alec Adan Grijalva ... Born April 14, 2000 ... Dean's Honor Roll in spring 2023 ... General business major.

26 taylor GROVES

Cross Plains, Tenn. • East Robertson
6-2 • 195 • RS • General Business






2022: Appeared in one game as a true freshman and was redshirted ... Earned first collegiate letter ... vs. Central Arkansas (9/10/22): Tallied one tackle on eight snaps playing as a rotational safety in the Rebel defense ... Member of the 2021-22 signing class ... **HIGH SCHOOL:** Rated a four-star prospect by 247Sports Composite, On3 and Rivals ... Rated top-25 safety/defensive back by 247Sports Composite, On3 and Rivals ... Rated No. 8 prospect in Tennessee by 247 Sports Composite and On3 ... 2021 Region 4-2 A Co-Offensive Player of the Year ... 2021 Region 4-2 A All-Region ... Played under coach Atlee Pond at East Robertson ... Featured as a WR, FS, P, KR/PR ... Had 9 interceptions in 31 games played ... Recorded 112 total tackles and 4 tackles for loss ... Had 119 catches for 1993 yards and 17 receiving touchdowns ... Had 129 carries for 735 yards and 11 rushing touchdowns ... Completed 12 of 17 passes for 142 yards and 2 touchdowns ... Had 335 kick return yards and 238 punt return yards in his career ... Totaled 46 punts for an average of 36.5 yards per punt with 11 punts inside the 20 ... Also played basketball in high school ... Chose Ole Miss over Michigan, Arkansas, Baylor and Cincinnati among others ... **PERSONAL:** Son of Terry and Tammy Groves ... Full name is Taylor Allen Groves ... Born Oct. 9, 2003 ... Athletic Director's Honor Roll in fall 2022 ... General business major.

GROVES' CAREER STATISTICS

| —DEFENSE— | | | | | | |
|--------------|------------|----------|----------|----------|--------------|--------------|
| Year | G-S | UT | AT | TT | TFL-YDS | Sacks-Yds |
| 2022 | 1-0 | 0 | 1 | 1 | 0.0-0 | 0.0-0 |
| Total | 1-0 | 0 | 1 | 1 | 0.0-0 | 0.0-0 |

| Year | FF | FR | PD | QBH | INT | BLK |
|--------------|----------|----------|----------|----------|----------|----------|
| 2022 | 0 | 0 | 0 | 0 | 0 | 0 |
| Total | 0 | 0 | 0 | 0 | 0 | 0 |

GROVES' CAREER HIGHS

TACKLES: 1, vs. Central Arkansas (9/10/22)

0 joshua **HARRIS** SR.* / DT  

Roxboro, N.C. • NC State

6-4 • 325 • TR • Multi-Disciplinary Studies

Transfer who arrived on campus in January and participated in spring drills ... **NC STATE:** Logged 38 career games in Raleigh ... Recorded 47 total career tackles ... Played in all 12 games for the Wolfpack in 2022 ... Posted 11 tackles, three tackles for loss and one sack in 192 snaps as a reverse ... Recorded a PFF grade of 77.9, the fourth-best grade by a defensive player with over 100+ snaps ... Lost 51 pounds working in the strength and conditioning facility during the 2021 season helping achieve a 74.3 PFF grade ... Earned first career start in win against Louisiana Tech (10/02/21) ... Competed in 122 snaps for three tackles ... Made an appearance on 27 snaps in 2020 ... Redshirted his first season in 2019 ... Saw action in four games and notched three tackles ... **HIGH SCHOOL:** Played defensive tackle at Person HS ... Ranked No. 143 recruit nationally ... The No. 4 recruit in North Carolina and the No. 10 defensive tackle nationally by Rivals.com, which also ranked him a four-star recruit ... No. 251 recruit nationally, the No. 10 recruit in North Carolina and the No. 17 defensive tackle nationally by 247Sports.com, which also ranked him a four-star recruit ... Turned in 53 tackles, eight tackles for loss and two sacks in his senior season ... Invited to play in the 2018 Shrine Bowl of the Carolinas All-Star Game ... Served as team captain ... Coached by David Kleine ... **PERSONAL:** Son of Jessica Clay ... Full name is Joshua Deon Harris ... Born May 9, 2001 ... Multi-disciplinary studies major.

9 tre **HARRIS** SR.* / WR  

Lafayette, La. • Louisiana Tech

6-2 • 205 • TR • General Business

Transfer who arrived on campus in January and participated in spring drills ... **LOUISIANA TECH:** Appeared in 31 games for the Bulldogs, making 21 starts at wide receiver ... Hauled in 1,529 receiving yards and 14 touchdowns during his time in Ruston ... Earned first team All-Conference USA accolades in 2022 after leading Tech with 935 yards receiving and 10 touchdowns ... Finished the 2022 season second on the team in receptions with 65 ... Averaged 14.38 yards per catch and 77.92 yards per game ... Registered at least three receptions in nine of the 12 games ... Appeared in all 12 games, making nine starts at wide receiver during the 2021 season ... Finished the year second on the team in receptions (40), receiving yards (562), and receiving touchdowns (4) ... Appeared in seven games in 2020 season ... **HIGH SCHOOL:** Graduated from Comeaux HS ... Played quarterback during prep career ... Named Prep Football Player of the Week by the Lafayette Daily Adviser after going 11-for-11 with 262 passing yards and two touchdowns, while rushing for 119 yards and two TDs ... **PERSONAL:** Son of Cleveland and Delana Harris Jr. ... Full name is Cleveland Joseph Harris III ... Born on Feb. 28, 2002 ... General business major.

50 tres **HARRIS III** FR. / LB  

Frisco, Texas • Legacy Christian Academy

6-2 • 225 • HS • General Business

Non-scholarship player who joined team prior to the start of fall camp ... **HIGH SCHOOL:** Four-year letterwinner and captain at Legacy Christian Academy ... In his career, tallied 171 total tackles, 11 sacks, 34 TFLs and six forced fumbles ... Was a two-time all-district selection ... Earned all-state football honors and was named team defensive MVP for Legacy Christian ... Coached by Scott Smith and Toby Trotter ... Also lettered four years in baseball ... **PERSONAL:** Son of Dane and Angela Harris ... Full name is Leslie Dane Harris III ... Born on Aug. 16, 2004 ... General business major.

51 zxavian **HARRIS** SO. / DT  

Canton, Miss. • Germantown

6-7 • 335 • 1L • General Business

2022: Appeared in all 13 games for the Rebels in his freshman season rotating between defense and special teams ... Recorded three tackles, one tackle for loss, and one blocked field goal in his first season at Ole Miss ... vs. Troy (9/3/22): Played in two snaps on the team's field goal block unit ... vs. Central Arkansas (9/10/22): Subbed in a defensive tackle and on special teams ... at Georgia Tech (9/17/22): Brought in two total tackles for the Rebel defense, including earning half of a TFL ... vs. Tulsa (9/24/22): Rotated in at nose tackle for the Rebel defense, but did not find his way onto the stat sheet ... vs. #7 Kentucky (10/1/22): Appeared on the Rebel field goal block unit, where he was able to block one of the Wildcats' extra point attempts ... at Vanderbilt (10/8/22): Made one tackle as a rotational piece of the defensive line for the Rebels ... vs. Auburn (10/15/22): Saw action on defense and special teams for the Rebels ... at LSU (10/22/22): Saw time on defense and special teams, finishing with no stats ... at Texas A&M (10/29/22): Appeared on the Rebel defense and special teams units ... vs. #9 Alabama (11/12/22): Logged time on defense and special teams versus the Crimson Tide ... at Arkansas (11/19/22): Checked in for 14 plays of action on the Rebel defensive line and on special teams ... vs. Mississippi State (11/24/22): Logged five snaps of action for the Rebels playing one snap at nose tackle and four snaps on the field goal block unit ... vs. Texas Tech (12/28/22): Appeared in four snaps at nose tackle and seven snaps on the field goal block unit in the Texas TaxAct Bowl ... Member of the 2021-22 signing class ... **HIGH SCHOOL:** Rated a four-star prospect by all major recruiting sites ... Ranked as the No. 125 player in the country by 247Sports ... Also ranked No. 175 overall by the 247Sports Composite and No. 170 overall by the On3 Consensus ... 247Sports No. 2 rated player in Mississippi ... Ranked No. 3 in Mississippi by On3, No. 4 by the 247Sports Composite, Rivals and ESPN ... Tapped the No. 18 defensive lineman in the nation by 247Sports ... Ranked the No. 23 defensive lineman by On3 as well as the No. 16 defensive tackle by Rivals ... Selected to the 2021 Clarion Ledger Dandy Dozen ... Participated in the Mississippi-Alabama All-Star Game ... Tapped as the MHSAA 6A Defensive Player of the Year and an All-State honoree by the Mississippi High School Football Coaches ... Recorded 48 tackles, four sacks, two forced fumbles and a fumble recovery as a senior ... As a junior, posted 62 tackles and 8.5 sacks, also blocking a field goal and a punt ... Also played basketball ... Chose Ole Miss over Mississippi State, Alabama, Georgia, LSU, Auburn and Arkansas among others ... Coached by Dan Chris ... **PERSONAL:** Son of Sammie and Teresa Harris ... Full name is Zxavian Emmanuel Harris ... Born Oct. 22, 2003 ... General business major.

HARRIS' CAREER STATISTICS

—DEFENSE—

| Year | G-S | UT | AT | TT | TFL-YDS | Sacks-Yds |
|--------------|-------------|----------|----------|----------|--------------|--------------|
| 2022 | 13-0 | 1 | 2 | 3 | 0.5-1 | 0.0-0 |
| Total | 13-0 | 1 | 2 | 3 | 0.5-1 | 0.0-0 |

| Year | FF | FR | PD | QBH | INT | BLK |
|--------------|----------|----------|----------|----------|----------|----------|
| 2022 | 0 | 0 | 0 | 0 | 0 | 1 |
| Total | 0 | 0 | 0 | 0 | 0 | 1 |

HARRIS' CAREER HIGHS

TACKLES: 2, at Georgia Tech (9/17/22)
 SOLO TACKLES: 1, at Vanderbilt (10/8/22)
 TFLs: 0.5, at Georgia Tech (9/17/22)
 BLOCKS: 1, vs. Kentucky (10/1/22)

13 kyirin **HEATH** SO. TE

Mansfield, Texas • Legacy

6-4 • 235 • 1L • General Business




2022: Appeared in all 13 games during his freshman campaign ... Recorded a total of 112 snaps rotating between tight end and special teams ... vs. Troy (9/3/22): Made his debut for the Rebels on special teams ... vs. Central Arkansas (9/10/22): Checked in at tight end for a total of 12 snaps as well as appearing on special teams but did not record any stats ... at Georgia Tech (9/17/22): Checked in for 13 snaps at tight end for the Rebels, but did not record any stats ... vs. Tulsa (9/24/22): Made appearances on special teams in the team's 35-27 victory ... vs. #7 Kentucky (10/1/22): Checked in at tight end for one snap ... at Vanderbilt (10/8/22): Made appearances on special teams and at tight end ... vs. Auburn (10/15/22): Saw the bulk of his action on the Rebel kick return unit, while also checking in at tight end for three plays ... at LSU (10/22/22): Saw action on the Rebel kick return team ... at Texas A&M (10/29/22): Saw action at tight end and special teams ... vs. #9 Alabama (11/12/22): Checked in on the Rebel field goal/extra point team ... at Arkansas (11/19/22): Saw time on special teams as well as tight end for the Rebels ... vs. Mississippi State (11/24/22): Saw time at tight end and on special teams against the Bulldogs ... vs. Texas Tech (12/28/22): Checked in on the Rebel field goal/extra point team at the Texas TaxAct Bowl ... Member of the 2021-22 signing class ... **HIGH SCHOOL:** Rated a three-star prospect by all major recruiting sites ... Ranked as the No. 15 tight end in the country by ESPN ... Listed as the No. 37 tight end by On3 ... Registered 29 catches for 316 yards and four touchdowns his senior season at Legacy HS ... Also ran for a TD in 2021 ... Hauled in 19 receptions for 229 yards and seven TDs as a junior ... Coached by Jeff Hulme ... **PERSONAL:** Son of Stephani Fry ... Full name is Kyirin Andrae Heath ... Born June 3, 2004 ... Athletic Director's Honor Roll in fall 2022 ... General business major.

46 salathiel **HEMPHILL** JR. TE

Winona, Miss. • Jones College

6-3 • 245 • RS • General Business






2022: Did not play in any games and was redshirted ... Non-scholarship player who joined team prior to the start of spring drills ... **JUNIOR COLLEGE:** Saw action in 15 career games at Jones College ... Tallied three career catches for 30 yards ... Appeared in all 10 games in 2021 ... Played in all five games during a COVID-shortened season as a freshman in 2020 ... **HIGH SCHOOL:** Big, physical tight end that was primarily used as a blocker at Grenada HS ... Helped the Chargers to a 7-5 record and MHSAA 5A playoff appearance in 2019 ... Coached by Ashley Kuhn ... **PERSONAL:** Son of Salathiel Hemphill Sr and Bernita Knight ... Full name is Salathiel Peairr Hemphill Jr. ... Born Nov. 9, 2001 ... Athletic Director's Honor Roll in fall 2022 and spring 2023 ... Named to the President's Honor Roll at Jones College ... Named Distinguished Academic All-MACCC at Jones College ... General business major.

15 jj **HENRY** SO. WR

McKinney, Texas • McKinney North

5-9 • 170 • 2L • Multi-Disciplinary Studies

2022: Made 11 appearances and one start at wide receiver ... Recorded six carries for 30 yards including a career-long rush of 21 yards ... Averaged 5.0 yards per carry ... Brought down five passes for 56 receiving yards ... vs. Troy (9/3/22): Finished his collegiate debut with one catch for 11 yards after seeing 30 snaps of action in the Rebels' offense ... vs. Central Arkansas (9/10/22): Tallied three catches for 23 yards for the Rebels, while also running the ball once for four yards ... at Georgia Tech (9/17/22): Came off the bench to bring in a 22-yard reception for the Rebels ... vs. Tulsa (9/24/22): Checked in at slot wide receiver in the Rebel offense, recording no stats on the day ... vs. #7 Kentucky (10/1/22): Made the start for the Rebels at wide receiver finishing with no receptions but having two carries for 26 yards on the ground ... at Vanderbilt (10/8/22): Finished with one carry on the day as a slot receiver for the Rebels ... vs. Auburn (10/15/22): Finished with one carry for two yards serving as a rotational receiver for the Rebel offense ... at LSU (10/22/22): Checked in on offense for the Rebels, but did not record any stats ... vs. #9 Alabama (11/12/22): Notched two snaps of action in the Rebel offense, recording no stats ... at Arkansas (11/19/22): Checked in for two snaps on offense for the Rebels, but did not make his way onto the stat sheet ... vs. Mississippi State (11/24/22): Saw eight snaps of action in the Rebel offense, but did not record any stats ... **2021:** Appeared in four contests and was redshirted ... Tallied one rushing attempt for four yards ... Member of the 2020-21 signing class ... **HIGH SCHOOL:** Rated a four-star prospect by ESPN ... Tabbed a three-star prospect by The 247Sports Composite, 247Sports and Rivals ... Selected as an Under Armour All-American ... Honorable Mention All-State ... Named the No. 44 prospect in Texas, the No. 49 wide receiver prospect and No. 254 overall prospect in the nation by ESPN ... Caught 33 passes for 356 yards and four touchdowns as a sophomore ... Amassed more than 1,500 all-purpose yards and 18 touchdowns as a junior, including 1,419 receiving yards on 76 receptions ... Also lettered in basketball and track ... Chose Ole Miss over Florida State, Texas, Texas A&M, TCU, Arkansas and Baylor, among others ... Coached by Mike Fecci ... **PERSONAL:** Son of Tanika and Earl Matlock ... Full name is Javious Lee Henry ... Born Dec. 9, 2002 ... Multi-disciplinary studies major.

HENRY'S CAREER STATISTICS

—RECEIVING—

| Year | G-S | Rec | Yds | TD | Lg | Avg. |
|--------------|-------------|----------|-----------|----------|-----------|-------------|
| 2021 | 4-0 | 0 | 0 | 0 | 0 | 0.0 |
| 2022 | 11-1 | 5 | 56 | 0 | 22 | 11.2 |
| Total | 15-1 | 5 | 56 | 0 | 22 | 11.2 |

—RUSHING—

| Year | G-S | Att | Yds | TD | Lg | Avg. |
|--------------|-------------|----------|-----------|----------|-----------|------------|
| 2021 | 4-0 | 1 | 4 | 0 | 4 | 4.0 |
| 2022 | 10-1 | 6 | 30 | 0 | 21 | 5.0 |
| Total | 14-1 | 7 | 34 | 0 | 21 | 4.9 |

HENRY'S CAREER HIGHS

RECEPTIONS: 3, vs. Central Arkansas (9/10/22)
 RECEIVING YARDS: 23, vs. Central Arkansas (9/10/22)
 LONG RECEPTION: 22, at Georgia Tech (9/17/22)

47 **deejay HOLMES JR.** **FR. DE**

Pahokee, Fla. • Pahokee

6-3 • 230 • HS • General Business




Member of the 2022-23 signing class ... **HIGH SCHOOL:** Unanimous three-star prospect by all major recruiting outlets ... Rated a top-100 edge defender by 247Composite (No. 64), On3 (No. 52) and ESPN (No. 78) ... Rated as the No. 63 prospect in Florida by On3 ... Two-time South Florida Sun Sentinel Defensive Player of the Year ... Holds two-year varsity career combined totals of 209 tackles (72 solo), 52.0 sacks, 53.0 tackles for loss, 86 quarterback hurries, seven forced fumbles, seven fumble recoveries, two interceptions and one interception return TD ... Coming off senior season in which he broke the school record for sacks with 32.5, averaging 3.0 per game ... Total stat line in 2022 included 117 total tackles (46 solo), 32.5 sacks, 27.5 tackles for loss, 41 QB hurries, four forced fumbles, four fumble recoveries and one interception that was returned for a touchdown ... Played in only nine games his junior year in 2021 due to a broken wrist, but recovered to put up a stat line of 92 total tackles (26 solo), 25.5 tackles, 19.5 sacks, 45 QB hurries, three forced fumbles, three fumble recoveries and one interception ... Wore No. 6 at Pahokee, which had been retired in honor of longtime NFL receiver, Anquan Boldin ... Chose Ole Miss over UCF, Pitt, Louisville, Penn State, Colorado, among others ... Coached by Emmanuel Hendrix ... Also lettered in baseball and track and field ... **PERSONAL:** Son of Dewayne Holmes Sr. and Yashena Johnson ... Full name is Dewayne Holmes Jr. ... Born on Dec. 21, 2004 ... General business major.

7 **walker HOWARD** **FR. QB**

Lafayette, La. • LSU

6-1 • 195 • TR • Sport & Recreation Admin.




Transfer who arrived on campus in January and participated in spring drills ... Rated as the No. 5 quarterback and No. 42 overall player in the transfer portal this offseason by 247Sports ... **LSU:** Spent one season at LSU before entering the transfer portal in January of 2023 ... Appeared in two games with no starts ... Saw extended action in LSU's Citrus Bowl (01/02/23) win over Purdue, playing the entire fourth quarter of the 63-7 victory ... Finished year completing 2-of-4 passes for seven yards and added another 33 rushing yards on six carries ... Against Purdue, completed 2-of-4 passes for seven yards and rushed for 18 yards ... Had a long rush of 23 yards vs. the Boilermakers ... Other action came against Southern in LSU's home opener (09/10/22) ... **HIGH SCHOOL:** One of the nation's top quarterback prospects in the Class of 2022 ... Rated as the nation's No. 1 dual-threat QB by ESPN and listed No. 5 by 247Sports ... Overall, listed as the nation's No. 27 overall prospect by ESPN and No. 34 by 247Sports ... Ranked as the No. 2 player in the state of Louisiana by 247Sports ... Prepped at St. Thomas More High School in Lafayette, Louisiana where he led his team to back-to-back Division II state titles in 2019 and 2020 and a semifinals appearance in 2021 ... Passed for 381 yards and four TDs in 35-28 win over De La Salle in 2020 state championship game ... As a senior, completed 155-of-259 passes for 2,394 yards and 25 touchdowns ... Invited to the Under Armour All-American Game ... Participated in the Elite 11 camp, finishing among the top 10 ... Won the 2020 MaxPreps High School Football Player of the Year for Louisiana ... 2020 Louisiana Gatorade Player of the Year ... Selected to the 2020 Louisiana High School Football All-State First-Team for Offense ... Passed for 3,430 yards and 42 touchdowns as a junior ... Coached by Ryan Frederick ... **PERSONAL:** Son of Jamie and Kathryn Howard ... Full name is James Walker Howard IV ... Born on July 1, 2003 ... Dad, Jamie, played quarterback at LSU from 1992-95 ... His dad capped his LSU career ranked in the Top 10 in school history for passing yards (6,158), passing TDs (34), and total offense (6,010) ... Athletic Director's Honor Roll in spring 2023 ... Sport and Recreation Administration major.

35 **reginald HUGHES** **SR.* DE**

Tunica, Miss. • Northeast Mississippi CC

6-2 • 230 • 1L • Multi-Disciplinary Studies




2022: Made 12 appearances in his first season for Ole Miss, rotating between defense and special teams ... Recorded six total tackles, four being solo tackles ... vs. Central Arkansas (9/10/22): Made one tackle on the Rebel kickoff unit in his debut with the team ... at Georgia Tech (9/17/22): Appeared on special teams and at linebacker for the Rebels, finishing with a pair of tackles in the Ole Miss win ... vs. Tulsa (9/24/22): Checked in at linebacker and on special teams in the team's 35-27 victory ... vs. #7 Kentucky (10/1/22): Saw action on multiple special teams units for the Rebels ... at Vanderbilt (10/8/22): Saw 21 snaps of action on special teams and at linebacker, making one solo tackle ... vs. Auburn (10/15/22): Checked in for a majority of special teams plays for the Rebels in the team's 48-34 victory over the Tigers ... at LSU (10/22/22): Logged all of his playing time on special teams ... at Texas A&M (10/29/22): Saw all of his action on special teams ... vs. #9 Alabama (11/12/22): Checked in for 22 snaps on special teams versus the Crimson Tide ... at Arkansas (11/19/22): Finished his night with one tackle serving on defense and special teams for the Rebels ... vs. Mississippi State (11/24/22): Logged 18 snaps of action for the Rebels on various special teams units ... vs. Texas Tech (12/28/22): Checked in for 33 snaps, rotating between special teams and defensive units in the Texas Bowl ... Member of the 2021-22 signing class ... **NORTHEAST MISSISSIPPI CC:** A consensus three-star prospect by Rivals, On3 and 247Sports ... Ranked as the No. 1 junior college linebacker and No. 10 overall prospect by 247Sports ... Member of the ESPN JUCO50, checking in at No. 38 ... Tabbed as the fourth-best JUCO player in Mississippi according to 247Sports ... Appeared in six games in 2021, recording 22 tackles and two forced fumbles ... Added 2.5 TFLs and 1.5 sacks ... Finished with 22 tackles as a freshman in the shortened 2020-21 season, tallying 22 tackles, including 5.5 TFLs and 3.5 sacks ... Chose Ole Miss over offers from Mississippi State and Arkansas State ... Coached by Greg Davis ... **HIGH SCHOOL:** Unranked recruit out of Rosa Fort High School in Tunica, Mississippi ... Tallied 84 tackles during his senior season, the third-most on the team ... Finished the season with 10.5 TFLs and 6.5 sacks ... Recorded 51 tackles during the 2018-19 season, including 8.0 sacks ... Coached by Kwname Jackson ... **PERSONAL:** Son of Kimberly Terry ... Full name is Reginald D'Wayne Hughes ... Born Sept. 23, 2001 ... Athletic Director's Honor Roll in fall 2022 ... Multi-disciplinary studies major.

HUGHES' CAREER STATISTICS

—DEFENSE—

| Year | G-S | UT | AT | TT | TFL-YDS | Sacks-Yds |
|--------------|-------------|----------|----------|----------|--------------|--------------|
| 2022 | 12-0 | 4 | 2 | 6 | 0.0-0 | 0.0-0 |
| Total | 12-0 | 3 | 2 | 5 | 0.0-0 | 0.0-0 |

| Year | FF | FR | PD | QBH | INT | BLK |
|--------------|----------|----------|----------|----------|----------|----------|
| 2022 | 0 | 0 | 0 | 0 | 0 | 0 |
| Total | 0 | 0 | 0 | 0 | 0 | 0 |

HUGHES' CAREER HIGHS

TACKLES: 2, at Georgia Tech (9/17/22)
 SOLO TACKLES: 1, 4x, MR: vs. Texas Tech (12/28/22)

15 jared IVEY

Suwanee, Ga. • Georgia Tech

6-5 • 265 • 1L • General Business



SR.*
~~DE~~



Returning veteran expected to see playing time on the defensive line ... **2022:** Played in all 13 games, making seven starts on the defensive line ... Totaled 562 snaps on the defensive line in 2022 ... Tallied 37.0 total tackles on the season, including 15 solo ... vs. Troy (9/3/22): Came off the bench on the Rebel defensive line to finish his season-opener with four total tackles, one sack and one QB hurry ... vs. Central Arkansas (9/10/22): Earned one tackle and half of a sack coming off the bench for the Rebel defensive line ... at Georgia Tech (9/17/22): Helped in bringing in one half of a tackle for loss on the Rebel defensive front ... vs. Tulsa (9/24/22): Made his first start with the Rebels at defensive end, but did not find his way onto the stat sheet ... vs. #7 Kentucky (10/1/22): Ended the day with three total tackles, including making a game-clinching strip sack to secure the 22-19 win for the Rebels ... at Vanderbilt (10/8/22): Brought in two solo tackles as a rotational piece of the Rebel defense ... vs. Auburn (10/15/22): Finished with three tackles as the team's starting defensive end, while also making a crucial fumble recovery for the Rebels ... at LSU (10/22/22): Finished his day with four tackles, including a TFL and a sack after getting the start at defensive end ... at Texas A&M (10/29/22): Matched his career-high tackle total of four in the team's 31-28 win in College Station ... vs. #9 Alabama (11/12/22): Notched four tackles and a pair of QB hurries against the Crimson Tide as the team's starting defensive end ... at Arkansas (11/19/22): Recorded a career-high five tackles coming off the bench for the Rebels, including making three solo tackles against the Razorbacks ... vs. Mississippi State (11/24/22): Finished his day with three total tackles after getting the start at defensive end on Thanksgiving ... vs. Texas Tech (12/28/22): Earned the start against the Red Raiders, recording three tackles and recovering one fumble ... Transfer who arrived on campus in January and participated in spring drills ... **GEORGIA TECH:** Appeared in 20 games over two seasons, with 13 starts on the defensive line ... Tallied 32 total tackles, including 20 solo stops, as a sophomore in 2021 ... Registered six tackles for loss in 2021 ... Recorded five or more tackles in three games last year ... **HIGH SCHOOL:** Rated as a four-star prospect by 247Sports ... Tabbed as the No. 15-ranked weakside defensive end in the nation and the No. 33-ranked player in the state of Georgia by 247Sports ... Ranked as one of the top 30 recruits in Georgia Tech history by 247Sports ... Recorded 153 tackles and 29 sacks during his prep career, including 80 tackles, 20 sacks and 15 quarterback hurries as a senior ... All-region honoree ... Was also a standout basketball player for North Gwinnett that received scholarship offers to play Division I college basketball ... Coached by Bill Stewart ... **PERSONAL:** Son of Tracey Ivey ... Full name is Jared Gavin Ivey ... Born Dec. 5, 2001 ... General business major.

IVEY'S CAREER STATISTICS

—DEFENSE—

| Year | G-S | UT | AT | TT | TFL-YDS | Sacks-Yds |
|--------------|--------------|-----------|-----------|-----------|----------------|---------------|
| 2020 (GT) | 9-2 | 4 | 4 | 8 | 1.0-3 | 0.0-0 |
| 2021 (GT) | 11-11 | 20 | 12 | 32 | 6.0-22 | 1.5-9 |
| 2022 (OM) | 13-7 | 15 | 22 | 37 | 4.5-27 | 3.5-26 |
| Total | 33-20 | 39 | 38 | 77 | 11.5-52 | 5.0-35 |

| Year | FF | FR | PD | QBH | INT | BLK |
|--------------|----------|----------|----------|----------|----------|----------|
| 2020 (GT) | 0 | 0 | 0 | 2 | 0 | 0 |
| 2021 (GT) | 1 | 0 | 1 | 3 | 0 | 0 |
| 2022 (OM) | 1 | 2 | 0 | 3 | 0 | 0 |
| Total | 2 | 2 | 1 | 8 | 0 | 0 |

IVEY'S CAREER HIGHS

TACKLES: 5, 4x, MR: at Arkansas (11/19/22) - at Ole Miss
SOLO TACKLES: 4, vs. Boston College (11/13/21) - at Georgia Tech
TFLs: 1.0, 9x, MR: at LSU (10/22/22) - at Ole Miss
SACKS: 1.0, 4x, MR: at LSU (10/22/22) - at Ole Miss
FORCED FUMBLES: 1, 2x, MR: vs. Kentucky (10/1/22) - at Ole Miss
FUMBLE RECOVERIES: 1, 2x, MR: vs. Texas Tech (12/28/22) - at Ole Miss
QUARTERBACK HURRIES: 2, vs. Alabama (11/12/22) - at Ole Miss

78 jeremy JAMES

Cumming, Ga. • North Forsyth

6-5 • 305 • 4L • General Business



SR.*
~~OL~~



Preseason All-SEC first team (Lindy's) ... Preseason All-SEC third team (Athlon) ... Expected starter at right guard ... **2022:** Started in all 13 games on the offensive line for the Rebels, with nine starts at right guard and four at right tackle ... Totaled 914 snaps on the offensive line ... vs. Troy (9/3/22): Earned the start at right tackle in the season-opener, where he played a total of 56 snaps ... Played an additional 17 snaps at left tackle for the Rebels ... vs. Central Arkansas (9/10/22): Got the start at right tackle with a snap count of 45 at the position ... at Georgia Tech (9/17/22): Logged 52 total snaps as the team's starting right tackle ... vs. Tulsa (9/24/22): Started at right tackle on the Rebel offensive line, playing all 78 offensive snaps at the position ... vs. #7 Kentucky (10/1/22): Played 66 snaps as the team's starting right guard, as well as tallying three snaps at right tackle ... at Vanderbilt (10/8/22): Played 52 total snaps at right guard after getting the start against the Commodores ... vs. Auburn (10/15/22): Logged 70 snaps as the team's starting right guard, along with one snap at right tackle ... at LSU (10/22/22): Earned the start at right guard, playing 48 total snaps at the position ... at Texas A&M (10/29/22): Tallied all 86 offensive snaps for the Rebels at right guard ... vs. #9 Alabama (11/12/22): Served as the team's starting right guard, logging 83 snaps at the position along with an additional snap at right tackle ... at Arkansas (11/19/22): Served as the team's starting right guard for all 98 offensive snaps ... vs. Mississippi State (11/24/22): Served as starting right guard for the Rebels on Thanksgiving, playing all 79 offensive snaps at the position ... Preseason All-SEC first team (Phil Steele) ... Preseason All-SEC second team (Athlon) ... **2021:** Started all 13 games at right tackle, playing in nearly all offensive snaps (947) ... Graded out as Ole Miss' best offensive lineman last season, securing a grade of 75.9 throughout the 2021 campaign ... Allowed just two sacks in 497 pass blocking snaps ... Blocked for the sixth-ranked total offense (492.5) in the country, as well as the No. 12 rushing offense (217.6) ... Member of offensive line unit that has helped blocked for a rushing attack that featured four players who rushed for more than 500 yards in 2021 ... vs. Louisville (9/6/21): Started and played all 78 snaps at right tackle without allowing a pressure ... vs. Austin Peay (9/11/21): Played 60 snaps at right tackle, recording the highest Rebel pass blocking grade from PFF (83.5) ... vs. Tulane (9/18/21): Lined up as the Rebels' starting right tackle, blocking for an offense that put up 707 yards of total offense ... Was named SEC Co-Offensive Lineman of the Week ... at #1 Alabama (10/2/21): Played all 69 offensive snaps at right tackle ... vs. #13 Arkansas (10/9/21): Appeared at right tackle on all 72 offensive snaps ... Paved the way for 611 offensive yards, including 324 on the ground ... at Tennessee (10/16/21): Started and played all 103 snaps at right tackle ... vs. LSU (10/23/21): Started at right tackle, blocking for a rushing attack that racked up 266 yards ... at #18 Auburn (10/30/21): Played all 85 offensive snaps at right guard ... vs. Liberty (11/6/21): Lined up at right tackle, recording a 82.4 run blocking grade from PFF ... vs. #11 Texas A&M (11/13/21): Started and played all 94 offensive snaps at right tackle ... Blocked for a rushing attack that put up 257 yards, the most allowed by the Aggies this season ... vs. Vanderbilt (11/20/21): Played all 66 offensive snaps at right tackle without allowing a pressure ... at Mississippi State (11/25/21): Recorded the highest Rebel run blocking grade with an 80.6, playing all 80 offensive snaps at right tackle ... vs. #7 Baylor (1/1/22): Earned the start at right tackle in the Sugar Bowl ... Preseason All-SEC third team (Athlon) ... Preseason All-SEC honorable mention (PFF) ... **2020:** Earn Freshman All-American first team honors (The Athletic) ... Started all 10 games at right guard ... vs. #5 Florida (9/26/20): Recorded first career start and played every snap at right guard ... Rebels tallied 613 total yards, fourth-most against an SEC opponent and the first time since 1969 (vs. Alabama) that the Rebels had over 600 yards and 400-plus yards passing vs. an SEC opponent ... vs. #2 Alabama (10/10/20): Started at right guard and played all 89 snaps ... His protection allowed the Rebel offense to record 647 yards, the most an Alabama defense has ever given up and the most ever by an Ole Miss team in an SEC game ... vs. Auburn (10/24/20): Started at right guard and played 74-of-81 offensive snaps ... Didn't surrender a single sack or pressure ... Received the teams highest run blocking grade with an 85.2 ... vs. South Carolina (11/14/20): Started at right guard and played all 86 offensive snaps without allowing a sack or QB pressure ... Blocked for an offense that totaled 708 total yards, the third most in school history and most ever in an SEC contest ... vs. Mississippi State (11/28/20): Played all 85 offensive snaps as the starting right guard in the Egg Bowl victory ... at LSU (12/19/20): Lined up at right guard and played all 77 snaps ... Blocked for a rushing attack that ran for a season-high 307 yards ... vs. #7 Indiana (1/2/21): Made his 10th career start at right guard, playing all 81 offensive snaps without allowing a sack ... **2019:** Appeared in two games and was redshirted ... Earned first collegiate letter ... Member of the 2019 signing class ... **HIGH SCHOOL:** Consensus three-star prospect according to Rivals, 247Sports and ESPN ... Three-year letterwinner at North Forsyth HS ... Three-time all-region selection ... Helped North Forsyth lead Region 5-7A in total offense during region play in 2017 ... **PERSONAL:** Son of Kevin and Marti James ... Full name is Jeremy Dalton James ... Born April 29, 2000 ... Dean's Honor Roll in spring 2020 ... General business major.

JAMES' CAREER STATISTICS

—OFFENSE—

| Year | G-S |
|--------------|--------------|
| 2019 | 2-0 |
| 2020 | 10-10 |
| 2021 | 13-13 |
| 2022 | 13-13 |
| Total | 38-36 |

11 jeremiah
JEAN-BAPTISTE

Florida City, Fla. • UCF

6-2 • 230 • TR • Criminal Justice

SR. LB



Ole Miss

Transfer who arrived on campus in January and participated in spring drills ... Expected to see significant playing time at linebacker ... **UCF:** Appeared in 35 games over four seasons at UCF ... Tallied a career-high nine tackles twice, including eight solo as a senior against SMU ... Registered five tackles for loss in 2022 ... Recorded five or more tackles in six games last season ... **HIGH SCHOOL:** Lead South Dade to regional championship game appearance ... Recorded 131 tackles during 2017 season ... Totaled seven tackles-for-loss and five sacks as a junior ... Rated as the No. 71 inside linebacker in the nation according to 247 Sports ... Ranked as the No. 213 player in the state of Florida by 274 Sports ... **PERSONAL:** Son of Arnouce Jean-Baptiste and Danard Saintvil ... Full name is Jeremiah Arshad Jean-Baptiste ... Born on May 31, 2001 ... Criminal justice major.

zach
40 JOHANSEN

Suwanee, Ga. • North Gwinnett

6-1 • 190 • RS • Southern Studies

FR. S



Ole Miss

2022: Did not appear in any games and was redshirted ... Non-scholarship player who joined team prior to the start of fall camp ... **HIGH SCHOOL:** Wide receiver and safety for North Gwinnett ... Helped lead the Bulldogs to a regional title in 2018 and 2019 ... Earned All-County honors in 2021 ... Tallied 24 tackles (18 solos, three for losses) and two interceptions on defense as a senior... Registered nine catches for 68 yards and threw an 80-yard touchdown pass on offense .. Also lettered in basketball ... Coached by Bill Stewart ... **PERSONAL:** Son of Eric and Laura Johansen ... Full name is Zachary William Johansen ... Born April 13, 2003 ... Chancellor's Honor Roll in fall 2022 ... Southern studies major.

antione
33 JOHNSON

Louisville, Ky. • Thomas More

6-0 • 205 • TR • General Business

SR.* S



Ole Miss

Non-scholarship transfer who joined the team prior to the start of spring drills ... **THOMAS MORE:** Three-year letter for the Saints ... Appeared in 15 career games at Thomas More ... Tallied 15 total tackles in 2022 ... In 2021, played in six games recording 11 solo tackles and four assisted tackles .. Played in two games as a true freshman ... **HIGH SCHOOL:** Played at Desales HS ... Tallied over 1,800 career rushing yards during his prep career ... Earned first team all-district accolades in 2019 and 2020 ... Coached by Harold Davis ... Also lettered in basketball ... **PERSONAL:** Son of Antannell Crook ... Full name is Antione Monya Johnson ... Born May 30, 2002 ... General business major.

2 cedric
JOHNSON

Mobile, Ala. • Davidson

6-3 • 265 • 3L • Multi-Disciplinary Studies

SR.* DE



Ole Miss

Preseason All-SEC first team (Phil Steele) ... Preseason All-SEC third team (Athlon, Lindy's) ... Ole Miss' active career leader in sacks (13.5) ... Veteran leader on defense expected to be start on defensive line ... 2022: Appeared in 11 games for the Rebels, started eight at defensive end ... Totaled 4.0 sacks and 4.5 TFL during ... 32 total tackles, including 15 solo ... vs. Troy (9/3/22): Recorded one tackle as the team's starting defensive end ... vs. Central Arkansas (9/10/22): Tallied a pair of tackles and a QB hurry after starting at defensive end ... at Georgia Tech (9/17/22): Blocked and recovered a punt for the Rebels, along with tallying four total tackles, one TFL and a sack in the team's first shutout since 2014 ... First Rebel since 2012 with a sack and a blocked punt in a single game ... vs. Tulsa (9/24/22): Four tackles at starting defensive end, along with 0.5 TFLs and a pair of QB hurries ... vs. #7 Kentucky (10/1/22): Tallied two solo tackles after getting the start at defensive end ... at Vanderbilt (10/8/22): Matched his career-best total of six tackles after starting on the Rebel defensive line ... at LSU (10/22/22): Came off the bench to match his career-high of two sacks, ending his day with those two TFLs ... at Texas A&M (10/29/22): Finished with four total tackles on the Rebel defensive line, including one TFL and one sack ... vs. #9 Alabama (11/12/22): Returned to the Rebel starting lineup, finishing his day with one QB hurry ... at Arkansas (11/19/22): Tallied a total of five tackles as a starting defensive lineman for the Rebels ... vs. Mississippi State (11/24/22): Made two tackles for the Rebel defensive front, along with recovering one fumble and hurrying the quarterback once as well ... Preseason All-SEC fourth team (Athlon, Phil Steele) ... Named to Bruce Feldman's Top 50 Freaks List ... 2021: Appeared in all 13 games as a sophomore ... Started 11 contests at defensive end ... Tallied 33 total tackles including eight tackles for loss ... Ranked second on the team with 6.5 sacks ... Was third on the squad with seven quarterback hurries ... vs. Louisville (9/6/21): Made his first career start, tallying one tackle ... vs. Austin Peay (9/11/21): Started at defensive end and recorded a sack in the blowout victory ... vs. Tulane (9/18/21): Recorded two tackles and a quarterback hurry ... at #1 Alabama (10/2/21): Recorded his second sack of the season, two tackles and one quarterback hurry ... vs. #13 Arkansas (10/9/21): Tallied a career-high three tackles as a starting defensive end ... at Tennessee (10/16/21): Finished with three tackles, including a shared sack in the victory ... vs. LSU (10/23/21): Forced one fumble and recovered another, while adding a sack, 1.5 tackles for loss and three tackles in the win ... at #18 Auburn (10/30/21): Recorded one tackle as a reserve defensive end ... vs. Liberty (11/6/21): Set career-highs with 2.0 sacks, 2.5 tackles for loss and four total tackles ... vs. #11 Texas A&M (11/13/21): Lined up as a starting defensive end on 38 snaps ... vs. Vanderbilt (11/20/21): Totaled a career-high six tackles, including one sack, and added three quarterback hurries ... at Mississippi State (11/25/21): Two tackles, including a shared tackle for loss and a pass breakup ... vs. #7 Baylor (11/22): Earned the start at defensive end, had five total tackles ... 2020: Appeared in all 10 games as both a reserve linebacker and on special teams ... Tallied seven total tackles, including 3.0 sacks ... vs. Mississippi State (11/28/20): Registered one total tackle, a five-yard sack, in the Egg Bowl victory ... vs. #7 Indiana (1/2/21): Recorded a key sack on the final drive help stall the Hoosiers' comeback attempt ... Member of the 2019-20 signing class ... **HIGH SCHOOL:** Rated as a three-star prospect across all recruiting services ... Rated the No. 35 weak-side defensive end in the country by Rivals and the No. 39 prospect in Alabama ... Was a four-year letterwinner at Davidson HS ... Made 56 tackles as a senior with 16.0 sacks (1.8 sacks/game), 10 QB hurries, one forced fumble, one pass deflection and two fumble recoveries ... Tallied 35 total tackles, two fumble recoveries and eight quarterback hurries as a junior ... **PERSONAL:** Son of Cephus Jr. and Hope Johnson ... Full name is Cedric Edward Johnson ... Born Sept. 6, 2002 ... 2020-21 SEC First-Year Honor Roll ... SEC Fall Academic Honor Roll in 2021 ... Athletic Director's Honor Roll in fall 2020, spring 2021, fall 2021 and spring 2023 ... Multi-disciplinary studies major.

JOHNSON'S CAREER STATISTICS

—DEFENSE—

| Year | G-S | UT | AT | TT | TFL-YDS | Sacks-Yds |
|--------------|--------------|-----------|-----------|-----------|----------------|----------------|
| 2020 | 10-0 | 6 | 1 | 7 | 3.0-14 | 3.0-14 |
| 2021 | 13-11 | 18 | 14 | 32 | 8.0-27 | 6.5-27 |
| 2022 | 11-8 | 15 | 17 | 32 | 4.5-22 | 4.0-22 |
| Total | 34-19 | 39 | 32 | 71 | 15.5-68 | 13.5-63 |

| Year | FF | FR | PD | QBH | INT | BLK |
|--------------|----------|----------|----------|-----------|----------|----------|
| 2020 | 0 | 0 | 0 | 1 | 0 | 0 |
| 2021 | 1 | 1 | 1 | 7 | 0 | 0 |
| 2022 | 0 | 1 | 0 | 5 | 0 | 1 |
| Total | 1 | 2 | 1 | 13 | 0 | 1 |

JOHNSON'S CAREER HIGHS

TACKLES: 6, 2x, MR: at Vanderbilt (10/8/22)
 SACKS: 2.0, 2x, MR: at LSU (10/22/22)
 TFLs: 2.5, vs. Liberty (11/6/21)
 FORCED FUMBLES: 1, vs. LSU (10/23/21)
 FUMBLE RECOVERIES: 1, 2x, MR: vs. Mississippi State (11/24/22)
 QUARTERBACK HURRIES: 3, vs. Vanderbilt (11/20/21)

45 **JONES**

Buffalo, N.Y. • Stony Brook

6-0 • 150 • TR • General Business

FR. ~~CB~~

Non-scholarship transfer who arrived on campus in January and participated in spring drills ... **STONY BROOK:** Did not appear in any games as a true freshman defensive back and was red-shirted ... **HIGH SCHOOL:** Four-year letterwinner at Grand Island HS ... Hauled in 28 receptions for 415 yards and seven touchdowns as a senior ... Also tallied seven career interceptions as a cornerback ... Was named all-league cornerback in both 2020 and 2021 ... Coached by Chuck Priore ... Also lettered in lacrosse, soccer, basketball and track ... Served as class president five times ... Member of the National Honor Society and National Business Honor Society ... **PERSONAL:** Son of Charles and Michelle Jones ... Full name is Jackson Charles Jones ... Born Sept. 23, 2003 ... Dad, Charles, played soccer at Nyack College ... Athletic Director's Honor Roll in spring 2023 ... General Business major.

40 **JONES**

Jackson, Miss. • Jackson Prep

5-7 • 180 • 1L • General Business

SO. ~~RB~~

2022: Appeared in four games as a redshirt freshman ... at Vanderbilt (10/8/22): Made his Rebel debut, earning three carries for three yards while also notching his first career rushing touchdown ... at LSU (10/22/22): Returned one kickoff for 18 yards on the Rebel kick return team ... at Arkansas (11/19/22): Saw all of his action on the Rebel kick return unit ... vs. Mississippi State (11/24/22): Appeared in his fourth game of the season for the Rebels ... **2021:** Did not play in any games and was redshirted ... Non-scholarship player who joined team prior to the start of fall camp ... **HIGH SCHOOL:** Recorded 1,064 all-purpose yards and 20 touchdowns during injury-riddled senior season at Jackson Prep ... Tallied 648 rushing yards and eight touchdowns in just six games ... Rushed for 1,504 yards and 30 touchdowns as a junior ... Earned MAIS first team all-state accolades as both a junior and senior ... Also lettered in basketball and track ... Coached by Ricky Black ... **PERSONAL:** Son of Carlos and Carmen Jones ... Full name is Matthew Martez Jones ... Born Aug. 28, 2003 ... General business major.

JONES' CAREER STATISTICS

| —RUSHING— | | | | | | |
|--------------|------------|----------|----------|----------|----------|------------|
| Year | G-S | Att | Yds | TD | Lg | Avg. |
| 2022 | 4-0 | 3 | 3 | 1 | 3 | 1.0 |
| Total | 4-0 | 3 | 3 | 1 | 3 | 1.0 |

JONES' CAREER HIGHS

RUSHING ATTEMPTS: 3, at Vanderbilt (10/8/22)
 RUSHING YARDS: 3, at Vanderbilt (10/8/22)
 RUSHING TOUCHDOWNS: 1, at Vanderbilt (10/8/22)
 LONGEST RUSH: 3, at Vanderbilt (10/8/22)

4 **JUDKINS**

Pike Road, Ala. • Pike Road

5-11 • 210 • 1L • Freshman Studies

SO. ~~RB~~

Preseason All-American first team (Walter Camp, Athlon, Lindy's, Phil Steele) ... Preseason All-SEC first Team (Athlon, Lindy's, Phil Steele) ... Already No. 16 on the Ole Miss all-time rushing list (1,567) ... Enters No. 6 in Ole Miss history in career 100-yard rushing games (8) ... Returning starter at running back ... **2022:** CBS National Freshman of the Year ... Conerly Trophy winner ... On3 National Offensive True Freshman of the Year ... Shaun Alexander National Freshman of the Year finalist ... PFF Honorable Mention All-America ... Freshman All-America first-team (PFF, Athletic, CFN) ... True Freshman All-America (PFF, On3) ... Consensus first-team All-SEC selection (AP, Coaches, USA Today, PFF) ... AP SEC Newcomer of the Year (AP) ... SEC Freshman of the Year (Coaches) ... SEC All-Freshman ... Midseason Freshman All-American ... Played in all 13 games for Ole Miss, starting in each of the last six games ... Ended with 1,567 rushing yards (120.5 ypg) on 274 attempts (5.7 ypc) with 16 rushing TDs ... Second-best rushing season by a freshman in SEC history, trailing only Herschel Walker's 1,616 yards at Georgia in 1980 ... FBS top-10 in rushing yards (7th, 1,567), total touchdowns (10th, 17), rushing touchdowns (10th, 16) ... Led SEC in total TDs, rushing TDs, rushing yards and rushing yards per game ... Set Ole Miss single-season records in rushing yards (1,567), rushing TDs (16), rushing attempts (274), 100-yard rushing games (8), multi-rushing TD games (6) ... Tied Ole Miss single-season record in total TDs with 17 alongside Brandon Bolden (2010) and Deuce McAllister (2000) ... His 1,699 all-purpose yards ranks as the third-best season in Ole Miss history and the best ever for a freshman ... vs. Troy (9/3/22): Logged 87 yards rushing and a 2-yard TD run on 14 carries off the bench in his collegiate debut, as well as grabbing one reception for 18 yards ... vs. Central Arkansas (9/10/22): Rushed for 100 yards for the first time of his career, taking 10 carries for 104 total yards ... at Georgia Tech (9/17/22): Finished with 98 yards and two TD on just 19 carries, first multi-TD game of his career ... vs. Tulsa (9/24/22): Career-best 140 yards and two rushing TD after coming off the bench for 27 carries ... vs. #7 Kentucky (10/1/22): SEC Co-Freshman of the Week for the second consecutive week, rushing for 106 yards and a TD on 15 carries ... at Vanderbilt (10/8/22): Finished with 60 all-purpose yards and two rushing TDs on the day ... vs. Auburn (10/15/22): Came off the bench to net 139 yards rushing on 25 carries with two rushing TDs ... Also had a seven-yard touchdown grab ... at LSU (10/22/22): First collegiate start for the Rebels, ripping off 111 yards and two TDs on 25 carries while also bringing in two catches for 13 yards ... at Texas A&M (10/29/22): First career 200-yard rushing game, tallying 205 yards and a TD on 34 carries ... No. 13 rushing performance in Ole Miss history ... Marked his seventh consecutive game with a rushing TD ... Earned SEC Freshman of the Week honors ... vs. #9 Alabama (11/12/22): Ended with 135 yards and two TDs on 25 carries ... Tallied his 14th and 15th rushing TDs of the season, setting the single-season Ole Miss record ... at Arkansas (11/19/22): Took 24 carries for 214 yards and a TD, his second 200-yard game of the season ... No. 10 rushing performance in Ole Miss history; also No. 16 all-purpose performance (241) ... Broke Kayo Dottley's 1949 single-season rushing record (1,312) ... vs. Mississippi State (11/24/22): Ran for 91 yards on 22 carries ... vs. Texas Tech (12/28/22): Rushed 23 times for 91 yards, caught two passes for 16 yards ... **HIGH SCHOOL:** Consensus three-star prospect ... Top RB and No. 18 prospect out of Alabama by Rivals ... No. 28 running back in the nation by Rivals ... 2020 First Team All-State Selection, Offensive Player of the Year ... AHSAA 5A State Championship Game MVP, led Pike Road to 5A state title ... Mississippi/Alabama All-Star Game ... AL.com's A-List as the No. 11 senior prospect in Alabama ... Rushed for 4,220 yards over high school career, including 1,482 as a junior and 1,534 as a senior ... Amassed 67 career TD, including 25 as a junior and 26 as a senior ... **PERSONAL:** Son of Quincy and Teva Judkins ... Full name is Quinshon A Judkins ... Born Oct. 29, 2003 ... Freshman studies major.

JUDKINS' CAREER STATISTICS

| —RUSHING— | | | | | | |
|--------------|-------------|------------|--------------|-----------|-----------|------------|
| Year | G-S | Att | Yds | TD | Lg | Avg. |
| 2022 | 13-6 | 274 | 1,567 | 16 | 61 | 5.7 |
| Total | 13-6 | 274 | 1,567 | 16 | 61 | 5.7 |

| —RECEIVING— | | | | | | |
|--------------|-------------|-----------|------------|----------|-----------|------------|
| Year | G-S | Rec | Yds | TD | Lg | Avg. |
| 2022 | 13-6 | 15 | 132 | 1 | 25 | 8.8 |
| Total | 13-6 | 15 | 132 | 1 | 25 | 8.8 |

JUDKINS' CAREER HIGHS

RUSHING ATTEMPTS: 34, at Texas A&M (10/29/22)
 RUSHING YARDS: 214, at Arkansas (11/19/22)
 RUSHING TOUCHDOWNS: 2, 5x, MR: vs. Alabama (11/12/22)
 LONGEST RUSH: 61, at Texas A&M (10/29/22)
 RECEPTIONS: 3, vs. Alabama (11/12/22)
 RECEIVING YARDS: 27, at Arkansas (11/19/22)
 RECEIVING TOUCHDOWNS: 1, vs. Auburn (10/15/22)
 LONGEST RECEPTION: 25, at Arkansas (11/19/22)
 ALL PURPOSE YARDS: 241, at Arkansas (11/19/22)
 ALL PURPOSE TOUCHDOWNS: 3, vs. Auburn (10/15/22)

31 torian **KELLY** SO. CB

Ocean Springs, Miss. • Ocean Springs

6-0 • 180 • HS • Exercise Science



Non-scholarship player who joined team prior to the start of spring drills ... **HIGH SCHOOL:** Tallied 20 career receptions for 375 yards and four TDs at Ocean Springs HS ... Earned Region 4-6A second team honors in 2020 ... Coached by Blake Pennock ... Also lettered in basketball and track and field ... Helped lead CHS to a South state title in track ... **PERSONAL:** Son of Titus Kelly Sr. and Toria Grady ... Full name is Torian Lashawn Kelly ... Born Aug. 10, 2003 ... Athletic Director's Honor Roll in fall 2022 ... Exercise science major.

27 jalen **KNOX** SR. WR

Arlington, Texas • Missouri

6-0 • 205 • 1L • Sport Analytics



2022: Appeared in 10 games off the bench ... Returned a total of four kickoffs throughout the season ... Tallied two tackles for Ole Miss on special teams ... vs. Troy (9/3/22): Played a total of three snaps for the Rebels at wide receiver but did not record any stats ... vs. Central Arkansas (9/10/22): Made one tackle playing special teams for the Rebels ... at Georgia Tech (9/17/22): Appeared on various special teams units, along with 17 snaps at wide receiver for the Rebels ... vs. Auburn (10/15/22): Saw all of his time on the field on special teams, recording one kick return for 29 yards on the day ... at LSU (10/22/22): Appeared in two plays for the Rebel kickoff coverage team ... at Texas A&M (10/29/22): Saw all of his action on special teams ... vs. #9 Alabama (11/12/22): Appeared on special teams for 20 total snaps against the Crimson Tide ... at Arkansas (11/19/22): Saw all of his action come on special teams for the Rebels, specifically serving as a returner on the kick return unit ... vs. Mississippi State (11/24/22): Returned one kickoff for 17 yards ... Also made one tackle for the Rebels on special teams ... vs. Texas Tech (12/28/22): Appeared in 17 snaps in the Texas Bowl on special teams, returning one kickoff for five yards ... **2021:** Sat out due to NCAA transfer rules ... Non-scholarship transfer who joined team prior to the start of fall camp ... **MIS-SOURI:** Played in 34 career games at Missouri, with 16 starts ... Registered 77 career catches for 1,031 yards and 4 TDs during three years with the Tigers ... Played in nine games with three starts during 2020 campaign ... Tallied 31 catches for 305 yards as a junior ... Played in all 12 games with five starts, posting 19 catches for 307 yards with a score in 2019 ... Had a breakout freshman season ... Played in 12 games, and started eight times, while catching 27 passes for 419 yards (15.5 average) and three touchdowns ... His yardage total was the most by a Mizzou true freshman receiver since 2016 and ranked as the fourth-most ever in a season by any true freshman ... Twice was named SEC Freshman of the Week ... **HIGH SCHOOL:** Four-star athlete according to ESPN.com and listed as the nation's No. 28 athlete by the national recruiting service ... Three-star all-purpose back and the nation's No. 15 all-purpose back by Rivals.com ... Three-star athlete by 247Sports.com ... Texas District 14-5A Newcomer of the Year as sophomore in 2015 ... Earned All-Texas District 10-5A as a junior in 2016 after posting 684 total combined yards, rushing and receiving, with seven touchdowns ... Also ran track & field at Timberview, clocking personal-best times of 10.66 in the 100m dash and 21.54 in the 200m dash ... Coached by James Brown ... **PERSONAL:** Son of Osborne and Sherri Knox ... Full name is Jalen Remel Knox ... Born Oct. 7, 1999 ... SEC Fall Academic Honor Roll in 2022 ... Graduated with a bachelor's in multi-disciplinary studies in December 2022 ... Currently enrolled in master's program in sports analytics.

KNOX'S CAREER STATISTICS

—RECEIVING—

| Year | G-S | Rec | Yds | TD | Lg | Avg. |
|--------------|--------------|-----------|--------------|----------|-----------|-------------|
| 2018 (MZ) | 13-8 | 27 | 419 | 3 | 59 | 15.5 |
| 2019 (MZ) | 12-5 | 19 | 307 | 1 | 54 | 16.2 |
| 2020 (MZ) | 9-3 | 31 | 305 | 0 | 27 | 9.8 |
| 2022 (OM) | 10-0 | 0 | 0 | 0 | 0 | 0.0 |
| Total | 44-16 | 77 | 1,031 | 4 | 59 | 13.4 |

—RUSHING—

| Year | G-S | Att | Yds | TD | Lg | Avg. |
|--------------|--------------|-----------|------------|----------|-----------|------------|
| 2018 (MZ) | 13-8 | 3 | 11 | 0 | 12 | 3.7 |
| 2019 (MZ) | 12-5 | 0 | 0 | 0 | 0 | 0.0 |
| 2020 (MZ) | 9-3 | 12 | 95 | 1 | 32 | 7.9 |
| 2022 (OM) | 10-0 | 0 | 0 | 0 | 0 | 0.0 |
| Total | 44-16 | 15 | 106 | 1 | 32 | 7.1 |

—KICK RETURN—

| Year | G-S | Ret | Yds | TD | Lg | Avg. |
|--------------|--------------|----------|-----------|----------|-----------|-------------|
| 2018 (MZ) | 13-8 | 0 | 0 | 0 | 0 | 0.0 |
| 2019 (MZ) | 12-5 | 0 | 0 | 0 | 0 | 0.0 |
| 2020 (MZ) | 9-3 | 0 | 0 | 0 | 0 | 0.0 |
| 2022 (OM) | 10-0 | 4 | 51 | 0 | 29 | 12.8 |
| Total | 44-16 | 4 | 51 | 0 | 29 | 12.8 |

KNOX'S CAREER HIGHS

RUSHING ATTEMPTS: 3, vs. LSU (10/10/20) - at Missouri
 RUSHING YARDS: 32, at Florida (10/31/20) - at Missouri
 RUSHING TOUCHDOWNS: 1, vs. LSU (10/10/20) - at Missouri
 LONGEST RUSH: 32, at Florida (10/31/20) - at Missouri
 RECEPTIONS: 5, 5x, MR: vs. Kentucky (10/24/20) - at Missouri
 RECEIVING YARDS: 110, at Purdue, (9/15/18) - at Missouri
 RECEIVING TOUCHDOWNS: 1, 4x, MR: vs. Troy (10/5/19) - at Missouri
 LONGEST RECEPTION: 59, at Purdue (9/15/18) - at Missouri
 LONGEST KICK RETURN: 29, vs. Auburn, 10/15/22 - at Ole Miss

49 jared LAWRENCE JR. LS

Lebanon, Tenn. • Wilson Central

5-10 • 200 • 2L • General Business




Member of the 2021-22 signing class ... **2022:** Appeared in all 13 games as the Rebels long snapper ... vs. Troy (9/3/22): Served as the Rebels' long snapper ... vs. Central Arkansas (9/10/22): Long snapped for all three punts and seven of the Rebels' kick attempts on the day ... at Georgia Tech (9/17/22): Appeared on all Rebel kick and punt tries on the day serving as the team's long snapper ... vs. Tulsa (9/24/22): Served as the long snapper in the team's 35-27 win over the Golden Hurricane ... vs. #7 Kentucky (10/1/22): Long snapped on all four kick attempts and all four punt attempts of the game ... at Vanderbilt (10/8/22): Long-snapped for all eight kick attempts ... vs. Auburn (10/15/22): Long-snapped for all Rebel field goals, extra points and punts on the day ... at LSU (10/22/22): Served as the team's long snapper versus the Tigers ... at Texas A&M (10/29/22): Served as long snapper for the Rebels' 31-28 victory ... vs. #9 Alabama (11/12/22): Served as the long snapper for the Rebels on special teams ... at Arkansas (11/19/22): Served as the Rebels long snapper against the Razorbacks ... vs. Mississippi State (11/24/22): Served as the Rebel long snapper for all four Rebel kick attempts and all six Rebel punts on the day ... vs. Texas Tech (12/28/22): Served as the long snapper for Ole Miss' two punts and two kick attempts against the Red Raiders ... **2021:** Appeared in 12 of 13 games as the Rebel long snapper ... Notched one tackle on the year ... vs. Louisville (9/6/21): Played 10 snaps as the Rebel long snapper ... vs. Austin Peay (9/11/21): Lined up on special teams as the Rebels' long snapper ... vs. Tulane (9/18/21): Saw action on special teams ... at #1 Alabama (10/2/21): Took the field as the Rebels' long snapper ... vs. #13 Arkansas (10/9/21): Handled long snapping duties in the victory ... at Tennessee (10/16/21): Served as the Rebels' long snapper ... vs. LSU (10/23/21): Responsible for long snapping duties on special teams ... at #18 Auburn (10/30/21): Appeared on seven snaps as the long snapper ... vs. Liberty (11/6/21): Lined up on nine snaps on special teams ... vs. #11 Texas A&M (11/13/21): Played 11 snaps on special teams as the long snapper ... at Mississippi State (11/25/21): Handled long snap duties for the Rebels ... vs. #7 Baylor (1/1/22): Appeared in eight snaps on special teams, handling long snap duties in the Sugar Bowl. 2020: Did not see any action and was redshirted ... Non-scholarship player who joined team before fall camp ... **HIGH SCHOOL:** Four-year letterwinner at Wilson Central ... Team captain as a senior ... Tallied 277 tackles during his four years with the Wildcats ... Also hauled in 19 catches for 230 yards during prep career ... Earned Blue-Grey All-America honors ... Ranked the eighth-ranked long snapper in the nation by Kohl's ... Graduated from Wilson Central with honors ... Member of the National Honor Society ... Coached by Brad Dedman ... **PERSONAL:** Son of Eric and Jennifer Lawrence ... Full name is Jared Charles Lawrence ... Born April 23, 2001 ... Father, Eric, played football at Tennessee Wesleyan, while his mother, Jennifer, played basketball at Cumberland ... SEC Fall Academic Honor Roll in 2022 ... Chancellor's Honor Roll in fall 2020, spring 2021, fall 2021, spring 2022, fall 2022 and spring 2023 ... General business major.

LAWRENCE'S CAREER STATISTICS

—OFFENSE—

| YEAR | G-S |
|--------------|-------------|
| 2021 | 12-0 |
| 2022 | 13-0 |
| Total | 25-0 |

83 cayden LEE FR. WR

Kennesaw, Ga. • Kennesaw Mountain

5-11 • 175 • HS • General Business




Member of the 2022-23 signing class ... Enrolled early and participated in spring drills ... **HIGH SCHOOL:** Rated a four-star prospect by Rivals ... Ranked as the No. 36 wide receiver in the nation, as well as the No. 26 recruit from the state of Georgia according to Rivals ... Capped off his 2022 senior campaign by bringing in 1,101 receiving yards on a career-high 74 catches, including scoring a personal-best 13 receiving touchdowns on the year ... This comes following a junior season in which he tallied 1,014 receiving yards and 11 touchdowns on just 54 total receptions ... Finished as the Georgia Division 7A leader in receiving yards and receiving touchdowns for his efforts ... Earned first team All-Region recognition at the conclusion of his senior year ... Touchdown Club of Atlanta 2022 All-Star Team selection ... Finalist for the Touchdown Club of Atlanta's 2022 Mr. Georgia Award ... GPB Sports All-Stars Team selection for 2022 ... Georgia High School Football Daily first team all-state selection for the 2021 season ... Chose Ole Miss over offers from Oklahoma, Auburn, Georgia, USC, Texas and Oregon among others ... Coached by Caleb Carmean ... **PERSONAL:** Son of Ethleen Howell ... Full name is Cayden Xavier Lee ... Born Nov. 17, 2004 ... Athletic Director's Honor Roll in spring 2023 ... General business major.

39 skielar MANN FR. LB

Fort Valley, Ga. • Peach County

6-3 • 215 • HS • Multi-Disciplinary Studies




Member of the 2022-23 signing class ... **HIGH SCHOOL:** A unanimous 3-star prospect by all recruiting outlets ... Ranked the No. 22 inside linebacker in the nation, No. 66 prospect out of Georgia by ESPN ... Georgia Region 2-3A 2022 Defensive Player of the Year ... Led Peach County to Region 2-3A title in 2022 ... Also played tight end at Peach ... Chose Ole Miss over offers from Florida State, Georgia Tech and others ... Coached by Chad Campbell ... **PERSONAL:** Son of Skie Mann ... Full name is Skielar Marcel Mann ... Born Jan. 7, 2005 ... Multi-disciplinary studies major.

12 fraser
MASIN

Brisbane, Australia • St. Joseph's Nudgee

6-5 • 235 • 1L • Multi-Disciplinary Studies

SR.*
P




Expected to handle punting duties again after serving as primary punter last season ... **2022:** Appeared in 12 games for Ole Miss ... Averaged 42.1 yards per attempt on 41 total punts ... Dropped 10 punts inside the 20-yard line and recorded seven punts of 50 yards or more ... vs. Troy (9/3/22): Punted a total of four times in his Ole Miss debut averaging 41.2 yards per punt, including a long of 45 yards ... vs. Central Arkansas (9/10/22): Handled the punting for the team against the Bears, punting three times for 137 yards with his long reaching 51 yards ... Finished with one punt inside the 20 along with one tackle on punt coverage ... at Georgia Tech (9/17/22): Handled the Ole Miss punting duties for the day, punting the ball three times for 111 yards including a long of 42 yards and one punt inside of the Yellow Jacket 20-yard line ... vs. Tulsa (9/24/22): Punted a total of five times, netting 216 yards and a 43.2-yard average ... Also finished with a long of 51 yards and two punts inside of the 20 ... vs. #7 Kentucky (10/1/22): Punted four times for 172 yards, including a new career-long punt of 58 yards and two punts going inside the 20 ... vs. Auburn (10/15/22): Punted the ball twice for a total of 92 yards with a long of 52 on the day ... at LSU (10/22/22): Punted a total of three times for 136 yards, including a new career-long punt of 65 yards ... at Texas A&M (10/29/22): Punted four times for a total of 180 yards, notching a long of 60 yards and one punt inside the 20 ... vs. #9 Alabama (11/12/22): Served as the Rebels' punter versus the Tide, punting a total of four times for 137 yards ... at Arkansas (11/19/22): Punted twice on the night for a total of 68 yards, with one punt landing inside of the 20 for the Rebels ... vs. Mississippi State (11/24/22): Punted six times for a total of 270 yards including kicking a long of 50 yards vs. Texas Tech (12/28/22): Punted once for 43 yards ... Member of the 2021-22 signing class ... Enrolled early and participated in spring drills ... **HIGH SCHOOL:** Graduated from St. Joseph's Nudgee College in Brisbane, Australia in 2018 ... A selection to the Australian rules football state team in 2017 and 2016 ... Member of the Brisbane Lions Academy in 2018 ... Also played volleyball and basketball ... Member of St. Joseph's Nudgee College's 1st VI volleyball team in 2018 ... Member of St. Joseph's Nudgee College's 1st V basketball team in 2018 ... **PERSONAL:** Son of Victor and Lisa Masin... Full name is Fraser James Masin ... Born Sept. 11, 2001 ... SEC Fall Academic Honor Roll in 2022 ... Chancellor's Honor Roll in spring 2022 ... Athletic Director's Honor Roll in fall 2022 and spring 2023 ... Multi-disciplinary studies major.

MASIN'S CAREER STATISTICS

—PUNTING—

| Year | G-S | Att | Yds | Avg | Long | Inside 20 |
|--------------|-------------|-----------|--------------|-------------|-----------|-----------|
| 2022 | 12-0 | 41 | 1,727 | 42.1 | 65 | 10 |
| Total | 12-0 | 41 | 1,727 | 42.1 | 65 | 10 |

MASIN'S CAREER HIGHS

PUNTS: 6, vs. Mississippi State (11/24/22)
 PUNTING YARDS: 270, vs. Mississippi State (11/24/22)
 LONGEST PUNT: 65, at LSU (10/22/22)
 PUNTS INSIDE THE 20: 2, 3x, MR: vs. Kentucky (10/1/22)

30 fred
McAFEE

Madison, Miss. • Germantown

5-8 • 200 • SQ • Finance

SO.
RB




2022: Did not appear in any games ... **2021:** Did not appear in any games and was redshirted ... Non-scholarship player who joined team during spring drills. ... **HIGH SCHOOL:** Two-year letterwinner at Germantown HS ... Tallied 409 career rushing yards and three touchdowns ... Was the state leader in tackles in 2019 ... Also lettered in track and powerlifting ... Coached by Tim Shramek ... **PERSONAL:** Son of Fred and Meshell McAfee ... Full name is Frederick Ali McAfee... Born July 10, 2002 ... Father, Fred, had a 14-year NFL career as a running back ... Dean's Honor Roll in spring 2021 ... Athletic Director's Honor Roll in spring 2023 ... Finance major.

67 quincy
McGEE

Hattiesburg, Miss. • UAB

6-4 • 320 • TR • Multi-Disciplinary Studies

SR.
OL




Transfer who arrived on campus in January and participated in spring drills ... **UAB:** Appeared in 18 games during two seasons at UAB, making 12 starts at right guard ... Helped UAB rush for 235.3 yards per game in 2022, the eighth-most in the country ... Member of the offensive line that was selected for the Joe Moore Award Midseason Honor Roll ... Helped UAB running back DeWayne McBride lead the country in rushing in 2022 ... **MISSISSIPPI GULF COAST CC:** Played and started in 16 total games during two seasons at MGCC, including a CoVID-shortened 2020 season ... **HIGH SCHOOL:** As a senior, helped lead Hattiesburg to the Class 5A state championship game ... Named to the Mississippi Association of Coaches Class 5A all-state first team, the Clarion-Ledger All-State second team, the All-Region 4-5A team and the 601Sports Hattiesburg All-Area team ... Selected to play in Bernard Blackwell North/South All-Star Game ... As a junior, named to the Mississippi Association of Coaches Class 5A all-state second team ... As a sophomore, named to the Mississippi Association of Coaches Class 5A all-state second Team ... Played for coach Tony Vance ... **PERSONAL:** Son of Jeff and Shanta McGee ... Full name is Quincy James McGee ... Born March 25, 2002 ... Multi-disciplinary studies major.

McGEE'S CAREER STATISTICS

—OFFENSE—

| YEAR | G-S |
|--------------|--------------|
| 2021 (UAB) | 5-0 |
| 2022 (UAB) | 13-12 |
| Total | 18-12 |

reece
56 McINTYRE SR.* OL

Buford, Ga. • Buford

6-5 • 305 • 4L • Sport & Recreation Admin.



2022: Appeared in all 13 games, primarily on special teams ... vs. Troy (9/3/22): Blocked on the line for all four of the Rebels' extra point tries ... vs. Central Arkansas (9/10/22): Played 12 snaps at center and nine snaps on the Rebel field goal unit ... at Georgia Tech (9/17/22): Tallied 13 total snaps at center as a rotational piece in the Rebel offensive line ... vs. Tulsa (9/24/22): Played on the Rebel punt and extra point units ... vs. #7 Kentucky (10/1/22): Checked in on special teams in the team's 22-19 victory ... at Vanderbilt (10/8/22): Played three snaps at center and eight snaps on the field goal unit ... vs. Auburn (10/15/22): Checked in on special teams for the Rebels ... at LSU (10/22/22): Checked in on special teams for the Rebels ... at Texas A&M (10/29/22): Checked in on special teams for the Rebels ... vs. #9 Alabama (11/12/22): Saw time on special teams against the Crimson Tide ... at Arkansas (11/19/22): Saw all of his time on special teams against the Razorbacks ... vs. Mississippi State (11/24/22): Logged 11 snaps of action for the Rebels playing on the team's punt coverage and field goal units ... vs. Texas Tech (Texas Bowl; 12/28/22): Saw action on special teams against the Red Raiders ... **2021:** Appeared in all 13 games, primarily on special teams with the field goal unit ... vs. Louisville (9/6/21): Lined up on 10 snaps on special teams ... vs. Austin Peay (9/11/21): Saw 24 snaps as a reserve right tackle and played on special teams ... at #1 Alabama (10/2/21): Appeared on 5 snaps on special teams ... vs. #13 Arkansas (10/9/21): Played on the field goal unit on special teams ... at Tennessee (10/16/21): Appeared on 10 snaps on special teams, primarily with the field goal unit ... vs. LSU (10/23/21): Saw action on special teams with the field goal and punting units ... at #18 Auburn (10/30/21): Lined up on seven snaps on special teams ... vs. Liberty (11/6/21): Played nine snaps on special teams in the victory ... vs. #11 Texas A&M (11/13/21): Appeared on 11 snaps on special teams with the field goal unit ... vs. Vanderbilt (11/20/21): Saw action on nine snaps on special teams ... at Mississippi State (11/25/21): Played 42 snaps as a reserve right guard in the Egg Bowl victory ... vs. #7 Baylor (1/1/22): Took over at right tackle, playing 70 offensive snaps in the Sugar Bowl ... **2020:** Appeared in eight games on the offensive line with two starts at left guard ... vs. #5 Florida (9/26/20): Registered first career start and played every snap at left guard ... Blocked for a Rebel offense that tallied 613 total yards of offense vs. the Gators, the fourth-most against an SEC opponent ... It was the first time since 1969 (vs. Alabama) that the Rebels had over 600 yards of total offense and 400-plus yards passing vs. an SEC opponent ... at Kentucky (10/3/20): Made his second career start at left guard and played all 72 offensive snaps ... vs. #2 Alabama (10/10/20): Appeared as reserve left guard, playing seven snaps ... His protection allowed the Rebel offense to record 647 yards, the most an Alabama defense has ever given up and the most ever by an Ole Miss team in an SEC game ... vs. Auburn (10/24/20): Saw action as a reserve left guard on one offensive snap and four snaps on special teams ... at Vanderbilt (10/31/20): Lined up as a reserve left guard on 13 snaps on offense and seven snaps on special teams ... Blocked for a Rebel offense that tallied 641 yards of total offense ... vs. South Carolina (11/14/20): Appeared exclusively on special teams as a member of the field goal unit ... vs. Mississippi State (11/28/20): Played on special teams in the Egg Bowl victory ... at LSU (12/19/20): Saw action on special teams as a member of the field goal unit ... **2019:** Saw action in one contest and was redshirted ... Member of the 2019 signing class ... **HIGH SCHOOL:** Unanimous 3-star prospect according to 247Sports, Rivals and ESPN ... High school teammate of fellow OL signee Carter Colquitt ... Led Buford HS to 10-3 record, Class 5A Quarterfinals in Georgia State Playoffs ... Four-year letterwinner in football and baseball ... Named All-State for football as junior and senior ... State runner-up in football (2017), four-time regional champs ... Team captain in football ... All-State, All-Region, State Runner-Up in baseball ... Chose Ole Miss over Florida, Arkansas, Kentucky, Michigan State, NC State, Missouri, Nebraska and others ... Coached by Jess Simpson and John Ford ... **PERSONAL:** Son of Chad and Deanne McIntyre ... Full name is Reece Jared McIntyre ... Born March 5, 2001 ... 2019-20 SEC First-Year Academic Honor Roll ... SEC Fall Academic Honor Roll in 2020 ... Athletic Director's Honor Roll in spring 2020 ... Sport and recreation administration major.

MCINTYRE'S CAREER STATISTICS

—OFFENSE—

| YEAR | G-S |
|--------------|-------------|
| 2019 | 1-0 |
| 2020 | 8-2 |
| 2021 | 13-0 |
| 2022 | 13-0 |
| Total | 35-2 |

cedric
76 MELTON JR. OL

Houston, Texas • Klein Cain

6-5 • 300 • 2L • Criminal Justice



2022: Saw action in 10 games for the Rebels, primarily on special teams ... vs. Troy (9/3/22): Made appearances on the line for all four of the Rebels' PAT attempts ... vs. Central Arkansas (9/10/22): Managed 12 snaps at left tackle along with a spot on the field goal team ... vs. #7 Kentucky (10/1/22): Saw four snaps of action on the Rebel field goal unit ... at Vanderbilt (10/8/22): Appeared at left tackle for three snaps, along with playing on the line for all of the Rebels' kick attempts ... vs. Auburn (10/15/22): Played entirely on the Rebel field goal team ... at LSU (10/22/22): Checked in on special teams for the Rebels ... at Texas A&M (10/29/22): Saw all five of his snaps on the night on special teams ... vs. #9 Alabama (11/12/22): Notched four snaps of action on special teams against the Tide ... at Arkansas (11/19/22): Only saw time on special teams for the Rebels in Fayetteville ... vs. Mississippi State (11/24/22): Logged four snaps of action on the Rebel field goal unit ... **2021:** Saw action in six total games with three starts at left guard ... Earned first collegiate letter ... vs. Austin Peay (9/11/21): Made his collegiate debut, appearing on 24 snaps in a reserve role ... vs. #13 Arkansas (10/9/21): Lined up at left guard on 33 snaps ... at Tennessee (10/16/21): Made his first career start, playing 85 offensive snaps at left guard ... vs. LSU (10/23/21): Played 61 snaps at left guard, blocking for a rushing attack that picked up 266 yards on the ground ... at #18 Auburn (10/30/21): Started at left guard, playing 11 snaps ... **2020:** Did not see any action and was redshirted ... Member of the 2019-20 signing class ... **2020:** Did not see any action and was redshirted ... Member of the 2019-20 signing class ... **HIGH SCHOOL:** Rated a consensus three-star prospect across all major recruiting outlets ... Named to the 2019 Whataburger Super Team ... Selected to the 2019 All-Greater Houston second team by the Houston Chronicle ... Named to Houston All-VYPE second team as a senior ... Named Offensive MVP for Klein Cain HS following senior campaign ... Earned first team All-District 15-6A as a senior ... Tabbed second team All-District 15-6A during junior season ... Chose Ole Miss over offers from Arizona, Houston, Memphis and Texas Tech among others ... Coached by James Clancy ... **PERSONAL:** Son of Cedric Sr. and Terri Melton ... Full name is Cedric Dwayne Melton Jr. ... Born Feb. 18, 2002 ... Criminal justice major.

MELTON'S CAREER STATISTICS

—OFFENSE—

| YEAR | G-S |
|--------------|-------------|
| 2021 | 6-3 |
| 2022 | 10-0 |
| Total | 16-3 |

jack
68 MILLS JR. OL

Medfield, Mass. • Georgetown

6-4 • 315 • TR • General Business



Non-scholarship player who joined team for the second time prior to the start of spring drills ... Went through fall camp in 2021 ... **GEORGETOWN:** Was a member of the football team in 2021, but did not see any action ... **HIGH SCHOOL:** A four-year starter in high school ... Earned all-conference honors in 2018 and 2019 ... An All-New England honoree in 2019 ... Helped lead Dexter Southfield to the 2018 NEPSAC Championship and a runner-up finish in 2019 ... **PERSONAL:** Son of Bob and Laurie Mills ... Full name is Jack Robert Mills ... Born Feb. 26, 2001 ... Athletic Director's Honor Roll in fall 2022 and spring 2023 ... General business major.

8 monty
MONTGOMERY

Norcross, Ga. • Louisville

5-10 • 225 • TR • African American Studies

SR. LB



Ole Miss

Transfer who arrived on campus in January and participated in spring drills ... Veteran linebacker expected to see significant playing time at linebacker ... **LOUISVILLE:** Appeared in 39 games over four seasons at Louisville ... Recorded 161 total tackles, 23.5 tackles for a loss, 15.0 sacks, seven forced fumbles and three interceptions with the Cardinals ... Finished second on the team in tackles (70) and tackles for a loss (11.0) in 2022 ... Tore his right ACL after third game of the season and was redshirted ... **HUTCHINSON CC:** Named the 2018 Jayhawk Conference Defensive Player of the Year ... Also named the KJCCC Defensive Player of the Week three times and was the NJCAA National Defensive Player of the Week twice ... Led the Blue Dragons with 82 total tackles, including 45 unassisted tackles ... Totaled 18 tackles for loss, six quarterback sacks, three interceptions, two fumble recoveries returned for a touchdown ... Credited with five quarterback hurries in 2018 ... Earned NJCAA first-team All-America honors ... Recorded three defensive touchdowns, including two in one game against Dodge City ... **TULANE:** Did not play in any games and was redshirted ... **HIGH SCHOOL:** A four-year letterwinner at Norcross HS ... Tallied 139 tackles, 26 tackles for loss, four sacks and one interception as senior ... **PERSONAL:** Son of Izetta Gasden ... Full name is Cornelius Montel Montgomery ... Born Dec. 20, 1998 ... Athletic Director's Honor Roll in spring 2023 ... African American Studies major.

ethan
64 MORRIS

Columbia, Miss. • Columbia

6-2 • 265 • HS • Exercise Science

FR. OL



Ole Miss

Non-scholarship player who joined team prior to the start of fall camp ... **HIGH SCHOOL:** Four-year letterwinner at Columbia HS ... Helped lead the Wildcats to 1 state title and one south state championship ... Earned district MVP twice during prep career ... Was a two-time first team all-district selection ... Coached by Chip Bilderback ... Also lettered in track and field and powerlifting ... **PERSONAL:** Son of Angnetta Garner ... Full name is Ethan Scott Morris ... Born May 17, 2005 ... Exercise science major.

daniel
49 NEWMAN

Tallahassee, Fla. • Lincoln

5-9 • 195 • SQ • Criminal Justice

JR. S



Ole Miss

2022: Did not appear in any games ... 2021: Did not appear in any games ... 2020: Did not appear in any games and was redshirted ... Non-scholarship player who joined team prior to the start of fall camp ... **HIGH SCHOOL:** Four-year letterwinner at Lincoln HS ... Helped lead LHS to three straight district titles ... Earned All-Big Bend honors as a senior ... Coached by Anthony Hart ... Also lettered in basketball ... Coached by Matt Anderson ... **PERSONAL:** Son of Danny and Tyneta Newman and Kicia Thompson ... Full name is Daniel Newman ... Born Oct. 18, 2001 ... Dad, Danny, player collegiate football at Indiana State ... SEC Fall Academic Honor Roll in 2020, 2021 and 2022 ... Dean's Honor Roll in fall 2022 and spring 2023 ... Athletic Director's Honor Roll in spring 2020 ... Criminal justice major.

cedrick
66 NICELY

Gainesville, Ga. • Gainesville

6-5 • 310 • 1L • Multi-Disciplinary Studies

SO. OL



Ole Miss

2022: Appeared in one game as a reserve offensive lineman... vs. Central Arkansas (9/10/22): Played one snap at left guard ... 2021: Did not see any action and was redshirted ... Member of the 2020-21 signing class ... **HIGH SCHOOL:** Rated a three-star prospect by all major recruiting sites ... Named the No. 47 offensive tackles in the nation and No. 77 player in Florida by ESPN ... As a senior, recorded 15 pancake blocks, 23 opponent knockdowns, and 60 perfect plays ... Tabbed Georgia 6A All-Region in 2020 ... Chose Ole Miss over Georgia Tech, Liberty, South Carolina and USF, among others ... Also lettered in basketball ... Coached by Heath Webb ... **PERSONAL:** Son of Cedrick Nicely and Tamecia Miller ... Full name is Cedrick Maytwin Nicely ... Born March 23, 2002 ... Athletic Director's Honor Roll in spring 2023 ... Multi-disciplinary studies major.

NICELY'S CAREER STATISTICS

—OFFENSE—

| YEAR | G-S |
|-------|-----|
| 2022 | 1-0 |
| Total | 1-0 |

richard
24 O'BRYANT

Brandon, Miss. • Brandon

5-9 • 180 • 1L • Pharmaceutical Science

SO. CB



Ole Miss

2022: Appeared in one game for the Rebels and earned first collegiate letter ... vs. Central Arkansas (9/10/22): Rotated in for five snaps of action in the Rebel secondary, as well as special teams ... 2021: Did not see any game action and was redshirted ... Non-scholarship player who joined team prior to the start of spring drills ... **HIGH SCHOOL:** Competed in track and field and football ... Earned Class Favorite and Hall of Fame inductions and was voted Most School Spirited ... **PERSONAL:** Son of Velicia Stanley ... Full name is Richard Louis O'Bryant ... Born Nov. 7, 2001 ... Chancellor's Honor Roll in fall 2021 and spring ... SEC Fall Academic Honor Roll in 2022 ... Dean's Honor Roll in spring 2023 ... Athletic Director's Honor Roll in fall 2022 ... Pharmaceutical sciences major.

O'BRYANT'S CAREER STATISTICS

—DEFENSE—

| Year | G-S | UT | AT | TT | TFL-YDS | Sacks-Yds |
|-------|-----|----|----|----|---------|-----------|
| 2022 | 1-0 | 0 | 0 | 0 | 0.0-0 | 0.0-0 |
| Total | 1-0 | 0 | 0 | 0 | 0.0-0 | 0.0-0 |

| Year | FF | FR | PD | QBH | INT | BLK |
|-------|----|----|----|-----|-----|-----|
| 2022 | 0 | 0 | 0 | 0 | 0 | 0 |
| Total | 0 | 0 | 0 | 0 | 0 | 0 |

mac
33 OWEN

Tunica, Miss. • Memphis University School

6-1 • 175 • RS • Sport & Recreation Admin.

FR. WR



Ole Miss

2022: Did not appear in any games and was redshirted ... Non-scholarship player who joined team prior to the start of fall camp ... **HIGH SCHOOL:** Named All-State by the Tennessee Football Coaches Association and Tennessee Sports Writers Association ... Set the Memphis University School single-season and single-game receiving records ... Posted 1,210 yards receiving as a senior ... Helped lead MUS to a state runner-up finish during junior season ... **PERSONAL:** Son of Davis and Christian Owen ... Full name is James McGehee Owen ... Born April 15, 2003 ... Athletic Director's Honor Roll in fall 2022 ... Sport and recreation administration major.

89^{JJ} PEGUES

Oxford Miss. • Auburn

6-2 • 315 • 1L • Multi-Disciplinary Studies

SR.*
DT

Expected to see significant playing time on the defensive line ... **2022:** Appeared in 12 games as a reserve defensive lineman ... Totaled 26 tackles with five for a loss and three sacks ... vs. Troy (9/3/22): Rotated into the Rebels' defensive line to tally a sack for the team, his lone tackle of the game ... vs. Central Arkansas (9/10/22): Made one solo tackle after coming off the bench on the defensive line ... at Georgia Tech (9/17/22): Tallied one solo tackle and a QB hurry as a rotational piece of the Rebel defensive line ... vs. #7 Kentucky (10/1/22): Recorded four total tackles after rotating into the defensive line for the Rebels ... at Vanderbilt (10/8/22): Made three tackles off the bench for the Rebels ... vs. Auburn (10/15/22): Had six tackles, along with one QB hurry in the team's 48-34 victory ... at LSU (10/22/22): Saw 39 snaps of action ... at Texas A&M (10/29/22): Finished with two tackles, including a TFL and a sack ... Helped the Rebels convert on a fake punt with a 4-yard run ... vs. #9 Alabama (11/12/22): Tallied two tackles, including one TFL and one sack ... at Arkansas (11/19/22): Recorded one tackle as a rotational piece of the Rebel defensive line ... vs. Mississippi State (11/24/22): Capped off regular season with four tackles, including three solo and one TFL and a pass breakup ... Also caught a one-yard touchdown pass from Jaxson Dart on a Rebel goal line stand, marking his first career touchdown reception ... vs. Texas Tech (12/28/22): recorded one solo TFL and one pass breakup... Transfer who arrived on campus in January and participated in spring drills ... **AUBURN:** Played in 24 games with two starts over two seasons at Auburn ... Converted to defensive line from tight end during spring practice in 2021 and finished the season with 16 tackles ... A Preseason All-SEC 4th team selection by Phil Steele ... Hauled in seven receptions for 57 yards as a true freshman in 2020 ... Also recorded 14 rushing yards ... Had a season-high three receptions for 29 yards against LSU ... Named to the SEC First Year Academic Honor Roll ... **HIGH SCHOOL:** Led the Oxford Chargers to the Class 6A state championship as a senior ... Alabama-Mississippi All-Star Game honoree ... Clarion Ledger Dandy Dozen ... Top 10 prospect nationally at his position by 247, Rivals, ESPN ... Among top six recruits in state of Mississippi ... Coached by Chris Cutcliffe ... **PERSONAL:** Son of Jerry and Allison Pegues ... Full name is Jeremiah J'veon Pegues ... Born Nov. 25, 2001 ... Athletic Director's Honor Roll in spring 2023 ... Multi-disciplinary studies major.

PEGUES' CAREER STATISTICS

| —DEFENSE— | | | | | | |
|--------------|-------------|-----------|-----------|-----------|---------------|---------------|
| Year | G-S | UT | AT | TT | TFL-YDS | Sacks-Yds |
| 2020 (AU) | 11-1 | 0 | 0 | 0 | 0.0-0 | 0.0-0 |
| 2021 (AU) | 13-1 | 11 | 5 | 16 | 2.0-2 | 0.0-0 |
| 2022 (OM) | 12-0 | 15 | 11 | 26 | 5.0-24 | 3.0-19 |
| Total | 36-2 | 26 | 16 | 42 | 7.0-26 | 3.0-19 |

| Year | FF | FR | PD | QBH | INT | BLK |
|--------------|----------|----------|----------|----------|----------|----------|
| 2020 (AU) | 0 | 0 | 0 | 0 | 0 | 0 |
| 2021 (AU) | 0 | 0 | 0 | 0 | 0 | 0 |
| 2022 (OM) | 0 | 0 | 2 | 2 | 0 | 0 |
| Total | 0 | 0 | 2 | 2 | 0 | 0 |

| —RECEIVING— | | | | | |
|--------------|----------|-----------|----------|-----------|------------|
| Year | Rec | Yds | TD | Lg | Avg. |
| 2020 (AU) | 7 | 57 | 0 | 16 | 8.1 |
| 2021 (AU) | 0 | 0 | 0 | 0 | 0.0 |
| 2022 (OM) | 1 | 1 | 1 | 1 | 1.0 |
| Total | 8 | 58 | 1 | 16 | 7.3 |

PEGUES' CAREER HIGHS

TACKLES: 6, vs. Auburn (10/15/22) - at Ole Miss
 SOLO TACKLES: 3, 2x, MR: vs. Mississippi State (11/24/22) - at Ole Miss
 TFLs: 1.0, 7x, MR: vs. Texas Tech (12/28/22) - at Ole Miss
 SACKS: 1.0, 3x, MR: vs. Alabama (11/12/22) - at Ole Miss
 QB HURRIES: 1, vs. Auburn (10/15/22) - at Ole Miss
 PASS BREAKUPS: 1, 2x, MR: vs. Texas Tech (12/28/22) - at Ole Miss
 RUSHING ATTEMPTS: 2, 2x, MR: vs. Arkansas (10/10/20) - at Auburn
 RUSHING YARDS: 12, vs. Arkansas (10/10/20) - at Auburn
 RECEPTIONS: 3, vs. LSU (10/31/20) - at Auburn
 RECEIVING YARDS: 29, vs. LSU (10/31/20) - at Auburn
 RECEIVING TOUCHDOWNS: 1, vs. Mississippi State (11/24/22) - at Ole Miss

4 suntarine PERKINS

Raleigh, Miss. • Raleigh

6-3 • 205 • HS • Health & Physical Ed.

FR.
LB

Member of the 2022-23 signing class ... **HIGH SCHOOL:** A unanimous four-star prospect by all major recruiting outlets ... Unanimous Top 100 prospect by all outlets ... Rated the No. 1 player in Mississippi by On3, 247Sports and ESPN ... Rated the No. 2 linebacker in the nation and No. 35 overall prospect by 247Sports ... Under Armour All-American ... Clarion Ledger Dandy Dozen ... 2002 MHSAA 3A Mr. Football ... Named MVP of Mississippi-Alabama All-Star game after logging 10 tackles and three TFLs ... Played running back and linebacker, led Raleigh to its first state title in 2022 ... Ran 32 times for 331 yards and four touchdowns in state title game, adding six tackles and an interception defensively ... Totaled more than 5,000 all-purpose yards over high school career ... Ran for 2,078 yards and 32 TDs as a senior ... Amassed 267 tackles and 10 sacks over high school career ... Chose Ole Miss over offers from Alabama, Georgia, Texas, LSU, Florida, Oregon, Arkansas, Mississippi State and others ... Coached by Ryan Higdon ... **PERSONAL:** Son of Lucinda Owens ... Full name is Suntarine Margo Perkins ... Born Nov. 17, 2003 ... Health and physical education major.

53 cephas PETTIS

Crewe, Va. • James Madison

5-11 • 245 • TR • Computer Science

FR.
DE

Non-scholarship transfer who joined team prior to the start of fall camp ... **HIGH SCHOOL:** Part of four straight playoff teams at Nottoway, including 2A quarterfinalist in 2021 ... Earned 2A first team all-state honors as a senior ... Named first team all-region accolades as both an offensive and defensive lineman in 2021 ... Earned 2019 James River District Defensive Player of the Year as a sophomore ... Coached by Glen Pettis ... Also lettered in basketball ... Member of the National Honor Society member ... **PERSONAL:** Son of Clive Sr. and Sherry Pettis ... Full name is Clive Cephias Pettis Jr ... Born Nov. 25, 2003 ... Father, Clive, played football at James Madison ... Computer science major.

57 micah **PETTUS** SO. OL

Madison, Ala. • James Clemens

6-7 • 360 • 1L • General Business



Preseason All-American fourth team (Phil Steele) ... Preseason All-SEC second team (Phil Steele) ... Preseason All-SEC fourth team (Athlon) ... Expected starter at right tackle ... **2022:** Saw action in all 13 games with nine starts at right tackle ... vs. Troy (9/3/22): Took a total of 17 snaps at right tackle on the Ole Miss offensive line, as well as an additional four snaps on the Rebel PAT unit ... vs. Central Arkansas (9/10/22): Played 31 snaps at right tackle for the Rebels ... Also appeared on the field goal/extra point unit ... at Georgia Tech (9/17/22): Saw 32 snaps of action at right tackle off of the bench for the Rebels ... vs. Tulsa (9/24/22): Logged five snaps of action serving on the Rebel extra point unit ... vs. #7 Kentucky (10/1/22): Made his first career start for the Rebels at right tackle (66 snaps), where his performance earned him SEC Offensive Lineman of the Week honors ... at Vanderbilt (10/8/22): Made his second straight start at right tackle, tallying 57 snaps at the position ... vs. Auburn (10/15/22): Played as the team's starting right tackle for a total of 85 snaps ... at LSU (10/22/22): Got the start at right tackle, where he played all 79 snaps ... at Texas A&M (10/29/22): Started at right tackle on the Rebel offensive line, where he logged 82 of his 86 total snaps on the day ... vs. #9 Alabama (11/12/22): Served as the team's starting right tackle, logging 82 snaps at the position ... at Arkansas (11/19/22): Served as the team's starting right tackle for all 98 offensive snaps ... vs. Mississippi State (11/24/22): Served as starting center for the Rebels on Thanksgiving, playing 78 offensive snaps at the position ... vs. Texas Tech (12/28/22): Started at right tackle and played 63 offensive snaps ... **2021:** Did not see any action and redshirted ... Enrolled early and participated in spring drills ... Member of the 2020-21 signing class ... **HIGH SCHOOL:** Rated a four-star prospect by all major recruiting sites ... Touted as the No. 92 offensive tackle in the nation and the No. 42 player in Alabama by the 247Sports Composite ... Tabbed a Sports Illustrated All-American candidate ... Named a 2020 MaxPreps first team all-state selection ... 116 pancake blocks as a senior and 75 pancakes as a junior ... Didn't allow a sack or quarterback hurry in high school career ... Named a team captain in 2020 ... Chose Ole Miss over Florida State, Arkansas, Arizona State and Georgia Tech, among others ... Coached by Wade Waldrop ... **PERSONAL:** Son of Glenn and TJ Pettus ... Full name is Micah Glenn Pettus ... Born Dec. 14, 2002 ... Athletic Director's Honor Roll in fall 2022 and spring 2023 ... General business major.

PETTUS' CAREER STATISTICS

—OFFENSE—

| YEAR | G-S |
|--------------|-------------|
| 2022 | 13-9 |
| Total | 13-9 |

39 joshua **PFEIFER** SO. WR

Nashville, Tenn. • Father Ryan

6-1 • 175 • SQ • Sport & Recreation Admin.



2022: Did not appear in any games ... **2021:** Did not appear in any games and was redshirted ... Non-scholarship player who joined team prior to spring drills ... **HIGH SCHOOL:** Four-year letterwinner at Father Ryan HS ... Tallied 41 receptions for 440 yards and four touchdowns as a senior ... Earned team MVP and all-region honors in 2020 ... Hauled in 52 catches for 539 yards and four TDs ... Member of the National Honor Society and Dean's List ... Father, John, was a wide receiver at Eastern Michigan ... Brother, Zach, played receiver at Chattanooga ... Grandfather, Chuck Lovinski, was a quarterback at West Virginia ... Also lettered in basketball and track ... Coached by Brian Rector ... **PERSONAL:** Son of John and Karen Pfeifer ... Full name is Joshua Charles Pfeifer ... Born June 7, 2002 ... SEC Fall Academic Honor Roll in 2022 ... Chancellor's Honor Roll in fall 2021, spring 2022, and spring 2023 ... Dean's Honor Roll in fall 2022 ... Sport and recreation administration major.

48 charlie **POLLOCK** SO. P

Marietta, Ga. • Nevada

6-1 • 230 • SQ • General Business



2022: Did not play in any games ... Non-scholarship transfer who joined team during fall camp ... **NEVADA:** Did not play in any games in 2020 and was redshirted ... Was a member of Nevada's 2019-20 signing class ... **HIGH SCHOOL:** Four-year letterwinner at Walton HS ... Earned all-state honors as a junior and senior ... Named all-county during sophomore, junior and senior seasons ... Also lettered in track and field ... **PERSONAL:** Son of Andrew and Starr Pollock ... Full name is Charles Andrew Pollock ... Born June 21, 2002 ... Athletic Director's Honor Roll in spring 2023 ... General Business major.

94 tavion **PRATHER** JR. DT

Oxford, Miss. • Northwest Mississippi CC

6-3 • 245 • RS • Exercise Science



2022: Did not play in any games and was redshirted ... Non-scholarship transfer who arrived on campus in January and participated in spring drills ... **NORTHWEST MISSISSIPPI CC:** Appeared in 18 games over two seasons at Northwest Mississippi Community College ... Recorded 31 tackles, including seven for a loss ... Posted three sacks during senior season ... Recognized with an Academic All-MACCC selection ... Coached by Benjy Parker ... **HIGH SCHOOL:** Rated as a three star prospect by 247Sports ... Helped the Lafayette Commodores to a 9-4 record and the second round of the MHSAA Class 5A playoffs as a senior ... Recorded 64 tackles (51 solo), 19 TFLs, seven hurries, 3.5 sacks and three forced fumbles during his senior campaign ... First team All-Region 1-5A selection ... Also named second team defensive lineman by the Mississippi Association of Coaches and WCBI All-End Zone ... Tallied 88 tackles, 21.5 TFLs, 10 hurries, 9.5 sacks and four forced fumbles in his junior season ... Coached by Michael Fair ... **PERSONAL:** Son of Shameka Malone ... Full name is Tavion Khyree Prather ... Born Oct. 12, 2000 ... Athletic Director's Honor Roll in spring 2022 ... Exercise science major.

86 caden **PRIESKORN** SR.* TE

Lake Orion, Mich. • Memphis

6-5 • 255 • TR • Multi-Disciplinary Studies



Preseason All-SEC third team (Phil Steele) ... Transfer who arrived on campus in January and participated in spring drills ... Rated as the No. 5 tight end in the transfer portal this offseason by 247Sports ... **MEMPHIS:** Appeared in 29 games for the Tigers in three seasons after joining the Tigers in 2019 as a walk-on ... Recorded 55 career receptions with 681 yards and seven receiving TDs ... Was a 2022 first team All-AAC selection by Phil Steele and PFF ... A semifinalist for the 2022 John Mackey Award ... Was a 2022 Burlsworth Trophy nominee ... Led Memphis in receiving yards (602) and was tied for the lead in touchdown receptions (seven) in 2022 ... **FORK UNION MILITARY ACADEMY:** Played quarterback and tight end for the Blue Devils ... **HIGH SCHOOL:** Played quarterback in high school ... Helped Orchard Lake win a state title as a junior in 2016, throwing for 200 yards and two touchdowns ... **PERSONAL:** Son of Jill and Jerry Prieskorn ... Full name is Caden Reed Prieskorn ... Born Sept. 21, 1999 ... Multi-Disciplinary Studies major.

7

deantre PRINCE

Charleston, Miss. • Northeast Miss. CC

6-0 • 185 • 3L • Multi-Disciplinary Studies

SR.
CB

Preseason All-SEC fourth team (Athlon) ... Ole Miss' active career leader in interceptions (5) ... Veteran player ... expected to start at cornerback ... **2022:** Played in and started all 13 games at cornerback ... Finished with 39 total tackles, and one tackle for loss ... Recorded one interception and led the team with 11 pass breakups ... vs. Troy (9/3/22): Started at corner in the team's season-opener, finishing the day with three total tackles ... vs. Central Arkansas (9/10/22): Made the start at cornerback, but did not record any stats in the team's 59-3 victory ... at Georgia Tech (9/17/22): Made one solo tackle in the team's shutout win over the Yellow Jackets ... vs. Tulsa (9/24/22): Logged two solo tackles and a pass breakup as the team's starting boundary corner ... vs. #7 Kentucky (10/1/22): Finished with two solo tackles, one TFL and one pass breakup as the starting corner ... at Vanderbilt (10/8/22): Ended the day with six total tackles, along with recording four pass breakups, the most for a Rebel in a single game since 2020 ... vs. Auburn (10/15/22): Finished with five tackles and an interception in the team's 48-34 win over the Tigers ... at LSU (10/22/22): Logged four tackles and a pass breakup as the team's starting corner ... at Texas A&M (10/29/22): Made a total of five solo tackles as the team's starting cornerback, along with logging one pass breakup ... vs. #9 Alabama (11/12/22): Notched four tackles against the Crimson Tide as the Rebels' starting cornerback ... at Arkansas (11/19/22): Tallied two tackles and a pass breakup in the loss to the Razorbacks ... vs. Mississippi State (11/24/22): Notched two tackles as a starting corner in the Rebel secondary ... vs. Texas Tech (12/28/22): started and made three tackles and one pass breakup against the Red Raiders ... **2021:** Appeared in 13 games with seven starts as a defensive back ... Made 46 total tackles, including 33 solo stops ... Picked off two passes and forced a fumble ... Posted three pass breakups ... vs. Louisville (9/6/21): Picked off a pass and recorded one tackle as a reserve free safety ... vs. Austin Peay (9/11/21): Tallied two stops as a reserve cornerback ... vs. Tulane (9/18/21): Made his first start of the season at cornerback and recorded one tackle ... at #1 Alabama (10/2/21): Lined up as a reserve cornerback on 41 snaps, making two tackles ... vs. #13 Arkansas (10/9/21): Recorded two tackles in 26 snaps as a reserve cornerback ... at Tennessee (10/16/21): Broke up one pass and tallied a tackle ... vs. LSU (10/23/21): Recorded three tackles and a pass breakup as a starting cornerback ... at #18 Auburn (10/30/21): Forced a fumble and tallied a career-high eight total tackles in the start ... vs. Liberty (11/6/21): Notched four tackles in 81 snaps in the secondary ... vs. #11 Texas A&M (11/13/21): Tallied five tackles and a pass breakup in 52 snaps as a starting cornerback ... vs. Vanderbilt (11/20/21): Hauled in an acrobatic interception to seal the victory and added seven tackles ... at Mississippi State (11/25/21): Made seven tackles in 64 snaps as a starting defensive back ... vs. #7 Baylor (11/1/22): Started and made three tackles during Sugar Bowl ... Non-scholarship transfer who joined team prior to spring drills ... **NORTHEAST MISSISSIPPI CC:** Played one season at Northeast Mississippi Community College and saw action in five games ... Tallied 25 total tackles, including 23 solo stops, in 2019 ... Also registered two interceptions and one fumble recovery ... Coached by Greg Davis ... **OLE MISS:** Appeared in all 12 games as a true freshman for the Rebels in 2019 ... Started three games ... Registered 25 total tackles, including 18 solo stops ... Tallied two interceptions and two pass breakups ... Recorded first interception against No. 23 California ... Made a career-high seven tackles and added an interception against No. 1 LSU ... **HIGH SCHOOL:** Four-star prospect according to ESPN ... Rated a three-star prospect by Rivals, 247Sports and 247Sports Composite ... No. 16 prospect in the state of Mississippi according to ESPN and 247Sports ... Played in Mississippi/Alabama All-Star Game ... Totaled 41 tackles and one interception as a senior in 2018 ... Coached by Scott Martin ... **PERSONAL:** Son of Jackie Prince and Brandon Brown ... Full name is Deantre Antoine Prince ... Born Oct. 12, 2000 ... Multi-disciplinary studies major.

PRINCE'S CAREER STATISTICS

| —DEFENSE— | | | | | | |
|--------------|--------------|-----------|-----------|------------|--------------|--------------|
| Year | G-S | UT | AT | TT | TFL-YDS | Sacks-Yds |
| 2019 | 12-3 | 18 | 7 | 25 | 0.0-0 | 0.0-0 |
| 2021 | 13-7 | 33 | 12 | 45 | 0.0-0 | 0.0-0 |
| 2022 | 13-13 | 26 | 13 | 39 | 1.0-3 | 0.0-0 |
| Total | 38-23 | 77 | 32 | 109 | 1.0-3 | 0.0-0 |

| Year | FF | FR | PD | QBH | INT | BLK |
|--------------|----------|----------|-----------|----------|----------|----------|
| 2019 | 0 | 0 | 4 | 0 | 2 | 0 |
| 2021 | 1 | 0 | 5 | 0 | 2 | 0 |
| 2022 | 0 | 0 | 10 | 0 | 1 | 0 |
| Total | 1 | 0 | 20 | 0 | 5 | 0 |

PRINCE'S CAREER HIGHS

TACKLES: 8, at Auburn (10/30/21)
 SOLO TACKLES: 7, at Auburn (10/30/21)
 TFLs: 1.0, vs. Kentucky (10/1/22)
 INTERCEPTIONS: 1, 5x, MR: vs. Auburn (10/15/22)
 PASS BREAKUPS: 4, at Vanderbilt (10/8/22)
 FORCED FUMBLES: 1, at Auburn (10/30/21)

21

kedrick REESCANO

New Caney, Texas • New Caney

6-0 • 210 • HS • Exercise Science

FR.
RB

Member of the 2022-23 signing class ... **HIGH SCHOOL:** A unanimous four-star recruit by all major outlets ... Member of the ESPN 300, checking in at No. 283 ... Listed as the No. 103 recruit in the country by On3 ... Ranked as the No. 5 running back in the nation and No. 23 player in the state of Texas per On3 ... Finished his high school career with over 5,000 all-purpose yards ... Rushed for 1,849 yards in his senior season, averaging 8.3 yards per carry and 154.1 per game ... Found the end zone 35 times in 2022, 31 of which came on the ground ... Helped the Eagles go undefeated in district play and 11-1 overall in 2022 ... Racked up 1,542 yards and 22 touchdowns as a junior, earning District 8-5A first-team honors ... Was also an first-team all-district selection after totaling 1,157 yards and 14 touchdowns as a sophomore ... Also competes in track and field, where he finished second in the triple jump as a junior with a 48-1.5 at the Texas 5A State Championship ... Chose Ole Miss over offers from Michigan State, Oklahoma State, Penn State and Arkansas among others ... Coached by Travis Reeve ... **PERSONAL:** Son of Cedric Reescano and Courtney Washington ... Full name is Kedrick Anthony Reescano ... Born Feb. 25, 2005 ... Exercise science major.

99

desanto ROLLINS

Baton Rouge, La. • Parkview Baptist

6-3 • 305 • 2L • General Business

JR.
DT

2022: Saw action in two games as a reserve defensive lineman ... vs. Central Arkansas (9/10/22): Tallied two assisted tackles after subbing in for the Rebels on the defensive line ... at Georgia Tech (9/17/22): Appeared at defensive tackle and on special teams for the Rebels ... **2021:** Appeared in one game as a sophomore, lining up as a reserve defensive tackle against Austin Peay (9/11/21) ... **2020:** Did not see any action and was redshirted ... Member of the 2019-20 signing class ... **HIGH SCHOOL:** A consensus 3-star prospect ... Named first team all-state in 2018 and 2019 ... Posted 63 tackles with seven sacks, 10 tackles for a loss, three forced fumbles and a pair of fumble recoveries as a senior ... Registered 63 tackles, including 15 TFLs and 5.5 sacks, during junior season ... Tabbed honorable mention LWSA Louisiana all-state in 2018 ... Racked up 40 solo tackles, 20 TFLs, 15 sacks, five forced fumbles and four fumble recoveries as a sophomore ... Rated the No. 61 defensive tackle and No. 31 player in Louisiana by ESPN ... Ranked as the No. 66 DT and No. 41 player in Louisiana by 247Sports ... The 33rd ranked player in Louisiana by Rivals ... Chose Ole Miss over offers from Tennessee, Oregon, Colorado and Virginia ... Also lettered in basketball at PBHS ... Coached by Stefan Lefors ... **PERSONAL:** Son of Connie Hollins and the late Robert Rollins ... Full name is DeSanto Christopher Rollins ... Born Oct. 16, 2001 ... 2020-21 SEC First-Year Honor Roll ... SEC Fall Academic Honor Roll in 2021 and 2022 ... Chancellor's Honor Roll in fall 2021, fall 2022 and spring 2023 ... Dean's Honor Roll in spring 2021 ... Athletic Director's Honor Roll in fall 2020 ... General business major.

ROLLINS' CAREER STATISTICS

| —DEFENSE— | | | | | | |
|--------------|------------|----------|----------|----------|--------------|--------------|
| Year | G-S | UT | AT | TT | TFL-YDS | Sacks-Yds |
| 2021 | 1-0 | 0 | 0 | 0 | 0.0-0 | 0.0-0 |
| 2022 | 2-0 | 0 | 2 | 2 | 0.0-0 | 0.0-0 |
| Total | 3-0 | 0 | 2 | 2 | 0.0-0 | 0.0-0 |

| Year | FF | FR | PD | QBH | INT | BLK |
|--------------|----------|----------|----------|----------|----------|----------|
| 2021 | 0 | 0 | 0 | 0 | 0 | 0 |
| 2022 | 0 | 0 | 0 | 0 | 0 | 0 |
| Total | 0 | 0 | 0 | 0 | 0 | 0 |

brycen 62 SANDERS

Chattanooga, Tenn. • Baylor School
6-6 • 295 • HS • General Business

FR.
OL



Ole Miss

Member of the 2022-23 signing class ... **HIGH SCHOOL:** Unanimous 4-star prospect by all major recruiting outlets ... Ranked one of the top 300 prospects nationally in the On3 Consensus rankings ... The No. 6 overall prospect in Tennessee and the No. 18 interior offensive lineman in the nation according to On3 Consensus ... Two-time All-State selection (2021, 2022) ... All-American Bowl selection ... Four-year letterwinner in football, led Baylor to 2022 state title ... Three-year letterwinner in track and field, qualified for Tennessee state championships in shot put and discus ... Lettered one year in wrestling, helped guide Baylor School to state title ... Chose Ole Miss over offers from Tennessee, Oklahoma, Arkansas, Auburn, Georgia, LSU, Mississippi State, TCU and others ... Coached by Erik Kimrey ... Will be a mid-year enrollee ... **PERSONAL:** Son of Gary and Allie Sanders ... Full name is Brycen Gary Sanders ... Born May 13, 2004 ... Father, Gary, played football at Middle Tennessee State and served as Brycen's o-Line coach at Baylor School ... Dean's Honor Roll in spring 2023 ... General business major.

3 spencer SANDERS

Denton, Texas • Oklahoma State
6-1 • 210 • TR • Multi-Disciplinary Studies

SR.
QB



Ole Miss

Transfer who arrived on campus in January and participated in spring drills ... Four-star transfer (No. 19 overall) by On3 ... Enters 2023 No. 3 among active FBS QBs in career rushing yards (1,956), No. 4 in total offense (11,509), No. 7 in passing yards (9,553) and No. 12 in passing TDs (67) ... **OKLAHOMA STATE:** Started 41 games in 43 appearances from 2019-22, helping OSU to four bowl berths ... Went 30-11 as the starter ... Ended as OSU's career record holder in rushing yards by a QB (1,956) and offensive plays (1,746) ... OSU single-game records in pass attempts (67) and plays (84) ... Second at OSU in career passing yards (9,553), pass attempts (1,253) and total offense (11,509) ... Third all-time in completions (765), passing TDs (67), passing yards per game (222.2), TDs responsible for (85) and total offense per game (267.7) ... Eight career 300-yard passing games, two beyond 400 ... Three career 100-yard rushing games ... 2022 Preseason All-Big 12 ... 2022 Maxwell Award preseason watch list ... 2022 Walter Camp Award preseason watch list ... 2022 Davey O'Brien Award preseason watch list ... 2022 Johnny Unitas Golden Arm Award preseason watch list ... 2022 Manning Award preseason watch list ... 2022 Earl Campbell Tyler Rose Award preseason watch list ... 2022 Reese's Senior Bowl watch list ... 2021 First Team All-Big 12 (Coaches) ... Two-time Honorable Mention All-Big 12 ... Davey O'Brien QB Class of 2022 ... 2021 PlayStation Fiesta Bowl Offensive MVP ... 2020 Cheez-It Bowl MVP ... 2019 Big 12 Offensive Freshman of the Year ... 2019 OSU Russell Okung Award (outstanding newcomer) ... 2019 Second Team Academic All-Big 12 ... Two-time Big 12 Offensive Player of the Week ... Two-time Big 12 Newcomer of the Week ... 2022 PlayStation Fiesta Bowl Offensive MVP honors after leading OSU from down 21 to Fiesta Bowl win ... Had 496 yards of total offense in the Fiesta Bowl, including 371 passing with no interceptions and 125 rushing ... **HIGH SCHOOL:** 2017-18 Texas Gatorade State Player of the Year ... Mr. Texas Football by Dave Campbell's Texas Football magazine ... Compiled a 46-6 record in 52 career starts, passing for 8,747 yards despite suffering two season-ending injuries ... Led the Raiders deep in the UIL State Playoffs throughout his career, finishing as a Class 6A D1 quarterfinalist in 2015 and a Class 5A D1 semifinalist in 2016 and 2017 ... Threw for 3,845 yards and 54 touchdowns, rushed for 1,380 rushing yards and 16 touchdowns on the ground during his senior season ... Eighth 100-yard rushing game of his senior season in the state semifinals, rushing 16 times for 160 yards and two TDs while passing for 256 yards and three TDs ... 2017 finalist for the Landry Award, which recognizes the top high school football player in North Texas who demonstrates positive character and leadership attributes ... Passed for 3,288 yards and 35 TDs to just five interceptions as a junior in 2016, while also rushing for 1,099 yards and 18 TDs as a junior ... Concluded his career with 146 total TDs (106 passing, 40 rushing) ... 2018 U.S. Army All-American Bowl ... Four-star prospect by ESPN and 247Sports, while Rivals had him as a three-star prospect ... ESPN No. 7 dual threat QB in the 2018 class, top QB prospect from Texas ... 247Sports' composite No. 9 dual threat QB, No. 27 prospect in Texas ... ESPN300 as the No. 115 recruit ... **PERSONAL:** Son of David and Carrie Sanders ... Born Dec. 15, 1999 ... Sister, Carissa, played soccer at North Texas ... Multi-disciplinary studies major.

91 myles SAULSBERRY

Memphis, Tenn. • UT Martin
6-2 • 290 • TR • Freshman Studies

FR.
DT



Ole Miss

Non-scholarship transfer who joined the team prior to the start of fall camp ... **UT MARTIN:** Did not play in any games and was redshirted ... **HIGH SCHOOL:** Helped Lausanne Collegiate to a 9-2 overall record and an appearance in the state semifinals ... Tallied 56 tackles, 23 tackles for loss and 11 sacks during his senior campaign ... Named to PRZTN Division II-Class AA All-State first team defense ... Named to TnFCA Division II-AA all-state team ... Represented the Blue team and garnered Defensive MVP honors after tallying four tackles, two sacks and a forced fumble during the 19th annual AutoZone Liberty Bowl High School All-Star Game in December 2021 ... Represented Team Blaze in the Nashville All American Bowl ... Coached by Kevin Locastro ... **PERSONAL:** Son of Tara Brownlee ... Born June 29, 2003 ... Freshman studies major.

5 john SAUNDERS JR.

High Point, N.C. • Miami (Ohio)
6-2 • 200 • TR • Multi-Disciplinary Studies

SR.*
S



Ole Miss

Transfer who arrived on campus in January and participated in spring drills ... **MIAMI (OH):** Appeared in 23 games over three seasons for the Redhawks ... Led Miami in pass breakups with 10 in 2022 ... Racked up 52 total tackles, two interceptions, and one forced fumble during the 2022 season ... Had five interceptions over his last two seasons including a pick-six against Cincinnati in his second career game ... **HIGH SCHOOL:** Played at High Point Christian High School for head coach Scott Bell ... Recorded 900 receiving yards and 17 touchdowns as a wide receiver his senior season ... Earned First Team All-State honors his senior season ... Racked up 30 total touchdowns during his junior season, 19 passing and 12 rushing/receiving ... **PERSONAL:** Son of Rhonda Moore and John Saunders ... Full name is John Lamont Saunders Jr. ... Born Oct. 24, 2001 ... Cousin, Jaquan Brisker, plays safety for the Chicago Bears ... Multi-disciplinary studies major.

94 christian SCHANEFELT

Decatur, Ill. • Warrensburg-Latham
6-0 • 200 • RS • Mechanical Engineering

FR.
K



Ole Miss

2022: Appeared in one game and was redshirted ... Earn first collegiate letter ... vs. Central Arkansas (9/10/22): Connected on both of his PAT attempts ... Also kicked the ball off three times for the Rebels ... Non-scholarship player who joined the team prior to the start of fall camp ... **HIGH SCHOOL:** Lettered in both football and soccer at Warrensburg-Latham HS ... **PERSONAL:** Son of Rod and Kathy Schanefelt ... Full name is Christian Kenneth Schanefelt ... Born Dec. 6, 2003 ... 2022-23 SEC First-Year Honor Roll ... Athletic Director's Honor Roll in fall 2022 and spring 2023 ... Mechanical engineering major.

44 ali SCOTT

Powder Springs, Ga. • Grand View
6-0 • 215 • TR • Multi-Disciplinary Studies

JR.
RB



Ole Miss

Non-scholarship transfer who joined the team prior to the start of fall camp ... **GRAND VIEW:** Appeared in 29 games over two seasons for the Vikings ... Racked up 1,052 rushing yards and 1,135 all-purpose yards with 19 touchdowns in 2022 ... Named First Team All-Conference in 2022 and Second Team All-Conference in 2021 ... **HIGH SCHOOL:** Two-time letterwinner at McEachern HS ... Racked up 465 all-purpose yards, including 258 kick return yards and four total touchdowns ... Averaged 46.5 yards per game ... **PERSONAL:** Son of Al and Shawn Scott ... Full name is Alihaja Dewitt Scott Jr. ... Born Feb. 22, 2000 ... Multi-disciplinary studies major.

39 **carter SHORT** SO. / LS  

Hoover, Ala. • Alabama
5-10 • 195 • 1L • General Business

2022: Appeared in one contest and earned first collegiate letter ... vs. Central Arkansas (9/10/22): Checked in as long snapper for two Rebel kick attempts ... Non-scholarship transfer who arrived on campus prior to the start of fall camp ... **ALABAMA:** Did not see any action and was redshirted ... **HIGH SCHOOL:** Four-year letterwinner at Hoover High School ... Played long snapper on the football team ... Played in the Alabama/Mississippi All-star game and was named an Adidas All-American ... Also played baseball ... **PERSONAL:** Son of Ben and Tammy Short ... Full name is Carter Benjamin Short ... Born Dec. 11, 2002 ... General business major.

8 **austin SIMMONS** FR. / QB  



Moore Haven, Fla. • Moore Haven
6-3 • 195 • HS • Exercise Science

Member of the 2022-23 signing class ... **HIGH SCHOOL:** A consensus four-star quarterback prospect by ESPN, On3, Rivals and 247Sports Composite ... Ranked 77th nationally by ESPN in the 2025 class but reclassified to the 2023 class ... Rated as the No. 156 player in the country and No. 10 quarterback by Rivals ... Also listed as the No. 52 recruit in the state of Florida by On3 ... Passed for 3,253 yards and 27 touchdowns as a senior ... Served as team captain in 2022-23 and was a two-time all-state selection ... Appeared in six games as a freshman, throwing for 1,913 yards and 15 scores as a junior ... A two-sport athlete, Simmons also starred on the diamond tossing back-to-back no hitters as a freshman and hit .365 as a sophomore ... Chose Ole Miss over Florida, Tennessee, Auburn and others ... Coached by Jack Garrett... **PERSONAL:** Son of David Simmons and Faye Fernander ... Full name is Austin David Simmons ... Born Nov. 8, 2005 ... Exercise science major.

82 **larry SIMMONS** FR. / WR  

Moss Point, Miss. • Moss Point
6-1 • 190 • RS • Sport & Recreation Admin.

2022: Appeared in one game as a backup wideout and was redshirted ... Earned first collegiate letter ... at Georgia Tech (9/17/22): Saw one snap of action at wide receiver in the Rebel offense ... Member of the 2021-22 signing class ... **HIGH SCHOOL:** Rated a consensus three-star prospect by all major recruiting services ... Rated the No. 2 receiver and No. 10 prospect out of Mississippi by 247Sports ... Selected to Mississippi/Alabama All-Star Game ... Selected to 4A All-State Team ... Named Region 8 MVP ... Totaled 2,688 receiving yards and 82 touchdowns over his high school career ... Coached by Eugene Harmon ... Chose Ole Miss over Alabama, Auburn, Florida State, Miami and others ... **PERSONAL:** Son of Shermenida Simmons ... Full name is Larry O'morrie Simmons ... Born Aug. 21, 2003 ... 2022-23 SEC First-Year Honor Roll ... Dean's Honor Roll in fall 2022 ... Athletic Director's Honor Roll in fall 2022 ... Sport and recreation administration major.

47 **wyatt SMALLEY** FR. / TE  

Milton, Ga. • Milton
6-3 • 210 • HS • Geological Engineering

Non-scholarship player who joined the team prior to the start of fall camp ... **HIGH SCHOOL:** Played his prep career at Milton HS ... Served as team captain as a senior ... Helped lead the Eagles to four region titles ... Tallied 44 solo tackles and 11.5 tackles for loss in 2022 ... Earned first team all-region as a senior ... **PERSONAL:** Son of Jon and Brooke Smalley ... Full name is Wyatt William Smalley ... Born April 5, 2005 ... Grandfather played football at Florida State ... Geological engineering major.

58 **demarcus SMITH** SO. / DT  

Birmingham, Ala. • A.H. Parker
6-3 • 295 • SQ • Sport & Recreation Admin.

2022: Did not appear in any games ... 2021: Did not see any action and was redshirted ... Member of the 2020-21 signing class ... **HIGH SCHOOL:** Rated as a three-star prospect by all major recruiting sites ... Ranked the No. 42 strongside defensive end in the nation and No. 27 player in Alabama by Rivals ... Also lettered in basketball ... Chose Ole Miss over Mississippi State, Tennessee, Nebraska and Kansas, among others ... Coached by Andre Robinson (2018-19) and Frank Warren (2020) ... **PERSONAL:** Son of Shandrina Johnson ... Full name is DeMarcus Rashaun Smith ... Born Jan. 23, 2003 ... Multi-disciplinary studies major.

22 Jarell **STINSON** SO. CB 

Opelika, Ala. • Opelika

5-9 • 170 • 1L • General Business



2022: Appeared in all 13 games during true freshman campaign primarily on special teams ... Earned first collegiate letter ... vs. Troy (9/3/22): Played in six snaps for special teams, five of which came on the Rebels' kickoff coverage unit ... vs. Central Arkansas (9/10/22): Checked into the game on defense and special teams ... at Georgia Tech (9/17/22): Appeared on various special teams units for the Rebels ... vs. Tulsa (9/24/22): Saw action on multiple special teams units ... vs. #7 Kentucky (10/1/22): Rotated in on multiple special teams units but did not find his way onto the stat sheet ... at Vanderbilt (10/8/22): Checked in on multiple Rebel special teams units ... vs. Auburn (10/15/22): Saw all of his action on special teams ... at LSU (10/22/22): Made appearances on multiple special teams units against the Tigers ... at Texas A&M (10/29/22): Made his first career tackle for the Rebels on special teams ... vs. #9 Alabama (11/12/22): Logged time across multiple special teams units ... at Arkansas (11/19/22): Saw all of his time on special teams for the Rebels ... vs. Mississippi State (11/24/22): Logged 17 snaps of action for the Rebels on various special teams units ... vs. Texas Tech (12/28/22): Played four snaps during Texas Bowl, with three of those coming in kick coverage ... Member of the 2021-22 signing class ... **HIGH SCHOOL:** Rated a three-star prospect by 247Sports Composite, On3 and Rivals ... Ranked as the No. 42 cornerback in the nation according to 247Sports Composite ... Rated a top-30 recruit in the state of Alabama by 247Sports, On3, Rivals and ESPN ... As a junior, recorded a total of 80 tackles, one interception and two punt returns for touchdowns ... Selected to play in the Mississippi-Alabama All-Star Classic ... 2020 Alabama Sports Writers Association Class 6A All-State First Team Defense selection ... Named as an Opelika-Auburn News Super 8 Senior honoree for the 2021 season ... Recognized on Sports Illustrated's Class of 2022 All-American Watch List ... Also has competed on Opelika's track and field team, where he has won a total of 10 different AHSAA Class 6A State Championships, including for the 100-, 200- and 400-meter dash ... Chose Ole Miss over offers from Auburn, Florida, Florida State, and Penn State, among others ... Coached by Erik Speakman ... Will be a mid-year enrollee ... **PERSONAL:** Son of Brian and Keisha Stinson ... Full name is Jarell Martez Stinson ... Born Jan. 6, 2004 ... SEC Fall Academic Honor Roll in 2022 ... Athletic Director's Honor Roll in spring 2022 and fall 2022 ... General business major.

STINSON'S CAREER STATISTICS

—DEFENSE—

| Year | G-S | UT | AT | TT | TFL-YDS | Sacks-Yds |
|--------------|-------------|----------|----------|----------|--------------|--------------|
| 2022 | 13-0 | 1 | 0 | 1 | 0.0-0 | 0.0-0 |
| Total | 13-0 | 1 | 0 | 1 | 0.0-0 | 0.0-0 |

| Year | FF | FR | PD | QBH | INT | BLK |
|--------------|----------|----------|----------|----------|----------|----------|
| 2022 | 0 | 0 | 0 | 0 | 0 | 0 |
| Total | 0 | 0 | 0 | 0 | 0 | 0 |

STINSON'S CAREER HIGHS

TACKLES: 1, at Texas A&M (10/29/22)

95 Akelo **STONE** JR. DT 

Savannah, Ga. • Georgia Tech

6-2 • 280 • TR • General Business



Transfer who joined the team prior to the start of fall camp ... **GEORGIA TECH:** Appeared in 21 games over three seasons for the Yellow Jackets ... Played in all 12 games in 2022 with four tackles for loss, one sack, and one pass breakup ... **HIGH SCHOOL:** Rated as a three-star prospect by Rivals, 247Sports and ESPN ... Tabbed as the No. 38-ranked weakside defensive end in the nation and the No. 77-ranked player in the state of Georgia by Rivals ... Named to 2020 GSWA Class AAA All-State Team ... All-region honoree ... Recorded more than 100 tackles and 40 tackles for loss over the final two seasons of his prep career ... Helped lead team to a perfect 10-0 regular season and 11-1 overall record as a senior in 2019 ... Anchored a defense that allowed just 11.4 points per game during senior campaign ... Coached by Robert Edwards ... **PERSONAL:** Son of Tachia Dillard ... Full name is Akelo Kenyatta Stone Jr. ... Born April 25, 2001 ... General business major.

13 Ladarius **TENNISON** JR. S 

Rockledge, Fla. • Auburn

5-9 • 200 • 1L • Multi-Disciplinary Studies



Expected to see playing time in the defensive secondary ... **2022:** Appeared in all 13 games with eight starts in the Ole Miss secondary ... Tallied 54 total tackles and a team-high 10 tackles for loss ... Registered two fumble recoveries and two pass breakups ... vs. Troy (9/3/22): Saw seven snaps of action playing on the Rebels' special team units, primarily playing on the team's punt return unit ... vs. Central Arkansas (9/10/22): Racked up three total tackles, one TFL and one sack along with returning a fumble 25 yards for an Ole Miss touchdown on special teams ... at Georgia Tech (9/17/22): Started at strong safety for the Rebels, helping to bring in half of a TFL on the stat sheet ... vs. Tulsa (9/24/22): Made a career-high and team-high 12 total tackles against the Golden Hurricane as the starting slot corner ... vs. #7 Kentucky (10/1/22): Finished the day with one tackle, with that tackle being for a loss in the team's 22-19 win ... at Vanderbilt (10/8/22): Finished with two tackles, one TFL, one fumble recovery and a pass breakup after getting the start at safety ... vs. Auburn (10/15/22): Made a total of seven tackles as a starting safety for the Rebels, including 1.5 TFLs ... at LSU (10/22/22): Ended his day with two tackles as a rotational safety ... at Texas A&M (10/29/22): Made four tackles after getting the start at safety for the Rebels, including one TFL ... vs. #9 Alabama (11/12/22): Notched four tackles for the Rebel secondary against the Crimson Tide ... at Arkansas (11/19/22): Rotated into the Rebel secondary to record four total tackles on the night, including a season-high two TFLs against the Razorbacks ... vs. Mississippi State (11/24/22): Logged three total tackles for the Rebels on Thanksgiving, including a pair of solo tackles ... vs. Texas Tech (12/28/22): Earned the start in the secondary and tallied seven total tackles ... Transfer who arrived on campus in January and participated in spring drills ... **AUBURN:** Was a key contributor on special teams as a hard-hitting tackler ... Appeared in 21 games in two seasons with the Tigers ... Recorded a career-best nine tackles, including 2.5 for a loss against Mississippi State (11/13) ... Played in every game as a true freshman, seeing action in the secondary and deep on kick returns ... **HIGH SCHOOL:** Rated a four-star prospect out of Rockledge by all major recruiting sites ... Under Armour All-American ... Member of the ESPN 300, checking in at No. 140 ... Ranked as the No. 4 athlete in the country by 247Sports and ESPN ... Also listed as the 23rd-best player in the state of Florida by ESPN ... Played both sides of the ball, lining up at safety and as a running back ... Rushed for over 1,700 yards in his final two seasons, while recording 98 tackles, including 24.0 for a loss as a senior ... Impacted the game, making 17 sacks and picking off three passes ... Totaled nearly 3,000 all-purpose yards in his final two years at Rockledge ... Finished his high school career with 222 total tackles ... Named Space Coast Daily Player of the Year ... Also lettered in track and field ... **PERSONAL:** Son of Turkessa Robinson ... Full name is Ladarius Stephan Tennison ... Born Jan. 31, 2001 ... Athletic Director's Honor Roll in fall 2022 ... Multi-disciplinary studies major.

TENNISON'S CAREER STATISTICS

—DEFENSE—

| Year | G-S | UT | AT | TT | TFL-YDS | Sacks-Yds |
|--------------|--------------|-----------|-----------|-----------|----------------|--------------|
| 2020 (AU) | 11-2 | 13 | 8 | 21 | 0.0-0 | 0.0-0 |
| 2021 (AU) | 11-3 | 14 | 7 | 21 | 4.5-12 | 0.0-0 |
| 2022 (OM) | 13-8 | 29 | 25 | 54 | 10.0-29 | 1.0-9 |
| Total | 35-13 | 56 | 40 | 96 | 14.5-41 | 1.0-9 |

| Year | FF | FR | PD | QBH | INT | BLK |
|--------------|----------|----------|----------|----------|----------|----------|
| 2020 (AU) | 0 | 0 | 0 | 0 | 0 | 0 |
| 2021 (AU) | 0 | 0 | 0 | 0 | 0 | 0 |
| 2022 (OM) | 0 | 2 | 2 | 0 | 0 | 0 |
| Total | 0 | 2 | 2 | 0 | 0 | 0 |

TENNISON'S CAREER HIGHS

TACKLES: 12, vs. Tulsa (9/24/22) - at Ole Miss
 SOLO TACKLES: 6, 2x, MR: vs. Mississippi State (11/13/21) - at Auburn
 TFLs: 2.5, vs. Mississippi State (11/13/21) - at Auburn
 SACKS: 1.0, vs. Central Arkansas (9/10/22) - at Ole Miss
 FUMBLE RECOVERIES: 1, 2x, MR: at Vanderbilt (10/8/22) - at Ole Miss
 PASS BREAKUPS: 1, at Vanderbilt (10/8/22) - at Ole Miss
 PASS BREAKUPS: 1, at Vanderbilt (10/8/22) - at Ole Miss

mark
48 TRIGG JR.

Roswell, Ga. • Roswell

6-3 • 200 • HS • General Business

FR. / LB



Ole Miss

Non-scholarship player who joined the team prior to the start of fall camp ... **HIGH SCHOOL:** Four-year player at Roswell High School ... Racked up 113 tackles, 15 tackles for loss, and 12 sacks during his senior season ... 2022 all-state honorable mention selection ... 2022 first team 6-7A All-Region ... 2022 first team All-North Fulton ... 2022 Outstanding Defensive Player of the Year ... **PERSONAL:** Son of Mark Sr. and Darlene and Trigg ... Full name is Mark Gerald Trigg Jr. ... Born March 18, 2003 ... General business major.

0 michael
TRIGG

Tampa, Fla. • USC

6-3 • 240 • 1L • Multi-Disciplinary Studies

JR. / TE



Ole Miss

Preseason All-SEC third team (Athlon) ... **2022:** Appeared in seven games with six starts at tight end ... Missed the middle part of the season due to injury ... Hauled in 17 catches for 156 yards and three touchdowns ... vs. Troy (9/3/22): Started for the Rebels at tight end in his Ole Miss debut, leading the team in both receptions (4) and receiving yards (33) on the day ... vs. Central Arkansas (9/10/22): Tied the school record of three receiving touchdowns in a single game ... Ended his day with five catches for 28 yards as the team's starting tight end ... at Georgia Tech (9/17/22): Finished the day with one reception for 10 yards ... vs. Tulsa (9/24/22): Logged three catches for 16 yards as the starting tight end ... vs. #7 Kentucky (10/1/22): Brought in three receptions for 41 yards serving as the starting tight end for the Rebels ... at Vanderbilt (10/8/22): Made one reception for a season-long of 28 yards ... John Mackey Award watch list ... Preseason All-SEC third team (Lindy's) ... Transfer who arrived on campus in January and participated in spring drills ... Rated as the No. 1 tight end and No. 19 overall player in the transfer portal this offseason by 247Sports ... **USC:** Appeared in six games as a true freshman ... Hauled in seven receptions for 109 yards and a touchdown ... Recorded his first collegiate catch, going for seven yards, against Stanford (9/11) ... Made a career-high three receptions for 44 yards against Oregon State (9/25) ... Found the endzone for the first time in his career, breaking away for a 46-yard reception and finished with a career best 51 receiving yards in the victory over Colorado (10/2) ... **HIGH SCHOOL:** A consensus four-star prospect by all major recruiting sites ... Under Armour All-American ... Rated the No. 128 player nationally in the 247Sports Composite rankings ... Member of the ESPN300, ranked as the No. 158 player in the country ... Also listed on the Rivals 100, as the 68th best player in the nation ... Touted as the No. 3 tight end prospect in the Class of 2021 by ESPN and Rivals ... A top-25 recruit in the state of Florida according to Rivals and 247Sports Composite ... Caught 30 passes for 586 yards and five touchdowns in seven games after transferring to Carrollwood Day as a senior ... Amassed 1,902 all-purpose yards and 29 touchdowns in his career at Seffner Christian High School ... Also saw action as a defensive end, racking up 83 total tackles, including 24.5 TFLs and 11.0 sacks as a junior ... Earned First Team All-State honors as a sophomore and junior ... Named a Sports Illustrated All-American Finalist ... Also played basketball at Carrollwood Day and Seffner Christian, averaging 22.6 points as a junior and 20 points as a sophomore ... Chose Ole Miss over Alabama, LSU, USC and others ... Coached by Mark Jones ... **PERSONAL:** Son of Michael and Tywanca Trigg ... Full name is Michael Justice Trigg ... Born June 27, 2002 ... Multi-disciplinary studies major.

TRIGG'S CAREER STATISTICS

—RECEIVING—

| Year | G-S | Rec | Yds | TD | Lg | Avg. |
|--------------|--------------|-----------|------------|----------|-----------|-------------|
| 2021 (USC) | 6-4 | 7 | 109 | 1 | 46 | 15.6 |
| 2022 (OM) | 7-6 | 17 | 156 | 3 | 28 | 9.2 |
| Total | 24-10 | 24 | 265 | 4 | 46 | 11.0 |

TRIGG'S CAREER HIGHS

RECEPTIONS: 5, vs. Central Arkansas (9/10/22)
RECEIVING YARDS: 51, at Colorado (10/2/21)
RECEIVING TOUCHDOWNS: 3, vs. Central Arkansas (9/10/22)
LONG RECEPTION: 46, at Colorado (10/2/21)

isaac
99 UKWU

Upper Marlboro, Md. • James Madison

6-3 • 260 • TR • Sports Analytics

SR. / DE



Ole Miss

Transfer who arrived on campus prior to the start of fall camp ... **JAMES MADISON:** Appeared in 28 career games at JMU with 25 starts ... Recorded 27.5 tackles for loss and 16.5 sacks in three seasons with the Dukes ... Earned honorable mention All-America and first team All-Sun Belt honors in 2022 after registering 40 total tackles, including 7.5 sacks and 10.5 tackles for loss ... Started all 14 games in 2021 with 43 tackles and 16.5 TFLs ... Missed entire 2019 and 2020 seasons due to injury ... **HIGH SCHOOL:** Earned MPSSAA 4A first team all-state accolades as a junior and senior at Wise HS ... Was an honorable mention all-metro selection as a senior ... Helped Wise to 4A state championship in 2016 with a perfect 14-0 record ... Was a participant in Maryland Crab Bowl ... **PERSONAL:** Son George and Ibitubo Ukwu ... Full name is Isaac Egboida Omiete Ukwu ... Born Jan. 14, 1999 ... Graduated with a bachelor's degree in computer science in 2020 from James Madison ... Currently enrolled in master's program in sports analytics.

rayf
36 VINSON

Madison, Miss. • Madison-Ridgeland Academy

6-0 • 195 • SQ • Exercise Science

SO. / WR



Ole Miss

Moved back to wide receiver from safety before the start of fall camp ... **2022:** Did not appear in any games ... Switched from wide receiver to safety prior to the beginning of fall camp ... **2021:** Did not participate in any games and was redshirted ... Non-scholarship player who joined the team prior to the start of fall camp ... **HIGH SCHOOL:** Four-year starter at Madison-Ridgeland Academy ... Three-time all-conference selection ... Helped lead Madison-Ridgeland to two state championships including a perfect 13-0 mark as a senior ... In 2020, tallied 1,200 yards of total offense and 21 touchdowns ... Also ran track ... Coached by Herbert Davis ... **PERSONAL:** Son of David and Angie Vinson ... Full name is Rayf Micheal Vinson ... Born April 15, 2002 ... Father, David, was a three-year football letterwinner (1993-95) and co-captain for the Rebels ... SEC Fall Academic Honor Roll in 2022 ... Athletic Director's Honor Roll in fall 2022 and spring 2023 ... Dean's Honor Roll in fall 2021 ... Exercise Science major.

19 dayton **WADE**
 Atlanta, Ga. • Western Kentucky
 5-9 • 175 • 1L • Multi-Disciplinary Studies

SR.*
WR



Ole Miss

2022: Appeared in all 13 games with five starts at wide receiver ... Hauled in 27 catches on the season for 309 yards and three touchdowns ... vs. Troy (9/3/22): Completed his Rebel debut by hauling in three catches for a total of 14 yards, along with taking the lone Ole Miss kickoff return of the day back for 13 yards ... vs. Central Arkansas (9/10/22): Grabbed two catches for 54 yards on the Rebel offense ... Also ran his lone kickoff return of the game back for a total of 30 yards ... at Georgia Tech (9/17/22): Appeared at wide receiver for the Rebels, but did not record any stats ... Also brought out the lone Rebel kickoff return to start the game for a 23-yard runback ... vs. Tulsa (9/24/22): Checked in a wide receiver for the Rebels ... Also returned the team's lone kickoff return for 21 yards ... vs. #7 Kentucky (10/1/22): Served as the primary kick returner for the Rebels, taking his two returns for 51 yards with a long of 28 ... at Vanderbilt (10/8/22): Returned three kickoffs for a total of 75 yards, including a long of 38 ... Also checked in at wide receiver ... vs. Auburn (10/15/22): Made his first career start for the Rebels, logging two catches for a team-high 44 yards and a touchdown along with having four carries for 63 yards rushing ... at LSU (10/22/22): Finished with one rush for two yards after checking in at receiver ... Saw one kickoff return for 15 yards ... at Texas A&M (10/29/22): Made a team-high five receptions as the team's starting wideout, accumulating 20 receiving yards and a touchdown ... Ran for an additional 12 yards on a pair of carries ... vs. #9 Alabama (11/12/22): Made his third career start for the Rebels, tallying two receptions for 16 yards ... Also had a pass attempt ... at Arkansas (11/19/22): Made two receptions for zero yards, while also seeing one rushing attempt for a loss of two after getting his fourth start of the year at wide receiver ... vs. Mississippi State (11/24/22): Led the Rebels in receptions (8) and receiving yards (88) against the Bulldogs, including nabbing a 23-yard touchdown catch from Jaxson Dart ... vs. Texas Tech (12/28/22): Came off the bench to haul in three catches for 73 yards ... Non-scholarship transfer who arrived on campus prior to the start of spring drills ... **WESTERN KENTUCKY:** Contested in a total of nine games over two seasons for the Hilltoppers ... Played in the first three games of the 2021 season for Western Kentucky before facing injury ... During the 2020 season, recorded 21 receptions for 180 yards, with 19 of those catches and 170 yards coming in a three-game span ... Added nine kickoff returns for 147 yards ... **HIGH SCHOOL:** Was rated a three-star prospect by 247Sports ... Led Georgia's 6A division with 1,113 receiving yards during his senior season ... Named the Region 4 Offensive Player of the Year by the Atlanta Journal Constitution ... Racked up 510 receiving yards as a junior ... Coached by Edgar Carson ... **PERSONAL:** Son of Crystall Wade ... Full name is Dayton Xzavier Wade ... Born Sept. 8, 2000 ... Athletic Director's Honor Roll in spring 2022 ... Multi-interdisciplinary studies major.

WADE'S CAREER STATISTICS

—RECEIVING—

| Year | G-S | Rec | Yds | TD | Lg | Avg. |
|--------------|-------------|-----------|------------|----------|-----------|-------------|
| 2019 (WKU) | 13-0 | 1 | 10 | 0 | 10 | 10.0 |
| 2020 (WKU) | 7-1 | 21 | 180 | 0 | 19 | 8.6 |
| 2021 (WKU) | 3-0 | 0 | 0 | 0 | 0 | 0.0 |
| 2022 (OM) | 13-5 | 27 | 309 | 3 | 39 | 11.4 |
| Total | 36-6 | 49 | 499 | 3 | 39 | 10.2 |

—KICK RETURN—

| Year | G-S | Ret | Yds | TD | Lg | Avg. |
|--------------|-------------|-----------|------------|----------|-----------|-------------|
| 2019 (WKU) | 13-0 | 2 | 62 | 0 | 43 | 31.0 |
| 2020 (WKU) | 7-1 | 9 | 147 | 0 | 24 | 16.3 |
| 2021 (WKU) | 3-0 | 0 | 0 | 0 | 0 | 0.0 |
| 2022 (OM) | 13-5 | 14 | 307 | 0 | 38 | 21.9 |
| Total | 36-6 | 25 | 516 | 0 | 43 | 20.6 |

WADE'S CAREER HIGHS

RECEPTIONS: 8, vs. Mississippi State (11/24/22) - at Ole Miss
 RECEIVING YARDS: 88, vs. Mississippi State (11/24/22) - at Ole Miss
 RECEIVING TOUCHDOWNS: 1, 3x, MR: vs. Mississippi State (11/24/22) - at Ole Miss
 LONG RECEPTION: 39, vs. Central Arkansas (9/10/22) - at Ole Miss
 RUSHING ATTEMPTS: 4, vs. Auburn (10/15/22) - at Ole Miss
 RUSHING YARDS: 63, vs. Auburn (10/15/22) - at Ole Miss
 LONG RUSH: 36, vs. Auburn (10/15/22) - at Ole Miss
 KICK RETURNS: 3, at Vanderbilt (10/8/22) - at Ole Miss
 LONG KICK RETURN: 43, at Marshall (10/26/19) - at WKU
 ALL PURPOSE YARDS: 157, vs. Auburn (10/15/22) - at Ole Miss

6 zamari **WALTON**
 Melbourne, Fla. • Georgia Tech
 6-3 • 185 • TR • General Business

SR.
CB



Ole Miss

Transfer who arrived on campus in January and participated in spring drills ... **GEORGIA TECH:** Played four seasons and 48 games for the Yellow Jackets with 39 career starts at cornerback ... Recorded 125 total tackles, including 87 unassisted ... Compiled three interceptions and 14 pass breakups ... Grabbed two interceptions and took a fumble recovery 93 yards to the endzone during redshirt sophomore year ... Longest official fumble return in Georgia Tech history ... Talled 36 tackles and career high six pass breakups during final year ... Named All-ACC Honorable Mention in 2022 ... Coached by Geoff Collins ... **HIGH SCHOOL:** Rated as a three-star prospect by ESPN, 247Sports/Scout and Rivals ... Finished with 91 total tackles and nine interceptions ... All-state and all-district honoree ... Set a school record with eight interceptions as a senior in 2017 ... Returned an interception 106 yards for a touchdown, good for the second-longest INT return in the nation in '17 ... Two-time team captain ... Named Defensive MVP ... Helped lead Melbourne Central Catholic to 19 wins over junior and senior seasons ... Coached by Rob Terry ... Honor roll student ... Competed in basketball from 2016 to 2018 under Coach Stacy Sizemore ... **PERSONAL:** Son of Anetta Wellmaker ... Full name is Zamari Oshay Walton ... Born May 31, 1998 ... Oldest of two siblings ... Athletic Director's Honor Roll in spring 2023 ... General business major.

caleb

54 WARREN

Louisville, Miss. • Nanih Waiya

6-5 • 310 • 4L • General Business

SR.*

OL





Preseason All-SEC third team (Lindy's) ... Expected to be the starter entering the fall at center ... Received the J. Richard Price Courage and Compassion Award during spring practices ... **2022:** Played in all 13 games, started in 12 ... vs. Troy (9/3/22): Opened the season as the team's starting center, tallying a total of 73 snaps at the position ... vs. Central Arkansas (9/10/22): Started at center for the Rebels, where he ultimately played a total of 64 snaps ... at Georgia Tech (9/17/22): Logged 71 total snaps at center after getting the start ... vs. Tulsa (9/24/22): Made the start at center for the Rebels, playing 47 total snaps at the position ... vs. #7 Kentucky (10/1/22): Played a total of 37 snaps at center after coming off the bench against the Wildcats ... at Vanderbilt (10/8/22): Got the starting nod at center for the Rebels, where he played 58 snaps ... vs. Auburn (10/15/22): Played all 90 offensive snaps at center for the Rebels ... at LSU (10/22/22): Got the start at center, where he played all 79 snaps ... at Texas A&M (10/29/22): Talled all 86 offensive snaps for the Rebels at center ... vs. #9 Alabama (11/12/22): Served as the team's starting center, playing all 84 offensive snaps at the position ... at Arkansas (11/19/22): Served as the team's starting center for all 98 offensive snaps ... vs. Mississippi State (11/24/22): Served as starting center for the Rebels on Thanksgiving, playing all 79 offensive snaps at the position ... vs. Texas Tech (12/28/22): Served as the team's starting center for 87 offensive snaps ... **2021:** Appeared and started in 11 games at left guard ... Took a total of 805 snaps with 799 being offensive ... Talled a 100-percent blocking percentage with only three penalties ... vs. Louisville (9/6/21): Lined up at left guard on all 78 offensive snaps ... vs. Austin Peay (9/11/21): Started and played 60 snaps at left guard ... vs. Tulane (9/18/21): Saw action as the starting left guard ... Blocked for an offense that put up 707 yards of total offense ... at #1 Alabama (10/2/21): Played all 69 offensive snaps at left guard ... vs. LSU (10/23/21): Returned to action, playing 36 snaps at right guard ... at #18 Auburn (10/30/21): Started at right guard and shifted over to left guard, playing all 85 offensive snaps ... vs. Liberty (11/6/21): Lined up at left guard on all 58 offensive snaps ... vs. #11 Texas A&M (11/13/21): Named SEC Co-Offensive Lineman of the Week after starting and playing all 93 offensive snaps at left guard ... Blocked for a rushing attack that put up 257 yards, the most allowed by the Aggies this season ... vs. Vanderbilt (11/20/21): Earned Co-SEC Offensive Lineman of the Week Honors for the second straight week ... Played all 66 offensive snaps at left guard ... at Mississippi State (11/25/21): Started and played all 80 offensive snaps at left guard in the Egg Bowl victory ... vs. #7 Baylor (1/1/22): Started and played 90 offensive snaps at left guard ... **2020:** Played in every game with eight starts at left guard ... Allowed just one sack in 347 pass blocks ... vs. #5 Florida (9/26/20): Saw playing time on special teams ... at Kentucky (10/3/20): Played 19 snaps as a reserve right guard and didn't allow any pressure ... Also saw action on special teams ... vs. #2 Alabama (10/10/20): Made his first career start at left guard, playing 82 snaps ... His protection allowed the Rebel offense to record 647 yards, the most an Alabama defense has ever given up and the most ever by an Ole Miss team in an SEC game ... at Arkansas (10/17/20): Started at left guard and played 91-of-92 offensive snaps ... vs. Auburn (10/24/20): Started at left guard and played all 81 ... at Vanderbilt (10/31/20): Lined up as the starting right guard and played 73-of-86 offensive snaps ... vs. South Carolina (11/14/20): Started at left guard and played all 86 offensive snaps ... Blocked for an offense that totaled 708 total yards, the third-most in school history and most even in an SEC contest ... vs. Mississippi State (11/28/20): Appeared on 81 offensive snaps at left guard in the Egg Bowl victory ... at LSU (12/19/20): Played all 77 snaps at left guard and didn't allow a pressure ... Recorded a pass-blocking grade of 80.0 ... Blocked for a rushing attack that ran for a season-high 307 yards ... vs. #7 Indiana (1/2/21): Started at left guard and played all 81 snaps in the Outback Bowl win ... Was the Rebels' highest-graded run blocker with a grade of 90.3 ... **2019:** Saw action in one contest vs. New Mexico State and was redshirted ... Member of the 2019 signing class ... **HIGH SCHOOL:** Unanimous 3-star prospect by ESPN, Rivals and 247Sports ... Ranked the No. 54 offensive guard in the nation by ESPN ... Played in the Mississippi/Alabama All-Star Game ... Named Class 1A All-State First Team ... Helped lead Nanih Waiya to the 2018 Class 1A State Championship ... Blocked for a Warriors offense that averaged 322.9 yards on the ground ... Credited with 28 pancake blocks as a junior ... On the defensive side, tallied 32 tackles as a senior and 47 stops as a junior ... Coached by James Courtney ... **PERSONAL:** Son of Kenneth Warren and Kim Bennett ... Full name is Caleb Austin Warren ... Born Feb. 13, 2001 ... SEC Fall Academic Honor Roll in 2020 ... General business major.

| WARREN'S CAREER STATISTICS | |
|----------------------------|--------------|
| —OFFENSE— | |
| YEAR | G-S |
| 2019 | 1-0 |
| 2020 | 10-8 |
| 2021 | 11-11 |
| 2022 | 13-12 |
| Total | 35-31 |

trey

25 WASHINGTON

Trussville, Ala. • Hewitt-Trussville

5-11 • 205 • 2L • Integrated Marketing Comm.

JR.

S





Received the Jeff Hamm Memorial Award, along with teammate Zxavian Harris, during spring practices ... **2022:** Appeared in 13 games with three starts in the Rebel secondary ... Finished the season with 31 total tackles ... vs. Troy (9/3/22): Rotated in on defense and special teams for the Rebels, but did not find his way on the stat sheet against the Trojans ... vs. Central Arkansas (9/10/22): Made three solo tackles for the Rebels playing on defense and special teams ... at Georgia Tech (9/17/22): Brought in three total tackles in the Rebels' shutout victory over the Yellow Jackets ... vs. Tulsa (9/24/22): Finished with four total tackles and two pass breakups, along with forcing his first fumble with the Rebels ... vs. #7 Kentucky (10/1/22): Talled a pair of solo tackles in his first career start for the Rebels ... at Vanderbilt (10/8/22): Finished with one solo tackle as a rotational safety for the Rebels ... vs. Auburn (10/15/22): Saw time at safety and on special teams, but did not record any stats ... at LSU (10/22/22): Made seven total tackles for the Rebel defense, including three solo ... at Texas A&M (10/29/22): Finished with one tackle and a PBU ... vs. #9 Alabama (11/12/22): Finished his day with one solo tackle against the Crimson Tide ... at Arkansas (11/19/22): Logged one QB hurry as a rotational safety in the Rebel defense ... vs. Mississippi State (11/24/22): Notched his second career start for the Rebels at safety, but did not record any stats ... vs. Texas Tech (12/28/22): Earned the start in the Rebel secondary and tied career high with nine total tackles ... **2021:** Appeared in 13 games during his freshman campaign ... Collected 23 tackles ... Played reserve defensive tackle and special teams ... vs. Austin Peay (9/11/21): registered two solo and three assisted tackles ... vs. Tulane (9/18/21): played for two solo and one assisted tackle ... vs. Arkansas (10/9/21): had a season-high game of five solo tackles along with four assisted tackles ... earned a 0.5 tackle for loss against the Razorbacks ... vs. LSU (10/23/21): collected a total of three tackles ... vs. Texas A&M (11/13/2021): registered a solo and assisted tackle ... Enrolled early and participated in spring drills ... Member of the 2020-21 signing class ... **HIGH SCHOOL:** Rated a three-star prospect by all major recruiting sites ... Touted as the No. 90 cornerback in the nation and No. 40 player in Alabama by 247Sports ... two-time AHSAA 7A All-State selection ... Led Alabama's No. 2 ranked Hewitt-Trussville to a 9-2 record in 2020 ... Recorded seven interceptions and 46 pass breakups in high school ... Chose Ole Miss over Louisville, Maryland, Memphis, Mississippi State and SMU, among others ... Also lettered in basketball ... Coached by Josh Floyd ... **PERSONAL:** Son of Sam and Tammie Washington ... Full name is Samuel Baron Washington ... Born Dec. 9, 2002 ... SEC Fall Academic Honor Roll in 2022 ... Dean's Honor Roll in spring 2021 ... Integrated marketing communications major.

| WASHINGTON'S CAREER STATISTICS | | | | | | |
|--------------------------------|-------------|-----------|-----------|-----------|--------------|--------------|
| —DEFENSE— | | | | | | |
| Year | G-S | UT | AT | TT | TFL-YDS | Sacks-Yds |
| 2021 | 13-0 | 11 | 12 | 23 | 0.5-0 | 0.0-0 |
| 2022 | 13-3 | 21 | 10 | 31 | 1.0-2 | 0.0-0 |
| Total | 26-3 | 32 | 22 | 54 | 1.5-2 | 0.0-0 |
| Year | FF | FR | PD | QBH | INT | BLK |
| 2021 | 0 | 0 | 1 | 0 | 0 | 0 |
| 2022 | 1 | 0 | 3 | 1 | 1 | 0 |
| Total | 1 | 0 | 4 | 1 | 1 | 0 |

| WASHINGTON'S CAREER HIGHS | |
|---------------------------|---|
| TACKLES: | 9, vs Arkansas 10/09/21, vs Texas Tech 12/28/22 |
| SOLO TACKLES: | 3, 3x, MR: at LSU (10/22/22) |
| TFL's: | 1, vs Texas Tech 12/28/22 |
| INTERCEPTIONS: | 1, vs Texas Tech 12/28/22 |
| PASS BREAKUPS: | 2, vs. Tulsa (9/24/22) |

16 braden
WATERMAN FR. QB

Bakersfield, Calif. • Bakersfield

6-4 • 205 • RS • General Business



2022: Did not appear in any games and was redshirted ... Non-scholarship player who arrived on campus prior to the start of fall camp ... **HIGH SCHOOL:** Tallied 3,027 passing yards, 41 touchdowns, and 248 rushing yards during his four years ... Led his team to 2022 District League Champions ... Won three varsity letters ... Coached by Darren Carr ... **PERSONAL:** Son of Brock and Michelle Waterman ... Full name is Braden Robert Waterman ... Born on Oct. 29, 2002 ... General business major.

11 jordan
WATKINS SR.* WR

Louisville, Ky. • Louisville

5-11 • 190 • 1L • Multi-Disciplinary Studies



Ole Miss' top returning receiver for 2023 ... Expected to see significant playing time at wide receiver ... 2022: Played in all 13 games and made 10 starts over Ole Miss' last 11 games ... Finished third on the team in both receptions (40) and receiving yards (449), while also pulling down two touchdowns ... Averaged 34.5 yards per game and 11.2 yards per reception ... Had multiple receptions in 10 of 13 games played ... vs. Troy (9/3/22): Came off the bench to bring in two catches for 20 yards in his Ole Miss debut ... vs. Central Arkansas (9/10/22): Made appearances at wide receiver and on the punt return unit, but did not appear on the stat sheet ... at Georgia Tech (9/17/22): Made his first career start for the Rebels, logging two catches for 45 yards ... vs. Tulsa (9/24/22): Made his second consecutive start at wide receiver for the Rebels, finishing with two catches for four yards ... Also served as the team's primary punt returner ... vs. #7 Kentucky (10/1/22): Made a pair of catches for 49 yards rotating in at wide receiver for the Rebels ... at Vanderbilt (10/8/22): Logged career-high totals in receptions (7) and yards (117) as the team's starting wide receiver, while also bringing in his first receiving touchdown in a Rebel uniform ... vs. Auburn (10/15/22): Made a team-high four catches for a total of 43 yards in the team's 48-34 victory ... at LSU (10/22/22): Brought in five catches for 57 yards as a starting receiver for the Rebels ... at Texas A&M (10/29/22): Started for the Rebels at wide receiver but did not record any stats ... vs. #9 Alabama (11/12/22): Started for the Rebels at wideout but did not make his way onto the stat sheet ... at Arkansas (11/19/22): Brought in a total of four catches for 28 yards through the air ... vs. Mississippi State (11/24/22): Tied for a team-high eight receptions on the day, going for 41 yards through the air ... vs. Texas Tech (12/28/22): Started for the Rebels at wideout, recorded four catches for 45 yards and one touchdown ... **LOUISVILLE:** Saw action in 22 career games for the Cardinals ... During the 2021 season, led the team with a 44.08 average in receiving yards ... Registered in 529 receiving yards to rank second on the team ... Earned a career-high of four touchdowns ... Collected eight punt-returns for 85 yards ... Finished the 2020 season with eight receptions for 57 yards and carried one for 23 yards and a touchdown ... **HIGH SCHOOL:** Played for Gary Wheeler at Butler High School ... 24th-ranked athlete in the country and the 6th-ranked player in the state of Kentucky by Rivals.com ... Named a three-star athlete by Rivals and 247Sports ... Tabbed the 50th-best athlete and the ninth ranked player in the state ... rushed 29 times for 212 yards and three touchdowns as a senior ... Recorded 37 receptions for 712 yards and seven scores ... averaged 19.2 yards a reception ... Caught 34 passes for 679 yards and seven touchdowns, and has rushed 24 times for 309 yards and three more scores as a junior ... Tossed a 47-yard touchdown ... Was a standout running back as a sophomore at DeSales and then transferred to Butler where he only played five at wide receiver and defensive back... Ran for 742 yards and 12 touchdowns and caught 10 passes for 165 yards as a sophomore at DeSales ... Caught four passes for 74 yards and one touchdown and had 10 tackles as a junior ... Standout on the track and field team ... **PERSONAL:** Son of Paula Baker and Lovel Wade ... Full name is Tyrell Jordan Watkins ... Born Feb. 15, 2002 ... Multi-disciplinary studies major.

WATKINS' CAREER STATISTICS

—RECEIVING—

| Year | G-S | Rec | Yds | TD | Lg | Avg. |
|--------------|--------------|-----------|--------------|----------|-----------|-------------|
| 2020 (UL) | 10-2 | 8 | 57 | 0 | 13 | 7.1 |
| 2021 (UL) | 12-11 | 35 | 529 | 4 | 76 | 15.1 |
| 2022 (OM) | 13-10 | 40 | 449 | 2 | 61 | 11.2 |
| Total | 35-23 | 83 | 1,035 | 6 | 76 | 12.5 |

—KICK RETURN—

| Year | Ret | Yds | TD | Lg | Avg. |
|--------------|-----------|------------|----------|-----------|-------------|
| 2020 (UL) | 11 | 198 | 0 | 29 | 18.0 |
| 2021 (UL) | 1 | 28 | 0 | 28 | 28.0 |
| 2022 (OM) | 0 | 0 | 0 | 0 | 0.0 |
| Total | 12 | 226 | 0 | 29 | 18.8 |

—PUNT RETURN—

| Year | Ret | Yds | TD | Lg | Avg. |
|--------------|-----------|------------|----------|-----------|------------|
| 2020 (UL) | 0 | 0 | 0 | 0 | 0.0 |
| 2021 (UL) | 8 | 85 | 0 | 38 | 10.6 |
| 2022 (OM) | 13 | 68 | 0 | 22 | 5.2 |
| Total | 21 | 153 | 0 | 38 | 7.3 |

WATKINS' CAREER HIGHS

RECEPTIONS: 8, vs. Mississippi State (11/24/22) - at Ole Miss
 RECEPTION YARDS: 117, at Vanderbilt (10/8/22) - at Ole Miss
 TOUCHDOWNS: 1, 6x, MR: vs. Texas Tech (12/28/22) - at Ole Miss
 LONG RECEPTION: 76, at NC State (10/30/21) - at Louisville
 LONG PUNT RETURN: 38, vs. Boston College (10/23/21) - at Louisville

trip
30 WHITE
Little Rock, Ark. • Parkview
6-4 • 205 • RS • General Business

FR. LB




2022: Appeared in three games on the season and was redshirted ... Earned first collegiate letter ... Finish the season with eight total tackles ... vs. Central Arkansas (9/10/22): Made three total tackles as a rotational linebacker in his Ole Miss debut ... at Georgia Tech (9/17/22): Made a new career-high of four total tackles after rotating into the Rebel linebacking core ... at Vanderbilt (10/8/22): Earned one tackle after checking in on special teams and at linebacker for the Rebels ... Member of the 2021-22 signing class ... **HIGH SCHOOL:** Rated a three-star prospect by 247Sports Composite, On3 and Rivals ... Ranked as the No. 71 safety in the nation according to ESPN ... Rated as a top-15 recruit in the state of Arkansas by 247Sports, On3 and ESPN ... As a junior, recorded 59 tackles, eight pass breakups, five tackles for loss, two interceptions, two forced fumbles, two fumble recoveries and two blocked punts ... Also started at quarterback for Parkview, where he finished his senior season 125 for 186 for 2,035 passing yards and 19 passing touchdowns, alongside 445 rushing yards and seven rushing touchdowns ... Helped lead Parkview to the 2021 AHSAA Class 6A State Semifinals ... Named to the 2021 Class 6A All-State Team ... Served as captain of the football team for both his junior and senior seasons ... Chose Ole Miss over offers from Utah, Oklahoma State, Arkansas, and Baylor, among others ... Coached by Brad Bolding ... **PERSONAL:** Son of Johnnie White and Lawanda McGehee ... Full name is Jaylon Johntavian White ... Born Oct. 14, 2003 ... 2022-23 SEC First-Year Honor Roll ... Chancellor's Honor Roll in fall 2022 ... General business major.

WHITE'S CAREER STATISTICS

—DEFENSE—

| Year | G-S | UT | AT | TT | TFL-YDS | Sacks-Yds |
|--------------|------------|----------|----------|----------|--------------|--------------|
| 2022 | 3-0 | 3 | 5 | 8 | 0.0-0 | 0.0-0 |
| Total | 3-0 | 3 | 5 | 8 | 0.0-0 | 0.0-0 |

| Year | FF | FR | PD | QBH | INT | BLK |
|--------------|----------|----------|----------|----------|----------|----------|
| 2022 | 0 | 0 | 0 | 0 | 0 | 0 |
| Total | 0 | 0 | 0 | 0 | 0 | 0 |

WHITE'S CAREER HIGHS
TACKLES: 4, at Georgia Tech (9/17/22)

1 ayden WILLIAMS
Ridgeland, Miss. • Ridgeland
6-3 • 190 • HS • Integrated Marketing Comm.

FR. WR




Member of the 2022-23 signing class ... **HIGH SCHOOL:** A unanimous four-star recruit by all major outlets ... Ranked a top 50 recruit by Rivals, checking in at No. 43 ... Rated top 100 signee by both the On3 Consensus and the 247Sports Composite ... Member of the ESPN 300, ranked No. 102 ... Ranked No. 2 recruit in the state of Mississippi ... Tabbed the No. 8 wide receiver in the country by Rivals ... 2022 Under Armour All-American ... Participated in the Mississippi-Alabama All-Star Game ... Named to the Clarion Ledger's Large School All-State team in 2022 ... Member of the Clarion Ledger 2022 Dandy Dozen ... Tallied 1,265 receiving yards and 14 touchdowns as a senior at Ridgeland HS ... Averaged 18.6 yards per catch and tallied over 80 yards receiving in nine of his 11 games in 2022 ... Earned all-state honors three years at RHS ... Named Freshman All-American in 2019 ... Hauled in 63 catches for 1,156 yards and 14 TDs his junior season for the Titans, earning first-team all-state honors ... Also lettered in basketball and track and field ... Chose Ole Miss over offers from Georgia, Auburn, LSU and Oregon among others ... Coached by Teddy Dyess ... **PERSONAL:** Son of Kamari Hayes ... Full name is Ayden Lorenzo Williams ... Born Dec. 27, 2004 ... Integrated marketing communications major.

demarko
14 WILLIAMS
Atlanta, Ga. • Westlake
5-10 • 175 • 1L • Criminal Justice

SO. S




2022: Saw action in eight games in the Rebel secondary ... Tallied six total tackles on the season ... vs. Troy (9/3/22): Played a total of 12 snaps on special teams for the Rebels, including five snaps a piece on the kickoff coverage and punt return units ... vs. Central Arkansas (9/10/22): Forced and recovered the same fumble on a Rebel punt, along with assisting on one additional tackle ... at Georgia Tech (9/17/22): Checked in at cornerback and special teams in the Rebels' 42-0 win over the Yellow Jackets ... vs. Tulsa (9/24/22): Checked in on multiple special teams units for the Rebels, recording one tackle for his efforts ... vs. #7 Kentucky (10/1/22): Tallied two tackles in the team's win over the No. 7 Wildcats ... at Vanderbilt (10/8/22): Finished with two tackles as a member of the Rebel special teams and secondary ... vs. Auburn (10/15/22): Made appearances on multiple special teams units but finished with no stats ... at Texas A&M (10/29/22): Saw all of his action on special teams ... 2021: Did not see any action and was redshirted ... Member of the 2020-21 signing class ... Enrolled early and participated in spring drills ... **HIGH SCHOOL:** Rated a three-star prospect by all major recruiting sites ... Ranked as the nation's No. 34 safety by ESPN and the No. 61 cornerback via the 247Sports Composite ... Listed as the No. 47 player in Georgia by ESPN ... Named specialist of the year ... Chose Ole Miss over Tennessee, South Carolina, Arkansas and Oregon, among others ... Also lettered in track ... Coached by Bobby May ... **PERSONAL:** Son of Raevon Isaiah and Lakeshia Wells ... Full name is Demarko Derez Williams, Jr. ... Born Jan. 29, 2003 ... Athletic Director's Honor Roll in spring 2022 ... Criminal justice major.

WILLIAMS' CAREER STATISTICS

—DEFENSE—

| Year | G-S | UT | AT | TT | TFL-YDS | Sacks-Yds |
|--------------|------------|----------|----------|----------|--------------|--------------|
| 2022 | 8-0 | 4 | 2 | 6 | 0.0-0 | 0.0-0 |
| Total | 8-0 | 4 | 2 | 6 | 0.0-0 | 0.0-0 |

| Year | FF | FR | PD | QBH | INT | BLK |
|--------------|----------|----------|----------|----------|----------|----------|
| 2022 | 1 | 1 | 0 | 0 | 0 | 0 |
| Total | 1 | 1 | 0 | 0 | 0 | 0 |

WILLIAMS' CAREER HIGHS
TACKLES: 9, vs. Arkansas (10/9/21)
SOLO TACKLES: 3, vs. Central Arkansas (9/10/22)

71 jayden **WILLIAMS** SO. OL 

Conway, Ark. • Conway

6-5 • 300 • 1L • Sport & Recreation Admin.



Ole Miss' top pass blocker returning in 2023 with a 73.6 rating ... Returning starter at left tackle ... **2022:** Started all 13 games at left tackle, playing nearly 1,000 snaps protecting the blind side ... Earned honorable mention Freshman All-America accolades by CFN ... vs. Troy (9/3/22): Served as the Rebels' starting left tackle, playing all 56 of his offensive snaps at the position ... vs. Central Arkansas (9/10/22): Made another start at left tackle against UCA, tallying 64 snaps at the position ... at Georgia Tech (9/17/22): Put together a 71 snap performance as the team's starting left tackle ... vs. Tulsa (9/24/22): Played all 78 snaps at left tackle after getting the start ... vs. #7 Kentucky (10/11/22): Made his fifth career start at left tackle (69 snaps) ... at Vanderbilt (10/8/22): Served as the team's starting left tackle for 54 snaps ... vs. Auburn (10/15/22): Logged 90 snaps as the team's starting left tackle ... at LSU (10/22/22): Got the start at left tackle, where he played all 79 snaps ... at Texas A&M (10/29/22): Logged 72 total snaps as the team's starting left tackle ... vs. #9 Alabama (11/12/22): Served as the team's starting left tackle, logging 80 snaps at the position with an additional snap at left guard ... at Arkansas (11/19/22): Served as the team's starting left tackle for all 98 offensive snaps ... vs. Mississippi State (11/24/22): Served as starting left tackle for the Rebels on Thanksgiving, playing all 79 offensive snaps at the position ... vs. Texas Tech (12/28/22): Earned the start at left tackle and played 87 snaps in Texas Bowl ... **2021:** Did not see any action due to injury and was redshirted ... Member of the 2020-21 signing class ... **HIGH SCHOOL:** Rated a three-star prospect by 247Sports, 247Sports Composite and ESPN ... Ranked as the No. 40 offensive tackle and No. 3 player in Arkansas by the 247Sports Composite ... A 2020 all-state selection ... Helped lead CHS to the Arkansas 7A State Semifinals ... Also took snaps at tight end ... Posted 11 receptions for 177 yards in the last two seasons ... Chose Ole Miss over offers from Missouri and Kansas ... Also lettered in basketball ... Selected all-conference in basketball ... Coached by Clint Ashcraft ... **PERSONAL:** Son of Alonzia Williams ... Full name is Jayden Kiyon Williams ... Born April 10, 2003 ... SEC Fall Academic Honor Roll in 2022 ... 2021-22 SEC First-Year Honor Roll ... Athletic Director's Honor Roll in fall 2021, spring 2022 and fall 2022 ... Sport and recreation administration major.

WILLIAMS' CAREER STATISTICS

—OFFENSE—

| YEAR | G-S |
|--------------|--------------|
| 2022 | 13-13 |
| Total | 13-13 |

31 calvin **WILSON** SO. WR 

Thompson's Station, Tenn. • Independence

6-1 • 195 • SQ • General Business



2022: Did not appear in any games ... **2021:** Did not appear in any games and was redshirted ... Non-scholarship player who joined the team prior to the start of fall camp ... **HIGH SCHOOL:** Four-year letterwinner ... Hauled in 39 catches for 700 yards and nine touchdowns during senior season ... Was team captain and earned All-Region 6-6A accolades in 2020 ... Also lettered in track ... Coached by Scott Blade ... **PERSONAL:** Son of Steve Wilson and Amie Templeton ... Full name is Calvin Clinton Wilson ... Born Aug. 2, 2002 ... Father, Steve, played football at Illinois State ... Grandfather, Steven Wilson, was a football letterwinner at Iowa ... SEC Fall Academic Honor Roll in 2022 ... Chancellor's Honor Roll in fall 2021 and spring 2022 ... Dean's Honor Roll in spring 2023 ... Athletic Director's Honor Roll in fall 2022 ... General business major.

87 hudson **WOLFE** SO. TE 

Savannah, Tenn. • Hardin County

6-7 • 230 • 1L • Finance



2022: Did not appear in any games ... **2021:** Made four appearances as a tight end and was redshirted ... Didn't register any stats ... vs. Louisville (9/6/21): Made his first career debut for the Rebels ... vs. Austin Peay (9/11/21): Lined up for 24 snaps and recorded 14 blocks ... vs. LSU (10/23/21): On the field for 7 snaps at tight end ... vs. Auburn (10/30/21): took part in two snaps for the Rebels ... Enrolled early and participated in spring drills ... Member of the 2020-21 signing class ... Enrolled early and participated in spring drills ... Member of the 2020-21 signing class ... **HIGH SCHOOL:** A four-star recruit by ESPN and Rivals ... Member of the Rivals250, rated as the 52nd best prospect in the country ... Ranked No. 216 in the 247Sports Composite ... Listed as a top-five tight end in the nation according to Rivals and ESPN ... Touted as the No. 1 player in Tennessee according to Rivals, No. 5 by ESPN and No. 6 by the 247Sports Composite ... Named to the Sports Illustrated All-American preseason watchlist in 2020 ... Named to the Tennessee Sports Writers Association and the Tennessee High School Football Coaches Association 4A All-State Team in 2019 ... Caught 25 passes for 381 yards and nine touchdowns as a junior ... Sat out senior year with an injury ... Chose Ole Miss over Alabama, Auburn and Tennessee, among others ... Coached by Matthew Smith ... **PERSONAL:** Son of Greg Wolfe and Leslie Thurman ... Full name is William Hudson Wolfe ... Born Oct. 2, 2002 ... SEC Fall Academic Honor Roll in 2022 ... Dean's Honor Roll in spring 2021 ... Athletic Director's Honor Roll in fall 2021, spring 2022, fall 2022 and spring 2023 ... Finance major.

17 davin **WYDNER** FR. QB 

Cocoa, Fla. • Cocoa

6-5 • 220 • RS • Multi-Disciplinary Studies



2022: Did not see any action and was redshirted ... Non-scholarship player who arrived on campus prior to the start of fall camp ... **HIGH SCHOOL:** Completed 3,529 passing yards with 20 touchdowns, 256 rushing yards and three rushing touchdowns his senior year ... Had 2,785 passing yards with 24 touchdowns, 387 rushing yards and eight rushing touchdowns his junior year ... Recorded 1,238 passing yards, 11 touchdowns and 311 rushing yards with four touchdowns his sophomore year ... Began his freshman year campaign with 365 passing yards and two touchdowns ... Named 2021-22 4A State Player of the Year ... Earned a spot on the 2021-22 All-County First Team All-State, 2020-21 All-County Team and 2020-21 Second Team All-State ... Led his team to District Champions in 2020, 2021, and 2022, Regional Champions in 2021 and State Championship Finalist in 2021 ... Completed two years of varsity baseball and basketball and four years of varsity football ... Won eight varsity letters ... Earned Honor Roll placement all four years of high school ... **PERSONAL:** Son of Dan and Dawn Wydner ... Full name is Davin Loughman Wydner ... Born on Sept. 3, 2003 ... Father, Dan, competed for College of Charleston and played independent pro-ball for the London Werewolves ... Multi-disciplinary studies major.

stephon
90 WYNN JR.

Anderson, S.C. • Nebraska

6-4 • 310 • TR • Sport & Recreation Admin.

SR. DT



Ole Miss

Transfer who joined the team prior to the start of fall camp ... **NEBRASKA:** Played extensively on the defensive line in all 12 games in 2022 ... Tallied a career-high 22 total tackles ... Produced a career performance against Georgia Southern, posting nine tackles with a half tackle for loss ... **ALABAMA:** Appeared in 21 career games during his four years at Alabama, winning a national title with the Crimson Tide in 2020 ... Registered 16 career tackles ... **HIGH SCHOOL:** Rate a four-star recruit and the nation's No. 70 overall prospect ... Named a 2018 Under Armour All-American ... Played his final season at IMG Academy in Florida after previously playing for T.L. Hannah HS in his home state of South Carolina ... Had 18 tackles including three tackles for loss at IMG. In his final two seasons at T.L. Hannah High School, Wynn totaled 150 tackles, 23 TFLs and 13.5 sacks. ... **PERSONAL:** Son of Stephon Sr. and Lanelle Wynn ... Full name is Stephon Bernard Wynn Jr. ... Born on May 16, 2000 ... Earned his degree in exercise science at Alabama in 2021 ... Currently enrolled in master's program in sports and recreation administration.

1 isheem
YOUNG

Philadelphia, Pa. • Iowa State

5-10 • 215 • 1L • Multi-Disciplinary Studies

SR.* S



Ole Miss

Preseason All-SEC Third Team (Lindy's) ... Ole Miss' second leading returning tackler in 2023 ... Veteran expected to see significant playing time in the Rebel secondary ... **2022:** Saw action in all 13 games with nine starts at safety ... Finished the season with 66 total tackles, one interception and one fumble recovery ... vs. Troy (9/3/22): Started at free safety in his Rebel debut, where he would log five total tackles as well as a 13-yard fumble recovery against the Trojans ... vs. Central Arkansas (9/10/22): Grabbed an interception alongside his four tackles against the Bears ... at Georgia Tech (9/17/22): Started at safety for the Rebels, making two solo tackles and breaking up one pass in the team's shutout win ... vs. Tulsa (9/24/22): Matched his season-high of five total tackles in the team's 35-27 victory ... vs. #7 Kentucky (10/1/22): Finished with three total tackles as the starting free safety in the Rebel secondary ... at Vanderbilt (10/8/22): Rotated into the Rebel secondary to record four total tackles ... vs. Auburn (10/15/22): Ended the day with three tackles after getting the start at free safety ... at LSU (10/22/22): Put up six total tackles against the Tigers ... at Texas A&M (10/29/22): Came off the bench to log three tackles and a pass breakup ... vs. #9 Alabama (11/12/22): Tallied a career-high nine tackles against the Crimson Tide, including 0.5 TFLs and 0.5 sacks ... at Arkansas (11/19/22): Recorded a career-high in tackles for the second consecutive game, finishing his night with 10 including a TFL ... vs. Mississippi State (11/24/22): Finished with six total tackles in the team's regular season finale on Thanksgiving ... vs. Texas Tech (12/28/22): Started for the Rebels and recorded six total tackles ... Preseason All-America honorable mention (PFF) ... Transfer who arrived on campus in January and participated in spring drills ... **IOWA STATE:** Played in 24 career games for the Cyclones with 21 career starts at safety ... Took part in a total of 1,043 career snaps at safety ... Recorded 106 total tackles combined in 2020 and 2021 ... Registered three career interceptions ... Tallied 56 total tackles for Iowa State as a sophomore, after starting 12 games ... Named Big 12 Co-Defensive Freshman of the Year in 2020 ... Was a second-team Freshman All-America by The Athletic in 2020 ... Had a standout rookie season, playing in all 12 games and earning nine starts in 2020 ... Led all Big 12 freshman tacklers with 50, ranking fifth on the team ... Led the team, the Big 12 and tied for sixth nationally with three forced fumbles ... Also had three pass breakups and an interception ... **HIGH SCHOOL:** Listed as one of the top safeties in the Class of 2018 ... A four-star recruit by 247Sports and Rivals ... Listed as the No. 30 safety nationally and a top-400 overall recruit by 247Sports' composite rankings ... First-team all-state selection in Class 4A in 2016 ... Defensive back MVP at The Opening Regional in 2017 ... Played in the 2018 NFDB All-Star game ... Three-year starter ... Led team to the 2015 Class 3A championship and runner-up finish in Class 4A in 2016 ... Played running back and defensive back ... Averaged 10.6 yards per carry with 783 rushing yards and 17 touchdowns as a senior ... Also had three interceptions and 42 tackles ... As a junior, rushed for 369 yards and six touchdowns ... Posted 32 tackles and three interceptions ... Rushed for 85 yards in the Class 4A state title game ... Coached by Nick Lincoln ... **PERSONAL:** Son of Nicole Hawkins ... Full name is Isheem Aleem Young ... Born on Aug. 4, 1999 ... Dean's Honor Roll in fall 2022 ... Multi-disciplinary studies major.

YOUNG'S CAREER STATISTICS

—DEFENSE—

| Year | G-S | UT | AT | TT | TFL-YDS | Sacks-Yds |
|--------------|--------------|-----------|-----------|------------|---------------|--------------|
| 2020 (ISU) | 12-9 | 35 | 15 | 50 | 2.0-2 | 0.0-0 |
| 2021 (ISU) | 12-12 | 33 | 23 | 56 | 0.5-0 | 0.0-0 |
| 2022 (OM) | 13-9 | 30 | 36 | 66 | 1.5-8 | 0.5-6 |
| Total | 37-30 | 98 | 74 | 172 | 4.0-10 | 0.5-6 |

| Year | FF | FR | PD | QBH | INT | BLK |
|--------------|----------|----------|----------|----------|----------|----------|
| 2020 (ISU) | 3 | 0 | 3 | 0 | 1 | 0 |
| 2021 (ISU) | 2 | 1 | 2 | 1 | 2 | 0 |
| 2022 (OM) | 0 | 1 | 2 | 0 | 1 | 0 |
| Total | 5 | 2 | 7 | 1 | 4 | 0 |

YOUNG'S CAREER HIGHS

TACKLES: 10, at Arkansas (11/19/22) - at Ole Miss
 SOLO TACKLES: 5, 3x, MR: at Arkansas (11/19/22) - at Ole Miss
 TFLs: 1.0, 3x, MR: at Arkansas (11/19/22) - at Ole Miss
 SACKS: 0.5, vs. Alabama (11/12/22) - at Ole Miss
 FORCED FUMBLES: 1, 5x, MR: vs. Texas (11/6/21) - Iowa State
 FUMBLE RECOVERIES: 1, 2x, MR: vs. Troy (9/3/22) - at Ole Miss
 INTERCEPTIONS: 1, 4x, MR: vs. Central Arkansas (9/10/22) - at Ole Miss
 PASS BREAKUPS: 2, at Kansas (10/31/20) - Iowa State

teja
16 YOUNG

West Palm Beach, Fla. • FAU




5-11 • 195 • TR • Multi-Disciplinary Studies

SR. S









Transfer who joined the team prior to the start of fall camp ... **FAU:** Saw action in 49 career games for the Owls with 31 career starts at safety ... Recorded 160 total tackles, including 83 solo, in five seasons ... Picked off seven career passes for 222 total yards and 15 pass breakups ... Program's all-time pick-six leader with four in his career ... Helped Owls win the C-USA Championship game over UAB (12/7/19) in first start of collegiate career ... Registered first interception at No. 22 Marshall (10/24/20), finishing with two in shortened 2020 campaign ... Broke out during redshirt junior year, compiling a career high 59 tackles, five pass breakups and three interceptions in 12 starts ... Continued growth in 2022, grabbing two more interceptions, both returned for touchdowns, and six pass breakups ... Named team's co-captain during the preseason camp in 2022 ... Earned honorable mention All-C-USA in 2022 ... Named to PFF's all-conference first team and all-state first team in 2021 ... Earned C-USA honorable mention in 2021 ... Received C-USA honorable mention honors in 2020 ... **HIGH SCHOOL:** Played for Coach Al Shipmen at Palm Beach Lakes High School ... All-Area Honorable Mention and Second Team All-County as a senior after throwing for five touchdowns and rushing for 10 ... Also had a total of six pass breakups and 15 solo tackles ... Previously played at Royal Palm Beach High ... Held offers from Power 5 schools such as Colorado State, Illinois, and Pittsburgh ... **PERSONAL:** Son of Eddie and Keisha Young ... Full name is Teja Keshawn Young ... Born Sept. 8, 1999 ... Multi-disciplinary studies major.

| GAME 1 | QUICK FACTS | | 2023 SCHEDULE |
|---|---|---|--|
|  <p>MERCER September 2 Vaught-Hemingway Stadium</p> |  <p>Drew Cronin Head Coach</p> |  <p>Ty James R-Sr. • WR</p> <p>MercerBears.com</p> | <p>LOCATION: Mercer, Ga. ATHLETICS DIRECTOR: Jim Cole CONFERENCE: SoCon STADIUM: Five Star Stadium (10,200) 2022 RECORD: 7-4 (5-3 SoCon) HEAD COACH: Drew Cronin RECORD AT MU: 19-13 (3 years) CAREER RECORD: 66-19 (7 Years)</p> <p>SID: Brian Magnus PHONE: (478) 301-5218 EMAIL: magnus_bt@mercer.edu</p> <p>Aug. 26 vs. North Alabama Sept. 2 at Ole Miss Sept. 9 Morehead State Sept. 23 at Furman Sept. 30 VMI Oct. 7 at ETSU Oct. 14 Chattanooga Oct. 21 Wofford Oct. 28 at Western Carolina Nov. 4 at The Citadel Nov. 11 Samford</p> |




| GAME 2 | QUICK FACTS | | 2023 SCHEDULE |
|---|--|--|--|
|  <p>TULANE September 9 Yulman Stadium</p> |  <p>Willie Fritz Head Coach</p> |  <p>Michael Pratt Sr. • QB</p> <p>TulaneGreenWave.com</p> | <p>LOCATION: New Orleans, La. ATHLETICS DIRECTOR: Troy Dannen CONFERENCE: American Athletic STADIUM: Yulman Stadium (27,000) 2022 RECORD: 12-2 (7-1 AAC) HEAD COACH: Willie Fritz RECORD AT TU: 43-45 (7 years) CAREER RECORD: 197-114 (26 years)</p> <p>SID: Jason Corriher PHONE: (504) 862-8249 EMAIL: jcorriher@tulane.edu</p> <p>Sept. 2 South Alabama Sept. 9 Ole Miss Sept. 16 at Southern Miss Sept. 23 Nicholls State Sept. 30 UAB Oct. 13 at Memphis Oct. 21 North Texas Oct. 28 at Rice Nov. 4 at East Carolina Nov. 11 Tulsa Nov. 18 at Florida Atlantic Nov. 24 UTSA</p> |

| GAME 3 | QUICK FACTS | | 2023 SCHEDULE |
|--|---|--|---|
|  <p>GEORGIA TECH September 16 Vaught-Hemingway Stadium</p> |  <p>Brent Key Head Coach</p> |  <p>Malik Rutherford R-So. • WR</p> <p>RamblinWreck.com</p> | <p>LOCATION: Atlanta, Ga. ATHLETICS DIRECTOR: J Batt CONFERENCE: Atlantic Coast STADIUM: Bobby Dodd Stadium (55,000) 2022 RECORD: 5-7 (4-4 ACC) HEAD COACH: Brent Key RECORD AT GT: 8-8 (1 year) CAREER RECORD: Same</p> <p>SID: Mike Flynn PHONE: (404) 894-5445 EMAIL: mflynn@athletics.gatech.edu</p> <p>Sept. 1 vs. Louisville Sept. 9 South Carolina State Sept. 16 at Ole Miss Sept. 23 at Wake Forest Sept. 30 Bowling Green Oct. 7 at Miami Oct. 21 Boston College Oct. 28 North Carolina Nov. 4 at Virginia Nov. 11 at Clemson Nov. 18 Syracuse Nov. 25 Georgia</p> |


| GAME 4 | QUICK FACTS | | 2023 SCHEDULE |
|---|--|---|--|
|  <p>ALABAMA September 23 Bryant-Denny Stadium</p> |  <p>Nick Saban Head Coach</p> |  <p>Malachi Moore Sr. • DB</p> <p>RollTide.com</p> | <p>LOCATION: Tuscaloosa, Ala. ATHLETICS DIRECTOR: Greg Byrne CONFERENCE: Southeastern (West) STADIUM: Bryant-Denny Stadium (101,821) 2022 RECORD: 11-2 (6-2 SEC) HEAD COACH: Nick Saban RECORD AT UA: 189-27 (16 years) CAREER RECORD: 280-69-1 (27 years)</p> <p>SID: Josh Maxon PHONE: (205) 348-3600 EMAIL: jmaxon@ia.ua.edu</p> <p>Sept. 2 Middle Tennessee Sept. 9 Texas Sept. 16 at South Florida Sept. 23 Ole Miss Sept. 30 at Mississippi State Oct. 7 at Texas A&M Oct. 14 Arkansas Oct. 21 Tennessee Nov. 4 LSU Nov. 11 at Kentucky Nov. 18 Chattanooga Nov. 25 at Auburn</p> |

| GAME 5 | QUICK FACTS | | 2023 SCHEDULE |
|---|---|---|--|
|  <p>LSU September 30 Vaught-Hemingway Stadium</p> |  <p>Brian Kelly Head Coach</p> |  <p>Jayden Daniels Sr. • QB</p> <p>LSUSports.net</p> | <p>LOCATION: Baton Rouge, La. ATHLETICS DIRECTOR: Scott Woodward CONFERENCE: Southeastern (West) STADIUM: Tiger Stadium (102,321) 2022 RECORD: 10-4 (6-2 SEC) HEAD COACH: Brian Kelly RECORD AT LSU: 10-4 (1 year) CAREER RECORD: 273-100-2 (33 years)</p> <p>SID: Michael Bonnette PHONE: (225) 578-1868 EMAIL: mbonnet@lsu.edu</p> <p>Sept. 3 vs. Florida State Sept. 9 Grambling State Sept. 16 at Mississippi State Sept. 23 Arkansas Sept. 30 at Ole Miss Oct. 7 at Missouri Oct. 14 Auburn Oct. 21 Army Nov. 4 at Alabama Nov. 11 Florida Nov. 18 Georgia State Nov. 25 Texas A&M</p> |




| GAME 6 | QUICK FACTS | | 2023 SCHEDULE |
|---|---|--|---|
|  <p>ARKANSAS October 7 Vaught-Hemingway Stadium</p> |  <p>Sam Pittman Head Coach</p> |  <p>Raheim Sanders Jr. • RB</p> <p>ArkansasRazorbacks.com</p> | <p>LOCATION: Fayetteville, Ark. ATHLETICS DIRECTOR: Hunter Yurachek CONFERENCE: Southeastern (West) STADIUM: Donald W. Reynolds Razorback Stadium (72,000) 2022 RECORD: 7-6 (3-5 SEC) HEAD COACH: Sam Pittman RECORD AT UA: 19-17 (3 years) CAREER RECORD: Same</p> <p>SID: Kyle Parkinson PHONE: (479) 575-2752 EMAIL: kparkin@uark.edu</p> <p>Sept. 2 vs. Western Carolina Sept. 9 Kent State Sept. 16 BYU Sept. 23 at LSU Sept. 30 vs. Texas A&M Oct. 7 at Ole Miss Oct. 14 at Alabama Oct. 21 Mississippi State Nov. 4 at Florida Nov. 11 Auburn Nov. 18 Florida International Nov. 25 Missouri</p> |

| GAME 7 | QUICK FACTS | | 2023 SCHEDULE |
|---|--|--|--|
|  <p>AUBURN October 21 Jordan-Hare Stadium</p> |   <p>Hugh Freeze Head Coach</p> <p>Jarquez Hunter Jr. • RB</p> <p>AuburnTigers.com</p> | <p>LOCATION: Auburn, Ala. ATHLETICS DIRECTOR: John Cohen CONFERENCE: Southeastern (West) STADIUM: Jordan-Hare Stadium (87,451) 2022 RECORD: 5-7 (2-6 SEC) HEAD COACH: Hugh Freeze RECORD AT AU: 0-0 (1st season) CAREER RECORD: 75-48 (12 years)</p> | <p>SID: Kirk Sampson PHONE: (334) 844-9800 EMAIL: sampska@auburn.edu</p> <p>Sept. 2 UMass Sept. 9 at Cal Sept. 16 Samford Sept. 23 at Texas A&M Sept. 30 Georgia Oct. 14 at LSU Oct. 21 Ole Miss Oct. 28 Mississippi State Nov. 4 at Vanderbilt Nov. 11 at Arkansas Nov. 18 New Mexico State Nov. 25 Alabama</p> |

| GAME 8 | QUICK FACTS | | 2023 SCHEDULE |
|--|--|---|--|
|  <p>VANDERBILT October 28 Vaught-Hemingway Stadium</p> |   <p>Clark Lea Head Coach</p> <p>AJ Swann So. • QB</p> <p>VUCommodores.com</p> | <p>LOCATION: Nashville, Tenn. ATHLETICS DIRECTOR: Candice Storey Lee CONFERENCE: Southeastern (West) STADIUM: Vanderbilt Stadium (40,350) 2022 RECORD: 5-7 (2-6 SEC) HEAD COACH: Clark Lea RECORD AT VU: 7-17 (2 years) CAREER RECORD: Same</p> | <p>SID: Michael Scholl PHONE: (574) 876-6248 EMAIL: mike.scholl@vanderbilt.edu</p> <p>Aug. 26 Hawai'i Sept. 2 Alabama A&M Sept. 9 at Wake Forest Sept. 16 at UNLV Sept. 23 Kentucky Sept. 30 Missouri Oct. 7 at Florida Oct. 14 Georgia Oct. 28 at Ole Miss Nov. 4 Auburn Nov. 11 at South Carolina Nov. 25 at Tennessee</p> |

| GAME 9 | QUICK FACTS | | 2023 SCHEDULE |
|---|--|--|---|
|  <p>TEXAS A&M November 4 Vaught-Hemingway Stadium</p> |   <p>Jimbo Fisher Head Coach</p> <p>Bryce Anderson So. • DB</p> <p>12thMan.com</p> | <p>LOCATION: Bryan-College Station, Texas ATHLETICS DIRECTOR: Ross Bjork CONFERENCE: Southeastern (West) STADIUM: Kyle Field (102,733) 2022 RECORD: 5-7 (2-6 SEC) HEAD COACH: Jimbo Fisher RECORD AT A&M: 39-21 (4 years) CAREER RECORD: 122-44 (12 years)</p> | <p>SID: Alan Cannon PHONE: (979) 845-5725 EMAIL: acannon@athletics.tamu.edu</p> <p>Sept. 2 New Mexico Sept. 9 at Miami (FL) Sept. 16 ULM Sept. 23 Auburn Sept. 30 vs. Arkansas Oct. 7 Alabama Oct. 14 at Tennessee Oct. 28 South Carolina Nov. 4 at Ole Miss Nov. 11 Mississippi State Nov. 18 ACU Nov. 25 at LSU</p> |

| GAME 10 | QUICK FACTS | | 2023 SCHEDULE |
|---|---|---|---|
|  <p>GEORGIA November 11 Sanford Stadium</p> |   <p>Kirby Smart Head Coach</p> <p>Brock Bowers Jr. • TE</p> <p>GeorgiaDogs.com</p> | <p>LOCATION: Athens, Ga. ATHLETICS DIRECTOR: Josh Brooks CONFERENCE: Southeastern (East) STADIUM: Sanford Stadium (92,746) 2022 RECORD: 15-0 (8-0 SEC) HEAD COACH: Kirby Smart RECORD AT UGA: 81-15 (8 years) CAREER RECORD: Same</p> | <p>SID: Claude Felton PHONE: (706) 542-1621 EMAIL: cfelton@sports.uga.edu</p> <p>Sept. 2 UT Martin Sept. 9 Ball State Sept. 16 South Carolina Sept. 23 UAB Sept. 30 at Auburn Oct. 7 Kentucky Oct. 14 at Vanderbilt Oct. 28 vs. Florida Nov. 4 Missouri Nov. 11 Ole Miss Nov. 18 at Tennessee Nov. 25 at Georgia Tech</p> |

| GAME 11 | QUICK FACTS | | 2023 SCHEDULE |
|--|---|--|---|
|  <p>ULM November 18 Vaught-Hemingway Stadium</p> |   <p>Terry Bowden Head Coach</p> <p>Jiya Wright Jr. • QB</p> <p>ULMWarhawks.com</p> | <p>LOCATION: Monroe, La. ATHLETICS DIRECTOR: John Hartwell CONFERENCE: Sun Belt STADIUM: Malone Stadium (30,427) 2022 RECORD: 4-8 (3-5 SBC) HEAD COACH: Terry Bowden RECORD AT ULM: 8-16 (2 years) CAREER RECORD: 178-130-2 (26 years)</p> | <p>SID: John Lewandowski PHONE: (318) 342-5378 EMAIL: lewandowski@ulm.edu</p> <p>Sept. 2 Army Sept. 9 Lamar Sept. 16 at Texas A&M Sept. 30 App State Oct. 7 South Alabama Oct. 14 at Texas State Oct. 21 at Georgia Southern Oct. 28 Arkansas State Nov. 4 at Southern Miss Nov. 11 Troy Nov. 18 at Ole Miss Nov. 25 at Louisiana</p> |

| GAME 12 | QUICK FACTS | | 2023 SCHEDULE |
|--|--|---|--|
|  <p>MISSISSIPPI STATE November 23 Davis-Wade Stadium</p> |   <p>Zach Arnett Head Coach</p> <p>Will Rogers Sr. • QB</p> <p>HailState.com</p> | <p>LOCATION: Starkville, Miss. ATHLETICS DIRECTOR: Zac Selmon CONFERENCE: Southeastern (West) STADIUM: Davis Wade Stadium (61,337) 2022 RECORD: 9-4 (4-4 SEC) HEAD COACH: Zach Arnett RECORD AT MSU: 1-0 (1 year) CAREER RECORD: Same</p> | <p>SID: Brandon Langlois PHONE: (662) 325-0093 EMAIL: blanglois@athletics.msstate.edu</p> <p>Sept. 2 Southeastern Louisiana Sept. 9 Arizona Sept. 16 LSU Sept. 23 at South Carolina Sept. 30 Alabama Oct. 7 Western Michigan Oct. 21 at Arkansas Oct. 28 at Auburn Nov. 4 Kentucky Nov. 11 at Texas A&M Nov. 18 Southern Miss Nov. 23 Ole Miss</p> |

ALABAMA

Series: Alabama leads 54-10-2#
In Tuscaloosa: Alabama leads 29-2

| | | | |
|-------|--------|-------|-----------------------------|
| 1894 | W | 6-0 | Jackson |
| 1899 | L | 5-7 | Jackson |
| 1900 | L | 5-12 | Tuscaloosa |
| 1901 | L | 0-41 | Tuscaloosa |
| 1907 | L | 0-20 | Columbus |
| 1909 | T | 0-0 | Jackson |
| 1910 | W | 16-0 | Greenville |
| 1912 | L | 9-10 | Tuscaloosa |
| 1915 | L | 0-53 | Birmingham |
| 1916 | L | 0-27 | Tuscaloosa |
| 1917 | L | 0-54 | Tuscaloosa |
| 1919 | L | 0-49 | Tuscaloosa |
| 1923 | L | 0-56 | Tuscaloosa |
| 1924 | L | 0-61 | Montgomery |
| 1928 | L | 0-27 | Tuscaloosa |
| 1929 | L | 7-22 | Tuscaloosa |
| 1930 | L | 0-64 | Tuscaloosa |
| 1931 | L | 6-55 | Tuscaloosa |
| 1932 | L | 13-24 | Tuscaloosa |
| 1933 | T | 0-0 | Birmingham |
| 1944 | L | 6-34 | Mobile |
| 1964 | L | 7-12 | New Orleans (Sugar Bowl) |
| 1965 | L | 16-17 | Birmingham (n) |
| 1966 | L | 7-17 | Jackson |
| 1967 | L | 7-21 | Birmingham |
| 1968 | W | 10-8 | Jackson |
| 1969 | L | 32-33 | Birmingham (n) |
| 1970 | W | 48-23 | Jackson (n) |
| 1971 | L | 6-40 | Birmingham |
| 1974 | L | 21-35 | Jackson (n) |
| 1975 | L | 6-32 | Birmingham |
| 1976 | W | 10-7 | Jackson (n) |
| 1977 | L | 13-34 | Birmingham (n) |
| 1980 | L | 35-59 | Jackson |
| 1981 | L | 7-38 | Tuscaloosa |
| 1982 | L | 14-42 | Jackson (n) |
| 1983 | L | 0-40 | Tuscaloosa |
| 1988 | W | 22-12 | Tuscaloosa |
| 1989 | L | 27-62 | Jackson |
| 1992 | L | 10-31 | Tuscaloosa |
| 1993* | L | 14-19 | Oxford |
| 1994 | L | 10-21 | Tuscaloosa |
| 1995 | L | 9-23 | Oxford |
| 1996 | L | 0-37 | Tuscaloosa |
| 1997 | L | 20-29 | Oxford |
| 1998 | L | 17-20 | Tuscaloosa |
| 1999 | L | 24-30 | Oxford |
| 2000 | L | 7-45 | Tuscaloosa (n) |
| 2001 | W | 27-24 | Oxford |
| 2002 | L | 7-42 | Tuscaloosa |
| 2003 | W | 43-28 | Oxford |
| 2004 | L | 7-28 | Tuscaloosa (n) |
| 2005^ | L | 10-13 | Oxford |
| 2006^ | L (OT) | 23-26 | Tuscaloosa |
| 2007^ | L | 24-27 | Oxford |
| 2008 | L | 20-24 | Tuscaloosa |
| 2009 | L | 3-22 | Oxford |
| 2010 | L | 10-23 | Tuscaloosa (n) |
| 2011 | L | 7-52 | Oxford (n) |
| 2012 | L | 14-33 | Tuscaloosa (n) |
| 2013 | L | 0-25 | Tuscaloosa (n) |
| 2014^ | W | 23-17 | Oxford |
| 2015 | W | 43-37 | Tuscaloosa (n) |
| 2016 | L | 43-48 | Oxford |
| 2017 | L | 3-66 | Tuscaloosa (n) |
| 2018 | L | 7-62 | Oxford (n) |
| 2019 | L | 31-59 | Tuscaloosa |
| 2020 | L | 48-63 | Oxford (n) |
| 2021 | L | 21-42 | Tuscaloosa |
| 2022 | L | 24-30 | Oxford |

* Ole Miss won by forfeit
^ Result vacated by NCAA ruling
Original record: 55-11-2

ARKANSAS

Series: Arkansas leads 37-29-1#
In Oxford: Arkansas leads 8-6

| | | | |
|-------|----------|-------|-----------------------------|
| 1908 | L | 0-33 | Fayetteville |
| 1913 | W | 21-10 | Little Rock |
| 1914 | W | 13-7 | Little Rock |
| 1924 | L | 0-20 | Little Rock |
| 1926 | L | 6-21 | Fayetteville |
| 1928 | W | 25-0 | Oxford |
| 1937 | L | 6-32 | Memphis |
| 1938 | W | 20-14 | Memphis |
| 1940 | L | 20-21 | Memphis |
| 1941 | W | 18-0 | Memphis |
| 1942 | L | 6-7 | Memphis (n) |
| 1944 | L | 18-26 | Memphis |
| 1945 | L | 0-19 | Memphis |
| 1946 | W | 9-7 | Memphis |
| 1947 | L | 14-19 | Memphis |
| 1952 | W | 34-7 | Little Rock |
| 1953 | W | 28-0 | Memphis |
| 1954 | L | 0-6 | Little Rock |
| 1955 | W | 17-7 | Oxford |
| 1956 | L | 0-14 | Little Rock (n) |
| 1957 | L | 6-12 | Memphis |
| 1958 | W | 14-12 | Little Rock |
| 1959 | W | 28-0 | Memphis |
| 1960 | W | 10-7 | Little Rock |
| 1961 | W | 16-0 | Jackson |
| 1962 | W | 17-13 | New Orleans (Sugar Bowl) |
| 1969 | W | 27-22 | New Orleans (Sugar Bowl) |
| 1981 | L | 13-27 | Jackson (n) |
| 1982 | L | 12-14 | Little Rock (n) |
| 1983 | W | 13-10 | Jackson (n) |
| 1984 | T | 14-14 | Little Rock (n) |
| 1985 | L | 19-24 | Jackson (n) |
| 1986 | L | 0-21 | Little Rock (n) |
| 1987 | L | 10-31 | Jackson (n) |
| 1988 | L | 13-21 | Little Rock (n) |
| 1989 | L | 17-24 | Jackson (n) |
| 1990 | W | 21-17 | Little Rock |
| 1991 | W | 24-17 | Jackson (n) |
| 1992 | W | 17-3 | Little Rock (n) |
| 1993 | W | 19-0 | Jackson |
| 1994 | L | 7-31 | Fayetteville |
| 1995 | L | 6-13 | Memphis |
| 1996 | L | 7-13 | Fayetteville |
| 1997 | W | 19-9 | Oxford (n) |
| 1998 | L | 0-34 | Fayetteville |
| 1999 | W | 38-16 | Oxford |
| 2000 | W | 38-24 | Fayetteville |
| 2001 | L (7 OT) | 56-58 | Oxford (n) |
| 2002 | L | 28-48 | Fayetteville |
| 2003 | W | 19-7 | Oxford (n) |
| 2004 | L | 3-35 | Fayetteville |
| 2005 | L | 17-28 | Oxford |
| 2006 | L | 3-38 | Fayetteville |
| 2007 | L | 8-44 | Oxford |
| 2008 | W | 23-21 | Fayetteville (n) |
| 2009 | W | 30-17 | Oxford |
| 2010 | L | 24-38 | Fayetteville |
| 2011 | L | 24-29 | Oxford |
| 2012^ | W | 30-27 | Little Rock |
| 2013^ | W | 34-24 | Oxford |
| 2014 | L | 0-30 | Fayetteville |
| 2015 | L (OT) | 52-53 | Oxford |
| 2016 | L | 30-34 | Fayetteville (n) |
| 2017 | L | 37-38 | Oxford |
| 2018 | W | 37-33 | Little Rock (n) |
| 2019 | W | 31-17 | Oxford (n) |
| 2020 | L | 21-33 | Fayetteville |
| 2021 | W | 52-51 | Oxford |
| 2022 | L | 27-42 | Fayetteville (n) |

^ Result vacated by NCAA ruling
Original record: 36-30-1

AUBURN

Series: Auburn leads 35-11#
In Auburn: Auburn leads 17-3

| | | | |
|-------|--------|-------|------------------------------|
| 1928 | W | 19-0 | Birmingham |
| 1932 | L | 7-14 | Montgomery |
| 1949 | W | 40-7 | Montgomery (n) |
| 1951 | W | 39-14 | Mobile |
| 1952 | W | 20-7 | Memphis |
| 1953 | L | 0-13 | Auburn |
| 1965 | W | 13-7 | Memphis (Liberty Bowl) |
| 1971 | L | 28-35 | Jacksonville (Gator Bowl) |
| 1972 | L | 13-19 | Jackson |
| 1973 | L | 7-14 | Auburn |
| 1976 | L | 0-10 | Jackson |
| 1977 | L | 15-21 | Auburn |
| 1984 | L | 13-17 | Oxford |
| 1985 | L | 0-41 | Auburn (n) |
| 1990 | L | 10-24 | Jackson |
| 1991 | L | 13-23 | Auburn (n) |
| 1992 | W | 45-21 | Oxford (n) |
| 1993 | L | 12-16 | Auburn (n) |
| 1994 | L | 17-22 | Oxford |
| 1995 | L | 13-46 | Auburn (n) |
| 1996 | L | 28-45 | Oxford |
| 1997 | L | 9-19 | Auburn |
| 1998 | L | 0-17 | Oxford |
| 1999 | W (OT) | 24-17 | Auburn |
| 2000 | L | 27-35 | Oxford (n) |
| 2001 | L | 21-27 | Auburn |
| 2002 | L | 24-31 | Oxford |
| 2003 | W | 24-20 | Auburn |
| 2004 | L | 14-35 | Oxford (n) |
| 2005 | L | 3-27 | Auburn |
| 2006 | L | 17-23 | Oxford |
| 2007 | L | 3-17 | Auburn |
| 2008 | W | 17-7 | Oxford |
| 2009 | L | 20-33 | Auburn |
| 2010 | L | 31-51 | Oxford |
| 2011 | L | 23-41 | Auburn (n) |
| 2012^ | W | 41-20 | Oxford |
| 2013 | L | 22-30 | Auburn |
| 2014 | L | 31-35 | Oxford (n) |
| 2015 | W | 27-19 | Auburn |
| 2016 | L | 29-40 | Oxford (n) |
| 2017 | L | 23-44 | Auburn |
| 2018 | L | 16-31 | Oxford |
| 2019 | L | 14-20 | Auburn (n) |
| 2020 | L | 28-35 | Oxford |
| 2021 | L | 20-31 | Auburn (n) |
| 2022 | W | 48-34 | Oxford |

^ Result vacated by NCAA ruling
Original record: 34-11

GEORGIA

Series: Ole Miss leads 32-12-1#
In Athens: 4-18-1

| | | | |
|------|---|-------|-------------|
| 1940 | W | 28-14 | Athens |
| 1941 | T | 14-14 | Athens (n) |
| 1942 | L | 13-48 | Memphis |
| 1955 | W | 26-13 | Atlanta (n) |
| 1966 | L | 3-9 | Athens |
| 1967 | W | 29-20 | Jackson (n) |
| 1968 | L | 7-21 | Athens |
| 1969 | W | 25-17 | Jackson |
| 1970 | W | 31-21 | Athens |
| 1971 | L | 7-38 | Jackson |
| 1972 | L | 13-14 | Jackson |
| 1973 | L | 0-20 | Athens |
| 1974 | L | 0-49 | Athens |
| 1975 | W | 28-13 | Oxford |
| 1976 | W | 21-17 | Oxford |
| 1977 | L | 13-14 | Athens |
| 1978 | L | 3-42 | Athens |
| 1979 | L | 21-24 | Oxford |
| 1980 | L | 21-28 | Athens |
| 1981 | L | 7-37 | Oxford |
| 1982 | L | 10-33 | Athens |

| | | | |
|-------------|--------|------------|------------|
| 1983..... | L..... | 11-36..... | Oxford |
| 1984..... | L..... | 12-18..... | Athens |
| 1985..... | L..... | 21-49..... | Jackson |
| 1986..... | L..... | 10-14..... | Athens |
| 1987..... | L..... | 14-31..... | Oxford |
| 1988..... | L..... | 12-36..... | Athens |
| 1989..... | W..... | 17-13..... | Oxford |
| 1990..... | W..... | 28-12..... | Athens |
| 1991..... | L..... | 17-37..... | Oxford |
| 1992..... | L..... | 11-37..... | Athens |
| 1993..... | W..... | 31-14..... | Oxford (n) |
| 1994..... | L..... | 14-17..... | Athens |
| 1995..... | W..... | 18-10..... | Oxford (n) |
| 1996..... | W..... | 31-27..... | Athens |
| 1997..... | L..... | 14-21..... | Oxford |
| 1998..... | L..... | 17-24..... | Athens |
| 1999..... | L..... | 17-20..... | Oxford |
| 2000..... | L..... | 17-31..... | Athens (n) |
| 2001..... | L..... | 15-35..... | Oxford |
| 2002..... | L..... | 17-31..... | Athens (n) |
| 2006..... | L..... | 9-14..... | Oxford (n) |
| 2007..... | L..... | 17-45..... | Athens |
| 2011..... | L..... | 13-27..... | Oxford |
| 2012..... | L..... | 10-37..... | Athens |
| 2016 ^..... | W..... | 45-14..... | Oxford (n) |

^ Result vacated by NCAA ruling
Original record: 32-13-1

GEORGIA TECH

Series: Ole Miss leads 3-2
In Oxford: First Meeting

| | | | |
|-----------|--------|------------|-------------|
| 1946..... | L..... | 7-24..... | Atlanta |
| 1952..... | L..... | 7-24..... | New Orleans |
| 1971..... | W..... | 41-18..... | Atlanta |
| 2013..... | W..... | 25-17..... | Nashville |
| 2022..... | W..... | 42-0..... | Atlanta |

LSU

Series: LSU leads 65-41-4#
In Oxford: LSU leads 10-8-1

| | | | |
|-----------|--------|------------|-----------------|
| 1894..... | W..... | 26-6..... | Baton Rouge |
| 1896..... | L..... | 4-12..... | Vicksburg |
| 1899..... | W..... | 11-0..... | Meridian |
| 1901..... | L..... | 0-46..... | Baton Rouge |
| 1902..... | L..... | 0-6..... | New Orleans |
| 1903..... | W..... | 11-0..... | New Orleans |
| 1904..... | L..... | 0-5..... | Baton Rouge |
| 1906..... | W..... | 9-0..... | Baton Rouge |
| 1907..... | L..... | 0-23..... | Jackson |
| 1909..... | L..... | 0-10..... | Baton Rouge |
| 1912..... | W..... | 10-7..... | Baton Rouge |
| 1914..... | W..... | 21-0..... | Baton Rouge |
| 1915..... | L..... | 0-28..... | Oxford |
| 1916..... | L..... | 0-41..... | Baton Rouge |
| 1917..... | L..... | 7-52..... | Oxford |
| 1919..... | L..... | 0-13..... | Baton Rouge |
| 1921..... | L..... | 0-21..... | Baton Rouge |
| 1926..... | L..... | 0-3..... | Baton Rouge |
| 1927..... | W..... | 12-7..... | Oxford |
| 1928..... | L..... | 6-19..... | Baton Rouge |
| 1929..... | L..... | 6-13..... | Baton Rouge |
| 1930..... | L..... | 0-6..... | Baton Rouge |
| 1931..... | L..... | 3-26..... | Jackson |
| 1933..... | L..... | 0-31..... | Baton Rouge |
| 1934..... | L..... | 0-14..... | Jackson |
| 1936..... | L..... | 0-13..... | Baton Rouge (n) |
| 1937..... | L..... | 0-13..... | Baton Rouge (n) |
| 1938..... | W..... | 20-7..... | Baton Rouge (n) |
| 1939..... | W..... | 14-7..... | Baton Rouge (n) |
| 1940..... | W..... | 19-6..... | Baton Rouge (n) |
| 1941..... | W..... | 13-12..... | Baton Rouge (n) |
| 1942..... | L..... | 7-21..... | Baton Rouge (n) |
| 1945..... | L..... | 13-32..... | Baton Rouge (n) |
| 1946..... | L..... | 21-34..... | Baton Rouge (n) |
| 1947..... | W..... | 20-18..... | Baton Rouge (n) |
| 1948..... | W..... | 49-19..... | Baton Rouge (n) |
| 1949..... | L..... | 7-34..... | Baton Rouge (n) |
| 1950..... | L..... | 14-40..... | Baton Rouge (n) |
| 1951..... | T..... | 6-6..... | Baton Rouge (n) |
| 1952..... | W..... | 28-0..... | Oxford |

| | | | |
|-------------|-------------|------------|-----------------------------|
| 1953..... | W..... | 27-16..... | Baton Rouge (n) |
| 1954..... | W..... | 21-6..... | Baton Rouge |
| 1955..... | W..... | 29-26..... | Baton Rouge (n) |
| 1956..... | W..... | 46-17..... | Baton Rouge (n) |
| 1957..... | W..... | 14-12..... | Oxford |
| 1958..... | L..... | 0-14..... | Baton Rouge |
| 1959..... | L..... | 3-7..... | Baton Rouge (n) |
| 1960..... | W..... | 21-0..... | New Orleans (Sugar Bowl) |
| 1960..... | T..... | 6-6..... | Oxford |
| 1961..... | L..... | 7-10..... | Baton Rouge (n) |
| 1962..... | W..... | 15-7..... | Baton Rouge (n) |
| 1963..... | W..... | 37-3..... | Baton Rouge |
| 1964..... | L..... | 10-11..... | Baton Rouge (n) |
| 1965..... | W..... | 23-0..... | Jackson |
| 1966..... | W..... | 17-0..... | Baton Rouge (n) |
| 1967..... | T..... | 13-13..... | Jackson |
| 1968..... | W..... | 27-24..... | Baton Rouge (n) |
| 1969..... | W..... | 26-23..... | Jackson |
| 1970..... | L..... | 17-61..... | Baton Rouge (n) |
| 1971..... | W..... | 24-22..... | Jackson |
| 1972..... | L..... | 16-17..... | Baton Rouge (n) |
| 1973..... | L..... | 14-51..... | Jackson |
| 1974..... | L..... | 0-24..... | Baton Rouge (n) |
| 1975..... | W..... | 17-13..... | Jackson |
| 1976..... | L..... | 0-45..... | Baton Rouge (n) |
| 1977..... | L..... | 21-28..... | Jackson |
| 1978..... | L..... | 8-30..... | Baton Rouge |
| 1979..... | L..... | 24-28..... | Jackson |
| 1980..... | L..... | 16-38..... | Baton Rouge |
| 1981..... | T..... | 27-27..... | Jackson |
| 1982..... | L..... | 8-45..... | Baton Rouge (n) |
| 1983..... | W..... | 27-24..... | Jackson |
| 1984..... | L..... | 29-32..... | Baton Rouge (n) |
| 1985..... | L..... | 0-14..... | Jackson |
| 1986..... | W..... | 21-19..... | Baton Rouge |
| 1987..... | L..... | 13-42..... | Jackson (n) |
| 1988..... | L..... | 20-31..... | Baton Rouge |
| 1989..... | L..... | 30-35..... | Oxford |
| 1990..... | W..... | 19-10..... | Baton Rouge (n) |
| 1991..... | L..... | 22-25..... | Jackson |
| 1992..... | W..... | 32-0..... | Jackson (n) |
| 1993..... | L..... | 17-19..... | Baton Rouge (n) |
| 1994..... | W..... | 34-21..... | Oxford |
| 1995..... | L..... | 9-38..... | Baton Rouge (n) |
| 1996..... | L..... | 7-39..... | Oxford |
| 1997..... | W..... | 36-21..... | Baton Rouge |
| 1998..... | W (OT)..... | 37-31..... | Oxford |
| 1999..... | W..... | 42-23..... | Baton Rouge (n) |
| 2000..... | L..... | 9-20..... | Oxford (n) |
| 2001..... | W..... | 35-24..... | Baton Rouge (n) |
| 2002..... | L..... | 13-14..... | Baton Rouge (n) |
| 2003..... | L..... | 14-17..... | Oxford |
| 2004..... | L..... | 24-27..... | Baton Rouge (n) |
| 2005..... | L..... | 7-40..... | Oxford (n) |
| 2006..... | L (OT)..... | 20-23..... | Baton Rouge (n) |
| 2007..... | L..... | 24-41..... | Oxford |
| 2008..... | W..... | 31-13..... | Baton Rouge |
| 2009..... | W..... | 25-23..... | Oxford |
| 2010..... | L..... | 36-43..... | Baton Rouge |
| 2011..... | L..... | 3-52..... | Oxford (n) |
| 2012..... | L..... | 35-41..... | Baton Rouge |
| 2013 ^..... | W..... | 27-24..... | Oxford |
| 2014..... | L..... | 7-10..... | Baton Rouge (n) |
| 2015..... | W..... | 38-17..... | Oxford |
| 2016..... | L..... | 21-38..... | Baton Rouge (n) |
| 2017..... | L..... | 24-40..... | Oxford (n) |
| 2018..... | L..... | 16-45..... | Baton Rouge (n) |
| 2019..... | L..... | 37-58..... | Oxford (n) |
| 2020..... | L..... | 48-53..... | Baton Rouge |
| 2021..... | W..... | 31-17..... | Oxford |
| 2022..... | L..... | 20-45..... | Baton Rouge |

^ Result vacated by NCAA ruling
Original record: 64-41-4

MERCER

Series: Ole Miss leads 1-0
In Oxford: First Meeting

| | | | |
|-----------|--------|-----------|-------|
| 1911..... | W..... | 34-0..... | Macon |
|-----------|--------|-----------|-------|

MISSISSIPPI STATE

Series: Ole Miss leads 64-47-6#
In Starkville: 23-15-3

| | | | |
|------------|--------|------------|------------|
| 1901..... | L..... | 0-17..... | Starkville |
| 1902..... | W..... | 21-0..... | Starkville |
| 1903..... | T..... | 6-6..... | Oxford |
| 1904..... | W..... | 17-5..... | Columbus |
| 1905..... | L..... | 0-11..... | Jackson |
| 1906..... | W..... | 29-5..... | Jackson |
| 1907..... | L..... | 0-15..... | Jackson |
| 1908..... | L..... | 6-44..... | Jackson |
| 1909..... | W..... | 9-5..... | Jackson |
| 1910..... | W..... | 30-0..... | Jackson |
| 1911..... | L..... | 0-6..... | Jackson |
| 1915..... | L..... | 0-65..... | Tupelo |
| 1916..... | L..... | 0-36..... | Tupelo |
| 1917..... | L..... | 14-41..... | Tupelo |
| 1918..... | L..... | 0-13..... | Oxford |
| 1918..... | L..... | 0-34..... | Starkville |
| 1919..... | L..... | 0-33..... | Clarksdale |
| 1920..... | L..... | 0-20..... | Greenwood |
| 1921..... | L..... | 0-21..... | Greenwood |
| 1922..... | L..... | 13-19..... | Jackson |
| 1923..... | L..... | 6-13..... | Jackson |
| 1924..... | L..... | 0-20..... | Jackson |
| 1925..... | L..... | 0-6..... | Jackson |
| 1926..... | W..... | 7-6..... | Starkville |
| 1927..... | W..... | 20-12..... | Oxford |
| 1928..... | W..... | 20-19..... | Starkville |
| 1929..... | T..... | 7-7..... | Oxford |
| 1930..... | W..... | 20-0..... | Starkville |
| 1931..... | W..... | 25-14..... | Oxford |
| 1932..... | W..... | 13-0..... | Starkville |
| 1933..... | W..... | 31-0..... | Oxford |
| 1934..... | W..... | 7-3..... | Jackson |
| 1935..... | W..... | 14-6..... | Oxford |
| 1936..... | L..... | 6-26..... | Starkville |
| 1937..... | L..... | 7-9..... | Oxford |
| 1938..... | W..... | 19-6..... | Starkville |
| 1939..... | L..... | 6-18..... | Oxford |
| 1940..... | L..... | 0-19..... | Starkville |
| 1941..... | L..... | 0-6..... | Oxford |
| 1942..... | L..... | 13-34..... | Starkville |
| 1944..... | W..... | 13-8..... | Oxford |
| 1945..... | W..... | 7-6..... | Starkville |
| 1946..... | L..... | 0-20..... | Oxford |
| 1947..... | W..... | 33-14..... | Starkville |
| 1948..... | W..... | 34-7..... | Oxford |
| 1949..... | W..... | 26-0..... | Starkville |
| 1950..... | W..... | 27-20..... | Oxford |
| 1951..... | W..... | 49-7..... | Starkville |
| 1952..... | W..... | 20-14..... | Oxford |
| 1953..... | T..... | 7-7..... | Starkville |
| 1954..... | W..... | 14-0..... | Oxford |
| 1955..... | W..... | 26-0..... | Starkville |
| 1956..... | W..... | 13-7..... | Oxford |
| 1957..... | T..... | 7-7..... | Starkville |
| 1958..... | W..... | 21-0..... | Oxford |
| 1959..... | W..... | 42-0..... | Starkville |
| 1960..... | W..... | 35-9..... | Oxford |
| 1961..... | W..... | 37-7..... | Starkville |
| 1962..... | W..... | 13-6..... | Oxford |
| 1963..... | T..... | 10-10..... | Starkville |
| 1964..... | L..... | 17-20..... | Oxford |
| 1965..... | W..... | 21-0..... | Starkville |
| 1966..... | W..... | 24-0..... | Oxford |
| 1967..... | W..... | 10-3..... | Starkville |
| 1968..... | T..... | 17-17..... | Oxford |
| 1969..... | W..... | 48-22..... | Starkville |
| 1970..... | L..... | 14-19..... | Oxford |
| 1971..... | W..... | 48-0..... | Starkville |
| 1972..... | W..... | 51-14..... | Oxford |
| 1973..... | W..... | 38-10..... | Jackson |
| 1974..... | L..... | 13-31..... | Jackson |
| 1975..... | W..... | 13-7..... | Jackson |
| 1976*..... | L..... | 11-28..... | Jackson |
| 1977*..... | L..... | 14-18..... | Jackson |
| 1978..... | W..... | 27-7..... | Jackson |
| 1979..... | W..... | 14-9..... | Jackson |
| 1980..... | L..... | 14-19..... | Jackson |
| 1981..... | W..... | 21-17..... | Jackson |
| 1982..... | L..... | 10-27..... | Jackson |
| 1983..... | W..... | 24-23..... | Jackson |

| | | | |
|-------------------|--------|-------|----------------|
| 1984 | W | 24-3 | Jackson |
| 1985 | W | 45-27 | Jackson |
| 1986 | W | 24-3 | Jackson |
| 1987 | L | 20-30 | Jackson |
| 1988 | W | 33-6 | Jackson |
| 1989 | W | 21-11 | Jackson |
| 1990 | W | 21-9 | Jackson |
| 1991 | L | 9-24 | Starkville |
| 1992 | W | 17-10 | Oxford |
| 1993 | L | 13-20 | Starkville |
| 1994 | L | 17-21 | Oxford |
| 1995 | W | 13-10 | Starkville |
| 1996 | L | 0-17 | Oxford |
| 1997 | W | 15-14 | Starkville |
| 1998 | L | 6-28 | Oxford (n) |
| 1999 | L | 20-23 | Starkville (n) |
| 2000 | W | 45-30 | Oxford (n) |
| 2001 | L | 28-36 | Starkville (n) |
| 2002 | W | 24-12 | Oxford (n) |
| 2003 | W | 31-0 | Starkville (n) |
| 2004 | W | 20-3 | Oxford |
| 2005 | L | 14-35 | Starkville |
| 2006 | W | 20-17 | Oxford |
| 2007 | L | 14-17 | Starkville |
| 2008 | W | 45-0 | Oxford |
| 2009 | L | 27-41 | Starkville |
| 2010 | L | 23-31 | Oxford (n) |
| 2011 | L | 3-31 | Starkville (n) |
| 2012 [^] | W | 41-24 | Oxford (n) |
| 2013 | L (OT) | 10-17 | Starkville (n) |
| 2014 [^] | W | 31-17 | Oxford |
| 2015 | W | 38-27 | Starkville (n) |
| 2016 | L | 20-55 | Oxford |
| 2017 | W | 31-28 | Starkville (n) |
| 2018 | L | 3-35 | Oxford (n) |
| 2019 | L | 20-21 | Starkville (n) |
| 2020 | W | 31-24 | Oxford |
| 2021 | W | 31-21 | Starkville (n) |
| 2022 | L | 22-24 | Oxford (n) |

*Ole Miss won by forfeit
[^] Result vacated by NCAA ruling
 # Original record: 63-48-6

TEXAS A&M

Series: Texas A&M leads 9-3#
 In Oxford: Texas A&M leads 4-2

| | | | |
|-------------------|---|-------|---------------------|
| 1911 | L | 0-17 | College Station |
| 1914 | L | 7-14 | Beaumont |
| 1975 | L | 0-7 | College Station |
| 1980 | L | 20-23 | Jackson |
| 2012 | L | 27-30 | Oxford (n) |
| 2013 | L | 38-41 | Oxford (n) |
| 2014 [^] | W | 35-20 | College Station (n) |
| 2015 | W | 23-3 | Oxford (n) |
| 2016 [^] | W | 29-28 | College Station (n) |
| 2017 | L | 24-31 | Oxford (n) |
| 2018 | L | 24-38 | College Station |
| 2019 | L | 17-24 | Oxford (n) |
| 2021 | W | 29-19 | Oxford (n) |
| 2022 | W | 31-28 | College Station (n) |

[^] Result vacated by NCAA ruling
 # Original record: 9-3

TULANE

Series: Ole Miss leads 42-28#
 In New Orleans: Tulane leads 24-22

| | | | |
|------|---|-------|-------------|
| 1894 | W | 8-2 | New Orleans |
| 1895 | L | 4-28 | New Orleans |
| 1896 | L | 0-10 | New Orleans |
| 1897 | L | 9-14 | New Orleans |
| 1899 | W | 15-0 | New Orleans |
| 1900 | L | 0-12 | New Orleans |
| 1901 | L | 11-25 | New Orleans |
| 1904 | L | 0-22 | New Orleans |
| 1906 | W | 17-0 | New Orleans |
| 1908 | L | 0-10 | New Orleans |
| 1909 | L | 0-5 | New Orleans |
| 1910 | W | 16-0 | New Orleans |
| 1914 | W | 21-6 | New Orleans |
| 1919 | L | 12-27 | New Orleans |
| 1920 | L | 0-32 | New Orleans |

| | | | |
|-------------------|---|-------|-----------------|
| 1921 | L | 0-26 | New Orleans |
| 1923 | L | 0-19 | New Orleans |
| 1925 | L | 7-26 | New Orleans |
| 1926 | L | 0-6 | New Orleans |
| 1927 | L | 7-19 | New Orleans |
| 1931 | L | 7-14 | New Orleans |
| 1934 | L | 0-15 | New Orleans |
| 1936 | L | 6-7 | New Orleans |
| 1937 | L | 7-14 | New Orleans |
| 1939 | L | 6-18 | New Orleans |
| 1941 | W | 20-13 | New Orleans |
| 1947 | W | 27-14 | New Orleans |
| 1948 | L | 7-20 | New Orleans |
| 1950 | L | 20-27 | New Orleans |
| 1951 | W | 25-6 | Oxford |
| 1952 | W | 20-14 | New Orleans |
| 1953 | W | 27-13 | New Orleans |
| 1956 | L | 3-10 | Jackson (n) |
| 1957 | W | 50-0 | New Orleans (n) |
| 1958 | W | 19-8 | New Orleans (n) |
| 1959 | W | 53-7 | Oxford |
| 1960 | W | 26-13 | New Orleans (n) |
| 1961 | W | 41-0 | Jackson (n) |
| 1962 | W | 21-0 | Jackson (n) |
| 1963 | W | 21-0 | New Orleans |
| 1964 | W | 14-9 | New Orleans (n) |
| 1965 | W | 24-7 | Jackson (n) |
| 1975 | L | 3-14 | New Orleans (n) |
| 1976 | W | 34-7 | Oxford |
| 1979 | L | 15-49 | New Orleans |
| 1980 | L | 24-26 | Oxford |
| 1981 | W | 19-18 | New Orleans |
| 1982 | W | 45-14 | Jackson (n) |
| 1983% | W | 23-27 | New Orleans |
| 1984 | W | 19-14 | Oxford |
| 1985 | W | 27-10 | New Orleans (n) |
| 1986 | W | 35-10 | Oxford |
| 1987 | L | 24-31 | New Orleans (n) |
| 1988 | L | 9-14 | Oxford |
| 1989 | W | 32-28 | New Orleans (n) |
| 1990 | W | 31-21 | Oxford |
| 1991 | W | 22-3 | New Orleans (n) |
| 1992 | W | 35-9 | Oxford |
| 1994 | W | 38-0 | New Orleans |
| 1995 | W | 20-17 | Oxford |
| 1997 | W | 41-24 | New Orleans (n) |
| 1999 | W | 20-13 | Oxford |
| 2000 | W | 49-20 | Oxford |
| 2010 [^] | W | 27-13 | New Orleans (n) |
| 2012 [^] | W | 39-0 | New Orleans |
| 2021 | W | 61-21 | Oxford (n) |

[^] Result vacated by NCAA ruling
 # Original record: 43-28
 %Won by forfeit

ULM

Series: Ole Miss leads 3-1
 In Oxford: Ole Miss leads 3-1

| | | | |
|------|---|-------|------------|
| 2002 | W | 31-3 | Oxford |
| 2003 | W | 59-14 | Oxford |
| 2008 | W | 59-0 | Oxford |
| 2018 | L | 23-44 | Oxford (n) |

VANDERBILT

Series: Ole Miss leads 53-40-2#
 In Oxford: Ole Miss leads 26-5

| | | | |
|------|---|------|-----------|
| 1894 | L | 0-40 | Nashville |
| 1899 | L | 0-11 | Memphis |
| 1900 | L | 0-6 | Nashville |
| 1902 | L | 0-29 | Nashville |
| 1903 | L | 0-33 | Nashville |
| 1904 | L | 0-69 | Nashville |
| 1906 | L | 0-29 | Nashville |
| 1907 | L | 0-60 | Nashville |
| 1908 | L | 0-29 | Nashville |
| 1909 | L | 0-17 | Nashville |
| 1910 | L | 2-9 | Nashville |
| 1911 | L | 0-21 | Nashville |
| 1912 | L | 0-24 | Nashville |
| 1915 | L | 0-91 | Memphis |
| 1916 | L | 0-35 | Nashville |

| | | | |
|-------------------|--------|-------|---------------|
| 1925 | L | 0-7 | Nashville |
| 1929 | L | 7-19 | Nashville |
| 1930 | L | 0-24 | Nashville |
| 1938 | L | 7-13 | Nashville |
| 1939 | W | 14-7 | Memphis |
| 1940 | W | 13-7 | Nashville |
| 1942 | L | 0-19 | Memphis |
| 1945 | W | 14-7 | Nashville |
| 1946 | L | 0-7 | Memphis |
| 1947 | L | 6-10 | Nashville |
| 1948 | W | 20-7 | Oxford |
| 1949 | L | 27-28 | Nashville |
| 1950 | L | 14-20 | Nashville |
| 1951 | L | 20-34 | Memphis |
| 1952 | T | 21-21 | Nashville |
| 1953 | W | 28-6 | Oxford |
| 1954 | W | 22-7 | Nashville (n) |
| 1955 | W | 13-0 | Memphis (n) |
| 1956 | W | 16-0 | Oxford |
| 1957 | W | 28-0 | Nashville (n) |
| 1959 | W | 33-0 | Nashville (n) |
| 1960 | W | 26-0 | Nashville (n) |
| 1961 | W | 47-0 | Oxford |
| 1962 | W | 35-0 | Memphis (n) |
| 1963 | W | 27-7 | Oxford |
| 1964 | T | 7-7 | Nashville (n) |
| 1965 | W | 24-7 | Oxford |
| 1966 | W | 34-0 | Jackson |
| 1967 | W | 28-7 | Nashville |
| 1970 | W | 26-16 | Nashville (n) |
| 1971 | W | 28-7 | Oxford |
| 1972 | W | 31-7 | Nashville |
| 1973 | W | 24-14 | Oxford |
| 1974 | L | 14-24 | Nashville |
| 1975 | W | 17-7 | Oxford |
| 1976 | W | 20-3 | Nashville |
| 1977 | W | 26-14 | Oxford |
| 1978 | W | 35-10 | Nashville |
| 1979 | W | 63-28 | Oxford |
| 1980 | W | 27-14 | Nashville |
| 1981 | L | 23-27 | Oxford |
| 1982 | L | 10-19 | Nashville |
| 1983 | W | 21-14 | Oxford |
| 1984 | L | 20-37 | Nashville |
| 1985 | W | 35-7 | Oxford |
| 1986 | W | 28-12 | Nashville |
| 1987 | W | 42-14 | Oxford |
| 1988 | W | 36-28 | Nashville |
| 1989 | W | 24-16 | Oxford |
| 1990 | W | 14-13 | Nashville |
| 1991 | L | 27-30 | Oxford |
| 1992 | L | 9-31 | Nashville |
| 1993 | W | 49-7 | Oxford (n) |
| 1994 | W | 20-14 | Nashville (n) |
| 1995 | W | 21-10 | Oxford |
| 1996 | W | 20-9 | Nashville (n) |
| 1997 | W | 15-3 | Oxford (n) |
| 1998 | W | 30-6 | Nashville |
| 1999 | L (OT) | 34-37 | Oxford |
| 2000 | W | 12-7 | Nashville |
| 2001 | W | 38-27 | Oxford |
| 2002 | W | 45-38 | Oxford |
| 2003 | W | 24-21 | Nashville |
| 2004 | W (OT) | 26-23 | Oxford |
| 2005 | L | 23-31 | Nashville |
| 2006 | W | 17-10 | Oxford |
| 2007 | L | 17-31 | Nashville |
| 2008 | L | 17-23 | Oxford (n) |
| 2009 | W | 23-7 | Nashville (n) |
| 2010 | L | 14-28 | Oxford |
| 2011 | L | 7-30 | Nashville |
| 2012 | L | 26-27 | Oxford (n) |
| 2013 [^] | W | 39-35 | Nashville (n) |
| 2014 [^] | W | 41-3 | Nashville |
| 2015 | W | 27-16 | Oxford (n) |
| 2016 | L | 17-38 | Nashville (n) |
| 2017 | W | 57-35 | Oxford |
| 2018 | L (OT) | 29-36 | Nashville (n) |
| 2019 | W | 31-6 | Oxford (n) |
| 2020 | W | 54-21 | Nashville |
| 2021 | W | 31-17 | Oxford (n) |
| 2022 | W | 52-28 | Nashville |

[^] Result vacated by NCAA ruling
 # Original record: 53-40-2



| 2022 RECORD | | OVERALL | HOME | AWAY | NEUTRAL |
|-------------|--|---------|------|------|---------|
| ALL GAMES | | 8-5 | 5-2 | 3-2 | 0-1 |
| CONFERENCE | | 4-4 | 2-2 | 2-2 | 0-0 |

| DATE | OPPONENT | TV | W/L | SCORE | ATTEND |
|----------|--------------------|-------------|-----|-------|---------|
| Sept. 3 | TROY | SEC Network | W | 28-10 | 60,533 |
| Sept. 10 | CENTRAL ARKANSAS | SECN+/ESPN+ | W | 59-3 | 58,373 |
| Sept. 17 | at Georgia Tech | ABC | W | 42-0 | 40,293 |
| Sept. 24 | TULSA | SEC Network | W | 35-27 | 60,641 |
| Oct. 1 | KENTUCKY* [HC] | ESPN | W | 22-19 | 64,828 |
| Oct. 8 | at Vanderbilt* | SEC Network | W | 52-28 | 31,567 |
| Oct. 15 | AUBURN | ESPN | W | 48-34 | 65,243 |
| Oct. 22 | at LSU* | CBS | L | 20-45 | 100,821 |
| Oct. 29 | at Texas A&M | SEC Network | W | 31-28 | 101,084 |
| Nov. 12 | ALABAMA* | CBS | L | 24-30 | 65,923 |
| Nov. 19 | at Arkansas* | SEC Network | L | 27-42 | 71,365 |
| Nov. 24 | MISSISSIPPI STATE* | ESPN | L | 22-24 | 62,487 |
| Dec. 28 | vs. Texas Tech^ | ESPN | L | 25-42 | 53,251 |

* SEC game ^ TaxAct Texas Bowl [HC] - Homecoming Game

| SCORE BY QUARTERS | 1ST | 2ND | 3RD | 4TH | OT | TOTAL |
|-------------------|-----|-----|-----|-----|----|-------|
| Ole Miss | 124 | 117 | 104 | 65 | 0 | 410 |
| Opponents | 61 | 102 | 48 | 79 | 0 | 290 |

| RUSHING | GP-GS | Att | Gain | Loss | Net | Avg | TD | Lg | Avg/G |
|-----------------|-------|-----|------|------|------|------|----|----|-------|
| Q. Judkins | 13 | 274 | 1612 | 45 | 1567 | 5.7 | 16 | 61 | 120.5 |
| Zach Evans | 12 | 144 | 963 | 27 | 936 | 6.5 | 9 | 48 | 78.0 |
| Jaxson Dart | 13 | 128 | 741 | 127 | 614 | 4.8 | 1 | 36 | 47.2 |
| Dayton Wade | 13 | 9 | 80 | 2 | 78 | 8.7 | 0 | 36 | 6.0 |
| U. Bentley | 6 | 16 | 77 | 4 | 73 | 4.6 | 4 | 17 | 12.2 |
| JJ Henry | 11 | 6 | 32 | 2 | 30 | 5.0 | 0 | 21 | 2.7 |
| Jaylon Robinson | 8 | 4 | 27 | 0 | 27 | 6.8 | 0 | 8 | 3.4 |
| Isaiah Woullard | 11 | 9 | 22 | 9 | 13 | 1.4 | 0 | 5 | 1.2 |
| Bobo Miller | 5 | 1 | 11 | 0 | 11 | 11.0 | 0 | 11 | 2.2 |
| JJ Pegues | 12 | 1 | 4 | 0 | 4 | 4.0 | 0 | 4 | 0.3 |
| Luke Altmeyer | 4 | 4 | 11 | 8 | 3 | 0.8 | 1 | 5 | 0.8 |
| Matt Jones | 4 | 3 | 4 | 1 | 3 | 1.0 | 1 | 3 | 0.8 |
| Jordan Watkins | 13 | 2 | 0 | 3 | -3 | -1.5 | 0 | 0 | -0.2 |
| Jonathan Mingo | 13 | 4 | 2 | 9 | -7 | -1.8 | 1 | 2 | -0.5 |
| TEAM | 12 | 9 | 4 | 17 | -13 | -1.4 | 0 | 4 | -1.1 |
| Total | 13 | 614 | 3590 | 254 | 3336 | 5.4 | 33 | 61 | 256.6 |
| Opponents | 13 | 516 | 2591 | 407 | 2184 | 4.2 | 18 | 68 | 168.0 |

| PASSING | GP-GS | Effic | Cmp-Att-Int | Pct | Yds | TD | Lg | Avg/G |
|----------------|-------|--------|-------------|-------|------|----|----|-------|
| Jaxson Dart | 13 | 143.60 | 226-362-11 | 62.4 | 2974 | 20 | 72 | 228.8 |
| Luke Altmeyer | 4 | 135.88 | 8-17-1 | 47.1 | 125 | 2 | 36 | 31.2 |
| Kinthead Dent | 13 | 71.76 | 3-5-0 | 60.0 | 7 | 0 | 7 | 0.5 |
| Dayton Wade | 13 | 0.00 | 0-1-0 | 0.0 | 0 | 0 | 0 | 0.0 |
| Jordan Watkins | 13 | 133.60 | 1-1-0 | 100.0 | 4 | 0 | 4 | 0.3 |
| Q. Judkins | 13 | 158.80 | 1-1-0 | 100.0 | 7 | 0 | 7 | 0.5 |
| Total | 13 | 141.97 | 239-387-12 | 61.8 | 3117 | 22 | 72 | 239.8 |
| Opponents | 13 | 132.41 | 274-431-8 | 63.6 | 2858 | 22 | 51 | 219.8 |

| RECEIVING | GP | No. | Yds | Avg | TD | Lg | Avg/G |
|-----------------|----|-----|------|------|----|----|-------|
| Malik Heath | 13 | 60 | 971 | 16.2 | 5 | 53 | 74.7 |
| Jonathan Mingo | 13 | 51 | 861 | 16.9 | 5 | 72 | 66.2 |
| Jordan Watkins | 13 | 40 | 449 | 11.2 | 2 | 61 | 34.5 |
| Dayton Wade | 13 | 27 | 309 | 11.4 | 3 | 39 | 23.8 |
| Michael Trigg | 7 | 17 | 156 | 9.2 | 3 | 28 | 22.3 |
| Q. Judkins | 13 | 15 | 132 | 8.8 | 1 | 25 | 10.2 |
| Zach Evans | 12 | 12 | 119 | 9.9 | 1 | 23 | 9.9 |
| JJ Henry | 11 | 5 | 56 | 11.2 | 0 | 22 | 5.1 |
| Jaylon Robinson | 8 | 5 | 29 | 5.8 | 0 | 16 | 3.6 |
| Casey Kelly | 11 | 3 | 17 | 5.7 | 1 | 13 | 1.5 |
| Bralon Brown | 4 | 1 | 11 | 11.0 | 0 | 11 | 2.8 |
| U. Bentley | 6 | 1 | 4 | 4.0 | 0 | 4 | 0.7 |
| Qua Davis | 7 | 1 | 2 | 2.0 | 0 | 2 | 0.3 |
| JJ Pegues | 12 | 1 | 1 | 1.0 | 1 | 1 | 0.1 |
| Total | 13 | 239 | 3117 | 13.0 | 22 | 72 | 239.8 |
| Opponents | 13 | 274 | 2858 | 10.4 | 22 | 51 | 219.8 |

| FIELD GOALS | FGM-FGA | Pct | 1-19 | 20-29 | 30-39 | 40-49 | 50+ | Lg | Blk |
|---------------|---------|------|------|-------|-------|-------|-----|----|-----|
| Jonathan Cruz | 15-17 | 88.2 | 0-0 | 3-3 | 5-6 | 6-6 | 1-2 | 53 | 1 |

| KICKOFFS | No. | Yds | Avg | TB | OB | Retn | Net | YdLn |
|---------------|-----|------|------|----|----|------|------|------|
| Jonathan Cruz | 79 | 4441 | 56.2 | 40 | 4 | -- | -- | -- |
| C. Schanefelt | 3 | 159 | 53.0 | 1 | 0 | -- | -- | -- |
| Total | 82 | 4600 | 56.1 | 41 | 4 | 536 | 37.1 | 27 |
| Opponents | 68 | 4019 | 59.1 | 31 | 3 | 447 | 41.1 | 23 |

| PUNTING | No. | Yds | Avg | Long | TB | FC | I20 | 50+ Blkd |
|--------------|-----|------|------|------|----|----|-----|----------|
| Fraser Masin | 41 | 1727 | 42.1 | 65 | 2 | 12 | 10 | 7 |
| Total | 41 | 1727 | 42.1 | 65 | 2 | 12 | 10 | 7 |
| Opponents | 59 | 2463 | 41.7 | 61 | 1 | 26 | 24 | 11 |

| PUNT RETURNS | No. | Yds | Avg | TD | Long |
|----------------|-----|-----|------|----|------|
| Jordan Watkins | 13 | 68 | 5.2 | 0 | 22 |
| Cedric Johnson | 1 | 14 | 14.0 | 0 | 0 |
| Bobo Miller | 1 | 16 | 16.0 | 0 | 0 |
| Jonathan Mingo | 1 | 13 | 13.0 | 0 | 13 |
| Total | 16 | 111 | 6.9 | 0 | 22 |
| Opponents | 11 | 71 | 6.5 | 0 | 27 |

| TEAM STATISTICS | OLE MISS | OPPONENT |
|-------------------------|-------------|-------------|
| SCORING | 435 | 332 |
| Points Per Game | 33.5 | 25.5 |
| Points Off Turnovers | 71 | 57 |
| FIRST DOWNS | 325 | 274 |
| Rushing | 173 | 124 |
| Passing | 126 | 128 |
| Penalty | 26 | 22 |
| RUSHING YARDAGE | 3336 | 2184 |
| Yards gained rushing | 3590 | 2591 |
| Yards lost rushing | 254 | 407 |
| Rushing Attempts | 614 | 516 |
| Average Per Rush | 5.4 | 4.2 |
| Average Per Game | 256.6 | 168.0 |
| TDs Rushing | 33 | 18 |
| PASSING YARDAGE | 3117 | 2858 |
| Comp-Att-Int | 239-387-12 | 274-431-8 |
| Average Per Pass | 8.1 | 6.6 |
| Average Per Catch | 13.0 | 10.4 |
| Average Per Game | 239.8 | 219.8 |
| TDs Passing | 22 | 22 |
| TOTAL OFFENSE | 6453 | 5042 |
| Total Plays | 1001 | 947 |
| Average Per Play | 6.4 | 5.3 |
| Average Per Game | 496.4 | 387.8 |
| KICK RETURNS: #-Yards | 25-447 | 24-536 |
| PUNT RETURNS: #-Yards | 16-111 | 11-71 |
| INT RETURNS: #-Yards | 8-34 | 12-28 |
| KICK RETURN AVERAGE | 17.9 | 22.3 |
| PUNT RETURN AVERAGE | 6.9 | 6.5 |
| INT RETURN AVERAGE | 4.2 | 2.3 |
| FUMBLES-LOST | 24-9 | 20-12 |
| PENALTIES-Yards | 88-821 | 77-614 |
| Average Per Game | 63.2 | 47.2 |
| PUNTS-Yards | 41-1727 | 59-2463 |
| Average Per Punt | 42.1 | 41.7 |
| Net punt average | 39.4 | 39.5 |
| KICKOFFS-Yards | 82-4600 | 68-4019 |
| Average Per Kick | 56.1 | 59.1 |
| Net kick average | 37.1 | 41.1 |
| TIME OF POSSESSION/Game | 26:24 | 33:36 |
| 3RD-DOWN Conversions | 88/185 | 76/196 |
| 3rd-Down Pct | 48% | 39% |
| 4TH-DOWN Conversions | 17/35 | 17/36 |
| 4th-Down Pct | 49% | 47% |
| SACKS BY-Yards | 35-261 | 16-104 |
| MISC YARDS | 0 | 0 |
| TOUCHDOWNS SCORED | 56 | 41 |
| FIELD GOALS-ATTEMPTS | 15-17 | 16-20 |
| ON-SIDE KICKS | 1-1 | 0-0 |
| RED-ZONE SCORES | (51-64) 80% | (46-52) 88% |
| RED-ZONE TOUCHDOWNS | (42-64) 66% | (34-52) 65% |
| PAT-ATTEMPTS | (50-51) 98% | (36-37) 97% |
| ATTENDANCE | 438028 | 345130 |
| Games/Avg Per Game | 7/62575 | 5/69026 |
| Neutral Site Games | 1/53251 | |

| SCORING | TD | FGs | Kick | Rush | Pass | DXP | Saf | Pts |
|----------------|----|-------|-------|------|------|-----|-----|-----|
| Q. Judkins | 17 | 0-0 | 0-0 | 0-0 | 0-0 | 0 | 0 | 102 |
| Jonathan Cruz | 0 | 15-17 | 48-49 | 0-0 | 0-0 | 0 | 0 | 93 |
| Zach Evans | 10 | 0-0 | 0-0 | 0-0 | 0-0 | 0 | 0 | 60 |
| Jonathan Mingo | 6 | 0-0 | 0-0 | 0-0 | 1-0 | 0 | 0 | 38 |
| Malik Heath | 5 | 0-0 | 0-0 | 0-0 | 0-0 | 0 | 0 | 30 |
| U. Bentley | 4 | 0-0 | 0-0 | 0-0 | 0-0 | 0 | 0 | 24 |
| Michael Trigg | 3 | 0-0 | 0-0 | 0-0 | 0-0 | 0 | 0 | 18 |
| Dayton Wade | 3 | 0-0 | 0-0 | 0-0 | 0-0 | 0 | 0 | 18 |
| Jordan Watkins | 2 | 0-0 | 0-0 | 0-0 | 0-0 | 0 | 0 | 12 |
| Luke Altmeyer | 1 | 0-0 | 0-0 | 0-0 | 0-1 | 0 | 0 | 6 |
| Jaxson Dart | 1 | 0-0 | 0-0 | 0-0 | 1-4 | 0 | 0 | 6 |
| JJ Pegues | 1 | 0-0 | 0-0 | 0-0 | 0-0 | 0 | 0 | 6 |
| Casey Kelly | 1 | 0-0 | 0-0 | 0-0 | 0-0 | 0 | 0 | 6 |
| Matt Jones | 1 | 0-0 | 0-0 | 0-0 | 0-0 | 0 | 0 | 6 |
| L. Tension | 1 | 0-0 | 0-0 | 0-0 | 0-0 | 0 | 0 | 6 |
| TEAM | -- | -- | -- | -- | -- | -- | 1 | 2 |
| Total | 56 | 15-17 | 50-51 | 0-0 | 1-5 | 0 | 1 | 435 |
| Opponents | 41 | 16-20 | 36-37 | 0-2 | 1-2 | 0 | 0 | 332 |

| TOTAL OFFENSE | G | Plays | Rush | Pass | Total | Avg/G |
|-----------------|----|-------|------|------|-------|-------|
| Jaxson Dart | 13 | 490 | 614 | 2974 | 3588 | 276.0 |
| Q. Judkins | 13 | 275 | 1567 | 7 | 1574 | 121.1 |
| Zach Evans | 12 | 144 | 936 | 0 | 936 | 78.0 |
| Luke Altmeyer | 4 | 21 | 3 | 125 | 128 | 32.0 |
| Dayton Wade | 13 | 10 | 78 | 0 | 78 | 6.0 |
| U. Bentley | 6 | 16 | 73 | 0 | 73 | 12.2 |
| JJ Henry | 11 | 6 | 30 | 0 | 30 | 2.7 |
| Jaylon Robinson | 8 | 4 | 27 | 0 | 27 | 3.4 |
| Isaiah Woullard | 11 | 9 | 13 | 0 | 13 | 1.2 |
| Bobo Miller | 5 | 1 | 11 | 0 | 11 | 2.2 |
| Kinthead Dent | 13 | 5 | 0 | 7 | 7 | 0.5 |
| JJ Pegues | 12 | 1 | 4 | 0 | 4 | 0.3 |
| Matt Jones | 4 | 3 | 3 | 0 | 3 | 0.8 |
| Jordan Watkins | 13 | 3 | -3 | 4 | 1 | 0.1 |
| Jonathan Mingo | 13 | 4 | -7 | 0 | -7 | -0.5 |
| TEAM | 12 | 9 | -13 | 0 | -13 | -1.1 |
| Total | 13 | 1001 | 3336 | 3117 | 6453 | 496.4 |
| Opponents | 13 | 947 | 2184 | 2858 | 5042 | 387.8 |

DEFENSIVE STATISTICS

| No. | Player | ---Tackles--- | | | TFL/Yds | -Sacks- No-Yards | --Pass Def-- | | QBH | ---Fumbles--- | | | Bkld | | |
|-----------|-----------------|---------------|-----|-------|---------|---------------------|--------------|-------|-----|---------------|-------|------|------|---|--|
| | | Solo | Ast | Total | | | Int-Yds | BrUp | | Rcv-Yds | FF | Kick | Saf | | |
| 8B | Troy Brown | 13 | 44 | 49 | 93 | 3.5-10 | | | 5 | 4 | | | | | |
| 3B | Otis Reese | 13 | 37 | 47 | 84 | 8.0-34 | 3.0-23 | 1-1 | 3 | 1 | 1-0 | | | | |
| 0B | Tysheem Johnson | 13 | 38 | 40 | 78 | 4.0-9 | | | 2 | 3 | | | | | |
| 21 | AJ Finley | 13 | 46 | 30 | 76 | 3.5-10 | | 2-19 | 2 | | 1-0 | 1 | | | |
| 36 | A. Cistrunk | 13 | 28 | 44 | 72 | 3.5-14 | 1.0-11 | | 1 | | | 1 | | | |
| 1B | Isheem Young | 13 | 30 | 36 | 66 | 1.5-8 | | 1-0 | 2 | | 1-13 | | | | |
| 13 | L. Tension | 13 | 29 | 25 | 54 | 10.0-29 | 1.0-9 | | 2 | | 2-30 | | | | |
| 95 | Tavius Robinson | 13 | 17 | 27 | 44 | 8.0-67 | 7.0-61 | | 1 | 7 | 2-0 | 5 | | | |
| 23 | Khari Coleman | 11 | 24 | 18 | 42 | 10.0-45 | 4.5-34 | | | 2 | | 1 | | | |
| 6B | Miles Battle | 13 | 25 | 14 | 39 | 0.5-3 | | 1-10 | 4 | | | 1 | | | |
| 11 | Austin Keys | 13 | 14 | 25 | 39 | 3.5-15 | 2.0-12 | | | 4 | | 1 | | | |
| 7B | Deantre Prince | 13 | 26 | 13 | 39 | 1.0-3 | | 1-0 | 11 | | | | | | |
| 20 | D. Igbinosun | 13 | 21 | 16 | 37 | | | | 5 | | | | | | |
| 15 | Jared Ivey | 13 | 15 | 22 | 37 | 4.5-27 | 3.5-26 | | | 3 | 2-0 | 1 | | | |
| 2B | Cedric Johnson | 11 | 15 | 17 | 32 | 4.5-22 | 4.0-22 | | | 5 | 1-0 | 1 | | | |
| 25 | Trey Washington | 13 | 21 | 10 | 31 | 1.0-2 | | 1-0 | 3 | 1 | | 1 | | | |
| 89 | JJ Pegues | 12 | 15 | 11 | 26 | 5.0-24 | 3.0-19 | | | 2 | 3 | | | | |
| 38 | KD Hill | 13 | 5 | 16 | 21 | 2.0-16 | 1.0-14 | | | 2 | 1 | | | | |
| 28 | Mar. Brown | 13 | 14 | 5 | 19 | 1.0-3 | | | 2 | | | | | | |
| 90 | Tyhone Malone | 13 | 5 | 5 | 10 | 1.0-2 | 1.0-2 | | | 2 | 1 | | | | |
| 30 | Trip White | 3 | 3 | 5 | 8 | | | | | | | | | | |
| 97 | Jamond Gordon | 12 | 2 | 6 | 8 | 1.0-2 | | | 1 | 1 | | | | | |
| 96 | Isaiah Iton | 10 | 7 | 7 | 14 | 1.0-4 | 0.5-2 | | 1 | 1 | | | | | |
| 29 | D. Williams | 8 | 4 | 2 | 6 | | | | | | 1-0 | 1 | | | |
| 35 | Reginald Hughes | 12 | 4 | 2 | 6 | | | | | | | | | | |
| 17 | Demon Clowney | 3 | 3 | 1 | 4 | 2.0-9 | 1.0-7 | | | | | | | | |
| 16 | MJ Daniels | 11 | 4 | 4 | 4 | 0.5-2 | 0.5-2 | | | | | | | | |
| 34 | Tyler Banks | 13 | 4 | 4 | 4 | | | | | | | | | | |
| 33 | Dashaun Jerkins | 5 | 1 | 2 | 3 | | | 1-4 | 1 | | | | | | |
| 51 | Zxavian Harris | 13 | 1 | 2 | 3 | 0.5-1 | | | | | | | | | |
| 27 | Jalen Knox | 10 | 2 | 2 | 2 | | | | | | | | | | |
| 12 | Fraser Masin | 12 | 1 | 1 | 2 | | | | | | | | | | |
| 8X | B. Buckhalter | 11 | 1 | 1 | 2 | | | | | | | | | | |
| 99 | DeSanto Rollins | 2 | 2 | 2 | 2 | | | | | | | | | | |
| 2G | Taylor Groves | 1 | 1 | 1 | 1 | | | | | | | | | | |
| 22 | Jarell Stinson | 13 | 1 | 1 | 1 | | | | | | | | | | |
| 9B | Brandon Mack | 6 | 1 | 1 | 1 | | | | | | | | | | |
| 8A | Malik Heath | 13 | 1 | 1 | 1 | | | | | | | | | | |
| 2L | Nick Cull | 4 | 1 | 1 | 1 | | | | | | | | | | |
| 19 | Dayton Wade | 13 | 1 | 1 | 1 | | | | | | | | | | |
| 4 | Q. Judkins | 13 | 1 | 1 | 1 | | | | | | | | | | |
| 92 | JJ Hawkins | 4 | 1 | 1 | 1 | 1.0-6 | 1.0-6 | | | | | | | | |
| 26 | Isaiah Woullard | 11 | 1 | 1 | 1 | | | | | | | | | | |
| 1W | Jordan Watkins | 13 | 1 | 1 | 1 | | | | | | | | | | |
| 3M | Bobo Miller | 5 | | | | | | | | | | | | | |
| TM | TEAM | 12 | | | | | | | | 1-0 | | | | | |
| Total | | 13 | 498 | 512 | 1010 | 82-367 | 35-261 | 8-34 | 52 | 37 | 12-43 | 14 | 2 | 1 | |
| Opponents | | 13 | 597 | 402 | 999 | 87.0-242 | 16-104 | 12-28 | 46 | 42 | 9--6 | 10 | 1 | | |

| INTERCEPTIONS | No. | Yds | Avg | TD | Long |
|-----------------|-----|-----|------|----|------|
| AJ Finley | 2 | 19 | 9.5 | 0 | 19 |
| Dashaun Jerkins | 1 | 4 | 4.0 | 0 | 4 |
| Otis Reese | 1 | 1 | 1.0 | 0 | 1 |
| Trey Washington | 1 | 0 | 0.0 | 0 | 0 |
| Miles Battle | 1 | 10 | 10.0 | 0 | 10 |
| Deantre Prince | 1 | 0 | 0.0 | 0 | 0 |
| Isheem Young | 1 | 0 | 0.0 | 0 | 0 |
| Total | 8 | 34 | 4.2 | 0 | 19 |
| Opponents | 12 | 28 | 2.3 | 0 | 13 |

| FUMBLE RETURNS | No. | Yds | Avg | TD | Long |
|-----------------|-----|-----|------|----|------|
| L. Tension | 2 | 30 | 15.0 | 1 | 25 |
| Isheem Young | 1 | 13 | 13.0 | 0 | 13 |
| Tavius Robinson | 1 | 0 | 0.0 | 0 | 0 |
| Total | 4 | 43 | 10.8 | 1 | 25 |
| Opponents | 1 | -6 | -6.0 | 0 | 0 |

| ALL PURPOSE | G | Rush | Rcv | PR | KR | IR | Total | Avg/G |
|-----------------|----|------|------|-----|-----|----|-------|-------|
| Q. Judkins | 13 | 1567 | 132 | 0 | 0 | 0 | 1699 | 130.7 |
| Zach Evans | 12 | 936 | 119 | 0 | 0 | 0 | 1055 | 87.9 |
| Malik Heath | 13 | 0 | 971 | 0 | 0 | 0 | 971 | 74.7 |
| Jonathan Mingo | 13 | -7 | 861 | 13 | 0 | 0 | 867 | 66.7 |
| Dayton Wade | 13 | 78 | 309 | 0 | 307 | 0 | 694 | 53.4 |
| Jaxson Dart | 13 | 614 | 0 | 0 | 0 | 0 | 614 | 47.2 |
| Jordan Watkins | 13 | -3 | 449 | 68 | 0 | 0 | 514 | 39.5 |
| Michael Trigg | 7 | 0 | 156 | 0 | 0 | 0 | 156 | 22.3 |
| Jaylon Robinson | 8 | 27 | 29 | 0 | 55 | 0 | 111 | 13.9 |
| JJ Henry | 11 | 30 | 56 | 0 | 0 | 0 | 86 | 7.8 |
| U. Bentley | 6 | 73 | 4 | 0 | 0 | 0 | 77 | 12.8 |
| Jalen Knox | 10 | 0 | 0 | 0 | 51 | 0 | 51 | 5.1 |
| Bobo Miller | 5 | 11 | 0 | 16 | 0 | 0 | 27 | 5.4 |
| Casey Kelly | 11 | 0 | 17 | 0 | 8 | 0 | 25 | 2.3 |
| Matt Jones | 4 | 3 | 0 | 0 | 18 | 0 | 21 | 5.2 |
| AJ Finley | 13 | 0 | 0 | 0 | 0 | 19 | 19 | 1.5 |
| Cedric Johnson | 11 | 0 | 0 | 14 | 0 | 0 | 14 | 1.3 |
| Isaiah Woullard | 11 | 13 | 0 | 0 | 0 | 0 | 13 | 1.2 |
| Bralon Brown | 4 | 0 | 11 | 0 | 0 | 0 | 11 | 2.8 |
| Miles Battle | 13 | 0 | 0 | 0 | 0 | 10 | 10 | 0.8 |
| Jonathan Hess | 3 | 0 | 0 | 0 | 8 | 0 | 8 | 2.7 |
| JJ Pegues | 12 | 4 | 1 | 0 | 0 | 0 | 5 | 0.4 |
| Dashaun Jerkins | 5 | 0 | 0 | 0 | 0 | 4 | 4 | 0.8 |
| Luke Altmeyer | 4 | 3 | 0 | 0 | 0 | 0 | 3 | 0.8 |
| Qua Davis | 7 | 0 | 2 | 0 | 0 | 0 | 2 | 0.3 |
| Otis Reese | 13 | 0 | 0 | 0 | 0 | 1 | 1 | 0.1 |
| TEAM | 12 | -13 | 0 | 0 | 0 | 0 | -13 | -1.1 |
| Total | 13 | 3336 | 3117 | 111 | 447 | 34 | 7045 | 541.9 |
| Opponents | 13 | 2184 | 2858 | 71 | 536 | 28 | 5677 | 436.7 |

GAME-BY-GAME STARTING LINEUPS

| Offense | WR | LT | LG | C | RG | RT | TE | WR | WR | QB | RB |
|-------------------|-------|-------------|---------|--------|-------|--------|------------|-------------|-------|----------|---------|
| Troy | Mingo | J. Williams | Broeker | Warren | Acker | James | Trigg | J. Robinson | Heath | Dart | Evans |
| Central Arkansas | Mingo | J. Williams | Broeker | Warren | Acker | James | Trigg | J. Robinson | Heath | Altmeyer | Evans |
| Georgia Tech | Mingo | J. Williams | Broeker | Warren | Acker | James | Trigg | Watkins | Heath | Dart | Evans |
| Tulsa | Mingo | J. Williams | Broeker | Warren | Acker | James | Trigg | Watkins | Heath | Dart | Evans |
| Kentucky | Mingo | J. Williams | Broeker | Acker | James | Pettus | Trigg | Kelly (TE) | Henry | Dart | Evans |
| Vanderbilt | Mingo | J. Williams | Broeker | Warren | James | Pettus | Trigg | Watkins | Heath | Dart | Evans |
| Auburn | Mingo | J. Williams | Broeker | Warren | James | Pettus | Wade (WR) | Watkins | Heath | Dart | Evans |
| LSU | Mingo | J. Williams | Broeker | Warren | James | Pettus | Kelly | Watkins | Heath | Dart | Judkins |
| Texas A&M | Mingo | J. Williams | Broeker | Warren | James | Pettus | Wade (WR) | Watkins | Heath | Dart | Judkins |
| Alabama | Mingo | J. Williams | Broeker | Warren | James | Pettus | Wade (WR) | Watkins | Heath | Dart | Judkins |
| Arkansas | Mingo | J. Williams | Broeker | Warren | James | Pettus | Wade (WR) | Watkins | Heath | Dart | Judkins |
| Mississippi State | Mingo | J. Williams | Broeker | Warren | James | Pettus | Wade (WR) | Watkins | Heath | Dart | Judkins |
| Texas Tech | Mingo | J. Williams | Broeker | Warren | James | Pettus | Evans (RB) | Watkins | Heath | Dart | Judkins |

| Defense | DE | NT | DE | LB | LB | CB | S | S | DB | DB | CB |
|-------------------|-------------|--------|------------|-----------|----------|--------|---------|--------|------------|------------|-----------|
| Troy | T. Robinson | Hill | C. Johnson | Keys | T. Brown | Prince | Young | Finley | Reese | T. Johnson | Igbinosun |
| Central Arkansas | T. Robinson | Hill | C. Johnson | Keys | T. Brown | Prince | Tension | Finley | Reese | T. Johnson | Igbinosun |
| Georgia Tech | T. Robinson | Hill | C. Johnson | Keys | T. Brown | Prince | Young | Finley | Reese | Tension | Igbinosun |
| Tulsa | T. Robinson | Gordon | C. Johnson | Ivey (DE) | T. Brown | Prince | Tension | Finley | Reese | T. Johnson | Igbinosun |
| Kentucky | T. Robinson | Hill | C. Johnson | Keys | T. Brown | Prince | Young | Finley | Washington | T. Johnson | Igbinosun |
| Vanderbilt | T. Robinson | Hill | C. Johnson | Keys | T. Brown | Prince | Tension | Finley | Reese | T. Johnson | Igbinosun |
| Auburn | T. Robinson | Hill | Ivey | Keys | T. Brown | Prince | Young | Finley | Reese | Tension | Igbinosun |
| LSU | T. Robinson | Hill | Ivey | Coleman | T. Brown | Prince | Young | Finley | Reese | T. Johnson | Igbinosun |
| Texas A&M | T. Robinson | Hill | Ivey | Coleman | Cistrunk | Prince | Tension | Finley | Reese | T. Johnson | Igbinosun |
| Alabama | T. Robinson | Hill | C. Johnson | Ivey (DE) | T. Brown | Prince | Young | Finley | Reese | Tension | Battle |
| Arkansas | T. Robinson | Hill | C. Johnson | Coleman | T. Brown | Prince | Young | Finley | Reese | T. Johnson | Battle |
| Mississippi State | T. Robinson | Hill | Ivey | Hill (TK) | T. Brown | Prince | Young | Finley | Reese | T. Johnson | Battle |
| Texas Tech | T. Robinson | Hill | Ivey | Coleman | T. Brown | Prince | Young | Finley | Washington | Tension | Igbinosun |

INDIVIDUAL GAME-BY-GAME RUSHING

| No. | Player | Att-Yds-TD | TROY | UCA | GT | TULSA | UK | VU | AU | LSU | TAMU | UA | AR | MSU | TT |
|-----|--------------|--------------------|-----------------|-----------------|-----------------|-----------------|-----------------|-----------------|-----------------|-----------------|-----------------|-----------------|-----------------|----------------|-----------------|
| 4 | Judkins | 274-1567-16 | 14-87-1 | 10-104-0 | 19-98-2 | 27-140-2 | 15-106-1 | 11-46-2 | 25-139-2 | 25-111-2 | 34-205-1 | 25-135-2 | 24-214-1 | 22-91-0 | 23-91-0 |
| 6 | Evans | 144-936-9 | 20-130-0 | 11-53-1 | 18-134-2 | 10-48-1 | 9-24-1 | 11-80-1 | 21-136-1 | DNP | 8-75-0 | 6-12-0 | 17-207-1 | 5-0-0 | 8-37-1 |
| 2 | Dart | 128-614-1 | 4-40-0 | 2-5-0 | 10-40-0 | 13-116-0 | 8-40-0 | 2-15-0 | 14-115-0 | 10-7-0 | 17-95-0 | 16-35-0 | 11-44-0 | 10-4-0 | 11-66-1 |
| 19 | Wade | 9-78-0 | - | - | - | - | - | - | 4-63-0 | 1-2-0 | 2-12-0 | - | 1-2-0 | - | 1-3-0 |
| 24 | Bentley | 16-73-4 | 2-5-1 | 4-43-1 | 8-27-2 | DNP | DNP | DNP | DNP | 1-3-0 | - | 1-1-0 | DNP | DNP | DNP |
| 86 | Henry | 6-30-0 | 1-1-0 | 1-4-0 | - | - | 2-26-0 | 1-1-0 | 1-2-0 | - | DNP | - | - | - | DNP |
| 9 | Robinson | 4-27-0 | 1-5-0 | 2-14-0 | DNP | DNP | - | - | DNP | DNP | - | 1-8-0 | DNP | - | - |
| 26 | Woullard | 9-13-0 | - | 4-12-0 | 5-1-0 | - | - | - | DNP | - | - | - | - | - | DNP |
| 37 | Miller | 1-11-0 | DNP | - | 1-11-0 | - | - | - | DNP | DNP | DNP | DNP | DNP | DNP | DNP |
| 89 | Pegues | 1-4-0 | - | - | - | DNP | - | - | - | - | 1-4-0 | - | - | - | - |
| 40 | Jones | 3-3-1 | DNP | DNP | DNP | DNP | DNP | 3-3-1 | DNP | - | DNP | DNP | - | - | DNP |
| 7 | Altmeyer | 4-3-1 | - | 3--2-1 | 1-5-0 | DNP | DNP | DNP | DNP | DNP | DNP | DNP | DNP | DNP | - |
| 11 | Watkins | 2--3-0 | - | - | - | - | 1-0-0 | - | 1--3-0 | - | - | - | - | - | - |
| 1 | Mingo | 4--7-1 | 1-2-1 | - | - | - | 1-0-0 | - | - | - | - | - | - | 2--9-0 | - |
| | TEAM | 9--13-0 | 1--2-0 | DNP | - | 1-4-0 | 3--10-0 | - | 3--4-0 | - | 1--1-0 | - | - | - | - |
| | TOTAL | 614-3590-33 | 44-266-3 | 37-233-3 | 62-316-6 | 51-308-3 | 39-186-2 | 28-143-4 | 69-448-3 | 37-116-2 | 63-390-1 | 49-191-2 | 53-463-2 | 39-78-0 | 43-197-2 |
| | OPP. | 516-2591-18 | 33-60-0 | 40-102-0 | 34-53-0 | 43-262-1 | 37-108-1 | 40-122-1 | 48-301-4 | 48-252-4 | 29-142-0 | 36-108-0 | 43-335-3 | 37-97-1 | 48-242-3 |

INDIVIDUAL GAME-BY-GAME PASSING

| No. | Player | Comp-Att-Int Yds-TD | TROY | UCA | GT | TULSA | UK | VU | AU | LSU | TAMU | UA | AR | MSU | TT |
|-----|--------------|------------------------|----------------|----------------|----------------|----------------|----------------|----------------|---------------|----------------|----------------|----------------|----------------|----------------|----------------|
| 2 | Dart | 226-362-11 | 18-27-1 | 10-15-0 | 10-16-1 | 13-24-0 | 15-29-1 | 25-32-2 | 9-19-1 | 20-35-1 | 13-20-0 | 18-31-0 | 21-36-1 | 30-38-0 | 25-41-3 |
| | | 2974-20 | 154-1 | 182-2 | 207-0 | 154-2 | 213-0 | 448-3 | 130-3 | 287-0 | 140-3 | 212-1 | 240-1 | 250-2 | 361-2 |
| 7 | Altmeyer | 8-17-1 | 8-17-1 | 1-2-0 | 6-13-1 | 1-2-0 | DNP | DNP | DNP | DNP | DNP | DNP | DNP | DNP | DNP |
| | | 125-2 | 13-0 | 90-2 | 22-0 | - | - | - | - | - | - | - | - | - | - |
| 12 | Dent | 3-5-0 | 0-0-0 | 2-4-0 | 1-1-0 | DNP | DNP | DNP | DNP | DNP | 0-0-0 | DNP | 0-0-0 | 0-0-0 | 0-0-0 |
| | | 7-0 | 0-0 | 5-0 | 2-0 | - | - | - | - | - | 0-0 | 0-0 | 0-0 | 0-0 | 0-0 |
| 4 | Judkins | 1-1-0 | 0-0-0 | 0-0-0 | 0-0-0 | 0-0-0 | 0-0-0 | 0-0-0 | 0-0-0 | 0-0-0 | 0-0-0 | 0-0-0 | 0-0-0 | 1-1-0 | 0-0-0 |
| | | 7-0 | 0-0 | 0-0 | 0-0 | 0-0 | 0-0 | 0-0 | 0-0 | 0-0 | 0-0 | 0-0 | 0-0 | 7-0 | 0-0 |
| | TOTAL | 239-387-12 | 19-29-1 | 18-32-1 | 12-19-1 | 13-24-0 | 15-29-1 | 25-32-2 | 9-19-1 | 20-35-1 | 13-20-0 | 18-32-0 | 21-36-1 | 31-39-0 | 25-41-3 |
| | | 3117-22 | 167-1 | 277-4 | 231-0 | 154-2 | 213-0 | 448-3 | 130-3 | 288-0 | 140-3 | 212-1 | 240-1 | 184-1 | 361-2 |
| | OPP. | 274-431-8 | 35-48-1 | 14-31-2 | 18-32-0 | 16-34-1 | 18-24-0 | 27-38-0 | 8-17-2 | 21-28-0 | 28-44-0 | 21-33-0 | 17-22-0 | 27-40-1 | 24-40-1 |
| | | 2858-22 | 286-1 | 131-0 | 161-0 | 195-2 | 220-2 | 281-2 | 140-0 | 248-2 | 338-4 | 209-3 | 168-3 | 239-2 | 242-1 |

INDIVIDUAL GAME-BY-GAME RECEIVING

| No. | Player | NO-YDS-TD | TROY | UCA | GT | TULSA | UK | VU | AU | LSU | TAMU | UA | AR | MSU | TT |
|-----|--------------|--------------------|-----------------|-----------------|-----------------|-----------------|-----------------|-----------------|----------------|-----------------|-----------------|-----------------|-----------------|-----------------|-----------------|
| 8 | Heath | 60-971-5 | 2-15-1 | 3-52-1 | 4-78-0 | 4-75-1 | 6-100-0 | 4-26-0 | - | 8-145-0 | 1-0-0 | 6-123-0 | 9-140-1 | 5-80-0 | 8-137-1 |
| 1 | Mingo | 51-861-5 | 3-26-0 | 3-103-0 | 3-74-0 | 3-54-1 | 1-3-0 | 9-247-2 | - | 4-68-0 | 4-89-1 | 7-59-1 | 4-45-0 | 7-40-0 | 3-53-0 |
| 11 | Watkins | 40-449-2 | 2-20-0 | - | 2-45-0 | 2-4-0 | 2-49-0 | 7-117-1 | 4-43-0 | 5-57-0 | - | - | 4-28-0 | 8-41-0 | 4-45-1 |
| 19 | Wade | 27-309-3 | 3-14-0 | 2-54-0 | - | - | - | - | 2-44-1 | - | 5-20-1 | 2-16-0 | 2-0-0 | 8-88-1 | 3-73-0 |
| 0 | Trigg | 17-156-3 | 4-33-0 | 5-28-3 | 1-10-0 | 3-16-0 | 3-41-0 | 1-28-0 | DNP | DNP | DNP | DNP | DNP | DNP | - |
| 4 | Judkins | 15-132-1 | 1-18-0 | - | - | 1-5-0 | 1-14-0 | 1-14-0 | 1-7-1 | 2-13-0 | - | 3-14-0 | 2-27-0 | 1-4-0 | 2-16-0 |
| 6 | Evans | 12-119-1 | 2-22-0 | - | - | - | 1-3-0 | 2-15-0 | 1-23-1 | DNP | 2-30-0 | - | - | - | 4-26-0 |
| 86 | Henry | 5-56-0 | 1-11-0 | 3-23-0 | 1-22-0 | - | - | - | - | - | DNP | - | - | - | DNP |
| 9 | Robinson | 5-29-0 | 1-8-0 | 2-17-0 | DNP | DNP | - | 1-1-0 | DNP | DNP | - | - | DNP | 1-3-0 | - |
| 81 | Kelly | 3-17-1 | - | - | - | - | 1-3-0 | - | 1-13-0 | - | 1-1-1 | - | - | DNP | DNP |
| 88 | Brown | 1-11-0 | DNP | - | - | - | DNP | DNP | DNP | DNP | DNP | DNP | DNP | DNP | 1-11-0 |
| 24 | Bentley | 1-4-0 | - | - | - | DNP | DNP | DNP | DNP | 1-4-0 | - | - | DNP | DNP | DNP |
| 84 | Davis | 1-2-0 | - | - | 1-2-0 | DNP | DNP | - | - | - | - | DNP | DNP | DNP | DNP |
| 89 | Pegues | 1-1-1 | - | - | - | DNP | - | - | - | - | - | - | - | 1-1-1 | - |
| | TOTAL | 239-3117-22 | 19-167-1 | 18-277-4 | 12-231-0 | 13-154-2 | 15-213-0 | 25-448-3 | 9-130-3 | 20-288-0 | 13-140-3 | 18-212-1 | 21-240-1 | 31-257-2 | 25-361-2 |
| | OPP. | 274-2858-22 | 35-286-1 | 14-131-0 | 18-161-0 | 16-195-2 | 18-220-2 | 27-281-2 | 8-140-0 | 21-248-2 | 28-338-4 | 21-209-3 | 17-168-3 | 27-239-2 | 24-242-1 |

INDIVIDUAL GAME-BY-GAME PUNT RETURNS

| No. | Player | NO-YDS-LONG | TROY | UCA | GT | TULSA | UK | VU | AU | LSU | TAMU | UA | AR | MSU | TT |
|-----|--------------|------------------|--------------|----------------|----------------|---------------|--------------|--------------|--------------|--------------|----------------|--------------|--------------|---------------|--------------|
| 11 | Watkins | 13-68-22 | 0-0-0 | 0-0-0 | 3-50-22 | 3-5-7 | 0-0-0 | 1-0-0 | 1-4-4 | 2-9-6 | 1-1-1 | 0-0-0 | 0-0-0 | 2--1-2 | 0-0-0 |
| 32 | Miller | 1-16-0 | 0-0-0 | 1-16-0 | 0-0-0 | 0-0-0 | 0-0-0 | 0-0-0 | 0-0-0 | DNP | DNP | DNP | 0-0-0 | DNP | DNP |
| 1 | Mingo | 1-13-13 | 0-0-0 | 1-13-13 | 0-0-0 | 0-0-0 | 0-0-0 | 0-0-0 | 0-0-0 | 0-0-0 | 0-0-0 | 0-0-0 | 0-0-0 | 0-0-0 | 0-0-0 |
| 2 | Johnson | 1-14-0 | 0-0-0 | 0-0-0 | 1-14-0 | 0-0-0 | 0-0-0 | 0-0-0 | 0-0-0 | 0-0-0 | 0-0-0 | 0-0-0 | 0-0-0 | 0-0-0 | 0-0-0 |
| | TOTAL | 16-111-32 | 0-0-0 | 2-29-13 | 4-64-22 | 3-5-7 | 0-0-0 | 1-0-0 | 1-4-4 | 2-9-6 | 1-1-1 | 0-0-0 | 0-0-0 | 2--1-2 | 0-0-0 |
| | OPP. | 11-71-27 | 0-0-0 | 3-19-23 | 0-0-0 | 2--1-1 | 1-0-0 | 0-0-0 | 0-0-0 | 0-0-0 | 2-19-11 | 0-0-0 | 0-0-0 | 0-0-0 | 1-0-0 |

INDIVIDUAL GAME-BY-GAME KICKOFF RETURNS

| No. | Player | NO-YDS-LONG | TROY | UCA | GT | TULSA | UK | VU | AU | LSU | TAMU | UA | AR | MSU | TT |
|-----|--------------|------------------|----------------|----------------|----------------|----------------|-----------------|----------------|----------------|----------------|----------------|-------------|--------------|----------------|----------------|
| 19 | Wade | 14-307-38 | 1-13-13 | 1-30-30 | 1-23-23 | 1-21-21 | 2-51-28 | 3-75-38 | 2-50-28 | 1-15-15 | 0-0-0 | 0-0-0 | 0-0-0 | 0-0-0 | 2-29-17 |
| 9 | Robinson | 4-55-20 | 0-0-0 | 0-0-0 | 0-0-0 | 0-0-0 | 0-0-0 | 1-20-20 | 0-0-0 | DNP | DNP | 3-35 | DNP | 0-0-0 | 0-0-0 |
| 27 | Knox | 4-51-29 | 0-0-0 | 0-0-0 | 0-0-0 | 0-0-0 | 0-0-0 | 0-0-0 | 1-29-29 | 0-0-0 | 0-0-0 | 0-0-0 | 1-0-0 | 1-17-17 | 1-5-5 |
| 40 | Jones | 1-18-18 | DNP | DNP | DNP | DNP | DNP | 0-0-0 | DNP | 1-18-18 | DNP | DNP | 0-0-0 | 0-0-0 | DNP |
| 81 | Kelly | 1-8-8 | 0-0-0 | 1-8-8 | 0-0-0 | 0-0-0 | 0-0-0 | 0-0-0 | 0-0-0 | 0-0-0 | 0-0-0 | 0-0-0 | 0-0-0 | DNP | DNP |
| 80 | Hess | 1-8-8 | DNP | DNP | DNP | DNP | DNP | DNP | DNP | DNP | DNP | DNP | 0-0-0 | 1-8-8 | 0-0-0 |
| | TOTAL | 25-447-38 | 1-13-13 | 2-38-30 | 1-23-23 | 1-21-21 | 2-51-28 | 4-95-38 | 3-79-29 | 2-33-18 | 0-0-0 | 3-35 | 1-0-0 | 2-25-17 | 3-34-17 |
| | OPP. | 24-536-85 | 0-0-0 | 2-24-14 | 0-0-0 | 1-13-13 | 4-172-85 | 4-85-23 | 1-20-20 | 1-33-33 | 3-25-15 | 3-31 | 0-0-0 | 2-47-27 | 3-86-44 |

INDIVIDUAL GAME-BY-GAME TACKLES

| NO. | PLAYER | UT-AT-TT TFL/Sack | TROY | UCA | GT | TULSA | UK | VU | AU | LSU | TAMU | UA | AR | MSU | TT |
|-----|--------------|---|------------------------------------|-----------------------------------|------------------------------------|-----------------------------------|-----------------------------------|-----------------------------------|-----------------------------------|-----------------------------------|------------------------------------|-----------------------------------|-----------------------------------|------------------------------------|-----------------------------------|
| 8 | Brown | 44-49-93 2.5/0.5 | 7-4-11 0.0/0.0 | 4-1-5 0.0/0.0 | 1-2-3 0.0/0.0 | 3-7-10 0.5/0.0 | 3-6-9 1.0/0.5 | 4-3-7 1.0/0.0 | 2-5-7 0.0/0.0 | 6-2-8 0.0/0.0 | 4-1-5 0.0/0.0 | 1-5-6 0.0/0.0 | 1-5-6 0.0/0.0 | 6-8-14 0.0/0.0 | 2-0-2 0.0/0.0 |
| 33 | Reese | 37-47-84 8.0/3.0 | 4-2-6 1.0/0.0 | 2-3-5 0.0/0.0 | 1-4-5 1.0/1.0 | 2-2-4 0.5/0.0 | 0-4-4 0.5/0.0 | 2-1-3 0.0/0.0 | 4-6-10 2.0/1.0 | 5-4-9 0.0/0.0 | 6-1-7 0.0/0.0 | 6-4-10 1.5/1.0 | 1-6-7 0.5/0.0 | 2-9-11 0.0/0.0 | 2-1-3 1.0/0.0 |
| 21 | Finley | 46-30-76 3.5/0.0 | 5-0-5 0.0/0.0 | 2-0-2 0.0/0.0 | 4-3-7 0.0/0.0 | 3-6-9 0.0/0.0 | 6-3-9 0.0/0.0 | 6-8-14 0.5/0.0 | 4-4-8 0.0/0.0 | 1-1-2 0.0/0.0 | 4-0-4 1.0/0.0 | 2-1-3 0.0/0.0 | 3-2-5 2.0/0.0 | 4-0-4 0.0/0.0 | 3-2-5 0.0/0.0 |
| 0 | T. Johnson | 38-40-78 4.0/0.0 | 6-6-12 1.0/0.0 | 1-4-5 0.0/0.0 | 1-1-2 1.0/0.0 | 7-2-9 0.0/0.0 | 3-0-3 1.0/0.0 | 5-1-6 0.0/0.0 | 2-1-3 0.0/0.0 | 5-5-10 0.0/0.0 | 2-2-4 0.0/0.0 | 2-4-6 1.0/0.0 | 2-2-4 0.0/0.0 | 2-8-10 0.0/0.0 | 1-4-5 0.0/0.0 |
| 36 | Cistrunk | 28-44-72 3.5/1.0 | 1-1-2 0.0/0.0 | 1-3-4 0.0/0.0 | 2-3-5 0.0/0.0 | 1-4-5 0.0/0.0 | 1-1-2 0.0/0.0 | 1-1-2 0.0/0.0 | 2-4-6 0.5/0.0 | 1-5-6 0.0/0.0 | 6-3-9 0.0/0.0 | 2-2-4 0.5/0.0 | 3-5-8 2.5/1.0 | 3-4-7 0.0/0.0 | 4-8-12 0.0/0.0 |
| 1 | Young | 30-36-66 1.5/0.5 | 2-3-5 0.0/0.0 | 2-2-4 0.0/0.0 | 2-0-2 0.0/0.0 | 2-3-5 0.0/0.0 | 1-2-3 0.0/0.0 | 4-1-5 0.0/0.0 | 0-3-3 0.0/0.0 | 3-3-6 0.0/0.0 | 2-1-3 0.0/0.0 | 3-6-9 0.5/0.5 | 5-5-10 1.0/0.0 | 3-3-6 0.0/0.0 | 2-4-6 0.0/0.0 |
| 13 | L. Tennison | 29-25-54 10.0/1.0 | 2-2-4 1.0/0.0 | 2-1-3 1.0/1.0 | 0-1-1 0.5/0.0 | 4-8-12 0.0/0.0 | 1-0-1 1.0/0.0 | 2-0-2 1.0/0.0 | 4-3-7 1.5/0.0 | 1-1-2 0.0/0.0 | 3-1-4 1.0/0.0 | 1-1-2 0.0/0.0 | 3-1-4 2.0/0.0 | 2-1-3 0.0/0.0 | 4-3-7 1.0/0.0 |
| 11 | Keys | 14-25-39 2.5/2.0 | 3-1-4 0.0/0.0 | 1-2-3 0.0/0.0 | 2-2-4 1.0/1.0 | 0-7-7 0.5/0.0 | 3-3-6 1.0/1.0 | 1-5-6 0.0/0.0 | 1-2-3 0.0/0.0 | 0-0-0 0.0/0.0 | 0-0-0 0.0/0.0 | 1-0-1 0.0/0.0 | 2-1-3 0.0/0.0 | 0-2-2 0.0/0.0 | 0-0-0 0.0/0.0 |
| 7 | Prince | 26-13-39 1.0/0.0 | 1-2-3 0.5/0.0 | 0-0-0 0.0/0.0 | 1-0-1 0.0/0.0 | 2-0-2 0.0/0.0 | 2-0-2 1.0/0.0 | 5-1-6 0.0/0.0 | 1-4-5 0.0/0.0 | 3-1-4 0.0/0.0 | 5-0-5 0.0/0.0 | 2-2-4 0.0/0.0 | 1-1-2 0.0/0.0 | 1-1-2 0.0/0.0 | 3-0-3 0.0/0.0 |
| 20 | D. Igbinosun | 21-16-37 0.0/0.0 | 2-3-5 0.0/0.0 | 1-1-2 0.0/0.0 | 2-0-2 0.0/0.0 | 1-1-2 0.0/0.0 | 3-5-8 0.0/0.0 | 2-1-3 0.0/0.0 | 2-2-4 0.0/0.0 | 5-1-6 0.0/0.0 | 1-0-1 0.0/0.0 | 0-0-0 0.0/0.0 | 0-0-0 0.0/0.0 | 0-0-0 0.0/0.0 | 3-2-5 0.0/0.0 |
| 23 | Coleman | 24-18-42 10.0/4.5 | 7-1-8 5.0/2.0 | 1-1-2 1.5/0.5 | 0-1-1 0.0/0.0 | DNP | DNP | 1-0-1 0.0/0.0 | 2-0-2 0.0/0.0 | 4-3-7 1.0/1.0 | 3-3-6 1.0/0.0 | 0-3-3 0.0/0.0 | 0-2-2 0.0/0.0 | 2-1-3 1.0/1.0 | 4-3-7 0.5/0.0 |
| 95 | Robinson | 17-27-44 7.0/6.0 | 2-0-2 0.0/0.0 | 0-2-2 0.0/0.0 | 1-1-2 1.0/1.0 | 0-0-0 0.0/0.0 | 1-4-5 0.5/0.5 | 2-3-5 0.5/0.0 | 2-3-5 1.5/2.0 | 3-1-4 0.0/0.0 | 0-2-2 0.0/0.0 | 1-2-3 0.5/0.5 | 1-3-4 0.0/0.0 | 2-3-5 2.0/2.0 | 4-1-5 1.0/1.0 |
| 6 | Battle | 25-14-39 0.5/0.0 | 2-1-3 0.0/0.0 | 0-1-1 0.0/0.0 | 0-1-1 0.0/0.0 | 3-1-4 0.0/0.0 | 1-1-2 0.0/0.0 | 1-2-3 0.0/0.0 | 0-0-0 0.0/0.0 | 1-0-1 0.0/0.0 | 3-0-3 0.0/0.0 | 6-3-9 0.0/0.0 | 0-1-1 0.0/0.0 | 4-1-5 0.0/0.0 | 3-2-5 0.5/0.0 |
| 15 | Ivey | 15-22-37 5.5/4.5 | 3-1-4 1.0/1.0 | 0-1-1 0.5/0.5 | 0-1-1 0.5/0.0 | 0-0-0 0.0/0.0 | 2-1-3 1.0/1.0 | 2-0-2 0.0/0.0 | 0-3-3 1.5/1.0 | 2-2-4 1.0/1.0 | 1-3-4 0.0/0.0 | 0-4-4 0.0/0.0 | 3-2-5 0.0/0.0 | 0-3-3 0.0/0.0 | 2-1-3 2.0/0.0 |
| 2 | C. Johnson | 15-17-32 4.5/4.0 | 1-0-1 0.0/0.0 | 1-1-2 0.0/0.0 | 1-3-4 1.0/1.0 | 0-4-4 0.5/0.0 | 2-0-2 0.0/0.0 | 5-1-6 0.0/0.0 | DNP | 2-0-2 2.0/2.0 | 1-3-4 1.0/1.0 | 0-0-0 0.0/0.0 | 2-3-5 0.0/0.0 | 1-1-2 0.0/0.0 | DNP |
| 25 | Washington | 21-10-31 1.0/0.0 | 0-0-0 0.0/0.0 | 3-0-3 0.0/0.0 | 1-2-3 0.0/0.0 | 3-1-4 0.0/0.0 | 2-0-2 0.0/0.0 | 1-0-1 0.0/0.0 | 0-0-0 0.0/0.0 | 3-3-6 0.0/0.0 | 1-0-1 0.0/0.0 | 1-0-1 0.0/0.0 | 0-0-0 0.0/0.0 | 0-0-0 0.0/0.0 | 6-3-9 1.0/0.0 |
| 89 | Pegues | 15-11-26 5.0/3.0 | 1-0-1 1.0/1.0 | 1-0-1 0.0/0.0 | 1-0-1 0.0/0.0 | 0-0-0 0.0/0.0 | 3-1-4 0.0/0.0 | 2-1-3 0.0/0.0 | 1-5-6 0.0/0.0 | 0-1-1 0.0/0.0 | 1-1-2 1.0/1.0 | 1-1-2 0.0/0.0 | 0-1-1 0.0/0.0 | 3-1-4 1.0/0.0 | 1-0-1 1.0/0.0 |
| 28 | Mar. Brown | 14-5-19 1.0/0.0 | 2-1-3 0.0/0.0 | 2-2-4 0.0/0.0 | 2-0-2 1.0/0.0 | 0-0-0 0.0/0.0 | 1-0-1 0.0/0.0 | 0-0-0 0.0/0.0 | 1-0-1 0.0/0.0 | 0-0-0 0.0/0.0 | 0-0-0 0.0/0.0 | 3-1-4 0.0/0.0 | 0-0-0 0.0/0.0 | 0-0-0 0.0/0.0 | 2-1-3 0.0/0.0 |
| 38 | Hill | 5-16-21 2.0/1.0 | 0-0-0 0.0/0.0 | 0-2-2 0.0/0.0 | 0-0-0 0.0/0.0 | 0-1-1 0.0/0.0 | 3-2-5 1.0/0.0 | 0-1-1 0.0/0.0 | 0-3-3 0.0/0.0 | 0-0-0 0.0/0.0 | 0-2-2 0.0/0.0 | 0-1-1 0.0/0.0 | 0-2-2 0.0/0.0 | 1-1-2 1.0/1.0 | 1-1-2 0.0/0.0 |
| 30 | White | 3-5-8 0.0/0.0 | DNP | 1-2-3 0.0/0.0 | 1-3-4 0.0/0.0 | DNP | DNP | 1-0-0 0.0/0.0 | DNP | DNP | DNP | DNP | DNP | DNP | DNP |
| 97 | Gordon | 2-6-8 1.0/0.0 | DNP | 1-1-2 1.0/0.0 | 0-0-0 0.0/0.0 | 0-1-1 0.0/0.0 | 0-0-0 0.0/0.0 | 0-1-1 0.0/0.0 | 0-0-0 0.0/0.0 | 0-2-2 0.0/0.0 | 1-0-1 0.0/0.0 | 0-1-1 0.0/0.0 | 0-0-0 0.0/0.0 | 0-0-0 0.0/0.0 | 0-0-0 0.0/0.0 |
| 90 | Malone | 5-5-10 1.0/1.0 | 0-0-0 0.0/0.0 | 3-2-5 0.0/0.0 | 0-1-1 0.0/0.0 | 0-0-0 0.0/0.0 | 0-0-0 0.0/0.0 | 0-0-0 0.0/0.0 | 0-0-0 0.0/0.0 | 0-0-0 0.0/0.0 | 0-1-1 0.0/0.0 | 0-0-0 0.0/0.0 | 0-1-1 0.0/0.0 | 0-0-0 0.0/0.0 | 2-0-2 1.0/1.0 |
| 96 | Iton | 0-7-0 1.0/0.5 | 0-0-0 0.0/0.0 | 0-2-2 0.0/0.0 | 0-3-3 1.0/0.5 | 0-0-0 0.0/0.0 | 0-1-1 0.0/0.0 | 0-0-0 0.0/0.0 | 0-0-0 0.0/0.0 | 0-0-0 0.0/0.0 | 0-1-1 0.0/0.0 | 0-0-0 0.0/0.0 | 0-0-0 0.0/0.0 | DNP | DNP |
| 29 | D. Williams | 4-2-6 0.0/0.0 | 0-0-0 0.0/0.0 | 1-0-1 0.0/0.0 | 0-0-0 0.0/0.0 | 1-0-1 0.0/0.0 | 1-1-2 0.0/0.0 | 1-1-2 0.0/0.0 | 0-0-0 0.0/0.0 | DNP | 0-0-0 0.0/0.0 | DNP | DNP | DNP | DNP |
| 17 | Clowney | 3-1-4 1.0/0.0 | DNP | 1-1-2 0.0/0.0 | 2-0-2 1.0/1.0 | DNP | DNP | DNP | DNP | DNP | DNP | DNP | DNP | DNP | DNP |
| 35 | Hughes | 4-2-6 0.0/0.0 | DNP | 1-0-1 0.0/0.0 | 1-1-2 0.0/0.0 | 0-0-0 0.0/0.0 | 0-0-0 0.0/0.0 | 1-0-1 0.0/0.0 | 0-0-0 0.0/0.0 | 0-0-0 0.0/0.0 | 0-0-0 0.0/0.0 | 0-0-0 0.0/0.0 | 0-1-1 0.0/0.0 | 0-0-0 0.0/0.0 | 1-0-1 0.0/0.0 |
| 16 | Daniels | 0-4-4 0.5/0.5 | 0-0-0 0.0/0.0 | 0-3-3 0.0/0.0 | 0-1-1 0.5/0.5 | 0-0-0 0.0/0.0 | 0-0-0 0.0/0.0 | 0-0-0 0.0/0.0 | 0-0-0 0.0/0.0 | 0-0-0 0.0/0.0 | 0-0-0 0.0/0.0 | 0-0-0 0.0/0.0 | DNP | 0-0-0 0.0/0.0 | DNP |
| 34 | Banks | 0-4-4 0.0/0.0 | 0-0-0 0.0/0.0 | 0-3-3 0.0/0.0 | 0-1-1 0.0/0.0 | 0-0-0 0.0/0.0 | 0-0-0 0.0/0.0 | 0-0-0 0.0/0.0 | 0-0-0 0.0/0.0 | 0-0-0 0.0/0.0 | 0-0-0 0.0/0.0 | 0-0-0 0.0/0.0 | 0-0-0 0.0/0.0 | 0-0-0 0.0/0.0 | 0-0-0 0.0/0.0 |
| 51 | Harris | 1-2-3 0.5/0.0 | 0-0-0 0.0/0.0 | 0-0-0 0.0/0.0 | 0-2-2 0.5/0.0 | 0-0-0 0.0/0.0 | 0-0-0 0.0/0.0 | 1-0-1 0.0/0.0 | 0-0-0 0.0/0.0 | 0-0-0 0.0/0.0 | 0-0-0 0.0/0.0 | 0-0-0 0.0/0.0 | DNP | 0-0-0 0.0/0.0 | 0-0-0 0.0/0.0 |
| 33 | Jerkins | 1-2-3 0.0/0.0 | 0-0-0 0.0/0.0 | 1-0-1 0.0/0.0 | 0-2-2 0.0/0.0 | 0-0-0 0.0/0.0 | DNP | DNP | DNP | 0-0-0 0.0/0.0 | DNP | DNP | DNP | DNP | DNP |
| 99 | Rollins | 0-2-2 0.0/0.0 | DNP | 0-2-2 0.0/0.0 | 0-0-0 0.0/0.0 | DNP | DNP | 0-0-0 0.0/0.0 | DNP | DNP | DNP | DNP | 0-0-0 0.0/0.0 | DNP | DNP |
| 32 | Cull | 0-1-1 0.0/0.0 | 0-0-0 0.0/0.0 | 0-0-0 0.0/0.0 | 0-1-1 0.0/0.0 | DNP | DNP | DNP | DNP | DNP | DNP | DNP | DNP | 0-0-0 0.0/0.0 | DNP |
| 26 | Groves | 0-1-1 0.0/0.0 | DNP | 0-1-1 0.0/0.0 | DNP | DNP | DNP | DNP | DNP | DNP | DNP | DNP | DNP | DNP | DNP |
| 92 | Hawkins | 1-0-1 1.0/1.0 | DNP | 0-0-0 0.0/0.0 | 1-0-1 1.0/1.0 | DNP | DNP | DNP | DNP | DNP | DNP | DNP | DNP | DNP | DNP |
| 27 | Knox | 2-0-2 0.0/0.0 | 0-0-0 0.0/0.0 | 1-0-1 0.0/0.0 | 0-0-0 0.0/0.0 | DNP | DNP | DNP | 0-0-0 0.0/0.0 | 0-0-0 0.0/0.0 | 0-0-0 0.0/0.0 | 0-0-0 0.0/0.0 | 0-0-0 0.0/0.0 | 1-0-1 0.0/0.0 | 0-0-0 0.0/0.0 |
| 12 | Masin | 1-1-2 0.0/0.0 | 0-0-0 0.0/0.0 | 1-0-1 0.0/0.0 | 0-0-0 0.0/0.0 | 0-0-0 0.0/0.0 | 0-0-0 0.0/0.0 | DNP | 0-0-0 0.0/0.0 | 0-0-0 0.0/0.0 | 0-0-0 0.0/0.0 | 0-0-0 0.0/0.0 | 0-0-0 0.0/0.0 | 0-1-1 0.0/0.0 | 0-0-0 0.0/0.0 |
| 9 | Mack | 0-1-1 0.0/0.0 | 0-0-0 0.0/0.0 | 0-0-0 0.0/0.0 | 0-0-0 0.0/0.0 | 0-0-0 0.0/0.0 | 0-1-1 0.0/0.0 | 0-0-0 0.0/0.0 | DNP | DNP | DNP | DNP | DNP | DNP | DNP |
| 26 | Woullard | 1-0-1 0.0/0.0 | 0-0-0 0.0/0.0 | 0-0-0 0.0/0.0 | 0-0-0 0.0/0.0 | 1-0-1 0.0/0.0 | 0-0-0 0.0/0.0 | 0-0-0 0.0/0.0 | DNP | 0-0-0 0.0/0.0 | 0-0-0 0.0/0.0 | 0-0-0 0.0/0.0 | 0-0-0 0.0/0.0 | 0-0-0 0.0/0.0 | DNP |
| 19 | Wade | 1-0-1 0.0/0.0 | 0-0-0 0.0/0.0 | 0-0-0 0.0/0.0 | 0-0-0 0.0/0.0 | 0-0-0 0.0/0.0 | 0-0-0 0.0/0.0 | 0-0-0 0.0/0.0 | 0-0-0 0.0/0.0 | 0-0-0 0.0/0.0 | 0-0-0 0.0/0.0 | 0-0-0 0.0/0.0 | 1-0-1 0.0/0.0 | 0-0-0 0.0/0.0 | 0-0-0 0.0/0.0 |
| | Total | 497-512-1009 81.0/35.0 | 51-28-79 10.0/4.0 | 36-44-80 4.0/2.0 | 27-40-67 12.0/7.0 | 33-48-81 2.0/0.0 | 38-36-74 9.0/3.0 | 46-36-82 3.0/0.0 | 27-48-75 7.0/3.0 | 45-36-81 4.0/4.0 | 45-24-69 5.0/2.0 | 33-44-77 5.0/3.0 | 28-44-72 8.0/1.0 | 37-48-85 5.0/4.0 | 51-36-87 7.0/2.0 |
| | Opp. | 591-400-991 86.0/16.0 | 46-28-74 3.0/0.0 | 41-44-85 3.0/1.0 | 44-44-88 12.0/1.0 | 41-42-83 6.0/0.0 | 42-18-60 4.0/0.0 | 43-8-51 5.0/0.0 | 50-46-96 3.0/1.0 | 39-30-69 6.0/3.0 | 47-34-81 10.0/1.0 | 46-38-84 7.0/3.0 | 46-34-80 6.0/2.0 | 55-32-87 15.0/4.0 | 53-22-75 8.0/2.0 |

TEAM GAME-BY-GAME STATISTICS

| | | TROY | UCA | GT | TULSA | UK | VU | AU | LSU | TAMU | UA | AR | MSU | TT |
|--------------------|-----|---------|--------|---------|--------|--------|--------|--------|--------|---------|--------|--------|---------|--------|
| Total Offense | | | | | | | | | | | | | | |
| Yards | UM | 433 | 510 | 547 | 462 | 399 | 591 | 578 | 404 | 530 | 403 | 703 | 335 | 558 |
| | Opp | 346 | 233 | 214 | 457 | 328 | 403 | 441 | 500 | 480 | 317 | 503 | 336 | 484 |
| Total Plays | UM | 73 | 69 | 81 | 75 | 68 | 60 | 88 | 72 | 83 | 81 | 89 | 78 | 84 |
| | Opp | 81 | 71 | 66 | 77 | 61 | 78 | 65 | 76 | 73 | 69 | 65 | 77 | 88 |
| Avg/Play | UM | 5.9 | 7.4 | 6.8 | 6.2 | 5.9 | 14.0 | 6.6 | 8.2 | 6.4 | 5.0 | 7.9 | 4.3 | 6.6 |
| | Opp | 4.3 | 3.3 | 3.2 | 5.9 | 5.4 | 7.4 | 6.8 | 8.9 | 6.6 | 4.6 | 7.7 | 4.4 | 5.5 |
| Rushing Yards | UM | 266 | 233 | 316 | 308 | 186 | 143 | 448 | 116 | 390 | 191 | 463 | 78 | 197 |
| | Opp | 60 | 102 | 53 | 262 | 108 | 122 | 301 | 252 | 142 | 108 | 352 | 97 | 242 |
| Carries | UM | 44 | 37 | 62 | 51 | 39 | 28 | 69 | 37 | 63 | 49 | 53 | 39 | 43 |
| | Opp | 33 | 40 | 34 | 43 | 37 | 40 | 48 | 48 | 29 | 36 | 43 | 37 | 48 |
| TDs | UM | 3 | 3 | 6 | 3 | 2 | 4 | 3 | 2 | 1 | 2 | 2 | 0 | 2 |
| | Opp | 0 | 0 | 0 | 1 | 1 | 1 | 4 | 4 | 0 | 0 | 3 | 1 | 3 |
| Passing Yards | UM | 167 | 277 | 231 | 154 | 213 | 448 | 130 | 288 | 140 | 212 | 240 | 257 | 361 |
| | Opp | 286 | 131 | 161 | 195 | 220 | 281 | 140 | 248 | 338 | 209 | 168 | 239 | 242 |
| Attempts | UM | 29 | 32 | 19 | 24 | 29 | 33 | 19 | 35 | 20 | 32 | 36 | 39 | 41 |
| | Opp | 48 | 31 | 32 | 34 | 24 | 38 | 17 | 28 | 44 | 33 | 22 | 40 | 40 |
| Completions | UM | 19 | 18 | 12 | 13 | 15 | 25 | 9 | 20 | 13 | 18 | 21 | 31 | 25 |
| | Opp | 35 | 14 | 18 | 16 | 18 | 27 | 8 | 21 | 28 | 21 | 17 | 27 | 24 |
| Comp. % | UM | 72.9% | 56.3% | 63.2% | 54.2% | 51.7% | 75.8% | 47.4% | 57.1% | 65.0% | 56.3% | 58.3% | 79.5% | 60.9% |
| | Opp | 60.5% | 45.2% | 56.3% | 47.1% | 75.0% | 71.1% | 47.1% | 75.0% | 63.6% | 63.6% | 77.3% | 67.5% | 60.0% |
| TDs | UM | 1 | 4 | 0 | 2 | 0 | 3 | 3 | 0 | 3 | 1 | 1 | 2 | 2 |
| | Opp | 1 | 0 | 0 | 2 | 2 | 2 | 0 | 2 | 4 | 3 | 3 | 2 | 1 |
| Intercepted | UM | 1 | 1 | 1 | 0 | 1 | 2 | 1 | 1 | 0 | 0 | 1 | 0 | 3 |
| | Opp | 1 | 2 | 0 | 1 | 0 | 0 | 2 | 0 | 0 | 0 | 0 | 1 | 1 |
| First Downs | UM | 24 | 25 | 28 | 27 | 19 | 22 | 30 | 24 | 26 | 22 | 32 | 19 | 27 |
| | Opp | 20 | 12 | 13 | 26 | 17 | 21 | 17 | 35 | 26 | 18 | 24 | 20 | 27 |
| Rushing | UM | 13 | 12 | 17 | 15 | 10 | 9 | 23 | 7 | 18 | 11 | 21 | 5 | 12 |
| | Opp | 8 | 7 | 5 | 14 | 7 | 8 | 12 | 17 | 8 | 8 | 12 | 7 | 11 |
| Passing | UM | 10 | 10 | 11 | 8 | 9 | 13 | 5 | 12 | 5 | 9 | 8 | 13 | 14 |
| | Opp | 12 | 5 | 7 | 9 | 9 | 11 | 5 | 14 | 15 | 9 | 9 | 12 | 11 |
| Penalty | UM | 1 | 3 | 0 | 4 | 0 | 0 | 2 | 5 | 3 | 2 | 3 | 1 | 1 |
| | Opp | 0 | 0 | 1 | 3 | 1 | 2 | 0 | 4 | 3 | 1 | 3 | 1 | 5 |
| Time of Possession | UM | 23:02 | 23:44 | 30:53 | 25:47 | 23:07 | 18:43 | 29:33 | 23:41 | 31:47 | 28:37 | 30:10 | 27:38 | 26:36 |
| | Opp | 36:58 | 36:16 | 29:07 | 34:13 | 36:53 | 41:17 | 30:27 | 36:19 | 28:13 | 31:23 | 29:50 | 32:22 | 33:24 |
| Third Down | UM | 9-14 | 3-8 | 7-15 | 7-14 | 7-14 | 8-11 | 12-19 | 4-13 | 7-16 | 8-16 | 7-16 | 4-17 | 5-13 |
| | Opp | 6-17 | 4-18 | 6-17 | 4-13 | 7-14 | 7-17 | 5-14 | 6-11 | 5-14 | 6-14 | 5-12 | 8-16 | 7-19 |
| Fourth Down | UM | 1-1 | 0-2 | 3-3 | 1-1 | 0-1 | 1-2 | 1-2 | 1-2 | 2-4 | 0-3 | 2-3 | 3-4 | 2-7 |
| | Opp | 2-5 | 1-5 | 0-2 | 1-2 | 1-2 | 3-4 | 2-3 | 1-1 | 1-4 | 0-1 | 0-0 | 0-1 | 5-6 |
| Punting | UM | 4-165 | 3-137 | 3-111 | 5-216 | 4-172 | 0-0 | 2-92 | 3-136 | 4-180 | 4-137 | 2-68 | 2--1 | 1-43 |
| | Opp | 5-248 | 8-269 | 9-352 | 6-266 | 2-103 | 3-116 | 3-148 | 2-84 | 5-218 | 4-176 | 6-209 | 2-34 | 1-38 |
| Fumbles-Lost | UM | 4-2 | 0-0 | 1-0 | 5-1 | 1-0 | 0-0 | 2-1 | 1-0 | 3-0 | 1-1 | 2-2 | 1-1 | 2-2 |
| | Opp | 2-1 | 0-0 | 0-0 | 1-0 | 3-2 | 1-1 | 2-0 | 0-0 | 0-0 | 1-1 | 0-0 | 3-2 | 3-2 |
| Penalties | UM | 3-16 | 9-79 | 6-55 | 6-61 | 3-31 | 9-85 | 6-50 | 10-111 | 7-66 | 6-50 | 12-116 | 4-20 | 8-86 |
| | Opp | 6-37 | 8-68 | 4-25 | 7-80 | 4-15 | 5-50 | 5-47 | 8-71 | 9-51 | 5-45 | 7-61 | 6-47 | 3-15 |
| Sacks By-Yards | UM | 4.0-21 | 2.0-12 | 7-45 | 0-0 | 3-32 | 0-0 | 3-26 | 4-16 | 2-9 | 3-27 | 1-11 | 4-54 | 2-4 |
| | Opp | 0-0 | 1.0-8 | 1-11 | 0-0 | 0-0 | 0-0 | 1-2 | 3-26 | 1-9 | 3-16 | 2-2 | 2-21 | 2-9 |
| Tackles for Loss | UM | 10.0-32 | 4.0-16 | 12.0-57 | 2.0-2 | 9.0-45 | 3.0-12 | 7.0-35 | 4.0-16 | 5.0-14 | 5.0-35 | 8.0-21 | 5.0-57 | 7.0-18 |
| | Opp | 2.0-4 | 3.0-12 | 12.0-33 | 6.0-11 | 4.0-11 | 5.0-5 | 3.0-6 | 6.0-31 | 10.0-25 | 7.0-25 | 6.0-10 | 15.0-47 | 8.0-22 |

GAME ONE #21 OLE MISS 28, TROY 10

Sept. 3, 2022

Attendance: 60,533 • Vaught-Hemingway Stadium • Oxford, Miss.

OXFORD, Miss. — New names and faces were an important part of the outcome as the Rebels defeated the Troy Trojans, 28-10, on Saturday afternoon.

A total of 27 new Rebels made their debut on Saturday, helping push Ole Miss to its 10th straight home victory dating back to Nov. 14, 2020 — the longest home winning streak in program history since winning 33 in a row from Nov. 1, 1952 to Nov. 7, 1964.

Defensively, junior TCU transfer Khari Coleman was a one-man wrecking crew in his Rebel debut, terrorizing the Troy backfield with 5.0 tackles for loss and 2.0 sacks on eight total tackles — marking just the third time since 1999 that a Rebel has notched at least 5.0 tackles for loss, joining Mark Robertson's 5.0 in 2021 and Kendrick Clancy's 6.0 in 1999. After Ole Miss won the opening coin toss and deferred, Troy took the kickoff and had an eight-play drive to midfield. But the Trojans stalled there as the Rebel defense stepped up. Dart was 1-for-3 on his first drive as a Rebel that also stalled for Ole Miss near midfield.

After another early Troy drive produced nothing, the Rebels went to work for the game's first points. Nine plays and 82 yards later, Ulysses Bentley IV took it in from two yards out for a touchdown, and the PAT by Jonathan Cruz made it 7-0 Rebels with 2:25 to go in the first. On that drive Dart connected on a 16-yard pass to Jonathan Mingo, and a big Evans rush of 46 yards setup the Bentley score.

Ole Miss added two touchdowns in the second quarter, a two-yard scamper by Mingo and then another two-yard rush, this time by the freshman Judkins to the right pylon to give Ole Miss an early 21-0 lead with 6:38 to go in the first half.

Troy got its first points of the game to end the first half on a 31-yard field goal by Brooks Buce as time expired, making it a 21-3 game at the break.

The Rebels took the second half opening kickoff and impressively drove 75 yards in 13 plays, capped by a 12-yard touchdown pass from Dart to senior wide receiver Malik Heath. The extra point by Cruz made it 28-3 Rebels, and even though there was a lot of time remaining, this one was all but over less than five minutes into the third quarter.

Later in the quarter, Ole Miss seemed poised for more points at the Troy 22 after Miles Battle intercepted a Gunnar Watson pass with 6:26 to go in the third. But on the very next play, Dart was intercepted in the end zone by the Trojans' Markeis Colvin.

In the fourth quarter, Troy scored its lone touchdown on fourth and goal at the Rebel 3-yard line on a pass from Watson to Rajae Johnson, the end of a 39-yard drive that took 11 plays. The point after by Buce was good, and it was 28-10.

| | | | | | |
|--------------------|---|----|---|---|--------------|
| Troy | 0 | 3 | 0 | 7 | 10 |
| Ole Miss | 7 | 14 | 7 | 0 | 28 |
| 1st Quarter | | | | | OM-TR |
| 02:25 OM | U. Bentley 2 yd run (Jonathan Cruz kick) | | | | 7-0 |
| 2nd Quarter | | | | | |
| 11:51 OM | Jonathan Mingo 2 yd run (Jonathan Cruz kick) | | | | 14-0 |
| 06:38 OM | Q. Judkins 2 yd run (Jonathan Cruz kick) | | | | 21-0 |
| 00:00 TROY | Buce, Brooks 31 yd field goal | | | | 21-3 |
| 3rd Quarter | | | | | |
| 10:42 OM | M. Heath 12 yd pass from J. Dart (Jonathan Cruz kick) | | | | 28-3 |
| 4th Quarter | | | | | |
| 07:17 TROY | R. Johnson 3 yd pass from G. Watson (B. Buce kick) | | | | 28-10 |

| Team Stats | TROY | OM |
|-------------------|---------|---------|
| First Downs | 20 | 24 |
| Rushes-Yards | 33-60 | 44-266 |
| Passing Yards | 286 | 167 |
| Comp.-Att.-Int. | 35-48-1 | 19-29-1 |
| Total Plays-Yards | 81-346 | 73-433 |
| Fumbles-Lost | 2-1 | 4-2 |
| Penalties-Yards | 6-37 | 3-16 |
| Punt Returns-Avg. | 0-0.0 | 0-0.0 |
| KO Returns-Avg. | 0-0.0 | 1-13.0 |
| Interceptions | 1 | 1 |
| Possession Time | 37:02 | 22:58 |
| 3rd Down Conv. | 6-17 | 9-14 |
| 4th Down Conv. | 2-5 | 1-1 |

| Individual Leaders |
|---------------------------------|
| Rushing |
| OM: Z. Evans, 20-130 |
| Q. Judkins, 14-87 (1 TD) |
| TROY: K. Vidal, 12-48 |
| Passing |
| OM: J. Dart, 18-27-154 (1 TD) |
| UL: G. Watson, 34-47-275 (1 TD) |
| Receiving |
| OM: M. Trigg, 4-33 |
| UL: D. Stoudemire, 6-45 |

GAME TWO #22 OLE MISS 59, CENTRAL ARKANSAS 3

Sept. 10, 2022

Attendance: 58,373 • Vaught-Hemingway Stadium • Oxford, Miss.

OXFORD, Miss. — Ole Miss grabbed the lead from the jump and never looked back in a dominant 59-3 victory over Central Arkansas at Vaught-Hemingway Stadium on Saturday night. The Rebels played well in all three facets of the game with seven touchdowns on offense, as well as one on special teams, while forcing four turnovers.

After winning the coin toss and taking the kickoff, Altmeyer immediately took a shot down the sideline to Mingo for a 36-yard gain. Ole Miss ran the ball four straight times before Altmeyer punched the first score of the game with a 7-yard touchdown pass to Trigg.

The Rebel defense stopped Central Arkansas' offense on its first drive and forced a punt. The Bears' fumbled the snap, which was picked off the ground by Tennison and taken to the end zone. Central Arkansas was unable to get anything going on offense on the ensuing drive, and Ole Miss blocked a punt to regain the ball on the UCA's 4-yard line. It took two plays for Altmeyer and Trigg to connect on their second touchdown of the night.

Following a Bears' three-and-out, Ole Miss would score once more before the end of the first quarter. He put the offense in position to score with a 26-yard pass to Malik Heath down the middle of the field on a 1st-and-24.

The scoring settled down in the second quarter as Cruz's field goal were the only points of the frame. Ole Miss went into the half leading 31-0.

Ole Miss ramped it back up to start the second half. The defense forced a three-and-out, giving the ball to the Rebel offense. On the second play of the drive, Dart launched a 51-yard bomb to Mingo with an incredible catch over the Bears' cornerback. Two plays later, Zach Evans bulldozed his way into the endzone. On the very next drive, Dart found Dayton Wade behind the defense for a 39-yard reception. The next play, he located Trigg open to the left for six, extending the Rebel lead to 45 after the Cruz extra point. Trigg became just the 11th Rebel to score three touchdowns in a single game.

The Rebels' offense continued to command the game as they crossed the goal line one more time before the third quarter finished.

In the fourth, Central Arkansas marched down the field, cutting a big chunk of the field by throwing it deep for 36 yards. However, the Bears settled for a field to get on the board, down 52-3. As the game was nearing its end, UCA fumbled on a punt return and Ole Miss recovered it inside the 10. Ulysses Bentley IV put the cherry on top with an 11-yard rushing touchdown.

| | | | | | |
|--------------------|--|---|----|---|--------------|
| Central Arkansas | 0 | 0 | 0 | 3 | 3 |
| Ole Miss | 28 | 3 | 21 | 7 | 59 |
| 1st Quarter | | | | | CA-OM |
| 12:55 OM | M. Trigg 7 yd pass from L. Altmeyer (J. Cruz kick) | | | | 0-7 |
| 07:09 OM | L. Tennison 25 yd fumble recovery (J. Cruz kick) | | | | 0-14 |
| 05:02 OM | M. Trigg 4 yd pass from L. Altmeyer (J. Cruz kick) | | | | 0-21 |
| 00:21 OM | L. Altmeyer 1 yd run (J. Cruz kick) | | | | 0-28 |
| 2nd Quarter | | | | | |
| 00:00 OM | J. Cruz 41 yd field goal | | | | 0-31 |
| 3rd Quarter | | | | | |
| 11:38 OM | Z. Evans 3 yd run (J. Cruz kick) | | | | 0-38 |
| 08:09 OM | M. Trigg 2 yd pass from J. Dart (J. Cruz kick) | | | | 0-45 |
| 01:19 OM | M. Heath 6 yd pass from J. Dart (C. Schanefelt kick) | | | | 0-52 |
| 4th Quarter | | | | | |
| 09:54 UCA | H. Ray 31 yd field goal | | | | 3-52 |
| 03:23 OM | U. Bentley 11 yd run (C. Schanefelt kick) | | | | 3-59 |

| Team Stats | UCA | OM |
|-------------------|---------|---------|
| First Downs | 12 | 25 |
| Rushes-Yards | 40-142 | 37-243 |
| Passing Yards | 131 | 277 |
| Comp.-Att.-Int. | 14-31-2 | 18-32-1 |
| Total Plays-Yards | 71-233 | 69-510 |
| Fumbles-Lost | 4-2 | 1-0 |
| Penalties-Yards | 8-68 | 9-79 |
| Punt Returns-Avg. | 3-6.3 | 2-14.5 |
| KO Returns-Avg. | 2-12.0 | 2-19.0 |
| Interceptions | 1 | 2 |
| Possession Time | 36:16 | 23:44 |
| 3rd Down Conv. | 4-18 | 3-8 |
| 4th Down Conv. | 1-5 | 0-2 |

| Individual Leaders |
|-------------------------------|
| Rushing |
| OM: Q. Judkins, 10-104 |
| Z. Evans, 11-53 (1 TD) |
| UCA: D. Hale, 15-46 |
| Passing |
| OM: J. Dart, 10-15-182 (2 TD) |
| UCA: W. McElvain, 13-27-126 |
| Receiving |
| OM: M. Trigg, 5-28 (3 TD) |
| UCA: J. Barnes, 6-84 |

GAME THREE
#17 OLE MISS 42, GEORGIA TECH 0

Sept. 17, 2022
Attendance: 40,293 • Bobby Dodd Stadium • Atlanta, Ga.

ATLANTA — Ole Miss was dominant in its first road contest of the year on Saturday, as the Rebels ran right through Bobby Dodd Stadium to take a convincing 42-0 victory from Georgia Tech.

From the opening drive it looked like Ole Miss (3-0) was on a mission in Atlanta, as the three-headed Rebel backfield of Zach Evans, Quinshon Judkins and Ulysses Bentley IV put together their best performance of the season against Georgia Tech (1-2) to help lead the Rebels to a season-high 316 rushing yards on the day, as well as six total rushing touchdowns.

Evans (18 carries, 134 yards), Judkins (19 carries, 98 yards) and Bentley IV (eight carries, 27 yards) each finished with two rushing touchdowns apiece, marking the first time three Rebels recorded at least two rushing touchdowns since the team's 1979 matchup with Vanderbilt.

The Rebel defense also played a major role in the team's win over the Yellow Jackets, pitching their first full-game shutout since 2014 when Ole Miss took down Presbyterian, 48-0. The Ole Miss defense stonewalled Georgia Tech, allowing just 214 total yards along with seven total sacks on the day. The stout Rebel defensive unit has allowed only 13 points through its first three games of 2022, and have held opponents scoreless in nine of 12 quarters this season — including seven of the last eight.

The Rebels got to work right away after receiving the opening kickoff, as the Jaxson Dart led offense marched down the field on a 74-yard scoring drive that only took 1:21 off the clock in five plays before it was capped off with an Evans 3-yard touchdown run. Despite only completing one pass on the opening drive, Dart would still record a season-high 207 yards through the air for the Rebels on a 10-of-16 clip before his day would come to an end.

Momentum remained in the Rebels' corner on the defensive side of the ball, when a three-and-out drive for the Yellow Jackets led to a punt being blocked and recovered by Cedric Johnson at the Georgia Tech 20-yard line. The Rebels would capitalize on the field position, with Judkins running for a 7-yard touchdown to put Ole Miss up 14-0 early in Atlanta.

Johnson's punt block marks the second of the season for the Rebel special teams unit, as well as the first time that an Ole Miss team has had two punt blocks in a single season since 2007. It also stands as the first time the Rebels have blocked a punt in consecutive games since 1998.

The second quarter saw Evans continue his dominance running the ball, as he ripped off a 26-yard touchdown scamper to bump the Ole Miss lead up to 21-0, while hitting 100 first-half rushing yards for the second time this season. The Rebel defense held strong for the remainder of the frame, holding the Yellow Jackets scoreless into the halftime break.

It marked the second consecutive game in which Ole Miss has held their opponent to under 250 total yards on offense.

| | | | | | |
|---------------------|-----------|---|-----------|----------|--------------|
| Ole Miss | 14 | 7 | 21 | 0 | 42 |
| Georgia Tech | 0 | 0 | 0 | 0 | 0 |
| 1st Quarter | | | | | OM-GT |
| 13:34 | OM | Z. Evans 3 yd run (Jonathan Cruz kick) | | | 7-0 |
| 09:51 | OM | Q. Judkins 7 yd run (Jonathan Cruz kick) | | | 14-0 |
| 2nd Quarter | | | | | |
| 05:36 | OM | Z. Evans 26 yd run (Jonathan Cruz kick) | | | 21-0 |
| 3rd Quarter | | | | | |
| 08:51 | OM | Q. Judkins 1 yd run (Jonathan Cruz kick) | | | 28-0 |
| 05:20 | OM | U. Bentley 15 yd run (Jonathan Cruz kick) | | | 35-0 |
| 00:02 | OM | U. Bentley 1 yd run (Jonathan Cruz kick) | | | 42-0 |

| | | | |
|-------------------|-----------|-----------|-----------------------------|
| Team Stats | OM | GT | Individual Leaders |
| First Downs | 31 | 13 | Rushing |
| Rushes-Yards | 62-316 | 34-53 | OM: Z. Evans, 18-134 (2 TD) |
| Passing Yards | 231 | 161 | Q. Judkins, 19-98 (2 TD) |
| Comp.-Att.-Int. | 12-19-1 | 18-32-0 | U. Bentley, 8-27 (2 TD) |
| Total Plays-Yards | 81-547 | 66-214 | GT: H. Hall, 8-27 |
| Fumbles-Lost | 1-0 | 0-0 | Passing |
| Penalties-Yards | 6-55 | 4-25 | OM: J. Dart, 10-16-207 |
| Punt Returns-Avg. | 4-16.0 | 0-0.0 | GT: J. Sims, 18-32-161 |
| KO Returns-Avg. | 1-23.0 | 0-0.0 | Receiving |
| Interceptions | 0 | 1 | OM: M. Heath, 4-78 |
| Possession Time | 30:53 | 29:07 | GT: M. Rutherford, 4-52 |
| 3rd Down Conv. | 7-15 | 6-18 | |
| 4th Down Conv. | 3-3 | 0-2 | |

GAME FOUR
#13 OLE MISS 35, TULSA 27

Sept. 24, 2022
Attendance: 60,641 • Vaught-Hemingway Stadium • Oxford, Miss.

OXFORD, Miss. - Ole Miss anticipated an aerial shootout against Tulsa's top-ranked passing offense, but a tough Rebel running game and a defensive effort that never fully broke helped the 13th-ranked Rebels hold on, 35-27, over the Golden Hurricane on Saturday.

The Rebels (4-0) battled back from an early 14-7 first quarter deficit to take a 35-17 halftime lead over Tulsa (2-2), but the second half became a defensive slugfest highly dependent on the running game and field position.

On the ground, Ole Miss tallied 308 of its 462 total yards, led by another impressive showing from freshman running back Quinshon Judkins, who ended the day on a career-high 140 yards and two scores on 27 carries. Today's matchup marks the first time since 1999 that Ole Miss has had at least one 100-yard rusher in four consecutive games, as well as the first time since at least 1976 in available game-by-game data that Ole Miss has opened the year with four straight games with a 100-yard rusher.

Judkins had three runs of 20 yards or more, and his two touchdowns in the second quarter pushes him to five in four games.

Judkins, starting quarterback Jaxson Dart (13 carries, 116 yards) and Zach Evans (10 carries, 48 yards, 1 TD) all secured high numbers in the rushing game for the Rebels, while Malik Heath (4 catches, 75 yards, 1 TD) and Jonathan Mingo (3 catches, 54 yards, 1 TD) hauled in 129 of Ole Miss' 154 passing yards.

It was an offensive back-and-forth battle as both teams secured at least 450 yards on offense, but the Rebels were able to put up the points needed in the first half, while the defense closed out the game in the back half.

The Rebel defense stymied Tulsa's FBS-leading passing attack to 218 yards fewer than its No. 1 ranked average of 413 yards per game entering, throwing for just 195 on Saturday.

Holding off a late surge by Tulsa, the Rebels held on for their 35-27 win over the Golden Hurricane, moving to 4-0 as the team heads into its first SEC game of the year against Kentucky.

| | | | | | |
|--------------------|-----------|---|----------|----------|--------------|
| Tulsa | 14 | 3 | 3 | 7 | 27 |
| Ole Miss | 7 | 28 | 0 | 0 | 35 |
| 1st Quarter | | | | | UT-OM |
| 13:21 | OM | Z. Evans 20 yd run (J. Cruz kick) | | | 0-7 |
| 07:55 | UT | D. Brin 1 yd run (Z. Long kick) | | | 7-7 |
| 03:17 | UT | I. Epps 20 yd pass from D. Brin (Z. Long kick) | | | 14-7 |
| 2nd Quarter | | | | | |
| 14:25 | OM | Q. Judkins 4 yd run (J. Cruz kick) | | | 14-14 |
| 10:31 | OM | M. Heath 31 yd pass from J. Dart (J. Cruz kick) | | | 14-21 |
| 05:01 | OM | Q. Judkins 1 yd run (J. Cruz kick) | | | 14-28 |
| 01:25 | OM | J. Mingo 31 yd pass from J. Dart (J. Cruz kick) | | | 14-35 |
| 00:00 | UT | Z. Long 28 yd field goal | | | 17-35 |
| 3rd Quarter | | | | | |
| 10:16 | UT | Z. Long 20 yd field goal | | | 20-35 |
| 4th Quarter | | | | | |
| 14:38 | UT | I. Epps 17 yd pass from B. Braxton (Z. Long kick) | | | 27-35 |

| | | | |
|-------------------|-----------|-----------|-------------------------------|
| Team Stats | UT | OM | Individual Leaders |
| First Downs | 27 | 27 | Rushing |
| Rushes-Yards | 43-262 | 51-308 | OM: Q. Judkins, 27-140 (2 TD) |
| Passing Yards | 195 | 154 | J. Dart, 13-116 |
| Comp.-Att.-Int. | 16-35-1 | 13-24-0 | UT: B. Jackson, 8-77 |
| Total Plays-Yards | 78-457 | 75-462 | Passing |
| Fumbles-Lost | 1-0 | 5-1 | OM: J. Dart, 13-24-154 (2 TD) |
| Penalties-Yards | 7-80 | 6-61 | UT: D. Brin, 7-13-112 (1 TD) |
| Punt Returns-Avg. | 2--0.5 | 3-2.0 | B. Braxton, 9-22-83 (1 TD) |
| KO Returns-Avg. | 1-13.0 | 1-21.0 | Receiving |
| Interceptions | 0 | 1 | OM: M. Heath, 4-75 (1 TD) |
| Possession Time | 34:13 | 25:47 | J. Mingo, 3-54 (1 TD) |
| 3rd Down Conv. | 4-13 | 7-15 | UT: I. Epps, 4-62 (2 TD) |
| 4th Down Conv. | 1-2 | 1-1 | |

GAME FIVE #11 OLE MISS 22, #7 KENTUCKY 19

Oct. 1, 2022

Attendance: 64,828 • Vaught-Hemingway Stadium • Oxford, Miss.

OXFORD, Miss. — Ole Miss recovered two Kentucky fumbles to preserve a dramatic 22-19 victory and move to 5-0 overall and 1-0 in SEC play. The Wildcats fell to 4-1 and 1-1.

With the Rebels clinging to a three-point lead, a 26-yard field goal by Jonathan Cruz their only points of the second half, it was the Ole Miss defense which saved the day.

Ole Miss jumped out to an early 14-0 lead, but this one would be far from over. Dart was the key to the Rebels' first scoring drive. In six plays from his own 35-yard line, the Rebel signal-caller had Ole Miss in the end zone. Zach Evans took it in from the 4 for his lone touchdown of the day. Cruz made the extra point and Ole Miss led 7-0 with 7:09 to go in the first quarter.

After Kentucky placekicker Matt Ruffolo missed a 39-yard field goal, Ole Miss moved downfield for another touchdown. Quinshon Judkins burst through the middle of the line and raced 48 yards for a touchdown, a beautiful run that had those in red and blue among the capacity crowd roaring their approval. The point after by Cruz made it 14-0 with 59 seconds remaining in the first quarter.

The Rebels' own defense was also able to slow down a potent Wildcat offensive attack. However, UK did answer the two early touchdowns with one of its own.

Kentucky's Barion Brown returned the kickoff from his own goal line to the Ole Miss 15 to set things up for the visitors. Christopher Rodriguez's touchdown rush of 10 yards cut the UM lead to 14-6. The first quarter ended with Ole Miss up eight points.

After the Rebels' subsequent drive stalled, Fraser Masin punted to Kentucky and the ball was downed at the 1-yard line. Tavius Robinson of Ole Miss was then credited with a sack as Levis delivered the football in the right flat - to nobody. The ruling was intentional grounding, and a safety was awarded to the Rebels for a 16-6 UM lead.

On fourth and 20, Cruz connected on a 53-yard field goal, and Ole Miss led 19-6 with 7:03 to go before halftime. The kick was tied for sixth longest field goal in school history and the longest since Bryson Rose kicked a game-winner against Arkansas in Little Rock in 2012.

A nine-play drive capped by a Levis to Robinson touchdown pass of five yards made the score 19-12. The extra point kick was not attempted with a bobbled snap and a tackle by Ole Miss. There was 1:23 left before halftime.

To open the third quarter starting at the UM 49, the Wildcats soon scored on a 17-yard pass from Levis to Jordan Dingle. This time, Ruffolo was good on the extra point. It was 19-19 with 6:22 to go, and it was clearly anybody's ballgame.

Ole Miss started a drive at its own 35 for what would be the game's final points. With 2:19 to go in the third, a Cruz field goal of 26 yards put the Rebels back in front 22-19. The drive covered 57 yards in 13 plays.

| | | | | | |
|--------------------|-----------|--|----------|----------|--------------|
| Ole Miss | 14 | 5 | 3 | 0 | 22 |
| Kentucky | 6 | 6 | 7 | 0 | 19 |
| 1st Quarter | | | | | OM-GT |
| 07:09 | OM | Z. Evans 4 yd run (Jonathan Cruz kick) | | | 7-0 |
| 00:59 | OM | Q. Judkins 48 yd run (Jonathan Cruz kick) | | | 14-0 |
| 00:00 | UK | Rodriguez Jr., C 10 yd run (Matt Ruffolo kick blocked) | | | 14-6 |
| 2nd Quarter | | | | | |
| 10:28 | OM | TEAM safety | | | 16-6 |
| 07:03 | OM | Jonathan Cruz 53 yd field goal | | | 19-6 |
| 01:23 | UK | Tayvio Robinson 5 yd pass from Will Levis (TEAM rush failed) | | | 19-12 |
| 3rd Quarter | | | | | |
| 06:22 | UK | Jordan Dingle 17 yd pass from Will Levis (Matt Ruffolo kick) | | | 19-19 |
| 02:19 | OM | Jonathan Cruz 26 yd field goal | | | 22-19 |

| | | | |
|-------------------|-----------|-----------|------------------------------------|
| Team Stats | OM | UK | Individual Leaders |
| First Downs | 19 | 17 | Rushing |
| Rushes-Yards | 39-186 | 37-108 | OM: Q. Judkins, 15-106 (1 TD) |
| Passing Yards | 213 | 220 | J. Dart, 8-40 |
| Comp.-Att.-Int. | 15-29-1 | 18-24-0 | UK: C. Rodriguez Jr., 19-72 (1 TD) |
| Total Plays-Yards | 68-399 | 61-328 | Passing |
| Fumbles-Lost | 1-0 | 3-2 | OM: J. Dart, 15-29-213 |
| Penalties-Yards | 3-31 | 4-15 | UK: W. Levis, 18-24-220 |
| Punt Returns-Avg. | 0-0.0 | 1-0.0 | Receiving |
| KO Returns-Avg. | 5-58.8 | 5-65.6 | OM: M. Heath, 6-100 |
| Interceptions | 0 | 1 | UK: C. Rodriguez Jr., 3-40 |
| Possession Time | 23:07 | 36:53 | |
| 3rd Down Conv. | 7-14 | 7-14 | |
| 4th Down Conv. | 0-1 | 1-2 | |

GAME SIX #9 OLE MISS 52, VANDERBILT 28

Oct. 8, 2022

Attendance: 31,567 • FirstBank Stadium • Nashville, Tenn.

NASHVILLE, Tenn. — Despite entering the game with the No. 4 rush offense in the nation, the Rebels took to the air in record-setting fashion to take down Vanderbilt, 52-28, in Nashville on Saturday.

The Rebels (6-0, 2-0 SEC) saw career days from Jaxson Dart, Jonathan Mingo and Jordan Watkins as the team logged a season-high 591 total yards of offense en route to their road win over the Commodores (3-3, 0-2 SEC) at FirstBank Stadium.

Dart's day ended with the sophomore finishing 25-of-32 for a career-high 448 yards along with a season-high three passing touchdowns. The game ties Dart for fifth in the Ole Miss record books for single-game passing yards, matching Jordan Ta'amu's 2018 performance against Southern Illinois.

Dart's stat-line can be credited in large part to his favorite target on the day, Jonathan Mingo, who broke the Ole Miss single-game receiving record set by Elijah Moore in 2020 (238 yards) by logging nine catches for 247 yards and two touchdowns. The performance shatters Mingo's previous career-high of 136 yards in his standout game last season against Tulane.

Mingo's day also currently stands as the nation's top single-game receiving performance of the year, surpassing Kent State's Dante Cephas, who logged 246 yards through the air a week ago against Ohio.

Also bringing in a career-high in receiving yards on the day was Watkins, who ended his day with 117 yards on seven catches, including a 61-yard touchdown strike in the opening half.

The Rebel backfield still found the endzone on numerous occasions, with the team tallying four rushing touchdowns on the day — including two more from freshman running back Quinshon Judkins. Judkins has now scored touchdowns in each of his last four games, with his eight rushing touchdowns on the year marking the most by an Ole Miss freshman since John Rhys Plumlee scored 12 in 2019.

The Ole Miss defense was headlined by starting safety AJ Finley, who finished with a career-high 13 total tackles.

| | | | | | |
|--------------------|----------|---|-----------|-----------|--------------|
| Vanderbilt | 3 | 17 | 0 | 8 | 28 |
| Ole Miss | 3 | 14 | 21 | 14 | 52 |
| 1st Quarter | | | | | OM-VU |
| 11:17 | OM | J. Cruz 35 yd field goal | | | 3-0 |
| 06:08 | VU | J. Bulovas 23 yd field goal | | | 3-3 |
| 2nd Quarter | | | | | |
| 13:35 | VU | J. McGowan 36 yd pass from AJ Swann (J. Bulovas kick) | | | 3-10 |
| 11:22 | VU | J. Bulovas 34 yd field goal | | | 3-13 |
| 10:26 | OM | J. Watkins 61 yd pass from J. Dart (J. Cruz kick) | | | 10-13 |
| 01:32 | VU | R. Davis 5 yd run (J. Bulovas kick) | | | 10-20 |
| 00:21 | OM | Q. Judkins 2 yd run (J. Cruz kick) | | | 17-20 |
| 3rd Quarter | | | | | |
| 09:57 | OM | Z. Evans 24 yd run (J. Cruz kick) | | | 24-20 |
| 08:29 | OM | Q. Judkins 6 yd run (J. Cruz kick) | | | 31-20 |
| 06:30 | OM | J. Mingo 71 yd pass from J. Dart (J. Cruz kick) | | | 38-20 |
| 4th Quarter | | | | | |
| 06:49 | OM | J. Mingo 72 yd pass from J. Dart (J. Cruz kick) | | | 45-20 |
| 04:03 | VU | W. Sheppard 9 yd pass from AJ Swann (AJ Swann pass) | | | 45-28 |
| 00:18 | OM | M. Jones 1 yd run (J. Cruz kick) | | | 52-28 |

| | | | |
|-------------------|-----------|-----------|--------------------------------|
| Team Stats | VU | OM | Individual Leaders |
| First Downs | 21 | 22 | Rushing |
| Rushes-Yards | 40-122 | 28-143 | OM: Z. Evans, 11-80 (1 TD) |
| Passing Yards | 281 | 448 | Q. Judkins, 11-46 (2 TD) |
| Comp.-Att.-Int. | 27-38-0 | 25-32-2 | VU: R. Davis, 27-105 (1 TD) |
| Total Plays-Yards | 78-403 | 60-591 | Passing |
| Fumbles-Lost | 1-1 | 0-0 | OM: J. Dart, 25-32-448 (3 TD) |
| Penalties-Yards | 5-50 | 9-85 | VU: AJ Swann, 27-38-281 (2 TD) |
| Punt Returns-Avg. | 3-38.7 | 0-0 | Receiving |
| KO Returns-Avg. | 6-54.0 | 9-58.0 | OM: J. Mingo, 9-247 (2 TD) |
| Interceptions | 2 | 0 | J. Watkins, 7-117 (1 TD) |
| Possession Time | 18:43 | 41:17 | VU: W. Sheppard, 9-87 (1 TD) |
| 3rd Down Conv. | 7-17 | 8-11 | |
| 4th Down Conv. | 3-4 | 1-2 | |

GAME SEVEN
#9 OLE MISS 48, AUBURN 34

Oct. 15, 2022

Attendance: 65,243 • Vaught-Hemingway Stadium • Oxford, Miss.

OXFORD, Miss. — Although it took much of the first quarter for points to be scored in Saturday's Southeastern Conference game between No. 9 Ole Miss and Auburn, it then became a scoring fest as the Rebels won 48-34.

Ole Miss is now 7-0 overall and 3-0 in the SEC, while Auburn is 3-4 and 1-3.

The final stats proved that offense was indeed the name of this game. Ole Miss finished with 578 yards, and Auburn had 441. It was the ground game for both teams that was impressive — Ole Miss with 69 rushing attempts for 448 yards, while Auburn ran the football 48 times for 301 yards.

The 448 yards for the Rebels were the fifth most rushing yards in school history for a single game and the most since 1962. Against an SEC opponent, it was the most rushing yards in a game since 1951.

For the first time since 1975, Ole Miss had three 100-yard rushers in a game. Quinshon Judkins and Zach Evans were the Rebels one-two punch on the ground today— Judkins with 25 carries for 139 yards and two touchdowns, while Evans had 136 yards on 21 carries and a touchdown. But quarterback Jaxson Dart also ran effectively with 14 carries for 115 yards.

Dart ended the day 9-for-19 in the passing department for 130 yards, with three touchdowns and one interception. Ole Miss had 29 first downs to 18 for Auburn.

Otis Reese led the Rebels with 10 tackles, four of them solos, while A.J. Finley had eight, including four solos.

The game's first points came with 6:42 to go in the first quarter, a direct result of an interception by the Rebels' Finley of a Robby Ashford pass. After a Dayton Wade run of 11 yards, it was Dart to Wade for a 35-yard touchdown pass that got the day's scoring started. Jonathan Cruz was good on the extra point, and Ole Miss led 7-0.

After a lightning delay of 30 minutes, the two teams finished the game. They were moving downfield until at the 2:34 mark, an Ashford pass was intercepted by Deantre Prince to basically end this one in favor of the Rebels.

| | | | | | |
|--------------------|-----------|--|-----------|-----------|--------------|
| Ole Miss | 14 | 14 | 10 | 10 | 48 |
| Auburn | 0 | 17 | 14 | 3 | 34 |
| 1st Quarter | | | | | OM-AU |
| 06:42 | OM | D. Wade 35 yd pass from J. Dart (J. Cruz kick) | | | 7-0 |
| 02:43 | OM | Z. Evans 23 yd pass from J. Dart (J. Cruz kick) | | | 14-0 |
| 2nd Quarter | | | | | |
| 14:36 | OM | Z. Evans 3 yd run (J. Cruz kick) | | | 21-0 |
| 10:22 | AU | R. Ashford 2 yd run (A. Carlson kick) | | | 21-7 |
| 05:24 | AU | T. Bigsby 2 yd run (A. Carlson kick) | | | 21-14 |
| 02:52 | OM | Q. Judkins 7 yd pass from J. Dart (J. Cruz kick) | | | 28-14 |
| 00:00 | AU | A. Carlson 42 yd field goal | | | 28-17 |
| 3rd Quarter | | | | | |
| 13:34 | AU | T. Bigsby 50 yd run (A. Carlson kick) | | | 28-24 |
| 09:46 | OM | J. Cruz 23 yd field goal | | | 31-24 |
| 06:40 | OM | Q. Judkins 5 yd run (J. Cruz kick) | | | 38-24 |
| 02:30 | AU | R. Ashford 11 yd run (A. Carlson kick) | | | 38-31 |
| 4th Quarter | | | | | |
| 12:28 | OM | J. Cruz 42 yd field goal | | | 41-31 |
| 09:05 | AU | A. Carlson 28 yd field goal | | | 41-34 |
| 06:26 | OM | Q. Judkins 41 yd run (J. Cruz kick) | | | 48-34 |

| Team Stats | OM | AU | Individual Leaders | |
|-------------------|--------|--------|-------------------------------|--|
| First Downs | 30 | 17 | Rushing | |
| Rushes-Yards | 69-448 | 48-301 | OM: Q. Judkins, 25-139 (2 TD) | |
| Passing Yards | 130 | 140 | Z. Evans, 21-136 (1 TD) | |
| Comp.-Att.-Int. | 9-19-1 | 8-17-2 | AU: T. Bigsby, 20-179 (2 TD) | |
| Total Plays-Yards | 88-578 | 65-441 | Passing | |
| Fumbles-Lost | 2-0 | 2-1 | OM: J. Dart, 9-19-130 | |
| Penalties-Yards | 6-50 | 5-47 | AU: R. Ashford, 8-17-140 | |
| Punt Returns-Avg. | 3-49.3 | 2-46.0 | Receiving | |
| KO Returns-Avg. | 8-65.0 | 6-58.3 | OM: J. Watkins, 4-43 | |
| Interceptions | 2 | 1 | AU: K. Moore, 1-46 | |
| Possession Time | 29:33 | 30:27 | | |
| 3rd Down Conv. | 12-19 | 5-14 | | |
| 4th Down Conv. | 1-2 | 2-3 | | |

GAME EIGHT
#9 OLE MISS 20, LSU 45

Oct. 22, 2022

Attendance: 100,821 • Tiger Stadium • Baton Rouge, La.

BATON ROUGE, La. — No. 7 Ole Miss was able to get another productive day out of freshman running back Quinshon Judkins, but a feisty Tiger defense and the dual-threat capabilities of quarterback Jayden Daniels pushed LSU past the Rebels, 45-20, in Death Valley on Saturday afternoon.

A strong start from the Rebels (7-1, 3-1 SEC) wasn't enough to keep the team's winning streak alive, as a big second half scoring run by the Tigers (6-2, 4-1 SEC) handed Ole Miss its first loss of the season.

Judkins carried the Rebel offense on his back, serving as the team's primary running back and finishing his day with 25 carries, 111 yards and a pair of rushing touchdowns. This now marks the fifth time this season Judkins has rushed for over 100 yards, as well as the fifth time that the Pike Road, Alabama, native has run for two rushing touchdowns in a single game.

Quarterback Jaxson Dart went 19-of-34 for 284 yards passing, primarily linking up with Malik Heath, who ended up with a career-high 145 yards receiving on eight catches.

The Rebels got to work right away on offense, stringing together a five-play, 70-yard drive with only 1:37 coming off the clock before Judkins punched in his first touchdown of the day to put Ole Miss up 7-0. Following a Tiger field goal, the freshman would run in for yet another first quarter rushing touchdown, expanding the Rebel lead to 14-3 with 6:01 to go in the opening quarter.

Jonathan Cruz opened the second frame by drilling a 32-yard field goal for the Rebels, taking the team's lead up to 14 early-on in the quarter. However, a pair of LSU touchdowns from Daniels drew the score level at 17-17 with 8:20 remaining in the half.

Another Cruz field goal, this time from 48 yards out, helped the Rebels carry a 20-17 lead into the halftime locker room over the Tigers.

The second half opened with the Tigers marching down the field to score a goal line touchdown to jump ahead of the Rebels, 24-20, with 8:25 to go in the third. Following an Ole Miss interception, LSU padded its lead with yet another rushing touchdown from Daniels to expand its lead up to 11 with 14:18 remaining on the clock.

LSU didn't let that extra yardage go to waste, putting the game out of reach with an additional pair of rushing touchdowns in the final eight minutes of play to close the door on the Tiger victory.

| | | | | | |
|--------------------|-----------|---|----------|-----------|---------------|
| LSU | 3 | 14 | 7 | 21 | 45 |
| Ole Miss | 14 | 6 | 0 | 0 | 20 |
| 1st Quarter | | | | | OM-LSU |
| 13:23 | OM | Q. Judkins 6 yd rush (J. Cruz kick) | | | 7-0 |
| 08:44 | LSU | D. Ramos 23 yd field goal | | | 7-3 |
| 06:01 | OM | Q. Judkins 3 yd rush (J. Cruz kick) | | | 14-3 |
| 2nd Quarter | | | | | |
| 14:57 | OM | J. Cruz 32 yd field goal | | | 17-3 |
| 12:11 | LSU | J. Jenkins 34 yd pass from J. Daniels (D. Ramos kick) | | | 17-10 |
| 08:20 | LSU | J. Daniels 3 yd rush (D. Ramos kick) | | | 17-17 |
| 04:08 | OM | J. Cruz 48 yd field goal | | | 20-17 |
| 3rd Quarter | | | | | |
| 08:36 | LSU | M. Taylor 1 yd pass from J. Daniels (D. Ramos kick) | | | 20-24 |
| 4th Quarter | | | | | |
| 14:18 | LSU | J. Daniels 11 yd rush (D. Ramos kick) | | | 20-31 |
| 08:36 | LSU | J. Daniels 17 yd rush (D. Ramos kick) | | | 20-38 |
| 02:05 | LSU | J. Williams 1 yd rush (D. Ramos kick) | | | 20-45 |

| Team Stats | LSU | OM | Individual Leaders | |
|-------------------|---------|---------|-----------------------------------|--|
| First Downs | 35 | 24 | Rushing | |
| Rushes-Yards | 48-252 | 37-116 | OM: Q. Judkins, 25-111 (2 TD) | |
| Passing Yards | 248 | 288 | LSU: J. Daniels, 23-137 (3 TD) | |
| Comp.-Att.-Int. | 21-28-0 | 20-35-1 | Passing | |
| Total Plays-Yards | 76-500 | 72-404 | OM: J. Dart, 19-34-284 | |
| Fumbles-Lost | 1-0 | 0-0 | LSU: J. Daniels, 21-28-248 (2 TD) | |
| Penalties-Yards | 8-71 | 10-111 | Receiving | |
| Punt Returns-Avg. | 0-0.0 | 2-4.5 | OM: M. Heath, 8-145 | |
| KO Returns-Avg. | 1-33.0 | 2-16.5 | LSU: K. Boutte, 4-43 | |
| Interceptions | 1 | 0 | | |
| Possession Time | 36:19 | 23:41 | | |
| 3rd Down Conv. | 6-11 | 4-13 | | |
| 4th Down Conv. | 1-1 | 1-2 | | |

GAME NINE

#11 OLE MISS 31, TEXAS A&M 28

Oct. 29, 2022

Attendance: 101,084 • Kyle Field Stadium • Bryan-College Station, Texas

BRYAN-COLLEGE STATION, Texas — Ole Miss football has a new all-time freshman rushing leader following Saturday night's game at Kyle Field, as Quinshon Judkins and the Rebels pounded the rock in a 31-28 victory over Texas A&M.

The Rebels (8-1, 4-1 SEC) ran their way through College Station with Judkins leading the charge, as Ole Miss' 390 total rushing yards proved too much for the Aggies (3-5, 1-4 SEC) to thwart. Under the lights in Texas, it was the freshman Judkins who shined the brightest, as the Pike Road, Alabama, native netted a new career-high 205 rushing yards en route to becoming the program's freshman rushing leader with 1,036 yards on the year.

Judkins now ranks fifth in program history in both rushing yards and rushing touchdowns (13) in a single season, becoming just the ninth Rebel to ever pass the 1,000 rushing yard mark in a season. Furthermore, Judkins' 205-yard effort on Saturday is just the 12th 200-yard game in Ole Miss history.

The Rebels got the ball moving from the very first snap of the game, leaning heavily on Judkins. To cap the drive off, Dart connected with Dayton Wade on an 18-yard touchdown strike just 1:58 into the game to put the Rebels up seven early.

After some big defensive stops from both teams, Ole Miss would ultimately connect on a 46-yard field goal by Jonathan Cruz to cap off the drive and take the game into halftime trailing 14-10.

A defensive stop by Ole Miss to start off the second half saw its offense backed up deep inside of its own 10-yard line, but that didn't slow the Rebel offense from marching down the field that resulted in Casey Kelly bringing in a touchdown strike from Dart to give the Rebels a 17-14 lead.

The Rebel offense kept their third quarter momentum going with yet another long scoring drive, as Jonathan Mingo took in a touchdown grab from two yards out to cap off the 85-yard drive and boost the team's lead to 24-14 over the Aggies to end the quarter.

A touchdown for the Aggies with 9:11 left on the clock cut the Rebel lead back down to three, but Judkins didn't let that last long as he crossed the 1,000-yard mark on an Ole Miss season-long 61-yard rush. Judkins went on to score from one yard out to put the Rebels back up by 10.

A late touchdown for the Aggies would bring the score back to within three, but one last defensive stop was enough to get the job done as the Rebels would walk out of Kyle Field with the 31-28 road win over Texas A&M.

| | | | | | |
|--------------------|------|-----------------|---|----|-------|
| Ole Miss | 7 | 3 | 14 | 7 | 31 |
| Texas A&M | 14 | 0 | 0 | 14 | 28 |
| 1st Quarter | | | | | |
| 13:02 | OM | D. Wade | 18 yd pass from J. Dart (J. Cruz kick) | | 7-0 |
| 09:37 | TAMU | M. Muhammad III | 3 yd pass from C. Weigman (R. Bond kick) | | 7-7 |
| 04:16 | TAMU | E. Stewart | 15 yd pass from C. Weigman (R. Bond kick) | | 7-14 |
| 2nd Quarter | | | | | |
| 03:33 | OM | J. Cruz | 46 yd field goal | | 10-14 |
| 3rd Quarter | | | | | |
| 08:00 | OM | C. Kelly | 1 yd pass from J. Dart (J. Cruz kick) | | 17-14 |
| 01:02 | OM | J. Mingo | 2 yd pass from J. Dart (J. Cruz kick) | | 24-14 |
| 4th Quarter | | | | | |
| 09:11 | TAMU | N. Thomas | 2 yd pass from C. Weigman (R. Bond kick) | | 24-21 |
| 07:18 | OM | Q. Judkins | 1 yd rush (J. Cruz kick) | | 31-21 |
| 01:25 | TAMU | D. Achane | 7 yd pass from C. Weigman (R. Bond kick) | | 31-28 |

| | | | |
|-------------------|-----------|-------------|-------------------------------|
| Team Stats | OM | TAMU | Individual Leaders |
| First Downs | 26 | 26 | Rushing |
| Rushes-Yards | 63-390 | 29-142 | OM: Q. Judkins, 34-205 (1 TD) |
| Passing Yards | 140 | 338 | J. Dart, 17-108 |
| Comp.-Att.-Int. | 13-20-0 | 28-44-0 | Z. Evans, 8-75 |
| Total Plays-Yards | 83-530 | 73-480 | TAMU: D. Achane, 25-141 |
| Fumbles-Lost | 3-0 | 0-0 | Passing |
| Penalties-Yards | 7-66 | 9-51 | OM: J. Dart, 13-20-140 |
| Punt Returns-Avg. | 1-1.0 | 3-9.5 | TAMU: C. Weigman, 28-44-338 |
| KO Returns-Avg. | 0-0.0 | 3-8.3 | Receiving |
| Interceptions | 0 | 0 | OM: J. Mingo, 4-89 (1 TD) |
| Possession Time | 31:47 | 28:13 | TAMU: M. Muhammad III, 8-112 |
| 3rd Down Conv. | 7-16 | 5-14 | |
| 4th Down Conv. | 2-4 | 1-4 | |

GAME TEN

#11 OLE MISS 24, #9 ALABAMA 30

Nov. 12, 2022

Attendance: 65,923 • Vaught-Hemingway Stadium • Oxford, Miss.

OXFORD, Miss. — Ole Miss and Alabama waged war for four quarters, but it was the 9th-ranked Crimson Tide that came out on top, 30-24, at a packed Vaught-Hemingway Stadium on Saturday.

The Rebels (8-2, 4-2 SEC) got out to a 17-7 lead with 5:09 to go in the first half, but Alabama (8-2, 5-2 SEC) bounced back and outscored Ole Miss 23-7 the remainder of the game. The Rebel offense tallied 403 yards, and the defensive effort kept Ole Miss in the game down the stretch, holding Alabama to just 317 yards of total offense — their fewest since 2012.

Ole Miss opened the scoring after Quinshon Judkins found the end zone from one yard out to put Ole Miss up 7-0 with 1:43 to go in the opening quarter. On the next drive, the Rebel defense got a huge stop from Otis Reese to give Ole Miss the ball back early in the second quarter. Nine plays later, Ole Miss led 10-0 on a 22-yard field goal by Jonathan Cruz.

Alabama responded though, and drove the football 80 yards in seven plays, with Bryce Young connecting on a 19-yard scoring pass to Jermaine Burton to cut the Ole Miss lead to 10-7.

Judkins' second and record-breaking rushing score with 5:09 in the second quarter put the Rebels back in front 17-7, but the Crimson Tide would get a break soon. Zach Evans fumbled at his own 23-yard line with 2:23 to go before the break, and the Tide took advantage. Young connected with Cameron Latu for a touchdown with eight seconds to go before halftime, and Reichard's PAT pulled his team to within 17-14 at halftime.

The Rebel defense got a victory of its own early in the third, stopping the Alabama offense, which had to settle for a 49-yard field goal with 12:31 to go in the third to tie the score 17-17.

Ole Miss answered, though, to regain the lead. Quarterback Jaxson Dart led his troops on an 11-play, 75-yard march for a touchdown. Young continued to lead his team back, finding Ja'Corey Brooks on a five-yard strike to cap off a 14-play drive and knot things up 24-24.

The Crimson Tide took advantage of good field position after a punt in the fourth, as Reichard connected on a 23-yard field goal to retake the lead at 27-24 with 11:19 to go. Alabama continued to chew the clock, adding three more points on a 49-yard field goal with just 2:23 left to play.

Trailing 30-24, Ole Miss got its final shot and entered its two-minute offense with two timeouts at its disposal. Judkins made things happen on the drive, highlighted by a big 35-yard run to the Alabama 31-yard line. After another pickup of 14 yards, Ole Miss was knocking on the door at the Alabama 14, but was unable to convert as an incomplete pass in the endzone to Mingo on fourth down sealed the game.

| | | | | | |
|--------------------|-----|-------------|---|---|-------|
| Alabama | 0 | 14 | 10 | 6 | 30 |
| Ole Miss | 7 | 10 | 7 | 0 | 24 |
| 1st Quarter | | | | | |
| 01:43 | OM | Q. Judkins | 1 yd rush (J. Cruz kick) | | 7-0 |
| 2nd Quarter | | | | | |
| 12:07 | OM | J. Cruz | 22 yd field goal | | 10-0 |
| 08:55 | ALA | J. Burton | 19 yd pass from B. Young (W. Reichard kick) | | 10-7 |
| 05:09 | OM | Q. Judkins | 1 yd rush (J. Cruz kick) | | 17-7 |
| 00:08 | ALA | C. Latu | 8 yd pass from B. Young (W. Reichard kick) | | 17-14 |
| 3rd Quarter | | | | | |
| 12:31 | ALA | W. Reichard | 39 yd field goal | | 17-17 |
| 07:28 | OM | J. Mingo | 3 yd pass from J. Dart (J. Cruz kick) | | 24-17 |
| 01:23 | ALA | J. Brooks | 5 yd pass from B. Young (W. Reichard kick) | | 24-24 |
| 4th Quarter | | | | | |
| 11:19 | ALA | W. Reichard | 23 yd field goal | | 24-27 |
| 02:23 | ALA | W. Reichard | 49 yd field goal | | 24-30 |

| | | | |
|-------------------|------------|-----------|---------------------------------|
| Team Stats | ALA | OM | Individual Leaders |
| First Downs | 18 | 22 | Rushing |
| Rushes-Yards | 36-108 | 49-191 | OM: Q. Judkins, 25-135 (2 TD) |
| Passing Yards | 209 | 212 | ALA: J. McClellan, 19-84 |
| Comp.-Att.-Int. | 21-33-0 | 18-32-0 | Passing |
| Total Plays-Yards | 69-317 | 81-403 | OM: J. Dart, 18-31-212 (TD) |
| Fumbles-Lost | 1-1 | 1-1 | ALA: B. Young, 21-33-209 (3 TD) |
| Penalties-Yards | 5-45 | 6-50 | Receiving |
| Punt Returns-Avg. | 0-0.0 | 0-0.0 | OM: M. Heath, 6-123 |
| KO Returns-Avg. | 3-10.3 | 3-11.7 | J. Mingo, 7-59 (TD) |
| Interceptions | 0 | 0 | ALA: J. Brooks, 4-61 (TD) |
| Possession Time | 31:23 | 28:37 | |
| 3rd Down Conv. | 6-14 | 8-16 | |
| 4th Down Conv. | 0-1 | 0-3 | |

GAME ELEVEN
OLE MISS 27, ARKANSAS 42

Nov. 19, 2022

Attendance: 71,365 • Donald W. Reynolds Stadium • Fayetteville, Ark.

FAYETTEVILLE, Ark. — The Ole Miss rushing attack was out in full force on a cold night in Fayetteville, but early success from the Razorbacks proved too big of a hill to climb as Arkansas came away with the 42-27 win on Saturday night.

Despite Ole Miss (8-3, 4-3 SEC) receiving two huge 200-yard nights on the ground from Quinshon Judkins and Zach Evans, a high-scoring Razorback offense and three defensive take-aways helped Arkansas (6-5, 3-4 SEC) pull away early and hold on late as the Rebel ground attack heated up.

Both Judkins (214 yards, one touchdown) and Evans (207 yards, one touchdown) carried the load for the Rebel offense, marking the first time in school history that two Rebel rushers eclipsed 200 yards in the same game. Saturday's offensive performance ranks third all-time in program history in terms of team rushing yards (463), while the team's total yardage of 703 on the night ranks fifth all-time.

The Razorbacks took full advantage of a Jaxson Dart fumble on the Rebels' opening drive, riding the momentum shift behind the arm of KJ Jefferson as Arkansas connected on a pair of early touchdown passes to jump ahead 14-0.

Jonathan Cruz got the Rebels on the board after converting on a 45-yard field goal try, but the Razorback offense got right back to work, with Jefferson throwing for his third touchdown pass of the half. Another Cruz field goal from 32 yards out saw Ole Miss trail 21-6 with 4:38 remaining in the half.

The turnovers, paired with the running of Arkansas' Raheim Sanders, helped the Razorbacks take a 35-6 lead into the locker room at the break. Of Sanders' 232 yards rushing, 153 yards and two touchdowns came in the first half alone.

Sanders opened the second half much like the first, with the sophomore ripping off a 68-yard touchdown scamper to bump the Razorback lead up to 36 points.

The Rebel offense found some traction in the fourth quarter, though, behind their backfield of Judkins and Evans as both running backs found their way into the endzone to cut down the Arkansas lead. Judkins also made history on the day as the game came to a close, eclipsing the Ole Miss single-season rushing record of 1,312 yards set by Kayo Dottley in 1949.

The Rebels will now face a short week in preparation for the team's regular season finale on Thanksgiving Day, when it hosts in-state rival Mississippi State (7-4, 3-4 SEC) for the annual Battle for the Golden Egg. Kickoff against the Bulldogs is set for 6 p.m. CT Thursday on ESPN.

| | | | | | |
|--------------------|-----------|--|----------|-----------|-----------|
| Ole Miss | 3 | 3 | 0 | 21 | 27 |
| Arkansas | 14 | 21 | 7 | 0 | 42 |
| 1st Quarter | | | | | |
| 08:28 | AR | M. Landers 8 yd pass from K. Jefferson (C. Little kick) | | | OM-AR |
| 03:44 | AR | M. Landers 23 yd pass from K. Jefferson (C. Little kick) | | | 0-14 |
| 02:00 | OM | J. Cruz 45 yd field goal | | | 3-14 |
| 2nd Quarter | | | | | |
| 14:03 | AR | K. Jackson Jr. 20 yd pass from K. Jefferson (C. Little kick) | | | 3-21 |
| 04:38 | OM | J. Cruz 32 yd field goal | | | 6-21 |
| 02:20 | AR | R. Sanders 20 yd rush (C. Little kick) | | | 6-28 |
| 00:05 | AR | R. Sanders 8 yd rush (C. Little kick) | | | 6-35 |
| 3rd Quarter | | | | | |
| 14:16 | AR | R. Sanders 68 yd rush (C. Little kick) | | | 6-42 |
| 4th Quarter | | | | | |
| 14:02 | OM | Q. Judkins 1 yd rush (J. Mingo pass from J. Dart failed) | | | 12-42 |
| 08:02 | OM | Z. Evans 48 yd rush (J. Mingo pass from J. Dart) | | | 20-42 |
| 02:55 | OM | M. Heath 13 yd pass from J. Dart (J. Cruz kick) | | | 27-42 |

| | | | |
|-------------------|-----------|-----------|------------------------------------|
| Team Stats | OM | AR | Individual Leaders |
| First Downs | 32 | 24 | Rushing |
| Rushes-Yards | 53-463 | 43-335 | OM: Q. Judkins, 24-214 (1 TD) |
| Passing Yards | 240 | 168 | Z. Evans, 17-207 (1 TD) |
| Comp.-Att.-Int. | 21-36-1 | 17-22-0 | AR: R. Sanders, 24-232 (3 TD) |
| Total Plays-Yards | 89-703 | 65-503 | Passing |
| Fumbles-Lost | 2-2 | 0-0 | OM: J. Dart, 21-36-240 (1 TD) |
| Penalties-Yards | 12-116 | 7-61 | AR: KJ Jefferson, 17-22-168 (3 TD) |
| Punt Returns-Avg. | 0-0.0 | 0-0.0 | Receiving |
| KO Returns-Avg. | 1-0.0 | 0-0.0 | OM: M. Heath, 9-140 (1 TD) |
| Interceptions | 1 | 0 | AR: M. Landers, 3-38 (2 TD) |
| Possession Time | 30:10 | 29:50 | |
| 3rd Down Conv. | 7-16 | 5-12 | |
| 4th Down Conv. | 2-3 | 0-0 | |

GAME TWELVE
#20 OLE MISS 22, MISSISSIPPI STATE 24

Nov. 24, 2022

Attendance: 65,487 • Vaught-Hemingway Stadium • Oxford, Miss.

OXFORD, Miss. — In the 119th Egg Bowl meetup between two in-state rival teams, the Ole Miss Rebels fought through a rainy Thanksgiving night at Vaught-Hemingway Stadium to fall in a close-knit battle to the Mississippi State Bulldogs, 22-24.

The Rebel defense gave Ole Miss (8-4, 4-4) multiple momentum sparks, forcing three fumbles into turnovers against the Mississippi State (8-4, 4-4) offense. Troy Brown (14), Otis Reese (11), and Tysheem Johnson (10) all walked away with double-digit tackles for the night — Brown and Reese earning season-high numbers.

Ole Miss struck first with a 32-yard field goal from Jonathan Cruz to make it a 3-0 game with 12:16 left in the opening quarter. Mississippi State responded quickly, driving down the field in 10 plays before Jo'quavious Marks completed the drive running up the middle into the end zone to bounce the game back in the Bulldogs' favor.

After an up-tempo drive where Ole Miss gained 58 yards down the field, the Bulldogs stalled the Rebels in the red zone, forcing them to settle with a Cruz 33-yard field goal with 1:33 left in the first quarter.

The following drive led the Ole Miss offense to the Mississippi State 39-yard line. The Rebels looked to Cruz for a 49-yard field goal attempt, which Cruz completed right up the middle for Ole Miss to take back the lead 9-7 in the second quarter.

The drive was highlighted by the run game with a 17-yard rush by Quinshon Judkins to put the Rebels inside the 10. On a fourth down conversion on the three-yard line, a trick play was brought to perfect execution with a completed pass to JJ Pegues in the end zone to give Ole Miss its first touchdown of the night.

At the Ole Miss 19, Rogers found Lideatrick Griffin in the end zone to complete the 75-yard drive to end the half with a score of 16-14 in favor of the Rebels.

The rain came down to begin the second half, bringing out big-time defensive stops for both teams.

After completing a 78-yard drive, Mississippi State converted a 34-yard field goal to regain the lead, 17-16, in the fourth quarter with 13:46 left in the game.

Following another defensive stop, the Bulldogs connected on a 22-yard touchdown pass from Rogers to Rara Thomas to give Mississippi State an eight-point lead at 24-16.

In the dying minutes, Ole Miss marched down 99 yards ending with a 23-yard pass to Dayton Wade into the end zone to score a touchdown that put the Rebels two points away from equalizing. Ole Miss elected to go for two but ultimately failed to convert, keeping the Rebels behind 22-24.

| | | | | | |
|--------------------------|----------|---|----------|-----------|-----------|
| Mississippi State | 7 | 7 | 0 | 10 | 24 |
| Ole Miss | 6 | 10 | 0 | 6 | 22 |
| 1st Quarter | | | | | |
| 12:16 | OM | J. Cruz 32 yd FG | | | OM-MSU |
| 08:16 | MSU | J. Marks 1 yd rush (M. Biscardi kick) | | | 3-7 |
| 01:33 | OM | J. Cruz 33 yd FG | | | 6-7 |
| 2nd Quarter | | | | | |
| 12:04 | OM | J. Cruz 49 yd FG | | | 9-7 |
| 01:55 | OM | J. Pegues 1 yd pass from J. Dart (J. Cruz kick) | | | 16-7 |
| 00:08 | MSU | L. Griffin 19 yd pass from W. Rogers (M. Biscardi kick) | | | 16-14 |
| 4th Quarter | | | | | |
| 13:46 | MSU | M. Biscardi 34 yd FG | | | 16-17 |
| 07:58 | MSU | R. Thomas 22 yd pass from W. Rogers (M. Biscardi kick) | | | 16-24 |
| 01:25 | OM | D. Wade 23 yd pass from J. Dart (J. Mingo pass from J. Dart failed) | | | 22-24 |

| | | | |
|-------------------|------------|-----------|----------------------------------|
| Team Stats | MSU | OM | Individual Leaders |
| First Downs | 20 | 19 | Rushing |
| Rushes-Yards | 37-97 | 39-78 | OM: Q. Judkins, 22-91 |
| Passing Yards | 239 | 257 | MSU: J. Marks, 14-76 (1 TD) |
| Comp.-Att.-Int. | 27-40-1 | 31-39-0 | Passing |
| Total Plays-Yards | 77-336 | 78-335 | OM: J. Dart, 30-38-250 (2 TD) |
| Fumbles-Lost | 3-2 | 1-1 | MSU: W. Rogers, 27-39-239 (2 TD) |
| Penalties-Yards | 6-47 | 4-20 | Receiving |
| Punt Returns-Avg. | 2-17.0 | 2--0.5 | OM: D. Wade, 8-88 (1 TD) |
| KO Returns-Avg. | 2-23.5 | 2-12.5 | MSU: D. Johnson, 8-46 |
| Interceptions | 0 | 1 | |
| Possession Time | 32:22 | 27:38 | |
| 3rd Down Conv. | 8-16 | 4-17 | |
| 4th Down Conv. | 0-1 | 3-4 | |

GAME THIRTEEN TEXAS TECH 42, OLE MISS 25

TaxAct Texas Bowl • Dec. 28, 2022
Attendance: 53,251 • NRG Stadium • Houston, Texas

HOUSTON — Ole Miss football battled to the very end, but the Rebels couldn't overcome five turnovers as their comeback bid fell short in a 42-25 TaxAct Texas Bowl defeat to Texas Tech.

Ole Miss outgained Texas Tech 558-484 on the night at NRG Stadium, but the Rebels coughed up five turnovers and went 2-for-7 on fourth-down attempts in the defeat, finishing the 2022 campaign at 8-5.

Jaxson Dart racked up 427 total yards and accounted for three touchdowns to fuel the Rebel offense. Malik Heath was his top target on the night hauling in eight receptions for 137 yards and a highlight-reel one-handed touchdown. Quinshon Judkins and Zach Evans combined for 128 rushing yards and one touchdown.

Defensively, Tavius Robinson had a massive night for the Rebels, forcing two fumbles in addition to a sack and a QB hurry. Ashanti Cistrunk led the team in tackles with 12, while Trey Washington had his best game in a Rebel uniform, notching nine tackles and his first career interception.

After the Rebel offense couldn't capitalize, the Ole Miss defense yielded a two-yard score to quarterback Tyler Shough to put Texas Tech up 7-0 with 6:43 left in the quarter.

Ole Miss struck back in quick fashion on a five-play, 75-yard drive that lasted just 77 seconds and ended with an eight-yard rushing score by Zach Evans to knot the game 7-7. Tech drove back into Ole Miss territory, but the Rebel defense held, forcing a 42-yard field goal to put the Red Raiders up 10-7 at 3:23.

Tech made the most of the short field again with another two-yard touchdown on the ground by Shough to put the Red Raiders up 17-7. Texas Tech tacked on another 32-yard field goal on its next drive to go up 20-7.

Ole Miss struck first in the second half on an 11-yard pass from Dart to wide receiver Jordan Watkins at the 9:08 mark following a long 10-play, 80-yard drive.

Dart put the Rebels back on the board following a gutsy 9-yard touchdown scamper that left him banged up in the endzone following a seven-play, 75-yard scoring drive to make it 35-19 with 7:35 to play — his first rushing touchdown as a Rebel.

Senior wideout Malik Heath highlighted a big night with an acrobatic 19-yard touchdown catch from Dart with 3:10 to play, but the Rebel two-point conversion attempt failed, putting the Red Raiders back up to a 42-25 lead.

| Texas Tech | 10 | 16 | 0 | 16 | 42 |
|--------------------|--|----|---|----|--------------|
| Ole Miss | 7 | 0 | 6 | 12 | 25 |
| 1st Quarter | | | | | TT-OM |
| 06:43 TT | T. Shough 2 yd rush (T. Wolff kick) | | | | 7-0 |
| 05:26 OM | Z. Evans 8 yd rush (J. Cruz kick) | | | | 7-7 |
| 03:23 TT | T. Wolff 42 yd FG | | | | 10-7 |
| 2nd Quarter | | | | | |
| 06:59 TT | T. Shough 2 yd rush (T. Wolff kick) | | | | 17-7 |
| 00:28 TT | J. Bradley 12 yd pass from T. Shough (2-point conversion failed) | | | | 26-7 |
| 3rd Quarter | | | | | |
| 09:08 OM | J. Watkins 11 yd pass from J. Dart (J. Cruz kick missed) | | | | 26-13 |
| 4th Quarter | | | | | |
| 13:20 TT | S. Thompson 1yd rush (X. White rush failed) | | | | 32-13 |
| 09:36 TT | T. Wolff 26 yd FG | | | | 35-13 |
| 07:35 OM | J. Dart 9 yd rush (M. Trigg from L. Altmyer failed) | | | | 35-19 |
| 03:10 OM | M. Heath 19 yd pass from J. Dart (2-point conversion failed) | | | | 35-25 |
| 03:03 TT | L. Fouonji 44 yd kickoff return (T. Wolff kick) | | | | 42-25 |

| Team Stats | TT | OM | Individual Leaders |
|-------------------|---------|---------|---------------------------------|
| First Downs | 27 | 27 | Rushing |
| Rushes-Yards | 48-242 | 43-197 | OM: Q. Judkins, 23-91 |
| Passing Yards | 242 | 197 | TT: T. Shough, 25-111 (2 TD) |
| Comp.-Att.-Int. | 24-40-1 | 25-41-3 | Passing |
| Total Plays-Yards | 88-484 | 84-558 | OM: J. Dart, 25-41-361 (2 TD) |
| Fumbles-Lost | 3-2 | 2-2 | TT: T. Shough, 24-39-242 (1 TD) |
| Penalties-Yards | 3-15 | 8-86 | Receiving |
| Punt Returns-Avg. | 1-0.0 | 0-0.0 | OM: M. Heath, 8-137 |
| KO Returns-Avg. | 3-28.7 | 3-11.3 | TT: L. Fouonji, 7-100 |
| Interceptions | 3 | 1 | |
| Possession Time | 33:24 | 26:36 | |
| 3rd Down Conv. | 7-19 | 5-13 | |
| 4th Down Conv. | 5-6 | 2-7 | |



OLE MISS SEC STATISTICAL CHAMPIONS - TEAM

RUSHING DEFENSE

| Year | Games | Plays | Gain | Loss | Net | Avg |
|------|-------|-------|------|------|------|-------|
| 1954 | 10 | 374 | 1274 | 373 | 901 | 90.1 |
| 1960 | 10 | 386 | 1315 | 434 | 881 | 88.1 |
| 1963 | 9 | 316 | 1000 | 301 | 699 | 77.7 |
| 1966 | 10 | 408 | 1231 | 490 | 741 | 74.1 |
| 1993 | 11 | 463 | 1584 | 457 | 1127 | 102.5 |

PASSING DEFENSE

| Year | Games | Att | Comp | Pct | Int | Yards | Avg | TD |
|------|-------|-----|------|------|-----|-------|-------|----|
| 1956 | 10 | 118 | 48 | .407 | 21 | 506 | 50.6 | 1 |
| 1961 | 10 | 149 | 58 | .389 | 13 | 649 | 64.9 | 1 |
| 1962 | 9 | 146 | 60 | .411 | 7 | 670 | 74.4 | 2 |
| 1963 | 9 | 123 | 47 | .382 | 13 | 522 | 58.0 | 3 |
| 1994 | 11 | 300 | 134 | .450 | 19 | 1707 | 155.2 | 13 |
| 2001 | 11 | 275 | 136 | .495 | 12 | 1774 | 161.3 | 12 |

TOTAL DEFENSE

| Year | Games | Plays | Gain | Loss | Net | Avg |
|------|-------|-------|------|------|------|-------|
| 1954 | 10 | 536 | 901 | 822 | 1723 | 172.3 |
| 1956 | 10 | 572 | 1449 | 506 | 1955 | 195.5 |
| 1962 | 9 | 446 | 610 | 670 | 1280 | 142.2 |
| 1963 | 9 | 439 | 699 | 522 | 1221 | 135.7 |
| 1986 | 11 | 777 | 1661 | 1484 | 3145 | 285.9 |
| 1993 | 11 | 724 | 1127 | 1453 | 2580 | 234.6 |

RUSHING OFFENSE

| Year | Games | Att | Yards | Avg | Year | Games | Att | Yards | Avg |
|------|-------|-----|-------|-------|------|-------|-----|-------|-------|
| 1949 | 10 | 531 | 2529 | 252.9 | 1961 | 10 | 472 | 2362 | 236.2 |
| 1957 | 10 | 582 | 3063 | 306.3 | 1962 | 9 | 467 | 2152 | 239.2 |
| 1958 | 10 | 503 | 2096 | 209.6 | 2020 | 10 | 462 | 2106 | 210.6 |
| 1959 | 10 | 528 | 2394 | 239.4 | 2022 | 13 | 614 | 3336 | 256.6 |
| 1960 | 10 | 475 | 2283 | 228.3 | | | | | |

PASSING OFFENSE

| Year | Games | Att | Comp | Pct | Int | Yards | Avg | TD |
|------|-------|-----|------|------|-----|-------|-------|----|
| 1949 | 10 | 149 | 67 | .449 | 20 | 1335 | 133.5 | 7 |
| 1954 | 10 | 175 | 81 | .436 | 9 | 1554 | 155.4 | 10 |
| 1956 | 10 | 173 | 79 | .457 | 16 | 1215 | 121.5 | 7 |
| 1959 | 10 | 170 | 81 | .476 | 16 | 1215 | 121.5 | 7 |
| 1961 | 10 | 202 | 109 | .540 | 8 | 1827 | 182.7 | 19 |
| 1963 | 9 | 191 | 104 | .545 | 12 | 1506 | 167.3 | 17 |
| 1980 | 11 | 295 | 164 | .556 | 20 | 2045 | 185.9 | 13 |
| 2003 | 13 | 449 | 282 | .628 | 10 | 3718 | 286.0 | 31 |
| 2015 | 13 | 489 | 318 | .650 | 14 | 4351 | 334.7 | 35 |
| 2016 | 12 | 483 | 289 | .598 | 14 | 3779 | 314.9 | 27 |
| 2017 | 12 | 343 | 281 | .819 | 13 | 3941 | 328.4 | 28 |
| 2018 | 12 | 441 | 282 | .639 | 9 | 4157 | 346.4 | 21 |

TOTAL OFFENSE

| Year | Games | Plays | Rush | Pass | Total | Avg |
|------|-------|-------|------|------|-------|-------|
| 1949 | 10 | 680 | 2529 | 1335 | 3864 | 386.4 |
| 1951 | 10 | 701 | 2796 | 930 | 3726 | 372.6 |
| 1952 | 10 | 748 | 2429 | 1404 | 3883 | 388.3 |
| 1954 | 10 | 664 | 2321 | 1554 | 3875 | 387.5 |
| 1955 | 10 | 609 | 2294 | 1102 | 3396 | 339.6 |
| 1957 | 10 | 666 | 3063 | 499 | 3562 | 356.2 |
| 1959 | 10 | 698 | 2394 | 1295 | 3690 | 368.6 |
| 1960 | 10 | 646 | 2283 | 1343 | 3626 | 362.6 |
| 1961 | 10 | 674 | 2362 | 1827 | 4189 | 418.9 |
| 1962 | 9 | 628 | 2153 | 1228 | 3281 | 364.5 |
| 1963 | 9 | 602 | 1438 | 1506 | 2944 | 326.9 |
| 1980 | 11 | 829 | 2241 | 2045 | 4286 | 389.6 |
| 2003 | 13 | 940 | 1913 | 3718 | 5631 | 433.2 |
| 2015 | 13 | 952 | 2380 | 4351 | 6731 | 517.8 |
| 2020 | 10 | 797 | 2106 | 3449 | 5555 | 555.5 |
| 2021 | 13 | 1017 | 2829 | 3573 | 6402 | 492.5 |

SCORING OFFENSE

| Year | Games | Points | Avg |
|------|-------|--------|------|
| 1954 | 10 | 283 | 28.3 |
| 1955 | 10 | 251 | 25.1 |
| 1957 | 10 | 232 | 23.2 |
| 1959 | 10 | 329 | 32.9 |
| 1960 | 10 | 266 | 26.6 |
| 1961 | 10 | 326 | 32.6 |
| 1963 | 9 | 207 | 23.0 |
| 2003 | 13 | 442 | 34.0 |
| 2015 | 13 | 531 | 40.8 |

SCORING DEFENSE

| Year | Games | Points | Avg |
|------|-------|--------|------|
| 1954 | 10 | 47 | 4.7 |
| 1959 | 10 | 21 | 2.1 |
| 1963 | 9 | 33 | 3.7 |
| 1993 | 11 | 142 | 12.9 |
| 2014 | 13 | 208 | 16.0 |

PASS EFFICIENCY OFFENSE

| Year | Games | Att | Comp | Int | Pct | Yards | TD | Effic |
|------|-------|-----|------|-----|------|-------|----|-------|
| 2003 | 13 | 449 | 282 | 10 | .628 | 3718 | 31 | 150.7 |

NET PUNTING

| Year | Punts | Yds | Avg | No/Ret | Yds/Ret | Avg |
|------|-------|------|------|--------|---------|------|
| 1984 | 66 | 2907 | 44.0 | 22 | 139 | 44.9 |
| 1989 | 62 | 2430 | 39.2 | 15 | 63 | 38.2 |
| 1990 | 54 | 2088 | 38.7 | 17 | 39 | 37.9 |
| 2003 | 60 | 2574 | 42.9 | 23 | 233 | 39.0 |

KICKOFF RETURNS

| Year | No | Yds | Avg | TD |
|------|----|-----|------|----|
| 1986 | 32 | 691 | 21.6 | 1 |
| 2001 | 33 | 805 | 24.4 | 1 |
| 2003 | 36 | 853 | 23.7 | 0 |
| 2017 | 38 | 939 | 24.7 | 1 |

3RD DOWN CONVERSIONS

| Year | Games | Conv | Att | Pct. |
|------|-------|------|-----|------|
| 2000 | 11 | 75 | 164 | 45.7 |
| 2003 | 13 | 83 | 182 | 45.6 |

4TH DOWN CONVERSIONS

| Year | Games | Conv | Att | Pct. |
|------|-------|------|-----|------|
| 2012 | 13 | 13 | 18 | 72.2 |

FIELD GOALS

| Year | Games | Made | Att | Pct |
|------|-------|------|-----|------|
| 1999 | 11 | 14 | 16 | .875 |
| 2003 | 13 | 25 | 29 | .862 |
| 2010 | 12 | 16 | 18 | .889 |
| 2016 | 12 | 22 | 23 | .957 |

PAT KICKING

| Year | Games | Made | Att | Pct |
|------|-------|------|-----|-------|
| 1999 | 11 | 36 | 36 | 1.000 |
| 2003 | 13 | 49 | 49 | 1.000 |
| 2008 | 13 | 52 | 52 | 1.000 |
| 2012 | 13 | 49 | 49 | 1.000 |
| 2015 | 13 | 66 | 66 | 1.000 |

SACKS

| Year | Games | Sacks | Yards | Avg/G |
|------|-------|-------|-------|-------|
| 2008 | 13 | 38 | 292 | 2.9 |

FEWEST SACKS AGAINST

| Year | Games | Sacks | Yards |
|------|-------|-------|-------|
| 2000 | 11 | 7 | 50 |
| 2001 | 11 | 10 | 65 |
| 2010 | 12 | 14 | 81 |

RED ZONE OFFENSE

| Year | Games | Scores | Pct. | TDs | FGs | TurnO |
|------|-------|--------|------|-----|-------|-------|
| 2012 | 13 | 41-45 | 91.1 | 30 | 11-14 | 1 |

OPPONENT 3RD DOWN CONVERSIONS

| Year | Games | Conv | Att | Pct. |
|------|-------|------|-----|------|
| 2014 | 13 | 65 | 197 | 33.0 |

OLE MISS SEC STATISTICAL CHAMPIONS - INDIVIDUAL

RUSHING CHAMPIONS

| Year | Name | Att | Gain | Loss | Net | Avg | TD |
|------|-------------------|-----|------|------|------|-----|----|
| 1949 | John Dottley | 208 | 1355 | 43 | 1312 | 6.3 | 14 |
| 1950 | John Dottley | 191 | 1057 | 50 | 1007 | 5.3 | 14 |
| 1959 | Charlie Flowers | 141 | 742 | 9 | 733 | 5.2 | 11 |
| 1967 | Steve Hindman | 215 | 844 | 15 | 829 | 3.9 | 5 |
| 2019 | John Rhys Plumlee | 154 | 1105 | 82 | 1023 | 6.6 | 12 |
| 2022 | Quinshon Judkins | 274 | 1612 | 45 | 1567 | 5.7 | 16 |

PASSING CHAMPIONS

| Year | Name | Comp | Att | Int | Pct | Yds | TD |
|------|-----------------|------|-----|-----|------|------|----|
| 1947 | Charlie Conerly | 133 | 233 | 7 | .570 | 1367 | 18 |
| 1956 | Ray Brown | 40 | 84 | 8 | .476 | 653 | 4 |
| 1959 | Jake Gibbs | 46 | 94 | 2 | .489 | 755 | 6 |
| 2003 | Eli Manning | 275 | 441 | 10 | .624 | 3600 | 29 |
| 2015 | Chad Kelly | 298 | 458 | 13 | .651 | 4042 | 31 |
| 2016 | Chad Kelly | 205 | 328 | 8 | .625 | 2758 | 19 |
| 2017 | Shea Patterson | 166 | 260 | 9 | .638 | 2259 | 17 |

RECEIVING CHAMPIONS

| Year | Name | No | Yds | Avg | TD |
|------|------------------|----|------|------|----|
| 1947 | Barney Poole | 52 | 513 | 9.9 | 8 |
| 1949 | Jack Stribling | 22 | 598 | 27.2 | 5 |
| 2009 | Shay Hodge | 70 | 1135 | 16.2 | 8 |
| 2015 | Laquon Treadwell | 82 | 1153 | 14.1 | 11 |
| 2017 | A.J. Brown | 75 | 1252 | 16.7 | 11 |
| 2018 | A.J. Brown | 85 | 1320 | 15.5 | 6 |
| 2020 | Elijah Moore | 86 | 1193 | 13.9 | 8 |

ALL-PURPOSE CHAMPIONS

| Year | Name | Rush | Rec | KR | PR | Total | Avg. |
|------|------------------|------|-----|-----|----|-------|-------|
| 1999 | Deuce McAllister | 809 | 201 | 652 | 30 | 1692 | 169.2 |

TOTAL OFFENSE CHAMPIONS

| Year | Name | Plays | Rush | Pass | Net | Avg/Play | Avg/Gm |
|------|----------------|-------|------|------|------|----------|--------|
| 1949 | John Dottley | 208 | 1312 | 0 | 1312 | 6.3 | 131.2 |
| 1957 | Ray Brown | 152 | 530 | 308 | 838 | 5.5 | 83.8 |
| 1959 | Jake Gibbs | 156 | 228 | 755 | 983 | 6.3 | 98.3 |
| 1972 | Norris Weese | 317 | 542 | 917 | 1459 | 4.6 | 145.9 |
| 1979 | John Fourcade | 319 | 493 | 1521 | 2014 | 6.3 | 183.1 |
| 1980 | John Fourcade | 411 | 402 | 1897 | 2299 | 5.6 | 209.0 |
| 2003 | Eli Manning | 489 | -28 | 3600 | 3572 | 7.3 | 274.8 |
| 2015 | Chad Kelly | 565 | 500 | 4042 | 4542 | 8.0 | 349.4 |
| 2016 | Chad Kelly | 409 | 332 | 2758 | 3090 | 7.6 | 343.3 |
| 2017 | Shea Patterson | 307 | -16 | 2259 | 2243 | 7.3 | 320.4 |
| 2018 | Jordan Ta'amu | 534 | 342 | 3918 | 4260 | 7.9 | 355.0 |
| 2020 | Matt Corral | 438 | 506 | 3337 | 3843 | 8.8 | 384.3 |

TANDEM OFFENSE CHAMPIONS

| Year | Name | Rush | Pass | Rec | Total | Avg | TD Resp |
|------|--------------|------|------|-----|-------|-------|---------|
| 1972 | Norris Weese | 542 | 917 | 0 | 1459 | 245.9 | 16 |

SCORING CHAMPIONS

| Year | Name | TD | PAT | FG | TP |
|------|----------------------|----|-------|----|-----|
| 1935 | Ray Hapes, HB | 12 | 2 | 0 | 74 |
| 1938 | Parker Hall, TB | 11 | 6 | 0 | 72 |
| 1940 | Merle Hapes, FB | 12 | 0 | 0 | 72 |
| 1947 | Charlie Conerly, TB | 9 | 0 | 0 | 54 |
| 1949 | John Dottley, FB | 14 | 0 | 0 | 84 |
| 1955 | Paige Cothren, FB | 6 | 25-20 | 6 | 74 |
| 1959 | Charlie Flowers, FB | 11 | 0 | 0 | 66 |
| 2000 | Deuce McAllister, RB | 17 | 0 | 0 | 102 |
| 2003 | Jonathan Nichols, PK | 0 | 49 | 25 | 124 |

TOUCHDOWN RESPONSIBILITY

| Year | Name | No | Rushing | Passing |
|------|-------------|----|---------|---------|
| 1938 | Parker Hall | 22 | 11 | 11 |
| 2015 | Chad Kelly | 41 | 10 | 31 |

KICKOFF RETURNS LEADER

| Year | Name | No | Yds | TD | Avg |
|------|----------------|----|-----|----|------|
| 1985 | Willie Goodloe | 22 | 506 | 0 | 23.0 |
| 1986 | J.R. Ambrose | 13 | 353 | 1 | 27.2 |
| 1996 | John Avery | 17 | 473 | 2 | 27.8 |
| 2019 | Jerrion Ealy | 13 | 317 | 1 | 24.4 |

FIELD GOALS MADE

| Year | Name | Games | Made | Att | Pct |
|------|------------------|-------|------|-----|------|
| 2004 | Jonathan Nichols | 11 | 20 | 27 | 74.1 |

FIELD GOAL PERCENTAGE

| Year | Name | Games | Made | Att | Pct |
|------|-----------------|-------|------|-----|------|
| 2016 | Gary Wunderlich | 12 | 22 | 23 | 95.7 |
| 2022 | Jonathan Cruz | 12 | 15 | 17 | 88.2 |

PAT KICKING PCT LEADER

(SEC minimum: 32 attempts)

| Year | Name | Games | Made | Att | Pct |
|------|------------------|-------|------|-----|-------|
| 1999 | Les Binkley | 11 | 36 | 36 | 1.000 |
| 2003 | Jonathan Nichols | 13 | 49 | 49 | 1.000 |
| 2008 | Joshua Shene | 13 | 52 | 52 | 1.000 |
| 2015 | Gary Wunderlich | 13 | 63 | 63 | 1.000 |

PUNTING CHAMPIONS

| Year | Name | No | Yards | Avg |
|------|----------------|----|-------|------|
| 1964 | Frank Lambert | 50 | 2205 | 44.1 |
| 1968 | Julian Fagan | 75 | 3120 | 41.6 |
| 1977 | Jim Miller | 66 | 3029 | 45.9 |
| 1978 | Jim Miller | 76 | 3283 | 43.2 |
| 1979 | Jim Miller | 53 | 2362 | 44.6 |
| 1986 | Bill Smith | 57 | 2522 | 44.3 |
| 2010 | Tyler Campbell | 60 | 2782 | 46.4 |

INTERCEPTION CHAMPIONS

| Year | Name | No | Yards | TD |
|------|-----------------|----|-------|----|
| 1949 | Bobby Wilson | 10 | 70 | 0 |
| 1955 | John Blalack | 5 | 94 | 1 |
| 1958 | Jimmy Hall | 4 | 58 | 0 |
| 1965 | Gerald Warfield | 8 | 86 | 0 |
| 1972 | Harry Harrison | 9 | 129 | 0 |
| 1983 | Roger Clark | 4 | 31 | 0 |
| 1987 | Todd Sandroni | 7 | 47 | 0 |
| 1988 | Todd Sandroni | 7 | 33 | 1 |
| 1993 | Alundis Brice | 7 | 98 | 2 |
| 2013 | Cody Prewitt | 6 | 52 | 0 |
| 2014 | Senquez Golson | 10 | 162 | 1 |

PASSES DEFENDED

| Year | Name | Games | BrUp | Int | Total |
|------|----------------|-------|------|-----|-------|
| 2000 | Ken Lucas | 11 | 25 | 5 | 30 |
| 2014 | Senquez Golson | 13 | 8 | 10 | 18 |
| 2015 | Trae Elston | 13 | 14 | 4 | 18 |

TACKLE LEADER

| Year | Name | Tackles (S-A) | Sacks | TFL | Int |
|------|----------------|---------------|--------|---------|-----|
| 1993 | Abdul Jackson | 140 (65-75) | 0 (0) | 5 (19) | 0 |
| 1994 | Abdul Jackson | 139 (77-62) | 0 (0) | 5 (19) | 0 |
| 2005 | Patrick Willis | 128 (90-38) | 3.0-28 | 9.5-42 | 1 |
| 2006 | Patrick Willis | 137(87-50) | 3.0-25 | 11.5-44 | 0 |

SACKS LEADER

| Year | Name | Solo | Ast | Yds | Total | Avg/G |
|------|------------|------|-----|-----|-------|-------|
| 2007 | Greg Hardy | 10 | 0 | 72 | 10.0 | 1.00 |

TACKLES FOR LOSS LEADER

| Year | Name | Games | Solo | Ast. | Yds | Total | Avg/G |
|------|-------------|-------|------|------|-----|-------|-------|
| 2008 | Peria Jerry | 12 | 13 | 10 | 80 | 18.0 | 1.50 |

HISTORY OF OLE MISS FOOTBALL

The University of Mississippi boasts a long and colorful football history, which includes the formation of the first football team in the state, as well as one of the most successful programs in the history of collegiate football.

In its 127-season history, the Ole Miss football program has claimed three national championships (1959, 1960 and 1962), six Southeastern Conference titles (1947, 1954, 1955, 1960, 1962, and 1963), and one SEC Western Division title (2003). In addition, Ole Miss has produced 59 first team All-America selections and 181 first team All-SEC selections, appeared in 40 bowl games with 24 wins, and sent more than 300 players into the professional ranks.

REBEL FOOTBALL BEGINNINGS

The beginnings of the program can be traced all the way back to 1890 when Dr. A.L. Bondurant, who would later serve as Dean of the Graduate School, urged Ole Miss students to help in the formation of an Athletic Association in the interests of football, baseball and tennis. Such a group became a reality a short while later, and in 1893, a football team was organized, with Bondurant serving as the manager-coach.

That first squad set a precedent that was to become an Ole Miss tradition, winning four of five games during that maiden season, including a 56-0 victory over Southwest Baptist University of Jackson, Tenn., in the inaugural game on Nov. 11, 1893.

Early financial matters were the responsibility of the manager. Support came largely from the Athletic Association, which was made up of a combination of students and faculty members willing to back the athletes by payment of a small fee.

Although it has never been documented, it is thought that C.D. Clark of Tufts was the first paid football coach at Ole Miss. His name appears as manager of the team, as shown in the Ole Miss Magazine, dated November 1894.

THE PRE-WWII YEARS

Prior to 1925, a total of 22 coaches took their turn as head coach at Ole Miss with only seven heading up the program for more than one season. Those early years were characterized by periods of both prosperity and difficulty: 1883-95, 12-3; 1896-1908, 24-36-1; 1909-14, 33-17-4; and 1915-24, 30-48.

Since the formation of the Athletics Committee in 1925, the Rebels have had just 16 head coaches, with three of those also handling the dual responsibility of athletic director. The establishment of the committee on a faculty-alumni basis (a student representative has since been added) seemed to re-establish alumni support for the football program and a bright future lay ahead.

Homer Hazel of Rutgers served as the head coach from 1925-29, winning 21 games, losing 22 and tying three before being succeeded by Ed Walker, a Stanford graduate, in 1930. While Walker's record was a modest 38-38-8 over his eight-year stay, he firmly established the direction of the football program. He took Ole Miss to its first bowl game in 1935, with the Rebels falling to Catholic University, 20-19 in the Orange Bowl. He also coached the Rebels' first All-America first-teamer, Bruiser Kinard, in 1936. Kinard, who also earned All-America first-team honors in 1937, would be the first of 58 Rebels to earn the prestigious national accolade.

Under Walker's tenure, Ole Miss took another step to help cement a solid future for Rebel football and other



First Ole Miss All-American Bruiser Kinard (left)

athletic teams when they became a charter member of the SEC in 1933. The Rebels have competed in the league ever since. Prior to joining the SEC, Ole Miss had competed in the Southern Conference from 1922-32.

Harry Mehre, from Notre Dame, became the head coach in 1938 and put together a pre-war record of 39-26-1, which included several notable victories. Mehre led Ole Miss to its first ever victory over Vanderbilt in 1939, its first win in 11 years over LSU in 1938, and its first win over Tulane in 25 seasons in 1941.

The post-war period would prove to be the Rebels' most glorious era as C.M. "Tad" Smith, a member of the Ole Miss athletic family since 1929, succeeded Mehre as director of athletics. Smith would serve as athletic director for 25 years before retiring on Feb. 1, 1971.

Harold (Red) Drew of Bates was brought in as head coach in 1946 and Ole Miss football stood on the verge of becoming one of the most powerful and respected programs in the country. A long-time assistant coach at Alabama, Drew remained at Ole Miss just one season before returning to Tuscaloosa as head coach, but his brief stay would prove to change the course of Rebel football.

VAUGHT PLACES OLE MISS ON NATIONAL FOOTBALL MAP

John Vaught, a line coach under Drew and a former All-American at TCU, remained in Oxford as head coach in 1947 and led the Ole Miss program to national prominence over the next 24 years.

In his first season at the helm in 1947, the Rebels posted a 9-2 record and won the first of six SEC crowns (1947, 1954, 1955, 1960, 1962, 1963). That 1947 season also saw Ole Miss great Charlie Conerly become the first Rebel player to be a contender for the Heisman Trophy, placing fourth in the voting for the prestigious honor. Vaught's first year proved to be a sign of good things to come for Ole Miss. During his 24-year tenure, the Rebels would have only one losing campaign.

The Rebels also claimed three national championships in 1959, 1960 and 1962. Ole Miss won the 1959 Dunkel System national crown, the 1960 Football Writers Association of America, Dunkel System, Williamson System national championships, and the 1962 Litkenhous

Ratings national title. Vaught's 1959 squad was ranked the third best collegiate football team from 1956 to 1995, according to the Jeff Sagarin Ratings released in January of 1996.

The Rebels were also among the winningest programs in the country under Vaught during the 1950s and 1960s. From 1950-59, Ole Miss posted an 80-21-5 record (.778 winning percentage). The 80 wins and 77.8 winning percentage were second to only Oklahoma during that decade. In the 1960s, Vaught guided the Rebels to a 72-20-6 record and a 76.5 winning percentage, which was the fourth best during that decade.

Under Vaught's guidance, Ole Miss made Hemingway Stadium (later named Vaught-Hemingway Stadium) one of the toughest places in the nation for opposing teams

SIX SEC TITLES

| | |
|-----------|--------|
| 1947..... | 9-2 |
| 1954..... | 9-2 |
| 1955..... | 10-1 |
| 1960..... | 10-0-1 |
| 1962..... | 10-0 |
| 1963..... | 7-1-2 |

Ole Miss

TRADITION OF EXCELLENCE

- ✓ 3 National Titles
- ✓ 6 SEC Championships
- ✓ 1 SEC Western Division Championship
- ✓ 59 First Team All-America Selections
- ✓ 312 Professional Draft Selections
- ✓ No. 8 nationally and No. 3 in the SEC in bowl win percentage (.615)
- ✓ Tied for 15th nationally with 24 bowl wins
- ✓ 181 First Team All-SEC Selections

to play. In his 24 seasons at the helm, Vaught's teams compiled an impressive 57-6-2 record in Oxford for an astounding 89.2 winning percentage. From 1952-1964, the Rebels put together an incredible 34-game homefield unbeaten streak (33-0-1), including 21-straight victories from 1952-59.

In the 1950s and 1960s under Vaught, Ole Miss was a fixture in the national polls. The Rebels were ranked atop the Associated Press poll for three weeks during the 1960 season and one week during the 1961 campaign. In 1964, Ole Miss was ranked preseason No. 1 in the Associated Press poll.

Vaught also made going to postseason play the norm rather than the exception for the Rebel football program. Ole Miss played in 15 consecutive bowl games from 1957-71 which, at that time, was a national record. In all, Vaught led Ole Miss to 18 bowl game appearances, posting a 10-8 record in those contests. For his efforts, Vaught was named SEC Coach of the Year six times (1947, 1948, 1954, 1955, 1960, 1962).

During his time at the helm, Vaught coached some of the best players ever to wear the Red & Blue. In 24 seasons, Vaught produced 26 All-America first-teamers. He also coached four players who finished in the top five

in the Heisman Trophy voting. Along with Conerly in 1947, Charlie Flowers (5th in 1959), Jake Gibbs (3rd in 1960) and Archie Manning (4th in 1969, 3rd in 1970) were in the running for college football's top honor.

Failing health forced Vaught to resign his position in 1970, and the reins of the Ole Miss football program were turned over to Billy Kinard.

THE POST-VAUGHT YEARS

Kinard became the first Ole Miss alumnus to lead the football program, while Frank "Bruiser" Kinard, an offensive line coach under Vaught since 1948, was named to replace Smith as athletic director that same year.

The Rebels went 16-9 under Billy Kinard, including a 10-2 record and a 41-18 Peach Bowl victory over Georgia Tech in his first year in 1971. Kinard's 10 victories in '71 are tied for fourth most by a first-year head coach in NCAA Division I history.

Kinard coached the Rebels through the 1972 campaign and the third contest of the 1973 season before startling developments following the Sept. 22, 1973, game with Memphis State saw both Kinards replaced by Vaught. Vaught returned to the field to guide the Rebels through the remainder of the 1973 season while also taking on the responsibility of athletic director.

Following the 1973 football campaign, Vaught resigned once again as head coach, but remained on as athletic director. His final record with the Rebels was an amazing 190-61-12. The 190 victories still rank Vaught among the top 50 winningest coaches in NCAA Division I history, and he is the sixth-winningest coach in SEC history behind Bear Bryant's (Alabama) 292 wins, Nick Saban's (LSU/Alabama) 237 wins, Steve Spurrier's (Florida/South Carolina) 208 wins, Vince Dooley's (Georgia) 201 victories and Dan McGugin's (Vanderbilt) 197 victories. In 1979, Vaught was inducted in the National College Football Hall of Fame.

Ken Cooper, an assistant under Kinard since 1971, was named head coach on Jan. 17, 1974, and took Ole Miss through the 1977 season. Cooper compiled a 21-23 record during his four years at the helm, and his tenure is probably best remembered for one hot and humid day in September 1977. In one of the most memorable games in Rebel football history, Ole Miss upset Notre Dame 20-13 in Mississippi Memorial Stadium on Sept. 17, 1977, in Jackson. That loss was the Irish's lone setback of the 1977 campaign, as Notre Dame finished the season with an 11-1 record and claimed the national title.

Following the 1977 season, Steve Sloan was hired as the new Rebel boss and began his five-year stint in 1978. Sloan posted a 20-34 record from 1978-82.

BREWER RETURNS

After stepping outside the Ole Miss family football tree the previous nine seasons, Ole Miss looked for a familiar face to lead the football program, and the Rebels found that person when Billy Brewer returned to Oxford to take over as head coach in December of 1982.

In his first season in 1983, Brewer put the Ole Miss program on the road back to national prominence. Brewer guided the Rebels to their first winning regular season since 1977 with a 7-4 mark. The Rebels received their first bowl game invitation since 1971 and met Air Force in the Independence Bowl. Ole Miss dropped a 9-3 decision to the Falcons and finished with a 7-5 record.

Brewer followed his first season with 10 more at the helm of the Rebel program. During his tenure, he led the Rebels to five more winning seasons and four additional bowls, including Ole Miss' 1990 New Year's Day Gator

REBEL NATIONAL CHAMPIONSHIP TEAMS



The 1959 Ole Miss Rebels
National Champions: Berryman, Dunkel and Sagarin



The 1960 Ole Miss Rebels
National Champions: Football Writers, Billingsley, DeVold, Dunkel, Football Research, National Championship Foundation and Williamson



The 1962 Ole Miss Rebels
National Champions: Billingsley, Litkenhous and Sagarin

OLE MISS AND THE HEISMAN TROPHY VOTE

1947

1. John Lujack, Notre Dame
2. Bob Chappuis, Michigan
3. Doak Walker, Southern Methodist
4. **CHARLIE CONERLY, OLE MISS**
5. Harry Gilmer, Alabama

1959

1. Billy Cannon, LSU
2. Richie Lucas, Penn State
3. Don Meredith, Southern Methodist
4. Bill Burrell, Illinois
5. **CHARLIE FLOWERS, OLE MISS**

1960

1. Joe Bellino, Navy
2. Tom Brown, Minnesota
3. **JAKE GIBBS, OLE MISS**
4. Ed Dyas, Auburn
5. Bill Kilmer, UCLA

1969

1. Steve Owens, Oklahoma
2. Mike Phipps, Purdue
3. Rex Kern, Ohio State
4. **ARCHIE MANNING, OLE MISS**
5. Mike Reid, Penn State

1970

1. Jim Plunkett, Stanford
2. Joe Theismann, Notre Dame
3. **ARCHIE MANNING, OLE MISS**
4. Steve Worster, Texas
5. Rex Kern, Ohio State

2003

1. Jason White, Oklahoma
2. Larry Fitzgerald, Pittsburgh
3. **ELI MANNING, OLE MISS**
4. Chris Perry, Michigan
5. Darren Sproles, Kansas State



Charlie Conerly




Charlie Flowers



Jake Gibbs



Archie Manning



Eli Manning



Bowl appearance. The Jan. 1 bowl game was the program's first since 1969. Brewer was named SEC Coach of the Year in 1986 (8-3-1 record) and 1990 (9-3 record), and the 1986 season saw the Rebels return to the national rankings for the first time in over a decade. In his 11 seasons, Brewer also led Ole Miss to eight Egg Bowl victories over rival Mississippi State.

Brewer coached 11 years (1983-93) and compiled a 67-56-3 record, making him the second winningest Ole Miss football coach behind Vaught. Brewer was dismissed just prior to the 1994 season, and Joe Lee Dunn took over as interim coach, directing the Rebels to a 4-7 record under difficult circumstances.

REBELS ON THE RISE

In the mid-1990s Ole Miss Football was somewhat down, but not out, and it needed a boost of energy to revitalize the program. On Dec. 2, 1994, Tommy Tuberville was selected as the coach in charge of getting the Rebels on the right track.

After serving as an assistant coach on the collegiate level for nine seasons (eight at Miami and one at Texas A&M), Tuberville began creating excitement in his first season in 1995, finishing the campaign with a 6-5 record and a Egg Bowl victory over Mississippi State.

That excitement grew to a fever pitch in 1997, when Ole Miss recorded its best season since 1992 with an 8-4 record, a thrilling 15-14 Egg Bowl victory and a Motor City Bowl win over Marshall. The bowl appearance was the program's first since 1992, and the Rebels earned a final national ranking of No. 22 in both polls.

The revitalized Ole Miss program continued its winning ways in 1998, despite a coaching change following the regular season. David Cutcliffe took over as head coach on Dec. 2, 1998. Cutcliffe, who came to Ole Miss from his offensive coordinator post at Tennessee, took over the reins just 29 days before the Rebels' Sanford Independence Bowl date versus Texas Tech. Despite the short preparation time for the game, Cutcliffe led the Rebels to a 35-18 victory over the Red Raiders, quite arguably the biggest upset of the 1998 bowl season.

OFFENSIVE FIREWORKS OVER OXFORD

Cutcliffe, who is recognized as one of the top offensive minds in collegiate football, brought a high-powered offensive style that had Rebel fans waiting with anticipation for each season to start.

In his six seasons, the Rebels averaged more than 350 points per year, including shattering the then-record for points scored in a season during the 2003 campaign with 442. The previous mark was 391 points by the 2001 squad. During Cutcliffe's tenure, the Rebels set numerous game, season and career records.

Cutcliffe's football philosophy also translated into wins for the Rebel program. Under Cutcliffe, Ole Miss posted 44 overall victories, including four wins in the postseason.

In the time from 1997-2003, the Rebels played in six bowl games, which tied them with Arkansas for the most bowl appearances among SEC Western Division schools during that span. The only SEC teams that made bowl appearances all seven years were Florida, Georgia and Tennessee, all Eastern Division squads.

In 2003, Cutcliffe guided the Rebels, who many picked to finish fifth in the SEC's Western Division, to a 10-3 overall mark and a share of the SEC West title with eventual BCS National Champion LSU. The title was the Rebels' first league football title of any sort since winning the conference crown in 1963. Following their 31-28 victory over Oklahoma State in the SBC Cotton Bowl Classic, the Rebels ended the 2003 campaign with a No. 13 national ranking. It was Ole Miss' first New Year's bowl since the 1991 Gator Bowl against Michigan.

Cutcliffe preceded his 2003 campaign with four winning seasons in 1999 (8-4), 2000 (7-5), 2001 (7-4) and 2002 (7-6), becoming the first Rebel mentor since Harry Mehre (1938-41) to post winning marks in his first five years. Cutcliffe also directed Ole Miss to four bowl appearances in his first five seasons, becoming the first of two head coaches in Ole Miss history to do so.

REBEL RECRUITING RAMPS UP

On Dec. 16, 2004, Ole Miss turned to one of college football's premier recruiters and defensive line coaches in Ed Orgeron. Orgeron took control of the Rebel program after serving the previous seven seasons as defen-

sive line coach at the University of Southern California, where he played a key role in Pete Carroll's Trojans winning back-to-back national championships in 2003 and 2004. Orgeron also served as USC's recruiting coordinator from 2001-2004 and was named the 2004 National Recruiter of the Year by *The Sporting News* and *Rivals.com*.

Orgeron's talent as a recruiter created a buzz among Rebel fans and drew national attention when Ole Miss' 2006 signing class finished as high as ninth in the rankings. All three of his recruiting classes were listed among the best in college football.

NUTT LEADS REBELS TO CONSECUTIVE COTTON BOWLS

The Ole Miss football program sought a proven winner when Houston Nutt was introduced as the Rebels' 36th head coach on Nov. 28, 2007.

After guiding Arkansas to three SEC Western Division titles and eight bowl berths in his decade in Fayetteville, Nutt immediately reversed the Rebels' fortunes and guided Ole Miss to success that had not been experienced in

40 BOWL APPEARANCES

| | |
|------------------------|--|
| Bluebonnet Bowl..... | 1964, 1966 |
| BBVA Compass Bowl..... | 2013* |
| Cotton Bowl..... | 1956, 1962, 2003, 2009, 2010 |
| Delta Bowl..... | 1948 |
| Gator Bowl..... | 1958, 1971, 1991 |
| Independence Bowl..... | 1983, 1986, 1998, 1999, 2002 |
| Liberty Bowl..... | 1965, 1968, 1989, 1992 |
| Motor City Bowl..... | 1997 |
| Music City Bowl..... | 2000, 2013 |
| Orange Bowl..... | 1936 |
| Outback Bowl..... | 2021 |
| Peach Bowl..... | 1971, 2014 |
| Sugar Bowl..... | 1953, 1955, 1958, 1960, 1961, 1963, 1964, 1970, 2016, 2022 |
| Sun Bowl..... | 1967 |
| Texas Bowl..... | 2022 |

*Game later vacated

Oxford in a half century.

Nutt's first two years at the helm produced consecutive nine-win seasons for the first time since 1961-62 and back-to-back January bowl victories for the first time since 1960-61.

In his first season in Oxford, Nutt led the Rebels to a 9-4 record (5-3 in the SEC), second in the West, a 47-34 win over Texas Tech in the AT&T Cotton Bowl Classic and a No. 14 final national ranking.

Rising as high as No. 4 in the national rankings in 2009, Nutt's Rebels knocked off No. 8 LSU, Tennessee and Arkansas en route to a second straight Cotton Bowl berth, in which Ole Miss prevailed over No. 18 Oklahoma State 21-7. The Rebels finished 20th in the AP poll.

FREEZE ELEVATES OLE MISS NATIONALLY

A Mississippi native, Hugh Freeze was introduced as the Rebels' 37th head coach on December 5, 2011.

He was the first coach in school history to guide the Rebels to a bowl game in each of his first four seasons.

Among the accomplishments in Freeze's five-year tenure were back-to-back New Year's Six bowl appearances (including a win in the 2016 Sugar Bowl), 45 weeks ranked in the national top-25, four straight season ticket sellouts and season attendance records at Vaught-Hemingway Stadium, and 121 total graduated student-athletes.

The Rebels earned their 10th win of the 2015 season by crushing Oklahoma State in the Allstate Sugar Bowl, 48-20. The Sugar Bowl appearance was the Rebels' first since the 1969 season, and Freeze guided the team to its first 10-win campaign since 2003.

At No. 9 in the final coaches poll and No. 10 in the final Associated Press poll, Ole Miss finished with its highest national ranking since 1969.

A whopping 64 Ole Miss team and individual records were broken or tied in 2015, including most total yards (6,731), points (531), touchdowns (68) and passing yards (4,351) in a season.

REBELS LOOK TO ONE OF THEIR OWN

Following the resignation of Hugh Freeze on July 20, 2017, Ole Miss handed the reins of the program to Matt Luke, a man who had been a Rebel his entire life. After serving as co-offensive coordinator/offensive line coach for five seasons, Luke was named interim head coach.

A native of Gulfport, Mississippi, Luke lettered four seasons (1995-98) as a center at Ole Miss. His father, Tommy, was a defensive back at Ole Miss in the 1960s while his brother, Tom, quarterbacked the Rebels from 1989-91.

As interim head coach, Luke guided the Rebels to a 6-6 record that culminated with a 31-28 upset victory over No. 14 Mississippi State in the season-ending Egg Bowl in Starkville. Ole Miss made it official on Nov. 27, 2017, removing the interim tag and introducing Luke as the 38th head coach in program history. He would guide the Rebels for three seasons.

EXCITEMENT RETURNS WITH KIFFIN HIRE

After several frustrating seasons, newly-appointed athletics director Keith Carter looked to re-energize the program, and he certainly did that by hiring one of the brightest offensive minds in college football. After leading Florida Atlantic to a pair of Conference USA titles in three seasons, Lane Kiffin was named as the Rebels' new head coach on Dec. 7, 2019.

Holding a decade of head coaching experience between the NCAA and NFL, Kiffin has brought a pro mind-



Ole Miss returned to the Sugar Bowl for the first time since 1970 and was crowned 2016 champion after a 48-20 victory over Oklahoma State. The Rebels made back-to-back New Year's Six bowl appearances in the first two years of the College Football Playoff system.

set to Ole Miss. He excited the fan base so much that hundreds greeted him at the airport when he arrived in Oxford. Another 4,000 showed up to The Pavilion when he was introduced as Ole Miss Football's new leader.

In Kiffin's first season in Oxford, the Rebels played an exciting brand of football. Led by the nation's leader in individual total offense, quarterback Matt Corral (384.3 ypg), Ole Miss ranked third in the country in total offense as a team (555.5 ypg). The Rebels led the SEC in rushing (210.6 ypg), while ranking seventh nationally in passing (344.9 ypg). The season ended with Ole Miss upsetting No. 7 Indiana in the Outback Bowl, an impressive top-10 victory to culminate year one of the Kiffin Era.

The Rebels only elevated in Year Two under Kiffin, posting the first 10-win regular season in program history, as well as the first perfect season at home with a 7-0 record at Vaught-Hemingway Stadium. Corral returned to helm a potent Rebel offense once again, but a lockdown, clutch defense became Ole Miss' calling card as the Rebels followed an All-American campaign from defensive end Sam Williams to a Sugar Bowl berth.

Year Three with Kiffin at the helm began with seven consecutive wins, as the high-octane offense of the Rebels averaged just over 40 points per game during the 7-0 start. Led by SEC Freshman of the Year Quinshon Judkins, Ole Miss led the SEC and ranked third in the FBS in rushing (256.6 ypg), shattering the previous program record for rushing yards in a season from 1957 with 3,336 yards on the ground. The Rebels would close out the season with an invite to the Texas Bowl, the third postseason invitation for the program in as many years under Kiffin.

PRO FOOTBALL HALL OF FAME



Bruiser Kinard
1970



Gene Hickerson
2007

12 FORMER PLAYERS AND COACHES IN THE COLLEGE FOOTBALL HALL OF FAME

| | |
|-----------|-----------------|
| 1951..... | Bruiser Kinard |
| 1965..... | Charlie Conerly |
| 1974..... | Barney Poole |
| 1979..... | John Vaught |
| 1984..... | Doug Kenna |
| 1987..... | Thad "Pie" Vann |
| 1989..... | Archie Manning |
| 1991..... | Parker Hall |
| 1995..... | Jake Gibbs |
| 1997..... | Charlie Flowers |
| 2014..... | Wesley Walls |
| 2019..... | Patrick Willis |

TEAM OF THE CENTURY (1893-1992)



RETIRED JERSEY NUMBERS

| # | Name | Date (Opponent) |
|----|----------------|---------------------------|
| 18 | Archie Manning | Sept. 27, 1986 (Tulane) |
| 38 | Chucky Mullins | Sept. 3, 2006 (Memphis) |
| 10 | Eli Manning | Oct. 23, 2021 (LSU) |
| 74 | Ben Williams | Nov. 24, 2022 (Miss. St.) |

NATIONAL CHAMPIONS



The 1959 Ole Miss team, which went 10-1, gave up only 21 points all season, and defeated LSU in the Sugar Bowl, was rated the third best squad since 1956 by Sagarin.

1959 OLE MISS TEAM RANKED THIRD IN SAGARIN RATINGS

Jeff Sagarin computed his list of the all-time highest-rated college football teams from 1956 to 1995. Sagarin has a weekly college football poll during each season which rates teams according to wins and losses and strength of schedule. His all-time team ratings and strength of schedule are based on Division I games only. This list was published in *USA Today* in January of 1996.

| Team, Year | Rating | Record | Schd. | | | | |
|--------------------------|---------------|---------------|--------------|-------------------------|--------|--------|-------|
| 1. Nebraska, 1995 | 117.05 | 12-0-0 | 76.32 | 13. Oklahoma, 1986 | 106.33 | 11-1-0 | 75.27 |
| 2. Nebraska, 1971 | 116.47 | 12-0-0 | 82.39 | 14. Notre Dame, 1966 | 106.32 | 9-0-1 | 77.35 |
| 3. OLE MISS, 1959 | 109.74 | 10-1-0 | 83.95 | 15. Notre Dame, 1970 | 106.09 | 10-1-0 | 82.18 |
| 4. Oklahoma, 1971 | 109.68 | 11-1-0 | 83.13 | 16. Penn State, 1994 | 105.82 | 12-0-0 | 79.87 |
| 5. Ohio State, 1973 | 109.51 | 10-0-1 | 77.35 | 17. Florida State, 1993 | 105.28 | 12-1-0 | 77.65 |
| 6. Washington, 1991 | 109.47 | 12-0-0 | 77.71 | 18. Alabama, 1971 | 104.61 | 11-1-0 | 85.31 |
| 7. Oklahoma, 1973 | 109.40 | 10-0-1 | 84.79 | 19. Miami (Fla.), 1986 | 104.33 | 11-1-0 | 78.44 |
| 8. Oklahoma, 1974 | 108.19 | 11-0-0 | 77.06 | 20. Texas, 1970 | 104.22 | 10-1-0 | 83.38 |
| 9. Southern Cal, 1972 | 107.66 | 12-0-0 | 79.51 | 21. Syracuse, 1959 | 104.13 | 11-0-0 | 74.68 |
| 10. Nebraska, 1972 | 106.96 | 9-2-1 | 80.28 | 22. Notre Dame, 1988 | 103.86 | 12-0-0 | 80.27 |
| 11. Oklahoma, 1972 | 106.50 | 11-1-0 | 81.63 | 23. Miami (Fla.), 1987 | 103.79 | 12-0-0 | 77.99 |
| 12. Florida State, 1987 | 106.44 | 11-1-0 | 80.61 | 24. Nebraska, 1970 | 103.58 | 11-0-1 | 81.74 |
| | | | | 25. Alabama, 1973 | 103.41 | 11-1-0 | 76.89 |

TEAM CHAMPIONS

| | |
|------|--|
| 1959 | Berryman, Dunkel, Sagarin |
| 1960 | Football Writers, Billingsley, DeVold, Dunkel, Football Research, National Championship Foundation, Williamson |
| 1962 | Billingsley, Litkenhous, Sagarin |

TEAM OFFENSE

TOTAL OFFENSE

| | |
|------|------------------------|
| 1961 | (418.7 yards per game) |
|------|------------------------|

TEAM DEFENSE

SCORING DEFENSE

| | |
|------|------------------------|
| 1959 | (2.1 points per game) |
| 1963 | (3.7 points per game) |
| 2014 | (16.0 points per game) |

RUSHING DEFENSE

| | |
|------|-----------------------|
| 1963 | (77.3 yards per game) |
|------|-----------------------|

TOTAL DEFENSE

| | |
|------|------------------------|
| 1954 | (172.3 yards per game) |
| 1962 | (142.2 yards per game) |
| 1993 | (234.5 yards per game) |

TEAM PUNTING

| | |
|------|-------------------------|
| 1964 | (44.1 average per game) |
| 1977 | (43.4 average per game) |
| 1979 | (42.4 average per game) |

NATIONAL INDIVIDUAL STATISTICAL CHAMPIONS

RUSHING

| | |
|------|---|
| 1949 | John (Kayo) Dottley (1,312 yards on 208 carries) |
|------|---|

PASSING

| | |
|------|---|
| 1947 | Charlie Conerly (133-of-233, 7 INT, 1,367 yards, 18 TD) |
|------|---|

PASSING EFFICIENCY

| | |
|------|-------------------------|
| 1947 | Charlie Conerly (125.8) |
|------|-------------------------|

RECEIVING

| | |
|------|---------------------------------------|
| 1947 | Barney Poole (52 for 513 yards, 8 TD) |
|------|---------------------------------------|

SCORING

| | |
|------|---------------------------------------|
| 1938 | Parker Hall (73 points: 11 TD/7 PATs) |
|------|---------------------------------------|

KICK SCORING CHAMPIONS

| | |
|------|-------------------------------------|
| 1955 | Paige Cothren (38 on 20 PATs, 6 FG) |
| 1958 | Bob Khayat (34 on 22 PATs, 4 FG) |
| 1959 | Bob Khayat (40 on 25 PATs, 5 FG) |

INTERCEPTIONS

| | |
|------|--------------------------------|
| 1949 | Bobby Wilson (10 for 70 yards) |
|------|--------------------------------|

PASS INTERCEPTION YARDS

| | |
|------|------------------------------------|
| 1938 | Parker Hall (128 on 7; 18.29 avg.) |
|------|------------------------------------|

PUNTING

| | |
|------|---|
| 1964 | Frank Lambert (44.1 yards per kick; 50-2,205) |
| 1977 | Jim Miller (45.9 yards per kick; 66-3,029) |
| 2010 | Tyler Campbell (46.37 yards per kick; 60-2,782) |

PUNT RETURNS

| | |
|------|--|
| 1940 | Junie Hovious (15.1 yards per return; 33-498) |
|------|--|

PUNT-KICKOFF RETURNS

| | |
|------|--|
| 1938 | Parker Hall (32 for 594 yards; 18.56 avg.) |
|------|--|

ALL PURPOSE RUNNING

| | |
|------|--|
| 1938 | Parker Hall (129.1 yards per game; 698 Rushing, 128 Interception, 594 Kickoff Return) |
|------|--|

TOUCHDOWNS RESPONSIBLE

| | |
|------|-----------------------------------|
| 1938 | Parker Hall (22-11 rush, 11 pass) |
|------|-----------------------------------|

AVERAGE GAIN PER PLAY

| | |
|------|--------------------------|
| 1938 | Parker Hall (6.46 yards) |
|------|--------------------------|

PASSES DEFENSED

| | |
|------|------------------|
| 2000 | Ken Lucas (30.0) |
|------|------------------|

FORCED FUMBLES

| | |
|------|---------------------|
| 2022 | Tavius Robinson (5) |
|------|---------------------|

SOLO TACKLES PER GAME

| | |
|------|----------------------|
| 2005 | Patrick Willis (9.0) |
|------|----------------------|

FIELD GOAL PERCENTAGE

| | |
|------|----------------------------------|
| 2016 | Gary Wunderlich (95.7, 22 of 23) |
|------|----------------------------------|

RECEIVING YARDS PER GAME

| | |
|------|----------------------|
| 2020 | Elijah Moore (149.1) |
|------|----------------------|

RECEPTIONS PER GAME

| | |
|------|---------------------|
| 2020 | Elijah Moore (10.8) |
|------|---------------------|

TOTAL OFFENSE

| | |
|------|-------------------------|
| 2020 | Matt Corral (384.3 ypg) |
|------|-------------------------|

COLLEGE FOOTBALL HALL OF FAME



Bruiser Kinard
1951



Charlie Conerly
1965



Barney Poole
1974



John Vaught
1979



Doug Kenna
1984



Thad "Pie" Vann
1987




Archie Manning
1989



Parker Hall
1991




Jake Gibbs
1995



Charlie Flowers
1997



Wesley Walls
2014



Patrick Willis
2019

TEAM OF THE CENTURY (1893-1992)

OFFENSE

| Pos. | Name | Ht. | Wt. | Years | Hometown |
|------|---------------------|-----|-----|-------------|-------------------|
| E | Floyd Franks | 6-0 | 190 | 1968-70 | Biloxi, Miss. |
| E | Barney Poole | 6-3 | 220 | 1942, 47-48 | Gloster, Miss. |
| OL | Jim Dunaway | 6-4 | 260 | 1960-62 | Columbia, Miss. |
| OL | Gene Hickerson | 6-2 | 225 | 1955-57 | Atwood, Tenn. |
| OL | Stan Hindman | 6-3 | 230 | 1963-65 | Newton, Miss. |
| OL | Everett Lindsay | 6-5 | 290 | 1989-92 | Raleigh, N.C. |
| OL | Marvin Terrell | 6-0 | 210 | 1957-59 | Indianola, Miss. |
| C | Dawson Pruettt | 6-1 | 269 | 1987-90 | Mobile, Ala. |
| QB | Archie Manning | 6-3 | 198 | 1968-70 | Drew, Miss. |
| RB | Charlie Conerly | 6-1 | 183 | 1942, 46-47 | Clarksdale, Miss. |
| RB | John (Kayo) Dottley | 6-0 | 198 | 1947-50 | McGehee, Ark. |
| RB | Charlie Flowers | 6-0 | 198 | 1957-59 | Marianna, Ark. |
| PK | Robert Khayat | 6-2 | 215 | 1957-59 | Moss Point, Miss. |

DEFENSE

| Pos. | Name | Ht. | Wt. | Years | Hometown |
|------|------------------|------|-----|---------|------------------------|
| DL | Bruiser Kinard | 6-1 | 215 | 1935-37 | Jackson, Miss. |
| DL | Kelvin Pritchett | 6-3 | 266 | 1988-90 | Atlanta, Ga. |
| DL | Ben Williams | 6-3 | 253 | 1972-75 | Yazoo City, Miss. |
| LB | Tony Bennett | 6-2 | 235 | 1986-89 | Alligator, Miss. |
| LB | Kenny Dill | 6-4 | 215 | 1961-63 | West Point, Miss. |
| LB | Larry Grantham | 6-0 | 195 | 1957-59 | Crystal Springs, Miss. |
| LB | Jeff Herrod | 6-0 | 235 | 1984-87 | Birmingham, Ala. |
| LB | Freddie Joe Nunn | 6-5 | 227 | 1981-84 | Nanih Waiya, Miss. |
| DB | Billy Brewer | 6-0 | 190 | 1957-59 | Columbus, Miss. |
| DB | Glenn Cannon | 6-2 | 182 | 1967-69 | Gulfport, Miss. |
| DB | Chris Mitchell | 6-0 | 195 | 1987-90 | Town Creek, Ala. |
| DB | Jimmy Patton | 5-11 | 170 | 1952-54 | Greenville, Miss. |
| DB | Todd Sandroni | 6-1 | 200 | 1987-90 | Shaw, Miss. |
| P | Jim Miller | 5-11 | 182 | 1976-79 | Ripley, Miss. |

Coach

John Vaught, Head Coach, 1947-70, 1973

NEXT GREAT 25 (1993-2018)

OFFENSE

| Pos. | Name | Ht. | Wt. | Years | Hometown |
|------|------------------|-----|-----|----------------|---------------------|
| TE | Evan Engram | 6-3 | 235 | 2013-16 | Powder Springs, Ga. |
| OL | Terrence Metcalf | 6-3 | 315 | 1997; '99-2001 | Clarksdale, Miss. |
| OL | Michael Oher | 6-5 | 318 | 2005-08 | Memphis, Tenn. |
| OL | Laremy Tunsil | 6-5 | 305 | 2013-15 | Lake City, Fla. |
| OL | Todd Wade | 6-7 | 315 | 1996-99 | Jackson, Miss. |
| OL | John Jerry | 6-5 | 350 | 2006-09 | Batesville, Miss. |
| QB | Eli Manning | 6-5 | 218 | 2000-03 | New Orleans, La. |
| RB | Deuce McAllister | 6-1 | 220 | 1997-2000 | Morton, Miss. |
| RB | Dexter McCluster | 5-8 | 165 | 2006-09 | Largo, Fla. |
| WR | A.J. Brown | 6-1 | 230 | 2016-18 | Starkville, Miss. |
| WR | Laquon Treadwell | 6-2 | 210 | 2013-15 | Crete, Ill. |
| PK | Jonathan Nichols | 6-0 | 180 | 2001-04 | Greenwood, Miss. |
| RS | Mike Espy | 6-0 | 195 | 2002-05 | Madison, Miss. |

DEFENSE

| Pos. | Name | Ht. | Wt. | Years | Hometown |
|------|------------------|------|-----|-----------|--------------------|
| DL | Robert Nkemdiche | 6-4 | 296 | 2013-15 | Loganville, Ga. |
| DL | Derrick Burgess | 6-2 | 260 | 1997-2000 | Riverdale, Md. |
| DL | Greg Hardy | 6-4 | 265 | 2006-09 | Millington, Tenn. |
| DL | Peria Jerry | 6-2 | 290 | 2005-08 | Batesville, Miss. |
| LB | Patrick Willis | 6-2 | 230 | 2003-06 | Bruceston, Tenn. |
| LB | Cassius Ware | 6-0 | 240 | 1992-93 | Batesville, Miss. |
| LB | Eddie Strong | 6-4 | 245 | 1998-2002 | Batesville, Miss. |
| DB | Senquez Golson | 5-9 | 176 | 2011-14 | Pascagoula, Miss. |
| DB | Ken Lucas | 6-1 | 201 | 1997-2000 | Cleveland, Miss. |
| DB | Cody Prewitt | 6-2 | 217 | 2011-14 | Bay Springs, Miss. |
| DB | Trae Elston | 5-11 | 195 | 2012-15 | Oxford, Ala. |

WILD CARD

| Pos. | Name | Ht. | Wt. | Years | Hometown |
|------|------------|-----|-----|---------|---------------|
| QB | Chad Kelly | 6-2 | 224 | 2015-16 | Buffalo, N.Y. |

FIRST TEAM ALL-AMERICANS

- 1936 **Frank (Bruiser) Kinard**, Tackle (Camp, INS, AAB)
- 1937 **Frank (Bruiser) Kinard**, Tackle (UP, INS, NBA, NY News, Par. News, FM)
- 1938 **Parker Hall**, HB (AP, UP, NY Sun, Brooklyn Eagle, W)
- 1947 **Charlie Conerly**, TB (UP, INS, NEA, FWAA-Look, All-Players, PIC, H, W, Grange, Crisler, Smith)
Barney Poole, End (UP, Coaches, Camp, AAB, PIC, QB, NY News, Par. News, H, W)
- 1948 **Barney Poole**, End (AP, INS, All-Players, H, W, Fraley, Bill Stern)
- 1949 **John (Kayo) Dottley**, FB (KS, AAB, Colliers)
- 1952 **Kline Gilbert**, Tackle (AP, FWAA-Look, FD)
Jimmy Lear, QB (Red Grange)
- 1953 **Crawford Mims**, Guard (AP, UP, Camp, NEA, FWAA-Look, Colliers, NEC, FD, SN, W)
- 1954 **Rex Reed Boggan**, Tackle (AP)
- 1956 **Paige Cothren**, FB (College Editors)
- 1957 **Jackie Simpson**, Guard (Coaches, FWAA-Look)
- 1959 **Charlie Flowers**, FB (AP, UPI, Camp, NEA, CP, FWAA-Look, Coaches, NBC, SN, NY News, FB News)
Marvin Terrell, Guard (FWAA-Look)
- 1960 **Jake Gibbs**, QB (AP, UPI, Camp, NEA, CP, FWAA-Look, Coaches, NY News, SN, NBC, ABC, MN)
Johnny Brewer, End (ABC)
- 1961 **Billy Ray Adams**, FB (FWAA-Look)
Jim Dunaway, Tackle (FB News)
Treva Bolin, Guard (Time)
Doug Elmore, QB (CP)
- 1962 **Jim Dunaway**, Tackle (NEA, UPI, Camp, NY News, Time, CBS, SN, FB News, SI, B, Coaches)
Glynn Griffing, QB (FWAA Look)
- 1963 **Kenny Dill**, Center (FWAA-Look, FB News)
Whaley Hall, Tackle (Coaches)
- 1964 **Allen Brown**, End (AP, Time, SN)
- 1965 **Stan Hindman**, Guard (Time, NBC, SN, FB News)
Billy Clay, DB (SN)
- 1966 **Jim Urbanek**, Tackle (FB News, Hunt, Pop)
- 1967 **Jim Urbanek**, Tackle (FB News)
- 1969 **Archie Manning**, QB (FB News)
Glenn Cannon, Safety (Coaches, SN, Time)
- 1970 **Archie Manning**, QB (FB News)
- 1973 **Harry Harrison**, DB (NEA)
- 1975 **Ben Williams**, DL (Church)
- 1979 **Jim Miller**, Punter (UPI, NEA, FWAA, Camp, SN)
- 1984 **Freddie Joe Nunn**, DE (UPI, FB News)
- 1985 **Bill Smith**, Punter (FWAA, FB News, C&P)
- 1986 **Bill Smith**, Punter (Camp, C&P, IIAA)
- 1988 **Wesley Walls**, TE (AP, NCN)
- 1991 **Everett Lindsay**, OG (NFL)
- 1992 **Everett Lindsay**, OT (AP, FWAA, Athlon)
- 1996 **Kris Mangum**, TE (FD)
- 1998 **Rufus French**, TE (AP, Coaches, Camp, FB News, SN, C&P, AAFB, BCS, AFQ, CSN)
- 2000 **Ken Lucas**, CB (Rivals)
- 2001 **Terrence Metcalf**, OT (Camp, Coaches, FB News, AAFB)
- 2003 **Eli Manning**, QB (AAFB, SFW)
Jonathan Nichols, Kicker (AAFB, SFW, DBFN)
- 2005 **Patrick Willis**, LB (CFN, AAFB, GG)
- 2006 **Patrick Willis**, LB (AP, FWAA, Camp, Rivals, SI, GG, ESPN, AAFB, CBSS, SN, CFN, Scout, PFW)
- 2008 **Michael Oher**, OL (AFCA, Camp, CBSS, CFN, FWAA, SN, Rivals, AP, ESPN, AAFB, AS)
Peria Jerry, DT (AP, ESPN, AAFB, PFW, AS)
- 2009 **John Jerry**, OL (AAFB)
Dexter McCluster, All-Purpose (AAFB)
- 2013 **Cody Prewitt**, FS (AP, USA Today, Lindy's)
- 2014 **Senquez Golson**, CB (AFCA, Camp, FWAA, AP, SN, SI, USA Today, ESPN, CBSS, Scout, AS, PS)
- 2015 **Robert Nkemdiche**, DT (Scout)
- 2016 **Evan Engram**, TE (AP, SN, SI, USA Today, CBSS, Scout, SBN)
- 2020 **Elijah Moore**, WR (AP, AFCA, Camp, SN, PFF, PS)

CONSENSUS ALL-AMERICANS

- | | |
|------------------------------|-------------------------------------|
| 1947 Charlie Conerly, TB | 2001 Terrence Metcalf, OT |
| 1953 Crawford Mims, G | 2006 Patrick Willis, LB |
| 1959 Charlie Flowers, FB | 2008 Michael Oher, OT |
| 1960 Jake Gibbs, QB | 2014 Senquez Golson, CB |
| 1962 Jim Dunaway, T | 2020 Elijah Moore, WR |
| 1979 Jim Miller, P | |
| 1992 Everett Lindsay, OT | Unanimous selections in bold |
| 1998 Rufus French, TE | |

Guide to Abbreviations: AAB (All-American Board), AAFB (All-America Football Foundation), ABC (American Broadcasting), AFCA (American Football Coaches Association), AFQ (American Football Quarterly), AP (Associated Press), AS (Athlon Sports), B (Boston Record-American), BCS (Bowl Championship Series On-line), C&P (College & Pro Football Newsweekly), Camp (Walter Camp), CBS (Columbia Broadcasting), CBSS (CBSsports.com), CFN (CollegeFootballNews.com), Church (Churchman's Sports Hall of Fame), Crisler (Fritz Crisler), Coaches (American Football Coaches Association), CP (Central Press), CSN (CollegeSportsNews.com), DBFN (Dick Butkus Football Network), ESPN (ESPN.com), FB News (Football News), FD (Football Digest), FM (Fox Movietone), FWAA-Look (Football Writers of America Association), Grange (Red Grange) GG (Gridiron Gazette), H (Houlgate), Hunt (Hunt Poll), IIAA (Independent Insurance Agents of America Senior All-America Team), INS (International News Service), KS (Kappa Sigma), MN (Movietone News), NBC (National Broadcasting), NCN (The National College Newspaper), NEA (Newspaper Enterprises Association), NFL (NFL Draft Report), PIC (Pic Magazine), PFF (Pro Football Focus), PFW (Pro Football Weekly), Pop (Pop Warner), PS (Phil Steele), QB (Quarterback), Rivals (Rivals.com), SI (Sports Illustrated), SBN (SB Nation), Scout (Scout.com), Smith (Pitts Smith Rating System), SFW (Southern Football Weekly), SN (Sporting News), UP (United Press), UPI (United Press International), W (Williamson)

1936 & 1937
FRANK "BRUISER" KINARD
T • 1935-37
JACKSON, MISS.



Member of College Football Hall of Fame who is considered one of the greatest players in Ole Miss and college football history ... Co-captain in 1937 ... All-America selection in 1936 and 1937 ... All-SEC in 1936 and 1937 ... Consensus All-Time All-America and All-Time All-SEC pick ... Played on

the 1938 Chicago All-Star Team ... Voted to the Southern Living South's Greatest Players Team ... Inducted into the Ole Miss Athletic Hall of Fame in 1986 ... Charter member of the Mississippi Sports Hall of Fame ... Member of the Helms Athletic Foundation Hall of Fame ... Inducted into the National Professional Football Hall of Fame in 1970 ... Five-time All-Pro in nine years of professional football for Brooklyn of the NFL and New York of the AAC ... Later served as offensive line coach from 1948-70 at Ole Miss ... Member of Ole Miss Team of the Century (1893-1992) and Walter Camp All-Century Team.

1938
PARKER HALL
6-1 • 200 • HB • 1936-38
TUNICA, MISS.



All-America halfback in 1938 and a member of the College Football Hall of Fame ... First team All-SEC tailback in 1938 ... Participated in the Chicago All-Star Game in 1939 ... In 1938, led the nation in scoring with 73 points, highest average per rush (6.46), highest

average per kickoff and punt return (18.56), most pass interception yards (128 for 18.29 average), TDs responsible (22, 11 rushing and 11 passing) and all purpose yards per game (129.1) ... Ranked second in the nation with seven interceptions and average gain per play (7.53) ... Stood third in rushing (698 yards) and total offense (1,558 yards) ... Selected in the first round of the 1939 NFL Draft by the Chicago Bears ... Named NFL Player of the Year and Rookie of the Year in 1939 ... An All-Pro selection, he is considered the first NFL player to complete more than 100 passes in a season ... Member of the Mississippi Sports Hall of Fame and the Ole Miss Athletic Hall of Fame.

1947
CHARLIE CONERLY
6-1 • 183 • QB • 1942 • 1946-47
CLARKSDALE, MISS.



Considered one of the greatest players ever at Ole Miss and is a member of the College Football Hall of Fame ... Was a tailback in college, but did the passing ... Earned consensus All-America in 1947 when he led the Rebels to their first SEC title and a victory over

TCU in the Delta Bowl ... Placed fourth in the Heisman Trophy balloting ... Two-time All-SEC performer ... Was Player of the Year in the SEC as well as Back of the Year ... Set numerous records and still ranks 14th in career total offense with 3,076 yards ... Is ranked 14th in career passing with 2,313 yards and 26 TDs ... Compiled an outstanding 14-year NFL career as a quarterback with the New York Giants ... Was NFL "Rookie of the Year" in 1948 ... Led Giants to 1956 NFL Championship ... Twice selected All-Pro ... Inducted into Ole Miss Athletics Hall of Fame in 1987, Mississippi Sports Hall of Fame in 1966, U.S. Marine Corps Sports Hall of Fame in 2010 and New York Giants Ring of Honor in 2010 ... Member of Ole Miss Team of the Century (1893-1992) ... Named an SEC Legend in 1994.


1947 & 1948
BARNEY POOLE
6-3 • 220 • LE • 1942 • 1947-48
GLOSTER, MISS.



A member of the College Football Hall of Fame who is recognized as one of the greatest ends in SEC and college football history ... Earned All-America honors at both Army and Ole Miss ... Had 70 career pass receptions at Ole Miss for 764 yards and 11 TDs ... Ranked second for most

catches in a season, 52 for 511 yards and eight TDs in 1947 ... Established a record for most receptions in a single game with 13 against Tennessee-Chattanooga in 1947 ... Consensus All-SEC and All-America in 1947 and 1948 ... Participated in the North-South All-Star Game and served as his team's captain in the Chicago All-Star Game ... Played professional football for Dallas, Baltimore and New York ... Member of the Helms Athletic Foundation Hall of Fame, and the Mississippi Sports Hall of Fame ... Selected to the Ole Miss Athletic Hall of Fame in 1987 ... Member of Ole Miss Team of the Century (1893-1992) ... Selected to SEC Players of the Millennium ... Named an SEC Legend in 1995.

1949
JOHN "KAYO" DOTTLLEY
6-0 • 198 • FB • 1947-50
McGEHEE, ARK.



One of the greatest runners in Ole Miss history ... Earned All-America honors in 1949 when he led the nation in rushing and the SEC in scoring ... All-SEC in 1949 and 1950 ... One of only two players to rush for 1,000 yards twice ... First of four individuals to rush

for 1,000 yards in a season ... Had 1,312 yards on 208 carries in 1949 and then rushed for 1,007 on 191 carries in 1950 ... Three of the top five individual game rushing efforts were compiled by Dottley ... Had 235 yards vs. Chattanooga in 1949, 230 yards vs. TCU in 1949, and 216 vs. Mississippi State in 1949 when he carried the football 40 times ... Played in North-South Game, Senior Bowl and Chicago All-Star Game ... Played three years with the Chicago Bears and was a Pro Bowl pick in 1951 ... Inducted into the Mississippi Sports Hall of Fame in 1971 and the Ole Miss Athletic Hall of Fame in 1987 ... Member of Ole Miss Team of the Century (1893-1992) ... Named an SEC Legend in 1995.

1952
KLINE GILBERT
6-2 • 215 • T • 1950-52
HOLLANDALE, MISS.



Co-captain of the 1952 squad ... All-America in 1952 ... First Team All-SEC tackle in 1952 ... Also earned All-South honors ... Participated in the Chicago All-Star Game in 1953 ... Five-year player in the NFL with the Chicago Bears ... Member of the Mississippi Sports Hall of Fame and Ole Miss Athletic Hall of Fame.

1952
JIMMY LEAR
5-11 • 172 • QB • 1950-52
GREENWOOD, MISS.



Three-year letterman at quarterback ... 1952 All-American ... Is 19th on the Ole Miss All-Time passing yardage list with 1,773 yards ... Led Ole Miss to its first undefeated season in 1952, which was capped off by a berth in the Sugar Bowl ... Elected Colonel Rebel as a student ... Second team All-

SEC in 1951 and 1952 ... Inducted into Mississippi Sports Hall of Fame in 1991 and Ole Miss Athletic Hall of Fame in 1988 ... Named an SEC Legend in 2009.

1953

CRAWFORD MIMS

5-10 • 195 • RG • 1951-53

CARROLLTON, MISS.



An All-South, All-SEC and consensus All-American guard ... Helped lead Ole Miss to consecutive first place finishes in SEC total offense ... Participated in 1952 squad that was the first Ole Miss team to complete the season with a top-10 ranking ... Awarded the Jacobs

Trophy in 1953, signifying the best blocker in the SEC ... Participated in the Senior Bowl, the Chicago All-Star Game and the North-South Shrine Game where he was named the game's MVP ... Inducted into the Mississippi Sports Hall of Fame in 1995 and the Ole Miss Sports Hall of Fame in 1988.

1954

REX REED BOGGAN

6-4 • 235 • T • 1949-50, 1954

MEMPHIS, TENN.



Outstanding All-America tackle for the Rebs ... Lettered in 1949-50 before he entered the Marines ... While a Marine, played service football and was named All-Service and MVP of his team ... Although drafted by the New York Giants in 1951,


he returned to Ole Miss for the 1954 season ... Helped lead Rebs to 9-1 record and the SEC championship ... Earned All-SEC honors and then played in the Chicago All-Star Game and the Senior Bowl ... Played one year with the New York Giants ... Inducted into the Ole Miss Athletic Hall of Fame in 1988.

1956

PAIGE COTHREN

5-11 • 195 • FB • 1954-56

NATCHEZ, MISS.



As a fullback-kicker, was one of the most versatile players in Ole Miss football history ... Earned All-America honors in 1956 and All-SEC laurels in 1955-56 ... Played on two SEC championship teams ... Won Jacobs Trophy in 1955, symbolizing the best blocker in the SEC ... Led the SEC in scoring

in 1955 with 74 points ... Also won the NCAA kick scoring championship in 1955 with 38 points ... Rushed for 1,390 yards in his Rebel career ... Played for Los Angeles and Philadelphia in the NFL ... Led NFL in field goals in 1958 ... Inducted into Ole Miss Athletic Hall of Fame in 1988.

1957

JACKIE SIMPSON

6-0 • 205 • LG • 1955-57

MEMPHIS, TENN.



Co-captain of the 1957 squad ... Earned All-America recognition in 1957 ... A member of the All-Time Sugar Bowl Team ... Participated in the Senior Bowl and was named the South team's Most Outstanding Lineman ... Played with Denver and Oakland of the AFL and Mon-

treal, Toronto and Winnipeg of the CFL ... AFL and NFL coaching career spanned three decades ... Selected to the Ole Miss Athletic Hall of Fame in 1988.

1959

CHARLIE FLOWERS

6-0 • 198 • FB • 1957-59

MARIANNA, ARK.



Member of the College Football Hall of Fame ... Captain of the 1959 team and helped lead the Rebels to a share of the national championship ... Consensus All-America fullback in 1959 ... First team All-SEC fullback in 1958 ... An Academic All-America selection in

1959 and an Academic All-SEC honoree in 1958-59 ... Finished fifth in the 1959 Heisman Trophy race ... Led the SEC in rushing in 1957 and 1959 and in scoring in 1959 ... Member of the All-Time Sugar Bowl Team for the years 1955-62 ... Shares school record for single-season rushing average (7.4 yards per play) ... Career rushing yardage of 1,730 ranks 10th all-time ... Spent four years in the NFL ... Inducted into the Mississippi Sports Hall of Fame and the Ole Miss Athletic Hall of Fame ... Member of Ole Miss Team of the Century (1893-1992) ... Named an SEC Legend in 1999.

1959

MARVIN TERRELL

6-0 • 210 • G • 1957-59

INDIANOLA, MISS.



One of the finest offensive linemen in Ole Miss history ... A first team All-American in 1959 ... A consensus All-SEC selection in 1959 ... Named the SEC's Lineman of the Year by the Atlanta Constitution ... In his three seasons on the Rebel

squad, the team compiled a 25-4-1 record and participated in two Sugar Bowls and one Gator Bowl ... The 1959 Rebels completed the season ranked second in all the major polls and were arguably the finest team in the country and shared the national championship ... Drafted by the Dallas team of the AFL after a solid performance in the 1960 Senior Bowl and remained with the team after they relocated in Kansas City ... Became a member of the Toronto CFL team in 1964 ... Inducted into the Mississippi Sports Hall of Fame in 2001 and the Ole Miss Athletic Hall of Fame in 1988 ... Member of Ole Miss Team of the Century (1893-1992).

1960

JAKE GIBBS

6-0 • 185 • QB • 1958-60

GRENADA, MISS.



A member of the College Football Hall of Fame who was selected by Sports Illustrated as the eighth-best collegiate quarterback of the modern-day era ... Co-captain of the 1960 team ... Unanimous All-America quarterback in 1960 ... First Team All-SEC in 1959 ...

Led the Rebels to a share of National Championships in 1959 and 1960 as the quarterback ... Finished third in the 1960 Heisman Trophy race ... Voted the SEC Back of the Year and the SEC Player of the Year in 1960 ... Selected the Most Outstanding Player of the 1961 Sugar Bowl after scoring two TDs in the Rebels' victory over Rice ... Led the SEC in passing and total offense in 1959 ... Member of the 1959 SEC "Team of the Decade" ... A member of the Mississippi Sports Hall of Fame and the Ole Miss Athletic Hall of Fame ... Named an SEC Football Legend in 2006 and SEC Baseball Legend in 2014 ... Selected to SEC Players of the Millennium ... Inducted into the Sugar Bowl Hall of Fame in 2021.

1960

JOHNNY BREWER
6-4 • 226 • E • 1959-60
REDWOOD, MISS.



First team All-America in 1960 ... First team All-SEC in 1959 and 1960 ... Also named SEC Most Valuable Offensive Lineman in final two seasons ... Shares the Ole Miss record for most TD receptions in a single game, catching three against Tulane in 1960 ... Participated

in the 1961 Chicago All-Star game, Senior Bowl and Coaches Association All-America Bowl Game Inducted into Ole Miss Athletic Hall of Fame in 1991 and the Mississippi Sports Hall of Fame in 2004.

1961

BILLY RAY ADAMS
6-2 • 210 • FB • 1959-61
COLUMBUS, MISS.



As a senior, earned All-America and All-SEC honors ... Also received an invitation to the 1962 Senior Bowl ... Led the Rebels in rushing yardage and scoring, finishing second in SEC productivity and leading in total TDs with 10 ... Inducted in Mississippi Sports Hall of Fame in 1987 and the Ole Miss Athletic

Hall of Fame in 1990 ... Named an SEC Legend in 2003.

1961 & 1962

JIM DUNAWAY
6-4 • 260 • OL • 1960-62
COLUMBIA, MISS.



Helped lead the Rebels to a share of 1960 and 1962 national championships as well as a pair of SEC titles ... Earned All-America honors in 1961 and again in 1962 ... Was All-SEC final two years ... Played in Senior Bowl, Chicago All-Star Game, and Coaches All-America Bowl ... Had an outstanding

10-year pro career with the Buffalo Bills and Miami Dolphins ... Chosen All-Pro in 1966 and 1968 ... Selected to Ole Miss Athletic Hall of Fame in 1990 ... Member of Ole Miss Team of the Century (1893-1992).

1961

TREVA "BOOKIE" BOLIN
6-3 • 222 • G • 1960-61
OKOLONA, MISS.




Excelled as an offensive guard and helped lead the Rebels to the 1960 national championship ... Earned first team All-America honors in 1961 and second team in 1960 ... Selected Academic All-SEC in 1960 ... Played six years with the New York Giants and two

years with Minnesota ... Inducted into the Ole Miss Athletic Hall of Fame in 1992.

1961

DOUG ELMORE
6-0 • 187 • QB • 1959-61
REFORM, ALA.



First team All-America selection in 1961 when he was a tri-captain of the Rebels ... Second team All-SEC quarterback in 1961 ... Played in the Coaches Association All-America Bowl in 1962 ... Academic All-America and Academic All-SEC in 1961 ... Elected to the Ole Miss Athletic Hall of Fame

in 1990 ... Played one season in the NFL with Washington and one in the CFL with Calgary.

1962

GLYNN GRIFFING
6-1 • 200 • QB • 1960-62
CULKIN, MISS.



Co-captain of the 1962 squad that won a share of the national championship ... First team All-America and All-SEC QB in 1962 ... Completed 127 of 235 passes for 1,757 yards and 23 TDs during his career ... Was 72 of 122 for 882 yards and 11 TDs as a senior ... Played in the Chicago All-

Star Game and the Coaches Association All-America Bowl in 1963 ... Earned MVP honors for the 1963 Senior Bowl ... Also a member of 1960 team which shared the National Championship ... Named the Atlanta TD Club's SEC Back of the Year in 1962 ... Owns school record for total offense season average (8.1 yards per play in 1961) ... Racked up 257 total yards in the 1963 Sugar Bowl and 208 in the 1962 Cotton Bowl ... Inducted into the Mississippi Sports Hall of Fame in 2002 and the Ole Miss Athletic Hall of Fame in 1989 ... Named an SEC Legend in 2012.

1963

KENNY DILL
6-4 • 215 • C-LB • 1961-63
WEST POINT, MISS.



Earned first team All-America and All-SEC honors in 1963 when Ole Miss won the SEC title ... Co-captain of 1963 squad ... During his three years, Ole Miss went 25-1-2, claiming two league crowns and three Top 10 rankings ... Selected Most Outstanding

Lineman in the SEC ... Inducted into the Ole Miss Athletic Hall of Fame in 1989 ... Member of the Ole Miss Team of the Century (1893-1992).

1963

WHALEY HALL
6-3 • 230 • T • 1961-63
TRUSSVILLE, ALA.



Co-captain in 1963 ... First team All-SEC tackle in 1963 ... Played in the Senior Bowl and the Coaches Association All-America Bowl in 1964 ... Named the Birmingham TD Club's SEC Outstanding Lineman in 1963 ... Was a member of 1962 undefeated Ole Miss

team which shared the national championship ... Inducted into the Ole Miss Athletic Hall of Fame in 1995.

1964

ALLEN BROWN
6-4 • 225 • E • 1962-64
NATCHEZ, MISS.



Co-captain on the 1964 team ... First team All-America in 1964 ... First team All-SEC in 1963 and 1964 ... Helped lead Rebels to a 22-6-3 regular season mark in his tenure with two Sugar Bowl and one Bluebonnet Bowl appearances ... Helped Rebels earn a share of the National Championship

in 1962 ... Participated in the 1964 Blue-Gray Game and the 1965 Chicago All-Star game and Senior Bowl ... Inducted into the Ole Miss Athletic Hall of Fame in 1989 and the Mississippi Sports Hall of Fame in 2010 ... Played for Vince Lombardi's Green Bay Packers in 1966-67, winning Super Bowls I & II ... Named an SEC Legend in 2004.


1965
STAN HINDMAN
 6-3 • 230 • C-G • 1963-65
 NEWTON, MISS.



Co-captain in 1965 when he earned first team All-American honors ... Three-time first team All-SEC selection ... Played on three bowl teams, including SEC Champion 1963 squad that went to Sugar Bowl ... Sophomore All-SEC in 1963 ... Academic All-SEC in 1965 ...

... Played in the Coaches Association All-American Bowl Game in 1965 ... Participated in the 1966 Senior Bowl ... Inducted into the Mississippi Sports Hall of Fame in 1988 and the Ole Miss Athletic Hall of Fame in 1992 ... Member of Ole Miss Team of the Century (1893-1992) ... Named to the 1960s All-SEC team.

1965
BILL CLAY
 6-0 • 192 • WB-DHB • 1963-65
 JACKSON, MISS.



Although he missed four games with an injury his senior year, Bill was still selected to the 1965 defensive All-America squad as a safety ... The injury cost him All-SEC honors, but was still named to the All-America team ... Played in the 1965 Coaches Association All-America Bowl, 1965 North-

South Game, and 1966 Senior Bowl ... Had an interception in Senior Bowl and North-South Game ... His 39-yard TD interception lifted the South to a 21-14 win ... Played one year with the Washington Redskins ... Inducted into the Ole Miss Sports Hall of Fame in 1996.

1966 & 1967
JIM URBANEK
 6-4 • 240 • RT • 1965-67
 OXFORD, MISS.



Received first team All-American status in 1966 and 1967 ... Was selected first team All-SEC in 1965, 1966 and 1967 ... As a sophomore, he had 114 tackles, including 80 solo stops, which both set Rebel records, as did his 21-tackle effort against Florida ... Named to the Sophomore All-South-

eastern team in 1965 ... Voted Southeastern Lineman of the Week for his 1966 performance against Houston ... Played in the 1968 Hula Bowl ... Played professionally for one season with the Miami Dolphins ... Inducted into the Ole Miss Athletics Hall of Fame in 2002.

1969 & 1970
ARCHIE MANNING
 6-3 • 198 • QB • 1968-70
 DREW, MISS.



Member of the College Football Hall of Fame who is considered one of the greatest quarterbacks in Ole Miss and SEC history ... Ended his career with 5,576 yards of total offense, accounting for a school-record 56 TDs ... Still holds several school records, with a number

of his previous records having been broken by his son, Eli ... Co-captain of the 1970 Sugar Bowl champions ... His No. 18 was the first Ole Miss jersey to be retired in 1986 ... Earned All-America and All-SEC honors in both 1969 and 1970 ... Finished fourth in balloting for the Heisman Trophy in 1969, and third in 1970 ... Named National Back of the Year in 1969 ... Held the SEC record for most total offense in one game, 540 yards against Alabama in 1969, until 2012 ... Was No. 2 overall pick by New Orleans in 1971 NFL Draft ... Went on to have an outstanding 14-year pro career with New Orleans, Houston and Minnesota ... Member of Ole Miss Team of the Century (1893-1992) and SEC All-Century Team ... Named an SEC Legend in 1998 ... Member of the Mississippi Sports Hall of Fame, Ole Miss Sports Hall of Fame and National Quarterback Club Hall of Fame ... Named an All-Time All-American and received the Davey O'Brien Legends Award ... Member of the Louisiana Superdome Wall of Fame and New Orleans Saints Ring of Honor.

1969
GLENN CANNON
 6-2 • 182 • S • 1967-69
 GULFPORT, MISS.



Co-captain of the 1969 Rebels ... Selected as an All-American in 1969 ... Also earned All-SEC honors in 1968 and 1969 ... Helped Ole Miss beat Arkansas, 27-22, in the 1970 Sugar Bowl when his hit on Chuck Dicus forced a fumble, which he recovered to seal the win ...

Also intercepted a pass in the end zone against Arkansas ... Shares the Ole Miss record for most passes intercepted in a game, three against LSU in 1968 ... Had five interceptions in 1967, seven in 1968 and seven more in 1969 ... Ranks second in Ole Miss history for most career pass interceptions with 19, only one shy of Bobby Wilson's 20 ... Member of Ole Miss Team of the Century (1893-1992).

1973
HARRY HARRISON
 6-1 • 182 • S • 1971-73
 BAY SPRINGS, MISS.



Earned three letters during his career at Ole Miss and was a two year starter at safety ... Also played wide receiver ... Voted All-America defensive back in 1973 by the Newspaper Enterprise Association ... Also selected to Pi Kappa Alpha Fraternity All-America team in 1973 ... Second team

Associated Press All-SEC safety in 1973 ... An Academic All-SEC honoree in 1973 and a preseason All-SEC pick of The Birmingham News ... Led the SEC in interceptions with nine in 1972, which also ranked second in the nation and was the second highest single season total in Ole Miss history, one shy of Bobby Wilson's record of 10 ... Had 82 tackles his junior season ... Third leading tackler on team in 1973 with 91 and also had six pass interceptions ... Owns the school's third highest career interception mark with 16, ranking behind Bobby Wilson's 20 and Glenn Cannon's 19 ... Had 181 career tackles, including 116 solo hits, and broke up 15 passes ... Also recovered one fumble ... Signed NFL contract with the New Orleans Saints ... Inducted into the Ole Miss Athletic Hall of Fame in 1994.

1975
BEN WILLIAMS
 6-3 • 253 • DT • 1972-75
 YAZOO CITY, MISS.



Co-captain on the 1975 team ... Voted a first team All-American in 1975 ... A consensus first team All-SEC member in 1974 and 1975 ... Had 377 career tackles ... Led Rebels in tackles as a senior with 116 ... Recorded a team best 96 tackles as a junior and had 111 in 1973 when he was a

sophomore ... His 18 QB sacks in 1973 is a Rebel record ... Participated in the 1976 Senior Bowl, 1976 Coaches Association All-America Bowl, and 1975 East-West Game ... Voted the National Lineman of the Week and Southeastern Lineman of the Week for his 1973 performance against Villanova ... Three times selected as the Southeastern Defensive Player of the Week ... Played professionally with the Buffalo Bills from 1976 to 1985 ... Inducted into the Mississippi Sports Hall of Fame in 1997 and the Ole Miss Sports Hall of Fame in 1993 ... Member of Ole Miss Team of the Century (1893-1992) ... Selected an SEC Legend in 2002 ... The Manning Center's Williams-Reed Football Foyer is named in his honor ... Had his No. 74 jersey number retired on Nov. 24, 2022.

1979
JIM MILLER
 5-11 • 182 • P • 1976-79
 RIPLEY, MISS.



Consensus All-American in 1979 ... All-SEC honoree 1977-79 ... Averaged 43.4 yards on 266 career punts, fourth best in Ole Miss history ... Tied for most punts in a game with 12, set in 1978 ... In one game, averaged 51.7 yards per punt in six attempts, which is top-10 in Rebel history ... Is the all-time

leader in most punts with 266 ... Finished No. 1 in the nation in 1977 in punting, averaging 45.9 yards ... Member of Ole Miss Team of the Century (1893-1992) ... Member of Ole Miss Sports Hall of Fame.

1984
FREDDIE JOE NUNN
 6-5 • 227 • DE • 1981-84
 NANIH WAIYA, MISS.



Co-captain of the 1984 Rebel squad ... First team All-American in 1984 ... Led Rebel defense with 123 tackles (53 solo) and six QB sacks ... Finished with 301 career tackles at Ole Miss ... First-team All-SEC in both 1983 and 1984 ... Played in the '84 Senior Bowl and Hula Bowl ... Received SEC

Player of the Week award twice in 1984 for his performance against Memphis State and Arkansas ... Selected in first round of 1985 NFL Draft by the St. Louis Cardinals ... Made All-Rookie team in 1985 ... Member of Ole Miss Team of the Century (1893-1992) ... Named to the 1980s All-SEC team.

1985 & 1986
BILL SMITH
 6-3 • 217 • P-K • 1983-86
 LITTLE ROCK, ARK.



One of the top punters of the modern era ... Still holds several NCAA records ... Averaged 44.3 yards on 254 career punts ... His 92-yard punt against Southern Mississippi in 1984 is the longest in Ole Miss history ... Earned All-America honors in 1985 and 1986 ... Selected to the All-SEC teams

in 1984, 1985 and 1986 ... Participated in the 1986 Senior Bowl and the 1986 Blue-Gray Game ... Named to the 1980s All-SEC team ... Ole Miss Sports Hall of Fame Class of 2016.

1988
WESLEY WALLS
 6-5 • 250 • LB-TE • 1985-88
 PONTOTOC, MISS.



Enshrined in the College Football Hall of Fame in 2014 ... Made first team All-America and All-SEC in his only year as a tight end, 1988, when he caught 36 passes for 426 yards and three TDs ... Had seven catches for 79 yards in 1988 upset of Alabama ... Co-captain of the 1988 team

... Had 106 career tackles before being switched to tight end ... Selected to play in both the 1988 Senior Bowl and East-West Game ... Participated in the 1988 Blue-Gray Game ... A first team Academic All-American in 1988 ... Academic All-SEC for three seasons (1986-87-88) ... Clower-Walters Scholarship Award recipient in the spring of 1989 ... Drafted in 1989 by the San Francisco 49ers and played five years for them ... Later played with the New Orleans Saints, Carolina Panthers and Green Bay Packers ... Three-time All-Pro and five-time Pro Bowl performer ... Named an SEC Legend in 2007 ... 1980s All-SEC team ... Inducted into the Ole Miss Sports Hall of Fame in 2005 and the Mississippi Sports Hall of Fame in 2016.


1991 & 1992
EVERETT LINDSAY
 6-5 • 290 • OT-OG • 1989-92
 RALEIGH, N.C.



A three-year starter who was selected first team All-America in 1991 and consensus All-America in 1992 ... Chosen All-SEC in 1991 and 1992 ... As a freshman, he was named to the SEC Freshman team ... Walked on at Ole Miss and became one of the nation's

top linemen ... Enjoyed 11-year career in the NFL, playing for Minnesota, Baltimore and Cleveland ... Member of Ole Miss Team of the Century (1893-1992) and Ole Miss Sports Hall of Fame ... Named an SEC Legend in 2010.


1996
KRIS MANGUM
 6-5 • 245 • TE • 1994-96
 MAGEE, MISS.



First team All-America selection in 1996 ... Also earned first team All-SEC honors two years ... During his three years with the Rebels, caught 74 passes for 729 yards and four touchdowns, averaging 9.9 yards per reception ... Ended career ranked second among Ole Miss tight ends in receiving, trailing

only Jim Poole's 94 receptions (1969-71) ... His 729 yards career receiving ranks third best in Ole Miss history for tight ends ... Started 31 of 33 games after transferring from Alabama ... Played in East-West Shrine Game and Blue-Gray Classic ... Played with the Carolina Panthers from 1997-2006 ... Selected to Ole Miss Athletics Hall of Fame in 2008 ... 2016 SEC Legend.

1998
RUFUS FRENCH
 6-4 • 245 • TE • 1996-98
 AMORY, MISS.



Earned first team All-America honors from 10 different selection boards as one of the nation's top tight ends in 1998 ... Also earned first team All-SEC honors in 1997 and 1998 ... Was a second team All-America selection in 1997 ... Passed up senior season to enter NFL draft ... Three-year receiving

totals at Ole Miss included 84 receptions for 814 yards and four touchdowns ... Played in 32 games, starting 20.

2000
KEN LUCAS
 6-0 • 201 • DB • 1997-2000
 CLEVELAND, MISS.



First team All-American and first team All-SEC as a senior in 2000 ... Selected to play in the 2001 Senior Bowl ... Led the nation and established an Ole Miss single-season record with 30 passes defended in 2000 ... Led the Rebels in interceptions with five, tying for third in the SEC and 19th nationally ...

Anchored an Ole Miss secondary that ranked first in the SEC and ninth nationally in pass efficiency defense (96.2) ... Selected in second round of 2001 NFL Draft by the Seattle Seahawks as the 40th overall pick ... Played five years with the Seahawks and four years with the Carolina

2001

TERRENCE METCALF

6-4 • 315 • OL • 1997, 1999-2001

CLARKSDALE, MISS.



Panthers ... Ole Miss Sports Hall of Fame Class of 2014. Earned first team All-America honors during 2001 senior season from four different rating systems, second team All-America by two and third team All-America honors by one ... Also rated first team All-SEC honors ... Participated in the

2002 Senior Bowl ... Selected as the SEC's Most Valuable Lineman ... Received the Clower-Walters Scholarship Award, Birmingham Alumni Club's "Leadership Award" and All-America Football Foundation Red Blaik Outstanding Leadership Award ... Drafted in the third round by Chicago Bears and was with the organization from 2002-08 ... Signed by the New Orleans Saints in 2010.

2003

ELI MANNING

6-5 • 218 • QB • 2000-03

NEW ORLEANS, LA.



Earned first team All-America honors in 2003 and was the No. 1 overall pick in the 2004 NFL Draft by San Diego, before being traded to the New York Giants ... Won the 2003 Maxwell Award as the nation's top college player and the Johnny Unitas Award as the top senior

quarterback ... Received the NCAA Today Top VIII Award and Socrates Award ... Earned Academic All-America honors and was selected to the AFCA Good Works Team ... Finished third in the 2003 Heisman Trophy balloting ... Set or tied 47 Ole Miss single-game, season and career records ... Finished career with a school-record 10,119 career passing yards, which also ranked fifth on the SEC's career list ... A two-time Super Bowl MVP as quarterback of the Giants, just the fifth player in NFL history to earn MVP honors multiple times ... Led the Giants to a 21-17 win over the New England Patriots in Super Bowl XLVI and a 17-14 victory over the previously unbeaten Patriots in Super Bowl XLII ... A three-time Pro Bowl selection ... Member of the Ole Miss Student Hall of Fame ... Had his No. 10 jersey number retired on Oct. 23, 2021.

2003

JONATHAN NICHOLS

6-0 • 180 • PK • 2001-04

GREENWOOD, MISS.



Earned first team All-America honors in 2003 when he won the Lou Groza Award for the nation's top place kicker ... Also earned first team All-SEC honors ... Set 15 school records ... Ole Miss' all-time leading scorer with 344 career points ... The

344 points ranked sixth on the SEC's career scoring list ... Finished his career with a streak of 117 consecutive PATs made, which ranked as the nation's longest active streak and was the fifth longest in SEC history ... Ole Miss' career leader in field goals made (63) ... Ranked first on the school's career list for PATs made (155) and PATs attempted (157).

2005 & 2006

PATRICK WILLIS

6-2 • 230 • LB • 2003-06

BRUCETON, TENN.



One of the nation's top linebackers when he earned first team All-America honors in 2005 and then became a consensus All-America selection as a senior in 2006 ... Selected to the most first team All-America squads (13) ever by a Rebel player ... Received the Butkus Award and Lambert Award as


the nation's top linebacker in 2006 and was a finalist for the Bronko Nagurski Award and a semifinalist for the Rotary Lombardi Award and the Lott Trophy ... Earned first team All-SEC as well as SEC Defensive Player of the Year honors for the 2005 and 2006 seasons ... Led the nation in solo tackles (9.0) in 2005 and ranked sixth in the nation in total tackles (12.8) ... As a senior in 2006, led the SEC in tackles (11.4), which also ranked sixth in the NCAA, and ranked third in the nation in solo tackles (7.25) ... Was named the South Team Defensive MVP at the 2007 Senior Bowl ... Received the 2006 Chucky Mullins Courage Award and also received the Cellular South Conerly Trophy as Mississippi's top collegiate player of 2006 ... Selected in the first round (11th overall pick) of the 2007 NFL Draft by the San Francisco 49ers ... 2007 Associated Press NFL Defensive Rookie of the Year ... Became the first player in franchise history to be selected as an All-Pro in each of his first six seasons ... Seven-time Pro Bowl selection ... Led the NFL in tackles in 2007 and 2009 ... Named to the Athlon and SI.com SEC All-Decade teams for 2000-09 and Athlon's All-BCS Era team for 1998-2014 ... Inducted into the Ole Miss Sports Hall of Fame in 2015 and the College Football Hall of Fame in 2019.

2008

PERIA JERRY

6-2 • 290 • DT • 2005-08

BATESVILLE, MISS.



Named first team All-America in 2008 by the Associated Press and ESPN and second team by CollegeFootballNews.com and Rivals.com ... A consensus first team All-SEC selection ... Earned a school-record four SEC weekly awards ... Finished the season first in the SEC in

TFLs (18.0), fifth in QB sacks (7.0) and tied for sixth in forced fumbles (2) ... Also tied for 11th in the nation in TFLs ... Helped the Rebel defense rank No. 2 in SEC and No. 4 in the nation in rush defense (85.5 ypg) and tie for first in the NCAA in TFLs (8.62 pg) ... One of three finalists for the Conerly Trophy, given to Mississippi's top collegiate player each year ... Played in 12 games and started the last 11 ... Served as team captain ... Received the 2008 Most Dedicated Player Award from the Ole Miss Alumni Association ... Selected in the first round (24th overall pick) of the 2009 NFL Draft by the Atlanta Falcons.

2008

MICHAEL OHER

6-5 • 318 • OL • 2005-08

MEMPHIS, TENN.



Started 47 consecutive games over his career ... A consensus first team All-America and All-SEC selection as a senior ... Earned the Jacobs Blocking Trophy as the SEC's best blocker from the league's coaches his final season ... Received the Shug Jordan Award

as the Southeast Offensive Lineman of the Year from The Touchdown Club of Atlanta ... One of three finalists for the Outland Trophy ... One of three finalists for the Conerly Trophy ... One of 12 semifinalists for the Rotary Lombardi Award ... Earned fourth team All-America and first team All-SEC honors as a junior in 2007 ... As a blocker, helped running back BenJarvus Green-Ellis top the 1,000-yard rushing mark in consecutive seasons ... Selected in the first round (23rd overall pick) of the 2009 NFL Draft by the Baltimore Ravens ... The Ravens defeated the San Francisco 49ers 34-31 in Super Bowl XLVII ... Subject of a national best-selling book and major motion picture, The Blind Side.

2009

JOHN JERRY

6-6 • 335 • OL • 2006-09
BATESVILLE, MISS.



Chosen first team All-America by the All-American Football Foundation ... Two-time All-SEC honoree (2008 and 2009) ... Blocked for three 1,000-yard rushers (BenJarvus Green Ellis in 2006 and 2007; Dexter McCluster in 2009) ... Played in 49 games over his four seasons, starting 46 ... As a senior named All-SEC first team by AP, SEC Coaches, Rivals and CollegeFootballNews.com and second team by Phil Steele ... Helped the Rebel offense rank second in the SEC and 14th in the nation in fewest sacks allowed (17) ... Helped Dexter McCluster post the second-highest rushing total in school history with 1,169 yards ... Served as team captain ... Selected in the third round of the 2010 NFL Draft by the Miami Dolphins with the No. 73 overall pick.

As a senior named All-SEC first team by AP, SEC Coaches, Rivals and CollegeFootballNews.com and second team by Phil Steele ... Helped the Rebel offense rank second in the SEC and 14th in the nation in fewest sacks allowed (17) ... Helped Dexter McCluster post the second-highest rushing total in school history with 1,169 yards ... Served as team captain ... Selected in the third round of the 2010 NFL Draft by the Miami Dolphins with the No. 73 overall pick.

2009

DEXTER McCLUSTER

5-9 • 170 • RB-WR • 2006-09
LARGO, FLA.



One of the best all-purpose players in Ole Miss history ... Chosen first team All-America by the All-American Football Foundation (all-purpose player) ... Finished No. 2 on the Ole Miss career all-purpose yardage list with 4,089, behind only Deuce McAllister's 4,889 (1997-2000) ... Ranks ninth among the all-time Rebel rushers with 1,955 yards ... Became just the second back-to-back offensive MVP in the 74-year history of the Cotton Bowl Classic, joining SMU's Doak Walker in 1948-49 ... Two-time All-SEC honoree as an all-purpose player ... Also earned All-SEC accolades as both a wide receiver (2008, 2009) and running back (2009) ... Received the National Running Back Trophy from the College Football Performance Awards ... As a senior named first team All-SEC as an all-purpose player (AP), second team as a running back (AP, SEC Coaches, Rivals) and second team as a wide receiver (Phil Steele) ... First player in SEC history with 1,000 rushing yards (1,169) and 500 receiving yards (520) in the same season ... Selected in the second round of the 2010 NFL Draft by the Kansas City Chiefs with the No. 36 overall pick ... Made the Pro Bowl in 2013 ... Signed a free agent deal with the Tennessee Titans in the 2013 offseason ... Named to Athlon's SEC All-Decade team for 2000-09.

As a senior named first team All-SEC as an all-purpose player (AP), second team as a running back (AP, SEC Coaches, Rivals) and second team as a wide receiver (Phil Steele) ... First player in SEC history with 1,000 rushing yards (1,169) and 500 receiving yards (520) in the same season ... Selected in the second round of the 2010 NFL Draft by the Kansas City Chiefs with the No. 36 overall pick ... Made the Pro Bowl in 2013 ... Signed a free agent deal with the Tennessee Titans in the 2013 offseason ... Named to Athlon's SEC All-Decade team for 2000-09.

2013

CODY PREWITT

6-2 • 212 • DB • 2011-14
BAY SPRINGS, MISS.



Selected first team All-America in 2013 by Associated Press, USA Today and Lindy's ... 55th first team All-America selection in school history and the first Rebel safety selected first team since Harry Harrison in 1973 ... Voted to the All-SEC first team in 2013 and 2014 by the Associated Press, league coaches, Sporting News, ESPN.com, Athlon and College Sports Madness ... Jim Thorpe Award Semifinalist in 2013 and 2014 ... Served as a team captain for all 13 games in 2014 ... Played in all 51 games of his Rebel career ... Tied for eighth in school history with 11 career INTs.

Selected first team All-America in 2013 by Associated Press, USA Today and Lindy's ... 55th first team All-America selection in school history and the first Rebel safety selected first team since Harry Harrison in 1973 ... Voted to the All-SEC first team in 2013 and 2014 by the Associated Press, league coaches, Sporting News, ESPN.com, Athlon and College Sports Madness ... Jim Thorpe Award Semifinalist in 2013 and 2014 ... Served as a team captain for all 13 games in 2014 ... Played in all 51 games of his Rebel career ... Tied for eighth in school history with 11 career INTs.

2014

SENQUEZ GOLSON

5-9 • 176 • CB • 2011-14
PASCAGOULA, MISS.



A consensus first team All-American ... First unanimous choice since offensive tackle Michael Oher in 2008 ... 56th first team All-American in school history and first cornerback since Ken Lucas in 2000 ... Finalist for the Bronko Nagurski Trophy, awarded to the national defensive player of the year ... SEC Defensive Player of the Year (Scout.com, College Sports Madness) ... First Team All-SEC selection ... Finished second nationally with a school record-tying 10 interceptions ... Finished the 2014 season with a nation-best 16 career interceptions ... Selected in the second round (56th overall selection) of the 2015 NFL Draft by the Pittsburgh Steelers.

A consensus first team All-American ... First unanimous choice since offensive tackle Michael Oher in 2008 ... 56th first team All-American in school history and first cornerback since Ken Lucas in 2000 ... Finalist for the Bronko Nagurski Trophy, awarded to the national defensive player of the year ... SEC Defensive Player of the Year (Scout.com, College Sports Madness) ... First Team All-SEC selection ... Finished second nationally with a school record-tying 10 interceptions ... Finished the 2014 season with a nation-best 16 career interceptions ... Selected in the second round (56th overall selection) of the 2015 NFL Draft by the Pittsburgh Steelers.

2015

ROBERT NKEMDICHE

6-4 • 296 • DT • 2013-15
LOGANVILLE, GA.



Two-time All-American, including a first-teamer by Scout.com in 2015 ... Two-time first team All-SEC selection ... First Ole Miss defensive lineman to be named a finalist for the Hornung Award ... Started 34 of 35 games in his Ole Miss career ... Totaled 98 tackles, 19.0 tackles for loss and 7.0 sacks ... Scored three offensive touchdowns (two rushing, one receiving) as a junior in 2015 ... Selected in the first round of the 2016 NFL Draft by the Arizona Cardinals with the 29th pick ... First Ole Miss defensive lineman to be drafted since 2011.

Two-time All-American, including a first-teamer by Scout.com in 2015 ... Two-time first team All-SEC selection ... First Ole Miss defensive lineman to be named a finalist for the Hornung Award ... Started 34 of 35 games in his Ole Miss career ... Totaled 98 tackles, 19.0 tackles for loss and 7.0 sacks ... Scored three offensive touchdowns (two rushing, one receiving) as a junior in 2015 ... Selected in the first round of the 2016 NFL Draft by the Arizona Cardinals with the 29th pick ... First Ole Miss defensive lineman to be drafted since 2011.

2016

EVAN ENGRAM

6-3 • 235 • TE • 2013-16
POWDER SPRINGS, GA.



A consensus first team All-American ... All-time Ole Miss leader in receptions (162), receiving yards (2,320) and TD catches (15) by a tight end ... First player in school history to earn All-SEC honors four times ... Winner of the Ozzie Newsome Award (college football's best tight end), Pop Warner College Football Award (senior who has made the biggest difference on the field, in the classroom and in his community) and the C Spire Conerly Trophy ... Ended his career as nation's leader among active TEs in career receiving yards ... Among all Rebels, ranks fourth in career receptions, fifth in receiving yards and tied for sixth in TD catches ... Four-year starter ... Two-year team captain ... Started 42 of 45 games played in his Rebel career ... Selected in the first round of the 2017 NFL Draft by the New York Giants with the 23rd pick ... First Rebel tight end to be drafted since 1997.

A consensus first team All-American ... All-time Ole Miss leader in receptions (162), receiving yards (2,320) and TD catches (15) by a tight end ... First player in school history to earn All-SEC honors four times ... Winner of the Ozzie Newsome Award (college football's best tight end), Pop Warner College Football Award (senior who has made the biggest difference on the field, in the classroom and in his community) and the C Spire Conerly Trophy ... Ended his career as nation's leader among active TEs in career receiving yards ... Among all Rebels, ranks fourth in career receptions, fifth in receiving yards and tied for sixth in TD catches ... Four-year starter ... Two-year team captain ... Started 42 of 45 games played in his Rebel career ... Selected in the first round of the 2017 NFL Draft by the New York Giants with the 23rd pick ... First Rebel tight end to be drafted since 1997.

2020

ELIJAH MOORE

5-9 • 185 • WR • 2018-20
FORT LAUDERDALE, FLA.



Earned first team consensus All-America accolades (Walter Camp, AFCA, Associated Press, Sporting News) after historic and shortened 2020 junior season ... Played in and started eight games at wide receiver before elected to forgo the remaining games of his Rebel football career in order to begin preparation for the 2021 NFL Draft ... Hauled in a school record 86 receptions for 1,193 yards and eight touchdowns during his last season in a Rebel uniform ... Led the country in receiving yards per game (149.1) and receptions per game (10.8) ... His 1,193 receiving yards were the most ever by an SEC player through the first eight games of the season ... Receiving yardage ranked third on Ole Miss' single-season record books ... Moore was just 127 yards shy of A.J. Brown's 2018 mark of 1,320 yards, which was set over a span of 12 games, four less than Moore ... Finished No. 18 nationally with eight receiving touchdowns and No. 12 in all-purpose yards (158.3 ypg) ... In the Ole Miss career record book, Moore finished tied for third in receptions (189), No. 4 in receiving yardage (2,441) and No. 6 in receiving touchdowns (16) ... He's the only Rebel in school history to surpass the 200-yard receiving mark three times in a career, all of which came in 2020 ... Drafted in the second round of the 2021 NFL Draft by the New York Jets.

Earned first team consensus All-America accolades (Walter Camp, AFCA, Associated Press, Sporting News) after historic and shortened 2020 junior season ... Played in and started eight games at wide receiver before elected to forgo the remaining games of his Rebel football career in order to begin preparation for the 2021 NFL Draft ... Hauled in a school record 86 receptions for 1,193 yards and eight touchdowns during his last season in a Rebel uniform ... Led the country in receiving yards per game (149.1) and receptions per game (10.8) ... His 1,193 receiving yards were the most ever by an SEC player through the first eight games of the season ... Receiving yardage ranked third on Ole Miss' single-season record books ... Moore was just 127 yards shy of A.J. Brown's 2018 mark of 1,320 yards, which was set over a span of 12 games, four less than Moore ... Finished No. 18 nationally with eight receiving touchdowns and No. 12 in all-purpose yards (158.3 ypg) ... In the Ole Miss career record book, Moore finished tied for third in receptions (189), No. 4 in receiving yardage (2,441) and No. 6 in receiving touchdowns (16) ... He's the only Rebel in school history to surpass the 200-yard receiving mark three times in a career, all of which came in 2020 ... Drafted in the second round of the 2021 NFL Draft by the New York Jets.

ALL-SEC

| | <u>Year</u> | <u>First Team</u> | <u>Second Team</u> | <u>Third Team</u> | | <u>Year</u> | <u>First Team</u> | <u>Second Team</u> | <u>Third Team</u> |
|----------------------|-------------|--------------------|--------------------|-------------------|-------------------------|-------------|-------------------------------|--------------------|-------------------|
| Billy Ray Adams, FB | 1961 | AP, UPI | | | Tony Conner, S | 2014 | | AP | CSM |
| Elmer Allen, DT | 1971 | AP | | | Jonathan Cornelli, LB | 2010 | | PS | |
| Buddy Alliston, G | 1955 | | AP, INS | UPI | Matt Corral, QB | 2020 | | | PFF |
| J.R. Ambrose, WR | 1985 | | AP | | | 2021 | | C, AP, PS, PFF | |
| | 1986 | | AP | | Paige Cothren, FB | 1955 | AP, INS | | UPI |
| | 1987 | | AP | | | 1956 | AP, UPI | | |
| James Anderson, FB | 1960 | | AP, BN | UPI | Chris Cottam, OG | 1980 | | AP | |
| Tyjl Armstrong, TE | 1991 | AP, BN, TBS | | | Jimmy Crawford, G | 1948 | AP, UPI | | |
| Winky Autrey, C | 1939 | | | AP | | 1949 | UPI, INS-D | AP | |
| John Avery, KR/RB | 1996 | BN | AP | | Doug Cunningham, TB | 1966 | AP | | |
| | 1997 | | AP, C | | Carlos Davis, KR | 2016 | | PFF | Athlon |
| Randy Baldwin, RB | 1990 | AP, UPI, C, BN, FN | | | Eagle Day, QB | 1954 | UPI | AP | |
| | | UPI, C | AP | | | 1955 | UPI, INS | | AP |
| Tony Bennett, OLB | 1989 | | AP | | Mike Dennis, TB | 1964 | AP-O | UPI | |
| Bob Benton, T | 1960 | | AP | UPI | | 1965 | AP, UPI-O | | |
| Les Binkley, K | 1999 | | AP | | Dave Dickerson, E | 1954 | | | UPI |
| Rex Reed Boggan, T | 1954 | AP | UPI | | Don Dickson, G-T | 1962 | AP | UPI | |
| Brandon Bolden, RB | 2010 | | | PS | Kenny Dill, C | 1963 | AP | UPI | |
| Bookie Bolin, G | 1961 | | UPI | | Johnny Dixon, DB | 1992 | C, FN | | |
| Tim Bowens, DT | 1993 | | AP | | | 1993 | C | AP | |
| Danny Boyd, DB | 1992 | | AP, C | | Paul Dongieux, DB | 1971 | | AP | |
| McKinley Boykin, DL | 2004 | | C | | Dewayne Dotson, LB | 1992 | BN | AP, C | |
| Kimble Bradley, QB | 1938 | | UPI | AP | | 1993 | AP, C | | |
| Art Bressler, G | 1972 | | AP-O | | John (Kayo) Dottley, FB | 1949 | AP, UPI | INS-O | |
| | 1973 | AP, UPI-O | | | | 1950 | AP, UPI, INS | | |
| Billy Brewer, DB | 1959 | | | | Dontario Drummond | 2021 | | PS, PFF | |
| Johnny Brewer, E | 1959 | BN | AP | | Gene Dubuissou, C | 1955 | | AP, INS | UPI |
| | 1960 | AP, UPI, BN | | | Charles Duck, G | 1956 | | | AP, UPI |
| Alundis Brice, DB | 1993 | AP, BN | C | | Jim Dunaway, C | 1961 | AP, UPI | | |
| | 1994 | AP, C, FN, S&S, BN | | | | 1962 | UPI | AP | |
| Fred Brister, LB | 1970 | | AP | | Perry Lee Dunn, QB | 1963 | | AP, UPI | |
| Oscar Britt, G | 1941 | | AP | | Jerrion Ealy, KR | 2019 | Athlon, PFF, PS | C | |
| | 1942 | | | AP, UPI | | 2020 | | AP, C, PFF | PS |
| Nick Broeker, OL | 2021 | | | PS | Doug Elmore, QB | 2021 | | C | PFF |
| | 2022 | | C | | Trae Elston, S | 1961 | | AP, UPI | |
| A.J. Brown, WR | 2017 | AP, C, PS | | | | 2015 | C, ESPN, Athlon, PS | AP | |
| | 2018 | AP, C, ESPN | PFF | | Evan Ingram, TE | 2013 | | AP, CSM | |
| | | Athlon, PS | | | | 2014 | AP, C, ESPN, Athlon, CSM | | |
| Allen Brown, E | 1963 | AP | UPI | | | 2015 | | C, Athlon, PS | |
| | 1964 | AP-O, UPI | | | | 2016 | AP, C, ESPN, CBSS, Scout, SBN | PFF | |
| Chad Brown, DT | 1992 | AP, BN | C | | Bill Erickson, T | 1947 | | AP, UPI | |
| Raymond Brown, QB | 1957 | UPI | AP, INS | | Mike Espy, KR | 2004 | SFS | | |
| Troy Brown, LB | 2022 | | | PFF | Bill Eubanks, E | 1941 | AP | | |
| Serderius Bryant, LB | 2013 | | AP | CSM | Zach Evans, RB | 2022 | | | PFF |
| Doug Buckles, OG | 2003 | CA | | | Julian Fagan, P | 1967 | | AP | |
| | 2004 | | C | | | 1968 | | AP | |
| Derrick Burgess, DE | 2000 | AP, BN, FN | C, R | | Hap Farber, DE | 1969 | AP, UPI | AP | |
| Alan Bush, T | 1967 | | AP-O | | Bill Farris, DE-P | 1975 | | AP | |
| Charlie Cage, DT | 1978 | UPI | | | AJ Finley, DB | 2021 | | AP | PFF |
| Tyler Campbell, P | 2010 | | AP | | | 2022 | | PFF | |
| Glenn Cannon, S | 1968 | AP | | | Mike Fitzsimmons, DT | 1986 | | AP | |
| | 1969 | AP, UPI | | | Charlie Flowers, FB | 1958 | AP | UPI | |
| Kendrick Clancy, DT | 1999 | FN | AP | | | 1959 | AP, UPI, BN | | |
| Ben Claxton, C | 2001 | | AP, C | | Jesse Flowers, T | 1933 | | | AP |
| | 2002 | | AP, C | | John Fourcade, QB | 1979 | | UPI, AP | |
| Devon Coburn, OT | 1997 | | C | | | 1980 | UPI | AP | |
| Dennis Coleman, DE | 1970 | AP, UPI | | | Bobby Franklin, QB | 1958 | | UPI | |
| Kem Coleman, LB | 1976 | | AP | | Floyd Franks, SE | 1969 | | AP | |
| | 1977 | | AP | | | 1970 | | AP | |
| Chris Collins, WR | 2002 | | AP | | Rufus French, TE | 1997 | AP, C, FN | | |
| | 2003 | C, AP, CA, CFN | | | | 1998 | AP, C, FN, BN | | |
| Charlie Conerly, HB | 1946 | UPI | AP | | | | | | |
| | 1947 | AP, UPI | | | | | | | |

ALL-SEC

| | Year | First Team | Second Team | Third Team | | Year | First Team | Second Team | Third Team |
|----------------------|------|-------------------|-------------|------------|-------------------------|------|-------------------|------------------|------------|
| Lee Garner, LB | 1966 | | UPI | | Chad Kelly, QB | 2015 | | C, AP, PS | |
| Jake Gibbs, QB | 1959 | | AP, UPI, BN | | | 2016 | PFF | C, AP | Athlon |
| Kline Gilbert, T | 1960 | AP, UPI, BN | | | Jimmy Keyes, G-LB | 1966 | AP-D | UPI-D | |
| Chauncey Godwin, DB | 1952 | AP-O | UPI | | | 1967 | AP, UPI-D | | |
| Senquez Golson, CB | 1989 | BN | | | Rick Kimbrough, FLK | 1975 | | AP-O | |
| | 2014 | AP, C, ESPN | | | Billy Kinard, HB | 1955 | | | AP, INS |
| | | Athlon, CSM | | | Bruiser Kinard, T | 1936 | AP | | |
| Willie Goodloe, KR | 1985 | SEC | | | | 1937 | AP, UPI | | |
| Jesse Grandy, PR | 2010 | | | PS | Boyd Kitchen, OG | 1997 | | AP | |
| Larry Grantham, E | 1958 | | AP, UPI | | Chet Kozel, T | 1941 | | | AP |
| | 1959 | AP, BN | UPI | | Broc Kreitz, LB | 1997 | | C | |
| Willie Green | 1989 | C, BN | AP | | Jimmy Lear, QB | 1951 | | | AP, UPI |
| Glynn Griffing | 1962 | AP, UPI | | | | 1952 | | UPI | AP-D |
| Joe Gunn, RB | 1999 | FN | AP, C | | Don Leathers, OT | 1972 | AP-O | | |
| | 2001 | | AP, C | | | | | | |
| Louis Guy, WB | 1962 | | | AP, UPI | Kendrick Lewis, S | 2009 | | R | PS |
| Mac Haik, SE | 1967 | | AP-O | | Everett Lindsay, OG-OT | 1991 | FN | AP | |
| Parker Hall, TB | 1938 | AP, UPI | | | | 1992 | AP, C, BN, FN | | |
| Whaley Hall, T | 1963 | AP, UPI | | | Greg Little, OT | 2017 | | AP, C, PS | |
| Clarence Hapes, TB | 1936 | | AP | | | 2018 | AP, C, Athlon, PS | | |
| Merle Hapes, FB | 1940 | SSWA | AP | | Kentrell Lockett, DE | 2009 | | | PS |
| | 1941 | AP | | | DaMarkus Lodge | 2018 | | PS | |
| Ray Hapes, HB | 1935 | | | AP | Harol Lofton, HB | 1953 | | | AP, UPI |
| Greg Hardy, DE | 2007 | C, AP | R, PS | | Billy Lott, RH | 1957 | | | |
| | 2008 | | C | | Ken Lucas, DB | 2000 | BN, C, CFN, | AP | |
| Harry Harrison, S | 1973 | | AP-D | | | | CSSE, FN, R | | |
| James Harvey, OT | 1965 | | AP | | Kris Mangum, TE | 1995 | AP, FN, BN | AP, C | |
| Marquis Haynes, DE | 2015 | | C, AP, PS | | | 1996 | FN | C | |
| | 2016 | | Athlon, PS | | Archie Manning, QB | 1969 | AP, UPI | | |
| | 2017 | | AP, C, PS | | | 1970 | UPI | AP | |
| Homer Hazel, G | 1941 | AP | | | Eli Manning, QB | 2002 | | AP | |
| Malik Heath, WR | 2022 | | | PFF | | 2003 | C, AP, CA, CFN | | |
| Ray Heidel, DB | 1970 | | AP | | | | CTFR, SFS | | |
| Bart Herrington, E | 1933 | | | AP | Mike Marry, LB | 2011 | | | PS |
| Jeff Herrod, LB | 1986 | C | AP | | James Mask, DE | 1952 | INS-D | | AP, UPI |
| | 1987 | | AP | | Harold Maxwell, DE | 1951 | AP-D | | |
| Gene Hickerson, T | 1957 | AP, UPI, INS | | | Jerry May, G | 1952 | | | AP-O |
| Mike Hilton, DB | 2015 | | C, AP, PS | | Deuce McAllister, RB | 1998 | | AP, C | |
| Stan Hindman, G | 1963 | UPI | AP | | | 1999 | AP, C, BN | AP (all-purpose) | |
| | 1964 | | AP, UPI | | | 2000 | AP | C, R | |
| | 1965 | AP, UPI-O | | | Bob McCain, E | 1944 | | | AP |
| Steve Hindman, TB | 1967 | | AP-O | | Worthy McClure, OT | 1970 | AP, UPI-O | | |
| Chuck Hinton, C | 1966 | | AP | | Dexter McCluster, RB-WR | 2008 | | AP | PS |
| Shay Hodge, WR | 2008 | | | PS | | 2009 | AP, PS | AP, C, R | |
| | 2009 | AP, C, R, SN, CFN | PS | | Bobby McCool, FB | 1954 | | | UPI |
| Paul Hofer, FB | 1973 | | AP-O | | Terrence Metcalf, OT | 2000 | BN, C, CFN, | AP | |
| Junie Hovious, TB | 1939 | | AP | | | | CSSE, FN, R | | |
| | 1940 | AP | | | | 2001 | AP, C, FN | | |
| | 1941 | UPI | AP | | Jeff Miller, OT | 1994 | | | C |
| Abdul Jackson, LB | 1993 | | AP, C | | Jim Miller, P | 1977 | UPI | AP | |
| | 1994 | AP, C, FN, | | | | 1978 | AP, UPI | | |
| | | S&S, BN | | | | 1979 | AP, UPI | | |
| Jeremy James, OL | 2021 | | | PFF | Romaro Miller, QB | 2000 | | C | |
| Tommy James, DB | 1967 | | AP-D | | Crawford Mims, G | 1952 | | AP-D, UPI | |
| Skip Jernigan, OG | 1969 | | AP-O | | | 1953 | AP, UPI, INS | | |
| | 1970 | AP, UPI-O | | | Jonathan Mingo, WR | 2022 | | C, PFF | |
| John Jerry, OL | 2008 | | C, PS | | Chris Mitchell, SS | 1990 | AP, FN, BN | | |
| | 2009 | AP, C, R, SN, CFN | PS | | Jesse Mitchell, DT | 2003 | AP, CA | SFS | |
| Peria Jerry, DT | 2007 | | AP, R | | Donte Moncrief, WR | 2012 | | CSM | PS |
| | 2008 | C, PS, AP | | | Tim Montz, PK | 1996 | | C | |
| C.J. Johnson, DE | 2012 | | | CSM | Elijah Moore, WR | 2019 | | | Athlon |
| Lawrence Johnson, DT | 1975 | | AP-D | | | 2020 | AP, C PFF, PS | | |
| Marcus Johnson, OL | 2004 | | AP | | Steven Moore, CB | 1986 | C | | |
| Billy Ray Jones, LG | 1961 | | | AP, UPI | | 1988 | AP | | |
| Benito Jones, DL | 2019 | | C | Athlon, PS | Chuck Morris, TB | 1962 | | | AP |
| Quinshon Judkins, RB | 2022 | AP, C, USA, PFF | | | | | | | |

ALL-SEC

| | Year | First Team | Second Team | Third Team | | Year | First Team | Second Team | Third Team |
|----------------------|------|-----------------------------|--------------|------------|----------------------|------|----------------------------|-------------|------------|
| Buz Morrow, DT | 1969 | | AP-D | | Ralph Smith, E | 1960 | | | AP |
| Charlie Moss, CB | 1976 | | AP | | | 1961 | AP, UPI | | |
| Allen Muirhead, HB | 1954 | | AP, UPI | | Jevan Snead, QB | 2008 | | | PS |
| Reid Neely, OG | 2009 | | | PS | Bradley Sowell, OL | 2010 | | AP | |
| Jonathan Nichols, PK | 2003 | C, AP, CA, CFN CTFP, SFS | | | Armegis Spearman, LB | 1998 | | AP, BN | |
| | 2004 | | C, AP | | | 1999 | | AP | |
| Denzel Nkemdiche, LB | 2012 | | AP, CSM, PS | | Breeland Speaks, DL | 2017 | | AP, PS | |
| | 2013 | | AP | CSM | Chris Spencer, C | 2004 | SFS | | |
| Robert Nkemdiche, DT | 2014 | AP, C, CSM | Athlon | | Tre' Stallings, OL | 2005 | C | | |
| | 2015 | ESPN, Athlon | C, AP, PS | | Jerry Stone, C | 1956 | | | AP |
| Jeff Noblin, SS | 1986 | C | AP | | Bill Stribling, DE | 1950 | AJ | | AP, UPI |
| Freddie Joe Nunn, DE | 1983 | SI | | | Jack Stribling, E | 1949 | UPI, INS | AP | |
| | 1984 | AP, UPI, C | | | Eddie Strong, LB | 1999 | | C | |
| Michael Oher, OT | 2006 | | C, R | | | 2001 | | C | |
| | 2007 | C, AP, R, PS, PR | | | Jim Stuart, LB | 2002 | C | | |
| | 2008 | C, AP, PS | | | Syniker Taylor, FS | 1973 | | AP-D | |
| Cory Peterson, WR | 1999 | | AP | | | 2000 | | AP | |
| Pat Phenix, OT | 1981 | AP | | | | 2001 | C, FN | AP | |
| | 1982 | UPI | AP | | Marvin Terrell, G | 1959 | AP, UPI, BN | | |
| Cory Philpot, TB | 1992 | AP | C | | Gary Thigpen, CB | 1998 | | C | |
| George Plasketes, DE | 1977 | AP, UPI | | | Larry Thomas, LB | 1969 | | AP-D | |
| Barney Poole, E | 1947 | AP, UPI | | | Ken Toler, WR | 1980 | | AP | |
| | 1948 | AP, UPI, INS | | | Andre Townsend, DT | 1982 | | AP | |
| Jim Poole Jr., TE | 1970 | UPI | AP | | | 1983 | | AP | |
| | 1971 | UPI | | | Frank Trapp, LB | 1968 | | AP-D | |
| Ray Poole, E | 1946 | AP, UPI | | | Laquon Treadwell, WR | 2014 | | Athlon | |
| Jerrell Powe, DT | 2009 | | AP | | | 2015 | C, AP, ESPN, Athlon, PS | | |
| | 2010 | | C, PS | | Laremy Tunsil, OL | 2013 | | AP | CSM |
| Cody Prewitt, S | 2013 | AP, C, SN, CSM, ESPN | | | | 2014 | AP, Athlon, CSM | C | |
| | 2014 | AP, C, ESPN, Athlon, CSM | | | | 2015 | Athlon, ESPN | | |
| Richard Price, G-T | 1959 | | | UPI | Gary Turner, DE | 1975 | | AP-D | |
| | 1960 | AP, BN | UPI | | Jim Urbanek, DT | 1965 | AP, UPI-D | | |
| Kelvin Pritchett, DT | 1989 | | AP | | | 1966 | AP, UPI-D | | |
| | 1990 | AP, UPI, C, FN, BN | | | Burney Veazey, TE | 1967 | AP, UPI-D | | |
| Jack Propst | 2018 | | | PS | | 1972 | AP, UPI | | |
| | 2019 | | | PS | Todd Wade, OT | 1973 | UPI-O | AP-O | |
| Randy Reed, FB-TB | 1970 | | AP | | Mike Wallace, WR | 1999 | AP, C, BN | | |
| Tutan Reyes, OT | 1999 | | C | | | 2007 | | | PS |
| Bill Richardson, T | 1935 | | AP | | | 2008 | | PS | |
| Jerry Richardson, DE | 1966 | UPI | AP-D | | Wesley Walls, TE | 1988 | AP, C | | |
| | 1967 | | AP-D | | Cassius Ware, LB | 1993 | AP | C | |
| Cody Ridgeway, P | 2003 | | C | | Garland Warfield, DB | 1966 | AP | UPI | |
| | 2004 | R | | | Jim Weatherly, QB | 1964 | | AP, UPI | |
| Rab Rodgers, HB | 1935 | | AP | | Curtis Weathers, TE | 1977 | | AP | |
| Farley Salmon, QB | 1948 | | AP, UPI, INS | | | 1978 | | AP | |
| Todd Sandroni, DB | 1987 | | AP | | Randy White, OG | 1977 | | AP | |
| | 1988 | C | AP | | Jordan Wilkins, RB | 2017 | | | PS |
| Dan Sartin, DT | 1967 | | AP-D | | Ben Williams, DT-MG | 1973 | UPI-D | AP-D | |
| Bill Schneller, QB | 1939 | AP | | | | 1974 | UPI-D | AP-D | |
| Joshua Shene, K | 2008 | AP | C, PS | | | 1975 | AP-D, UPI-D | | |
| Jackie Simpson, G | 1957 | AP | UPI | | Don Williams, E | 1957 | | UPI | |
| Eddie Small, WR | 1992 | | C | | Sam Williams, DL | 2021 | C, AP, PS | PFF | |
| Bill Smith, P | 1984 | | AP | | Patrick Willis, LB | 2005 | AP, C, R, CFN | | |
| | 1985 | UPI, C, SEC | AP | | | 2006 | AP, C, R | | |
| | 1986 | UPI, C, AP | | | Gary Wunderlich, K | 2016 | | C, AP, PS | Athlon |
| | | | | | Kenny Yeboah, TE | 2020 | | | PS |
| | | | | | Billy Yelverton, T | 1956 | AP | UPI | |

Guide to Abbreviations: AP (Associated Press), Athlon, BN (Birmingham News), C (Coaches), CA (Commercial Appeal), CFN (CollegeFootballNews.com), CSM (College Sports Madness), CSSE (College Sports Southeast), CTFP (Chattanooga Free Press), ESPN (ESPN.com) FN (Football News), INS (International News Service), PFF (Pro Football Focus), PR (Mobile Press-Register), PS (Phil Steele), R (Rivals.com), S&S (Street and Smith), Scout (Scout.com), SFS (Southern Football Saturdays), SBN, (SB Nation), SN (Sporting News), UPI (United Press International), USA (USA Today)

REBEL HONOR ROLL

HALLS OF FAME & HONORARY TEAMS

COLLEGE FOOTBALL HALL OF FAME: Frank M. (Bruiser) Kinard, T, 1951 (Charter Member); Charles A. Conerly, QB, 1966; Barney Poole, E, 1974; John H. Vaught (Coach), 1979; Doug Kenna, QB, 1984; Thad "Pie" Vann (Coach), 1987; Archie Manning, QB, 1989; Parker Hall, HB, 1991; Jerry Dean (Jake) Gibbs, QB, 1995; Charlie Flowers, FB, 1997; Wesley Walls, TE, 2014; Patrick Willis, LB, 2019

PROFESSIONAL FOOTBALL HALL OF FAME: Frank M. Kinard, T, 1971, Gene Hickerson, G, 2007

HELMS ATHLETIC FOUNDATION HALL OF FAME: Frank M. Kinard, T, 1955; Charles Conerly, QB, 1959; Barney Poole, E, 1966

NACDA HALL OF FAME: C.M. (Tad) Smith, 1972; Warner Alford, 2018

COTTON BOWL HALL OF FAME: Eagle Day, QB, 2003; Houston Nutt, Head Coach, 2018; Dexter McCluster, RB, 2020; Eli Manning, QB, 2023

GATOR BOWL HALL OF FAME: Archie Manning, QB, 1989

SUGAR BOWL HALL OF FAME: Raymond Brown, 2017; Archie Manning, 2017; Johnny Vaught, 2019; Jake Gibbs, 2021; Glynn Griffing, 2022

NATIONAL QUARTERBACK CLUB HALL OF FAME: Archie Manning, 2004

UNITED STATES MARINE CORPS SPORTS HALL OF FAME: Charlie Conerly, QB, 2010

CAROLINA PANTHERS HALL OF HONOR: Wesley Walls, 2019

MIAMI DOLPHINS WALK OF FAME: Tim Bowens, 2012

NEW ORLEANS SAINTS RING OF HONOR: Archie Manning, 2013

NEW YORK GIANTS RING OF HONOR: Charlie Conerly, 2010; Eli Manning, 2021

NEW YORK JETS RING OF HONOR: Larry Grantham, 2011

ALL-TIME ALL-AMERICA: Frank M. Kinard, T, 1948, All-America Board, 1932-48; Frank M. Kinard, T, 1948; All-America Squad, Associated Press, 1951; Frank M. Kinard, T, 1948, Football Writers Association of America, 1920-68, September, 1969; Frank M. Kinard, T, 1948, Athlon, 1869-1992; Archie Manning, QB, 1970, Athlon, 1869-1992; Bill Smith, P, 1986, Athlon, 1869-1992

WALTER CAMP ALL-CENTURY TEAM: Frank M. (Bruiser) Kinard, T

CHICK-FIL-A SOUTHEASTERN CONFERENCE PLAYERS OF THE MILLENNIUM: Jerry Dean (Jake) Gibbs, QB; Archie Manning, QB; Barney Poole, E

ALL-TIME ALL-SOUTHEASTERN: Frank M. (Bruiser) Kinard, T (From 1933, FWAA)

September, 1969; 1933-42; John A. (Junie) Hovious, HB; Frank M. Kinard, T

GATOR BOWL ALL-TIME TEAM (1946-2019): Archie Manning, QB

LINDY'S SEC ALL-CENTURY TEAM (1900-99): First Team—Archie Manning, QB; 2nd Team—Barney Poole, E; Bruiser Kinard, OL

LINDY'S 25TH ANNIVERSARY SEC TEAM (1982-2006): Freddie Joe Nunn, DL, 2nd Team; Bill Smith, P, 2nd Team

NATIONAL FOOTBALL FOUNDATION 150TH ANNIVERSARY TEAM OF EXCELLENCE: Archie Manning, QB, Team Captain, 2019

25-YEAR ALL-SOUTHEASTERN CONFERENCE TEAM (1961-85): Archie Manning, QB

BIRMINGHAM QUARTERBACK CLUB QUARTER CENTURY ALL-SEC TEAM (1950-74):

Stan Hindman, G; Archie Manning, QB

SEC SKYWRITERS ALL-TIME SEC TEAM (1933-82): First Team Offense—Archie Manning, QB (1968-70); Bruiser Kinard, L (1935-37). First Team Defense—Jimmy Patton, DB (1953-55). Second Team Offense—Charlie Conerly, QB (1942, 1946-47); Barney Poole, WR (1942-48); Stan Hindman, L (1963-65); Gene Hickerson, L (1955-57). Second Team Defense—Larry Grantham, LB (1957-59)

SOUTHEAST AREA ALL-TIME TEAM (1920-1969): Frank "Bruiser" Kinard, T (1935-37)

ATLANTA JOURNAL 35-YEAR ALL-SEC TEAM: Bruiser Kinard, T, 1937; Barney Poole, E, 1948

ATHLON TOP 25 PLAYERS OF BCS ERA (1998-2010): Patrick Willis, LB (No. 20)

LAKELAND (Fla.) LEDGER 25-YEAR ALL-SEC TEAM (1961-85): Archie Manning, QB, 1968-70

PREVIEW SPORTS ALL-DECADE TEAM (1940-49): Barney Poole, E

SPORTS ILLUSTRATED ALL-DECADE TEAM (1930-39): Frank M. (Bruiser) Kinard, T

SPORTS ILLUSTRATED ALL-DECADE TEAM (1940-49): Barney Poole, E

SI.com ALL-DECADE TEAM (2000-09): Patrick Willis, LB

ATHLON ALL-DECADE TEAM (2000-09): Patrick Willis, LB

ATHLON SEC ALL-DECADE TEAM (2000-09): Patrick Willis, LB; Dexter McCluster, AP

AUTOZONE LIBERTY BOWL ALL-DECADE TEAM (1960-69): Glenn Cannon, DB, 1968;

Archie Manning, QB, 1968; Frank Trapp, LB, 1968

LINDY'S SEC ALL-DECADE TEAM (1990-99): Second Team — Dwayne Dotson, LB

SEC ALL-DECADE TEAM (1990-99): Second Team — Todd Wade, OL

ATHLON SPORTS ALL-BCS ERA (1998-2014) DEFENSE: Patrick Willis, LB, 2003-06

1960s ALL-SEC TEAM: Glenn Cannon, DB, Jim Dunaway, L; Stan Hindman; Archie Manning, QB

1970s ALL-SEC TEAM: Archie Manning, QB

1980s ALL-SEC TEAM: Freddie Joe Nunn, DL; Bill Smith, P; Wesley Walls, TE

ALL-TIME BOWL GAME PLAYERS: Archie Manning, QB; Deuce McAllister, RB; Eli Manning, QB; Frank Kinard, T; Jim Dunaway, RT

SEC LEGENDS: Charles A. Conerly, TB, 1994; George Barney Poole, E, 1995; John Howard Vaught, Coach, 1996; John (Kayo) Dottley, RB, 1997; Archie Manning, QB, 1998; Charlie Flowers, FB, 1999; Robert C. Khayat, L-K, 2000; Ray Poole, E, 2001; Ben Williams, DL, 2002; Billy Ray Adams, RB, 2003; Allen Brown, TE, 2004; Andre Townsend, DL, 2005; Jerry Dean (Jake) Gibbs, QB, 2006; Wesley Walls, TE, 2007; Bobby Ray Franklin, QB, 2008; Jimmy Lear, QB, 2009; Everett Lindsay, OL, 2010; Deuce McAllister, RB, 2011; Glynn Griffing, QB, 2012; Jeff Herrod, LB, 2013; Stan Hindman, OL, 2014; Ken Lucas, DB, 2015; Kris Mangum, TE, 2016; Terrance Metcalf, OL, 2017; Jim Miller, P, 2018; Jonathan Nichols, K, 2019; Eli Manning, 2022

DAVEY O'BRIEN LEGENDS AWARD: Archie Manning, QB, 2004

SOUTHERN LIVING SOUTH'S GREATEST PLAYERS (1936-86): Bruiser Kinard, T

ATHLON SPORTS ALL-TIME REBEL TEAM (1893-1995): Offense — Floyd Franks, WR (1968-70); Barney Poole, WR (1942, 47-48); Wesley Walls, TE (1985-88); Jim Dunaway, OL (1960-62); Stan Hindman, OL (1963-65); Everett Lindsay, OL (1989-92); Crawford Mims, OL (1951-53); Marvin Terrell, OL (1957-59); Archie Manning, B (1968-70); John (Kayo) Dottley, RB (1947-50); Charlie Flowers, RB (1957-59); Bryan Owen, K (1985-88); Defense — Bruiser Kinard, DL (1935-37); Kelvin Pritchett, DL (1988-90); Ben Williams, DL (1972-75); Jim Urbanek, DL (1965-67); Freddie Joe Nunn, LB (1981-84); Larry Grantham, LB (1957-59); Jeff Herrod, LB (1984-87); Glenn Cannon, DB (1967-69); Barry Wilburn, DB (1981-84); Jimmy Patton, DB (1952-54); Todd Sandroni, DB (1987-90); Bill Smith, P (1983-86)

MISSISSIPPI SPORTS HALL OF FAME (Year Inducted): Billy Ray Adams, 1987; Warner Alford, 2003; Coolidge Ball, 2008; Calvin Barbour, 1975; Doby Bartling, 1977; Bernard (Blackie) Blackwell, 2001; Denver Brackeen, 1982; Billy Brewer, 2018; Johnny Brewer, 2004; Allen Brown, 2010; Raymond Brown, 2006; Lindy Callahan, 2004; Mack Cameron (coach), 1999; Jim Carmody (coach), 2009; Billy Chadwick, 2006; Van Chancellor, 2005; Charlie Conerly, 1966; Eddie Crawford, 2012; Bobby Crespino, 1994; Doug Cunningham, 2014; Roland Dale, 1995; J. W. (Wobble) Davidson, 1986; Herman (Eagle) Day, 1981; David Dellucci, 2022; Mike Dennis, 2015; John (Kayo) Dottley, 1971; Jim Dunaway, 1990; Doug Elmore, 1993; Charlie Flowers, 1985; Bobby Ray Franklin, 2005; K.P. Gatchell (coach), 1966; Joe Gibbon, 1979; Jake Gibbs, 1976; Kline Gilbert, 1977; Jennifer Gillom, 2008; Peggie Gillom, 1998; Gerald Glass, 2013; Tom Goode (coach), 1982; Bill Goodrich, 2005; B.L. (Country) Graham, 1963; Larry Grantham, 1980; Glynn Griffing, 2002; Edwin (Goat) Hale (coach), 1961; Parker Hall, 1970; Gene Hickerson, 1979; Stan Hindman, 1988; John A. (Junie) Hovious, 1967; Doug Kenna, Jr., 1970; Don Kessinger, 1984; Robert C. Khayat, 2000; Frank M. (Bruiser) Kinard (Charter Member), 1961; Dr. Cecil (Ike) Knox, 1964; A.C. (Butch) Lambert, 2000; Jimmy Lear, 1991; Harol Lofton, 1999; Archie Manning, 1989; Deuce McAllister, 2014; Jimmie McDowell (writer), 1999; Terrence Metcalf, 2021; Dr. Cary Middlecoff, 1996; Crawford Mims, 1995; John Montgomery, 1974; C.R. (Dudy) Noble (coach), 1961; Jimmy Patton, 1972; George Barney Poole, 1965; James E. (Buster) Poole, 1964; Ray S. Poole, 1968; Richard Price, 2019; Dave Randall, 2021; Langston Rogers, 2013; William C. (Billy) Sam, 1965; C. M. (Tad) Smith, 1969; Ralph (Catfish) Smith, 2002; John Stroud, 2009; Tom Swayze, 1978; Marvin Terrell, 2001; Bob Tyler (coach); Thad (Pie) Vann, 1971; John H. Vaught, 1976; Gerald (Gee) Walker, 1969; Joe Walker, Jr., 2018; Wesley Walls, 2016; Randy Watkins, 2021; Skeeter Webb, 1978; Hunter G. (Doc) Weddington, 1983; Ben Williams, 1997; Patrick Willis, 2020

OLE MISS SPORTS HALL OF FAME (Year Inducted): Billy Ray Adams, 1990; Whitey Adams, 2009; Warner Alford, 1999; Vaughn S. (Buddy) Alliston, Jr., 1996; Austin H. Applewhite (Charter Member), 1986; Kent Austin, 2000; Cynthia Autry, 2007; Bobby Bailess, 2010; Coolidge Ball, 1991; Pat Ball, 2011; Calvin C. Barbour (Charter Member), 1986; Rod Barnes, 2011; Nick Barone, 2006; McNeil Doby Bartling (Charter Member), 1986; Preston (Pep) Bennett, 2005; Tony Bennett, 2003; Mahesh Bhupathi, 2017; Rex Reed Boggan, 1988; Treva G. (Bookie) Bolin, 1992; Jamie Booras, 1999; Marie Laure Bougnol, 2003; Arnold L. (Showboat) Boykin, 1988; Charlie Denver Brackeen, 1988; J. Kimble Bradley (Charter Member), 1986; Megan Breen, 2017; Art Bressler, 2013; Billy Brewer, 2011; Johnny Brewer, 1991; Allen Brown, 1989; Raymond L. Brown, 1988; Cecil Burford, 2007; Edmund Jack Burke, 1995; William Webster (Webb) Burke (Charter Member), 1986; John L. Cain (Coach), 1987; Jeff Calhoun, 2001; Lindy Callahan, 2009; Dori Carter, 2015; Keith Carter, 2012; Samuel Parker Carter (Charter Member), 1986; Billy Chadwick, 2018; Van Chancellor, 2002; Fran Spencer Chandler, 2011; Carlos Clark, 2001; Angelia Clay, 2005; William F. (Bill) Clay, 1996; Paloma Collantes, 2000; Charles A. (Charlie) Conerly, 1987; Eugenia Conner, 1995; Kimsey O'Neal Cooper, 2003; Jennie Paige Cothern, 1988; Edward S. (Eddie) Crawford, 1988; James A. (Jimmy) Crawford, 1988; Bobby Crespino, 1991; Doug Cunningham, 1994; Chester H. Curtis (Charter Member), 1986; Roland H. Dale, 1987; Clarence Daniel, 2016; J.W. (Wobble) Davidson, 1987; Sheila Sullivan Davis, 1995; Herman (Eagle) Day, 1988; Tony Dees, 2004; David Dellucci, 2010; Walter M. (Mike) Dennis, 1996; Kenneth D. Dill, 1989; Steve Dillard, 1997; Paul Dongieux, 2012; John (Kayo) Dottley, 1987; Jim Dunaway, 1990; Doug Elmore, 1990; Joseph P. Evans (Charter Member), 1986; Kenneth D. Farragut, 1988; Charlie Flowers, 1988; Bobby Ray Franklin, 1988; Floyd Franks, 1993; Rufus French, 2018; John Lee Gainey Jr., 2002; H. William (Billy) Gates, 1992; Joe Gibbon, 1988; Jake Gibbs, 1989; Kline Gilbert, 1988; Jennifer Gillom, 1999; Peggie I. Gillom, 1996; Gerald Glass, 2002; Senquez Golson, 2019; Lan Gooch, 2005; Kyle Gordon, 2003; B.L. (Country) Graham (Charter Member), 1986; James Larry Grantham, 1995; Glynn Griffing, 1989; Lauren Grill, 2017; Louis Guy, 1994; Mac Haik, 2001; Parker Hall, 1987; Whaley Hall, 1995; Ali Hamadeh, 2017; Doug Hamley, 1987; Jeff Hamm, 2004; Merle Hapes, 1993; Harry Harrison, 1994; Joe Harvell, 2013; Kirk England Haynes (Charter Member), 1986; Stephen Head, 2016; Jimmy Heidel, 2004; Brad Henderson, 2016; Jeff Herrod, 2001; Gaston H. Hewes (Charter Member), 1986; Gene Hickerson, 1988; Antwon Hicks, 2017; Stanley C. Hindman, 1992; Steve Hindman, 1997; John A. (Junie) Hovious, 1987; Paul E. Husband, 1992; Stacy Hudson-Rich, 2013; Burney Hutchinson, 2014; William H. Inzer (Charter Member), 1986; Clara Jackson, 2006; Robert (Cob) Jarvis, 1988; Skipper Jernigan, 2011; Danielle Johnson, 2016; Teneeshia Jones, 2008; George Kersh, 2000; Don Kessinger, 1989; Jimmy Keyes, 1998; Tommy Keyes, 1997; Robert Khayat, 1993; Frank M. (Bruiser) Kinard (Charter Member), 1986; Barnabas Kirui, 2019; Wesley I. (Doc) Knight, 1988; Cecil (Ike) Knox (Charter Member), 1986; Everett Lindsay, 2007; Julie Link-Clark, 2014; Jimmy Lear, 1988; Rahim Lockhart, 2018; Harol Lofton, 1999; Ken Lucas, 2014; Kris Mangum, 2008; Archie Manning, 1991; Jackie Martin-Glass, 2008; Deuce McAllister, 2010; Dexter McCluster, 2022; Harry Mehre (Charter Member), 1986; Terrence Metcalf, 2017;

Cary Middlecoff, 1987; Courtenay Chapman Middleton, 2012; James Gordon (Jim) Miller, 1995; V. B. Miller (Charter Member), 1986; Crawford Mims, 1988; Jerry Montgomery, 2010; John Montgomery, 1997; Stevon Moore, 2009; Yolanda Moore, 2010; Robert W. (Billy) Mustin, 1987; Agnes Muzamel, 2000; Johnny Neumann, 2015; Jonathan Nichols, 2018; Jimmy Patton, 1988; Dave Peege, 2009; Brian Pettway, 2019; C. Alton (Ary) Phillips, 2008; Pascale Piquemal, 203; George Barney Poole, 1987; James E. (Buster) Poole (Charter Member), 1986; Ray S. Poole, 1987; Armitie Price-Herrington, 2014; Jamey Price, 2005; Richard Price, 1994; Kelvin Pritchett, 2008; Jake Propst, 1998; Dawson Pruett, 2015; Mira-Lorelei Radu, 2019; Dave Randall, 1999; Jack Reed, 1999; Brittney Reese, 2018; Jerry Richardson, 1998; J. Lake Roberson, 1987; Langston Rogers, 2012; Carol Ross, 2001; Ernest Ross, 1998; Billy Sam, 1987; Mitchell T. Salloum (Charter Member), 1986; Farley (Fish) Salmon, 1993; William H. (Nub) Sanders, 1988; Todd Sandroni, 2006; Bernard W. (Bernie) Schreiber, 1988; Robert I. Schwartz (Charter Member), 1986; Alisa Scott, 2004; Ansu Sesay, 2010; John Shaw, 2015; Jack M. (Jackie) Simpson, 1988; Bill Smith, 2016; Claude M. (Tad) Smith (Charter Member), 1986; L.A. Smith Jr. (Charter Member), 1986; Orma R. Smith (Charter Member), 1986; Ralph A. (Catfish) Smith, 2002; Seth Smith, 2019; Chris Snopek, 2004; Jennifer Soileau, 2018; Glenda Springfield, 2002; Ralph Spry, 2003; Savante Stringfellow, 2007; John Busby Stroud, 1995; Chip Sullivan, 2014; Thomas K. Swayze (Charter Member), 1986; Marvin Terrell, 1988; Stan Torgerson, 2013; Andre Townsend, 2006; Chuck Trotter, 1987; Sean Tuohy, 1998; Thomas N. Turner (Charter Member), 1986; Elston Turner, 2000; Jim Urbanek, 2002; Thad (Pie) Vann, 1987; John H. Vaught, 1987; Dr. C. Ferrell Varner (Charter Member), 1986; Gerald H. (Gee) Walker, 1996; Joe Walker, 2016; Wesley Walls, 2005; Jack Waters, 1990; Randy Watkins, 1996; Curtis Weathers, 2007; James L. (Skeeter) Webb, 1996; Hunter George (Doc) Weddington, 1992; Norris Weese, 1994; Archie White, 2012; Hugh L. White (Charter Member), 1986; Ruben Davis Wilcox (Charter Member), 1986; Steve Wilkerson, 1997; Ben Williams, 1993; Charlie Williams, 1996; Larry Williams, 1991; Patrick Willis, 2015; Robert A. Wilson, 1988; Buddy Wittichen, 1998; Jimmy Yawn, 1990; Catherine Yelverton, 1997

ALABAMA SPORTS HALL OF FAME (Year Inducted): John L. Cain (coach), 1973; Paul Crane (coach), 1994; David Cutcliffe (coach), 2016; Harold (Red) Drew (coach), 1971; Jeff Herrod, 2017; Wendell Hudson (coach), 2001; Tracy Rucker (coach), 2005; Steve Sloan (coach), 2003; James W. Whatley (coach), 1987

ARKANSAS SPORTS HALL OF FAME (Year Inducted): Don Kessinger, 1981; Jim "Red" Parker (coach), 1988; John "Kayo" Dottley, 2001; Tommy Tuberville (coach), 2008; Charlie Flowers, 2010; Eldon Hawley (football operations), 2015; Houston Nutt (coach), 2019

GEORGIA SPORTS HALL OF FAME: Harry Mehre, 1971

LOUISIANA SPORTS HALL OF FAME: Archie Manning, 1988; Eli Manning, 2023; Deuce McAllister, 2012

LOUISIANA HIGH SCHOOL SPORTS HALL OF FAME: Eli Manning, 2021

MISSISSIPPI COMMUNITY COLLEGE SPORTS HALL OF FAME: Tim Bowens, 2015; Denver Brackeen, 2007; Van Chancellor (coach), 2010; Bobby Ray Franklin, 2007; Tom Goode (coach), 2015; Jamie Howell, 2010; Ken Lindsey, 2008; Kenneth (Cat) Robbins, 2009; Langston Rogers, 2017; Fred Thomas, 2016

NEW ORLEANS SAINTS HALL OF FAME: Archie Manning, 1988; Deuce McAllister, 2012

GREATER NEW ORLEANS SPORTS HALL OF FAME: Archie Manning, 1989; Deuce McAllister, 2015; John Fourcade, 2018

TENNESSEE SPORTS HALL OF FAME: Dr. Cary Middlecoff, 1967; Eddie Crawford, 1996; Steve Sloan, 2000; Fran Spencer Chandler, 2007; Gene Hickerson, 2008; Lin Dunn, 2010; Jack Eaton, 2011; John Cropp, 2015; David Cutcliffe, 2019; Patrick Willis, LB, 2019.

JACKSON-MADISON COUNTY (TENN.) SPORTS HALL OF FAME: Darron Billings, 2010; Fran Spencer Chandler, 1994; Shawn Cobb, 2010; Eddie Crawford, 1986; Kristen Goehring Lee; Edward Martindale, 2004; Jimmy Matthews, 1999; Dr. George W. Truett, 2002

SCOTT COUNTY (MISS.) SPORTS HALL OF FAME: James B. Harvey, 2015; Andre Hollis, 2015, Tom Stewart Lee, 2015; Deuce McAllister, 2015; Freddy Roberts, 2015

ACADEMIC HONORS

ACADEMIC ALL-AMERICA: Charles Flowers, FB, 1959; Robert Khayat, G, 1959; Doug Elmore, QB, 1961; Stan Hindman, G, 1965; Mac Haik, SE, 1966; Steve Hindman, TB, 1968; Julian Fagan, P, 1969; Greg Markow, DE, 1974; George Plasketes, DE, 1977; Robert Fabris, SE, 1977; Ken Toler, WE, 1980; Danny Hoskins, OL, 1985; (2nd); Jeff Noblin, SS 1985 (2nd); Danny Hoskins, OL, 1986; (1st); Jeff Noblin, SS, 1986 (2nd); Danny Hoskins, OL, 1987 (1st); Wesley Walls, TE, 1988 (1st); Todd Sandroni, FS, 1989 (1st); 1990 (2nd); Shawn Cobb, LB, 1990 (2nd); Kyle Wicker, DE, 1996 (2nd); Eli Manning, QB, 2001 (2nd); Cody Ridgeway, P, 2004 (1st); Rob Robertson, LB, 2004 (1st)

ACADEMIC ALL-SOUTHEASTERN: Leroy Reed, HB, 1956-57; Charles Flowers, FB, 1958-59; Robert Khayat, G, 1959; James Anderson, FB, 1960; Bookie Bolin, G, 1960; Doug Elmore, QB, 1961; Billy Ray Jones, G, 1961; Louis Guy, WB, 1962; Cecil Ford, T, 1963; Fred Roberts, FB, 1963; Mike Dennis, TB, 1964; Frank Lambert, P, 1964; Stan Hindman, G, 1965; Marvin McQueen, E, 1965-66; Dave Wells, WB-FB, 1965; Ray Bedingfield, C, 1965; Tommy Luke, DHB, 1965; Mac Haik, SE, 1966; Gerald Warfield, S, 1966; Julian Fagan, P, 1967-68-69; Steve Hindman, TB, 1967-68; Frank Trapp, LB, 1967; Joe Blount, LB, 1969; Claude Herard, DT, 1969; Dennis Coleman, DE, 1970; Reggie Dill, DE, 1971; John Gregory, OT, 1972; Norris Weese, QB, 1972-73; Harry Harrison, S, 1973; Rick Kimbrough, FLK, 1973-74; Larry Kramer, TB, 1973; Greg Markow, DE, 1973-74; Richard Clippard, OG, 1974; Kenny Lyons, QB, 1974; John MacNeill, C, 1974; Bill Small, SE, 1975; Bill Farris, DE-P, 1975; George Stuart, LB, 1976; George Plasketes, DE, 1977; Robert Fabris, SE, 1977; Gary Jones, SS, 1977; Murray Whitaker, OT, 1978; Bob Grefseng, DE, 1978; Ken Toler, WR, 1980; Johnny Burrow, DB, 1981-82; Kent Austin, QB, 1982-83-84-85; Allen Partin, OL, 1982; Steve Hendrix, FB, 1983; Dwayne Nesmith, LB, 1983; Benton Reed, T, 1983-84-85; Ricky Lindstrom, LB, 1984; Danny Hoskins, OG, 1984-85-86-87; Jeff Noblin, DB, 1984-85-86; Jud Alexander, OL, 1985; Bob Cheatham, OL, 1985; Jay Schimmel, DT, 1985-86-87; Bryan Owen,

K, 1986-87; Wesley Walls, DE-TE, 1986-87-88; Robert Cagle, OT, 1987-88; John Darnell, QB, 1987-89; Shawn Cobb, LB, 1987-88-89-90; Butch Davenport, FS, 1987; Sonny Harbuck, OG, 1987; Greg Lee, TE, 1987; Todd Sandroni, FS, 1987-88-89-90; Deron Zeppelin, TE, 1987-88-89; Jay Hopson, DB, 1988-89-90-91; Ronnie McKinney, RB, 1988-89; Dawson Pruett, C, 1988-89-90; Darryl Smith, DL, 1988; Chauncey Godwin, CB, 1989-90-91; Lee Lott, OT, 1989; Tom Luke, QB, 1989-90-91; Gerald McAllister, DB, 1989; Jack Muirhead, LB, 1989; Camp Roberts, TE, 1989; Trea Southerland, DB, 1989-90-91-92; Scott Swazell, RB, 1989-90-91; Brian Cagle, DT, 1990; Cliff Dew, OL, 1990; Jody Hill, LB, 1990; Brian Lee, K, 1990-91-92; Monty Perry, OL, 1990; David Harris, DT, 1991-92-93; Robbie Little, WR, 1991; Rogers Stephens, K, 1991-92; Abner White, C, 1991; Franz Lorio, C, 1992-93; Lynn Ross, LB, 1992; Joel Jordan, OL, 1992-93; Greg Morris, WR, 1992-93; Paul Head, QB, 1993-94-95-96; Michael Lowery, DB, 1993; Sean O'Malley, NG, 1993; Deano Orr, FB, 1993; David Vinson, C, 1993-94-95; Kyle Wicker, LB, 1993-94-95, DE, 1997; Trey Wicker, TE, 1993-94-95; Andy Berger, WR, 1994; Boyd Kitchen, OT, 1994-95-96-97; Nakia Magee, CB, 1994-95-96; Darrell Moncus, C, 1994; Tim Montz, K, 1994; Frank Wilson, TE, 1994-95; Eric Bubrig, C-OT, 1995-96; Chris Cola, OG, 1995, DT, 1996; Randall Green, P-K, 1995-96-97; Lance Harrison, TE, 1995; Walker Jones, SS, 1995, LB, 1996-97; Chris May, OG, 1995; Todd Vowell, QB, 1995; Tyler Craddock, LB, 1996; Watt Hill, H-B, 1996, LB, 1997-98; Matt Luke, C, 1996-97-98; Sam Owen, CB, 1996-97; Stewart Patridge, QB, 1996-97; Tutan Reyes, OT, 1996, 1999; Nick Sagona, P, 1996; G. Davis Wilson, OG, 1996-97-98; Joey Embry, OL, 1997; Kendrick Hickman, OT, 1997; Matt Wells, LB, 1997; Amzie Williams, LB, 1998-99-2000-01; Ross Barkley, WR, 1999-2000; German Bello, OL, 1999-2000-01-02; Todd Campbell, WR, 1999; Ben Claxton, C, 1999, 2001-02; Reagan King, P, 1999-2000-01; Ronnie Letson, WR, 1999; Jason Partin, LB, 1999; David Peden, OL, 1999-2000; Chico Chandler, RB, 2000; Thomas Gee, LB, 2000-01; Theo Harris, OL, 2000; Walker Hunsicker, DE, 2000; Von Hutchins, DB, 2000-01-02; Rickey Jones, LB, 2000; Eli Manning, QB, 2000-01-02-03; John Meeks, RB, 2000; Jesse Mitchell, DT, 2000; Jamil Northcutt, LB, 2000-01-02-03; Justin Sawyer, TE-OL, 2000-01; Wes Scott, DB, 2000-01-02-03; Brad Synnott, OL, 2000-01; L.J. Taylor, WR, 2000-01; Justin Wade, LB, 2000; Es Binkley, K, 2001; Ben Boatright, K, 2001-02-03; Ben Craddock, P-H, 2001; Belton Johnson, OT, 2001; John McGarvey, OL, 2001; Charlie Perkins, C, 2001; Don Prince, OL, 2001; Daniel Booth, DL, 2002-03-04; Johnny Ducking, LB, 2002-03; Bo Hartstfield, TE, 2002-03-04; Adam King, DB, 2002; Matt Koon, OL, 2002; Jonathan Nichols, K, 2002-03-04; Chad Pilcher, RB, 2002-03; Cody Ridgeway, P, 2002-03-04; Rob Robertson, LB, 2002-03-04; Tre Stallings, OL, 2002; Shelby Van Every, OL, 2002-03; Doug Zeigler, TE, 2002; Ethan Flatt, QB, 2002-04-05; Andrew Wicker, DL, 2002-03-04-05-06; Paul Bowers, RB, 2003; Adam Hayes, WR, 2003-04; Anthony Hoggood, TE, 2003; Ryan Jones, OL, 2003-04-05; Sidney McLaurin, C, 2003-04-05-06; Shab Orrell, P-K, 2003; Keith White, DB, 2003-04; Andrew Wilson, K, 2003; Charles Clark, DB, 2003; Thomas Eckers, OL, 2003; Jeremy Garrett, DL, 2003-04; Darryl Harris, OL, 2003; Robert Hough, TE, 2003; Robert Lane, QB, 2003; Trumaine McBride, DB, 2003-04-05-06; Patrick Willis, LB, 2003-06; William Griffin, WR, 2004; Seth Michaelson, RB, 2004; Joe Williams, DL, 2004; Chris Bowers, 2004; Paul Eck, QB, 2004; Corey Mills, DL, 2004; Robert Bass, K, 2005; Will Moseley, K, 2005-06; Reid Neely, OL, 2005-06-07-09; Justin Sparks, K, 2005-09; Christian Albarracin, 2006-07; Jason Cook, FB, 2006-07-08; Paul Hurd, OL, 2006-07; Brent Smith, OL, 2006-07-08; Billy Tapp, QB, 2006-07-08-09; Daverin Gerald, OL, 2006-07-08-09; Micheal Herrick, QB, 2006-07; Joshua Shene, K, 2006-07-08-09; Isaiah Smith, LB, 2007; Jevan Snead, QB, 2007-08-09; David Traxler, TE, 2007; Ben Benedetto, FB, 2008-09; Zack Brent, OL, 2008-09; Martin Fisher, K, 2008; Clay Fowler, QB, 2008; Gerald Harris, TE, 2008-09; Andy Hartmann, FB, 2008-09; Ben Meadows, K, 2008; Vincent Moss, WR, 2008-09-11; Wesley Phillips, LS, 2008-09-10; Devin Thomas, RB, 2008-09-10-11-12; Richie Contartesi, WR, 2009-10; David Hankins, K, 2009; Kyle Horine, WR, 2009-11; Jason Jones, LB, 2009; Josh Lancaster, LB, 2009-10-11; Jeremy McGee, CB, 2009; Don Mosely, OL, 2009; Bryan Powers, P, 2009; Lawon Scott, DL, 2009; Michael Brown, OL, 2009-11-12; Tyler Campbell, P, 2009-10-11-12-13; Joel King, LB, 2009-10-11-12; Andrew Ritter, K/P, 2009-10-11-12-13; Deterrian (D.T.) Shackelford, LB, 2009-10-11-12-13-14; Justin Bigham, FB, 2010-11-12-13; Chris Conley, P, 2010-11-12-13; Jacob Hickman, LS, 2010-11; Reggie Hicks, TE, 2010; Jack Nuismer, TE, 2010-11-12-13; Chad Phillips, LS, 2010; Evan Swindall, C, 2010; Chase Hughes, C, 2010-11-12-13-14; Sam Noblin, LB, 2011-12; John Pelozo, TE, 2011; Robert Ratliff, QB, 2011-12-13; Walker Sturgeon, DE, 2011-12-13-14; Abdul Bangura, DB, 2012; Chris Gill, OL, 2012; Ethan Hutson, OL, 2012-13; Josh Lancaster, LB, 2012; John Ratliff, WR, 2012-13-14; Bryson Rose, K, 2012; Charlie Scott, RB, 2012-13-14; Matt Brown, TE, 2013-14-15; Pierce Burton, OL, 2013; Robert Conyers, OL, 2013-14-15; Dylan Dyer, TE, 2013-14-15; Andrew Fletcher, K, 2013-14; Tyler Gray, DL, 2013; Emmanuel McCray, OL, 2013; Christian Morgan, TE, 2013; Nathan Noble, K, 2013-14-15-16; Andy Pappas, K, 2013; John Youngblood, DE, 2013-14-15; Taz Zettergren, TE, 2013; Quincy Adeboyejo, WR, 2014-15-16; Justin Bell, OL, 2014; Fadol Brown, DE, 2014-15; Ryan Buchanan, QB, 2014-15; Quintavious Burdette, WR, 2014-15; Luke Davis, LB, 2014-15-16; Will Denny, LS, 2014, Mark Dodson, RB, 2014; Will Gleeson, P, 2014-15-16-17; Cale Luke, QB/WR, 2014-15-16-17; C.J. Moore, 2014-15; Tayler Polk, LB, 2014-15-16-17; Tyler Putman, OL, 2014; Sean Rawlings, OL, 2014-15-16-17-18; Grant Warren, P, 2014-15-16; Gary Wunderlich, K/P, 2014-15-16-17; Brandon Bell, WR, 2015; Talbot Buys, OL, 2015-16; Ross Donnelly, DT, 2015-16-17; Jacob Feeley, C, 2015; Alex Givens, OL, 2015; Martin Johnson, RB, 2015-16; Chad Kelly, QB, 2015-16; Chadwick Lamar, LS, 2015-16; Jason Pellerin, QB/TE, 2015-16-17; Jack Raborn, LB, 2015-17; Nathan Vanderburg, RB, 2015; Jack DeFoor, OL, 2016-17; Donta Evans, LB, 2016; Will Few, LS, 2016; Sam Johnson, OL, 2016-17; Dawson Knox, TE, 2016-17-18; Bryce Mathews, OL, 2016-17-18-19; Jacob Mathis, TE, 2016-17; Shea Patterson, QB, 2016; Tyler Pittman, DL, 2016; Ray Ray Smith, LB, 2016; Hunter Thurley, TE, 2016; Trey Bledsoe, WR, 2017; Jared Farlow, WR, 2017-18-19-20; Davion Johnson, OL, 2017; Jerry Johnson, DB, 2017; Luke Logan, K, 2017-18-19-20; Jack Propst, LS, 2017-18-19-20; Grant Restmeyer, QB, 2017-18-19; Ty Reyes, DE, 2017; Jordan Sims, OL, 2017-18; Isaac Way, K, 2017-18-19; Ken Webster, DB, 2017-18; Brenden Williams, LB, 2017; Gabe Angel, TE, 2018; Ben Brown,

OL, 2018-19-20-21; Mac Brown, P, 2018-19-20; Jacob Carter, WR, 2018-19-20; Hamilton Hall, OL, 2018-19-20-21-22; Nick Haynes, TE, 2018-19-20; KD Hill, DL, 2018; Michael Howard, TE, 2018-19; Amani Johnson, LB, 2018-19-20-21; Eli Johnson, OL, 2018; Samuel Johnson, OL, 2018; Jacques Jones, LB, 2018; Jaylon Jones, DB, 2018; Samuel Plash, OL, 2018-19-20; Josh Ricketts, WR, 2018-19-20; MoMo Sanogo, LB, 2018-19-20-21; Qadir Sheppard, DL, 2018; Jordan Ta'amu, QB, 2018; Tariqious Tisdale, DL, 2018-19-20; Jake VanRonzelen, RB, 2018; Ryder Anderson, DL, 2019; Nick Broeker, OL, 2019-20; Spencer Cole, P, 2019; Carter Colquitt, OL, 2019-20-21; Peyton Cox, OL, 2019-20; Jerrion Ealy, RB, 2019-20-21; Brice Johnson, WR, 2019-20; Casey Kelly, TE, 2019-21; Patrick Lucas Jr., DL, 2019-20; Reece McIntyre, OL, 2019-20; Jonathan Mingo, WR, 2019-20-21-22; Sam Murphey, TE, 2019-20-21; John Rhys Plumlee, QB/WR, 2019-20-21; Sellers Sky, WR, 2019-20-21-22; Tavario Standifler, DB, 2019-20-21; KC Swaim, OL, 2019; Caleb Warren, OL, 2019-20; Charles Wiley, DL, 2019; Eli Acker, OL, 2020-21; Drake Beck, WR, 2020; Tobias Braun, OL, 2020; Jakivuan Brown, LB, 2020-21; Kentrel Bullock, RB, 2020-21; A.J. Finley, DB, 2020; Jakorey Hawkins, DB, 2020; Jon Haynes, DB, 2020; Jeremy James, OL, 2020; Cedric Johnson, LB, 2020-21; Campbell Klein, RB, 2020; Deane Leonard, DB, 2020-21; Bryce Ramsey, OL, 2020-21; Tavius Robinson, DL, 2020-21-22; Chase Rogers, TE, 2020; DeSanto Rollins, DL, 2020-21-22; Brayton Sanders, WR, 2020; Luke Shouse, OL, 2020; Demarcus Thomas, TE, 2020; Walker Thompson, P, 2020; Isaiah Woullard, RB, 2020-21; Jonathan Hess, TE, 2021; Cale Nation, K, 2021; Daniel Newman, DB, 2021-22; Payton Rogers, TE, 2021; CJ Terrell, DB, 2021-22; Nevin Wells, WR, 2021; Luke Altmeyer, QB, 2022; Miles Battle, DB, 2022; Ulysses Bentley IV, RB, 2022; Lex Boucvalt, WR, 2022; Kyndrich Breedlove, DB, 2022; Drew Burnett, WR, 2022; Caden Costa, K, 2022; Jaxson Dart, QB, 2022; Jack Greer, OL, 2022; Davison Igbinosun, DB, 2022; Jalen Knox, WR, 2022; Jared Lawrence, LS, 2022; Danny Lockhart Jr., LB, 2022; Brandon Mack, DL, 2022; Fraser Masin, P, 2022; Richard O'Bryant, DB, 2022; Joshua Pfeifer, WR, 2022; Jarell Stinson, DB, 2022; Rayf Vinson, DB, 2022; Trey Washington, DB, 2022; Jayden Williams, OL, 2022; Calvin Wilson, WR, 2022; Hudson Wolfe, TE, 2022

H. BOYD MCWHORTER SEC SCHOLAR-ATHLETE OF THE YEAR: Jeff Noblin, 1987, Medicine; Danny Hoskins, 1988, Chemical Engineering; Rob Robertson, 2005, Biological Science
AMERICAN FOOTBALL COACHES ASSOCIATION (AFCA) SCHOLAR-ATHLETE TEAM: Kyle Wicker, DL, 1994

RHODES SCHOLARS: Richard C. Beckett, Jr., RE, 1907; Louis M. Jiggitts, HB, 1919; Myres Smith MacDougal, S, 1926; Robert Childres, HB, 1958

ARTHUR ASHE JR. SPORTS SCHOLARS: MoMo Sanogo, 2019; MoMo Sanogo, 2021; Tavius Robinson, 2022; DeSanto Rollins, 2022

NCAA TODAY'S TOP VIII: Eli Manning, QB, 2003; Lee Ellis Moore, Track, 2011

NCAA POSTGRADUATE SCHOLARSHIP: Stan Hindman, G, 1966; Steve Hindman, TB, 1969; Ken Toler, SE, 1981; Kent Austin, QB, 1986; Jeff Noblin, FS, 1987; Danny Hoskins, OL, 1988; Wesley Walls, TE-OLB, 1989; Todd Sandroni, FS, 1990; Rob Robertson, LB, 2005

NATIONAL ASSOCIATION OF COLLEGIATE ATHLETIC DIRECTORS/DISNEY SCHOLAR-ATHLETE AWARD: Todd Sandroni, Pharmacy, 1991

DICK ENBERG AWARD: Robert C. Khayat, 2017

NATIONAL FOOTBALL FOUNDATION SCHOLAR-ATHLETE AWARDS: Steve Hindman (tie), TB, 1968; Medicine; Norris Weese, QB, 1973; Accounting; Dick Lawrence, OT, 1975, Business; Kent Austin, QB, 1985, Business; Jeff Noblin, DB, 1986, Medicine; Danny Hoskins, OL, 1987, Chemical Engineering; Wesley Walls, TE-OLB, 1988, General Engineering; Eli Manning, QB, 2003, Marketing

NATIONAL FOOTBALL FOUNDATION HAMPSHIRE HONOR SOCIETY: Will Moseley, K-P, 2007; Wesley Phillips, LS, 2011; Joel Kight, LB, 2013; Tyler Campbell, P, 2014; Chris Conley, P, 2014; Andrew Ritter, K, 2014; Deterrian Shackelford, LB, 2015; Dillon Barrett, TE, 2016; Matt Brown, TE, 2016; Quintavius Burdette, WR, 2016; Nathan Noble, K, 2017; Will Gleeson, P, 2018; Tayler Polk, LB, 2018; Gary Wunderlich, K, 2018; Dawson Knox, TE, 2019; Sean Rawlings, OL, 2019; Ben Brown, 2022; Mac Brown, 2022; Deane Leonard, 2022

NATIONAL FOOTBALL FOUNDATION (Ole Miss Chapter) SOUTHERN REGION SCHOLAR-ATHLETE: Jonathan Gibson, OL, 1991

NATIONAL FOOTBALL FOUNDATION (Ole Miss Chapter) NATIONAL HONOR SOCIETY: Will Moseley, K, 2007

NATIONAL FOOTBALL FOUNDATION SCHOLAR-ATHLETE AWARDS (Ole Miss Chapter): 1966: David Wells, WB. 1967: Archie Manning, QB; Jim Poole, TE. 1968: Preston Carpenter, TE; Kenny Blount, DB; Reggie Dill, LB-DE, 1979: Alan Partin, OT. 1981: Kent Austin, QB; William Johnson, LB; Benton Reed, DT; Michael Smith, TE; Eric Truitt, DB; Barry Wilburn, DB. 1982: Jud Alexander, OG; Dean Brown, SE; Jeff Giles, OL; Ricky Lindstrom, LB; Jeff Price, RB; Curtis Rockwell, OL. 1983: Bob Cheatham, OT; Danny Hoskins, C; Clark Richey, OG; Woody Soehn, OT. 1984: David Caldwell, QB; John Carlton, DT; James "Sonny" Harbuck, OT; Jay Schimmel, DT; Robert "Thunder" Smith, RB; Shawn "Lightning" Sykes, RB. 1985: John "Butch" Davenport, LB; Stanley Johnson, DB; Gerald McAllister, TB; Wesley Walls, DE. 1986: Sandy Baker, OL; Brian Cagle, DT; Robert Cagle, OG; Shawn Cobb, LB; Lee Cott, C; Todd Sandroni, DB; Ken Williams, DL; 1987: Chauncy Godwin, DB. 1988: Dwayne Amos, DB; Tom Luke, QB; Russ Shows, QB; Trea Southerland, DB. 1989: David Harris, DE; Joel Jordan, C; Brian Lee, K; Brian Mays, DG. 1990: Lance Berry, K; Patrick Brown, LB; Bert Caruth, DB. 1991: Jonathan Gibson, OL; Trey Wicker, DE. 1992: Paul Head, QB; Michael Lowery, DB; Jeremy Morris, DT; Kyle Wicker, LB. 1993: Eric Bubrig, OG; Randall Green, K; Broc Kreitz, QB; Nikki Magee, CB. 1994: Darryl Gibbs, DE; Walker Jones, WR. 1995: Jamie Baucum, OL; Paul Carrillo, QB; Joey Embry, OL; Ronnie Heard, DB; Matt Luke, OL; Sam Owen, WR; Britt Wicker, LB. 1996: Chad Cook, LB; Daniel Galloway, LB; Grant Heard, WR; Reagan King, P; Amzie Williams, LB. 1997: Jamie Armstrong, WR; Justin Coleman, DB; Mike Hamilton, OL; Matt Koon, TE; John McGarvey, OL. 1998: German Bello, OL; Justin Blake, DE; Chico Chandler, LB; Ben Claxton, C; Jahrek Johnson, DE. 1999: Theo Harris, OL; Von Hutchins, WR; Jamil Northcutt, LB; Justin Sawyer, TE; Wes Scott, WR. 2000: Thomas Daniel Booth, DT; Johnny Ducking, LB; William "Bo" Hartsfield, TE; Jonathan Nichols, PK; Cody Ridgeway, P; George "Rob" Robertson, LB. 2001: Brandon Jacobs, RB; Micheal Spurlock, QB; Tre' Stallings, OL;

Bryant Thomas, DB. 2002: Dedrick Clark, DL; Ethan Flatt, QB; Andrew Wicker, DL. 2003: Vicente DeLoach, DL; Darryl Harris, OL; Robert Lane, QB; Trumaine McBride, DB; Patrick Willis, LB. 2004: Chris Bowers, DE; Jason Cook, FB; Paul Eck, QB; Maurice Miller, OL; Dustin Mouzon, DB; David Traxler, OL. 2005: Michael Hicks, WR; Justin Sparks, K; Billy Tapp, QB. 2006: Daverin Gerald, DL; Michael Herrick, QB; Joshua Shene, K; Marcus Tillman, DL. 2007: Colby Arceneaux, DB; Isaiah Smith, LB. 2008: Brandon Bolden, RB; Nathan Stanley, QB; Devin Thomas, RB. 2009: Michael Brown, OL; Tyler Campbell, P; Joel Kight, LB; D.T. Shackelford, LB. 2010: Chase Hughes, C; Mike Marry, LB. 2011: Mitch Hall, OL; Ethan Hutson, OL. 2012: Quintavius Burdette, DB; Robert Conyers, OL; Ben Still, OL; Jaylen Walton, RB; John Youngblood, TE. 2013: Trey Bledsoe, WR; Eugene Brazley, RB; Evan Engram, TE; Austin Golsen, OL. 2014: Alvin (A.J.) Moore, DB; Calvin (C.J.) Moore, DB; Tyler Putman, OL; Sean Rawlings, OL; Jordan Sims, OL; Gary Wunderlich, K/P; 2015: Ross Donnelly, DT; Alex Givens, OL; Javon Patterson, OL; Jason Pellerin, QB; 2016: Jack DeFoor, OL; Donta Evans, LB; Bryce Mathews, OL; D.K. Metcalf, WR; Shea Patterson, QB; 2017: Ben Brown, OL; Alex Faniel, QB; MoMo Sanogo, LB, 2018: Hamilton Hall, OL; KD Hill, DL; Jacques Jones, LB; Luke Knox, LB; 2019: Carter Colquitt, OL; Jarod "Snoop" Conner, RB; Patrick Lucas Jr., DT; John Rhys Plumlee, QB; Caleb Warren, OL, 2020: Eli Acker, OL; Kentrel Bullock, RB; Cedric Johnson, LB; DeSanto Rollins, DL; Luke Shouse, OL; Damarcus Thomas, TE, 2021: Eli Acker, Kentrel Bullock, Cedric Johnson, DeSanto Rollins, Caleb Warren, Luke Altmeyer, Jayden Williams, Hudson Wolfe; 2022: Preston Cushman, OL; Jeremiah Dillon, WR

COMMUNITY/HUMANITARIAN AWARDS

SEC MICHAEL L. SLIVE DISTINGUISHED SERVICE AWARD WINNER: Archie Manning, 2018
SEC SPORTSMANSHIP AWARD: Rodney Scott, RB, 2010-17

SEC LEADERSHIP COUNCIL: Shea Patterson, QB, 2016-17; Javon Patterson, OL, 2018; Mac Brown, P, 2019; Mohamed Sanogo, LB, 2019; KD Hill, DL, 2022

SEC BRAD DAVIS COMMUNITY SERVICE LEADER OF THE YEAR: Mac Brown, P, 2020-21
SEC COMMUNITY SERVICE TEAM: Alundis Brice, DB, 1994; David Knott, FS, 1995; Walker Jones, LB, 1996-97; Gary Thigpen, CB, 1998; Deuce McAllister, RB, 1999; Romaro Miller, QB, 2000; Syniker Taylor, CB, 2001; Lanier Goethie, LB, 2002; Eli Manning, QB, 2003;

Jonathan Nichols, PK, 2004; Kelvin Robinson, LB, 2005; Patrick Willis, LB, 2006; Jason Cook, FB, 2007; David Traxler, TE, 2008; Dexter McCluster, RB-WR, 2009; Jerrrell Powe, DT, 2010; Jason Jones, DE, 2011; Devin Thomas, RB, 2012; Deterrian Shackelford, LB, 2013-14; Evan Engram, TE, 2015; Evan Engram, TE, 2016; Javon Patterson, OL, 2017; Javon Patterson, OL, 2018; Mac Brown, P, 2019; Mac Brown, P, 2020; Mac Brown, P, 2021; KD Hill, DL, 2022

SEC COMMUNITY SERVICE POSTGRADUATE SCHOLARSHIP: Walker Jones, LB, 1997
AMERICAN FOOTBALL COACHES ASSOCIATION (AFCA) GOOD WORKS TEAM: Kyle Wicker, DL, 1996; Walker Jones, LB, 1997; Deuce McAllister, RB, 1999; Romaro Miller, QB, 2000; Eli Manning, QB, 2002; Jamil Northcutt, LB, 2003; Jason Cook, FB, 2007; Deterrian Shackelford, LB, 2014 (Captain); Mac Brown, P, 2019; Mac Brown, P, 2021

FOOTBALL BOWL ASSOCIATION CHAMPIONS AWARD: Archie Manning, 2019-2020
RED BLAIK ALL-AMERICA FOOTBALL FOUNDATION OUTSTANDING LEADERSHIP AWARD: Todd Wade, OT, 1999; Deuce McAllister, RB, 2000; Terrence Metcalf, OT, 2001; Eddie Strong, LB, 2002; Eli Manning, QB, 2003; Michael Oher, OT, 2008; Jevan Snead, QB, 2009

SPORTING NEWS RADIO SOCRATES AWARD: Eli Manning, QB, 2003
BYRON "WHIZZER" WHITE HUMANITARIAN AWARD: Archie Manning, 1978

ATHLETES IN ACTION/BART STARR AWARD: Eli Manning, 2020
POP WARNER LITTLE SCHOLARS COLLEGE FOOTBALL AWARD: Evan Engram, 2016

NATIONAL FOOTBALL FOUNDATION GOLD MEDAL RECIPIENT: Archie Manning, 2016
NFF DISTINGUISHED AMERICAN AWARD (National): Robert C. Khayat, 2003

UFF CHAPTER PRESIDENTS AWARD: Frank O. Crosthwait Jr., 1991
NFF DISTINGUISHED AMERICAN AWARD (Ole Miss Chapter): C.M. "Tad" Smith & John Vaught, 1967; Thomas N. Turner, 1968; Chester H. Curtis, 1969; R.D. "Rube" Wilcox, 1970;

Mitchell Salloum Sr., 1971; Tom K. Swayze, 1972; Sam P. Carter, 1973; Buster Poole, 1978; Junie Hovious, 1979; Charlie Conerly, 1980; J. W. "Wobble" Davidson, 1981; Jim Ingram, 1982; Ray Poole, 1983; Dr. Wayne Terry Lamar, 1984; Charlie Flowers, 1985; Parker Hall, 1986; Kenneth D. Dill, 1987; Arnold L. "Showboat" Boykin, 1988; Robert C. Khayat, 1989; Eddie Crawford, 1990; Ben Williams, 1991; George P. Hewes, III, 1992; Warner Alford, 1993; Bobby Ray Franklin, 1994; Richard Price, 1995; Farley Salmon, 1996; Gregory Scott Walker, 1997; Preston (Pepp) Bennett, 1998; Billy Ray Adams & Louis Guy, 2000; Reed Davis, 2001; Archie Manning, 2002; Deuce McAllister, 2004; Jimmy Lear, 2005; Curtis Weathers, 2006; Preston Carpenter, 2007; Bo Bowen, 2008; Wesley Walls, 2009; Jimmy "Tank" Crawford, 2010; Glynn Griffing, 2011; Bill Jordan, 2012; Billy & Mollie Van Deventer, 2013; Dr. Alan Partin, 2015; Arthur F. "Skipper" Jernigan, 2016; Judge Robert W. Bailey, 2017; Ben & David Craddock, 2018; Romaro Miller, 2019; Bill Cook, 2021; Mac Haik, 2022

NFF CONTRIBUTION TO AMATEUR FOOTBALL AWARD (Ole Miss Chapter): Chancellor John D. Williams, 1967; Dr. T.A. Bickerstaff, 1968; Guy C. Billups & Jeff K. Hamm, 1969; Chancellor Porter L. Fortune, 1970; Dr. V.A. Coulter, 1971; H.W. "Bilby" Gates, 1972; Wesley I. "Doc" Knight, 1973; John Cain, 1978; Edwin "Goat" Hale, 1979; Governor William Winter, 1980; Robert Schwartz, 1981; John Reed Holley, 1982; Dr. Gerry Hopkins, 1982; Senator James O. Eastland, 1983; Clifford G. Worsham, 1984; Dr. Paul H. Moore, 1985; C. D. "Red" Galey, 1986; Lee T. Cossar, 1987; S. D. "Dee" Collins, 1988; Harold C. Kelly, 1989; James N., Butler, 1990; Bill Ross, 1991; Frank O. Crosthwait, Jr., 1992; Billy Brewer, 1993; Dr. Jerry Hollingsworth, 1994; Michael S. Starnes, 1995; Steve Davenport, 1996; Dr. R. Jerry Hornsby, 1997; Max W. Williams, 1998; Lyman Hellums & Stan Torgerson, 2000; Leroy Mullins, 2001; Dickie Scruggs, 2002; David O. McCormick, 2004; Bert Allen, 2005; Mike Glenn, 2006; Dr. Robert A. Weems, 2007; Shepard Smith, 2008; Butch Lambert Jr., 2009; Michael Rubenstein, 2010; Roland & Sheryl Burns, 2011; Dr. Ron Rychlak, 2012; Jesse Mitchell, 2013; Hu Meena, 2015; Deano C. Orr, 2016; Andrew J. Kilpatrick Jr., 2017; George Lotterhos, 2018; David Kellum, 2019; Sellers Shy, Sr., 2021; Walton Gresham III, 2022

OLE MISS M-CLUB LOTTERHOS SERVICE AWARD: Ed Horner, 2006; Eleanor Shaw, 2007;

George Lotterhos, 2008; Randy Reed, 2009; Bobby Bailless, 2010; Mike Robbins, 2011; Allen Brown, 2012; Alton Brown, 2012; David Wells, 2013; Larry Leo Johnson, 2014; Andy Kilpatrick, 2015; Bill Barry, 2016; William Griffin, 2017; Walker (Bill) Jones, III, 2018; Mike Ely, 2019; Don Walker, 2019; Pete Boone, 2021; Tim Ellis, 2022
NFL ALUMNI CAREER ACHIEVEMENT AWARD: Dr. Robert C. Khayat, 1998
PRO FOOTBALL WRITERS OF AMERICA GOOD GUY AWARD: Eli Manning, QB, 2021
CBS/TOYOTA LEADER OF THE YEAR: Todd Sandroni, FS, 1990
ARMY ROTC/THE SPORTING NEWS "BUILDING SUCCESSFUL FUTURES" AWARD: Sheldon Morris, WR, 1997
PAT SUMMERALL AWARD: Archie Manning, 2013
PAT TILLMAN PATRIOT AWARD: Tony Fein, LB, 2007
AUTOZONE LIBERTY BOWL DISTINGUISHED CITIZEN AWARD: Dr. Robert C. Khayat, 2007; Archie Manning, 2016
BIRMINGHAM QB CLUB DISTINGUISHED SERVICE AWARD: Archie Manning, 2018
DOLLAR GENERAL BOWL CHAMPIONS OF LIFE AWARD: Archie Manning, 2018
UPLIFTING ATHLETES RARE DISEASE CHAMPION TEAM: Mac Brown, 2021

ATHLETIC ACHIEVEMENT AWARDS

OUTSTANDING COLLEGE BACK IN AMERICA: Archie Manning, QB, 1969 (Walter Camp Memorial Award, Washington Touchdown Club)
FOOTBALL DIGEST NATIONAL PLAYER OF THE YEAR: Charlie Conerly, 1947
HELMS ATHLETIC FOUNDATION NATIONAL PLAYER OF THE YEAR: Charlie Conerly, HB, 1947
MAXWELL AWARD (Nation's Top Player): Eli Manning, QB, 2003
JOHNNY UNITAS GOLDEN ARM AWARD (Nation's Top Senior QB): Eli Manning, QB, 2003
DICK BUTKUS AWARD (Nation's Top Linebacker): Patrick Willis, LB, 2006
DICK BUTKUS AWARD (Top Pro Linebacker): Patrick Willis, LB, 2009
LAMBERT AWARD (Nation's Top Linebacker): Patrick Willis, LB, 2006
LOU GROZA AWARD (Nation's Top Kicker): Jonathan Nichols, K, 2003
OZZIE NEWSOME AWARD (Nation's Top Tight End): Evan Engram, 2016
WUERFFEL TROPHY (Exemplary Community Service): Deterrian Shackelford, LB, 2014
NATIONAL QUARTERBACK CLUB AWARD (National Collegiate Quarterback of the Year): Eli Manning, QB, 2003
CBS NATIONAL FRESHMAN OF THE YEAR: Quinshon Judkins, RB, 2023
ON3 TRUE FRESHMAN OF THE YEAR: Quinshon Judkins, RB, 2023
SEC PLAYER AWARDS (SEC COACHES): Player of the Year—Eli Manning, QB, 2003; Offensive Player of the Year—Eli Manning, QB, 2003; Defensive Player of the Year—Patrick Willis, LB, 2006; Special Teams Player of the Year—Jonathan Nichols, K, 2003; Freshman of the Year—Laquon Treadwell, WR, 2013; Quinshon Judkins, RB, 2022
SEC PLAYER AWARDS (AP): Offensive Player of the Year—Eli Manning, QB, 2003; Defensive Player of the Year—Patrick Willis, LB, 2006; Newcomer of the Year—Quinshon Judkins, RB, 2022
SEC PLAYER AWARDS (Scout.com): Defensive Player of the Year—Senquez Golson, DB, 2014
SEC PLAYER AWARDS (College Sports Madness): Defensive Player of the Year—Senquez Golson, DB, 2014
SEC PLAYER AWARDS (UPI): Player of the Year—Jake Gibbs, QB, 1960; Offensive Player of the Year—Archie Manning, QB, 1969
SEC PLAYER AWARDS (Athlon): Newcomer of the Year—Chad Kelly, QB, 2015
ATLANTA CONSTITUTION SUPERLATIVES (SEC): Lineman of the Year: Marvin Terrell, G, 1959
ATLANTA JOURNAL SEC MOST VALUABLE PLAYER: Charlie Conerly, 1947
COMMERCIAL APPEAL SEC PLAYER OF THE YEAR: Eli Manning, QB, 2003
NASHVILLE BANNER SEC PLAYER OF THE YEAR: Charles A. Conerly, HB, 1947; Jake Gibbs, QB, 1960; Archie Manning, QB, 1969
TOUCHDOWN CLUB OF ATLANTA AWARDS (SEC): Back of the Year—Charles A. Conerly, HB, 1947; Jake Gibbs, QB, 1960; Glynn Griffing, QB, 1962; Archie Manning, QB, 1969 (First Junior to be named); Eli Manning, QB, 2003; Lineman of the Year—Kenny Dill, C-LB, 1963
TOUCHDOWN CLUB OF ATLANTA SHUG JORDAN AWARD (Top Southeast Offensive Lineman): Michael Oher, OT, 2008
BIRMINGHAM QUARTERBACK CLUB AWARDS (SEC): Most Valuable Lineman—Marvin Terrell, G, 1959; Whaley Hall, T, 1963; Kris Mangum, 1996; Terrence Metcalf, OT, 2001; Most Valuable Back—Archie Manning, QB, 1969; Eli Manning, QB, 2003
LITTLE ROCK TOUCHDOWN CLUB AWARDS (SEC): Defensive Player of the Year—Patrick Willis, LB, 2006
COACH AND ATHLETE AWARD: Player of the Year in the Southeastern Area— Archie Manning, QB, 1969
MIAMI TOUCHDOWN CLUB (Fame) AWARD: Outstanding College Back in America: Archie Manning, QB, 1969
JACOBS BEST BLOCKER AWARD (SEC): Buddy Bowen, BB, 1947; Crawford Mims, G, 1953; Paige Cothren, FB, 1955; Everett Lindsay, OT, 1992; Michael Oher, OT, 2008
CONERLY TROPHY: Stewart Patridge, QB, 1997; Deuce McAllister, RB, 1999; Eli Manning, QB, 2001; Eli Manning, QB, 2003; Patrick Willis, LB, 2006; Bo Wallace, QB, 2012; Evan Engram, TE, 2016; A.J. Brown, WR, 2017; Elijah Moore, WR, 2020; Matt Corral, QB, 2021; Quinshon Judkins, RB, 2022
KENT HULL TROPHY: Laremy Tunsil, OL, 2014; Fahn Cooper, OL, 2015; Royce Newman, OL, 2020; Nick Broeker, OL, 2022
JACKSON CLARION-LEDGER MISSISSIPPI SPORTS PERSON OF THE YEAR: Eli Manning, QB, 2003; Houston Nutt, coach, 2008
JACKSON TOUCHDOWN CLUB SPORTSMAN OF THE YEAR: Archie Manning, 1969; Norris Weese, 1974; Archie Manning (Pro), 1979; Wesley Walls, 1989; Rufus French, 1998; Eli Manning, 2003

JACKSON TOUCHDOWN CLUB MISSISSIPPI PROFESSIONAL ATHLETE OF THE YEAR: Wesley Walls, 1997; Deuce McAllister, 2002
TENNESSEE MALE AMATEUR ATHLETE OF THE YEAR: Patrick Willis, 2007
COMMUNIGROUP MISSISSIPPI OFFENSIVE LINEMAN OF THE YEAR: Dawson Pruett, 1990; Everett Lindsay, 1992
CFPA ELITE RUNNING BACK TROPHY: Dexter McCluster, 2009
CFPA ELITE DEFENSIVE BACK TROPHY: Senquez Golson, 2014
ALL-SOUTH: Elmer Allen, Tackle, 1971 (CA); Rex Reed Boggan, Tackle, 1954; Johnny Brewer, End, 1960; Glenn Cannon, S, 1969 (CA); Dennis Coleman, DE, 1970; Charles Conerly, Halfback, 1947; Paige Cothren, Fullback, 1955; Jimmy Crawford, Guard, 1948-49; Eagle Day, Quarterback, 1955; John (Kayo) Dottley, Fullback, 1949-50; Hap Farber, 1969 (CA); Charlie Flowers, Fullback, 1959; Floyd Franks, Split End, 1970 (CA); Jake Gibbs, Quarterback, 1960; Kline Gilbert, Tackle, 1952; Parker Hall, Halfback, 1938; Gene Hickerson, Tackle, 1957; Frank M. Kinard, Tackle, 1937; Archie Manning, QB, 1970 (CA); Harold Maxwell, End, 1951; Worthy McClure, OT, 1970 (CA); Bobby McCool, Fullback, 1953; Crawford Mims, Guard, 1953; Buz Morrow, DT, 1969 (CA); Allen Muirhead, Halfback, 1954; Jimmy Patton, Halfback, 1952; Ray Poole, End, 1946; Wimpy Winther, Center, 1970 (CA)
SOPHOMORE ALL-SEC: Bob Bailless, LB, 1971; Treva Bolin, G, 1960; Johnny Brewer, E, 1957; Allen Brown, E, 1962; Dennis Coleman, DE, 1968; Paul Dongieux, LB, 1969; Rocky Fleming, E, 1964; John Fourcade, QB, 1979; Ray Heidel, DB, 1968; Stan Hindman, G, 196; Skip Jernigan, G, 1968; Jimmy Keyes, G, 1965; Bill Malouf, SE, 1972; Tommy Monsour, LB, 1970; Buzz Morrow, DT, 1967; Bruce Newell, DB, 1965; Richard Price, G, 1958; Dan Sartin, DT, 1965; Ralph Smith, E, 1959; Jim Urbeneck, DT, 1965; Burney Veasey, TE, 1971

COACHING/STAFF HONORS

AFCA DIVISION I-A REGION 2 COACH OF THE YEAR: David Cutcliffe, 2003; Houston Nutt, 2008
FCA NATIONAL COACH OF THE YEAR: Houston Nutt, 2009; Hugh Freeze, 2013
PLAYBOY COACH OF THE YEAR: John Vaught, 1960
SOUTHEASTERN CONFERENCE COACH OF THE YEAR (SEC COACHES): John Vaught, 1947 & 1962; David Cutcliffe, 2003; Houston Nutt, 2008
SOUTHEASTERN CONFERENCE COACH OF THE YEAR (AP): John Vaught, 1947-48-54-55-60-62; Ken Cooper, 1975; Tommy Tuberville, 1997; David Cutcliffe, 2003
SOUTHEASTERN CONFERENCE COACH OF THE YEAR (UPI): John H. Vaught, 1960-62; Ken Cooper, 1975; Billy Brewer, 1986
BIRMINGHAM NEWS SEC COACH OF THE YEAR: Billy Brewer, 1990
NASHVILLE BANNER SEC COACH OF THE YEAR: John H. Vaught, 1947, 1962; Ken Cooper, 1975; Billy Brewer, 1990
TOUCHDOWN CLUB OF ATLANTA SEC COACH OF THE YEAR: John H. Vaught, 1947; Houston Nutt, 2008
COLUMBIA, S.C., TOUCHDOWN CLUB MAJOR COLLEGE COACH IN THE SOUTH: Ken Cooper, 1975
FOOTBALLSCOOP.COM NATIONAL SPECIAL TEAMS COORDINATOR OF THE YEAR: James Shibest, 2008
FOOTBALLSCOOP.COM NATIONAL DEFENSIVE BACKS COACHES OF THE YEAR: Jason Jones and Dave Wommack, 2014
SCOUT.COM NATIONAL RECRUITER OF THE YEAR: Chris Kiffin, 2013
PROFESSIONAL FOOTBALL STRENGTH & CONDITIONING COACHES SOCIETY COLLEGIATE STRENGTH & CONDITIONING COACH OF THE YEAR: Don Decker, 2010
NATIONAL ASSOCIATION OF ATHLETIC DEVELOPMENT DIRECTORS FUNDRAISER OF THE YEAR: Keith Carter, 2016
CoSIDA HALL OF FAME: Billy Gates, 1969; Langston Rogers, 1990
CoSIDA ARCH WARD AWARD: Langston Rogers, 2001
CoSIDA TRAILBLAZER AWARD: Langston Rogers, 2008
MISSISSIPPI SPORTS WRITERS ASSOCIATION HALL OF FAME: Billy Gates, 1981; Jimmie McDowell, 1981; Langston Rogers, 1997
NATIONAL ATHLETIC TRAINERS' ASSOCIATION HALL OF FAME (Year Inducted): Wesley I. (Doc) Knight, 1969; Dr. Gretchen Schlabach, 2019.
MISSISSIPPI ATHLETIC TRAINERS' ASSOCIATION HALL OF FAME (Year Inducted): Wesley I. (Doc) Knight, 2003 (Charter Member); Leroy Mullins, 2004
FWAA SUPER 11 SPORTS INFORMATION DEPARTMENTS: Ole Miss, 2013
FOOTBALLSCOOP.COM VIDEO OF THE YEAR: Ole Miss, 2013 (2012 Highlights video)

BOWL AWARDS

SUGAR: Outstanding Player—Ray Brown, QB, 1958; Bobby Franklin, QB, 1960; Jake Gibbs, QB, 1961; Glynn Griffing, QB, 1963; Archie Manning, QB, 1970; Chad Kelly, QB, 2016. **COTTON:** Outstanding Back—Eagle Day, 1956; Eli Manning, QB, 2004; Outstanding Lineman—Buddy Allison, G, 1956; Josh Cooper, DL, 2004; Offensive Most Valuable Player—Dexter McCluster, RB-WR, 2009, 2010; Defensive Most Valuable Player—Marshay Green, DB, 2009. **GATOR:** Most Valuable Player, Winning Team—Bobby Franklin, QB, 1958. Most Valuable Player, Losing Team—Archie Manning, QB, 1971; Tyrone Ashley, DB, 1991. **LIBERTY:** Outstanding Offensive Lineman—Charles Horton, C, 1965; Worthy McClure, ST, 1968; Outstanding Defensive Lineman—Lee Garner, LB, 1965; Most Valuable Player, Outstanding Offensive Back—Steve Hindman, TB, 1968; Outstanding Defensive Back—Robert Bailey, M, 1968; Most Valuable Player—Randy Baldwin, RB, 1989; Cassius Ware, LB, 1992; Outstanding Offensive Player—Randy Baldwin RB, 1989; Russ Shows, QB, 1992; Outstanding Defensive Player—Jeff Carter, FS, 1989; Cassius Ware, LB, 1992. **PEACH:** Most Valuable Player, Offense—Norris Weese, QB, 1971; Most Valuable Player, Defense—Crowell Armstrong, LB, 1971. **INDEPENDENCE:** Most Valuable Player, Defense—Andre Townsend, DT, 1983; Kendrick Clancy, 1998; Tim Strickland, DB, 1999; Most Valuable Player, Offense—Mark Young, QB, 1986; Romaro Miller, QB, 1998; Eli Manning, QB, 2002. **FORD MOTOR CITY:** Most Valuable Player—Stewart Patridge, QB, 1997. **BBVA COMPASS:** Most Valuable

Player—Bo Wallace, QB, 2013. **MUSIC CITY:** Most Valuable Player—Bo Wallace, QB, 2013. **OUTBACK:** Most Valuable Player—Matt Corral, QB, 2021
SPORTS ILLUSTRATED ALL-BOWL TEAM: Matt Luke, C, 1998; Les Binkley, K, 1999; Todd Wade, OT, 1999; Cliff Woodruff, OL, 2004; Laremy Tunsil, OL, 2015
COLLEGE FOOTBALL NEWS.COM ALL-BOWL TEAM: Belton Johnson, OT, 2002
COTTON BOWL HALL OF FAME: Eagle Day, QB, 2003; Houston Nutt, head coach, 2018; Dexter McCluster, RB, 2020
INDEPENDENCE BOWL HALL OF HONOR: Mark Young, QB, 1999; Billy Brewer, head coach, 2000; Wesley Walls, TE, 2001; David Cutcliffe, head coach, 2003; Deuce McAllister, RB, 2006
ALL-TIME BOWL TEAMS—SUGAR (1955-62): Ray Brown, QB, 1958; Charles Flowers, FB, 1960; Bobby Franklin, QB, 1960; Gene Hickerson, T, 1958; Jackie Simpson, G, 1958; **(All-Time Team):** Ray Brown, B, 1935-59; Jim Dunaway, T, 1959-84; Jake Gibbs, P, 1959-84; **ORANGE (75th Anniversary All-Time Team):** Frank M. Kinard, T, 2008

ALL-STAR TEAM AWARDS

SENIOR BOWL: Outstanding Player—Glynn Griffing, QB, 1963; Outstanding South Team Lineman—Jackie Simpson, G, 1958; Hanson Churchwell, G, 1959; Ken Kirk, C, 1960 (co-c); Outstanding South Team Back—Bobby Crespino, WB, 1961. Most Valuable Offensive Player—John Fourcade, QB, 1987; Most Valuable Defensive Player—Patrick Willis, LB, 2007; **SENIOR BOWL: 1994 All-Senior Bowl/NFL Dream Team—**Tony Bennett; **BLUE-GRAY GAME:** Outstanding Lineman—Henry Linton, T, 1953; Most Valuable Defensive Player, Gray Squad—Pete Harris, LB, 1992; Outstanding Offensive Player, Gray Squad—Roell Preston, WR, 1994; Outstanding Defensive Player, Gray Squad—Abdul Jackson, LB, 1994. **NORTH-SOUTH GAME:** Most Valuable Player—Crawford Mims, G, 1953; **HULA BOWL:** Outstanding Offensive Player—Norris Weese, QB, 1974; Defensive MVP—Freddie Joe Nunn, DE, 1984

GAME AWARDS

ESPN NATIONAL PLAYER OF THE WEEK: Stewart Patridge, QB, vs. LSU, 1997
CBS SPORTSLINE PLAYER OF THE WEEK: Deuce McAllister, RB, vs. Arkansas, 1999
COMPAQ BEST KICKOFF RETURN OF THE WEEK: Deuce McAllister, RB, vs. Arkansas, 1999
WALTER CAMP NATIONAL OFFENSIVE PLAYER OF THE WEEK: Dexter McCluster, RB, vs. Tennessee, 2009; Matt Corral, QB, vs. Vanderbilt, 2020; Matt Corral, QB, vs. Austin Peay, 2021; Matt Corral, QB, vs. Tulane, 2021
AT&T ALL-AMERICA PLAYER OF THE WEEK: Dexter McCluster, RB-WR, vs. Tennessee, 2009
NATIONAL LINEMAN OF THE WEEK: James (Bud) Slay, E, vs. Maryland, 1952 (AP); Allen Green, C-KS, vs. Arkansas, 1960 (AP); Jim Dunaway, T, vs. LSU, 1962 (SI-Sports Illustrated); Jimmy Keyes, MG, vs. Memphis State, 1965 (SI); Jerry Richardson, DE, vs. Tennessee, 1966 (AP); Fred Brister, LB, vs. Tennessee, 1969 (AP); Crowell Armstrong, LB, vs. Alabama, 1970 (AP); Ben Williams, DT, vs. Villanova, 1973 (AP); Mike Pittman, DT, vs. Georgia, 1976 (AP)
NATIONAL BACK OF THE WEEK: Paige Cothren, FB, vs. Arkansas, 1955 (AP); Bobby Franklin, QB, Mississippi State 1958 (AP); Jake Gibbs, QB, vs. Mississippi State, 1960 (AP); Archie Manning, QB, vs. LSU, 1968 (AP); Archie Manning, QB, vs. Alabama, 1969 (AP); Archie Manning, QB, vs. LSU, 1969 (SI)
RIVALDS.COM NATIONAL OFFENSIVE PLAYER OF THE WEEK: Deuce McAllister, RB, vs. Mississippi State, 2000
RIVALDS.COM NATIONAL FRESHMAN OF THE WEEK: Dexter McCluster, WR, vs. Memphis, 2006
NATIONAL DEFENSIVE PLAYER OF THE WEEK (Sports Illustrated): Brian Moreland vs. Notre Dame, 1977; Jeff Herrrod vs., Arkansas State, 1987; Chris Mitchell vs. Arkansas, 1990
NATIONAL DEFENSIVE PLAYER OF THE WEEK (FWAA/Bronko Nagurski): Matt Grier vs. Florida, 2002
NATIONAL DEFENSIVE PLAYER OF THE WEEK (Bednarik Award): Cody Prewitt vs. Texas A&M, 2014; Robert Nkemdiche vs. No. 2 Alabama, 2015
NATIONAL QUARTERBACK OF THE WEEK (Davey O'Brien Award): Matt Corral, vs. Vanderbilt, 2020; Matt Corral, vs. Tulane, 2021
MANNING AWARD STARS OF THE WEEK: Bo Wallace, Louisiana-Lafayette, 2014; Chad Kelly, vs. Fresno State, 2015; Chad Kelly, vs. Alabama, 2015; Chad Kelly, vs. Arkansas, 2015; Chad Kelly, vs. Texas A&M, 2015; Jordan Taamu, vs. Arkansas, 2018; Matt Corral, vs. Kentucky, 2020; Matt Corral, vs. Vanderbilt, 2020; Matt Corral, vs. South Carolina, 2020; Matt Corral, vs. Arkansas, 2021
DAVEY O'BRIEN GREAT 8 (Davey O'Brien Award): Matt Corral, vs. Kentucky, 2020; Matt Corral, vs. Vanderbilt, 2020; Matt Corral, vs. South Carolina, 2020; Matt Corral, vs. Arkansas, 2021; Matt Corral, vs. Tennessee, 2021
NATIONAL SENIOR OF THE WEEK (Senior Bowl): Senquez Golson vs. Tennessee, 2014; Cody Prewitt vs. Texas A&M, 2014
NATIONAL PERFORMER OF THE WEEK (College Football Performance Awards): Jordan Ta'amu vs. ULM, 2018; Matt Corral vs. Tulane, 2021; Matt Corral vs. Arkansas, 2021
NATIONAL DEFENSIVE BACK OF THE WEEK (CFPA): Senquez Golson vs. Louisiana-Lafayette, 2014; Cody Prewitt vs. Texas A&M, 2014
NATIONAL KICKOFF RETURNER OF THE WEEK (CFPA): Jaylen Walton vs. Texas, 2012
NATIONAL LINEBACKER OF THE WEEK (CFPA): Denzel Nkemdiche vs. Alabama, 2012
NATIONAL PUNT RETURNER OF THE WEEK (CFPA): Jeff Scott vs. Texas, 2013
NATIONAL PUNTER OF THE WEEK (CFPA): Will Gleeson vs. Boise State, 2014; Will Gleeson vs. Tennessee, 2014
NATIONAL TIGHT END OF THE WEEK (CFPA): Evan Engram vs. Vanderbilt, 2014; Evan Engram vs. Auburn, 2014; Evan Engram vs. Mississippi State, 2014
NATIONAL TIGHT END OF THE WEEK (John Mackey): Evan Engram vs. Ga. Southern, 2016
NATIONAL BACKFIELD OF THE WEEK (UPI): Jimmy Patton, LHB, vs. Tulane, 1953; Paige Cothren, FB, vs. Arkansas, 1955; Louis Guy, WB, vs. Tennessee, 1962; Archie Manning, QB, vs. Alabama, 1969; Archie Manning, QB, vs. LSU, 1969
247SPORTS NATIONAL TRUE FRESHMAN OF THE WEEK: Quinshon Judkins, RB, vs. Auburn, 2022

PAUL HORNING AWARD HONOR ROLL: Jaylon Jones, DB, vs. Texas Tech, 2018; Jerrion Ealy, RB, vs. South Carolina, 2020
PRO FOOTBALL FOCUS NATIONAL TEAM OF THE WEEK: Alex Givens, OL, vs. Texas Tech, 2018; Damarkus Lodge, WR, vs. ULM, 2018; Elijah Moore, WR, vs. Florida, 2020; Matt Corral, QB, vs. Vanderbilt, 2020; Elijah Moore, WR, vs. Vanderbilt, 2020
PRO FOOTBALL FOCUS SEC TEAM OF THE WEEK: Alex Givens, OL, vs. Texas Tech, 2018; Vernon Dasher, DB, vs. Southern Illinois, 2018; Victor Evans, DL, vs. Southern Illinois, 2018; Greg Little, OL, vs. Southern Illinois, 2018; Sean Rawlings, OL, vs. Southern Illinois, 2018; Jordan Ta'amu, QB, vs. Southern Illinois, 2018; Greg Little, OL, vs. Kent State, 2018; Qadir Sheppard, DL, vs. Kent State, 2018; Jordan Ta'amu, QB, vs. Kent State, 2018; A.J. Brown, WR, vs. ULM, 2018; Damarkus Lodge, WR, vs. ULM, 2018; Greg Little, OL, vs. Arkansas, 2018; Sean Rawlings, OL, vs. Arkansas, 2018; Lakin Henry, LB, vs. California, 2019; Austrian Robinson, DL, vs. Vanderbilt, 2019; Benito Jones, DL, vs. New Mexico State, 2019; Keidron Smith, DB, vs. New Mexico State, 2019
SOUTHEASTERN LINEMAN OF THE WEEK: Allen Green, C-KS, vs. Arkansas, 1960 (AP); Rocky Fleming, WB, vs. Tennessee, 1965 (UPI); Jim Urbanek, DT, vs. Houston, 1966 (AP); Jerry Richardson, DE, vs. Tennessee, 1966 (AP); Fred Brister, LB, vs. Tennessee, 1969 (AP); Crowell Armstrong, LB, vs. Alabama, 1970 (AP); Elmer Allen, DT, vs. LSU 1971 (AP); Ben Williams, DT, vs. Villanova, 1973 (AP); Richard (Stump) Russell, LB, vs. Missouri 1974 (AP); George Stuart, LB, vs. Alabama 1976 (AP); Mike Pittman, DT, vs. Georgia, 1976 (AP); Charlie Cage, DT, vs. Notre Dame, 1977 (AP); George Plasketes, DE, vs. Tennessee, 1977 (AP); Eddie Cole, LB, vs. Memphis St. 1978, (AP); James Otis, DE, vs. Tennessee, 1979 (AP); Andre Townsend, DT, vs. Vanderbilt, 1983 (AP); Freddie Joe Nunn, DE, vs. Memphis State, 1984 (AP), vs. Arkansas, 1984 (AP), vs. Mississippi State, 1984 (AP); Dan Boyce vs. Tulane, 1984 (AP)
SOUTHEASTERN OFFENSIVE PLAYER OF THE WEEK (AP): Paige Cothren, FB, vs. Arkansas, 1955; Bobby Franklin, QB, vs. Miss. State, 1958; Jake Gibbs, QB, vs. Miss. State, 1960; Archie Manning, QB, vs. Memphis State and LSU, 1968; vs. Georgia, LSU and Tennessee, 1969; vs. Alabama and Georgia, 1970; Norris Weese, QB, vs. LSU, 1971; vs. Mississippi State, 1972; James Reed, TB, vs. Tennessee, 1973; Tim Ellis, QB vs. Georgia, 1976; Tim Ellis and Bobby Garner vs. Notre Dame, 1977; Malvin Gipson vs. Vanderbilt 1980; Jimmy Moffett, WR, vs. Mississippi State, 1983; Kent Austin, QB, vs. Arkansas, 1983; vs. Vanderbilt, 1985; Chris Osgood, QB, vs. Memphis State, 1986
SOUTHEASTERN DEFENSIVE PLAYER OF THE WEEK (AP): Howard Moss, SS, vs. LSU, 1986; Jeff Herrod, LB, vs. Arkansas State, 1987
SOUTHEASTERN DEFENSIVE PLAYER OF THE WEEK (UPI): Jimmy Keyes, LB, vs. Georgia, 1967; Robert Bailey, M, vs. Alabama, 1968; Glenn Cannon, S, vs. Tennessee, 1969; Ben Williams, DT, vs. Missouri, 1974; Ben Williams, MG, vs. Southern Miss. and Tennessee, 1975; Gary Turner, DE, vs. Georgia, 1975; George Stuart, LB, vs. Alabama, 1976; Mike Pittman, DT, vs. Georgia, 1976; Charlie Cage, DT, vs. Notre Dame, 1977; George Plasketes, DE, vs. Auburn and Tennessee, 1977; James Otis, DE, vs. Tennessee, 1979; Andre Townsend, DT, vs. Vanderbilt, 1982; Eric Truitt, DB, vs. Vanderbilt, 1983
SOUTHEASTERN OFFENSIVE PLAYER OF THE WEEK (UPI): Archie Manning, QB, vs. Memphis State, Southern Miss. and LSU, 1968; vs. Alabama, Georgia and LSU, 1969; Norris Weese, QB, vs. LSU, 1971; vs. Mississippi State, 1972; James Reed, TB, vs. Tennessee, 1973; Reg Woullard, RB vs. Tulane, 1976; Tim Ellis, QB, vs. Georgia, 1976; John Fourcade, QB, vs. Miss. State, 1981; Kent Austin, QB, vs. Tulane, 1982
SEC PLAYER OF THE WEEK: Terry Williamson, DG, vs. Arkansas, 1983; Andre Townsend, DT, vs. Vanderbilt, 1983; Timmy Moffett, WR, vs. Mississippi State, 1983; Freddie Joe Nunn, DE, vs. Memphis State and Arkansas, 1984; Kent Austin, QB, vs. Vanderbilt, 1985; Jeff Noblin, FS, vs. Memphis State, 1986; Mike Fitzsimmons, DT, vs. Tulane, 1986; Don Price, CB, vs. Vanderbilt, 1986; Howard Moss, SS, vs. LSU, 1986; Jeff Herrod, LB, vs. Mississippi State, 1986; Jeff Herrod, LB, vs. Arkansas State, 1987; John Darnell, QB, vs. Vanderbilt, 1987; Mark Young, QB, vs. Vanderbilt, 1988; Tony Bennett, OLB, vs. Alabama, 1988; Mark Young, QB, vs. Mississippi State 1988; Tony Bennett, OLB., vs. Memphis State, 1989; Chauncey Godwin, CB, vs. Florida, 1989; John Darnell, QB, vs. Arkansas State, 1989; Randy Baldwin, RB, vs. Tulane, Georgia, and LSU, 1990; Chris Mitchell, SS, vs. Arkansas, 1990; Brian Lee, K, vs. Tulane, 1991; Chad Brown, DT, vs. Tulane, 1991; Russ Shows, QB, vs. Kentucky, 1991; Cassius Ware, LB, vs. Auburn, 1992; Cory Philpot, TB, vs. Kentucky, 1992; Chad Brown, DT, vs. Mississippi State, 1992; Dewayne Dotson, LB, vs. Vanderbilt, 1993; Cassius Ware, LB, vs. Georgia, 1993; Michael Lowery, SS, vs. LSU, 1994; Nate Wayne, LB, vs. Georgia, 1995; Walker Jones, FS, vs. Mississippi State, 1995; Paul Head, QB, vs. Idaho State, 1996; Nate Wayne, LB, vs. Georgia, 1996; Stewart Patridge, QB, vs. Vanderbilt, 1997; Stewart Patridge, QB, vs. LSU, 1997; Timothy Strickland, FS, vs. Mississippi State, 1997; Cory Peterson, WR, vs. Auburn, 1999; Deuce McAllister, RB, vs. Arkansas, 1999; Deuce McAllister, RB, vs. Mississippi State, 2000; Eli Manning, QB, vs. Alabama, 2001; L.P. Spence, LB, vs. LSU, 2001; Jason Armstead, RS, vs. Memphis, 2002; Jonathan Nichols, PK, vs. Vanderbilt, 2002; Matt Grier, DB, vs. Florida, 2002; Jason Armstead, RS, vs. Mississippi State, 2002; Jonathan Nichols, PK, vs. Vanderbilt, 2003; Von Hutchins, DB, vs. Florida, 2003; Eli Manning, QB, vs. South Carolina, 2003; Eli Manning, QB, vs. Auburn, 2003; McKinley Boykin, DT, vs. South Carolina, 2004; Jonathan Nichols, PK, vs. Wyoming, 2004; McKinley Boykin, DT, vs. Vanderbilt, 2004; Chris Spencer, C, vs. Mississippi State, 2004; Patrick Willis, LB, vs. Memphis, 2005; Rory Johnson, LB, vs. Vanderbilt, 2006; Dustin Mouzon, DB, vs. Memphis, 2007; Greg Hardy, DL, vs. Alabama, 2007; Peria Jerry, DL, vs. Vanderbilt, 2008; Jamarca Sanford, DB, vs. Florida, 2008; Peria Jerry, DL, vs. Arkansas, 2008; Maurice Miller, OL, vs. Auburn, 2008; Michael Oher, OL, vs. Louisiana-Monroe, 2008; Daverin Gerald, C, vs. Mississippi State, 2008; Peria Jerry, DL, vs. Mississippi State, 2008; Dexter McCluster, RB-WR, vs. Arkansas, 2009; Dexter McCluster, RB-WR, vs. Tennessee, 2009; Reid Neely, OL, vs. LSU, 2009; Jesse Grandy, PR, vs. Kentucky, 2010; Bobby Massie, OL, vs. UL-Lafayette, 2010; C.J. Johnson, DE, vs. Central Arkansas, 2012; A.J. Hawkins, G, vs. UTEP, 2012; Aaron Morris, G, vs. Tulane, 2012; Denzel Nkemdiche, LB, vs. Alabama, 2012; Bryson Rose, PK, vs. Auburn, 2012; Bryson Rose, PK, vs. Arkansas, 2012; Donte Moncrief, WR, vs. Mississippi

State, 2012; Jeff Scott, ST, vs. Texas, 2013; Robert Nkemdiche, DL, vs. Troy, 2013; Cliff Coleman, DB, vs. Vanderbilt, 2014; Bo Wallace, QB, vs. Alabama, 2014; Cody Prewitt, DB, vs. Texas A&M, 2014; Marquis Haynes, DL, vs. Texas A&M, 2014; Will Gleeson, P, vs. LSU, 2014; Tony Conner, DB, vs. Mississippi State, 2014; C.J. Johnson, DL, vs. Mississippi State, 2014; Fahn Cooper, OL, vs. Vanderbilt, 2015; Trae Elston, DB, vs. Texas A&M, 2015; DeMarquis Gates, LB, vs. LSU, 2015; Marquis Haynes, DE, vs. LSU, 2015; Marquis Haynes, DE, vs. Auburn, 2015; Marquis Haynes, DE, vs. Texas A&M, 2015; Chad Kelly, QB, vs. Auburn, 2015; Robert Nkemdiche, DT, vs. Alabama, 2015; Robert Nkemdiche, DT, vs. Mississippi State, 2015; Gary Wunderlich, K, vs. Alabama, 2015; Jordan Sims, OL, vs. Georgia, 2016; Gary Wunderlich, K, vs. Texas A&M, 2016; Shea Patterson, QB, vs. UT Martin, 2017; Marquis Haynes, DE, vs. Vanderbilt, 2017; Shea Patterson, QB, vs. Vanderbilt, 2017; Josiah Coatney, DT, vs. Kentucky, 2017; Jordan Ta'amu, QB, vs. Kentucky, 2017; Greg Little, OL, vs. Mississippi State, 2017; Gary Wunderlich, K, vs. Mississippi State, 2017; Greg Little, OL, vs. Texas Tech, 2018; Luke Logan, K, vs. Texas Tech, 2018; Scottie Phillips, RB, vs. Texas Tech, 2018; Jordan Ta'amu, QB, vs. Arkansas, 2018; Luke Logan, K, vs. Vanderbilt, 2018; Ben Brown, OL, vs. Vanderbilt, 2019; Mac Brown, P, vs. Kentucky, 2020; Matt Corral, QB, vs. Vanderbilt, 2020; Nick Broeker, OL, vs. South Carolina, 2020; Matt Corral, QB, vs. South Carolina, 2020; Matt Corral, QB, vs. Tulane, 2021; Jeremy James, OL, vs. Tulane, 2021; Nick Broeker, OL, vs. Arkansas, 2021; Matt Corral, QB, vs. Tennessee, 2021; Chance Campbell, LB, vs. LSU, 2021; Sam Williams, DL, vs. LSU, 2021; Caden Costa, K, vs. Texas A&M, 2021; Caleb Warren, OL, vs. Texas A&M, 2021; Caleb Warren, OL, vs. Vanderbilt, 2021

SEC FRESHMAN OF THE WEEK: Dexter McCluster, WR, vs. Memphis, 2006; Marshay Green, WR, vs. Mississippi State, 2006; Laquon Treadwell, WR, vs. Vanderbilt, 2013; Marquis Haynes, DL, vs. LSU, 2014; Shea Patterson, QB, vs. Texas A&M 2016; D.K. Metcalf, WR, vs. Kentucky, 2017; Matt Corral, QB, vs. Arkansas, 2019; John Rhys Plumlee, QB, vs. Vanderbilt, 2019; John Rhys Plumlee, QB, vs. New Mexico State, 2019; John Rhys Plumlee, QB, vs. LSU, 2019; Caden Costa, K, vs. Louisville, 2021; Quinshon Judkins, RB, vs. Tulsa, 2022; Quinshon Judkins, RB, vs. Kentucky, 2022; Quinshon Judkins, RB, vs. Auburn, 2022; Quinshon Judkins, RB, vs. Texas A&M, 2022; Quinshon Judkins, RB, vs. Arkansas, 2022

SEC OFFENSIVE PLAYER OF THE WEEK: Jonathan Mingo, WR, vs. Vanderbilt, 2022

SEC OFFENSIVE LINEMAN OF THE WEEK: Nick Broeker, OL, vs. Georgia Tech, 2022; Micah Pettus, OL, vs. Kentucky, 2022

SEC DEFENSIVE LINEMAN OF THE WEEK: Jared Ivey, DL, vs. Auburn, 2022

TYLER ROSE AWARD NATIONAL PLAYER OF THE WEEK: Damarkus Lodge, WR, vs. ULM, 2018

AT&T LONG DISTANCE AWARD: Vincent Brownlee, WR, vs. Vanderbilt (68-yard punt return, plus 35-yard kickoff return), 1991; Tom Luke, QB, and Tyrone Ashley, RB, vs. Tennessee (82-yard pass completion), 1991; Brian Lee, K, vs. Vanderbilt (49-yard field goal), 1992; Ta'Boris Fisher, WR, vs. Auburn (77-yard TD punt return), 1993; Lawrence Adams, QB, and Eddie Small, WR, vs. Northern Illinois (80-yard TD pass completion), 1993; Ta'Boris Fisher, WR, vs. LSU (56-yard punt return), 1994; John Avery, KR vs. LSU (100-yard TD kickoff return), 1996; Tim Montz, K, vs. Georgia (51-yard field goal), 1996; John Avery, KR, vs. Alabama (100-yard TD kickoff return), 1997; John Avery, RB, vs. Arkansas (97-yard TD run), 1997

CHEVROLET MOST VALUABLE PLAYER: Charlie Cage (D), DT, vs. LSU, 1977; James Otis DE, vs. LSU, 1980; Andre Townsend, DT, vs. Vanderbilt, 1982; Kent Austin, QB, vs. Tulane, 1982; Shawn Cobb, LB, vs. Tennessee, 1990; Johnny Dixon, SS, vs. Georgia, 1992; Cassius Ware, LB, vs. Alabama, 1993; Abdul Jackson, LB, vs. Alabama, 1994; Jevan Snead, QB, vs. Wake Forest, 2008

SPRING AWARDS

JOHN HOWARD VAUGHT AWARD OF EXCELLENCE: Elmer Allen, DT, 1972; Don Leathers, OT, 1973; Norris Weese, QB, 1974; Greg Markow, DE, 1975; Richard "Dick" Lawrence, OT, 1976; George Stuart, LB, 1977; George Plasketes, DE, 1978; Curtis Weathers, TE, 1979; Jim Miller, P, 1980; Ken Toler, WR, 1981; John Fourcade, QB, 1982; Brian Kennedy, DE, 1983; Dwayne Nesmith, LB, 1984; Timmy Moffett, WR, 1985; Jamie Holder, WR, 1986; Jeff Noblin, DE, 1987; Danny Hoskins, OG, 1988; Bryan Owen, K, 1989; John Darnell, QB, 1990; (tie) Shawn Cobb, LB, and Dawson Prueett, C, 1991; Jay Hopson, DB, 1992; Dwayne Amos, DB, 1993; Clint Conlee, OT, 1994; James Holcombe, OL, 1995; Trey Wicker, DE, 1996; Kyle Wicker, DE, 1997; Boyd Kitchen, OG, 1998; Matt Luke, C, 1999; Todd Wade, OT, 2000; Duce McClister, RB, 2001; Mitch Skrmetta, TE, 2002; Ben Claxton, C, 2003; Jesse Mitchell, DT, 2004; Marcus Johnson, OG, 2005; Tre' Stallings, OT, 2006; Patrick Willis, LB, 2007; BenJarvus Green-Ellis, RB, 2008; Jason Cook, FB, 2009; Marshay Green, DB, 2010; Jerrell Powe, DT, 2011; Brandon Bolden, RB, 2012; Ferbia Allen, TE, 2013; Mike Marry, LB, 2014; Cody Prewitt, DB, 2015; C.J. Johnson, LB, 2016; Evan Ingram, TE, 2017; Jordan Wilkins, RB, 2018; Javon Patterson, OL, 2019; Elijah Moore, WR, 2020; Mark Robinson, LB, 2021; Nick Broeker, OL, 2022

JEFF HAMM MEMORIAL AWARD: Dick Lawrence, OT, 1975; Dale Erves, 1979; Keith Fourcade, LB, 1982; John Allen, OG, 1983; Eric Denmark, OT, 1984; Nathan Wonsley, TB, 1985; Jeff Noblin, DB, 1986; Willie Goodloe, RB, 1987; Shawn Cobb, LB, 1988; Pat Coleman, WR, 1989; Phillip Kent, OLB, 1990; Marvin Courtney, RB, and Gary Abide, LB, 1991; Jody Hill, LB, 1992; Brian Mays, DT, 1993; Shannon Provencher, OG, 1994; Dou Innocent, RB, 1995; David Evans, DT, 1996; Walker Jones, LB, 1997; Tony Cannon, RB, 1998; Shane Grice, OL, & Shawn Johnson, LB, 1999; Terrence Metcalf, OL, & Justin Coleman, DB, 2000; Toward Sanford, RB, & Von Hutchins, DB, 2001; Doug Buckles, OG, & Chris Knight, DB, 2002; Bobby Harris, OL, & Rob Robertson, LB, 2003; Micheal Spurlock, QB, & Michael Bozeman, DL, 2004; Micheal Spurlock, QB, & Patrick Willis, LB, 2005; BenJarvus Green-Ellis, RB, & Peria Jerry, DL, 2006; BenJarvus Green-Ellis, RB, & Marcus Tillman, DL, 2007; Dexter McCluster, WR, & Peria Jerry, DL, 2008; Devin Thomas, RB, & Jerrell Powe, DL, 2009; Bradley Sowell, OL, & Ted Laurent, DL, 2010; Brandon Bolden, RB, & D.T. Shackelford, LB, 2011; Wesley Pendleton, DB, 2012; Chief Brown, DB, 2013; Cliff Coleman, DB, 2014; C.J. Hampton, DB, 2015; D.J. Jones, DT, 2016; Detric Bing-Dukes, 2017; Ryder Anderson, DE, 2018; Charles Wiley, LB, 2019; Tavius Robinson, DL, 2020; Ashanti Cistrunk, LB, 2021; Zxavian

Harris, DL, & Trey Washington, DB, 2022

ELI MANNING AWARD: Ja-Mes Logan, WR, 2012; I'Tavius Mathers, RB 2013; Collins Moore, WR, 2014; Jordan Sims, OL, 2015; Van Jefferson, WR, 2016; Markell Pack, WR, 2017; Octavious Cooley, TE, 2018; Tylan Knight, RB, 2019; Caleb Warren, OL, 2020; Kentrel Bullcock, RB, 2021; Ullyses Bentley IV, RB, 2022

BIRMINGHAM CHAPTER LEADERSHIP AWARD: Frank Halbert, FB, 1961; Woody Dabbs, E, 1962; Kenny Dill, C-LB, 1963; Allen Brown, E, 1964; Jimmy Heidel, QB/S, 1965; Charles Hinton, C, 1966; Mac Haik, WR, 1967; Hank Shows, TE, 1968; Glenn Cannon, DB, 1969; Norris Weese, QB, 1973; Kenny King, LB, 1974-75; Bob Grefseing, DE, 1978; Michael "Coot" Russell, C, 1981; Malvin Gipson, DB, 1982; Johnny Burrow, DB, 1983; Kelly Powell, QB, 1984; Bob Blakemore, DE, 1985; Jay Webb, DE, 1986; Jeff Herrod, LB, 1987; Woody Soehn, OL, 1988; Shawn Cobb, LB, 1989; Tim Brown, OG, 1990; Chris Mitchell, SS, 1991; Jeff Carter, DB, 1992; Thomas McLeish, TE, 1993; Sidney Carmichael, DE, 1994; Jeff Miller, OT, 1995; Dou Innocent, RB, 1996; Paul Head, QB, and Derek Jones, DB, 1997; Walker Jones, LB, 1998; Matt Luke, C, 1999; Ronnie Heard, DB, 2000; Romaro Miller, QB, 2001; Terrence Metcalf, OT, 2002; Lanier Goethie, LB, 2003; Eli Manning, QB, 2004; Rob Robertson, LB, 2005; Michael Bozeman, DL, 2006; Patrick Willis, LB, 2007; Robert Hough, TE, 2008, Jamarca Sanford, DB, 2009; Dexter McCluster, WR/RB, 2010; Jeremiah Masoli, QB, 2011; Marcus Temple, DB, 2012; Jason Jones, DE, 2013; Emmanuel McCray, OL, 2014; Bo Wallace, QB, 2015; Mike Hilton, DB, 2016; D.J. Jones, DL, 2017; Taylor Polk, LB, 2018; Zedrick Woods, DB, 2019; Royce Newman, OL, 2020; Chance Campbell, LB, 2021; Jonathan Mingo, WR, 2022

CLOWER-WALTERS AWARD: Richard "Stump" Russell, LB, 1974; Robert "Ben" Williams, DL, 1975; Mike Pittman, DT, 1976; Robert "Randy" White, OL, 1977; Lawrence Johnson, DT, 1978; Gregg Jefcoat, OG, 1979; Chris Cottom, OL, 1980; Quentin McDonald, DT, 1981; Andre "Hammerhead" Thomas, RB, 1982; Andre Townsend, DT, 1983; Freddie Joe Nunn, DE, 1984; Nathan Wonsley, RB, 1985; Ricky Myers, SE, 1986; Jeff Herrod, LB, 1987; Wesley Walls, TE, 1988; Tony Bennett, OLB, 1989; Kelvin Pritchett, DT, 1990; Phillip Kent, OLB, 1991; Cory Philpot, TB, 1992; Johnny Dixon, DB, 1993; Abdul Jackson, LB, 1994; Renard Brown, DE, 1995; Shannon Provencher, OG, 1996; Broc Kreitz, LB, 1997; Gary Thigpen, CB, 1998; Kendrick Clancy, DT, 1999; Derrick Burgess, DE, 2000; Terrence Metcalf, OT, 2001; Matt Grier, DB, 2002; Eli Manning, QB, 2003; Marcus Johnson, OG, 2004; Bobby Harris, OL, 2005; Will Moseley, K, 2006; Seth Adams, QB, 2007; Chris Bowers, DE, 2008; Reid Neely, OL, 2009; Wesley Phillips, C, 2010; Vincent Moss, DB, 2011; Devin Thomas, RB, 2013; Andrew Ritter, K, 2014; Senquez Golson, DB, 2015; Cody Core, WR, 2016; John Youngblood, LB, 2017; Gary Wunderlich, K, 2018; Sean Rawlings, OL, 2019; Jack Propst, LS, 2020; Ben Brown, DL, 2021; Tavius Robinson, DL, 2022

M-CLUB ALUMNI CHAPTER MOST DEDICATED PLAYER AWARD: Bo Bowen, RB, 1969; Jim Stuart, LB, 1973; Pete Markow, S, 1974; James Hickman, OT, 1975; Bobby Garner, QB, 1978; Clay Erwin, DE, 1982; Melvin Brown, DB, 1983; Joe Hall, SS, 1984; Bob Blakemore, DE, 1985; Tony Rayburn, OL, 1986; Mike Fitzsimmons, DL, 1987; Robert Smith, FB-LB, 1988; Shawn Sykes, RB, 1989; Darryl Smith, DL, 1990; Todd Sandroni, FS, 1991; Cliff Dew, C, 1992; Lynn Ross, LB, 1993; Michael Lowery, DB, 1994; Alundis Brice, DB, 1995; David Knott, DB, 1996; Lawrence Adams, H-B, 1997; Andre Harrison, DE, 1998; Tony Cannon, RB, 1999; Cory Peterson, WR, 2000; Shane Elam, DE, 2001; Charles Stackhouse, FB, 2002; Belton Johnson, OT, 2003; Charlie Anderson, DE, 2004; Jonathan Nichols, PK, 2005; Michael Bozeman, DL, 2006; Andrew Wicker, OL, 2007; Robert Lane, TE, 2008; Peria Jerry, DL, 2009; John Jerry, OL, 2010; Jonathan Cornell, LB, 2011; Justin Smith, DT, 2012

PHI BETA SIGMA CHUCKY MULLINS COURAGE AWARD: Chris Mitchell, SS, 1990; Jeff Carter, FS, 1991; Trea Southerland, DB, 1992; Johnny Dixon, SS, 1993; Alundis Brice, DB, 1994; Michael Lowery, LB, 1995; Derek Jones, CB, 1996; Nate Wayne, LB, 1997; Gary Thigpen, CB, 1998; Ronnie Heard, LB, 1999; Anthony Magee, DB, 2000; Kevin Thomas, LB, 2001; Lanier Goethie, LB, 2002; Jamil Northcutt, LB, 2003; Eric Oliver, DB, 2004; Kelvin Robinson, LB, 2005; Patrick Willis, LB, 2006; Jeremy Garrett, DL, 2007; Jamarca Sanford, DB, 2008; Marcus Tillman, DE, 2009; Kentrell Lockett, DL, 2010; Deterrian (D.T.) Shackelford, LB, 2011; Jason Jones, DE, 2012; Mike Marry, LB, 2013; Deterrian (D.T.) Shackelford, LB, 2014; Mike Hilton, DB, 2015; John Youngblood, DE, 2016; Marquis Haynes, DE, 2017; C.J. Moore, DB, 2018; Austrian Robinson, DL, 2019; Jaylon Jones, DB, 2020; Keidron Smith, DB, 2021; KD Hill, DL, 2022

J. RICHARD PRICE COURAGE AND COMPASSION AWARD: Matt Luke, C, 1998; Todd Wade, OT, 1999; Shane Elam, DE, 2000; Terrence Metcalf, OT, & Anthony Sims, DT, 2001; Ben Claxton, C, 2002; Jesse Mitchell, DL, 2003; Marcus Johnson, OL, 2004; Michael Bozeman, DL, 2005; Andrew Wicker, OL, 2006; Corey Actis, OL, 2007; Darryl Harris, OL, 2008; John Jerry, OL, 2009; Jerrell Powe, DL, 2010; Bradley Sowell, OL, 2011; Terrell Brown, OT, 2012; Evan Swindall, C, 2013; Carlton Martin, OL/DT, 2014; Fadol Brown, DL, 2015; Robert Conyers, OL, 2016; Daronte Bouldin, OL, 2017; Jordan Sims, OL, 2018; Alex Givens, OL, 2019; Ben Brown, OL, 2020; Nick Broecker, OL, 2021; Caleb Warren, OL, & Cedric Johnson, DL, 2022

PARK STEVENS MEMORIAL SCHOLARSHIP: Taylor Polk, LB, 2015; Cale Luke, WR, 2016; Dawson Knox, TE, 2017; Floyd Allen, WR, 2018; Luke Logan, K, 2019; Jalen Denton, DB, 2020; Peyton Cox, OL, 2020; Danny Lockhart II, LB, 2021; Rayf Vinson, WR, 2021; Matt Jones, RB, & Richard O'Bryant, DB, 2022

M-CLUB ALUMNI OFF-SEASON AWARD: Dawson Prueett, C, 1988

MISCELLANEOUS AWARDS

NATIONAL FOOTBALL FOUNDATION OUTSTANDING OFFICIALS AWARD: Butch Lambert, Sr. & Butch Lambert, Jr., 2006

C. LEROY MULLINS HEART OF CHAMPION AWARD: Renard Brown, 1995; Yolanda Moore, 1996; Anthony Boone, 1997; Grant Heard, 1998; Derrick Burgess, 1999; John Engstrom, 2001; Syniker Taylor, 2001; Lanier Goethie, 2002; Doug Zeigler, 2002; L.P. Spence, 2003

REBELS IN ALL-STAR CLASSICS

Chicago All-Star Game

| | |
|------|-------------------------|
| 1938 | Bruiser Kinard, T |
| 1939 | Parker Hall, HB |
| 1942 | Junie Hovious, HB * |
| 1947 | Ray Poole, E |
| 1948 | Charles Conerly, HB |
| 1949 | †Barney Poole, E |
| 1950 | Jimmy Crawford, G |
| 1951 | John (Kayo) Dottley, FB |
| 1953 | Kline Gilbert, T |
| 1954 | Ed Beatty, C |
| | Crawford Mims, G |
| 1955 | Rex Reed Boggan, T |
| 1957 | Paige Cothren, FB |
| 1958 | Raymond Brown, QB |
| | Gene Hickerson, T |
| 1959 | Hanson Churchwell, G |
| 1960 | Billy Brewer, QB |
| | Bobby Franklin, QB |
| | Bobby Khayat, G |
| | Ken Kirk, C |
| 1961 | George Blair, HB |
| | Johnny Brewer, E |
| | Bobby Crespino, HB |
| 1963 | Jim Dunaway, T |
| | Glynn Griffing, QB |
| | Louis Guy, WB |
| | Chuck Morris, TB |
| 1964 | Perry Lee Dunn, QB |
| 1965 | Allen Brown, E |
| 1966 | Stan Hindman, G |
| | Jimmy Heidel, DHB |
| | Bill Clay, DHB ‡ |

*Invited, Did not Participate, Naval Service

†All-Stars captain

‡Injured, did not play

Senior Bowl

(Mobile, Ala.)

| | |
|------|-------------------------|
| 1950 | Jimmy Crawford, G |
| 1951 | John (Kayo) Dottley, FB |
| | Bill Stribling, E |
| 1952 | Showboat Boykin, FB |
| 1954 | Crawford Mims, G |
| 1955 | Rex Reed Boggan, T |
| | Allen Muirhead, HB |
| 1956 | Earl Blair, HB |
| 1958 | Ray Brown, QB |
| | Gene Hickerson, T |
| | Jackie Simpson, G * |
| 1959 | Hanson Churchwell, G * |
| | Milton Crain, C |
| 1960 | Ken Kirk, C (c-c) * |
| | Marvin Terrell, G |
| | Cowboy Woodruff, HB |
| 1961 | George Blair, HB |
| | Johnny Brewer, E |
| | Bobby Crespino, HB † |
| | Richard Price, G |
| 1962 | Ralph Smith, E |
| | Billy Ray Adams, FB ‡ |
| 1963 | Glynn Griffing, QB § |
| | Jim Dunaway, T |
| 1964 | Perry Lee Dunn, QB |
| | Whaley Hall, T |
| 1965 | Allen Brown, E |
| 1966 | Stan Hindman, G |
| | Bill Clay, DHB |
| | Mike Dennis, TB † |
| 1967 | Doug Cunningham, TB |
| | Chuck Hinton, C ‡ |
| 1968 | Jimmy Keyes, LB |
| | Dan Sartin, DT |
| 1969 | Jim Parkes, C |
| 1970 | Glenn Cannon, S |
| 1971 | Worthy McClure, OT |
| | Wimpy Winther, C |
| 1972 | Paul Dongieux, LB |

| | |
|------|-------------------------|
| 1976 | Ben Williams, MG-DT |
| 1977 | Kem Coleman, LB |
| 1980 | Ken Toler, WR |
| | Chuck Commiskey, OG |
| 1981 | John Fourcade, QB @ |
| 1983 | Andre Townsend, DT |
| | Kelly Powell, QB |
| 1984 | Freddie Joe Nunn, DE |
| 1985 | Benton Reed, DT |
| | Kent Austin, QB † |
| 1986 | Bill Smith, P |
| 1987 | J.R. Ambrose, WR |
| | Jeff Herrod, LB ** |
| 1988 | Rodney Lowe, DT |
| | Stevon Moore, CB |
| | Wesley Walls, TE ‡ |
| 1989 | Tony Bennett, OLB |
| | Pat Coleman, WR |
| | Willie Green, WR |
| 1990 | Doug Jacobs, DT |
| | Chris Mitchell, SS |
| | Kelvin Pritchett, DT |
| | Dawson Pruet, C |
| 1991 | Tyji Armstrong, TE |
| | Tyrone Ashley, RB/DB |
| | Phillip Kent, OLB |
| 1992 | Chad Brown, DT |
| | Brian Lee, K |
| | Everett Lindsay, OT |
| 1993 | Johnny Dixon, DB |
| | Dewayne Dotson, LB |
| 1994 | ‡Alundis Brice, DB |
| | Abdul Jackson, LB |
| 1995 | Dou Innocent, RB |
| 1997 | John Avery, RB/KR |
| 1999 | Kendrick Clancy, DT |
| | Tutan Reyes, OT |
| | Todd Wade, OT |
| 2000 | Derrick Burgess, DE |
| | Ken Lucas, DB |
| | ‡Deuce McAllister, RB |
| 2001 | Terrence Metcalf, OL |
| | Charles Stackhouse, FB |
| 2002 | Ben Claxton, C |
| | ‡Doug Zeigler, TE |
| 2004 | Marcus Johnson, OG |
| | Jonathan Nichols, PK |
| 2006 | Patrick Willis, LB** |
| 2008 | Peria Jerry, DT |
| | Ashlee Pamer, LB |
| | Michael Oher, OT |
| | Mike Wallace, WR |
| 2009 | Shay Hodge, WR ‡ |
| | John Jerry, OL |
| | Dexter McCluster, RB-WR |
| 2015 | Senquez Golson, DB |
| | Cody Prewitt, DB |
| 2017 | Evan Ingram, TE |
| | ‡Chad Kelly, QB |
| 2018 | Marquis Haynes, DE |
| 2019 | Javon Patterson, OL |
| 2020 | Josiah Coatney, DL |
| | Benito Jones, DL |
| 2021 | Royce Newman, OL |
| | Kenny Yeboah, TE |
| 2022 | Dontario Drummond, WR |
| | Braylon Sanders, WR |
| | Sam Williams, DL |
| 2023 | Nick Broeker, OL |
| | Jonathan Mingo, WR |
| | Tavius Robinson, DL |

* Outstanding Lineman-South team

** Defensive MVP-South team

† Outstanding Back-South team

‡ Outstanding Player

§ Injured, did not play

@ Outstanding Offensive Player

The Hula Bowl

(Honolulu, Hawaii)

| | |
|------|------------------------|
| 1956 | Eagle Day, QB |
| 1957 | Paige Cothren, FB |
| 1960 | Larry Grantham, E # |
| | Charlie Flowers, FB |
| 1968 | Jim Urbanek, DT |
| 1971 | Archie Manning, QB |
| | Skip Jernigan, G |
| 1972 | Elmer Allen, DT |
| | Jim Poole, TE |
| 1974 | Norris Weese, QB * |
| | Burney Veazey, TE |
| | Art Bressler, G |
| 1977 | George Plasketes, DE |
| 1978 | Charlie Cage, DT |
| 1980 | Mark Moore, OT |
| 1981 | John Fourcade, QB |
| 1984 | Freddie Joe Nunn, DE @ |
| 1988 | Stevon Moore, CB |
| 1999 | Armegis Spearman, LB |
| 2006 | McKinley Boykin, DL |
| 2022 | Deane Leonard, DB |
| 2023 | Mason Brooks, OL |

Outstanding Lineman

* Outstanding Offensive Player

@ Outstanding Defensive Player

East-West Game

(San Francisco, Calif.)

| | |
|------|-----------------------|
| 1967 | Chuck Hinton, C ‡ |
| 1973 | Norris Weese, QB |
| 1975 | Ben Williams, MG-DT |
| 1976 | Wade Griffin, TE |
| 1977 | Kem Coleman, LB |
| 1979 | Hoppy Langley, KS |
| 1984 | Timmy Moffett, SE |
| 1988 | Wesley Walls, TE ‡ |
| 1992 | Everett Lindsay, OT * |
| 1996 | Kris Mangum, TE |
| 1999 | Tutan Reyes, OT |
| 2002 | Eddie Strong, LB |
| 2004 | Chris Collins, WR |

(Houston, Texas)

| | |
|------|---------------------------|
| 2008 | BenJarvus Green-Ellis, RB |
| | Robert Lane, TE |
| 2009 | Maurice Miller, OL |

(Orlando, Fla.)

| | |
|------|-----------------|
| 2010 | Greg Hardy, DE |
| | Joshua Shene, K |
| 2011 | Ted Laurent, DT |

(St. Petersburg, Fla.)

| | |
|------|----------------------|
| 2012 | Kentrell Lockett, DE |
| | Bradley Sowell, OT |
| 2014 | Ja-Mes Logan, WR |
| 2016 | Fahn Cooper, OT |
| | Cody Core, WR |
| 2017 | Quincy Adebeyejo, WR |
| 2019 | Damarkus Lodge, WR ‡ |
| | Sean Rawlings, OL |
| | Jordan Ta'amu, QB |
| | Ken Webster, DB * |
| | Zedrick Woods, DB |

(Paradise, Nev.)

2022 Chance Campbell

(Las Vegas, Nev.)

2023 Mason Brooks, OL

A.J. Finley, DB

‡ Injured, did not play

* Invited, did not play

‡ Injured, did not play

‡ Injured, did not play

‡ Injured, did not play

‡ Injured, did not play

‡ Injured, did not play

‡ Injured, did not play

‡ Injured, did not play

North-South Game

(Baltimore, Md.)

| | |
|------|----------------|
| 1932 | Tom Swayze, E |
| | Guy Turnbow, T |

(Miami, Fla.)

| | |
|------|-------------------------|
| 1948 | Dixie Howell, HB |
| | Barney Poole, E |
| | Farley Salmon, QB |
| 1949 | Jimmy Clark, T |
| | Jimmy Crawford, G |
| | Doug Hamley, T |
| 1950 | John (Kayo) Dottley, FB |
| | Bill Stribling, E |
| 1951 | Ken Barfield, T |
| | Hal Maxwell, E |
| | Mel Sinquefeld, C |
| 1953 | Ed Beatty, C |
| | Harol Lofton, HB |
| | Crawford Mims, G * |
| 1956 | Paige Cothren, FB |
| | Eddie Crawford, HB |
| | Jerry Stone, C |
| 1965 | Bill Clay, DHB |
| | Tommy Lucas, T |

* Most Valuable Player

Coaches Association All-America Bowl

| | |
|------|-----------------------|
| 1961 | Johnny Brewer, E |
| | Allen Green, C |
| | Bobby Crespino, HB * |
| 1962 | Jerry Brown, T ‡ |
| | Doug Elmore, QB |
| | Billy Ray Adams, FB ‡ |
| 1963 | Jim Dunaway, T |
| | Glynn Griffing, QB |
| 1964 | Whaley Hall, T |
| 1965 | Bill Clay, DHB |
| | Stan Hindman, DE |
| | Jimmy Keyes, LB |
| 1968 | Claude Herard, DT |
| | Buz Morrow, DT |
| | Glenn Cannon, S * |
| 1971 | Wimpy Winther, C |
| | Wyck Neely, DHB |
| | Elmer Allen, DT |
| 1976 | Ben Williams, DT-MG |

‡ Injured, did not play

* Invited, did not play

Blue-Gray Classic

(Montgomery, Ala.)

| | |
|------|-----------------------|
| 1939 | Bill Schneller, QB |
| 1940 | George Kinard, G |
| 1941 | Merle Hapes, FB |
| | Junie Hovious, HB *** |
| 1942 | Oscar Britt, G |
| 1944 | Robert McCain, E-HB |
| 1946 | Gene Roberts |
| | Ray Poole, RE |
| 1949 | Jimmy Crawford, G |
| | Roland Dale, T |
| 1953 | Henry Linton, T * |
| 1960 | Walter Suggs |
| 1964 | Allen Brown, E |
| | Bobby Robinson, LG |
| 1965 | Mike Dennis, TB |
| 1968 | Steve Hindman, TB |
| 1975 | Rick Kimbrough, FLK |
| | Bill Farris, DE-P |
| 1976 | Mike Pittman, DT |
| 1977 | George Plasketes, DE |
| 1978 | Curtis Weathers, SE |
| 1979 | Terrence Walker, G |
| 1980 | Ken Toler, WR |
| | Chuck Commiskey, OG |
| 1981 | John Fourcade, QB |
| 1983 | Buford McGee, TB |
| 1984 | Greg Walker, OT |
| 1986 | Bill Smith, P |

| | |
|------|--|
| 1987 | J.R. Ambrose, WR † Jeff Herrod, LB Todd Irvin, OL |
| 1988 | Rodney Lowe, DT Stevon Moore, CB Wesley Walls, TE |
| 1991 | Tyji Armstrong, TE Tyroné Ashley, RB/DB Pete Harris, LB @ Phillip Kent, OLB |
| 1993 | Eddie Small, WR Cassius Ware, LB |
| 1994 | Alundis Brice, LB Abdul Jackson, LB ** Roell Preston, WR *** |
| 1995 | Dou Innocent, RB Chris May, OG Josh Nelson, QB |
| 1996 | Ta'Boris Fisher, WR Derek Jones, DB Kris Mangum, TE |
| 2001 | Joe Gunn, RB <i>*Outstanding Lineman</i> <i>**Outstanding Defensive Player</i> <i>***Outstanding Offensive Player</i> <i>†Injured, did not play</i> <i>@Defensive MVP-Gray team</i> |

Japan Bowl

| | |
|------|----------------------|
| 1977 | George Plasketes, DE |
| 1977 | Tim Ellis, QB |
| 1978 | Curtis Weathers, SE |

Challenge Bowl

| | |
|--------------------------------|--|
| <i>(Corpus Christi, Texas)</i> | |
| 1964 | Reed Davis, TE Kenny Dill, C Larry Smith, WB |

All-America Football Classic
(Washington, D.C.)

| | |
|------|----------------|
| 1992 | Artis Ford, DT |
|------|----------------|

Magnolia All-Star Classic
(Jackson, Miss.)

| | |
|------|--------------------------------------|
| 1993 | Tony Collier, DB Cassius Ware, LB |
|------|--------------------------------------|

Magnolia Gridiron All-Star Classic
(Jackson, Miss.)

| | |
|------|---|
| 2005 | Michael Bozeman, DL Bobby Harris, OL |
|------|---|

National All-Stars College Football Classic
(Orlando, Fla.)

| | |
|------|--|
| 1995 | Woody Janssen, OG Anthony Panzarella, DT Charlie Perkins, OL |
| 2000 | |

The Villages Gridiron All-Star Classic
(Orlando, Fla.)

| | |
|------|---|
| 1999 | Cory Peterson, WR |
| 2000 | Keydrick Vincent, OT |
| 2004 | Von Hutchins, DB |
| 2005 | Bill Flowers, WR Eric Rice, TE Cody Ridgeway, P |

Las Vegas All-American Classic
(Las Vegas, Nev.)

| | |
|------|---------------------------------------|
| 2006 | Michael Bozeman, DL Mario Hill, WR |
|------|---------------------------------------|

North-South All-Star Classic
(Houston, Texas)

| | |
|------|----------------------|
| 2006 | Trumaine McBride, DB |
|------|----------------------|

Collge Gridiron Showcase
(Arlington, Texas)

| | |
|------|------------------------------------|
| 2015 | Carlos Thompson, DE |
| 2016 | Chief Brown, DB |
| 2017 | Akeem Judd, RB Rommel Mageo, LB |

NFL Players Association Game*
(El Paso, Texas)

| | |
|------|--|
| 2009 | Jamarca Sanford, DB Marshay Green, DB Gerald Harris, TE Kendrick Lewis, DB Emmanuel Stephens, DL Patrick Trahan, LB |
| 2010 | |

(San Antonio, Texas)
2011 Jerrell Powe, DT
(Carson, Calif.)

| | |
|------|---|
| 2013 | Pierce Burton, OL Mike Marry, LB Charles Sawyer, DB |
| 2015 | Bo Wallace, QB † |
| 2016 | Mike Hilton, DB |

| | |
|---|-------------------------------------|
| | Aaron Morris, OL |
| 2017 | D.J. Jones, DT |
| 2019 | Qaadir Sheppard, LB |
| 2022 | Braylon Sanders, WR |
| 2023 | Jonathan Cruz, K Malik Heath, WR |
| <i>†Injured, did not play</i> <i>*formerly Texas vs. The Nation All-Star Challenge</i> | |

Casino Del Sol College All-Star Game*
(Tempe, Ariz.)

| | |
|------|---|
| 2011 | Jeremiah Masoli, QB <i>(Tuscon, Ariz.)</i> |
| 2012 | Wayne Dorsey, DE <i>*formerly Eastham Energy College All-Star Game</i> |

Players All-Star Classic
(Little Rock, Ark.)

| | |
|------|--------------------|
| 2012 | Brandon Bolden, RB |
|------|--------------------|

Battle of Florida
(Boca Raton, Fla.)

| | |
|------|-------------------|
| 2012 | Enrique Davis, RB |
|------|-------------------|

Raycom College All-Star Classic
(Montgomery, Ala.)

| | |
|------|------------------|
| 2013 | Gilbert Pena, DT |
|------|------------------|

College All-Star Bowl
(Greenville, S.C.)

| | |
|------|---|
| 2014 | Tyler Campbell, P Jeff Scott, RB Evan Swindall, C |
|------|---|

Medal of Honor Bowl
(Charleston, S.C.)

| | |
|------|----------------------|
| 2014 | Emmanuel McCray, OL |
| 2015 | Serderius Bryant, LB |

Tropical Bowl
(Daytona Beach, Fla.)

| | |
|------|---------------------------------------|
| 2017 | Herbert Moore, DT Markell Pack, WR |
|------|---------------------------------------|

ALL-SOUTH

| |
|----------------------------------|
| Elmer Allen, T, 1971 (CA) |
| Rex Reed Boggan, T, 1954 |
| Johnny Brewer, E, 1960 |
| Glenn Cannon, S, 1969 (CA) |
| Dennis Coleman, DE, 1970 |
| Charles Conerly, HB, 1947 |
| Paige Cothren, FB, 1955 |
| Jimmy Crawford, G, 1948-49 |
| Eagle Day, QB, 1955 |
| John (Kayo) Dottley, FB, 1949-50 |
| Hap Farber, 1969 (CA) |
| Charlie Flowers, FB, 1959 |
| Floyd Franks, SE, 1970 (CA) |
| Jake Gibbs, QB, 1960 |
| Kline Gilbert, T, 1952 |
| Parker Hall, HB, 1938 |
| Gene Hickerson, T, 1957 |
| Frank M. Kinar, T, 1937 |
| Archie Manning, QB, 1970 (CA) |
| Harold Maxwell, E, 1951 |
| Worthy McClure, OT, 1970 (CA) |
| Bobby McCool, FB, 1953 |
| Crawford Mims, G, 1953 |
| Buz Morrow, DT, 1969 (CA) |
| Allen Muirhead, HB, 1954 |
| Jimmy Patton, HB, 1952 |
| Ray Poole, E, 1946 |
| Wimpy Winther, C, 1970 (CA) |

SOPHOMORE ALL-SOUTHEASTERN

| | |
|---------|---|
| 1949 -- | Don Blanchard, E Rocky Byrd, B |
| 1957 -- | Johnny Brewer, E |
| 1958 -- | Richard Price, G |
| 1959 -- | Ralph Smith, E |
| 1960 -- | Treva "Bookie" Bolin, G |
| 1962 -- | Allen Brown, E |
| 1963 -- | Stan Hindman, G |
| 1964 -- | Rocky Fleming, E |
| 1965 -- | Jimmy Keyes, DG Bruce Newell, DB Dan Sartin, DT Jim Urbaneck, DT |
| 1967 -- | Buz Morrow, DT |
| 1968 -- | Dennis Coleman, DE Ray Heidel, DB Skip Jernigan, OG |
| 1969 -- | Paul Dongieux, LB Bobby Knight, DB |
| 1970 -- | Tommy Monsour, LB |
| 1971 -- | Burney Veasey, TE Bob Bailess, LB |
| 1972 -- | Bill Malouf, SE |
| 1979 -- | John Fourcade, QB |

OLE MISS ATHLETIC DIRECTORS



Ed Walker
1930-37



Harry Mehre
1938-45



C.M. "Tad" Smith
1946-71



Bruiser Kinar
1971-73



John Vaught
1973-78



Warner Alford
1978-94



Robert Khayat
(Interim) 1994



Pete Boone
1995-98; 2002-12



Eddie Crawford
(Interim) 1998



John Shafer
1998-2002



Ross Bjork
2012-19



Keith Carter
2019-Pres.

ALL-TIME DRAFT SELECTIONS

| YEAR | RND | PICK | NAME, POSITION | TEAM | YEAR | RND | PICK | NAME, POSITION | TEAM |
|------|-----|------|-----------------------------|------------------------|------|-----|------|------------------------|-------------------|
| 1937 | 7 | 64 | Jim Poole, E | New York Giants | 1953 | 16 | 183 | Jimmy Lear, B | Chicago Cardinals |
| 1938 | 3 | 18 | Frank (Bruiser) Kinard, T | Brooklyn | 1953 | 16 | 184 | Jim Slay, E | Washington |
| 1939 | 10 | 85 | Kimble Bradley, B | Brooklyn | 1953 | 18 | 214 | Marv Trauth, T | Philadelphia |
| 1939 | 1 | 3 | Parker Hall, B | Cleveland | 1953 | 23 | 270 | Jim Mask, E | Chicago Bears |
| 1940 | 19 | 172 | Bill Schneller, B | Philadelphia | 1954 | 1 | 10 | Ed Beatty, C | Los Angeles Rams |
| 1941 | 13 | 118 | George Kinard, G | Brooklyn | 1954 | 18 | 209 | Crawford Mims, G | New York Giants |
| 1941 | 14 | 121 | Les Dodson, B | Philadelphia | 1954 | 23 | 268 | Pete Mangum, B | New York Giants |
| 1942 | 1 | 8 | Merle Hapes, B | New York Giants | 1954 | 23 | 273 | Harold Lofton, B | Philadelphia |
| 1942 | 18 | 168 | Junie Hovious, B | New York Giants | 1955 | 8 | 92 | Jimmy Patton, B | New York Giants |
| 1943 | 12 | 110 | Dan Wood, C | Washington | 1955 | 10 | 116 | Lea Paslay, B | New York Giants |
| 1943 | 14 | 130 | Oscar Britt, G | Washington | 1955 | 21 | 252 | Jim Walters, T | Detroit |
| 1944 | 13 | 125 | Ray Poole, E | New York Giants | 1956 | 2 | 25 | Billy Kinard, B | Cleveland |
| 1944 | 15 | 147 | Ollie Poole, E | New York Giants | 1956 | 13 | 153 | Eddie Crawford, B | New York Giants |
| 1945 | 6 | 53 | Barney Poole, E | New York Giants | 1956 | 15 | 176 | Buddy Alliston, G | Green Bay |
| 1945 | 13 | 127 | Charlie Conerly, QB | Washington | 1956 | 17 | 195 | Dick Weiss, T | San Francisco |
| 1946 | 14 | 123 | Bob McCain, E | Pittsburgh | 1956 | 17 | 203 | Eagle Day, QB | Washington |
| 1946 | 26 | 243 | Clarence Castle, B | Pittsburgh | 1956 | 18 | 208 | Billy Yelverton, T | San Francisco |
| 1946 | 32 | 299 | Mike Campbell, E | Washington | 1956 | 23 | 273 | Bob (Slick) McCool, B | New York Giants |
| 1947 | 8 | 65 | H.A. Smith, E | Chicago Bears | 1956 | 26 | 308 | Dick Goehle, T | Green Bay |
| 1947 | 2 | 11 | Charlie Conerly, QB | Brooklyn (AAFC) | 1957 | 7 | 78 | Gene Hickerson, T | Cleveland |
| 1948 | 6 | 36 | Bill Erickson, T | New York Giants | 1957 | 17 | 205 | Jerry Stone, C | New York Giants |
| 1948 | 29 | 268 | Buddy Bowen, B | Washington | 1957 | 22 | 256 | Paige Cothren, B | Los Angeles Rams |
| 1948 | 15 | 93 | Bill Erickson, T | Los Angeles Dons | 1958 | 5 | 50 | Ray Brown, B | Baltimore |
| 1948 | 9 | 52 | Barney Poole, E | N.Y. Yankees (AAFC) | 1958 | 6 | 70 | Billy Lott, B | New York Giants |
| 1949 | 5 | 47 | Earl Howell, B | Los Angeles Rams | 1958 | 12 | 140 | Leroy Reed, B | Pittsburgh |
| 1949 | 11 | 109 | Jerry Tiblier, B | Chicago Bears | 1958 | 16 | 190 | John West, T | New York Giants |
| 1949 | 11 | 111 | Bobby Wilson, B | Philadelphia | 1958 | 20 | 232 | Kent Lovelace, B | Philadelphia |
| 1949 | 20 | 196 | Ben Mann, G | Pittsburgh | 1958 | 21 | 246 | Jackie Simpson, G | Washington |
| 1949 | 13 | 95 | Roland Dale, T | Brooklyn (AAFC) | 1958 | 23 | 268 | Billy Templeton, E | Philadelphia |
| 1949 | 25 | 165 | Phil Poole, G | Chicago Hornets (AAFC) | 1958 | 23 | 273 | Billy Hurst, B | New York Giants |
| 1949 | 19 | 142 | Jerry Tiblier, B | Los Angeles Dons | 1959 | 5 | 60 | Don Churchwell, G | Baltimore |
| 1949 | 29 | 154 | Jim Clark, G | Los Angeles Dons | 1959 | 12 | 142 | Charlie Flowers, B | New York Giants |
| 1950 | 2 | 24 | John (Kayo) Dottley, B | Chicago Bears | 1959 | 13 | 156 | Rudi Smith, T | Baltimore |
| 1950 | 9 | 118 | Bobby Wilson, B | Philadelphia | 1959 | 19 | 228 | Milt Crain, C | Baltimore |
| 1950 | 20 | 258 | Jim (Tank) Crawford, G | Chicago Bears | 1959 | 20 | 233 | Billy Brewer, B | Washington |
| 1950 | 21 | 267 | Bill Stribling, E | New York Giants | 1960 | 2 | 24 | Marvin (Bo) Terrell, G | Baltimore |
| 1951 | 6 | 68 | Ken Farragut, C | Philadelphia | 1960 | 4 | 41 | Johnny Brewer, E | Cleveland |
| 1952 | 5 | 53 | Mel Sinquefield, C | Dallas Texans | 1960 | 6 | 69 | Bob Khayat, G | Cleveland |
| 1952 | 10 | 118 | Carl West, B | San Francisco | 1960 | 6 | 72 | George Blair, B | New York Giants |
| 1952 | 20 | 239 | Rex Boggan, T | New York Giants | 1960 | 9 | 104 | Ken Kirk, C | Chicago Bears |
| 1952 | 21 | 250 | Arnold (Showboat) Boykin, B | Detroit | 1960 | 11 | 127 | Bobby Franklin, B | Cleveland |
| 1952 | 23 | 271 | Ken Barfield, T | Washington | 1960 | 15 | 178 | Larry Grantham, E | Baltimore |
| 1952 | 23 | 274 | Hal Maxwell, E | Detroit | 1960 | A | | Billy Brewer, QB | Boston (AFL) |
| 1953 | 6 | 68 | Kline Gilbert, T | Chicago Bears | 1960 | A | | Larry Grantham, E | N.Y. Jets (AFL) |
| 1953 | 14 | 162 | Charley Montgomery, T | Pittsburgh | 1960 | A | | Bob Khayat, T | Buffalo (AFL) |



Michael Oher was selected 23rd overall by the Baltimore Ravens in the 2009 NFL Draft.

| YEAR | RND | PICK | NAME, POSITION | TEAM |
|------|-----|------|--------------------------|-----------------------|
| 1960 | A | | Ken Kirk, C | Buffalo (AFL) |
| 1960 | A | | Marvin (Bo) Terrell, G | Dallas Texans (AFL) |
| 1960 | A | | Bobby Franklin, QB | L.A. Chargers (AFL) |
| 1960 | A | | Charlie Flowers, FB | L.A. Chargers (AFL) |
| 1960 | B | | Don Churchwell, G | Oakland (AFL) |
| 1960 | B | | Billy Lott, HB | Oakland (AFL) |
| 1961 | 1 | 10 | Bobby Crespino, E | Cleveland |
| 1961 | 5 | 67 | Jerry Daniels, E | New York Giants |
| 1961 | 8 | 109 | Allen Green, C | New York Giants |
| 1961 | 9 | 125 | Jake Gibbs, QB | Cleveland |
| 1961 | 11 | 151 | Bob Benton, T | New York Giants |
| 1961 | 13 | 171 | Doug Elmore, B | Washington |
| 1961 | 15 | 209 | Charley Taylor, B | Cleveland |
| 1961 | 6 | | Jake Gibbs, QB | Houston (AFL) |
| 1961 | 6 | 44 | Bobby Crespino, HB | Oakland (AFL) |
| 1961 | 8 | | Dick Price, G | Oakland (AFL) |
| 1961 | 10 | | Jerry Daniels, E | Dallas Texans (AFL) |
| 1961 | 23 | | Jim Anderson, FB | Houston (AFL) |
| 1962 | 3 | 36 | Billy Ray Adams, FB | San Francisco |
| 1962 | 4 | 54 | Glynn Griffing, QB | New York Giants |
| 1962 | 5 | 58 | Treva (Bookie) Bolin, G | New York Giants |
| 1962 | 5 | 65 | Chuck Morris, B | Green Bay |
| 1962 | 6 | 76 | Jerry Brown, G | San Francisco |
| 1962 | 8 | 111 | Ralph (Catfish) Smith, E | Philadelphia |
| 1962 | 9 | 120 | Jim Roberts, T | San Francisco |
| 1962 | 12 | | Ralph (Catfish) Smith, E | San Diego (AFL) |
| 1962 | 14 | | Treva (Bookie) Bolin, G | Dallas Texans (AFL) |
| 1962 | 14 | | Glynn Griffing, QB | Houston (AFL) |
| 1962 | 16 | | Billy Ray Adams, FB | Houston (AFL) |
| 1962 | 26 | | Chuck Morris, HB | New York Titans (AFL) |
| 1962 | 26 | | Jim Roberts, T | Denver (AFL) |
| 1962 | 31 | | Doug Elmore, HB | San Diego (AFL) |
| 1962 | 32 | | Charley Taylor, HB | Boston (AFL) |
| 1963 | 1 | 3 | Jim Dunaway, T | Minnesota |
| 1963 | 3 | 40 | Louis Guy, B | Philadelphia |
| 1963 | 4 | 48 | Whaley Hall, T | Dallas Cowboys |
| 1963 | 9 | 124 | Ken Dill, LB | Detroit |
| 1963 | 2 | | Jim Dunaway, T | Buffalo (AFL) |
| 1963 | 7 | | Louis Guy, HB | New York Titans (AFL) |
| 1963 | 14 | | Whaley Hall, T | Boston (AFL) |
| 1963 | 26 | | Ken Dill, C | San Diego (AFL) |
| 1964 | 4 | 45 | Perry Lee Dunn, QB | Dallas |
| 1964 | 9 | 114 | Larry Smith, B | Philadelphia |
| 1964 | 10 | 135 | Bobby Robinson, G | Cleveland |
| 1964 | 15 | 208 | Chuck Hinton, G | New York Giants |
| 1964 | 19 | 264 | Frank Kinard, HB | New York Giants |
| 1964 | 20 | 268 | Tommy Lucas, G | Philadelphia |
| 1964 | 3 | | Perry Lee Dunn, DB | San Diego (AFL) |
| 1964 | 18 | | Bobby Robinson, G-LB | San Diego (AFL) |

FIRST-ROUND DRAFT PICKS

| YEAR | PICK | PLAYER | POSITION | TEAM | NFL CAREER |
|------|------|------------------|------------------|---------------------|------------------|
| 1939 | 3 | Parker Hall | Back | Cleveland Rams | 1939-42 |
| 1942 | 8 | Merle Hapes | Back | New York Giants | 1942, 1946 |
| 1954 | 10 | Ed Beatty | Center | Los Angeles Rams | 1955-61 |
| 1961 | 10 | Bobby Crespino | Tight End | Cleveland Browns | 1961-68 |
| 1963 | 3 | Jim Dunaway | Defensive Tackle | Minnesota Vikings | 1963-72 |
| 1966 | 11 | Stan Hindman | Defensive Tackle | San Francisco 49ers | 1966-71; 1973-74 |
| 1966 | | Mike Dennis | Halfback | Buffalo Bills (AFL) | 1966; 1968-70 |
| 1971 | 2 | Archie Manning | Quarterback | New Orleans Saints | 1971-84 |
| 1985 | 18 | Freddie Joe Nunn | Linebacker | St. Louis Cardinals | 1985-96 |
| 1990 | 18 | Tony Bennett | Linebacker | Green Bay Packers | 1990-97 |
| 1991 | 20 | Kelvin Pritchett | Defensive Tackle | Dallas Cowboys | 1991-2004 |
| 1994 | 20 | Tim Bowens | Defensive Tackle | Miami Dolphins | 1994-2004 |
| 1998 | 29 | John Avery | Running Back | Miami Dolphins | 1998-99; 2002 |
| 2001 | 23 | Deuce McAllister | Running Back | New Orleans Saints | 2001-09 |
| 2004 | 1 | Eli Manning | Quarterback | San Diego Chargers | 2004-2019 |
| 2005 | 26 | Chris Spencer | Center | Seattle Seahawks | 2005-14 |
| 2007 | 11 | Patrick Willis | Linebacker | San Francisco 49ers | 2007-14 |
| 2009 | 23 | Michael Oher | Offensive Tackle | Baltimore Ravens | 2009-2019 |
| 2009 | 24 | Peria Jerry | Defensive Tackle | Atlanta Falcons | 2009-14 |
| 2016 | 13 | Laremy Tunsil | Offensive Tackle | Miami Dolphins | 2016-present |
| 2016 | 23 | Laquon Treadwell | Wide Receiver | Minnesota Vikings | 2016-present |
| 2016 | 29 | Robert Nkemdiche | Defensive Tackle | Arizona Cardinals | 2016-present |
| 2017 | 23 | Evan Engram | Tight End | New York Giants | 2017-present |

| YEAR | RND | PICK | NAME, POSITION | TEAM |
|------|-----|------|----------------------|---------------------|
| 1964 | 22 | | Chuck Hinton, C | San Diego (AFL) |
| 1964 | 25 | | Tommy Lucas, FB | San Diego (AFL) |
| 1964 | 26 | | Frank Kinard, FB | San Diego (AFL) |
| 1965 | 3 | 38 | Allen Brown, E | Green Bay |
| 1965 | 5 | 59 | Jim Harvey, T | Green Bay |
| 1965 | 5 | 62 | Frank Lambert, E | New York Giants |
| 1965 | 5 | 69 | Bill Irwin, T | Cleveland |
| 1965 | 9 | 124 | Jimmy Heidel, B | St. Louis |
| 1965 | 2 | | Jim Harvey, T | Oakland (AFL) |
| 1965 | 3 | | Allen Brown, E | San Diego (AFL) |
| 1965 | 3 | | Jimmy Heidel, DB | New York Jets (AFL) |
| 1965 | 5 | | Jerry Crumpler, T | Houston (AFL) |
| 1965 | 8 | | John Maddox, E | Denver (AFL) |
| 1965 | 10 | | Frank Lambert, K-E | New York Jets (AFL) |
| 1965 | 12 | | Jim Weatherly, DB | Boston (AFL) |
| 1966 | 1 | 11 | Stan Hindman, G | San Francisco |
| 1966 | 3 | 33 | Mike Dennis, HB | Atlanta |
| 1966 | 4 | 53 | Bill Clay, DB | Washington |
| 1966 | 15 | 230 | Lee Garner, LB | Baltimore |
| 1966 | C | | Perry Lee Dunn, HB | Atlanta |
| 1966 | C | | Bobby Franklin, S | Atlanta |
| 1966 | 1 | | Mike Dennis, HB | Buffalo (AFL) |
| 1966 | 2 | | Stan Hindman, G | Houston (AFL) |
| 1966 | 5 | | Bill Clay, DB | Denver (AFL) |
| 1966 | 7 | | Brent Gaston, DB | Boston (AFL) |
| 1966 | 9 | | Lee Garner, LB | Houston (AFL) |
| 1967 | 5 | 124 | Gerald Warfield, HB | Oakland |
| 1967 | 6 | 145 | Doug Cunningham, HB | San Francisco |
| 1967 | 8 | 207 | Tommy Luke, DB | Buffalo |
| 1967 | 15 | 370 | Marvin McQueen, LB | Houston |
| 1967 | D | | Jimmy Heidel, DB | New Orleans |
| 1968 | 2 | 35 | Jimmy Keyes, LB-K | Miami |
| 1968 | 2 | 49 | Mac Haik, E | Houston |
| 1968 | 4 | 106 | Alan Bush, G | Chicago Bears |
| 1968 | 3 | 62 | Jim Urbaneck, T | Miami |
| 1968 | 3 | 75 | Bob Vaughn, T | Denver |
| 1968 | 4 | 103 | Dan Sartin, T | New Orleans |
| 1968 | 7 | 179 | Jerry Richardson, LB | San Francisco |
| 1968 | 9 | 239 | Mac McClure, LB | Kansas City |
| 1968 | 12 | 304 | Bobby Hendrix, T | Denver |
| 1970 | 5 | 106 | Glenn Cannon, DB | New Orleans |
| 1970 | 7 | 181 | Hap Farber, LB | Minnesota |
| 1970 | 9 | 233 | George Morrow, DE | Minnesota |
| 1970 | 16 | 410 | Claude Herard, DT | New York Jets |
| 1970 | 17 | 430 | Julian Fagan, P | Houston |
| 1971 | 1 | 2 | Archie Manning, QB | New Orleans |
| 1971 | 4 | 88 | Wimpy Winther, C | New Orleans |
| 1971 | 4 | 103 | Adam Mitchell, T | Dallas |



Eli Manning was selected with the first overall pick in the 2004 NFL Draft, becoming the first Ole Miss player to ever be taken number one.

| YEAR | RND | PICK | NAME, POSITION | TEAM |
|------|-----|------|-----------------------|------------------|
| 1971 | 5 | 128 | Fred Brister, LB | Pittsburgh |
| 1971 | 6 | 151 | Dennis Coleman, LB | Miami |
| 1971 | 6 | 154 | Wyck Neely, DB | Philadelphia |
| 1971 | 7 | 164 | Worthy McClure, T-G | Pittsburgh |
| 1971 | 11 | 266 | Vernon Studdard, WR | New York Jets |
| 1971 | 12 | 295 | Floyd Franks, WR | Denver |
| 1972 | 6 | 136 | Elmer Allen, LB | Houston |
| 1972 | 11 | 267 | Paul Dongieux, LB | New Orleans |
| 1972 | 13 | 326 | Preston Carpenter, DE | Philadelphia |
| 1973 | 10 | 241 | Bill Barry, WR | Chicago Bears |
| 1974 | 4 | 99 | Norris Weese, QB | Los Angeles Rams |
| 1974 | 7 | 162 | Burney Veazey, TE | New York Jets |
| 1975 | 16 | 392 | Bill Malouf, QB | Baltimore |
| 1976 | 3 | 78 | Ben Williams, DT | Buffalo |
| 1976 | 9 | 242 | James Reed, RB | Cleveland |
| 1976 | 11 | 305 | Paul Hofer, RB | San Francisco |
| 1978 | 6 | 156 | Kem Coleman, LB | New England |
| 1978 | 7 | 172 | George Plasketes, LB | Green Bay |
| 1979 | 9 | 241 | Curtis Weathers, TE | Cleveland |
| 1979 | 11 | 302 | Eddie Cole, LB | Detroit |
| 1980 | 3 | 65 | Jim Miller, P | San Francisco |
| 1981 | 7 | 185 | Ken Toler, WR | New England |
| 1981 | 9 | 247 | Chuck Commiskey, C | Philadelphia |
| 1983 | 10 | 255 | Melvin Brown, DB | Minnesota |
| 1983 | 11 | 301 | Mike Harmon, WR | New York Jets |
| 1984 | 2 | 46 | Andre Townsend, DE | Denver |
| 1984 | 11 | 286 | Buford McGee, RB | San Diego |
| 1985 | 1 | 18 | Freddie Joe Nunn, LB | St. Louis |
| 1985 | 3 | 79 | Tim Moffett, WR | L.A. Raiders |
| 1985 | 5 | 129 | Lee Davis, DB | Cincinnati |
| 1985 | 7 | 173 | James Harbour, WR | Indianapolis |
| 1985 | 8 | 219 | Barry Wilburn, DB | Washington |
| 1986 | 10 | 250 | Benton Reed, DE | Tampa Bay |
| 1986 | 12 | 312 | Kent Austin, QB | St. Louis |
| 1987 | 7 | 191 | Bill Smith, P | Green Bay |
| 1987 | 9 | 245 | Jonathan Shelley, DB | San Francisco |
| 1987 | 11 | 294 | Mario Perry, TE | L.A. Raiders |
| 1988 | 4 | 96 | J.R. Ambrose, WR | Kansas City |
| 1988 | 9 | 234 | Todd Irvin, T | Detroit |
| 1988 | 9 | 243 | Jeff Herrod, LB | Indianapolis |
| 1989 | 2 | 56 | Wesley Walls, TE | San Francisco |
| 1989 | 7 | 181 | Stevon Moore, DB | New York Jets |
| 1989 | 10 | 272 | Rodney Lowe, LB | New York Giants |
| 1989 | 12 | 317 | Joe Mickles, RB | Washington |
| 1990 | 1 | 18 | Tony Bennett, LB | Green Bay |
| 1990 | 8 | 194 | Willie Green, WR | Cincinnati |
| 1990 | 9 | 237 | Pat Coleman, WR | Houston |
| 1991 | 1 | 20 | Kelvin Pritchett, DT | Dallas |
| 1991 | 4 | 92 | Randy Baldwin, RB | Minnesota |
| 1992 | 3 | 79 | Tyji Armstrong, TE | Tampa Bay |
| 1992 | 8 | 219 | Vincent Brownlee, WR | New York Jets |
| 1993 | 5 | 133 | Everett Lindsay, T | Minnesota |
| 1993 | 8 | 199 | Chad Brown, DE | Phoenix |
| 1993 | 8 | 211 | Marquise Thomas, LB | Indianapolis |
| 1994 | 1 | 20 | Tim Bowens, DT | Miami |
| 1994 | 4 | 131 | Dewayne Dotson, LB | Dallas |
| 1995 | 4 | 117 | Jeff Miller, OT | Green Bay |
| 1995 | 4 | 129 | Alundis Brice, DB | Dallas |
| 1995 | 5 | 145 | Roell Preston, WR | Atlanta |
| 1995 | 5 | 158 | Norman Hand, DT | Miami |
| 1996 | 2 | 47 | Fred Thomas, CB | Seattle |
| 1997 | 7 | 228 | Kris Mangum, TE | Carolina |
| 1998 | 1 | 29 | John Avery, RB-KR | Miami |
| 1998 | 7 | 219 | Nate Wayne, LB | Denver |
| 2000 | 2 | 53 | Todd Wade, OT | Miami |
| 2000 | 3 | 72 | Kendrick Clancy, DT | Pittsburgh |
| 2000 | 5 | 131 | Tuntan Reyes, OT | New Orleans |
| 2001 | 1 | 23 | Deuce McAllister, RB | New Orleans |
| 2001 | 2 | 40 | Ken Lucas, DB | Seattle |
| 2001 | 3 | 63 | Derrick Burgess, DE | Philadelphia |
| 2002 | 3 | 93 | Terrence Metcalf, OG | Chicago |
| 2003 | 5 | 157 | Ben Claxton, C | Denver |
| 2004 | 1 | 1 | Eli Manning, QB | San Diego |
| 2004 | 4 | 123 | Stacy Andrews, OT | Cincinnati |
| 2004 | 6 | 173 | Von Hutchins, CB | Indianapolis |
| 2004 | 6 | 200 | Charlie Anderson, DE | Houston |
| 2005 | 1 | 26 | Chris Spencer, C | Seattle |
| 2005 | 2 | 49 | Marcus Johnson, OT | Minnesota |
| 2005 | 7 | 221 | Rick Razzano, FB | Tampa Bay |
| 2006 | 6 | 186 | Tre' Stallings, OG | Kansas City |
| 2007 | 1 | 11 | Patrick Willis, LB | San Francisco |
| 2007 | 7 | 221 | Trumaine McBride, CB | Chicago |
| 2009 | 1 | 23 | Michael Oher, OT | Baltimore |



Laquon Treadwell became the first Ole Miss wide receiver selected in the first round when the Vikings selected him with the 23rd pick of the 2016 NFL Draft.

| YEAR | RND | PICK | NAME, POSITION | TEAM |
|------|-----|------|-------------------------|------------------|
| 2009 | 1 | 24 | Peria Jerry, DT | Atlanta |
| 2009 | 3 | 84 | Mike Wallace, WR | Pittsburgh |
| 2009 | 7 | 231 | Jamarca Sanford, S | Minnesota |
| 2010 | 2 | 36 | Dexter McCluster, RB-WR | Kansas City |
| 2010 | 3 | 73 | John Jerry, OG | Miami |
| 2010 | 5 | 136 | Kendrick Lewis, S | Kansas City |
| 2010 | 6 | 175 | Greg Hardy, DE | Carolina |
| 2011 | 6 | 199 | Jerrell Powe, DT | Kansas City |
| 2012 | 4 | 112 | Bobby Massie, OT | Arizona |
| 2014 | 3 | 90 | Donte Moncrief, WR | Indianapolis |
| 2015 | 2 | 56 | Senquez Golson, CB | Pittsburgh |
| 2016 | 1 | 13 | Laremy Tunsil, OT | Miami |
| 2016 | 1 | 23 | Laquon Treadwell, WR | Minnesota |
| 2016 | 1 | 29 | Robert Nkemdiche, DT | Arizona |
| 2016 | 5 | 174 | Fahn Cooper, OT | San Francisco |
| 2016 | 6 | 199 | Cody Core, WR | Cincinnati |
| 2017 | 1 | 23 | Evan Engram, TE | New York Giants |
| 2017 | 6 | 198 | D.J. Jones, DT | San Francisco |
| 2017 | 6 | 204 | Derrick Jones, DB | New York Jets |
| 2017 | 7 | 253 | Chad Kelly, QB | Denver |
| 2018 | 2 | 46 | Breeland Speaks, DE | Kansas City |
| 2018 | 4 | 136 | Marquis Haynes, DE | Carolina |
| 2018 | 5 | 169 | Jordan Wilkins, RB | Indianapolis |
| 2018 | 7 | 252 | Rod Taylor, OL | Cincinnati |
| 2019 | 2 | 37 | Greg Little, OL | Carolina |
| 2019 | 2 | 51 | A.J. Brown, WR | Tennessee |
| 2019 | 2 | 64 | D.K. Metcalf, WR | Seattle |
| 2019 | 3 | 96 | Dawson Knox, TE | Buffalo |
| 2019 | 7 | 246 | Javon Patterson, OL | Indianapolis |
| 2019 | 7 | 252 | Ken Webster, DB | New England |
| 2021 | 2 | 34 | Elijah Moore, WR | New York Jets |
| 2021 | 4 | 142 | Royce Newman, OL | Green Bay |
| 2022 | 2 | 56 | Sam Williams, OLB | Dallas |
| 2022 | 3 | 94 | Matt Corral, QB | Carolina |
| 2022 | 5 | 154 | Snoop Conner, RB | Jacksonville |
| 2022 | 6 | 219 | Chance Campbell, LB | Tennessee |
| 2022 | 7 | 225 | Mark Robinson, LB | Pittsburgh |
| 2022 | 7 | 236 | Deane Leonard, DB | San Diego |
| 2023 | 2 | 39 | Jonathan Mingo, WR | Carolina |
| 2023 | 4 | 124 | Tavius Robinson, DE | Baltimore |
| 2023 | 6 | 215 | Zach Evans, RB | Los Angeles Rams |
| 2023 | 7 | 230 | Nick Broeker, OL | Buffalo |


A — Selected in the first of two groups chosen during American Football League's first draft in 1960
 B — Allocation Draft by Oakland in 1960 after first seven teams froze 11 players
 C — Selected in 1966 Atlanta Falcons expansion draft
 D — Selected in 1967 New Orleans Saints expansion draft

REBELS IN THE PROS

Adeboyejo, Quincy, WR: Baltimore (NFL), 2017-18; New England (NFL), 2019 (PS), 2020 (IR); Michigan Panthers (USFL), 2022
 Allen, Elmer, LB: Montreal (CFL), 1972
 Aldridge, Walter (Bo), T: Richmond (CONT), 1965
 Alliston, Vaughn (Buddy), G-LB: Winnipeg (CFL), 1956-58; Denver (AFL), 1960
 Ambrose, J. R., WR: Green Bay (NFL), 1988
 Anderson, Charlie, LB: Houston (NFL), 2004-05-06-07; Miami (NFL), 2008-09; Kansas City (NFL), 2010
 Andrews, Stacy, OT: Cincinnati (NFL), 2004-05-06-07-08; Philadelphia (NFL), 2009; Seattle (NFL), 2010; New York Giants (NFL), 2011
 Armstead, Jason, WR: Ottawa (CFL), 2004-05; Saskatchewan (CFL), 2006-07; 2009; Hamilton (CFL), 2007; Winnipeg (CFL), 2008; Montreal (CFL), 2008; Edmonton (CFL), 2010-11
 Armstrong, Tyji, TE: Tampa Bay (NFL), 1992-93-94-95; Dallas (NFL), 1996; Amsterdam (NFL-EU), 1998; St. Louis (NFL), 1998; All-Rookie, 1992
 Austin, Kent, QB: St. Louis (NFL), 1986; Saskatchewan (CFL), 1987-88-89-90-91-92-93; British Columbia (CFL), 1994; Toronto (CFL), 1995; Winnipeg (CFL), 1996—Grey Cup MVP, 1989; CFL Western All-Star, 1990; CFL All-Canadian All-Star, 1990
 Avery, John, RB: Miami (NFL), 1998-99; Denver (NFL), 1999; Chicago (XFL), 2001; Edmonton (CFL), 2002; Minnesota (NFL), 2003; Toronto (CFL), 2004-05-06-07—CFL PR All-Star, 2002
 Baldwin, Randy, RB: Minnesota (NFL), 1991; Cleveland (NFL), 1991-92-93-94; Carolina (NFL), 1995; San Francisco (NFL), 1995; Baltimore (NFL), 1996
 Barfield, Ken, T: Washington (NFL), 1954
 Beatty, Ed, C: San Francisco (NFL), 1955-56; Pittsburgh (NFL), 1957-61; Washington (NFL), 1961
 Bennett, Bryon, DL: Spokane (IF), 2016
 Bennett, Tony, OLB: Green Bay (NFL), 1990-91-92-93; Indianapolis (NFL), 1994-95-96-97
 Bernard, Dave, HB: Cleveland (NFL), 1944-45
 Biddle, Taye, WR: Carolina (NFL), 2006; Tampa Bay (NFL), 2007 (PS); New York Giants (NFL), 2008; Florida Tuskers (UFL), 2009
 Bilbo, Jonathan, P, T: Chicago Cardinals (NFL), 1938-39
 Bingham, Dwight, DE: Atlanta (NFL), 1987
 Blair, Earl, HB: Toronto (CFL), 1956
 Blair, George, DHB: San Diego (AFL), 1961-62-63-64
 Boggan, Rex Reed, T: New York (NFL), 1955
***Bolden, Brandon, RB:** New England (NFL), 2012-13-14-15-16-17; Miami (NFL), 2018; New England (NFL), 2019, 2020 (Opted Out), 2021; Las Vegas (NFL), 2022
 Bolin, Bookie, OG: New York (NFL), 1962-63-64-65-66-67; Minnesota (NFL), 1968-69
 Bonner, Antonious, DB: Ottawa (CFL), 1995; Toronto (CFL), 1997-98-99-2000-01-02-03-04-05-06
 Bouldin, Daronte, OL: Memphis (AAF), 2018; Tampa Bay (XFL), 2019
 Bowens, Tim, DT: Miami (NFL), 1994-95-96-97-98-99-2000-01-02-03-04—AFC Rookie of Year, 1994; All-Rookie, 1994; Pro Bowl, 1998-02
 Boykin, McKinley, DL: Cologne (NFL-EU), 2007; New Orleans (NFL), 2007; Florida (UFL), 2009-10; Virginia (UFL), 2011; Orlando (UFL), 2012; Virginia (UFL), 2012
 Bozeman, Michael, DT: Atlanta (NFL), 2006 (PS); Rhein (NFL-EU), 2007; Denver (NFL) 2007 (PS)
 Brassell, Nick, WR: Nebraska (IFL), 2016
 Brewer, Billy, DHB: Washington (NFL), 1960
 Brewer, Johnny, TE-LB: Cleveland (NFL), 1961-62-63-64-65-66-67; New Orleans (NFL), 1968-69-70—Pro Bowl 1966
 Brice, Alundis, DB: Dallas (NFL), 1995-96; Frankfurt (NFL-EU), 1997; Toronto (CFL), 1999; Saskatchewan (CFL), 2000
 Brinkley, Lester, DT-OL-DL: Pittsburgh (NFL), 1989 (DS), Dallas (NFL), 1990;
 Britt, Oscar, G: Washington (NFL), 1946
***Brown, A.J., WR:** Tennessee (NFL), 2019-20-21; Philadelphia (NFL), 2022—All-Pro, 2022—Pro Bowl, 2020-22
 Brown, Allen, TE: Green Bay (NFL), 1966-67
***Brown, Ben, C:** Cincinnati (NFL), 2022 (IR)
 Brown, Chad, DT: Phoenix (NFL), 1993-94-95
***Brown, Fadol, DE:** Oakland (NFL), 2017-18; Green Bay (NFL), 2019; Chicago (NFL), 2019 (PS),



A.J. BROWN



BRANDON BOLDEN

DC (XFL) 2023
 Brown, Melvin, DB: Minnesota (NFL), 1983 (IR)-84 (IR)
 Brown, Raymond, QB-DS-P: Baltimore (NFL), 1958-59-60
 Brownlee, Vincent, WR: British Columbia (CFL), 1993
 Bryant, Serderius, LB: Ottawa (CFL), 2016-17
 Burgess, Derrick, DE: Philadelphia (NFL), 2001-02-03 (IR)-04, 2010; Oakland (NFL), 2005-06-07-08; New England (NFL) 2009—Pro Bowl, 2005-06
 Burton, Pierce, OT: Carolina (NFL), 2015 (PS), Atlanta (NFL), 2015 (PS); Indianapolis (NFL), 2015-16 (PS); Ottawa (CFL), 2018
 Caldwell, Jim, G: Calgary (CFL), 1954
 Calicchio, Lonny, P: Philadelphia (NFL), 1997
***Campbell, Chance, ILB:** Tennessee (NFL), 2022 (IR)
 Churchwell, Hanson (Bull), DB: Washington (NFL), 1959; Oakland (AFL), 1960
 Clancy, Kendrick, DL: Pittsburgh (NFL), 2000-01-02-03-04; New York Giants (NFL), 2005; Arizona (NFL), 2006; New Orleans (NFL), 2007-08-09
 Claxton, Ben, C: Cleveland (NFL), 2003 (PS); Miami (NFL), 2003 (PS); Tampa Bay (NFL), 2003 (PS)-04; Berlin (NFL-EU), 2004-05; Atlanta (NFL), 2005-06; Detroit (NFL), 2008 (PS); Arlington (NFL) 2009-10—All-NFL Europe, 2004-05
 Clay, Bill, DS: Washington (NFL), 1966
***Coatney, Josiah, DL:** San Francisco (NFL), 2020 (PS); Arlington (XFL), 2022
 Cole, Eddie, LB: Detroit (NFL), 1979-80
 Coleman, Cliff, DB: Montreal (CFL), 2015
 Coleman, Dennis, LB: New England (NFL), 1971; Calgary (CFL), 1972-73
 Coleman, Justin, DB: Winnipeg (CFL), 2004-05
 Coleman, Kem, LB: New England (NFL), 1978 (IR)-79 (IR)
 Coleman, Pat, WR: Houston (NFL), 1990; New England (NFL), 1990; Houston (NFL), 1991-92-93-94
 Collier, Tony, DB: British Columbia (CFL), 1994-95-96-97; Winnipeg (CFL), 1998
 Collins, Chris, WR: Pittsburgh (NFL), 2004 (PS); Hamburg (NFL-EU), 2005
 Collins, Milton, DB: Calgary (CFL) 2008-09-10-11
 Cooper, Fahn, OT: San Francisco (NFL), 2016 (PS); Indianapolis (NFL), 2017 (PS)
 Cooper, Josh, DL: San Francisco (NFL), 2004; Frankfurt (NFL-EU), 2006; New Orleans (NFL), 2006-07; Florida Tuskers (UFL), 2009
 Commiskey, Chuck, OG: Philadelphia (NFL), 1981-82; Philadelphia-Baltimore (USFL), 1983-84-85; New Orleans (NFL), 1986-87-88
 Conery Charlie, QB: New York (NFL), 1948-61 (14 Seasons)—All-Pro, 1948, 1957; Pro Bowl, 1950, 1956; NFL Rookie of the Year, 1948
***Conner, Snoop, RB:** Jacksonville (NFL), 2022
***Core, Cody, WR:** Cincinnati (NFL), 2016-17-18; New York Giants (NFL), 2019, 2020 (IR); Miami (NFL), 2021 (PS), 2022 (PS)
***Corral, Matt, QB:** Carolina (NFL), 2022 (IR)
 Cothren, Paige, FB-KS: Los Angeles (NFL), 1957-58; Philadelphia (NFL), 1959
 Crain, Milton, C: Montreal (CFL), 1959-60-61-62-63-64; Saskatchewan (CFL), 1964; Toronto (CONT), 1966-67
 Crawford, Eddie, Safety/Flanker: New York (NFL), 1957
 Crespi, Bobby, TE: Cleveland (NFL), 1961-62-63; New York (NFL), 1964-65-66-67-68
 Cunningham, Doug, RB: San Francisco (NFL), 1967-68-69-70-71-72-73; Washington (NFL), 1974
 Dale, Ronald, DE: Washington (NFL), 1950
 Davis, Lee, DB: Cincinnati (NFL), 1985; Seattle (NFL), 1985-86; Indianapolis (NFL), 1987
 Day, Eagle, QB: Winnipeg (CFL) 1956-57-58; Washington (NFL), 1959-60; Calgary (CFL), 1961-62-63-64-65-66-67; Toronto (CONT), 1967; Charleston (CONT), 1967; Toronto (CFL), 1968—All Pro, 1961-62;—Western Division Most Valuable Player (CFL), 1962
 Dennis, Mike, TB: Los Angeles (NFL), 1966 (IR); 1968-69-70 (IR)
 Dixon, Johnny, DB-LB: Shreveport (CFL), 1995; Frankfurt (WLAFL), 1995-96-97; Amsterdam (NFL-EU), 1998
 Dodson, Leslie, HB: Pittsburgh (NFL), 1941
 Dotson, Dewayne, FB-LB: Miami (NFL), 1994-95; 1997



MATT CORRAL



SNOOP CONNER

Dottley, John (Kayo), FB: Chicago (NFL), 1951-52-53—Pro Bowl, 1951
***Drummond, Dontario, WR:** Dallas (NFL), 2022 (PS)
 Dunaway, Jim, DT: Buffalo (AFL), 1963-64-65-66-67-68-69; (NFL), 1970-71; Miami (NFL), 1972—All-Pro, 1966, 1968; Pro Bowl, 1965-66-67-68
 Dunn, Perry Lee, RB: Dallas (NFL), 1964-65; Atlanta (NFL), 1966-67-68; Baltimore (NFL), 1969
***Ealy, Jerrion, RB:** Kansas City (NFL), 2022 (IR)
 Elam, Shane, LB: San Francisco (NFL), 2001; Atlanta (NFL), 2001
 Elmore, Doug, DHB: Washington (NFL), 1962; Calgary (CFL), 1963
Elston, Trae, DB: Tampa Bay (NFL), 2016 (PS); Cleveland (NFL), 2016; Philadelphia (NFL), 2017; Buffalo (NFL), 2017; Miami (NFL), 2017; New Orleans (NFL), 2019 (PS); Houston (XFL), 2019; New Jersey (USFL), 2021-22-23
***Engram, Evan, TE:** New York Giants (NFL), 2017-18-19-20-21; Jacksonville (NFL) 2022—All-Rookie, 2017; Pro Bowl, 2020
 Erickson, Bill, G: New York (NFL), 1948
 Espy, Mike, WR: Washington (NFL), 2006-07 (IR)
 Fagan, Julian, P: New Orleans (NFL), 1970-71-72; New York Jets (NFL), 1973
 Farber, Hap, LB: Minnesota (NFL), 1970
 Farragut, Ken, C: Philadelphia (NFL), 1951-52-53-54; Pro Bowl, 1953
 Flowers, Charlie, FB: San Diego (AFL), 1960-61; New York (AFL), 1962
 Ford, Artis, DT-OL-DL: Cincinnati (NFL), 1993; Calgary (CFL), 1994 (PS);
 Fourcade, John, QB: British Columbia (CFL), 1982; Memphis (USFL), 1984; New Orleans (NFL), 1987-88-89-90
 Fourcade, Keith, LB: Hamilton (CFL), 1987; New Orleans (NFL), 1987
 Franklin, Bobby, DS: Cleveland (NFL), 1960-61-62-63-64-65-66
 French, Rufus, TE: Seattle (NFL), 1999-2000
***Gates, DeMarquis, LB:** Memphis (AAF), 2019; Houston (XFL), 2019; Saskatchewan (CFL), 2020-21; Birmingham (USFL), 2022; Chicago (NFL), 2022
 Gilbert, Kline, OT: Chicago (NFL), 1953-54-55-56-57—Pro Bowl, 1957
 Golson, Senquez, CB: Pittsburgh (NFL), 2015-16 (IR); Tampa Bay (NFL), 2017 (PS)
 Grantham, Larry, LB: New York (AFL), 1960-61-62-63-64-65-66-67-68-69; (NFL), 1970-71-72; Florida (WFL), 1974—All-Pro, 1960-61-62-63-64; Pro Bowl, 1962-63-64, 1966, 1969
 Green, Allen, KS: Dallas (NFL), 1961; Alabama (CONT), 1968-69
 Green, Marshay, DB: Arizona, (NFL), 2010-11; Indianapolis, (NFL), 2012; Saskatchewan (CFL), 2014-15
 Green, Willie, WR: Detroit (NFL), 1990 (IR)-91-92-93; Tampa Bay (NFL), 1994; Carolina (NFL), 1995-96; Denver (NFL), 1997-98
 Green-Ellis, BenJarvus, RB: New England (NFL), 2008-09-10-11; Cincinnati (NFL), 2012-13
 Greenwich, Duke, HB-DB: Chicago (NFL), 1944
 Grice, Shane, OL-DL: Chicago (NFL), 2001; Tampa (NFL), 2001
 Griffin, Malakia, DB: Edmonton (CFL), 1998
 Griffin, Wade, OG: Baltimore (NFL), 1977-78-79-80-81-82-83
 Griffing, Glynn, QB: New York (NFL), 1963; Orlando (CONT), 1966
 Guy, Louis, DHB: New York (NFL), 1963; Oakland (AFL), 1964
 Haik, Michel (Mac), SE: Houston (AFL), 1968-69; (NFL), 1970-71
 Hall, Bruce, RB: Buffalo (NFL), 2008; 2009 (PS), Denver (NFL), 2010 (PS)-11 (IR)
 Hall, Parker, HB: Cleveland (NFL), 1939-40-41-42; San Francisco (AAC), 1946—Player of the Year, Rookie of the Year, All-Pro, 1939; Pro Bowl, 1939
 Hall, Whaley, Philadelphia (CONT), 1965-66
 Hamilton, Woodrow, DT: New England (NFL), 2016; New Orleans (NFL), 2017; New York Giants (NFL), 2018 (PS); Carolina (NFL), 2019, 2020-2021 (PS); Tennessee (NFL), 2021 (PS); New York Giants (NFL), 2021 (PS)
 Hand, Norman, DL: Miami (NFL), 1995-96; San Diego (NFL), 1997-98-99; New Orleans (NFL), 2000-01-02; Seattle (NFL), 2003; New York Giants (NFL), 2004
 Hapes, Merle, FB: New York (NFL), 1942, 1946; Hamilton (CFL), 1953-54
 Harbour, James, WR: Indianapolis (NFL), 1985 (IR)
 Hardy, Greg, DE: Carolina (NFL), 2010-11-12-14; Dallas (NFL), 2015—All-Pro, 2013; Pro Bowl, 2013
 Harmon, Michael, FLK: New York Jets (NFL), 1983; Cleveland (NFL), 1983
 Harris, Bobby, OL: Frankfurt (NFL-EU), 2007
 Harris, Darryl, OG: Kansas City (NFL), 2009-10 (PS)-11 (PS)



MIKE HILTON



MYLES HARTSFIELD

***Hartsfield, Myles, CB:** Carolina (NFL), 2020-21-22
 Harvey, Jim, OG: Oakland (AFL), 1966-67-68-69-70-71; Houston (NFL), 1972
***Haynes, Marquis, DL:** Carolina (NFL), 2018-19-20-21-22
 Heard, Ronnie, DB: San Francisco (NFL), 2000-01-02-03-04; Atlanta (NFL), 2005
 Heidel, Jimmy, DS: St. Louis (NFL), 1966; New Orleans (NFL), 1967
 Hendrix, Robert (Bob), T: Seattle (CONT), 1968
***Henry, Lakin, LB:** Orlando (XFL), 2023
 Herrod, Jeff, LB: Indianapolis (NFL), 1988-89-90-91-92-93-94-95-96; Philadelphia (NFL), 1997; Indianapolis (NFL), 1998
 Hickerson, Gene, OG: Cleveland (NFL), 1958-59-60, 1962-63-64-65-66-67-68-69-70-71-72-73—All-Pro, 1966-67-68-69-70; Pro Bowl, 1965-66-67-68-69-70; Outstanding Blocker Award (NFL), 1968
***Hilton, Mike, DB:** New England (NFL), 2016 (PS); Pittsburgh (NFL), 2016 (PS), 2017-18-19-20; Cincinnati (NFL), 2021-22
 Hindman, Stan, DE: San Francisco (NFL), 1966-67-68-69-70-71; 1974
 Hinton, Charles, C: New York (NFL), 1967-68-69
 Hodge, Shay, WR: Cincinnati (NFL), 2010 (PS); Hamilton (CFL), 2013; Saskatchewan (CFL) 2016
 Hofer, Paul, RB: San Francisco (NFL), 1976-77-78-79-80-81
 Hooks, Lavon, DE: Pittsburgh (NFL), 2017-18 (PS), 2019 (IR)
 Hovious, Junie, HB: New York (NFL), 1945
 Howell, Earl (Dixie), RB: Los Angeles Dons (AAC), 1949
 Huddleston, Fuzzy, LB: New Orleans (NFL), 1987
 Hutchins, Von, DB: Indianapolis (NFL), 2004-05; Houston (NFL), 2006-07; Atlanta (NFL), 2008 (IR)
 Innocent, Dou, RB, Seattle (NFL), 1996-97 (IR)
 Jerry, John, OG: Miami (NFL), 2010-11-12-13; New York Giants (NFL), 2014-15-16-17; Cincinnati (NFL), 2019
 Jerry, Peria, DL: Atlanta (NFL), 2009 (IR)-10-11-12-13
 Johnson, Joe, E: New York (NFL), 1948
 Johnson, Belton, OT: Cincinnati (NFL), 2003 (PS) -04 (IR); Winnipeg (CFL), 2006; Saskatchewan (CFL), 2006 (PS) -07-08-09; Hamilton (CFL), 2010-11
 Johnson, Kerry, WR: Atlanta (NFL), 2005 (IR); Winnipeg (CFL), 2007-08
 Johnson, Marcus, OG: Minnesota (NFL), 2005-06-07-08; Tampa Bay (NFL), 2009
 Johnson, Rishaw, OL: Seattle (NFL), 2012 (PS); Kansas City (NFL), 2013, Tampa Bay (NFL), 2014,




EVAN ENGRAM



MARQUIS HAYNES



D.J. JONES



DAWSON KNOX

New York Giants (NFL), 2014 (PS); Green Bay (NFL), 2014 (PS), Washington Redskins (NFL) 2014 Johnson, Rory, LB: New York Giants (NFL), 2007 (PS)
***Jones, Benito, DT:** Miami Dolphins (NFL), 2020-21; Detroit (NFL) 2022
 Jones, Derek, DB-DS: Edmonton (CFL), 1998
***Jones, Derrick, DB:** New York Jets (NFL), 2017-18; Seattle (XFL), 2019; New Orleans (USFL), 2022-23
***Jones, D.J., DT:** San Francisco (NFL), 2017-18-19-20-21; Denver (NFL) 2022
***Jones, Jaylon, CB:** Chicago (NFL), 2022
 Judd, Akeem, QB: Tennessee (NFL), 2017 (IR); New York Jets (NFL), 2017 (IR)
***Kelly, Chad, QB:** Denver (NFL), 2017 (IR), 2019; Indianapolis (NFL), 2019, 2020 (PS); Toronto (CFL), 2022
 Kempinska, Charles, G: San Diego (AFL), 1960
 Keyes, Jimmy, LB-KS: Miami (AFL), 1968-69
 Khayat, Robert, G-KS: Washington (NFL), 1960, 1962-63; Pro Bowl, 1960
 Kinard, Billy, DHB: Cleveland (NFL), 1956; Green Bay (NFL), 1957-58; Buffalo (AFL), 1960
 Kinard, Frank (Bruiser), T: Brooklyn (NFL), 1938-39-40-41-42-43-44; New York (AAC), 1946-47—All-Pro, 1940-43-44-46; Pro Bowl, 1938-39-40-41-42
 Kinard, George, C: Brooklyn (NFL), 1941-42; New York (AAC), 1947
 Kirk, Ken, LB: Chicago (NFL), 1960-61; Pittsburgh (NFL), 1962; Los Angeles (NFL), 1963
 Knott, David, DB: Winnipeg (CFL), 2002
***Knox, Dawson, TE:** Buffalo (NFL), 2019-20-21-22
 Kozel, Chet, T: Buffalo (AAC), 1947-48; Chicago Rockets (AAC), 1948
 Lambert, Frank, P: Pittsburgh (NFL), 1965-66
 Lane, Skip, DB: New York Jets (NFL), 1984; Kansas City (NFL), 1984; Washington (NFL), 1987
 Laurent, Ted, DL: Edmonton (CFL), 2011-13; Hamilton (CFL), 2014-15-16-17-18-19—Lew Hayman Trophy 2014, CFL All-Star 2014-15-18
***Leonard, Deane, CB:** Los Angeles Chargers (NFL), 2022
 Lewis, Kendrick, S: Kansas City (NFL), 2010-11-12-13; Houston (NFL), 2014; Baltimore Ravens (NFL), 2015-16; Tennessee (NFL), 2018
 Liggins, Jeremy, DT: San Francisco (NFL), 2017 (PS), Indianapolis (NFL), 2017 (PS); New Orleans (NFL), 2017 (PS); Seattle (XFL), 2019
 Lindsay, Everett, OT: Minnesota (NFL), 1993-94 (IR)-95-96-97-98, 2001-02-03; Barcelona (WLAFL), 1997; Baltimore (NFL), 1999; Cleveland (NFL), 2000
 Lindsey, Steve, K: Jacksonville (NFL), 1999-2000; Denver (NFL), 2000
***Little, Greg, OL:** Carolina (NFL), 2019 (IR), 2020; Miami (NFL), 2021 (IR), 2022
 Lodge, DaMarkus, WR: Cincinnati (NFL), 2019 (PS)
 Lott, Billy, HB: New York (NFL), 1958; Oakland (AFL), 1960; Boston (AFL), 1961-62-63
 Lowery, Michael, LB: Chicago (NFL), 1996-97; Rhein (NFL-EU), 1999
 Lucas, Ken, CB: Seattle (NFL), 2001-02-03-04; 2009; Carolina (NFL), 2005-06-07-08
 Luke, Tommy, DB: Denver (AFL), 1968
 Maddox, John, E: Richmond (CONT), 1966
 Mangum, Kris, TE: Carolina (NFL), 1997-98-99-2000-01-02-03-04-05-06
 Mangum, Pete, LB-FB: New York (NFL), 1954; Winnipeg (CFL), 1957-58; Denver (AFL), 1960
 Manning, Archie, QB: New Orleans (NFL), 1971-72-73-74-75-76-77-78-79-80-81; Houston (NFL), 1982-83; Minnesota (NFL), 1983-84—Pro Bowl, 1978-79
 Manning, Eli, QB: New York Giants (NFL), 2004-05-06-07-08-09-10-11-12-13-14-15-16-17-18-19—Super Bowl XLII & XLVI MVP—Pro Bowl, 2008-11-12-15
***Masoli, Jeremiah, QB:** Edmonton (CFL), 2012; Hamilton (CFL), 2013-14-15-16-17-18-19-21; Ottawa (CFL) 2022-23—CFL All-Star 2018
 Massie, Bobby, OL: Arizona (NFL), 2012-13-14-15; Chicago (NFL), 2016-17-18-19-20; Denver (NFL), 2021
 McAllister, Deuce, RB: New Orleans (NFL), 2001-02-03-04-05-06-07-08-09—All-Pro, 2002-03; Pro Bowl, 2002-03
 McBride, Trumaine, CB: Chicago (NFL), 2007-08-09, Arizona (NFL), 2010; New Orleans (NFL), 2011 (PS); Jacksonville (NFL), 2011-12; New York Giants (NFL), 2013-14-15
 McCain, Robert, E: Brooklyn Dodgers (AAC), 1946
 McClendon, Ronald, RB: Edmonton (CFL), 2004 (PS) -05; 2007-08
 McClure, Wayne (Mac), LB: Cincinnati (AFL), 1968 (NFL) 1970; Kansas City (NFL), 1971
 McCluster, Dexter, RB/WR: Kansas City (NFL), 2010-11-12-13; Tennessee (NFL), 2014-15; San Diego/Los Angeles Chargers (NFL), 2016, 2017 (IR); Toronto (CFL), 2018—All-Pro, 2013; Pro Bowl, 2013



DK METCALF



ELIJAH MOORE

REBELS IN THE PRO BOWL

| | | | |
|------------------------------------|--------------------------|---|------------------------------|
| Tim Bowens, DT, Miami..... | 1998, 02 | Dawson Knox, TE, Buffalo..... | 2022 |
| Johnny Brewer, TE, Cleveland..... | 1966 | Archie Manning, QB, New Orleans..... | 1978, 79 |
| A.J. Brown, WR, Tennessee..... | 2020, 22 | Eli Manning, QB, NYG..... | 2008, 11, 12, 15 |
| Derrick Burgess, DE, Oakland..... | 2005, 06 | Buster McAllister, RB, New Orleans..... | 2002, 03 |
| Charlie Conerly, QB, NYG..... | 1950, 56 | Dexter McCluster, KR, Kansas City..... | 2013 |
| Kayo Dottley, FB, Chicago..... | 1951 | D.K. Metcalf, WR, Seattle..... | 2020 |
| Jim Dunaway, DT, Buffalo..... | 1965, 66, 67, 68 | Jimmy Patton, S, NYG..... | 1958, 59, 60, 61, 62 |
| Evan Engram, WR, NYG..... | 2020 | Buster Poole, E, NYG..... | 1938, 39, 40 |
| Ken Farragut, C, Philadelphia..... | 1953 | Ray Poole, E, NYG..... | 1950 |
| Kline Gilbert, OT, Chicago..... | 1957 | Roell Preston, KR, Green Bay..... | 1998 |
| Larry Grantham, LB, NYJ..... | 1962, 63, 64, 66, 69 | Marvin Terrell, OG, Dallas..... | 1962 |
| Parker Hall, HB, Cleveland..... | 1939 | Laremy Tunsil, OT, Houston..... | 2019, 20, 22 |
| Greg Hardy, DE, Carolina..... | 2013 | Mike Wallace, WR, Pittsburgh..... | 2011 |
| Gene Hickerson, G, Cleveland..... | 1965, 66, 67, 68, 69, 70 | Wesley Walls, TE, Carolina..... | 1996, 97, 98, 99, 01 |
| Robert Khayat, K, Washington..... | 1960 | Ben Williams, DE, Buffalo..... | 1982 |
| Bruiser Kinard, T, Brooklyn..... | 1938, 39, 40, 41, 42 | Patrick Willis, LB, SF..... | 2007, 08, 09, 10, 11, 12, 13 |

McGee, Buford, TB: San Diego (NFL), 1984-85-86; Los Angeles Rams (NFL), 1987-88-89-90-91; Green Bay (NFL), 1992
***Metcalf, DK, WR:** Seattle (NFL), 2019-20-21-22 —All-Rookie, 2019; Pro Bowl, 2020; All-Pro, 2020
 Metcalf, Terrence, OG: Chicago (NFL), 2002-03-04-05-06-07-08
 Mickles, Joe, FB: Washington (NFL), 1989; San Diego (NFL), 1990; Barcelona (WLAFL), 1992, 1995; Scottish (WLAFL), 1995
 Miller, Jeff, OL-DL: Green Bay (NFL), 1995 (IR), 1996 (IR); Rhein (NFL-EU), 1999—PFWA All-Rookie Team, 1980
 Miller, Jim, P: San Francisco (NFL), 1980-81-82; Dallas (NFL) 1983-84; Memphis (USFL), 1985; New York Giants (NFL), 1987
 Miller, Romaro, QB: Minnesota (NFL), 2001; Rhein (NFL-EU), 2002; Ottawa (CFL), 2003; Toronto (CFL), 2004
 Mitchell, Chris, DB: Philadelphia (NFL), 1991 (IR)-92 (IR)
 Mitchell, Jayme, DE: Minnesota (NFL), 2006-07-08 (IR), 09-10; Cleveland (NFL) 2010-11
 Mitchell, Russell, C: Birmingham (USFL), 1984; New Jersey (USFL), 1985; New York Giants (NFL), 1987
 Moffett, Tim, WR: Los Angeles Raiders (NFL), 1985-86; San Diego (NFL), 1987
 Moncrief, Donte, WR: Indianapolis (NFL), 2014-15-16-17; Jacksonville (NFL), 2018; Pittsburgh (NFL), 2019; Carolina (NFL), 2019; New England (NFL), 2020
 Montgomery, Tyrone, RB: Los Angeles Raiders (NFL), 1993-94; St. Louis (NFL), 1996; Winnipeg (CFL), 1997-98
***Moore, A.J., DB:** Houston (NFL), 2018-19-20-21; Tennessee (NFL) 2022 (IR)
 Moore, C.J., DB: Detroit (NFL), 2019-20-21-22
***Moore, Elijah, WR:** New York Jets (NFL), 2021-22
 Moore, Stevon, DB: New York Jets (NFL), 1989 (IR); Miami (NFL), 1990-91; Cleveland (NFL), 1992-93-94-95; Baltimore (NFL), 1996-97-98-99
 Morris, Charles A., TB: Arkansas (CONT), 1968-69
 Morris, Christian, OL: Memphis (AAF), 2018; Tampa Bay (XFL), 2019
 Murphy, Harvey (Ham), E: Cleveland Rams (NFL), 1940
 Myers, Ricky, WR: New Orleans (NFL), 1987
***Newman, Royce, OT:** Green Bay (NFL), 2021-22
 Nkemdiche, Robert, DT: Arizona (NFL), 2016-17-18; Miami (NFL), 2019; Seattle (NFL), 2021
 Nunn, Freddie Joe, LB: St. Louis (NFL), 1985-86-87-88; Phoenix (NFL), 1989-90-91-92-93; Indianapolis (NFL), 1994-95-96; UPI All-Rookie Team, 1985
 Oher, Michael, OL: Baltimore (NFL), 2009-10-11-12-13; Tennessee (NFL), 2014; Carolina (NFL), 2015-16—All-Rookie, 2009
 Owens, Darrick, WR: Pittsburgh (NFL), 1992; San Francisco (NFL), 1993 (DS)-94; Rhine (WLAFL), 1995
 Palmer, Ashlee, LB: Buffalo (NFL), 2009; Detroit (NFL), 2010-11-12-13-14
 Parnell, Jermy, OL: New Orleans (NFL), 2009-10 (PS); Miami (NFL), 2010; Dallas (NFL), 2010-11-12-13-14; Jacksonville (NFL), 2015-16-17-18
 Patterson, Javon, OL: Indianapolis (NFL), 2019 (IR); Cleveland (NFL), 2020 (PS)
 Patton, Jimmy, DS: New York (NFL), 1955-66—All-Pro, 1958-59-60-61-62-63; Pro Bowl, 1958-59-60-61-62
***Pearson, Jahcour, WR:** Seattle (XFL), 2023
 Pearson, Vashon, RB: Indianapolis (NFL), 2005 (PS)
 Perry, Leon, RB: New York Giants (NFL), 1980-81-82-83; Birmingham (USFL), 1984-85; Orlando (USFL), 1985
 Perry, Mario, TE: Los Angeles Raiders (NFL), 1987
 Phenix, Pat, OT: Birmingham (USFL), 1983-84-85
***Phillips, Scottie, RB:** Houston (NFL), 2020-21; Seattle (XFL) 2022-23
 Philpot, Cory, RB: British Columbia (CFL), 1993-94-95-96-97; Winnipeg (CFL), 1999-2000
 Poole, Barney, E: New York (AAC), 1948; Dallas Texans (NFL), 1952; Baltimore (NFL), 1953; New York (NFL), 1954-55
 Poole, Jim (Buster), E: New York (NFL), 1937-38-39-40-41, 1946—All-Pro, 1938-39-40-46, 1946; Pro Bowl, 1938-39-40
 Poole, Oliver, E: Baltimore (AAC), 1948; New York Yankees (AAC), 1949; Detroit (NFL), 1949
 Poole, Ray, DE: New York (NFL), 1947-48-49-50-51-52; Montreal (CFL), 1953-54—All-Pro 1950, 1953-54; Pro Bowl, 1950
 Powe, Jerrell, NT: Kansas City (NFL), 2011-12-13; Houston (NFL), 2014, Washington (NFL), 2014
 Preston, Roell, WR-KR: Atlanta (NFL), 1995-96; Green Bay (NFL), 1997-98; Tennessee (NFL), 1999; San Francisco (NFL), 1999—All-Pro, 1998; Pro Bowl, 1998; Chicago (XFL), 2001;

Saskatchewan (CFL), 2001
 Pritchett, Kelvin, DT: Detroit (NFL), 1991-92-93-94, 1999-2000-01-02-03-04; Jacksonville (NFL), 1995-96-97-98
 Razzano, Rick, FB: Tampa Bay (NFL), 2005
 Reed, Benton, DL: New England (NFL), 1987
 Reed, Leroy, SE: Pittsburgh (NFL), 1958
 Reed, Robert, WR: San Diego (NFL), 1999-2000; Toronto (CFL), 2001
 Reyes, Tutan, OL: New Orleans (NFL), 2000-01-02 (PS); Tampa Bay (NFL), 2002; Carolina (NFL), 2002-03-04-05; Buffalo (NFL), 2006; Jacksonville (NFL), 2007-08; New York Giants (NFL), 2009; Houston (NFL), 2009
 Reynolds, Billy, HB: Brooklyn (NFL), 1944; Chicago Cardinals (NFL), 1945
 Rice, Al, LB: Amsterdam (NFL-EU), 2001
 Rivers, Gerald, DE: St. Louis, (NFL), 2013; Jacksonville (NFL), 2013; Miami (NFL), 2014 (PS); Denver (NFL), 2014 (PS), Houston (NFL), 2015 (PS), 2016 (IR); Edmonton (CFL), 2018; Winnipeg (CFL), 2018; Dallas Renegades (XFL), 2019
 Robinson, Austrian: Tampa Bay (USFL), 2021
 *Robinson, Mark, ILB: Pittsburgh (NFL), 2022
 Roberson, Lake Jr., E: Detroit (NFL), 1945
 Rone, Andre, WR: Berlin (NFL-EU), 1999; Detroit (NFL), 1999-2000 (PS); Buffalo (NFL), 2002
 *Sanders, Braylon, WR: Miami (NFL), 2022 (PS)
 Sanford, Jamarca, S: Minnesota (NFL), 2009-10-11-12-13-14 (IR); Washington (NFL), 2014; New Orleans (NFL), 2014-15, 2016 (IR), 2017 (IR)
 Sartin, Dan, DT: Arkansas (CONT), 1968; San Diego (AFL), 1969; Memphis (WFL), 1974; Detroit (WFL), 1974
 Schneier, Bill, B: Philadelphia (NFL), 1940
 Shelley, Jonathan, CB: San Francisco (NFL), 1987
 Simpson, Jackie, G-LG: Montreal (CFL), 1958-59-60-61; Denver (AFL), 1961; Oakland (AFL), 1962-63-64; Toronto (CFL), 1965; Winnipeg (CFL), 1965
 Sinquefield, Mel: Dallas Texans (NFL), 1952
 Small, Eddie, WR: Ottawa (CFL), 1995
 Smith, H.A., E: Chicago (NFL), 1947-48
 Smith, Ralph, E: Philadelphia (NFL), 1962-63-64; Cleveland (NFL), 1965-66-67-68; Atlanta (NFL), 1969
 Sowell, Bradley, OT-TE: Tampa Bay (NFL), 2012 (PS); Indianapolis (NFL), 2012; Arizona (NFL), 2013-14-15; Seattle (NFL), 2016; Chicago (NFL), 2017-18-19
 *Speaks, Breeland (DL): Kansas City (NFL), 2018-19 (IR); Dallas (NFL), 2020 (PS), 2021 (PS); Michigan (USFL), 2022-23
 Spearman, Armeigis, LB: Cincinnati (NFL), 2000-01-02; Houston (NFL), 2003—All-Rookie, 2000
 Spencer, Chris, G: Seattle (NFL), 2005-06-07-08-09-10; Chicago (NFL), 2011-12; Tennessee (NFL), 2013-14
 Spurlock, Micheal, WR: Arizona (NFL), 2006; Tampa Bay (NFL), 2007-08 (PS)-09-10-11; San Francisco (NFL), 2009; San Diego (NFL), 2012; Jacksonville (NFL), 2012; Dallas (NFL), 2013
 Detroit (NFL), 2013, Chicago (NFL), 2014
 Stackhouse, Charles, FB: New York Giants (NFL), 2002; Minnesota (NFL), 2003
 Stallings, Tre', OG: Kansas City (NFL), 2006-07; Amsterdam (NFL-EU), 2007; Baltimore (NFL), 2008 (PS)
 Stephens, Emmanuel, DE: Atlanta (NFL), 2010 (PS); Cleveland (NFL), 2011-12
 Street, Don, FB: Sacramento (CONT), 1968
 Stribling, Bill, E: New York (NFL), 1951-52-53; Philadelphia (NFL), 1955-56-57; Toronto (CFL), 1960
 Strickland, Tim, DB: Amsterdam (NFL-EU), 2001; Montreal (CFL), 2002-03-04-05-06-07; Toronto (CFL), 2008—Eastern Division All-Star, 2003
 Stringfellow, Damore'ea, WR: New York Jets (NFL), 2017 (PS); Memphis (AAF), 2018
 Studdard, Vernon, WR-KORS: New York Jets (NFL), 1971
 *Ta'amu, Jordan, QB: St. Louis (XFL), 2019; Kansas City (NFL) 2020 (PS); Tampa Bay (USFL), 2022; DC (XFL), 2023—XFL Offensive POTY, 2023
 Taylor, Rod, OL: Cincinnati (NFL), 2018 (IR)
 Taylor, Syniker, DB: Ottawa (CFL), 2004-05
 Terrell, Marvin, OG: Dallas (AFL), 1960-61-62; Kansas City (AFL), 1963; Toronto (CFL), 1964—Pro Bowl, 1962
 Terrell, Ray, HB: Cleveland (AAC), 1946-47; Baltimore (NFL), 1947
 Thomas, Andre, FB: Birmingham (USFL), 1984-85; Minnesota (NFL), 1987
 Thomas, Fred, DB: Seattle (NFL), 1996-97-98-99; New Orleans (NFL), 2000-01-02-03-04-05-06-07
 Thomas, Marquise, DE: Indianapolis (NFL), 1993
 Thompson, Carlos, OLB: Houston (NFL), 2015; Los Angeles Rams (NFL), 2017, 2018 (IR)
 Toler, Ken, WR: New England (NFL), 1981-82; Birmingham (USFL), 1984-85
 Townsend, Andre, DT: Denver (NFL), 1984-85-86-87-88-89-90
 Trahan, Patrick, LB: Tennessee (NFL), 2010 (PS); Chicago (NFL), 2010 (PS)-11-13; Edmonton (CFL), 2014
 *Treadwell, Laquon, WR: Minnesota (NFL), 2016-17-18-19; Atlanta (NFL), 2020; Jacksonville (NFL), 2021; Seattle (NFL) 2022
 *Tunsil, Laremy, OL: Miami (NFL), 2016-17-18; Houston (NFL), 2019-20, 2021 (IR), 2022—All-Pro, 2019; Pro Bowl, 2021; All-Rookie, 2016
 Turnbow, Guy, T: Philadelphia (NFL), 1933-34
 Urbanek, Jim, DT: Miami (AFL), 1968
 Vaughan, Robert, OG: Denver (AFL), 1968
 Vaughn, Cassius, CB: Denver (NFL), 2010-11; Indianapolis (NFL), 2012-13; Detroit (NFL) 2014; San Diego (NFL), 2015; Hamilton (CFL), 2016; Toronto (CFL), 2017-18
 Vaughn, Gerald, DB: Calgary (CFL), 1993-94-95; Winnipeg (CFL), 1996; Hamilton (CFL), 1997-98-99-2000-01; Ottawa (CFL) 2002-03-04-05—CFL All-Star, 1998-99
 Vincent, Keydrick, OG: Pittsburgh (NFL), 2001-02-03-04; Baltimore (NFL), 2005-06; Arizona (NFL), 2007; Carolina (NFL), 2008-09; Tampa Bay (NFL), 2010
 Wade, Todd, OL: Miami (NFL), 2000-01-02-03; Houston (NFL), 2004-05; Washington (NFL), 2006-07; Jacksonville (NFL), 2008—All-Rookie, 2000
 Walker, Greg, OG: Calgary (CFL), 1987
 Wallace, Mike, WR: Pittsburgh (NFL), 2009-10-11-12; Miami (NFL), 2013-14; Minnesota (NFL),

REBELS IN THE SUPER BOWL

| | | | |
|--------------|-----------------------------------|------------|--|
| I | Allen Brown, TE, Green Bay | XL..... | Chris Spencer, C, Seattle |
| II | Allen Brown, TE, Green Bay | XLI..... | Terrence Metcalf, OL, Chicago |
| III..... | Larry Grantham, LB, N.Y. Jets | XLII..... | Eli Manning, QB, New York Giants |
| VII | Jim Dunaway, DT, Miami | XLV..... | Mike Wallace, WR, Pittsburgh |
| XII | Norris Weese, QB, Denver | XLVI..... | Eli Manning, QB, New York Giants |
| XVI | Paul Hofer, RB, San Francisco | | BenJarvus Green-Ellis, RB, New England |
| | Jim Miller, P, San Francisco | XLVII..... | Michael Oher, OL, Baltimore |
| XXII | Barry Wilburn, DB, Washington | | Patrick Willis, LB, San Francisco |
| | Andre Townsend, DT, Denver | XLIX..... | Brandon Bolden, RB, New England |
| XXIV | Wesley Walls, TE, San Francisco | 50 | Michael Oher, OL, Carolina |
| | Andre Townsend, DT, Denver | LI..... | Brandon Bolden, RB, New England |
| XXX | Alundis Brice, DB, Dallas | | Woodrow Hamilton, DT, New England |
| XXXII | Willie Green, WR, Denver | LII..... | Brandon Bolden, RB, New England |
| XXXIII | Willie Green, WR, Denver | LIV..... | Breeland Speaks, DE, Kansas City |
| | Nate Wayne, LB, Denver | | D.J. Jones, DT, San Francisco |
| XXXVIII..... | Kris Mangum, TE, Carolina | LVI..... | Mike Hilton, CB, Cincinnati |
| | Tutan Reyes, OG, Carolina | LVII..... | A.J. Brown, WR, Philadelphia |
| XXXIX..... | Derrick Burgess, DL, Philadelphia | | |
| | Nate Wayne, LB, Philadelphia | | |

Super Bowl winners in BOLD

2015; Baltimore (NFL), 2016-17; Philadelphia (NFL), 2018—Pro Bowl, 2011
 Walls, Wesley, TE: San Francisco (NFL), 1989-90-91-92-93; New Orleans (NFL), 1994-95; Carolina (NFL), 1996-97-98-99-2000-01-02; Green Bay (NFL), 2003—All-Pro, 1996-97-99; Pro Bowl, 1996-97-98-99, 2001
 Ward, Channing, DE: Tampa Bay (NFL), 2016-17; St. Louis (XFL), 2019
 Wayne, Nate, LB: Denver (NFL), 1998-99; Barcelona (NFL-EU), 1999; Green Bay (NFL), 2000-01-02; Philadelphia (NFL), 2003-04; Detroit (NFL), 2005
 Weathers, Curtis, TE: Cleveland (NFL), 1979-80-81-82-83-84-85
 Webster, Ken, DB: Miami (NFL), 2019; San Francisco (NFL) 2020
 Weese, Norris, QB: Hawaii (WFL), 1974; Denver (NFL), 1976-77-78-79
 Wilburn, Barry, DB: Washington (NFL), 1985-86-87-88-89; Cleveland (NFL), 1992; Saskatchewan (CFL), 1993; British Columbia (CFL), 1994; Philadelphia (NFL), 1995-96; Winnipeg (CFL), 1998-99—All-Pro, 1987
 *Wilkins, Jordan, RB: Indianapolis (NFL), 2018-19-20-21; Tennessee (NFL), 2021; Jacksonville (NFL), 2021 (PS); Indianapolis (NFL), 2022 (PS)
 Williams, Ben, DE: Buffalo (NFL), 1976-77-78-79-80-81-82-83-84-85—Pro Bowl, 1982
 *Williams, Sam, DE: Dallas (NFL), 2022
 Willis, Patrick, LB: San Francisco (NFL), 2007-08-09-10-11-12-13-14—All-Pro, 2007-09-10-11-12; Pro Bowl, 2007-08-09-10-11-12-13; Defensive Rookie of the Year, 2007
 Winther, Wimpy, C: Green Bay (NFL), 1971; New Orleans (NFL), 1972-73; Detroit (WFL), 1974; Birmingham (WFL), 1974-75
 Wonsley, Nathan, TB: Tampa Bay (NFL), 1986-86 (IR)
 Woodruff, Lee (Cowboy), HB: Providence Steamrollers (NFL), 1931; Boston Braves (NFL), 1932; Philadelphia (NFL), 1933
 Woodruff, James (Cowboy), HB: Edmonton (CFL), 1960
 *Yeboah, Kenny, TE: New York Jets (NFL), 2021-22
 Yelverton, Billy, T: Calgary (CFL), 1960; Denver (AFL), 1960
 Zeigler, Doug, TE: Tampa Bay (NFL), 2004 (PS); Cleveland (NFL), 2004 (PS); San Francisco (NFL), 2004 (PS)

*Active Player; (IR) — Injured Reserve; (DS) — Developmental Squad; (PS) — Practice Squad
 Guide to Abbreviations: AAC—All American Conference (1946-49); AFL—American Football League; CONT — Continental Football League; CFL—Canadian Football League; NFL—National Football League; NFL-EU—National Football League, Europe League; USFL—United States Football League; WFL—World Football League; WLAF—World League of American Football; XFL



LAREMY TUNSIL



SAM WILLIAMS

INDIVIDUAL RECORDS

SINGLE GAME

SCORING

Most Points: *†42, Showboat Boykin vs. Mississippi State, 1951
Most Touchdowns: *†7, Showboat Boykin vs. Mississippi State, 1951
Most TD Rushing: *†7, Showboat Boykin vs. Mississippi State, 1951
Most TD Passing: 6, Eli Manning vs. Arkansas, 2001; Matt Corral vs. Vanderbilt, 2020
Most TD Passes Caught: 3, Johnny Brewer vs. Tulane, 1960; Louis Guy vs. Houston, 1962; Pat Coleman vs. Arkansas St., 1989; Chris Collins vs. Murray St., 2001; Jason Armstead vs. Arkansas, 2001; Chris Collins vs. Auburn, 2002; Donte Moncrief vs. Mississippi St., 2012; Quincy Adeboyejo vs. Fresno St., 2015; Laquon Treadwell vs. Oklahoma St. (Sugar Bowl), 2015; Elijah Moore vs. Vanderbilt, 2020; Michael Trigg vs. Central Arkansas, 2022
Most TD By Rush and Pass: 7, Showboat Boykin vs. Mississippi State, 1951; 7, Matt Corral vs. Tulane, 2022
Most Extra Points by Kicking: 9, Gary Wunderlich vs. Fresno State, 2015
Most Field Goals: 6, Jonathan Nichols vs. Texas Tech, 2003

TOTAL OFFENSE

Most Plays: 70, Chad Kelly vs. Auburn, 2016
Most Yards: 540, Archie Manning vs. Alabama, 1969
Best Average Gain: †21.4, Eagle Day (10) vs. Villanova, 1954

RUSHING

Most Attempts: 40, John Dottley vs. Mississippi State, 1949; 40, Deuce McAllister vs. Mississippi State, 1998
Most Yards: 282, Dexter McCluster vs. Tennessee, 2009
Best Average Gain: 20.0, Bobby Yandell (6) vs. Arkansas, 1941

PASSING

Most Passes: 59, Chad Kelly vs. Auburn, 2016
Most Completions: 42, Eli Manning vs. Arkansas, 2002
Consecutive Completions: 19, Matt Corral vs. Vanderbilt, 2020
Most Yards: 513, Matt Corral vs. South Carolina, 2020
Best Percentage:
 (Minimum 50 Attempts): 75.0, Eli Manning (42 of 56) vs. Arkansas, 2002
 (Minimum 40 Attempts): 76.7, Stewart Patridge (33 of 43) vs. Georgia, 1997
 (Minimum 30 Attempts): 91.2, Matt Corral (31 of 34) vs. Vanderbilt, 2020
 (16-29 Attempts): 94.7, Kent Austin (18 of 19) vs. Tulane, 1982
 (11-15 Attempts): 86.7, Jake Gibbs (13 of 15) vs. Mississippi State, 1960
 (7-10 Attempts): 100.0, Matt Corral (10 of 10) vs. UL Monroe, 2018; John Rhys Plumlee (7 of 7) vs. Cal, 2019; Barry Brunetti (7 of 7) vs. Idaho, 2013; Jim Weatherly (7 of 7) vs. LSU, 1963

RECEIVING

Most Receptions: 14, Laquon Treadwell (144 yards) vs. Memphis, 2015; 14, A.J. Brown (185 yards) vs. Louisiana, 2017; 14, Elijah Moore (238 yards) vs. Vanderbilt, 2020; 14, Dontario Drummond (138 yards) vs. Mississippi State, 2022
Most Yards: 247, Jonathan Mingo (9 catches) vs. Vanderbilt, 2022

PUNTING

Most Punts: 12, Bobby Wilson (489) vs. Vanderbilt, 1948; 12, Jim Miller (472) vs. Missouri, 1978; 12, Julian Fagan (449) vs. Chattanooga, 1968
Most Yards: 503, Cody Ridgeway vs. Florida, 2002
Best Average: †84.5, Bill Smith (2) vs. Southern Miss, 1984
Longest Punt: †92, Bill Smith vs. Southern Miss, 1984

PUNT RETURNS

Most Returns: 9, Marshay Green vs. Mississippi State, 2008
Most Yards: 157, Jason Armstead vs. Memphis, 2002
Best Average: 84.0, Nick Brassell (1) vs. Georgia, 2011

KICKOFF RETURNS

Most Returns: 7, Jesse Grandy vs. Mississippi State, 2009; 7, Jesse Grandy vs. Auburn, 2010;
Most Yards: 202, Mike Wallace vs. Vanderbilt, 2008
Best Average (Minimum 2): 60.0, John Avery (2) vs. Arkansas State, 1996
Best Average (Minimum 3): †52.7, Deuce McAllister (3) vs. Arkansas, 1999

ALL-PURPOSE YARDS

Yards: 324, Dexter McCluster vs. Tennessee (282 rushing, 42 receiving)

SEASON

SCORING

Most Points Scored: 124, Jonathan Nichols, 2003
Most Points by Kicking: 124, Jonathan Nichols, 2003
Most Touchdowns: 17, Brandon Bolden, 2010; 17, Deuce McAllister, 2000; 17, Quinshon Judkins, 2022
Most TD Rushing: 16, Quinshon Judkins, 2022
Most TD Passing: 31, Chad Kelly, 2015; 31, Eli Manning, 2001
Most TD Passes Caught: 11, A.J. Brown, 2017; Laquon Treadwell, 2015
Most TD by Punt Returns: 2, Ray Hapes, 1937; 2, Leonard Stagg, 1942; 2 Jerry Tiblier, 1948; 2, Vernon Studdard, 1970
Most TD by Kickoff Returns: 2, Ray Hapes, 1935; 2, John Avery, 1996; 2, Jesse Grandy, 2009
Most Extra Points: 63, Gary Wunderlich, 2015
Best Extra Point Pct.: 1.000, Gary Wunderlich, 2015 (63-63); 1.000, Joshua Shene, 2008 (52-52); 1.000, Bryson Rose, 2012 (49-49); 1.000, Jonathan Nichols, 2003 (49-49); 1.000, 1.000, Jonathan Nichols, 2002 (40-40); 1.000, Les Binkley, 1999 (36-36); 1.000, Tim Montz, 1994 (30-30); 1.000, Greg Houge, 1989 (29-29); 1.000, Bryan Owen, 1986 (28-28); 1.000, Tim Montz, 1996 (26-26); 1.000, Steve Lavinghouze, 1973 (25-25); 1.000, Brian Lee, 1992 (25-25); 1.000, Perry King, 1968 (22-22); Gary Wunderlich, 2014 (20-20); Joshua Shene, 2006 (20-20); 1.000, Jimmy Keyes, 1966 (20-20); 1.000, Jonathan Nichols, 2004 (19-19); Steve Lavinghouze, 1975 (18-18); 1.000, Steve Lavinghouze, 1974 (16-16)
Most Field Goals: 25, Jonathan Nichols (25-29), 2003

TOTAL OFFENSE

Most Plays: 568, Bo Wallace, 2013
Most Plays Per Game: 45.4, Chad Kelly, 2016
Most Yards: 4,542, Chad Kelly, 2015
Most Yards Per Game: 384.3, Matt Corral, 2020
Best Average Per Play:
 (Minimum 200 offensive plays): 8.8, Matt Corral, 2020
 (Less than 200 offensive plays): 8.1 Glynn Griffing, 1961

RUSHING

Most Plays: 274, Quinshon Judkins, 2022
Most Plays Per Game: 21.5, Steve Hindman, 1967
Most Yards: 1,567, Quinshon Judkins, 2022
Most Yards Per Game: 131.2, John Dottley, 1949
Best Average Per Play: 7.4, Charlie Flowers, 1957

PASSING

Most Passes: 481, Eli Manning, 2002
Most Completions: 298, Chad Kelly, 2015
Consecutive Passes Without An Interception: 234, Matt Corral, 2020-21
Best Percentage (Minimum 250 attempts): 70.9, Matt Corral (231-326), 2020
Most Yards: 4,042, Chad Kelly, 2015
Most Yards Per Game: 333.7, Matt Corral, 2020
Fewest Interceptions: 1 (71), Kenny Lyons, 1971; 1 (69), Roy Coleman, 1978; 1 (55), Norris Weese, 1973
Most Interceptions: 20 (351) Jevan Snead, 2009; 20 (286) John Fourcade, 1980
Pass Efficiency (Minimum 250 attempts): 177.6, Matt Corral, 2020
Average Yards Per Pass (Minimum 250 attempts): 10.2, Matt Corral, 2020
Average Yards Per Completion (Minimum 250 pass attempts): 15.0, Jevan Snead, 2008
250-yard Passing Games: 10, Chad Kelly, 2015
300-yard Passing Games: 9, Jordan Ta'amu, 2018

RECEIVING

Most Caught: 86, Elijah Moore, 2020
Receptions Per Game: 10.75, Elijah Moore, 2020
Most Yards: 1,320, A.J. Brown, 2018
Yards Per Game: 149.1, Elijah Moore, 2020
Best Average Gain: 27.2, Jack Stribling, 1949 (22)
100-yard Receiving Games: 6, A.J. Brown, 2018; A.J. Brown, 2017; Laquon Treadwell, 2015; Elijah Moore, 2020

PUNTING

Most Punts: 78, Charles Childers, 1988
Most Yards: 3,283, Jim Miller, 1978
Best Average: 48.7, Merle Hapes, 1940

PUNT RETURNS

Most Returned: 43, Mike Espy, 2003
Most Yards: 498, Junie Hovious, 1940
Best Average: 29.9, Jerry Tiblier, 1948

KICKOFF RETURNS

Most Returned: 35, Mike Wallace, 2008
Most Yards: 861, Mike Wallace, 2008
Best Average: 32.8, Michael Sweet, 1974 (8)

ALL-PURPOSE YARDS

Yards: 1,737, Mike Wallace (92 rush, 784 receiving, 861 KOR), 2008
Average Per Game: 169.2, Deuce McAllister (10 games), 1999

DEFENSE

Tackles (since 1968): 168, Jeff Herrod, 1986
Tackles for Loss (since 1983): 18.5, Greg Hardy, 2007
Sacks (since 1983): 12.5, Sam Williams, 2021

PASS INTERCEPTIONS

Most Interceptions: 10, Senquez Golson, 2014; 10, Bobby Wilson, 1949
Most Yards Returned: 162, Senquez Golson, 2014
Best Average Return (Minimum 5 interceptions): 29.8, Bobby Wilson, 1948

CAREER**STARTS**

Most Starts: 49, Marcus Tillman, 2006-09; 48, Tre' Stallings, 2002-05; 48, Marcus Johnson, 2001-04; 47, Michael Oher, 2005-08

SCORING

Most Points Scored: 350, Gary Wunderlich, 2014-17
Most Points by Kicking: 350, Gary Wunderlich, 2014-17
Most Touchdowns: 41, Deuce McAllister, 1997-2000
Most TD Rushing: 37, Deuce McAllister, 1997-2000
Most TD Passing: 81, Eli Manning, 2000-03
Most TD Passes Caught: 24, Chris Collins, 2000-03
Most Field Goals: 64, Gary Wunderlich, 2014-17
Consecutive Field Goals: 19, Gary Wunderlich, 2016-17
Most Extra Points: 158, Gary Wunderlich, 2014-17
Consecutive Extra Points: 117, Jonathan Nichols, 2001-04

TOTAL OFFENSE

Most Plays: 1,581, Bo Wallace, 2012-14
Most Yards: 10,478, Bo Wallace, 2012-14
Best Average Per Play:
 (Minimum 400 offensive plays): 7.99, Jordan Ta'amu, 2017-2018 (764-6107)
 (Less than 400 offensive plays): 6.64, Doug Elmore, 1959-1961 (275-1827)

RUSHING

Most Plays: 630, Joe Gunn, 1998-2001
Most Yards: 3,060, Deuce McAllister, 1997-2000
Best Average Per Play: 6.6, Showboat Boykin, 1949-51
100-yard Rushing Games: 14, Deuce McAllister, 1997-2000

PASSING

Most Passes: 1,363, Eli Manning, 2000-03
Most Completions: 829, Eli Manning, 2000-03
Most Yards: 10,119, Eli Manning, 2000-2003
Best Percentage (Minimum 500 attempts): 67.3, Matt Corral (614-912), 2018-21
Consecutive Games with a TD Pass: 22, Chad Kelly, 2015-16
Pass Efficiency (Minimum 500 attempts): 159.2, Matt Corral, 2018-21
Average Yards Per Pass (Minimum 500 attempts): 9.5, Jordan Ta'amu, 2017-18
Average Yards Per Completion (Minimum 500 attempts): 14.7, Jordan Ta'amu, 2017-18
200-yard Passing Games: 32, Eli Manning, 2000-03
250-yard Passing Games: 19, Bo Wallace, 2012-14
300-yard Passing Games: 12, Chad Kelly, 2015-16; 12, Jordan Ta'amu, 2018

RECEIVING

Most Passes Caught: 202, Laquon Treadwell, 2013-15
Most Yards: 2,984, A.J. Brown, 2016-18
Best Average Gain: 23.5, Jesse Ward, 1938-39
100-yard Receiving Games: 12, A.J. Brown, 2016-18

PASS INTERCEPTIONS

Most Interceptions: †20, Bobby Wilson, 1946-49
Most Yards Returned: 379, Bobby Wilson, 1946-49
Best Average Return (Minimum 7 interceptions): 19.3, Charles Sawyer, 2009-13

PUNTING

Most Punts: 266, Jim Miller, 1976-79
Most Yards Punted: 11,549, Jim Miller, 1976-79
Best Average (Minimum 65): 46.0, Merle Hapes, 1939-41
 (Minimum 100): 44.6, Tyler Campbell, 2009-13
 (Minimum 250): †44.3, Bill Smith, 1983-86
Most Punts, 50 yards or more: †88, Bill Smith, 1983-86
Most Consecutive Games, 1 punt of 50 yards or more: *†32, Bill Smith, 1983-86
Most Games Averaging 40 or more yards (Minimum 4): †36, Bill Smith, 1983-86

PUNT RETURNS

Most Returned: 96, Ta'Boris Fisher, 1993-96
Most Yards: 1,142, Junie Hovious, 1939-41
Best Average: 24.8, Jerry Tiblier, 1947-48

KICKOFF RETURNS

Most Returned: 96, Jaylen Walton, 2012-15
Most Yards: 2,036, Jaylen Walton, 2012-15
Best Average: 31.0, Eddie Crawford, 1954-56

ALL-PURPOSE YARDS

Most Yards: 4,889, Deuce McAllister, 1997-2000
 (3060 rushing, 616 receiving, 992 KO returns, 221 punt returns)

DEFENSE

Tackles: 528, Jeff Herrod, 1984-87
Sacks: 37.0, Ben Williams, 1972-75

*NCAA Record †SEC Record

RUSHING RECORDS

YARDS

SINGLE GAME

| Player, Opponent, Date | No | Gain | Loss | Net | Avg | TD |
|---|----|------|------|-----|------|----|
| 1. Dexter McCluster, Tennessee, 11-14-2009 | 25 | 283 | 1 | 282 | 11.3 | 4 |
| 2. Dou Innocent, Mississippi State, 11-25-95 | 39 | 251 | 9 | 242 | 6.2 | 1 |
| 3. Randy Baldwin, Tulane, 9-29-90 | 17 | 241 | 0 | 241 | 14.2 | 2 |
| 4. Kayo Dottley, Chattanooga, 11-5-49 | 20 | 237 | 2 | 235 | 11.8 | 3 |
| 5. Kayo Dottley, TCU, 10-22-49 | 22 | 239 | 9 | 230 | 10.5 | 2 |
| 6. Brandon Bolden, Fresno State, 9-25-2010 | 19 | 228 | 0 | 228 | 12.0 | 2 |
| 7. BenJarvus Green-Ellis, Missouri, 9-8-2007 | 33 | 228 | 2 | 226 | 6.8 | 1 |
| 8. Kayo Dottley, Mississippi State, 11-26-49 | 40 | 231 | 15 | 216 | 5.4 | 2 |
| 9. Stephen Hindman, Vanderbilt, 11-25-67 | 30 | 215 | 0 | 215 | 7.2 | 2 |
| 10. Quinshon Judkins, Arkansas, 11-19-2022 | 24 | 214 | 0 | 214 | 8.9 | 1 |
| 11. John Rhys Plumlee, LSU, 11-16-2019 | 21 | 217 | 5 | 212 | 10.1 | 4 |
| 12. Zach Evans, Arkansas, 11-19-2022 | 17 | 208 | 1 | 207 | 12.2 | 1 |
| 13. Quinshon Judkins, Texas A&M, 10-29-2022 | 34 | 212 | 7 | 205 | 6.0 | 1 |
| 14. Scottie Phillips, Texas Tech, 9-1-2018 | 16 | 205 | 1 | 204 | 12.8 | 2 |
| 15. Matt Corral, Tennessee, 10-16-2021 | 30 | 222 | 27 | 195 | 6.5 | 0 |
| 16. Malvin Gipson, Vanderbilt, 10-25-80 | 21 | 194 | 1 | 193 | 9.2 | 1 |
| 17. Deuce McAllister, Alabama, 10-10-98 | 24 | 193 | 5 | 188 | 7.8 | 0 |
| 18. Showboat Boykin, Mississippi State, 12-1-51 | 14 | 187 | 0 | 187 | 13.3 | 7 |
| 19. Dexter McCluster, Auburn, 10-31-2009 | 22 | 190 | 4 | 186 | 8.5 | 1 |
| 20. Dexter McCluster, Oklahoma State, 1-2-2010 | 34 | 186 | 2 | 184 | 5.4 | 2 |

SEASON

| Player, Season | No | Gain | Loss | Net | Avg | TD |
|--------------------------------|-----|------|------|------|-----|----|
| 1. Quinshon Judkins, 2022 | 274 | 1612 | 45 | 1567 | 5.7 | 16 |
| 2. Kayo Dottley, 1949 | 208 | 1355 | 43 | 1312 | 6.3 | 14 |
| 3. Dexter McCluster, 2009 | 181 | 1202 | 33 | 1169 | 6.5 | 8 |
| 4. BenJarvus Green-Ellis, 2007 | 230 | 1183 | 46 | 1137 | 4.9 | 6 |
| 5. Deuce McAllister, 1998 | 212 | 1129 | 47 | 1082 | 5.1 | 7 |
| 6. John Rhys Plumlee, 2019 | 154 | 1105 | 82 | 1023 | 6.6 | 12 |
| 7. Jordan Wilkins, 2017 | 155 | 1039 | 28 | 1011 | 6.5 | 9 |
| 8. Kayo Dottley, 1950 | 191 | 1057 | 50 | 1007 | 5.3 | 4 |
| 9. BenJarvus Green-Ellis, 2006 | 234 | 1035 | 35 | 1000 | 4.3 | 7 |

| | | | | | | |
|----------------------------|-----|------|----|-----|-----|----|
| 10. Cory Philpot, 1992 | 190 | 1012 | 18 | 994 | 5.2 | 3 |
| 11. Brandon Bolden, 2010 | 163 | 1028 | 52 | 976 | 6.0 | 14 |
| 12. Randy Baldwin, 1990 | 163 | 1003 | 33 | 970 | 5.9 | 11 |
| 13. Joe Gunn, 1999 | 182 | 985 | 34 | 951 | 5.3 | 5 |
| 14. Zach Evans, 2022 | 144 | 963 | 27 | 936 | 6.5 | 9 |
| 15. Scottie Phillips, 2018 | 153 | 961 | 33 | 928 | 6.1 | 12 |
| 16. Dou Innocent, 1994 | 182 | 929 | 19 | 910 | 5.0 | 4 |
| 17. Joe Gunn, 2001 | 200 | 896 | 26 | 870 | 4.3 | 9 |
| 18. Dou Innocent, 1995 | 192 | 928 | 60 | 868 | 4.5 | 5 |
| 19. John Avery, 1997 | 166 | 936 | 74 | 862 | 5.2 | 7 |
| 20. Stephen Hindman, 1967 | 215 | 844 | 15 | 829 | 3.9 | 5 |

CAREER

| Player, Position, Years | No | Net | Avg | TD |
|--|-----|------|------|----|
| 1. Deuce McAllister, RB, 1997-2000 | 616 | 3060 | 5.0 | 37 |
| 2. Joe Gunn, RB, 1998-2001 | 630 | 2749 | 4.4 | 22 |
| 3. Kayo Dottley, FB, 1947-50 | 478 | 2654 | 5.55 | 21 |
| 4. Brandon Bolden, RB, 2008-11 | 486 | 2604 | 5.4 | 27 |
| 5. Dou Innocent, FB-RB, 1991-92, 1994-95 | 494 | 2322 | 4.70 | 11 |
| 6. Jerrion Ealy, RB, 2019-21 | 384 | 2235 | 5.8 | 20 |
| 7. BenJarvus Green-Ellis, RB, 2006-07 | 464 | 2137 | 4.6 | 13 |
| 8. Leon Perry, FB, 1976-79 | 471 | 2135 | 4.5 | 18 |
| 9. Jaylen Walton, RB, 2012-15 | 384 | 1957 | 5.1 | 17 |
| 10. Dexter McCluster, RB-WR, 2006-09 | 304 | 1955 | 6.4 | 15 |
| 11. Jordan Wilkins, RB, 2013-17 | 279 | 1751 | 6.3 | 14 |
| 12. Charlie Flowers, FB, 1957-59 | 307 | 1730 | 5.64 | 13 |
| 13. John Avery, RB, 1996-97 | 347 | 1650 | 4.8 | 12 |
| 14. Randy Baldwin, RB, 1989-90 | 270 | 1612 | 5.97 | 20 |
| 15. Snoop Conner, RB, 2019-21 | 304 | 1580 | 5.2 | 26 |
| 16. Quinshon Judkins, RB, 2022 | 274 | 1567 | 5.7 | 16 |
| 17. Buford McGee, RB, 1979-83 | 367 | 1557 | 4.2 | 13 |
| 18. Arthur Humphrey, FB, 1981-84 | 384 | 1536 | 4.0 | 9 |
| 19. Andre Thomas, TB, 1979-82 | 353 | 1482 | 4.2 | 12 |
| 20. Scottie Phillips, RB, 2018-19 | 278 | 1470 | 5.3 | 17 |

ATTEMPTS

SEASON

| Name, Year | No. |
|--------------------------------|-----|
| 1. Quinshon Judkins, 2022 | 274 |
| 2. BenJarvus Green-Ellis, 2006 | 234 |
| 3. BenJarvus Green-Ellis, 2007 | 230 |
| 4. Steve Hindman, 1967 | 215 |
| 5. Deuce McAllister, 1998 | 212 |
| 6. Kayo Dottley, 1949 | 208 |
| 7. Joe Gunn, 2001 | 200 |
| 8. Dou Innocent, 1995 | 192 |
| 9. Kayo Dottley, 1950 | 191 |
| 10. Cory Philpot, 1992 | 190 |

CAREER

| Name, Years | No. |
|-----------------------------------|-----|
| 1. Joe Gunn, 1998-2001 | 630 |
| 2. Deuce McAllister, 1997-2000 | 616 |
| 3. Dou Innocent, 1991-92, 94-95 | 494 |
| 4. Brandon Bolden, 2008-11 | 486 |
| 5. Kayo Dottley, 1947-50 | 478 |
| 6. Leon Perry, 1976-79 | 471 |
| 7. BenJarvus Green-Ellis, 2006-07 | 464 |
| 8. John Fourcade, 1978-81 | 456 |
| 9. Bo Wallace, 2012-14 | 395 |

TOUCHDOWNS

SEASON

| Name, Year | No. |
|---------------------------|-----|
| 1. Quinshon Judkins, 2022 | 16 |
| 2. Kayo Dottley, 1949 | 14 |
| Archie Manning, 1969 | 14 |
| Deuce McAllister, 2000 | 14 |
| Brandon Bolden, 2010 | 14 |
| 6. Snoop Conner, 2021 | 13 |
| 7. Deuce McAllister, 1999 | 12 |
| Scottie Phillips, 2018 | 12 |
| John Rhys Plumlee, 2019 | 12 |
| 10. Parker Hall, 1938 | 11 |
| Charlie Flowers, 1959 | 11 |
| Stephen Ainsworth, 1971 | 11 |
| Randy Baldwin, 1990 | 11 |
| Matt Corral, 2021 | 11 |

CAREER

| Name, Years | No. |
|--------------------------------|-----|
| 1. Deuce McAllister, 1997-2000 | 37 |
| 2. Brandon Bolden, 2008-11 | 27 |
| 3. Snoop Conner, 2019-21 | 26 |
| 4. Archie Manning, 1968-70 | 25 |
| 5. John Fourcade, 1978-81 | 22 |
| Joe Gunn, 1998-2001 | 22 |
| 7. Kayo Dottley, 1947-50 | 21 |
| 8. Randy Baldwin, 1989-90 | 20 |
| Matt Corral, 2018-21 | 20 |
| 10. Merle Hapes, 1939-41 | 19 |
| Bo Wallace, 2012-14 | 19 |

100-YARD GAMES

SEASON

| Name, Years | No. |
|---------------------------|-----|
| 1. Quinshon Judkins, 2022 | 8 |
| 2. Cory Philpot, 1992 | 6 |
| Dou Innocent, 1994 | 6 |
| John Avery, 1997 | 6 |
| Joe Gunn, 1999 | 6 |
| Jordan Wilkins, 2017 | 6 |

CAREER

| Name, Years | No. |
|-----------------------------------|-----|
| 1. Deuce McAllister, 1997-2000 | 14 |
| 2. Joe Gunn, 1998-2001 | 12 |
| 3. Dou Innocent, 1991-92, 94-95 | 10 |
| 4. BenJarvus Green-Ellis, 2006-07 | 9 |
| John Avery, 1996-97 | 9 |
| Kayo Dottley, 1947-50 | 9 |
| 6. Quinshon Judkins, 2022 | 8 |

PASSING RECORDS

PASSING YARDS

SINGLE GAME

| Player, Opponent, Date | Att | Comp | Int | Yds | Pct | TD |
|---|-----|------|-----|-----|------|----|
| 1. Matt Corral, South Carolina, 11-14-2020 | 32 | 28 | 0 | 513 | 87.5 | 4 |
| 2. Shea Patterson, UT Martin, 9-9-2017 | 43 | 32 | 1 | 489 | 74.4 | 5 |
| 3. Chad Kelly, Auburn, 10-29-2016 | 59 | 36 | 1 | 465 | 61.0 | 3 |
| 4. Jordan Ta'amu, Vanderbilt, 11-17-2018 | 32 | 52 | 2 | 457 | 61.5 | 2 |
| 5. Jordan Ta'amu, Southern Illinois, 9-8-2018 | 23 | 33 | 0 | 448 | 69.7 | 5 |
| Jaxson Dart, Vanderbilt, 10-8-2022 | 32 | 25 | 2 | 448 | 78.1 | 3 |
| 7. Jordan Ta'amu, Kent State, 9-22-2018 | 28 | 38 | 1 | 442 | 73.7 | 2 |
| 8. Archie Manning, Alabama, 10-4-69 | 52 | 33 | 1 | 436 | 63.5 | 2 |
| 9. Shea Patterson, South Alabama, 9-2-2017 | 35 | 28 | 0 | 429 | 80.0 | 4 |
| 10. Chad Kelly, Alabama, 9-17-2016 | 40 | 26 | 0 | 421 | 65.0 | 3 |
| 11. Jordan Ta'amu, Louisiana, 11-11-2017 | 36 | 28 | 1 | 418 | 77.8 | 3 |
| 12. Bo Wallace, Arkansas, 11-9-2013 | 34 | 27 | 2 | 416 | 79.4 | 3 |
| 13. Eli Manning, Arkansas, 10-26-2002 | 56 | 42 | 2 | 414 | 75.0 | 2 |
| 14. John Darnell, Arkansas State, 9-16-89 | 35 | 23 | 0 | 412 | 65.7 | 3 |
| Matt Corral, Vanderbilt, 10-31-2020 | 34 | 31 | 0 | 412 | 91.2 | 6 |
| 16. Eli Manning, Texas Tech, 9-27-2003 | 49 | 29 | 2 | 409 | 59.2 | 3 |
| 17. Bo Wallace, Vanderbilt, 11-10-2012 | 49 | 31 | 0 | 403 | 63.3 | 1 |
| 18. Matt Corral, Florida, 9-26-2020 | 31 | 22 | 1 | 395 | 71.0 | 3 |
| 19. Eli Manning, South Carolina, 11-11-2003 | 42 | 30 | 1 | 391 | 71.4 | 3 |
| 20. Bo Wallace, Boise State, 8-28-2014 | 36 | 25 | 3 | 387 | 69.4 | 4 |
| Jordan Ta'amu, Arkansas, 10-13-2018 | 26 | 35 | 1 | 387 | 74.3 | 2 |

SEASON

| Player, Position, Year | Att | Comp | Int | Yds | Pct | TD |
|----------------------------|-----|------|-----|------|------|----|
| 1. Chad Kelly, QB, 2015 | 458 | 298 | 13 | 4042 | 65.1 | 31 |
| 2. Jordan Ta'amu, QB, 2018 | 418 | 266 | 8 | 3918 | 63.6 | 19 |
| 3. Eli Manning, QB, 2003 | 441 | 275 | 10 | 3600 | 62.4 | 29 |
| 4. Eli Manning, QB, 2002 | 481 | 279 | 15 | 3401 | 58.0 | 21 |
| 5. Matt Corral, QB, 2021 | 386 | 262 | 5 | 3349 | 67.9 | 20 |
| 6. Bo Wallace, QB, 2013 | 437 | 283 | 10 | 3346 | 64.8 | 18 |
| 7. Matt Corral, QB, 2020 | 326 | 231 | 14 | 3337 | 70.9 | 29 |
| 8. Bo Wallace, QB, 2014 | 381 | 229 | 14 | 3194 | 60.1 | 22 |
| 9. Bo Wallace, QB, 2012 | 368 | 235 | 17 | 2994 | 63.9 | 22 |
| 10. Jaxson Dart, QB, 2022 | 362 | 226 | 11 | 2974 | 62.4 | 20 |

| | | | | | | |
|--------------------------------|-----|-----|----|------|------|----|
| 11. Eli Manning, QB, 2001 | 408 | 259 | 9 | 2948 | 63.5 | 31 |
| 12. Jevan Snead, QB, 2008 | 327 | 184 | 13 | 2762 | 56.3 | 26 |
| 13. Chad Kelly, QB, 2016 | 328 | 205 | 8 | 2758 | 62.5 | 19 |
| 14. Stewart Patridge, QB, 1997 | 352 | 228 | 7 | 2667 | 64.8 | 12 |
| 15. Jevan Snead, QB, 2009 | 351 | 191 | 20 | 2632 | 54.4 | 20 |
| 16. John Darnell, QB, 1989 | 301 | 167 | 11 | 2326 | 55.5 | 11 |
| 17. Romaro Miller, QB, 1998 | 326 | 184 | 11 | 2273 | 56.4 | 11 |
| 18. Shea Patterson, QB, 2017 | 260 | 166 | 9 | 2259 | 63.8 | 17 |
| 19. Jeremiah Masoli, QB, 2010 | 296 | 167 | 13 | 2039 | 56.4 | 14 |
| 20. Josh Nelson, QB, 1994 | 308 | 168 | 6 | 2028 | 54.5 | 15 |

CAREER

| Player, Position, Years | Att | Comp | Yds | Pct | TD |
|---------------------------------------|-------|------|--------|------|----|
| 1. Eli Manning, QB, 2000-2003 | 1,363 | 829 | 10,119 | 60.8 | 81 |
| 2. Bo Wallace, QB, 2012-14 | 1,186 | 747 | 9534 | 63.0 | 62 |
| 3. Matt Corral, QB, 2018-21 | 912 | 614 | 8287 | 67.3 | 57 |
| 4. Chad Kelly, QB, 2015-16 | 786 | 503 | 6800 | 64.0 | 50 |
| 5. Romaro Miller, QB, 1997-2000 | 902 | 497 | 6311 | 55.1 | 43 |
| 6. Kent Austin, QB, 1981-85 | 981 | 566 | 6184 | 57.7 | 31 |
| 7. Jordan Ta'amu, QB, 2017-18 | 591 | 381 | 5600 | 64.5 | 30 |
| 8. John Fourcade, QB, 1978-81 | 819 | 445 | 5412 | 54.3 | 25 |
| 9. Jevan Snead, QB, 2008-09 | 678 | 375 | 5394 | 55.3 | 46 |
| 10. Mark Young, QB, 1985-88 | 809 | 410 | 4971 | 51.0 | 31 |
| 11. Archie Manning, QB, 1968-70 | 761 | 402 | 4753 | 52.8 | 31 |
| 12. Russ Shows, QB, 1989-92 | 560 | 279 | 3778 | 49.8 | 19 |
| 13. Josh Nelson, QB, 1994-95 | 558 | 311 | 3703 | 55.7 | 24 |
| 14. Stewart Patridge, QB, 1994-97 | 510 | 310 | 3564 | 60.8 | 15 |
| 15. John Darnell, QB, 1986-89 | 436 | 238 | 3253 | 54.6 | 18 |
| 16. Shea Patterson, QB, 2016-17 | 392 | 238 | 3139 | 60.7 | 23 |
| 17. Jaxson Dart, QB, 2022 | 362 | 226 | 2,974 | 62.4 | 20 |
| 18. Tim Ellis, QB, 1974-77 | 355 | 171 | 2339 | 48.2 | 17 |
| 19. Charlie Conerly, HB, 1942; 46-47# | 412 | 220 | 2313 | 53.4 | 26 |
| 20. Micheal Spurlock, QB, 2002-05 | 345 | 179 | 2162 | 51.9 | 9 |

Conerly's totals include eight of nine games in 1942. Complete individual game and composite statistics for 1942 are not available.

ATTEMPTS

SEASON

| Name, Year | No. |
|------------------------|-----|
| 1. Eli Manning, 2002 | 481 |
| 2. Chad Kelly, 2015 | 458 |
| 3. Eli Manning, 2003 | 441 |
| 4. Bo Wallace, 2013 | 437 |
| 5. Jordan Ta'amu, 2018 | 418 |
| 6. Eli Manning, 2001 | 408 |
| 7. Matt Corral, 2021 | 386 |
| 8. Bo Wallace, 2014 | 381 |
| 9. Bo Wallace, 2012 | 368 |
| 10. Jaxson Dart, 2022 | 362 |

CAREER

| Name, Years | No. |
|-----------------------------|-------|
| 1. Eli Manning, 2000-03 | 1,363 |
| 2. Bo Wallace, 2012-14 | 1,186 |
| 3. Kent Austin, 1981-85 | 981 |
| 4. Matt Corral, 2018-21 | 912 |
| 5. Romaro Miller, 1997-2000 | 902 |
| 6. John Fourcade, 1978-81 | 819 |
| 7. Mark Young, 1985-88 | 809 |
| 8. Chad Kelly, 2015-16 | 786 |
| 9. Archie Manning, 1968-70 | 761 |
| 10. Jevan Snead, 2008-09 | 678 |

COMPLETIONS

SEASON

| Name, Year | No. |
|------------------------|-----|
| 1. Chad Kelly, 2015 | 298 |
| 2. Bo Wallace, 2013 | 283 |
| 3. Eli Manning, 2002 | 279 |
| 4. Eli Manning, 2003 | 275 |
| 5. Jordan Ta'amu, 2018 | 266 |
| 6. Matt Corral, 2021 | 262 |
| 7. Eli Manning, 2001 | 259 |
| 8. Bo Wallace, 2012 | 235 |
| 9. Matt Corral, 2020 | 231 |
| 10. Bo Wallace, 2014 | 229 |

CAREER

| Name, Years | No. |
|-----------------------------|-----|
| 1. Eli Manning, 2000-03 | 829 |
| 2. Bo Wallace, 2012-14 | 747 |
| 3. Matt Corral, 2018-21 | 614 |
| 4. Kent Austin, 1981-85 | 566 |
| 5. Chad Kelly, 2015-16 | 503 |
| 6. Romaro Miller, 1997-2000 | 497 |
| 7. John Fourcade, 1978-81 | 445 |
| 8. Mark Young, 1985-88 | 410 |
| 9. Archie Manning, 1968-70 | 395 |
| 10. Jordan Ta'amu, 2017-18 | 381 |

CONSECUTIVE COMPLETIONS

GAME

| Name, Opponent, Date | No. |
|--|-----|
| 1. Matt Corral, Vanderbilt, 10-31-2020 | 19 |
| 2. Eli Manning, Murray State, 9-1-2001 | 18 |
| 3. Kent Austin, Tennessee, 11-13-82 | 15 |
| 4. Bo Wallace, UL-Lafayette, 9-13-2014 | 14 |
| 5. Bo Wallace, Missouri, 11-23-2013 | 11 |
| Bobby Garner, Memphis State, 9-9-78 | 11 |
| Charlie Conerly, Mississippi State, 11-29-47 | 11 |

COMPLETION PERCENTAGE

SEASON

| Name, Year (Comp/Att) | Pct. |
|-------------------------------------|-------|
| 1. Matt Corral, 2020 (231/326) | 70.9 |
| 2. Matt Corral, 2021 (262/386) | 67.9 |
| 3. Chad Kelly, 2015 (298/458) | 65.1 |
| 4. Stewart Patridge, 1997 (228/352) | 64.77 |
| 5. Bo Wallace, 2013 (283/437) | 64.76 |
| 6. Bo Wallace, 2012 (235/368) | 63.9 |
| 7. Shea Patterson, 2017 (166/260) | 63.8 |
| 8. Jordan Ta'amu, 2018 (226/418) | 63.6 |
| 9. Eli Manning, 2001 (259/408) | 63.5 |
| 10. Chad Kelly, 2016 (205/328) | 62.5 |

COMPLETION PERCENTAGE

CAREER

(Minimum 500 attempts)

| Name, Years (Comp/Att) | Pct. |
|--|------|
| 1. Matt Corral, 2018-21 (614/912) | 67.3 |
| 2. Jordan Ta'amu, 2017-18 (381/591) | 64.5 |
| 3. Chad Kelly, 2015-16 (503/786) | 64.0 |
| 4. Bo Wallace, 2012-14 (747/1,186) | 63.0 |
| 5. Eli Manning, 2000-03 (829/1,363) | 60.8 |
| 6. Stewart Patridge, 1994, 96-97 (310/510) | 60.8 |
| 7. Kent Austin, 1981-85 (566/981) | 57.7 |
| 8. Josh Nelson, 1994-95 (311/558) | 55.7 |
| 9. Jevan Snead, 2008-09 (375/678) | 55.3 |
| 10. Romaro Miller, 1997-2000 (497/902) | 55.1 |

TOUCHDOWNS

SEASON

| Name, Year | No. |
|--------------------------|-----|
| 1. Eli Manning, 2001 | 31 |
| Chad Kelly, 2015 | 31 |
| 3. Eli Manning, 2003 | 29 |
| Matt Corral, 2020 | 29 |
| 5. Jevan Snead, 2008 | 26 |
| 6. Bo Wallace, 2014 | 22 |
| Bo Wallace, 2012 | 22 |
| 8. Eli Manning, 2002 | 21 |
| 9. Charlie Conerly, 1947 | 20 |
| Jevan Snead, 2009 | 20 |
| Matt Corral, 2021 | 20 |
| Jaxson Dart, 2022 | 20 |

CAREER

| Name, Years | No. |
|-----------------------------|-----|
| 1. Eli Manning, 2000-03 | 81 |
| 2. Bo Wallace, 2012-14 | 62 |
| 3. Matt Corral, 2018-21 | 57 |
| 4. Chad Kelly, 2015-16 | 50 |
| 5. Jevan Snead, 2008-09 | 46 |
| 6. Romaro Miller, 1997-2000 | 43 |
| 7. Matt Corral, 2018-20 | 37 |
| 8. Archie Manning, 1968-70 | 31 |
| Kent Austin, 1981-85 | 31 |
| Mark Young, 1985-88 | 31 |

CONSECUTIVE GAMES WITH A TOUCHDOWN PASS

CAREER

| Name, Years | No. |
|---------------------------|-----|
| 1. Chad Kelly, 2015-16 | 22 |
| 2. Matt Corral, 2019-21 | 19 |
| 3. Eli Manning, 2000-02 | 16 |
| 4. Jevan Snead, 2008-09 | 13 |
| 5. Bo Wallace, 2013-14 | 11 |
| 6. Jordan Ta'amu, 2017-18 | 8 |
| Bo Wallace, 2012 | 8 |
| Romaro Miller, 1999 | 8 |
| Archie Manning, 1969-70 | 8 |

PASS EFFICIENCY

SEASON

(Minimum 250 attempts)

| Name, Year | Effic. |
|-------------------------|--------|
| 1. Matt Corral, 2020 | 177.6 |
| 2. Chad Kelly, 2015 | 155.8 |
| 3. Matt Corral, 2021 | 155.3 |
| 4. Jordan Ta'amu, 2018 | 153.5 |
| 5. Shea Patterson, 2017 | 151.5 |
| 6. Eli Manning, 2003 | 148.1 |
| 7. Chad Kelly, 2016 | 147.4 |
| 8. Jevan Snead, 2008 | 145.5 |
| 9. Eli Manning, 2001 | 144.8 |
| 10. Jaxson Dart, 2022 | 143.6 |

CAREER

(Minimum 500 attempts)

| Name, Years | Effic. |
|----------------------------------|--------|
| 1. Matt Corral, 2018-21 | 159.2 |
| 2. Jordan Ta'amu, 2017-18 | 156.8 |
| 3. Chad Kelly, 2015-16 | 152.3 |
| 4. Bo Wallace, 2012-14 | 140.8 |
| 5. Eli Manning, 2000-03 | 137.7 |
| 6. Jevan Snead, 2008-09 | 134.8 |
| 7. Stewart Patridge, 1994, 96-97 | 124.9 |
| 8. Romaro Miller, 1997-2000 | 122.7 |
| 9. Josh Nelson, 1994-95 | 121.0 |
| 10. Kent Austin, 1981-85 | 112.7 |

YARDS PER ATTEMPT

SEASON

(Minimum 250 attempts)

| Name, Year (Yards/Att) | Avg. |
|-------------------------------------|------|
| 1. Matt Corral, 2020 (3,337/326) | 10.2 |
| 2. Jordan Ta'amu, 2018 (3,918/418) | 9.4 |
| 3. Chad Kelly, 2015 (4,042/458) | 8.8 |
| 4. Shea Patterson, 2017 (2,269/260) | 8.7 |
| 5. Matt Corral, 2021 (3,349/386) | 8.7 |
| 6. Jevan Snead, 2008 (2,762/327) | 8.45 |
| 7. Chad Kelly, 2016 (2,758/328) | 8.41 |
| 8. Bo Wallace, 2014 (3,194/381) | 8.38 |
| 9. Jaxson Dart, 2022(2,974/362) | 8.22 |
| 10. Eli Manning, 2003 (3,600/441) | 8.2 |

CAREER

(Minimum 500 attempts)

| Name, Years (Yards/Att) | Avg. |
|--|------|
| 1. Jordan Ta'amu, 2017-18 (5,600/591) | 9.5 |
| 2. Matt Corral, 2018-21 (8,287/912) | 9.1 |
| 3. Chad Kelly, 2015-16 (6,800/786) | 8.7 |
| 4. Bo Wallace, 2012-14 (9,534/1,186) | 8.04 |
| 5. Jevan Snead, 2008-09 (5,394/678) | 7.96 |
| 6. Eli Manning, 2000-03 (10,119/1,363) | 7.4 |
| 7. Romaro Miller, 1997-2000 (6,311/902) | 7.0 |
| 8. Stewart Patridge, 1994, 96-97 (3,564/510) | 7.0 |
| 9. Russ Shows, 1989-92 (3,778/560) | 6.7 |
| 10. Josh Nelson, 1994-95 (3,703/558) | 6.6 |

YARDS PER COMPLETION

SEASON

(Minimum 250 attempts)

| Name, Year (Yards/Comp) | Avg. |
|-------------------------------------|-------|
| 1. Jevan Snead, 2008 (2,762/184) | 15.0 |
| 2. Jordan Ta'amu, 2018 (3,918/266) | 14.7 |
| 3. Matt Corral, 2020 (3,337/231) | 14.4 |
| 4. Bo Wallace, 2014 (3,194/229) | 13.9 |
| 5. John Darnell, 1989 (2,326/167) | 13.9 |
| 6. Jevan Snead, 2009 (2,632/191) | 13.8 |
| 7. Shea Patterson, 2017 (2,259/166) | 13.61 |
| 8. Romaro Miller, 1999 (1,999/147) | 13.60 |
| 9. Chad Kelly, 2015 (4,042/298) | 13.56 |
| 10. Chad Kelly, 2016 (2,758/205) | 13.5 |

CAREER

(Minimum 500 attempts)

| Name, Years (Yards/Cmp) | Avg. |
|---|-------|
| 1. Jordan Ta'amu, 2017-18 (5,600/381) | 14.7 |
| 2. Jevan Snead, 2008-09 (5,394/375) | 14.4 |
| 3. Russ Shows, 1989-92 (3,778/279) | 13.54 |
| 4. Chad Kelly, 2015-16 (6,800/503) | 13.52 |
| 5. Matt Corral, 2018-21 (8,287/614) | 13.5 |
| 6. Bo Wallace, 2012-14 (9,534/747) | 12.8 |
| 7. Romaro Miller, 1997-2000 (6,311/497) | 12.7 |
| 8. Eli Manning, 2000-03 (10,119/829) | 12.2 |
| 9. John Fourcade, 1978-81 (5,412/445) | 12.2 |
| 10. Mark Young, 1985-88 (4,971/410) | 12.1 |

FEWEST INTERCEPTIONS

SEASON

| Name, Year (Attempts) | No. |
|---------------------------|-----|
| 1. Kenny Lyons, 1971 (71) | 1 |
| Roy Coleman, 1978 (69) | 1 |
| Norris Weese, 1973 (55) | 1 |
| 4. Jake Gibbs, 1959 (94) | 2 |
| John Darnell, 1987 (95) | 2 |
| Glynn Griffing, 1961 (91) | 2 |
| Bobby Garner, 1978 (79) | 2 |

MOST INTERCEPTIONS

SEASON

| Name, Year (Attempts) | No. |
|----------------------------|-----|
| 1. Jevan Snead, 2009 (351) | 20 |
| John Fourcade, 1980 (286) | 20 |
| 3. Bo Wallace, 2012 (368) | 17 |

CONSECUTIVE PASSES WITHOUT AN INTERCEPTION

SEASON

| Name, Year | No. |
|---------------------------|-----|
| 1. Matt Corral, 2020-21 | 234 |
| 2. Stewart Patridge, 1997 | 200 |
| 3. Jordan Ta'amu, 2018 | 190 |
| 4. Eli Manning, 2001 | 168 |
| 5. Josh Nelson, 1994 | 145 |
| 6. Eli Manning, 2002-03 | 133 |
| 7. Kent Austin, 1984 | 131 |
| 8. Chad Kelly, 2016 | 130 |
| 9. Bo Wallace, 2014 | 128 |
| 10. Bo Wallace, 2013 | 127 |

300-YARD PASSING GAMES

SEASON

| Name, Year | No. |
|-------------------------|-----|
| 1. Jordan Ta'amu, 2018 | 9 |
| 2. Chad Kelly, 2015 | 8 |
| 3. Matt Corral, 2020 | 7 |
| 4. Shea Patterson, 2017 | 5 |
| 5. Chad Kelly, 2016 | 4 |
| Bo Wallace, 2014 | 4 |
| Bo Wallace, 2013 | 4 |
| Eli Manning, 2003 | 4 |
| Eli Manning, 2002 | 4 |
| Matt Corral, 2021 | 4 |

CAREER

| Name, Years | No. |
|-----------------------------|-----|
| 1. Jordan Ta'amu, 2017-18 | 12 |
| Chad Kelly, 2015-16 | 12 |
| 2. Bo Wallace, 2012-14 | 11 |
| Matt Corral, 2018-21 | 11 |
| 5. Eli Manning, 2000-03 | 10 |
| 6. Shea Patterson, 2016-17 | 7 |
| 7. Romaro Miller, 1997-2000 | 3 |
| Stewart Patridge, 1996-97 | 3 |
| Archie Manning, 1968-70 | 3 |

TOTAL OFFENSE RECORDS

SINGLE GAME

| Player, Opponent, Date | Total | Net Yds | | Total | Play | TD |
|--|-------|---------|------|-------|------|----|
| | Plays | Rush | Pass | Gain | Avg | |
| 1. Archie Manning, Alabama, 10-4-69 | 67 | 104 | 436 | 540 | 8.0 | 5 |
| 2. Matt Corral, South Carolina, 11-14-2020 | 42 | 20 | 513 | 533 | 12.7 | 5 |
| 3. Jordan Ta'amu, Arkansas, 10-13-2018 | 52 | 141 | 387 | 528 | 10.2 | 3 |
| 4. Chad Kelly, Auburn, 10-29-2016 | 70 | 40 | 465 | 505 | 7.2 | 3 |
| 5. Shea Patterson, UT Martin, 9-9-2017 | 47 | 6 | 489 | 495 | 10.5 | 4 |
| 6. Chad Kelly, Arkansas, 11-7-2015 | 45 | 110 | 368 | 478 | 10.6 | 6 |
| 7. Jordan Ta'amu, Vanderbilt, 11-17-2018 | 62 | 10 | 457 | 467 | 7.5 | 2 |
| 8. Chad Kelly, Alabama, 9-17-2016 | 54 | 43 | 421 | 464 | 8.6 | 3 |
| 9. Jaxson Dart, Vanderbilt, 10-8-2022 | 34 | 15 | 448 | 463 | 13.6 | 3 |
| 10. Jordan Ta'amu, Southern Illinois, 9-8-2018 | 35 | (-2) | 448 | 446 | 12.7 | 5 |
| 11. Jordan Ta'amu, South Carolina, 11-3-2018 | 69 | 66 | 379 | 445 | 6.4 | 1 |
| Matt Corral, Florida, 9-26-2020 | 44 | 50 | 395 | 445 | 10.1 | 3 |
| 13. Jordan Ta'amu, Arkansas, 10-28-2017 | 39 | 76 | 368 | 444 | 11.4 | 2 |
| 14. Jordan Ta'amu, Kent State, 9-22-2018 | 44 | 0 | 442 | 442 | 10.0 | 3 |
| 15. Jordan Ta'amu, ULM, 10-6-2018 | 30 | 63 | 374 | 437 | 14.6 | 5 |
| 16. Matt Corral, Louisville, 9-6-2021 | 44 | 55 | 381 | 436 | 9.9 | 2 |
| 17. Shea Patterson, South Alabama, 9-2-2017 | 41 | 6 | 429 | 435 | 10.6 | 4 |
| Matt Corral, Vanderbilt, 10-31-2020 | 40 | 23 | 412 | 435 | 10.9 | 6 |
| 19. Jordan Ta'amu, Louisiana, 11-11-2017 | 43 | 13 | 418 | 431 | 10.0 | 5 |
| 20. Bo Wallace, Arkansas, 11-9-2013 | 43 | 12 | 416 | 428 | 10.0 | 3 |

| | | | | | | |
|----------------------------|-----|--------|------|------|------|----|
| 11. Chad Kelly, 2016 | 409 | 332 | 2758 | 3090 | 7.56 | 24 |
| 12. Eli Manning, 2001 | 442 | 9 | 2948 | 2957 | 6.69 | 31 |
| 13. Jevan Snead, 2008 | 384 | 60 | 2762 | 2822 | 7.35 | 29 |
| 14. Jevan Snead, 2009 | 403 | 101 | 2632 | 2733 | 6.78 | 23 |
| 15. Jeremiah Masoli, 2010 | 417 | 544 | 2039 | 2583 | 6.19 | 20 |
| 16. Stewart Patridge, 1997 | 408 | (-108) | 2667 | 2559 | 6.27 | 13 |
| 17. John Darnell, 1989 | 411 | 75 | 2326 | 2401 | 5.84 | 12 |
| 18. Romaro Miller, 1998 | 386 | 33 | 2273 | 2306 | 6.0 | 12 |
| 19. John Fourcade, 1980 | 411 | 402 | 1897 | 2299 | 5.6 | 19 |
| 20. Archie Manning, 1969 | 389 | 502 | 1762 | 2264 | 5.8 | 23 |

CAREER

| Player, Position, Years | Total | Net Yds | | Total | Play | TD |
|---|-------|---------|-------|-------|------|----|
| | Plays | Rush | Pass | Gain | Avg | |
| 1. Bo Wallace, QB, 2012-14 | 1581 | 944 | 9534 | 10478 | 6.63 | 81 |
| 2. Eli Manning, QB, 2000-03 | 1491 | (-135) | 10119 | 9984 | 6.70 | 86 |
| 3. Matt Corral, QB, 2018-21 | 1246 | 1338 | 8287 | 9625 | 7.72 | 75 |
| 4. Chad Kelly, QB, 2015-16 | 974 | 832 | 6800 | 7632 | 7.84 | 65 |
| 5. John Fourcade, QB, 1978-81 | 1275 | 1301 | 5412 | 6713 | 5.16 | 47 |
| 6. Romaro Miller, QB, 1997-2000 | 1031 | 102 | 6311 | 6413 | 6.22 | 46 |
| 7. Kent Austin, QB, 1981-85 | 1252 | (-5) | 6184 | 6179 | 4.9 | 32 |
| 8. Jordan Ta'amu, QB, 2017-18 | 764 | 507 | 5600 | 6107 | 7.99 | 40 |
| 9. Archie Manning, QB, 1968-70 | 1077 | 823 | 4753 | 5576 | 5.16 | 56 |
| 10. Jevan Snead, QB, 2008-09 | 787 | 161 | 5394 | 5555 | 7.06 | 52 |
| 11. Mark Young, QB, 1985-88 | 614 | 60 | 4971 | 5031 | 8.2 | 38 |
| 12. Russ Shows, QB, 1989-92 | 753 | 141 | 3778 | 3919 | 5.20 | 27 |
| 13. Jaxson Dart, QB, 2022 | 490 | 614 | 2974 | 3588 | 7.32 | 21 |
| 14. John Darnell, QB, 1986-89 | 634 | 272 | 3253 | 3525 | 5.56 | 25 |
| 15. Josh Nelson, QB, 1994-95 | 678 | (-409) | 3703 | 3294 | 4.9 | 26 |
| 16. Shea Patterson, QB, 2016-17 | 481 | 153 | 3139 | 3292 | 6.84 | 24 |
| 17. Norris Weese, QB, 1971-73 | 642 | 1211 | 1968 | 3179 | 4.95 | 33 |
| 18. Deuce McAllister, RB, 1997-2000 | 619 | 3060 | 52 | 3112 | 5.03 | 38 |
| 19. Charlie Conerly, HB, 1942; 1946-47# | 602 | 763 | 2313 | 3076 | 5.10 | 40 |
| 20. Tim Ellis, QB, 1974-77 | 674 | 626 | 2339 | 2965 | 4.40 | 26 |

Conerly's totals include five (1942) scoring passes for 166 yards plus statistics from two additional games. Complete figures for 1942 not available.

SEASON

| Player, Year | Total | Net Yds | | Total | Play | TD |
|------------------------|-------|---------|------|-------|------|----|
| | Plays | Rush | Pass | Gain | Avg | |
| 1. Chad Kelly, 2015 | 565 | 500 | 4042 | 4542 | 8.04 | 41 |
| 2. Jordan Ta'amu, 2018 | 534 | 342 | 3918 | 4260 | 7.97 | 25 |
| 3. Matt Corral, 2021 | 538 | 614 | 3349 | 3963 | 7.37 | 31 |
| 4. Matt Corral, 2020 | 438 | 506 | 3337 | 3843 | 8.77 | 33 |
| 5. Bo Wallace, 2013 | 568 | 355 | 3346 | 3701 | 6.52 | 24 |
| 6. Jaxson Dart, 2022 | 490 | 614 | 2974 | 3588 | 7.32 | 21 |
| 7. Eli Manning, 2003 | 489 | (-28) | 3600 | 3572 | 7.30 | 32 |
| 8. Bo Wallace, 2014 | 502 | 199 | 3194 | 3393 | 6.76 | 27 |
| 9. Bo Wallace, 2012 | 511 | 390 | 2994 | 3384 | 6.62 | 30 |
| 10. Eli Manning, 2002 | 520 | (-120) | 3401 | 3281 | 6.31 | 23 |

TDS RESPONSIBLE FOR

SEASON

| Name, Year | No. |
|-------------------------|-----|
| 1. Chad Kelly, 2015 | 41 |
| 2. Matt Corral, 2020 | 33 |
| 3. Eli Manning, 2003 | 32 |
| 4. Matt Corral, 2021 | 31 |
| Bo Wallace, 2012 | 31 |
| Eli Manning, 2001 | 31 |
| 7. Jevan Snead, 2008 | 29 |
| Charlie Conerly, 1947 | 29 |
| 9. Bo Wallace, 2014 | 27 |
| 10. Jordan Ta'amu, 2018 | 25 |

CAREER

| Name, Years | No. |
|------------------------------------|-----|
| 1. Eli Manning, 2000-03 | 86 |
| 2. Bo Wallace, 2012-14 | 82 |
| 3. Matt Corral, 2018-21 | 75 |
| 4. Chad Kelly, 2015 | 65 |
| 5. Archie Manning, 1968-70 | 56 |
| 6. Jevan Snead, 2008-09 | 52 |
| 7. John Fourcade, 1978-81 | 47 |
| 8. Romaro Miller, 1997-2000 | 46 |
| 9. Deuce McAllister, 1997-2000 | 42 |
| 10. Charlie Conerly, 1942; 1946-47 | 40 |
| Jordan Ta'amu, 2017-18 | 40 |

TOTAL AVERAGE PER PLAY

SEASON

(Minimum 200 offensive plays)

| Name, Year (Plays-Yards) | Avg. |
|--------------------------------------|------|
| 1. Matt Corral, 2020 (438-3843) | 8.77 |
| 2. Chad Kelly, 2015 (565-4542) | 8.04 |
| 3. Jordan Ta'amu, 2017 (230-1,847) | 8.03 |
| 4. Jordan Ta'amu, 7.97 (534-4260) | 7.97 |
| 5. Chad Kelly, 2016 (409-3090) | 7.56 |
| 6. Parker Hall, 1938 (207-1,558) | 7.53 |
| 7. Matt Corral, 2021 (614-3,963) | 7.37 |
| 8. Jevan Snead, 2008 (384-2,822) | 7.35 |
| 9. Jaxson Dart, 2022 (490, 3588) | 7.32 |
| 10. Shea Patterson, 2017 (307-2,243) | 7.31 |

CAREER

(Minimum 400 offensive plays)

| Name, Years (Plays-Yards) | Avg. |
|--|------|
| 1. Jordan Ta'amu, 2017-18 (765-6107) | 7.99 |
| 2. Chad Kelly, 2015-16 (974-7,632) | 7.84 |
| 3. Matt Corral, 2018-21 (1246-9625) | 7.72 |
| 4. Jaxson Dart, 2022 (490-3588) | 7.32 |
| 5. Jevan Snead, 2008-09 (787-5,555) | 7.06 |
| 6. Shea Patterson, 2016-17 (481-3,292) | 6.84 |
| 7. Eli Manning, 2000-03 (1,491-9,984) | 6.70 |
| 8. Bo Wallace, 2012-14 (1,581-10,478) | 6.63 |
| 9. Stewart Patridge, 1994; 1996-97 (408-2,559) | 6.27 |
| 10. Romaro Miller, 1997-2000 (1,031-6,413) | 6.22 |

TOTAL OFFENSIVE PLAYS

SEASON

| Name, Year | No. |
|------------------------|-----|
| 1. Bo Wallace, 2013 | 568 |
| 2. Chad Kelly, 2015 | 565 |
| 3. Matt Corral, 2021 | 538 |
| 4. Jordan Ta'amu, 2018 | 534 |
| 5. Eli Manning, 2002 | 520 |
| 6. Bo Wallace, 2012 | 511 |
| 7. Bo Wallace, 2014 | 502 |
| 8. Jaxson Dart, 2022 | 490 |
| 9. Eli Manning, 2003 | 489 |
| 10. Eli Manning, 2001 | 442 |

CAREER

| Name, Years | No. |
|-----------------------------|-------|
| 1. Bo Wallace, 2012-14 | 1,581 |
| 2. Eli Manning, 2000-03 | 1,491 |
| 3. John Fourcade, 1978-81 | 1,275 |
| 4. Kent Austin, 1981-85 | 1,252 |
| 5. Matt Corral, 2018-21 | 1,246 |
| 6. Archie Manning, 1968-70 | 1,077 |
| 7. Romaro Miller, 1997-2000 | 1,031 |
| 8. Mark Young, 1985-88 | 1,013 |
| 9. Chad Kelly, 2015-16 | 974 |
| 10. Jevan Snead, 2008-09 | 787 |

RECEIVING RECORDS

RECEPTIONS

SINGLE GAME

| Player, Opponent, Date | No | Yds | Avg | TD |
|---|----|-----|------|----|
| 1. Dontario Drummond, Mississippi State, 11-25-21 | 14 | 138 | 9.9 | 0 |
| Elijah Moore, Vanderbilt, 10-31-2020 | 14 | 238 | 17.0 | 3 |
| A.J. Brown, Louisiana, 11-11-2017 | 14 | 185 | 13.2 | 2 |
| Laquon Treadwell, Memphis, 10-17-2015 | 14 | 144 | 10.3 | 1 |
| 5. Elijah Moore, South Carolina, 11-17-2020 | 13 | 225 | 17.3 | 2 |
| Floyd Franks, Alabama, 10-4-69 | 13 | 191 | 14.7 | 1 |
| Barney Poole, Chattanooga, 11-15-47 | 13 | 95 | 7.3 | 1 |
| 8. Elijah Moore, Mississippi State, 11-28-2020 | 12 | 139 | 11.6 | 0 |
| 9. Elijah Moore, Arkansas, 10-17-2020 | 11 | 113 | 10.3 | 1 |
| Elijah Moore, Alabama, 10-10-2020 | 11 | 143 | 13.0 | 0 |
| Elijah Moore, Cal, 9-21-2019 | 11 | 102 | 9.3 | 0 |
| Elijah Moore, South Carolina, 11-3-2018 | 11 | 129 | 11.7 | 0 |
| Bill Flowers, Arkansas, 10-26-2002 | 11 | 88 | 8.0 | 0 |
| 14. A.J. Brown, Auburn, 10-20-2018 | 10 | 155 | 15.5 | 1 |
| Chris Collins, Arkansas, 10-26-2002 | 10 | 138 | 13.8 | 1 |
| LeMay Thomas, Vanderbilt, 10-28-95 | 10 | 130 | 13.0 | 1 |
| Chris Collins, South Carolina, 11-1-2003 | 10 | 125 | 12.5 | 2 |
| Mike Espy, Tennessee, 10-1-2005 | 10 | 115 | 11.5 | 0 |
| A.J. Brown, Auburn, 10-7-2017 | 10 | 109 | 10.9 | 0 |
| Laquon Treadwell, 11-1-2014 | 10 | 103 | 10.3 | 1 |
| DaMarkus Lodge, Arkansas, 10-13-2018 | 10 | 80 | 8.0 | 1 |
| Van Jefferson, California, 9-16-2017 | 10 | 94 | 9.4 | 0 |
| Buford McGee, Tennessee, 11-13-82 | 10 | 62 | 6.2 | 1 |

SEASON

| Player, Position, Year | No | Yds | Avg | TD |
|--------------------------------|----|-------|------|----|
| 1. Elijah Moore, WR, 2020 | 86 | 1,193 | 13.9 | 8 |
| 2. A.J. Brown, WR, 2018 | 85 | 1,320 | 15.5 | 6 |
| 3. Laquon Treadwell, WR, 2015 | 82 | 1,153 | 14.1 | 11 |
| 4. Chris Collins, SE, 2003 | 77 | 949 | 12.3 | 7 |
| 5. Dontario Drummond, WR, 2021 | 76 | 1,028 | 13.5 | 8 |
| 6. A.J. Brown, WR, 2017 | 75 | 1,252 | 16.7 | 11 |
| 7. Laquon Treadwell, WR, 2013 | 72 | 608 | 8.4 | 5 |
| 8. Shay Hodge, SE, 2009 | 70 | 1,135 | 16.2 | 8 |
| 9. Elijah Moore, WR, 2019 | 67 | 850 | 12.7 | 6 |
| 10. Donte Moncrief, WR, 2012 | 66 | 979 | 14.8 | 10 |
| 11. Evan Ingram, TE, 2016 | 65 | 926 | 14.2 | 8 |
| DaMarkus Lodge, WR, 2018 | 65 | 877 | 13.5 | 4 |
| 13. Malik Heath, WR, 2022 | 60 | 971 | 16.2 | 5 |
| 14. Donte Moncrief, WR, 2013 | 59 | 938 | 15.9 | 6 |
| 15. LeMay Thomas, SE, 1995 | 56 | 801 | 14.3 | 3 |
| 16. Chris Collins, WR, 2002 | 55 | 812 | 14.8 | 10 |
| 17. Floyd Franks, SE, 1969 | 54 | 720 | 13.3 | 2 |
| Chris Collins, SE, 2001 | 54 | 692 | 12.8 | 6 |
| 19. Bill Flowers, WR, 2002 | 53 | 588 | 11.1 | 3 |
| 20. Mike Espy, WR, 2005 | 52 | 543 | 10.4 | 3 |
| Barney Poole, E, 1947 | 52 | 511 | 9.6 | 8 |

CAREER

| Player, Position, Years | No | Yds | Avg | TD |
|--|-----|------|------|----|
| 1. Laquon Treadwell, WR, 2013-15 | 202 | 2393 | 11.8 | 21 |
| 2. Chris Collins, SE-WR, 2000-03 | 198 | 2621 | 13.2 | 24 |
| 3. A.J. Brown, WR, 2016-18 | 189 | 2984 | 15.8 | 19 |
| Elijah Moore, WR, 2018-20 | 189 | 2441 | 12.9 | 16 |
| 5. Shay Hodge, SE, 2006-09 | 173 | 2646 | 15.3 | 22 |
| 6. Evan Ingram, TE, 2013-16 | 162 | 2320 | 14.3 | 15 |
| 7. Donte Moncrief, WR, 2011-13 | 156 | 2371 | 15.2 | 20 |
| 8. Bill Flowers, WR, 2001-04 | 149 | 1795 | 12.0 | 10 |
| 9. Grant Heard, WR, 1996-2000 | 142 | 2029 | 14.3 | 16 |
| 10. Ta'Boris Fisher, WB, 1993-94; H-B, 1995-96 | 139 | 1511 | 10.9 | 7 |
| 11. Mike Espy, WR, 2002-05 | 136 | 1779 | 13.1 | 9 |
| Ja-Mes Logan, WR, 2010-13 | 136 | 1734 | 12.8 | 6 |
| 13. Cory Peterson, WR, 1996-99 | 135 | 1842 | 13.6 | 9 |
| 14. Dexter McCluster, RB-FL, 2006-09 | 130 | 1703 | 13.1 | 7 |
| 15. Floyd Franks, SE, 1968-70 | 127 | 1707 | 13.4 | 11 |
| 16. Willie Green, SE, 1986-89 | 126 | 2274 | 18.0 | 12 |
| 17. DaMarkus Lodge, WR, 2015-18 | 122 | 1790 | 14.7 | 14 |
| 18. Michael Harmon, SE, 1979-82 | 119 | 1760 | 14.8 | 7 |
| 19. J.R. Ambrose, FL, 1984-87 | 118 | 2012 | 17.1 | 13 |
| 20. Dontario Drummond, WR, 2019-21 | 114 | 1633 | 14.3 | 15 |

YARDS

SINGLE GAME

| Player, Opponent, Date | No | Yds | Avg | TD |
|---|----|-----|------|----|
| 1. Jonathan Mingo, Vanderbilt, 10-8-2022 | 9 | 247 | 27.4 | 2 |
| 2. Elijah Moore, Vanderbilt, 10-31-2020 | 14 | 238 | 17.0 | 3 |
| 3. A.J. Brown, South Alabama, 9-2-2017 | 8 | 233 | 29.1 | 2 |
| 4. Elijah Moore, Florida, 9-26-2020 | 10 | 227 | 22.7 | 0 |
| 5. Elijah Moore, South Carolina, 11-14-2020 | 13 | 225 | 17.3 | 2 |
| 6. A.J. Brown, Vanderbilt, 11-17-2018 | 9 | 212 | 23.5 | 1 |
| 7. Eddie Small, Vanderbilt, 9-18-93 | 6 | 210 | 35.0 | 2 |
| 8. Pat Coleman, Arkansas State, 9-16-89 | 6 | 200 | 33.3 | 3 |
| 9. Floyd Franks, Alabama, 10-4-69 | 13 | 191 | 14.7 | 1 |
| 10. A.J. Brown, Louisiana, 11-11-2017 | 14 | 185 | 13.2 | 2 |
| 11. Kenny Yeboah, Arkansas, 10-17-2020 | 7 | 181 | 25.9 | 2 |
| 12. DaMarkus Lodge, ULM, 10-6-2018 | 9 | 179 | 19.9 | 1 |
| 13. Dontario Drummond, Louisville, 9-6-2018 | 9 | 177 | 19.7 | 1 |
| 14. Evan Ingram, Mississippi State, 11-29-2014 | 5 | 176 | 35.2 | 0 |
| 15. A.J. Brown, Vanderbilt, 10-14, 2017 | 8 | 174 | 21.8 | 2 |
| 16. Donte Moncrief, Mississippi State, 11-24-2012 | 7 | 173 | 24.7 | 3 |
| 17. Grant Heard, UNLV, 10-28-2000 | 7 | 169 | 24.1 | 2 |
| Shay Hodge, Northern Arizona, 11-7-2009 | 7 | 169 | 24.1 | 2 |
| 19. A.J. Brown, Mississippi State, 11-23-2017 | 6 | 167 | 27.8 | 1 |
| 20. Cory Peterson, Memphis, 9-5-98 | 9 | 164 | 18.2 | 2 |

YARDS

SEASON

| Name, Year | Yards |
|----------------------------|-------|
| 1. A.J. Brown, 2018 | 1,320 |
| 2. A.J. Brown, 2017 | 1,252 |
| 3. Elijah Moore, 2020 | 1,193 |
| 4. Laquon Treadwell, 2015 | 1,153 |
| 5. Shay Hodge, 2009 | 1,135 |
| 6. Dontario Drummond, 2021 | 1,028 |
| 7. Donte Moncrief, 2012 | 979 |
| 8. Malik Heath, 2022 | 971 |
| 9. Chris Collins, 2003 | 949 |
| 10. Donte Moncrief, 2013 | 938 |

CAREER

| Name, Years | Yards |
|------------------------------|-------|
| 1. A.J. Brown, 2016-18 | 2,984 |
| 2. Shay Hodge, 2006-09 | 2,646 |
| 3. Chris Collins, 2000-03 | 2,621 |
| 4. Elijah Moore, 2018-20 | 2,441 |
| 5. Laquon Treadwell, 2013-15 | 2,393 |
| 6. Donte Moncrief, 2011-13 | 2,371 |
| 7. Evan Ingram, 2013-16 | 2,320 |
| 8. Willie Green, 1986-89 | 2,274 |
| 9. Grant Heard, 1996-2000 | 2,029 |
| 10. J.R. Ambrose, 1984-87 | 2,012 |

TOUCHDOWNS

SEASON

| Name, Year | No. |
|----------------------------|-----|
| 1. A.J. Brown, 2017 | 11 |
| Laquon Treadwell, 2015 | 11 |
| 2. Donte Moncrief, 2012 | 10 |
| Chris Collins, 2002 | 10 |
| 4. Grant Heard, 2000 | 9 |
| Ken Toler, 1980 | 9 |
| 6. Dontario Drummond, 2021 | 8 |
| Elijah Moore, 2020 | 8 |
| Evan Ingram, 2016 | 8 |
| Shay Hodge, 2009 | 8 |
| Shay Hodge, 2008 | 8 |
| Roell Preston, 1994 | 8 |
| Burney Veazey, 1972 | 8 |
| Barney Poole, 1947 | 8 |

CAREER

| Name, Years | No. |
|-------------------------------|-----|
| 1. Chris Collins, 2000-03 | 24 |
| 2. Shay Hodge, 2006-09 | 22 |
| 3. Laquon Treadwell, 2013-15 | 21 |
| 4. Donte Moncrief, 2011-13 | 20 |
| 5. A.J. Brown, 2016-18 | 19 |
| 6. Grant Heard, 1996-2000 | 16 |
| Elijah Moore, 2018-20 | 16 |
| 8. Dontario Drummond, 2019-21 | 15 |
| Evan Ingram, 2013-16 | 15 |
| Mike Wallace, 2005-08 | 15 |

100-YARD GAMES

SEASON

| Name, Year | No. |
|----------------------------|-----|
| 1. Elijah Moore, 2020 | 6 |
| A.J. Brown, 2018 | 6 |
| Laquon Treadwell, 2015 | 6 |
| 4. Donte Moncrief, 2013 | 5 |
| Shay Hodge, 2009 | 5 |
| Malik Heath, 2022 | 5 |
| 6. Dontario Drummond, 2021 | 4 |
| Elijah Moore, 2019 | 4 |
| Evan Ingram, 2016 | 4 |
| Donte Moncrief, 2012 | 4 |
| Mike Wallace, 2008 | 4 |
| Chris Collins, 2003 | 4 |
| Chris Collins, 2001 | 4 |

CAREER

| Name, Years | No. |
|-------------------------------|-----|
| 1. A.J. Brown, 2015-18 | 12 |
| 2. Elijah Moore, 2018-20 | 11 |
| Chris Collins, 2000-03 | 11 |
| 4. Donte Moncrief, 2011-13 | 9 |
| Laquon Treadwell, 2013-15 | 9 |
| 6. Evan Ingram, 2013-16 | 7 |
| 7. Mike Wallace, 2005-08 | 6 |
| Shay Hodge, 2006-09 | 6 |
| 9. Dontario Drummond, 2019-21 | 5 |
| Malik Heath, 2022 | 5 |

CAREER RECEPTIONS (TIGHT ENDS)

| Name, Years | No. |
|-----------------------------------|-----|
| 1. Evan Ingram, 2013-16 | 162 |
| 2. Jim Poole, 1969-71 | 94 |
| 3. Rufus French, 1996-98 | 84 |
| 4. Kris Mangum, 1994-96 | 74 |
| 5. Barney Poole, 1947-48 | 70 |
| 6. Butch Veazey, 1971-73 | 58 |
| 7. Allen Brown, 1962-64 | 51 |
| 8. Curtis Weathers, 1974, 1976-77 | 49 |
| 9. Doug Zeigler, 1999-2002 | 48 |
| 10. Wesley Walls, 1988 | 36 |
| Bill Eubanks, 1940-41 | 36 |

CAREER RECEIVING YARDS (TIGHT ENDS)

| Name, Years | Yards |
|------------------------------------|-------|
| 1. Evan Ingram, 2013-16 | 2,320 |
| 2. Jim Poole, 1969-71 | 1,013 |
| 3. Curtis Weathers, 1974-, 1976-77 | 835 |
| 4. Rufus French, 1996-98 | 814 |
| 5. Barney Poole, 1947-48 | 766 |
| 6. Kris Mangum, 1994-96 | 729 |
| 7. Butch Veazey, 1971-73 | 728 |
| 8. Doug Zeigler, 1999-2002 | 612 |
| 9. Jack Stribling, 1949 | 598 |
| 10. Allen Brown, 1962-64 | 584 |

CAREER RECEIVING TDS (TIGHT ENDS)

| Name, Years | No. |
|---------------------------------|-----|
| 1. Evan Ingram, 2013-16 | 15 |
| 2. Butch Veazey, 1971-73 | 12 |
| 3. Barney Poole, 1947-48 | 11 |
| 4. Woody Dabbs, 1960-62 | 9 |
| 5. Larry Grantham, 1957-59 | 8 |
| 6. Don Williams, 1955-57 | 7 |
| 7. Kenny Yeboah, 2020 | 6 |
| Curtis Weathers, 1974-, 1976-77 | 6 |
| Wes Sullivan, 1960-61 | 6 |
| 9. Doug Zeigler, 1999-2002 | 5 |
| Ralph Smith, 1959-61 | 5 |
| Johnny Brewer, 1957, 1959-60 | 5 |
| Jack Stribling, 1949 | 5 |

ALL-PURPOSE RECORDS

SINGLE GAME

| Player, Opponent, Date | Rush | Rec | Ret | Total |
|--|------|-----|-----|-------|
| 1. Dexter McCluster, Tennessee, 11-14-2009 | 282 | 42 | 0 | 324 |
| 2. Deuce McAllister, Arkansas, 11-6-99 | 125 | 34 | 158 | 317 |
| 3. John Avery, Alabama, 10-25-97 | 148 | 10 | 152 | 292 |
| 4. Jerrion Ealy, Southeastern Louisiana, 9-14-2019 | 95 | 6 | 172 | 273 |
| 5. Elijah Moore, South Carolina, 11-14-2020 | 45 | 225 | 0 | 270 |
| 6. Deuce McAllister, Alabama, 10-16-99 | 63 | 54 | 152 | 269 |
| 7. Dexter McCluster, Memphis, 9-3-2006 | 60 | 86 | 122 | 268 |
| 8. Dexter McCluster, Arkansas, 10-24-2009 | 123 | 137 | 0 | 260 |
| 9. Deuce McAllister, LSU, 10-30-99 | 140 | 16 | 102 | 258 |
| 10. Deuce McAllister, Auburn, 9-9-2000 | 104 | 1 | 152 | 257 |
| Pat Coleman, Tulane, 10-21-89 | 0 | 92 | 165 | 257 |
| 12. Jonathan Mingo, Vanderbilt, 10-8-2022 | 0 | 247 | 0 | 247 |
| 13. Brandon Bolden, Fresno State, 9-25-2010 | 0 | 15 | 0 | 243 |
| 14. Dou Innocent, Mississippi State, 11-25-97 | 242 | 0 | 0 | 242 |
| Elijah Moore, Vanderbilt, 10-31-2020 | 4 | 238 | 0 | 242 |
| 16. Quinshon Judkins, Arkansas, 11-19-2022 | 214 | 27 | 0 | 241 |
| 17. Mike Wallace, Vanderbilt, 9-20-2008 | 0 | 36 | 202 | 238 |
| 18. A.J. Brown, South Alabama, 9-2-2017 | 0 | 233 | 0 | 233 |
| 19. Dexter McCluster, Oklahoma State, 1-2-2010 | 184 | 45 | 0 | 229 |
| Chris Collins, Kentucky, 9-29-2001 | 38 | 119 | 72 | 229 |

SEASON

| Player, Year | Rush | Rec | Ret | Total |
|---------------------------|------|------|-----|-------|
| 1. Mike Wallace, 2008 | 92 | 784 | 861 | 1737 |
| 2. Dexter McCluster, 2009 | 1169 | 520 | 28 | 1717 |
| 3. Quinshon Judkins, 2022 | 1567 | 132 | 0 | 1699 |
| 4. Deuce McAllister, 1999 | 809 | 201 | 682 | 1692 |
| 5. Parker Hall, 1938 | 807 | 0 | 722 | 1529 |
| 6. Deuce McAllister, 2000 | 767 | 190 | 531 | 1488 |
| 7. Jaylen Walton, 2015 | 730 | 164 | 494 | 1388 |
| 8. Kayo Dottley, 1949 | 1312 | 29 | 22 | 1363 |
| 9. Jaylen Walton, 2013 | 523 | 322 | 515 | 1360 |
| John Avery, 1996 | 788 | 99 | 473 | 1360 |
| 11. A.J. Brown, 2018 | 0 | 1320 | 0 | 1320 |

| | | | | |
|----------------------------|------|------|-----|------|
| Brandon Bolden, 2010 | 976 | 344 | 0 | 1320 |
| 13. A.J. Brown, 2017 | 0 | 1252 | 50 | 1302 |
| 14. John Avery, 1997 | 862 | 113 | 315 | 1290 |
| 15. Dexter McCluster, 2008 | 655 | 625 | 0 | 1280 |
| 16. Elijah Moore, 2020 | 64 | 1193 | 9 | 1266 |
| 17. Jordan Wilkins, 2017 | 1011 | 241 | -1 | 1251 |
| 18. Jerrion Ealy, 2021 | 768 | 218 | 258 | 1244 |
| 19. Junie Hovious, 1940 | 407 | 133 | 699 | 1239 |
| 20. Deuce McAllister, 1998 | 1082 | 154 | 0 | 1236 |

CAREER

| Player, Years | Rush | Rec | Ret | Total |
|------------------------------------|------|------|------|-------|
| 1. Deuce McAllister, 1997-2000 | 3060 | 616 | 1213 | 4889 |
| 2. Jaylen Walton, 2012-15 | 1957 | 749 | 2036 | 4742 |
| 3. Dexter McCluster, 2006-09 | 1955 | 1703 | 431 | 4089 |
| 4. Brandon Bolden, 2008-11 | 2604 | 807 | 270 | 3681 |
| 5. Jerrion Ealy, 2019-21 | 2235 | 545 | 864 | 3644 |
| 6. Mike Wallace, 2005-08 | 94 | 1910 | 1392 | 3396 |
| 7. Chris Collins, 2000-03 | 101 | 2621 | 552 | 3274 |
| 8. Mike Espy, 2002-05 | 45 | 1779 | 1416 | 3240 |
| 9. J.R. Ambrose, 1984-87 | 129 | 2012 | 1045 | 3186 |
| 10. Joe Gunn, 1998-2001 | 2749 | 374 | 0 | 3123 |
| 11. A.J. Brown, 2015-18 | 0 | 2984 | 50 | 3034 |
| 12. Doug Cunningham, 1964-66 | 840 | 259 | 1829 | 2928 |
| 13. Junie Hovious, 1938-41 | 1017 | 305 | 1578 | 2900 |
| 14. Freddie Lee Williams, 1976-79 | 1216 | 597 | 1059 | 2872 |
| 15. Elijah Moore, 2018-20 | 71 | 2441 | 355 | 2867 |
| 16. Dou Innocent, 1991-92; 1994-95 | 2322 | 392 | 121 | 2835 |
| 17. Kayo Dottley, 1947-50 | 2654 | 139 | 33 | 2826 |
| 18. Paul Hofer, 1972-75 | 1430 | 182 | 1133 | 2745 |
| 19. Michael Harmon, 1980-82 | 7 | 1760 | 908 | 2675 |
| 20. Ta' Boris Fisher, 1993-96 | 13 | 1511 | 1150 | 2674 |

SCORING RECORDS

POINTS SCORED

SINGLE GAME

| Player, Opponent, Date | TD | EP | FG | TP |
|---|-----|----|----|------|
| 1. Showboat Boykin, Mississippi State, 12-1-51 | *†7 | 0 | 0 | *†42 |
| 2. John Rhys Plumlee, LSU, 11-16-2019 | 4 | ^1 | 0 | 26 |
| Jimmy Patton, Tulane, 10-17-53 | 4 | 2 | 0 | 26 |
| 3. Dexter McCluster, Tennessee, 11-14-2009 | 4 | 0 | 0 | 24 |
| Randy Baldwin, Arkansas State, 9-22-90 | 4 | 0 | 0 | 24 |
| Greg Ainsworth, Mississippi State, 11-25-72 | 4 | 0 | 0 | 24 |
| Eddie Crawford, LSU, 11-3-56 | 4 | 0 | 0 | 24 |
| 7. Jonathan Nichols, Texas Tech, 9-27-2003 | 0 | 3 | 6 | 21 |
| 8. Archie Manning, LSU, 11-1-69 | 3 | ^1 | 0 | 20 |
| Parker Hall, Centenary, 10-22-38 | 3 | 2 | 0 | 20 |
| 10. Bryson Rose, Louisiana-Lafayette, 11-6-2010 | 0 | 4 | 5 | 19 |
| Ray Hapes, W. Tennessee Teachers, 9-28-35 | 3 | 1 | 0 | 19 |

SEASON

| Player, Position, Year | TD | EP | FG | TP |
|--------------------------------|----|----|----|-----|
| 1. Jonathan Nichols, PK, 2003 | 0 | 49 | 25 | 124 |
| 2. Gary Wunderlich, K, 2015 | 0 | 63 | 19 | 120 |
| 3. Luke Logan, K, 2018 | 0 | 45 | 22 | 111 |
| 4. Gary Wunderlich, K, 2016 | 0 | 41 | 22 | 107 |
| 5. Bryson Rose, K, 2012 | 0 | 49 | 18 | 103 |
| Joshua Shene, PK, 2008 | 0 | 52 | 17 | 103 |
| 7. Brandon Bolden, RB, 2010 | 17 | 0 | 0 | 102 |
| Deuce McAllister, RB, 2000 | 17 | 0 | 0 | 102 |
| Quinshon Judkins, RB, 2022 | 17 | 0 | 0 | 102 |
| 10. Jonathan Cruz, K, 2022 | 0 | 48 | 15 | 93 |
| 11. Bryson Rose, K, 2010 | 0 | 43 | 16 | 91 |
| 12. Andrew Ritter, K, 2013 | 0 | 42 | 16 | 90 |
| 13. Caden Costa, K, 2021 | 0 | 46 | 14 | 88 |
| Joshua Shene, PK, 2009 | 0 | 43 | 15 | 88 |
| 15. Archie Manning, QB, 1969 | 14 | ^1 | 0 | 86 |
| 16. Jonathan Nichols, PK, 2002 | 0 | 40 | 15 | 85 |
| Gary Wunderlich, K, 2017 | 0 | 34 | 17 | 85 |
| 18. John Dottley, FB, 1949 | 14 | 0 | 0 | 84 |
| Scottie Phillips, RB, 2018 | 14 | 0 | 0 | 84 |
| 20. Jonathan Nichols, PK, 2004 | 0 | 19 | 20 | 79 |

CAREER

| Player, Position, Years | TD | EP | FG | TP |
|------------------------------------|----|-----|----|-----|
| 1. Gary Wunderlich, K, 2014-16 | 0 | 158 | 64 | 350 |
| 2. Jonathan Nichols, K, 2001-04 | 0 | 155 | 63 | 344 |
| 3. Joshua Shene, PK, 2006-09 | 0 | 139 | 57 | 310 |
| 4. Luke Logan, K, 2017-20 | 0 | 134 | 41 | 257 |
| 5. Deuce McAllister, RB, 1997-2000 | 41 | 0 | 0 | 246 |
| 6. Bryson Rose, K, 2009-12 | 0 | 114 | 43 | 243 |
| 7. Brian Lee, K, 1989-92 | 0 | 84 | 41 | 207 |
| 8. Bryan Owen, K, 1985-88 | 0 | 92 | 38 | 206 |
| 9. Brandon Bolden, RB, 2008-11 | 33 | 0 | 0 | 198 |
| 10. Tim Montz, K, 1993-96 | 0 | 75 | 35 | 180 |
| 11. Hoppy Langley, KS, 1976-79 | 0 | 76 | 34 | 178 |
| 12. Steve Lavinghouze, KS, 1972-75 | 0 | 71 | 29 | 158 |
| Joe Gunn, RB, 1998-2001 | 26 | ^1 | 0 | 158 |
| 14. Snoop Conner, RB, 2019-21 | 26 | 0 | 0 | 156 |
| Jerrion Ealy, RB, 2019-21 | 26 | 0 | 0 | 156 |
| 16. Archie Manning, QB, 1968-70 | 25 | 2 | 0 | 154 |
| 17. Paige Cothren, FB, 1954-56 | 12 | 42 | 12 | 151 |
| 18. Chris Collins, WR, 2000-03 | 25 | 0 | 0 | 150 |
| 19. Les Binkley, K, 1999-2000 | 0 | 73 | 23 | 142 |
| 20. Randy Baldwin, HB, 1989-90 | 23 | 0 | 0 | 138 |
| Jaylen Walton, RB, 2012-15 | 23 | 0 | 0 | 138 |

* NCAA Record † SEC Record ^ Two-point conversion

POINTS KICKING

SINGLE GAME

| Player, Opponent, Date | EPA — M | FGA — M | TP |
|--|---------|---------|----|
| 1. Jonathan Nichols, Texas Tech, 9-27-2003 | 3 — 3 | 6 — 6 | 21 |
| 2. Bryson Rose, Louisiana-Lafayette, 11-6-2010 | 4 — 4 | 5 — 5 | 19 |
| 3. Luke Logan, Texas Tech, 9-1-2018 | 5 — 5 | 4 — 4 | 17 |
| Luke Logan, Vanderbilt, 11-17-2018 | 2 — 2 | 5 — 5 | 17 |
| 5. Walter Grant, UT-Chattanooga, 9-11-93 | 4 — 4 | 4 — 4 | 16 |
| Brian Lee, Tulane, 8-31-91 | 1 — 1 | 5 — 5 | 16 |
| 7. Bryan Owen, Kentucky, 10-11-86 | 3 — 3 | 5 — 4 | 15 |
| 8. Luke Logan, South Carolina, 11-3-2018 | 5 — 5 | 3 — 3 | 14 |
| Bryson Rose, Vanderbilt, 11-10-2012 | 2 — 2 | 5 — 4 | 14 |
| Jonathan Nichols, Wyoming, 9-25-2004 | 2 — 2 | 4 — 4 | 14 |
| Jonathan Nichols, Vanderbilt, 9-18-2004 | 2 — 2 | 4 — 4 | 14 |
| 12. Caden Costa, Louisville, 9-6-2021 | 4 — 4 | 3 — 3 | 13 |
| Gary Wunderlich, Kentucky, 11-4-2017 | 4 — 4 | 3 — 3 | 13 |
| Gary Wunderlich, Arkansas, 10-28-2017 | 4 — 4 | 3 — 3 | 13 |
| Luke Logan, Vanderbilt, 10-14-2017 | 7 — 7 | 2 — 2 | 13 |
| Gary Wunderlich, Georgia Southern, 11-5-2016 | 4 — 4 | 3 — 3 | 13 |
| Gary Wunderlich, Alabama, 9-17-2016 | 4 — 4 | 3 — 3 | 13 |
| Gary Wunderlich, Alabama, 9-19-2015 | 4 — 4 | 3 — 3 | 13 |
| Joshua Shene, LSU, 11-21-2009 | 1 — 1 | 5 — 4 | 13 |
| Jonathan Nichols, Arkansas, 10-25-2003 | 1 — 1 | 4 — 4 | 13 |
| Jonathan Nichols, Arkansas State, 10-11-2003 | 7 — 7 | 2 — 2 | 13 |
| Jonathan Nichols, Vanderbilt, 9-21-2002 | 4 — 4 | 3 — 3 | 13 |
| Todd Gatlin, LSU, 10-31-81 | 1 — 1 | 4 — 4 | 13 |

SEASON

| Player, Year | EPA — M | Pct | FGA — M | Pct | TP |
|----------------------------|---------|-------|---------|------|-----|
| 1. Jonathan Nichols, 2003 | 49 — 49 | 1.000 | 29 — 25 | .862 | 124 |
| 2. Gary Wunderlich, 2015 | 63 — 63 | 1.000 | 25 — 19 | .760 | 120 |
| 3. Luke Logan, 2018 | 45 — 46 | .978 | 22 — 27 | .815 | 111 |
| 4. Gary Wunderlich, 2016 | 43 — 41 | .953 | 23 — 22 | .957 | 107 |
| 5. Bryson Rose, 2012 | 49 — 49 | 1.000 | 28 — 18 | .643 | 103 |
| Joshua Shene, 2008 | 52 — 52 | 1.000 | 21 — 17 | .810 | 103 |
| 7. Jonathan Cruz, 2022 | 48 — 49 | .980 | 15 — 17 | .882 | 93 |
| 8. Bryson Rose, 2010 | 44 — 43 | .977 | 18 — 16 | .889 | 91 |
| 9. Andrew Ritter, 2013 | 45 — 42 | .933 | 24 — 16 | .667 | 90 |
| 10. Joshua Shene, 2009 | 45 — 43 | .956 | 20 — 15 | .750 | 88 |
| Caden Costa, 2021 | 48 — 46 | .958 | 17 — 14 | .824 | 88 |
| 12. Gary Wunderlich, 2017 | 36 — 34 | .944 | 21 — 17 | .810 | 85 |
| Jonathan Nichols, 2002 | 40 — 40 | 1.000 | 20 — 15 | .750 | 85 |
| 14. Jonathan Nichols, 2004 | 19 — 19 | 1.000 | 27 — 20 | .741 | 79 |
| 15. Les Binkley, 1999 | 36 — 36 | 1.000 | 16 — 14 | .875 | 78 |
| 16. Brian Lee, 1992 | 25 — 25 | 1.000 | 24 — 15 | .625 | 70 |
| 17. Luke Logan, 2019 | 38 — 35 | .921 | 19 — 11 | .578 | 68 |
| 18. Tim Montz, 1994 | 30 — 30 | 1.000 | 17 — 12 | .706 | 66 |
| 19. Les Binkley, 2000 | 39 — 37 | .949 | 13 — 9 | .692 | 64 |
| Brian Lee, 1991 | 26 — 25 | .962 | 19 — 13 | .684 | 64 |

CAREER

| Player, Years | EPA — M | Pct | FGA — M | Pct | TP |
|--------------------------------|-----------|------|---------|------|-----|
| 1. Gary Wunderlich, 2014-17 | 162 — 158 | .975 | 77 — 64 | .831 | 350 |
| 2. Jonathan Nichols, 2001-04 | 157 — 155 | .987 | 82 — 63 | .768 | 344 |
| 3. Joshua Shene, 2006-09 | 142 — 139 | .979 | 75 — 57 | .760 | 310 |
| 4. Luke Logan, 2017-20 | 141 — 134 | .965 | 59 — 41 | .695 | 257 |
| 5. Bryson Rose, 2009-12 | 116 — 114 | .983 | 57 — 43 | .754 | 243 |
| 6. Brian Lee, 1989-92 | 87 — 84 | .966 | 75 — 41 | .547 | 207 |
| 7. Bryan Owen, 1985-88 | 98 — 92 | .939 | 58 — 38 | .655 | 206 |
| 8. Tim Montz, 1993-96 | 77 — 75 | .974 | 51 — 35 | .686 | 180 |
| 9. Hoppy Langley, 1976-79 | 82 — 76 | .927 | 63 — 34 | .540 | 178 |
| 10. Steve Lavinghouze, 1972-75 | 74 — 71 | .959 | 53 — 29 | .547 | 158 |
| 11. Les Binkley, 1999-2000 | 75 — 73 | .973 | 29 — 23 | .793 | 142 |
| 12. Todd Gatlin, 1980-82 | 67 — 62 | .925 | 40 — 24 | .600 | 134 |
| 13. Jimmy Keyes, 1965-67 | 55 — 53 | .964 | 49 — 25 | .510 | 128 |
| 14. Jonathan Cruz, 2022 | 48 — 49 | .980 | 15 — 17 | .882 | 93 |
| 15. Andrew Ritter, 2009-13 | 45 — 42 | .933 | 24 — 16 | .667 | 90 |
| 16. Caden Costa, 2021 | 48 — 46 | .958 | 17 — 14 | .824 | 88 |
| 17. Bobby Khayat, 1957-59 | 62 — 55 | .887 | 22 — 9 | .409 | 82 |
| 18. Billy Carl Irwin, 1962-64 | 55 — 49 | .891 | 18 — 10 | .556 | 79 |
| Paige Cothren, 1954-56 | 52 — 43 | .827 | 27 — 12 | .444 | 79 |

TOUCHDOWNS

FIELD GOALS MADE

PATS MADE

SEASON

SEASON

SEASON

| Name, Pos., Year | No. |
|---------------------------------|-----|
| 1. Deuce McAllister, RB, 2000 | 17 |
| Brandon Bolden, RB, 2010 | 17 |
| Quinshon Judkins, RB, 2022 | 17 |
| 4. Kayo Dottley, FB, 1949 | 14 |
| Archie Manning, QB, 1969 | 14 |
| Scottie Phillips, RB, 2018 | 14 |
| 7. Randy Baldwin, HB, 1990 | 13 |
| Deuce McAllister, RB, 1999 | 13 |
| Snoop Conner, RB, 2021 | 13 |
| 10. John Rhys Plumlee, QB, 2019 | 12 |
| Ray Hapes, FB, 1935 | 12 |
| Merle Hapes, FB, 1940 | 12 |

| Name, Year | No. |
|---------------------------|-----|
| 1. Jonathan Nichols, 2003 | 25 |
| 2. Luke Logan, 2018 | 22 |
| Gary Wunderlich, 2016 | 22 |
| 4. Jonathan Nichols, 2004 | 20 |
| 5. Gary Wunderlich, 2015 | 19 |
| 6. Bryson Rose, 2012 | 18 |
| 7. Gary Wunderlich, 2017 | 17 |
| Joshua Shene, 2008 | 17 |
| 9. Andrew Ritter, 2013 | 16 |
| Bryson Rose, 2010 | 16 |

| Name, Year | No. |
|---------------------------|-----|
| 1. Gary Wunderlich, 2015 | 63 |
| 2. Joshua Shene, 2008 | 52 |
| 3. Bryson Rose, 2012 | 49 |
| Jonathan Nichols, 2003 | 49 |
| 5. Jonathan Cruz, 2022 | 48 |
| 6. Jonathan Nichols, 2001 | 47 |
| Caden Costa, 2021 | 46 |
| 8. Luke Logan, 2018 | 45 |
| Luke Logan, 2020 | 45 |
| 10. Bryson Rose, 2010 | 43 |
| Joshua Shene, 2009 | 43 |

CAREER

CAREER

CAREER

| Name, Pos., Years | No. |
|------------------------------------|-----|
| 1. Deuce McAllister, RB, 1997-2000 | 41 |
| 2. Brandon Bolden, RB, 2008-11 | 33 |
| 3. Joe Gunn, RB, 1998-2001 | 26 |
| Snoop Conner, RB, 2019-21 | 26 |
| Jerrion Ealy, RB, 2019-21 | 26 |
| 6. Archie Manning, QB, 1968-70 | 25 |
| Chris Collins, WR, 2000-03 | 25 |
| 8. Randy Baldwin, HB, 1989-90 | 23 |
| Jaylen Walton, RB, 2012-15 | 23 |
| 10. John Fourcade, QB, 1978-81 | 22 |
| Dexter McCluster, RB-WR, 2006-09 | 22 |

| Name, Years | No. |
|--------------------------------|-----|
| 1. Gary Wunderlich, 2014-17 | 64 |
| 2. Jonathan Nichols, 2001-04 | 63 |
| 3. Joshua Shene, 2006-09 | 57 |
| 4. Bryson Rose, 2009-12 | 43 |
| 5. Luke Logan, 2017-20 | 41 |
| Brian Lee, 1989-92 | 41 |
| 7. Bryan Owen, 1985-88 | 38 |
| 8. Tim Montz, 1993-96 | 35 |
| 9. Hoppy Langley, 1976-79 | 34 |
| 10. Steve Lavinghouze, 1972-75 | 29 |

| Name, Years | No. |
|------------------------------|-----|
| 1. Gary Wunderlich, 2014-17 | 158 |
| 2. Jonathan Nichols, 2001-04 | 155 |
| 3. Joshua Shene, 2006-09 | 139 |
| 4. Luke Logan, 2017-20 | 134 |
| 5. Bryson Rose, 2009-12 | 114 |
| 6. Bryan Owen, 1985-88 | 92 |
| 7. Brian Lee, 1989-92 | 84 |
| 8. Hoppy Langley, 1976-79 | 76 |
| 9. Tim Montz, 1993-96 | 75 |
| 10. Les Binkley, 1999-2000 | 73 |

YEAR-BY-YEAR SCORING LEADERS

| Year | Player, Position | TD | EP-EPA | FG-FGA | TP | Year | Player, Position | TD | EP-EPA | FG-FGA | TP |
|------|-----------------------|----|--------|--------|-----|------|------------------------|----|--------|--------|----|
| 2022 | Quinshon Judkins, RB | 17 | — | — | 102 | 1980 | Ken Toler, SE | 9 | — | — | 54 |
| 2021 | Caden Costa, K | 0 | 46-48 | 14-17 | 88 | 1979 | Leon Perry, FB | 10 | 1-1 | — | 62 |
| 2020 | Jerrion Ealy, RB | 11 | — | — | 66 | 1978 | Hoppy Langley, KS | 0 | 18-19 | 11-18 | 51 |
| 2019 | John Rhys Plumlee, QB | 12 | 2-2 | — | 74 | 1977 | James Storey, FB | 10 | — | — | 60 |
| 2018 | Luke Logan, K | 0 | 45-46 | 22-26 | 111 | 1976 | Hoppy Langley, KS | 0 | 13-13 | 9-14 | 40 |
| 2017 | Gary Wunderlich, K | 0 | 34-46 | 17-21 | 85 | 1975 | Steve Lavinghouze, KS | 0 | 18-18 | 10-14 | 48 |
| 2016 | Gary Wunderlich, K | 0 | 41-43 | 22-23 | 107 | 1974 | Steve Lavinghouze, KS | 0 | 16-16 | 5-12 | 31 |
| 2015 | Gary Wunderlich, K | 0 | 63-63 | 19-25 | 120 | 1973 | Steve Lavinghouze, KS | 0 | 25-25 | 9-17 | 52 |
| 2014 | Jaylen Walton, RB | 7 | — | — | 42 | 1972 | Burney Veazey, TE | 8 | — | — | 48 |
| 2013 | Andrew Ritter, K | 0 | 42-45 | 16-24 | 90 | 1971 | Greg Ainsworth, TB | 11 | — | — | 66 |
| 2012 | Bryson Rose, K | 0 | 49-49 | 18-28 | 103 | 1970 | Bob Knight, TB | 8 | — | — | 48 |
| 2011 | Bryson Rose, K | 0 | 20-21 | 9-11 | 47 | 1969 | Archie Manning, QB | 14 | 1-2 | — | 86 |
| 2010 | Brandon Bolden, RB | 17 | — | — | 102 | 1968 | Steve Hindman, TB | 7 | — | — | 42 |
| 2009 | Joshua Shene, K | 0 | 43-45 | 15-20 | 88 | 1967 | Jimmy Keyes, LB | 0 | 14-15 | 9-14 | 41 |
| 2008 | Joshua Shene, K | 0 | 52-52 | 17-21 | 103 | 1966 | Jimmy Keyes, MG | 0 | 20-20 | 10-17 | 50 |
| 2007 | Joshua Shene, K | 0 | 24-25 | 11-17 | 57 | 1965 | Mike Dennis, TB | 8 | — | — | 48 |
| 2006 | Joshua Shene, K | 0 | 20-20 | 14-17 | 62 | 1964 | Billy Carl Irwin, RE | 0 | 21-23 | 7-11 | 42 |
| 2005 | Mike Espy, WR | 4 | — | — | 24 | 1963 | Billy Carl Irwin, RE | 1 | 23-27 | 3-6 | 38 |
| 2004 | Jonathan Nichols, K | 0 | 19-19 | 20-27 | 79 | 1962 | Louis Guy, WB | 8 | — | — | 48 |
| 2003 | Jonathan Nichols, K | 0 | 49-49 | 25-29 | 124 | 1961 | Billy Ray Adams, FB | 10 | — | — | 60 |
| 2002 | Jonathan Nichols, K | 0 | 40-40 | 15-20 | 85 | 1960 | James Anderson, TB | 7 | 0-1 | — | 42 |
| 2001 | Joe Gunn, RB | 10 | — | — | 60 | 1959 | Charlie Flowers, FB | 11 | 0-1 | — | 66 |
| 2000 | Deuce McAllister, RB | 17 | — | — | 102 | 1958 | Bobby Ray Franklin, QB | 6 | 3-3 | — | 39 |
| 1999 | Deuce McAllister, RB | 13 | — | — | 78 | 1957 | Ray Brown, QB | 7 | 0-2 | — | 42 |
| 1998 | Les Binkley, K | 0 | 36-36 | 14-16 | 78 | 1956 | Ray Brown, QB | 8 | 4-7 | — | 52 |
| 1997 | John Avery, RB | 8 | — | — | 42 | 1955 | Paige Cothren, FB | 6 | 20-25 | 6-15 | 74 |
| 1996 | Tim Montz, K | 0 | 26-26 | 7-14 | 47 | 1954 | Allen Muirhead, RH | 10 | — | — | 60 |
| 1995 | Tim Montz, K | 0 | 17-19 | 13-19 | 56 | 1953 | Bobby McCool, FB | 7 | — | — | 42 |
| 1994 | Tim Montz, K | 0 | 30-30 | 12-17 | 66 | 1953 | Earl Blair, LH | 7 | 0-1 | — | 42 |
| 1993 | Walter Grant, K | 0 | 23-24 | 12-20 | 59 | 1952 | Wilson Dillard, LH | 8 | — | — | 48 |
| 1992 | Brian Lee, K | 0 | 25-25 | 15-24 | 70 | 1952 | Harol Lofton, FB | 8 | — | — | 48 |
| 1991 | Marvin Courtney, RB | 11 | 1-1 | — | 68 | 1951 | Showboat Boykin, FB | 10 | — | — | 60 |
| 1990 | Randy Baldwin, HB | 13 | — | — | 78 | 1951 | Jimmy Lear, QB | 6 | 23-32 | — | 59 |
| 1989 | Randy Baldwin, RB | 10 | — | — | 60 | 1949 | Kayo Dottley, FB | 14 | — | — | 84 |
| 1988 | Bryan Owen, K | 0 | 18-19 | 11-15 | 51 | 1948 | Dixie Howell, RHB | 5 | — | — | 30 |
| 1987 | Bryan Owen, K | 0 | 23-24 | 12-16 | 59 | 1947 | Charlie Conerly, LHB | 9 | — | — | 54 |
| 1986 | Bryan Owen, K | 0 | 28-28 | 8-15 | 52 | 1946 | Ray Poole, E | 4 | 5-6 | — | 29 |
| 1985 | Bryan Owen, K | 0 | 23-25 | 7-12 | 44 | 1941 | Merle Hapes, FB | 6 | — | — | 36 |
| 1984 | John Howard, K | 0 | 13-16 | 13-20 | 52 | 1940 | Merle Hapes, FB | 12 | — | — | 72 |
| 1983 | Buford McGee, TB | 7 | — | — | 42 | 1940 | Junie Hovious, LHB | 9 | 11-19 | — | 65 |
| 1982 | Todd Gatlin, KS | 0 | 21-22 | 9-16 | 48 | 1939 | Leslie Dodson, FB | 4 | 9-11 | — | 33 |
| 1981 | Todd Gatlin, KS | 0 | 13-14 | 10-14 | 43 | 1938 | Parker Hall, LHB | 11 | 7-13 | — | 73 |
| | | | | | | 1935 | Ray Hapes, HB | 12 | 2-2 | — | 74 |

PATS ATTEMPTED

SEASON

| Name, Year | No. |
|--------------------------|-----|
| 1. Gary Wunderlich, 2015 | 63 |
| 2. Joshua Shene, 2008 | 52 |
| 3. Bryson Rose, 2012 | 49 |
| Jonathan Nichols, 2003 | 49 |
| Jonathan Nichols, 2001 | 49 |
| Jonathan Cruz, 2022 | 49 |
| 7. Caden Costa, 2021 | 48 |
| Luke Logan, 2020 | 48 |
| 9. Luke Logan, 2018 | 46 |
| 10. Andrew Ritter, 2013 | 45 |

Joshua Shene, 2009 45

CAREER

| Name, Years | No. |
|------------------------------|-----|
| 1. Gary Wunderlich, 2014-17 | 162 |
| 2. Jonathan Nichols, 2001-04 | 157 |
| 3. Joshua Shene, 2006-09 | 142 |
| 4. Luke Logan, 2017-20 | 141 |
| 5. Bryson Rose, 2009-12 | 116 |
| 6. Bryan Owen, 1985-88 | 98 |
| 7. Luke Logan, 2017-Present | 93 |
| 8. Brian Lee, 1989-92 | 87 |
| 9. Hoppy Langley, 1976-79 | 82 |
| 10. Tim Montz, 1993-96 | 77 |

KICKOFF RETURN RECORDS

SINGLE GAME

| Player, Opponent, Date | No | Yds | Avg | LP | TD |
|--|----|-----|------|-----|----|
| 1. Mike Wallace, Vanderbilt, 9-20-2008 | 6 | 202 | 33.7 | 98 | 1 |
| 2. Jerrion Ealy, Southeastern Louisiana, 9-14-2019 | 6 | 172 | 28.7 | 94 | 1 |
| 3. Marshay Green, Florida, 9-22-2007 | 6 | 159 | 26.5 | 42 | 0 |
| 4. Deuce McAllister, Arkansas, 11-6-99 | 3 | 158 | 52.7 | 100 | 1 |
| 5. Deuce McAllister, Alabama, 10-16-99 | 6 | 152 | 25.3 | 46 | 0 |
| 6. Jesse Grandy, Auburn, 10-31-2009 | 5 | 150 | 30.0 | 82 | 1 |
| 7. Jesse Grandy, Auburn, 10-30-2010 | 7 | 148 | 21.1 | 32 | 0 |
| 8. Marshay Green, Missouri, 9-8-2007 | 6 | 146 | 24.3 | 30 | 0 |
| 9. Jesse Grandy, Mississippi State, 11-28-2009 | 7 | 143 | 20.4 | 30 | 0 |
| 10. Ronald McClendon, Texas Tech, 9-27-2003 | 5 | 141 | 28.2 | 41 | 0 |
| 11. Carlos Davis, Vanderbilt, 11-19-2016 | 5 | 137 | 27.4 | 60 | 0 |
| 12. Bryan Brown, South Carolina, 11-1-2003 | 6 | 134 | 22.3 | 36 | 0 |
| John Avery, Alabama, 10-25-97 | 3 | 134 | 44.7 | 100 | 1 |
| Doug Cunningham, Mississippi State, 12-5-64 | 3 | 134 | 44.7 | 81 | 1 |
| 15. Tobias Singleton, Alabama, 10-15-2011 | 5 | 131 | 26.2 | 47 | 0 |
| 16. Carlos Davis, Mississippi State, 11-26-2016 | 6 | 129 | 21.5 | 30 | 0 |
| 17. Carlos Davis, LSU, 10-22-2016 | 6 | 124 | 20.7 | 28 | 0 |
| 18. Jason Armstead, Mississippi State, 11-22-2001 | 5 | 123 | 24.6 | 30 | 0 |
| 19. Dexter McCluster, Memphis, 9-3-2006 | 5 | 122 | 24.4 | 39 | 0 |
| Tyrone Ashley, Alabama, 10-7-89 | 6 | 122 | 20.3 | 24 | 0 |

| | | | | | |
|----------------------------|----|-----|------|-----|---|
| 12. Jason Armstead, 2001 | 19 | 524 | 27.6 | 93 | 1 |
| 13. Vincent Brownlee, 1991 | 22 | 518 | 23.5 | 48 | 0 |
| 14. Tobias Singleton, 2011 | 21 | 516 | 24.6 | 47 | 0 |
| 15. Jaylen Walton, 2013 | 25 | 515 | 20.6 | 52 | 0 |
| 16. Willie Goodloe, 1985 | 22 | 506 | 23.0 | 63 | 0 |
| 17. Jaylen Walton, 2015 | 27 | 494 | 18.3 | 37 | 0 |
| 18. Mike Wallace, 2007 | 21 | 483 | 23.0 | 77 | 1 |
| 19. John Avery, 1996 | 17 | 473 | 27.8 | 100 | 2 |
| 20. Paul Hofer, 1973 | 19 | 457 | 24.1 | 45 | 0 |

CAREER

| Player, Years | No | Yds | Avg | LP | TD |
|--------------------------------|----|------|------|-----|----|
| 1. Jaylen Walton, 2012-15 | 96 | 2036 | 21.2 | 100 | 1 |
| 2. Mike Wallace, 2005-08 | 60 | 1392 | 23.2 | 98 | 2 |
| 3. Jesse Grandy, 2009-10 | 59 | 1373 | 23.3 | 88 | 2 |
| 4. Paul Hofer, 1972-75 | 51 | 1133 | 22.2 | 45 | 0 |
| 5. Freddie Williams, 1976-79 | 51 | 1059 | 20.8 | 50 | 0 |
| 6. Tyrone Ashley, 1989-91 | 49 | 1043 | 21.3 | 90 | 2 |
| 7. Deuce McAllister, 1997-2000 | 45 | 992 | 22.0 | 100 | 1 |
| 8. Marshay Green, 2006-09 | 41 | 984 | 24.0 | 62 | 0 |
| 9. Willie Goodloe, 1984-87 | 48 | 977 | 20.4 | 63 | 0 |
| 10. Malvin Gipson, 1978-81 | 45 | 944 | 20.9 | 54 | 0 |
| 11. J.R. Ambrose, 1984-87 | 41 | 938 | 22.9 | 94 | 1 |
| 12. Pat Coleman, 1988-89 | 44 | 912 | 20.7 | 38 | 0 |
| 13. Doug Cunningham, 1964-66 | 35 | 888 | 25.4 | 81 | 1 |
| 14. Jaylon Jones, 2016-17 | 33 | 885 | 26.8 | 97 | 2 |
| 15. Jason Armstead, 2001-02 | 38 | 878 | 23.1 | 93 | 1 |
| 16. Jerrion Ealy, 2019-21 | 34 | 864 | 25.4 | 100 | 2 |
| 17. Carlos Davis, 2012-16 | 40 | 856 | 21.4 | 62 | 0 |
| 18. John Avery, 1996-97 | 30 | 788 | 26.3 | 100 | 3 |
| 19. Mark Smith, 1992-95 | 26 | 734 | 28.2 | 55 | 0 |
| 20. Ronald McClendon, 2002-03 | 33 | 706 | 21.4 | 44 | 0 |

SEASON

| Player, Year | No | Yds | Avg | LP | TD |
|----------------------------|----|-----|------|-----|----|
| 1. Mike Wallace, 2008 | 35 | 861 | 24.6 | 98 | 1 |
| 2. Jaylon Jones, 2017 | 31 | 775 | 25.0 | 97 | 1 |
| 3. Carlos Davis, 2016 | 33 | 754 | 22.8 | 62 | 0 |
| 4. Jesse Grandy, 2009 | 29 | 746 | 25.7 | 88 | 2 |
| 5. Deuce McAllister, 1999 | 25 | 652 | 26.1 | 100 | 1 |
| 6. Jaylen Walton, 2012 | 26 | 643 | 24.7 | 100 | 1 |
| 7. Marshay Green, 2007 | 27 | 631 | 23.4 | 42 | 0 |
| 8. Jesse Grandy, 2010 | 30 | 627 | 20.9 | 51 | 0 |
| 9. Pat Coleman, 1988 | 28 | 560 | 20.0 | 35 | 0 |
| 10. Tyrone Ashley, 1989 | 26 | 530 | 20.4 | 90 | 1 |
| 11. Freddie Williams, 1979 | 26 | 528 | 20.3 | 46 | 0 |

PUNT RETURN RECORDS

SINGLE GAME

| Player, Opponent, Date | No | Yds | Avg | LP | TD |
|---|----|-----|------|----|----|
| 1. Jason Armstead, Memphis, 9-7-2002 | 8 | 157 | 19.6 | 62 | 1 |
| 2. Will Glover, Chattanooga, 11-15-47 | 4 | 151 | 37.8 | 75 | 1 |
| 3. Junie Hovious, Georgia, 10-12-40 | 4 | 145 | 36.3 | 96 | 1 |
| 4. Vincent Brownlee, Vanderbilt, 10-26-91 | 3 | 130 | 43.3 | 68 | 1 |
| 5. Jackie Flack, Union, 9-21-40 | 6 | 120 | 20.0 | — | 0 |
| 6. Vincent Brownlee, Arkansas, 9-22-90 | 5 | 118 | 23.6 | 89 | 1 |
| 7. Cory Peterson, SMU, 9-26-98 | 3 | 116 | 38.7 | 92 | 1 |
| Doug Cunningham, Southern Miss, 10-15-66 | 8 | 116 | 14.5 | 57 | 1 |
| 9. Pat Coleman, Memphis State, 9-3-88 | 5 | 107 | 21.4 | 83 | 1 |
| 10. Marshay Green, Oklahoma State, 1-2-2010 | 4 | 106 | 26.5 | 63 | 0 |
| 11. Marshay Green, Mississippi State, 11-25-2006 | 5 | 105 | 21.0 | 47 | 1 |
| 12. Jason Armstead, Mississippi State, 11-28-2002 | 3 | 100 | 33.3 | 51 | 0 |

SEASON

| Player, Year | No | Yds | Avg | LP | TD |
|---------------------------|----|-----|------|----|----|
| 1. Junie Hovious, 1940 | 33 | 498 | 15.1 | 96 | 1 |
| 2. Junie Hovious, 1941 | 36 | 463 | 12.9 | 61 | 1 |
| 3. Doug Cunningham, 1965 | 33 | 395 | 11.9 | 75 | 1 |
| 4. Jason Armstead, 2002 | 32 | 383 | 12.0 | 62 | 1 |
| 5. Marshay Green, 2008 | 35 | 381 | 10.9 | 77 | 1 |
| 6. Tommy James, 1967 | 27 | 377 | 14.0 | 79 | 1 |
| 7. Mike Espy, 2003 | 43 | 369 | 8.6 | 37 | 0 |
| 8. Rick Kimbrough, 1973 | 20 | 368 | 18.4 | 67 | 0 |
| 9. Vincent Brownlee, 1990 | 33 | 366 | 11.1 | 89 | 1 |
| Doug Cunningham, 1966 | 33 | 366 | 11.5 | 64 | 2 |
| 11. Ta'Boris Fisher, 1994 | 33 | 347 | 10.5 | 56 | 0 |
| 12. Germaine Kohn, 1992 | 34 | 332 | 9.8 | 57 | 1 |

| | | | | | |
|----------------------------|----|-----|------|----|---|
| 13. Vincent Brownlee, 1991 | 28 | 331 | 11.8 | 68 | 1 |
| 14. Ta'Boris Fisher, 1993 | 29 | 330 | 11.4 | 77 | 1 |
| 15. Jerry Tiblier, 1948 | 9 | 269 | 29.9 | 80 | 2 |
| 16. Jackie Flack, 1940 | 18 | 268 | 14.9 | — | 0 |
| 17. Marshay Green, 2009 | 26 | 264 | 10.2 | 63 | 0 |
| 18. Bobby Knight, 1971 | 23 | 261 | 11.7 | 62 | 0 |
| 19. Ta'Boris Fisher, 1996 | 21 | 256 | 12.2 | 73 | 1 |
| 20. Pat Coleman, 1989 | 23 | 242 | 10.5 | 47 | 0 |

| | | | | | |
|------------------------------|----|-----|------|----|---|
| 6. Vincent Brownlee, 1990-91 | 61 | 697 | 11.4 | 89 | 2 |
| 7. Bobby Knight, 1969-71 | 56 | 627 | 11.2 | 62 | 1 |
| 8. Jason Armstead, 2001-02 | 54 | 579 | 10.7 | 62 | 1 |
| 9. Rick Kimbrough, 1973-75 | 52 | 518 | 10.0 | 67 | 0 |
| 10. Willie Goodloe, 1984-87 | 64 | 505 | 7.9 | 62 | 1 |
| 11. Michael Harmon, 1979-82 | 70 | 492 | 7.0 | 54 | 1 |
| 12. Cory Peterson, 1996-99 | 51 | 460 | 9.0 | 92 | 1 |
| 13. Pat Coleman, 1988-89 | 44 | 450 | 10.2 | 83 | 1 |
| 14. Tim Moffett, 1981-84 | 42 | 418 | 10.0 | 66 | 1 |
| 15. Tommy James, 1965-67 | 31 | 389 | 12.5 | 79 | 1 |
| 16. Jackie Flack, 1940-41 | 27 | 383 | 14.2 | — | 0 |
| 17. Billy Mustin, 1946-49 | 19 | 342 | 18.0 | 65 | 2 |
| 18. Bobby Wilson, 1946-49 | 39 | 313 | 8.0 | — | 0 |
| 19. Charlie Conerly, 1946-47 | 28 | 298 | 10.3 | — | 0 |
| 20. Jerry Tiblier, 1947-48 | 11 | 273 | 24.8 | 80 | 2 |

CAREER

| Player, Years | No | Yds | Avg | LP | TD |
|-----------------------------|----|------|------|----|----|
| 1. Junie Hovious, 1938-41 | 84 | 1142 | 13.6 | 96 | 2 |
| 2. Ta'Boris Fisher, 1993-96 | 96 | 1065 | 11.1 | 77 | 2 |
| 3. Doug Cunningham, 1964-66 | 81 | 941 | 11.6 | 75 | 3 |
| 4. Marshay Green, 2006-09 | 93 | 917 | 9.9 | 77 | 3 |
| 5. Mike Espy, 2002-05 | 95 | 716 | 7.5 | 51 | 1 |

PUNTING RECORDS

SINGLE GAME

| Player, Opponent, Date | No | Yds | Avg |
|---|----|-----|------|
| 1. Bill Smith, Southern Miss, 10-20-84 | 2 | 169 | 84.5 |
| 2. Jim Miller, Georgia, 10-6-79 | 1 | 65 | 65.0 |
| 3. Tyler Campbell, BYU, 9-3-2011 | 4 | 227 | 56.8 |
| 4. Gary Wunderlich, Texas A&M, 10-24-2015 | 3 | 169 | 56.3 |
| 5. Tyler Campbell, Texas, 9-14-2013 | 3 | 165 | 55.0 |
| Brett Brewer, Memphis State, 9-8-84 | 2 | 110 | 55.0 |
| 7. Gary Wunderlich, Alabama, 9-17-2016 | 3 | 164 | 54.7 |
| 8. Randall Green, VMI, 9-7-96 | 1 | 54 | 54.0 |
| Merle Hapes, Holy Cross, 11-9-40 | 3 | 162 | 54.0 |
| Mac Brown, UT Martin, 9-9-2017 | 1 | 54 | 54.0 |
| 11. Les Paslay, Mississippi State, 11-28-53 | 3 | 161 | 53.7 |
| Mac Brown, Tulane, 9-18-2021 | 3 | 161 | 53.7 |
| 13. Will Gleeson, Mississippi State, 11-26-2016 | 2 | 104 | 52.0 |
| Tyler Campbell, Southeast Missouri, 9-7-2013 | 2 | 104 | 52.0 |
| Bill Smith, Memphis State, 11-22-86 | 2 | 104 | 52.0 |
| 16. Tyler Campbell, Arkansas, 10-23-2010 | 6 | 311 | 51.8 |
| 17. Jim Miller, Memphis State, 9-15-79 | 6 | 310 | 51.7 |
| Riley Myers, Chattanooga, 11-13-71 | 3 | 155 | 51.7 |
| 19. Jake Gibbs, LSU, 10-31-59 | 6 | 309 | 51.5 |
| Mac Brown, Alabama, 10-2-2021 | 2 | 103 | 51.5 |

CAREER

| Player, Position, Years | No | Yds | Avg |
|----------------------------------|-----|-------|------|
| 1. Merle Hapes, FB, 1939-41 | 69 | 3176 | 46.0 |
| 2. Gary Wunderlich, K/P, 2014-17 | 40 | 1791 | 44.8 |
| 3. Tyler Campbell, P, 2009-13 | 226 | 10075 | 44.6 |
| 4. Bill Smith, P, 1983-86 | 254 | 11260 | 44.3 |
| 5. Mac Brown, P, 2017-21 | 180 | 7883 | 43.8 |
| 6. Jim Miller, P, 1976-79 | 266 | 11549 | 43.4 |
| 7. Charlie Conerly, HB, 1946-47 | 110 | 4731 | 43.0 |
| 8. Frank Lambert, P, 1962-64 | 93 | 3999 | 43.0 |
| 9. Will Gleeson, P, 2014-16 | 180 | 7588 | 42.2 |
| 10. Cody Ridgeway, P, 2001-04 | 238 | 10021 | 42.1 |
| 11. Julian Fagan, P, 1967-69 | 199 | 8269 | 41.5 |
| 12. Jim Broadway, P, 2012 | 57 | 2345 | 41.1 |
| 13. Will Moseley, P, 2005-06 | 21 | 858 | 40.9 |
| 14. Darryl Graham, P, 1980-82 | 172 | 6898 | 40.1 |
| 15. Chuck Norman, P, 1965-66 | 127 | 5088 | 40.1 |
| 16. Parker Hall, HB, 1938 | 53 | 2127 | 40.1 |
| 17. Richard Chisolm, P, 1991-92 | 83 | 3308 | 39.9 |
| 18. Justin Sparks, P, 2007-09 | 51 | 2023 | 39.7 |
| 19. Walter Grant, P, 1994 | 18 | 714 | 39.7 |
| 20. Lonny Calicchio, P, 1994-95 | 102 | 4018 | 39.4 |

NOTE: Blocked punts and loss of yardage credited to team rather than individual after the 1954 season. Averages for Hapes (3 blocked), Conerly (4), Wilson (2), Day (1), Hovious (5), and Dillard (1) adjusted to conform. Prior to 1965, punters not given credit for 20 yards (touchback) assessed when punt carried over goal line.

SEASON

| Player, Year | No | Yds | Avg |
|---------------------------|----|------|-------|
| 1. Merle Hapes, 1940 | 23 | 1123 | 48.7 |
| 2. Bill Smith, 1984 | 44 | 2099 | 47.7 |
| 3. Mac Brown, 2020 | 27 | 1259 | 46.6 |
| 4. Tyler Campbell, 2010 | 60 | 2782 | 46.4 |
| 5. Jim Miller, 1977 | 66 | 3029 | 45.9 |
| 6. Bill Smith, 1985 | 79 | 3581 | 45.33 |
| 7. Charlie Conerly, 1946 | 53 | 2399 | 45.26 |
| 8. Merle Hapes, 1941 | 37 | 1655 | 44.7 |
| 9. Jim Miller, 1979 | 53 | 2362 | 44.6 |
| 10. Tyler Campbell, 2013 | 51 | 2266 | 44.4 |
| 11. Mac Brown, 2021 | 43 | 1909 | 44.4 |
| 12. Mac Brown, 2019 | 57 | 2524 | 44.3 |
| 13. Bill Smith, 1986 | 57 | 2522 | 44.2 |
| 14. Cody Ridgeway, 2003 | 58 | 2561 | 44.16 |
| 15. Will Gleeson, 2016 | 28 | 1235 | 44.11 |
| 16. Frank Lambert, 1964 | 50 | 2205 | 44.10 |
| 17. Tyler Campbell, 2009 | 43 | 1890 | 44.0 |
| 18. Gary Wunderlich, 2016 | 21 | 917 | 43.7 |
| 19. Tyler Campbell, 2011 | 72 | 3137 | 43.6 |
| 20. Jim Miller, 1978 | 76 | 3283 | 43.2 |

DEFENSIVE RECORDS

INTERCEPTIONS

SINGLE GAME

| Player, Opponent, Date | No | Yds | TD |
|------------------------------------|----|-----|----|
| 1. Gary Hall, Tulane, 11-30-74 | 3 | 72 | 0 |
| Glenn Cannon, LSU, 11-2-68 | 3 | 46 | 0 |
| Todd Sandroni, Georgia, 10-1-88 | 3 | 33 | 1 |
| Gerald Warfield, Houston, 10-22-66 | 3 | 29 | 0 |
| Tommy Luke, Texas, 12-17-65 | 3 | 28 | 0 |
| Ray Brown, Texas, 1-1-58 | 3 | 24 | 0 |
| Don Price, Vanderbilt, 10-25-86 | 3 | 11 | 0 |
| James Kelly, Arkansas, 10-25-52 | 3 | 7 | 0 |

SEASON

| Player, Year | No | Yds | Avg | LP | TD |
|--------------------------|----|-----|------|----|----|
| 1. Senquez Golson, 2014 | 10 | 162 | 16.2 | 59 | 1 |
| Bobby Wilson, 1949 | 10 | 70 | 7.0 | 25 | 0 |
| 3. Harry Harrison, 1972 | 9 | 129 | 14.3 | 32 | 0 |
| 4. Gerald Warfield, 1966 | 8 | 77 | 9.5 | 28 | 0 |
| 5. Junie Hovious, 1940 | 7 | 146 | 20.9 | 46 | 2 |
| Parker Hall, 1938 | 7 | 128 | 18.3 | 51 | 0 |
| Alundis Brice, 1993 | 7 | 98 | 14.0 | 45 | 2 |
| Glenn Cannon, 1968 | 7 | 94 | 13.4 | 36 | 1 |
| Ray Heidel, 1970 | 7 | 86 | 12.3 | 24 | 0 |
| Glenn Cannon, 1969 | 7 | 63 | 9.0 | 36 | 1 |
| Todd Sandroni, 1987 | 7 | 47 | 6.7 | 36 | 0 |
| Todd Sandroni, 1988 | 7 | 33 | 4.7 | 27 | 1 |
| Alundis Brice, 1994 | 7 | 29 | 4.1 | 26 | 0 |
| 14. Harry Harrison, 1973 | 6 | 110 | 18.3 | 24 | 0 |
| Chauncey Godwin, 1989 | 6 | 91 | 15.2 | 58 | 1 |
| Cody Prewitt, 2013 | 6 | 52 | 8.7 | 25 | 0 |
| Von Hutchins, 2002 | 6 | 28 | 4.7 | 27 | 0 |
| James Kelly, 1952 | 6 | 16 | 2.7 | 4 | 0 |

CAREER

| Player, Years | No | Yds | Avg | LP | TD |
|-------------------------------|----|-----|------|----|----|
| 1. Bobby Wilson, 1946-49 | 20 | 379 | 18.0 | 99 | 2 |
| 2. Glenn Cannon, 1967-69 | 19 | 180 | 9.5 | 36 | 2 |
| 3. Harry Harrison, 1971-73 | 16 | 242 | 15.1 | 32 | 0 |
| Senquez Golson, 2011-14 | 16 | 232 | 14.5 | 59 | 1 |
| 5. Todd Sandroni, 1987-90 | 15 | 83 | 5.5 | 36 | 1 |
| 6. Junie Hovious, 1939-41 | 14 | 230 | 16.4 | 46 | 2 |
| Alundis Brice, 1992-94 | 14 | 127 | 9.1 | 45 | 2 |
| 8. Cody Prewitt, 2011-14 | 12 | 174 | 14.5 | 75 | 1 |
| 9. Von Hutchins, 2000-03 | 11 | 51 | 4.6 | 27 | 0 |
| 10. Syniker Taylor, 1998-2001 | 10 | 188 | 18.8 | 65 | 1 |
| Jimmy Patton, 1951-54 | 10 | 180 | 18.0 | 62 | 1 |
| Chauncey Godwin, 1988-90 | 10 | 139 | 13.9 | 58 | 1 |
| Tommy James, 1965-67 | 10 | 119 | 11.9 | 32 | 0 |
| Ray Heidel, 1968-70 | 10 | 116 | 11.6 | 24 | 0 |
| Travis Johnson, 2002-05 | 10 | 103 | 10.3 | 45 | 2 |
| 16. Merle Hapes, 1939-41 | 9 | 125 | 14.0 | — | 1 |
| Gerald Warfield, 1964-66 | 9 | 77 | 8.6 | 28 | 0 |
| Barry Wilburn, 1981-84 | 9 | 23 | 2.6 | 12 | 0 |
| 19. Charles Sawyer, 2010-13 | 8 | 154 | 19.2 | 96 | 1 |
| John Blalack, 1954-56 | 8 | 128 | 16.0 | 29 | 1 |
| Danny Boyd, 1992 | 8 | 122 | 15.3 | 75 | 1 |
| Jack Reed, 1952-53 | 8 | 116 | 14.5 | 30 | 0 |
| Jimmy Heidel, 1963-65 | 8 | 113 | 14.1 | 89 | 1 |
| Paige Cothren, 1954-56 | 8 | 105 | 13.1 | 30 | 0 |
| Anthony Magee, 1997-2000 | 8 | 72 | 9.0 | 28 | 0 |
| James Kelly, 1951-52 | 8 | 48 | 6.0 | 4 | 0 |
| AJ Finley, 2019-22 | 8 | 111 | 13.9 | 52 | 1 |

† SEC Record ^ Includes one fumble-interception

YEAR-BY-YEAR TACKLE LEADERS

| Year | Player | Solo | Assists | Total |
|------|------------------|------|---------|-------|
| 2022 | Troy Brown | 44 | 49 | 93 |
| 2021 | Chance Campbell | 48 | 61 | 109 |
| 2020 | Jacquez Jones | 36 | 39 | 75 |
| 2019 | Lakia Henry | 45 | 43 | 88 |
| 2018 | MoMo Sanogo | 53 | 59 | 112 |
| 2017 | DeMarquis Gates | 70 | 44 | 114 |
| 2016 | DeMarquis Gates | 53 | 26 | 79 |
| 2015 | DeMarquis Gates | 46 | 30 | 76 |
| 2014 | Mike Hilton | 48 | 23 | 71 |
| 2013 | Serderius Bryant | 52 | 26 | 78 |
| 2012 | Denzel Nkemdiche | 37 | 45 | 82 |
| 2011 | Mike Marry | 46 | 35 | 81 |
| 2010 | Jonathan Cornell | 40 | 40 | 80 |
| 2009 | Kendrick Lewis | 57 | 27 | 84 |
| 2008 | Kendrick Lewis | 50 | 35 | 85 |
| 2007 | Ashlee Palmer | 50 | 39 | 89 |
| 2006 | Patrick Willis | 87 | 50 | 137 |
| 2005 | Patrick Willis | 90 | 38 | 128 |
| 2004 | Charles Clark | 57 | 19 | 76 |
| 2003 | Eric Oliver | 73 | 31 | 104 |
| 2002 | Eric Oliver | 80 | 49 | 129 |
| 2001 | Eddie Strong | 52 | 53 | 105 |
| 2000 | Shawn Johnson | 45 | 33 | 78 |
| 1999 | Eddie Strong | 49 | 23 | 72 |
| 1998 | Armegis Spearman | 43 | 41 | 84 |
| 1997 | Broc Kreitz | 55 | 41 | 96 |
| 1996 | Nate Wayne | 62 | 53 | 115 |
| 1995 | Walker Jones | 40 | 50 | 90 |
| 1994 | Abdul Jackson | 77 | 62 | 139 |
| 1993 | Abdul Jackson | 65 | 75 | 140 |
| 1992 | Abdul Jackson | 55 | 56 | 111 |
| 1991 | Gary Abide | 58 | 53 | 111 |
| 1990 | Shawn Cobb | 63 | 58 | 121 |
| 1989 | Shawn Cobb | 72 | 31 | 103 |
| 1988 | Shawn Cobb | 57 | 41 | 98 |
| 1987 | Jeff Herrod | 78 | 72 | 150 |
| 1986 | Jeff Herrod | 81 | 87 | 168 |
| 1985 | Jeff Herrod | 66 | 70 | 136 |
| 1984 | Freddie Joe Nunn | 53 | 70 | 123 |
| 1983 | Thomas Hubbard | 62 | 51 | 113 |
| 1982 | Andre Townsend | 81 | 30 | 111 |
| 1981 | Thomas Hubbard | 89 | 50 | 139 |
| 1980 | Keith Fourcade | 43 | 26 | 69 |
| 1979 | John Peel | 46 | 39 | 85 |
| 1978 | Eddy Householder | 50 | 47 | 97 |
| 1977 | George Plasketes | 75 | 36 | 111 |
| 1976 | Kem Coleman | 92 | 41 | 133 |
| 1975 | Ben Williams | 81 | 35 | 116 |
| 1974 | Stump Russell | 66 | 30 | 96 |
| 1973 | James Stuart | 82 | 81 | 163 |
| 1972 | Mackey McKinzie | 60 | 29 | 89 |
| 1971 | Elmer Allen | 88 | 48 | 136 |
| 1970 | Fred Brister | 58 | 44 | 102 |
| 1969 | James Thomas | 58 | 37 | 95 |
| 1968 | Frank Trapp | 55 | 46 | 101 |

TACKLES
(SINCE 1968)

SEASON

| Player, Position, Year | Solo | Assists | Total |
|-----------------------------|------|---------|-------|
| 1. Jeff Herrod, LB, 1986 | 81 | 87 | 168 |
| 2. James Stuart, LB, 1973 | 82 | 81 | 163 |
| 3. Jeff Herrod, LB, 1987 | 78 | 72 | 150 |
| 4. Abdul Jackson, LB, 1993 | 65 | 75 | 140 |
| 5. Abdul Jackson, LB, 1994 | 77 | 62 | 139 |
| Thomas Hubbard, LB, 1981 | 89 | 50 | 139 |
| 7. Patrick Willis, LB, 2006 | 87 | 50 | 137 |
| 8. Jeff Herrod, LB, 1985 | 66 | 70 | 136 |
| Elmer Allen, DT, 1971 | 88 | 48 | 136 |
| 10. Kem Coleman, LB, 1976 | 92 | 41 | 133 |

CAREER

| Player, Position, Years | Solo | Assists | Total |
|--|------|---------|-------|
| 1. Jeff Herrod, LB, 1984-87 | 256 | 272 | 528 |
| 2. Kem Coleman, LB, 1974-77 | 300 | 172 | 472 |
| 3. Abdul Jackson, LB, 1991-94 | 199 | 195 | 394 |
| 4. Ben Williams, DT, 1972-75 | 248 | 129 | 377 |
| 5. Thomas Hubbard, LB, 1981-83 | 209 | 147 | 356 |
| 6. Patrick Willis, LB, 2003-06 | 247 | 108 | 355 |
| 7. Shawn Cobb, LB, 1987-90 | 204 | 139 | 343 |
| 8. Eric Oliver, DB, 2001-04 | 221 | 107 | 328 |
| 9. James Stuart, DE-DT-LB, 1971-73 | 174 | 134 | 308 |
| 10. Eddie Strong, LB, 1998-99; 2001-02 | 176 | 130 | 306 |
| 11. Andre Townsend, DT, 1981-83 | 195 | 107 | 302 |
| 12. Freddie Joe Nunn, DE, 1981-84 | 147 | 154 | 301 |

TACKLES FOR LOSS
(SINCE 1983)

SEASON

| Player, Position, Year | TFLs |
|--------------------------------|------|
| 1. Cassius Ware, LB, 1993 | 21.0 |
| 2. Greg Hardy, DE, 2007 | 18.5 |
| 3. Peria Jerry, DT, 2008 | 18.0 |
| Derrick Burgess, DE, 2000 | 18.0 |
| Kendrick Clancy, DT, 1999 | 18.0 |
| 6. Andre Townsend, DT, 1983 | 17.0 |
| 7. Marquis Haynes, DE, 2015 | 16.5 |
| 8. Sam Williams, DL, 2021 | 16.0 |
| 9. Kendrick Clancy, DT, 1998 | 15.0 |
| 10. Jonathan Cornell, LB, 2010 | 14.0 |
| Peria Jerry, DT, 2007 | 14.0 |
| Kelvin Pritchett, DT, 1990 | 14.0 |

CAREER

| Player, Position, Years | TFLs |
|-----------------------------------|------|
| 1. Marquis Haynes, DE, 2014-17 | 47.5 |
| 2. Derrick Burgess, DE, 1997-2000 | 42.0 |
| 3. Greg Hardy, DE, 2006-09 | 39.5 |
| 4. Cassius Ware, LB, 1992-93 | 34.0 |
| 5. Sam Williams, DL, 2019-21 | 33.5 |
| 6. Peria Jerry, DE-DT, 2005-08 | 33.0 |
| Patrick Willis, LB, 2003-06 | 33.0 |
| 8. Jesse Mitchell, DT, 2000-03 | 31.5 |
| Kendrick Clancy, DT, 1998-99 | 31.5 |
| 10. Benito Jones, DT, 2016-19 | 31.0 |
| 11. Dewayne Dotson, LB, 1992-93 | 30.0 |
| 12. Issac Gross, DT, 2012-16 | 29.0 |
| Kelvin Pritchett, DT, 1988-90 | 29.0 |
| 14. Jonathan Cornell, LB, 2006-10 | 27.5 |
| 15. C.J. Johnson, DE/LB, 2011-15 | 27.0 |

SACKS
(SINCE 1983)

SEASON

| Player, Position, Year | Sacks |
|------------------------------|-------|
| 1. Sam Williams, DL, 2021 | 12.5 |
| 2. Marquis Haynes, DE, 2015 | 10.0 |
| Greg Hardy, DE, 2007 | 10.0 |
| Dewayne Dotson, LB, 1992 | 10.0 |
| Phillip Kent, LB, 1990 | 10.0 |
| 6. Derrick Burgess, DE, 2000 | 9.5 |
| 7. Cassius Ware, LB, 1993 | 9.0 |
| Andre Townsend, DT, 1983 | 9.0 |
| 9. Greg Hardy, DE, 2008 | 8.5 |
| Renard Brown, DE, 1995 | 8.5 |

CAREER*

| Player, Position, Years | Sacks |
|-----------------------------------|-------|
| 1. Marquis Haynes, DE, 2014-17 | 32.0 |
| 2. Greg Hardy, DE, 2006-09 | 26.5 |
| 3. Sam Williams, DL, 2019-21 | 22.5 |
| 4. Phillip Kent, LB, 1988-91 | 21.0 |
| 5. Kelvin Pritchett, DT, 1988-90 | 18.0 |
| 6. Derrick Burgess, DE, 2000 | 17.5 |
| 7. Cassius Ware, LB, 1992-93 | 17.0 |
| 8. Dewayne Dotson, LB, 1992-93 | 15.0 |
| 9. C.J. Johnson, DE-LB, 2011-15 | 13.5 |
| Cedric Johnson, DE, 2020-22 | 13.5 |
| 10. Charlie Anderson, DE, 2000-03 | 12.5 |
| 11. Peria Jerry, DE-DT, 2005-08 | 11.5 |
| Tavius Robinson, DE, 2020-22 | 11.5 |
| 13. Patrick Willis, LB, 2003-06 | 11.0 |
| 14. Benito Jones, DT, 2016-19 | 10.5 |
| Jesse Mitchell, DT, 2000-03 | 10.5 |
| Eddie Strong, LB, 1998-2002 | 10.5 |

* Ben Williams owns the all-time school record with 37.0 career sacks from 1972-75.



Dewayne Dotson (33) and Cassius Ware (40) formed a dynamic duo at inside linebacker for the Rebels from 1992-93. Ole Miss led the nation in total defense in 1993 (234.5 ypg) and ranked sixth in 1992 (264.5 ypg).

TEAM OFFENSE RECORDS

SINGLE GAME

TEAM SCORING

Most Points: 114 vs. Southwest Baptist*, 10-29-1904
Most Touchdowns: 14 vs. West Tenn., 9-28-35
Most TD Rushing: 10 vs. West Tenn., 9-28-35
Most TD Passing: 7 vs. Vanderbilt, 10-31-2020
Most Conversions —
Kicking: 10 vs. Southern Illinois, 9-8-2018, 10 vs. ULM, 10-6-2018; 10 vs. UT Martin, 9-5-2015; 10 vs. Fresno State, 9-12-2015
Rushing: 3 vs. Chattanooga, 11-5-60
Passing: 3 vs. Chattanooga, 11-7-59
Consecutive PAT: 10 vs. ULM, 10-6-2018; 10 vs. UT Martin, 9-5-2015; 10 vs. Fresno State, 9-12-2015
Most Field Goals: 6, vs. Texas Tech, 9-27-2003
Most Points in Tie: 50 vs. Boston College, 10-14-49

MOST FIRST DOWNS

Total: 41 vs. Tulane, 9-18-2021
Rushing: 25 vs. Chattanooga, 11-13-71
Passing: 26 vs. Auburn, 10-29-2016

TOTAL OFFENSE

Most Plays: 101 vs. Tennessee, 10-16-2021
Most Yards: 826 vs. ULM, 10-6-2018

RUSHING

Most Plays: 80 vs. Mississippi State, 11-26-49
Most Yards: 515 vs. Auburn, 11-10-51

PASSING

Most Attempts: 59 vs. Auburn, 10-29-2016
Most Completions: 42 vs. Arkansas, 10-26-2002
Best Percentage: (Min. 10 Att.) 95.0 (19-20) vs. Tulane, 11-6-82
Most Yards: 517 (31-34) vs. ULM, 10-6-2018

PASS INTERCEPTIONS

Fewest Had Intercepted: 0 (set numerous times)
Most Had Intercepted: 7 by Tennessee, 11-16-68; 7 by Georgia, 10-9-82
Most Yards Ints Ret.: 157 by Kentucky, 10-1-49

TEAM PUNTING

Most Punts: 20 vs. LSU, 11-17-34
Fewest Punts: 0, 5x (MR vs. New Mexico State, 11-9-2019)
Most Punting Yards: 780 vs. LSU, 11-17-34
Best Punting Average: 55.0 (3) at Texas, 9-14-2013

PUNT RETURNS

Most Returns: 13 vs. Union, 9-21-40
Most Yards: 203 vs. Union, 9-21-40
Best Return Average (Min. 5 Returns): 43.3 (3) vs. Vanderbilt, 10-26-91

KICKOFF RETURNS

Most Returns: 11 vs. Alabama, 9-23-89
Most Yards: 234 vs. Alabama, 9-23-89

PENALTIES

Most Against OM: 19 vs. TCU, 10-22-49
Most Yards: 182 vs. Kentucky, 10-25-54
Fewest Against OM: 0, three times (MR: vs. ULL, 9-13-2014)
Fewest Yards: 0, three times (MR: vs. ULL, 9-13-2014)

FUMBLES

Most by OM: 11 vs. Alabama, 1-1-64
Most Lost: 8 vs. Tulane, 9-27-80
Fewest by OM: 0 (set numerous times)
Fewest Lost: 0 (set numerous times)
Most-Fewest Lost: 6-0 vs. Chattanooga, 11-11-61; 6-0 vs. Vanderbilt, 10-22-77; 10-2 vs. George Washington, 10-9-36

* Game stats incomplete

THE REBEL RECORD

Total games played — 1,245# (127 seasons) Won — 665# Lost — 545 Tied — 35
 Perfect Record Teams 1962 (10-0-0)
 Undefeated and Once Tied 1960 (10-0-1)
 Teams with One Defeat 1893, 1894, 1895, 1898, 1903, 1910, 1948, 1952, 1955, 1957, 1959, 1963
 Longest Undefeated Streak 21 Games, 1959-61
 Consecutive Victories 13 Games, 1955-56
 Consecutive Defeats 7 Games, 1974, 2012
 Consecutive Bowl Victories 6, 2002-04-09-10-13-13
 Consecutive Bowl Games 15 Seasons—1957-71
 Scoring— Consecutive Games 151 Games, 1998-2013
 Best Seasons . . (10-0-0) 1962, (10-0-1) 1960, (10-1-0) 1955, (10-1-0) 1959, (10-3) 2003, (10-3) 2015, (10-3), 2021 (9-1-1) 1957, (8-1-0) 1948, (8-1-2) 1952, (7-1-0) 1910, (7-1-2) 1963, (6-1-0) 1894, (9-2-0) 1954, (9-2-0) 1961
 Top Scoring Teams 2015, 531 points; 2003, 442 points; 2021, 438; 2022, 435; 2008, 417; 2012, 409; 2018, 407
 Most Touchdowns 2015, 68; 2022, 56; 2021, 56; 2001, 55; 2020, 54; 2008, 52; 2003, 52; 2012, 51
 Top Defensive Teams 1910, 9 points; 1959, 21; 1963, 33; 1961-62, 40; 1966, 46
 100th Victory September 26, 1925, 53-0 vs. Arkansas Aggies
 200th Victory September 20, 1947, 14-7 vs. Kentucky
 300th Victory January 1, 1960 (Sugar Bowl), 21-0 vs. LSU
 400th Victory September 8, 1973, 24-6 vs. Villanova
 500th Victory September 5, 1992, 45-21 vs. Auburn
 600th Victory September 27, 2008, 31-30 at Florida

- 33 games were vacated due to NCAA penalty. Original record is 684-546-35 with 1,265 total games played.

SEASON

TEAM SCORING

| | | |
|-----------------------------------|-----|-----------------|
| Most Points | 531 | 2015 |
| Fewest Points | 76 | 1946 |
| Most Touchdowns | 68 | 2015 |
| Most TD Rushing | 33 | 1959, 2021, 22 |
| Most TD Passing | 35 | 2015 |
| Most TD Punt Returns | 3 | 1942, 48 |
| Most TD Kickoff Returns | 2 | 1935,70,96,2009 |
| Most TD Pass Int | 4 | 1938, 2015 |
| Most PAT | 66 | 2015 |
| Most By Kicking | 66 | 2015 |
| Most By Running | 3 | 1969 |
| Most By Passing | 6 | 1959 |
| Most Field Goals | 25 | 2003 |
| Most Tie Games | 2 | 1933,36,52,63 |
| Most Times Shut Out | 4 | 1936 |

MOST FIRST DOWNS

| | | |
|-----------------------------|-----|------|
| Rush-Pass-Penalty | 341 | 2015 |
| By Rushing | 176 | 2022 |
| By Passing | 182 | 2015 |
| By Penalty | 28 | 2015 |

TOTAL OFFENSE

| | | |
|-------------------------------|-------|------|
| Most Plays | 1018 | 2013 |
| Most Plays Averaged | 79.7 | 2020 |
| Most Yards | 6731 | 2015 |
| Most Yards Averaged | 555.5 | 2020 |

RUSHING

| | | |
|-------------------------------|-------|------|
| Most Plays | 614 | 2022 |
| Most Plays Averaged | 58.2 | 1957 |
| Most Yards | 3336 | 2022 |
| Most Yards Averaged | 306.3 | 1957 |

PASSING

| | | |
|-------------------------------|-------|------|
| Most Attempts | 490 | 2013 |
| Most Completions | 318 | 2015 |
| Best Percentage | 71.0 | 2020 |
| Most Yards | 4351 | 2015 |
| Most Yards Averaged | 346.4 | 2018 |
| Most Scoring Passes | 35 | 2015 |

PASS INTERCEPTIONS

| | | |
|----------------------------------|-----|------|
| Fewest Had Intercepted | 5 | 1957 |
| Fewest Yards Returned | 23 | 1940 |
| Most Had Intercepted | 21 | 1970 |
| Most Yards Returned | 412 | 1949 |

TEAM PUNTING

| | | |
|----------------------------------|------|------|
| Most Punts | 96 | 1938 |
| Fewest Punts | 27 | 2020 |
| Most Punting Yards | 3745 | 1940 |
| Best Average | 46.6 | 2020 |
| Most Punts Had Blocked | 4 | 1940 |

PUNT RETURNS

| | | |
|-------------------------------|------|------|
| Most Punt Returns | 56 | 1940 |
| Most Return Yards | 837 | 1940 |
| Best Return Average | 18.8 | 1948 |

KICKOFF RETURNS

| | | |
|--------------------------------|------|------|
| Most Kickoff Returns | 59 | 2007 |
| Most Return Yards | 1268 | 2007 |
| Best Return Average | 24.7 | 2017 |

PENALTIES

| | | |
|----------------------------------|-----|------|
| Most Penalties | 117 | 2021 |
| Most Yards Penalized | 978 | 2021 |
| Fewest Penalties | 31 | 1939 |
| Fewest Yards Penalized | 356 | 1982 |

FUMBLES

| | | |
|------------------------------|----|------|
| Most by Ole Miss | 53 | 1949 |
| Most Lost | 31 | 1976 |
| Fewest by Ole Miss | 8 | 1993 |
| Fewest Lost | 3 | 1993 |

TEAM DEFENSE RECORDS

SINGLE GAME

OPPOSITION SCORING

Most Points: 66 by Texas, 9-15-2012; 66 by Alabama, 9-30-2017
Fewest Points: 0 in 119 games, 1933-2022
Most Touchdowns: 9 by Texas, 9-15-2012; 9 by Alabama, 9-30-2017; 9 by Alabama, 10-10-2020
Most TD Rushing: 7 by Tennessee 11-17-51, 7 by Alabama, 9-20-80; 7 by Arkansas, 11-3-2001; 7 by Alabama, 10-10-2020
Most TD Passing: 6 by Texas Tech, 9-27-2003; 6 by Arkansas, 11-7-2015; 6 by Alabama, 9-28-2019; 6 by Florida, 9-26-2020
Most TD Punt Returns: 3 by LSU, 12-5-70
Most PAT: 9 by Texas, 9-15-2012; 9 by Alabama, 9-30-2017; 9 by Alabama, 10-10-2020

OPPOSITION FIRST DOWNS

Most: 39 by Auburn, 10-5-85
Fewest: 1 by Sewanee, 11-12-38; 1 by Union, 9-21-40; 1 by South Carolina, 10-4-47; 1 by Chattanooga, 11-11-61; 1 by South Carolina, 9-23-72
Most Rushing: 28 by Auburn, 10-5-85
Fewest Rushing: 0 by Sewanee, 11-12-38; 0 by Chattanooga, 11-11-61; 0 by Memphis State, 9-19-64; 0 by South Carolina, 9-23-72
Most Passing: 32, Texas Tech, 9-27-2003
Fewest Passing: 0 by 15 teams
Most Penalty: 7 by Austin Peay, 9-11-2021

OPPOSITION TOTAL OFFENSE

Most Plays: 106 by Arkansas, 11-3-2001
Fewest Plays: 24 by South Carolina, 10-4-47
Most Yards: 723 by Alabama, 10-10-2020
Fewest Yards: 0 by Sewanee, 11-12-38

OPPOSITION RUSHING

Most Plays: 82 by Auburn, 10-5-85
Fewest Plays: 17 by Texas Tech, 9-27-2003
Most Yards: 531 by Alabama, 10-2-71
Fewest Yards: -64 by Mississippi State, 11-28-2008; -16 by Auburn, 9-5-92; -15 by Florida, 9-28-46; -15 by LSU, 1-1-60 (Sugar Bowl); -13 by Troy, 11-16-2013

QUARTERBACK SACKS

Most Sacks by OM: 11 vs. Mississippi State, 11-28-2008

OPPOSITION PASSING

Most Passes: 64 by Texas Tech, 9-27-2003; 61 by Memphis, 9-1-2007; 59 by Tulane, 10-9-99; 59 by Alabama, 9-19-2015; 59 by Mississippi State, 11-25-2021
Fewest Passes: 2 by Tulane, 9-26-36; 2 by Tulane, 10-28-39; 2 by George Washington, 10-9-36; 2 by LSU, 10-29-60
Most Completions: 45 by Mississippi State, 11-28-2020
Fewest Completions: 0 by 5 teams
Best Percentage: 100.0 by Georgia (6-6), 10-9-71
Most Yards Passing: 661 by Texas Tech, 9-27-2003; 489 by LSU, 11-16-2019; 442 by Arkansas, 11-7-2015; 419 by Florida State, 9-5-2016
Fewest Yards Passing: 0 by 8 teams; 3 by Kentucky (3 comp.), 9-29-56

PASS INTERCEPTIONS

Most Intercepted by OM: 7 vs. Southwestern, 10-7-39; 7 vs. Houston, 10-22-66
Most Return Yards: 134 vs. George Washington, 10-29-38

OPPOSITION PUNTING

Most Punts: 18 by Union, 9-21-40
Fewest Punts: 0 by LSU, 11-16-2019
Most Yards Punted: 714 by LSU, 11-17-34
Fewest Yards Punted: 0 by LSU, 11-16-2019
Best Punting Avg. (7): 54.9 by Southern Miss, 9-30-72
Most Had Blocked: 2 vs. Tennessee, 11-8-47; 2 vs. Memphis State, 9-16-49; 2 vs. Vanderbilt, 10-10-53; 2 vs. Tulane, 10-17-53

OPPOSITION PUNT RETURNS

Most Punt Returns: 9 by LSU, 11-17-34; 9 by Missouri, 9-9-2006
Fewest Punt Returns: 0 by 100 teams
Most Return Yards: 177 by Georgia, 10-12-74
Best Return Average: 71.0 (1) by ULM, 10-6-2018
Fewest Return Yards: -16 by LSU, 11-1-69
Lowest Return Average: -5.3 by LSU, 11-1-69
Most Returns-Fewest Yards: 4 (-15) by Mississippi State, 11-20-76; 3 (-12) by Tennessee, 11-13-2010; 4 (-6) by Mississippi State, 11-23-91; 4 (-2) by Mississippi State, 11-25-99; 3 (-4) by Texas A&M, 11-10-2018

OPPOSITION KICKOFF RETURNS

(Minimum of 3)
Most Kickoff Returns: 9 by Memphis State, 9-19-52; 9 by Texas Tech, 9-27-2003
Fewest Kickoff Returns: 0 by 19 teams
Most Return Yards: 243 by Vanderbilt, 9-21-2002
Fewest Return Yards: -1 by Tennessee, 11-18-72; 0 by Alabama, 10-16-99; 0 by LSU, 11-16-2019; 0 by Vanderbilt, 11-20-2021; 2 by Arkansas, 10-20-2007
Best Return Average: 59.5 by Arkansas, 10-21-2006
Lowest Return Average: -0.5 by Tennessee, 11-18-72

OPPOSITION PENALTIES

Most Penalties: 15 by Alabama, 10-21-95; 15 by Florida State, 9-5-2016
Fewest Penalties: 0 by Chattanooga, 11-8-69; 0 by Alabama, 9-10-77; 0 by Memphis State, 9-4-82; 0 by ULL, 9-13-2014
Most Yards: 145 by Auburn, 11-1-2014
Fewest Yards: 0 by Chattanooga, 11-8-69; 0 by Alabama, 9-10-77; 0 by Memphis State, 9-4-82; 0 by ULL, 9-13-2014
Fewest Penalties – Most Yards: 1-36 by LSU, 11-2-68

OPPOSITION FUMBLES

Most Fumbles: 11 by Boston College, 10-5-51; 11 by Memphis State, 9-4-76
Fewest Fumbles: 0 in 110 games
Most Fumbles Lost: 7 by Boston College, 10-5-51; 7 by Memphis State, 9-18-71
Fewest Fumbles Lost: 0 in 227 games
Most Fumbles – Most Lost: 9 (-7) by Memphis State, 9-18-71; 11(-6) by Memphis State, 9-4-76
Most – Fewest Lost: 7 (-1) by Florida, 9-28-46; 8 (-2) by Tennessee, 11-15-75; 8 (-2) by Tulane, 8-31-91
Fewest, Both Teams: 0 in 25 games

SEASON

OPPOSITION SCORING

| | | |
|----------------------------|-----|------------|
| Most Points | 434 | 2018 |
| Fewest Points | 21 | 1959 |
| Most Touchdowns | 54 | 2018 |
| Fewest Touchdowns | 3 | 1959 |
| Most TD Rushing | 31 | 2016 |
| Fewest TD Rushing | 0 | 1963 |
| Most TD Passing | 26 | 2003, 2018 |
| Fewest TD Passing | 1 | 1956, 1957 |
| | | 1959, 1961 |
| Most TD Punt Returns | 4 | 1970 |
| Most TD Kickoff Returns | 3 | 1988 |
| | | 1939, 1951 |
| | | 1952, 1968 |
| | | 1976, 1977 |
| Most TD Pass Interceptions | 3 | 2005, 2010 |
| Most TD Int. Fumbles | 2 | 1941, 1949 |
| Most PAT | 54 | 2018 |
| Fewest PAT | 2 | 1954 |
| Most Times Opp. Shut Out | 7 | 1933, 1959 |

OPPOSITION FIRST DOWNS

| | | |
|--------------------|-----|------|
| Most First Downs | 321 | 2021 |
| Fewest First Downs | 71 | 1963 |
| Most FD Rushing | 164 | 1983 |
| Fewest FD Rushing | 41 | 1963 |
| Most FD Passing | 157 | 2015 |
| Fewest FD Passing | 23 | 1963 |
| Most FD Penalty | 48 | 1983 |
| Fewest FD Penalty | 2 | 1956 |

OPPOSITION TOTAL OFFENSE

| | | |
|-----------------------|-------|------|
| Most Plays | 1029 | 2015 |
| Fewest Plays | 439 | 1963 |
| Most Yards (Net) | 5801 | 2018 |
| Most Yards Averaged | 519.0 | 2020 |
| Fewest Yards (Net) | 1221 | 1963 |
| Fewest Yards Averaged | 135.1 | 1963 |

OPPOSITION RUSHING

| | | |
|-----------------------|-------|------|
| Most Plays | 606 | 1981 |
| Fewest Plays | 300 | 1962 |
| Most Yards (Net) | 2956 | 2016 |
| Most Yards Averaged | 255.5 | 1980 |
| Fewest Yards (Net) | 610 | 1962 |
| Fewest Yards Averaged | 67.8 | 1962 |

OPPOSITION PASSING

| | | |
|--------------------|------|------|
| Most Attempts | 533 | 2015 |
| Fewest Attempts | 118 | 1956 |
| Most Completions | 319 | 2015 |
| Fewest Completions | 44 | 1957 |
| Highest Percentage | 68.0 | 2020 |
| Lowest Percentage | 31.8 | 1950 |
| Most Yards | 3589 | 2003 |
| Fewest Yards | 500 | 1957 |

OPPOSITION PENALTIES

| | | |
|----------------------|-----|------|
| Most Against | 101 | 1995 |
| Most Yards Against | 892 | 1995 |
| Fewest Against | 23 | 1948 |
| Fewest Yards Against | 195 | 1939 |

PASS INTERCEPTIONS

| | | |
|-------------------------|-----|------|
| Most Opp. Passes Int. | 28 | 1940 |
| Fewest Opp. Passes Int. | 3 | 2006 |
| Most Return Yards | 431 | 1938 |
| Fewest Return Yards | 28 | 2022 |

OPPOSITION PUNTING

| | | |
|------------------------|------|------------|
| Most Punts | 113 | 1940 |
| Fewest Punts | 37 | 2020 |
| Most Yards Punted | 4165 | 1940 |
| Fewest Yards Punted | 1613 | 2020 |
| Best Punting Avg. | 44.1 | 2021 |
| Lowest Punting Avg. | 32.5 | 1959 |
| Most Punts Had Blocked | 5 | 1947, 1953 |

OPPOSITION PUNT RETURNS

| | | |
|---------------------------|------|------------|
| Most Punt Returns | 52 | 1938 |
| Fewest Punt Returns | 6 | 1961, 2020 |
| Most Yards Punt Returns | 509 | 1946 |
| Fewest Yards Punt Returns | 27 | 1961 |
| Best Return Average | 14.6 | 1949 |
| Lowest Return Average | 2.3 | 1990 |

OPPOSITION KICKOFF RETURNS

| | | |
|------------------------------|------|------------|
| Most Kickoff Returns | 63 | 2008 |
| Fewest Kickoff Returns | 15 | 1946, 2005 |
| Most Yards Kickoff Returns | 1411 | 2009 |
| Fewest Yards Kickoff Returns | 247 | 2005 |
| Best Return Average | 31.9 | 1946 |
| Lowest Return Average | 12.7 | 1948 |

OPPOSITION FUMBLES

| | | |
|---------------------|----|------------|
| Most Fumbles | 47 | 1951, 1976 |
| Most Fumbles Lost | 29 | 1971 |
| Fewest Fumbles | 11 | 2017 |
| Fewest Fumbles Lost | 3 | 1995 |

ALL-TIME FINAL RANKINGS

| Season | AP | UPI | INS | FWAA | Coaches |
|--------|----|-----|-----|------|---------|
| 1941 | 17 | — | — | — | — |
| 1947 | 13 | — | — | — | — |
| 1948 | 15 | — | — | — | — |
| 1952 | 7 | 7 | 7 | — | — |
| 1954 | 6 | 6 | 6 | — | — |
| 1955 | 10 | 9 | 9 | — | — |
| 1957 | 7 | 8 | 8 | — | — |
| 1958 | 11 | 12 | — | — | — |
| 1959 | 2 | 2 | — | 2 | — |
| 1960 | 2 | 3 | — | 1 | — |
| 1961 | 5 | 5 | — | — | — |
| 1962 | 3 | 3 | — | 3 | — |
| 1963 | 7 | 7 | — | — | — |
| 1964 | — | 20 | — | — | — |
| 1965 | — | 17 | — | — | — |
| 1966 | — | 12 | — | — | — |
| 1969 | 8 | 13 | — | — | — |
| 1970 | 20 | — | — | — | — |
| 1971 | 15 | 20 | — | — | — |
| 1990 | 21 | 23 | — | — | 21 |
| 1992 | 16 | 16 | — | — | 16 |
| 1997 | 22 | — | — | — | 22 |
| 1999 | 22 | — | — | — | 22 |
| 2003 | 13 | — | — | — | 14 |
| 2008 | 14 | — | — | — | 15 |
| 2009 | 20 | — | — | — | 21 |
| 2014 | 17 | — | — | — | 19 |
| 2015 | 10 | — | — | — | 9 |
| 2021 | 11 | — | — | — | 11 |

THE PERFECT TEAM

1962 ... The year stands as a benchmark of change in the life of Ole Miss.

Legendary Rebel Head Coach John Vaught and his football team not only put together the only perfect season in the history of Ole Miss football, but they also captured the Billingsley, Litkenhous and Sagarin ratings national titles and their fifth SEC championship. The season's highlight came when the Rebels were invited to the prestigious Sugar Bowl, where they defeated the Arkansas Razorbacks 17-13. Vaught garnered SEC Coach of the Year honors.

Those associated with the 1962 team donated the funds for the "Walk of Champions" arch, located at the entrance to the Grove near the Student Union plaza. The site is the route for the football team's traditional "walk through The Grove" on game days. It was dedicated in the fall of 1998.

The purpose of the arch is to remind all athletes that they play for national championships, SEC championships and Ole Miss pride. The names of the coaches,

players, trainers and managers who won the hearts of Rebel fans with their spirit and tenacity are listed on a plaque.

"Joe Wilkins, Larry 'Leo' Johnson and I first discussed the idea of an arch in the fall of 1997 while we were visiting in the Grove, and we agreed to pursue it," said Samuel W. Owen of Nashville, a member of the 1962 team. "We want the arch to stand as a symbol of what can be accomplished with teamwork, loyalty and trust."



TOP TEAM PERFORMANCES

TOTAL OFFENSE

SINGLE GAME

| Opponent, Date | Total Plays | Total Gain | Play Avg | TD |
|---------------------------------|-------------|------------|----------|----|
| 1. ULM, 10-6-2018 | 69 | 826 | 11.9 | 10 |
| 2. Troy, 11-16-2013 | 93 | 751 | 8.1 | 7 |
| 3. South Carolina, 11-14-2020 | 80 | 708 | 8.9 | 8 |
| 4. Tulane, 9-18-2021 | 94 | 707 | 7.5 | 9 |
| 5. Arkansas, 11-19-2022 | 89 | 703 | 7.9 | 3 |
| 6. New Mexico State, 10-10-2015 | 69 | 665 | 9.6 | 7 |
| 7. UT Martin, 9-5-2015 | 64 | 662 | 10.3 | 10 |
| 8. Kent State, 9-22-2018 | 65 | 651 | 10.0 | 5 |
| 9. Alabama, 10-10-2020 | 86 | 647 | 7.5 | 6 |
| 10. Southern Illinois, 9-8-2018 | 56 | 646 | 11.5 | 9 |
| 11. Vanderbilt, 10-31-2020 | 79 | 641 | 8.1 | 8 |
| Louisiana, 11-11-2017 | 79 | 641 | 8.1 | 7 |
| 13. Presbyterian, 11-8-2014 | 66 | 640 | 9.7 | 7 |
| 14. Austin Peay, 9-11-2021 | 82 | 630 | 7.5 | 6 |
| 15. Memphis, 10-1-2016 | 88 | 624 | 7.1 | 5 |
| 16. Auburn, 11-10-51 | 62 | 623 | 10.1 | 6 |
| 17. South Carolina, 11-3-2018 | 81 | 616 | 7.6 | 5 |
| 18. LSU, 11-16-2019 | 71 | 614 | 8.6 | 5 |
| 19. Florida, 9-26-2020 | 78 | 613 | 7.9 | 5 |
| 20. Louisiana-Monroe, 9-13-2003 | 77 | 612 | 7.9 | 7 |

SEASON

| Year | Total Plays | Total Gain | Game Avg | Play Avg | TD |
|----------|-------------|------------|----------|----------|----|
| 1. 2020 | 797 | 5555 | 555.5 | 7.0 | 54 |
| 2. 2015 | 952 | 6731 | 517.8 | 7.1 | 64 |
| 3. 2018 | 860 | 6126 | 510.5 | 7.1 | 49 |
| 4. 2022 | 1001 | 6453 | 496.4 | 6.4 | 56 |
| 5. 2021 | 1017 | 6402 | 492.5 | 6.3 | 56 |
| 6. 2013 | 1018 | 6153 | 473.3 | 6.0 | 48 |
| 7. 2016 | 905 | 5572 | 464.3 | 6.2 | 47 |
| 8. 2017 | 804 | 5548 | 462.3 | 6.9 | 48 |
| 9. 2019 | 891 | 5343 | 445.2 | 6.0 | 41 |
| 10. 2003 | 940 | 5631 | 433.2 | 6.0 | 49 |
| 11. 2012 | 962 | 5509 | 423.8 | 5.7 | 49 |
| 12. 1961 | 674 | 4192 | 419.2 | 6.3 | 44 |
| 13. 2014 | 904 | 5448 | 419.1 | 6.0 | 49 |
| 14. 2001 | 839 | 4565 | 415.0 | 5.4 | 55 |
| 15. 2008 | 860 | 5299 | 407.6 | 6.2 | 52 |
| 16. 2009 | 880 | 5231 | 402.4 | 5.9 | 49 |
| 17. 2010 | 826 | 4798 | 399.8 | 5.8 | 46 |
| 18. 1998 | 821 | 4320 | 392.7 | 5.3 | 30 |
| 19. 1980 | 829 | 4286 | 389.6 | 5.2 | 36 |
| 20. 1954 | 664 | 3875 | 387.5 | 5.8 | 41 |

SCORING

SINGLE GAME

| Opponent, Date | TD | EP | FG | TP |
|----------------------------------|----|----|----|-----|
| 1. Southwest Baptist, 10-29-1904 | — | — | — | 114 |
| 2. W. Tenn. Teach., 9-28-35 | 14 | 8 | 0 | 92 |
| 3. Union, 10-29-1920 | — | — | — | 86 |
| 4. W. Tenn. Normal, 10-1-1921 | — | — | — | 82 |
| 5. Southern Illinois, 9-8-2018 | 11 | 10 | 0 | 76 |
| UT Martin, 9-5-2015 | 11 | 10 | 0 | 76 |
| 7. Fresno State, 9-12-2015 | 10 | 10 | 1 | 73 |
| 8. UL Monroe, 10-6-2018 | 10 | 10 | 0 | 70 |
| 9. Southern Miss, 10-18-69 | 9 | 7 | 2 | #69 |
| 10. Vanderbilt, 10-27-79 | 9 | 9 | 0 | 63 |
| 11. Tulane, 9-18-2021 | 9 | 7 | 0 | 61 |
| Memphis State, 9-13-80 | 9 | 7 | 0 | 61 |

| | | | |
|------------------------------------|---|---|-----|
| 13. Central Arkansas, 9-10-2022 | 8 | 1 | 59 |
| South Carolina, 11-14-2020 | 8 | 1 | 59 |
| Idaho, 10-26-2013 | 8 | 1 | 59 |
| Louisiana-Monroe, 11-15-2008 | 8 | 1 | 59 |
| Louisiana-Monroe, 9-13-2003 | 8 | 1 | 59 |
| Southern Illinois, 9-10-94 | 8 | 1 | 59 |
| 19. Vanderbilt, 10-14-2017 | 7 | 2 | #57 |
| 20. Louisiana-Lafayette, 9-13-2014 | 8 | 0 | 56 |
| Arkansas, 11-3-2001 | 4 | 1 | 56 |
| Indiana State, 9-9-95 | 8 | 0 | 56 |
| Houston, 11-8-58 | 8 | 0 | 56 |

Total includes safety

SEASON

| Year | TD | EP | FG | TP |
|----------|----|----|----|-----|
| 1. 2015 | 68 | 66 | 19 | 531 |
| 2. 2003 | 52 | 49 | 25 | 442 |
| 3. 2021 | 56 | 53 | 15 | 438 |
| 4. 2022 | 56 | 50 | 15 | 435 |
| 5. 2008 | 52 | 52 | 17 | 417 |
| 6. 2012 | 51 | 49 | 18 | 409 |
| 7. 2018 | 49 | 47 | 22 | 407 |
| 8. 2017 | 48 | 43 | 19 | 394 |
| 9. 2020 | 54 | 46 | 6 | 392 |
| 10. 2016 | 47 | 41 | 22 | 391 |
| 2001 | 55 | 48 | 3 | 391 |
| 12. 2013 | 49 | 44 | 16 | 390 |
| 13. 2009 | 49 | 45 | 15 | 384 |
| 14. 2014 | 49 | 47 | 9 | 368 |
| 15. 2010 | 46 | 43 | 16 | 367 |
| 16. 2002 | 43 | 42 | 15 | 351 |
| 17. 1959 | 45 | 34 | 5 | 329 |
| 18. 1961 | 47 | 33 | 3 | 326 |
| 19. 1971 | 44 | 40 | 5 | 322 |
| 20. 2019 | 41 | 36 | 11 | 319 |

RUSHING

SINGLE GAME

| Opponent, Date | No | Net | Avg | TD |
|---------------------------------|----|-----|------|----|
| 1. Auburn, 11-10-51 | 53 | 515 | 9.7 | 5 |
| 2. Memphis State, 9-21-51 | 74 | 464 | 6.3 | 5 |
| 3. Arkansas, 11-19-2022 | 53 | 463 | 8.7 | 2 |
| 4. Chattanooga, 11-10-62 | 69 | 454 | 6.6 | 6 |
| 5. Union, 9-21-40 | 54 | 449 | 8.5 | 6 |
| 6. Auburn, 10-15-2022 | 69 | 448 | 6.5 | 3 |
| 7. New Mexico State, 11-9-2019 | 61 | 447 | 7.3 | 5 |
| 8. Vanderbilt, 10-27-79 | 72 | 443 | 6.2 | 9 |
| 9. Tennessee, 11-12-77 | 74 | 433 | 5.9 | 6 |
| 10. Boston College, 10-7-50 | 59 | 429 | 7.3 | 6 |
| 11. Fresno State, 9-25-2010 | 47 | 425 | 9.0 | 4 |
| 12. Chattanooga, 11-5-49 | 52 | 419 | 8.1 | 5 |
| 13. Tennessee, 11-15-75 | 68 | 417 | 6.1 | 2 |
| 14. Tulane, 10-11-57 | 60 | 416 | 6.9 | 6 |
| 15. Vanderbilt, 10-5-2019 | 44 | 413 | 9.4 | 4 |
| Memphis State, 11-5-55 | 51 | 413 | 8.1 | 6 |
| 17. Memphis State, 19-22-50 | 75 | 412 | 5.5 | 5 |
| 18. Mississippi State, 11-25-72 | 74 | 409 | 5.5 | 6 |
| 19. Mississippi State, 11-26-49 | 80 | 404 | 5.1 | 4 |
| 20. LSU, 11-16-2019 | 44 | 402 | 9.1 | 4 |
| Presbyterian, 11-8-2014 | 36 | 402 | 11.2 | 4 |

SEASON

| Year | No | Net | Game Avg | Play Avg | TD |
|----------|-----|------|----------|----------|----|
| 1. 1957 | 582 | 3063 | 306.3 | 5.3 | 24 |
| 2. 1951 | 559 | 2796 | 279.6 | 5.0 | 28 |
| 3. 2022 | 614 | 3336 | 256.6 | 5.4 | 33 |
| 4. 1949 | 531 | 2529 | 252.0 | 4.8 | 27 |
| 5. 2019 | 559 | 3015 | 251.2 | 5.4 | 29 |
| 6. 1952 | 578 | 2429 | 242.9 | 4.2 | 27 |
| 7. 1962 | 467 | 2152 | 239.1 | 4.6 | 17 |
| 8. 1959 | 528 | 2391 | 239.1 | 4.5 | 33 |
| 9. 1961 | 472 | 2365 | 236.5 | 5.0 | 25 |
| 10. 1954 | 489 | 2321 | 232.1 | 4.7 | 31 |
| 11. 1950 | 541 | 2303 | 230.3 | 4.3 | 20 |
| 12. 1955 | 472 | 2294 | 229.4 | 4.9 | 20 |
| 13. 1960 | 475 | 2283 | 228.3 | 4.8 | 18 |
| 14. 1971 | 580 | 2394 | 217.6 | 4.1 | 26 |
| 15. 2021 | 588 | 2829 | 217.6 | 4.8 | 33 |
| 16. 1977 | 593 | 2342 | 212.9 | 3.9 | 20 |
| 17. 1979 | 555 | 2334 | 212.2 | 4.2 | 26 |
| 18. 1939 | 399 | 1898 | 210.9 | 4.7 | 21 |
| 19. 2020 | 462 | 2106 | 210.6 | 4.6 | 23 |

PASSING

SINGLE GAME

| Opponent, Date | A | C | Yds | TD |
|--------------------------------|----|----|-----|----|
| 1. ULM, 10-6-2018 | 31 | 34 | 517 | 5 |
| 2. South Carolina, 11-14-2020 | 32 | 28 | 513 | 4 |
| 3. UT Martin, 9-9-2017 | 43 | 32 | 489 | 5 |
| 4. Southern Illinois, 9-8-2018 | 24 | 35 | 479 | 5 |
| 5. Auburn, 10-29-2016 | 59 | 36 | 465 | 3 |
| 6. Vanderbilt, 11-17-2018 | 32 | 52 | 457 | 2 |
| 7. Vanderbilt, 10-31-2020 | 37 | 32 | 449 | 7 |
| 8. Vanderbilt, 10-8-2022 | 32 | 25 | 448 | 3 |
| 9. Florida, 9-26-2020 | 33 | 24 | 443 | 3 |
| 10. Kent State, 9-22-2018 | 28 | 38 | 442 | 2 |
| 11. Memphis, 10-17-2015 | 48 | 34 | 440 | 3 |
| 12. Alabama, 10-4-69 | 52 | 33 | 436 | 2 |
| 13. South Alabama, 9-2-2017 | 35 | 28 | 429 | 4 |
| 14. Arkansas, 11-9-2013 | 38 | 29 | 428 | 3 |
| 15. Alabama, 9-17-2016 | 40 | 26 | 421 | 3 |
| 16. Louisiana, 11-11-2017 | 36 | 28 | 418 | 3 |
| 17. Arkansas, 10-26-2002 | 56 | 42 | 414 | 2 |
| 18. Arkansas State, 9-16-89 | 35 | 23 | 412 | 3 |
| 19. Texas Tech, 9-27-2003 | 49 | 29 | 409 | 3 |
| 20. Vanderbilt, 11-10-2012 | 50 | 31 | 403 | 1 |

SEASON

| Year | A | C | Yards | Pct | Game Avg | TD |
|----------|-----|-----|-------|------|----------|----|
| 1. 2018 | 441 | 282 | 4157 | 63.9 | 346.4 | 21 |
| 2. 2020 | 335 | 238 | 3449 | 71.0 | 344.9 | 30 |
| 3. 2015 | 489 | 318 | 4351 | 65.0 | 334.7 | 35 |
| 4. 2017 | 434 | 281 | 3941 | 64.7 | 328.4 | 28 |
| 5. 2016 | 483 | 289 | 3779 | 59.8 | 314.9 | 27 |
| 6. 2003 | 449 | 282 | 3718 | 62.8 | 286.0 | 31 |
| 7. 2013 | 490 | 310 | 3683 | 63.3 | 283.3 | 24 |
| 8. 2021 | 429 | 286 | 3573 | 66.7 | 274.7 | 21 |
| 9. 2001 | 417 | 263 | 2978 | 63.1 | 270.7 | 31 |
| 10. 2002 | 486 | 283 | 3437 | 58.2 | 264.4 | 21 |
| 11. 2014 | 428 | 258 | 3427 | 60.3 | 263.6 | 24 |
| 12. 2012 | 411 | 261 | 3249 | 63.5 | 249.9 | 24 |
| 13. 1997 | 352 | 228 | 2667 | 64.8 | 242.5 | 12 |
| 14. 2022 | 387 | 239 | 3117 | 61.8 | 239.8 | 22 |
| 15. 2008 | 340 | 190 | 2875 | 55.9 | 221.2 | 27 |

| | | | | | | |
|---------------|-----|-----|------|------|-------|----|
| 16. 1995..... | 365 | 214 | 2431 | 58.6 | 221.0 | 14 |
| 17. 1989..... | 324 | 175 | 2426 | 54.0 | 220.5 | 11 |
| 18. 2009..... | 377 | 205 | 2844 | 54.4 | 218.8 | 20 |
| 19. 1969..... | 333 | 183 | 2174 | 55.0 | 217.4 | 10 |
| 20. 1998..... | 355 | 196 | 2382 | 55.2 | 216.5 | 11 |

TOTAL DEFENSE

SINGLE GAME

| Opponent, Date | Total Plays | Net Rush—Pass | | Total Yds |
|---------------------------------------|-------------|---------------|------|-----------|
| | | Rush | Pass | |
| 1. Sewanee, 11-12-38..... | 34 | 0 | — 0 | 0 |
| 2. Centenary, 10-14-39..... | 41 | 13 | — 2 | 15 |
| 3. Union, 9-21-40..... | 33 | 19 | — 0 | 19 |
| 4. Mississippi State, 11-28-2008..... | 56 | (-64) | —88 | 24 |
| Tennessee, 11-12-60..... | 42 | 16 | — 8 | 24 |
| 6. Vanderbilt, 10-13-56..... | 36 | 3 | —32 | 35 |
| 7. South Carolina, 10-4-47..... | 24 | 30 | — 8 | 38 |
| 8. Mississippi State, 11-26-66..... | 51 | 2 | —40 | 42 |
| 9. Chattanooga, 12-2-61..... | 35 | 42 | — 5 | 47 |
| Memphis State, 9-19-64..... | 20 | (-5) | —52 | 47 |
| 11. W. Tenn. Teachers, 11-18-39..... | 39 | (-15) | —63 | 48 |
| 12. Vanderbilt, 9-18-93..... | 50 | 32 | —19 | 51 |
| Southwestern, 10-14-41..... | 39 | 9 | —42 | 51 |
| Tulane, 10-16-54..... | 48 | 13 | —38 | 51 |
| South Carolina, 9-23-72..... | 48 | 27 | —24 | 51 |

SEASON

| Year | Total Plays | Total Gain | Game Avg | Play | | +TD |
|---------------|-------------|------------|----------|------|-----|-----|
| | | | | Avg | +TD | |
| 1. 1963..... | 439 | 1221 | 135.7 | 2.8 | 3 | |
| 2. 1962..... | 446 | 1280 | 142.2 | 2.8 | 5 | |
| 3. 1939..... | 444 | 1293 | 143.7 | 2.9 | 8 | |
| 4. 1961..... | 527 | 1453 | 145.3 | 2.7 | 3 | |
| 5. 1959..... | 517 | 1472 | 147.2 | 2.9 | 2 | |
| 6. 1960..... | 542 | 1675 | 167.5 | 2.3 | 8 | |
| 7. 1954..... | 536 | 1723 | 172.3 | 3.2 | 6 | |
| 8. 1966..... | 620 | 1751 | 175.1 | 2.8 | 6 | |
| 9. 1941..... | 532 | 1672 | 185.8 | 3.1 | 7 | |
| 10. 1947..... | 541 | 1931 | 193.1 | 3.6 | 14 | |
| 11. 1956..... | 572 | 1955 | 195.5 | 3.4 | 9 | |
| 12. 1946..... | 461 | 1786 | 198.4 | 3.9 | 20 | |
| 13. 1938..... | 626 | 2194 | 199.4 | 3.6 | 14 | |

+ Touchdowns allowed by rush-pass plays

OPPOSITION SCORING

SEASON

| Year | TD | EP | FG | TP |
|---------------|-----|----|----|-----|
| 1. 1910..... | 1 | 1 | 1 | 9 |
| 2. 1959..... | 3 | 3 | 0 | 21 |
| 3. 1963..... | 4 | 3 | 2 | 33 |
| 4. 1961..... | 4 | 4 | 4 | 40 |
| 1962..... | 6 | 4 | 0 | 40 |
| 6. 1966..... | 6 | 5 | 1 | *46 |
| 7. 1954..... | 7 | 2 | 1 | 47 |
| 8. 1957..... | 8 | 4 | 0 | 52 |
| 9. 1960..... | 9 | 5 | 1 | 64 |
| 1939..... | 10 | 4 | 0 | 64 |
| 11. 1958..... | 10 | 4 | 0 | 65 |
| 12. 1935..... | 9 | 6 | 0 | 66 |
| 13. 1941..... | +10 | 4 | 1 | 67 |
| 14. 1933..... | 12 | 7 | 0 | 79 |

* Total includes safety

+ Two touchdowns scored by interception fumble

OPPOSITION RUSHING

SINGLE GAME

| Opponent, Date | No | Gain | Loss | Net |
|---------------------------------------|----|------|------|-----|
| 1. Mississippi State, 11-28-2008..... | 27 | 62 | 126 | -64 |
| 2. Vanderbilt, 10-24-70..... | 29 | 45 | 67 | -22 |
| 3. W. Tenn. Teachers, 11-18-39..... | 23 | 35 | 50 | -15 |
| LSU, 1-1-60 Sugar Bowl..... | 32 | 49 | 64 | -15 |
| 5. Troy, 11-16-2013..... | 22 | 47 | 60 | -13 |
| 6. Memphis, 9-4-99..... | 30 | 62 | 70 | -8 |
| Florida, 9-28-46..... | 32 | 75 | 83 | -8 |
| 8. Memphis State, 9-19-64..... | 25 | 59 | 64 | -5 |
| 9. Tennessee, 10-18-2014..... | 28 | 61 | 61 | 0 |
| Sewanee, 11-12-38..... | 31 | 40 | 40 | 0 |
| 11. Georgia, 9-25-93..... | 26 | 68 | 67 | 1 |
| 12. Mississippi State, 11-26-66..... | 29 | 52 | 50 | 2 |
| Southern Miss, 9-29-73..... | 39 | 86 | 84 | 2 |
| 14. Vanderbilt, 10-13-56..... | 26 | 50 | 47 | 3 |
| 15. Kentucky, 9-29-62..... | 34 | 71 | 67 | 4 |
| 16. Tulane, 10-21-61..... | 35 | 74 | 67 | 7 |
| 17. Centenary, 10-22-38..... | 26 | 66 | 58 | 8 |
| 18. Southwestern, 10-4-41..... | 24 | 31 | 22 | 9 |
| 19. Vanderbilt, 10-8-60..... | 28 | 66 | 55 | 11 |
| 20. LSU, 10-30-65..... | 33 | 71 | 59 | 12 |

SEASON

| Year | Plays | Total Yds | Game Avg | Play Avg | TD |
|---------------|-------|-----------|----------|----------|----|
| 1. 1962..... | 300 | 610 | 67.8 | 2.0 | 3 |
| 2. 1966..... | 408 | 741 | 74.1 | 1.8 | 3 |
| 3. 1939..... | 302 | 675 | 75.0 | 2.2 | 4 |
| 4. 1963..... | 316 | 699 | 77.1 | 2.2 | 0 |
| 5. 1961..... | 378 | 804 | 80.4 | 2.1 | 2 |
| 6. 1992..... | 413 | 895 | 81.4 | 2.2 | 10 |
| 7. 2008..... | 411 | 1112 | 85.5 | 2.7 | 9 |
| 8. 1960..... | 386 | 881 | 88.1 | 2.3 | 4 |
| 9. 1954..... | 374 | 901 | 90.1 | 2.4 | 2 |
| 10. 1959..... | 385 | 939 | 93.9 | 2.4 | 1 |
| 11. 1965..... | 410 | 947 | 94.7 | 2.1 | 8 |
| 12. 1946..... | 340 | 876 | 97.3 | 2.6 | 5 |
| 13. 1993..... | 463 | 1127 | 102.5 | 2.4 | 8 |
| 14. 2003..... | 417 | 1332 | 102.5 | 3.2 | 11 |
| 15. 1947..... | 380 | 1075 | 107.5 | 2.8 | 7 |

OPPOSITION PASSING

SINGLE GAME

| Opponent, Date | A | C | I | Pct | Yds |
|----------------------------------|----|---|---|------|-----|
| 1. Sewanee, 11-12-38..... | 3 | 0 | 2 | 00.0 | 0 |
| Tulane, 10-28-39..... | 2 | 0 | 0 | 00.0 | 0 |
| Union, 9-21-40..... | 6 | 0 | 0 | 00.0 | 0 |
| Arkansas, 11-22-41..... | 8 | 0 | 0 | 00.0 | 0 |
| Tennessee, 11-17-51..... | 5 | 0 | 0 | 00.0 | 0 |
| Tulane, 10-20-56..... | 3 | 0 | 1 | 00.0 | 0 |
| LSU, 11-9-57..... | 5 | 0 | 0 | 00.0 | 0 |
| Alabama, 10-8-88..... | 11 | 0 | 3 | 00.0 | 0 |
| 9. Virginia Tech, 12-14-68..... | 7 | 1 | 2 | 14.3 | 2 |
| 10. Kentucky, 9-29-56..... | 7 | 3 | 1 | 42.9 | 3 |
| 11. Tulane, 9-26-36..... | 2 | 1 | 0 | 50.0 | 5 |
| LSU, 10-29-60..... | 2 | 1 | 0 | 50.0 | 5 |
| Chattanooga, 11-11-61..... | 6 | 1 | 1 | 14.3 | 5 |
| Tulane, 10-19-63..... | 9 | 4 | 0 | 44.4 | 5 |
| 15. LSU, 11-4-61..... | 4 | 1 | 1 | 25.0 | 6 |
| 16. Miss. Tchrs., 10-8-38..... | 10 | 1 | 2 | 10.0 | 7 |
| Georgetown, 9-26-41..... | 6 | 2 | 0 | 33.3 | 7 |
| Georgia, 10-8-77..... | 3 | 2 | 0 | 66.7 | 7 |
| 19. South Carolina, 10-4-47..... | 3 | 1 | 0 | 33.3 | 8 |
| Mississippi State, 11-30-57..... | 8 | 1 | 3 | 12.5 | 8 |
| Tennessee, 11-12-60..... | 7 | 2 | 0 | 28.6 | 8 |

SEASON

| Year | A | C | Yards | Pct | Avg | TD |
|---------------|-----|----|-------|------|------|----|
| 1. 1957..... | 133 | 44 | 500 | 33.1 | 50.0 | 1 |
| 2. 1956..... | 118 | 48 | 505 | 40.7 | 50.6 | 1 |
| 3. 1959..... | 132 | 61 | 533 | 46.2 | 53.3 | 1 |
| 4. 1941..... | 158 | 52 | 600 | 32.9 | 55.6 | 3 |
| 5. 1963..... | 123 | 47 | 522 | 38.2 | 58.0 | 3 |
| 6. 1961..... | 149 | 58 | 649 | 38.9 | 64.9 | 1 |
| 7. 1939..... | 142 | 50 | 618 | 35.2 | 68.7 | 4 |
| 8. 1962..... | 146 | 60 | 670 | 41.1 | 74.4 | 2 |
| 9. 1938..... | 177 | 65 | 830 | 36.7 | 75.6 | 6 |
| 10. 1960..... | 156 | 70 | 794 | 44.9 | 79.4 | 4 |
| 11. 1950..... | 163 | 52 | 796 | 31.8 | 79.6 | 4 |
| 12. 1954..... | 162 | 65 | 822 | 40.1 | 80.2 | 4 |
| 13. 1947..... | 161 | 63 | 836 | 39.5 | 83.6 | 7 |
| 14. 1940..... | 183 | 66 | 1005 | 36.1 | 91.4 | 6 |
| 15. 1958..... | 209 | 86 | 914 | 42.1 | 91.4 | 2 |



Peria Jerry and the Rebel defense held Mississippi State to a school-record -64 rushing yards in a dominating 45-0 victory in the 2008 Egg Bowl.

TEAM HIGHS & LOWS

LONGEST WINNING STREAKS

| Games | Years |
|-------|---------|
| 13 | 1955-56 |
| 10 | 1959-60 |
| 10 | 1960-61 |
| 10 | 1962 |
| 10 | 1971-72 |
| 9 | 1969-70 |
| 8 | 2013-14 |
| 8 | 1958-59 |
| 8 | 1947-48 |

LONGEST SCORING STREAKS

| Games | Years |
|-------|-----------|
| 151 | 1998-2013 |
| 99 | 2014-22 |
| 83 | 1986-93 |
| 70 | 1976-83 |
| 67 | 1986-91 |
| 47 | 1958-62 |
| 42 | 1986-89 |
| 41 | 1968-72 |
| 29 | 1993-95 |
| 27 | 2014-16 |
| 24 | 1950-53 |
| 23 | 1963-65 |

LONGEST UNBEATEN STREAKS

| Games | Years |
|-------|---------|
| 21 | 1959-60 |
| 19 | 1962-63 |
| 13 | 1955-56 |

HIGHEST WINNING SCORES

| Score | Team | Date |
|-------|--------------------|------------|
| 114-0 | SWBU* | 10-29-1904 |
| 92-0 | W. Tenn. Teachers^ | 9-28-35 |
| 86-0 | Union | 10-29-20 |
| 82-0 | W. Tenn. Normal^ | 10-1-21 |
| 76-3 | UT Martin | 9-5-2015 |
| 76-41 | Southern Illinois | 9-8-2018 |
| 73-21 | Fresno State | 9-12-2015 |
| 70-21 | ULM | 10-6-2018 |
| 69-7 | Southern Miss | 10-18-69 |
| 64-0 | Union | 9-26-30 |
| 63-28 | Vanderbilt | 10-27-79 |
| 62-0 | St. Thomas Hall | 10-20-1894 |
| 61-0 | Hendrix | 10-14-16 |
| 61-7 | Memphis State^ | 9-13-80 |
| 61-21 | Tulane | 9-18-2021 |
| 59-42 | South Carolina | 11-14-2020 |
| 59-0 | Louisiana-Monroe | 11-15-2008 |
| 59-3 | Central Arkansas | 9-10-2022 |
| 59-3 | Southern Illinois | 9-10-94 |
| 59-14 | Louisiana-Monroe | 9-13-2003 |
| 59-14 | Idaho | 10-26-2013 |
| 58-0 | College of Ozarks | 9-24-27 |
| 58-0 | Chattanooga | 11-7-59 |

* Now known as Union University
^ Now known as Memphis

THE LONGEST GAME

The November 3, 2001 contest between Ole Miss and Arkansas in Oxford kicked off at 6:06 p.m. (CT), and four hours and 14 minutes later, coaches, players, fans, media members and an ESPN2 national audience saw a game that will go down in the college football record books.

The Rebels and Razorbacks stood toe-to-toe in an epic, seven overtime battle, that saw the Hogs come out on top 58-56. It was tied for the longest OT game in NCAA history, and it remains the highest scoring game (both teams combined) on the Ole Miss all-time charts.

LOWEST WINNING SCORES

(1933-present)

| Score | Team | Date |
|-------|----------------------|----------|
| 3-0 | Memphis | 9-4-99 |
| 6-0 | Houston | 11-8-52 |
| 6-0 | Centenary | 9-28-35 |
| 7-6 | Mississippi State | 11-24-45 |
| 7-3 | Florida (Gator Bowl) | 12-27-58 |
| 7-3 | Mississippi State | 12-1-34 |
| 7-3 | Memphis State | 9-3-77 |
| 7-3 | Memphis State | 9-19-81 |
| 7-0 | Marquette | 10-14-33 |
| 9-7 | Arkansas | 10-26-46 |
| 10-6 | Memphis | 9-2-2005 |

HIGHEST SCORES-BOTH TEAMS

(1933-present)

| Points | Score | Team | Year |
|--------|-------|---------------------------|------------|
| 117 | 76-41 | Southern Illinois | 9-8-2018 |
| 114 | 56-58 | Arkansas (7 ot) | 11-3-2001 |
| 111 | 48-63 | Alabama | 10-10-2020 |
| 105 | 52-53 | Arkansas (ot) | 11-7-2015 |
| 103 | 52-51 | Arkansas | 10-9-2021 |
| 101 | 53-48 | LSU | 12-19-2020 |
| 101 | 59-42 | South Carolina | 11-14-2020 |
| 97 | 31-66 | Texas | 9-15-2012 |
| 97 | 48-49 | Jacksonville State (2 ot) | 9-4-2010 |
| 95 | 37-58 | LSU | 11-16-2019 |
| 94 | 73-21 | Fresno State | 9-12-2015 |
| 94 | 45-49 | Texas Tech | 9-27-2003 |
| 94 | 35-59 | Alabama | 9-20-80 |
| 93 | 55-38 | Fresno State | 9-25-2010 |
| 92 | 57-35 | Vanderbilt | 10-14-2017 |
| 92 | 92-0 | W. Tenn. Teachers^ | 9-28-35 |
| 92 | 44-48 | South Carolina | 11-3-2018 |
| 91 | 70-21 | ULM | 10-6-2018 |
| 91 | 43-48 | Alabama | 9-17-2016 |
| 91 | 63-28 | Vanderbilt | 10-27-79 |
| 90 | 31-59 | Alabama | 9-28-2019 |
| 89 | 48-41 | SMU (ot) | 9-26-98 |
| 89 | 27-62 | Alabama | 10-7-89 |
| 87 | 38-49 | West Virginia | 12-27-2000 |
| 86 | 35-51 | Florida | 9-26-2020 |
| 83 | 42-41 | Kentucky | 10-3-2020 |
| 83 | 43-40 | South Carolina | 11-1-2003 |
| 83 | 45-38 | Vanderbilt | 9-21-2002 |



Jason Armstead (9) is congratulated by Doug Zeigler (89), following one of Armstead's three TDs versus the Razorbacks.

| | | | |
|----|-------|-------------------|------------|
| 83 | 43-40 | UNLV (ot) | 10-28-2000 |
| 82 | 48-34 | Auburn | 10-15-2022 |
| 82 | 31-51 | Auburn | 10-30-2010 |
| 82 | 61-21 | Tulane | 9-18-2021 |
| 81 | 47-34 | Texas Tech | 1-2-2009 |
| 80 | 52-28 | Vanderbilt | 10-8-2022 |
| 80 | 43-37 | Alabama | 9-19-2015 |
| 79 | 34-45 | Florida State | 9-5-2016 |
| 79 | 76-3 | UT Martin | 9-5-2015 |
| 79 | 38-41 | Texas A&M | 10-12-2013 |
| 79 | 36-43 | LSU | 11-20-2010 |
| 78 | 34-44 | Memphis | 9-6-2003 |
| 78 | 17-61 | LSU | 12-5-70 |
| 77 | 42-35 | Kentucky | 10-2-2010 |
| 76 | 48-28 | Memphis | 10-1-2016 |
| 76 | 35-41 | LSU | 11-17-2012 |
| 76 | 49-27 | UCA | 9-1-2012 |
| 76 | 28-48 | Arkansas | 10-26-2002 |
| 76 | 69-7 | Southern Miss | 10-18-69 |
| 75 | 54-21 | Vanderbilt | 10-31-2020 |
| 75 | 37-38 | Arkansas | 10-28-2017 |
| 75 | 20-55 | Mississippi State | 11-26-2016 |
| 75 | 45-30 | Mississippi State | 11-23-2000 |

^ Now known as Memphis

LOWEST WINNING SCORES

(Prior to 1933)

| Points | Score | Team | Date |
|--------|-------|--------------------------|------------|
| 1 | 1-0 | Castle Heights (Forfeit) | 10-12-12 |
| 2 | 2-0 | Memphis Med. College | 10-5-10 |
| 2 | 2-0 | Memphis A.C. | 11-23-1895 |

HIGHEST SCORES-BOTH TEAMS

(Prior to 1933)

| Points | Score | Team | Date |
|--------|-------|------------------|----------|
| 114 | 114-0 | SWBU* | 10-29-04 |
| 91 | 0-91 | Vanderbilt | 10-23-15 |
| 86 | 86-0 | Union | 10-29-20 |
| 82 | 82-0 | W. Tenn. Normal^ | 10-1-21 |
| 76 | 7-69 | Sewanee | 11-10-17 |
| 73 | 7-66 | Texas | 11-17-14 |
| 69 | 0-69 | Vanderbilt | 10-15-04 |
| 67 | 14-53 | Texas | 11-13-12 |
| 65 | 0-65 | Mississippi A&M~ | 11-6-15 |
| 65 | 0-65 | Sewanee | 10-26-07 |

* Now known as Union University

^ Now known as Memphis

~ Now known as Mississippi State

LONGEST PLAYS 1914-32

| Player (Date), Opponent | Type | Yards |
|---|----------------|-------|
| Jack Burke (10-3-31), Alabama | Kickoff Return | 109 |
| Kirk Haynes (10-30-31), Marquette | Kickoff Return | 104 |
| B.L. "Pinky" Roberts (10-17-14), LSU | Fumble Return | 99 |
| Guy Turnbow (10-8-32), Howard | Punt | 89 |
| Calvin Barbour (11-5-21), Miss. College | Pass Int. | 88 |
| Calvin Barbour (11-5-21), Tenn. Meds | Kickoff Return | 85 |
| Kirk Haynes (10-8-32), Howard | Rush | 82 |
| Tad Smith (11-6-26), Southwestern | Rush | 80 |
| Hubby Walker (11-6-26), Southwestern | Punt | 80 |
| Lacey Biles (1-27-24), Millsaps | Rush | 78 |
| Tad Smith (11-3-28), Clemson | Punt Return | 77 |
| Neal Biggers (10-25-30), Chicago U. | Punt Return | 75 |
| L. A. Ross (10-25-30), Southwestern | Pass Int. | *69 |
| Calvin Barbour (11-11-22), Millsaps | Pass Int. | 65 |
| Hubby Walker (10-22-27), Southwestern | Rush | 65 |
| L. A. Ross (11-14-30), Southwestern | Kickoff Return | *65 |
| J. B. Epstein (11-11-22), Hendrix | Kickoff Return | *60 |
| Brad White (11-26-31), Mississippi St. | Rush | 60 |

* Did Not Score

(NOTE: Modern Ole Miss records, dated from 1933, are presented elsewhere in the Rebel Football Guide. Few team records were kept prior to the formation of the Southeastern Conference. Individual statistical achievements can be presented, however, and the table above is an effort in that direction. Additional material, if documented, will be welcome.)

LONGEST PLAYS SINCE 1933

RUSHING

| Yards | Player, Opponent, Date |
|-------|---|
| 97 | John Avery, Arkansas, 11-6-97 |
| 92 | Ray Brown, Texas, 1-1-58 |
| 91 | Jaylen Walton, Mississippi State, 11-29-2014 |
| 87 | Harol Lofton, Arkansas, 10-24-53 |
| 86 | Dexter McCluster, Oklahoma State, 1-2-2010 |
| 85 | Showboat Boykin, Mississippi State, 12-1-51 |
| 84 | Snoop Conner, Vanderbilt, 10-5-2019 |
| 84 | Deuce McAllister, Georgia, 11-20-99 |
| 83 | Charlie Conerly, Georgia, 10-10-42 |
| 82 | Houston Patton, North Texas, 11-7-53 |
| 80 | Deuce McAllister, Oklahoma, 12-31-99 |
| 80 | Leon Perry, Mississippi State, 11-20-76 |
| 80 | Bobby Yandell, Arkansas, 11-22-41 |
| 79 | Dexter McCluster, Auburn, 10-31-2009 |
| 79 | Steve Hindman, Virginia Tech, 12-14-68 |
| 78 | Jerrion Ealy, Vanderbilt, 10-5-2019 |
| 78 | Eugene Brazley, New Mexico State, 10-10-2015 |
| *78 | Gene Allen, Southern Miss, 9-29-73 |
| 78 | Junie Hovious, Tulane, 10-25-41 |
| 77 | Harol Lofton, Mississippi State, 11-29-52 |
| 77 | Bobby Wilson, Mississippi State, 11-29-47 |
| 76 | Steve Hindman, Vanderbilt, 11-25-67 |
| 76 | Lindy Callahan, Auburn, 11-10-51 |
| 75 | John Rhys Plumlee, New Mexico State, 11-9-2019 |
| 74 | John Avery, Tennessee, 10-6-97 |
| 74 | Buford McGee, Memphis State, 9-15-79 |
| 74 | Jimmy Patton, Houston, 11-13-54 |
| 73 | Jordan Wilkins, Presbyterian, 11-8-2014 |
| 72 | Deuce McAllister, Mississippi State, 11-23-2000 |
| *72 | A. J. Holloway, Mississippi State, 11-26-60 |
| 71 | Brandon Bolden, Fresno State, 9-25-2010 |
| 71 | Dexter McCluster, Tennessee, 11-14-2009 |
| 71 | Merle Hapes, Union, 9-21-40 |

* Did Not Score

PASSING

| Yards | Player, Opponent, Date |
|-------|---|
| *88 | Jevan Snead to Mike Wallace, ULM, 11-15-2008 |
| 86 | Jevan Snead to Shay Hodge, Florida, 9-27-2008 |
| 84 | Jordan Ta'amu to A.J. Brown, Vanderbilt, 11-17-2018 |
| *83 | Bo Wallace to Evan Ingram, Miss. St., 11-29-2014 |
| 83 | Josh Nelson to LeMay Thomas, Miss. St., 11-26-94 |
| 83 | Glynn Griffing to Charles Morris, Houston, 10-14-61 |
| 82 | Tom Luke to Tyrone Ashley, Tennessee, 11-16-91 |
| 81 | Matt Corral to Braylon Sanders, MSU, 11-28-2020 |
| 81 | Merle Hapes to Junie Hovious, Vanderbilt, 11-4-39 |
| 80 | Lawrence Adams to Eddie Small, No. Illinois, 11-13-93 |
| 79 | Eli Manning to Chris Collins, Vanderbilt, 9-21-2002 |
| 79 | Houston Patton to Dave Dickerson, Villanova, 10-2-54 |
| 78 | Eli Manning to Mike Espy, Vanderbilt, 9-21-2002 |
| 78 | Romaro Miller to Syniker Taylor, Arkansas, 11-6-99 |
| 78 | Jake Gibbs to Bobby Crespino, Vanderbilt, 10-10-59 |
| 77 | Jordan Ta'amu to A.J. Brown, Miss. State, 11-23-2017 |
| 77 | Shea Patterson to A.J. Brown, South Alabama, 9-2-2017 |
| 77 | Bo Wallace to Donte Moncrief, Miss. State, 11-24-2012 |
| 77 | Seth Adams to Mike Wallace, Florida, 9-22-2007 |
| 77 | Eli Manning to Chris Collins, Miss. State, 11-28-2002 |
| 77 | Romaro Miller to Cory Peterson, Memphis, 9-5-98 |
| 77 | Kent Austin to J. R. Ambrose, LSU, 11-3-84 |
| 77 | Tim Ellis to James Reed, Tulane, 11-30-74 |
| 76 | Bo Wallace to Cody Core, Boise State, 8-28-2014 |
| 75 | Jordan Ta'amu to D.K. Metcalf, Alabama, 9-15-2018 |
| 75 | Bo Wallace to Ja-Mes Logan, Arkansas, 11-9-2013 |
| 75 | Bo Wallace to Donte Moncrief, Texas, 9-15-2012 |
| 75 | Bruce Newell to Bobby Wade, LSU, 10-29-66 |
| *74 | Rocky Byrd to Jack Stribling, Miss. St., 11-26-49 |
| 73 | Chad Kelly to Cody Core, Alabama, 9-19-2015 |
| 73 | Perry Lee Dunn to Larry Smith, Houston, 10-14-61 |
| 72 | Jaxson Dart to Jonathan Mingo, Vanderbilt, 10-8-2022 |
| 72 | Shea Patterson to DaMarkus Lodge, California, 9-16-2017 |
| 72 | Jevan Snead to Mike Wallace, Miss. State, 11-28-2008 |
| 72 | Dan Patch to Bob McCain, Tennessee, 10-7-44 |
| 72 | Clarence Hapes, J. Poole, N. Peters, Union, 9-19-36 |
| 71 | Jaxson Dart to Jonathan Mingo, Vanderbilt, 10-8-2022 |
| 71 | Shea Patterson to D.K. Metcalf, California, 9-16-17 |
| 71 | Shea Patterson to A.J. Brown, South Alabama, 9-2-17 |
| 71 | Romaro Miller to Joe Gunn, Arkansas State, 9-18-99 |
| *71 | James Blalock to Leroy Reed, LSU, 11-3-56 |

* Did Not Score

FIELD GOALS

Prior to 1959, modern-era college field goals were measured from the line of scrimmage to the goalposts. Since 1959, they have been measured from point of origin to the goalposts. To adjust, all goals kicked prior to 1959 were lengthened by seven yards. This rule was a suggested option in 1958.

| Yards | Player, Opponent, Date |
|-------|--|
| 59 | Cloyce Hinton, Georgia, 10-11-69 |
| 58 | Cloyce Hinton, Houston, 11-7-70 |
| 57 | Bryan Owen, Tulane, 11-5-88 |
| 54 | Jonathan Nichols, Vanderbilt, 8-30-2003 |
| 54 | Tim Montz, Vanderbilt, 9-21-96 |
| 53 | Bryson Rose, Arkansas, 10-27-2012 |
| 53 | Jonathan Cruz, Kentucky, 10-1-2022 |
| 52 | Andrew Ritter, Texas, 9-14-2013 |
| 52 | Joshua Shene, Northwestern State, 11-4-2006 |
| 52 | Steve Lindsey, Auburn, 9-13-97 |
| 52 | Bryan Owen, Arkansas State, 9-19-87 |
| 52 | Cloyce Hinton, Arkansas, 1-1-70 |
| 51 | Joshua Shene, Auburn, 10-27-2007 |
| 51 | Jonathan Nichols, Vanderbilt, 8-30-2003 |
| 51 | Tim Montz, Georgia, 11-23-96 |
| 51 | Brian Lee, Michigan, 1-1-91 |
| 51 | Hoppy Langley, Tulane, 11-11-78 |
| 50 | Caden Costa, Arkansas, 10-9-2021 |
| 50 | Andrew Ritter, Idaho, 10-26-2013 |
| 50 | Will Moseley, Tennessee, 10-1-2005 |
| 50 | Jonathan Nichols, Arkansas State, 10-12-2002 |
| 50 | Walter Grant, UT-Chattanooga, 9-11-93 |
| 50 | Bryan Owen, Vanderbilt, 10-26-85 |
| 50 | Jon Howard, Vanderbilt, 10-27-84 |

PUNTING

| Yards | Player, Opponent, Date |
|-------|--|
| 92 | Bill Smith, Southern Miss, 10-20-84 |
| 82 | Jim Miller, South Carolina, 10-16-76 |
| 79 | Lonny Calicchio, Auburn, 9-2-95 |
| 77 | Bill Smith, Southern Miss, 10-20-84 |
| 77 | Bobby Wilson, Boston College, 10-23-48 |
| 77 | John Bruce, Mississippi State, 11-25-44 |
| 76 | Jim Miller, Tulane, 9-18-76 |
| 75 | Tyler Campbell, Texas, 9-14-2013 |
| 75 | Cody Ridgeway, Georgia, 11-17-2001 |
| 75 | Julian Fagan, Memphis State, 12-2-67 |
| 75 | Lea Paslay, Mississippi State, 11-28-53 |
| 75 | Erm Smith, Miss. Teachers, 10-8-38 |
| 73 | Gary Wunderlich, Texas A&M, 10-24-2015 |
| 73 | Tyler Campbell, BYU, 9-3-2011 |
| 71 | Tyler Campbell, Alabama, 10-17-2009 |
| 71 | Jim Miller, Georgia, 10-8-77 |
| 71 | Charlie Conerly, Vanderbilt, 10-5-46 |
| 70 | Will Gleeson, Boise State, 8-28-2014 |
| 70 | Frank Lambert, Memphis State, 9-19-64 |
| 70 | Charles Flowers, Trinity, 10-4-58 |
| 70 | Billy Mann, Tennessee, 12-3-38 |
| 69 | Tyler Campbell, LSU, 11-20-2010 |
| 69 | Jim Miller, South Carolina, 10-15-77 |
| 69 | Bobby Franklin, Houston, 11-8-58 |
| 69 | Charlie Conerly, Vanderbilt, 10-11-47 |
| 68 | Gary Wunderlich, Alabama, 9-17-2016 |
| 68 | Tyler Campbell, Georgia Tech, 12-30-2013 |
| 68 | Julian Fagan, Houston, 10-28-67 |
| 68 | Bobby Wilson, Kentucky, 10-2-48 |

PUNT RETURNS

| Yards | Player, Opponent, Date |
|-------|---|
| 98 | Ray Hapes, Southwestern, 10-5-35 |
| 96 | Junie Hovious, Georgia, 10-12-40 |
| 96 | Ray Hapes, Union, 9-19-36 |
| 95 | Rab Rodgers, W. Tenn. Teachers, 9-28-35 |
| 92 | Cory Peterson, SMU, 9-26-98 |
| 89 | Vincent Brownlee, Arkansas, 9-22-90 |
| 88 | Charlie Conerly, Georgia, 10-10-42 |
| 87 | Deuce McAllister, Auburn, 9-9-2000 |
| 85 | Billy Brewer, Chattanooga, 11-7-59 |
| 84 | Nick Brassell, Georgia, 9-24-2011 |
| 83 | Pat Coleman, Memphis State, 9-3-88 |
| 80 | Jerry Tiblier, Tennessee, 11-13-48 |
| 79 | Tommy James, Southern Miss, 10-21-67 |
| 78 | Ray Hapes, Mississippi State, 11-25-37 |
| 78 | Ray Hapes, Saint Louis, 10-9-37 |

| | |
|-----|---|
| 77 | Marshay Green, Samford, 9-13-2008 |
| 77 | Ta'Boris Fisher, Auburn, 9-2-93 |
| 75 | Doug Cunningham, Memphis State, 9-18-65 |
| 75 | Will Glover, Chattanooga, 11-15-47 |
| 73 | Jesse Grandy, Fresno State, 9-25-2010 |
| 73 | Ta'Boris Fisher, VMI, 9-7-96 |
| *70 | Allen Muirhead, Kentucky, 9-25-54 |

* Did Not Score

KICKOFF RETURNS

| Yards | Player, Opponent, Date |
|-------|---|
| 100 | Jerrion Ealy, LSU, 12-19-2020 |
| 100 | Jaylen Walton, Texas, 9-15-2012 |
| 100 | Deuce McAllister, Arkansas, 11-6-99 |
| 100 | John Avery, Alabama, 10-25-97 |
| 100 | John Avery, LSU, 11-16-96 |
| 100 | Vernon Studdard, Alabama, 10-3-70 |
| 98 | Mike Wallace, Vanderbilt, 9-20-2008 |
| 97 | Jaylon Jones, South Alabama, 9-2-2017 |
| 97 | Robert Williams, Arkansas, 11-4-2000 |
| 97 | John Avery, Arkansas State, 10-26-96 |
| 97 | Lee Davis, Mississippi State, 11-24-84 |
| 96 | Ray Hapes, Temple, 10-2-36 |
| 94 | Jerrion Ealy, Southeastern Louisiana, 9-14-2019 |
| 94 | Jaylon Jones, Texas Tech, 9-1-2018 |
| 94 | J.R. Ambrose, Vanderbilt, 10-25-86 |
| 93 | Jason Armstead, Murray State, 9-1-2001 |
| 92 | Ray Hapes, Mississippi State, 9-1-30-35 |
| 90 | Tyrone Ashley, Tennessee, 11-18-89 |
| *90 | Jerome Daly, Mississippi State, 11-21-42 |
| 90 | Les Dodson, Arkansas, 10-26-40 |
| 90 | Ray Hapes, W. Tenn. Teachers, 9-28-35 |
| 89 | Bobby Knight, Tampa, 11-6-71 |
| 89 | Bo Bowen, Memphis State, 9-23-67 |
| 88 | Jesse Grandy, UAB, 10-17-2009 |
| 86 | Vernon Studdard, Chattanooga, 11-14-70 |

PASS INTERCEPTIONS

| Yards | Player, Opponent, Date |
|-------|--|
| 103 | Louis Guy, Tennessee, 11-17-62 |
| 103 | Ray Hapes, Ouachita, 10-23-37 |
| 99 | Dustin Mouzon, Memphis, 9-1-2007 |
| 99 | Bobby Wilson, Florida, 9-25-48 |
| 96 | Charles Sawyer, BYU, 9-3-2011 |
| 93 | Trae Elston, UT Martin, 9-5-2015 |
| 89 | Jimmy Heidel, Kentucky, 9-26-64 |
| 88 | Vernon Dasher, Southern Illinois, 9-8-2018 |
| 87 | Shane Elam, Vanderbilt, 9-19-98 |
| 83 | Fred Thomas, Florida, 10-1-94 |
| 80 | Kelvin Robinson, Texas Tech, 9-27-2003 |
| 75 | Cody Prewitt, Texas A&M, 10-11-2014 |
| 75 | Danny Boyd, Tulane, 9-29-90 |
| 75 | Merle Hapes, Georgia, 10-12-40 |
| 74 | Lee Garner, Houston, 10-3-64 |
| 70 | Robert Bailey, Virginia Tech, 12-14-68 |
| 69 | Danny Hooker, Southern Miss, 10-19-68 |
| 69 | Chuck Morris, Kentucky, 9-30-61 |
| 65 | Marshay Green, Texas Tech, 1-2-2009 |
| 65 | Syniker Taylor, Georgia, 11-18-2000 |
| 65 | Tommy Luke, Kentucky, 9-26-64 |
| 62 | Jimmy Patton, Tulane, 10-17-53 |
| 61 | Lee Davis, Tulane, 9-29-84 |
| 60 | Tyrone Ashley, Michigan, 1-1-91 |
| 60 | Bud Slay, Boston College, 10-7-50 |
| 60 | Honey Britt, Georgia, 10-10-42 |

FUMBLE RETURNS

| Yards | Player, Opponent, Date |
|-------|--|
| 96 | Zedrick Woods, Texas A&M, 11-10-2018 |
| 91 | Cassius Ware, Auburn, 9-5-92 |
| 87 | Jack Odum, South Carolina, 10-4-47 |
| 84 | Deane Leonard, Mississippi State, 11-28-2020 |

MISCELLANEOUS RECORDS

THE LAST TIME OLE MISS HAD . . .

| | |
|--------------------------------------|---|
| 30 or more first downs | Arkansas, 2022 (32) |
| 500 yards rushing | Auburn, 1951 (515) |
| 400 yards rushing | Arkansas, 2022 (463) |
| 300 yards rushing | Arkansas, 2022 (463) |
| 200 yards rushing | Arkansas, 2022 (463) |
| 400 yards passing | Vanderbilt, 2022 (448) |
| 300 yards passing | Texas Tech, 2022 (361) |
| 600 yards total offense | Arkansas, 2022 (703) |
| 500 yards total offense | Texas Tech, 2022 (558) |
| 90 plays total offense | Texas A&M, 2021 (93) |
| Four passes intercepted | LSU, 2020 (5) |
| Four pass interceptions | Boise State, 2014 (4) |
| 10 sacks | Mississippi State, 2008 (11) |
| 10 penalties | Arkansas, 2022 (12) |
| 100 yards in penalties | Arkansas, 2022 (116) |
| 50 points | Vanderbilt, 2022 (52) |
| 99-yard scoring drive | Mississippi State, 2022 (15 plays; D. Wade 23-yard pass from J. Dart) |
| 90-plus yard scoring drive | Miss State, 2022 (15 plays; D. Wade 23-yard pass from J. Dart) |

THE LAST TIME OLE MISS HELD ITS OPPONENT TO . . .

| | |
|---|-------------------------------|
| Less than 10 first downs | Vanderbilt, 2014 (9) |
| 10 first downs | Presbyterian, 2014 (10) |
| Negative yards rushing | Troy, 2013 (-13) |
| 10 yards (or less) rushing | Tennessee, 2014 (0) |
| 100 yards (or less) rushing | Mississippi State, 2022 (97) |
| Zero yards passing | Alabama, 1988 |
| No pass completions | Alabama, 1988 |
| 10 yards (or less) passing | Georgia, 1977 (7) |
| 100 yards (or less) passing | Baylor, 2022 (40) |
| Zero yards total offense | Sewanee, 1938 |
| 50 yards (or less) total offense | Mississippi State, 2008 (24) |
| 75 yards (or less) total offense | Mississippi State, 2008 (24) |
| 150 yards (or less) total offense | Memphis, 2014 (104) |
| 200 yards (or less) total offense | New Mexico State, 2019 (193) |
| No touchdowns | Georgia Tech, 2022 (0 points) |

THE LAST TIME OLE MISS . . .

| | |
|---|---|
| Had two passers throw for 100 yards | Mississippi State, 2019 (Matt Corral 124, John Rhys Plumlee 121) |
| Had two passers complete 10 passes | ULM, 2018 (Jordan Ta'amu, 21-24, Matt Corral, 10-10) |
| Had two passers throw for 2+ touchdowns | Central Arkansas, 2022 (Jaxson Dart 2, Luke Altmeyer 2) |
| Had three passers throw 1+ touchdowns | UT Martin, 2015 (Ryan Buchanan 2, Chad Kelly 2, DeVante Kincade 1) |
| Had two runners rush for 100 yards | Arkansas, 2022 (Quinshon Judkins 214, Zach Evans 207) |
| Had three runners rush for 100 yards | Auburn, 2022 (Quinshon Judkins 139, Zach Evans 136, Jaxson Dart 115) |
| Had two receivers over 100 receiving yards | Vanderbilt, 2022 (Jonathan Mingo 247, Jordan Watkins 117) |
| Had three receivers over 100 receiving yards | ULM, 2018 (DaMarkus Lodge 179, A.J. Brown 133, D.K. Metcalf 115) |
| Had two receivers catch 10 passes | Arkansas, 2002 (Bill Flowers 11, Chris Collins 10) |
| Had four receivers catch five passes | Mississippi State, 2022 (Dayton Wade 8, Jordan Watkins 8, Jonathan Mingo 7, Malik Heath 5) |
| Completed a pass to at least 10 different receivers | Cal, 2019 (10) |
| Had a 100-yard rusher and a 100-yard receiver | Arkansas, 2022 (Q. Judkins 214 yards rushing, Z. Evans 207 rushing, M. Heath 140 yards receiving) |
| Had two players with 200 all-purpose yards | Arkansas, 2022 (Quinshon Judkins 241, Zach Evans 207) |
| Returned a punt for a TD | Texas, 2013 (Jeff Scott, 73 yards) |
| Returned a kickoff for a TD | LSU, 2020 (Jerriion Ealy, 100 yards) |
| Returned an interception for a TD | Texas A&M, 2021 (A.J. Finley, 52 yards) |
| Returned two interceptions for TDs | Fresno State, 2015 (Elston, 38 yards; C. Brown, 22 yards) |
| Returned a fumble for a TD | Austin Peay, 2021 (Sam Williams, 33 yards) |
| Recovered a fumble for a TD | Auburn, 2012 (C.J. Johnson) |
| Scored two defensive TDs | SIU, 2018 (Dasher, 88 yards; V. Evans, 56 yards) |
| Recovered four fumbles in a game | Texas A&M, 2012 |
| Blocked a punt | Georgia Tech, 2022 (Cedric Johnson) |
| Blocked a punt for a TD | UCA, 2022 (L. Tension recovered B. Miller's blocked punt) |
| Blocked an opponent's FG attempt | Arkansas, 2015 (Tony Bridges blocked Hedlund's 47-yard attempt) |
| Blocked an opponent's FG attempt for a TD | Louisiana Tech, 2007 (Brandon Jenkins blocked D. Horwedel's 36-yard attempt, Dustin Mouzon 55-yard return) |
| Blocked two opponent's FG attempts | Northern Arizona, 2009 |
| Had a punt blocked | Alabama, 2019 |
| Had a punt blocked for a TD | Alabama, 2019 |
| Had a kickoff returned for a TD | Texas Tech, 2022 |

| | |
|--|--|
| Had a punt returned for a TD | Alabama, 2019 |
| Had an interception returned for a TD | Baylor, 2022 |
| Had a fumble returned for a TD | Texas A&M, 2019 |
| Missed a PAT kick | Texas Tech, 2022 |
| Had a PAT kick blocked | Auburn, 2016 |
| Had a PAT kick blocked and returned for a two-point conversion | Auburn, 2009 |
| Blocked an opponent's PAT kick | Kentucky, 2022 (Zxavian Harris blocked M. Ruffolo's attempt) |
| A successful two-point conversion | Arkansas, 2022 (J. Mingo pass from J. Dart, 4th quarter) |
| Had a field goal attempt blocked | Georgia Tech, 2022 (Jonathan Cruz's 51-yard attempt) |
| Had two field goal attempts blocked | Kentucky, 2005 (Robert Bass' 39-yd attempt, Matt Hinkle's 44-yard attempt) |
| Gained a first down off a fake field goal attempt | Georgia, 1995 |
| Scored a touchdown off a fake field goal attempt | Alabama, 2008 (Jason Cook 9-yard pass from Rob Park) |
| Gained a first down off a fake punt | Texas A&M, 2022 (Jl Pegues 4-yd run) |
| Recovered an onside kick | Auburn, 2022 (Brandon Buckhaultner) |
| Shut out an opponent | Georgia Tech, 2022 (42-0) |
| Was shut out | Arkansas, 2014 (30-0) |
| Played an overtime game | Kentucky, 2020 (W, 42-41) |
| Scored a safety | Kentucky, 2022 (W. Levis int. grounding in the end zone, hurried by T. Robinson and T. Brown) |
| Scored 2 safeties in the same game | Northern Illinois, 1993 (team) |
| Gave up a safety | Tennessee, 2021 |
| Had no turnovers | Texas A&M, 2022 |
| Had no penalties | Alabama, 2011 |
| Defeated a nationally ranked team | Kentucky, 2022 (22-19, #7 AP; #8 Coaches) |
| Was ranked in top 25 | Week 13, 2022 (#20 AP; #19 Coaches; #14 CFP) |
| Ended the year ranked in top 25 | 2021 (#11 AP; #11 Coaches; #8 CFP) |

THE LAST TIME AN OLE MISS PLAYER . . .

| | |
|---|---|
| Rushed 30 times | Quinshon Judkins at Texas A&M, 2022 (34) |
| Rushed 25 times | Quinshon Judkins vs. Alabama, 2022 (25) |
| Rushed for 250 yards | Dexter McCluster vs. Tennessee, 2009 (282) |
| Rushed for 200 yards | Quinshon Judkins and Zach Evans at Arkansas, 2022 (214, 207) |
| Rushed for 150 yards | Quinshon Judkins and Zach Evans at Arkansas, 2022 (214, 207) |
| Rushed for 100 yards | Quinshon Judkins and Zach Evans at Arkansas, 2022 (214, 207) |
| Passed for 400 yards | Jaxson Dart vs. Vanderbilt, 2022 (448) |
| Passed for 300 yards | Jaxson Dart vs. Texas Tech, 2022 (361) |
| Attempted 50 passes | Jordan Ta'amu vs. Vanderbilt, 2017 (52) |
| Attempted 40 passes | Jaxson Dart vs. Texas Tech, 2022 (41) |
| Attempted 30 passes | Jaxson Dart vs. Mississippi State, 2022 (38) |
| Completed 30 passes | Jaxson Dart vs. Mississippi State, 2022 (30) |
| Completed 20 passes | Jaxson Dart vs. Texas Tech, 2022 (25) |
| Passed for 4 or more TDs | Matt Corral vs. Austin Peay, 2021 (5) |
| Accounted for 6 or more TDs | Matt Corral at Tulane, 2021 (3 passing, 4 rushing) |
| Threw 3 or more interceptions | Jaxson Dart vs. Texas Tech, 2022 (3) |
| Had 400 yards Total Offense | Jaxson Dart vs. Texas Tech, 2022 (427) |
| Had 300 yards Total Offense | Jaxson Dart vs. Texas Tech, 2022 (427) |
| Had 100 yards rushing and passing | Jaxson Dart vs. Auburn, 2022 (115 rushing, 130 passing) |
| Had 100 yards rushing and receiving | Dexter McCluster vs. Arkansas, 2009 (123 rushing, 137 receiving) |
| Had 250 All-Purpose Yards | Elijah Moore vs. South Carolina, 2020 (270) |
| Had 200 All-Purpose Yards | Quinshon Judkins and Zach Evans at Arkansas, 2022 (241, 207) |
| Caught 10 passes | Dontario Drummond at Mississippi State, 2021 (14) |
| Caught 9 passes | Malik Heath at Arkansas, 2022 (9) |
| Had 200 receiving yards | Jonathan Mingo at Vanderbilt, 2022 (247) |
| Had 100 receiving yards | Malik Heath vs. Texas Tech, 2022 (137) |
| Scored 10 points kicking | Jonathan Cruz vs. Mississippi State, 2022 (10) |
| Scored 4 touchdowns rushing | Matt Corral vs. Tulane, 2021 (4) |
| Scored 3 touchdowns rushing | Snoop Conner vs. Arkansas, 2021 (3) |
| Scored 2 touchdowns rushing | Quinshon Judkins vs. Alabama, 2022 (2) |
| Scored 3 touchdowns receiving | Michael Trigg vs. Central Arkansas, 2022 (3) |
| Scored 2 touchdowns receiving | Jonathan Mingo at Vanderbilt, 2022 (2) |
| Scored a touchdown passing and receiving | Laquon Treadwell at Memphis, 2015 |
| Scored a touchdown rushing, passing and receiving | Bo Wallace vs. Auburn, 2012 |
| Intercepted 3 passes | Don Price vs. Vanderbilt, 1986 (3) |
| Intercepted 2 passes | AJ Finley vs. Liberty, 2021 (2) |
| Forced 3 fumbles | Rory Johnson vs. Vanderbilt, 2006 (3) |
| Recovered 2 fumbles | Kentrell Lockett at Auburn, 2011 (2) |
| Punted for a 70-yard game average | Bill Smith vs. Southern Miss, 1984 (2-84.5) |
| Kicked a 45-yard Field Goal | Jonathan Cruz vs. Mississippi State, 2022 (49) |
| Kicked a 50-yard Field Goal | Jonathan Cruz vs. Kentucky, 2022 (53) |
| Kicked five field goals in game | Luke Logan vs. Vanderbilt, 2018 (5) |
| Kicked four field goals in game | Luke Logan vs. Vanderbilt, 2018 (5) |
| Kicked three field goals in game | Jonathan Cruz vs. Mississippi State, 2022 (3) |
| Had 10 tackles in a game | Ashanti Cistrunk vs. Texas Tech, 2022 (12) |
| Had 15 tackles in a game | Lakia Henry vs. Vanderbilt, 2019 (15) |

THE BATTLE FOR THE GOLDEN EGG

The following is the background as to how the Ole Miss-Mississippi State football game came to be known as the "Battle of the Golden Egg" or even "The Egg Bowl." Many of the excerpts are reprinted from the book "Mississippi Mayhem," written by William Banner, III.

1926

Up until the 1926 meeting in Starkville, Ole Miss had only claimed five victories in the previous 23 football contests between the Rebels and Bulldogs. Thus, when Ole Miss claimed a 7-6 victory over then Mississippi A&M College, a celebration was due at Scott Field after that '26 contest.

Oddly, huge roars went up from both sides at the final whistle, not just from the Ole Miss stands. While the A&M players walked slowly off the field with heads bowed, wrote one newsman, the Maroon student section stood and sang the alma mater.

But on the east side, pandemonium. Well wishers rushed "like madmen onto the field," Webb Burke said in his 1957 interview. Some fans made a dash for the goal posts. Irate Aggie supporters took after the ambitious Ole Miss group with cane bottom chairs, and fights broke out. The mayhem continued until most of the chairs were splintered.

As explained by the Reveille, A&M yearbook, "A few chairs had to be sacrificed over the heads of these to persuade them that was entirely the wrong attitude."

As described in a story for the Commercial Appeal by Ben Hilbun, who one day would become president of the Starkville school, "The phantom of victory, that for thirteen years eluded Ole Miss, returned to the bearded Berserkers ... and they won over A&M, their traditional rivals, 7 to 6." Ole Miss students fought for the goal posts, he continued, "but were restrained."

Ole Miss fans couldn't believe their victory. Through all their 13 defeats since 1910 (they did not play in 1912, 1913 and 1914) they had only scored in three games, counted just 33 points to A&M's 327, an average of 25-3.

1927

The Golden Egg was first proposed by members of Iota Sigma, an Ole Miss honorary activities fraternity. As thoughts of last year's game, Iota Sigma proposed that a trophy be awarded in a dignified ceremony designed to calm excited fans. One proposal that was rejected was to send the goal posts to the winning side each year.

A&M approved the suggestion of an award, and Ole Miss, two weeks before the game, officially added its approval. The trophy, to be called "The Golden Egg", would be a regulation-size gold-plated football mounted on a pedestal. Costs of approximately \$250 would be shared by both schools. Ole Miss students held a tag day to raise funds.

The joint resolution of the two student bodies declared they agreed on the trophy "in order to effect a better understanding in athletic relations, to foster clean sportsmanship, and to promote a lasting tradition..."

A brand-new series between the University of Mississippi and Mississippi A&M College began on Thanksgiving Day, 1927; the first Battle of the Golden Egg.

Of course, it was the Ole Miss-A&M slugfest, played before a crowd of 14,000 for the first possession of the gold football which was to become symbolic of supremacy in this annual feud-battle.

It was actually the 25th meeting of the two combat-

ants. And for the second time in four years it was Push versus Pass, a heavier line versus a lighter passing attack. And once again the Pushers prevailed, except this time the pushing team was Ole Miss. The score was 20-12.

Unlike the previous year's brawl ending, the 1927 game closed with a highly dignified ceremony, the first presentation of the Golden Egg. As previously agreed in the inception of the egg, the schools first sang their alma maters, Ole Miss, as winner, sang first. The captains of the two teams, presidents of the two student bodies and the heads of the two schools met in the center of the field.

1978

The Ole Miss-Mississippi State series took on a new twist in 1978, a season which saw the Rebels 4-6 and the Bulldogs 6-4 heading into the season finale. As Steve Doyle of the Jackson, Miss., Clarion-Ledger reported in the Nov. 20 edition, "In a year in which neither team will be remembered, the Battle of the Golden Egg is a bowl game. Intense, heated, unbelievable in its lore, this one is for supremacy of the season. Bragging rights, recruiting edges and sheer pride are the guts of it. Every cliché you've ever heard about a single game applies to it."

In 1978, with both teams apparently out of the bowl picture, Executive Sports Editor Tom Patterson decided to do something extra to spice up coverage of the annual grudge match, instructing his staff to follow the "Egg Bowl" theme throughout the week. The result was an award winning special section on Sunday, which recounted in great detail the Rebels' stunning 27-7 victory over the highly-favored Bulldogs. In that game, John Fourcade made his first start at quarterback to become the first Ole Miss freshman since 1945 to receive the starting nod at the signal-caller slot. The special section was a big success and the die was cast. Although it's officially the "Battle of the Golden Egg," most members of the media now refer to the annual bloodletting simply as the "Egg Bowl."

1983

In one of the series' most memorable battles, Ole Miss claimed a pulsating 24-23 victory over Mississippi State in Jackson, but it took some heroics on the part of the Rebels and a 40 miles-per-hour crosswind to decide the outcome. Down 17-0, Ole Miss got on the board when Timmy Moffett returned a punt 66 yards for a touchdown with 1:21 remaining in the first half. However, the Bulldogs added to their lead after the break, and the Rebels found themselves trailing 23-7 to start the fourth quarter. With the wind now at its back, Ole Miss utilized two fumble recoveries and an interception to take a late 24-23 advantage. But State made one last try and moved the ball to the Rebel 10 yardline with 24 seconds left. On fourth down, MSU kicker Artie Cosby attempted a 27-yard field goal, but as true as it was between the uprights, the ball never got there as the wind just slapped it down to give Ole Miss its first on-the-field winning season in eight years at 6-5 and a berth in the Independence Bowl.

1991-92

"The Battle of the Golden Egg" returned to campus in 1991 as Mississippi State hosted Ole Miss in Starkville. It marked the first on-campus meeting between the two teams since 1972. Vaught-Hemingway Stadium in Oxford was the site of the 1992 game, which Ole Miss won, 17-10 thanks to a thrilling goal-line stand. The series continues to rotate between campus sites.

1995

Ole Miss rode a school-record rushing performance and a stingy second-half deficit to a 13-10 victory over Mississippi State to regain the Egg Bowl Trophy. The win gave the Rebels a winning season and head coach Tommy Tuberville a triumph over the school's biggest rival in his first Egg Bowl game. Dou Innocent rushed for a record 242 yards on 39 carries to help the Rebels overcome an early 10-0 deficit. The Bulldogs never entered Ole Miss territory in the second half.



Ole Miss celebrates a 31-21 win over Mississippi State in the 2021 Egg Bowl to give the Rebels their first 10-win regular season in school history.

1997

The 1997 contest provided another close contest and perhaps the most exciting finish ever in the series. Stewart Patridge hit Andre Rone for a 10-yard TD pass with 25 seconds left and then found Cory Peterson over the middle on the two-point conversion attempt to give the Rebels a 15-14 win over Mississippi State. The win propelled the Rebels to their first bowl game since the 1992 Liberty Bowl when they were rewarded with an invite to the inaugural Ford Motor City Bowl in Pontiac, Mich.

2000

Running back Deuce McAllister rushed for three touchdowns and passed for another to lead Ole Miss to a 45-30 victory on Thanksgiving Night. With it being Senior Night in Oxford, McAllister hooked up with Rebel Romaro Miller on a 20-yard halfback option TD toss. McAllister finished with 121 yards rushing on 24 carries, while Miller threw for 127 yards and ran for 60. The win returned the Golden Egg to Oxford after a two-year absence.

2003

Eli Manning passed for 260 yards and three touchdowns to lead the Rebels to a 31-0 shutout win in his final regular-season collegiate game. The Ole Miss defense held the Bulldogs to only 91 yards passing and picked off one Mississippi State pass in Jackie Sherrill's final game as head coach on a rainy evening in Starkville. The win propelled the Rebels to the Cotton Bowl and their first 10 win season since 1971. The game was also the final of six straight Egg Bowls (1998-2003) played on Thanksgiving and televised nationally by ESPN.

2008

Jevan Snead threw for 213 yards and four touchdowns and Greg Hardy had three of Ole Miss' school-record 11 sacks, as the Rebels beat Mississippi State 45-0 in the most lopsided Egg Bowl in 37 years. The Rebels finished with a school-record minus-64 rushing yards allowed and 14 tackles for loss. Defensive end Greg Hardy and tackle Peria Jerry led the charge. Jerry had four tackles for loss.

2012

Paced by a three-touchdown performance from wide receiver Donte Moncrief, Ole Miss defeated No. 24 Mississippi State, 41-24. Moncrief had seven catches for a career-high 173 yards, the fourth-most in a single game in Ole Miss history. Quarterback Bo Wallace threw five touchdowns on the night. The Egg Bowl win propelled Ole Miss to its first bowl berth in three years and provided momentum that later saw the Rebels earn a BBVA Compass Bowl victory over Pitt in January and land the best signing class in school history the next month.

2014

Bo Wallace passed for nearly 296 yards, Evan Engram had a career-high 176 receiving yards and Jaylen Walton rushed for a career-high 148 yards to lead the No. 18 Rebels to a 31-17 win over No. 4 Mississippi State. Of his 14 carries, none were bigger than a highlight-reel 91-yard touchdown run that proved to be the game-winning score for the Rebels. The Egg Bowl win capped a 9-3 regular season for the Rebels and earned them a berth in the Chick-fil-A Peach Bowl.

2015

For the first time in 12 years, Ole Miss left Starkville with a victory. The Rebels scored 21 first-quarter points on their way to a 38-27 win, their second-straight Egg Bowl and first in Starkville since the 2003 season. Thanks to a potent offense, the Rebels set the single-season total offense record on the night and scored the most points in Starkville since the 1971 season. Quarterback Chad Kelly broke the school record for passing yards in a season with 236 yards and two touchdowns.

2017

Ole Miss entered Starkville as the underdog against 14th-ranked Mississippi State, but the Rebels jumped out to a 24-6 lead and held off a late Bulldog rally to secure the Golden Egg on Thanksgiving Day. Ole Miss followed an explosive day by Starkville native receiver A.J. Brown, who racked up 167 receiving yards, including a 77-yard scor-

ing reception. Oxonian receiver D.K. Metcalf added 67 yards and a touchdown, while running back Jordan Wilkins had a 110-yard day with two touchdowns on the ground. Meanwhile, the Rebel defense forced five turnovers as Ole Miss won the Egg Bowl for the fourth time in six years.

2020

The Ole Miss offense had a terrific day, and the Rebel defense clamped down late to snap a two-game losing streak in the Battle for the Golden Egg and bring the trophy back home to Oxford. Matt Corral completed 24 of 36 passes for 385 yards and two touchdown passes. Elijah Moore became the school's all-time record holder for receptions in a season with 86, passing A.J. Brown. Moore added 139 yards through the air. On the ground, Jerrion Ealy led the Rebels with 93 yards on 18 carries and a touchdown which sealed the game late.

2021

Ole Miss left no doubt that the Golden Egg would stay in Oxford, turning in a dominant 31-21 victory at Davis-Wade Stadium in Starkville. The Rebel defense kept Mississippi State out of the end zone until late in the fourth quarter, while the offense followed two Snoop Conner touchdowns to a 24-6 lead. With the game well in-hand, the Bulldogs managed two late touchdowns, but it wasn't enough to overcome the Rebel lead on Thanksgiving Day.

This year's "Battle for the Golden Egg" will take place on Thursday, Nov. 23 at Davis Wade Stadium in Starkville. The matchup will be the 120th meeting between the two schools and the 96th Egg Bowl.

THE "EGG BOWL" SERIES

OLE MISS LEADS 64-47-6#

| Date | Site | Results |
|---------------|------------|-----------------------------------|
| Nov. 24, 1927 | Oxford | Ole Miss 20, Mississippi State 12 |
| Nov. 29, 1928 | Starkville | Ole Miss 20, Mississippi State 19 |
| Nov. 30, 1929 | Oxford | Ole Miss 7, Mississippi State 7 |
| Nov. 27, 1930 | Starkville | Ole Miss 20, Mississippi State 0 |
| Nov. 26, 1931 | Oxford | Ole Miss 25, Mississippi State 14 |
| Nov. 24, 1932 | Starkville | Ole Miss 13, Mississippi State 0 |
| Dec. 2, 1933 | Oxford | Ole Miss 31, Mississippi State 0 |
| Dec. 1, 1934 | Jackson | Ole Miss 7, Mississippi State 3 |
| Nov. 30, 1935 | Oxford | Ole Miss 14, Mississippi State 6 |
| Nov. 21, 1936 | Starkville | Mississippi State 26, Ole Miss 6 |
| Nov. 25, 1937 | Oxford | Mississippi State 9, Ole Miss 7 |
| Nov. 26, 1938 | Starkville | Ole Miss 19, Mississippi State 6 |
| Nov. 25, 1939 | Oxford | Mississippi State 18, Ole Miss 6 |
| Nov. 23, 1940 | Starkville | Mississippi State 19, Ole Miss 0 |
| Nov. 29, 1941 | Oxford | Mississippi State 6, Ole Miss 0 |
| Nov. 21, 1942 | Starkville | Mississippi State 34, Ole Miss 13 |
| Nov. 26, 1944 | Oxford | Ole Miss 13, Mississippi State 8 |
| Nov. 24, 1945 | Starkville | Ole Miss 7, Mississippi State 6 |
| Nov. 23, 1946 | Oxford | Mississippi State 20, Ole Miss 0 |
| Nov. 29, 1947 | Starkville | Ole Miss 33, Mississippi State 14 |
| Nov. 27, 1948 | Oxford | Ole Miss 34, Mississippi State 7 |
| Nov. 26, 1949 | Starkville | Ole Miss 26, Mississippi State 0 |
| Dec. 2, 1950 | Oxford | Ole Miss 27, Mississippi State 20 |
| Dec. 1, 1951 | Starkville | Ole Miss 49, Mississippi State 7 |
| Nov. 29, 1952 | Oxford | Ole Miss 20, Mississippi State 14 |
| Nov. 28, 1953 | Starkville | Ole Miss 7, Mississippi State 7 |
| Nov. 27, 1954 | Oxford | Ole Miss 14, Mississippi State 0 |
| Nov. 24, 1955 | Starkville | Ole Miss 26, Mississippi State 0 |
| Dec. 1, 1956 | Oxford | Ole Miss 13, Mississippi State 7 |
| Nov. 30, 1957 | Starkville | Ole Miss 7, Mississippi State 7 |
| Nov. 29, 1958 | Oxford | Ole Miss 21, Mississippi State 0 |
| Nov. 28, 1959 | Starkville | Ole Miss 42, Mississippi State 0 |
| Nov. 26, 1960 | Oxford | Ole Miss 35, Mississippi State 9 |

| Date | Site | Results |
|---------------|------------|-------------------------------------|
| Dec. 2, 1961 | Starkville | Ole Miss 37, Mississippi State 7 |
| Dec. 1, 1962 | Oxford | Ole Miss 13, Mississippi State 6 |
| Nov. 30, 1963 | Starkville | Ole Miss 10, Mississippi State 10 |
| Dec. 5, 1964 | Oxford | Mississippi State 20, Ole Miss 17 |
| Nov. 27, 1965 | Starkville | Ole Miss 21, Mississippi State 0 |
| Nov. 26, 1966 | Oxford | Ole Miss 24, Mississippi State 0 |
| Dec. 2, 1967 | Starkville | Ole Miss 10, Mississippi State 3 |
| Nov. 30, 1968 | Oxford | Ole Miss 17, Mississippi State 17 |
| Nov. 27, 1969 | Starkville | Ole Miss 48, Mississippi State 22 |
| Nov. 26, 1970 | Oxford | Mississippi State 19, Ole Miss 14 |
| Nov. 25, 1971 | Starkville | Ole Miss 48, Mississippi State 0 |
| Nov. 25, 1972 | Oxford | Ole Miss 51, Mississippi State 14 |
| Nov. 24, 1973 | Jackson | Ole Miss 38, Mississippi State 10 |
| Nov. 23, 1974 | Jackson | Mississippi State 31, Ole Miss 13 |
| Nov. 22, 1975 | Jackson | Ole Miss 13, Mississippi State 7 |
| Nov. 20, 1976 | Jackson | **Mississippi State 28, Ole Miss 11 |
| Nov. 19, 1977 | Jackson | **Mississippi State 18, Ole Miss 14 |
| Nov. 25, 1978 | Jackson | Ole Miss 27, Mississippi State 7 |
| Nov. 24, 1979 | Jackson | Ole Miss 14, Mississippi State 9 |
| Nov. 22, 1980 | Jackson | Mississippi State 19, Ole Miss 14 |
| Nov. 21, 1981 | Jackson | Ole Miss 21, Mississippi State 17 |
| Nov. 20, 1982 | Jackson | Mississippi State 27, Ole Miss 10 |
| Nov. 19, 1983 | Jackson | Ole Miss 24, Mississippi State 23 |
| Nov. 24, 1984 | Jackson | Ole Miss 24, Mississippi State 3 |
| Nov. 23, 1985 | Jackson | Ole Miss 45, Mississippi State 27 |
| Nov. 22, 1986 | Jackson | Ole Miss 24, Mississippi State 3 |
| Nov. 21, 1987 | Jackson | Mississippi State 30, Ole Miss 20 |
| Nov. 26, 1988 | Jackson | Ole Miss 33, Mississippi State 6 |
| Nov. 25, 1989 | Jackson | Ole Miss 21, Mississippi State 11 |
| Nov. 24, 1990 | Jackson | Ole Miss 21, Mississippi State 9 |
| Nov. 23, 1991 | Starkville | Mississippi State 24, Ole Miss 9 |
| Nov. 28, 1992 | Oxford | Ole Miss 17, Mississippi State 10 |
| Nov. 27, 1993 | Starkville | Mississippi State 20, Ole Miss 13 |

| Date | Site | Results |
|---------------|------------|--|
| Nov. 26, 1994 | Oxford | Mississippi State 21, Ole Miss 17 |
| Nov. 25, 1995 | Starkville | Ole Miss 13, Mississippi State 10 |
| Nov. 30, 1996 | Oxford | Mississippi State 17, Ole Miss 0 |
| Nov. 29, 1997 | Starkville | Ole Miss 15, Mississippi State 14 |
| Nov. 26, 1998 | Oxford | Mississippi State 28, Ole Miss 6 |
| Nov. 25, 1999 | Starkville | Mississippi State 23, Ole Miss 20 |
| Nov. 23, 2000 | Oxford | Ole Miss 45, Mississippi State 30 |
| Nov. 22, 2001 | Starkville | Mississippi State 36, Ole Miss 28 |
| Nov. 28, 2002 | Oxford | Ole Miss 24, Mississippi State 12 |
| Nov. 27, 2003 | Starkville | Ole Miss 31, Mississippi State 0 |
| Nov. 27, 2004 | Oxford | Ole Miss 20, Mississippi State 3 |
| Nov. 26, 2005 | Starkville | Mississippi State 35, Ole Miss 14 |
| Nov. 25, 2006 | Oxford | Ole Miss 20, Mississippi State 17 |
| Nov. 23, 2007 | Starkville | Mississippi State 17, Ole Miss 14 |
| Nov. 28, 2008 | Oxford | Ole Miss 45, Mississippi State 0 |
| Nov. 28, 2009 | Starkville | Mississippi State 41, Ole Miss 27 |
| Nov. 27, 2010 | Oxford | Mississippi State 31, Ole Miss 23 |
| Nov. 26, 2011 | Starkville | Mississippi State 31, Ole Miss 3 |
| Nov. 24, 2012 | Oxford | ^Ole Miss 41, Mississippi State 24 |
| Nov. 28, 2013 | Starkville | Mississippi State 17, Ole Miss 10 (OT) |
| Nov. 29, 2014 | Oxford | ^Ole Miss 31, Mississippi State 17 |
| Nov. 28, 2015 | Starkville | Ole Miss 38, Mississippi State 27 |
| Nov. 26, 2016 | Oxford | Mississippi State 55, Ole Miss 20 |
| Nov. 23, 2017 | Starkville | Ole Miss 31, Mississippi State 28 |
| Nov. 22, 2018 | Oxford | Mississippi State 35, Ole Miss 3 |
| Nov. 28, 2019 | Starkville | Mississippi State 21, Ole Miss 20 |
| Nov. 28, 2020 | Oxford | Ole Miss 31, Mississippi State 24 |
| Nov. 25, 2021 | Starkville | Ole Miss 31, Mississippi State 21 |
| Nov. 24, 2022 | Oxford | Mississippi State 24, Ole Miss 22 |

**Ole Miss won by forfeit
^Game vacated due to NCAA ruling
#Original record: 64-49-6

OLE MISS BOWL HISTORY

Ole Miss has a proud tradition of bowling that dates back to 1935, including what once was a national record of consecutive bowl appearances — from 1957 to 1972. It is a high standard of excellence which present-day Ole Miss football teams continue to strive for.

Ed Walker coached the first Ole Miss bowl team, the high-scoring outfit of 1935 which outplayed, but was nipped by Catholic University, 20-19, in the 1936 Orange Bowl.

The next bowl for the Rebels was for the 1947 squad, a 12-year wait. But from there, with Coach John Howard Vaught at the Ole Miss helm, bowls came and kept coming after the Rebels following each season. Vaught took the Rebs to the ill-fated Delta Bowl in 1948, as the 1947 SEC Champions beat Texas Christian 13-9. Vaught had to wait until 1952 to go bowling again, but from that point forward, the Rebel mentor made post-season games a habit that was hard to break.

All-in-all, the Rebels participated in six Sugar Bowls, two Gators, one Cotton, two Bluebonnets, two Liberties, one Sun and one Peach during that run of 15 straight. Vaught's personal bowl record was 10-8, while Billy Kinard's 1971 Rebels, with a 9-2 record, earned a bid to play Georgia Tech in the Peach Bowl, which produced a 41-18 triumph.

Ole Miss dropped out of the bowl picture after that 1971 Peach Bowl appearance with Georgia Tech. When Billy Brewer became head coach prior to the 1983 season, the Rebels had not been bowling for 12 years. During Brewer's 11 years as head coach, Ole Miss went to five bowls, twice to the Independence, twice to the Liberty, and once to the Gator. Brewer was 3-2 as a coach in bowl games.

The Rebels returned to postseason action in 1997 for the first time since the 1992 Liberty Bowl, and for the first time under Tommy Tuberville, as Ole Miss was invited to the inaugural Ford Motor City Bowl in Pontiac, Mich., where they defeated Marshall 34-31.



The Rebels then followed with what was probably the biggest upset of the 1998 bowl season, as Ole Miss defeated heavily favored Texas Tech, 35-18, in the Sanford Independence Bowl in head coach David Cutcliffe's debut. Ole Miss went 4-1 in the five bowl games it played in under Cutcliffe as head coach, including three victories in the Independence Bowl, and one victory in the Cotton Bowl (2004).

Ole Miss returned to the Cotton Bowl in 2009 and 2010 under Houston Nutt, who led the Rebels to 47-34 and 21-7 victories, respectively.

Under first-year head coach Hugh Freeze, Ole Miss defeated Pittsburgh 38-17 in the BBVA Compass Bowl on Jan. 5, 2013, although the game was later vacated by NCAA ruling. The Rebels set a number of BBVA Compass Bowl records, including most points scored by a team (38). Ole Miss followed that with a 25-17 win over Georgia Tech in the Music City Bowl in Nashville, Tennessee, on Dec. 30, 2013.

The Rebels made consecutive New Year's Six bowl appearances beginning with the Peach Bowl in 2014 and followed up the 2015 season with a record-setting 48-20

win over Oklahoma State in the Sugar Bowl on January 1, 2016. As a unit, the Rebels put up 554 yards of total offense, the most of any Ole Miss team in any bowl game, and also broke the previous record for points in a bowl game.

Ole Miss returned to the postseason in 2020, earning an Outback Bowl bid after a four-year bowl drought. In his first year as head coach, Lane Kiffin led the Rebels to a 4-5 record in nine SEC games during the truncated season. The Rebels earned a date with No. 7 Indiana and didn't disappoint. Ole Miss never trailed and held off a late Hoosier rally in a 26-20 victory to win its first Outback Bowl title.

The Rebels kept the bowl train rolling in 2021-22, mounting a 10-2 regular-season record to earn a Sugar Bowl berth for the 10th time in program history, ultimately falling 21-7 in a defensive slugfest to Baylor.

For the third time in as many seasons under Kiffin, Ole Miss earned a postseason bowl appearance in 2022. Following an 8-4 regular season record, the Rebels were invited to their first-ever Texas Bowl, dropping a 42-25 game to Texas Tech.

OLE MISS BOWL RESULTS

WON 24, LOST 15 (.615 win pct., third in SEC, tied for eighth-best in nation)#

| Date | Bowl | Opponent | Score | Coach | Date | Bowl | Opponent | Score | Coach |
|----------|--------------|---------------|-------|----------------|----------|---------------|----------------|-------|------------------|
| 1-1-36 | Orange | Catholic U. | 19-20 | Ed Walker | 12-20-86 | Independence | Texas Tech | 20-17 | Billy Brewer |
| 1-1-48 | Delta | TCU | 13-9 | John H. Vaught | 12-28-89 | Liberty | Air Force | 42-29 | Billy Brewer |
| 1-1-53 | Sugar | Georgia Tech | 7-24 | John H. Vaught | 1-1-91 | Gator | Michigan | 3-35 | Billy Brewer |
| 1-1-55 | Sugar | Navy | 0-21 | John H. Vaught | 12-31-92 | Liberty | Air Force | 13-0 | Billy Brewer |
| 1-2-56 | Cotton | TCU | 14-13 | John H. Vaught | 12-26-97 | Motor City | Marshall | 34-31 | Tommy Tuberville |
| 1-1-58 | Sugar | Texas | 39-7 | John H. Vaught | 12-31-98 | Independence | Texas Tech | 35-18 | David Cutcliffe |
| 12-27-58 | Gator | Florida | 7-3 | John H. Vaught | 12-31-99 | Independence | Oklahoma | 27-25 | David Cutcliffe |
| 1-1-60 | Sugar | LSU | 21-0 | John H. Vaught | 12-28-00 | Music City | West Virginia | 38-49 | David Cutcliffe |
| 1-2-61 | Sugar | Rice | 14-6 | John H. Vaught | 12-27-02 | Independence | Nebraska | 27-23 | David Cutcliffe |
| 1-1-62 | Cotton | Texas | 7-12 | John H. Vaught | 1-2-04 | Cotton | Oklahoma State | 31-28 | David Cutcliffe |
| 1-1-63 | Sugar | Arkansas | 17-13 | John H. Vaught | 1-2-09 | Cotton | Texas Tech | 47-34 | Houston Nutt |
| 1-1-64 | Sugar | Alabama | 7-12 | John H. Vaught | 1-2-10 | Cotton | Oklahoma State | 21-7 | Houston Nutt |
| 12-19-64 | Bluebonnet | Tulsa | 7-14 | John H. Vaught | 1-5-13 | ^BBVA Compass | Pittsburgh | 38-17 | Hugh Freeze |
| 12-18-65 | Liberty | Auburn | 13-7 | John H. Vaught | 12-30-13 | Music City | Georgia Tech | 25-17 | Hugh Freeze |
| 12-17-66 | Bluebonnet | Texas | 0-19 | John H. Vaught | 12-31-14 | Peach Bowl | TCU | 3-42 | Hugh Freeze |
| 12-30-67 | Sun | Texas-El Paso | 7-14 | John H. Vaught | 1-1-16 | Sugar Bowl | Oklahoma State | 48-20 | Hugh Freeze |
| 12-14-68 | Liberty | Virginia Tech | 34-17 | John H. Vaught | 1-2-21 | Outback Bowl | Indiana | 26-20 | Lane Kiffin |
| 1-1-70 | Sugar | Arkansas | 27-22 | John H. Vaught | 1-1-22 | Sugar Bowl | Baylor | 7-21 | Lane Kiffin |
| 1-2-71 | Gator | Auburn | 28-35 | John H. Vaught | 12-28-22 | Texas Bowl | Texas Tech | 25-42 | Lane Kiffin |
| 12-30-71 | Peach | Georgia Tech | 41-18 | Billy Kinard | | | | | |
| 12-10-83 | Independence | Air Force | 3-9 | Billy Brewer | | | | | |

^Game vacated due to NCAA ruling

#Original record: 25-15

REBELS' BOWL SERIES RECORDS

| Bowl | Gms | W | L | PF | PA |
|----------------------|-----------|-----------|-----------|------------|------------|
| Sugar | 10 | 6 | 4 | 187 | 146 |
| Cotton | 5 | 4 | 1 | 120 | 94 |
| Independence | 5 | 4 | 1 | 112 | 92 |
| Liberty | 4 | 4 | 0 | 102 | 53 |
| Gator | 3 | 1 | 2 | 38 | 73 |
| Bluebonnet | 2 | 0 | 2 | 7 | 33 |
| Music City..... | 2 | 1 | 1 | 63 | 66 |
| Peach..... | 2 | 1 | 1 | 43 | 60 |
| Delta | 1 | 1 | 0 | 13 | 9 |
| Motor City | 1 | 1 | 0 | 34 | 31 |
| Orange..... | 1 | 0 | 1 | 19 | 20 |
| Outback | 1 | 1 | 0 | 26 | 20 |
| Sun..... | 1 | 0 | 1 | 7 | 14 |
| Texas..... | 1 | 0 | 1 | 25 | 42 |
| BBVA Compass ^ | 1 | 0 | 0 | 38 | 17 |
| Totals | 40 | 24 | 15 | 822 | 728 |

^ Game vacated due to NCAA ruling

OUTSTANDING PLAYER AWARDS

SUGAR BOWL

*Ray Brown, QB, 1958
 Bobby Franklin, QB, 1960
 Jake Gibbs, QB, 1961
 Glynn Griffing, QB, 1963
 Archie Manning, QB, 1970
 Chad Kelly, QB, 2016
 * Lone unanimous choice in Sugar Bowl history

COTTON BOWL

Eagle Day, QB, 1956 - Most Valuable Back
 Buddy Alliston, LG, 1956 - Most Valuable Lineman
 Eli Manning, QB, 2004 - Most Valuable Offensive Player
 Josh Cooper, DE, 2004 - Most Valuable Defensive Player
 Dexter McCluster, WR, 2009 - Most Valuable Offensive Player
 Marshay Green, DB, 2009 - Most Valuable Defensive Player
 Dexter McCluster, RB-WR, 2010 - Most Valuable Offensive Player

INDEPENDENCE BOWL

Andre Townsend, DT, 1983 - Most Valuable Player, Defense
 Dwayne Nesmith, 1983 - Scholar Athlete Award
 Mark Young, QB, 1986 - Most Valuable Player, Offense
 Jeff Noblin, 1986 - Scholar Athlete Award
 Kendrick Clancy, DT, 1998 - Most Valuable Player, Defense
 Romaro Miller, QB, 1998 - Most Valuable Player, Offense
 Tim Strickland, CB, 1999 - Most Valuable Player, Defense
 Eli Manning, QB, 2002 - Most Valuable Player, Offense

LIBERTY BOWL

Charles Hiinton, C, 1965 - Outstanding Offensive Lineman
 Lee Garner, LLB, 1965 - Outstanding Defensive Lineman
 Steve Hindman, TB, 1968 - MVP; Outstanding Offensive Back
 Robert Bailey, M, 1968 - Outstanding Defensive Back
 Worthy McClure, T, 1968 - Outstanding Offensive Lineman
 Randy Baldwin, RB, 1989 - MVP; Outstanding Offensive Player
 Jeff Carter, FS, 1989 - Outstanding Defensive Player
 Shawn Cobb, LB, 1989 - Outstanding Student-Athlete Award
 Russ Shows, QB, 1992 - Outstanding Offensive Player
 Cassius Ware, LB, 1992 - MVP; Outstanding Defensive Player

GATOR BOWL

Bobby Franklin, QB, 1958 - Most Valuable Player, Winning Team
 Archie Manning, QB, 1971 - Most Valuable Player, Losing Team
 Tyrone Ashley, DB, 1991 - Most Valuable Player, Losing Team

PEACH BOWL

Norris Weese, QB, 1971 - Most Valuable Player, Offense
 Crowell Armstrong, LB, 1971 - Most Valuable Player, Defense

BBVA COMPASS BOWL

Bo Wallace, QB, 2013 - Most Valuable Player

BLUEBONNET BOWL

Mac McClure, LB, DE, 1996 - Outstanding Ole Miss Player

MOTOR CITY BOWL

Stewart Patridge, QB, 1997 - Most Valuable Player

MUSIC CITY BOWL

Bo Wallace, QB, 2013 - Most Valuable Player

OUTBACK BOWL

Matt Corral, QB, 2021 - Most Valuable Player

BOWL WINNING PCT. (min 25 app.)

| | | |
|------------|-------------------------------|-------------|
| 1. | Utah (17-8) | .680 |
| 2. | Georgia (37-21)..... | .638 |
| 3. | Oklahoma State (21-12) | .636 |
| 4. | Florida State (29-17)..... | .630 |
| 5. | Alabama (45-27)..... | .625 |
| 6. | Penn State (31-19)..... | .620 |
| 7. | USC (34-21) | .618 |
| T8. | OLE MISS (24-15) | .615 |
| T8. | Syracuse (16-10) | .615 |
| 10. | Oklahoma (31-24) | .564 |

BOWL VICTORIES

| | | |
|-------------|-----------------------|-----------|
| 1. | Alabama | 45 |
| 2. | Georgia | 37 |
| 3. | USC | 34 |
| T4. | Oklahoma | 31 |
| T4. | Penn State | 31 |
| T4. | Texas | 31 |
| 7. | Tennessee | 30 |
| T8. | Florida State | 29 |
| T8. | LSU | 29 |
| T10. | Clemson | 26 |
| T10. | Nebraska | 26 |
| T10. | Ohio State | 26 |
| T13. | Georgia Tech | 25 |
| T13. | Florida | 25 |
| T15. | OLE MISS | 24 |
| T15. | Auburn | 24 |

Other SEC schools:

| | |
|------------------------|----|
| Texas A&M | 20 |
| Arkansas | 17 |
| Mississippi State..... | 15 |
| Missouri | 15 |
| Kentucky | 12 |
| South Carolina | 10 |
| Vanderbilt | 4 |

BOWL APPEARANCES

| | | |
|-------------|-----------------------|-----------|
| 1. | Alabama | 75 |
| 2. | Georgia | 61 |
| 3. | Texas | 58 |
| 4. | Oklahoma | 56 |
| T5. | USC | 55 |
| T5. | Tennessee | 55 |
| T7. | LSU | 54 |
| T7. | Ohio State | 54 |
| 9. | Nebraska | 53 |
| 10. | Penn State | 52 |
| 11. | Michigan | 50 |
| T12. | Clemson | 49 |
| T12. | Florida | 49 |
| 14. | Florida State..... | 48 |
| 15. | Auburn | 46 |
| 16. | Georgia Tech | 45 |
| 17. | Arkansas | 44 |
| T18. | Texas A&M | 42 |
| T18. | Miami (FL) | 42 |
| T20. | OLE MISS | 40 |
| T20. | BYU | 40 |
| T20. | Notre Dame | 40 |
| T20. | Texas Tech | 40 |
| T20. | Washington | 40 |

Other SEC schools:

| | |
|------------------------|----|
| Missouri | 35 |
| Mississippi State..... | 26 |
| South Carolina | 25 |
| Kentucky | 22 |
| Vanderbilt | 9 |

OLE MISS BOWL RECORDS

TEAM OFFENSE RECORDS

MOST POINTS: 48 (vs. Oklahoma State, 2016 Sugar)
FEWEST POINTS: 0 (vs. Navy, 1955 Sugar; vs. Texas, 1966 Bluebonnet)
MOST TOUCHDOWNS: 6 (vs. Texas, 1958 Sugar; vs. Air Force, 1989 Liberty; vs. Texas Tech, 2009 Cotton; vs. Oklahoma State, 2016 Sugar)
MOST TOUCHDOWNS PASSING: 4 (vs. Oklahoma State, 2016 Sugar)
MOST FIELD GOALS: 3 (vs. West Virginia, 2000 Music City)
MOST PATs: 6 (vs. Air Force, 1989 Liberty; vs. Texas Tech, 2009 Cotton, vs. Oklahoma State, 2016 Sugar)
MOST FIRST DOWNS: 30 (vs. Air Force, 1989 Liberty)
FEWEST FIRST DOWNS: 5 (vs. Navy, 1955 Sugar)
MOST FIRST DOWNS RUSHING: 13 (vs. Texas, 1958 Sugar; vs. Air Force, 1989 Liberty)
FEWEST FIRST DOWNS RUSHING: 2 (vs. Texas-El Paso, 1967 Sun; vs. TCU, 2014 Peach)
MOST FIRST DOWNS PASSING: 20 (vs. Texas Tech, 1986 Independence)
FEWEST FIRST DOWNS PASSING: 1 (vs. Navy, 1955 Sugar; vs. Auburn, 1965 Liberty)
MOST PLAYS — TOTAL OFFENSE: 88 (vs. Texas Tech, 1986 Independence; vs. Baylor, 2022 Sugar)
FEWEST PLAYS — TOTAL OFFENSE: 48 (vs. Florida, 1958 Gator)
MOST RUSHING PLAYS: 54 (vs. Baylor, 2022 Sugar)
FEWEST RUSHING PLAYS: 7 (vs. Florida, 1958 Gator)
MOST PASSING PLAYS: 51 (vs. West Virginia, 2000 Music City)
FEWEST PASSING PLAYS: 7 (vs. Florida, 1958 Gator)
MOST PASSES COMPLETED: 31 (vs. Texas Tech, 1986 Independence; vs. Indiana, 2020 Outback)
FEWEST PASSES COMPLETED: 2 (vs. Florida, 1958 Gator)
MOST RUSH-PASS YARDS: 558 (vs. Texas Tech, 2022 Texas)
FEWEST RUSH-PASS YARDS: 109 (vs. Texas-El Paso, 1967 Sun)
MOST YARDS RUSHING: 304 (vs. Texas, 1958 Sugar)
FEWEST YARDS RUSHING: 9 (vs. TCU, 2014 Peach)
MOST YARDS PASSING: 388 (vs. West Virginia, 2000 Music City)
FEWEST YARDS PASSING: 24 (vs. Auburn, 1965 Liberty)
MOST PASSES INTERCEPTED BY OLE MISS: 4 (vs. Navy, 1955 Sugar; vs. Texas, 1958 Sugar; vs. Rice, 1961 Sugar; vs. Texas, 1968 Bluebonnet vs. Oklahoma State, 2010 Cotton)
FEWEST PASSES INTERCEPTED BY OLE MISS: 0 (vs. Air Force, 1983 Independence; vs. Marshall, 1997 Motor City)
MOST PENALTIES — YARDS: 12-93 (vs. West Virginia, 2000 Music City)
FEWEST PENALTIES — YARDS: 2-10 (vs. Rice, 1961 Sugar)
MOST FUMBLES — LOST: +11-6 (vs. Alabama, 1964 Sugar)
FEWEST FUMBLES — LOST: 0-0 (vs. Auburn, 1965 Liberty; vs. Texas, 1966 Bluebonnet; vs. Arkansas, 1970 Sugar; vs. Marshall, 1997 Motor City; vs. Oklahoma State, 2016 Sugar; vs. Baylor, 2022 Sugar)

TEAM DEFENSE RECORDS

MOST POINTS: 49 (by W. Virginia, 2000 Music City)
FEWEST POINTS: 0 (by LSU, 1960 Sugar; by Air Force, 1992 Liberty)
MOST TOUCHDOWNS: 7 (by West Virginia, 2000 Music City)
FEWEST TOUCHDOWNS: 0 (by Florida, 1958 Gator; by LSU, 1960 Sugar; by Alabama, 1964 Sugar; by Air Force, 1983 Independence, by Air Force, 1992 Liberty)
MOST TOUCHDOWNS RUSHING: 3 (by Texas, 1966 Bluebonnet; by Georgia Tech, 1971 Peach; by Oklahoma State, 2004 Cotton; by Texas Tech, 2022 Texas)

FEWEST TOUCHDOWNS RUSHING: 0 (by TCU, 1948 Delta; by Florida, 1958 Gator; by LSU, 1960 Sugar; by Arkansas, 1963 Sugar; by Alabama, 1964 Sugar; by Air Force, 1983 Independence; by Air Force, 1992 Liberty; by Oklahoma, 1999 Independence; by Oklahoma State, 2010 Cotton; by Pittsburgh, 2013 BBVA Compass)
MOST TOUCHDOWNS PASSING: 5 (by West Virginia, 2000 Music City)
FEWEST TOUCHDOWNS PASSING: 0 (by TCU, 1948 Delta; by TCU, 1956 Cotton; Texas, 1958 Sugar; by Florida, 1958 Gator; LSU, 1960 Sugar; by Rice, 1961 Sugar; by Alabama, 1964 Sugar; by Auburn, 1965 Liberty; by Texas, 1966 Bluebonnet; by Virginia Tech, 1968 Liberty; by Air Force, 1983 Independence; by Texas Tech, 1986 Independence; by Air Force, 1992 Liberty; by Oklahoma State, 2016 Sugar; by Indiana 2020 Outback)
MOST FIELD GOALS: 4 (by Alabama, 1964 Sugar)
MOST PAT: 7 (by West Virginia, 2000 Music City)
FEWEST PAT: 0 (by Florida, 1958 Gator; by LSU, 1960 Sugar; by Rice, 1961 Sugar; Texas, 1962 Cotton; by Alabama, 1964 Sugar; by Georgia Tech, 1971; Peach; by Air Force, 1983 Independence; Air Force, 1992 Liberty)
MOST FIRST DOWNS: 35 (by Michigan, 1991 Gator)
FEWEST FIRST DOWNS: 6 (by LSU, 1960 Sugar; by Arkansas, 1963 Sugar)
MOST PLAYS — TOTAL OFFENSE: 88 (by Texas Tech, 2022 Texas)
FEWEST PLAYS — TOTAL OFFENSE: 47 (by Arkansas, 1963 Sugar)
MOST RUSHING PLAYS: 63 (by Air Force, 1983 Independence)
FEWEST RUSHING PLAYS: 23 (by Marshall, 1997 Motor City)
MOST PASSING PLAYS: 58 (by Texas Tech, 2009 Cotton)
FEWEST PASSING PLAYS: 5 (by TCU, 1956 Cotton)
MOST PASSES COMPLETED: 39 (by Oklahoma, 1999 Independence)
FEWEST PASSES COMPLETED: 1 (by Virginia Tech, 1968 Liberty)
MOST RUSH-PASS YARDS: 715 (by Michigan, 1991 Gator)
FEWEST RUSH-PASS YARDS: 74 (by LSU, 1960 Sugar)
MOST YARDS RUSHING: 391 (by Michigan, 1991 Gator)
FEWEST YARDS RUSHING: -15 (by LSU, 1960 Sugar)
MOST YARDS PASSING: 390 (by Oklahoma, 1999 Independence)
FEWEST YARDS PASSING: 2 (by Virginia Tech, 1968 Liberty)
MOST PASSES INTERCEPTED: 5 (by Texas, 1962 Cotton)
MOST PENALTIES — YARDS: 12 — 120 (Virginia Tech, 1968 Liberty)
FEWEST PENALTIES: 1 (Navy, 1955 Sugar)
FEWEST YARDS PENALIZED: 2-12 (Air Force, 1989 Liberty)
MOST FUMBLES — LOST: 7-4 (by Texas, 1958 Sugar)
FEWEST FUMBLES — LOST: 0-0 (by Navy, 1955 Sugar; by Arkansas, 1963 Sugar; by Tulsa, 1964 Bluebonnet; by Auburn, 1965 Liberty; by Texas-El Paso, 1967 Sun; by West Virginia, 2000 Music City; by Oklahoma State, 2004 Cotton; by Oklahoma State, 2016 Sugar)

INDIVIDUAL OFFENSE RECORDS

Most Plays — Total Offense
 62 Mark Young (12 running, 50 passing), vs. Texas Tech, 1986 Independence
 52 Jaxson Dart (11 running, 41 passing), vs. Texas Tech, 2022 Texas
 51 Matt Corral (7 running, 44 passing), vs. Indiana, 2021 Outback
 50 Eli Manning (6 running, 44 passing), vs. Nebraska, 2002 Independence
 50 Stewart Patridge (3 running, 47 passing), vs. Marshall, 1997 Motor City
 48 Archie Manning (13 running, 35 passing),

vs. Arkansas, 1970 Sugar
 45 Luke Altmeyer (17 rushing, 28 passing) vs. Baylor, 2022 Sugar
 45 Bo Wallace (13 running, 32 passing), vs. Georgia Tech, 2013 Music City
 43 Chad Kelly (10 running, 33 passing), vs. Oklahoma State, 2016 Sugar
 42 John Darnell (9 running, 33 passing), vs. Air Force, 1989 Liberty

Most Yards — Total Offense

427 Jaxson Dart (66 rushing, 361 passing), vs. Texas Tech, 2022 Texas
 379 Matt Corral (37 running, 342 passing), vs. Indiana, 2021 Outback
 375 Chad Kelly (73 running, 302 passing), vs. Oklahoma State, 2016 Sugar
 342 Bo Wallace (86 running, 356 passing), vs. Georgia Tech, 2013 Music City
 335 Stewart Patridge (3 running, 332 passing), vs. Marshall, 1997 Motor City
 314 Mark Young (-29 running, 343 passing), vs. Texas Tech, 1986 Independence
 312 Archie Manning (39 running, 273 passing), vs. Arkansas, 1970 Sugar
 290 Jevan Snead (-2 running, 292 passing), vs. Texas Tech, 2009 Cotton
 289 Eli Manning (-24 running, 313 passing) vs. Nebraska, 2002 Independence
 275 Archie Manning (95 running, 180 passing), vs. Auburn, 1971 Gator

Most Yards — Rushing

184 Dexter McCluster (34 plays), vs. Oklahoma State, 2010 Cotton
 177 Randy Baldwin (14 plays), vs. Air Force, 1989 Liberty
 157 Ray Brown (15 plays), vs. Texas, 1958 Sugar
 133 Tremaine Turner (20 plays) vs. Oklahoma State, 2004 Cotton
 121 Deuce McAllister (17 plays) vs. Oklahoma, 1999 Independence
 121 Steve Hindman (15 plays), vs. Virginia Tech, 1968 Liberty
 119 Greg Ainsworth (28 plays), vs. Georgia Tech, 1971 Peach
 111 Buford McGee (22 plays), vs. Air Force, 1983 Independence
 110 John Avery (27 plays), vs. Marshall, 1997 Motor City
 101 Brandon Bolden (11 plays), vs. Texas Tech, 2009 Cotton vs. TCU, 1956 Cotton

Most Yards — Passing

361 Jaxson Dart vs. Texas Tech, 2022 Texas
 343 Mark Young vs. Texas Tech, 1986 Independence
 342 Matt Corral vs. Indiana, 2021 Outback
 332 Stewart Patridge vs. Marshall, 1997 Motor City
 313 Eli Manning vs. Nebraska, 2002 Independence
 302 Chad Kelly vs. Oklahoma State, 2016 Sugar
 292 Jevan Snead vs. Texas Tech, 2009 Cotton
 273 Archie Manning vs. Arkansas, 1970 Sugar
 259 Eli Manning vs. Oklahoma State, 2004 Cotton
 256 Bo Wallace vs. Georgia Tech, 2013 Music City

Most Passes Attempted

50 Mark Young vs. Texas Tech, 1986 Independence
 47 Stewart Patridge vs. Marshall, 1997 Motor City
 44 Matt Corral vs. Indiana, 2021 Outback
 44 Eli Manning vs. Nebraska, 2002 Independence
 41 Jaxson Dart vs. Texas Tech, 2022 Texas
 35 Archie Manning vs. Arkansas, 1970 Sugar

- 33 Chad Kelly vs. Oklahoma State, 2016 Sugar
- 33 John Darnell vs. Air Force, 1989 Liberty
- 32 Bo Wallace vs. Pittsburgh, 2013 BBVA Compass
- 32 Bo Wallace vs. Georgia Tech, 2013 Music City

Most Passes Completed

- 31 Mark Young (31x50), vs. Texas Tech, 1986 Independence
- 30 Matt Corral (30x44), vs. Indiana, 2021 Outback
- 29 Stewart Patridge (29x47), vs. Marshall, 1997 Motor City
- 25 Jaxson Dart (25x41), vs. Texas Tech, 2022 Texas
- 25 Eli Manning (25x44), vs. Nebraska, 2002 Independence
- 22 Bo Wallace (22x32), vs. Georgia Tech, 2013 Music City
- 22 Bo Wallace (22x32), vs. Pittsburgh, 2013 BBVA Compass
- 22 Eli Manning (22x31), vs. Oklahoma State, 2004 Cotton
- 21 Chad Kelly (21x33), vs. Oklahoma State, 2016 Sugar
- 21 Archie Manning (21x35), vs. Arkansas, 1970 Sugar

Most Passes Caught

- 9 Dontario Drummond (104 yds) vs. Baylor, 2022 Sugar
- 9 Jim Poole (111 yards), vs. Auburn, 1971 Gator
- 9 Mike Dennis (114 yards), vs. Tulsa, 1964 Bluebonnet
- 8 Malik Heath (137 yards), vs. Texas Tech, 2022 Texas
- 8 Chris Collins (75 yards), vs. Oklahoma State, 2004 Cotton
- 8 J. R. Ambrose (102 yards), vs. Texas Tech, 1986 Independence
- 7 Shay Hodge (112 yards) vs. Oklahoma State, 2010 Cotton

- 7 Cory Peterson (66 yards), vs. Marshall, 1997 Motor City
- 7 Floyd Franks (78 yards), vs. Auburn, 1971 Gator
- 7 Jim Poole (72 yards), vs. Arkansas, 1970 Sugar

Scoring Leaders

- 18 Laquon Treadwell, vs. Oklahoma State 2016 Sugar (3 TD)
- 18 Deuce McAllister, vs. Texas Tech, 1998 Independence (3 TD)
- 12 Gary Wunderlich, vs. Oklahoma State, 2016 Sugar (2 FG, 6x6 EP)
- 12 Bo Wallace, vs. Georgia Tech 2013 Music City (2 TD)
- 12 Dexter McCluster vs. Oklahoma State, 2010 Cotton (2 TD)
- 12 Gerald Harris, vs. Texas Tech, 2009 Cotton (2 TD)
- 12 Toward Sanford, vs. Nebraska, 2002 Independence (2 TD)
- 12 Deuce McAllister, vs. Oklahoma, 1999 Independence (2 TD)
- 12 Randy Baldwin, vs. Air Force, 1989 Liberty (2 TD)
- 12 Jim Porter, vs. Georgia Tech, 1971 Peach (2 TD)
- 12 Jake Gibbs, vs. Rice, 1961 Sugar (2 TD)
- 12 Ray Brown, vs. Texas, 1958 Sugar (2 TD)
- 12 Les Binkley, vs. W. Virginia, 2000 Music City (3 FG, 3x3 EP)

Most Scoring Passes

- 4 +Chad Kelly vs. Oklahoma State, 2016 Sugar
- 3 Bo Wallace vs. Pittsburgh, 2013 BBVA Compass
- 3 Jevan Snead, vs. Texas Tech, 2009 Cotton
- 3 Eli Manning, vs. Oklahoma State, 2004 Cotton

- 3 Eli Manning, vs. W. Virginia, 2000 Music City
- 3 Romaro Miller, vs. Texas Tech, 1998 Independence
- 3 Stewart Patridge, vs. Marshall, 1997 Motor City
- 2 Jaxson Dart, vs. Texas Tech, 2022 Texas
- 2 Romaro Miller, vs. Oklahoma, 1999 Independence
- 2 Archie Manning, vs. Virginia Tech, 1968 Liberty
- 2 Bobby Franklin, vs. LSU, 1960 Sugar
- 2 Charlie Conerly, vs. TCU, 1948 Delta

Most Passes Intercepted By

- 3 Jaxson Dart, vs. Texas Tech, 2022 Texas
- 3 Bo Wallace vs. TCU, 2014 Peach
- 3 Jevan Snead vs. Oklahoma State, 2010 Cotton
- 3 Tommy Luke, vs. Texas, 1966 Bluebonnet
- 3 Ray Brown, vs. Texas, 1958 Sugar

Punting Leaders

- 48.3 Mac Brown (3 punts), vs. Indiana, 2021 Outback
- 48.2 Tyler Campbell (4 punts), vs. Oklahoma State, 2010 Cotton
- 47.6 Mac Brown (5 punts) vs. Baylor, 2022 Sugar
- 47.5 Gary Wunderlich (2 punts), vs. Oklahoma State, 2016 Sugar
- 47.3 Larry Northam (6 punts), vs. Auburn, 1971 Gator
- 45.5 Bill Smith (6 punts), vs. Texas Tech, 1986 Independence
- 44.0 Will Gleeson (2 punts), vs. Oklahoma State 2016 Sugar
- 44.0 Frank Lambert (4 punts), vs. Alabama, 1964 Sugar

+ Sugar Bowl Record



Dontario Drummond tied an Ole Miss bowl record with nine pass catches in the 2022 Sugar Bowl against Baylor. He's one of three Rebels with nine receptions in a bowl game and the first since Jim Poole in the 1971 Gator Bowl against Auburn.

BOWL RECORDS HELD BY OLE MISS

BIRMINGHAM BOWL

Longest run from scrimmage: 62, I'Tavius Mathers (Ole Miss vs. Pittsburgh, 2013)
Longest TD run from scrimmage: 62, I'Tavius Mathers (Ole Miss vs. Pittsburgh, 2013)

BLUEBONNET BOWL

Most passes had intercepted, one team: 4 (Ole Miss vs. Texas, 1966)
Most interception return yards, two teams: 94 (Texas-54, Ole Miss-40, 1966)
Most passes intercepted, two teams: 8 (Texas-4, Ole Miss-4, 1966)
Fewest punt return yards, two teams: 0 (Texas vs. Ole Miss, 1966)
Fewest punt returns, two teams: 0 (Texas vs. Ole Miss, 1966)
Fewest fumbles, one team: 0 (Texas vs. Ole Miss, 1966)
Fewest fumbles lost, two teams: 0 (Tulsa vs. Ole Miss, 1964)
Fewest points, one team: 0 (Texas vs. Ole Miss, 1966)
Fewest TD one team: 0 (Texas vs. Ole Miss, 1966)
Fewest conversions, one team: 0 (Texas vs. Ole Miss, 1966)
Most pass interceptions: 3, Tommy Luke (Texas vs. Ole Miss, 1966)

COTTON BOWL

Best interception percentage: 40%, picked off 2-of-5 passes (TCU vs. Ole Miss, 1956)
Most touchdowns passing in first half: 3, Jevan Snead (Ole Miss vs. Texas Tech, 2009)*
Most rushing attempts: 34, Dexter McCluster (Ole Miss vs. Oklahoma State, 2010)
Most offensive plays: 39, Dexter McCluster (Ole Miss vs. Oklahoma State, 2010)
Most punt return yards: 106, Marshay Green (Ole Miss vs. Oklahoma State, 2010)
Highest punt return average: 28.5, Marshay Green (Ole Miss vs. Oklahoma State, 2010)
Most passing yards, career: 460, Jevan Snead (Ole Miss vs. Texas Tech, 2009; Oklahoma State, 2010)
Most PATs, career: 9, Joshua Shene (Ole Miss vs. Texas Tech, 2009; Oklahoma State, 2010)
Most offensive plays, career: 59, Dexter McCluster (Ole Miss vs. Texas Tech, 2009; Oklahoma State, 2010)

INDEPENDENCE BOWL

Most yards passing, two teams: 592 (Ole Miss vs. Oklahoma, 1999)
Most passes attempted, two teams: 90 (Ole Miss vs. Texas Tech, 1986)
Most passes completed, two teams: 57 (Ole Miss vs. Oklahoma, 1999)
Most touchdown passes, team: 3 (Ole Miss vs. Texas Tech, 1998)*
Most touchdown passes, individual: 3, Romaro Miller (Ole Miss vs. Texas Tech, 1998)*
Most first downs passing: 20 (Ole Miss vs. Texas Tech, 1986)
Most passes intercepted, individual: 2, Anthony Magee (Ole Miss vs. Texas Tech, 1998)*
Longest run from scrimmage: 80, Deuce McAllister (Ole Miss vs. Oklahoma, 1999)
Longest TD run from scrimmage: 80, Deuce McAllister (Ole Miss vs. Oklahoma, 1999)

LIBERTY BOWL

Most first downs: 30 [13 rushing, 17 passing] (Ole Miss vs. Air Force, 1989)
Most touchdowns, game: 6, (Ole Miss vs. Air Force, 1989)
Least first downs passing: 0 (Auburn vs. Ole Miss, 1965; Virginia Tech vs. Ole Miss, 1968)
Least times fumbled: 0 (Auburn vs. Ole Miss, 1965)*
Fumbles lost: 0 (Auburn vs. Ole Miss, 1965)*

MOTOR CITY BOWL

Fewest passes intercepted: 0 (Ole Miss vs. Marshall, 1997)*
Fewest fumbles: 0 (Ole Miss vs. Marshall, 1997)*
Fewest fumbles lost: 0 (Ole Miss vs. Marshall, 1997)*
Most punts returned, team: 5 (Ole Miss vs. Marshall, 1997)*

MUSIC CITY BOWL

Most points allowed: 49 (Ole Miss vs. West Virginia, 2000)

ORANGE BOWL

Fewest passing attempts: 3 (Catholic vs. Ole Miss, 1936)*

SUGAR BOWL

Most points in first half: 34 (Ole Miss vs. Oklahoma State, 2016)*
Most TD passes: 4, Chad Kelly (Ole Miss vs. Oklahoma State, 2016)*
Most TD receptions: 3, Laquon Treadwell (Ole Miss vs. Oklahoma State, 2016)*
Most fumbles, two teams: 17 (Alabama-6, Ole Miss-11, 1964)
Most fumbles, team: 11 (Ole Miss vs. Alabama, 1964)
Most fumbles lost: 6 (Alabama vs. Ole Miss, 1964)
Longest run from scrimmage: 92, Raymond Brown (Ole Miss vs. Texas, 1958)
Longest TD run from scrimmage: 92, Raymond Brown (Ole Miss vs. Texas, 1958)

PEACH BOWL


Most points scored in one quarter: 28, second quarter (Georgia Tech vs. Ole Miss, 1971)*

* — *Ties record*



**1936
ORANGE
BOWL**

Catholic University 20
Ole Miss 19



Ray Hapes

In its inaugural bowl game, Ole Miss fell 20-19 to an opportunistic Catholic University squad from Washington, D.C., which at the time ranked as an Eastern power.

The Rebels held a 15-7 advantage in first downs and out-gained the Cardinal 265-172. However, Ole Miss was unable to overcome deficits of 13-0 and 19-7.

Catholic took a 7-0 lead after converting one of four Ole Miss picks on the day into a 51-yard scoring drive, capped by Bill Adamaitis' two-yard touchdown run.

The Cardinal increased its lead to 13-0 in the second quarter when Adamaitis connected with Speck Foley on a 48-yard touchdown pass.

Ole Miss would pull to within seven at 13-6 before halftime when Ned Peters ran 67 yards for a score.

The Rebels would hold Catholic without a first down in the second half; however, the Cardinal went up 20-7 by scoring a touchdown off a blocked punt.

Ole Miss would get two fourth-quarter scores for the 20-19 final. Dave Bernard scored on a one-yard run to make it 20-12 after the PAT attempt failed, and Herb Baumstein found Buster Poole for a 24-yard touchdown pass.

| | | | | | | |
|----------|---|---|---|----|---|----|
| OLE MISS | 0 | 6 | 0 | 13 | — | 19 |
| CATHOLIC | 7 | 6 | 7 | 0 | — | 20 |

SCORING

- CU — Adamaitis 2 run (Mulligan PAT)
- CU — Foley 48 pass from Adamaitis (PAT missed)
- OM — Peters 67 run (PAT missed)
- CU — Rydzewski blocked punt (Makofskie PAT)
- OM — Bernard 1 run (PAT missed)
- OM — Poole 24 pass from Baumsten (Richardson PAT)

ATTENDANCE — 6,568

TEAM STATISTICS

| | OM | CU |
|-----------------|--------|-------|
| First Downs | 15 | 7 |
| Rushing (Net) | 212 | 124 |
| Passing (Net) | 53 | 48 |
| Total Offense | 265 | 172 |
| Passing C-A-I | 3-12-4 | 1-3-2 |
| Punts-Avg. | 11-38 | 13-41 |
| Fumbles-Lost | 3-2 | 1-1 |
| Penalties-Yards | 10 | 30 |

INDIVIDUAL LEADERS

- Rushing
 - OM — Peters 11-89; Rogers 16-50; Hapes 9-46
 - CU — Makofeke 12-46; Carroll 12-45
- Passing
 - OM — Baumsten 3-12-4 53 (TD)
 - CU — Adamaistis 1-3-2 48 (TD)
- Receiving
 - OM — Poole 1-24 (TD)
 - CU — Foley 1-48 (TD)




Jake Gibbs ran for two TDs in the Rebels' 14-6 Sugar Bowl win over Rice in 1961 to claim Ole Miss' second straight national championship.



1948 DELTA BOWL

Ole Miss 13
TCU 9



Dixie Howell

Ole Miss recorded its first bowl victory with a 13-9 win over TCU in front of 28,120 at Memphis' Crump Stadium in the 1948 Delta Bowl.

Charlie Conerly passed for two fourth-quarter scores to rally the Rebels from a 9-0 deficit in his final game in an Ole Miss uniform.

Conerly's first touchdown pass was a 26-yarder to Joe Johnson to cut the Horned Frog's lead to 9-6.

After a Bobby Wilson interception, Conerly hit Johnson for 52 yards to the TCU 13. Conerly then found Dixie Howell from 13 yards for a touchdown. Bobby Oswalt, who missed on his earlier PAT attempt, was accurate his second time around to make it 13-9.

Red Buchanan then sealed the win with an interception at midfield to snuff out any TCU comeback attempt.

| | | | | | | |
|----------|---|---|---|----|---|----|
| OLE MISS | 0 | 0 | 0 | 13 | — | 13 |
| TCU | 0 | 9 | 0 | 0 | — | 9 |

SCORING

- TCU — Berry 28 interception return (Pitcock PAT)
- TCU — Blocked punt out of end zone
- OM — Johnson 26 pass from Conerly (PAT missed)
- OM — Howell 13 pass from Conerly (Oswalt PAT)

ATTENDANCE — 28,120

TEAM STATISTICS

| | OM | TCU |
|-----------------|---------|--------|
| First Downs | 16 | 16 |
| Rushing (Net) | 111 | 135 |
| Passing (Net) | 187 | 54 |
| Total offense | 298 | 189 |
| Passing C-A-I | 12-30-2 | 6-11-2 |
| Punts-Avg. | 4-32.8 | 5-42.6 |
| Fumbles-Lost | 1-1 | 4-2 |
| Penalties-Yards | 8-40 | 4-40 |


INDIVIDUAL LEADERS

- Rushing
 - OM — Salmon 5-42; Jenkins 6-25
 - TCU — Stout 14-69
- Passing
 - OM — Conerly 12-28-1 (2 TD); Wilson 0-2-1
 - TCU — Berry 3-5-1 32; Stout 2-4-0 16
- Receiving
 - OM — Johnson 3-79 (TD)
 - TCU — Bailey 3-22



1953 SUGAR BOWL

Georgia Tech 24
Ole Miss 7



Jimmy Lear

In its first of eight Sugar Bowl appearances, seventh-ranked Ole Miss dropped a 24-7 decision to No. 2 Georgia Tech.

The Rebels, who brought an 8-0-2 mark into the contest, struck early. Wissy Dillard's four-yard touchdown run and Jimmy Lear's PAT gave Ole Miss a 7-0 lead 3:45 into the game.

The Engineers would provide all the scoring the rest of the day.

Georgia Tech got a touchdown and a field goal to take a 10-7 lead into intermission and then added a pair of touchdowns in the second half.

Georgia Tech would finish the year 12-0, and through the Sugar Bowl, had not been beaten in 25 starts.

Statistically, the game was even. Georgia Tech held a slight 16-15 advantage in first downs and a 295-287 edge in total offense. However, the Rebels were plagued by six turnovers.

| | | | | | | |
|--------------|---|----|---|---|---|----|
| OLE MISS | 7 | 0 | 0 | 0 | — | 7 |
| GEORGIA TECH | 0 | 10 | 7 | 7 | — | 24 |

SCORING

- OM — Dillard 4 run (Lear PAT)
- GT — Brigman 1 run (Rodgers PAT)
- GT — Rodgers 25 FG
- GT — Hardeman 6 run (Rodgers PAT)
- GT — Knox 26 pass from Rodgers (Rodgers PAT)

ATTENDANCE — 80,205

TEAM STATISTICS

| | OM | GT |
|---------------|---------|---------|
| First Downs | 15 | 16 |
| Rushing (Net) | 137 | 194 |
| Passing (Net) | 150 | 101 |
| Total offense | 287 | 295 |
| Passing C-A-I | 11-23-3 | 10-18-1 |
| Punts-Avg. | 7-35.4 | 6-41.8 |
| Fumbles-Lost | 5-3 | 5-2 |
| Penalties | 6-60 | 5-42 |


INDIVIDUAL LEADERS

- Rushing
 - OM — Dillard 17-39 (TD); Westerman 7-36; Lofton 11-24
 - GT — Hardeman 14-76 (TD); Turner 20-56; Teas 11-47
- Passing
 - OM — Lear 8-19-3 122
 - GT — Brigman 5-7-1 39; Rodgers 4-9-0 55 (TD)
- Receiving
 - OM — Dillard 2-16; Westerman 2-23; Bridges 2-25; Slay 1-45
 - GT — Hardeman 2-24; Marks 2-14; Teas 2-12



1955 SUGAR BOWL

Navy 21
Ole Miss 0



George Harris

Navy shutdown an explosive Ole Miss offense en route to posting a 21-0 victory over the SEC Champion Rebels in front of 83,000 at the 1955 Sugar Bowl.

Ole Miss entered the game having outscored its opponents 283-47. However, the Midshipmen would outgain the Rebels 442-121, including holding a 295-78 advantage on the ground.

Navy took the opening kickoff and marched 70 yards for a three-yard touchdown run by Joe Gattuso to take a 7-0 lead. The Midshipmen would carry the seven-point lead into halftime.

Navy would also score on its first possession of the second half, taking the kickoff and marching 86 yards. John Weaver's 16-yard touchdown pass from George Welsh capped the 11-play drive and extended the lead to 14-0.

Gattuso would complete the scoring with his second touchdown, a one-yard run in the third quarter.

| | | | | | | |
|----------|---|---|----|---|---|----|
| OLE MISS | 0 | 0 | 0 | 0 | — | 0 |
| NAVY | 7 | 0 | 14 | 0 | — | 21 |

SCORING

- N — Gattuso 3 run (Weaver PAT)
- N — Weaver 16 pass from Welsh (Weaver PAT)
- N — Gattuso 1 run (Weaver PAT)

ATTENDANCE — 83,000

TEAM STATISTICS

| | OM | N |
|-----------------|--------|---------|
| First Downs | 5 | 20 |
| Rushing (Net) | 78 | 295 |
| Passing (Net) | 43 | 147 |
| Total Offense | 121 | 442 |
| Passing C-A-I | 5-18-0 | 12-28-4 |
| Punts-Avg. | 9-36.1 | 4-33.8 |
| Fumbles-Lost | 2-1 | 1-0 |
| Penalties-Yards | 6-50 | 1-15 |

INDIVIDUAL LEADERS

- Rushing
 - OM — Cothren 7-24
 - N — Gattuso 16-111 (2 TD); Weaver 16-106.
- Passing
 - OM — Day 2-9-0 16; Patton 3-6-0 27
 - N — Welsh 8-14 76 (TD); Echard 3-10-2 40
- Receiving
 - OM — Muirhead 2-16
 - N — Weaver 3-39 (TD); Beagle 3-19



1956 COTTON BOWL

Ole Miss 14
TCU 13



Eagle Day

Quarterback Eagle Day led Ole Miss to its first major bowl win with a 14-13 victory over TCU in the 1956 Cotton Bowl.

Jim Swink staked the Horned Frogs to a 13-0 lead with touchdown runs of one and 39 yards.

Day got the Rebels going with a four-play, 66-yard scoring drive that resulted in Paige Cothren's three-yard TD run to make it 13-7 at halftime.

After a scoreless third quarter, Day would engineer another 66-yard scoring match. A 13-yard pass from Day to Cothren on fourth down moved the ball to the Horned Frog 32. Two plays later, Day sprinted 25 yards to the five. Billy Lott then broke around right end for a five-yard touchdown and Cothren's PAT gave the Rebels a 14-13 lead with 4:22 remaining.

Eddie Crawford thwarted any comeback attempt by TCU with an interception. Day would then manage to run out the clock to secure the victory for Ole Miss.

| | | | | | | |
|----------|---|---|---|---|---|----|
| OLE MISS | 0 | 7 | 0 | 7 | — | 14 |
| TCU | 7 | 6 | 0 | 0 | — | 13 |

SCORING

- TCU — Swink 1 run (Pollard PAT)
- TCU — Swink 39 run (PAT missed)
- OM — Cothren 3 run (Cothren PAT)
- OM — Lott 5 run (Cothren PAT)

ATTENDANCE — 75,504

TEAM STATISTICS

| | OM | TCU |
|-----------------|---------|--------|
| First Downs | 12 | 11 |
| Rushing (Net) | 92 | 233 |
| Passing (Net) | 137 | 20 |
| Total Offense | 229 | 253 |
| Passing C-A-I | 10-21-0 | 2-5-2 |
| Punts-Avg. | 6-42.7 | 5-28.8 |
| Fumbles-Lost | 1-1 | 2-1 |
| Penalties-Yards | 6-80 | 8-80 |


INDIVIDUAL LEADERS

- Rushing
 - OM — Cothren 12-79 (TD)
 - TCU — Swink 19-107 (2 TD); Taylor 10-76
- Passing
 - OM — Day 10-21-0 137
 - TCU — Finney 1-3-2 7; Wineburg 1-1-0 7
- Receiving
 - OM — Kinard 6-83; Blair 7-28; Cothren 2-19; Bekes 1-7
 - TCU — Williams 1-13; Nickel 1-7



1958 SUGAR BOWL

Ole Miss 39
Texas 7



Ray Brown

John Vaught's Ole Miss squad captured its first Sugar Bowl Championship in three attempts by trouncing the Texas Longhorns of the Southwest Conference, 39-7 in front of 77,484 on New Year's Day in New Orleans.

All-SEC quarterback Ray Brown rushed for 157 yards and two scores, including a 92-yarder in the fourth quarter, to earn the game's Outstanding Player Award.

Sophomore quarterback Bobby Ray Franklin added 64 yards rushing in nine carries and a touchdown, as the Rebels rushed for a total of 304 yards.

Ole Miss limited Texas to 206 yards of total offense and forced eight turnovers in the win.

| | | | | | | |
|----------|---|----|---|----|---|----|
| OLE MISS | 6 | 13 | 7 | 13 | — | 39 |
| TEXAS | 0 | 0 | 0 | 7 | — | 7 |

SCORING

- OM — Brown 1 run (PAT missed)
- OM — Williams 3 pass from Brown (Khayat PAT)
- OM — Lovelace 9 run (Khayat PAT)
- OM — Franklin 3 run (Khayat PAT)
- UT — Blanch 1 run (Lackey PAT)
- OM — Brown 92 run (Khayat PAT)
- OM — Taylor 12 pass from Brewer (PAT missed)

ATTENDANCE — 77,484

TEAM STATISTICS

| | OM | UT |
|-----------------|--------|--------|
| First Downs | 18 | 13 |
| Rushing (Net) | 304 | 192 |
| Passing (Net) | 71 | 14 |
| Total Offense | 375 | 206 |
| Passing C-A-I | 7-16-0 | 2-11-4 |
| Punts-Avg. | 7-34.7 | 5-38.2 |
| Fumbles-Lost | 5-2 | 7-4 |
| Penalties-Yards | 9-95 | 6-30 |

INDIVIDUAL LEADERS

- Rushing
 - OM — Brown 15-157 (2 TD); Franklin 9-64 (TD)
 - UT — Blanch 11-58 (TD); Allen 8-43; Fondren 8-39; Welch 4-36
- Passing
 - OM — Brown 3-8-0 24 (TD); Franklin 2-6-0 22; Brewer 2-2-0 25 (TD)
 - UT — Lackey 2-5-2 14
- Receiving
 - OM — Williams 2-15 (1 TD); Taylor 2-20 (TD)
 - UT — Ramirez 1-3; Smith 1-11



1958 GATOR BOWL

Ole Miss 7
Florida 3



Richard Price

Jim Anderson's one-yard touchdown run in the first quarter proved to be enough as Ole Miss knocked off Florida 7-3 on an overcast day in the 1958 Gator Bowl.

The Rebels took the game's opening kickoff and marched 70 yards for the game's only touchdown.

Florida would take the ensuing kickoff and score on Billy Booker's 27-yard field goal to make it 7-3

with 7:44 left in the first quarter. Neither team would score the rest of the game.

The Gators had two opportunities to take the lead in the fourth quarter.

A surprise quick kick by Florida's Bobby Joe Green traveled 76 yards to just outside the Rebel 10 to start the final period. Milton Crain, looking for someone to block, stumbled over the ball, and Dave Hudson covered for the Gators. Florida would move to the two, but Richard Price stuffed a fourth-and-goal attempt for the Gators.

After a short punt, the Gators took over at the Rebel 26 and advanced to the 15 before Bill Churchwell forced and recovered a fumble.

The two teams would then exchange punts, however, Jimmy Dunn bobbed a Rebel punt at the Florida 48 and Ole Miss recovered. The Rebels then ran out the final 3:10 of the game.

| | | | | | | |
|----------|---|---|---|---|---|---|
| OLE MISS | 7 | 0 | 0 | 0 | — | 7 |
| FLORIDA | 3 | 0 | 0 | 0 | — | 3 |

SCORING

- OM — Anderson 1 run (Khayat PAT)
- UF — Booker 27 FG

ATTENDANCE — 41,312

TEAM STATISTICS

| | OM | UF |
|-----------------|---------|--------|
| First Downs | 9 | 12 |
| Rushing (Net) | 155 | 157 |
| Passing (Net) | 27 | 58 |
| Total Offense | 182 | 215 |
| Passing C-A-I | 2-7-0 | 5-11-1 |
| Punts-Avg. | 10-34.4 | 7-44.1 |
| Fumbles-Lost | 5-2 | 5-3 |
| Penalties-Yards | 2-10 | 3-25 |

INDIVIDUAL LEADERS

- Rushing
 - OM — Anderson 9-62 (TD); Lovelace 7-28
 - UF — Newbern 5-59; Milby 10-35
- Passing
 - OM — Franklin 2-7-0 27
 - UF — Dunn 5-11-1 58
- Receiving
 - OM — Grantham 1-15; Daniels 1-12
 - UF — Hudson 3-32



1960 SUGAR BOWL

Ole Miss 21
LSU 0



Bobby Franklin

A little over two months after Billy Cannon's famous 89-yard punt return on Halloween night lifted LSU to a 7-3 win over Ole Miss in Baton Rouge, the second-ranked Rebels and third-ranked Tigers were rematched in the 1960 Sugar Bowl.

This time, Ole Miss made sure there would be no heroics from Cannon. The Rebel defense limited the 1959 Heisman Trophy winner to

eight yards on six carries. The Tigers managed just 74 yards total on the night and were a -15 in the rushing department.

Ole Miss, led by Bobby Franklin's two touchdown passes, totaled 363 yards of offense and rolled to a 21-0 victory.

Franklin finished 10-of-15 passing for 148 yards and had touchdown passes of 18 yards to Larry Grantham and nine yards to George Blair in the second half. He would garner the game's Outstanding Player honor.

Ole Miss would finish the year 10-1 and was recognized as national champions by the Berryman, Billingsley, Dunkel and Sagarin ratings.

The 1959 squad would also go on to earn "Team of the Decade" honors within the SEC by the Associated Press.

| | | | | | | |
|----------|---|---|---|---|---|----|
| OLE MISS | 0 | 7 | 7 | 7 | — | 21 |
| LSU | 0 | 0 | 0 | 0 | — | 0 |

SCORING

- OM — Woodruff 43 pass from Gibbs (Franklin PAT)
- OM — Grantham 18 pass from Franklin (Khayat PAT)
- OM — Blair 9 pass from Franklin (Khayat PAT)

ATTENDANCE — 81,500

TEAM STATISTICS

| | OM | LSU |
|-----------------|---------|---------|
| First Downs | 19 | 6 |
| Rushing (Net) | 140 | -15 |
| Passing (Net) | 223 | 89 |
| Total Offense | 363 | 74 |
| Passing C-A-I | 15-27-2 | 9-25-2 |
| Punts-Avg. | 6-37.5 | 12-34.3 |
| Fumbles-Lost | 4-2 | 2-0 |
| Penalties-Yards | 7-65 | 4-30 |

INDIVIDUAL LEADERS

- Rushing
OM — Flowers 19-60; Blair 8-26
LSU — Cannon 6-8
- Passing
OM — Franklin 10-15-1 148 (2 TD); Gibbs 4-10-1 65 (TD)
LSU — Rabb 4-15-0 36
- Receiving
OM — Flowers 4-64
LSU — Cannon 3-39; McClain 3-31



1961 SUGAR BOWL

Ole Miss 14
Rice 6



Jim Anderson

Ole Miss completed its 1960 National Championship season with a 14-6 win over Rice in the 1961 Sugar Bowl. With the win, the Rebels finished the year 10-0-1, with the only blemish coming in the fashion of a 6-6 tie with LSU in October.

Jake Gibbs scored both of Ole Miss' touchdowns with runs of eight and three yards. Gibbs' eight-yard scamper gave the Rebels a 7-0 lead

in the first quarter.

The Owls used an 18-play, 77-yard scoring drive to make it 7-6 in the third. Butch Blaine completed the march with a two-yard run around the right end on fourth down. However, the PAT attempt failed, leaving the Rebels clinging to a one-point lead.

Ole Miss iced the game in the fourth quarter behind the running of Jim Anderson. Anderson's running helped set up Gibbs' three-yard score with 5:16 left.

Anderson finished the game with 59 yards rushing on 15 carries.

Following the game, Ole Miss was awarded the national title by the Football Writer's Association, and became the first SEC team to win the Grantland Rice Award.

| | | | | | | |
|----------|---|---|---|---|---|----|
| OLE MISS | 7 | 0 | 0 | 7 | — | 14 |
| RICE | 0 | 0 | 6 | 0 | — | 6 |

SCORING

- OM — Gibbs 8 run (Green PAT)
- RU — Blume 2 run (PAT missed)
- OM — Gibbs 3 run (Green PAT)

ATTENDANCE — 82,851

TEAM STATISTICS

| | OM | RU |
|-----------------|--------|---------|
| First Downs | 13 | 19 |
| Rushing (Net) | 143 | 103 |
| Passing (Net) | 43 | 178 |
| Total Offense | 186 | 281 |
| Passing C-A-I | 5-15-0 | 14-28-4 |
| Punts-Avg. | 5-41.6 | 3-34.0 |
| Fumbles-lost | 1-1 | 2-0 |
| Penalties-Yards | 2-10 | 6-30 |

INDIVIDUAL LEADERS

- Rushing
OM — Anderson 15-59; Doty 4-25; Crespino 2-25
RU — Blume 7-54 (TD)
- Passing
OM — Gibbs 5-15-0 43
RU — Cox 11-20-1 143; Kerbow 3-7-2 35
- Receiving
OM — Blair 2-18; Crespino 2-21
RU — Webb 3-31



1962 COTTON BOWL

Texas 12
Ole Miss 7



Reed Davis

Playing without All-America full-back Billy Ray Adams, Ole Miss became a 12-7 upset victim to Texas in the 1962 Cotton Bowl.

Adams was injured in a car accident two days after the Rebels' 37-7 win over Mississippi State in November, after returning from Jackson to attend a touchdown club meeting.

Ole Miss came into the contest sporting a 9-1 record and having

outscored its opponents 326-40. However, without Adams, the Longhorns made sure the Rebels didn't do damage through the air with All-America quarterback Glynn Griffing.

The Rebels held a 319-183 advantage in total offense, but couldn't overcome six turnovers, including five interceptions.

Griffing was 12-of-29 for 163 yards with three interceptions and a touchdown. Doug Elmore was intercepted twice in eight pass attempts.

Ole Miss' only points of the day came in the third quarter when Reed Davis scored on a 20-yard touchdown pass from Griffing to make it 12-7.

| | | | | | | |
|----------|---|---|---|---|---|----|
| OLE MISS | 0 | 0 | 7 | 0 | — | 7 |
| TEXAS | 6 | 6 | 0 | 0 | — | 12 |

SCORING

- UT — Saxton 1 run (PAT missed)
- UT — Collins 16 pass from Cotton (PAT missed)
- OM — Davis 20 pass from Griffing (Sullivan PAT)

ATTENDANCE — 75,000

TEAM STATISTICS

| | OM | UT |
|-----------------|---------|--------|
| First Downs | 17 | 12 |
| Rushing (Net) | 127 | 123 |
| Passing (Net) | 192 | 60 |
| Total Offense | 319 | 183 |
| Passing C-A-I | 15-37-5 | 6-13-3 |
| Punts-Avg. | 4-32.5 | 5-40.2 |
| Fumbles-Lost | 1-1 | 2-1 |
| Penalties-Yards | 4-30 | 3-35 |

INDIVIDUAL LEADERS

- Rushing
OM — Griffing 10-45; Doty 5-29
UT — Poag 11-54; Cotton 11-25
- Passing
OM — Griffing 12-29-3 163 (TD); Elmore 3-8-2 29
UT — Cotton 6-13-3 60 (TD)
- Receiving
OM — Guy 4-43; Doty 4-41; Holloway 3-30
UT — Saxton 3-18; Collins 2-30 (TD)



1963 SUGAR BOWL

Ole Miss 17
Arkansas 13



Louis Guy

Ole Miss completed a perfect 10-0 season with a 17-13 victory over Arkansas in the 1963 Sugar Bowl.

Quarterback Glynn Griffing was a near unanimous selection for the game's Most Valuable Player Award. He connected on 14-of-23 passes for 242 yards with one touchdown and one interception to break Davey O'Brien's 24-year-old Sugar Bowl passing yards record.

As effective as Griffing was through the air, it was his one-yard touchdown run in the third quarter that broke a 10-10 tie and put the Rebels up for good.

The Razorbacks could only answer with a 22-yard field goal from Tom McKnelly with 1:33 left in the third quarter.

Griffing's 33-yard touchdown pass to Louis Guy gave Ole Miss a 10-3 lead heading into the intermission.

| | | | | | | |
|----------|---|----|----|---|---|----|
| OLE MISS | 0 | 10 | 7 | 0 | — | 17 |
| ARKANSAS | 0 | 3 | 10 | 0 | — | 13 |

SCORING

- OM — Irwin 30 FG
- UA — McKnelly 30 FG
- OM — Guy 33 pass from Griffing (Irwin PAT)
- UA — Branch 5 pass from Moore (McKnelly PAT)
- OM — Griffing 1 run (Irwin PAT)
- UA — McKnelly 22 FG

ATTENDANCE — 82,900

TEAM STATISTICS

| | OM | UA |
|-----------------|---------|--------|
| First Downs | 22 | 7 |
| Rushing (Net) | 160 | 47 |
| Passing (Net) | 269 | 123 |
| Total Offense | 429 | 170 |
| Passing C-A-I | 18-28-1 | 6-18-2 |
| Punts-Avg. | 2-36.0 | 4-38.3 |
| Fumbles-Lost | 2-1 | 2-0 |
| Penalties-Yards | 4-40 | 2-13 |

INDIVIDUAL LEADERS

- Rushing
 - OM — Jennings 9-39; Weatherly 9-36
 - UA — Branch 7-21
- Passing
 - OM — Griffing 14-23-1 242 (TD); Weatherly 4-5-0 27
 - UA — Moore 5-10-0 55 (TD); Gray 1-8-2 68
- Receiving
 - OM — Morris 5-62; Guy 5-107 (TD); Randall 3-34
 - UA — Lamb 3-107; Branch 3-16 (TD)



1964 SUGAR BOWL

Alabama 12
Ole Miss 7



Perry Lee Dunn

Four plus inches of snow fell on New Orleans the day before Ole Miss took the field against Alabama in the 1964 Sugar Bowl.

Under the slippery conditions, the Rebels and Crimson Tide combined for 17 fumbles, including nine lost. Unfortunately for Ole Miss, the Rebels would fumble 11 times and lose six.

Alabama would also intercept three Ole Miss passes en route to receiving four Tim Davis field goals and post a 12-7 win.

Ole Miss' lone score would come in the fourth quarter on a five-yard pass from Perry Lee Dunn to Lee Smith to provide the 12-7 final.

The Rebels ended up with a 248-194 advantage in total offense, but most of the yards came too late. The Crimson Tide held a 112-34 edge in the first half to build a 9-0 halftime lead.

| | | | | | | |
|----------|---|---|---|---|---|----|
| OLE MISS | 0 | 0 | 0 | 7 | — | 7 |
| ALABAMA | 3 | 6 | 3 | 0 | — | 12 |

SCORING

- UA — Davis 46 FG
- UA — Davis 31 FG
- UA — Davis 34 FG
- UA — Davis 48 FG
- OM — Smith 5 pass from Dunn (Irwin PAT)

ATTENDANCE — 80,785

TEAM STATISTICS

| | OM | UA |
|-----------------|----------|--------|
| First Downs | 9 | 14 |
| Rushing (Net) | 77 | 165 |
| Passing (Net) | 171 | 29 |
| Total Offense | 248 | 194 |
| Passing C-A-I | 11-21-31 | 3-11-1 |
| Punts-Avg. | 4-44.0 | 5-36.8 |
| Fumbles-Lost | 11-6 | 6-3 |
| Penalties-Yards | 5-45 | 3-15 |

INDIVIDUAL LEADERS

- Rushing
 - OM — Dennis 7-37; Dunn 6-24
 - UA — Sloan 16-51; Nelson 16-47
- Passing
 - OM — Dunn 8-10-0 125 (TD); Weatherly 3-11-3 46
 - UA — Sloan 3-10-1 29
- Receiving
 - OM — Wells 4-76
 - UA — Stephens 1-15; Dill 1-9; Nelson 1-5



1964 BLUEBONNET BOWL

Tulsa 14
Ole Miss 7



Jim Weatherly

Tulsa quarterback Jerry Rhome passed for 252 yards and a score, and scored on a one-yard touchdown run to lead the Golden Hurricane to a 14-7 win in the 1964 Bluebonnet Bowl.

Rebel quarterback Jim Weatherly spotted Ole Miss a 7-0 lead with a one-yard scoring run in the second quarter.

Rhome's one-yard run tied the game at 7-7 heading into the half, and capped a 72-yard, eight play march by Tulsa.

Rhome would strike again midway through the third quarter. His 35-yard touchdown pass to Eddie Fletcher put Tulsa up 14-7 and the Golden Hurricane defense would hold the rest of the way.

Tulsa limited Ole Miss to 217 yards of total offense, while the Golden Hurricane totaled 323.

Weatherly was 16-of-24 passing, but managed just 113 yards and was intercepted twice.

Mike Dennis rushed for a game-high 73 yards on 17 carries and also caught nine passes for 114 yards.

| | | | | | | |
|----------|---|---|---|---|---|----|
| OLE MISS | 0 | 7 | 0 | 0 | — | 7 |
| TULSA | 0 | 7 | 7 | 0 | — | 14 |

SCORING

- OM — Weatherly 1 run (Irwin PAT)
- TU — Rhome 1 run (Twilley PAT)
- TU — Fletcher 35 pass from Rhome (Twilley PAT)

ATTENDANCE — 50,000

TEAM STATISTICS

| | OM | TU |
|-----------------|---------|---------|
| First Downs | 10 | 19 |
| Rushing (Net) | 104 | 71 |
| Passing (Net) | 113 | 252 |
| Total Offense | 217 | 323 |
| Passing C-A-I | 16-24-2 | 22-36-1 |
| Punts-Avg. | 8-31.1 | 7-31.6 |
| Fumbles-Lost | 2-0 | 1-0 |
| Penalties-Yards | 4-50 | 4-30 |

INDIVIDUAL LEADERS

- Rushing
 - OM — Dennis 17-73
 - TU — Daugherty 6-32; Rhome 22-29 (TD)
- Passing
 - OM — Weatherly 16-24-2 113
 - TU — Rhome 22-36-1 252 (TD)
- Receiving
 - OM — Dennis 9-114
 - TU — Daugherty 9-80; Roberts 8-108



1965 LIBERTY BOWL

Ole Miss 13
Auburn 7



Jimmy Keyes

Jimmy Keyes' two field goals helped propel Ole Miss to a 13-7 win over SEC-rival Auburn before 38,607 in the 1965 Liberty Bowl in Memphis.

Auburn drove to the Ole Miss nine with 33 seconds left in the game, but Tiger quarterback Alex Bowden was sacked on fourth down.

Keyes' first field goal, a 42-yarder in the second quarter, gave Ole Miss a 3-0 lead. The Tigers would quickly answer with a 44-yard touchdown run by fullback Tom Bryan with 6:58 left in the first half.

Ole Miss would take the lead for good in the third quarter when Doug Cunningham caught a six-yard touchdown pass from Jody Graves.

Keyes would later add a 30-yard field goal in the fourth quarter to provide the 13-7 margin.

Tailback Mike Dennis rushed for 75 yards on 15 carries for Ole Miss, and quarterback Jimmy Heidel added 72 yards on 16 attempts.

| | | | | | | |
|----------|---|---|---|---|---|----|
| OLE MISS | 0 | 3 | 7 | 3 | — | 13 |
| AUBURN | 0 | 7 | 0 | 0 | — | 7 |

SCORING

- OM — Keyes 42 FG
- AU — Bryan 44 run (Lewis PAT)
- OM — Cunningham 6 pass from Graves (Keyes PAT)
- OM — Keyes 30 FG

ATTENDANCE — 38,607

TEAM STATISTICS

| | OM | AU |
|-----------------|--------|---------|
| First Downs | 12 | 15 |
| Rushing (Net) | 189 | 156 |
| Passing (Net) | 24 | 112 |
| Total Offense | 213 | 268 |
| Passing C-A-I | 4-12-0 | 11-24-1 |
| Punts-Avg. | 9-34.8 | 8-39 |
| Fumbles-Lost | 0-0 | 0-0 |
| Penalties-Yards | 5-25 | 4-29 |

INDIVIDUAL LEADERS

- Rushing
 - OM — Dennis 15-75; Heidel 16-72; Wade 13-43
 - AU — Bryan 19-111 (TD)
- Passing
 - OM — Graves 2-10-0 15 (TD); Heidel 2-2-0 9
 - AU — Bowden 11-24-1 112
- Receiving
 - OM — Matthews 2-9
 - AU — Hardy 4-46; Bryant 3-23



1966 BLUEBONNET BOWL

Texas 19
Ole Miss 0



Bruce Newell

Ole Miss entered the 1966 Bluebonnet Bowl having recorded five shutouts and allowing only 46 points en route to an 8-2 regular season.

However, it was the defense of Texas that would shine in this match-up.

The Longhorns limited the Rebels to 208 yards of offense and posted a shutout in a 19-0 victory. Texas had scoring drives of 89,

68 and 53 yards.

Ole Miss had only two scoring threats on the day. On the first, Jimmy Keyes' 43-yard field goal attempt was wide. Later in the third quarter, the Rebels were stopped on fourth down at the Texas eight.

Texas running back Chris Gilbert rushed for 156 yards on 26 carries, including a one-yard touchdown run to give the Longhorns a 12-0 lead in the third.

Doug Cunningham had 60 yards on 12 rushes for Ole Miss, and also caught three passes for 17 yards.

| | | | | | | |
|----------|---|---|---|---|---|----|
| OLE MISS | 0 | 0 | 0 | 0 | — | 0 |
| TEXAS | 6 | 0 | 6 | 7 | — | 19 |

SCORING

- UT — Bradley 25 run (PAT missed)
- UT — Gilbert 1 run (PAT missed)
- UT — Bradley 4 run (Conway PAT)

ATTENDANCE — 67,000

TEAM STATISTICS

| | OM | UT |
|-----------------|---------|--------|
| First Downs | 7 | 19 |
| Rushing (Net) | 143 | 285 |
| Passing (Net) | 65 | 95 |
| Total Offense | 208 | 380 |
| Passing C-A-I | 10-26-4 | 5-17-4 |
| Punts-Avg. | 7-28.4 | 3-42.0 |
| Fumbles-Lost | 0-0 | 3-3 |
| Penalties-Yards | 8-84 | 4-34 |


INDIVIDUAL LEADERS

- Rushing
 - OM — Cunningham 12-60; Street 6-39; Newell 8-33
 - UT — Gilbert 26-156 (TD); Bradley 20-105 (2 TD)
- Passing
 - OM — Newell 9-20-2 54
 - UT — Bradley 4-12-2 49
- Receiving
 - OM — Matthews 3-24; Cunningham 3-17
 - UT — Gennusa 2-30; Baer 2-19



1967 SUN BOWL

Texas-El Paso 14
Ole Miss 7



Mac McClure

The University of Texas at El Paso scored two fourth quarter touchdowns and used a stingy defense to hand Ole Miss a 14-7 loss in front of 34,685 at the Sun Bowl in El Paso, Texas.

After a scoreless first quarter, Ole Miss took a 7-0 lead on a one-yard run by quarterback Bruce Newell. After that, the Rebels could manage very little offensively.

The Miners would limit Ole Miss to just 109 yards of total offense for the game.

Still, the Rebels carried a 7-0 lead into the final 15 minutes.

UTEP, though, would get a five-yard touchdown pass from Billy Stevens to Dave Karns to tie the score at 7-7 with 14:18 remaining.

The Miners would score the game-winning touchdown with 7:52 left when Larry McHenry found the end zone from four yards out.

Stevens finished the game 13-of-26 for 155 yards with one touchdown and one interception to earn Most Valuable Player honors.

| | | | | | | |
|----------|---|---|---|----|---|----|
| OLE MISS | 0 | 7 | 0 | 0 | — | 7 |
| UTEP | 0 | 0 | 0 | 14 | — | 14 |

SCORING

- OM — Newell 1 run (Brown PAT)
- UTEP — Karns 5 pass from Stevens (Waddles PAT)
- UTEP — McHenry 4 run (Waddles PAT)

ATTENDANCE — 34,685

TEAM STATISTICS

| | OM | UTEP |
|-----------------|---------|---------|
| First Downs | 6 | 16 |
| Rushing (Net) | 38 | 75 |
| Passing (Net) | 71 | 201 |
| Total Offense | 109 | 276 |
| Passing C-A-I | 12-23-1 | 16-35-1 |
| Punts-Avg. | 11-42.3 | 12-39.8 |
| Fumbles-Lost | 4-3 | 0-0 |
| Penalties-Yards | 5-33 | 9-92 |

INDIVIDUAL LEADERS

- Rushing
 - OM — Hindman 15-53
 - UTEP — McHenry 13-73 (TD); White 17-72
- Passing
 - OM — Newell 12-23-1 71
 - UTEP — Stevens 13-26-1 155 (TD); Dawson 3-9-0 46
- Receiving
 - OM — Matthews 4-25; Haik 3-24
 - UTEP — Wallace 6-83; Karns 5-56 (TD); Jones 4-38



1968 LIBERTY BOWL

Ole Miss 34
Virginia Tech 17



Steve Hindman

Ole Miss erased a 17-0 first quarter deficit to roll to a 34-17 win over Virginia Tech in the 1968 Liberty Bowl, in front of 42,206 on a bright, bitterly cold afternoon in Memphis.

Archie Manning's 24-yard touchdown pass to Hank Shows early in the second quarter put the Rebels on the board and trimmed the Hokies' lead to 17-7. Manning would later find Leon Felts for a 23-yard touchdown pass to pull Ole

Miss to within three at 17-14 heading into the break.

Steven Hindman broke a 79-yard scoring run just 21 seconds into the third quarter to give the Rebels the first lead of the day at 21-17.

Ole Miss would also get a 70-yard interception return for a touchdown by Robert Bailey and a pair of Van Brown field goals.

Hindman finished with 122 yards rushing on 15 carries and was named the game's Most Valuable Player and Outstanding Back.

| | | | | | | |
|---------------|----|----|---|----|---|----|
| OLE MISS | 0 | 14 | 7 | 13 | — | 34 |
| VIRGINIA TECH | 17 | 0 | 0 | 0 | — | 17 |

SCORING

- VT — Edwards 58 run (Simcsak PAT)
- VT — Smoot 7 run (Simcsak PAT)
- VT — Simcsak 29 FG
- OM — Shows 24 pass from Manning (Brown PAT)
- OM — Felts 23 pass from Manning (Brown PAT)
- OM — Hindman 79 run (Brown PAT)
- OM — Bailey 70 INT return (Brown PAT)
- OM — Brown 46 FG
- OM — Brown 26 FG

ATTENDANCE — 46,206

TEAM STATISTICS

| | OM | VT |
|-----------------|---------|--------|
| First Downs | 15 | 16 |
| Rushing (Net) | 185 | 330 |
| Passing (Net) | 141 | 2 |
| Total Offense | 326 | 332 |
| Passing C-A-I | 12-28-0 | 1-7-0 |
| Punts-Avg. | 5-37.4 | 7-40.7 |
| Fumbles-Lost | 3-2 | 5-3 |
| Penalties-Yards | 4-30 | 12-120 |

INDIVIDUAL LEADERS

- Rushing
 - OM — Hindman 15-122 (TD); Bowen 19-65
 - VT — Edwards 12-119 (TD); Smoot 21-91 (TD); Kincaid 15-55
- Passing
 - OM — Manning 12-28-0 141 (2 TD)
 - VT — Kincaid 0-4-0; Humphries 1-3-0-2
- Receiving
 - OM — Shows 6-70 (TD); Hindman 3-32
 - VT — Crigger 1-2



1970 SUGAR BOWL

Ole Miss 27
Arkansas 22



Bo Bowen

Junior quarterback Archie Manning passed for one touchdown and rushed for another to lead No. 13 Ole Miss to a 27-22 upset of No. 3 Arkansas in the 36th annual Sugar Bowl Classic.

Cloyce Hinton gave the Rebels a 27-12 lead with a 36-yard field goal in the third quarter, before the Razorbacks would begin to rally.

Arkansas received a 35-yard field goal from Bill McClard to cut the Ole Miss lead to 27-15 entering

the fourth quarter.

The Razorbacks then intercepted a Manning pass and took over at the Rebel 11. Two plays later, Bill Montgomery completed a six-yard touchdown pass to Bill Burnett to pull Arkansas to within 27-22 with 10:15 left.

Later, with 1:15 left in the game, Arkansas moved to the Ole Miss 36. Montgomery threw a strike to Chuck Dicus for 11 yards, however, Glenn Cannon's hit stripped Dicus of the ball and the Rebels recovered to secure the win.

Manning finished 21-of-35 passing for 273 yards with two interceptions. He also added 39 yards rushing to earn Most Outstanding Player honors.

| | | | | | | |
|----------|----|----|---|---|---|----|
| OLE MISS | 14 | 10 | 3 | 0 | — | 27 |
| ARKANSAS | 0 | 12 | 3 | 7 | — | 22 |

SCORING

- OM — Bowen 69 run (King PAT)
- OM — Manning 18 run (King PAT)
- UA — Burnett 12 run (PAT missed)
- OM — Hinton 52 FG
- OM — Studdard 30 pass from Manning (King PAT)
- UA — Dicus 47 pass from Montgomery (PAT failed)
- OM — Hinton 36 FG
- UA — McClard 35 FG
- UA — Burnett 6 pass from Montgomery (McClard PAT)

ATTENDANCE — 82,500

TEAM STATISTICS

| | OM | UA |
|-----------------|---------|---------|
| First Downs | 15 | 16 |
| First Downs | 21 | 24 |
| Rushing (Net) | 154 | 189 |
| Passing (Net) | 273 | 338 |
| Total Offense | 427 | 527 |
| Passing C-A-I | 21-35-2 | 17-35-2 |
| Punts-Avg. | 6-37.7 | 2-30.5 |
| Fumbles-Lost | 0-0 | 1-1 |
| Penalties-Yards | 11-101 | 3-22 |

INDIVIDUAL LEADERS

- Rushing
 - OM — Bowen 12-94 (TD); Manning 13-39 (TD)
 - UA — Maxwell 8-108; Burnett 17-59 (TD)
- Passing
 - OM — Manning 21-35-2 273 (TD)
 - UA — Montgomery 17-34-1 338 (2 TD)
- Receiving
 - OM — Poole 7-72; Studdard 5-109 (TD)
 - UA — Maxwell 9-137 (TD); Dicus 6-171 (TD)



1971 GATOR BOWL

Auburn 35
Ole Miss 28



Shug Chumbler

Archie Manning recorded 275 yards of total offense in his final game at Ole Miss, but it wasn't enough to rally the Rebels past Auburn, as the Tigers took home a 35-28 win in the 1971 Gator Bowl.

The game also marked the Rebels' 18th and final bowl appearance under head coach John Vaught.

Behind quarterback Pat Sullivan, the Tigers built a 21-0 second-quarter lead before

Manning engineered two touchdown drives before the half to make it 21-14.

The two teams would then trade touchdowns in the second half.

Manning finished completeing 19-of-28 passes for 180 yards with an interception. He connected with Floyd Franks on a 34-yard touchdown pass in the second quarter to make it 21-14.

Manning also added 95 yards rushing on 11 carries and scored Ole Miss' first points of the game on a two-yard run in the second quarter.

Sullivan passed for 351 yards and two scores for the Tigers. He completed 27-of-43 attempts and was intercepted once.

| | | | | | | |
|----------|----|----|----|---|---|----|
| OLE MISS | 0 | 14 | 7 | 7 | — | 28 |
| AUBURN | 14 | 7 | 14 | 0 | — | 35 |

SCORING

- AU — Beasley 8 pass from Sullivan (Jett PAT)
- AU — Bresler 7 pass from Sullivan (Jett PAT)
- AU — Sullivan 37 run (Jett PAT)
- OM — Manning 2 run (Poole PAT)
- OM — Franks 34 pass from Manning (Poole PAT)
- AU — Zofko 6 run (Jett PAT)
- OM — Poole 23 pass from Chumbler (Poole PAT)
- AU — Willingham 54 punt return (Jett PAT)
- OM — Chumbler 1 run (Poole PAT)

ATTENDANCE — 71,136

TEAM STATISTICS

| | OM | AU |
|-----------------|---------|---------|
| First Downs | 21 | 23 |
| Rushing (Net) | 209 | 208 |
| Passing (Net) | 256 | 351 |
| Total Offense | 465 | 559 |
| Passing C-A-I | 23-39-1 | 27-44-1 |
| Punts-Avg. | 6-47.3 | 27-44.1 |
| Fumbles-Lost | 3-2 | 5-3 |
| Penalties-Yards | 2-13 | 6-63 |

INDIVIDUAL LEADERS

- Rushing
 - OM — Manning 11-95 (TD)
 - AU — Clark 14-108; Sullivan 10-35
- Passing
 - OM — Manning 19-28-1 180 (TD); Chumbler 4-11-0 76 (TD)
 - AU — Sullivan 27-43-1 351 (2 TD)
- Receiving
 - OM — Poole 9-111 (TD); Franks 7-78 (TD)
 - AU — Beasley 8-143 (TD)



1971 PEACH BOWL

Ole Miss 41
Georgia Tech 18



Norris Weese

Ole Miss built a 38-6 halftime lead en route to a 41-18 win over Georgia Tech in the 1971 Peach Bowl, played on a soggy field at Atlanta Stadium.

The victory gave first-year head coach Billy Kinard a win in his first bowl game and completed a 10-2 season for Ole Miss.

Quarterback Norris Weese passed for 116 yards and added 32 rushing to earn the Most

Valuable Offensive Player trophy. He gave the Rebels a 7-0 lead in the first quarter on a one-yard run and connected on an 11-yard touchdown pass to Riley Myers to make it 38-6.

Linebacker Crowell Armstrong took home the Most Valuable Defensive Player trophy.

Tailback Greg Ainsworth rushed for a game-high 119 yards on 28 carries.

| | | | | | | |
|--------------|----|----|---|---|---|----|
| OLE MISS | 10 | 28 | 0 | 3 | — | 41 |
| GEORGIA TECH | 0 | 6 | 6 | 6 | — | 18 |

SCORING

- OM — Weese 1 run (Hinton PAT)
- OM — Hinton 25 FG
- OM — Porter 2 run (Hinton PAT)
- OM — Porter 10 run (Hinton PAT)
- OM — Felts 15 pass from Lyons (Hinton PAT)
- OM — Myers 11 pass from Weese (Hinton PAT)
- GT — Healy 2 run (Run failed)
- GT — Healy 1 run (Pass failed)
- OM — Hinton 30 FG
- GT — Healy 1 run (Run failed)

ATTENDANCE — 38,599

TEAM STATISTICS

| | OM | GT |
|-----------------|--------|--------|
| First Downs | 17 | 16 |
| Rushing (Net) | 179 | 166 |
| Passing (Net) | 139 | 151 |
| Total Offense | 318 | 317 |
| Passing C-A-I | 9-18 | 13-26 |
| Punts-Avg. | 5-37.4 | 5-31.2 |
| Fumbles-Lost | 2-1 | 3-3 |
| Penalties-Yards | 5-25 | 8-38 |

INDIVIDUAL LEADERS

- Rushing
 - OM — Ainsworth 28-119; Weese 11-32 (TD); Porter 8-26 (2 TD)
 - GT — Hennessey 6-56; Cunningham 5-30
- Passing
 - OM — Weese 7-14-0 116 (TD)
 - GT — McAshan 13-26-2 151
- Receiving
 - OM — Barry 3-39; Myers 2-49 (TD); Felts 2-23 (TD)
 - GT — Owings 5-87; Oven 3-26; McNamara 2-22



1983 INDEPENDENCE BOWL

Air Force 9
Ole Miss 3



Andre Townsend

Ole Miss ended a 12-year drought with an appearance in the 1983 Independence Bowl. However, the Rebels return to the postseason wouldn't be a successful one as nationally-ranked Air Force used three field goals from Sean Pavlich to forge a 9-3 win on a rainy evening in Shreveport, La.

The Rebels held in check a powerful wishbone attack by the Falcons, one which averaged more than 400 yards per game during

the 1983 season. Ole Miss used a gallant goal line stand midway through the fourth quarter to stay within striking range.

Pavlich gave Air Force a 6-0 lead with field goals of 44 and 39 yards. The Rebels got on the board just before halftime on a 39-yard field goal by Neil Teevan with four seconds remaining.

Pavlich's third field goal of the night, a 27-yarder with 7:59 left in the third quarter, marked the end of the scoring.

Air Force held a 348-244 advantage in total offense and had a 37:13 edge in time of possession.

Buford McGee rushed for 11 yards on 22 carries for the Rebels.

The 1983 Independence Bowl marked Ole Miss' first bowl appearance under head coach Billy Brewer.

| | | | | | | |
|-----------|---|---|---|---|---|---|
| OLE MISS | 0 | 3 | 0 | 0 | — | 3 |
| AIR FORCE | 3 | 3 | 3 | 0 | — | 9 |

SCORING

- AF — Pavlich 44 FG 7:37-1Q
- AF — Pavlich 39 FG 7:39-2Q
- OM — Teevan 39 FG 0:04-2Q
- AF — Pavlich 27 FG 7:59-3Q

ATTENDANCE — 41,274

TEAM STATISTICS

| | OM | AF |
|--------------------|---------|--------|
| First Downs | 11 | 18 |
| Rushing (Net) | 106 | 277 |
| Passing (Net) | 138 | 71 |
| Total Offense | 244 | 348 |
| Passing C-A-I | 11-27-2 | 6-7-0 |
| Punts-Avg. | 5-43.6 | 3-30.3 |
| Fumbles-Lost | 1-0 | 3-3 |
| Penalties-Yards | 4-40 | 4-19 |
| Time of Possession | 22:47 | 37:13 |

INDIVIDUAL LEADERS

- Rushing
 - OM — McGee 22-111; Humphrey 6-15
 - AF — Brown 12-91; Louthan 25-67; Kershner 15-58
- Passing
 - OM — Powell 11-27-2 138
 - AF — Louthan 6-7-0 71
- Receiving
 - OM — Moffett 6-96; Holder 3-27
 - AF — Kirby 3-49; Rose 2-28



1986 INDEPENDENCE BOWL

Ole Miss 20
Texas Tech 17



Mark Young

Mark Young passed for an Ole Miss bowl record of 343 yards to lead the Rebels to the first bowl victory in 15 years with a 20-17 victory over Texas Tech in the 1986 Independence Bowl.

Young would break five school bowl records, all held by former standout Archie Manning, on his way to being named Offensive Player of the Game. Young completed 31-of-50 passes and had 314 yards of total offense in 62 plays. All were new Rebel marks.

Ole Miss lead 17-7 at halftime as Bryan Owen hit a 21-yard field goal with one second left in the first half.

Texas Tech pulled to within 17-14 early in the third quarter when Merv Scurlak returned an interception 33 yards for a score. The Red Raiders then tied the game on Scott Segrist's 19-yard field goal with 14:52 left in the game.

Young and the Rebels would answer on the next possession with a 48-yard field goal by Owen with 12:16 remaining to break the 17-17 deadlock.

| | | | | | | |
|------------|---|----|---|---|---|----|
| OLE MISS | 7 | 10 | 0 | 3 | — | 20 |
| TEXAS TECH | 0 | 7 | 7 | 3 | — | 17 |

SCORING

- OM — Goodloe 1 run (Owen PAT) 8:21-1Q
- OM — Mickles 9 run (Owen PAT) 14:57-2Q
- TT — Gray 1 run (Segrist PAT) 7:47-2Q
- OM — Owen 21 FG 0:01-2Q
- TT — Scurlark 33 interception (Segrist PAT) 11:15-3Q
- TT — Segrist 19 FG 14:52-4Q
- OM — Owen 48 FG 12:16-4Q

ATTENDANCE — 46,369

TEAM STATISTICS

| | OM | TTU |
|--------------------|---------|---------|
| First downs | 26 | 18 |
| Rushing (Net) | 60 | 175 |
| Passing (Net) | 343 | 181 |
| Total Offense | 403 | 356 |
| Passing C-A-I | 31-50-1 | 17-40-1 |
| Punts-Avg. | 6-45.5 | 8-41.5 |
| Fumbles-Lost | 1-1 | 2-0 |
| Penalties-Yards | 5-33 | 5-60 |
| Time of Possession | 32:09 | 27:51 |

INDIVIDUAL LEADERS

- Rushing
 - OM — Mickles 19-53 (1 TD); Sykes 7-16
 - TT — Farris 17-99; Garnett 8-36
- Passing
 - OM — Young 31-50-1 343
 - TT — Tolliver 17-40-1 181
- Receiving
 - OM — Ambrose 8-102; Myers 4-69; Perry 5-47
 - TT — Price 9-74; Walker 3-71



1989 LIBERTY BOWL

Ole Miss 42
Air Force 29



John Darnell

In a game billed to be an offensive shootout, Ole Miss outlasted Air Force 42-29 in the 31st annual Liberty Bowl in Memphis, Tenn.

Chucky Mullins, the defensive back who was paralyzed in an October 28, game with Vanderbilt, visited the Ole Miss locker room prior to the game in his first trip outside Baptist Memorial Hospital in Memphis since the injury.

The visit seemed to energize the Rebels as they raced to a 28-9 halftime lead.

Liberty Bowl MVP Randy Baldwin rushed for 177 yards on 14 carries with two touchdowns, and John Darnell passed for 261 yards and a score.

The two teams combined for 55 first downs and 1,046 yards of total offense. Ole Miss held a 30-25 advantage in first downs, and a 533-513 edge in total yards.

| | | | | | | |
|-----------|----|----|---|----|---|----|
| OLE MISS | 14 | 14 | 7 | 7 | — | 42 |
| AIR FORCE | 9 | 0 | 6 | 14 | — | 29 |

SCORING

- OM — Hines 32 pass from Darnell (Hogue PAT) 3:53-1Q
- AF — Wood 37 FG 11:16-1Q
- OM — Baldwin 23 run (Hogue PAT) 9:18-1Q
- AF — Dowis 2 run (pass failed) 3:19-1Q
- OM — Baldwin 21 run (Hogue PAT) 10:20-2Q
- OM — Coleman 58 punt return (Hogue kick) 1:21-2Q
- AF — Johnson 3 run (run failed) 12:50-3Q
- OM — Coleman 11 run (Hogue PAT) 0:26-3Q
- OM — Thigpen 8 pass from Shows (Hogue PAT) 10:44-4Q
- AF — Senn 35 pass from McDowell (pass failed) 9:02-4Q
- AF — Senn 21 pass from McDowell (Durham run) 2:34-4Q

ATTENDANCE — 60,128

TEAM STATISTICS

| | OM | AF |
|--------------------|---------|---------|
| First Downs | 30 | 25 |
| Rushing (Net) | 248 | 259 |
| Passing (Net) | 285 | 233 |
| Total Offense | 533 | 513 |
| Passing C-A-I | 21-37-0 | 14-24-2 |
| Punts-Avg. | 5-38.2 | 4-43.3 |
| Fumbles-Lost | 2-2 | 3-2 |
| Penalties-Yards | 7-45 | 2-12 |
| Time of Possession | 27:15 | 32:45 |

INDIVIDUAL LEADERS

- Rushing
 - OM — Baldwin 14-177-2; Shows 4-14; Ashley 3-12
 - AF — Dowis 18-92-1; Johnson 10-48-1; Lewis 14-42
- Passing
 - OM — Darnell 19-33-0-261 (TD); Shows 2-4-0-24 (TD)
 - AF — Dowis 7-16-2-86; McDowell 7-8-0-147 (2 TD)
- Receiving
 - OM — Green 5-72; Hines 3-69-1; Gebbia 2-40
 - AF — Senn 7-150-2; Van Hulzen 5-57



1991 GATOR BOWL

Michigan 35
Ole Miss 3



Brian Lee

Michigan rolled up 715 yards of total offense and broke open a 14-3 game with 21 third-quarter points to roll to a 35-3 win over Ole Miss in the 1991 Gator Bowl in Jacksonville, Fla.

The Wolverines entered the game 8-3, however, Michigan was a combined six points from being a perfect 11-0 and playing for the national championship in the Rose Bowl.

Michigan quarterback Elvis Grbac passed for 296 yards and four touchdowns, while wide receiver Desmon Howard caught six passes for 167 yards and two touchdowns.

Brian Lee accounted for Ole Miss' only points of the game, connecting for a 51-yard field goal to make it 7-3 with 8:00 left in the second quarter.

| | | | | | | |
|----------|---|---|----|---|---|----|
| OLE MISS | 0 | 3 | 0 | 0 | — | 3 |
| MICHIGAN | 7 | 7 | 21 | 0 | — | 35 |

SCORING

- UM — Howard 63 pass from Grbac (Carlson PAT) 1:04-1Q
- OM — Lee 51 FG, 8:00-2Q
- UM — Bunch 7 pass from Grbac (Carlson PAT) 4:19-2Q
- UM — Howard 50 pass from Grbac (Carlson PAT) 10:53-3Q
- UM — Bunch 5 run (Carlson PAT) 3:39-3Q
- UM — Alexander 33 pass from Grbac (Carlson PAT) :31-3Q

ATTENDANCE — 68,927

TEAM STATISTICS

| | OM | UM |
|--------------------|---------|---------|
| First Downs | 20 | 35 |
| Rushing (Net) | 93 | 391 |
| Passing (Net) | 240 | 324 |
| Total Offense | 333 | 715 |
| Passing C-A-I | 18-32-4 | 20-32-2 |
| Punts-Avg. | 5-38.0 | 2-24.5 |
| Fumbles-Lost | 4-2 | 2-1 |
| Penalties-Yards | 4-49 | 6-69 |
| Time of Possession | 23:37 | 36:23 |

INDIVIDUAL LEADERS

- Rushing
 - OM — Baldwin 8-54; Thigpen 6-32; Billings 2-6; Courtney 1-6
 - UM — Vaughn 15-128; Powers 14-112; Bunch 11-54-1; Legette 5-54
- Passing
 - OM — Shows 21-13-3 165; Luke 11-5-1 65
 - UM — Grbac 25-16-1 296 (4 TD); Sallom 7-4-1 28
- Receiving
 - OM — Brownlee 5-71; Roberts 4-67; Owens 3-42; Small 1-25
 - UM — Howard 6-167 (2 TD); Alexander 2-50 (TD); VanDyne 3-32; Bunch 2-22 (TD)



1992 LIBERTY BOWL

Ole Miss 13
Air Force 0



Russ Shows

For the third time in 10 years, Ole Miss and Air Force faced each other in a bowl game. For the second time in four years, that match-up took place in the Liberty Bowl.

Behind the play of linebacker Cassius Ware, Ole Miss held Air Force to 185 yards of total offense to pitch a 13-0 shutout of the Falcons. The shutout marked the first time in 150 games that Air Force had been held scoreless.

Ware was credited with 10 tackles, including two sacks, to earn Liberty Bowl MVP honors.

Dou Innocent gave Ole Miss a 7-0 lead with a five-yard touchdown run in the first quarter. The Rebels would then receive field goals of 24 and 29 yards from Brian Lee.

Innocent finished with 65 yards on 17 carries and Cory Philpot added 55 yards rushing on 10 attempts.

Quarterback Russ Shows completed 9-of-19 passes for 163 yards.

| | | | | | | |
|-----------|---|---|---|---|---|----|
| OLE MISS | 7 | 3 | 0 | 3 | — | 13 |
| AIR FORCE | 0 | 0 | 0 | 0 | — | 0 |

SCORING

- OM — Innocent 5 run (Lee PAT) 2:42-1Q
- OM — Lee 24 FG 11:11-2Q
- OM — Lee 29 FG 9:56-4Q

ATTENDANCE — 32,107

TEAM STATISTICS

| | OM | AF |
|--------------------|--------|---------|
| First Downs | 13 | 14 |
| Rushing (Net) | 168 | 104 |
| Passing (Net) | 163 | 81 |
| Total Offense | 331 | 185 |
| Passing C-A-I | 9-19-0 | 10-17-2 |
| Punts-Avg. | 5-20.2 | 7-33.0 |
| Fumbles-Lost | 2-1 | 2-1 |
| Penalties-Yards | 7-57 | 6-53 |
| Time of Possession | 27:56 | 32:04 |

INDIVIDUAL LEADERS

- Rushing
 - OM — Innocent 17-65 (TD); Philpot 10-55; Courtney 7-30
 - AF — Pastorello 49; Onuoha 27; Young 23
- Passing
 - OM — Shows 9-19-0 163
 - AF — Baker 5-8-0 26; Teigen 5-8-1 55; Young 0-1-1 0
- Receiving
 - OM — Courtney 4-63; Small 2-59; Kohn 2-42
 - AF — Wilkie 3-14; Hufford 2-18

1997 MOTOR CITY BOWL

Ole Miss 34
Marshall 31



Deuce McAllister

Freshman running back Deuce McAllister's one-yard plunge with 31 seconds remaining lifted Ole Miss to a 34-31 win over Marshall in the inaugural Motor City Bowl, played at the Pontiac Silverdome.

The Motor City Bowl marked the Rebels' first postseason appearance after a four-year hiatus, and was Ole Miss' first under head coach Tommy Tuberville.

Senior quarterback Stewart Patridge garnered MVP honors, passing for 332 yards and three

touchdowns. He completed 29-of-47 passes and was intercepted once.

1.1The Thundering Herd, of the Mid-American Conference, featured Chad Pennington. Pennington was 23-of-45 passing for 337 yards and three touchdowns, and Randy Moss caught six passes for 173 yards and a score.

1.1The two teams combined for 1,000 yards of total offense and the game featured six lead changes.

| | | | | | | |
|----------|----|---|----|----|---|----|
| OLE MISS | 7 | 0 | 14 | 13 | — | 34 |
| MARSHALL | 10 | 7 | 0 | 14 | — | 31 |

SCORING

- OM — Avery 1 run (Lindsey kick) 14:36-1Q
- MU — Moss 80 pass from Pennington (Malashevich kick) 14:19-1Q
- MU — Malashevich 36 FG 0:22-1Q
- MU — Colclough 19 pass from Pennington (Malashevich kick) 9:04-2Q
- OM — Rone 13 pass from Patridge (Lindsey kick) 11:46-3Q
- OM — McAllister 20 pass from Patridge (Lindsey kick) 6:00-3Q
- MU — Chapman 6 pass from Pennington (Malashevich kick) 10:12-4Q
- OM — G. Heard 19 pass from Patridge (Lindsey kick) 5:39-4Q
- MU — Chapman 9 run (Malashevich kick) 2:57-4Q
- OM — McAllister 1 run (Lindsey kick) 0:31-4Q

ATTENDANCE — 43,340

TEAM STATISTICS

| | OM | MU |
|--------------------|---------|---------|
| First Downs | 29 | 23 |
| Rushing (Net) | 179 | 170 |
| Passing (Net) | 332 | 337 |
| Total Offense | 511 | 507 |
| Passing C-A-I | 29-48-1 | 23-45-0 |
| Punts-Avg. | 4-41.8 | 7-39.7 |
| Fumbles-Lost | 0-0 | 3-2 |
| Penalties-Yards | 7-71 | 10-93 |
| Time of Possession | 34:21 | 25:39 |

INDIVIDUAL LEADERS

- Rushing
 - OM — Avery 27-110 (TD); McAllister 8-71 (TD)
 - MU — Chapman 19-153 (TD)
- Passing
 - OM — Patridge 29-47-1-332 (3 TD); King 0-1-1-0
 - MU — Pennington 23-45-0-337 (3 TD)
- Receiving
 - OM — Peterson 7-66; French 6-37
 - MU — Colclough 8-84 (TD); Moss 6-173 (TD)



1998 INDEPENDENCE BOWL

Ole Miss 35
Texas Tech 18



Romaro Miller

Sophomore quarterback Romaro Miller returned from a broken collarbone suffered from three weeks earlier to pass for 216 yards and three touchdowns to lead Ole Miss to a 35-18 win over Texas Tech in the 1998 Independence Bowl.

The game also marked the Rebel debut of head coach David Cutcliffe, who was hired less than a month before the game from his offensive coordinator position at Tennessee.

Miller completed 14-of-23 passes and was intercepted once. His three touchdown passes set a new Independence Bowl record, and he also garnered Offensive MVP honors.

Junior defensive tackle Kendrick Clancy anchored an Ole Miss defense that limited the Red Raiders to 285 yards of total offense. Clancy would earn the bowl's Defensive MVP honors.

Sophomore running back Deuce McAllister scored three touchdowns on the evening. He scored on a 32-yard pass from Miller in the second quarter to give the Rebels a 14-7 lead. He later scored on a four-yard run to make it 28-10 and capped the scoring by returning an onside kick 48 yards with 38 seconds remaining.

| | | | | | | |
|------------|---|---|---|----|---|----|
| OLE MISS | 7 | 7 | 0 | 21 | — | 35 |
| TEXAS TECH | 7 | 3 | 0 | 8 | — | 18 |

SCORING

- TT — Dorris 22 pass from Peters (Birkholz kick) 5:47-1Q
- OM — Lucas 33 pass from Miller (McGee kick) 1:18-1Q
- OM — McAllister 32 pass from Miller (McGee kick) 6:04-2Q
- TT — Birkholz 49 FG 2:18-2Q
- OM — Peterson 26 pass from Miller (McGee kick) 8:22-4Q
- OM — McAllister 4 run (McGee kick) 3:28-4Q
- TT — McCullar 14 fumble return (Winn pass from Tittle) 0:44-4Q
- OM — McAllister 43 kickoff return (McGee kick) 0:38-4Q

ATTENDANCE — 46,862

TEAM STATISTICS

| | OM | TT |
|--------------------|---------|---------|
| First Downs | 19 | 18 |
| Rushing (Net) | 139 | 82 |
| Passing (Net) | 216 | 203 |
| Total Offense | 355 | 285 |
| Passing C-A-I | 23-14-1 | 30-16-2 |
| Punts-Avg. | 5-32.4 | 6-30.8 |
| Fumbles-Lost | 3-2 | 2-1 |
| Penalties-Yards | 7-86 | 5-55 |
| Time of Possession | 34:47 | 25:13 |

INDIVIDUAL LEADERS

- Rushing
 - OM — McAllister 27-79 (TD), Stackhouse 9-37
 - TT — Williams 23-85, Peters 6-9
- Passing
 - OM — Miller 23-14-1-216 (3TD)
 - TT — Tittle 19-11-2-134; Peters 11-5-0-69 (TD)
- Receiving
 - OM — French 4-46, Peterson 3-54 (TD)
 - TT — Dorris 5-66 (TD), Hart 4-50



1999 INDEPENDENCE BOWL

Ole Miss 27
Oklahoma 25



Les Binkley

Les Binkley's 39-yard field goal as time expired lifted Ole Miss to a 27-25 win over Oklahoma, New Year's Eve night in the 1999 Sanford Independence Bowl. The contest was the final college football game of the 20th century.

The Sooners had taken a 25-24 lead with 2:17 left in the fourth quarter when Josh Heupel found Quenton Griffin for a 17-yard touchdown pass.

Deuce McAllister would return the ensuing kickoff 42 yards to the Ole Miss 43. He then reeled off runs of eight and nine yards to move the Rebels into Sooner territory and helped set up Binkley's game-winning field goal.

McAllister finished with 239 all-purpose yards, including 121 yards rushing on 17 carries. He broke an 80-yard touchdown run in the second quarter to give the Rebels a 21-3 halftime lead.

| | | | | | | |
|----------|---|----|----|---|---|----|
| OLE MISS | 7 | 14 | 0 | 6 | — | 27 |
| OKLAHOMA | 3 | 0 | 15 | 7 | — | 25 |

SCORING

- OM — McAllister 25 pass from Miller (Binkley kick) 9:09-1Q
- OU — Duncan 34 FG 5:22-1Q
- OM — Bettis 9 pass from Miller (Binkley kick) 8:13-2Q
- OM — McAllister 80 run (Binkley kick) 4:05-2Q
- OU — Jackson 3 pass from Heupel (Duncan kick) 11:26-3Q
- OU — Daniels 41 pass from Heupel (Hammons pass) 3:58-3Q
- OM — Binkley 29 FG 11:18-4Q
- OU — Griffin 17 pass from Heupel (Duncan kick) 2:17-4Q
- OM — Binkley 39 FG 0:00-4Q

ATTENDANCE — 49,873

TEAM STATISTICS

| | OM | OU |
|--------------------|---------|---------|
| First Downs | 19 | 27 |
| Rushing (Net) | 159 | 91 |
| Passing (Net) | 202 | 390 |
| Total Offense | 361 | 481 |
| Passing C-A-I | 29-18-2 | 54-39-1 |
| Punts-Avg. | 5-39.4 | 1-10.0 |
| Fumbles-Lost | 1-0 | 3-3 |
| Penalties-Yards | 3-13 | 4-35 |
| Time of Possession | 29:24 | 30:36 |

INDIVIDUAL LEADERS

- Rushing
 - OM — McAllister 17-121 (TD), Gunn 5-27
 - OU — Griffin 12-86, Daniels 2-25
- Passing
 - OM — Miller 28-18-2-202 (2 TD)
 - OU — Heupel 53-39-1-390 (3 TD)
- Receiving
 - OM — Peterson 5-51, McAllister 3-55 (TD)
 - OU — Jackson 10-76 (TD), Griffin 8-65 (TD)



2000 MUSIC CITY BOWL

West Virginia 49
Ole Miss 38



Eli Manning

Redshirt freshman quarterback Eli Manning came off the bench to throw three fourth-quarter touchdown passes, but it wasn't enough to overcome a 49-9 deficit as Ole Miss fell 49-38 to West Virginia in the 2000 Music City Bowl. The game was the final one for Mountaineer head coach Don Nehlen's 21-year career at the school.

Leading 35-9 at the half, Shawn Terry returned the second half kickoff 99 yards to extend the West

Virginia lead to 42-9. The Mountaineers then made it 49-9 on a 10-yard pass from Brad Lewis to Khori Ivy.

Romaro Miller scored on a seven-yard run with 7:52 left in the third quarter to make it 49-16 before Manning would take over the offense.

In the final 15 minutes, Manning threw touchdown passes of 23 yards to Jamie Armstrong, 18 yards to Omar Rayford and 16 yards to Toward Sanford.

Manning's three touchdown passes tied an Ole Miss bowl record. He finished 12-of-20 for 167 yards and was intercepted once.

| | | | | | | |
|---------------|---|----|----|----|---|----|
| OLE MISS | 3 | 6 | 7 | 22 | — | 38 |
| WEST VIRGINIA | 7 | 28 | 14 | 0 | — | 49 |

SCORING

- WV — Ours 40 pass from Lewis (Rauh kick) 9:27-1Q
- OM — Binkley 23 FG 1:51-1Q
- WV — Ivy 11 pass from Lewis (Rauh kick) 13:39-2Q
- OM — Binkley 47 FG 8:41-2Q
- WV — Brown 35 pass from Lewis (Rauh kick) 8:12-2Q
- OM — Binkley 26 FG 4:22-2Q
- WV — Brown 60 pass from Lewis (Rauh kick) 3:59-2Q
- WV — Ours 1 run (Rauh kick) 2:04-2Q
- WV — Terry 99 kickoff return (Rauh kick) 14:42-3Q
- WV — Ivy 10 pass from Lewis (Rauh kick) 9:59-3Q
- OM — Miller 7 run (Binkley kick) 7:52-3Q
- OM — Armstrong 23 pass from Manning (Binkley kick) 13:08-4Q
- OM — Rayford 18 pass from Manning (Binkley kick) 9:08-4Q
- OM — Sanford 16 pass from Manning (Taylor pass) 6:34-4Q

ATTENDANCE — 47,119

TEAM STATISTICS

| | OM | WV |
|--------------------|---------|---------|
| First Downs | 28 | 19 |
| Rushing (Net) | 96 | 114 |
| Passing (Net) | 388 | 318 |
| Total Offense | 484 | 432 |
| Passing C-A-I | 51-28-3 | 21-15-1 |
| Punts-Avg. | 3-29.3 | 2-39.0 |
| Fumbles-Lost | 1-0 | 0-0 |
| Penalties-Yards | 12-93 | 8-77 |
| Time of Possession | 35:16 | 24:44 |


INDIVIDUAL LEADERS

- Rushing
 - OM — Gunn 8-34, Miller 7-32 (TD)
 - WV — Cobourne 27-125, Ours 3-5 (TD)
- Passing
 - OM — Miller 31-16-2-221, Manning 20-12-1-167 (3 TD)
 - WV — Lewis 21-15-1-318 (5 TD)
- Receiving
 - OM — Collins 5-65, Heard 4-46, Armstrong 3-59 (TD)
 - WV — Brown 6-156 (2 TD), Ivy 6-99 (2 TD)



2002 INDEPENDENCE BOWL

Ole Miss 27
Nebraska 23



Jesse Mitchell

Jonathan Nichols' 43-yard field goal with 4:36 remaining in the game helped Ole Miss post a 27-23 win over Nebraska in the 2002 Independence Bowl.

Junior quarterback Eli Manning completed 25-of-44 passes for 313 yards and a touchdown to earn Most Valuable Offensive Player honors.

The Cornhuskers took a 17-7 lead with 2:43 left in the first half when Deluan Groce returned a punt

60 yards for a score.

Manning would engineer a nine-play, 88-yard drive in 1:11, capped by a one-yard run by Toward Sanford to pull the Rebels to within 17-14 at halftime.

Nichols tied the game in the third quarter with a 37-yard field goal and Nebraska answered with a 23-yard field goal by Josh Brown to take a 20-17 lead with 7:06 left in the quarter.

Sanford's second one-yard touchdown run of the day with 3:24 left in the third quarter put Ole Miss on top for good at 24-20.

| | | | | | | |
|----------|---|----|----|---|---|----|
| NEBRASKA | 3 | 14 | 3 | 3 | — | 23 |
| OLE MISS | 0 | 14 | 10 | 3 | — | 27 |

SCORING

- NU — Brown 29 FG 6:53-1Q
- NU — Herian 41 pass from Lord (Brown kick) 13:38-2Q
- OM — K. Johnson 11 pass from Manning (Nichols kick) 7:47-2Q
- NU — Groce 60 punt return (Brown kick) 2:43-2Q
- OM — Sanford 1 run (Nichols kick) 1:32-2Q
- OM — Nichols 37 FG 9:02-3Q
- NU — Brown 23 FG 7:06-3Q
- OM — Sanford 1 run 3:24-3Q
- NU — Brown 29 FG 7:50-4Q
- OM — Nichols 43 FG 4:38-4Q

ATTENDANCE — 46,096

TEAM STATISTICS

| | NU | OM |
|--------------------|--------|---------|
| First Downs | 17 | 20 |
| Rushing (Net) | 266 | 52 |
| Passing (Net) | 93 | 313 |
| Total Offense | 359 | 365 |
| Passing C-A-I | 17-7-2 | 44-25-0 |
| Punts-Avg. | 6-43.8 | 8-43.8 |
| Fumbles-Lost | 0-0 | 1-0 |
| Penalties-Yards | 6-70 | 6-41 |
| Time of Possession | 29:29 | 30:31 |


INDIVIDUAL LEADERS

- Rushing
 - NU — Diedrick 13-92, Lord 17-83
 - OM — McClendon 12-36, Turner 7-30
- Passing
 - NU — Lord 16-7-2-93 (TD)
 - OM — Manning 44-25-0-313 (TD)
- Receiving
 - NU — Thomas 3-34, Herian 1-41 (TD)
 - OM — Flowers 6-76, Collins 6-58, Biddle 4-62



2004 COTTON BOWL

Ole Miss 31
Oklahoma State 28



Eli Manning

After a 42-year hiatus, the Rebels made a triumphant return to Dallas as 16th-ranked Ole Miss claimed a 31-28 win over 21st-ranked Oklahoma State in the 2004 playing of the SBC Cotton Bowl.

Eli Manning led the charge for the Rebels as the senior quarterback and Heisman finalist passed for 259 yards and three touchdowns on his way to Offensive MVP honors as he rallied the Rebels

from a 14-7 deficit in the second quarter.

Manning finished the day 22-of-31 with one interception and two touchdown passes.

With the victory, the Rebels celebrated their first Cotton Bowl appearance since 1962 with a win over a nationally ranked program from the Big 12 and capped off the first 10-win season for the program since 1971 and improved the Rebels to a 2-1 record in the Cotton Bowl.

| | | | | | | |
|----------------|---|----|---|----|---|----|
| OKLAHOMA STATE | 7 | 7 | 0 | 14 | — | 28 |
| OLE MISS | 7 | 10 | 7 | 7 | — | 31 |

SCORING

- OM — Turner 16 pass from Manning (Nichols kick) 4:55 - 1Q
- OS — Morency 4 run (Phillips kick) 1:17 - 1Q
- OS — Bell 3 run (Phillips kick) 11:30 - 2Q
- OM — Espy 25 pass from Manning 8:14 - 2Q
- OM — Nichols 33 FG :15 - 2Q
- OM — Turner 2 run 7:35 - 3Q
- OM — Manning 1 run (Nichols kick) 12:50 - 4Q
- OS — Morency 1 run (Phillips kick) 8:50 - 4Q
- OS — Woods 17 pass from Fields (Phillips kick) 4:38 - 4Q

ATTENDANCE — 73,928

TEAM STATISTICS

| | OS | OM |
|--------------------|---------|---------|
| First Downs | 22 | 24 |
| Rushing (Net) | 110 | 190 |
| Passing (Net) | 307 | 259 |
| Total Offense | 417 | 449 |
| Passing C-A-I | 33-21-0 | 31-22-1 |
| Punts-Avg. | 3-37.7 | 3-38.0 |
| Fumbles-Lost | 0-0 | 0-0 |
| Penalties-Yards | 6-49 | 2-20 |
| Time of Possession | 28:31 | 31:29 |

INDIVIDUAL LEADERS

- Rushing
 - OS — Morency 15-59, Bell 14-46
 - OM — Turner 20-133, Pearson 12-42
- Passing
 - OS — Fields 33-21-0-307 (TD)
 - OM — Manning 31-22-1-259 (2TD)
- Receiving
 - OS — R. Woods 11-223 (TD), D. Woods 4-51
 - OM — Collins 8-75, Johnson 3-53, Espy 2-47 (TD)



2009 COTTON BOWL

Ole Miss 47
Texas Tech 34



Jevan Snead

Behind Jevan Snead's passing, Dexter McCluster's squirming runs and some big returns by Marshay Green, No. 20 Ole Miss overcame an early deficit and beat No. 8 Texas Tech 47-34 Friday in the final Cotton Bowl played in the stadium of the same name.

The Red Raiders (11-2) converted a pair of early turnovers into a 14-0 lead, but Snead led the Rebels to touchdowns on their next

three drives, followed by a go-ahead field goal shortly before halftime. Once Green returned an interception 65 yards for a touchdown early in the third quarter, Ole Miss (9-4) was well on its way to capping coach Houston Nutt's first season in grand style.

This was Ole Miss' sixth straight win, matching its longest streak since 2003, when Eli Manning was a senior. That also was the last time the Rebels had been to a bowl.

| | | | | | | |
|------------|----|----|----|----|---|----|
| OLE MISS | 7 | 17 | 14 | 9 | — | 47 |
| TEXAS TECH | 14 | 7 | 0 | 13 | — | 34 |

SCORING

- TT — Britton 45 pass from Harrell (Williams kick) 6:31 - 1Q
- TT — McBath 45 interception return (Williams kick) 5:22 - 1Q
- OM — Harris 8 pass from Snead (Shene kick) 1:49 - 1Q
- OM — Wallace 41 pass from Snead (Shene kick) 11:57 - 2Q
- TT — Crabtree 2 pass from Harrell (Williams kick) 7:44 - 2Q
- OM — Harris 21 pass from Snead (Shene kick) 4:09 - 2Q
- OM — Shene 27 FG 1:08 - 2Q
- OM — Green 65 interception return (Shene kick) 12:12 - 3Q
- OM — Bolden 17 run (Shene kick) 6:55 - 3Q
- TT — Britton 12 pass from Harrell (Williams kick) 12:13 - 4Q
- OM — Trahan safety 10:02 - 4Q
- OM — McCluster 4 run (Shene kick) 4:34 - 4Q
- TT — Morris 17 pass from Harrell (Harrell kick failed) 1:37 - 4Q

ATTENDANCE — 88,175

TEAM STATISTICS

| | OM | TT |
|--------------------|---------|---------|
| First Downs | 26 | 24 |
| Rushing (Net) | 223 | 105 |
| Passing (Net) | 292 | 364 |
| Total Offense | 515 | 469 |
| Passing C-A-I | 18-29-1 | 36-58-1 |
| Punts-Avg. | 2-37.5 | 4-41.0 |
| Fumbles-Lost | 2-2 | 1-0 |
| Penalties-Yards | 2-15 | 8-62 |
| Time of Possession | 35:14 | 24:46 |


INDIVIDUAL LEADERS

- Rushing
 - OM — Bolden 11-101 (TD), McCluster 14-97 (TD)
 - TT — Woods 6-47, Harrell 6-43
- Passing
 - OM — Snead 29-18-1-292 (3 TD)
 - TT — Harrell 58-36-2-364 (4 TD)
- Receiving
 - OM — McCluster 6-83, Wallace 4-80 (TD)
 - TT — Morris 10-89 (TD), Britton 5-87 (2 TD)



2010 COTTON BOWL

Ole Miss 21
Oklahoma State 7



Dexter McCluster

Dexter McCluster gave Ole Miss fans a finale to remember, rushing for 184 yards and two touchdowns, including the go-ahead 2-yard run on a direct snap with 4:03 left as the Rebels beat No. 18 Oklahoma State 21-7 in the Cotton Bowl on Saturday.

McCluster also had an 86-yard TD run in the second quarter after the senior had already become the first Southeastern Conference player with 1,000 yards rushing and

500 yards receiving in the same season.

Ole Miss (9-4) had five turnovers in the game, but Oklahoma State had six in the fourth quarter, and seven overall.

McCluster was the obvious standout, the game's offensive MVP for the second year in a row. He had 34 carries along with five catches for 45 yards. He leaves Ole Miss with 3,923 career all-purpose yards, second in school history behind Deuce McAllister's 4,889.

After becoming only Ole Miss' fourth 1,000-yard rusher on his third carry of the game, McCluster surpassed 500 yards receiving on the final play of the first quarter. Yet, his best was still to come.

McCluster's 86-yard TD run in the second quarter came on a handoff from freshman quarterback Nathan Stanley. McCluster went to the right and through a gap, running untouched for the second-longest run in the 74-year history of the Cotton Bowl.

| | | | | | | |
|----------------|---|---|---|----|---|----|
| OKLAHOMA STATE | 0 | 0 | 7 | 0 | — | 7 |
| OLE MISS | 0 | 7 | 0 | 14 | — | 21 |

SCORING

- OM — McCluster 86 run (Shene kick) 11:19 - 2Q
- OS — Youman 1 pass from Toston (Bailey kick) 7:13 - 2Q
- OM — McCluster 2 run (Shene kick) 4:03 - 4Q
- OM — Trahan 34 fumble recovery (Shene kick) 3:12 - 4Q

ATTENDANCE — 77,928

TEAM STATISTICS

| | OS | OM |
|--------------------|---------|---------|
| First Downs | 9 | 20 |
| Rushing (Net) | 140 | 193 |
| Passing (Net) | 119 | 230 |
| Total Offense | 259 | 364 |
| Passing C-A-I | 14-34-4 | 15-30-4 |
| Punts-Avg. | 8-50.2 | 5-47.0 |
| Fumbles-Lost | 5-3 | 2-1 |
| Penalties-Yards | 6-62 | 10-82 |
| Time of Possession | 25:23 | 34:37 |

INDIVIDUAL LEADERS

- Rushing
 - OM — D. McCluster, 34-184
 - OS — K. Hunter, 9-94
- Passing
 - OM — J. Snead, 23-13-3-168
 - OS — Z. Robinson, 31-13-4-118
- Receiving
 - OM — S. Hodge, 7-112
 - OS — J. Blackmon, 4-45



2013 BBVA COMPASS BOWL

Ole Miss 38
Pittsburgh 17



Bo Wallace

Six weeks after closing out its regular season by defeating No. 24 Mississippi State to bring home the Egg Bowl trophy for the first time since 2008, Ole Miss (7-6) took down Pitt in the BBVA Compass Bowl in Birmingham, Ala., 38-17. It was Ole Miss' first bowl appearance since topping Oklahoma State 21-7 in the 2010 AT&T Cotton Bowl. The 38 points scored by Ole Miss is a BBVA Compass Bowl record.

Ole Miss sophomore quarterback Bo Wallace, the BBVA Compass Bowl MVP, finished the game 22-32 passing for 151 yards with three touchdowns and two interceptions. The Rebels spread the ball around through the air with three receivers catching five or more passes. Freshman running back I'Tavius Mathers led Ole Miss on the ground with six carries for 96 yards, including a 62-yard touchdown run in the fourth quarter, the longest in BBVA Compass Bowl history.

On the defensive side of the ball, junior middle linebacker Mike Marry led Ole Miss with seven tackles, four tackles for loss and a forced fumble.

| | | | | | | |
|------------|----|----|---|---|---|----|
| PITTSBURGH | 0 | 10 | 0 | 7 | — | 17 |
| OLE MISS | 14 | 10 | 7 | 7 | — | 38 |

SCORING

- OM — Logan 14 pass from Wallace (Rose kick) 10:16 - 1Q
- OM — Mackey 27 pass from Wallace (Rose kick) 5:22 - 1Q
- PITT — Street 10 pass from Sunseri (Harper kick) 7:13 - 2Q
- OM — Sanders 18 pass from Wallace (Rose kick) 6:02 - 2Q
- PITT — Harper 47 FG 1:56 - 2Q
- OM — Rose 31 FG 0:00 - 2Q
- OM — Brunetti 1 run (Rose kick) 0:21 - 3Q
- OM — Mathers 62 run (Rose kick) 8:48 - 4Q
- PITT — Shanahan 16 pass from Sunseri (Harper kick) 2:23 - 4Q

ATTENDANCE — 59,135

TEAM STATISTICS

| | PITT | OM |
|--------------------|---------|---------|
| First Downs | 17 | 23 |
| Rushing (Net) | 81 | 224 |
| Passing (Net) | 185 | 163 |
| Total Offense | 266 | 387 |
| Passing C-A-I | 16-32-1 | 24-37-2 |
| Punts-Avg. | 6-48.3 | 3-39.7 |
| Fumbles-Lost | 1-1 | 3-0 |
| Penalties-Yards | 3-26 | 8-66 |
| Time of Possession | 28:36 | 31:24 |


INDIVIDUAL LEADERS

- Rushing
 - OM — I. Mathers, 9-96
 - PITT — R. Shell, 25-91
 - Passing
 - OM — B. Wallace, 37-24-2-151 (3TD)
 - PITT — T. Sunseri, 32-16-1-185 (2TD)
 - Receiving
 - OM — J. Logan, 6-36 (TD), V. Sanders, 5-39 (TD)
 - PITT — D. Street, 7-83 (TD)
- ^Game vacated due to NCAA ruling



2013 MUSIC CITY BOWL

Ole Miss 25
Georgia Tech 17



Bo Wallace

Ole Miss junior quarterback Bo Wallace threw one touchdown and ran for two more, and the Rebels' defense held the Georgia Tech triple-option attack in check en route to a 25-17 victory at LP Field in the 2013 Franklin American Mortgage Music City Bowl.

The Rebels' victory was their sixth straight bowl victory, which was currently the longest in the country.

Wallace, who was named the game's MVP, finished the game 22-32 for 256 yards, as well as a career-high 86 yards rushing on 13 carries. The Pulaski, Tenn., native's 342 total yards Monday pushed his season total to 3,701, topping Eli Manning's school record of 3,572 yards set in 2003.

Junior Donte Moncrief led the Ole Miss receiving corps with six catches for 113 yards and a touchdown.

Defensively, junior linebacker Serderius Bryant and sophomore defensive tackle Issac Gross each had eight tackles, while freshman Tony Conner and senior defensive end D.T. Shackelford had seven tackles. Bryant led the Rebels with a team-high six solo tackles, and Gross recorded a team-high three tackles for loss.

| | | | | | | |
|--------------|---|---|----|----|---|----|
| OLE MISS | 7 | 6 | 10 | 2 | — | 25 |
| GEORGIA TECH | 7 | 0 | 0 | 10 | — | 17 |

SCORING

- OM — Wallace 17 run (Ritter kick) 4:45 - 1Q
- GT — Godhigh 8 run (Butker kick) 5:44 - 1Q
- OM — Moncrief 28 pass from Wallace (Blocked) 1:19 - 2Q
- OM — Wallace 10 run (Ritter kick) 1:29 - 2Q
- OM — Ritter 29 FG 3:02 - 3Q
- GT — Butker 38 FG 3:12 - 4Q
- GT — Waller 72 pass from Lee (Butker kick) 0:11 - 4Q
- OM — Team safety - 4Q

ATTENDANCE — 52,125

TEAM STATISTICS

| | OM | GT |
|--------------------|---------|--------|
| First Downs | 28 | 18 |
| Rushing (Net) | 221 | 151 |
| Passing (Net) | 256 | 147 |
| Total Offense | 477 | 298 |
| Passing C-A-I | 23-36-1 | 5-17-1 |
| Punts-Avg. | 5-42.4 | 6-38.5 |
| Fumbles-Lost | 3-0 | 2-1 |
| Penalties-Yards | 3-15 | 5-40 |
| Time of Possession | 32:50 | 27:10 |


INDIVIDUAL LEADERS

- Rushing
 - OM — B. Wallace, 13-86 (2 TD)
 - GT — R. Godhigh, 10-50 (TD)
- Passing
 - OM — B. Wallace, 22-32-1-256 (TD)
 - GT — V. Lee, 5-17-1-147 (TD)
- Receiving
 - OM — D. Moncrief, 6-113 (TD)
 - GT — D. Waller, 2-79 (TD)



2014 PEACH BOWL

TCU 42
Ole Miss 3



Senquez Golson

A dominant effort by No. 6 TCU on both sides of the ball was too much to overcome for No. 9 Ole Miss, as the Rebels (9-4) lost 42-3 in the Chick-fil-A Peach Bowl.

The nation's second-leading offense, the Horned Frogs scored early and often, and the defense suffocated the Ole Miss offense, holding the Rebels to a season-low 10 first downs and 129 yards of total offense.

Senior cornerback Senquez Golson tied the school record with his 10th interception of the season, the 16th of his career, which is tied for third place in Ole Miss history. It also helped set up the Rebels' lone score of the game, a 27-yard field goal by freshman kicker Gary Wunderlich.

Playing in its third straight bowl game for the first time since 1998-2000, Ole Miss had its six-game bowl winning streak snapped, which was tied with Florida State for the longest in the nation.

| | | | | | | |
|----------|----|----|----|---|---|----|
| OLE MISS | 0 | 0 | 0 | 3 | — | 3 |
| TCU | 14 | 14 | 14 | 0 | — | 42 |

SCORING

- TCU — Green 31 pass from Listenbee (Oberkrom kick) 14:00 - 1Q
- TCU — Green 15 run (Oberkrom kick) 6:23 - 1Q
- TCU — Doctson, 12 pass from Boykin (Oberkrom kick) 11:00 - 2Q
- TCU — McFarland INT return (Oberkrom kick) 2:00 - 2Q
- TCU — Listenbee 35 pass from Boykin (Oberkrom kick) 13:37 - 3Q
- TCU — Doctson 27 pass from Boykin (Oberkrom kick) 13:09 - 3Q
- OM — Wunderlich 27 FG 7:18 - 4Q

ATTENDANCE — 65,706

TEAM STATISTICS

| | OM | TCU |
|--------------------|---------|---------|
| First Downs | 10 | 24 |
| Rushing (Net) | 9 | 177 |
| Passing (Net) | 120 | 246 |
| Total Offense | 129 | 423 |
| Passing C-A-I | 11-27-3 | 27-37-3 |
| Punts-Avg. | 8-42.4 | 4-42.4 |
| Fumbles-Lost | 2-1 | 2-1 |
| Penalties-Yards | 6-44 | 5-55 |
| Time of Possession | 25:00 | 35:00 |


INDIVIDUAL LEADERS

- Rushing
 - OM — I. Mathers, 7-26 (0 TD)
 - TCU — A. Green, 18-68 (TD)
- Passing
 - OM — B. Wallace, 10-23-3-109 (0 TD)
 - TCU — T. Boykin, 22-31-3-187 (3 TD)
- Receiving
 - OM — M. Pack, 4-55 (0 TD)
 - TCU — J. Doctson, 6-59 (2 TD)



2016 SUGAR BOWL

Ole Miss 48
Oklahoma State 20



Chad Kelly

How sweet it was. No. 12 Ole Miss dominated No. 16 Oklahoma State, 48-20, in the 82nd annual Allstate Sugar Bowl.

It was a record-breaking night for the Rebel offense, but the defense wouldn't be outshined, holding the nation's 18th-ranked offense to its lowest point total of the season.

Junior quarterback and Sugar Bowl MVP Chad Kelly connected on four touchdown passes, the most by a Rebel quarterback in bowl history. He fired three touchdown passes to junior star receiver Laquon Treadwell, who finished with six catches for 71 yards.

As a unit the Rebels put up 554 of total offense, the most of any Ole Miss team in any bowl game, and also broke the previous record for points in a bowl game.

| | | | | | | |
|----------------|----|----|---|---|---|----|
| OKLAHOMA STATE | 3 | 3 | 7 | 7 | — | 20 |
| OLE MISS | 10 | 24 | 7 | 7 | — | 48 |

SCORING

- OSU — Grogan 26 yd FG 4:52 - 1Q
- OM — Wunderlich 34 yd FG 2:15 - 1Q
- OM — Core, 31 pass from Kelly (Wunderlich kick) 00:20 - 1Q
- OM — Treadwell 34 pass from Kelly (Wunderlich kick) 11:28 - 2Q
- OM — Treadwell 10 pass from Kelly (Wunderlich kick) 6:58 - 2Q
- OM — Wunderlich 38 FG 3:39 - 2Q
- OSU — Grogan 31 yd FG 1:22 - 2Q
- OM — Tunsil 2 run (Wunderlich kick) 00:00 - 2Q
- OM — Wilkins 36 run (Wunderlich kick) 4:26 - 3Q
- OSU — Walsh 2 run (Grogan kick) 1:11 - 3Q
- OM — Treadwell 14 pass from Kelly (Wunderlich kick) 13:04 - 4Q
- OSU — Walsh 8 run (Grogan kick) 3:03 - 4Q

ATTENDANCE — 72,117

TEAM STATISTICS

| | OSU | OM |
|--------------------|---------|---------|
| First Downs | 20 | 28 |
| Rushing (Net) | 63 | 207 |
| Passing (Net) | 303 | 347 |
| Total Offense | 366 | 554 |
| Passing C-A-I | 27-45-0 | 22-35-1 |
| Punts-Avg. | 7-38.1 | 4-45.8 |
| Fumbles-Lost | 0-0 | 0-0 |
| Penalties-Yards | 6-44 | 5-55 |
| Time of Possession | 25:00 | 35:00 |

INDIVIDUAL LEADERS

- Rushing
 - OSU — J.W. Walsh, 10-74 (2 TD)
 - OM — C. Kelly, 10-73 (0 TD)
- Passing
 - OSU — M. Rudolph, 18-31-0-179 (0 TD)
 - OM — C. Kelly, 21-33-1-302 (4 TD)
- Receiving
 - OSU — M. Ateman, 5-70 (0 TD)
 - OM — E. Ingram, 6-96 (0 TD)



2021 OUTBACK BOWL

Ole Miss 26
Indiana 20



Matt Corral

In a season filled with uncertainty, fireworks, heartbreak and adversity, the Ole Miss Rebels restored their rich tradition of postseason football, earning their first bowl bid in five years.

Lane Kiffin's squad made the most of it, putting together a valiant effort in Raymond James Stadium to knock off the No. 7 ranked Indiana Hoosiers 26-20 in the 2021 Outback Bowl, concluding the 2020 football season with their

first bowl win since the 2016 Sugar Bowl.

Down four key playmakers on offense, the Rebels totaled 493 yards of total offense against one of the nation's top defenses. Matt Corral completed 30 of 44 passes for 342 yards and two scores through the air. He became the fifth in school history to eclipse the 3,000 yard mark and tied Eli Manning for third in school history with 29 touchdown passes single season.

| | | | | | | |
|----------|---|---|---|----|---|----|
| OLE MISS | 6 | 7 | 7 | 6 | — | 26 |
| INDIANA | 3 | 0 | 3 | 14 | — | 20 |

SCORING

- OM - Logan 26 yd FG 12:56 - 1Q
- IND - Campbell 50 yd FG 2:47 - 1Q
- OM - Logan 24 yd FG 0:23 - 1Q
- OM - Kelly 5 yd pass from Corral (Logan kick) 7:17 - 2Q
- IND - Campbell 53 yd FG 12:53 - 3Q
- OM - Conner 4 yd run 9:20 - 3Q
- IND - Scott 3 yd run 14:56 - 4Q
- IND - Scott 2 yd run 5:58 - 4Q
- OM - Drummond 3 yd pass from Corral 4:12 - 4Q

ATTENDANCE — 11,025

TEAM STATISTICS

| | OM | IND |
|--------------------|---------|---------|
| First Downs | 27 | 26 |
| Rushing (Net) | 147 | 168 |
| Passing (Net) | 346 | 201 |
| Total Offense | 493 | 369 |
| Passing C-A-I | 31-45-0 | 26-45-1 |
| Punts-Avg. | 3-48.3 | 3-55.0 |
| Fumbles-Lost | 1-0 | 1-1 |
| Penalties-Yards | 8-79 | 5-50 |
| Time of Possession | 24:19 | 35:41 |

INDIVIDUAL LEADERS

- Rushing
 - OM — H. Parrish, 17-66 (0 TD)
 - IND — S. Scott, 19-100 (2 TD)
- Passing
 - OM — M. Corral, 30-44-0-342 (2 TD)
 - IND — J. Tuttle, 26-45-1-201 (0 TD)
- Receiving
 - OM — D. Drummond, 6-110 (1 TD)
 - C. Kelly, 6-49 (1 TD)
 - J. Plumlee, 5-73 (0 TD)
 - IND — W. Philyor 18-81 (0 TD)



2022 SUGAR BOWL

Baylor 21
Ole Miss 7



Luke Altmeyer

The Ole Miss football team refused to quit in the face of adversity after losing their leader early in the Allstate Sugar Bowl game. In the end, the Baylor Bears used a late surge to knock off the Rebels 21-7 inside the Caesars Superdome.

After being thrust into relief after an injury to Matt Corral, Luke Altmeyer completed 15 of 29 passes for 174 yards and threw a second half touchdown pass to Braylon

Sanders. Unfortunately, that was the lone Rebel score of the day in the defeat.

The Rebel defense, led by Chance Campbell's team-high 10 tackles, kept Ole Miss in it. The Bears didn't record their first points on offense until the fourth quarter, but two late touchdowns by the Baylor attack sealed the fate of the shorthanded Rebels in New Orleans.

| | | | | | | |
|----------|---|---|---|----|---|----|
| BAYLOR | 0 | 7 | 0 | 14 | — | 21 |
| OLE MISS | 0 | 0 | 7 | 0 | — | 7 |

SCORING

- BU - Walcott 96 yd INT return 10:16 - 2Q
- OM - Sanders 47 yd pass from Altmeyer (Nation kick) 9:13 - 3Q
- BU - Baldwin 48 yd run (Hankins kick) 11:14 - 4Q
- BU - Thornton 2 yd pass from Bohanon (Hankins kick) 7:24 - 4Q

ATTENDANCE — 66,479

TEAM STATISTICS

| | BU | OM |
|--------------------|--------|---------|
| First Downs | 12 | 20 |
| Rushing (Net) | 279 | 138 |
| Passing (Net) | 40 | 184 |
| Total Offense | 319 | 322 |
| Passing C-A-I | 7-17-1 | 17-34-3 |
| Punts-Avg. | 6-36.0 | 5-47.6 |
| Fumbles-Lost | 0-0 | 0-0 |
| Penalties-Yards | 5-55 | 7-49 |
| Time of Possession | 28:24 | 31:36 |

INDIVIDUAL LEADERS

- Rushing
 - BU — A. Smith, 25-172 (0 TD)
 - OM — J. Ealy, 12-65 (0 TD)
- Passing
 - BU — G. Bohanon, 7-17-1-40 (1 TD)
 - OM — L. Altmeyer, 15-28-2-174 (1 TD)
- Receiving
 - BU — D. Estrada, 2-14 (0 TD)
 - OM — D. Drummond, 6-110 (1 TD)



2022 TEXAS BOWL

Texas Tech 42
Ole Miss 25



Jaxson Dart

Ole Miss battled to the very end but were unable to overcome five turnovers as their comeback bid fell short in a 42-25 TaxAct Texas Bowl defeat to Texas Tech.

The Rebels outgained Texas Tech 558-484, setting a new school record for total yards in a bowl game, but went 2-7 on fourth-down attempts to finish their 2022 campaign 8-5.

Quarterback Jaxson Dart fueled the offense, breaking the Ole Miss records for total offense (427 yards) and passing (361 yards) in a bowl game while scoring twice through the air and once on the ground. Tavius Robinson helped keep the Rebels in the game on defense, forcing two fumbles with a sack on the evening.

| | | | | | | |
|------------|----|----|---|----|---|----|
| TEXAS TECH | 10 | 16 | 0 | 16 | — | 42 |
| OLE MISS | 7 | 0 | 6 | 12 | — | 25 |

SCORING

- TT - Shough 2 yd run (Wolff kick) 6:43 - 1Q
- OM - Evans 8 yd run (Cruz kick) 5:26 - 1Q
- TT - Wolff 42 yd FG 3:23 - 1Q
- TT - Shough 2 yd run (Wolff kick) 6:59 - 2Q
- TT - Wolff 32 yd FG 2:13 - 2Q
- TT - Bradley 12 yd pass from Shough 0:28 - 2Q
- OM - Watkins 11 yd pass from Dart 9:08 - 3Q
- TT - Thompson 1 yd run 13:20 - 4Q
- TT - Wolff 26 yd FG 9:36 - 4Q
- OM - Dart 9 yd run 7:35 - 4Q
- OM - Heath 19 yd pass from Dart 3:10 - 4Q
- TT - Fouonji 44 yd kickoff return (Wolff kick) 3:03 - 4Q

ATTENDANCE — 53,251

TEAM STATISTICS

| | TT | OM |
|--------------------|---------|---------|
| First Downs | 27 | 27 |
| Rushing (Net) | 242 | 197 |
| Passing (Net) | 242 | 361 |
| Total Offense | 484 | 558 |
| Passing C-A-I | 24-40-1 | 25-41-3 |
| Punts-Avg. | 1-38.0 | 1-43.0 |
| Fumbles-Lost | 3-2 | 2-2 |
| Penalties-Yards | 3-15 | 8-86 |
| Time of Possession | 33:24 | 26:36 |

INDIVIDUAL LEADERS

- Rushing
 - OM — Q. Judkins, 23-91 (0 TD)
 - TT — T. Shough, 25-111 (2 TD)
- Passing
 - OM — J. Dart, 25-41-3-361 (2 TD)
 - TT — T. Shough, 24-39-1-242 (1 TD)
- Receiving
 - OM — M. Heath, 8-137 (1 TD)
 - TT — L. Fouonji, 7-100 (0 TD)

ALL-TIME SERIES

| Opponents | First Game | Last Game | Total Gms | Record | OM Pts | Opp Pts |
|-----------------------|------------|-----------|-----------|---------|--------|---------|
| Air Force | 1983 | 1992 | 3 | 2-1-0 | 58 | 38 |
| #Alabama | 1894 | 2022 | 66 | 10-54-2 | 910 | 2192 |
| UAB | 2009 | 2009 | 1 | 1-0-0 | 48 | 13 |
| #Arkansas | 1908 | 2022 | 67 | 29-37-1 | 1266 | 1444 |
| Arkansas State (1) | 1914 | 2004 | 23 | 20-1-2 | 683 | 236 |
| #Auburn | 1928 | 2022 | 46 | 11-35-0 | 932 | 1,131 |
| Austin Peay | 2021 | 2021 | 1 | 1-0-0 | 54 | 17 |
| Baylor | 1975 | 2022 | 2 | 0-2-0 | 17 | 41 |
| Bethel | 1923 | 1923 | 1 | 1-0-0 | 14 | 6 |
| Birmingham | 1920 | 1933 | 4 | 3-1-0 | 30 | 27 |
| #Boise State | 2014 | 2014 | 0 | 0-0-0 | 35 | 13 |
| Boston College | 1948 | 1951 | 4 | 3-0-1 | 145 | 45 |
| BYU | 2011 | 2011 | 1 | 0-1-0 | 13 | 14 |
| Cal | 2017 | 2019 | 2 | 0-2-0 | 36 | 55 |
| Camp Benning | 1922 | 1923 | 2 | 1-1-0 | 32 | 21 |
| Castle Heights | 1912 | 1912 | 1 | 1-0-0 | 1 | 0 |
| Catholic University | 1936 | 1936 | 2 | 1-1-0 | 33 | 20 |
| Centenary | 1932 | 1939 | 7 | 4-3-0 | 129 | 54 |
| #Central Arkansas | 2012 | 2022 | 1 | 1-0-0 | 108 | 30 |
| Central Florida | 1997 | 1997 | 1 | 1-0-0 | 24 | 23 |
| Central University | 1899 | 1899 | 1 | 1-0-0 | 13 | 6 |
| Centre | 1922 | 1935 | 2 | 1-1-0 | 26 | 55 |
| Chicago | 1930 | 1930 | 1 | 0-0-1 | 0 | 0 |
| Citadel | 2005 | 2005 | 1 | 1-0-0 | 27 | 7 |
| Clemson | 1928 | 1933 | 2 | 2-0-0 | 39 | 7 |
| College of the Ozarks | 1927 | 1927 | 1 | 1-0-0 | 58 | 0 |
| Cumberland | 1902 | 1913 | 3 | 2-1-0 | 45 | 18 |
| Drake | 1926 | 1926 | 1 | 0-1-0 | 15 | 33 |
| Duquesne | 1940 | 1940 | 1 | 1-0-0 | 14 | 6 |
| Florida | 1926 | 2020 | 25 | 12-12-1 | 372 | 503 |
| Florida State | 1961 | 2016 | 2 | 1-1-0 | 67 | 45 |
| #Fresno State | 2010 | 2015 | 1 | 1-0-0 | 166 | 87 |
| George Washington | 1936 | 1938 | 3 | 2-0-1 | 52 | 6 |
| Georgetown | 1941 | 1942 | 2 | 0-2-0 | 12 | 30 |
| #Georgia | 1940 | 2016 | 45 | 12-32-1 | 755 | 1157 |
| #Georgia Southern | 2016 | 2016 | 0 | 0-0-0 | 37 | 27 |
| Georgia Tech | 1946 | 2022 | 5 | 3-2-0 | 112 | 83 |
| Hardin-Simmons | 1957 | 1958 | 2 | 2-0-0 | 58 | 7 |
| Havana | 1921 | 1921 | 1 | 0-1-0 | 0 | 14 |
| Henderson Brown | 1909 | 1911 | 2 | 1-0-1 | 36 | 23 |
| Hendrix | 1913 | 1927 | 5 | 3-1-1 | 112 | 22 |
| Holy Cross | 1940 | 1941 | 2 | 2-0-0 | 55 | 7 |
| Houston | 1952 | 1970 | 18 | 15-3-0 | 431 | 157 |
| #Idaho | 2013 | 2013 | 0 | 0-0-0 | 59 | 14 |
| Idaho State | 1996 | 1996 | 1 | 1-0-0 | 38 | 14 |
| Indiana | 2020 | 2020 | 1 | 1-0-0 | 26 | 20 |
| Indiana State | 1995 | 1995 | 1 | 1-0-0 | 56 | 10 |
| Jackson AAB | 1944 | 1944 | 1 | 0-1-0 | 0 | 10 |
| Jacksonville State | 2010 | 2010 | 1 | 0-1-0 | 48 | 49 |
| Kent State | 2018 | 2018 | 1 | 1-0-0 | 38 | 17 |
| #Kentucky | 1944 | 2022 | 44 | 29-14-1 | 924 | 766 |
| Liberty | 2021 | 2021 | 1 | 1-0-0 | 27 | 14 |
| Long Beach State | 1971 | 1971 | 1 | 1-0-0 | 29 | 13 |
| #Louisiana (9) | 1986 | 2017 | 3 | 3-0-0 | 194 | 92 |
| Louisiana Tech (2) | 1911 | 2011 | 10 | 8-2-0 | 171 | 76 |
| Louisville | 2021 | 2021 | 1 | 1-0-0 | 43 | 24 |
| Loyola, Chicago | 1926 | 1927 | 2 | 1-1-0 | 19 | 14 |
| Loyola, (N.O.) | 1928 | 1936 | 3 | 2-1-0 | 74 | 58 |
| #LSU | 1894 | 2022 | 110 | 41-65-4 | 1831 | 2423 |
| Marquette | 1931 | 1941 | 5 | 2-3-0 | 32 | 85 |
| Marshall | 1997 | 1997 | 1 | 1-0-0 | 34 | 31 |
| Maryland | 1952 | 1953 | 2 | 1-1-0 | 21 | 52 |
| Maryville | 1906 | 1906 | 1 | 1-0-0 | 16 | 6 |
| Memphis A.C. | 1893 | 1895 | 3 | 3-0-0 | 30 | 0 |
| Memphis H.S. | 1910 | 1912 | 3 | 3-0-0 | 86 | 0 |
| Memphis U.S. | 1901 | 1909 | 4 | 4-0-0 | 96 | 0 |
| Memphis Med. Cl. | 1903 | 1912 | 6 | 6-0-0 | 167 | 6 |
| #Memphis (3) | 1921 | 2019 | 61 | 47-12-2 | 1818 | 734 |
| Mercer | 1911 | 1911 | 1 | 1-0-0 | 34 | 0 |
| Miami (Fla.) | 1936 | 1951 | 3 | 2-1-0 | 42 | 27 |
| Michigan | 1991 | 1991 | 1 | 0-1-0 | 3 | 35 |
| Middle Tennessee | 2001 | 2001 | 1 | 1-0-0 | 45 | 17 |
| Millsaps | 1921 | 1935 | 5 | 5-0-0 | 116 | 7 |
| Minnesota | 1932 | 1932 | 1 | 0-1-0 | 0 | 26 |

| Opponents | First Game | Last Game | Total Gms | Record | OM Pts | Opp Pts |
|---------------------------------|------------|-----------|-----------|---------|--------|---------|
| Mississippi College | 1908 | 1925 | 13 | 8-4-1 | 195 | 163 |
| #Mississippi State (4) | 1901 | 2022 | 117 | 64-47-6 | 2119 | 1861 |
| Missouri | 1973 | 2019 | 8 | 1-7-0 | 100 | 229 |
| Missouri Normal | 1907 | 1908 | 2 | 1-1-0 | 23 | 12 |
| Murray State | 2001 | 2001 | 1 | 1-0-0 | 49 | 14 |
| Nashville | 1899 | 1904 | 2 | 1-1-0 | 12 | 16 |
| Navy | 1955 | 1955 | 1 | 0-1-0 | 0 | 21 |
| Nebraska | 2002 | 2002 | 1 | 1-0-0 | 27 | 23 |
| UNLV | 2000 | 2000 | 1 | 1-0-0 | 43 | 40 |
| New Mexico State | 2015 | 2019 | 2 | 2-0-0 | 93 | 6 |
| North Texas State | 1953 | 1956 | 4 | 4-0-0 | 153 | 19 |
| Northern Arizona | 2009 | 2009 | 1 | 1-0-0 | 38 | 14 |
| Northern Illinois | 1993 | 1993 | 1 | 1-0-0 | 44 | 0 |
| Northwestern State | 2006 | 2007 | 2 | 2-0-0 | 65 | 38 |
| Notre Dame | 1977 | 1985 | 2 | 1-1-0 | 34 | 50 |
| Ohio | 1991 | 1991 | 1 | 1-0-0 | 38 | 14 |
| Oklahoma | 1999 | 1999 | 1 | 1-0-0 | 27 | 25 |
| Oklahoma State | 2004 | 2015 | 3 | 3-0-0 | 100 | 55 |
| Ouachita | 1913 | 1937 | 3 | 1-1-1 | 46 | 7 |
| Payne Field (West Pt., Miss.) | 1918 | 1918 | 1 | 0-1-0 | 0 | 6 |
| #Pittsburgh | 2012 | 2012 | 0 | 0-0-0 | 38 | 17 |
| #Presbyterian | 2014 | 2014 | 0 | 0-0-0 | 48 | 0 |
| Purdue | 1929 | 1929 | 1 | 0-1-0 | 7 | 27 |
| Rice | 1961 | 1961 | 1 | 1-0-0 | 14 | 6 |
| Samford (8) | 1932 | 2008 | 3 | 2-1-0 | 66 | 23 |
| Sewanee | 1899 | 1938 | 15 | 6-8-1 | 216 | 253 |
| South Alabama | 2017 | 2017 | 1 | 1-0-0 | 47 | 27 |
| South Carolina | 1947 | 2020 | 17 | 9-8-0 | 442 | 360 |
| #Southeast Missouri | 2013 | 2013 | 0 | 0-0-0 | 31 | 13 |
| Southeastern Louisiana | 2009 | 2019 | 2 | 2-0-0 | 92 | 35 |
| Southern A.C. (New Orleans) | 1893 | 1894 | 2 | 1-1-0 | 6 | 24 |
| #Southern Illinois | 1994 | 2018 | 2 | 2-0-0 | 177 | 68 |
| SMU | 1929 | 1998 | 3 | 2-1-0 | 71 | 108 |
| Southern Miss (5) | 1913 | 1984 | 24 | 18-6-0 | 599 | 287 |
| Southwestern (6) | 1908 | 1941 | 23 | 20-1-2 | 592 | 88 |
| So. West (Texas) | 1914 | 1914 | 1 | 0-1-0 | 0 | 18 |
| St. Louis Univ. | 1923 | 1939 | 5 | 4-1-0 | 101 | 47 |
| St. Thomas Hall (Holly Springs) | 1894 | 1898 | 4 | 4-0-0 | 109 | 2 |
| Tampa | 1963 | 1971 | 3 | 3-0-0 | 105 | 27 |
| Temple | 1936 | 1937 | 2 | 0-1-1 | 7 | 12 |
| #Tennessee | 1902 | 2021 | 65 | 20-44-1 | 968 | 1521 |
| UT-Chattanooga | 1945 | 1993 | 15 | 14-1-0 | 599 | 118 |
| Tennessee Doctors | 1921 | 1922 | 2 | 0-2-0 | 6 | 56 |
| #Texas | 1912 | 2013 | 7 | 1-6-0 | 142 | 271 |
| #Texas A&M | 1911 | 2022 | 12 | 3-9-0 | 304 | 323 |
| TCU | 1948 | 2014 | 7 | 5-2-0 | 123 | 120 |
| Texas Tech | 1986 | 2022 | 7 | 4-3-0 | 247 | 229 |
| Transylvania | 1916 | 1916 | 1 | 0-1-0 | 3 | 13 |
| Trinity (Texas) | 1957 | 1958 | 2 | 2-0-0 | 65 | 0 |
| #Troy | 2013 | 2022 | 1 | 1-0-0 | 79 | 31 |
| #Tulane | 1893 | 2021 | 70 | 42-28-0 | 1396 | 976 |
| Tulsa | 1932 | 2022 | 4 | 1-3-0 | 42 | 114 |
| ULM | 2002 | 2018 | 4 | 4-0-0 | 219 | 38 |
| Union (7) | 1893 | 1940 | 15 | 14-0-1 | 647 | 12 |
| #UTEP | 1967 | 2012 | 1 | 0-1-0 | 35 | 24 |
| UT Martin | 2015 | 2017 | 2 | 2-0-0 | 121 | 26 |
| #Vanderbilt | 1894 | 2022 | 95 | 53-40-2 | 1989 | 1790 |
| Villanova | 1954 | 1973 | 2 | 2-0-0 | 76 | 6 |
| Virginia Meds. | 1913 | 1913 | 1 | 1-0-0 | 7 | 6 |
| Virginia Tech | 1913 | 1968 | 2 | 1-1-0 | 48 | 52 |
| VMI | 1913 | 1996 | 2 | 1-1-0 | 31 | 21 |
| Wake Forest | 2006 | 2008 | 2 | 0-2-0 | 31 | 57 |
| West Virginia | 2000 | 2000 | 1 | 0-1-0 | 38 | 49 |
| Western Kentucky | 1931 | 1942 | 2 | 2-0-0 | 52 | 12 |
| #Wofford | 2016 | 2016 | 0 | 0-0-0 | 38 | 13 |
| Wyoming | 2004 | 2005 | 2 | 0-2-0 | 46 | 61 |

LEGEND: Original Names— 1— Arkansas A&M; 2— Louisiana Industrial Institute; 3— West Tennessee St. Normal, West Tennessee St. Teachers College; Memphis St.; 4— Mississippi A&M; 5— Mississippi St. Normal, Mississippi St. Teachers' College; 6— Southwestern Presbyterian University (S.P.U.); 7— Southwest Baptist University (SWBU); 8—Howard College; 9—Southwestern Louisiana, Louisiana-Lafayette; 10—North Texas State; #—Series after games vacated or forfeited due to NCAA rulings



1893 — Won 4, Lost 1

| | OM | Opp |
|-------------------------------|------------|-----------|
| Nov. 11 *SWBU, Oxford | 56 | 0 |
| Nov. 18 Memphis A.C., Memphis | 16 | 0 |
| Nov. 25 *SWBU, Jackson, Tenn. | 36 | 0 |
| Nov. 30 So A.C., New Orleans | 0 | 24 |
| Dec. 2 Tulane, New Orleans | 12 | 4 |
| TOTAL POINTS: | 120 | 28 |

COACH: Dr. A.L. Bondurant
CAPTAIN: Alfred H. Roudebush, LE
*Known from 1908 as Union University

1894 — Won 6, Lost 1

| | OM | Opp |
|---------------------------------|------------|-----------|
| Oct. 20 St. Thomas Hall, Oxford | 62 | 0 |
| Oct. 27 Alabama, Jackson | 6 | 0 |
| Nov. 10 Vanderbilt, Nashville | 0 | 40 |
| Nov. 12 %Cumberland, Lebanon | - | - |
| Nov. 17 Memphis A.C., Memphis | 12 | 0 |
| Nov. 29 Tulane, New Orleans | 8 | 2 |
| Dec. 1 So. A.C., New Orleans | 16 | 0 |
| Dec. 3 LSU, Baton Rouge | 26 | 6 |
| TOTAL POINTS: | 120 | 48 |

COACH: C.D. Clark
CAPTAIN: Wm. Henry Cook, FB
%Game cancelled †Forfeit

1895 — Won 2, Lost 1

| | OM | Opp |
|---------------------------------|-----------|-----------|
| Oct. 12 St. Thomas Hall, Oxford | 18 | 0 |
| Nov. 23 Memphis A.C., Memphis | 2 | 0 |
| Tulane, New Orleans | 4 | 28 |
| Dec. 9 %LSU, Oxford | - | - |
| TOTAL POINTS: | 24 | 28 |

COACH: H.L. Fairbanks
CAPTAIN: Ewell D. Scales, LHB
%Game cancelled

1896 — Won 1, Lost 2

| | OM | Opp |
|-----------------------------|-----------|-----------|
| St. Thomas Hall, Oxford | 20 | 0 |
| Nov. 13 LSU, Vicksburg | 4 | 12 |
| Nov. 26 Tulane, New Orleans | 0 | 10 |
| TOTAL POINTS: | 24 | 22 |

COACH: J.W. Hollister
CAPTAIN: George D. McLean

1897
No Team Due to Yellow Fever Epidemic
COACH: None

1898 — Won 1, Lost 1

| | OM | Opp |
|---------------------------------|-----------|-----------|
| Dec. 12 Tulane, New Orleans | 9 | 14 |
| Dec. 17 St. Thomas Hall, Oxford | 9 | 2 |
| TOTAL POINTS: | 18 | 16 |

COACH: T.G. Scarbrough
CAPTAIN: Eugene Campbell, RG

1899 — Won 3, Lost 4

| | OM | Opp |
|---------------------------------|-----------|-----------|
| Oct. 27 *Central U., Memphis | 13 | 6 |
| Oct. 28 U. of Nashville, Oxford | 0 | 11 |
| Nov. 1 LSU, Meridian | 11 | 0 |
| Nov. 4 Vanderbilt, Memphis | 0 | 11 |
| Nov. 12 Sewanee, Memphis | 0 | 12 |
| Nov. 24 Alabama, Jackson | 5 | 7 |
| Nov. 30 Tulane, New Orleans | 15 | 0 |
| TOTAL POINTS: | 44 | 47 |

COACH: W.H. Lyon
CAPTAIN: Wm. D. Myers, FB
*Merged with Centre College in 1901

1900 — Won 0, Lost 3

| | OM | Opp |
|------------------------------|----------|-----------|
| Oct. 6 Vanderbilt, Nashville | 0 | 6 |
| Oct. 26 Alabama, Tuscaloosa | 5 | 12 |
| Nov. 29 Tulane, New Orleans | 0 | 12 |
| TOTAL POINTS: | 5 | 30 |

COACH: Z.N. Estes, Jr
CAPTAIN: Wm. D. Myers, FB

1901 — Won 2, Lost 4

| | OM | Opp |
|--------------------------------|-----------|------------|
| Oct. 12 %CBC, Oxford | - | - |
| Oct. 19 Mem. U. School, Oxford | 6 | 0 |
| Oct. 26 Alabama, Tuscaloosa | 0 | 41 |
| Oct. 28 *Miss. A&M, Starkville | 0 | 17 |
| Nov. 2 ^SWBU, Oxford | 17 | 0 |
| Nov. 8 LSU, Baton Rouge | 0 | 46 |
| Nov. 28 Tulane, New Orleans | 11 | 25 |
| TOTAL POINTS: | 34 | 129 |

COACHES: William Sibley; Daniel S. Martin
CAPTAIN: F.W. Elmer, RE
%Game cancelled *Known from 1932 as Mississippi St.
^Known from 1908 as Union University

1902 — Won 4, Lost 3

| | OM | Opp |
|-------------------------------|------------|-----------|
| Oct. 11 Vanderbilt, Nashville | 0 | 29 |
| Oct. 18 Cumberland, Oxford | 38 | 0 |
| Oct. 25 Miss. A&M, Starkville | 21 | 0 |
| Nov. 1 Mem. U. School, Oxford | 42 | 0 |
| Nov. 8 LSU, New Orleans | 0 | 6 |
| Nov. 15 Tennessee, Memphis | 10 | 11 |
| Nov. 27 Tulane, New Orleans | 10 | 0 |
| TOTAL POINTS: | 121 | 46 |

COACH: D.S. Martin
CAPTAIN: John M. Foster, RHB

1903 — Won 2, Lost 1, Tied 1

| | OM | Opp |
|---------------------------------|-----------|-----------|
| Oct. 24 Vanderbilt, Nashville | 0 | 33 |
| Nov. 7 *Mem. Med. Col., Memphis | 17 | 0 |
| Nov. 14 Miss. A&M, Oxford | 6 | 6 |
| Nov. 21 LSU, New Orleans | 11 | 0 |
| TOTAL POINTS: | 90 | 39 |

COACH: Mike Harvey
CAPTAIN: F.W. Elmer, RHB
*The Memphis Medical Hospital College, until January, 1913, when it became the University of Tennessee School of Medicine

1904 — Won 4, Lost 3

| | OM | Opp |
|-----------------------------------|------------|------------|
| Oct. 15 Vanderbilt, Nashville | 0 | 69 |
| Oct. 22 Miss A&M, Columbus | 17 | 5 |
| Oct. 29 SWBU, Oxford | 114 | 0 |
| Nov. 5 LSU, Baton Rouge | 0 | 5 |
| Nov. 12 Mem. Med. Col., Jackson | 42 | 0 |
| Nov. 19 *U. of Nashville, Memphis | 12 | 5 |
| Nov. 24 Tulane, New Orleans | 0 | 22 |
| TOTAL POINTS: | 185 | 106 |

COACH: Mike Harvey
CAPTAIN: Allen P. Dodd, LT
*Now George Peabody College, a part of Vanderbilt University

1905 — Won 0, Lost 2

| | OM | Opp |
|----------------------------|----------|-----------|
| Nov. 20 Cumberland, Oxford | 0 | 18 |
| Nov. 30 Miss. A&M, Jackson | 0 | 11 |
| TOTAL POINTS: | 0 | 29 |

COACH: None
CAPTAIN: Allen P. Todd, LT

1906 — Won 4, Lost 2

| | OM | Opp |
|--------------------------------|-----------|-----------|
| Oct. 4 Maryville, Oxford | 16 | 6 |
| Oct. 13 Vanderbilt, Nashville | 0 | 29 |
| Oct. 20 LSU, Baton Rouge | 9 | 0 |
| Oct. 27 %Tennessee, Memphis | - | - |
| Nov. 3 Tulane, New Orleans | 17 | 0 |
| Nov. 12 Sewanee, Memphis | 0 | 24 |
| Nov. 17 %Arkansas, Little Rock | - | - |
| Nov. 29 Miss. A&M, Jackson | 29 | 5 |
| TOTAL POINTS: | 71 | 64 |

COACH: Tom S. Hammond
CAPTAIN: Cleveland P. Huggins, FB
%Game cancelled

1907 — Won 0, Lost 6

| | OM | Opp |
|---------------------------------|----------|------------|
| Oct. 2 *SWBU, Oxford | - | - |
| Oct. 12 Alabama, Columbus | 0 | 20 |
| Oct. 19 Missouri Normal, Oxford | 6 | 12 |
| Oct. 26 Sewanee, Memphis | 0 | 65 |
| Nov. 9 Vanderbilt, Memphis | 0 | 60 |
| Nov. 16 LSU, Jackson | 0 | 23 |
| Nov. 28 Miss. A&M, Jackson | 0 | 15 |
| TOTAL POINTS: | 6 | 195 |

COACH: Frank Mason
CAPTAIN: Andrew Wood, RE
%Game cancelled

1908 — Won 3, Lost 5

| | OM | Opp |
|----------------------------------|-----------|------------|
| Oct. 3 Mem. U. School, Oxford | 30 | 0 |
| Oct. 10 Arkansas, Fayetteville | 0 | 33 |
| Oct. 17 Missouri Normal, Memphis | 17 | 0 |
| Oct. 24 Vanderbilt, Nashville | 0 | 29 |
| Oct. 29 Miss. College, Jackson | 41 | 0 |
| Oct. 31 Tulane, New Orleans | 0 | 10 |
| Nov. 10 *SPU, Oxford | 5 | 9 |
| Nov. 26 Miss. A&M, Jackson | 6 | 44 |
| TOTAL POINTS: | 99 | 125 |

COACH: Frank Kyle
CAPTAIN: Ike C. Knox, RHB
*Known as Southwestern (Memphis) from 1925

1909 — Won 4, Lost 3, Tied 2

| | OM | Opp |
|--------------------------------------|-----------|-----------|
| Oct. 2 Mem. U. School, Oxford | 18 | 0 |
| Oct. 5 Mem. Med. Col., Oxford | 15 | 0 |
| Oct. 9 LSU, Baton Rouge | 0 | 10 |
| Oct. 16 Tulane, New Orleans | 0 | 5 |
| Oct. 23 Alabama, Jackson | 0 | 0 |
| Oct. 30 Vanderbilt, Nashville | 0 | 17 |
| Nov. 13 Henderson-Brown, Arkadelphia | 12 | 12 |
| Nov. 18 Union, Oxford | 45 | 0 |
| Nov. 25 Miss. A&M, Jackson | 9 | 5 |
| TOTAL POINTS: | 99 | 49 |

COACH: Dr. Nathan P. Stauffer
CAPTAIN: W.C. Trotter, LHB

1910 — Won 7, Lost 1

| | OM | Opp |
|---------------------------------|------------|----------|
| Oct. 1 Memphis H.S., Oxford | 10 | 0 |
| Oct. 5 Mem. Med. Col., Oxford | 2 | 0 |
| Oct. 13 Tulane, New Orleans | 16 | 0 |
| Oct. 21 Miss. College, Clinton | 24 | 0 |
| Oct. 29 Vanderbilt, Nashville | 2 | 9 |
| Nov. 5 Alabama, Greenville | 16 | 0 |
| Nov. 12 Mem. Med. Col., Memphis | 44 | 0 |
| Nov. 24 Miss. A&M, Jackson | 30 | 0 |
| TOTAL POINTS: | 144 | 9 |

COACH: Dr. Nathan P. Stauffer
CAPTAIN: John W. McCall, RHB

1911 — Won 6, Lost 3

| | OM | Opp |
|--------------------------------------|------------|-----------|
| Sept. 30 +Memphis H.S., Oxford | 42 | 0 |
| Oct. 5 SPU, Oxford | 41 | 0 |
| Oct. 13 *Louisiana I.I., Oxford | 15 | 0 |
| Oct. 24 Henderson-Brown, Arkadelphia | 24 | 11 |
| Oct. 27 Texas A&M, College Station | 0 | 17 |
| Oct. 30 Miss. College, Jackson | 28 | 0 |
| Nov. 4 Mercer, Macon, Ga. | 34 | 0 |
| Nov. 18 Vanderbilt, Nashville | 0 | 21 |
| Nov. 30 Miss. A&M, Jackson | 0 | 6 |
| TOTAL POINTS: | 184 | 55 |

COACH: Dr. Nathan P. Stauffer
CAPTAIN: Steve F. Mitchell, LHB
+First Sept. Date *Known now as La. Tech

1912 — Won 5, Lost 3

| | OM | Opp |
|---------------------------------|------------|------------|
| Oct. 5 *Memphis H.S., Oxford | 34 | 0 |
| Oct. 12 Castle Heights, Oxford | 1 | 0 |
| Oct. 19 LSU, Baton Rouge | 10 | 7 |
| Oct. 26 Vanderbilt, Nashville | 0 | 24 |
| Nov. 1 Miss. College, Oxford | 12 | 0 |
| Nov. 9 Alabama, Tuscaloosa | 9 | 10 |
| Nov. 13 Texas, Austin | 14 | 53 |
| Nov. 16 Mem. Med. Col., Memphis | 47 | 6 |
| TOTAL POINTS: | 127 | 100 |

COACH: Leo Detray
CAPTAIN: J.C. (Red) Adams, C
*Known from 1913 as Central High School

1913 — Won 6, Lost 3, Tied 1

| | OM | Opp |
|------------------------------------|------------|-----------|
| Oct. 8 VMI, Lexington, Va. | 0 | 14 |
| Oct. 11 VPI, Blacksburg, Va. | 14 | 35 |
| Oct. 15 Virginia Meds., Richmond | 7 | 6 |
| Oct. 23 Union, Oxford | 46 | 0 |
| Nov. 1 Louisiana I.I., Oxford | 26 | 0 |
| Nov. 7 Hendrix, Conway, Ark. | 6 | 8 |
| Nov. 15 Arkansas, Little Rock | 21 | 10 |
| Nov. 22 Cumberland, Memphis | 7 | 0 |
| Nov. 27 *Miss. Normal, Hattiesburg | 13 | 7 |
| Nov. 27 +Oauchita, Arkadelphia | 0 | 0 |
| TOTAL POINTS: | 140 | 80 |

COACH: William Driver
CAPTAIN: E. Forrest McCall, E
*Known now as Southern Mississippi
+Correct date

1914 — Won 5, Lost 4, Tied 1

| | OM | Opp |
|---|------------|------------|
| Oct. 3 *Arkansas Aggies, Oxford | 20 | 0 |
| Oct. 10 SPU, Oxford | 14 | 0 |
| Oct. 17 LSU, Baton Rouge | 21 | 0 |
| Oct. 28 Miss. College, Jackson | 7 | 7 |
| Oct. 31 Oauchita, Memphis | 0 | 7 |
| Nov. 7 Tulane, New Orleans | 21 | 6 |
| Nov. 13 Arkansas, Little Rock | 13 | 7 |
| Nov. 17 Texas, Austin | 7 | 66 |
| Nov. 20 Southwestern, Georgetown, Texas | 0 | 18 |
| Nov. 26 Texas A&M, Beaumont | 7 | 14 |
| TOTAL POINTS: | 110 | 125 |

COACH: William Driver
CAPTAIN: Frank W. Smythe, LE
*Known now as Arkansas State

1915 — Won 2, Lost 6

| | OM | Opp |
|--------------------------------|-----------|------------|
| Oct. 1 Arkansas Aggies, Oxford | 0 | 10 |
| Oct. 8 SPU, Oxford | 13 | 6 |
| Oct. 15 LSU, Oxford | 0 | 28 |
| Oct. 23 Vanderbilt, Memphis | 0 | 91 |
| Oct. 30 Hendrix, Oxford | 32 | 7 |
| Nov. 6 Miss. A&M, Tupelo | 0 | 65 |
| Nov. 13 Miss. College, Jackson | 6 | 74 |
| Nov. 20 %Arkansas, Little Rock | - | - |
| Nov. 25 Alabama, Birmingham | 0 | 53 |
| TOTAL POINTS: | 51 | 334 |

COACH: Fred Robbins
CAPTAIN: I.H. (Pop) Harris, T
%Game cancelled

1916 — Won 3, Lost 6

| | OM | Opp |
|--------------------------------------|------------|------------|
| Sept. 30 Union, Oxford | 30 | 0 |
| Oct. 7 Arkansas Aggies, Oxford | 20 | 0 |
| Oct. 14 Hendrix, Oxford | 61 | 0 |
| Oct. 21 Vanderbilt, Nashville | 0 | 35 |
| Oct. 28 Alabama, Tuscaloosa | 0 | 27 |
| Nov. 3 Miss. A&M, Tupelo | 0 | 36 |
| Nov. 11 Transylvania, Lexington, Ky. | 3 | 13 |
| Nov. 18 LSU, Baton Rouge | 0 | 41 |
| Nov. 30 Miss. College, Jackson | 14 | 36 |
| TOTAL POINTS: | 128 | 188 |

COACH: Fred Robbins
CAPTAIN: C. Allen Anderson, C

1917 — Won 1, Lost 4, Tied 1

| | OM | Opp |
|---------------------------------|-----------|------------|
| Oct. 6 Arkansas Aggies, Oxford | 0 | 0 |
| Oct. 13 LSU, Oxford | 7 | 52 |
| Oct. 27 Alabama, Tuscaloosa | 0 | 54 |
| Nov. 3 Miss. A&M, Tupelo | 14 | 41 |
| Nov. 10 Sewanee, Sewanee, Tenn. | 7 | 69 |
| Nov. 29 Miss. College, Jackson | 21 | 0 |
| TOTAL POINTS: | 49 | 216 |

COACH: C.R. (Dudy) Noble
CAPTAIN: Roy Bridges, QB

1918 — Won 1, Lost 3

| | OM | Opp |
|---------------------------------------|-----------|-----------|
| Nov. 9 Payne Field, West Point, Miss. | 0 | 6 |
| Nov. 16 Union, Oxford | 39 | 0 |
| Nov. 28 Miss. A&M, Starkville | 0 | 34 |
| Dec. 7 Miss. A&M, Oxford | 0 | 13 |
| TOTAL POINTS: | 39 | 53 |

COACH: C.R. (Dudy) Noble
CAPTAIN: Edward H. Ray, HB

1919 — Won 4, Lost 4

| | OM | Opp |
|--------------------------------|------------|------------|
| Oct. 4 Arkansas Aggies, Oxford | 32 | 0 |
| Oct. 11 Alabama, Tuscaloosa | 0 | 49 |
| Oct. 18 LSU, Baton Rouge | 0 | 12 |
| Oct. 25 Tulane, New Orleans | 12 | 27 |
| Oct. 31 Union, Oxford | 25 | 6 |
| Nov. 8 Miss. A&M, Clarksdale | 0 | 33 |
| Nov. 15 SPU, Oxford | 30 | 0 |
| Nov. 27 Miss. College, Jackson | 6 | 0 |
| TOTAL POINTS: | 105 | 127 |

COACH: R. L. Sullivan
CAPTAIN: Edmund Cowart, E

1920 — Won 4, Lost 3

| | OM | Opp |
|-------------------------------------|------------|-----------|
| Oct. 2 Arkansas Aggies, Oxford | 33 | 0 |
| Oct. 9 Miss. Normal, Hattiesburg | 54 | 0 |
| Oct. 16 Birmingham-So., B'ham, Ala. | 6 | 27 |
| Oct. 23 Tulane, New Orleans | 0 | 32 |
| Oct. 29 Union, Oxford | 86 | 0 |
| Nov. 6 Miss. A&M, Greenwood | 0 | 20 |
| Nov. 12 SPU, Oxford | 38 | 6 |
| TOTAL POINTS: | 217 | 85 |

COACH: R.L. Sullivan
CAPTAIN: Rufus Creekmore, C

1921 — Won 3, Lost 6

| | OM | Opp |
|------------------------------------|------------|------------|
| Oct. 1 *W. Tenn. Normal, Oxford | 82 | 0 |
| Oct. 8 Tulane, New Orleans | 0 | 26 |
| Oct. 15 Millsaps, Oxford | 49 | 0 |
| Oct. 22 SPU, Oxford | 35 | 0 |
| Oct. 28 Miss. A&M, Greenwood | 0 | 21 |
| Nov. 5 Miss. College, Vicksburg | 7 | 27 |
| Nov. 12 LSU, Baton Rouge | 0 | 21 |
| Nov. 19 Tenn. Doctors, Memphis | 6 | 24 |
| Dec. 31 U. of Havana, Havana, Cuba | 0 | 14 |
| TOTAL POINTS: | 179 | 133 |

COACH: R.L. Sullivan
CAPTAIN: Howard D. Robinson, FB
*Known now as University of Memphis

HISTORY & RECORDS

1922 — Won 4, Lost 5, Tied 1

| | OM | Opp |
|-------------------------------------|----|-----|
| Sept. 30 Union, Oxford | 0 | 0 |
| Oct. 7 Centre, Danville, Ky. | 0 | 55 |
| Oct. 14 SPU, Oxford | 23 | 0 |
| Oct. 21 Miss. A&M, Jackson | 13 | 19 |
| Oct. 28 Tennessee, Knoxville | 0 | 49 |
| Nov. 4 Birmingham-So., Oxford | 6 | 0 |
| Nov. 11 Hendrix, Oxford | 13 | 7 |
| Nov. 18 Tenn. Doctors, Memphis | 0 | 32 |
| Nov. 25 Camp Benning, Columbus, Ga. | 13 | 14 |
| Nov. 30 Millsaps, Jackson | 19 | 7 |
| TOTAL POINTS: | 87 | 183 |

COACH: R.A. Cowell
CAPTAIN: Calvin C. Barbour Jr., QB

1923 — Won 4, Lost 6

| | OM | Opp |
|-------------------------------------|----|-----|
| Sept. 29 Bethel College, Oxford | 14 | 6 |
| Oct. 6 Alabama, Tuscaloosa | 0 | 56 |
| Oct. 13 SPU, Oxford | 33 | 0 |
| Oct. 20 Miss. A&M, Jackson | 6 | 13 |
| Oct. 27 St. Louis U., St. Louis | 3 | 28 |
| Nov. 3 Birmingham-So., Oxford | 6 | 0 |
| Nov. 10 Miss. College, Meridian | 0 | 6 |
| Nov. 17 Tulane, New Orleans | 0 | 19 |
| Nov. 24 Tennessee, Knoxville | 0 | 10 |
| Nov. 31 Camp Benning, Columbus, Ga. | 19 | 7 |
| TOTAL POINTS: | 81 | 145 |

COACH: R.A. Cowell
CAPTAIN: John T. Montgomery, HB

1924 — Won 4, Lost 5

| | OM | Opp |
|------------------------------------|----|-----|
| Oct. 4 Arkansas Aggies, Oxford | 10 | 7 |
| Oct. 11 SPU, Oxford | 7 | 0 |
| Oct. 18 Miss. A&M, Jackson | 0 | 20 |
| Oct. 25 Arkansas, Little Rock | 0 | 20 |
| Nov. 1 Alabama, Montgomery | 0 | 61 |
| Nov. 8 Sewanee, Memphis | 0 | 21 |
| Nov. 15 Furman, Greenville, S.C. | 2 | 7 |
| Nov. 22 Miss. College, Oxford (HC) | 10 | 6 |
| Nov. 27 Millsaps, Jackson | 7 | 0 |
| TOTAL POINTS: | 36 | 142 |

COACH: Chester Barnard
CAPTAIN: Claude Smithson, HB

1925 — Won 5, Lost 5

| | OM | Opp |
|-----------------------------------|-----|-----|
| Sept. 26 Arkansas Aggies, Oxford | 53 | 0 |
| Oct. 3 Texas, Austin | 0 | 25 |
| Oct. 10 Tulane, New Orleans | 7 | 26 |
| Oct. 17 Union, Oxford | 7 | 6 |
| Oct. 24 Miss. A&M, Jackson | 0 | 6 |
| Oct. 31 Vanderbilt, Nashville | 0 | 7 |
| Nov. 7 Sewanee, Chattanooga | 9 | 10 |
| Nov. 14 Miss. College, Clinton | 19 | 7 |
| Nov. 21 Southwestern, Oxford (HC) | 31 | 0 |
| Nov. 26 Millsaps, Jackson | 21 | 0 |
| TOTAL POINTS: | 147 | 87 |

COACH: Homer Hazel
CAPTAIN: John (Bat) Mustin, HB

1926 — Won 5, Lost 4

| | OM | Opp |
|----------------------------------|-----|-----|
| Sept. 25 Arkansas Aggies, Oxford | 28 | 0 |
| Oct. 2 Arkansas, Fayetteville | 6 | 21 |
| Oct. 9 Florida, Gainesville | 12 | 7 |
| Oct. 16 *Loyola, Oxford (HC) | 13 | 7 |
| Oct. 23 Drake, Des Moines, Iowa | 15 | 33 |
| Oct. 30 Tulane, New Orleans | 0 | 6 |
| Nov. 6 Southwestern, Memphis | 32 | 27 |
| Nov. 13 LSU, Baton Rouge | 0 | 3 |
| Nov. 25 Miss. A&M, Starkville | 7 | 6 |
| TOTAL POINTS: | 113 | 110 |

COACH: Homer Hazel
CAPTAIN: Webster Burke, C
*Loyola of Chicago

1927 — Won 5, Lost 3, Tied 1

| | OM | Opp |
|--|-----|-----|
| Sept. 24 College of the Ozarks, Oxford | 58 | 0 |
| Oct. 1 Tulane, New Orleans | 7 | 19 |
| Oct. 7 Hendrix, Oxford | 0 | 0 |
| Oct. 15 Tennessee, Knoxville | 7 | 21 |
| Oct. 22 Southwestern, Memphis | 39 | 0 |
| Oct. 29 Sewanee, Sewanee, Tenn. | 28 | 14 |
| Nov. 5 LSU, Oxford (HC) | 12 | 7 |
| Nov. 11 *Loyola, Jackson | 6 | 7 |
| Nov. 24 Miss. A&M, Oxford | 20 | 12 |
| TOTAL POINTS: | 177 | 80 |

COACH: Homer Hazel
CAPTAIN: Austin Applewhite, E
*Loyola of Chicago

1928 — Won 5, Lost 4

| | OM | Opp |
|-------------------------------|-----|-----|
| Sept. 29 Arkansas, Oxford | 25 | 0 |
| Oct. 6 Alabama, Tuscaloosa | 0 | 27 |
| Oct. 13 Tennessee, Knoxville | 12 | 13 |
| Oct. 20 Auburn, Birmingham | 19 | 0 |
| Oct. 27 *Loyola, New Orleans | 14 | 34 |
| Nov. 3 Clemson, Oxford (HC) | 26 | 7 |
| Nov. 10 LSU, Baton Rouge | 6 | 19 |
| Nov. 17 Southwestern, Memphis | 34 | 2 |
| Nov. 29 Miss. A&M, Starkville | 20 | 19 |
| TOTAL POINTS: | 156 | 121 |

COACH: Homer Hazel
CAPTAIN: Thad (Pie) Vann, T
*Loyola of New Orleans

1929 — Won 1, Lost 6, Tied 2

| | OM | Opp |
|--------------------------------|----|-----|
| Sept. 28 Vanderbilt, Nashville | 7 | 19 |
| Oct. 5 Alabama, Tuscaloosa | 7 | 22 |
| Oct. 12 Tennessee, Knoxville | 7 | 52 |
| Oct. 18 *Loyola, New Orleans | 26 | 24 |
| Oct. 26 SMU, Dallas | 0 | 52 |
| Nov. 2 Sewanee, Oxford (HC) | 6 | 6 |
| Nov. 9 Purdue, Lafayette, Ind. | 7 | 27 |
| Nov. 16 LSU, Baton Rouge | 6 | 13 |
| Nov. 30 Miss. A&M, Oxford | 7 | 7 |
| TOTAL POINTS: | 73 | 222 |

COACH: Homer Hazel
CAPTAIN: W.D. (Dump) Burnette, T
*Loyola of New Orleans (Rebels' first night game)
†Night Game (first one in program history)

1930 — Won 3, Lost 5, Tied 1

| | OM | Opp |
|-------------------------------|-----|-----|
| Sept. 26 Union, Oxford | 64 | 0 |
| Oct. 4 Alabama, Tuscaloosa | 0 | 64 |
| Oct. 11 Tennessee, Knoxville | 0 | 27 |
| Oct. 18 Sewanee, Oxford (HC) | 7 | 13 |
| Oct. 25 Chicago U., Chicago | 0 | 0 |
| Nov. 1 Vanderbilt, Nashville | 0 | 24 |
| Nov. 8 LSU, Baton Rouge | 0 | 6 |
| Nov. 14 Southwestern, Oxford | 37 | 6 |
| Nov. 27 Miss. A&M, Starkville | 20 | 0 |
| TOTAL POINTS: | 128 | 140 |

COACH: Ed Walker
CAPTAIN: Dick Peoples, E

1931 — Won 2, Lost 6, Tied 1

| | OM | Opp |
|-----------------------------------|----|-----|
| Sept. 19 Western Kentucky, Oxford | 13 | 6 |
| Sept. 26 Tulane, New Orleans | 0 | 31 |
| Oct. 3 Alabama, Tuscaloosa | 6 | 55 |
| Oct. 10 Tennessee, Knoxville | 0 | 38 |
| Oct. 24 Southwestern, Memphis | 20 | 20 |
| Oct. 30 Marquette, Milwaukee | 6 | 13 |
| Nov. 7 Sewanee, Oxford (HC) | 0 | 7 |
| Nov. 14 LSU, Jackson | 3 | 26 |
| Nov. 26 Miss. A&M, Oxford | 25 | 14 |
| TOTAL POINTS: | 73 | 210 |

COACH: Ed Walker
CAPTAIN: Neal Biggers, HB

1932 — Won 5, Lost 6

| | OM | Opp |
|---------------------------------------|-----|-----|
| Sept. 24 *Miss. Teachers, Oxford | 49 | 0 |
| Oct. 1 Tennessee, Knoxville | 0 | 33 |
| Oct. 8 ^Howard, Oxford | 26 | 6 |
| Oct. 15 Centenary, Shreveport | 6 | 13 |
| Oct. 22 Alabama, Tuscaloosa | 13 | 24 |
| Oct. 29 Auburn, Montgomery | 7 | 14 |
| Nov. 5 Minnesota, Minneapolis | 0 | 26 |
| Nov. 12 Sewanee, Oxford (HC) | 27 | 6 |
| Nov. 19 Southwestern, Memphis | 7 | 0 |
| Nov. 24 Mississippi State, Starkville | 13 | 0 |
| Dec. 3 Tulsa, Tulsa, Okla. | 0 | 26 |
| TOTAL POINTS: | 148 | 148 |

COACH: Ed Walker
CAPTAIN: Lee Trapp, G
*Known now as Southern Mississippi
^Known now as Samford

1933 — Won 6, Lost 3, Tied 2

| | OM | Opp |
|----------------------------------|-----|-----|
| Sept. 23 Southwestern, Memphis | 6 | 6 |
| Sept. 30 Miss. Teachers, Oxford | 45 | 0 |
| Oct. 7 Alabama, Birmingham | 0 | 0 |
| Oct. 14 Marquette, Milwaukee | 7 | 0 |
| Oct. 21 Sewanee, Oxford (HC) | 41 | 0 |
| Oct. 28 Clemson, Meridian | 13 | 0 |
| Nov. 4 Birmingham-So., Oxford | 12 | 0 |
| Nov. 11 Tennessee, Knoxville | 6 | 35 |
| Nov. 18 LSU, Baton Rouge | 0 | 31 |
| Nov. 25 Centenary, Jackson | 6 | 7 |
| Dec. 2 Mississippi State, Oxford | 31 | 0 |
| TOTAL POINTS: | 167 | 79 |

COACH: Ed Walker

1934 — Won 4, Lost 5, Tied 1

| | OM | Opp |
|-------------------------------------|-----|-----|
| Sept. 29 *W. Tenn. Teachers, Oxford | 44 | 0 |
| Oct. 5 †Southwestern, Clarksdale | 19 | 0 |
| Oct. 13 Tennessee, Knoxville | 0 | 27 |
| Oct. 20 ^Howard, Oxford | 6 | 7 |
| Oct. 27 Sewanee, Oxford (HC) | 19 | 6 |
| Nov. 3 Tulane, New Orleans | 0 | 15 |
| Nov. 10 Florida, Gainesville | 13 | 13 |
| Nov. 17 LSU, Jackson | 0 | 14 |
| Nov. 24 Centenary, Shreveport | 6 | 13 |
| Dec. 1 Mississippi State, Jackson | 7 | 3 |
| TOTAL POINTS: | 114 | 98 |

COACH: Ed Walker
CAPTAIN: Appointed
*Known now as University of Memphis
^Known now as Samford
†Night Game

1935 — Won 9, Lost 3

| | OM | Opp |
|------------------------------------|-----|-----|
| Sept. 20 †Millsaps, Jackson | 20 | 0 |
| Sept. 28 W. Tenn. Teachers, Oxford | 92 | 0 |
| Oct. 5 Southwestern, Oxford | 33 | 0 |
| Oct. 11 †Sewanee, Clarksdale | 33 | 0 |
| Oct. 19 Florida, Oxford (HC) | 27 | 6 |
| Oct. 26 Marquette, Milwaukee | 7 | 33 |
| Nov. 1 †St. Louis U., St. Louis | 21 | 7 |
| Nov. 9 Tennessee, Memphis | 13 | 14 |
| Nov. 16 Centre, Danville, Ky. | 26 | 0 |
| Nov. 23 Centenary, Jackson | 6 | 0 |
| Nov. 30 Mississippi State, Oxford | 14 | 6 |
| ORANGE BOWL, Miami | | |
| 1-1-36 Catholic University | 19 | 20 |
| TOTAL POINTS: | 292 | 66 |

COACH: Ed Walker
CAPTAIN: Appointed
†Night Game

1936 — Won 5, Lost 5, Tied 2

| | OM | Opp |
|---------------------------------------|-----|-----|
| Sept. 19 Union, Oxford | 45 | 0 |
| Sept. 26 Tulane, New Orleans | 6 | 7 |
| Oct. 2 †Temple, Philadelphia | 7 | 12 |
| Oct. 9 †Geo. Wash., Washington, D.C. | 0 | 0 |
| Oct. 17 †LSU, Baton Rouge | 0 | 13 |
| Oct. 24 Catholic Univ., Oxford (HC) | 14 | 0 |
| Oct. 31 Centenary, Shreveport | 24 | 7 |
| Nov. 7 *Loyola, Oxford | 34 | 0 |
| Nov. 14 Marquette, Milwaukee | 0 | 33 |
| Nov. 21 Mississippi State, Starkville | 6 | 26 |
| Nov. 27 †Miami U., Miami | 14 | 0 |
| Dec. 5 Tennessee, Memphis | 0 | 0 |
| TOTAL POINTS: | 150 | 98 |

COACH: Ed Walker
CAPTAIN: Marvin L. Hutson, C
†Night Game *Loyola of New Orleans

1937 — Won 4, Lost 5, Tied 1

| | OM | Opp |
|-------------------------------------|-----|-----|
| Sept. 25 Louisiana Tech, Oxford | 13 | 0 |
| Oct. 1 †Temple, Philadelphia | 0 | 0 |
| Oct. 9 St. Louis U., Oxford (HC) | 21 | 0 |
| Oct. 16 †LSU, Baton Rouge | 0 | 13 |
| Oct. 23 Ouachita, Oxford | 46 | 0 |
| Oct. 30 Tulane, New Orleans | 7 | 14 |
| Nov. 5 Geo. Wash., Washington, D.C. | 27 | 6 |
| Nov. 13 Arkansas, Memphis | 6 | 32 |
| Nov. 25 Mississippi State, Oxford | 7 | 9 |
| Dec. 4 Tennessee, Memphis | 0 | 32 |
| TOTAL POINTS: | 127 | 106 |

COACH: Ed Walker
CAPTAIN: Frank M. (Bruiser) Kinard, LT
†Night Game

1938 — Won 9, Lost 2

| | OM | Opp |
|---------------------------------------|-----|-----|
| Sept. 24 †LSU, Baton Rouge | 20 | 7 |
| Oct. 1 Louisiana Tech, Oxford | 27 | 7 |
| Oct. 8 Miss. Teachers, Oxford | 14 | 0 |
| Oct. 15 Vanderbilt, Nashville | 7 | 13 |
| Oct. 22 Centenary, Oxford (HC) | 47 | 14 |
| Oct. 29 †Geo. Wash., Washington, D.C. | 25 | 0 |
| Nov. 5 St. Louis U., St. Louis | 14 | 12 |
| Nov. 12 Sewanee, Oxford | 39 | 0 |
| Nov. 16 Arkansas, Memphis | 20 | 14 |
| Nov. 26 Mississippi State, Starkville | 19 | 6 |
| Dec. 3 Tennessee, Memphis | 0 | 47 |
| TOTAL POINTS: | 232 | 120 |

COACH: Harry J. Mehre
CAPTAIN: Kimble Bradley, QB
†Night Game

1939 — Won 7, Lost 2

| | OM | Opp |
|-------------------------------------|-----|-----|
| Sept. 30 †LSU, Baton Rouge | 14 | 7 |
| Oct. 7 Southwestern, Memphis | 41 | 0 |
| Oct. 14 †Centenary, Shreveport | 34 | 0 |
| Oct. 21 St. Louis U., Oxford (HC) | 42 | 0 |
| Oct. 28 Tulane, New Orleans | 6 | 18 |
| Nov. 4 Vanderbilt, Memphis | 14 | 7 |
| Nov. 11 Miss. Teachers, Hattiesburg | 27 | 7 |
| Nov. 18 W. Tenn. Teachers, Oxford | 46 | 7 |
| Nov. 25 Mississippi State, Oxford | 6 | 18 |
| TOTAL POINTS: | 230 | 64 |

COACH: Harry J. Mehre
CAPTAIN: Bill Schneller, QB
†Night Game

1940 — Won 9, Lost 2

| | OM | Opp |
|---------------------------------------|-----|-----|
| Sept. 21 Union, Oxford | 37 | 0 |
| Sept. 28 †LSU, Baton Rouge | 19 | 6 |
| Oct. 5 Southwestern, Memphis | 27 | 6 |
| Oct. 12 Georgia, Athens | 28 | 14 |
| Oct. 19 Duquesne, Oxford (HC) | 14 | 6 |
| Oct. 26 Arkansas, Memphis | 20 | 21 |
| Nov. 2 Vanderbilt, Nashville | 13 | 7 |
| Nov. 9 Holy Cross, Worcester | 34 | 7 |
| Nov. 16 W. Tenn. Teachers, Oxford | 38 | 7 |
| Nov. 23 Mississippi State, Starkville | 0 | 19 |
| Nov. 29 †Miami U., Miami | 21 | 7 |
| TOTAL POINTS: | 251 | 100 |

COACH: Harry J. Mehre
CAPTAIN: George Kinard, LG
†Night Game

1941 — Won 6, Lost 2, Tied 1

| | OM | Opp |
|--|-----|-----|
| Sept. 26 †Georgetown, Washington, D.C. | 6 | 16 |
| Oct. 4 Southwestern, Oxford (HC) | 27 | 0 |
| Oct. 10 †Georgia, Athens | 14 | 14 |
| Oct. 18 Holy Cross, Worcester | 21 | 0 |
| Oct. 25 Tulane, New Orleans | 20 | 13 |
| Nov. 1 Marquette, Milwaukee | 12 | 6 |
| Nov. 8 †LSU, Baton Rouge | 13 | 12 |
| Nov. 22 Arkansas, Memphis | 18 | 0 |
| Nov. 29 Mississippi State, Oxford | 0 | 6 |
| TOTAL POINTS: | 131 | 67 |

COACH: Harry J. Mehre
CO-CAPTAINS: J.W. (Wobble) Davidson, LE;
Homer Larry Hazel, LG
†Night Game

1942 — Won 2, Lost 7

| | OM | Opp |
|---------------------------------------|-----|-----|
| Sept. 26 W. Ky. Teachers, Oxford | 39 | 6 |
| Oct. 2 Georgetown, Washington, D.C. | 6 | 14 |
| Oct. 10 Georgia, Memphis | 13 | 48 |
| Oct. 17 †LSU, Baton Rouge | 7 | 21 |
| Oct. 24 Arkansas, Memphis | 6 | 7 |
| Oct. 31 Memphis State, Oxford | 48 | 0 |
| Nov. 7 Vanderbilt, Memphis | 0 | 19 |
| Nov. 14 Tennessee, Memphis | 0 | 14 |
| Nov. 21 Mississippi State, Starkville | 13 | 34 |
| TOTAL POINTS: | 132 | 163 |

COACH: Harry J. Mehre
CAPTAIN: Dan Wood, C
†Night Game

1943

Football abolished at all Mississippi State-Supported Institutions by Board of Trustees.

1944 — Won 2, Lost 6

| | OM | Opp |
|-----------------------------------|----|-----|
| Sept. 23 †Kentucky, Lexington | 7 | 27 |
| Sept. 30 †Florida, Jacksonville | 26 | 6 |
| Oct. 7 Tennessee, Memphis | 7 | 20 |
| Oct. 21 Tulsa, Memphis | 0 | 47 |
| Oct. 28 Arkansas, Memphis | 18 | 26 |
| Nov. 4 Jackson AAB, Oxford | 0 | 10 |
| Nov. 11 Alabama, Mobile | 6 | 34 |
| Nov. 25 Mississippi State, Oxford | 13 | 8 |
| TOTAL POINTS: | 77 | 178 |

COACH: Harry J. Mehre
CAPTAIN: Bob McCain, LE
†Night Game



1945 — Won 4, Lost 5

| | OM | Opp |
|---------------------------------------|------------|------------|
| Sept. 21 †Kentucky, Memphis | 21 | 7 |
| Sept. 29 †Florida, Jacksonville | 13 | 26 |
| Oct. 6 Vanderbilt, Nashville | 14 | 7 |
| Oct. 13 Louisiana Tech, Oxford | 26 | 21 |
| Oct. 27 Arkansas, Memphis | 0 | 19 |
| Nov. 3 †LSU, Baton Rouge | 13 | 32 |
| Nov. 10 Tennessee, Memphis | 0 | 34 |
| Nov. 24 Mississippi State, Starkville | 7 | 6 |
| Nov. 29 Chattanooga, Chattanooga | 6 | 31 |
| TOTAL POINTS: | 100 | 183 |

COACH: Harry J. Mehre
 CAPTAIN: Bob McCain, LE-HB
 †Night Game

1946 — Won 2, Lost 7

| | OM | Opp |
|-------------------------------------|-----------|------------|
| Sept. 21 †Kentucky, Lexington | 6 | 20 |
| Sept. 28 †Florida, Jacksonville | 13 | 7 |
| Oct. 5 Vanderbilt, Memphis | 0 | 7 |
| Oct. 12 Georgia Tech, Atlanta | 7 | 24 |
| Oct. 19 Louisiana Tech, Oxford (HC) | 6 | 7 |
| Oct. 26 Arkansas, Memphis | 9 | 7 |
| Nov. 2 †LSU, Baton Rouge | 21 | 34 |
| Nov. 9 Tennessee, Memphis | 14 | 18 |
| Nov. 23 Mississippi State, Oxford | 0 | 20 |
| TOTAL POINTS: | 76 | 144 |

COACH: Harold (Red) Drew
 CAPTAIN: Ray Poole, RE
 †Night Game

1947 — Won 9, Lost 2 SEC Champions

| | OM | Opp |
|---------------------------------------|------------|------------|
| Sept. 20 Kentucky, Oxford (HC) | 14 | 7 |
| Sept. 27 †Florida, Jacksonville | 14 | 6 |
| Oct. 4 South Carolina, Memphis | 33 | 0 |
| Oct. 11 Vanderbilt, Nashville | 6 | 10 |
| Oct. 18 Tulane, New Orleans | 27 | 14 |
| Oct. 25 Arkansas, Memphis | 14 | 19 |
| Nov. 1 †LSU, Baton Rouge | 20 | 18 |
| Nov. 8 Tennessee, Memphis | 43 | 13 |
| Nov. 15 Chattanooga, Oxford | 52 | 0 |
| Nov. 29 Mississippi State, Starkville | 33 | 14 |
| 1-1-48 Texas Christian | 13 | 9 |
| TOTAL POINTS: | 256 | 101 |

COACH: John H. Vaught
 CAPTAIN: Charlie Conerly, LHB
 †Night Game

1948 — Won 8, Lost 1

| | OM | Opp |
|-----------------------------------|------------|-----------|
| Sept. 25 †Florida, Gainesville | 14 | 0 |
| Oct. 2 †Kentucky, Lexington | 20 | 7 |
| Oct. 9 Vanderbilt, Oxford (HC) | 20 | 7 |
| Oct. 16 Tulane, New Orleans | 7 | 20 |
| Oct. 23 Boston College, Memphis | 32 | 13 |
| Oct. 30 †LSU, Baton Rouge | 49 | 19 |
| Nov. 6 Chattanooga, Chattanooga | 34 | 7 |
| Nov. 13 Tennessee, Memphis | 16 | 13 |
| Nov. 27 Mississippi State, Oxford | 34 | 7 |
| TOTAL POINTS: | 226 | 93 |

COACH: John H. Vaught
 CAPTAIN: Doug Hamley, RT
 †Night Game

1949 — Won 4, Lost 5, Tied 1

| | OM | Opp |
|---------------------------------------|------------|------------|
| Sept. 16 †Memphis State, Memphis | 40 | 7 |
| Sept. 23 †Auburn, Montgomery | 40 | 7 |
| Oct. 1 Kentucky, Oxford | 0 | 47 |
| Oct. 8 Vanderbilt, Nashville | 27 | 28 |
| Oct. 14 †Boston College, Boston | 25 | 25 |
| Oct. 22 †Texas Christian, Fort Worth | 27 | 33 |
| Oct. 29 †LSU, Baton Rouge | 7 | 34 |
| Nov. 5 Chattanooga, Oxford | 47 | 27 |
| Nov. 12 Tennessee, Memphis | 7 | 35 |
| Nov. 26 Mississippi State, Starkville | 26 | 0 |
| TOTAL POINTS: | 246 | 243 |

COACH: John H. Vaught
 CAPTAIN: Ronald Dale, LT
 †Night Game

1950 — Won 5, Lost 5

| | OM | Opp |
|------------------------------------|------------|------------|
| Sept. 22 †Memphis State, Memphis | 39 | 7 |
| Sept. 30 †Kentucky, Lexington | 0 | 27 |
| Oct. 7 Boston College, Oxford (HC) | 54 | 0 |
| Oct. 14 Vanderbilt, Nashville | 14 | 20 |
| Oct. 21 Tulane, New Orleans | 20 | 27 |
| Oct. 28 Texas Christian, Memphis | 19 | 7 |
| Nov. 4 †LSU, Baton Rouge | 14 | 40 |
| Nov. 11 Chattanooga, Oxford | 20 | 0 |
| Nov. 18 Tennessee, Knoxville | 0 | 35 |
| Dec. 2 Mississippi State, Oxford | 27 | 20 |
| TOTAL POINTS: | 207 | 183 |

COACH: John H. Vaught
 CAPTAIN: Ken Farragut, C
 †Night Game

1951 — Won 6, Lost 3, Tied 1

| | OM | Opp |
|--------------------------------------|------------|------------|
| Sept. 21 †Memphis State, Memphis | 32 | 0 |
| Sept. 29 Kentucky, Oxford | 21 | 17 |
| Oct. 5 †Boston College, Memphis | 34 | 7 |
| Oct. 13 Vanderbilt, Memphis | 20 | 34 |
| Oct. 20 Tulane, Oxford (HC) | 25 | 6 |
| Oct. 26 †Miami U., Miami, Fla. | 7 | 20 |
| Nov. 3 †LSU, Baton Rouge | 6 | 6 |
| Nov. 10 Auburn, Mobile | 39 | 14 |
| Nov. 17 Tennessee, Oxford | 21 | 46 |
| Dec. 1 Mississippi State, Starkville | 49 | 7 |
| TOTAL POINTS: | 254 | 157 |

COACH: John H. Vaught
 CAPTAIN: Othar Crawford, LG
 †Night Game

1952 — Won 8, Lost 1, Tied 2

| | OM | Opp |
|-----------------------------------|------------|-----------|
| Sept. 19 †Memphis State, Memphis | 54 | 6 |
| Sept. 27 Kentucky, Lexington | 13 | 13 |
| Oct. 4 Auburn, Memphis | 20 | 7 |
| Oct. 11 Vanderbilt, Nashville | 21 | 21 |
| Oct. 18 Tulane, New Orleans | 20 | 14 |
| Oct. 25 Arkansas, Little Rock | 34 | 7 |
| Nov. 1 LSU, Oxford (HC) | 28 | 0 |
| Nov. 8 †Houston, Houston | 6 | 0 |
| Nov. 15 Maryland, Oxford | 21 | 14 |
| Nov. 29 Mississippi State, Oxford | 20 | 14 |
| 1-1-53 †Georgia Tech | 7 | 24 |
| TOTAL POINTS: | 237 | 96 |

COACH: John H. Vaught
 CO-CAPTAINS: Kline Gilbert, RT; Jim Ingram, C
 †Night Game †TV Game

1953 — Won 7, Lost 2, Tied 1

| | OM | Opp |
|---------------------------------------|------------|------------|
| Sept. 19 Chattanooga, Jackson | 39 | 6 |
| Sept. 26 Kentucky, Oxford | 22 | 6 |
| Oct. 3 Auburn, Auburn, Ala. | 0 | 13 |
| Oct. 10 Vanderbilt, Oxford (HC) | 28 | 6 |
| Oct. 17 Tulane, New Orleans | 45 | 14 |
| Oct. 24 †Arkansas, Memphis | 28 | 0 |
| Oct. 31 †LSU, Baton Rouge | 27 | 16 |
| Nov. 7 North Texas State, Oxford | 40 | 7 |
| Nov. 14 Maryland, College Park | 0 | 38 |
| Nov. 28 Mississippi State, Starkville | 7 | 7 |
| TOTAL POINTS: | 236 | 113 |

COACH: John H. Vaught
 CAPTAIN: Ed Beatty, C
 †Night Game †TV Game

1954 — Won 9, Lost 2 SEC Champions

| | OM | Opp |
|--------------------------------------|------------|-----------|
| Sept. 17 †North Texas State, Memphis | 35 | 12 |
| Sept. 25 †Kentucky, Memphis | 28 | 9 |
| Oct. 2 †Villanova, Philadelphia | 52 | 0 |
| Oct. 9 †Vanderbilt, Nashville | 22 | 7 |
| Oct. 16 Tulane, Oxford (HC) | 34 | 7 |
| Oct. 23 Arkansas, Little Rock | 0 | 6 |
| Oct. 30 LSU, Baton Rouge | 21 | 6 |
| Nov. 6 Memphis State, Memphis | 51 | 0 |
| Nov. 13 †Houston, Houston | 26 | 0 |
| Nov. 27 Mississippi State, Oxford | 14 | 0 |
| SUGAR BOWL, New Orleans | | |
| 1-1-55 †Navy | 0 | 21 |
| TOTAL POINTS: | 283 | 47 |

COACH: John H. Vaught
 CO-CAPTAINS: Jimmy Patton, LHB; Allen (Red) Muirhead, RHB
 †Night Game †TV Game

1955 — Won 10, Lost 1 SEC Champions

| | OM | Opp |
|---------------------------------------|------------|-----------|
| Sept. 17 †Georgia, Atlanta | 26 | 13 |
| Sept. 24 †Kentucky, Lexington | 14 | 21 |
| Oct. 1 North Texas State, Oxford | 33 | 0 |
| Oct. 8 †Vanderbilt, Memphis | 13 | 0 |
| Oct. 15 Tulane, New Orleans | 27 | 13 |
| Oct. 22 Arkansas, Oxford (HC) | 17 | 7 |
| Oct. 29 †LSU, Baton Rouge | 29 | 26 |
| Nov. 5 †Memphis State, Memphis | 39 | 6 |
| Nov. 12 †Houston, Jackson | 27 | 11 |
| Nov. 26 Mississippi State, Starkville | 26 | 0 |
| COTTON BOWL, Dallas | | |
| 1-2-56 †Texas Christian | 14 | 13 |
| TOTAL POINTS: | 251 | 97 |

COACH: John H. Vaught
 CAPTAIN: Vaughn (Buddy) Alliston, LG
 †Night Game †TV Game

1956 — Won 7, Lost 3

| | OM | Opp |
|------------------------------------|------------|-----------|
| Sept. 22 North Texas State, Oxford | 45 | 0 |
| Sept. 29 †Kentucky, Memphis | 37 | 7 |
| Oct. 6 †Houston, Jackson | 14 | 0 |
| Oct. 13 Vanderbilt, Oxford (HC) | 16 | 0 |
| Oct. 20 †Tulane, Jackson | 3 | 10 |
| Oct. 27 †Arkansas, Little Rock | 0 | 14 |
| Nov. 3 †LSU, Baton Rouge | 46 | 17 |
| Nov. 10 Memphis State, Memphis | 26 | 0 |
| Nov. 17 Tennessee, Knoxville | 7 | 27 |
| Dec. 1 Mississippi State, Oxford | 13 | 7 |
| TOTAL POINTS: | 207 | 82 |

COACH: John H. Vaught
 CAPTAIN: Appointed
 †Night Game

1957 — Won 9, Lost 1, Tied 1

| | OM | Opp |
|---------------------------------------|------------|-----------|
| Sept. 21 Trinity, San Antonio | 44 | 0 |
| Sept. 28 †Kentucky, Lexington | 15 | 0 |
| Oct. 5 Hardin-Simmons, Oxford | 34 | 7 |
| Oct. 12 †Vanderbilt, Nashville | 28 | 0 |
| Oct. 18 †Tulane, New Orleans | 50 | 0 |
| Oct. 26 Arkansas, Memphis | 6 | 12 |
| Nov. 2 †Houston, Jackson | 20 | 7 |
| Nov. 9 LSU, Oxford (HC) | 14 | 12 |
| Nov. 16 Tennessee, Memphis | 14 | 7 |
| Nov. 30 Mississippi State, Starkville | 7 | 7 |
| SUGAR BOWL, New Orleans | | |
| 1-1-58 †Texas | 39 | 7 |
| TOTAL POINTS: | 232 | 52 |

COACH: John H. Vaught
 CO-CAPTAINS: Jackie Simpson, LG; Gene Hickerson, RT
 †Night Game †TV Game

1958 — Won 9, Lost 2

| | OM | Opp |
|-----------------------------------|------------|-----------|
| Sept. 20 †Memphis State, Memphis | 17 | 0 |
| Sept. 27 †Kentucky, Memphis | 27 | 6 |
| Oct. 4 †Trinity, San Antonio | 21 | 0 |
| Oct. 11 †Tulane, New Orleans | 19 | 8 |
| Oct. 18 Hardin-Simmons, Oxford | 24 | 0 |
| Oct. 25 Arkansas, Little Rock | 14 | 12 |
| Nov. 1 LSU, Baton Rouge | 0 | 14 |
| Nov. 8 Houston, Oxford (HC) | 56 | 7 |
| Nov. 15 Tennessee, Knoxville | 16 | 18 |
| Nov. 29 Mississippi State, Oxford | 21 | 0 |
| GATOR BOWL, Jacksonville | | |
| Dec. 27 †Florida | 7 | 3 |
| TOTAL POINTS: | 215 | 65 |

COACH: John H. Vaught
 CO-CAPTAINS: Milton Crain, C; Kent Lovelace, RHB
 †Night Game †TV Game

1959 — Won 10, Lost 1 National Champions

| | OM | Opp |
|---------------------------------------|------------|-----------|
| Sept. 19 †Houston, Houston | 16 | 0 |
| Sept. 26 †Kentucky, Lexington | 16 | 0 |
| Oct. 3 Memphis State, Oxford | 43 | 0 |
| Oct. 10 †Vanderbilt, Nashville | 33 | 0 |
| Oct. 17 Tulane, Oxford (HC) | 53 | 7 |
| Oct. 24 Arkansas, Memphis | 28 | 0 |
| Oct. 31 †LSU, Baton Rouge | 3 | 7 |
| Nov. 7 Chattanooga, Oxford | 58 | 0 |
| Nov. 14 Tennessee, Memphis | 37 | 7 |
| Nov. 28 Mississippi State, Starkville | 42 | 0 |
| SUGAR BOWL, New Orleans | | |
| 1-1-60 †LSU | 21 | 0 |
| TOTAL POINTS: | 329 | 21 |

COACH: John H. Vaught
 CO-CAPTAINS: Ken Kirk, C; Charlie Flowers, FB
 †Night Game †TV Game

1960 — Won 10, Lost 0, Tied 1 National Champions SEC Champions

| | OM | Opp |
|-----------------------------------|------------|-----------|
| Sept. 17 †Houston, Houston | 42 | 0 |
| Sept. 24 †Kentucky, Memphis | 21 | 6 |
| Oct. 1 Memphis State, Memphis | 31 | 20 |
| Oct. 8 †Vanderbilt, Nashville | 26 | 0 |
| Oct. 15 †Tulane, New Orleans | 26 | 13 |
| Oct. 22 †Arkansas, Little Rock | 10 | 7 |
| Oct. 29 †LSU, Oxford (HC) | 6 | 6 |
| Nov. 5 Chattanooga, Oxford | 45 | 0 |
| Nov. 12 Tennessee, Knoxville | 24 | 3 |
| Nov. 26 Mississippi State, Oxford | 35 | 9 |
| SUGAR BOWL, New Orleans | | |
| 1-2-61 †Rice | 14 | 6 |
| TOTAL POINTS: | 266 | 64 |

COACH: John H. Vaught
 CO-CAPTAINS: Jake Gibbs, QB; Warner Alford, LG
 †Night Game †TV Game

1961 — Won 9, Lost 2

| | OM | Opp |
|--------------------------------------|------------|-----------|
| Sept. 23 †Arkansas, Jackson | 16 | 0 |
| Sept. 30 †Kentucky, Lexington | 20 | 6 |
| Oct. 7 Florida State, Oxford | 33 | 0 |
| Oct. 14 Houston, Memphis | 47 | 7 |
| Oct. 21 †Tulane, Jackson | 41 | 0 |
| Oct. 28 Vanderbilt, Oxford (HC) | 47 | 0 |
| Nov. 4 †LSU, Baton Rouge | 7 | 10 |
| Nov. 11 Chattanooga, Oxford | 54 | 0 |
| Nov. 18 Tennessee, Memphis | 24 | 10 |
| Dec. 2 Mississippi State, Starkville | 37 | 7 |
| COTTON BOWL, Dallas | | |
| 1-1-62 †Texas | 7 | 12 |
| TOTAL POINTS: | 326 | 40 |

COACH: John H. Vaught
 TRI-CAPTAINS: Doug Elmore, QB; Billy Ray Jones, LG; Ralph Smith, LE
 †Night Game †TV Game

1962 — Won 10, Lost 0 National Champions SEC Champions

| | OM | Opp |
|----------------------------------|------------|-----------|
| Sept. 22 †Memphis State, Memphis | 21 | 7 |
| Sept. 29 †Kentucky, Jackson | 14 | 0 |
| Oct. 6 Houston, Jackson (HC) | 40 | 7 |
| Oct. 20 †Tulane, Memphis | 21 | 0 |
| Oct. 27 Vanderbilt, Memphis | 35 | 0 |
| Nov. 3 †LSU, Baton Rouge | 15 | 7 |
| Nov. 10 Chattanooga, Oxford | 52 | 7 |
| Nov. 17 Tennessee, Knoxville | 19 | 6 |
| Dec. 1 Mississippi State, Oxford | 13 | 6 |
| SUGAR BOWL, New Orleans | | |
| 1-1-63 †Arkansas | 17 | 13 |
| TOTAL POINTS: | 230 | 40 |

COACH: John H. Vaught
 CO-CAPTAINS: Glynn Griffing, QB; Louis Guy, WB
 †Night Game †TV Game

1963 — Won 7, Lost 1, Tied 2 SEC Champions

| | OM | Opp |
|---------------------------------------|------------|-----------|
| Sept. 21 †Memphis State, Memphis | 0 | 0 |
| Sept. 28 †Kentucky, Lexington | 31 | 7 |
| Oct. 5 †Houston, Houston | 20 | 6 |
| Oct. 19 Tulane, New Orleans | 21 | 0 |
| Oct. 26 Vanderbilt, Oxford (HC) | 27 | 7 |
| Nov. 2 †LSU, Baton Rouge | 37 | 3 |
| Nov. 9 Tampa, Oxford | 41 | 0 |
| Nov. 16 Tennessee, Memphis | 20 | 0 |
| Nov. 30 Mississippi State, Starkville | 10 | 10 |
| SUGAR BOWL, New Orleans | | |
| 1-1-64 †Alabama | 7 | 12 |
| TOTAL POINTS: | 207 | 33 |

COACH: John H. Vaught
 CO-CAPTAINS: Kenny Dill, C; Whaley Hall, T
 †Night Game †TV Game



HISTORY & RECORDS

1964 — Won 5, Lost 5, Tied 1

| | OM | Opp |
|----------|----------------------------|---------|
| Sept. 19 | Memphis State, Oxford | 30 0 |
| Sept. 26 | Kentucky, Jackson | 21 27 |
| Sept. 25 | 3 Houston, Oxford (HC) | 31 9 |
| Oct. 10 | Florida, Gainesville | 14 30 |
| Oct. 17 | †Tulane, New Orleans | 14 9 |
| Oct. 24 | †Vanderbilt, Nashville | 7 7 |
| Oct. 31 | †LSU, Baton Rouge | 10 11 |
| Nov. 7 | Tampa, Oxford | 36 0 |
| Nov. 14 | Tennessee, Knoxville | 30 0 |
| Dec. 5 | †Mississippi State, Oxford | 17 20 |
| | BLUEBONNET BOWL, Houston | |
| Dec. 19 | †Tulsa | 7 14 |
| | TOTAL POINTS | 210 113 |

COACH: John H. Vaught
 CO-CAPTAINS: Bobby Robinson, LG; Allen Brown, LE
 †Night Game †TV Game

1965 — Won 7, Lost 4

| | OM | Opp |
|----------|-------------------------------|---------|
| Sept. 18 | †Memphis State, Memphis | 34 14 |
| Sept. 25 | †Kentucky, Lexington | 7 16 |
| Oct. 2 | †Alabama, Birmingham | 16 17 |
| Oct. 9 | Florida, Oxford (HC) | 0 17 |
| Oct. 16 | †Tulane, Jackson | 24 7 |
| Oct. 23 | Vanderbilt, Oxford | 24 7 |
| Oct. 30 | LSU, Jackson | 23 0 |
| Nov. 6 | †Houston, Houston | 3 17 |
| Nov. 13 | †Tennessee, Memphis | 14 13 |
| Nov. 27 | Mississippi State, Starkville | 21 0 |
| | LIBERTY BOWL, Memphis | |
| Dec. 18 | †Auburn | 13 7 |
| | TOTAL POINTS | 166 108 |

COACH: John H. Vaught
 CO-CAPTAINS: Mike Dennis, TB; Stan Hindman, G
 †Night Game †TV Game

1966 — Won 8, Lost 3

| | OM | Opp |
|----------|-----------------------------|--------|
| Sept. 17 | †Memphis State, Memphis | 13 0 |
| Sept. 24 | †Kentucky, Jackson | 17 0 |
| Oct. 1 | Alabama, Jackson | 7 17 |
| Oct. 8 | Georgia, Athens | 3 9 |
| Oct. 15 | Southern Miss., Oxford (HC) | 14 7 |
| Oct. 22 | Houston, Memphis | 27 6 |
| Oct. 29 | †LSU, Baton Rouge | 17 0 |
| Nov. 12 | Tennessee, Knoxville | 14 7 |
| Nov. 19 | Vanderbilt, Jackson | 34 0 |
| Nov. 26 | Mississippi State, Oxford | 24 0 |
| | BLUEBONNET BOWL, Houston | |
| Dec. 17 | †Texas | 0 19 |
| | TOTAL POINTS | 170 46 |

COACH: John H. Vaught
 CO-CAPTAINS: Doug Cunningham, TB; Chuck Hinton, C
 †Night Game †TV Game

1967 — Won 6, Lost 4, Tied 1

| | OM | Opp |
|----------|-------------------------------|---------|
| Sept. 23 | †Memphis State, Memphis | 17 27 |
| Sept. 30 | Kentucky, Lexington | 26 13 |
| Oct. 7 | Alabama, Birmingham | 7 21 |
| Oct. 14 | †Georgia, Jackson | 29 20 |
| Oct. 21 | Southern Miss., Oxford (HC) | 23 14 |
| Oct. 28 | Houston, Oxford | 14 13 |
| Nov. 4 | †LSU, Jackson | 13 13 |
| Nov. 18 | Tennessee, Memphis | 7 20 |
| Nov. 25 | Vanderbilt, Nashville | 28 7 |
| Dec. 2 | Mississippi State, Starkville | 10 3 |
| | SUN BOWL, El Paso | |
| Dec. 30 | †UTEP | 7 14 |
| | TOTAL POINTS | 174 151 |

COACH: John H. Vaught
 CO-CAPTAINS: Michel (Mac) Haik, SE; Dan Sartin, DT
 †Night Game †TV Game

1968 — Won 7, Lost 3, Tied 1

| | OM | Opp |
|----------|-----------------------------|---------|
| Sept. 21 | †Memphis State, Memphis | 21 7 |
| Sept. 28 | †Kentucky, Jackson | 30 14 |
| Oct. 5 | Alabama, Jackson | 10 8 |
| Oct. 12 | †Georgia, Athens | 7 21 |
| Oct. 19 | Southern Miss., Oxford (HC) | 21 13 |
| Oct. 26 | Houston, Jackson | 7 29 |
| Nov. 2 | †LSU, Baton Rouge | 27 24 |
| Nov. 9 | Chattanooga, Oxford | 38 16 |
| Nov. 16 | Tennessee, Knoxville | 0 31 |
| Nov. 30 | Mississippi State, Oxford | 17 17 |
| | LIBERTY BOWL, Memphis | |
| Dec. 14 | †Virginia Tech | 34 17 |
| | TOTAL POINTS | 178 180 |

COACH: John H. Vaught
 CO-CAPTAINS: H.N. (Hank) Shows, TE; Robert Bailey, MM
 †Night Game †TV Game

1969 — Won 8, Lost 3

| | OM | Opp |
|----------|-------------------------------|---------|
| Sept. 20 | Memphis State, Oxford | 28 3 |
| Sept. 27 | Kentucky, Lexington | 9 10 |
| Oct. 4 | †Alabama, Birmingham | 32 33 |
| Oct. 11 | Georgia, Jackson | 25 17 |
| Oct. 18 | Southern Miss., Oxford (HC) | 69 7 |
| Oct. 25 | †Houston, Houston | 11 25 |
| Nov. 1 | †LSU, Jackson | 26 23 |
| Nov. 8 | Chattanooga, Oxford | 21 0 |
| Nov. 15 | Tennessee, Jackson | 38 0 |
| Nov. 27 | Mississippi State, Starkville | 48 22 |
| | SUGAR BOWL, New Orleans | |
| 1-1-70 | †Arkansas | 27 22 |
| | TOTAL POINTS | 307 140 |

COACH: John H. Vaught
 CO-CAPTAINS: Bo Bowen, FB; Glenn Cannon, S
 †Night Game †TV Game

1970 — Won 7, Lost 4

| | OM | Opp |
|----------|---------------------------|---------|
| Sept. 19 | †Memphis State, Memphis | 47 13 |
| Sept. 26 | Kentucky, Jackson | 20 17 |
| Oct. 3 | †Alabama, Jackson | 48 23 |
| Oct. 10 | Georgia, Athens | 31 21 |
| Oct. 17 | Southern Miss., Oxford | 14 30 |
| Oct. 24 | †Vanderbilt, Nashville | 26 16 |
| Nov. 7 | †Houston, Oxford (HC) | 24 13 |
| Nov. 14 | Chattanooga, Oxford | 44 7 |
| Nov. 26 | Mississippi State, Oxford | 14 19 |
| Dec. 5 | †LSU, Baton Rouge | 17 61 |
| | GATOR BOWL, Jacksonville | |
| 1-2-71 | †Auburn | 28 35 |
| | TOTAL POINTS | 285 220 |

COACH: John H. Vaught
 CO-CAPTAINS: Archie Manning, QB; Dennis Coleman, DE
 †Night Game †TV Game

1971 — Won 10, Lost 2

| | OM | Opp |
|----------|-------------------------------|---------|
| Sept. 11 | †Long Beach State, Jackson | 29 13 |
| Sept. 18 | †Memphis State, Memphis | 49 21 |
| Sept. 25 | Kentucky, Lexington | 34 20 |
| Oct. 2 | Alabama, Birmingham | 6 40 |
| Oct. 9 | Georgia, Jackson | 7 38 |
| Oct. 16 | Southern Miss., Oxford | 20 6 |
| Oct. 23 | Vanderbilt, Oxford (HC) | 28 7 |
| Oct. 30 | LSU, Jackson | 24 22 |
| Nov. 6 | †Tampa, Tampa | 28 27 |
| Nov. 13 | Chattanooga, Oxford | 49 10 |
| Nov. 25 | Mississippi State, Starkville | 48 0 |
| | PEACH BOWL, Atlanta | |
| Dec. 30 | ††Georgia Tech | 41 18 |
| | TOTAL POINTS | 322 204 |

COACH: Billy R. Kinard
 CO-CAPTAINS: Riley Myers, SE; Paul Dongieux, LB
 †Night Game †TV Game

1972 — Won 5, Lost 5

| | OM | Opp |
|----------|---------------------------|---------|
| Sept. 16 | †Memphis State, Memphis | 34 29 |
| Sept. 23 | †South Carolina, Columbia | 21 0 |
| Sept. 30 | Southern Miss., Oxford | 13 9 |
| Oct. 7 | Auburn, Jackson | 13 19 |
| Oct. 14 | Georgia, Jackson | 13 14 |
| Oct. 21 | Florida, Oxford (HC) | 0 16 |
| Oct. 28 | Vanderbilt, Nashville | 31 7 |
| Nov. 4 | †LSU, Baton Rouge | 16 17 |
| Nov. 18 | Tennessee, Knoxville | 0 17 |
| Nov. 25 | Mississippi State, Oxford | 51 14 |
| | TOTAL POINTS | 192 142 |

COACH: Billy R. Kinard
 CO-CAPTAINS: Don Leathers, OT; Reggie Dill, DE
 †Night Game

1973 — Won 6, Lost 5

| | OM | Opp |
|----------|----------------------------|---------|
| Sept. 8 | †Villanova, Jackson | 24 6 |
| Sept. 15 | Missouri, Columbia | 0 17 |
| Sept. 22 | Memphis State, Jackson | 13 17 |
| Sept. 29 | Southern Miss., Oxford | 41 0 |
| Oct. 6 | Auburn, Auburn | 7 14 |
| Oct. 13 | Georgia, Athens | 0 20 |
| Oct. 20 | Florida, Gainesville | 13 10 |
| Oct. 27 | Vanderbilt, Oxford (HC) | 24 14 |
| Nov. 3 | †LSU, Jackson | 14 51 |
| Nov. 17 | †Tennessee, Jackson | 28 18 |
| Nov. 24 | Mississippi State, Jackson | 38 10 |
| | TOTAL POINTS | 202 177 |

COACHES: Billy R. Kinard; John H. Vaught
 CO-CAPTAINS: Norris Weese, QB; Jim Stuart, MLB
 †Night Game †TV Game

1974 — Won 3, Lost 8

| | OM | Opp |
|----------|-----------------------------|---------|
| Sept. 14 | †Missouri, Jackson | 10 0 |
| Sept. 21 | †Memphis State, Memphis | 7 15 |
| Sept. 28 | Southern Miss., Oxford | 20 14 |
| Oct. 5 | †Alabama, Jackson | 21 35 |
| Oct. 12 | Georgia, Athens | 0 49 |
| Oct. 19 | South Carolina, Oxford (HC) | 7 10 |
| Oct. 26 | Vanderbilt, Nashville | 14 24 |
| Nov. 2 | †LSU, Baton Rouge | 0 24 |
| Nov. 16 | Tennessee, Memphis | 17 29 |
| Nov. 23 | Mississippi State, Jackson | 13 31 |
| Nov. 30 | Tulane, New Orleans | 26 10 |
| | TOTAL POINTS | 135 241 |

COACH: Ken Cooper
 TRI-CAPTAINS: Dick Lawrence, OT; Stump Russell, LB;
 Kenny King, LB
 †Night Game †TV Game

1975 — Won 6, Lost 5

| | OM | Opp |
|----------|----------------------------|---------|
| Sept. 6 | †Baylor, Waco | 10 20 |
| Sept. 13 | Texas A&M, College Station | 0 7 |
| Sept. 20 | †Tulane, New Orleans | 3 14 |
| Sept. 27 | Southern Miss., Oxford | 24 8 |
| Oct. 4 | Alabama, Birmingham | 6 32 |
| Oct. 11 | Georgia, Oxford (HC) | 28 13 |
| Oct. 18 | South Carolina, Jackson | 29 35 |
| Oct. 25 | Vanderbilt, Oxford | 17 7 |
| Nov. 1 | †LSU, Jackson | 17 13 |
| Nov. 15 | Tennessee, Memphis | 23 6 |
| Nov. 22 | Mississippi State, Jackson | 13 7 |
| | TOTAL POINTS | 170 162 |

COACH: Ken Cooper
 TRI-CAPTAINS: Paul Hofer, FB; Ben Williams, MG;
 Kenny King, LB
 †Night Game †TV Game

1976 — Won 6, Lost 5

| | OM | Opp |
|----------|------------------------------|---------|
| Sept. 4 | †Memphis State, Memphis | 16 21 |
| Sept. 11 | †Alabama, Jackson | 10 7 |
| Sept. 18 | Tulane, Oxford | 34 7 |
| Sept. 25 | †Southern Miss., Hattiesburg | 28 0 |
| Oct. 2 | Auburn, Jackson | 0 10 |
| Oct. 9 | Georgia, Oxford (HC) | 21 17 |
| Oct. 16 | †South Carolina, Columbia | 7 10 |
| Oct. 23 | Vanderbilt, Nashville | 20 3 |
| Oct. 30 | †LSU, Baton Rouge | 0 45 |
| Nov. 13 | Tennessee, Knoxville | 6 32 |
| Nov. 20 | †Mississippi State, Jackson | 11 28 |
| | TOTAL POINTS | 153 180 |

COACH: Ken Cooper
 TRI-CAPTAINS: Wade Griffin, TE;
 George Stuart, LB; Reggie Pace, C
 #Won by forfeit
 †Night Game

1977 — Won 6, Lost 5

| | OM | Opp |
|----------|-----------------------------|---------|
| Sept. 3 | †Memphis State, Jackson | 7 3 |
| Sept. 10 | †Alabama, Birmingham | 13 34 |
| Sept. 17 | Notre Dame, Jackson | 20 13 |
| Sept. 24 | Southern Miss., Oxford | 19 27 |
| Oct. 1 | †Auburn, Auburn | 15 21 |
| Oct. 8 | Georgia, Athens | 13 14 |
| Oct. 15 | South Carolina, Oxford | 17 10 |
| Oct. 22 | Vanderbilt, Oxford (HC) | 26 14 |
| Oct. 29 | †LSU, Jackson | 21 28 |
| Nov. 12 | Tennessee, Memphis | 43 14 |
| Nov. 19 | †Mississippi State, Jackson | 14 18 |
| | TOTAL POINTS | 208 196 |

COACH: Ken Cooper
 TRI-CAPTAINS: George Plasketes, DE; Randy White, OG;
 Bob Lewis, C

#Won by forfeit

†Night Game †TV Game

1978 — Won 5, Lost 6

| | OM | Opp |
|----------|----------------------------|---------|
| Sept. 9 | †Memphis State, Jackson | 14 7 |
| Sept. 23 | Missouri, Columbia | 14 45 |
| Sept. 30 | †Southern Miss., Jackson | 16 13 |
| Oct. 7 | Georgia, Athens | 3 42 |
| Oct. 14 | Kentucky, Oxford (HC) | 17 24 |
| Oct. 21 | South Carolina, Columbia | 17 18 |
| Oct. 28 | Vanderbilt, Nashville | 35 10 |
| Nov. 4 | †LSU, Baton Rouge | 8 30 |
| Nov. 11 | Tulane, Oxford | 13 3 |
| Nov. 18 | Tennessee, Knoxville | 17 41 |
| Nov. 25 | Mississippi State, Jackson | 27 7 |
| | TOTAL POINTS | 181 240 |

COACH: Steve Sloan
 TRI-CAPTAINS: Curtis Weathers, SE;
 Lawrence Johnson, DT; Bobby Garner, QB
 †Night Game †TV Game

1979 — Won 4, Lost 7

| | OM | Opp |
|----------|----------------------------|---------|
| Sept. 15 | †Memphis State, Memphis | 38 34 |
| Sept. 22 | †Missouri, Jackson | 7 33 |
| Sept. 29 | †Southern Miss., Jackson | 8 38 |
| Oct. 6 | Georgia, Oxford | 21 24 |
| Oct. 13 | †Kentucky, Lexington | 3 14 |
| Oct. 20 | †South Carolina, Columbia | 14 21 |
| Oct. 27 | Vanderbilt, Oxford (HC) | 63 28 |
| Nov. 3 | LSU, Jackson | 24 28 |
| Nov. 10 | †Tulane, New Orleans | 15 49 |
| Nov. 17 | Tennessee, Jackson | 44 20 |
| Nov. 24 | Mississippi State, Jackson | 14 9 |
| | TOTAL POINTS | 251 298 |

COACH: Steve Sloan
 TRI-CAPTAINS: Eddy Householder, LB; John Peel, DE;
 Leon Perry, FB
 †Night Game †TV Game

1980 — Won 3, Lost 8

| | OM | Opp |
|----------|----------------------------|---------|
| Sept. 6 | †Texas A&M, Jackson | 20 23 |
| Sept. 13 | Memphis State, Oxford | 61 7 |
| Sept. 20 | Alabama, Jackson | 35 59 |
| Sept. 27 | Tulane, Oxford | 24 26 |
| Oct. 4 | South Carolina, Jackson | 22 28 |
| Oct. 11 | Georgia, Athens | 21 28 |
| Oct. 18 | Florida, Oxford (HC) | 3 15 |
| Oct. 25 | Vanderbilt, Nashville | 27 14 |
| Nov. 1 | †LSU, Baton Rouge | 16 38 |
| Nov. 15 | Tennessee, Memphis | 20 9 |
| Nov. 22 | Mississippi State, Jackson | 14 19 |
| | TOTAL POINTS | 263 266 |

COACH: Steve Sloan
 CAPTAINS: Ken Toler, SE; Chuck Commiskey, OG;
 Joel Steward, DB; Chris Cottam, OT
 †Night Game †TV Game

1981 — Won 4, Lost 6, Tied 1

| | OM | Opp |
|------------------------------------|-----|-----|
| Sept. 5 Tulane, New Orleans | 19 | 18 |
| Sept. 12 †South Carolina, Columbia | 20 | 13 |
| Sept. 19 †Memphis State, Memphis | 7 | 3 |
| Sept. 26 †Arkansas, Jackson | 13 | 27 |
| Oct. 3 Alabama, Tuscaloosa | 7 | 38 |
| Oct. 10 Georgia, Oxford | 7 | 37 |
| Oct. 17 Florida, Gainesville | 3 | 49 |
| Oct. 24 Vanderbilt, Oxford (HC) | 23 | 27 |
| Oct. 31 LSU, Jackson | 27 | 27 |
| Nov. 14 Tennessee, Knoxville | 20 | 28 |
| Nov. 21 Mississippi State, Jackson | 21 | 17 |
| TOTAL POINTS | 167 | 284 |

COACH: Steve Sloan
 CAPTAIN: John Fourcade, QB
 CO-CAPTAINS: Quentin McDonald, DT; Malvin Gipson, TB
 †Night Game

1982 — Won 4, Lost 7

| | OM | Opp |
|--------------------------------------|-----|-----|
| Sept. 4 Memphis State, Oxford | 27 | 10 |
| Sept. 11 †Southern Miss., Oxford | 28 | 19 |
| Sept. 18 †Alabama, Jackson | 14 | 42 |
| Sept. 25 †Arkansas, Little Rock | 12 | 14 |
| Oct. 9 Georgia, Athens | 10 | 33 |
| Oct. 16 Texas Christian, Oxford (HC) | 27 | 9 |
| Oct. 23 †Vanderbilt, Nashville | 10 | 19 |
| Oct. 30 †LSU, Baton Rouge | 8 | 45 |
| Nov. 6 †Tulane, Jackson | 45 | 14 |
| Nov. 13 Tennessee, Jackson | 17 | 30 |
| Nov. 20 Mississippi State, Jackson | 10 | 27 |
| TOTAL POINTS | 208 | 262 |

COACH: Steve Sloan
 CAPTAINS: Nakita Williams, LB; James Otis, LB;
 Keith Fourcade, LB; Michael Harmon, SE;
 Steve Herring, C
 †Night Game †TV Game

1983 — Won 7, Lost 5

| | OM | Opp |
|------------------------------------|-----|-----|
| Sept. 3 †Memphis State, Memphis | 17 | 37 |
| Sept. 10 #Tulane, New Orleans | 23 | 27 |
| Sept. 17 Alabama, Tuscaloosa | 0 | 40 |
| Sept. 24 †Arkansas, Jackson | 13 | 10 |
| Oct. 1 Southern Miss., Oxford | 7 | 27 |
| Oct. 8 Georgia, Oxford | 11 | 36 |
| Oct. 15 Texas Christian, Ft. Worth | 20 | 7 |
| Oct. 22 Vanderbilt, Oxford (HC) | 21 | 14 |
| Oct. 29 LSU, Jackson | 27 | 24 |
| Nov. 12 †Tennessee, Knoxville | 13 | 10 |
| Nov. 19 Mississippi State, Jackson | 24 | 23 |
| INDEPENDENCE BOWL, Shreveport | | |
| Dec. 10 †Air Force | 3 | 9 |
| TOTAL POINTS | 176 | 255 |

COACH: Billy Brewer
 CAPTAINS: Kelly Powell, QB; Buford McGee, TB;
 John Allen, RG
 Andre Townsend, DT; Dwayne Nesmith, LB

#Won by forfeit
 †Night Game †TV Game

1984 — Won 4, Lost 6, Tied 1

| | OM | Opp |
|-------------------------------------|-----|-----|
| Sept. 8 Memphis State, Oxford | 22 | 6 |
| Sept. 15 †Arkansas, Little Rock | 14 | 14 |
| Sept. 22 Louisiana Tech, Oxford | 14 | 8 |
| Sept. 29 Tulane, Oxford (HC) | 19 | 14 |
| Oct. 6 †Auburn, Oxford | 13 | 17 |
| Oct. 13 †Georgia, Athens | 12 | 18 |
| Oct. 20 Southern Miss., Jackson | 10 | 13 |
| Oct. 27 Vanderbilt, Nashville | 20 | 37 |
| Nov. 3 †LSU, Baton Rouge | 29 | 32 |
| Nov. 17 Tennessee, Jackson | 17 | 41 |
| Nov. 24 †Mississippi State, Jackson | 24 | 3 |
| TOTAL POINTS | 194 | 203 |

COACH: Billy Brewer
 CAPTAINS: Timmy Moffett, SE; Jamie Holder, FL;
 Freddie Joe Nunn, DE; Bob Blakemore, DT
 †Night Game †TV Game

1985 — Won 4, Lost 6, Tied 1

| | OM | Opp |
|------------------------------------|-----|-----|
| Sept. 7 †Memphis State, Memphis | 17 | 17 |
| Sept. 14 †Arkansas, Jackson | 19 | 24 |
| Sept. 21 Arkansas State, Oxford | 18 | 16 |
| Sept. 28 †Tulane, New Orleans | 27 | 10 |
| Oct. 5 †Auburn, Auburn | 0 | 41 |
| Oct. 12 †Georgia, Jackson | 21 | 49 |
| Oct. 26 Vanderbilt, Oxford (HC) | 35 | 7 |
| Nov. 2 †LSU, Jackson | 0 | 14 |
| Nov. 9 †Notre Dame, South Bend | 14 | 37 |
| Nov. 16 †Tennessee, Knoxville | 14 | 34 |
| Nov. 23 Mississippi State, Jackson | 45 | 27 |
| TOTAL POINTS | 210 | 276 |

COACH: Billy Brewer
 CAPTAINS: Jamie Holder, FL; Nathan Wonsley, TB;
 Jay Webb, DE; Michael Portis, NG;
 Tony Rayburn, OL
 †Night Game †TV Game

1986 — Won 8, Lost 3, Tied 1

| | OM | Opp |
|-------------------------------------|-----|-----|
| Sept. 6 †Memphis State, Jackson | 28 | 6 |
| Sept. 13 †Arkansas, Little Rock | 0 | 21 |
| Sept. 20 Arkansas State, Oxford | 10 | 10 |
| Sept. 27 †Tulane, Oxford | 35 | 10 |
| Oct. 4 †Georgia, Athens | 10 | 14 |
| Oct. 11 Kentucky, Jackson | 33 | 13 |
| Oct. 18 SW Louisiana, Oxford (HC) | 21 | 20 |
| Oct. 25 Vanderbilt, Nashville | 28 | 12 |
| Nov. 1 †LSU, Baton Rouge | 21 | 19 |
| Nov. 15 †Tennessee, Jackson | 10 | 22 |
| Nov. 22 †Mississippi State, Jackson | 24 | 3 |
| INDEPENDENCE BOWL, Shreveport | | |
| Dec. 20 †Texas Tech | 20 | 17 |
| TOTAL POINTS | 220 | 150 |

COACH: Billy Brewer
 CO-CAPTAINS: Jeff Noblin, FS; Mike Fitzsimmons, DT
 †Night Game †TV Game

1987 — Won 3, Lost 8

| | OM | Opp |
|------------------------------------|-----|-----|
| Sept. 5 †Memphis State, Memphis | 10 | 16 |
| Sept. 12 †Arkansas, Jackson | 10 | 31 |
| Sept. 19 Arkansas State, Oxford | 47 | 10 |
| Sept. 26 †Tulane, New Orleans | 24 | 31 |
| Oct. 3 Georgia, Oxford | 14 | 31 |
| Oct. 10 †Kentucky, Lexington | 6 | 35 |
| Oct. 17 SW Louisiana, Oxford | 24 | 14 |
| Oct. 24 Vanderbilt, Oxford (HC) | 42 | 14 |
| Oct. 31 †LSU, Jackson | 13 | 42 |
| Nov. 14 Tennessee, Knoxville | 13 | 55 |
| Nov. 21 Mississippi State, Jackson | 20 | 30 |
| TOTAL POINTS | 223 | 309 |

COACH: Billy Brewer
 CO-CAPTAINS: Jeff Herrod, LB; Todd Irvin, OT
 †Night Game

1988 — Won 5, Lost 6

| | OM | Opp |
|------------------------------------|-----|-----|
| Sept. 3 †Memphis State, Jackson | 24 | 6 |
| Sept. 10 †Florida, Jackson | 15 | 27 |
| Sept. 17 †Arkansas, Little Rock | 13 | 21 |
| Oct. 1 Georgia, Athens | 12 | 36 |
| Oct. 8 †Alabama, Tuscaloosa | 22 | 12 |
| Oct. 15 Arkansas State, Oxford | 25 | 22 |
| Oct. 22 Vanderbilt, Nashville | 36 | 28 |
| Oct. 29 †LSU, Baton Rouge | 20 | 31 |
| Nov. 5 Tulane, Oxford (HC) | 9 | 14 |
| Nov. 12 Tennessee, Oxford | 12 | 20 |
| Nov. 26 Mississippi State, Jackson | 33 | 6 |
| TOTAL POINTS | 221 | 223 |

COACH: Billy Brewer
 TRI-CAPTAINS: Bryan Owen, K; Wesley Walls, TE;
 Stevon Moore, CB
 †Night Game †TV Game

1989 — Won 8, Lost 4

| | OM | Opp |
|------------------------------------|-----|-----|
| Sept. 2 †Memphis State, Memphis | 20 | 13 |
| Sept. 9 †Florida, Gainesville | 24 | 19 |
| Sept. 16 Arkansas State, Oxford | 34 | 31 |
| Sept. 23 †Arkansas, Jackson | 17 | 24 |
| Oct. 7 Alabama, Jackson | 27 | 62 |
| Oct. 14 †Georgia, Oxford | 17 | 13 |
| Oct. 21 †Tulane, New Orleans | 32 | 28 |
| Oct. 28 Vanderbilt, Oxford (HC) | 24 | 16 |
| Nov. 4 LSU, Oxford | 30 | 35 |
| Nov. 18 Tennessee, Knoxville | 21 | 33 |
| Nov. 25 Mississippi State, Jackson | 21 | 11 |
| LIBERTY BOWL, Memphis | | |
| Dec. 28 †Air Force | 42 | 29 |
| TOTAL POINTS | 267 | 285 |

COACH: Billy Brewer
 CAPTAINS: Tony Bennett, OLB; Tim Brown, OL;
 Pat Coleman, WR; John Darnell, QB
 †Night Game †TV Game

1990 — Won 9, Lost 3

| | OM | Opp |
|-------------------------------------|-----|-----|
| Sept. 8 †Memphis State, Oxford | 23 | 21 |
| Sept. 15 Auburn, Jackson | 10 | 24 |
| Sept. 22 †Arkansas, Little Rock | 21 | 17 |
| Sept. 29 Tulane, Oxford | 31 | 21 |
| Oct. 6 †Kentucky, Oxford | 35 | 29 |
| Oct. 13 †Georgia, Athens | 28 | 12 |
| Oct. 20 Arkansas State, Oxford (HC) | 42 | 13 |
| Oct. 27 Vanderbilt, Nashville | 14 | 13 |
| Nov. 3 †LSU, Baton Rouge | 19 | 10 |
| Nov. 17 †Tennessee, Memphis | 13 | 22 |
| Nov. 24 Mississippi State, Jackson | 21 | 9 |
| GATOR BOWL, Jacksonville | | |
| 1-1-91 †Michigan | 3 | 35 |
| TOTAL POINTS | 257 | 191 |

COACH: Billy Brewer
 CAPTAINS: Shawn Cobb, ILB; Chris Mitchell, SS;
 Kelvin Pritchett, DT; Dawson Pruettt, C
 †Night Game †TV Game

1991 — Won 5, Lost 6

| | OM | Opp |
|--|-----|-----|
| Aug. 31 †Tulane, New Orleans | 22 | 3 |
| Sept. 7 †Memphis State, Memphis | 10 | 0 |
| Sept. 14 †Auburn, Auburn | 13 | 23 |
| Sept. 21 †Ohio University, Oxford | 38 | 14 |
| Sept. 28 †Arkansas, Jackson | 24 | 17 |
| Oct. 5 †Kentucky, Lexington | 35 | 14 |
| Oct. 12 †Georgia, Oxford | 17 | 37 |
| Oct. 26 Vanderbilt, Oxford (HC) | 27 | 30 |
| Nov. 2 LSU, Jackson | 22 | 25 |
| Nov. 16 †Tennessee, Knoxville | 25 | 36 |
| Nov. 23 †Mississippi State, Starkville | 9 | 24 |
| TOTAL POINTS | 242 | 223 |

COACH: Billy Brewer
 CAPTAINS: Darron Billings, RB; Jeff Carter, FS;
 Cliff Dew, C; Phillip Kent, OLB
 †Night Game †TV Game
 §First August Date

1992 — Won 9, Lost 3

| | OM | Opp |
|------------------------------------|-----|-----|
| Sept. 5 †Auburn, Oxford | 45 | 21 |
| Sept. 12 †Tulane, Oxford | 35 | 9 |
| Sept. 19 †Vanderbilt, Nashville | 9 | 31 |
| Sept. 26 †Georgia, Athens | 11 | 37 |
| Oct. 3 †Kentucky, Oxford | 24 | 14 |
| Oct. 17 †Arkansas, Little Rock | 17 | 3 |
| Oct. 24 †Alabama, Tuscaloosa | 10 | 31 |
| Oct. 31 †LSU, Jackson | 32 | 0 |
| Nov. 7 Memphis State, Oxford (HC) | 17 | 12 |
| Nov. 14 Louisiana Tech, Oxford | 13 | 6 |
| Nov. 28 †Mississippi State, Oxford | 17 | 10 |
| LIBERTY BOWL, Memphis | | |
| Dec. 31 †Air Force | 13 | 0 |
| TOTAL POINTS | 230 | 174 |

COACH: Billy Brewer
 CAPTAINS: Chad Brown, DT; Everett Lindsay, OT;
 Cory Philpot, TB; Lynn Ross, LB,
 Russ Shows, QB
 †Night Game †TV Game

1993 — Won 6, Lost 5

| | OM | Opp |
|--|-----|-----|
| Sept. 2 †Auburn, Auburn | 12 | 16 |
| Sept. 11 †UT-Chattanooga, Oxford | 40 | 7 |
| Sept. 18 †Vanderbilt, Oxford | 49 | 7 |
| Sept. 25 †Georgia, Oxford | 31 | 14 |
| Oct. 2 †Kentucky, Lexington | 0 | 21 |
| Oct. 16 †Arkansas, Jackson | 19 | 0 |
| Oct. 23 #†Alabama, Oxford | 14 | 19 |
| Oct. 30 †LSU, Baton Rouge | 17 | 19 |
| Nov. 6 Memphis State, Memphis | 3 | 19 |
| Nov. 13 Northern Illinois, Oxford (HC) | 44 | 0 |
| Nov. 27 Mississippi State, Starkville | 13 | 20 |
| TOTAL POINTS | 242 | 142 |

COACH: Billy Brewer
 CAPTAINS: Gary Abide, LB; Clint Conlee, OT;
 Johnny Dixon, SS; Dewayne Dotson, LB
 #Won by forfeit
 †Night Game †TV Game

1994 — Won 4, Lost 7

| | OM | Opp |
|-------------------------------------|-----|-----|
| Sept. 3 †Auburn, Oxford | 17 | 22 |
| Sept. 10 †Southern Illinois, Oxford | 59 | 3 |
| Sept. 17 †Vanderbilt, Nashville | 20 | 14 |
| Sept. 24 Georgia, Athens | 14 | 17 |
| Oct. 1 †Florida, Oxford | 14 | 38 |
| Oct. 15 Arkansas, Fayetteville | 7 | 31 |
| Oct. 22 †Alabama, Tuscaloosa | 10 | 21 |
| Oct. 29 LSU, Oxford (HC) | 34 | 21 |
| Nov. 5 Memphis, Oxford | 16 | 17 |
| Nov. 12 †Tulane, New Orleans | 38 | 0 |
| Nov. 26 Mississippi State, Oxford | 17 | 21 |
| TOTAL POINTS | 246 | 205 |

INTERIM COACH: Joe Lee Dunn
 CAPTAINS: Alundis Brice, CB; Jerry Graeber, FS;
 Abdul Jackson, LB; Jeff Miller, OT;
 Josh Nelson, QB
 †Night Game †TV Game

1995 — Won 6, Lost 5

| | OM | Opp |
|---------------------------------------|-----|-----|
| Sept. 2 †Auburn, Auburn | 13 | 46 |
| Sept. 9 †Indiana State, Oxford | 56 | 10 |
| Sept. 23 †Georgia, Oxford | 18 | 10 |
| Sept. 30 Florida, Gainesville | 10 | 28 |
| Oct. 7 Tulane, Oxford | 20 | 17 |
| Oct. 14 Arkansas, Memphis | 6 | 13 |
| Oct. 21 Alabama, Oxford | 9 | 23 |
| Oct. 28 Vanderbilt, Oxford (HC) | 21 | 10 |
| Nov. 4 Memphis, Memphis | 34 | 3 |
| Nov. 11 †LSU, Baton Rouge | 9 | 38 |
| Nov. 25 Mississippi State, Starkville | 13 | 10 |
| TOTAL POINTS | 209 | 208 |

COACH: Tommy Tuberville
 CAPTAINS: Renard Brown, DE; Dou Innocent, RB;
 David Knott, DB; Darrell Moncus, C;
 David Vinson, C; Trey Wicker, DE
 †Night Game

1996 — Won 5, Lost 6

| | OM | Opp |
|------------------------------------|-----|-----|
| Aug. 31 †Idaho State, Oxford | 38 | 14 |
| Sept. 7 †VMI, Jackson | 31 | 7 |
| Sept. 14 †Auburn, Oxford | 28 | 45 |
| Sept. 21 †Vanderbilt, Nashville | 20 | 9 |
| Oct. 3 †Tennessee, Memphis | 3 | 41 |
| Oct. 19 †Alabama, Tuscaloosa | 0 | 37 |
| Oct. 26 †Arkansas State, Oxford | 38 | 21 |
| Nov. 9 Arkansas, Fayetteville | 7 | 13 |
| Nov. 16 LSU, Oxford (HC) | 7 | 39 |
| Nov. 23 †Georgia, Athens | 31 | 27 |
| Nov. 30 †Mississippi State, Oxford | 0 | 17 |
| TOTAL POINTS | 203 | 270 |

COACH: Tommy Tuberville
 CAPTAINS: Lawrence Adams, HB; Kris Mangum, TE;
 Derek Jones, CB; Kyle Wicker, DE
 †Night Game †TV Game

HISTORY & RECORDS

1997 — Won 8, Lost 4

| | OM | Opp |
|--------------|--------------------------------|---------|
| Aug. 30 | †Central Florida, Oxford (ot) | 24 23 |
| Sept. 6 | †SMU, Oxford | 23 15 |
| Sept. 13 | †Auburn, Auburn | 9 19 |
| Sept. 27 | †Vanderbilt, Oxford (HC) | 15 3 |
| Oct. 4 | †Tennessee, Knoxville | 17 31 |
| Oct. 18 | †LSU, Baton Rouge | 36 21 |
| Oct. 25 | †Alabama, Oxford | 20 29 |
| Nov. 6 | ††Arkansas, Oxford | 19 9 |
| Nov. 15 | †Tulane, New Orleans | 41 24 |
| Nov. 22 | Georgia, Oxford | 14 21 |
| Nov. 29 | †Mississippi State, Starkville | 15 14 |
| Dec. 26 | ††Marshall | 34 31 |
| TOTAL POINTS | | 233 209 |

COACH: Tommy Tuberville
 CAPTAINS: John Avery, RB; Walker Jones, LB;
 Stewart Patridge, QB; Nate Wayne, LB

†Night Game †TV Game

1998 — Won 7, Lost 5

| | OM | Opp |
|--------------|-----------------------------|---------|
| Sept. 5 | †Memphis, Oxford | 30 10 |
| Sept. 12 | †Auburn, Oxford | 0 17 |
| Sept. 19 | †Vanderbilt, Nashville | 30 6 |
| Sept. 26 | SMU, Dallas (ot) | 48 41 |
| Oct. 3 | South Carolina, Oxford | 30 28 |
| Oct. 10 | Alabama, Tuscaloosa (ot) | 17 20 |
| Oct. 24 | Arkansas State, Oxford (HC) | 30 17 |
| Oct. 31 | LSU, Oxford (ot) | 37 31 |
| Nov. 7 | †Arkansas, Fayetteville | 0 34 |
| Nov. 21 | Georgia, Athens | 17 24 |
| Nov. 26 | †Mississippi State, Oxford | 6 28 |
| Dec. 31 | ††Texas Tech | 35 18 |
| TOTAL POINTS | | 245 256 |

COACHES: Tommy Tuberville; David Cutcliffe
 CO-CAPTAINS: Matt Luke, C; Gary Thigpen, CB

†Night Game †TV Game

1999 — Won 8, Lost 4

| | OM | Opp |
|--------------|--------------------------------|---------|
| Sept. 4 | †Memphis, Memphis | 3 0 |
| Sept. 11 | †Arkansas State, Oxford | 38 14 |
| Sept. 18 | †Vanderbilt, Oxford (ot) | 34 37 |
| Sept. 25 | †Auburn, Auburn (ot) | 24 17 |
| Oct. 2 | †South Carolina, Columbia | 36 10 |
| Oct. 9 | Tulane, Oxford (HC) | 20 13 |
| Oct. 16 | †Alabama, Oxford | 24 30 |
| Oct. 30 | †LSU, Baton Rouge | 42 23 |
| Nov. 6 | †Arkansas, Oxford | 38 16 |
| Nov. 20 | †Georgia, Oxford | 17 20 |
| Nov. 25 | †Mississippi State, Starkville | 20 23 |
| Dec. 31 | ††Oklahoma | 27 25 |
| TOTAL POINTS | | 296 203 |

COACH: David Cutcliffe
 CAPTAINS: Kendrick Clancy, DT; Cory Peterson, WR;
 Armeigis Spearman, LB; Tim Strickland, CB;
 Todd Wade, OL

†Night Game †TV Game

2000 — Won 7, Lost 5

| | OM | Opp |
|--------------|----------------------------|---------|
| Sept. 2 | †Tulane, Oxford | 49 20 |
| Sept. 9 | ††Auburn, Oxford | 27 35 |
| Sept. 16 | †Vanderbilt, Nashville | 12 7 |
| Sept. 30 | †Kentucky, Oxford | 35 17 |
| Oct. 7 | Arkansas State, Oxford | 35 10 |
| Oct. 14 | †Alabama, Tuscaloosa | 7 45 |
| Oct. 28 | UNLV, Oxford (HC) (ot) | 43 40 |
| Nov. 4 | Arkansas, Fayetteville | 38 24 |
| Nov. 11 | †LSU, Oxford | 9 20 |
| Nov. 18 | †Georgia, Athens | 14 32 |
| Nov. 23 | †Mississippi State, Oxford | 45 30 |
| Dec. 28 | †West Virginia | 38 49 |
| TOTAL POINTS | | 314 280 |

COACH: David Cutcliffe
 CAPTAINS: Derrick Burgess, DE; Shane Elam, DE;
 Deuce McAllister, RB; Romaro Miller, QB

†Night Game †TV Game

2001 — Won 7, Lost 4

| | OM | Opp |
|--------------|--------------------------------|---------|
| Sept. 1 | †Murray State, Oxford | 49 14 |
| Sept. 8 | †Auburn, Auburn | 21 27 |
| Sept. 29 | Kentucky, Lexington | 42 31 |
| Oct. 6 | †Arkansas State, Jonesboro | 35 17 |
| Oct. 13 | †Alabama, Oxford | 27 24 |
| Oct. 20 | Middle Tennessee, Oxford (HC) | 45 17 |
| Oct. 27 | †LSU, Baton Rouge | 35 24 |
| Nov. 3 | ††Arkansas, Oxford (7ot) | 56 58 |
| Nov. 17 | †Georgia, Oxford | 15 35 |
| Nov. 22 | †Mississippi State, Starkville | 28 36 |
| Dec. 1 | †Vanderbilt, Oxford | 38 27 |
| TOTAL POINTS | | 391 310 |

COACH: David Cutcliffe
 CAPTAINS: Terrence Metcalf, OT; Syniker Taylor, CB;
 Anthony Sims, DE; Charles Stackhouse, RB;
 Kevin Thomas, LB

†Night Game †TV Game

2002 — Won 7, Lost 6

| | OM | Opp |
|--------------|-----------------------------|---------|
| Aug. 31 | †ULM, Oxford | 31 3 |
| Sept. 7 | †Memphis, Oxford | 38 16 |
| Sept. 14 | ††Texas Tech, Lubbock | 28 42 |
| Sept. 21 | †Vanderbilt, Oxford | 45 38 |
| Oct. 5 | †Florida, Oxford | 17 14 |
| Oct. 12 | Arkansas State, Oxford (HC) | 52 17 |
| Oct. 19 | †Alabama, Tuscaloosa | 7 42 |
| Oct. 26 | Arkansas, Fayetteville | 28 48 |
| Nov. 2 | †Auburn, Oxford | 24 31 |
| Nov. 9 | †Georgia, Athens | 17 31 |
| Nov. 23 | †LSU, Baton Rouge | 13 14 |
| Nov. 28 | †Mississippi State, Oxford | 24 12 |
| Dec. 27 | †Nebraska | 27 23 |
| TOTAL POINTS | | 351 331 |

COACH: David Cutcliffe
 CAPTAINS: Lanier Goethie, LB; Ben Claxton, C;
 Doug Zeigler, TE; Eddie Strong, LB

†Night Game †TV Game

2003 — Won 10, Lost 3

SEC West Co-Champions

| | OM | Opp |
|--------------|--------------------------------|---------|
| Aug. 30 | †Vanderbilt, Nashville | 24 21 |
| Sept. 6 | †Memphis, Memphis | 34 44 |
| Sept. 13 | †ULM, Oxford | 59 14 |
| Sept. 27 | †Texas Tech, Oxford | 45 49 |
| Oct. 4 | †Florida, Gainesville | 20 17 |
| Oct. 11 | Arkansas State, Oxford (HC) | 55 0 |
| Oct. 18 | †Alabama, Oxford | 43 28 |
| Oct. 25 | ††Arkansas, Oxford | 19 7 |
| Nov. 1 | †South Carolina, Oxford | 43 40 |
| Nov. 8 | †Auburn, Auburn | 24 20 |
| Nov. 22 | †LSU, Oxford | 14 17 |
| Nov. 27 | †Mississippi State, Starkville | 31 0 |
| Jan. 2 | †Oklahoma State | 31 28 |
| TOTAL POINTS | | 442 285 |

COACH: David Cutcliffe
 CAPTAINS: Charlie Anderson, DE; Chris Collins, WR;
 Eli Manning, QB; Jesse Mitchell, DE

†Night Game †TV Game

2004 — Won 4, Lost 7

| | OM | Opp |
|--------------|-----------------------------|---------|
| Sept. 4 | †Memphis, Oxford | 13 20 |
| Sept. 11 | ††Alabama, Tuscaloosa | 7 28 |
| Sept. 18 | †Vanderbilt, Oxford (ot) | 26 23 |
| Sept. 25 | Wyoming, Laramie | 32 37 |
| Oct. 2 | Arkansas State, Oxford (HC) | 28 21 |
| Oct. 9 | South Carolina, Columbia | 31 28 |
| Oct. 16 | †Tennessee, Oxford | 17 21 |
| Oct. 30 | ††Auburn, Oxford | 14 35 |
| Nov. 13 | †Arkansas, Fayetteville | 3 35 |
| Nov. 20 | LSU, Baton Rouge | 24 27 |
| Nov. 27 | Mississippi State, Oxford | 20 3 |
| TOTAL POINTS | | 215 278 |

COACH: David Cutcliffe
 CAPTAINS: Doug Buckles, OL; Kerry Johnson, WR;
 Marcus Johnson, OL; Eric Oliver, DB;
 Rob Robertson, LB

†Night Game †TV Game

2005 — Won 3, Lost 8

| | OM | Opp |
|--------------|-------------------------------|---------|
| Sept. 5 | †Memphis, Memphis | 10 6 |
| Sept. 17 | †Vanderbilt, Nashville | 23 31 |
| Sept. 24 | †Wyoming, Oxford | 14 24 |
| Oct. 1 | †Tennessee, Knoxville | 10 27 |
| Oct. 8 | The Citadel, Oxford (HC) | 27 7 |
| Oct. 15 | †Alabama, Oxford | 10 13 |
| Oct. 22 | Kentucky, Oxford | 13 7 |
| Oct. 29 | †Auburn, Auburn | 3 27 |
| Nov. 12 | Arkansas, Oxford | 17 28 |
| Nov. 19 | †LSU, Oxford | 7 40 |
| Nov. 26 | Mississippi State, Starkville | 14 35 |
| TOTAL POINTS | | 148 245 |

COACH: Ed Orgeron
 CAPTAINS: Michael Bozeman, NT; Tre' Stallings, OL

†Night Game †TV Game

2006 — Won 4, Lost 8

| | OM | Opp |
|--------------|----------------------------|---------|
| Sept. 3 | †Memphis, Oxford | 28 25 |
| Sept. 9 | †Missouri, Columbia | 7 34 |
| Sept. 16 | †Kentucky, Lexington | 14 31 |
| Sept. 23 | †Wake Forest, Oxford | 3 27 |
| Sept. 30 | †Georgia, Oxford | 9 14 |
| Oct. 7 | Vanderbilt, Oxford (HC) | 17 10 |
| Oct. 14 | †Alabama, Tuscaloosa (ot) | 23 26 |
| Oct. 21 | †Arkansas, Fayetteville | 3 38 |
| Oct. 28 | †Auburn, Oxford | 17 23 |
| Nov. 4 | Northwestern State, Oxford | 27 7 |
| Nov. 18 | †LSU, Baton Rouge (ot) | 20 23 |
| Nov. 25 | Mississippi State, Oxford | 20 17 |
| TOTAL POINTS | | 188 275 |

COACH: Ed Orgeron
 CAPTAINS: Patrick Willis, LB; Andrew Wicker, OL

†Night Game †TV Game

2007 — Won 3, Lost 9

| | OM | Opp |
|--------------|--------------------------------|---------|
| Sept. 1 | †Memphis, Memphis | 23 21 |
| Sept. 8 | Missouri, Oxford | 25 38 |
| Sept. 15 | †Vanderbilt, Nashville | 17 31 |
| Sept. 22 | †Florida, Oxford | 24 30 |
| Sept. 29 | Georgia, Athens | 17 45 |
| Oct. 6 | Louisiana Tech, Oxford (HC) | 24 0 |
| Oct. 13 | †Alabama, Oxford | 24 27 |
| Oct. 20 | Arkansas, Oxford | 8 44 |
| Oct. 27 | Auburn, Auburn | 3 17 |
| Nov. 3 | Northwestern State, Oxford | 38 31 |
| Nov. 17 | †LSU, Oxford | 24 41 |
| Nov. 23 | †Mississippi State, Starkville | 14 17 |
| TOTAL POINTS | | 241 342 |

COACH: Ed Orgeron
 CAPTAINS: Game Captains

†Night Game †TV Game

2008 — Won 9, Lost 4

| | OM | Opp |
|--------------|-----------------------------|---------|
| Aug. 30 | †Memphis, Oxford | 41 24 |
| Sept. 6 | †Wake Forest, Winston-Salem | 28 30 |
| Sept. 13 | †Samford, Oxford | 34 10 |
| Sept. 20 | †Vanderbilt, Oxford | 17 23 |
| Sept. 27 | †Florida, Gainesville | 31 30 |
| Oct. 4 | South Carolina, Oxford (HC) | 24 31 |
| Oct. 18 | †Alabama, Tuscaloosa | 20 24 |
| Oct. 25 | †Arkansas, Fayetteville | 23 21 |
| Nov. 1 | †Auburn, Oxford | 17 7 |
| Nov. 15 | ULM, Oxford | 59 0 |
| Nov. 22 | †LSU, Baton Rouge | 31 13 |
| Nov. 28 | †Mississippi State, Oxford | 45 0 |
| Jan. 2 | †Texas Tech | 47 34 |
| TOTAL POINTS | | 417 247 |

COACH: Houston Nutt
 CAPTAINS: Jason Cook, FB; Peria Jerry, DT;
 Michael Oher, OT; Jamarca Sanford, S

†Night Game †TV Game

NOTE: The overall record for each season includes bowl victories. However, the total points for each year through 2001 includes only regular-season contests. For the years the Rebels played in a bowl game prior to 2002, the points are not included because the NCAA did not count bowl game statistics.

† See page 219-220 for a complete list of all-time television appearances.

2009 — Won 9, Lost 4

| | OM | Opp |
|--------------|--------------------------------|---------|
| Sept. 6 | †Memphis, Memphis | 45 14 |
| Sept. 19 | †Southeastern La., Oxford | 52 6 |
| Sept. 24 | †South Carolina, Columbia | 10 16 |
| Oct. 3 | †Vanderbilt, Nashville | 23 7 |
| Oct. 10 | †Alabama, Oxford | 3 22 |
| Oct. 17 | ††UAB, Oxford (HC) | 48 13 |
| Oct. 24 | †Arkansas, Oxford | 30 17 |
| Oct. 31 | †Auburn, Auburn | 20 33 |
| Nov. 7 | ††Northern Arizona, Oxford | 38 14 |
| Nov. 14 | †Tennessee, Oxford | 42 17 |
| Nov. 21 | †LSU, Oxford | 25 23 |
| Nov. 28 | †Mississippi State, Starkville | 27 41 |
| Jan. 2 | †Oklahoma State | 21 7 |
| TOTAL POINTS | | 384 230 |

COACH: Houston Nutt
 CAPTAINS: Daverin Gerald, C; Marshay Green, CB;
 John Jerry, OT; Kendrick Lewis, FS;
 Dexter McCluster, RB-WR; Marcus Tillman, DE;
 Patrick Trahan, LB

†Night Game †TV Game

2010 — Won 0, Lost 8

| | OM | Opp |
|--------------|-----------------------------------|---------|
| Sept. 4 | †Jacksonville State, Oxford (2ot) | 48 49 |
| Sept. 11 | ††Tulane, New Orleans | 27 13 |
| Sept. 18 | †Vanderbilt, Oxford | 14 28 |
| Sept. 25 | ††Fresno State, Oxford | 55 38 |
| Oct. 2 | ††Kentucky, Oxford | 42 35 |
| Oct. 16 | †Alabama, Tuscaloosa | 10 23 |
| Oct. 23 | †Arkansas, Fayetteville | 24 38 |
| Oct. 30 | †Auburn, Oxford | 31 51 |
| Nov. 6 | ††La.-Lafayette, Oxford (HC) | 43 21 |
| Nov. 13 | †Tennessee, Knoxville | 14 52 |
| Nov. 20 | †LSU, Baton Rouge | 36 43 |
| Nov. 27 | †Mississippi State, Oxford | 23 31 |
| TOTAL POINTS | | 367 422 |

COACH: Houston Nutt
 CAPTAINS: Lionel Breaux, WR; Johnny Brown, S;
 Jonathan Cornell, LB; Kentrell Lockett, DE;
 Jerrell Powe, DT

†Night Game †TV Game

#Game vacated due to NCAA ruling (Original record: 4-8 overall)

2011 — Won 0, Lost 10

| | OM | Opp |
|--------------|--------------------------------|---------|
| Sept. 3 | †BYU, Oxford | 13 14 |
| Sept. 10 | ††Southern Illinois, Oxford | 42 24 |
| Sept. 17 | †Vanderbilt, Nashville | 7 30 |
| Sept. 24 | †Georgia, Oxford | 13 27 |
| Oct. 1 | ††Fresno State, Fresno | 38 28 |
| Oct. 15 | †Alabama, Oxford | 7 52 |
| Oct. 22 | †Arkansas, Oxford | 24 29 |
| Oct. 29 | ††Auburn, Auburn | 23 41 |
| Nov. 5 | †Kentucky, Lexington | 13 30 |
| Nov. 12 | †Louisiana Tech, Oxford (HC) | 7 27 |
| Nov. 19 | †LSU, Oxford | 3 52 |
| Nov. 26 | †Mississippi State, Starkville | 3 31 |
| TOTAL POINTS | | 193 385 |

COACH: Houston Nutt
 CAPTAINS: Brandon Bolden, RB; Wayne Dorsey, DE;
 Derrick Herman, WR; Kentrell Lockett, DE;
 Bradley Sowell, OT; Marcus Temple, CB

†Night Game †TV Game

#Game vacated due to NCAA ruling (Original record: 2-10 overall)

2012 — Won 0, Lost 6

| | OM | Opp |
|--------------|-----------------------------|---------|
| Sept. 1 | ††Central Arkansas, Oxford | 49 27 |
| Sept. 8 | ††UTEP, Oxford | 28 10 |
| Sept. 15 | ††Texas, Oxford | 31 66 |
| Sept. 22 | ††Tulane, New Orleans | 39 0 |
| Sept. 29 | †Alabama, Tuscaloosa | 14 33 |
| Oct. 6 | ††Texas A&M, Oxford | 27 30 |
| Oct. 13 | ††Auburn, Oxford (HC) | 41 20 |
| Oct. 27 | ††Arkansas, Little Rock | 30 27 |
| Nov. 3 | †Georgia, Athens | 10 37 |
| Nov. 10 | †Vanderbilt, Oxford | 26 27 |
| Nov. 17 | †LSU, Baton Rouge | 35 41 |
| Nov. 24 | ††Mississippi State, Oxford | 41 24 |
| Jan. 5 | ††Pittsburgh | 38 17 |
| TOTAL POINTS | | 409 359 |

COACH: Hugh Freeze
 CAPTAINS: Game Captains

†Night Game †TV Game

#Game vacated due to NCAA ruling (Original record: 7-6 overall)

2013 — Won 1, Lost 5

| | OM | Opp |
|---|-----|-----|
| Aug. 29 #†Vanderbilt, Nashville | 39 | 35 |
| Sept. 7 #†Southeast Missouri, Oxford | 31 | 13 |
| Sept. 14 #†Texas, Austin | 44 | 23 |
| Sept. 28 †Alabama, Tuscaloosa | 0 | 25 |
| Oct. 5 †Auburn, Auburn | 22 | 30 |
| Oct. 12 †Texas A&M, Oxford | 38 | 41 |
| Oct. 19 #†LSU, Oxford | 27 | 24 |
| Oct. 26 #†Idaho, Oxford (HC) | 59 | 14 |
| Nov. 9 #†Arkansas, Oxford | 34 | 24 |
| Nov. 16 #†Troy, Oxford | 51 | 21 |
| Nov. 23 †Missouri, Oxford | 10 | 24 |
| Nov. 28 †Mississippi St., Starkville (ot) | 10 | 17 |
| MUSIC CITY BOWL, Nashville | | |
| Dec. 30 †Georgia Tech | 25 | 17 |
| TOTAL POINTS | 390 | 308 |

COACH: Hugh Freeze
 CAPTAINS: Game Captains
 †Night Game †TV Game
 #Game vacated due to NCAA ruling
 (Original record: 8-5 overall)

2014 — Won 1, Lost 4

| | OM | Opp |
|--------------------------------------|-----|-----|
| Aug. 28 #†Boise State, Atlanta | 35 | 13 |
| Sept. 6 #†Vanderbilt, Nashville | 41 | 3 |
| Sept. 13 #†Louisiana, Oxford | 56 | 15 |
| Sept. 27 #†Memphis, Oxford | 24 | 3 |
| Oct. 4 #†Alabama, Oxford | 23 | 17 |
| Oct. 11 #†Texas A&M, College Station | 35 | 20 |
| Oct. 18 #†Tennessee, Oxford (HC) | 34 | 3 |
| Oct. 25 †LSU, Baton Rouge | 7 | 10 |
| Nov. 1 †Auburn, Oxford | 31 | 35 |
| Nov. 8 †Presbyterian, Oxford | 48 | 0 |
| Nov. 22 †Arkansas, Fayetteville | 0 | 30 |
| Nov. 29 #†Mississippi St., Oxford | 31 | 17 |
| PEACH BOWL, Atlanta | | |
| Dec. 31 †TCU | 3 | 42 |
| TOTAL POINTS | 368 | 208 |

COACH: Hugh Freeze
 CAPTAINS: Game Captains
 †Night Game †TV Game
 #Game vacated due to NCAA ruling
 (Original record: 9-4 overall)

2015 — Won 10, Lost 3

| | OM | Opp |
|--|-----|-----|
| Sept. 5 †UT Martin, Oxford | 76 | 3 |
| Sept. 12 †Fresno State, Oxford | 73 | 21 |
| Sept. 19 †Alabama, Tuscaloosa | 43 | 37 |
| Sept. 26 †Vanderbilt, Oxford | 27 | 16 |
| Oct. 3 †Florida, Gainesville | 10 | 38 |
| Oct. 10 †New Mexico State, Oxford (HC) | 52 | 3 |
| Oct. 17 †Memphis, Memphis | 24 | 37 |
| Oct. 24 †Texas A&M, Oxford | 23 | 3 |
| Oct. 31 †Auburn, Auburn | 27 | 19 |
| Nov. 7 †Arkansas, Oxford (ot) | 52 | 53 |
| Nov. 21 †LSU, Oxford | 38 | 17 |
| Nov. 28 †Mississippi St., Starkville | 38 | 27 |
| SUGAR BOWL, New Orleans | | |
| Jan. 1 †Oklahoma State | 48 | 20 |
| TOTAL POINTS | 531 | 294 |

COACH: Hugh Freeze
 CAPTAINS: Justin Bell, OL; Evan Ingram, TE; Mike Hilton, DB; C.J. Johnson, LB
 †Night Game †TV Game

2016 — Won 0, Lost 7

| | OM | Opp |
|--------------------------------------|-----|-----|
| Sept. 5 †Florida State, Orlando | 34 | 45 |
| Sept. 10 #†Wofford, Oxford | 38 | 13 |
| Sept. 17 †Alabama, Oxford | 43 | 48 |
| Sept. 24 #†Georgia, Oxford | 45 | 14 |
| Oct. 1 #†Memphis, Oxford (HC) | 48 | 28 |
| Oct. 15 †Arkansas, Fayetteville | 30 | 34 |
| Oct. 22 †LSU, Baton Rouge | 21 | 38 |
| Oct. 29 †Auburn, Oxford | 29 | 40 |
| Nov. 5 #†Georgia Southern, Oxford | 37 | 27 |
| Nov. 12 #†Texas A&M, College Station | 29 | 28 |
| Nov. 19 †Vanderbilt, Nashville | 17 | 38 |
| Nov. 26 †Mississippi St., Oxford | 20 | 55 |
| TOTAL POINTS | 391 | 408 |

COACH: Hugh Freeze
 CAPTAINS: Game Captains
 †Night Game †TV Game
 #Game vacated due to NCAA ruling
 (Original record: 5-7 overall)

2017 — Won 6, Lost 6

| | OM | Opp |
|--------------------------------------|-----|-----|
| Sept. 2 †South Alabama, Oxford | 47 | 27 |
| Sept. 9 †UT Martin, Oxford | 45 | 23 |
| Sept. 16 †Cal, Berkeley | 16 | 27 |
| Sept. 30 †Alabama, Tuscaloosa | 3 | 66 |
| Oct. 7 †Auburn, Auburn | 23 | 44 |
| Oct. 14 †Vanderbilt, Oxford (HC) | 57 | 35 |
| Oct. 21 †LSU, Oxford | 24 | 40 |
| Oct. 28 †Arkansas, Oxford | 37 | 38 |
| Nov. 4 †Kentucky, Lexington | 37 | 34 |
| Nov. 11 †Louisiana, Oxford | 50 | 22 |
| Nov. 18 †Texas A&M, Oxford | 24 | 31 |
| Nov. 23 †Mississippi St., Starkville | 31 | 28 |
| TOTAL POINTS | 391 | 408 |

COACH: Matt Luke
 CAPTAINS: Game Captains
 †Night Game †TV Game

2018 — Won 5, Lost 7

| | OM | Opp |
|-------------------------------------|-----|-----|
| Sept. 1 †Texas Tech, Houston | 47 | 27 |
| Sept. 8 †Southern Illinois, Oxford | 76 | 41 |
| Sept. 15 †Alabama, Oxford | 7 | 62 |
| Sept. 22 †Kent State, Oxford | 38 | 17 |
| Sept. 29 †LSU, Baton Rouge | 16 | 45 |
| Oct. 6 †ULM, Oxford (HC) | 23 | 44 |
| Oct. 13 †Arkansas, Little Rock | 37 | 33 |
| Oct. 20 †Auburn, Oxford | 16 | 31 |
| Nov. 3 †South Carolina, Oxford | 44 | 48 |
| Nov. 10 †Texas A&M, College Station | 24 | 38 |
| Nov. 17 †Vanderbilt, Nashville (ot) | 29 | 36 |
| Nov. 22 †Mississippi St., Oxford | 3 | 35 |
| TOTAL POINTS | 407 | 434 |

COACH: Matt Luke
 CAPTAINS: Game Captains
 †Night Game †TV Game

2019 — Won 4, Lost 8

| | OM | Opp |
|--|-----|-----|
| Aug. 31 †Memphis, Memphis | 10 | 15 |
| Sept. 7 †Arkansas, Oxford | 31 | 17 |
| Sept. 14 †Southeastern Louisiana, Oxford | 40 | 29 |
| Sept. 21 †Cal, Oxford | 20 | 28 |
| Sept. 28 †Alabama, Tuscaloosa | 31 | 59 |
| Oct. 5 †Vanderbilt, Oxford (HC) | 31 | 6 |
| Oct. 12 †Missouri, Columbia | 27 | 38 |
| Oct. 19 †Texas A&M, Oxford | 17 | 24 |
| Nov. 2 †Auburn, Auburn | 14 | 20 |
| Nov. 9 †New Mexico State, Oxford | 41 | 3 |
| Nov. 16 †LSU, Oxford | 37 | 58 |
| Nov. 28 †Mississippi St., Starkville | 20 | 21 |
| TOTAL POINTS | 319 | 318 |

COACH: Matt Luke
 CAPTAINS: Game Captains
 †Night Game †TV Game

2020 — Won 5, Lost 5

| | OM | Opp |
|----------------------------------|-----|-----|
| Sept. 26 †Florida, Oxford | 35 | 51 |
| Oct. 3 †Kentucky, Lexington (ot) | 42 | 41 |
| Oct. 10 †Alabama, Oxford | 48 | 63 |
| Oct. 17 †Arkansas, Fayetteville | 21 | 33 |
| Oct. 24 †Auburn, Oxford (HC) | 28 | 35 |
| Oct. 31 †Vanderbilt, Nashville | 54 | 21 |
| Nov. 14 †South Carolina, Oxford | 59 | 42 |
| Nov. 28 †Mississippi St., Oxford | 31 | 24 |
| Dec. 19 †LSU, Baton Rouge | 48 | 53 |
| OUTBACK BOWL, Tampa | | |
| Jan. 2 †Indiana | 26 | 20 |
| TOTAL POINTS | 392 | 383 |

COACH: Lane Kiffin
 CAPTAINS: Game Captains
 †Night Game †TV Game

2021 — Won 10, Lost 3

| | OM | Opp |
|--------------------------------------|-----|-----|
| Sept. 6 †Louisville, Atlanta | 43 | 24 |
| Sept. 11 †Austin Peay, Oxford | 54 | 17 |
| Sept. 18 †Tulane, Oxford | 61 | 21 |
| Oct. 2 †Alabama, Tuscaloosa | 21 | 42 |
| Oct. 9 †Arkansas, Oxford (HC) | 52 | 51 |
| Oct. 16 †Tennessee, Knoxville | 31 | 26 |
| Oct. 23 †LSU, Oxford | 31 | 17 |
| Oct. 30 †Auburn, Auburn | 20 | 31 |
| Nov. 6 †Liberty, Oxford | 27 | 14 |
| Nov. 13 †Texas A&M, Oxford | 29 | 19 |
| Nov. 20 †Vanderbilt, Oxford | 31 | 17 |
| Nov. 25 †Mississippi St., Starkville | 31 | 21 |
| SUGAR BOWL, New Orleans | | |
| Jan. 1 †Baylor | 7 | 21 |
| TOTAL POINTS | 438 | 321 |

COACH: Lane Kiffin
 CAPTAINS: Game Captains
 †Night Game †TV Game

2022 — Won 8, Lost 5

| | OM | Opp |
|-------------------------------------|-----|-----|
| Sept. 3 †Troy, Oxford | 28 | 10 |
| Sept. 10 †Central Arkansas, Oxford | 59 | 3 |
| Sept. 17 †Georgia Tech, Atlanta | 42 | 0 |
| Sept. 24 †Tulsa, Oxford | 35 | 27 |
| Oct. 1 †Kentucky, Oxford | 22 | 19 |
| Oct. 8 †Vanderbilt, Nashville | 52 | 28 |
| Oct. 15 †Auburn, Oxford | 48 | 34 |
| Oct. 22 †LSU, Baton Rouge | 20 | 45 |
| Oct. 29 †Texas A&M, College Station | 31 | 28 |
| Nov. 12 †Alabama, Oxford | 24 | 30 |
| Nov. 19 †Arkansas, Fayetteville | 27 | 42 |
| Nov. 24 †Mississippi St., Oxford | 22 | 24 |
| TEXAS BOWL, Houston | | |
| Dec. 28 †Texas Tech | 25 | 42 |
| TOTAL POINTS | 435 | 332 |

COACH: Lane Kiffin
 CAPTAINS: Game Captains
 †Night Game †TV Game

OVERTIME GAMES RECORD: 7-9

| | | |
|--|----|-----|
| 1997 — Won 1, Loss 0 | OM | Opp |
| Aug. 30 Central Florida, Oxford (ot) | 24 | 23 |
| 1998 — Won 2, Lost 1 | OM | Opp |
| Sept. 26 SMU, Dallas (ot) | 48 | 41 |
| Oct. 10 Alabama, Tuscaloosa (ot) | 17 | 20 |
| Oct. 31 LSU, Oxford (ot) | 37 | 31 |
| 1999 — Won 1, Lost 1 | OM | Opp |
| Sept. 18 Vanderbilt, Oxford (ot) | 34 | 37 |
| Sept. 25 Auburn, Auburn (ot) | 24 | 17 |
| 2000 — Won 1, Lost 0 | OM | Opp |
| Oct. 28 UNLV, Oxford (ot) | 43 | 40 |
| 2001 — Won 0, Lost 1 | OM | Opp |
| Nov. 3 Arkansas, Oxford (7 ot) | 56 | 58 |
| 2004 — Won 1, Lost 0 | OM | Opp |
| Sept. 18 Vanderbilt, Oxford (ot) | 26 | 23 |
| 2006 — Won 0, Lost 2 | OM | Opp |
| Oct. 14 Alabama, Tuscaloosa (ot) | 23 | 26 |
| Nov. 18 LSU, Baton Rouge (ot) | 20 | 23 |
| 2010 — Won 0, Lost 1 | OM | Opp |
| Sept. 4 Jacksonville St., Oxford (2 ot) | 48 | 49 |
| 2013 — Won 0, Lost 1 | OM | Opp |
| Nov. 28 Mississippi State, Starkville (ot) | 10 | 17 |
| 2015 — Won 0, Lost 1 | OM | Opp |
| Nov. 7 Arkansas, Oxford (ot) | 52 | 53 |
| 2018 — Won 0, Lost 1 | OM | Opp |
| Nov. 17 Vanderbilt, Nashville (ot) | 29 | 36 |
| 2020 — Won 1, Lost 0 | OM | Opp |
| Oct. 3 Kentucky, Lexington (ot) | 42 | 41 |

REBEL STREAKS

Longest Winning Streak: 13; streak began with win over North Texas State, 33-0 (10-1-55) through Vanderbilt, 16-0 (10-13-56); streak ended with loss to Tulane 10-3 (10-20-56)

Longest Losing Streak: 7, twice; recent streak began with loss to Alabama, 52-7 (10-15-11) through Mississippi State, 31-3 (11-26-11); former streak began with loss to Alabama, 35-21 (10-5-74) through Mississippi State, 31-13 (11-23-74)

Longest Home Winning Streak: 21; streak began with win over LSU, 28-0 (11-1-52) through Chattanooga, 58-0 (11-7-59)

Most Consecutive Wins Over an Opponent in a Series: 17; Memphis, 1921-1962; streak ended with a tie to Memphis, 0-0 (9-21-63)

Most Consecutive Winning Seasons: 13 (1951-1963)

Most Consecutive Non-Losing Seasons: 24 (1950-1973)

Most Consecutive Shutouts: 6 (1910-11, 1933)

Most Consecutive Seasons Playing in a Bowl Game: 15 (1957-1971)

Most Consecutive Bowl Victories: 6 (2002-2013)

NATIONALLY RANKED GAMES

| Date | Opponent (OM/Opp) | OM | Opp |
|------------|-------------------------------|----|-----|
| 11-9-1936 | at Marquette (NR/8) | 0 | 33 |
| 12-5-1936 | Tennessee -1 (NR/17) | 0 | 0 |
| 11-13-1937 | Arkansas -1 (NR/20) | 6 | 32 |
| 12-3-1938 | Tennessee -1 (NR/4) | 0 | 47 |
| 10-21-1939 | St. Louis (17/NR) | 42 | 0 |
| 10-28-1939 | at Tulane (14/9) | 6 | 14 |
| 11-11-1939 | at Miss. Teachers (19/NR) | 27 | 7 |
| 10-19-1940 | Duquesne (13/NR) | 14 | 6 |
| 10-26-1940 | Arkansas -1 (14/NR) | 20 | 21 |
| 11-16-1940 | W. Tenn. Teachers (17/NR) | 38 | 7 |
| 11-23-1940 | at Mississippi State (11/16) | 0 | 19 |
| 10-25-1941 | at Tulane (NR/10) | 20 | 13 |
| 11-1-1941 | at Marquette (17/NR) | 12 | 6 |
| 11-8-1941 | at LSU (16/NR) | 13 | 12 |
| 11-22-1941 | Arkansas -1 (15/NR) | 18 | 0 |
| 11-29-1941 | Mississippi State (14/NR) | 0 | 6 |
| 11-14-1942 | Tennessee -1 (NR/11) | 0 | 14 |
| 10-21-1944 | Tulsa -1 (NR/13) | 0 | 47 |
| 11-3-1945 | at LSU (NR/17) | 13 | 32 |
| 11-24-1945 | at Mississippi St. (NR/20) | 7 | 6 |
| 11-9-1946 | Tennessee -1 (NR/7) | 14 | 18 |
| 11-23-1946 | Mississippi State (NR/18) | 0 | 20 |
| 10-11-1947 | at Vanderbilt (18/NR) | 6 | 10 |
| 11-1-1947 | at LSU (NR/17) | 20 | 18 |
| 11-29-1947 | at Mississippi State (15/NR) | 33 | 14 |
| 1-1-1948 | vs. TCU -2 (15/NR) | 13 | 9 |
| 11-13-1948 | Tennessee -1 (NR/18) | 16 | 13 |
| 10-29-1949 | at LSU (NR/17) | 7 | 34 |
| 9-30-1950 | at Kentucky (NR/13) | 0 | 27 |
| 10-14-1950 | at Vanderbilt (NR/19) | 14 | 20 |
| 11-18-1950 | at Tennessee (NR/9) | 0 | 35 |
| 9-29-1951 | Kentucky (NR/6) | 21 | 17 |
| 11-17-1951 | Tennessee (NR/2) | 21 | 46 |
| 10-4-1952 | Auburn -1 (18/NR) | 20 | 7 |
| 11-8-1952 | at Houston (14/NR) | 6 | 0 |
| 11-15-1952 | Maryland (11/3) | 21 | 14 |
| 11-29-1952 | Mississippi State (6/NR) | 20 | 14 |
| 1-1-1953 | vs. Georgia Tech -3 (7/2) | 7 | 24 |
| 10-3-1953 | at Auburn (15/NR) | 0 | 13 |
| 10-31-1953 | at LSU (18/NR) | 27 | 16 |
| 11-7-1953 | North Texas (12/NR) | 40 | 7 |
| 11-14-1953 | at Maryland (11/2) | 0 | 38 |
| 9-17-1954 | North Texas -1 (10/NR) | 35 | 12 |
| 9-25-1954 | Kentucky -1 (9/NR) | 28 | 9 |
| 10-2-1954 | at Villanova (8/NR) | 52 | 0 |
| 10-9-1954 | at Vanderbilt (7/NR) | 22 | 7 |
| 10-16-1954 | Tulane (7/NR) | 34 | 7 |
| 10-23-1954 | at Arkansas -4 (5/7) | 0 | 6 |
| 10-30-1954 | at LSU (12/NR) | 21 | 6 |
| 11-6-1954 | at Memphis State (9/NR) | 51 | 0 |
| 11-13-1954 | at Houston (7/NR) | 26 | 0 |
| 9-17-1955 | Georgia -5 (15/NR) | 26 | 13 |
| 9-24-1955 | at Kentucky (8/NR) | 14 | 21 |
| 10-29-1955 | at LSU (20/NR) | 29 | 26 |
| 11-5-1955 | at Memphis State (15/NR) | 39 | 6 |
| 11-12-1955 | Houston -6 (14/NR) | 27 | 11 |
| 11-26-1955 | at Mississippi State (15/NR) | 26 | 0 |
| 1-2-1956 | vs. Texas Christian -7 (10/5) | 14 | 13 |
| 9-22-1956 | North Texas State (13/NR) | 45 | 0 |
| 9-29-1956 | Kentucky -1 (9/NR) | 37 | 7 |
| 10-6-1956 | Houston -6 (6/NR) | 14 | 0 |
| 10-13-1956 | Vanderbilt (7/13) | 16 | 0 |
| 10-20-1956 | Tulane -6 (6/19) | 3 | 10 |
| 10-27-1956 | Arkansas -4 (10/NR) | 0 | 14 |
| 11-17-1956 | at Tennessee (19/1) | 7 | 27 |
| 9-28-1957 | at Kentucky (19/NR) | 15 | 0 |
| 10-5-1957 | Hardin-Simmons (15/NR) | 34 | 7 |
| 10-12-1957 | at Vanderbilt (14/NR) | 28 | 0 |
| 10-18-1957 | at Tulane (11/NR) | 50 | 0 |
| 10-26-1957 | Arkansas -1 (6/NR) | 6 | 12 |
| 11-2-1957 | Houston -6 (14/NR) | 20 | 7 |
| 11-9-1957 | LSU (14/NR) | 14 | 12 |
| 11-16-1957 | Tennessee -1 (8/7) | 14 | 7 |
| 11-30-1957 | Mississippi State (7/13) | 7 | 7 |
| 1-1-1958 | vs. Texas -3 (7/11) | 39 | 7 |
| 9-20-1958 | at Memphis State (6/NR) | 17 | 0 |
| 9-27-1958 | Kentucky -1 (9/14) | 27 | 6 |

| Date | Opponent (OM/Opp) | OM | Opp |
|------------|-----------------------------|----|-----|
| 10-4-1958 | at Trinity (6/NR) | 21 | 0 |
| 10-11-1958 | at Tulane (7/NR) | 19 | 8 |
| 10-18-1958 | Hardin-Simmons (8/NR) | 24 | 0 |
| 10-25-1958 | Arkansas -4 (6/NR) | 14 | 12 |
| 11-1-1958 | at LSU (6/1) | 0 | 14 |
| 11-8-1958 | Houston (9/NR) | 56 | 7 |
| 11-15-1958 | at Tennessee (7/NR) | 16 | 18 |
| 11-29-1958 | Mississippi State (13/NR) | 21 | 0 |
| 12-27-1958 | vs. Florida -8 (11/14) | 7 | 3 |
| 9-19-1959 | at Houston (8/NR) | 16 | 0 |
| 9-26-1959 | at Kentucky (4/NR) | 16 | 0 |
| 10-3-1959 | Memphis State (3/NR) | 43 | 0 |
| 10-10-1959 | at Vanderbilt (5/NR) | 33 | 0 |
| 10-17-1959 | Tulane (5/NR) | 53 | 7 |
| 10-24-1959 | Arkansas -1 (4/10) | 28 | 0 |
| 10-31-1959 | at LSU (3/1) | 3 | 7 |
| 11-7-1959 | Chattanooga (5/NR) | 58 | 0 |
| 11-14-1959 | Tennessee -1 (5/9) | 37 | 7 |
| 11-26-1959 | at Mississippi State (2/NR) | 42 | 0 |
| 1-1-1960 | vs. LSU -3 (2/3) | 21 | 0 |
| 9-17-1960 | at Houston (2/NR) | 42 | 0 |
| 9-24-1960 | Kentucky -1 (1/NR) | 21 | 6 |
| 10-1-1960 | at Memphis State (1/NR) | 31 | 20 |
| 10-8-1960 | at Vanderbilt (2/NR) | 26 | 0 |
| 10-15-1960 | at Tulane (1/NR) | 26 | 13 |
| 10-22-1960 | Arkansas -4 (2/11) | 10 | 7 |
| 10-29-1960 | LSU (2/NR) | 6 | 6 |
| 11-5-1960 | Chattanooga (6/NR) | 45 | 0 |
| 11-12-1960 | at Tennessee (4/14) | 24 | 3 |
| 11-26-1960 | Mississippi State (3/NR) | 35 | 9 |
| 1-2-1961 | vs. Rice -3 (2/NR) | 14 | 6 |
| 9-23-1961 | Arkansas -6 (9/NR) | 16 | 0 |
| 9-30-1961 | at Kentucky (2/NR) | 20 | 6 |
| 10-7-1961 | Florida State (2/NR) | 33 | 0 |
| 10-14-1961 | Houston -1 (1/NR) | 47 | 7 |
| 10-21-1961 | Tulane -6 (2/NR) | 41 | 0 |
| 10-28-1961 | Vanderbilt (2/NR) | 47 | 0 |
| 11-4-1961 | at LSU (2/10) | 7 | 10 |
| 11-11-1961 | Chattanooga (7/NR) | 54 | 0 |
| 11-18-1961 | Tennessee -1 (6/NR) | 24 | 10 |
| 12-2-1961 | at Mississippi State (5/NR) | 37 | 7 |
| 1-1-1962 | vs. Texas (5/3) -7 | 7 | 12 |
| 9-22-1962 | Memphis State (6/NR) | 21 | 7 |
| 9-29-1962 | Kentucky (7/NR) | 14 | 0 |
| 10-6-1962 | at Houston (7/NR) | 40 | 7 |
| 10-20-1962 | Tulane (5/NR) | 21 | 0 |
| 10-27-1962 | Vanderbilt (7/NR) | 35 | 0 |
| 11-3-1962 | at LSU (6/4) | 15 | 7 |
| 11-10-1962 | Chattanooga (4/NR) | 52 | 7 |
| 11-17-1962 | at Tennessee (3/NR) | 19 | 6 |
| 12-1-1962 | Mississippi State (3/NR) | 13 | 6 |
| 1-1-1963 | vs. Arkansas -3 (3/6) | 17 | 13 |
| 9-21-1963 | at Memphis State (2/NR) | 0 | 0 |
| 10-5-1963 | at Houston (10/NR) | 20 | 6 |
| 10-19-1963 | at Tulane (5/NR) | 21 | 0 |
| 10-26-1963 | Vanderbilt (5/NR) | 27 | 7 |
| 11-2-1963 | at LSU (3/NR) | 37 | 3 |
| 11-9-1963 | Tampa (3/NR) | 41 | 0 |
| 11-16-1963 | Tennessee -1 (3/NR) | 20 | 0 |
| 11-30-1963 | at Mississippi State (3/NR) | 10 | 10 |
| 1-1-1964 | vs. Alabama -3 (7/8) | 7 | 12 |
| 9-19-1964 | Memphis State (1/NR) | 30 | 0 |
| 9-26-1964 | Kentucky -6 (1/NR) | 21 | 27 |
| 10-31-1964 | at LSU (NR/9) | 10 | 11 |
| 9-25-1965 | at Kentucky (NR/10) | 7 | 16 |
| 10-9-1965 | Florida (NR/10) | 0 | 17 |
| 10-30-1965 | LSU -6 (NR/5) | 23 | 0 |
| 11-13-1965 | Tennessee -1 (NR/8) | 14 | 13 |
| 10-1-1966 | Alabama -6 (NR/3) | 7 | 17 |
| 11-12-1966 | at Tennessee (NR/10) | 14 | 7 |
| 10-7-1967 | Alabama -9 (NR/9) | 7 | 21 |
| 10-14-1967 | Georgia -6 (NR/3) | 29 | 20 |
| 10-28-1967 | Houston (NR/9) | 14 | 13 |
| 10-5-1968 | Alabama -6 (NR/11) | 10 | 8 |
| 10-12-1968 | at Georgia (13/17) | 7 | 21 |
| 10-19-1968 | Southern Miss (16/NR) | 21 | 13 |
| 10-26-1968 | Houston -6 (17/NR) | 7 | 20 |

| Date | Opponent (OM/Opp) | OM | Opp |
|------------|------------------------------|----|-----|
| 11-2-1968 | at LSU (NR/12) | 27 | 24 |
| 11-16-1968 | at Tennessee (NR/11) | 0 | 31 |
| 9-20-1969 | Memphis State (9/NR) | 28 | 3 |
| 9-27-1969 | at Kentucky (8/NR) | 9 | 10 |
| 10-4-1969 | Alabama -9 (20/15) | 32 | 33 |
| 10-11-1969 | Georgia -6 (NR/6) | 25 | 17 |
| 10-18-1969 | Southern Miss (19/NR) | 69 | 7 |
| 10-25-1969 | at Houston (17/NR) | 11 | 25 |
| 11-1-1969 | LSU -6 (NR/6) | 26 | 23 |
| 11-8-1969 | Chattanooga (17/NR) | 21 | 0 |
| 11-15-1969 | Tennessee -6 (18/3) | 38 | 0 |
| 11-27-1969 | at Mississippi State (14/NR) | 48 | 22 |
| 1-1-1970 | vs. Arkansas -3 (13/3) | 27 | 22 |
| 9-19-1970 | at Memphis State (5/NR) | 47 | 13 |
| 9-26-1970 | Kentucky -6 (5/NR) | 20 | 17 |
| 10-3-1970 | Alabama -6 (7/17) | 48 | 23 |
| 10-10-1970 | at Georgia (5/NR) | 31 | 21 |
| 10-17-1970 | Southern Miss (4/NR) | 14 | 30 |
| 10-24-1970 | at Vanderbilt (13/NR) | 26 | 16 |
| 11-7-1970 | Houston (13/17) | 24 | 13 |
| 11-14-1970 | Chattanooga (12/NR) | 21 | 0 |
| 11-26-1970 | Mississippi State (10/NR) | 14 | 19 |
| 12-5-1970 | at LSU (16/8) | 17 | 61 |
| 1-2-1971 | vs. Auburn -8 (NR/10) | 28 | 35 |
| 10-2-1971 | Alabama -9 (NR/7) | 6 | 40 |
| 10-9-1971 | Georgia -6 (NR/10) | 7 | 38 |
| 10-30-1971 | LSU -6 (NR/11) | 24 | 22 |
| 11-25-1971 | at Mississippi State (15/NR) | 48 | 0 |
| 12-30-1971 | at Georgia Tech -10 (17/NR) | 41 | 18 |
| 9-16-1972 | at Memphis State (19/NR) | 34 | 29 |
| 9-23-1972 | at South Carolina (20/NR) | 21 | 0 |
| 9-30-1972 | Southern Miss (17/NR) | 13 | 9 |
| 10-7-1972 | Auburn -6 (18/17) | 13 | 19 |
| 11-4-1972 | at LSU (NR/6) | 16 | 17 |
| 11-18-1972 | at Tennessee (NR/13) | 0 | 17 |
| 11-3-1973 | LSU -6 (NR/7) | 14 | 51 |
| 11-17-1973 | Tennessee -6 (NR/16) | 28 | 18 |
| 9-14-1974 | Missouri -6 (NR/18) | 10 | 0 |
| 10-5-1974 | Alabama -6 (NR/3) | 21 | 35 |
| 9-13-1975 | at Texas A&M (NR/8) | 0 | 7 |
| 10-4-1975 | Alabama -9 (NR/9) | 6 | 32 |
| 9-11-1976 | Alabama -6 (NR/6) | 10 | 7 |
| 9-18-1976 | Tulane (20/NR) | 34 | 7 |
| 9-25-1976 | at Southern Miss (17/NR) | 28 | 0 |
| 10-2-1976 | Auburn -6 (16/NR) | 0 | 10 |
| 10-9-1976 | Georgia (NR/4) | 21 | 17 |
| 10-16-1976 | at South Carolina (16/NR) | 7 | 10 |
| 9-10-1977 | Alabama -9 (NR/6) | 13 | 34 |
| 9-17-1977 | Notre Dame -6 (NR/3) | 20 | 13 |
| 9-23-1978 | at Missouri (NR/17) | 14 | 45 |
| 11-4-1978 | at LSU (NR/12) | 8 | 30 |
| 9-17-1979 | Missouri -6 (NR/9) | 7 | 33 |
| 11-17-1979 | Tennessee -6 (NR/18) | 44 | 20 |
| 9-20-1980 | Alabama -6 (NR/1) | 35 | 59 |
| 10-11-1980 | at Georgia (NR/6) | 21 | 28 |
| 11-22-1980 | Mississippi State -6 (NR/17) | 14 | 19 |
| 10-3-1981 | at Alabama (NR/11) | 13 | 27 |
| 10-10-1981 | Georgia (NR/11) | 7 | 37 |
| 9-18-1982 | Alabama -6 (NR/4) | 14 | 42 |
| 9-25-1982 | Arkansas -4 (NR/9) | 11 | 14 |
| 10-9-1982 | at Georgia (NR/5) | 10 | 33 |
| 10-30-1982 | at LSU (NR/13) | 8 | 45 |
| 9-17-1983 | at Alabama (NR/12) | 0 | 40 |
| 9-24-1983 | Arkansas -6 (NR/18) | 13 | 10 |
| 10-8-1983 | Georgia (NR/11) | 11 | 36 |
| 11-12-1983 | at Tennessee (NR/19) | 13 | 10 |
| 12-10-1983 | vs. Air Force -11 (NR/16) | 3 | 9 |
| 10-6-1984 | Auburn (NR/18) | 13 | 17 |
| 10-13-1984 | at Georgia (NR/15) | 12 | 18 |
| 11-3-1984 | at LSU (NR/15) | 20 | 32 |
| 9-14-1985 | Arkansas -6 (NR/14) | 19 | 24 |
| 0-5-1985 | at Auburn (NR/14) | 0 | 41 |
| 10-12-1985 | Georgia -6 (NR/18) | 21 | 49 |
| 11-2-1985 | LSU -6 (NR/16) | 0 | 14 |
| 11-16-1985 | at Tennessee (NR/18) | 14 | 34 |
| 9-13-1986 | Arkansas -4 (NR/18) | 0 | 21 |
| 11-1-1986 | at LSU (NR/11) | 21 | 19 |

NATIONALLY RANKED GAMES

| Date | Opponent (OM/Opp) | OM | Opp |
|------------------|-------------------------------|-----------|-----------|
| 11-15-1986 | Tennessee -6 (20/NR) | 10 | 22 |
| 9-12-1987 | Arkansas -6 (NR/13) | 10 | 31 |
| 10-3-1987 | Georgia (NR/20) | 14 | 31 |
| 10-31-1987 | LSU -6 (NR/5) | 13 | 42 |
| 11-14-1987 | at Tennessee (NR/15) | 13 | 55 |
| 10-1-1988 | at Georgia (NR/15) | 12 | 36 |
| 10-8-1988 | at Alabama (NR/12) | 22 | 12 |
| 10-29-1988 | at LSU (NR/13) | 20 | 31 |
| 9-23-1989 | Arkansas -6 (NR/8) | 17 | 24 |
| 10-7-1989 | Alabama -6 (NR/13) | 27 | 62 |
| 11-18-1989 | at Tennessee (NR/9) | 21 | 33 |
| 9-22-1990 | Arkansas -4 (NR/13) | 21 | 17 |
| 10-13-1990 | at Georgia (24/NR) | 28 | 12 |
| 10-20-1990 | Arkansas State (18/NR) | 42 | 13 |
| 10-27-1990 | at Vanderbilt (17/NR) | 14 | 13 |
| 11-3-1990 | at LSU (17/NR) | 19 | 10 |
| 11-17-1990 | Tennessee -1 (15/14) | 13 | 22 |
| 11-24-1990 | Mississippi St. -6 (21/NR) | 21 | 9 |
| 1-1-1991 | vs. Michigan -8 (15/12) | 3 | 35 |
| 9-14-1991 | at Auburn (NR/15) | 13 | 23 |
| 10-12-1991 | Georgia (23/22) | 17 | 37 |
| 11-16-1991 | at Tennessee (NR/10) | 25 | 36 |
| 9-19-1992 | at Vanderbilt (24/NR) | 9 | 31 |
| 9-26-1992 | at Georgia (NR/18) | 11 | 37 |
| 10-24-1992 | at Alabama (NR/4) | 10 | 31 |
| 11-28-1992 | Mississippi State (24/16) | 17 | 10 |
| 12-31-1992 | vs. Air Force -12 (19/NR) | 13 | 0 |
| 10-2-1993 | at Kentucky (25/NR) | 0 | 21 |
| 10-23-1993 | Alabama (NR/4) | 14 | 19 |
| 10-1-1994 | Florida (NR/1) | 14 | 38 |
| 10-22-1994 | at Alabama (NR/5) | 10 | 21 |
| 11-26-1994 | Mississippi State (NR/18) | 17 | 21 |
| 9-23-1995 | Georgia (NR/18) | 18 | 10 |
| 9-14-1996 | Auburn (NR/15) | 28 | 45 |
| 10-3-1996 | Tennessee -1 (NR/9) | 3 | 41 |
| 10-19-1996 | at Alabama (NR/7) | 0 | 37 |
| 11-16-1996 | LSU (NR/17) | 7 | 39 |
| 9-13-1997 | at Auburn (NR/16) | 9 | 19 |
| 10-4-1997 | at Tennessee (NR/9) | 17 | 31 |
| 10-18-1997 | at LSU (NR/8) | 36 | 21 |
| 10-25-1997 | Alabama (25/NR) | 20 | 29 |
| 11-22-1997 | Georgia (NR/14) | 14 | 21 |
| 11-29-1997 | Mississippi State (NR/22) | 15 | 14 |
| 11-7-1998 | at Arkansas (NR/10) | 0 | 34 |
| 11-21-1998 | at Georgia (NR/14) | 14 | 24 |
| 11-26-1998 | Mississippi State (NR/24) | 6 | 28 |
| 10-9-1999 | Tulane (25/NR) | 20 | 13 |
| 10-16-1999 | Alabama (22/11) | 24 | 30 |
| 10-30-1999 | at LSU (25/NR) | 42 | 23 |
| 11-6-1999 | Arkansas (23/24) | 38 | 16 |
| 11-20-1999 | Georgia (16/21) | 17 | 20 |
| 11-25-1999 | at Mississippi State (23/18) | 20 | 23 |
| 9-2-2000 | Tulane (18/NR) | 49 | 20 |
| 9-9-2000 | Auburn (17/NR) | 27 | 35 |
| 10-14-2000 | at Alabama (25/NR) | 7 | 45 |
| 11-18-2000 | at Georgia (NR/21) | 14 | 32 |
| 11-23-2000 | Mississippi State (NR/23) | 45 | 30 |
| 11-17-2001 | Georgia (NR/23) | 15 | 35 |
| 10-5-2002 | Florida (NR/6) | 17 | 14 |
| 10-12-2002 | Arkansas State (25/NR) | 52 | 17 |
| 10-19-2002 | at Alabama (21/24) | 7 | 42 |
| 11-9-2002 | at Georgia (NR/7) | 17 | 31 |
| 11-23-2002 | at LSU (NR/21) | 13 | 14 |
| 10-4-2003 | at Florida (NR/24) | 20 | 17 |
| 10-25-2003 | Arkansas (NR/20) | 19 | 7 |
| 11-1-2003 | South Carolina (20/NR) | 43 | 40 |
| 11-8-2003 | at Auburn (20/NR) | 24 | 20 |
| 11-22-2003 | LSU (15/3) | 14 | 17 |
| 11-27-2003 | at Mississippi State (17/NR) | 31 | 0 |
| 1-2-2004 | vs. Oklahoma State -7 (16/21) | 31 | 28 |
| 10-9-2004 | at South Carolina (NR/25) | 31 | 28 |
| 10-30-2004 | Auburn (NR/3) | 14 | 35 |
| 11-20-2004 | at LSU(NR/14) | 24 | 27 |
| 10-1-2005 | at Tennessee (NR/9) | 10 | 27 |
| 10-15-2005 | Alabama (NR/6) | 10 | 13 |
| 10-29-2005 | at Auburn (NR/19) | 3 | 27 |
| 11-19-2005 | LSU (NR/4) | 7 | 40 |

| Date | Opponent (OM/Opp) | OM | Opp |
|-------------------|--------------------------------|-----------|-----------|
| 9-30-2006 | Georgia (NR/10) | 9 | 14 |
| 10-21-2006 | at Arkansas (NR/15) | 3 | 38 |
| 10-28-2006 | Auburn (NR/7) | 17 | 23 |
| 11-18-2006 | at LSU (NR/9) (ot) | 20 | 23 |
| 9-22-2007 | Florida (NR/3) | 24 | 30 |
| 9-29-2007 | at Georgia (NR/15) | 17 | 45 |
| 10-27-2007 | at Auburn (NR/23) | 3 | 17 |
| 11-17-2007 | LSU (NR/1) | 24 | 41 |
| 9-6-2008 | at Wake Forest (NR/20) | 28 | 30 |
| 9-27-2008 | at Florida (NR/4) | 31 | 30 |
| 10-18-2008 | at Alabama (NR/2) | 20 | 24 |
| 11-22-2008 | at LSU (NR/18) | 31 | 13 |
| 11-28-2008 | Mississippi State (25/NR) | 45 | 0 |
| 1-2-2009 | vs. Texas Tech -7 (20/7) | 47 | 34 |
| 9-6-2009 | at Memphis (8/NR) | 45 | 14 |
| 9-19-2009 | SE Louisiana (5/NR) | 52 | 6 |
| 9-24-2009 | at South Carolina (4/NR) | 10 | 16 |
| 10-3-2009 | at Vanderbilt (18/NR) | 23 | 7 |
| 10-10-2009 | Alabama (16/3) | 3 | 22 |
| 10-24-2009 | Arkansas (25/NR) | 30 | 17 |
| 10-31-2009 | at Auburn (22/NR) | 20 | 33 |
| 11-21-2009 | LSU (NR/8) | 25 | 23 |
| 11-28-2009 | at Mississippi State (20/NR) | 27 | 41 |
| 1-2-2010 | vs. Oklahoma State -13 (NR/18) | 21 | 7 |
| 10-16-2010 | at Alabama (NR/8) | 10 | 23 |
| 10-23-2010 | at Arkansas (NR/21) | 24 | 38 |
| 10-30-2010 | Auburn (NR/1) | 31 | 51 |
| 11-20-2010 | at LSU (NR/5) | 36 | 43 |
| 11-27-2010 | Mississippi State (NR/25) | 23 | 31 |
| 10-15-2011 | Alabama (NR/2) | 7 | 52 |
| 10-22-2011 | Arkansas (NR/9) | 24 | 29 |
| 10-29-2011 | at Auburn (NR/23) | 23 | 41 |
| 11-19-2011 | LSU (NR/1) | 3 | 52 |
| 9-15-2012 | Texas (NR/12) | 31 | 66 |
| 9-29-2012 | at Alabama (NR/1) | 14 | 33 |
| 11-3-2012 | at Georgia (NR/6) | 3 | 52 |
| 11-17-2012 | at LSU (NR/7) | 35 | 41 |
| 11-24-2012 | #Mississippi State (NR/24) | 41 | 24 |
| 9-14-2013 | #at Texas (25/NR) | 44 | 23 |
| 9-28-2013 | at Alabama (21/1) | 0 | 25 |
| 10-5-2013 | at Auburn (24/NR) | 22 | 30 |
| 10-12-2013 | Texas A&M (NR/9) | 38 | 41 |
| 10-19-2013 | #LSU (NR/6) | 27 | 24 |
| 11-23-2013 | Missouri (24/8) | 10 | 24 |
| 8-28-2014 | #vs. Boise State -5 (18/NR) | 35 | 13 |
| 9-6-2014 | #at Vanderbilt (15/NR) | 41 | 3 |
| 9-13-2014 | #Louisiana-Lafayette (14/NR) | 56 | 15 |
| 9-27-2014 | #Memphis (10/NR) | 24 | 3 |
| 10-4-2014 | #Alabama (11/1) | 23 | 17 |
| 10-11-2014 | #at Texas A&M (3/14) | 35 | 20 |
| 10-18-2014 | #Tennessee (3/NR) | 34 | 3 |
| 10-25-2014 | at LSU (3/23) | 7 | 10 |
| 11-1-2014 | Auburn (4/3) | 31 | 35 |
| 11-8-2014 | #Presbyterian (11/NR) | 48 | 0 |
| 11-22-2014 | at Arkansas (8/NR) | 0 | 30 |
| 11-29-2014 | #Mississippi State (18/4) | 31 | 17 |
| 12-31-2014 | vs. TCU - 10 (9/6) | 3 | 42 |
| 9-5-2015 | UT Martin (15/NR) | 76 | 3 |
| 9-12-2015 | Fresno State (14/NR) | 73 | 21 |
| 9-19-2015 | at Alabama (11/2) | 43 | 37 |
| 9-26-2015 | Vanderbilt (3/NR) | 27 | 16 |
| 10-3-2015 | at Florida (3/23) | 10 | 38 |
| 10-10-2015 | New Mexico State (13/NR) | 52 | 3 |
| 10-17-2015 | at Memphis (12/22) | 24 | 37 |
| 10-24-2015 | Texas A&M (23/15) | 23 | 3 |
| 10-31-2015 | at Auburn (19/NR) | 27 | 19 |
| 11-7-2015 | Arkansas (18/NR) | 52 | 53 |
| 11-21-2015 | LSU (22/15) | 38 | 17 |
| 11-28-2015 | at Mississippi State (18/21) | 38 | 27 |
| 1-1-2016 | vs. Oklahoma State - 3 (12/16) | 48 | 20 |
| 9-5-2016 | vs. Florida State - 14 (11/4) | 34 | 45 |
| 9-10-2016 | Wofford (18/NR) | 38 | 13 |
| 9-17-2016 | Alabama (17/1) | 43 | 48 |
| 9-24-2016 | Georgia (21/11) | 45 | 14 |
| 10-1-2016 | Memphis (16/NR) | 48 | 28 |
| 10-15-2016 | at Arkansas (12/22) | 30 | 34 |
| 10-22-2016 | at LSU (22/23) | 21 | 38 |

| Date | Opponent (OM/Opp) | OM | Opp |
|-------------------|------------------------------|-----------|-----------|
| 10-29-2016 | Auburn (NR/15) | 29 | 40 |
| 11-12-2016 | at Texas A&M (NR/8) | 29 | 28 |
| 9-30-2017 | at Alabama (NR/1) | 3 | 66 |
| 10-7-2017 | at Auburn (NR/12) | 23 | 44 |
| 10-21-2017 | LSU (NR/24) | 24 | 40 |
| 11-23-2017 | at Mississippi State (NR/14) | 31 | 28 |
| 9-15-2018 | Alabama (NR/1) | 7 | 62 |
| 9-29-2018 | at LSU (NR/5) | 16 | 45 |
| 11-22-2018 | Mississippi State (NR/18) | 3 | 35 |
| 9-21-2019 | Cal (NR/23) | 20 | 28 |
| 9-28-2019 | at Alabama (NR/2) | 31 | 59 |
| 11-2-2019 | at Auburn (NR/11) | 14 | 20 |
| 11-16-2019 | LSU (NR/1) | 37 | 58 |
| 9-26-2020 | Florida (NR/5) | 35 | 51 |
| 10-10-2020 | Alabama (NR/2) | 48 | 63 |
| 1-2-2021 | Indiana - 15 (NR/7) | 26 | 20 |
| 9-6-2021 | vs. Louisville - 5 (25/NR) | 43 | 24 |
| 9-11-2021 | Austin Peay (20/NR) | 54 | 17 |
| 9-18-2021 | Tulane (16/NR) | 61 | 21 |
| 10-1-2021 | Alabama (12/1) | 21 | 42 |
| 10-9-2021 | Arkansas (17/13) | 52 | 51 |
| 10-16-2021 | at Tennessee (13/NR) | 31 | 26 |
| 10-23-2021 | LSU (12/NR) | 31 | 17 |
| 10-30-2021 | at Auburn (9/18) | 20 | 31 |
| 11-6-2021 | Liberty (15/NR) | 27 | 14 |
| 11-13-2021 | Texas A&M (12/11) | 29 | 19 |
| 11-20-2021 | Vanderbilt (10/NR) | 31 | 17 |
| 11-25-2021 | Mississippi State (8/NR) | 31 | 21 |
| 1-1-2022 | vs. Baylor -2 (8/6) | 7 | 21 |
| 9-3-22 | Troy (21/NR) | 28 | 10 |
| 9-10-22 | Central Arkansas (22/NR) | 59 | 3 |
| 9-17-22 | Georgia Tech (20/NR) | 42 | 0 |
| 9-24-22 | Tulsa (16/NR) | 35 | 27 |
| 10-1-22 | Kentucky (14/7) | 22 | 19 |
| 10-8-22 | at Vanderbilt (9/NR) | 52 | 28 |
| 10-15-22 | Auburn (9/NR) | 48 | 34 |
| 10-22-22 | at LSU (7/NR) | 20 | 45 |
| 10-29-22 | at Texas A&M (12/NR) | 31 | 28 |
| 11-12-22 | Alabama (11/10) | 24 | 30 |
| 11-19-22 | at Arkansas (14/NR) | 27 | 42 |
| 11-24-22 | Mississippi State (20/NR) | 22 | 24 |

- 1 - at Memphis, Tenn.
 - 2 - Delta Bowl; Memphis, Tenn.
 - 3 - Sugar Bowl; New Orleans, La.
 - 4 - at Little Rock, Ark.
 - 5 - at Atlanta, Ga.
 - 6 - at Jackson, Miss.
 - 7 - Cotton Bowl; Dallas, Texas
 - 8 - Gator Bowl; Jacksonville, Fla.
 - 9 - at Birmingham, Ala.
 - 10 - Peach Bowl; Atlanta, Ga.
 - 11 - Independence Bowl; Shreveport, La.
 - 12 - Liberty Bowl; Memphis, Tenn.
 - 13 - Cotton Bowl; Arlington, Texas
 - 14 - at Orlando, Fla.
 - 15 - Outback Bowl; Tampa, Fla.
 - # - Win vacated due to NCAA ruling
- Games with No. 1 ranked team in bold

COACHING HISTORY

| Year | Coach | Captain(s) | W | L | T | PF | PA | |
|------|-------------------------------------|------------------------|----------|---|---|-----|-----|--|
| 1893 | Dr. A. L. Bondurant | A. H. Roubesh, LE | 4 | 1 | 0 | 120 | 28 | |
| 1894 | C. D. Clark | Wm. Henry Cook, FB | 6 | 1 | 0 | 120 | 48 | |
| 1895 | H. L. Fairbanks | Ewell D. Scales, LH | 2 | 1 | 0 | 24 | 28 | |
| 1896 | J. W. Hollister | George D. McLean | 2 | 2 | 0 | 24 | 22 | |
| 1897 | None | Harry D. Priestly | *no team | | | | | |
| 1898 | T. G. Scarbrough | Eugene P. Campbell, RG | 1 | 0 | 0 | 18 | 16 | |
| 1899 | W. H. Lyon | Wm. D. Myers, FB | 3 | 4 | 0 | 44 | 47 | |
| 1900 | Z. N. Estes, Jr. | Wm. D. Myers, FB | 0 | 3 | 0 | 5 | 30 | |
| 1901 | William Sibley; Daniel S. Martin | F. W. Elmer, RE | 2 | 4 | 0 | 34 | 129 | |
| 1902 | Daniel S. Martin | John M. Foster, RH | 4 | 3 | 0 | 121 | 46 | |
| 1903 | Mike Harvey | F. W. Elmer, RH | 2 | 1 | 1 | 34 | 39 | |
| 1904 | Mike Harvey | Allen P. Dodd, LT | 4 | 3 | 0 | 185 | 106 | |

S.I.A.A. ERA

| | | | | | | | |
|------|--------------------|--------------------------|---|---|---|-----|-----|
| 1905 | None | Allen P. Dodd, LT | 0 | 2 | 0 | 0 | 29 |
| 1906 | T. S. Hammond | Cleveland P. Huggins, FB | 4 | 2 | 0 | 71 | 64 |
| 1907 | Frank Mason | Andrew Wood, RE | 0 | 6 | 0 | 6 | 195 |
| 1908 | Frank Kyle | Ike C. Knox, RH | 3 | 5 | 0 | 99 | 125 |
| 1909 | Dr. N. P. Stauffer | W. C. Trotter, LH | 4 | 3 | 2 | 99 | 49 |
| 1910 | Dr. N. P. Stauffer | John W. McCall, RH | 7 | 1 | 0 | 144 | 9 |
| 1911 | Dr. N. P. Stauffer | Steve F. Mitchell, LH | 6 | 3 | 0 | 184 | 55 |
| 1912 | Leo De Tray | J. C. (Red) Adams, C | 5 | 3 | 0 | 127 | 100 |
| 1913 | William Driver | E. Forrest McCall, E | 6 | 3 | 1 | 140 | 80 |
| 1914 | William Driver | Frank W. Smythe, LE | 5 | 4 | 1 | 110 | 125 |
| 1915 | Fred Robbins | J. H. (Pop) Harris, T | 2 | 6 | 0 | 51 | 334 |
| 1916 | Fred Robbins | C. Allen Anderson, C | 3 | 6 | 0 | 128 | 188 |
| 1917 | C. R. (Dudy) Noble | Roy Bridges, QB | 1 | 4 | 1 | 49 | 216 |
| 1918 | C. R. (Dudy) Noble | Edward H. Ray, HB | 1 | 3 | 0 | 39 | 53 |
| 1919 | R. L. Sullivan | Edmund Cowart, E | 4 | 4 | 0 | 105 | 127 |
| 1920 | R. L. Sullivan | Rufus Creekmore, C | 4 | 3 | 0 | 217 | 85 |
| 1921 | R. L. Sullivan | Howard D. Robinson, FB | 3 | 6 | 0 | 179 | 133 |

SOUTHERN CONFERENCE ERA

| | | | | | | | |
|------|-----------------|-------------------------------|---|---|---|-----|-----|
| 1922 | R. A. Cowell | Calvin C. Barbour, Jr., HB-QB | 4 | 5 | 1 | 87 | 183 |
| 1923 | R. A. Cowell | John T. Montgomery, HB | 4 | 6 | 0 | 81 | 145 |
| 1924 | Chester Barnard | Claude Smithson, HB | 4 | 5 | 0 | 36 | 142 |
| 1925 | Homer Hazel | John (Bat) Mustin, WB | 5 | 5 | 0 | 147 | 87 |
| 1926 | Homer Hazel | Webster Burke, C | 4 | 4 | 0 | 113 | 110 |
| 1927 | Homer Hazel | Austin Applewhite, E | 5 | 3 | 1 | 177 | 80 |
| 1928 | Homer Hazel | Thad (Pie) Vann, T | 5 | 4 | 0 | 156 | 121 |
| 1929 | Homer Hazel | W. D. (Dump) Burnett, T-G-FB | 1 | 6 | 2 | 73 | 222 |
| 1930 | Ed Walker | Dick Peebles, E | 3 | 5 | 1 | 128 | 140 |
| 1931 | Ed Walker | Neal B. Biggers, HB | 2 | 6 | 1 | 73 | 210 |
| 1932 | Ed Walker | Lee H. Trapp, G | 5 | 6 | 0 | 148 | 148 |

SOUTHEASTERN CONFERENCE ERA

| | | | | | | | |
|------|-------------------|---|----|---|---|-----|-----|
| 1933 | Ed Walker | Game Captains | 6 | 3 | 2 | 167 | 79 |
| 1934 | Ed Walker | Game Captains | 4 | 5 | 1 | 114 | 98 |
| 1935 | Ed Walker | Game Captains | 9 | 3 | 0 | 292 | 66 |
| 1936 | Ed Walker | Marvin L. Hutson, C | 5 | 5 | 2 | 150 | 98 |
| 1937 | Ed Walker | F. M. (Bruiser) Kinard, T | 4 | 5 | 1 | 127 | 106 |
| 1938 | Harry J. Mehre | Kimble Bradley, QB | 9 | 2 | 0 | 232 | 120 |
| 1939 | Harry J. Mehre | Bill Schneller, QB | 7 | 2 | 0 | 230 | 64 |
| 1940 | Harry J. Mehre | George Kinard, G | 9 | 2 | 0 | 251 | 100 |
| 1941 | Harry J. Mehre | J. W. Davidson, E; H. L. Hazel, G | 6 | 2 | 1 | 131 | 67 |
| 1942 | Harry J. Mehre | Dan Wood, C | 2 | 7 | 0 | 132 | 163 |
| 1943 | Harry J. Mehre | *no team | | | | | |
| 1944 | Harry J. Mehre | Bob McCain, E-HB | 2 | 6 | 0 | 77 | 178 |
| 1945 | Harry J. Mehre | Bob McCain, E-HB | 4 | 5 | 0 | 100 | 183 |
| 1946 | Harold (Red) Drew | Ray Poole, RE | 2 | 7 | 0 | 76 | 144 |
| 1947 | John H. Vaught | Charles Conery, TB | 9 | 2 | 0 | 256 | 101 |
| 1948 | John H. Vaught | Doug Hamley, T | 8 | 1 | 0 | 226 | 93 |
| 1949 | John H. Vaught | Roland Dale, T | 4 | 5 | 1 | 246 | 243 |
| 1950 | John H. Vaught | Ken Farragut, C | 5 | 5 | 0 | 207 | 183 |
| 1951 | John H. Vaught | Othar Crawford, LG | 6 | 3 | 1 | 254 | 157 |
| 1952 | John H. Vaught | Kline Gilbert, RT; Jim Ingram, C | 8 | 1 | 2 | 237 | 96 |
| 1953 | John H. Vaught | Ed Beatty, C | 7 | 2 | 1 | 236 | 113 |
| 1954 | John H. Vaught | Jimmy Patton, LH; Allen Muirhead, RH | 9 | 2 | 0 | 283 | 47 |
| 1955 | John H. Vaught | Vaughn (Buddy) Alliston, LG | 10 | 1 | 0 | 251 | 97 |
| 1956 | John H. Vaught | Game Captains | 7 | 3 | 0 | 207 | 82 |
| 1957 | John H. Vaught | Jackie Simpson, LG; Gene Hickerson, RT | 9 | 1 | 1 | 232 | 52 |
| 1958 | John H. Vaught | Milton Crain, C; Kent Lovelace, RH | 9 | 2 | 0 | 215 | 65 |
| 1959 | John H. Vaught | Charles Flowers, FB; Ken Kirk, C | 10 | 1 | 0 | 329 | 21 |
| 1960 | John H. Vaught | Jake Gibbs, QB; Warner Alford, LG | 10 | 0 | 1 | 266 | 64 |
| 1961 | John H. Vaught | Doug Elmore, QB; Ralph Smith, LE; Billy Ray Jones, LG | 9 | 2 | 0 | 326 | 40 |
| 1962 | John H. Vaught | Glynn Griffing, QB; Louis Guy, WB | 10 | 0 | 0 | 230 | 40 |
| 1963 | John H. Vaught | Kenny Dill, C; Whaley Hall, T | 7 | 1 | 2 | 207 | 33 |
| 1964 | John H. Vaught | Allen Brown, E; Bobby Robinson, G | 5 | 1 | 0 | 210 | 113 |
| 1965 | John H. Vaught | Mike Dennis, TB; Stan Hindman, G | 7 | 4 | 0 | 166 | 108 |
| 1966 | John H. Vaught | Doug Cunningham, TB; Charles Hinton, C | 8 | 3 | 0 | 170 | 46 |
| 1967 | John H. Vaught | Mac Haik, SE; Dan Sartin, DT | 6 | 4 | 1 | 174 | 151 |
| 1968 | John H. Vaught | Hank Shows, TE; Robert Bailey, M | 7 | 3 | 1 | 178 | 140 |
| 1969 | John H. Vaught | Bo Bowen, FB; Glenn Cannon, S | 8 | 3 | 0 | 307 | 140 |
| 1970 | John H. Vaught | Archie Manning, QB; Dennis Coleman, DE | 7 | 4 | 0 | 285 | 220 |
| 1971 | Billy R. Kinard | Riley Myers, SE; Paul Dongieux, LB | 10 | 2 | 0 | 322 | 204 |
| 1972 | Billy R. Kinard | Don Leathers, OT; Reggie Dill, DE | 5 | 5 | 0 | 192 | 142 |
| 1973 | Billy R. Kinard | Norris Weese, QB; Jim Stuart, LB | 6 | 5 | 0 | 202 | 177 |
| 1974 | Ken Cooper | Dick Lawrence, OT; Stump Russell, LB; Kenny King, LB | 3 | 8 | 0 | 135 | 241 |
| 1975 | Ken Cooper | Paul Hofer, FB; Ben Williams, DT-MG; Kenny King, LB | 6 | 5 | 0 | 170 | 162 |


| | | | | | | | |
|------|--------------------------------------|---|----|----|---|-----|-----|
| 1976 | Ken Cooper | Wade Griffin, TE; George Stuart, LB; Reggie Pace, C | 6 | 5 | 0 | 153 | 180 |
| 1977 | Ken Cooper | George Plasketes, DE; Randy White, OG; Bob Lewis, C | 6 | 5 | 0 | 208 | 196 |
| 1978 | Steve Sloan | Curtis Weathers, SE; Lawrence Johnson, DT; Bobby Garner, QB | 5 | 6 | 0 | 181 | 240 |
| 1979 | Steve Sloan | Eddy Householder, LB; John Peel, DE; Leon Perry, FB | 4 | 7 | 0 | 251 | 298 |
| 1980 | Steve Sloan | Ken Toler, SE; Chuck Conmiskey, OG; Chris Cottam, OT; Joel Stewart, DB | 3 | 8 | 0 | 263 | 266 |
| 1981 | Steve Sloan | John Fourcade, QB; Quentin McDonald, DT; Malvin Gipson, TB | 4 | 6 | 1 | 167 | 284 |
| 1982 | Steve Sloan | Nakita Williams, LB; James Otis, LB; Keith Fourcade, LB; Michael Harmon, SE; Steve Herring, C | 4 | 7 | 0 | 208 | 262 |
| 1983 | Billy Brewer | Kelly Powell, QB; Buford McGee, TB; Tony Rayburn, OL | 7 | 5 | 0 | 176 | 255 |
| 1984 | Billy Brewer | Andre Townsend, DT; Dwayne Nesmith, LB; Timmy Moffett, SE; Jamie Holder, FL; Freddie Joe Nunn, DE; Bob Blakemore, DT | 4 | 6 | 1 | 194 | 203 |
| 1985 | Billy Brewer | Jamie Holder, FL; Nathan Wonsley, TB; Jay Webb, DE; Michael Portis, NG; Tony Rayburn, OL | 4 | 6 | 1 | 210 | 276 |
| 1986 | Billy Brewer | Jeff Noblin, FS; Mike Fitzsimmons, DT | 8 | 3 | 1 | 220 | 150 |
| 1987 | Billy Brewer | Todd Irvin, OT; Jeff Herrod, LB | 3 | 8 | 0 | 223 | 309 |
| 1988 | Billy Brewer | Bryan Owen, K; Wesley Walls, TE; Stevon Moore, CB | 5 | 6 | 0 | 221 | 223 |
| 1989 | Billy Brewer | Tony Bennett, OLB; Tim Brown, OG; Pat Coleman, FLK; John Darnell, QB; Shawn Cobb, ILB; Chris Mitchell, SS; Kelvin Pritchett, DT; Dawson Pruett, C | 8 | 4 | 0 | 267 | 285 |
| 1990 | Billy Brewer | Darron Billings, RB; Jeff Carter, FS; Cliff Dew, C; Phillip Kent, OLB | 9 | 3 | 0 | 257 | 191 |
| 1991 | Billy Brewer | Chad Brown, DT; Everett Lindsay, OT; Cory Philpot, RB; Lynn Ross, LB; Russ Shows, QB | 5 | 6 | 0 | 242 | 223 |
| 1992 | Billy Brewer | Gary Abide, LB; Clint Conlee, OT; Johnny Dixon, SS; Dewayne Dotson, LB | 9 | 3 | 0 | 230 | 174 |
| 1993 | Billy Brewer | Alundis Brice, CB; Jerry Graeber, FS; Abdul Jackson, LB; Jeff Miller, OT; Josh Nelson, QB | 6 | 5 | 0 | 242 | 142 |
| 1994 | ^Joe Lee Dunn | Renard Brown, DE; Dou Innocent, RB; David Knott, DB; Darrell Moncus, C; David Vinson, C; Trey Wicker, DE | 4 | 7 | 0 | 246 | 205 |
| 1995 | Tommy Tuberville | Lawrence Adams, H-Back; Derek Jones, CB; Kris Mangum, TE; Kyle Wicker, DE | 6 | 5 | 0 | 209 | 208 |
| 1996 | Tommy Tuberville | John Avery, RB; Walker Jones, LB; Stewart Patridge, QB; Nate Wayne, LB | 5 | 6 | 0 | 203 | 270 |
| 1997 | Tommy Tuberville | Matt Luke, C; Gary Thigpen, CB | 8 | 4 | 0 | 233 | 209 |
| 1998 | Tommy Tuberville; David Cutcliffe | David Cutcliffe | 6 | 5 | 0 | 245 | 256 |
| 1999 | David Cutcliffe | Kendrick Clancy, DT; Cory Peterson, WR; Armegis Spearman, LB; Tim Stickland, CB; Todd Wade, OL | 1 | 0 | 0 | 35 | 18 |
| 2000 | David Cutcliffe | Derrick Burgess, DE; Shane Elam, DE; Romaro Miller, QB; Deuce McAllister, RB | 8 | 4 | 0 | 296 | 203 |
| 2001 | David Cutcliffe | Terrence Metcalf, OT; Syniker Taylor, CB; Anthony Sims, DE; Charles Stackhouse, FB; Kevin Thomas, LB | 7 | 5 | 0 | 314 | 280 |
| 2002 | David Cutcliffe | Ben Claxton, C; Lanier Goethie, LB; Eddie Strong, LB; Doug Zeigler, TE | 7 | 6 | 0 | 351 | 331 |
| 2003 | David Cutcliffe | Charlie Anderson, DE; Chris Collins, WR; Eli Manning, QB; Jesse Mitchell, DE | 10 | 3 | 0 | 442 | 285 |
| 2004 | David Cutcliffe | Doug Buckles, OL; Kerry Johnson, WR; Marcus Johnson, OL; Rob Robertson, LB; Eric Oliver, DB | 4 | 7 | 0 | 215 | 278 |
| 2005 | Ed Orgeron | Michael Bozeman, NT; Tre' Stallings, OL | 3 | 8 | 0 | 148 | 245 |
| 2006 | Ed Orgeron | Patrick Willis, LB; Andrew Wicker, OL | 4 | 8 | 0 | 188 | 275 |
| 2007 | Ed Orgeron | Game Captains | 3 | 9 | 0 | 241 | 342 |
| 2008 | Houston Nutt | Jason Cook, FB; Peria Jerry, DT; Michael Oher, OT; Lamarca Sanford, S | 9 | 4 | 0 | 417 | 247 |
| 2009 | Houston Nutt | Daverin Gerald, C; Marshay Green, CB; John Jerry, OT; Kendrick Lewis, FS; Dexter McCluster, RB-WR; Marcus Tillman, DE; Patrick Trahan, LB | 9 | 4 | 0 | 384 | 230 |
| 2010 | #Houston Nutt | Lionel Breaux, WR; Johnny Brown, S; Jonathan Cornell, LB; Kentrell Lockett, DE; (Originally a 4-8 record with 4 wins vacated by NCAA ruling) Jerrell Powe, DT | 0 | 8 | 0 | 367 | 422 |
| 2011 | #Houston Nutt | Brandon Bolden, RB; Wayne Dorsey, DE; Derrick Herman, WR; Kentrell Lockett, DE; Bradley Sowell, OT; Marcus Temple, CB | 0 | 10 | 0 | 193 | 385 |
| 2012 | #Hugh Freeze | (Originally a 2-10 record with 2 wins vacated by NCAA ruling) Game Captains | 0 | 6 | 0 | 409 | 359 |
| 2013 | #Hugh Freeze | (Originally a 7-6 record with 7 wins vacated by NCAA ruling) Game Captains | 1 | 5 | 0 | 390 | 308 |
| 2014 | #Hugh Freeze | (Originally an 8-5 record with 7 wins vacated by NCAA ruling) Game Captains | 0 | 4 | 0 | 368 | 208 |
| 2015 | Hugh Freeze | (Originally a 9-4 record with 9 wins vacated by NCAA ruling) Justin Bell, OL; Evan Ingram, TE | 10 | 3 | 0 | 531 | 294 |
| 2016 | #Hugh Freeze | Mike Hilton, DB; C.J. Johnson, LB | 0 | 7 | 0 | 391 | 408 |
| 2017 | ^Matt Luke | (Originally a 5-7 record with 5 wins vacated by NCAA ruling) Game Captains | 6 | 6 | 0 | 394 | 415 |
| 2018 | Matt Luke | Game Captains | 5 | 7 | 0 | 407 | 434 |
| 2019 | Matt Luke | Game Captains | 4 | 8 | 0 | 319 | 318 |
| 2020 | Lane Kiffin | Game Captains | 5 | 5 | 0 | 392 | 383 |
| 2021 | Lane Kiffin | Game Captains | 10 | 3 | 0 | 438 | 321 |
| 2022 | Lane Kiffin | Game Captains | 8 | 5 | 0 | 435 | 322 |

* Yellow Fever Epidemic
 ^ Board of Trustees ruling
 Overall records include bowl results; total points include only regular-season contests up to 2001 season
 # Served as interim head coach
 # Had wins vacated due to NCAA ruling

ASSISTANT COACHES/STAFF HISTORY

- ADAMS, Deke (Southern Miss, 1995) — Defensive Line, 2020
 AIGAMAU, Ben (Lambuth, 2010) — Assistant AD for Community Relations, 2017
 AKENBERGER, Zack (Bowling Green, 2012) — Associate Head Strength & Conditioning Coach, 2022
 ALDRIDGE, Miles (Gardner-Webb, 1971) — Defensive Ends, 1980; Defensive Line, 1981; Inside Linebackers, 1982
 ALFORD, Warner, (Ole Miss, 1961) — Defensive Line, 1971-73
 ALLEN, Jody (Valdosta State, 1983) — Wide Receivers, 1987-89 Running Backs, 1989-91
 ALLEN, Tom (Maranatha Baptist, 1992) — Special Teams Coordinator/Linebackers, 2012-14
 ANCAR, Lance (North Alabama, 2009) — Assistant Strength & Conditioning Coach, 2020
 AUSMUS, Aaron (Tennessee, 1998) — Head Strength Coach, 2005-07
 AUSTIN, Kent (Ole Miss, 1985) — Offensive Coordinator/ Quarterbacks, 2008-09
 BAKER, John David (Abilene Christian, 2014) — Passing Game Coordinator/Tight Ends, 2021; Co-Offensive Coordinator/Tight Ends, 2022-23
 BASKIN, Weems O. (Auburn, 1928) — Ends, 1938; Line, 1939-41
 BATOON, Corey (Long Beach State, 1991) — Director of Player Development, 2012; Director of Recruiting Operations, 2013-14; Safeties/Special Teams Coordinator, 2015-16
 BEAUMONT, Mike (Arkansas State, 1992) — Director of Football Operations, 2008-11
 BECKETT, Brandon (Ole Miss, 1999) — Assistant Strength Coach, 2005-06
 BECKISH, Larry, (Wichita State, 1964) — Offensive Coordinator/Quarterbacks, 1992-93
 BECKUM, Jawarski (Mississippi State) — Assistant Strength & Conditioning Coach, 2020-21
 BENDER, Dave, (Rutgers) — Line, 1925
 BERGALOWSKI, Chet (Ole Miss, 1967) - Assistant, Junior Varsity, 1977
 BERRYMAN, Jim (Livingston, 1971) — Defensive Ends, 1987
 BIAGI, Marty (Marshall, 2008) — Special Teams Coordinator, 2022
 BICKNELL JR., Jack (Boston College, 1985) — Offensive Line, 2017-19
 BISACCIA, Richard (Yankton, 1986) — Special Teams/Running Backs, 1998 Independence Bowl-1999; Assistant Head Coach, 2000-01
 BLACKWELL, Marquel (USF, 2002) — Running Backs, 2021
 BLAIR, George (Ole Miss, 1961) — Junior Varsity, 1977
 BREWER, Gunter (Wake Forest, 1987) — Associate Head Coach/Passing Game Coordinator/Wide Receivers, 2011
 BRUMBELOW, Lester (Mike), (TCU, 1930) — Scout-Assistant Coach, 1946-49
 BUCKLEY, Terrell (Florida State, 2007) — Cornerbacks, 2020-21
 BURKE, Webster (Webb), (Ole Miss, 1927) — Line, 1927, 1933-37
 BURNS, Keith (Arkansas, 1982) — Secondary, 2011
 CAIN, John L. (Alabama, 1933) — Offensive Backs, 1947-70; Freshman, 1971
 CALDWELL, Steve, (Arkansas State, 1978) — Defensive Ends, 1995, (Spring)
 CAMPBELL, Tilden (Happy), (Alabama, 1935) — Backfield, 1946
 CANTY, Bill (Furman, 1962) — Receivers, 1978; Defensive Backs, 1979-80; Defensive Coordinator, 1981-82; Running Backs, 1983-85; Offensive Coordinator, 1986-87
 CARLISLE, Jack, (Mississippi State, 1952) — Junior Varsity, 1975-76; Offensive Backfield, 1977
 CARMODY, Jim, (Tulane, 1956) — Defensive Line, 1974; Defensive Line/Defensive Coordinator, 1975-77; Assistant Head Coach-Defensive Line, 1992-94
 CARTER, Gary (Gardner Webb, 1979) — Recruiting Coordinator, 1990-91
 CARTER, Sam (TCU, 2014) — Cornerbacks, 2022
 CASE, Ron (Carson-Newman, 1973) Defensive Secondary, 1983-87, Defensive Coordinator, 1987, Defensive Secondary, 1988
 CHEATHAM, Steve (Mississippi State, 1978) — Director of Football Operations, 2003-04
 CLARK, Charles (Ole Miss, 2007) — Cornerbacks, 2018-19
 CLEMENTS, Randy (Stephen F. Austin, 1989) — Running Game Coordinator/Offensive Line, 2020
 COLEMAN, Lanier (Louisiana-Lafayette, 2008) — Assistant Strength Coach, 2015-19
 COLEMAN, Thamas N. (Auburn, 1957) — "B" Team Offense, 1973; Defensive Ends, 1974-77
 COLLINS, Alex (USC, 2014) — Assistant A.D. for Recruiting Operations, 2022-23
 COOPER, Ken, (Georgia, 1959) — Offensive Line, 1971-73
 COPE, Bob (Carson-Newman, 1961) — Linebackers, 1981
 CORRAO, David (Arizona, 1997) — Linebackers, 2007
 CRANE, Paul, (Alabama, 1965) — Defensive Coordinator, 1978-80
 CRAWFORD, Edward S., (Eddie) (Ole Miss, 1957) — Assistant Coach 1962-70; Offensive Backfield, 1971-73; Receivers, 1974-76
 CRENNEL, Romeo, (Western Kentucky 1970) — Defensive Line, 1978-79
 CROPP, John (Vanderbilt, 1961) — Offensive Coordinator/ Offensive Backfield, 1978-82
 CROSBY, Anthony (Louisiana Tech, 2008) — Assistant Strength Coach, 2013-15
 CRUM, Maurice (Notre Dame, 2009) — Co-Defensive Coordinator/Linebackers, 2021
 DeLEONE, George (Connecticut, 1970) — Offensive Line, 2005
 DALATRI, Rich, (Louisiana Tech, 1982) — Strength Coach, 1984
 DALE, Roland H., (Ole Miss, 1950) — Ends-Linebackers, 1960-71
 DAMERON, Kim (Arkansas, 1983) — Safeties, 2008-10
 DANIELS, Keith (Miss. College, 1970) — Assistant Offensive Backfield, 1977, 1987-88; Running Backs, 1992-94
 DAVIDSON, J. W. (Wobbe) (Ole Miss, 1942) — Ends, 1942; Assistant Coach, 1945-68
 DECKER, Don (Evangel, 1988) — Strength Coach, 2008-11
 DICKERSON, Ron, Jr. (Arkansas, 1996) — Wide Receivers, 2008-10
 DICKEY, Gerry (Wichita State, 1983) — Director of Football Operations; 1998 Independence Bowl; 1999-2002
 DILDY, Joe (Alabama, 1935) — Line, 1942
 DORSEY, Larry (Tennessee State University, 1975) — Wide Receivers, 1989
 DRIESBACH, Chuck (Villanova, 1975) — Secondary, 1989; Defensive Coordinator/Linebackers, 2002-04
 DUNN, Don (East Tennessee State, 1976) — Defensive Tackles, 1995-98
 DUNN, Joe Lee, (Tennessee-Chattanooga, 1968) — Defensive Coordinator/Inside Linebackers, 1992-94
 DURFEY, Noel (Lincoln Memorial, 1991) — Assistant Strength Coach, 2001-07
 DURKIN, D.J. (Bowling Green, 2001) — Co-Defensive Coordinator/Linebackers, 2020-21
 EALY, Clifton (Central Arkansas, 1982) — Director of Community Relations, 2008-11
 EDGINGTON, Darren (Middle Tennessee, 1997) — Assistant Strength Coach, 2006-07
 FARRAR, Barney (Delta State, 1983) — Director of External Affairs, 2006; Director of High School & Junior College Relations, 2012-16
 FINLEY, Joe Jon (Oklahoma, 2008) — Passing Game Coordinator/Tight Ends, 2020
 FLORENCE, KJ (Old Dominion, 2014) — Assistant Strength & Conditioning Coach, 2020-21
 FREEZE, Hugh (Southern Miss, 1992) — Director of External Affairs, 2005; Recruiting Coordinator/Tight Ends, 2006; Recruiting Coordinator/Wide Receivers, 2007; Head Coach, 2012-16
 GARRISON, John (Nebraska, 2003) — Offensive Line, 2023
 GIBBS, Jerry D. (Jake) (Ole Miss, 1961) — Assistant Coach, 1965-70
 GIDEON, Blake (Texas, 2011) — Special Teams Coordinator, 2020
 GOLDING, Pete (Delta State, 2005) — Defensive Coordinator/Linebackers, 2023
 GOODE, Tom (Mississippi State, 1961) — Assistant Head Coach/Offensive Line, 1978-82
 GRAHAM, B. L. (Country), (Ole Miss, 1939) — Assistant Coach/ Scout, 1950-62
 GRAN, Eddie, (California Lutheran, 1987) — Running Backs, 1995-98
 GRAY, Ronnie (Mississippi State, 1970) — Defensive Line, 1982
 GUARASCIO, Joey (Sioux Falls, 2011) — Assistant Strength Coach, 2014-16
 HALE, Edwin (Goat), (Mississippi College, 1922) — Assistant Coach-Scout, 1937-45
 HARRIS, Maurice (Arkansas State, 1998) — Director of Internal Operations, 2006; Recruiting Coordinator for Offense/Tight Ends, 2012-18
 HATHORN, Samuel B. (Ole Miss, 1911) — Line, 1923
 HEARD, Grant (Ole Miss, 2001) — Wide Receivers, 2012-16
 HENDERSON, Anthony (Florida Atlantic, 2015) — Assistant Strength & Conditioning Coach 2023
 HENRY, Robert (Ole Miss, 1977) — Defensive Coordinator/Inside Linebackers, 1988-91
 HIGGINBOTHAM, Zach — Assistant Strength & Conditioning Coach, 2021
 HINES, David (Arkansas State, 1976) — Receivers, 1983-85; Running Backs, 1986
 HOBBS, Marion (Tennessee, 1989) — Defensive Ends, 1998 Independence Bowl; 1999-2004
 HOPSON, Jay (Ole Miss, 1992) — Defensive Backs/Recruiting Coordinator, 2004
 HORTON, Freeman, (Southern Mississippi, 1979) — Defensive Ends, 1992-93; Outside Linebackers, 1994
 HOVIOUS, John A. (Junie), (Ole Miss, 1942) — Defensive Backfield, 1951-71; Freshman, 1946-50, 1972-73; Junior Varsity, 1974
 HOWELL, Max (Troy State, 1970) — Recruiting Coordinator, 1989
 HUDSON, Keynold (West Virginia Tech, 2004) — Cornerbacks, 2023
 HUGHES, Tony (Southern Miss, 1980) — Assistant Defensive Backs, 2005-06; Tight Ends, 2007
 HUTZLER, Cameron (Middlebury, 2006) — Special Teams Coordinator, 2021
 JACKSON, Paul (Montclair State, 2006) — Head Strength & Conditioning Coach, 2012-19
 JASKWHICH, Charles O. (Chuck), (Notre Dame, 1933) — Backfield, 1938-41
 JERNIGAN, R. C., — Assistant Coach, 1920
 JOHNSON, Frank, (Georgia, 1936) — Line, 1938
 JONES, Jason (Alabama, 2001) — Co-Defensive Coordinator/Cornerbacks, 2013-16; Co-Defensive Coordinator/Secondary, 2017; Co-Defensive Coordinator/Safeties, 2018
 JONES, Mike (Utah State, 1973) — Strength Coach, 1985-87
 JONES, Nolan (Eastern Kentucky, 2003) — Coordinator of Football Operations, 2019
 JONES, Walker (Ole Miss, 1998) — Coordinator of Football Operations, 2003
 JOYNER, Randall (SMU, 2014) — Defensive Line, 2021-23
 KAUFMAN, Art (Arkansas-Monticello, 1980) — Outside Linebackers, 1989-91; Defensive Coordinator/Linebackers, 1995-2000
 KEHOE, Art (Miami, 1982) — Assistant Head Coach/Offensive Line, 2006-07
 KIFFIN, Chris (Colorado State, 2005) — Recruiting Coordinator for Defense/Defensive Line, 2012-16
 KINARD, Frank M. (Bruiser), (Ole Miss, 1938) — Offensive Line, 1948-70
 KNOWLES, Jim (Cornell, 1987) — Linebackers, 2003
 KNOX, Greg (Northeastern State, 1986) — Wide Receivers, 1995-98
 KOONZ, Jeff (Auburn, 2004) — Inside Linebackers, 2019
 KUECK, Larry (Stephen F. Austin, 1975) — Offensive Coordinator, Quarterbacks, 1994
 LATINA, John (Virginia Tech, 1979) — Offensive Line, 1998 Independence Bowl-1999; Offensive Coordinator, 2000-04
 LAVIGNE, Tom (Grambling, 1975) — Defensive Backs, 1998 Independence Bowl; 1999-2000
 LEBBY, Jeff (Oklahoma, 2007) — Offensive Coordinator/Quarterbacks, 2020-21
 LEE, David (Vanderbilt, 1975) — Quarterbacks, 1978-82; Offensive Coordinator/Quarterbacks, 2011
 LIMBAUGH, Tommy (Alabama, 1967) — Recruiting, 1978-80, 1982; Tight Ends, 1981
 LINDSEY, Don (Arkansas-Monticello, 1965) — Defensive Coordinator/Linebackers, 2001
 LINDSEY, Matt (Alabama, 2013) — General Manager, 2020-21
 LONGO, Phil (Rowan, 1992) — Offensive Coordinator/Quarterbacks, 2017-18
 LOVE, Wilson (Alabama, 2013) — Head Strength & Conditioning Coach, 2020-21
 LOVETT, John (C.W. Post College, 1973) — Defensive Backs, 1995-98
 LUBICK, Matt (Colorado State, 1995) — Wide Receivers, 2005-06
 LUKE, Matt (Ole Miss, 2000) — Tight Ends/Assistant Offensive Line, 2002-04; Tight Ends/Recruiting Coordinator, 2005; Co-Offensive Coordinator/Offensive Line, 2012-16; Head Coach, 2017-19
 LUKE, Tom (Ole Miss, 1992) — Director for Football Operations, 2005; Director of Player Development, 2013-16; Assistant AD for Player Development, 2017-23
 MacINTYRE, George (Miami, 1961) — Defensive Coordinator, 1978
 MacINTYRE, Mike (Georgia Tech, 1989) — Receivers/Recruiting Coordinator, 1998 Independence Bowl, 1999-2000; Defensive Backs/Recruiting Coordinator, 2001-02; Defensive Coordinator, 2019
 MAGEE, Calvin (South Florida, 1990) — Tight Ends, 2019
 MARKUSON, Mike (Hamline, 1983) — Offensive Line, 2008-11/Running Game Coordinator, 2008-09; 2011/Co-Offensive Coordinator, 2010
 MATOUS, Ken (Wichita State, 1979) — Wide Receivers, 1991-93
 MAZZONE, Noel (New Mexico, 1980) — Offensive Coordinator/Quarterbacks, 1995-98; Offensive Coordinator/ Quarterbacks, 2005
 McCRONE, Ron (Florida, 1967) — Outside Linebackers, 1982
 McCULLERS, Charles (Tampa, 1962) — Backfield, 1974-76
 McGRAW, Robert (Delta State, 1961) — Offensive Coordinator, 1983-85; Offensive Line, 1983-87
 McGRUFF, Wesley (Savannah State, 1990) — Co-Defensive Coordinator/Cornerbacks, 2012; Associate Head Coach/Defensive Coordinator, 2017-18
 McLEOD, Kent (Ole Miss, 1999) — Coordinator of Football Operations, 2005-07
 McNEEL, Taylor (Louisiana Tech, 1959) — Defensive Backfield, 1972-74
 MENDOZA, Ruben (Wayne State, 1989), Head Strength Coach, 2001-04
 MERRITT, Mickey (Louisiana Tech, 1970) — Defensive Ends, 1983-86
 MIDDLETON, Ron (Auburn, 1985) — Tight Ends, 1998 Independence Bowl; 1999-2001; Running Backs/Special Teams, 2002-03
 MILLER, Corey (Tennessee, 2014) — Assistant Strength & Conditioning Coach, 2020
 MILLER, John (Southern Miss, 1999) — Director of Football Operations, 2012-18, 2020-21
 MISITA, Tony (Southeastern Louisiana, 1955) — Linebackers, 1977; Defensive Line, 1978-80; Recruiting, 1981
 MITCHELL, Chris (Ole Miss, 1992) — Assistant Strength Coach, 1994-97
 MUSTIN, Robert Wm. (Billy), (Ole Miss, 1950) — "B" Team Offense, 1963-72.
 NALL, Hugh (Georgia, 1982) — Offensive Line, 1995-98
 NEAL, John (Brigham Young, 1980) — Defensive Backs, 1992-94
 NEIGHBORS, Wes (Alabama, 2011) — Safeties, 2023
 NIELSON, Ryan (Southern California, 2002) — Defensive Line, 2005-07
 NIX, Derrick (Southern Miss, 2002) — Running Backs, 2008-19; Wide Receivers, 2020-21; Assistant Head Coach/Wide Receivers, 2022-23
 NIX, Tyrone (Southern Miss, 1995) — Assistant Head Coach/Defensive Coordinator/Linebackers, 2008-11; Linebackers, 2019
 NUNN, Arlington (Clemson, 1991) — Running Backs, 2004
 NUTT, Danny (Arkansas, 1985) — Director of Player Development, 2008-11
 OKEY, Chuck (Presbyterian, 1986) — Strength Coach, 1988-94
 PANNUNZIO, Joe (Southern Colorado, 1982) — Tight Ends/Special Teams, 1995-98
 PARKER, Johnny (Ole Miss, 1968) — Strength Coach, 1980-83
 PARKER, "Red" (Arkansas-Monticello, 1953) — Offensive Coordinator/Quarterbacks, 1988-91
 PARTRIDGE, Chris (Lafayette, 2003) — Co-Defensive Coordinator/Safeties, 2020-21-22
 PEELER, Jacob (Louisiana Tech, 2007) — Wide Receivers, 2017-19
 PETRI, Rick (Missouri-Rolla, 1976) — Defensive Tackles, Nose Guards, 1989-91; Defensive Tackles, 1998 Independence Bowl; 1999-2004
 PEVETO, Bradley Dale (SMU, 1987) — Linebackers/Special Teams, 2017
 PIERCE, Benji (Arkansas-Monticello, 1981) — Strength Coach, 1995-2000
 POPE, Mike (Lenoir Rhyne, 1964) — Offensive Line, 1978; Receivers, 1979-82
 POOLE, James E. (Buster), (Ole Miss, 1947) — Defensive Line, 1947-70
 POOLE, Ray S. (Ole Miss, 1947) — "B" Team Defense, 1955-74
 PRICE, Terry (Texas A&M, 1993) — Defensive Ends, 1995-98; Defensive Line, 2009-11
 PRUETT, Bob (Marshall, 1965) — Secondary, 1990-91
 RADER, Dave (Tulsa, 1980) — Co-Offensive Coordinator/ Quarterbacks, 2010
 RANDOLPH, Tony (Missouri, 2012) — Assistant Strength Coach, 2013-14
 RIPPON, Chris (Southern Connecticut, 1982) — Special Teams Coordinator/Defensive Backs, 2005-07; Director of Recruiting Operations, 2015-16; Assistant AD for Recruiting Operations, 2017; Associate AD for Community Relations and Special Teams Consultant, 2018-19
 RIVERS, Thaddeus (Florida, 2001) — Assistant AD for Football Operations, 2020-23

ROACH, Freddie (Alabama, 2008) — Defensive Line, 2017-19
 ROCKER, Tracy (Auburn, 1992) — Defensive Line, 2008
 RODRIGUEZ, Rich (West Virginia, 1986) — Offensive Coordinator, 2019
 ROPER, Kurt (Rice, 1995) — Quarterbacks, 1998 Independence Bowl; 1999-2001; Quarterbacks/Passing Game Coordinator, 2002-04
 SAUNDERS, David (Auburn, 1982) — Director of High School and Community College Relations, 1999-2002; Linebackers, 2006; Administrative Operations Coordinator, 2010
 SAVAGE, Nick (Youngstown, 2013) — Head Strength & Conditioning Coach, 2022-23
 SCHARNHORST, Jacob (Northern Colorado, 2002) — Assistant Strength Coach, 2006-07
 SHADEED, Matt (Southern Miss, 2009) — Assistant Strength Coach, 2012-13
 SHIBEST, James (Arkansas, 1988) — Special Teams Coordinator/ Tight Ends, 2008-11
 SCHNOONOVER, Jake (Missouri Western, 2008) — Special Teams Coordinator, 2023
 SIMS, Jordan (Ole Miss, 2017) — Assistant Strength & Conditioning Coach, 2022-23
 SISKEY, Tyler (Troy, 2000) — Coordinator of Recruiting Development, 2012; Assistant AD for Player Personnel, 2018-19
 SLOCUM, Shawn (Texas A&M, 1988) — Assistant Head Coach/ Linebackers, 2005
 SMALLING, Charles (Chuck), (Stanford, 1930) — Backfield, 1930-37
 SMITH, C. M. (Tad), (Ole Miss, 1930) — Backfield, 1929; Freshman, 1930-37; Acting Backfield, 1942
 SMITH, George (Central Arkansas, 1971) — Quarterbacks, 1983-85; Receivers, 1986
 SMITH, Kevin (UCF, 2015) — Running Backs, 2020-21, 2023
 SMITH, Melvin (Millsaps, 1982) — Tight Ends, 1992-93; Wide Receivers, 1994
 SMITH, Tony (Gardner-Webb, 1995) — Assistant Strength Coach, 2004
 SMITH, Vernon (Cattfish), (Georgia, 1932) — Ends, 1939-41
 STARK, Ronald M. (Northeast Missouri, 1961) — Offensive Line, 1975-76
 STILES, Wayne (Tennessee, 1970) — Recruiting, 1984-88
 STONE, Edwin G. (Ole Miss, 1934) — Scout/Assistant Coach, 1944-47
 STRONG, Charlie (Central Arkansas, 1982) — Wide Receivers, 1990
 STUJINSKI, Dominic (Sioux Falls, 2009) — Assistant Strength Coach, 2012-18
 SULLINS, S. E. (North Alabama, 1962) — Linebackers, 1987
 SUMRALL, Jon (Kentucky, 2005) — Linebackers, 2018
 SWAYZE, Thomas K. (Ole Miss, 1933) — Assistant Coach, 1947-71
 TERRELL, Bus (Rutgers) — Line, 1926
 THOMAS, Austin (Lipscomb, 2008) — Football Chief of Staff, 2022-23
 THOMAS, James "T." (Miss. Industrial, 1962) — Tight Ends, 1983-91
 THOMAS, Lane (Southeastern Louisiana, 1987) — Assistant Strength and Conditioning Coach, 1991-92
 THOMPSON, John (Central Arkansas, 1978) — Defensive Coordinator/ Defensive Backs, 2007
 THOMPSON, John (Lambuth, 2006) — Senior Assistant Strength Coach, 2012
 THOMPSON, Tommy (Southern Illinois-Carbondale, 1973) — Assistant Offensive Backfield, 1975-76
 TORBUSH, Carl (Carson-Newman, 1974) — Defensive Coordinator, 1983-86
 THORNTON, Jake (Western Carolina, 2015) — Offensive Line, 2021-22
 TRAVIS, Larry (Florida, 1963) — Linebackers, 1972-73; Offensive Line, 1974
 TURNER, AT (Malone, 2015) — Assistant Strength & Conditioning Coach, 2022
 TYLER, Bob (Ole Miss, 1958) — Receivers, 1968-70
 VAUGHN, Chris (Murray State, 1998) — Recruiting Coordinator/ Cornerbacks, 2008-11
 VAUGHT, John H. (TCU, 1933) — Line, 1946
 VICKERS, Jimmy (Georgia, 1960) — Offensive Line, 1977
 VINSSEL, Kenneth P. (Grinnell College) — Freshman/Varsity Line, 1923-25
 VINSON, Mike (Arkansas, 1993) — Assistant Strength and Conditioning, 1997-2000
 WEIS, Charlie Jr. (Kansas, 2015) — Co-Offensive Coordinator/ Quarterbacks, 2022-23



Doc Knight (right) served as athletic trainer at Ole Miss from 1947-74, a period which produced six SEC Championships and 27 All-Americans, including quarterback Archie Manning (left) in 1969 and 1970.

WELLS, David (Ole Miss, 1966) — Receivers, 1977
 WERNER, Dan (Western Michigan, 1983) — Offensive Coordinator/ Quarterbacks, 2006-07; Co-Offensive Coordinator/ Quarterbacks, 2012-16
 WHATLEY, James W. (Alabama, 1936) — Line, 1946-49
 WHEELER, Harold (Southwest Missouri State, 1964) — Defensive Backfield, 1975-77
 WHITEHEAD, Julian — Assistant Strength Coach, 2016-19
 WICKLINE, Joe (Florida, 1983) — Offensive Line, 1988-94
 WILBANKS, Lee (Ole Miss, 2004) — Director of Player Personnel, 2016; Assistant AD for Player Personnel, 2017
 WILFAWN, Jason (Central College, 1997) — Assistant Strength Coach, 2008-11
 WILSON, Barry (Georgia, 1965) — Linebackers, 1974-76
 WILSON, Frank (Nicholls State, 1997) — Running Backs, 2005-07
 WITHROW, Gary (Pittsburg State, 1964) — Recruiting Coordinator, 1992-94; Tight Ends, 1994
 WOMMACK, Dave (Missouri Southern State, 1978) — Defensive Coordinator/Safeties, 2012-14; Defensive Coordinator/ Linebackers, 2015-16
 WOOD, Dick (Auburn, 1960) — Quarterbacks, Receivers, 1971-73
 WOODS, T.D. (Tennessee, 1990) — Receivers, 2001-04
 YOUNGBLOOD, Robert (Arkansas State, 1961) — Assistant Head Coach/ Noseguards, Defensive Tackles, 1983-88

GAHAN, Eric (Canisius, 2000) — Assistant, 2006
 GARL, Tim (Alabama, 1978) — Assistant, 1979-82
 GETCHELL, K. P. — 1930-33
 HUTSON, Marvin (Ole Miss, 1937) — 1942
 JERNIGAN, Pat (Valdosta State, 1998) — 2012-23
 KNIGHT, Wesley I. (Doc), (Springfield, 1935) — 1947-74
 LOLLAR, Alan (Miss. State, 1981) — Assistant, 1987-92
 LYSINGER, Ray (Eastern Illinois, 2008) — Assistant, 2013-16
 MOORE, Jeffrey (Ole Miss, 1992) — Assistant, 1994-97
 MULLINS, Leroy (Eastern Kentucky, 1965) — 1975-96, 1998-2003
 MULLINS, Tim (Ole Miss, 1991) — 1997-2011
 PETRONE, Jo Jo (Vanderbilt, 1980) — Assistant, 1982-86
 PLUMMER, Jared (East Carolina, 2004) — Assistant, 2009-11
 REINHARD, Herb (Valdosta State, 2012) — Assistant, 2021
 SCHWARTZ, Lynnette (East Carolina, 1988) — Assistant, 1990-91; 1993-97
 SINGLETARY, Shannon (Ole Miss, 1995) — 2004-21
 STEINHAUS, Tim (Lindenwood, 2000) — Assistant, 2007-08
 STUART, Jack (Alabama, 1939) — 1940-41

ATHLETIC TRAINERS

ALDERMAN, Jessie (Ole Miss, 1938) — 1945-46
 BEEMAN, Leslie (New Mexico State, 1981) — Assistant, 1992
 BOEHLER, George (Doc), (Washington State) — 1935-38
 COLEMAN, Larandust (West Alabama, 2004) — Assistant, 2007-20
 FLETCHER, Spence (Ole Miss, 1990) — Assistant, 1993-94

EQUIPMENT MANAGERS

BARNES, Blake (Ole Miss, 1979) — 1979-95
 CRAIN, Ken (Ole Miss, 1996) — 2005-23
 DAGGETT, John (Delta State, 1968) — 1974-78
 ROSS, John (Ole Miss, 1995) — 1996-2004
 SANDERS, Wm. H. "Billy" "Nub", (Ole Miss, 1952) — 1951-73

HEAD COACHES COMPOSITE RECORDS

| Year(s) | Head Coach(es), Alma Mater | G | W | L | T | Pct | PF | PA |
|---------------|---|-----|-----|----|----|------|-------|-------|
| 2020-22 | Lane Kiffin, Fresno State | 36 | 23 | 13 | 0 | .639 | 1,265 | 1,036 |
| | <i>Kiffin Bowl Record, 1-2</i> | | | | | | | |
| 2017-19 | Matt Luke, Ole Miss | 36 | 15 | 21 | 0 | .417 | 1,120 | 1,167 |
| 2012-16 | *Hugh Freeze, Southern Miss | 36 | 11 | 25 | 0 | .306 | 2,089 | 1,577 |
| | <i>Freeze Bowl Record, 2-1</i> | | | | | | | |
| 2008-11 | #Houston Nutt, Oklahoma State | 44 | 18 | 26 | 0 | .409 | 1,361 | 1,284 |
| | <i>Nutt Bowl Record, 2-0</i> | | | | | | | |
| 2005-07 | Ed Orgeron, Northwestern State | 35 | 10 | 25 | 0 | .286 | 584 | 862 |
| 1998-2004 | David Cutcliffe, Alabama | 68 | 40 | 28 | 0 | .588 | 1,951 | 1,636 |
| | <i>Cutcliffe (With Bowl Record, 4-1)</i> | | | | | | | |
| 1995-98 | Tommy Tuberville, Southern Arkansas | 44 | 24 | 20 | 0 | .545 | 890 | 943 |
| | <i>Tuberville (With Bowl Record, 1-0)</i> | | | | | | | |
| 1994 | Joe Lee Dunn, Chattanooga | 11 | 4 | 7 | 0 | .364 | 246 | 205 |
| 1983-93 | Billy Brewer, Ole Miss | 121 | 64 | 54 | 3 | .541 | 2,482 | 2,431 |
| | <i>Brewer (With Bowl Record, 3-2)</i> | | | | | | | |
| 1978-82 | Steve Sloan, Alabama | 55 | 20 | 34 | 1 | .372 | 1,080 | 1,350 |
| 1974-77 | Ken Cooper, Georgia | 44 | 21 | 23 | 0 | .477 | 666 | 779 |
| 1947-70; 1973 | John H. Vaught, TCU | 245 | 180 | 53 | 12 | .759 | 5,856 | 2,622 |
| | <i>Vaught (With Bowl Record, 10-8)</i> | | | | | | | |
| 1971-73 | Billy R. Kinard, Ole Miss | 24 | 15 | 9 | 0 | .625 | 551 | 386 |
| | <i>Kinard (with Bowl Record, 1-0)</i> | | | | | | | |
| 1946 | Harold (Red) Drew, Bates | 9 | 2 | 7 | 0 | .222 | 76 | 144 |
| 1938-45 | Harry J. Mehre, Notre Dame | 66 | 39 | 26 | 1 | .598 | 1,153 | 875 |
| 1930-37 | Ed. L. Walker, Stanford | 83 | 38 | 37 | 8 | .506 | 1,199 | 945 |
| | <i>Walker (With Bowl Record, 0-1)</i> | | | | | | | |

| Year(s) | Head Coach(es), Alma Mater | G | W | L | T | Pct | PF | PA |
|---------|--------------------------------------|----|----|----|---|------|-----|-----|
| 1925-29 | Homer Hazel, Rutgers | 46 | 21 | 22 | 3 | .489 | 666 | 620 |
| 1924 | Chester Barnard, Missouri Teachers | 9 | 4 | 5 | 0 | .444 | 36 | 142 |
| 1922-23 | R. A. Cowell, Illinois | 20 | 8 | 11 | 1 | .425 | 168 | 328 |
| 1919-21 | R. L. Sullivan, Missouri Normal | 24 | 11 | 13 | 0 | .458 | 501 | 346 |
| 1917-18 | C. R. (Dudy) Noble, Mississippi A&M | 10 | 2 | 7 | 1 | .250 | 88 | 269 |
| 1915-16 | Fred Robbins, Vanderbilt | 17 | 5 | 12 | 0 | .294 | 179 | 522 |
| 1913-14 | William Driver, Missouri | 20 | 11 | 7 | 2 | .600 | 250 | 205 |
| 1912 | Leo De Tray, Chicago University | 8 | 5 | 3 | 0 | .625 | 127 | 100 |
| 1909-11 | Dr. N. P. Stauffer, Penn. University | 27 | 18 | 7 | 2 | .704 | 427 | 113 |
| 1908 | Frank Kyle, Vanderbilt | 8 | 3 | 5 | 0 | .375 | 99 | 125 |
| 1907 | Frank Mason, Harvard | 6 | 0 | 6 | 0 | .000 | 6 | 195 |
| 1906 | T. S. Hammond, Michigan | 6 | 4 | 2 | 0 | .667 | 71 | 64 |
| 1903-04 | Mike Harvey, Auburn | 11 | 6 | 4 | 1 | .590 | 219 | 145 |
| 1902 | Daniel S. Martin, Auburn | 7 | 4 | 3 | 0 | .571 | 121 | 46 |
| 1901 | William Shibley, Virginia | | | | | | | |
| | Daniel S. Martin, Auburn | 6 | 2 | 4 | 0 | .333 | 34 | 129 |
| 1900 | Z. N. Estes, Jr., Virginia | 3 | 0 | 3 | 0 | .000 | 5 | 30 |
| 1899 | W. H. Lyon, Yale | 7 | 3 | 4 | 0 | .429 | 44 | 47 |
| 1898 | T. G. Scarborough | 2 | 1 | 1 | 0 | .500 | 18 | 16 |
| 1896 | J. W. Hollister, Michigan | 3 | 1 | 2 | 0 | .333 | 24 | 28 |
| 1895 | H. L. Fairbanks, Bowdoin | 3 | 2 | 1 | 0 | .667 | 24 | 28 |
| 1894 | C. Clark, Tufts | 7 | 6 | 1 | 0 | .857 | 120 | 48 |
| 1893 | Dr. A. L. Bondurant, Hampden-Sydney | 5 | 4 | 1 | 0 | .800 | 120 | 28 |

*Freeze had a 39-25 record (3-1 bowl record) before wins were vacated due to NCAA ruling
 #Nutt had a 24-26 record before wins were vacated due to NCAA ruling

ALL-TIME LETTERMEN

A

Abdo, Nicholas, QB, 1927
 Abide, Gary, LB, 1989-90-91-92-93 (co-c)
 Ables, Christopher R. (Chris), Mgr., 2013
 Ables, W. Wayne, mgr., 1980
 Abrams, Alan J., RB, 2004
 Aby, Huilette F., 1896
 Acker, Elijah K. (Eli), OL, 2020-21-22
 Actis, Corey J., C, 2006-07
 Adamcik, Rich, OT, 1986; OG, 1987
 Adams, Billy Ray, FB, 1959-60-61
 Adams, John C., C, 1909-10-11-12 (c)
 Adams, Kelly C. (Chris), WR, 2008
 Adams, Lawrence A., Jr., QB, 1992-93; SS, 1995; HB, 1996 (co-c)
 Adams, Robert O. (Tiger), E, 1952-53-54
 Adams, Seth H., QB, 2006-07
 Adams, Winfred C., sub-RG, 1908-09
 Adeboyejo, Quincy O., WR, 2013-14-15-16
 Ainsworth, Stephen Gregory, TB, 1970-71-72
 Akin, Wm. E. (Dooley), FB, 1921-22-23-24
 Albarracin, Matthew Christian, DB-K, 2007
 Albritton, Sam, DT, 1984
 Aldridge, John B., DT, 1968-69-70
 Aldridge, Walter P. (Bo), T, 1962-63-64
 Alexander, Alishma R., TB, 1997
 Alexander, Charles H., Jr., mgr., 1972
 Alexander, George E., E, 1920-21
 Alexander, Jud, OG, 1983-84; OG-C, 1985
 Alexander, Raymond M., DE, 1974
 Alford, Anthony, DB, 2014
 Alford, John Warner, LG, 1958-59-60 (co-c)
 Alford, Josh, video, 2003-04
 Alford, Neil H., TE-OG, 1995
 Allen, Charles B., FB-QB, 1923-24-25
 Allen, Elmer D., ST, 1969; DT, 1970-71
 Allen, Floyd A., WR, 2017-18
 Allen, Herman E., FB, 1971-72-73
 Allen, Ferbia L., Jr., TE, 2009-10-11-12
 Allen, John Franklin, G, 1981-82-83 (co-c)
 Alliston, George B., G, 1966
 Alliston, Vaughn S., Jr. (Buddy), LG, 1953-54-55 (c)
 Altmeyer, William L. (Luke), QB, 2021-22
 Ambrose, J.R., SE, 1984-85; FL, 1986-87
 Ames, Charles F., C-T, 1901-02
 Amos, Dwayne, WR-DB, 1988; RB, 1989; CB, 1990-91-92
 Amsler, Guy, G, 1920
 Anderson, Cephus, C, 1913-14; 1916 (c)
 Anderson, Charlie A., DE, 2000-01-02-03 (co-c)
 Anderson, Deontay, DB, 2016
 Anderson, James N. (Hoss), FB, 1958-59-60
 Anderson, Justin A., DB, 2015
 Anderson, Ryder P., DE, 2017-18-19-20
 Anderson, Vernon, mgr., 1941
 Anding, Eli K., WB, 1994; UB, 1995; LB-UB, 1996; FB, 1997
 Andrews, Stacy D., OL, 2003
 Angel, Gabe J., TE, 2017-18
 Applewhite, Austin H., E, 1925-26-27 (c)
 Arceneaux, Colby D., DB, 2007
 Armour, LaMark B., DE, 2005; 2007; DT, 2009-10
 Armstead, Jason E., WR, 2001-02
 Armstrong, Crowell H., LB, 1969-70-71
 Armstrong, George W., T, 1923-24
 Armstrong, James H. (Jamie), WR, 1998-99-2000-01
 Armstrong, Johnny, DB, 1981-82-83-84
 Armstrong, Tyji, TE, 1990-91
 Armstrong, William D., Jr. (Billy), DE, 2003
 Arnette, J.W., T, 1944
 Arnold, John Wes, Jr., mgr., 1966
 Arnold, Robert P., LB, 1972; DE, 1973-74
 Arrington, Perry, C, 1988-89
 Ashford, Andre L. (Andy), trainer, 1972
 Ashley, Tyrone, SE, 1989; FL-DB, 1990; RB-DB, 1991
 Ashlock, Alex A., LB, 2017
 Aston, Vernon (Monk), C, 1935-36-37
 Aultman, Todd, mgr., 2008
 Austin, Kent, QB, 1981-82-83-84-85

Austin, Oliver A., mgr., 1910
 Autrey, Winkey, C, 1937-38-39
 Avery, John E., RB, 1996-97 (co-c)
 Ayers, Chris, mgr., 1989
 Ayers, Richardson, C, 1908
 Ayodele, Iroko T., DB, 2003-04

B

Bacon, Jeff, LB, 1984-85-86
 Bagwell, C.J., T, 1917-18
 Bagwell, Michael W. (Mike), WB, 1970
 Bah, Alahje, mgr., 2017-18
 Bailless, Robert R. (Bob), LB, 1971-72-73
 Bailey, Darone, OL, 2013
 Bailey, James, TE 1993
 Bailey, Jay Alan, LB, 1978
 Bailey, Robert A. (Bob), 1963
 Bailey, Robert W., M, 1966-67-68 (co-c)
 Bailey, William Jason, trainer, 1997-98; video, 1999-2000-01
 Baker, Jerry E., FB-RHB, 1954-55-56
 Baker, Mark M. (Mitch), DT, 1997; OG, 1998
 Baker, Zikerrion K., LB, 2018-19-20-21
 Baldwin, Randy, RB, 1989-90
 Ball, John H., HB, 1914; 1916
 Ball, Warren N. (Bo), E, 1958-59-60
 Baltz, Shane M., mgr., 2010-11
 Bane, Bob, mgr., 1977
 Bangura, Abdulai T. (Abdul), DB, 2012
 Banks, Nathaniel S. (Nate), DB, 2004-05-06-07
 Banks, Tyler M., LB, 2022
 Barber, John T., RH, 1954
 Barbour, Calvin C., Jr., HB-QB 1919-20-21-22 (c)
 Barfield, Kenneth A., T, 1950-51
 Barker, Reuben A. (Rube), T, 1911-12
 Barkley, Samuel Ross, WR, 2000-01-02
 Barkley, William Donald, LE, 1955; 1957
 Barlow, Bobby, trainer, 1985-86
 Barlow, T. Michael, TB, 1974
 Barnes, Blake, mgr., 1977
 Barnes, Phillip E. (Gene), DT, 1996-97
 Barnett, Eddie Lee, G, 1967
 Barrett, Dillon J., TE, 2015
 Barry, Wm. T. (Bill), FLK, 1971-72
 Barron, William P. (Will), mgr., 2001
 Bartling, McNeil (Doby), QB, 1934-35
 Basham, Wm. Earl, T-G, 1959-60-61
 Baskin, John Frank, DT, 1969
 Bass, Ian Y., RB, 1999; RB-LB, 2000
 Bass, Robert C., K, 2005
 Bates, G.C., RT-LG, 1905-06
 Bates, Sam, video, 2018-19
 Batten, H.C., FB, 1926
 Battiste, Chris, OG, 1992
 Battle, Miles C., WR, 2018-19; DB, 2020-21-22
 Baumsten, Herb, QB-FB, 1935-36-37
 Beandland, Gayle C., QB, 1898-99; 1902
 Beasley, Alyssa, trainer, 2008
 Beatty, Edwin M., C, 1951-52-53 (c)
 Beck, Drake A., WR, 2018-19
 Beck, John Robert, LB, 1976-77
 Beck, John W., III (Johnny), video, 2001-02
 Beckett, B.B., LE, 1901-02
 Beckett, George B., LE, 1900
 Beckett, Richard C., Jr., RE, 1905
 Beddenfield, Marcus, E, 1934
 Bedingfield, Wm. Ray, C, 1963-64-65
 Bell, Daniel II (Danny), DB, 2003
 Bell, James Brandon, WR, 2015
 Bell, Jeffrey D., trainer, 1980
 Bell, Jonathan (Jon), FB, 1992; DE, 1993
 Bell, Justin L., OL, 2012-13-14-15 (co-c)
 Bell, Tim, trainer, 1980-81-82
 Bello, German M., OL, 1999-2000-01
 Bender, Charles A., FB, 1913-14
 Benedetto, Benjamin M. (Ben), FB, 2008
 Bennett, Bryon L., DL, 2011-12-13-14
 Bennett, Gardner, G, 1937
 Bennett, James K. (Bo), DE, 1996; FB, 1997

Bennett, Preston (Pep), QB, 1940-41; 1946
 Bennett, Tony (Gator), DE, 1986; NG, 1987; OLB, 1988-89 (co-c)
 Bentley, Marshall C., G, 1929
 Bentley, Ulysses IV, RB, 2022
 Benton, Robert Hollis, RT, 1958-59-60
 Benvenuti, Joseph D., DT, 1974
 Berger, Andrew J. (Andy), WR, 1994
 Bermudez, Derek A., DB, 2020; 2022
 Bernacchi, Robert, T, 1940-41-42
 Bernard, Dave, FB-HB, 1934-35-36
 Berry, Lance, K, 1992
 Berry, O.L., mgr., 1925
 Berry, Ontario, DB, 2012-13
 Berry, Ryan, mgr., 2003
 Berryhill, Herman, E, 1934
 Besselman, Jim, OG, 1986; OT, 1987
 Bethay, Kenneth Lee, trainer, 1980; 1982
 Bettis, Jeffery A. (Adam), TE, 1996-97-98-99
 Bevil, Scott, mgr., 1988
 Biddle, RaTavious A. (Taye), WR, 2002-03-04-05
 Bidgood, Charles S., C, 1947-48
 Biggers, Neal B., HB, 1929-30-31 (c)
 Bigham, C.S., sub., 1908
 Bigham, Justin G., FB, 2011-12; TE, 2013
 Bilbo, G.W., E-G, 1931-32-33
 Bilbo, J.P., G, 1935-36-37
 Bilbrew, Damon A., WR, 1995-96
 Bilbro, John Wilson, mgr., 2014
 Biles, George Lacey, HB, 1924-25-26
 Billings, Darron, FB, 1988; RB, 1990-91 (co-c)
 Bing-Dukes, Detric, LB, 2016-17-18
 Bingham, Dwight, DE, 1982-83-84
 Binkley, Lesley H. III (Les), K, 1999-2000
 Bisbing, Willard, LH, 1938
 Bishop, Clarke D., E, 1949
 Bishop, Smith, T, 1913-14
 Bivens, Quentin B., DE, 2018-19-20-21
 Black, Willis W., HB, 1954
 Blackwell, Anse, E, 1938
 Blackwell, Bernard, LG, 1944-45-46-47
 Blair, Earl E., LHB, 1952-53-54-55
 Blair, George L., LHB, 1958-59-60
 Blair, Wiley S., sub., 1905
 Blake, Justin C., DE, 1999-2000
 Blake, Kent A., trainer, 1978
 Blake, Walter G., RG, 1893-94
 Blakemore, Robert E. (Bob), DE, 1980-81; DT, 1983-84 (co-c)
 Blalack, Charley, mgr., 1956
 Blalack, John W., QB, 1954-55-56
 Blanchard, Reginald, mgr. (video), 1997
 Blanchard, Travis K., DB, 2000-01-02-03
 Blankenbaker, R.H., HB-G, 1926-27-28
 Bledsoe, Trey, WR, 2014-15-16-17
 Blount, Clayton, HB, 1946
 Blount, Joseph L., LB, 1967-68-69
 Blount, Kenneth Lloyd, S, 1970
 Boatman, Johnny, FB, 1985-86
 Boatright, Benjamin T. (Ben), K, 2003
 Bogard, Harold, E, 1935
 Boggan, Rex Reed, RT, 1949-50; 1954
 Bolden, Brandon M., RB, 2008-09-10-11 (co-c)
 Bolden, Saud Paul, DT, 1997
 Bolin, Treva (Bookie), RG, 1960-61
 Bonds, Eldridge D. (Bubba), WR-Holder, 1993-94-95
 Bonds, William A. (Tony), G-C, 2002-03-04-05
 Bonham, Vince, C, 1988-89
 Bonner, Antonious D., FS, 1993-94
 Bontrager, Thomas, trainer, 1984-85
 Bookout, B.E., HB, 1917
 Boone, James T. (Pete), C, 1970-71-72
 Boone, Michael L., DT, 1996-97-98-99
 Booth, Carl C., III (Cliff), MG, 1968
 Booth, Thomas Daniel, DL, 2001-02-03-04
 Boothe, R.V., sub., 1893
 Boucvali, Lawrence X. IV (Lex), WR, 2022
 Bouldin, Daronte L., OL, 2014-15-16-17
 Bounds, Wayne Stanley (Stan), QB, 1973; 1975
 Bourdeaux, R.H., sub., 1893

Bourne, Robert, G, 1961
 Bournes, Kendrick M. (Ken), LB, 2003
 Boutwell, George, C, 1928-29-30
 Boutwell, Jeffrey C. (Jeff), WR, 1995-96-97
 Bowen, B.C., RT, 1898
 Bowen, John H., Jr. (Buddy), QB, 1946-47-48
 Bowen, John H., III (Bo), TB, 1967; FB, 1968-69 (co-c)
 Bowen, Mark Sutton, SE, 1976
 Bowens, Tim, DT, 1993
 Bowers, Christopher (Chris) L., DE, 2005-06-07-08
 Bowers, Samuel H., QB, 1919
 Bowie, Idarrious (D.D.), DB, 2017
 Bowles, Wallace C., T-G, 1929-30-31
 Bowman, Gayle, HB, 1955
 Boyce, Benjamin (Ben) J., C, 2005
 Boyce, Boykin, G, 1944-45
 Boyce, Dan R., Jr., OG, 1983; LB, 1984-85
 Boyd, Danny, CB, 1989-90-91-92
 Boyd, Lucas, mgr., 1953
 Boyd, Robert C. (Bobby), QB, 1962
 Boykin, A.L. (Showboat), HB-FB, 1949-50-51
 Boykin, McKinley, DL, 2002-03-04-05
 Boyles, Jonas E., Mgr., 2013
 Bozeman, James Michael, DL, 2002-03-04-05 (co-c)
 Braddock, William D. (Dusty), DT, 1999-2000-01
 Bradley, Bruce E., LB, 1949-50
 Bradley, Kimble, QB, 1936-37-38 (c)
 Brady, T.P., LT, 1893
 Braithwaite, Joshua D., DB, 2005
 Brandon, Gary, mgr., 1978
 Brandon, Ronnie, mgr., 1980
 Brasher, Kristopher L. (Kris), trainer, 1995
 Brashier, Rodgers, G, 1952-53-54
 Brassell, Nickolas (Nick) J., WR-DB, 2011
 Braun, Tobias J., OL, 2022
 Brazley, Eugene W., RB, 2014-15-16-17
 Breaux, Lionel D. Jr., WR, 2007-08-09-10 (co-c)
 Breedlove, Kyndrich M.H., CB, 2021-22
 Breisch, Kiersten, trainer, 2019-20
 Breland, Hugh Gregory, P, 1973-74
 Breland, Jesse J., FB-HB, 1912-13
 Breland, R.Q., mgr., 1923
 Brenner, George, FB, 1950-51-52
 Brent, Zachary (Zack) E., OL, 2009-10
 Brents, Darrel, C, 1944
 Bressler, Arthur (Art), Jr., OG, 1971-72-73
 Brewer, Brett, P, 1984
 Brewer, Derek O., DB, 1980
 Brewer, Grady, FB, 1945
 Brewer, Jack, E, 1944
 Brewer, Joe, G, 1982-83; LB, 1984; NG, 1985
 Brewer, Johnny Lee, RE, 1957; 1959-60
 Brewer, Homer E. (Billy), DB-QB, 1957-58-59
 Breyer, Alex, G, 1934-35-36
 Brice, Alundis, FS, 1991-92; CB, 1993; CB, 1994 (co-c)
 Bridgers, David I., C, 1946-47
 Bridgers, David I., Jr., C, 1968; WG, 1969-70
 Bridgers, Lloyd M., mgr., 1975
 Bridges, James T., E, 1951-52
 Bridges, Roy, QB, 1917 (c)
 Bridges, Tony, CB, 2015-16
 Briggs, Charles E., mgr., 1924
 Brinkley, Lester, DT, 1985-86-87-88
 Brister, Fred E., III, LB, 1968-69-70
 Brister, Herndon, FB, 1930
 Brister, Thomas S., RE, 1961
 Britt, Alvin, C-G, 1931-32-33
 Britt, Marc A., WR, 2020
 Britt, Oscar, G, 1940-41-42
 Broadway, James M. (Jim), P, 2012
 Broeker, Nicholas M. (Nick), OL, 2019-20-21-22
 Brooks, Jamarcus, mgr., 2018-19
 Brooks, Jimmy R., TE-DL, 2002; TE 2003-04-05
 Brooks, Mason B., OL, 2022
 Broussard, Joe, T, 1965
 Brown, Allen E., DE, 1962-63-64 (co-c)
 Brown, Alton, LT, 1971-72
 Brown, Arthur (A.J.), WR, 2016-2017-18
 Brown, Bralon J., WR, 2021-22
 Brown, Bryan T., DB, 2003-04-05-06

ALL-TIME LETTERMEN

Brown, Burkes, OT, 1991-92
 Brown, Carter, HB, 1952
 Brown, Cam, mgr., 2020-21
 Brown, Chad, DL, 1991-92 (co-c)
 Brown, Chelavez, C. (Chief), DB, 2012-13-14-15
 Brown, Colon, HB, 1929-30
 Brown, Dean, SE, 1983; 1985
 Brown, Ernest H., S, 1970; SLB, 1971
 Brown, Fadol C., DE, 2014-15-16
 Brown, Fred, G, 1946
 Brown, Jakivuan A., OLB, 2020-21
 Brown, Jerry G., T, 1959-60-61
 Brown, Johnny L., DB, 2007-08-09-10 (co-c)
 Brown, Josh, mgr., 2006-07
 Brown, Markevious C., CB, 2021-22
 Brown, Matthew D. (Matt), TE, 2013-14-15
 Brown, McCarthy B. (Mac), P, 2017-18-19-20-21
 Brown, Melvin A., RB, 1979; CB, 1980-81-82
 Brown, Michael D., OL, 2010
 Brown, Patrick, LB, 1982-83-84-85
 Brown, Raymond L., QB, 1955-56-57
 Brown, Renard T., FB, 1992-93; DE, 1995 (co-c)
 Brown, Stuart T., WR, 1995-96-97
 Brown, Terrell T., DT, 2011; OL, 2012
 Brown, Tim, OG, 1988-89 (co-c)
 Brown, Timothy B. (Ben), OL, 2018-19-20-21
 Brown, Titus, FL, 1986
 Brown, Tony, OLB, 1990-91
 Brown, Troy D., LB, 2022
 Brown, Whitney, trainer, 2004-05-06
 Brown, Wm. Van, WB, 1967; KS, 1968
 Brownlee, Vincent, WR, 1990-91
 Brownlee-Cantrell, Whitney, trainer, 2003
 Bruce, John, QB, 1944-45
 Brumfield, Lamar T., LB, 2007-08-09
 Brunetti, Barry B., QB, 2011-12-13
 Bryan, Wesley K., P-K, 2004
 Bryant, Darrell H., mgr., 1999-2000
 Bryant, Serderius, LB, 2011-12-13-14
 Bubrig, Eric S., C-OT, 1995-96
 Buchanan, John P., DE, 1974
 Buchanan, Oscar E., T, 1944
 Buchanan, Oscar W. (Red), QB-LB, 1946-47-48
 Buchanan, Brooks R., QB, 2014-15
 Buchhalter, Brandon R., WR, 2022
 Buckles, Douglas M. (Doug), OG, 2001-02-03-04 (co-c)
 Buford, Detarius K. (D.K.), RB, 2015-16-17-18
 Bullard, Tyler, video, 2016
 Bullock, Kentrel L.D., RB, 2020-21-22
 Buntin, R.R., G, 1915-16
 Burdette, Quintavius M., DB, 2012-13-14-15
 Burford, Cecil, trainer, 1983-84
 Burgess, Derrick L., DT, 1997; DE, 1998-99-2000 (c)
 Burgess, G. Bentley, DE, 1980
 Burke, Charles G., Jr., LE, 1955; 1957
 Burke, Jack, HB, 1931-32
 Burke, Webster W., C, 1924-25-26 (c)
 Burke, Robert O., Jr., WT, 1969-70; QT, 1971
 Burkhalter, Charles Stephen (Steve), DT, 1971-72-73
 Burleson, Charles, T, 1952
 Burnnett, Andrew E. (Drew), WR, 2022
 Burnett, Harvey, QB, 1930
 Burnett, W.D. (Dump), T-G-FB, 1927-28-29 (c)
 Burns, Carlos B., mgr., 2001-02-03
 Burns, Tanner J., DB, 2012
 Burns, Willie, CB, 1977-78
 Burrow, Cory G., SP, 2001
 Burrow, John D., DB, 1979-80-81; FS, 1982
 Burton, Pierce W., OL, 2012-13
 Busch, William K. (Billy), LB, 2013-14
 Bush, Alan L., ST, 1965-66-67
 Bush, Bill, OG, 1989; DL, 1991
 Buster, Christopher C. (Chris), mgr., 2000-01-02
 Butler, George H., LG, 1900
 Butler, James N. (Jim), G, 1944
 Buys, Mark Talbot Jr., OL, 2014-15-16
 Byrd, Ronard K. (Rocky), QB, 1949-50-51

C

Caccamo, Dan, SS, 1977-78-79
 Cadden, Blake C., trainer, 2010-11
 Cadden, Kelsey, trainer, 2014
 Cage, Charlie, Jr., DT, 1976-77-78
 Cagle, Brian, DT, 1988; DE, 1989; DT, 1990
 Cagle, Robert, OG, 1987
 Cahall, William C., QB, 1911
 Cain, George, FS, 1977
 Cain, Thomas E. (Trace), trainer, 2011
 Cairnes, George H., sub., 1899-1900
 Caldwell, David, FS, 1985; SE, 1987
 Caldwell, James T., LG, 1950-51-52
 Caldwell, Lilton Terry, LB, 2015-16
 Caldwell, M.F., T, 1917
 Calhoun, Bill, trainer, 1984-85
 Calicchio, Lawrence R. (Lonny), P-K, 1994-95
 Callahan, Lindy T., HB, 1949-50-51
 Callan, Erin G., trainer, 2011
 Calvert, Billy A., LB, 2001
 Campbell, Chance D., LB, 2021
 Campbell, David, DB, 1977
 Campbell, Eugene P., RG-mgr., 1898 (c), 1899
 Campbell, Henry A., G, 1948
 Campbell, James L., Jr., OL, 2003-04
 Campbell, Jeff, T, 1982-83
 Campbell, J.W., FB, 1916
 Campbell, Keith L., CB, 1992-93-95; SS, 1994
 Campbell, Todd C., WR, 1999
 Campbell, Trace R., TE, 2022
 Campbell, Tyler R., P, 2009-10-11; 2013
 Campbell, William Mike, E, 1945
 Camponova, Joseph F., KS, 1980
 Cannon, Anthony E. (Tony), RB, 1996-97-98
 Cannon, Glenn D., S, 1967-68-69 (co-c)
 Cannon, Zachary H. (Zac), mgr., 1998-99-2000
 Cantrell, James L., OT, 1975
 Cantu, Lorenzo (Herkey), OG, 1992
 Cantu, Nicholas E. (Nic), OL, 2018
 Capello, Harry, C, 1940
 Carlisle, Wm. Todd, mgr., 1968
 Carlson, Cully, E, 1935
 Carlton, John, DT, 1985; 1987
 Carmichael, Sidney J., DE, 1993-94
 Carnes, Robert Lee, E, 1916
 Carney, A.B., QB, 1918-19
 Carpenter, Charles W. (Chuck), OG, 1971
 Carpenter, Preston Caswell, TE, 1969; DE, 1970-71
 Carpenter, Carol, WB, 1967
 Carr, Oscar E, 1914
 Carruth, Bert, FS, 1991-92
 Carruth, Lester, G, 1932-33-34
 Carter, Fred S., LG-T, 1909-10-11
 Carter, Jacob A., WR, 2018-19
 Carter, Jeff, DB, 1988; FS, 1989-90-91 (co-c)
 Carter, Mark, trainer, 2006-07
 Carter, Raymond, G, 1965
 Carter, Raymond, trainer, 2022
 Carter, Sam P., G-C, 1929-30
 Carter, W. Spinks, C, 1901
 Carwell, Augustus J., OL, 2000-01
 Case, Harry, E, 1956
 Casey, Johnathan C., OG, 1994-95-96
 Casper, Raymond, QB-HB, 1931-32-33
 Castle, C.E., HB, 1945
 Castle, Lee, FB, 1941
 Castle, Richard, HB, 1945
 Caston, Hunter B., SS, 1996
 Caston, Lester B. (Brent), TB, 1964; M, 1965-66
 Causey, J.B., LT-G, 1909-10-11
 Causey, Jimmy, S, 1971; QB, 1972
 Cavin, Jack Ottis, RE, 1958
 Chamberlain, D.H., LH, 1904
 Chambers, Justin (Chase), trainer, 2015
 Chambers, Nick, mgr., 2022
 Champion, James E., HB, 1957-58-59
 Champion, Wm. L. (Billy), LE, 1960; 1962
 Chandler, Johnny, LB, 1970-71-72
 Chandler, Kyle, RH, 1899

Cheatham, Jack, G, 1945
 Childers, Charles, P, 1987-88-89-90
 Childres, Robert D., HB, 1952-53
 Childs, Gregory L. (Greg), DT, 1994-95
 Chisholm, Charles P., TB, 1964
 Chisolm, Richard, P, 1991-92
 Christian, Charles D., Jr., RH, 1907
 Christian, Terrence W., OG, 1975; OT, 1976-77-79
 Chumbler, Brent S. (Shug), QB, 1969-70-71
 Chunn, Clifton B. (Cliff), Jr., DHB, 1968
 Churchwell, Hanson (Bull), RG-T, 1957-58
 Cistrunk, Ashanti D., LB, 2019-20-21-22
 Clair, Logan T., OL, 2010
 Clancy, Lakendrick T. (Kendrick), DT, 1998-99 (tri-c)
 Clapp, Robert P., QB, 1899
 Clark, Bobby L., OG, 1982-83-84-85
 Clark, Charles III, DB, 2003-04-05-06
 Clark, James H., T, 1944; 1947-48-49
 Clark, Marcus R. (Mark), FLK, 1976
 Clark, Roger Lamar, DB, 1981-82-83
 Clark, Shawn C., WR, 2001
 Clark, Wesley F. (Wes), mgr. (video), 1997
 Clarke, Joshua P. (Josh), LB, 2018
 Claxton, Benjamin Z. (Ben), C, 1999-2000-01-02 (co-c)
 Claxton, Jonathan M. (Jon), RB, 2002
 Clay, Wm. F. (Bill), WB-DHB, 1963-64-65
 Cleveland, Chuck, TB, 1985; FB, 1986-87
 Clingan, Jason L., FS, 1996-97
 Clippard, Richard F., OG, 1973-74; MG, 1975
 Clowney, Demon T., DE, 2020-21-22
 Coates, David Patrick, QB, 1976-77
 Coatney, Josiah J., DT, 2017-18-19
 Cobb, Seth A., video, 2009
 Cobb, Shawn, LB, 1987-88-89-90 (co-c)
 Coburn, Devon K., DT, 1995; OT, 1996-97
 Cohen, Marcus E., OL, 2005-06-07
 Cohen, Sollie, FB, 1925-26-27
 Cohn, Abye A., HB, 1901; 1903-04
 Cohn, Henry L., RG-Mgr., 1909-10-11-12
 Coker, Wm. H. (Billy), WG, 1968-69-70
 Cola, Christopher W., OG, 1995; DT, 1996
 Cole, Alfred Lee, LB, 1980-81-82-83
 Cole, Eddie Lee, LB, 1975-76-77-78
 Cole, Milton R. (Hoppy), NG, 1980; G, 1981-82
 Cole, Ryan, trainer, 1997
 Cole, Spencer P., P, 2018-19
 Cole, William A., WR, 2009
 Coleman, Clifton (Cliff), DB, 2011-12-13-14
 Coleman, Dennis F., DE, 1968-69-70 (co-c)
 Coleman, Kem T., LB, 1974-75-76-77
 Coleman, Khari A., LB, 2022
 Coleman, Pat, FL, 1988-89 (co-c)
 Coleman, Patrick A., mgr., 2008-09
 Coleman, Ronald Justin, DB, 1998-99-2000-01
 Coleman, Roy, FLK, 1977; QB, 78-79
 Coley, James, DL, 2018
 Collette, Allen, G, 1914-15
 Collier, Antonio (Tony), FS, 1992; CB, 1993
 Collier, James W., 1895
 Collier, John Brooks, DT, 1969
 Collier, O.E., HB 1926
 Collier, Terry Lee, QB, 1967
 Collier, William C., sub., 1893
 Collins, Dehendret D., DB, 2012-13
 Collins, Dudley, mgr., 1931
 Collins, Leon C. (Chris), WR, 2000-01-02-03 (co-c)
 Colquett, Marilou, Trainer, 2017
 Colquitt, Carter D., OL, 2020-21
 Commiskey, Charles E. (Chuck), C, 1977; 1979; OG, 1980
 Conerly, Cecil L. III (Tank), mgr., 1977
 Conerly, Charles A. (Charlie), LHB, 1942; 1946-47 (c)
 Conlee, Clint, OT, 1990-91-92-93 (co-c)
 Conley, Christopher B. (Chris), P, 2011-12-13
 Conn, Abe H., FB, 1898; 1901
 Conner, Antonio (Tony), DB, 2013-14-15-16
 Conner, Clyde R., T, 1902; 1906
 Conner, Edgar E., RT, 1901
 Conner, Jarod D. (Snoop), RB, 2019-20-21
 Conroy, James, HB, 1944

Contatesi, Richard A. (Richie), WR, 2009-10
 Conyers, Robert M., OL, 2013-14-15-16
 Cook, Casey, trainer, 1997-98
 Cook, Jason D., FB, 2005-06-07-08 (co-c)
 Cook, Richard, HB, 1925
 Cook, Steven Chad, LB, 1997-98-99-2000
 Cook, William Henry, FB, 1893-94 (c)
 Cooley, Octavius, TE, 2016-17-18-19
 Cooper, Allan, trainer, 1993
 Cooper, Charles, T, 1945
 Cooper, Fahn, OL, 2014-15
 Cooper, Harold, LG, 1956-57-58
 Cooper, Jason, trainer, 1999-2000
 Cooper, Joshua M. (Josh), DE, 2000-01-02-03
 Cooper, Kevin J., P, 1996-97
 Cooper, Kyle M., LE, 1907
 Corral, Matt A., QB, 2018-19-20-21
 Core, Cody D., WR, 2012-14-15; DB-WR, 2013
 Cornell, Jonathan X., LB, 2006; 2008-09-10 (co-c)
 Corroero, Van Sam, OG, 1973-74
 Costa, Caden P., K, 2021
 Cothren, Jennings Paige, FB, 1954-55-56
 Cottam, Chris C., OT, 1978-79-80 (co-c)
 Counce, Ellis, video, 2019-20-21
 Courtney, Marvin, RB, 1990-91-92-93
 Cowington, Louis J., DB, 2012
 Cowan, John Kuhl, RT, 1893-94
 Cowan, R.C., RT, 1901
 Coward, Charles B., LB 1967
 Cowart, E.M., E, 1917-18-19 (c)
 Cox, LeDarius C., DL, 2019-20
 Cox, Owen E., G, 1950
 Cox, Peyton, OL, 2018-19
 Craddock, Benjamin A. (Ben), P-H, 1998-99-2000
 Craddock, Tyler J., LB, 1996
 Crain, Charles K. (Ken), mgr., 1994-95
 Crain, Milton, C, 1956-57-58 (co-c)
 Crain, Sollie M., T-G, 1921-22-23-24
 Crawford, Edward S. (Eddie), III, LHB, 1954-55-56
 Crawford, Frank N., DB, 2010-11-12
 Crawford, James A., RG, 1946-47-48-49
 Crawford, Othar A. Jr., LG, 1947; 1949-50-51 (c)
 Creekmore, Rufus H., T-C, 1918-19-20 (c)
 Creel, Jennifer, trainer, 1997
 Crespino, Robert (Bobby), RHB, 1958-59-60
 Crisman, William O., LH, 1900-01-02
 Critz, F.A., Jr., RH-LH, 1900; 1902
 Crocker, W. David, TE, 1974
 Cromer, Drew, mgr., 2022
 Crook, G.W., FB, 1920
 Crook, Jerry, HB, 1945
 Crosby, William F. (Buddy), HB, 1961-62
 Crowder, Talbert T., 1937
 Crowe, Dorman, C, 1938
 Crull, Luther P. Jr. (Putt), MG, 1968
 Cruz, Jonathan L., K, 2022
 Cull, Nicholas I. (Nick), S, 2022
 Cummins, Anthony, trainer, 1997
 Cunningham, Jalen M., OL, 2019-20-21-22
 Cunningham, Julian D. (Doug), TB, 1964; WB, 1965; TB, 1966 (co-c)
 Cunningham, James W., LH-sub., 1905-06
 Cunningham, Stephen Vincent (Steve), RB, 1981; CB, 1982; FL, 1983; CB, 1984
 Curd, H.P., mgr., 1919
 Curland, Marvin, FB, 1946
 Curlee, F.M., RG, 1900
 Curtis, Chester, HB, 1932-33-34
 Curtis, E. Maxwell (Max), Mgr., 2013
 Curtis, J.E., HB, 1915
 Curtis, Shawn L., DE, 2016-17
 Cushman, Preston A., OL, 2022
 Custis, Montrell, DB, 2016-17-18

D

Dabbs, Willis N. (Woody), RE, 1960-61-62
 Dale, Roland H., C, 1945; T, 1947-48-49 (c)
 Dalton, Andy, trainer, 1988-89-90
 Dalton, Anthony D. (Tony), DT, 1979-80; G, 1981-82

ALL-TIME LETTERMEN

Daly, Jerome, HB, 1942
 Daniel, Joshua I. (Josh), trainer, 1997-98-99-2000-01
 Daniel, Lakevias D., DB, 2020
 Daniels, Jerry S., E, 1958-59-60
 Daniels, Marcus L. Jr. (MJ), S, 2021-22
 Dantzler, Larry D., LB, 1974-75; DE, 1976; LB, 1977
 Darby, Al, trainer, 1982
 Darnell, John, QB, 1987-88-89 (co-c)
 Dart, Jaxson C., QB, 2022
 Dasher, Vernon, Jr., DB, 2018-19
 Davenport, Butch, DB, 1985; CB, 1986-87; FS, 1988
 David, Sincere W., DT, 2018; 2020
 Davidson, J.W. (Wobble), E, 1939-40-41 (co-c)
 Davidson, P.G., E, 1919-20
 Davis, Andrew (Drew) H., QB, 2015-16
 Davis, Cary Joe, mgr., 2011-12
 Davis, Carlos M., RB, 2012; CB, 2013, 2015-16
 Davis, Curtis Reed, LE, 1961-62-63
 Davis, Derrick L., RB, 2007-08-09
 Davis, Edwin D., T, 1929-30
 Davis, Enrique A., RB, 2008-09-10-11
 Davis, Frank, HB, 1945
 Davis, Frank Oliver, RHB, 1900
 Davis, Harry, HB, 1949-50
 Davis, J.E., E, 1923-24
 Davis, John Kyle, mgr., 2011-12
 Davis, Kendall H., mgr., 2014
 Davis, Lee Andrew, CB, 1981; 1983-84
 Davis, Luke A., LB, 2015-16
 Davis, M. Lake, mgr., 2014
 Davis, Mark, mgr., 1983
 Davis, Paul, C, 1942; 1946
 Davis, Quamon D. (Qua), WR, 2021-22
 Davis, Richie, NG, 1986-87
 Davis, Robert T., 1924-25-26
 Davis, Shed H., T, 1921-22-23-24
 Davis, Steve, QB, 1990-91
 Davis, Thomas D., RH-sub., 1899, 1900
 Davis, Thomas L. (Tom), WR, 2000
 Dawson, D.A., HB, 1915
 Day, Charles E., T, 1940
 Day, Herman (Eagle), QB, 1953-54-55
 Day, William Glynn, LCB, 1976-77-78
 Dean, Charles W., 1945
 Dean, Guy D., FB, 1901-02
 Dean, Nikolas R., TE, 2018
 Dean, William J. (Joe), LT, 1962-63-64
 Dear, W.C., HB, 1913; 1915
 Dearie, Steven Patrick, TE, 1981
 Deaton, Daniel B. (Penny), SE, 1969
 DeFoor, Jack P., OL, 2017
 DeLoach, Vicente E., DE, 2005-06-07
 Denmark, Eric T., 1983-84
 Dennis, Chris, mgr., 2003-04-05
 Dennis, Walter M. (Mike), TB, 1963-64-65 (co-c)
 Denny, Billy, TE, 1977-78-79
 Denny, Will C., LS, 2011-12-13-14
 Dent, Edward L., RG, 1903
 Dent, Robert K. (Kinhead), QB, 2019; 2021-22
 Dentley, Tony, FB, 1986
 Denton, Jalen, DB, 2020-21
 Desler, Jonathan L. (Jon), CB, 1993; 1995; FS, 1996
 De Steuben, Kate, video, 2020
 Dew, Cliff, C, 1990-91 (co-c)
 DeWeese, Pete, mgr., 2001; 2003-04
 Dickens, Luther (Curley), T, 1934-35-36
 Dickerson, Cecil R., HB, 1946
 Dickerson, David L., E, 1952-53-54
 Dickey, Bubba, LB, 1985-86-87; OG, 1988
 Dickson, Donald, RG, 1960-61-62
 Diley, Brian V., mgr., 1998-99
 Dill, John R. (Reggie), LB, 1970; DE, 1971-72 (co-c)
 Dill, Kenneth D. (Kenny), C, 1961-62-63 (co-c)
 Dillard, Wilson Jr., HB, 1950-51-52
 Dillingham, Bruce, Jr., DHB, 1965-66-67
 Dixon, Breon D., DB, 2017
 Dixon, Johnny, CB, 1990; SS, 1991-92-93 (co-c)
 Dodd, Allen P., LG-LT, 1902-03-04-05 (c)
 Dodson, Leslie, HB-FB, 1938-39-40
 Dodson, Mark A., RB, 2013-14

Donahue, Tyler, trainer, 2007-08
 Donnelly, Ross P., DT, 2015-16-17-18
 Dongieux, Paul A., LB, 1969-70-71 (co-c)
 Dorrah, Clinton E., G, 1913
 Dorough, Will, mgr., 2007-08
 Dorsey, Wayne D. II, DE, 2010-11 (co-c)
 Dossett, Horace T., 1938-39-40
 Dotson, Albert C., CB, 1976-77
 Dotson, Dewayne, LB, 1992-93 (co-c)
 Dotson, G. Kenneth, DT, 1980-81-82
 Dottley, John (Kayo), FB, 1947-48-49-50
 Doty, Arthur W., LH, 1960-61
 Dowdy, Luke, mgr., 2017
 Dowell, Wade, C, 1977
 Downing, Henry M., sub., 1903
 Doyle, L.A., 1918
 Drewry, Robert G., 1953-54-55
 Drummond, Dontario, WR, 2019-20-21
 Dubios, Finnegan, mgr., 2020
 Dubuisson, Gene H., C, 1953-54-55
 Duck, Charles E., G, 1955-56
 Duke, Jared N., OL, 2010-11-12-13
 Duke, John Gayle, QB, 1894
 Dunagin, Charles Ado, T, 1937-38-39
 Dunaway, James K. (Jim), RT, 1960-61-62
 Duncan, Derek, mgr., 1983-84
 Duncan, Sam, trainer, 1978
 Dunlap, William E. (Ted), trainer, 1998; 2000-01
 Dunn, Drew, Mgr., 2013
 Dunn, Perry Lee, QB, 1961; FB, 1962; QB, 1963
 Dunn, Ryan J., Mgr., 2013
 Dunn, Thomas, HB, 1931
 Durfey, Allan P., HB, 1918
 Dyer, Dylan A., TE, 2013; 2015
 Dykes, Jewell Kenneth, Jr., mgr., 1968

E

Ealy, Jerrion Z., RB, 2019-20-21
 Earnest, Josh E., video, 2004; 2006
 Eason, Cordera J., RB, 2006-07-08-09
 East, Cameron B. (Cam), OL, 2022
 East, F.J., G, 1915
 Easterling, Harvey Jay, KS, 1979
 Eastland, Antonio Martez, RB, 2010
 Easton, Mike, OT, 1989
 Eckers, Thomas, III, OL, 2005-06-07
 Edwards, Alex, mgr., 2018
 Edwards, Eddy, trainer, 1975
 Edwards, Trey, mgr., 2006-07
 Edwards, Xavier Omar, OT, 1995; OG-OT, 1996-97
 Elam, Shane F., DE, 1998-99-2000 (c)
 Ellis, Timothy L. (Tim), QB, 1974-75-76-77
 Elmer, Frederick W., RE-RH-mgr., 1900, 1901 (c), 1902, 1903 (c), 1904
 Elmer, James C., RT, 1906
 Elmore, James D. (Doug), QB, 1959-60-61 (co-c)
 Elmore, J.W., 1924
 Elston, Demontrae D. (Trae), DB, 2012-13-14-15
 Ely, James M. (Mike), mgr., 1974-75-76
 Embry, Joseph S. (Joey), OT, 1996
 English, Gino D., FLK, 1980-81-82
 Engram, Evan, TE, 2013-14-15 (co-c), 2016 (co-c)
 Enoch, Eugene S., QB-sub., 1900-01-02
 Enochs, W.B., C, 1926-27
 Epperson, Elijah (E.J.) J., TE-FB, 2009; FB, 2010-11; DE, 2012
 Epting, John Booth, HB, 1922
 Erickson, W.C. (Bill), T, 1946-47 (alt-c)
 Erves, Dale V., LB, 1979-80; FB, 1981
 Erves, James C., DT, 1979-80
 Erwin, Clay, DE, 1977; 1980-81
 Espy, Michael William A. (Mike), WR, 2002-03-04-05
 Estes, Herman Donald, mgr., 1964
 Estes, Terry, mgr., 1970
 Ethridge, Jay, mgr., 2014-15
 Etua, Daniel, trainer, 1997-99-2000
 Eubanks, Bill, LE, 1940-41
 Eubanks, Oscar G., 1921
 Evans, David L., NG, 1993; OG, 1994; DT, 1995-96

Evans, Guy E. (Butch), QB, 1974; DE, 1975
 Evans, Harrison, G, 1916
 Evans, J.P. (Joe), E-QB, 1912-13-14
 Evans, Lorenval D., Jr. (Donta), LB, 2017-18-19
 Evans, Victor L., DE, 2015-16-17-18
 Evans, Zach, RB, 2022
 Ewell, Todd, mgr., 1997-98

F

Fabris, Jon Michael, FS, 1976-77; CB, 1978-79
 Fabris, Robert Stratton, TE, 1975; SE, 1976-77
 Fagan, Julian W., III, P, 1967-68-69
 Fair, Davis L. (Deck), LG, 1901
 Fair, Davis L., Jr., 1936
 Fair, Frank L., LE, 1903
 Fair, Eugene L. (Gene), mgr., 1937
 Faniel, Alex D., TE, 2018
 Fant, Frank C., G, 1947-48-49
 Farber, Hap, SE, 1967; DE, 1968-69
 Farish, William S., RT-FB, 1899
 Farlow, Jared D., WR, 2019
 Farmer, C.E., G, 1918-19
 Farmer, Fred A., DHB, 1968-69-70
 Farmer, James J., T, 1966-67
 Farragut, Kenneth D., C, 1947-48-49-50 (c)
 Farrar, Donald H. (Don), QB, 1968; 1970
 Farris, Wm. J. (Bill), DE, 1973-74-75
 Faulk, Sara, trainer, 2018
 Fedric, Jones, mgr., 1932
 Feeley, Jacob F., C, 2015-16
 Feemster, J.H., T, 1919-20; 1922
 Fein, Antonio D. (Tony), LB, 2007-08
 Felts, Morris Leon, TB, 1968-69; SE, 1971
 Ferguson, David, trainer, 1988-89
 Ferguson, Troy M. (Huck), NG, 1993-94
 Ferrill, Charles C., 1931
 Ferrill, Charles B., RT, 1960
 Few, William R. (Will), LS, 2015-16
 Field, Richard J., HB, 1917
 Fields, Jimmy, NG, 1985
 Finger, William, G, 1915
 Finley, Allister E. (A.J.), DB, 2019-20-21-22
 Finley, James A., FB-QB, 1904-05
 Fischer, Daniel M. (Danny), FLK, 1976
 Fisher, Bobby F., LE, 1954-55
 Fisher, Lasilas Comone, DL, 1996-97-98-99
 Fisher, Ta'Boris L., WR, 1993; WB, 1994; HB, 1995-96
 Fitzgerald, Kyle G., video, 2009
 Fitzsimmons, Mike, NG, 1983; DT, 1984-85-86
 Flack, Jackie, LH, 1940-41
 Flakes, Everett, DB, 1984; SS, 1985-86
 Flatt, Ethan G., QB, 2004-05
 Fleming, Gordon W., Jr. (Rocky), RE, 1964; MM, 1965; WB, 1966
 Fletcher, Andrew D., K, 2013-14
 Fletcher, Ralph E., QB, 1912
 Fletcher, Robert J., E, 1947-48-49-50
 Fletcher, Spence, trainer, 1988-89
 Flournoy, Maurice L., HB, 1998; WR, 1999
 Flowers, Charles (Charlie), FB, 1957-58-59 (co-c)
 Flowers, Jesse, T, 1931-32-33
 Flowers, William R. (Bill), WR, 2001-02-03-04
 Follett, Michael J. (Mike), mgr., 1993-94-95
 Foose, Sam, E, 1935
 Forbes, George, trainer, 1988
 Ford, Artis, DL, 1990-91-92
 Ford, Cecil A., RT, 1961-62-63
 Ford, Jarvis K., Mgr., 2013
 Forester, Michael W., C, 1974; DT, 1975-76
 Fortson, Edward D. (Ed), DT, 1994-95
 Foster, John M., LE-RH, 1898-99-1900-01-02 (c)
 Foster, Willie, FLK, 1978
 Fountain, Michael A., CB, 1978-79-80
 Fountain, Kweisi J., DB, 2017-18
 Fourcade, John, Jr., QB, 1978-79-80-81
 Fourcade, Keith J., LB, 1979-80-81-82
 Fowler, Ronald M. (Ronnie), C-G, 1964-65-66
 Fox, Otis T., DE, 1995
 Fox, Quinn, mgr., 2020

Foxworth, W.L., QB, 1893
 Frame, J.S. (Buntin), DHB, 1965
 Franklin, Bobby Ray, QB, 1957-58-59
 Franks, Floyd W., SE, 1968-69-70
 Franks, Michael Dwayne, TB-SE, 1970; DHB, 1971
 Fraser, D.R., mgr., 1928
 Fratesi, Michael L. (Mickey), S, 1971; M, 1972; SS, 1973
 Freeman, W. Dalton, mgr., 2011
 Freightman, Phil, S, 1978-79
 French, Rufus J., TE, 1996-97-98
 Friedrichsen, Mark, T, 1982-83
 Frigo, Craig, OL, 2014
 Frishman, Leon B., mgr., 1967
 Frye, J.P., G, 1940-41
 Frye, William, FB, 1937
 Fryfogle, Bruce G. (Trey), WR, 2001
 Fuerst, Robert J., G, 1946; 1948-49
 Fulton, Lyman A., mgr., 1981
 Funderburk, Joe, T, 1915
 Furlow, Frank, QB, 1940

G

Gaddis, Jack T., HB, 1913
 Gaines, Corey J., DT, 2010; C-FB-DT, 2011; OL, 2012
 Gaither, Christy A., trainer, 2002
 Galey, Charles D., (Red) E, 1945-46-47
 Gallegos, Jordan J., WR, 2015
 Gallie, Gerald, OT-C, 1985, OT, 1986
 Garbutt, Aaron, DB, 2011; LB, 2012
 Gardiner, Sam, mgr., 2016-17
 Gardner, Thomas, mgr., 1938
 Gardner, William P., G, 1919
 Gardner, Wm. Douglas, G, 1932
 Garner, Ernest L., Jr. (Lee), FB, 1964; LB, 1965-66
 Garner, John C., Jr., DE, 1968
 Garner, Robert L. (Bobby), QB, 1976-77-78 (c)
 Garnett, C.L., 1895
 Garrett, Jeremy M., DL, 2004-05-06-07
 Garrett, Ryan, mgr., 2016-17
 Garrigue, Robert M., DHB, 1966-67-68
 Gartrell, J.E., LT, 1900
 Gary, Oscar Knox, Jr., LG, 1951-52
 Gates, DeMarquis L., LB, 2014-15-16-17
 Gates, Hunter, G, 1946
 Gates, Robert W., DE, 1997-98
 Gatlin, Todd E., KS, 1980-81-82
 Gazelle, J.J., HB, 1922
 Gebbia, Rich, TE, 1988-89
 Gee, Charles Thomas, LB, 2001
 Gelin, Edwin P., DB, 2004
 Genovese, Ross, OT-C, 1984-85
 George, Alonzo P., G-HB, 1917; 1919-20
 Gerards, Daverin A., OL-DL, 2006; C, 2008-09
 Gerrald, Albert L., Jr. (Bud), C, 1945; 1949
 Gibbs, Jerry D. (Jake), QB, 1958-59-60 (co-c)
 Gibson, E.B., 1895
 Gibson, Jonathan, OG, 1992
 Gibson, Michael L. (Mike), DL, 2002-03
 Gilbert, Kline, E-T, 1950-51-52 (co-c)
 Gill, Christopher W. (Chris), OL, 2012
 Gill, Daylen R., LB, 2020-21
 Gill, Virgil, T, 1932-33-34
 Gilliland, John L., DE, 1968-69-70
 Gilruth, I. Newton, LE-RT, 1899-1900
 Gipson, Malvin, TB, 1978; DB, 1979; TB, 1980-81
 Givens, Alexander R. (Alex), OL, 2016-17-18-19
 Gladding, Charles, E, 1939
 Gleeson, William T. (Will), P, 2014-15-16-17
 Glover, Will H., LH, 1947
 Gober, Oscar, 1921
 Godwin, Chauncey, DB, 1988; CB, 1989-90-91
 Goehle, Richard, RT, 1953-54-55
 Goethie, Andrew Lanier, LB, 1999-2000-01-02 (co-c)
 Goff, Rob, C, 1986-87
 Golsen, Austin, OL, 2013
 Golsen, Senquez D., DB, 2011-12-13-14
 Gonzalez, Michael Canning, mgr, 2010-11
 Goodloe, Willie, TB, 1984-85-86-87
 Goodwin, Arthur, LE, 1940

ALL-TIME LETTERMEN

Gordon, Craig, mgr., 1982
 Gordon, J. Otis, G, 1919
 Gordon, Jamond M., DT, 2021-22
 Gordon, Louis, LB, 1988; OLB, 1989; TE, 1990
 Gordon, Roger, FB, 1977
 Gourley, John J., trainer, 1991-92-93-94
 Graeber, Jerry B., SS, 1992; FS, 1993; FS, 1994 (co-c)
 Graham, B.L. (Country), E, 1936-37-38
 Graham, Darryl E., P, 1980-81-82
 Graham, Corey, D., CB, 1997
 Graham, Michael F. (Mike), SE, 1965
 Grandy, Jesse D., WR, 2009-10
 Grant, Dantarious Terrell, DB, 2010; WR, 2011-12-13
 Grant, Roy Oliver, OG-T, 1975; OG, 1976
 Grant, Uriah R., DT, 2011-12
 Grant, Walter G., K, 1993-94
 Grantham, James Larry, LE, 1957-58-59
 Graves, Joe E. (Jody), QB, 1965-66
 Graves, Sam Ervin, III, LB, 1966-67
 Gray, Brad, P, 1991-92
 Gray, Bradley J. (Brad), mgr., 2001-02-03
 Gray, Dabney, mgr., 1969
 Gray, J.P., mgr., 2003-04
 Gray, M. Tyler, DL, 2013
 Gray, Tony M., OL, 2018
 Green, Allen L., C, 1958-59-60
 Green, Brandon J., OL, 2008-09
 Green, Jae'Lawn, video, 2020
 Green, Jonathan, CB, 1991
 Green, Marcus, DT, 1982-83-84
 Green, Marcus K. (Marshall), WR, 2006-07-08-09 (co-c)
 Green, Norvin E., C, 1900
 Green, Randall W., P-K, 1996-97
 Green, Walter G., HB, 1912
 Green, Willie, WR, 1986-87; SE, 1988-89
 Green-Ellis, Benlarvus, RB, 2006-07
 Greene, James M., Jr., MG, 1979
 Greenich, Harley, HB-FB, 1940; 1942
 Greenlee, Max H., LT, 1964
 Greenlee, Phillip Murry, FS, 1973
 Greer, Hamilton (H.R.) R, FB, 2009-10-11; TE-HB, 2012
 Grefseug, Robert Leonard (Bob), DE, 1976-77-78
 Gregory, Demarcus A., WR, 2019-20
 Gregory, George H., Jr., E, 1958
 Gregory, John Andrew, OT, 1970-71-72
 Grice, Lashane T. (Shane), OL, 1998-99-2000
 Grier, Matthew C. (Matt), DB, 2001-02
 Griffin, J.A., HB-E, 1914-15
 Griffin, Malikia D., CB, 1994; 1996-97
 Griffin, Wade H., OT, 1974; TE, 1975-76 (co-c)
 Griffin, William K., III, KS, 1976
 Griffing, Glynn, QB, 1960-61-62 (co-c)
 Griffith, Casey P., K, 2019-20
 Griffith, Andrew K., LB, 2022
 Grigg, Jack Norwood (Woody), DT, 1979-80
 Gross, George Issac, DT, 2012-13-14-15-16
 Groves, Taylor A., S, 2022
 Gryder, Robert L., trainer, 1978
 Gunn, Lindsey, mgr., 1972
 Gunn, Joe L., RB, 1998-99-2000-01
 Gunn, Lundy R., TE, 1973-74
 Gunter, Bryant W., mgr., 2009-10-11
 Gunter, Bubba, OLB, 1988-89
 Gunter, George, FB-HB, 1932-33-34
 Guntharp, Matthew, trainer, 2013
 Guy, Louis B., WB, 1960-61-62 (co-c)
 Guyman, Corey J., Mgr., 2013

H

Haddock, James W., S, 1965; 1967
 Haik, Joseph Michel (Mac), SE, 1965-66-67 (co-c)
 Halbert, Frank R., RH-FB, 1960-61
 Hall, Bruce T.C., RB-QB, 2006; RB, 2007
 Hall, Gary S., SE, 1972; RCB, 1973; FS, 1974
 Hall, Hamilton I., OL, 2019-20-21-22
 Hall, J.J., 1921
 Hall, J.P., LT, 1899
 Hall, James S., LH, 1957-58-59
 Hall, Joe, DB, 1982-83

Hall, Linus Parker, HB, 1936-37-38
 Hall, Matthew M. (Matt), OL, 2011
 Hall, Wm. Whaley, LT, 1961-62-63 (co-c)
 Hamilton, Javien D., DB, 2017-18
 Hamilton, Josh, trainer, 2005; 2007
 Hamilton, Ryan W., LB, 1999-2000-01-02
 Hamilton, William F. (Bill), RCB, 1976
 Hamilton, Woodrow, DT, 2012-13-14-15
 Hamley, Douglas (Doug), T, 1946-47, 1948 (c); 1949
 Hamley, Stuart Douglas, Jr., TB, 1973
 Hampton, C.J., FS, 2014-15-16-17
 Hancock, Roger, SS, 1987; DB, 1988; SS, 1989; OLB, 1990
 Hand, Norman L., DT, 1993-94
 Handy, JeMichael, mgr., 2016-17
 Handy, JeMiller, mgr., 2018
 Handford, Jermaine A., trainer, 2001-02-03-04
 Hankins, David G., K, 2009-10
 Hanna, Otis D., 1928
 Hapes, Clarence, T-FB, 1934-35-36
 Hapes, Merle, FB, 1939-40-41
 Hapes, Ray, HB, 1935-36-37
 Haralson, M. Flint, G, 1912
 Harbin, Leon C. (Buddy), Jr., E, 1954-55-56
 Harbour, James E., SE, 1980-81; FL, 1982; 1984
 Harbuck, Sonny, OG, 1985-86-87
 Harden, Edwin D., Jr., mgr., 1973
 Hardin, Josh C., trainer, 1995
 Hardy, Greg M., DL-TE, 2006; DL-WR, 2007; DE, 2008-09
 Hardy, Wm. H., Jr., sub., 1903
 Harjes, Katherine E., trainer, 2001-02
 Harmon, Michael, FLK, 1979-80-81-82
 Harper, Anthony Keith (Tony), TE, 1981-82
 Harper, Brian, DL, 1991
 Harper, Everette L., E, 1945-46-47
 Harris, Andrew J., WR, 2008-09
 Harris, Anthony Wayne, Jr. (A.J.), 2018
 Harris, Antonio (T-Bird), TB, 1985
 Harris, Bobby A., OL, 2002-03-04-05
 Harris, Dan D. (Danny), Jr., DHB, 1971; 1973
 Harris, Darryl D., OL, 2004; C, 2005; OL, 2006-07-08
 Harris, David, DL, 1991-92-93
 Harris, George, E, 1952-53-54
 Harris, Gerald L., TE, 2008-09
 Harris, I.H., FB, 1912
 Harris, I. Harley (Pop), FB-T, 1913-14-15 (c)
 Harris, James E., FB, 1974-75
 Harris, Luther C. (Luke), DE, 1976
 Harris, Melvin T., WR, 2009-10
 Harris, Pete, LB, 1988-89-90-91
 Harris, R.S., mgr., 1916
 Harris, Tony, DB, 1988
 Harris, Wayne Stanley, WB, 1964
 Harris, Zxavian E., DT, 2022
 Harrison, Andre L., DE, 1996-97
 Harrison, Elvin Lee (Harry), S, 1971-72-73
 Harrison, Glenn D., MG, 1968
 Harrison, Lance R., TE, 1995
 Hart, Frank E., T, 1936-37-38
 Hart, Granville W., LH, 1950
 Harthcock, Billy Harold, WB, 1966-67
 Hartmann, Andrew J. (Andy), FB, 2006-07-08-09
 Hartsfield, Myles D., DB, 2016-17-18-19
 Hartsfield, William H. (Bo), TE, 2001-02
 Hartzog, Hugh Miller, Jr., MG, 1967-68; DT, 1969
 Harvey, Addison, LH, 1899
 Harvey, Fernando C., LT, 1976-77-78
 Harvey, Jamal D., DB, 2006
 Harvey, James B., RT, 1963-64-65
 Hatch, Johnny A., CB, 1974
 Hatchcock, Lance, DG, 1984-85; NG, 1986
 Hathorn, Samuel C., LE, 1909-10
 Havard, Gerald W. (Scooter), FB, 1969-70
 Havard, Richard J. (Rickey), TB, 1969-70-71
 Hawkins, Andrew J. (A.J.), OL, 2009-10-11-12
 Hawkins, James H. (Jimmy), OT, 1977-78-79
 Hawkins, Jakorey K., DB, 2018-19-20-21
 Hawkins, Jibran-Jimmie A. (JJ), DE, 2022
 Hawley, Mike, mgr., 1984
 Haxton, Richard Kenneth, QB-HB, 1909-10; 1912

Hayes, Wesley Adam, WR, 2004
 Haynes, Corvelli L., DE, 2004-05
 Haynes, Jonathan L. (Jon), DB, 2019-20
 Haynes, Kirk, HB, 1930-31-32
 Haynes, Lekenwic R., LB, 2009; DE, 2010
 Haynes, Marquis J., DE, 2014-15-16-17
 Haynes, Nicholas J. (Nick), TE, 2018-19; DL, 2020
 Hazel, Homer L. (Larry), G, 1939-40-41 (co-c)
 Hazel, William (Billy), T, 1939-40-41
 Head, Paul J., QB, 1993-94-95-96
 Heard, Grant O., WR, 1996-97-98; 2000
 Heard, Ronnie E., SS, 1996-97; LB, 1998; SS, 1999
 Heath, Kyirin A., TE, 2022
 Heath, Malik S., WR, 2022
 Hebert, Jordan H., DT, 2015-16-18
 Heidel, James B., S-QB, 1963-64-65
 Heidel, Herlan Ray, DHB, 1968-69-70
 Heidel, Roy E., LE, 1963-64-65
 Helow, George A., DB, 2008-09-10
 Hemphill, Archie W., T-G, 1927-28
 Hemphill, Robert E., HB, 1948-49
 Henderson, John Mark, mgr., 2006-07-08
 Hendrix, Robert E., Jr., WT, 1965; WG 1966; WT, 1967
 Hendrix, Steven M., TE, 1980; G, 1981; FB, 1983
 Henley, Tracy, trainer, 1982
 Henry, Antonio, LB, 1990
 Henry, Javious L. (JJ), WR, 2021-22
 Henry, Lakin A., LB, 2019-20-21
 Henry, Patrick, Jr., RE, 1898-99
 Henry, Robert B., OG, 1975-76
 Henson, Erwin D., E, 1916
 Hepfer, Jay, QB, 2002
 Herard, Claude D., DT, 1967-68-69
 Herman, Alvin J., DE, 1993-94
 Herman, Derrick F., DB, 2008-09; RB, 2010; WR, 2011 (co-c)
 Herring, Chris M., DL, 2004
 Herring, David, C, 1990-91
 Herring, Stephen C., G, 1979; C, 1980-81-82
 Herrington, Bart, C-E, 1931-32-33
 Herrington, John C., sub., 1903
 Herring, Jeff, LB, 1984-85-86-87 (co-c)
 Herron, Lee, trainer, 1991-92
 Hervey, Tony, DT, 1990
 Hess, Jonathan D., LB, 2018; TE, 2019-20-21-22
 Hester, S.D., G, 1929
 Hewes, Gaston, 1924
 Hibbler, Willie A., LB, 2016-17-18-19
 Hickerson, Robert Gene, RT, 1955-56-57 (co-c)
 Hickerson, Willie Wayne, RG, 1957
 Hickman, James E., OT, 1973; OG, 1974; OT, 1975
 Hickman, Kendrick T., OT, 1996-97
 Hicks, Michael B., WR, 2006-07
 Hicks, Reggie, RB, 2007; TE, 2008-09-10
 Hicks, Ricky Allen, TE, 1972; FS, 1975-76
 Hightower, C.C., sub., 1905-06
 Hill, Bobby, DB, 2013
 Hill, Jody, LB, 1990-91-92
 Hill, Ka'Darian J. (K.D.), DT, 2018-19-20-21-22
 Hill, Mario S., WR, 2002-03-04-05
 Hill, Spencer C., mgr., 1998-99
 Hill, Walter E. (Walt), HB, 1996; LB, 1997
 Hilton, Michael W. (Mke), DB, 2012-13-14-15 (co-c)
 Hindman, Stanley C., RG, 1963-64-65 (co-c)
 Hindman, Stephen H., TB, 1966-67-68
 Hines, Dexter D., LB, 1998
 Hines, Reid, WR, 1986-87; FL, 1988-89
 Hinkle, Robert Matthew (Matt), K, 2005
 Hinrichsen, Karl, mgr., 2008
 Hinton, Benjamin E., DE, 1975-76
 Hinton, Charles R., C, 1964-65-66 (co-c)
 Hinton, Cloyce M., KS, 1969-70-71
 Hitselberger, Michael (Mike), mgr., 2018-19
 Hitt, Billy, C, 1951-52
 Hobgood, James Anthony, FB, 2004
 Hobson, D.J., mgr., 2015-16
 Hodge, V. Deshay (Shay), WR, 2006-07-08-09
 Hofer, Paul D., FB, 1972-73-74-75 (tri-c)
 Hoff, A.S., HB, 1923-24
 Hoffman, Christian S., mgr., 1995-96-97

Hoffman, Daniel (Dan) G., FB, 2009
 Hogue, Greg, P, 1987-88-89
 Holcomb, Craig C., FB, 2004
 Holcombe, James B., OG, 1991-92; OG-OT, 1994
 Holden, Allison, trainer, 1992
 Holder, Jamie, FL, 1983; 1984 (co-c); 1985 (co-c)
 Holder, Jeffrey, SE, 1988-89-90
 Holder, Jordan K., WR, 2011-12-13
 Holder, Owen H., WT, 1968
 Holladay, Robert, TE, 1987
 Hollis, Andre T., WR, 1995
 Holloway, A.J., Jr., HB, 1960-61-62
 Holloway, Ernest D., E, 1913
 Holman, William O., RG, 1900
 Holston, John C., E, 1958
 Hool, H.M., T, 1920
 Hooker, Clyde, HB, 1944
 Hooker, Danny L., S, 1968-69-70
 Hooks, Lavon M., DT, 2013-14
 Hooper, William K., Jr. (Kinny), FB, 1979-80; LB, 1981; RB, 1982
 Hopkins, O.S., RG-FB, 1901-02
 Hopkins, Thomas J., RG-LT, 1902-03
 Hopson, Jay, FS, 1988; SS, 1989-90-91
 Horine, Kyle D., DB, 2011-12
 Horn, Jeffrey L., MG, 1968-69-70
 Horne, James H., LB, 1971; 1973
 Horne, Steve, mgr., 1985-86
 Horne, Tavarus L., DB, 2000; 2002; 2004
 Hoskins, Danny, OG, 1984-85-86-87
 Houchins, Larry, mgr., 1974
 Hough, Robert E., TE, 2004-05-06-07
 Householder, Eddy, LB, 1977-78-79
 Houston, Keith G., DB, 2003-04; TE, 2005-06
 Hovater, Nelson Owen, RT, 1964
 Hovious, John A. (Junie), HB, 1939-40-41
 Hovious, John W. (Bill), mgr., 1967
 Howard, Hayward J., 2006
 Howard, Jon, K, 1984-85
 Howard, Michael A., OL/TE, 2016-17-18-19
 Howell, Earl O. (Dixie), HB, 1947-48
 Howell, J.M., HB, 1920
 Howell, L.F., T, 1918
 Howell, Ray, Jr. (Buck), E, 1950-51-52
 Hoyd, William G. (Greg), LB, 1994
 Hubbard, Ethelbert J., LH, 1898
 Hubbard, Thomas Leon, LB, 1981-82-83
 Huddleston, Quinnis (Fuzzy), LB, 1983-84-85-86
 Hudson, Clark, 1979
 Huff, Earl, T, 1955
 Huff, Kenneth A., C, 1973
 Huff, Tim, trainer, 1978
 Huff, Walter W. (Bill), NG, 1980; SLB, 1981
 Huggins, Cleveland P., RT-FB, 1904-05-06 (c)
 Hughes, David, mgr., 1927
 Hughes, Devin Wayne, video, 2012-13
 Hughes, M. Chase, C, 2011-12; OL, 2013-14
 Hughes, Reginald D., LB, 2022
 Humphrey, Arthur W., RB, 1981; FB, 1982-83-84
 Humphrey, William R., G, 1950
 Hunsicker, Walker E., DE, 2000
 Hunt, Kevin, mgr., 1988
 Hunt, Nathan Bedford, mgr., 2010-11
 Hurst, William Otis, FB, 1955-56-57
 Hurst, Kevin, P, 1987
 Hutchins, Tahaya D. (Von), DB, 2000-01-02-03
 Hutchinson, James W., RE, 1898
 Hutson, Earl, FB, 1932-33-34
 Hutson, Ethan E., OL, 2012-13
 Hutson, Marvin L., C, 1934-35-36 (c)
 Hymel, Josh, mgr., 2022

I

Igbinosun, Aimuamwosa (Davison), CB, 2022
 Ingram, Forterrian D. (Fon), DB, 2007-08-09-10
 Ingram, James F., G-C, 1950-51-52 (co-c)
 Ingram, Kevin, LB, 1990-91
 Innocent, Doudow (Dou), RB, 1991-92; 1994-95 (co-c)
 Inzer, William H., B, 1929

ALL-TIME LETTERMEN

Ireys, Junius Taylor, HB, 1894
 Irvin, Todd, TE-OT, 1984; OT, 1985-86-87 (co-c)
 Irwin, Billy Carl, LE, 1962-63-64
 Iton, Isaiah I., DT, 2021-22
 Ivey, Jared G., DE, 2022

J

Jabour, Robert, QB, 1948-49-50
 Jackson, Abdul C., LB, 1991-92-93-94 (co-c)
 Jackson, Antionne, DT, 1979
 Jackson, Claude A. (Red), E, 1935-36
 Jackson, Damien D., DB, 2010-11
 Jackson, Dannis J., WR, 2019-20-21
 Jackson, Danny T., DB, 2005-06-07-08
 Jackson, Garrett, mgr., 2007-08
 Jackson, Jadon T., WR, 2019-20-21
 Jackson, Kenneth R. (Kenny), DT, 2000-01
 Jackson, Lucus K., trainer, 2010-11
 Jackson, Louis, DB, 1982
 Jackson, Richard, LB, 1984
 Jacobs, Brandon T., RB, 2002-03-04-05
 Jacobs, Doug, DT, 1988; DE, 1989; DT, 1990
 James, Edward Thomas, Jr., DHB, 1965-66-67
 James, Franda Demond, LB, 2000
 James, James Elwyn, FB, 1969
 James, Jeremy D., OL, 2019-20-21-22
 James, Jerome P., G, 1913
 James, Raymond L., LG, 1952-53-54
 Jansen, Danny, RB, 1980-81-82
 Janssen, William E. (Woody), OG, 1993-94
 Jarman, Junius, 1924
 Jarvis, Lewis Dewayne, TE, 1973-74
 Jeanes, Kenneth L., DT, 1974
 Jean-Louis, Markenston (Mark), OL, 2008-09
 Jefcoat, Gregg, OG, 1978-79
 Jefferson, Vanchi L. (Van), Jr., WR, 2016-17
 Jenkins, Brandon D., DE, 2004-05-06-07
 Jenkins, Eulas S. (Red), FB, 1946-47-48-49
 Jenkins, Robert L., QB, 1954
 Jenkins, Warren D., RE, 1957-58
 Jennings, David Sullivan, TB, 1962; 1964
 Jennings, Steve, QB, 1977
 Jennings, Thomas Wood, OT, 1975-76
 Jerkins, Dashaun M., S, 2022
 Jernigan, Arthur F. (Skip), Jr., SG, 1968-69-70
 Jernigan, Frank D., G, 1951-52-53
 Jernigan, Jordan T., WR, 2019-20-21
 Jerome, Scott, OT, 1993
 Jerry, John, OL, 2006-07-08-09 (co-c)
 Jerry, Peria E., DL, 2005-06-07-08 (co-c)
 Jiggits, Louis M., HB, 1917; 1919
 Johnson, Amani T., LB, 2018; 2022
 Johnson, Belton D., OL, 1999-2000-01-02
 Johnson, Brandon B., trainer, 1996-97
 Johnson, Brice F., QB, 2019
 Johnson, Cedric E., DE, 2020-21-22
 Johnson, Cashawndre L. (Shawn), LB, 1999-2000
 Johnson, Christopher (C.J.), DE-LB, 2011, 2015 (co-c); DE, 2012-13-14
 Johnson, Daren, FL, 1985; SE, 1986
 Johnson, Davion, OL, 2014
 Johnson, Deja, video, 2022
 Johnson, Desmon D., CB, 1999-2000-01-02
 Johnson, David E. (Eli), C, 2017-18-19
 Johnson, James L., C, 1901
 Johnson, Jerry L., DB, 2017
 Johnson, Joe C., E, 1944; 1947
 Johnson, John, DT, 1977-78-79
 Johnson, Josh, DB, 2015
 Johnson, Kerry C., DB, 2001; WR, 2002-03-04 (co-c)
 Johnson, Larry Leo, WB, 1961-62-63
 Johnson, Lawrence B., Jr., DT, 1974-75-77-78 (c)
 Johnson, Marcus A., OL, 2001-02-03-04 (co-c)
 Johnson, Martin M., RB, 2015-16
 Johnson, Rishaw K., OL, 2008-09
 Johnson, Rory, LB, 2006
 Johnson, Samuel E. (Sam), 2018
 Johnson, Travis T., DB, 2002-03-04-05
 Johnson, Tysheem T., S, 2021-22

Johnson, Yiman B. (Yahrek), DE, 1999; DT, 2000; DE, 2001; DT, 2002
 Johnson, Hal G., RT-RG, 1907-08
 Jones, Austin, mgr., 2016-17
 Jones, Benito J., DT, 2016-17-18-19
 Jones, Billy Ray, C-G, 1959-60-61 (tri-c)
 Jones, Broderick W., OL, 2004
 Jones, Casey L., mgr., 2011-12
 Jones, Chris, mgr., 2005; 2007
 Jones, David O. (D.J.), DT, 2015-16
 Jones, Derek D., CB, 1993-94-95-96 (co-c)
 Jones, Derrick, DB, 2013; DB-WR, 2014; WR, 2015; DB-WR, 2016
 Jones, Garland, RH, 1893
 Jones, Gary M., FS, 1975-76-77
 Jones, George F. (Buddy), WB, 1968-69-70
 Jones, Hermit, T, 1942
 Jones, Jacquoz O., LB, 2018-19-20
 Jones, Jason D., DE, 2010-11; DE-DT, 2012
 Jones, Jaylon T., CB, 2016-17-18-19-20-21
 Jones, Jerrell, QB, 1941-42
 Jones, Johnny E., Jr., DE, 1994; 1996-97
 Jones, Layton W., TE, 2010-11
 Jones, Lopaz, DE, 1985-86-87; OLB, 1988
 Jones, Matthew M. (Matt), RB, 2022
 Jones, Ryan, OL, 2003, 2005
 Jones, Rickey G., LB, 1999
 Jones, Robert H., G, 1928-29-30
 Jones, S.M., LG, 1901
 Jones, Steven D., trainer, 2011
 Jones, Walker W., III (Bill), TB, 1967; DHB, 1968-69
 Jones, Walker W., IV, WR, 1994; SS, 1995; LB, 1996-97 (co-c)
 Jones, William W., IV (Bill), mgr., 1995-96-97
 Jordan, Jalen J., DB, 2019-20-21
 Jordan, James, MG, 1976-77-78-79
 Jordan, Joel, OG, 1990-91-92-93
 Jordan, William Roberts (Bill), TE, 1970; FLK, 1972
 Joyce, Skipton, C, 1993-94; OT, 1995
 Joyner, Steve, TE, 1983-84-85-86
 Joyner, William Seth, LB, 1996-97
 Judd, Akeem D., RB, 2015-16
 Judkins, Quinshon A., RB, 2022
 Julius, Jalen J., CB, 2016-17-18-19
 Jumper, Zeke, E, 1927
 Juneau, Donald C., K, 1998
 Junen, Patrick A., OL, 2010-11-12-13

K

Kamara, David, DB, 2013-14
 Kanuch, Barry W., DE, 1978
 Karliner, Randy, QB, 1992
 Katzenmeyer, Fritz A., trainer, 1972
 Kauerz, Don, T, 1945
 Keaton, Grayson (Buster), G, 1921-22-23-24
 Keith, John B., OL, 1998
 Kellum, Keith, 1977
 Kelly, Casey C., TE, 2019-20-21-22
 Kelly, Chad P., QB, 2015-16
 Kelly, James A., FB-HB, 1951-52
 Kemp, E.D., mgr., 1935
 Kemp, Michael J., trainer, 2010-11
 Kempinska, Charles C., RG-T, 1957-58-59
 Kendall, Sam, C, 1915
 Kendrick, Larry D., Jr., DB-WR, 2004; RB-WR, 2005
 Kendrick, Bryan, DB, 2006
 Kennedy, Bryan G., DT, 1980; DE, 1981-82
 Kennedy, Kreg, mgr., 2006
 Kent, Phillip, OLB, 1988-89-90-91 (co-c)
 Kent, Robert W., mgr., 1972
 Keyes, Jimmy Elton, MG-K, 1965-66; LB-K, 1967
 Keys, Austin M., LB, 2020-21-22
 Keys, David A. (Davey) ("Norm"), trainer, 1993-94-95
 Khayat, Robert C. (Bobby), T-G-K, 1957-58-59
 Kiamie, Alexander J., III (A.J.), C, 2000-01-02
 Kidd, Tyler, video, 2007
 Kight, Joel J., LB, 2009-10-11-12
 Killam, John, T, 1944
 Killion, Curtis Bobby, C, 1996-97-98-99

Killion, Reed, LB, 1984-85
 Kilpatrick, Andrew J., Jr., trainer, 1974-75
 Kilpatrick, Wendell Terry, LB, 1972-73
 Kimbrell, Fred T., Jr., C-LG, 1961-62
 Kimbrough, Les, FLK, 1977-78
 Kimbrough, Orman L., LE-LH-mgr., 1902-03; 1905
 Kimbrough, Richard R. (Rick), FLK, 1973-74-75
 Kimbrough, Thomas C., C, 1893-94
 Kinard, Billy R., HB, 1952-53-54-55
 Kinard, Frank M. (Bruiser), T, 1935-36-37 (c)
 Kinard, Frank M., Jr., FB, 1962-63-64
 Kinard, George, G, 1938-39-40 (c)
 Kinard, Henry, G, 1938; 1940
 Kincade, DeVante P., QB, 2014-15
 Kincade, Robert, E, 1935-36-37
 King, Derek, OG, 1986-87; OT, 1988
 King, Derrick, LB, 1989-90-91-92
 King, Evan, video, 2019
 King, James, OG, 1986; OT, 1987; OG, 1988
 King, Kenneth A. (Kenny), LB, 1973; 1974 (tri-c); 1975 (tri-c)
 King, LaKedrick D., DB, 2013-14
 King, LeRon, LB, 2006
 King, Michael L. (Mickey), C, 1969-70
 King, Perry Lee, KS, 1968-69
 King, Reagan L., P, 1997-98-99-2000
 King, Stark H., DE, 1966
 Kinnebrew, Earl, RT, 1909-10
 Kirk, Robert Dixon, E, 1918
 Kirk, Ken H., FB-C, 1957-58-59 (co-c)
 Kirk, Robert D. (Bob), DE, 1976
 Kisner, Donald W. (Donnie), mgr., 1978
 Kitchen, Boyd T., OT, 1993-94-95; OT-C, 1996-97
 Kitchens, Donald Scott, SLB, 1976-77
 Knapp, C.E., HB, 1927-28
 Knight, Chris D., DB, 2001-02
 Knight, John L., WR, 1994
 Knight, Tylan, RB/DB, 2018; RB, 2019-20; DB, 2021
 Knight, William R. (Bob), DHB, 1969; TB, 1970-72
 Knott, David J., FS, 1994-95 (co-c)
 Knox, Baxter N., LT, 1908
 Knox, Dawson A., TE, 2016-17-18
 Knox, Luke F., LB, 2018-19-20; TE, 2021
 Knox, Ike C., LH-RH, 1907-08 (c)
 Knox, Jalen R., WR, 2022
 Knox, William W., III, (Wally), DB, 1979-80-81-82
 Kohn, Germaine, WR, 1991-92
 Koon, Glen M. (Matt), OL, 1999; OL-C, 2000-01
 Kota, Charles U. (Chuck), OG, 1975-76
 Kozel, Chester, LT, 1939-40-41
 Kramer, Larry E., TB, 1972-73-74
 Kreitz, Broc P., RB, 1994; LB 1995-96 -97
 Krell, Doug, C, 1944
 Kretschmar, Wilson P., E, 1896
 Kroeze, John, P, 1986
 Kyzer, Sam, HB, 1929-30

L

Laird, Charles D., FB, 1960
 Laird, Dewitt, C, 1928
 Lake, R.H., HB, 1918-19
 Lamar, Chadwick, LS, 2015
 Lamar, John T. III (Trey), RB, 2002
 Lamar, Wayne Terry, LG, 1959-60
 Lambert, A.C. (Butch), Sr., mgr.-trainer, 1948
 Lambert, Franklin T. (Frank), P, 1962-63-64
 Lambert, George R., T, 1946
 Lancaster, Joshua W. (Josh), LB, 2012
 Landrum, Germain E., DE, 2001-02
 Landrum, Lloyd S. (Solomon), LS, 2021
 Lane, Paul John (Skip), Jr., QB, 1980; CB, 1981; RB, 1982
 Lane, Robert D., QB, 2004; QB-RB-TE, 2005; TE-FB-HB, 2006; TE-HB, 2007
 Langford, Jennifer, mgr., 2006-07
 Langley, Carl Edward, III (Hoppy), KS, 1976-77-78-79
 Langston, Thomas E., T, 1950
 Lanter, Lewis R., LE, 1961-62
 Lantrip, Billy, OG, 1985
 LaPorte, Jotham, trainer, 2003-04-05
 Larmour, Chase, video, 2003
 Laurent, Farrell Ted, DL, 2007-08-09-10
 Lavinghouze, Robin C., KS, 1976-77
 Lavinghouze, Steven M., KS, 1972-73-74-75
 Lawrence, Jared C., LS, 2021-22
 Lawrence, Richard T. (Dick), OT, 1973; 1974 (tri-c); 1975
 Lawton, Pat, HB-mgr., 1929-30
 Lea, Jim, trainer, 1985-86
 Lear, James H., QB, 1950-51-52
 Lear, Jim, QB, 1977-78-79
 Leathers, Don Wayne, OT, 1971; 1972 (co-c)
 Leathers, W.S. (Dr.), mgr., 1902-03
 Leavell, Leonard, RG-LG, 1907-08-15
 LeBlanc, Allen Michael, DE, 1969-70-71
 Lee, Alonzo Church, FB, 1908-09-10
 Lee, Brian, K, 1989-90-91-92
 Lee, Charles, trainer, 2003-04
 Lee, Greg, TE, 1986-87
 Leftwich, Frank M., E, 1921-22-23
 Leftwich, George J., FB, 1912
 Leggett, Chuck, trainer, 1978
 Lenhardt, John, FB, 1937
 Lentjes, Fred W., C, 1959-60-61
 Lentz, Jim, DT, 1988; NG, 1989-90-91
 Leonard, Deane, DB, 2020-21
 Lester, Brian K., LB, 2001-02-03-04
 Lester, Victor, OLB, 1989; NG, 1990
 Letson, Ronald I. (Ronnie), HB, 1996; WR, 1998-99
 Levenson, Chris, RB, 2001
 Lewis, Carl, LB, 1980; DE, 1981-82-83
 Lewis, Keith, LB, 2011-12-13-14
 Lewis, Kendrick, WR, 2006; DB, 2007-08-09 (co-c)
 Lewis, Robert Q. (Bob), II, C, 1976-77 (co-c)
 Lewis, William Irvin (Buddy), C, 1966
 Liggins, Jeremy D., TE-QB, 2014; TE-OL, 2015; OL, 2016
 Lillibridge, David B., E, 1916
 Lilly, Lawrence II, TE, 2003-04-05-06
 Lilly, Sale T., HB, 1926-27
 Lilly, T.J., HB, 1926
 Lindsay, Derrick, FS, 1986-87
 Lindsay, Everett, OT, 1989; OG, 1990-91; OT, 1992 (co-c)
 Lindsey, Stephen K. (Steve), K, 1993; 1995-96-97
 Lindstrom, Ricky, LB, 1984
 Linton, Armani R., DB, 2016-17; RB/DB, 2018; DB, 2019
 Linton, Henry, Jr., T, 1951-52-53
 Little, Gregory L. (Greg), OL, 2016-17-18
 Little, Jamie Ray E., 1964
 Little, Robert (Robbie), WR, 1991
 Lloyd, Donald J., TE, 1978-79-80
 Lockard, Walter W., sub., 1893
 Lockett, Kentrell J., DL, 2007-08-09; 2011 (co-c)
 Lockhart Jr., Danny J., LB, 2022
 Lodge, DaMarkus D., WR, 2015-16-17-18
 Lofton, Harol, HB-FB, 1951-52-53
 Logan, Dameion, RB, 1991-92-93
 Logan, Easton, mgr., 2022
 Logan, Ja'mes I., WR, 2010-11-12-13
 Logan, Caleb L. (Luke), K, 2017-18-19-20
 Longest, Christopher C., LG, 1898-99-1900
 Lorio, Franz, C, 1990-91-92-93
 Lott, Billy Rex, RH, 1955-56-57
 Lott, Lee, OT, 1988-89-90
 Lotterhos, George T., DE, 1968-69-70
 Loudenmilk, Beth, trainer, 1997-98-99-2000
 Lovelace, Kent E., HB, 1957-58
 Lovelady, Matthew, LB, 1980; DT, 1981; DE, 1982-83
 Lowe, Rodney, DT, 1985-86-87-88
 Lowery, Michael Z., FS, 1992-93; SS, 1994; LB, 1995
 Lucas, Jacarious S., WR, 2007; 2009
 Lucas, Kenyatta C. (Ken), WR, 1997; CB-WR, 1998-99; CB, 2000
 Lucas, Patrick F., DT, 2019-20
 Lucas, Thomas Edwin, RG, 1962; LT, 1964-65
 Luke, Matthew B. (Matt), C, 1995-96-97-98 (co-c)
 Luke, Thomas C. (Cale), WR, 2015-16-17
 Luke, Tom, QB, 1989-90-91
 Luke, Tommy, DHB, 1964-65-66
 Lumpkin, John, G, 1916
 Lyell, G. Garland, mgr., 1897

ALL-TIME LETTERMEN

Lyerly, Frank G., mgr., 1921
 Lyles, Sam, G, 1938-39
 Lyles, Luke, mgr., 2020-21
 Lynch, Jay, mgr., 2003-04-05
 Lyons, Kenneth J., Jr., QB, 1971; 1973-74

M

Mabry, Ed L., E, 1929
 Mack, Brandon D., OLB, 2020; 2022
 Mackey, Randall S., QB, 2011; RB-WR, 2012
 MacNeill, John B., C, 1973-74-75
 Macon, Travis, OL, 2001
 Maddox, John Cullen, RE, 1963-64-65
 Maddox, Milton Roland, trainer, 1959
 Madre, John G., 1934-35-36
 Magee, Anthony J., DB, 1997-98-99-2000
 Magee, Robert M. (Mike), WG-SG, 1965-66-67
 Magee, Thomas Nakia, CB, 1994-95-96
 Magee, William T. (Tommy), MM, 1969-70
 Mageo, Rommel A., LB, 2016
 Magruder, John M., QB-RH, 1901-02
 Majure, Toby, HB, 1946
 Malone, Tywone E., Jr., DT, 2021-22
 Malouf, Wm. A. (Bill), SE-QB, 1972-73; QB, 1974
 Mangum, Ernest G. (Pete), FB, 1951-52-53
 Mangum, Kristofer T. (Kris), TE, 1994-95-96 (co-c)
 Mann, Ben F., T, 1946-47
 Mann, William, HB, 1937-38
 Manning, Elisha Archibald (Archie), III, QB, 1968-69-70 (co-c)
 Manning, Elisha Nelson (Eli), QB, 2000-01-02-03 (co-c)
 Manship, Doug J., FB, 1911
 Markow, Gregory D., DE, 1972-73-74
 Markow, Peter J., Jr., CB, 1972-73; SS, 1974
 Markuson, Elliot B., TE, 2014; LB, 2015-16-17
 Marry, Michael D. (Mike), LB, 2010-11-12-13
 Marshall, Austin, video, 2020
 Marshall, Wm. D. (Bill), OG, 1973-74
 Martin, Bobby, SE, 1986-87
 Martin, Carlton J., DT, 2011-12-13; TE-OL, 2014
 Martin, John W., LB, 2012-13
 Martin, Van, HB, 1924-25
 Masin, Fraser J., P, 2022
 Mask, James E., LE, 1950-51-52
 Masoli, Jeremiah, QB, 2010
 Mason, James P., OT, 1972-73-74
 Mason, Zaccheus M. (Z), TE, 2010
 Massengale, Kent, HB, 1937-38
 Massengale, Marc B., C, 1978-79; OG, 1980
 Massey, D. Brian, trainer, 1997-98-99
 Massey, Charles Patrick, HB, 1949; mgr., 1951
 Massie, Bobby B., OL, 2009-10-11
 Mathers, I'vavius V., RB, 2012-13-14
 Mathews, Brishen C., DB, 2010; 2012-13
 Mathews, Bryce J., OL, 2017-2018-19
 Matkins, Zachary H., mgr., 2010-11
 Matthews, A.D., SS, 1986-87
 Matthews, Elmer William (Bill), Jr., WB 1965-66-67
 Matthews, James R., FB, 1952
 Matthews, William L., sub., 1898
 Mattina, Rodney A., LG, 1962-63-64
 Maxwell, Harold L., LE, 1949-50-51
 May, A. William (Bill), DT, 1972-73
 May, Christopher R. (Chris), OG, 1992-93-94-95
 May, Doug, trainer, 1970
 May, Jerry L., LG, 1951-52
 Mayfield, Charles R., FB, 1917
 Mays, Brian, NG, 1990-91-92-93
 McAllister, Dulymus J. (Deuce), RB, 1997-98-99-2000 (c)
 McAllister, Gerald, TB, 1987-88; CB, 1989
 McAlpin, Harry Keith, OT, 1975; OG, 1976-77-78
 McAlpin, Rickey, NG, 1978
 McAnally, Jonathan D., trainer, 1996-97
 McBride, Trumaine, L, DB, 2003-04-05-06
 McCain, Robert, E-HB, 1944 (c); 1945 (c)
 McCall, D.A., FB-QB, 1915-16
 McCall, E.F., C-G-E, 1911-12-13 (c)
 McCall, John W., RT-RH, 1908-09-10 (c)

McCann, Thomas M. (Tommy), HB, 1959
 McCardle, Chris, P, 1993
 McCaulla, Michael E., trainer, 1976
 McCay, David A., WB, 1994
 McCay, Jim, FL, 1990
 McClarty, W.H., G, 1918
 McClendon, Ronald D., RB, 2002-03
 McClure, Wayne L. (Mac), LB, 1965-66; DE, 1967
 McClure, Worthy P., ST, 1968-69-70
 McCluster, Dexter M., WR, 2006-07; WR-RB, 2008-09 (co-c)
 McCool, Robert A. (Slick), FB, 1952-53-54
 McCoy, James R., OL, 2004, 2006
 McCraney, James, E, 1966
 McCrary, Conrad, Jr., DB 1979; LB, 1980
 McCray, Emmanuel R., OL, 2010-12-13
 McCrory, Chris, trainer, 2007
 McDaniels, Bennie O., G-E-HB, 1918-19-20-21
 McDonald, Quentin, DT, 1977-78-79-81
 McDonald, W. Percy, FB, 1907; RE, 1909
 McDonnell, Augustus H., LH, 1906
 McDowell, Andrew, mgr., 2006-07-08
 McDowell, Garrauld D., DE, 2015-16-17
 McDowell, James R., sub., 1898-99
 McDowell, Ronald Brent, DB, 1998
 McElroy, Brian, DB, 1984
 McElroy, H.S., E, 1918
 McFarland, Ben, sub-LE, 1898; 1900
 McFarvey, John P., OL, 1998; 2000
 McGee, Buford, TB, 1979-80-81-82-83 (co-c)
 McGee, Jeremy C., DB, 2008-09-10
 McGee, William C. (Carlisle), K, 1998-99
 McGowan, David E., DT, 1993-94; DE, 1995
 McGraw, Robert (Bob), DT, 1977
 McGreger, Jim Christopher (Chris), trainer, 2001-02
 McIntosh, James T., RG, 1899
 McIntyre, Reece J., OL, 2019-20-21-22
 McKaskel, Jerry D., HB, 1955
 McKay, Henry Earl, G, 1954-55-56
 McKay, Rush, LT, 1960-61
 McKellar, Frank Monroe, S, 1970; 1972
 McKellar, George, mgr., 1958
 McKellar, Milton Lane, mgr., 1965
 McKey, Noel Keith, DE, 1971; LB, 1972
 McKibbens, Thomas R., Jr., C, 1968
 McKinney, Bob L., T-C, 1952-53-54
 McKinney, David, QB, 1984-85-86
 McKinney, Ronnie, RB, 1988-89
 McKinzie, Ralph Wm. (Mackey), DE, 1972; DT, 1974
 McLaurin, Sidney L. Jr., LS, 2003-04-05
 McLean, George D., HB, 1894-95-96 (c)
 McLeish, Thomas, TE, 1990-91-92
 McLeod, Larry Mikell, OT, 1974
 McLeod, W.N., LG-C, 1905-06-07
 McMahan, Andy, trainer, 1997
 McMillin, David, TE, 1982
 McMurphy, Fred H., sub., 1899
 McNamee, Bill, mgr., 1977
 McNeal, Theodis, DE, 1976-77-78
 McPherrin, Charles A., G, 1894-95
 McQueen, Marvin Earl, Jr., E, 1964-65-66
 McRight, Billy, HB, 1945
 McSwain, Gremico (Mico) C., RB, 2005; RB-WR, 2006
 McWilliams, Howard, T-G, 1934-35
 Meaders, E.L., LE, 1906
 Meeks, James, trainer, 1979
 Meeks, Jessie E., trainer, 1975
 Meeks, John D., RB, 2001
 Meers, Mike, LB, 1993
 Melton, Cedric D., OL, 2021-22
 Melton, James (Wesley), OT, 1990-91-93; OG-OT, 1992
 Metcalf, DeKaylin Z. (D.K.), WR, 2016-17-18
 Metcalf, Terrence O., OL, 1997; 1999-2000-01 (co-c)
 Metz, John Stephen, FB, 1964
 Meyers, Dale, G, 1941-42
 Mickles, Joe, FB, 1984-85-86-87-88
 Mikul, Daniel P. (Danny), OG, 1971-72-73
 Milam, John, mgr., 2003-04-05
 Miles, Stephen D., DE, 1996
 Miller, Caples D., Jr. (C.J.), DB, 2017-18-19

Miller, Hubert Maikhal, QB, 2012
 Miller, James G. (Jim), P, 1976-77-78-79
 Miller, Jeffery A. (Jeff), OT, 1993; OT, 1994 (co-c)
 Miller, Josh, mgr., 2019-20
 Miller, Martin Van Buren, mgr., 1908
 Miller, Matt, video, 2003-04-05
 Miller, Maurice E. (Mo), OL, 2006-07-08
 Miller, Michael T., SE, 1978
 Miller, Romanda, trainer, 2005
 Miller, Romaro T., QB, 1997-98-99-2000 (c)
 Miller, Vernon Terry, Jr., LB, 1973
 Miller, Zavier L. (Bobo), RB, 2021-22
 Millette, T.J., HB, 1950
 Mills, Ralph, T, 1913
 Mills, Wilmer R., C, 1964
 Milner, E.C., Jr., mgr., 1959
 Mistead, Don M. (Mike), C, 1968
 Mims, Crawford J., RG, 1951-52-53
 Mims, Gerald C. (Bubba), G, 1978
 Mims, Marvin Taylor, C, 1964
 Mingo, Jonathan O., WR, 2019-20-21-22
 Mitchell, Adam H. (Buddy), Jr., WT, 1968-69-70
 Mitchell, Arthur A. (Art), DB, 2017
 Mitchell, Chris, CB, 1987; DB, 1988; SS, 1989-90 (co-c)
 Mitchell, Jared, DB, 2009; WR, 2010
 Mitchell, Jayme D., DL, 2002-03-04-05
 Mitchell, Jesse, III, DT, 2000-01-02-03 (co-c)
 Mitchell, John I., Jr., G, 1959; 1961
 Mitchell, Lansing L., Jr., mgr., 1972
 Mitchell, R.P., mgr., 1909
 Mitchell, Russell B., OT, 1980-81-82
 Mitchell, Steve F., HB, 1909-10-11 (c)
 Moeller, Scotie, trainer, 2008
 Moffett, Timothy (Timmy), FLK, 1981; SE, 1982-83-84 (co-c)
 Moley, Stanley Anthony, DHB, 1970-71-72
 Moncrief, Donte R., WR, 2011-12-13
 Moncus, Darrell A., C, 1992-93-94-95 (co-c)
 Monsour, Thomas Joseph, LB, 1970; DE, 1971
 Montgomery, Alvin D., mgr., 1982
 Montgomery, Anthony, LB, 1986
 Montgomery, Charles L., LT, 1950-51-52
 Montgomery, John, HB, 1920-21-22-23 (c)
 Montgomery, Lavelle, E, 1931-32-33
 Montgomery, Tyrone, WR, 1990-91
 Montz, Timothy S. (Tim), K, 1994-95-96
 Moore, Alvin (A.J.), DB, 2014-15-16-17
 Moore, Artemus V. (Artie), RB, 1995-96
 Moore, Calvin (C.J.), DB, 2014-15; 2017-18
 Moore, Collins L., WR, 2011-12-13; 2015
 Moore, Elijah D., WR, 2018-19-20
 Moore, Herbert E., DT, 2014; 2016-17
 Moore, Hugh W., LT-C, 1907-08
 Moore, Jeffrey, trainer, 1990-91
 Moore, John, FL, 1989
 Moore, Kailo D.J., RB, 2013; CB, 2014-15-16
 Moore, Kareem A., DB, 2004
 Moore, Mark S., OT, 1979-80
 Moore, Philander E., WR, 2011-12
 Moore, Stevon, DB, 1985; CB, 1986-87-88 (co-c)
 Moreland, Brian, LB, 1977-78-79
 Morgan, Gerald, QB, 1957
 Morgan, Keith, mgr., 1982
 Morganti, Charles, LT, 1951-52
 Morphis, Rex, T, 1928-29
 Morris, Aaron T., OL, 2011-12-13-14-15
 Morris, Ben, DE, 1984-85-86
 Morris, Carson, video, 2022
 Morris, Charles A., TB, 1960-61-62
 Morris, Christian D., OL, 2014-15
 Morris, C.H. (Bill), G-T-E, 1927-28-29
 Morris, David C., QB, 1998-99; 2001-02
 Morris, Gregory, WR, 1992-93
 Morris, Herman, G, 1927
 Morris, Jeremy D., DT, 1995-96
 Morris, L.B., FB, 1918-19
 Morris, Sheldon A., WR, 1997; HB, 1998; WR, 1999
 Morrow, George C. (Buz), DT, 1967-68-69
 Morse, Peter (P.J.), mgr., 2017-18
 Mosby, Herman Wm., SG, 1969-70

Moseley, William (Will) S., K-P, 2005-06
 Moses, Ronald David, DE, 1970-71
 Moses, Samuel S. (Rollo), Jr., RG, 1963-64
 Mosley, Jamal P., TE, 2011-12
 Moss, Charles E., Jr., FS, 1974; RCB, 1975-76
 Moss, Edgar, C, 1903-04
 Moss, Howard, DB, 1984; SS, 1985-86-87
 Moss, Vincent M., DB, 2011
 Motton, Byron A., LB, 1994-95
 Mounger, E.H., 1895
 Mouzon, Dustin L., DB, 2005-06-07-08
 Muckle, Wayne, OG, 1989
 Muirhead, Allen, RH, 1951-52-53-54 (co-c)
 Muirhead, Jack, LB, 1989; OLB, 1990-91; DE, 1992
 Mullins, Roy Lee (Chucky), FS, 1989
 Mullins, Tim, trainer, 1988-89-90
 Murff, Dan E., TB, 1973; CB, 1974-75
 Murphey, Greg, mgr., 1990-91-92
 Murphey, Beau, mgr., 2007-08
 Murphree, Tom, E, 1937
 Murphy, C.E., G, 1914
 Murphy, Harvey A. (Ham), E, 1938-39
 Murray, Hugh, mgr., 1962
 Muse, Carl W., FLK, 1975
 Mustin, John W., HB, 1923-24-25 (c)
 Mustin, Robert Wm. (Billy), HB, 1946-47-48-49
 Myers, Charles William, QB, 1964-65
 Myers, Heidi, video, 2022
 Myers, Jon W., mgr., 2001
 Myers, L.D., G-T, 1911-12; 1914
 Myers, Mark, trainer, 1986
 Myers, Ricky, SE, 1985-86
 Myers, Riley D., SE, 1968-69; 1971 (co-c)
 Myers, William D., FB, 1899 (c); 1900 (c)

N

Nabors, Jeremy, mgr. (video), 1997-98
 Nasif, George Milid, Jr., CB, 1974-75-76
 Nasiatka, Patrick R., K, 2018
 National, Patrick C. (Cale), K, 2021
 Neal, AJ, mgr., 2022
 Neat, Korvic J., RB, 2010; RB-WR, 2011; WR, 2012-13
 Neely, Charles Wyck, WB-TB, 1968; DHB, 1969-70
 Neely, Paul, FB, 1915-16
 Neely, Reid, D., OL, 2006-07-08-09
 Nelson, Charles (Tex), C, 1933-34-35
 Nelson, James Mitchell, LG-LB, 1963-64-65
 Nelson, Josh A., QB, 1994 (co-c); 1995
 Nesbitt, Mallory, video, 2016-17
 Nesmith, Malcolm Dwayne, LB, 1981-82-83 (co-c)
 Newcomb, Mac, WR, 1984
 Newman, Royce D., OL, 2017-18-19-20
 Newell, Ronald Bruce, S, 1965; QB, 1966-67
 Nicely, Cedrick M., OL, 2022
 Nicholas, Ivan A., DB, 2011-12
 Nichols, Bradley J. (Brad), LB, 2001
 Nichols, Jonathan R., K, 2001-02-03-04
 Nichols, Rodney J., trainer, 1974
 Nicholson, Quintila D. (Moine), RB, 1994-95
 Niebuh, Robert Bryan, OT, 1974; DLT, 1976; MG, 1977-78
 Nixon, Tré A., WR, 2017
 Nkemdiche, Denzel R., LB, 2012-13-14-15
 Nkemdiche, Robert C., DE, 2013; DT, 2014-15
 Noble, Nathan T., K, 2012; 2014-15-16
 Noblin, Jeff, DB, 1984; FS, 1985-86
 Norman, Charles R. (Chuck), P, 1965-66
 North, Roy E., 1940
 Northam, Lance F., mgr., 2000-01
 Northam, Larry Ray, DT, 1970; OT, 1971; TE, 1972
 Northcutt, Kelen Jamil, LB, 2001-02-03
 Northern, Hal C., DT, 2018-19-20
 Norwood, Will, video, 2022
 Nuismer, Jack N., TE, 2011; 2013
 Nunn, Freddie Joe, DE, 1981-82-83-84 (co-c)

ALL-TIME LETTERMEN

O

Oakley, Jason Scott, mgr., 2000-01
 Odom, Edcardo B. H. (Ed), WR, 1995
 Odom, Jack L., E, 1947-48
 Oher, Michael J., OG, 2005; OT, 2006-07-08 (co-c)
 Olander, Carl John (Bubba), OG, 1976-77
 Oliver, Eric E., DB, 2001-02-03-04 (co-c)
 O'Bryant, Richard L., CB, 2022
 O'Malley, Sean, NG, 1991-92-93
 O'Mara, Braxton B., C, 1918; 1921
 Ordway, Cameron D. (Cam), DB, 2015-16-17-18
 Orr, Deano, OLB, 1990; LB, 1991; DE, 1992; FB, 1993
 Orrell, John Sharp III (Shae), P-K, 2003
 Osgood, Chris, QB, 1985-86
 Oswald, Robert J. (Bobby), QB, 1946-47-48
 Otis, James C., DE, 1979-80-81; LB, 1982
 Ott, Dennis H., G-T, 1952-53
 Ott, Reggie, FB-HB, 1951-52
 Ott, Timothy A., DT, 1978
 Overdyke, William, 1969-70
 Owen, Bryan, K, 1985-86-87-88 (co-c)
 Owen, Joe Sam, FB, 1969
 Owen, Joe Sam, II, CB, 1996-97
 Owen, Robert L., WG, 1968
 Owen, Samuel Walton, Jr., LG, 1961-62
 Owens, Darrick, SE, 1990; WR, 1991
 Owens, Robert L., T, 1957-58-59

P

Pace, W. Reginald (Reggie), C, 1974-75-76 (co-c)
 Pack, Garry W., LB, 2004-05-06
 Pack, Markell D., WR, 2014-15-16-17
 Padilla, Mario, WR, 2019
 Pahl, Ava, trainer, 2022
 Palmer, Ashlee, LB, 2007-08
 Panzarella, Anthony E., NG, 1993; DT, 1994
 Pappanastos, Paul Andrew (Andy), K, 2014-15
 Parham, David Howard, OG, 1971-72; OT, 1973
 Parrish, Randy, mgr., 1989-90-91
 Park, Robert (Rob) D., P, 2005-06-07-08
 Parker, Edd Tate, E-T, 1951-52-53
 Parker, Nicholas J., Sr., RB, 2012; TE, 2013-14
 Parker, Thomas, E-T, 1936-37-38
 Parkes, James C., Jr., C, 1966-67-68
 Parkes, Robert S., RCB, 1976
 Parkes, Roger B., CB, 1973
 Parks, Hugh Harold (Hank), SE, 1970
 Parnell, Jeremy A., DE, 2008
 Parrish, Henry, RB, 2020-21
 Parrott, Reggie, LB, 1987-88-89-90
 Partin, Alan Wayne, OT, 1981-82
 Partridge, C.K. (Dewey), FB-RH, 1957-58-59
 Paslay, Joseph E. (Joe), 1957
 Paslay, Lea C., HB-QB, 1951-52-53; 1956
 Patch, Dan, QB, 1944
 Pate, Jeff, mgr., 1986
 Pate, Joey, mgr., 1983-84
 Patridge, Stewart D., QB, 1996-97 (co-c)
 Patterson, Clay, video, 2017
 Patterson, Hunter, mgr., 1997
 Patterson, Javon, OL, 2015-16-17-18
 Patterson, Jerome, T, 1915
 Patterson, Patrick (Pat) D., WR, 2009
 Patterson, Shea C., QB, 2016-17
 Patton, Elack Chastine, HB, 1894
 Patton, Houston, QB-HB, 1953-54-55
 Patton, James R. (Jimmy), Jr., HB, 1952-53-54 (co-c)
 Patty, J.W., E, 1927-28-29
 Payne, J.L., E, 1928-29-30
 Peabody, Greg, K, 1987
 Pearce, Rex, HB, 1944
 Pearce, Trey, video, 2007-08
 Pearson, Jahcour, WR, 2021
 Pearson, Markee T., FS, 1998
 Pearson, Thomas H. (Babe), LT, 1947-48-49-50
 Pearson, Vashon S., RB, 2002-03-04
 Peden, David W., OL, 2000
 Peel, John, DE, 1977-78-79

Peeples, Everett U., E, 1928-29-30 (c)
 Peeples, Larry, 1984-85-86
 Pegram, James Allen, TE, 1975
 Pegues, Jeremiah J. (JJ), DT, 2022
 Pellerin, Jason C., QB, 2016; TE, 2017-18-19
 Pena, Gilbert, DT, 2011-12
 Pendleton, Wesley D., DB, 2011-12
 Pennamon, D'Vaughn M., RB, 2016-17-19
 Pennington, Gerard M. (Jerry), RG, 1976
 Perkins, A.P., G, 1923-24
 Perkins, Charles G. (Charlie), Jr., OL, 1997-98-99-2000
 Perkins, James B., Jr., RG-mgr., 1905-06
 Perkins, P.A., sub., 1904
 Perry, Leon, Jr., FB, 1976; TB, 1977-78; FB, 1979
 Perry, Mario, TE, 1984-85-86
 Perry, Monty, OG, 1989-90
 Peters, Michael J. (Mike), TB, 1993-94
 Peters, Ned, HB, 1934-35-36
 Peterson, Cory S., WR, 1996-97-98-99 (tri-c)
 Pettey, Thomas J. (Joe), E, 1962-63-64
 Pettis, William S., Jr., mgr., 1900
 Pettus, Micah G., OL, 2022
 Pfeffer, W.L., FB, 1907
 Pharr, Brandon, mgr., 2005
 Phenix, Patrick J., OT, 1979-80-81-82
 Phillips, Brenton (Brent) L., DB, 2009
 Phillips, Forrest C., Jr., mgr., 1979-80-81
 Phillips, Hermon B., E, 1947
 Phillips, Jamie T., LB, 2007
 Phillips, Mark Wesley, LS, 2010
 Phillips, Scott M. (Scottie), RB, 2018-19
 Philpot, Cory, RB, 1991-92 (co-c)
 Pierce, Matthew H. (Matt), WR, 2003-04-05
 Pierce, Richard Wayne, C, 1982-83-84
 Pierce, Tommy, mgr., 1983
 Pigford, W.L., mgr., 1917
 Pilcher, Chad, RB, 2002-03
 Pilkinton, Sam T., T-G-E, 1905-06; 1911
 Pittman, Jamal Y., RB, 2003-04-05
 Pittman, James Bradley (Brad), CB, 1974; SS, 1975-76
 Pittman, Thomas Michael (Mike), DT, 1974-75-76
 Pitts, Quintin, TB, 1984
 Pivarnik, John, T, 1940
 Plash, Samuel J.G. (Sam), OL, 2018-19
 Plasketes, George M., QB-DE 1975; DLE, 1976; DE, 1977 (co-c)
 Plaxico, Lee, mgr., 2014
 Plumlee, John Rhys, QB, 2019-20; WR, 2021
 Polk, Robert Taylor J., LB, 2014-15-16-17
 Poole, Calvin Phillip, G, 1946-47-48
 Poole, George Barney, LE, 1942; 1947-48
 Poole, Jack Lewyl, E, 1948-49
 Poole, James E. (Buster), LE, 1934-35-36
 Poole, James E. (Jim), Jr., TE, 1969-70-71
 Poole, Oliver L., T, 1946
 Poole, Ray S., RE, 1941-42; 1946 (c)
 Poole, Ray S., Jr., TE, 1976
 Pope, Carl Allen, TB, 1965
 Popp, Romeo, FB-QB, 1939-40
 Porchivina, John R., LB, 2022
 Porter, James Edward, FB, 1970-71-72
 Porter, Frank, FB, 1983; DB, 1984; SS, 1985
 Portis, Michael, DE, 1982; NG, 1983-84-85 (co-c)
 Posey, H.H., 1895
 Potepa, Jimmy K., RB, 2013
 Potts, Ed, G, 1930
 Powe, Alexander, M., QB, 1908
 Powe, Jerrell Q., DL, 2008-09-10 (co-c)
 Powell, Eric, FS, 1986
 Powell, Kelly Newton, QB, 1981-82-83 (co-c)
 Powell, Kenneth W., RG, 1960
 Powell, Travis, mgr., 1962
 Powers, Jimmy T., T, 1954
 Powers, John Preston, LS, 2006-07-08-09
 Prater, Charles, OLB, 1988
 Preston, Roell, WR, 1993-94
 Prewitt, K. Cody, DB, 2011-12-13-14
 Price, Charles, E, 1930
 Price, Don, CB, 1986-87-88-89
 Price, James Richard, LG, 1958-59-60

Price, Jarratt, FB, 1978-79
 Priestly, Harry D., Jr., 1897 (c)
 Prince, Donald E. (Don), OL, 2002
 Prince, Deantre A., DB, 2019; 2021-22
 Prince, T.J., G, 1925-26
 Pritchard, Dalton, mgr., 2017-18
 Pritchett, Kelvin, NG, 1988-89; DT, 1990 (co-c)
 Propst, Jack R., LS, 2017-18-19-20
 Provencher, Shannon K., OG, 1994-95-96
 Pruett, Billy Riddell, C-G, 1955-56-57
 Pruett, Dawson, C, 1987-88-89-90 (co-c)
 Puryear, H.H., G, 1911-12
 Putman, Tyler D., OL, 2016
 Pyatt, James K., video, 2009
 Pyron, Robert, trainer, 2007-08

Q

Quick, Tyler B. (Ty), TE, 2014-15-16-17
 Quinn, William C. (Buster), mgr., 1983-84

R

Raborn, John H. (Jack), LB, 2017
 Radford, Jimmy W., mgr., 1973
 Ramsey, Bryce J., OL, 2019-20-21
 Ranatza, Michael A., C, 1974
 Randall, George M. (Buck), FB, 1961-62-63
 Randolph, Vivian, QB, 1911
 Ratcliff, Culley C., HB, 1920
 Rafter, Edward, mgr., 1939
 Ratliff, John W., WR, 2013-14
 Ratliff, Robert B., QB, 2013
 Rattliffe, Johnathan, DB, 2015
 Rawlings, Sean M., OL, 2015-16-17-18
 Rawson, Thomas, mgr., 2006-07-08
 Ray, E.H. (Red), C-HB-T, 1917; 1918 (c); 1919
 Ray, Joe, FB, 1982
 Ray, S.T., FB, 1974
 Rayborn, Jerry Joe, E, 1963
 Rayburn, Tony, OG, 1984; OG-C, 1985 (co-c)
 Rayford, Omar M., WR, 2000-01
 Razzano, Richard A. (Rick), RB, 2001-02-03-04
 Redhead, John A., Jr., sub-RT, 1898-99-1900
 Reed, Benton, DT, 1983-84-85
 Reed, Edwin, WR, 1979
 Reed, Garland R. (Randy), TB, 1969; TB-FB, 1970; TB, 1971
 Reed, James M., TB, 1973-74-75
 Reed, John B. (Jack), QB-S, 1951-52
 Reed, John E., mgr., 1907
 Reed, Robert E., HB-QB, 1997
 Reed, S. Leroy, Jr., LH, 1955-56-57
 Reeder, Herbert, E, 1931
 Reese, Otis S., DB, 2020-21-22
 Regan, George Bernie, E, 1959
 Reid, Ed, RT, 1924; QB, 1925
 Reily, Marion W., RT, 1903
 Renshaw, Paul, sub., RE-QB, 1906; 1908-09
 Restmeyer, Grant W., QB, 2018-19
 Reyes, Tutankhamen M. (Tutan), OT, 1996-97-98-99
 Reynolds, Robert R., G, 1916
 Rhodes, Jeff, OG, 1986; OT, 1987-88; OG, 1989
 Rhodes, Jordan, OL, 2021
 Rhodes, Thad D., DB, 2004
 Rice, Alfred L. (Al), LB, 1996-97-98-99
 Rice, Eric Deivan Tucker, TE, 2000; 2002-03-04
 Rice, Tommy, mgr., 1963
 Richards, Tyrone, FB, 1976-77-78
 Richardson, Jamar Q., WR, 2020-21
 Richardson, Jerry Dean, LE, 1965-66-67
 Richardson, John A., FB, 1964-65
 Richardson, Marion L. (Mel), Jr., LB-DE, 1972-73
 Richardson, Patrick, video, 2007-08
 Richardson, Ricky, DE, 1986-87; OLB, 1988-89
 Richardson, William T., 1933-34-35
 Richmond, W.M., 1895
 Richter, Todd, FS, 1985
 Ricketts, Joshua J. (Josh), WR, 2018-19
 Ricks, W.B., mgr., 1898
 Riddell, T.H., C-HB, 1919-20
 Ridgeway, Cody C., P, 2001-02-03-04
 Ritter, Andrew W., K, 2009-10-11; 2013
 Rivers, Gerald E., DE, 2009-10-11
 Roane, Ralph H., LT, 1900
 Robbins, Brad, trainer, 2000-01
 Robbins, Jessica, trainer, 2004; 2006
 Robbins, Michael D. (Mike), TB, 1966-67
 Roberson, J. Lake, Jr., RG, 1938-39-40
 Roberson, Shed H., E, 1932-33-34
 Roberson, Shed H., Jr., RG, 1958-59
 Roberts, Bobby David, SE, 1969
 Roberts, Brent R., trainer, 2001-02-03-04
 Roberts, Camp, FL, 1988; TE, 1989-90
 Roberts, Fred F., Jr., FB, 1961-62-63
 Roberts, George, G, 1942
 Roberts, James B., T, 1960-61-62
 Roberts, Kelly, RE, 1965
 Roberts, Pinky, G, 1914
 Robertson, Daniel D., LB, 1979-80-81-82
 Robertson, G.H., sub-RG, 1905-06
 Robertson, George H. III (Rob), LB, 2001-02-03-04 (co-c)
 Robertson, Jeff, mgr., 1984
 Robertson, Joseph E., LT, 1958-59-60
 Robertson, Randy, trainer, 1983-84
 Robertson, Reginald M., FB, 1960
 Robertson, Steven B. (Chip), mgr., 1976
 Robertson, Will E. (Pete), DT, 1973-74-75; MG, 1976
 Robich, Richard C. (Rich), LB, 1994
 Robinson, Austrian D., DT, 2016-17-18-19
 Robinson, Bobby Dewitt, LG, 1962-63-64 (co-c)
 Robinson, Bradley L., CB, 1997
 Robinson, Cory A., DL, 2001-02-03-04
 Robinson, George O., sub-c., 1899
 Robinson, Howard D., FB, 1919-20-21 (c)
 Robinson, Jaylon O., WR, 2022
 Robinson, John W., FB-RH, 1958-59-60
 Robinson, Kelvin D., DB, 2002-03-04-05
 Robinson, Mark I., LB, 2021
 Robinson, Michael, CB, 1988-89-90
 Robinson, Tavius P., DL, 2020-21-22
 Robinson, William Robert, KS, 1981
 Rocconi, Tyler P. (Ty), DB, 2018-19-20
 Roddy, Brandon L., DL, 2001
 Rodgers, Andree, FL, 1983-84-85
 Rodgers, Paul C., FB, 1950
 Rodgers, Rab, HB, 1933-34-35
 Rogers, Chase A., TE, 2020-21
 Rogers, Daniel B., mgr, 1974
 Rogers, Lee K., K, 2000-01-02-03
 Rollins, DeSanto C., DT, 2021-22
 Romm, John A., DE, 1999-2000
 Ronard K. (Rocky), QB, 1949-50-51
 Rose, Andre L., WR, 1996-97
 Rose, Bryson W., K, 2010-11-12
 Rose, Henry, FB, 1944
 Ross, John, mgr., 1990-91-92-93
 Ross, John R., WR, 1992
 Ross, Lent A., FB-QB, 1929-30-31
 Ross, Lynn, LB, 1991-92 (co-c)
 Ross, Richard D., C, 1960-61-62
 Ross, Warner A. (Nubbin), C, 1983-84-85
 Rousebush, A.H., LE, 1893 (c)
 Roundsville, Charles L. (Baby), E, 1932-33-34
 Rouse, Quentin, mgr., 2017
 Rousell, Peter C., mgr., 2001
 Rowan, Leon F., G, 1917
 Ruby, Pete, C-QB, 1931-32-33
 Rucker, Robert R. (Randy), SS, 1976
 Ruffin, Jeremy D., DB, 2002
 Ruggs, Keontae' D., LB, 2018
 Rushing, Herbert (Doodle), HB, 1928
 Rushing, Will, mgr., 2008
 Russell, Christian J., LB, 2014-15
 Russell, Jack, G, 1945
 Russell, Lucius Thompson, LG, 1893
 Russell, Michael W. (Coot), C, 1978-79-80
 Russell, Richard H. (Stump), LB, 1972-73-74 (tri-c)
 Russell, Robert L., LB, 2005-06

ALL-TIME LETTERMEN

Rutledge, Jonathan W, mgr., 2009
 Rutledge, L.J., LG, 1904
 Ryan, Garrett O, DE, 2009

S

Sabbatini, Elijah B, S, 2022
 Salley, David W, HB, 1950
 Salley, James W, HB, 1950
 Salloum, Mitchell, T, 1923; 1925-26
 Salmon, Farley (Fish), RH, 1945-46-47; QB, 1948
 Sam, Billy, RH, 1939-40-41
 Samuels, E.S., G, 1912
 Sanders, Aubrey E, RT, 1957-58
 Sanders, Brandon M, LB, 2009
 Sanders, Jontavious B. (Braylon), WR, 2017-18-19-20-21
 Sanders, Donald Wayne, mgr., 1970
 Sanders, Vincent D, WR, 2011-12-13-14
 Sanders, Wm. Ervin, T, 1938
 Sanders, William H. (Billy) (Nub), mgr., 1951
 Sandroni, Todd, FS, 1987-88-89-90
 Sanford, Jamarca D, DB, 2005; DB-LB, 2006; DB, 2007-08 (co-c)
 Sanford, Toward A, RB, 1999-2000-01-02
 Sanguinetti, William A. (Drew), trainer, 1987-88-89
 Sanogo, Mohamed B. (MoMo), LB, 2017-18-19-20-21
 Sartin, Daniel M. (Dan), LT, 1965-66-67 (co-c)
 Sarver, Jeff, SE, 1988
 Saul, James K., SE, 1965-66
 Savage, James, DE, 1984
 Savell, Tyler, video, 2015-16
 Sawyer, Charles B., DB, 2010-11-12-13
 Sawyer, Justin D, TE, 1999; TE-C, 2000; 2002; C, 2003
 Scales, Ewell D, LH, 1893; T, 1894-95 (c)
 Schaeffer, Brentis J. (Brent), QB, 2006-07
 Schanefelt, Christian, K, 2022
 Schimmel, Jay, OT, 1985-86-87
 Schneller, Bill, QB, 1937-38-39 (c)
 Scott, Antionne D., TE, 1997; TE-DT, 1998; DE, 1999; DT, 2000
 Scott, Arthur, DE, 1985-86-87; OLB, 1988
 Scott, Charles C, IV (Charlie) RB, 2012; TE, 2013-14
 Scott, Harvey L. (Morris), DE, 1995-96-97-98
 Scott, Jeff D., RB, 2010-11-12-13
 Scott, Lawon M, DL, 2007-08-09-10
 Scott, Rodney E., 2009-10
 Scott, William E. (Wes), WR, 1999; DB, 2000; DB, 2002-03
 Scruggs, Arthur, E, 1921-22
 Searfoss, Stephen A., OG, 1978; 1980-81-82
 Sears, Billy, FB, 1945
 Seawright, Norman H., SE, 1978-79
 Seay, Clant J. M., mgr., 1934
 Seymour, Arnold, NG, 1982-83
 Shackelford, Deterian (D.T.) L., LB, 2009-10-14; DE-LB, 2013
 Shahid, Ahmed B. (Shack), OT, 1993-94
 Shanafelt, Paul, 1974
 Shands, Harley R., sub., 1898
 Sharman, J.R., T-E, 1915-16
 Sharp, L.V., E, 1951
 Sharpe, Elmer C., LT-sub., 1898; 1900
 Shaw, Guy Andrew, MG, 1979-80; C, 1981; OT, 1982
 Shaw, Maurice, RB, 1989-90
 Shaw, Vernon, T, 1935
 Sheehan, Eric, OT, 1983-84-85
 Sheffield, Don W., mgr., 1961
 Shelby, John, QB-HB, 1942; 1948
 Shelley, Jonathan, CB, 1983-84-85-86
 Shene, Joshua, PK, 2006-07-08-09
 Shepard, Tajani (Tee), CB, 2015
 Shephard, Urriah, RB, 2020
 Shepherd, Archie, C-G, 1952-53-54
 Sheppard, Qaadir S., DE, 2017-18-19
 Shering, John-Patrick, LB, 2015-16-17
 Shields, Frank L., LH-RH, 1910-11
 Shields, John R., LH-FB, 1905; 1909
 Shinalut, James Rushing, E, 1894
 Shoemaker, Allen C., HB, 1932-33-34
 Shoemaker, James, G, 1915
 Short, Carter B., LS, 2022

Shows, Henry N. (Hank), TE, 1966-67-68 (co-c)
 Shows, James Larry, RT, 1964-65-66
 Shows, Russ, QB, 1989-90-91-92 (co-c)
 Shumaker, Leo, RE, 1903-04
 Shumaker, Michael E. (Mike), TE, 1968
 Shy, David Foote (Sellers) Jr., QB, 2019; 2022
 Sign, Sarah, trainer, 2022
 Simmons, Clyde D. (Doug), Jr., HB, 1969
 Simmons, Delmar, 1924
 Simmons, Larry O., WR, 2022
 Simmons, L.G., E, 1917-18
 Simmons, Wm. M. (Bill), TE 1972
 Simpson, Glynne, mgr., 1959
 Simpson, Jack M., LG, 1955-56-57 (co-c)
 Simpson, Jack R., DT, 1972
 Sims, Anthony W., DE, 1998; DT, 1999-2000-01 (tri-c)
 Sims, Jordan A., OL, 2015-16-17-18
 Singletary, Shannon R., trainer, 1992-93-94
 Singleton-Manning, Tobias K., WR, 2011
 Sinopoli, Charles J., C, 1945
 Sinquefield, Melvin H., C, 1950-51
 Sisler, Wade H., FB, 1917
 Skrmetta, Mitchell M. (Mitch), TE, 1998-99-2000-01
 Slater, Jonathan (Jon), video, 1998; 2000-01
 Slay, James, LE, 1950-51-52
 Sledge, James William, mgr., 1980
 Small, Eddie, DB, 1990; WR, 1991-92-93
 Small, Wm. N. (Bill), FLK, 1973; SE, 1974-75
 Smiley, Esme, video, 2015-16
 Smith, B.A., HB, 1914
 Smith, Ben P., E, 1893-94
 Smith, Brentley Q. (Brent), OL, 2008
 Smith, Claude M. (Tad), HB, 1926-27-28
 Smith, Dallas, RB, 2019
 Smith, Danny L., 1979-80
 Smith, Darryl, NG, 1986-87-88-89
 Smith, E.J. (Rudolph), LT, 1956-57-58
 Smith, Eric L., DE, 1977-78-79
 Smith, H.A., E, 1942; 1946
 Smith, Howard E. (Bert), SE, 1976
 Smith, James Virgil, TE, 1986-87
 Smith, Justin B., DL, 2008; 2010-11
 Smith, Keidron A., DB, 2018-19-20-21
 Smith, Kenneth O., T-G, 1963-64-65
 Smith, L.A., RG, 1899
 Smith, L.Q., FB, 1974; 1976; TE, 1977
 Smith, Lee Joseph, G, 1940
 Smith, Mac, K, 1988-89-90
 Smith, Mark A., RB-CB, 1992; RB, 1993-94; RB-HB, 1995
 Smith, Marley, T, 1932
 Smith, Marvin G. (Erm), HB, 1938-39
 Smith, Michael A. (Mike), DB, 1980-81
 Smith, Michael C., TE, 1982-83-84-85
 Smith, O.R., T, 1922; 1924
 Smith, Otho, 1928
 Smith, Ralph A. (Catfish), LE, 1959-60-61 (tri-c)
 Smith, Ralph Guy (Brim), HB, 1963
 Smith, Rashawn L. (Ray Ray), LB, 2014-15-16
 Smith, Reggie D., DE, 1997
 Smith, Richard Joel (Dicky), LB, 1970
 Smith, Robert (Thunder), FB, 1984-85; LB, 1986-87
 Smith, Robert T., TE, 1973
 Smith, Steven H., LB, 1973-74
 Smith, Stewart, E, 1940
 Smith, Thomas Larry, HB, 1961-62-63
 Smith, Timothy, OG, 1971-72
 Smith, V.K., G, 1925-26-27
 Smith, Wayne B., C, 1921-22-23-24
 Smith, William (Bill), P/K, 1983-84-85-86
 Smithson, Claude T., HB, 1921-22-23-24 (c)
 Smylie, J.B., 1895
 Smythe, Frank W., LE, 1913-14 (c)
 Sneed, Jevan B., QB, 2008-09
 Snyder, Michael E., trainer, 1974-75
 Soehn, Woody, OT, 1984; C, 1985; OT, 1986-87
 Somerville, Robert, Jr., 1903-04-05
 South, Barry T., RB, 2003
 Southerland, Trea, FS, 1989; SS, 1990; CB, 1991; SS, 1992

Sowder, Shawn, TE, 1987-88
 Sowell, Bradley K., OL, 2008-09-10-11 (co-c)
 Sparks, Dean Justin, K-P, 2007-08-09
 Sparks, Michael, OT, 1990-91
 Speaks, Breeiland C., DT, 2015-16-17
 Spearman, Armegis O., LB, 1996-97-98-99 (co-c)
 Spears, James W., RG, 1958
 Spence, L.P., LB, 2001-02-03
 Spencer, Christopher C. (Chris), OL, 2002-03; C, 2004
 Spiers, Tommy, QB, 1952
 Spivey, R.E., E, 1920
 Spore, Jerry P., SAF, 1978
 Springer, Jake, S, 2021
 Spurlock, Micheal C., QB, 2003-04; QB-RB, 2005
 Stackhouse, Charles E., RB, 1998-99-2000-01 (tri-c)
 Stafford, Elvin A. (Pete), 1944
 Stagg, Leonard, HB, 1942
 Stallings, Cornelius Tre', OL, 2002-03-04-05 (co-c)
 Stallings, Danny Lee, DHB, 1970-71; SE, 1973
 Standifer, Anthony, DB, 2012
 Stanley, Jaylen C. (Jay), DB, 2019-20
 Stanley, Nathan T., QB, 2009-10
 Stearns, Michael P., OT, 1980-81
 Steele, Wm. Scott, LB, 1972-73-74; DE, 1975
 Stennis, Dudley, T, 1894
 Stephens, Emmanuel L., DE, 2008-09
 Stephens, Hubert D., G, 1894; E, 1895
 Stephens, Rogers D., K, 1991-92
 Stephens, William A., mgr. (video), 1996-97-98
 Stephens, Zach, mgr., 2019
 Sterling, Jason R., mgr., 2001-02
 Stevens, P.J., PK, 1982
 Stevens, W.R.B., mgr., 1913
 Stewart, H.F. (Chip), WT, 1966; TE, 1967
 Stewart, James, DE, 1984
 Stewart, Jerry, LB, 1982-83
 Stewart, Joel, CB, 1977-78-79-80 (co-c)
 Stigler, Samuel James, mgr., 1958
 Still, Ben E., OL, 2012-13-14-15
 Still, Claude, sub., 1893
 Stinson, Jarell M., CB, 2022
 Stockett, Lawson S., DE, 2018
 Stojkovic, Martin G. (Marty), LB, 1996; FB, 1997
 Stolt, John J., LG, 1955
 Stone, Ed G., QB, 1931-32-33
 Stone, Henry Jerry, C, 1954-55-56
 Storey, James W., LB, 1974; FB, 1975-76-77
 Storey, Michael, 1976
 Stoudt, Zackary (Zack), QB, 2011
 Stovall, John A., G-T, 1922-23
 Straughn, Robert, G, 1951
 Street, Donald Earl (Don), FB, 1965-66-67
 Street, Jarrion, DB-RB, 2016; DB, 2017
 Stribling, James A. (Jack), LE, 1946-47-48-49
 Stribling, Majure B. (Bill), RE, 1945; 1948-49-50
 Strickland, Randolph T., C, 1905
 Strickland, Timothy S., FS, 1996-97; CB, 1998-99 (tri-c)
 Stringer, L.O., QB, 1923
 Stringfellow, Damore'ea D., WR, 2015-16
 Strong, Chris D., LB, 2007
 Strong, Eddie D., LB, 1998-99; 2001-02 (co-c)
 Strong, Temario L., LB, 2013-14-15-16
 Strother, Adrian, OT, 1989-90
 Stroud, Damon, mgr., 1986; 1988-1989
 Stuart, George E., LB, 1974-75-76 (co-c)
 Stuart, James B., III, DE, 1971; DT, 1972; LB, 1973 (co-c)
 Stuart, J. Graham, DB, 1979-80
 Stubblefield, Jerry, QB, 1965
 Studdard, Vernon, WB, 1968-70
 Sturgeon, Joel P. (Walker), DE, 2013-14
 Suggs, Carlos E. Jr., WR, 2005-06
 Sullivan, Charles J. (Jim), SE, 1966-67
 Sullivan, Frank, FS, 1991-92
 Sullivan, John, mgr., 1963
 Sullivan, Louie Wesley, RE, 1960-61-62
 Sullivan, John N., mgr., 1936
 Sultan, Dan I., LT, 1902
 Summers, Mark Keith S., WR, 2007-08-09-10
 Sumners, Chester L., T, 1917
 Sumrall, William W. (Billy), TB, 1962-63-64

Sutherland, Leslie S., FS, 1973; SS, 1974
 Sutton, Steve, C, 1986-87
 Swaim, Kenneth C. (K.C.), OL, 2018-19
 Swatzell, Scott, RB, 1989-90-91
 Swayze, Tom K., E, 1930-31-32
 Sweet, Michael W., TB-SE, 1974; TB, 1975-76
 Swetland, Michael R. (Mike), WG, 1965-66-67
 Swindall, Charles E., C, 2010 -11-12-13
 Swinney, C.P., C, 1940-41
 Swinney, Eric P., RB, 2016-17-18
 Swor, Zollie Alton, E, 1931-32
 Sykes, Shawn (Lightning), TB, 1985-86-87-88
 Synnott, Bradley A. (Brad), OL, 2000

T

Ta'amu, Jordan T., QB, 2017-18
 Tapp, William T. (Billy), QB, 2008-09
 Tate, Darius O., DB, 1999
 Tatum, Joshua O. (Josh), OL, 2010
 Taylor, Alfred Leland, mgr., 2010-11
 Taylor, Charles (Chico), LH, 1960-61
 Taylor, Eldred (L.J.), HB, 1997-98; WR, 1999-2000
 Taylor, Harry, E, 1948
 Taylor, J. Lee, mgr., 1979-80-81-82
 Taylor, Jeffery Y. (Jeff), LS, 1984
 Taylor, Leslie Edward, Jr., G, 1965-66-67
 Taylor, Michael J. (Mike), LS, 2018
 Taylor, Quentin L.R., LB, 2005-06
 Taylor, Roderick (Rod), OL, 2014-15-16-17
 Taylor, Syniker O., FS, 1998; FS-WR, 1999; DB, 2000-01 (co-c)
 Taylor, Tommy F., RH, 1956-57-58
 Teevan, Neil, K, 1983
 Tempfer, J.G. (Chuck), LE, 1961
 Temple, Marcus D., DB, 2008-09-10-11 (co-c)
 Templeton, Billy, LE, 1956-57-58
 Tension, Ladarius S., S, 2022
 Terracin, Steve Wayne, E, 1964-65-66
 Terrell, Christopher E.T., Jr. (Cl), S, 2021-22
 Terrell, James M. (Mitch), TB, 1962
 Terrell, Marvin, Jr., G, 1957-58-59
 Terrell, Ray, RH, 1941
 Terry, Decker L., C-G, 1957-58
 Thames, Mickey, OG, 1977-78-79
 Thaxton, James Cair, RG, 1964
 Therrel, I.S., E, 1912
 Thigpen, Ed, FB, 1987; RB, 1989-90
 Thigpen, Gary D., CB, 1995-96-97-98 (co-c)
 Thomas, Andre (Hammerhead), RB, 1980-81; FB, 1982
 Thomas, Brandon R., LB, 2006-07
 Thomas, Bryant F., DB, 2003-04-05
 Thomas, Damarcus J., TE, 2020-21
 Thomas, Darryl, CB, 1983
 Thomas, Devin W., RB, 2008; 2010-11-12
 Thomas, Frederick L. (Fred), CB, 1994
 Thomas, James Larry, LB, 1968; MG, 1969
 Thomas, Jim Earl, RB, 1987; TB, 1988; RB, 1989-90
 Thomas, Kevin D., SS, 1998; LB, 1999-2000-01 (tri-c)
 Thomas, LeMay P., WR, 1992-93-94-95
 Thomas, Marquise, OLB, 1991; DE, 1992
 Thomas, Roville (Bobo), DB, 1980
 Thomas, William (Pepper), LH, 1954
 Thomas, Zachary H., trainer, 2009-10-11
 Thompson, Carlos D., DE, 2010-11; 2013-14
 Thompson, Jackson, trainer, 2022
 Thompson, Keith, DE, 1987; OLB, 1988-89
 Thompson, Robert, G, 1925
 Thompson, Robert P., RH, 1898
 Thompson, Robert W., G, 1919
 Thompson, Steve, trainer, 1990
 Thornton, Chester, TB, 1979
 Thornton, Evans (Shine), RB, 1932
 Thornton, James R., E, 1951
 Thornton, Johnny H., DT, 1978
 Thornton, Nathan, RB, 1991-92-93
 Thorsey, Frank, E, 1940-41-42
 Thurley, Hunter D., TE, 2015-16
 Tiblier, Jerry P., FB-RH, 1944; 1947-48
 Tillery, Douglas W., FB, 1962

ALL-TIME LETTERMEN

Tillman, James S. (Jimmie), FB, 1938-39-40
 Tillman, Marcus L., DL, 2006-07-08-09 (co-c)
 Tillman, Ronald, TB, 1965
 Timmons, Aaron, HB, 1944
 Tipton, Julius R., RE, 1893-94
 Tisdale, Grant M., QB, 2019
 Tisdale, Tariqious, DE, 2018-19-20-21
 Toler, Kenneth P. (Ken), SE, 1978-79-80 (co-c)
 Tollison, Bubba, 1970
 Tomaso, Mike, trainer, 1998
 Torgerson, Larry Donald, OG, 1968; DT, 1969-70
 Totten, G.C., 1924
 Townes, Clarence Henry, HB, 1894
 Townes, Jack A., mgr, 1964
 Townsend, Andre, DT, 1981-82-83 (co-c)
 Townsend, Lorenzo A., RB, 2003-04
 Trahan, Patrick E., LB, 2008-09 (co-c)
 Trainer, Orlando K., NG, 1994; OG, 1995; OT-DT, 1996
 Transou, Lewis, mgr, 1940
 Trapp, Frank Williams, LB, 1966-67-68
 Trapp, Lee H., G, 1930-31-32 (c)
 Trauth, Marvin H., LT, 1950-51-52
 Travis, Brent, mgr, 1989-90
 Traxler, David L., Jr., OG, 1977-78-79
 Traxler, David L., III, OL, 2005-06; TE, 2007-08
 Treadway, Jack, mgr., 2017-18
 Treadwell, Laquon M., WR, 2013-14-15
 Tribble, Melanie, trainer, 1985
 Trigg, Michael J., TE, 2022
 Trimble, William, G, 1933
 Trotter, Trafon A., FB, 1993-94
 Trotter, William C., LH-LE, 1907-08; 1909 (c); 1910
 Truett, George W., E, 1952
 Truitt, Eric, DB, 1982-83-84; CB, 1985
 Tucker, Ben, video, 2011
 Tucker, Clinton B., video, 2014
 Tuggle, Jimmy, FB, 1952
 Tuitt, Chandler F., OL, 2017-18-19
 Tunsil, Laremy A., OT, 2013-14-15
 Turnbow, Guy, T-FB, 1930-31-32
 Turner, Antonio D., RB, 2005; LB, 2006-07
 Turner, Christopher (Chris), TE, 1991-92-93-94
 Turner, Gary W., DE, 1973-74-75-76
 Turner, John H., Jr., LG, 1964
 Turner, Thomas N., G, 1929
 Turner, Tremaine T., RB, 1999-2000; 2002-03
 Tyler, Breck, FLK, 1980-81

U

Umana, Orlando S.L., OL, 2021
 Upchurch, Robert K., C, 1961-62-63
 Urbaneck, James E. (Jim), RT, 1965-67
 Ussery, Flint L., LB, 1994
 Uzzle, Robert H. (Bobo), DE, 1966-68

V

Vacca, Richard W., DE, 1979
 Valverde, Charles, LG-LE, 1907-08
 Van Devender, Wm. J. (Billy), MM, 1968-69-70
 Vandever, Wm. E., E, 1911-12
 Van Every, David Shelby Jr., OL, 2003
 Vann, Clay, OLB, 1990; DE, 1992
 Vann, Thad (Pie), T, 1926-27-28 (c)
 Vargo, Curt B., mgr., 1995
 Vassar, Jason, video, 2003-04; 2006
 Vassel, Terrell, DB, 2021
 Vaughan, Marvin M., RB, 2003-04
 Vaughan, Robert C., DT-WT, 1965-66-67
 Vaughn, Cassius M., DB, 2006-07-08-09
 Vaughn, Gerald, CB, 1989; SS, 1991; FS, 1992
 Vaughn, LaDerrick L., DE, 2008
 Veasley, Jeremy, FB, 1992-93
 Veazey, Burney S. (Butch), TE, 1971-72-73
 Vega, Chad, mgr., 1990-91-92
 Vega, Jarrod D., mgr., 2000-01-02
 Viertel, Rachel, trainer, 2005
 Vincent, Keydrick T., OL, 1997-98-99-2000
 Vinson, David L., C, 1993-94-95 (co-c)

Vujnov, Ty, mgr., 2022

W

Wade, Dayton X., WR, 2022
 Wade, Justin D., LB, 2000-01-02-03
 Wade, Luther Webb, FB, 1970; DT, 1971
 Wade, Robert Myers (Bobby), FB, 1965-66-67
 Wade, Todd M., OG, 1996; OT, 1997-98-99 (co-c)
 Wainwright, Ralph, C, 1899
 Wakefield, Victor Reed, Jr., LCB, 1973; TB, 1974
 Walker, Allen T., LB, 2007-08-09-10
 Walker, Donald, trainer, 1977-78
 Walker, Gerald H., HB, 1928
 Walker, Gregory Scott, TE, 1981-82; TE-OT, 1983; OT, 1984
 Walker, Harrison Carroll, Jr., QB, 1965-66
 Walker, Harvey W., QB, 1926-27-28
 Walker, Jakwaize M., DB, 2020
 Walker, Paul L., mgr., 1973
 Walker, Richard H., G, 1922-23
 Wallace, Burnell M. (Mike), WR, 2005-06-07-08
 Wallace, Daniel D. (Dan), mgr., 1995-96-97-98
 Wallace, James M., LHB, 1900
 Wallace, William R. Jr., (Bo), QB, 2012-13-14
 Waller, Edward (Ed), Jr., trainer, 2007-08
 Wallis, James H. (Jimmy), QB, 1967-68; MM, 1969
 Walls, Wesley, DE, 1985-86-87; TE-DE, 1988 (co-c)
 Walsh, Barry, 1985
 Walsh, Willie Henry, MM, 1970; SS, 1971; RCB, 1972
 Walters, James A., T, 1953-54
 Walton, Byron S., RE, 1910-11
 Walton, Jaylen M., RB, 2012-13-14-15
 Wamble, James E. (Jim), LB, 1976
 Wander, Mose, mgr., 1933
 Ward, Channing J., DE, 2012-13-14-15
 Ward, Harry, mgr., 1926
 Ward, Jesse Davis, LE, 1937-38
 Ware, Cassius, LB, 1992-93
 Warfield, Gerald Wayne, MM, 1964-65; S, 1966
 Warner, Jack, QB, 1945
 Warren, Caleb A., OL, 2019-20-21-22
 Warren, Homer E., HB, 1916
 Warren, Thomas Grant, P, 2016
 Washington, Alexander O. (Alex), OL, 2008-09-10-11
 Washington, Quincy J., DE, 1997
 Washington, Samuel B. (Trey), S, 2021-22
 Watkins, Dennis R., RT, 1976; OG, 1978
 Watkins, Thomas B., QB, 1900-01; 1903
 Watkins, Tyrell (Jordan), WR, 2022
 Watson, Bill E., G-T, 1949-50-51
 Watson, Henry D., Jr., RE, 1907
 Watson, R. Virgil, G-T, 1914; 1916
 Watson, Thomas C., QB, 1904
 Way, Issac T., K, 2018-19
 Wayne, Nathaniel (Nate), Jr., LB, 1994-95-96-97 (co-c)
 Weatherly, James D. (Jimmy), QB, 1962-63-64
 Weathers, Curtis L., TE, 1974; 1976-77; SE, 78 (c)
 Webb, David B., trainer, 1998; 2000-01
 Webb, Hunter (Buddy), G, 1942
 Webb, Jay, DE, 1984-85 (co-c)
 Webb, Reed S., WG, 1966-67
 Weber, Alexander D. (Alex), WR, 2015-16-17-18
 Webster, Edgar, sub., LE, 1903-04-05
 Webster, Kendarius D. (Ken), CB, 2014-15-16-17-18
 Weese, Norris Lee, QB, 1971-72-73 (co-c)
 Weiss, Richard T., 1952-53-54-55
 Weiss, Richard, Jr., OG, 1978
 Welch, Courtney L. (Court), mgr., 2000
 Welch, Thomas P. (Toby), Jr., mgr. (video), 1997-98; 2001
 Wells, David Kent, WB, 1963-64-65
 Wells, KeShun A., RB, 2018-19
 Wells, Matthew E. (Matt), LB, 1995-96-97
 Wells, Vernon, QB, 1945
 Wenzel, Branden, trainer, 2007-08
 West, Carl E., FB, 1950-51
 West, John Wayne, LT, 1955-56-57
 Westerman, Richard W., HB, 1950-51-52
 Westmoreland, Daniel, TE, 1989-90
 Wettlin, D.G., QB, 1906

Wheat, William J., Jr., 1975
 Whitaker, David, T, 1942
 Whitaker, Murray P., OT, 1976-77-78
 Whigham, Cameron M., DE, 2010-11-12-13
 White, Abner, C, 1990-91
 White, Brad, FB-HB, 1931-32-33
 White, Brad, CB, 1978-79-80
 White, Charles Keith, DB, 2004
 White, Hiram O., Jr., RB, 2006
 White, Hugh L., C-LG, 1898-99-1900
 White, Jack B., WR, 2019
 White, James Thomas, FB, 1960
 White, Jaylon J. (Trip), LB, 2022
 White, John U., Jr., OG, 1974
 White, Kam/Ron J. (Kam), DB, 2018-19
 White, Lloyd (Bully), G, 1936-37
 White, Robert P. (Randy), OG-C, 1975; C, 1976; OG, 1977 (co-c)
 Whitehead, Julian C., DB, 2009-10
 Whitener, Larry J., G, 1966-67
 Whiteside, Lance, CB, 1991-92
 Whiteside, Paul L., HB, 1951
 Whitten, L.D., E, 1917
 Whittington, John, HB, 1938
 Whittington, O.M., 1921
 Wicker, Brian K. (Kyle), LB, 1993-94-95; DE, 1996 (co-c)
 Wicker, Jacob Andrew, DL, 2003-04; OL, 2005-06 (co-c)
 Wicker, Reginald K. (Trey), TE, 1993; DE, 1994-95 (co-c)
 Wickham, John A. (Johnny), QB, 2004
 Wigley, Daniel, DT, 1986-87-88-89
 Wilburn, Barry Todd, DB, 1981-82-83-84
 Wilcox, Reuben D., HB, 1927-28-29
 Wildman, Zach, trainer, 2007-08
 Wilford, Dan S., E, 1961
 Wilford, Ned B., E, 1961
 Wiley, Charles A., DE, 2017-18-19
 Wilkins, Ernest, RG, 1905
 Wilkins, Jordan R., RB, 2014-15; 2017
 Wilkins, Joseph T., III, LE, 1962-63-64
 Williams, Amzie J., LB, 1997-98-99-2000
 Williams, B. Frank, QB, 1907
 Williams, Bill, T, 1937
 Williams, Brenden R., DE, 2017-18-19
 Williams, D.E., 1895
 Williams, David Wayne, G, 1981
 Williams, Demarko D., CB, 2022
 Williams, Don N., RE, 1955-56-57
 Williams, Freddie Lee, TB, 1976-77-78; WR, 1979
 Williams, G.H., G, 1920
 Williams, Gary Neil, LB, 1971; DE, 1972
 Williams, Horace, LE, 1953
 Williams, James M., 1921
 Williams, Jayden K., OL, 2022
 Williams, John, trainer, 1983-84
 Williams, John C., Jr., G, 1954-55
 Williams, Ken, OL, 1988; OG, 1989
 Williams, Malcolm, RB, 1998
 Williams, Murray L., Jr., ST, 1968
 Williams, Nakita, LB, 1979-80-81-82
 Williams, Ralph, Jr., LB, 2011-12
 Williams, Robert C., RB, 1999-2000-01
 Williams, Robert J. (Ben), DT, 1972-73-74; DT-MG, 1975 (tri-c)
 Williams, Robert W., DB, 1980
 Williams, Samuel D. (Sam), DL, 2019-20-21
 Williams, Sebastian (Snake), OLB, 1989; DT, 1990-91; OT-DT, 1992
 Williams, Tyler C., DT, 1998-99
 Williamson, John D. (Hotshot), T, 1926
 Williamson, Lester F. (Nate), 1946
 Williamson, Terry, NG, 1982-83-84
 Willis, Jaron I., LB, 2022
 Willis, Patrick L., LB, 2003-04-05-06 (co-c)
 Willis, Steven, video, 2004-05
 Wilson, Charles (Buddy), C-E, 1933-34
 Wilson, David, G, 1934-35-36
 Wilson, Derrick A., OL, 2012
 Wilson, Frank M., TE, 1993-94-95
 Wilson, G. Davis, OL, 1997
 Wilson, Melvin, 1955

Wilson, Quentin L., DT, 1995; DE, 1996
 Wilson, Robert, HB, 1946-47-48-49
 Wilson, Rufus (Rudy) L., DB, 2009-10; LB, 2011
 Wilson, Stacy E. (Tick), DL, 1991; DE, 1992-93-94
 Windham, Donald W., RG, 1962-63-64
 Windham, John, E, 1925-26
 Winfield, Paul E., SS, 1994; LB, 1995
 Winstead, Bobby Ray, SG, 1968
 Winstead, Jimmy LeRoy (Jim), TB, 1971; FB, 1972; TE, 1974
 Winston, Lowell, T, 1957
 Winter, Michael Todd, trainer, 1988-89-90-91
 Winters, Markel J., DE, 2017-18
 Winther, Richard L. (Wimpy), C, 1969-70
 Wise, Billy, TE, 1978-79-80
 Wiszoki, Ray, T, 1941
 Wohlgemuth, John T., TE, 1970; OT, 1971
 Wolfe, William H. (Hudson), TE, 2021
 Woltreng, Alex, video, 2015
 Wonsley, Nathan, TB, 1983-84-85 (co-c)
 Wood, Andrew, RE, 1906-07 (c)
 Wood, Charles G., C, 1971-73
 Wood, Dan, C, 1941-42 (c)
 Wood, Meredith, HB, 1930
 Woodruff, Clifford E., III (Cliff), OL, 2000-01-02-03
 Woodruff, James Lee (Cowboy), HB, 1957-58-59
 Woodruff, Lee T. (Cowboy), FB, 1927-28-29
 Woods, Joe, WR, 1992-93
 Woods, Kenneth (Kenny), SS, 1998; 2000
 Woods, Savannah, video, 2017-18
 Woods, Zedrick O., DB, 2015-16-17-18
 Woodson, Marcus A., DB, 2000-01
 Woodward, H.G., QB, 1923
 Woodward, Ray, HB, 1942
 Woody, Thomas A., mgr., 1909-10-11
 Worley, Michael S., SS, 1992-93-94
 Worsham, Jerry Dean, G, 1963
 Wottreng, Alex, video, 2015
 Woullard, Isaiah J., RB, 2018-19-20-21-22
 Woullard, Reginald, SE, 1975; TB, 1976-78-79
 Wrenn, R.B., C, 1914-15
 Wright, Trenton (Trent), SS, 1996-97
 Wunder, Paul M., video, 2006-07
 Wunderlich, Gary K., K-P, 2014-15-16-17
 Wylie, Phillip, LB, 1978-79-80
 Wysong, Daniel C., Jr. (Danny), SP, 2004

Y

Yandell, Robert (Bobby), HB, 1941-42
 Yappen, Ethan, mgr., 2017-18
 Yarbo, Welborn, T, 1916
 Yeboah, Kenny, TE, 2020
 Yek, Brian S., DE, 2000-01
 Yelverton, Billy G., E-T, 1952; 1954-55-56
 Yerger, J.S., FB, 1903
 Yerger, Wm. G., sub. 1903
 Young, Carl R., G, 1949-50
 Young, Isheem A., S, 2022
 Young, John Wm., Jr. (Bill), SE, 1970-71
 Young, Mark, QB, 1985-86-87-88
 Youngblood, John F., DE, 2013-14-15-16

Z

Zanone, Curtis, J., mgr., 1974
 Zeigler, Douglas C. (Doug), TE, 1999-2000-01-02 (co-c)
 Zeppelin, Deron, TE, 1987; OL, 1988
 Zettergren, Joshua P. (Josh), WR, 2007
 Zettergren, Thomas A. (Taz), TE, 2013-14-15-16
 Zuccaro, Christopher B. (Chris), video, 2001-02-03
 Zullo, Michael, mgr., 1985-86

THE GROVE

When Billy Brewer became head football coach at Ole Miss in 1983, he was searching for a way to allow his team to experience the atmosphere and pageantry Rebel fans enjoyed in The Grove while tailgating on gameday. The Grove is a 10-acre grassy plot of ground in the center of campus that is heavily shaded by large oak trees.

Taking a different route two hours before kickoff each home game, Brewer would walk with the team from Kinard Hall, the athletic dormitory, across campus to Vaught-Hemingway Stadium.

In 1985, Brewer started going the same route each Saturday as the team would enter The Grove on the east side of the Student Union and proceed down a sidewalk that runs through The Grove. Ole Miss fans fight for position on both sides of the sidewalk and greet the players with loud cheers. The braver fans even reach out and touch the players as they pass before them.

In the fall of 1998, a "Walk of Champions" arch was erected on the east side of The Grove, where the Rebel players begin their walk for every Saturday home game. The "Walk of Champions" arch was given to the University by the 1962 Rebel football team, which is the only squad in Ole Miss football history to finish a campaign with a perfect record (10-0). The 1962 team won the SEC title and was also named National Champion by the Litkenhous Ratings.

What has become a tradition on Ole Miss football Saturdays continues under head coach Lane Kiffin.

The Grove and Ole Miss produce one of the most unique college football experiences in the South and nationwide. *Sporting News* ranked it among college football's greatest traditions and described The Grove as "the Holy Grail of tailgating sites." In listing America's top sports colleges, *Sports Illustrated* named Ole Miss the nation's No. 1 tailgating school.

The Grove has twice played host to one of college football's great traditions, ESPN's College Gameday, which visited Ole Miss' campus for the first time in 2014 for the Rebels' matchup with Alabama and returned in 2021 as Ole Miss faced Texas A&M.



Widely recognized as one of the best tailgating experiences in the country, The Grove has been featured in such publications as The New York Times, Sports Illustrated and Sporting News.

OLE MISS

The University's nickname — Ole Miss — became part of the institution over 100 years ago, in 1896, when it was selected in a contest held to identify a new student publication, the yearbook. It was suggested by Miss Elma Meek of Oxford. Each succeeding issue of the annual has been given this copyrighted identity. The name gradually became synonymous with the University and is now a treasured segment of University history. The late Frank E. Everett, Jr., B.A. '32, LLB '34, put it best when he wrote:

There is a valid distinction between The University and Ole Miss even though the separate threads are closely interwoven.

The University is buildings, trees and people. Ole Miss is mood, emotion and personality. One is physical, and the other is spiritual. One is tangible, and the other intangible.

The University is respected, but Ole Miss is loved. The University gives a diploma and regrettably terminates tenure, but one never graduates from Ole Miss.

REBELS

The name REBELS emerged as Ole Miss' official athletic nickname in 1936. Suggested by Judge Ben Guider of Vicksburg, it was one of five entries submitted to Southern sports writers for final selection from a list totaling more than 200 proposed nicknames. The promotion was a contest sponsored by *The Mississippian*, the student newspaper. Of the 42 newsmen contacted, 21 responded. "Rebels" was the choice of 18. The University Athletic Committee made the name official with the Committee chairman, the late Judge William Hemingway, stating: "If 18 sports writers wish to use 'Rebels', I shall not rebel, so let it go 'Ole Miss Rebels.' "

RED & BLUE

In 1893, when Ole Miss' first football team was in training for a five-game season, Dr. A.L. Bonduant, organizer and manager-coach, later recalled that "the team had much discussion as to the colors that should be adopted, but it was finally suggested by the manager that the union of the Crimson of Harvard and the Navy Blue of Yale would be very harmonious, and that it was well to have the spirit of both of these good colleges." These were adopted as the football colors, and have since been adopted by the University as its athletic colors.

FINS UP

Following a big play, Ole Miss players are likely to throw their hand up to their helmet in the "Fins Up" gesture. The gesture is an homage to former Rebel and originator Tony Fein, a member of the initial Landshark defense in 2008. Fein, a two year spark plug for the Rebel defense and a United States Army veteran, tragically passed away in 2009. While its origins are rooted in Fein's legacy with the Rebel football program, the "Fins Up" gesture has since become a rallying cry across all sports at Ole Miss.



Tony Fein, a two-year letterwinner for the Rebels at linebacker in 2007 and 2008, is the originator of the "Fins Up" gesture that has become synonymous with Ole Miss athletics.

HOMECOMING AT OLE MISS

Homecoming at Ole Miss was formed as a weekend when alumni would reunite on the Oxford campus. It wasn't until 1924 that Homecoming became centered around a Rebel football game.

November 22, 1924, is recognized as the first official Homecoming football celebration at Ole Miss. On that day, the Rebels defeated Mississippi College, 10-6. Since then, the Homecoming football game and Homecoming weekend have been an annual event at Ole Miss.

Homecoming is a tradition on nearly every collegiate campus. At Ole Miss, it holds a special place in the hearts of all University alumni and current students. In 1928, the University students felt it a privilege to invite all former graduates back to the Ole Miss grounds.

"We bid hearty welcome to the alumni on the campus today," wrote J.P. Dale, the editor of *The Mississippian*. "It is always a pleasure for the student body to receive you, and to attempt to make you feel at home here as of yore. There are many ties that bind the old grad to his Alma Mater, but the greatest of all the ties, and the one lasting tie, is that feeling of love and veneration of the traditions of Ole Miss."

The first Homecoming parade is believed to have taken place in 1930. That year, students held a pep rally followed by a huge bonfire where freshmen

dressed in pajamas and joined the Ole Miss marching band as the procession continued on toward downtown.

The Homecoming parade, which has a wide range of participants from the University, still takes place today with the help of the Oxford community. The University celebrates by inducting five new members into the Ole Miss Alumni Hall of Fame. It also honors tradition by selecting a Homecoming Queen and her court.

The Rebels have found much success when hosting a foe on Homecoming. Entering the 2023 season, Ole Miss owns an impressive 72-16-2 record in Homecoming games after vacated wins. The Rebels have won 35 of the last 41 Homecoming contests on the field.



2022 Homecoming Queen and King, Eliza Peters and Kyle Gordon, during the Rebels annual Homecoming Game against Kentucky.

ALMA MATER

Way down south in Mississippi
There's a spot that ever calls

Where among the hills enfolded
Stand ole Alma Mater's halls

Where the trees lift high their branches
To the whisp'ring southern breeze

There Ole Miss is calling, calling
To our hearts' fond memories.

With united hearts we praise thee,
All our loyalty in thine,

And we hail thee, Alma Mater,
May thy light forever shine;

May it brighter grow and brighter
And with deep affection true,

Our thoughts shall ever cluster 'round thee,
Dear old Red and Blue.

May thy fame throughout the nation,
Thru thy sons and daughters grow,

May thy name forever waken,
In our hearts a tender glow,

May thy counsel and thy spirit
Ever keep us one in this,

That our own shall be thine honor,
Now and ever, dear Ole Miss.

Words by Mrs. A. W. Kahle
Music by W. F. Kahle '25
Rev. by Ruth McNeil '37

HOTTY TODDY

Are You Ready?
Hell Yeah! Damn Right!
Hotty Toddy, Gosh Almighty,
Who The Hell Are We? Hey!
Flim Flam, Bim Bam
Ole Miss By Damn!

ALL-TIME HOMECOMING RESULTS

RECORD: 72-16-2#

| | | |
|----------------|---------------------|-------|
| Nov. 22, 1924 | Mississippi College | 10-6 |
| Nov. 21, 1925 | Southwestern | 31-0 |
| Oct. 16, 1926 | Loyola (Chicago) | 13-7 |
| Nov. 5, 1927 | LSU | 12-7 |
| Nov. 3, 1928 | Clemson | 26-7 |
| Nov. 2, 1929 | Sewanee | 6-6 |
| Oct. 18, 1930 | Sewanee | 7-13 |
| Nov. 7, 1931 | Sewanee | 0-7 |
| Nov. 12, 1932 | Sewanee | 27-6 |
| Oct. 21, 1933 | Sewanee | 41-0 |
| Oct. 27, 1934 | Sewanee | 19-6 |
| Oct. 19, 1935 | Florida | 27-6 |
| Oct. 24, 1936 | Catholic University | 14-0 |
| Oct. 9, 1937 | Saint Louis | 21-0 |
| Oct. 22, 1938 | Centenary | 47-14 |
| Oct. 21, 1939 | Saint Louis | 42-0 |
| Oct. 19, 1940 | Duquesne | 14-6 |
| Oct. 4, 1941 | Southwestern | 27-0 |
| Oct. 19, 1946 | Louisiana Tech. | 6-7 |
| Sept. 20, 1947 | Kentucky | 14-7 |
| Oct. 9, 1948 | Vanderbilt | 20-7 |
| Oct. 1, 1949 | Kentucky | 0-47 |
| Oct. 7, 1950 | Boston College | 54-0 |
| Oct. 20, 1951 | Tulane | 25-6 |
| Nov. 1, 1952 | LSU | 28-0 |

| | | |
|---------------|----------------------|-------|
| Oct. 10, 1953 | Vanderbilt | 28-6 |
| Oct. 16, 1954 | Tulane | 34-7 |
| Oct. 22, 1955 | Arkansas | 17-7 |
| Oct. 13, 1956 | Vanderbilt | 16-0 |
| Nov. 9, 1957 | LSU | 14-12 |
| Nov. 8, 1958 | Houston | 56-7 |
| Oct. 17, 1959 | Tulane | 53-7 |
| Oct. 29, 1960 | LSU | 6-6 |
| Oct. 28, 1961 | Vanderbilt | 47-0 |
| Oct. 6, 1962 | Houston (in Jackson) | 40-7 |
| Oct. 26, 1963 | Vanderbilt | 27-7 |
| Oct. 3, 1964 | Houston | 31-9 |
| Oct. 9, 1965 | Florida | 0-17 |
| Oct. 15, 1966 | Southern Miss | 14-7 |
| Oct. 21, 1967 | Southern Miss | 23-14 |
| Oct. 19, 1968 | Southern Miss | 21-13 |
| Oct. 18, 1969 | Southern Miss | 69-7 |
| Nov. 7, 1970 | Houston | 24-13 |
| Oct. 23, 1971 | Vanderbilt | 28-7 |
| Oct. 21, 1972 | Florida | 0-16 |
| Oct. 27, 1973 | Vanderbilt | 24-14 |
| Oct. 19, 1974 | South Carolina | 7-10 |
| Oct. 11, 1975 | Georgia | 28-13 |
| Oct. 9, 1976 | Georgia | 21-17 |
| Oct. 22, 1977 | Vanderbilt | 26-14 |

| | | |
|----------------|-------------------|------------|
| Oct. 14, 1978 | Kentucky | 17-24 |
| Oct. 27, 1979 | Vanderbilt | 63-28 |
| Oct. 18, 1980 | Florida | 3-15 |
| Oct. 24, 1981 | Vanderbilt | 23-27 |
| Oct. 16, 1982 | TCU | 27-9 |
| Oct. 22, 1983 | Vanderbilt | 21-14 |
| Sept. 29, 1984 | Tulane | 19-14 |
| Oct. 26, 1985 | Vanderbilt | 35-7 |
| Oct. 18, 1986 | SW Louisiana | 21-20 |
| Oct. 24, 1987 | Vanderbilt | 42-14 |
| Nov. 5, 1988 | Tulane | 9-14 |
| Oct. 28, 1989 | Vanderbilt | 24-16 |
| Oct. 20, 1990 | Arkansas State | 42-13 |
| Oct. 26, 1991 | Vanderbilt | 27-30 |
| Nov. 7, 1992 | Memphis | 17-12 |
| Nov. 13, 1993 | Northern Illinois | 44-0 |
| Oct. 29, 1994 | LSU | 34-21 |
| Oct. 28, 1995 | Vanderbilt | 21-10 |
| Nov. 16, 1996 | LSU | 7-39 |
| Sept. 27, 1997 | Vanderbilt | 15-3 |
| Oct. 24, 1998 | Arkansas State | 30-17 |
| Oct. 9, 1999 | Tulane | 20-13 |
| Oct. 28, 2000 | UNLV | 43-40 (OT) |
| Oct. 20, 2001 | Middle Tennessee | 45-17 |
| Oct. 12, 2002 | Arkansas State | 52-17 |

| | | |
|---|----------------------|-------|
| Oct. 11, 2003 | Arkansas State | 55-0 |
| Oct. 2, 2004 | Arkansas State | 28-21 |
| Oct. 8, 2005 | Citadel | 27-7 |
| Oct. 7, 2006 | Vanderbilt | 17-10 |
| Oct. 6, 2007 | Louisiana Tech. | 24-0 |
| Oct. 4, 2008 | South Carolina | 24-31 |
| Oct. 17, 2009 | UAB | 48-13 |
| Nov. 6, 2010 | ^Louisiana-Lafayette | 43-21 |
| Nov. 12, 2011 | Louisiana Tech. | 7-27 |
| Oct. 13, 2012 | ^Auburn | 41-20 |
| Oct. 26, 2013 | ^Idaho | 59-14 |
| Oct. 18, 2014 | ^Tennessee | 34-3 |
| Oct. 10, 2015 | New Mexico State | 52-3 |
| Oct. 1, 2016 | ^Memphis | 48-28 |
| Oct. 14, 2017 | Vanderbilt | 57-35 |
| Oct. 6, 2018 | ULM | 70-21 |
| Oct. 5, 2019 | Vanderbilt | 31-6 |
| Oct. 24, 2020 | Auburn | 28-35 |
| Oct. 9, 2021 | Arkansas | 52-51 |
| Oct. 1, 2022 | Kentucky | 22-19 |
| ^Game vacated due to NCAA ruling #Original record: 77-16-2 | | |

CHARLIE CONERLY MEMORIAL SCHOLARSHIP



Ole Miss football standout Charlie Conerly was an unassuming man — never one to blow his own horn. He rarely celebrated after scoring a touchdown. He would simply hand the ball to the referee and trot to the sideline.

“Charlie was a shy man,” said New York Giants teammate Frank Gifford. “He didn’t want to stand out. He didn’t even like trophies. He was very sensitive about receiving praise.”

Off the field, Conerly also remained reserved. Perian Conerly said that her late husband wouldn’t understand why the Charlie Conerly Memorial Athletic Scholarship at the University of Mississippi was named in his honor, but he would be thrilled about the opportunity the scholarship provided.

“Charlie never would have gone to college without his football scholarship at Ole Miss,” she said. “That opportunity changed his life.”

One of the greatest football players ever to wear an Ole Miss uniform and a beloved alumnus, Conerly will be remembered for generations to come through the Charlie Conerly Memorial Athletic Scholarship. The \$100,000 endowment was set up by his wife for deserving student-athletes.

“The endowment is a widow’s mite when compared to other donations, but it’s a very important scholarship for future players,” she said.

A Clarksdale, Miss., native, Conerly passed away Feb. 13, 1996, after a lengthy illness. Affectionately known as Chunkin’ Charlie, the former quarterback thrilled Ole Miss fans as he led the Rebels to their first Southeastern Conference Championship in 1947 and a victory over Texas Christian University in the Delta Bowl.

Conerly earned three letters at Ole Miss, playing in 1942, 1946 and 1947, earning All-America honors his senior season and All-SEC accolades twice. He interrupted his undergraduate career to serve with the U.S. Marines in World War II.

After graduation, Conerly joined the NFL’s New York Giants, leading them to the 1956 NFL Championship. He was named 1948 NFL Rookie of the Year and the League’s Most Valuable Player in 1959. Conerly ended his career in 1961 with 1,418 career completions, including 173 touchdown passes. His Giants number 42 was retired in 1962. “Charlie had an incredible arm and a great feel for the game,” said Gifford. “He was a tremendous athlete, and by the end of his career, he was a sports hero for New York.” Perian Conerly authored “Backseat Quarterback” (*Doubleday 1963*), detailing the couple’s experiences during his professional football years. After retiring, Conerly and his wife returned to Mississippi, and they often traveled to Oxford on football weekends.

Conerly’s honors include induction into the National College Football Hall of Fame, Mississippi Sports Hall of Fame, Ole Miss Alumni Hall of Fame, and Ole Miss Athletic Hall of Fame. He also received the Distinguished American Award from the Ole Miss Chapter of the National Football Foundation and College Hall of Fame and was selected by Rebel fans as a back on the Ole Miss

Football Team of the Century. As a college player, Conerly was also named the Atlanta Touchdown Club’s SEC Back of the Year and the *Nashville Banner’s* SEC Player of the Year.

A prestigious trophy named in his honor, the C Spire Conerly Trophy, is awarded annually to Mississippi’s most outstanding collegiate football player. Designed to be the Mississippi equivalent of the Heisman Trophy, the award is open to all Mississippi players, regardless of school size or position. The original bronze sculpture is permanently housed in the Mississippi Sports Hall of Fame and Museum in Jackson, and a replica is on display at Ole Miss in Hollingsworth-Manning Hall, the school’s athletics memorabilia area located on the second floor of the Michael S. Starnes Athletic Training Center.

To learn more about the endowment, including details about making a tax-deductible contribution, contact the University of Mississippi Foundation at 1-800-340-9542.

CHUCKY MULLINS SCHOLARSHIP ENDOWMENT



The Chucky Mullins Scholarship is awarded to two groups of students. The first group is students who have a physical handicap, which falls under Vocational Rehabilitation guidelines. They must be enrolled full-time. The Office of Financial Aid works with Student Disability Services, Admissions and Enrollment Services to promote this scholarship so that qualifying students will come forward to inquire about it. The second group is students who have exceptional financial need. They must be full-time undergraduate students who are Mississippi residents or residents of Russellville, Alabama. The Office of Financial Aid runs reports of entering freshmen who have completed the Free Application for Federal Student Aid (FAFSA) to find students who demonstrate financial need and have no

resources to put toward their costs of education.

All students are awarded \$2,000 per year for up to four years as long as they maintain a minimum 2.5 resident GPA and full-time enrollment, and have not yet received a bachelor’s degree. From the 2003-04 academic year through 2018-19, we awarded more than 180 unduplicated students the Chucky Mullins Scholarship. A total of 14 new recipients were selected for the 2018-19 academic year.

To contribute to the Chucky Mullins Scholarship endowment, contact the UM Foundation at (662) 915-5944 or umf@olemiss.edu.

CONERLY TROPHY

Awarded annually to Mississippi’s top collegiate football player

PAST RECIPIENTS

- 1996 Tregnel Thomas, Delta State
- 1997 **Stewart Patridge, Ole Miss**
- 1998 James Johnson, Mississippi State
- 1999 **Deuce McAllister, Ole Miss**
- 2000 Josh Bright, Delta State
- 2001 **Eli Manning, Ole Miss**
- 2002 Rod Davis, Southern Miss
- 2003 **Eli Manning, Ole Miss**
- 2004 Michael Boley, Southern Miss
- 2005 Jerious Norwood, Mississippi State
- 2006 **Patrick Willis, Ole Miss**
- 2007 Damion Fletcher, Southern Miss
- 2008 Juan Joseph, Millsaps College
- 2009 Anthony Dixon, Mississippi State
- 2010 Chris White, Mississippi State
- 2011 Austin Davis, Southern Miss
- 2012 **Bo Wallace, Ole Miss**
- 2013 Gabe Jackson, Mississippi State
- 2014 Dak Prescott, Mississippi State
- 2015 Dak Prescott, Mississippi State
- 2016 **Evan Engram, Ole Miss**
- 2017 **A.J. Brown, Ole Miss**
- 2018 Jeffery Simmons, Mississippi State
- 2019 Kylin Hill, Mississippi State
- 2020 **Elijah Moore, Ole Miss**
- 2021 **Matt Corral, Ole Miss**
- 2022 **Quinshon Judkins, Ole Miss**

OLE MISS WINNERS




Stewart Patridge, 1997



Deuce McAllister, 1999



Eli Manning, 2001 & 2003




Patrick Willis, 2006



Bo Wallace, 2012




Evan Engram, 2016



A.J. Brown, 2017



Elijah Moore, 2020



Matt Corral, 2021



Quinshon Judkins, 2022

J.W. "WOBBLE" DAVIDSON SCHOLARSHIP



It's a funny thing about sports and nicknames. They seem to go hand-in-hand. Whether it's quarterbacks named "Easy" or linemen named "Slim", a nickname follows you for the rest of your life. Such was the case with J.W. "Wobble" Davidson.

Never one to let the spotlight hit him, Davidson spent three years playing left end for Ole Miss, before returning to his alma mater as an assistant coach. He gave up the idea of playing pro football to enter the Marine Corps to fight in World War II. He never thought twice about it. He never even left Oxford, returning after the war to spend his days at the place he called home.

Davidson's love for Oxford and his alma mater proved just as great in his family life as it did in his professional life. A proud father


of two, Wobble, his wife Sara, son Don and daughter Debra all attended Ole Miss. Davidson spent 11 years as head tennis coach and 23 years as the M-Club Advisor, mentoring student-athletes into productive members of society. He and his family even lived in the athletic dorms on campus.

It was his love for Ole Miss that the J.W. "Wobble" Davidson Scholarship fund was established. Given to the children of former Ole Miss letterwinners, the scholarship helps make sure that those who love the University as much as Wobble will always have the opportunity for their children to attend Ole Miss.

Davidson graduated from Ole Miss in 1942, earning three letters in football, three in track and two in basketball for the Rebels. A member of the Mississippi Sports Hall of Fame and the Ole Miss Sports Hall of Fame, Davidson also earned his master's degree from Ole Miss.

To learn more about the J.W. "Wobble" Davidson Scholarship Fund, including details about making a tax-deductible contribution, contact Clay Cavett at the UM Alumni Office at 662-915-7375.

LARRY L. JOHNSON SCHOLARSHIP



Larry L. Johnson of Jackson wants to help young men benefit from the same opportunity in life he received: a football scholarship to the University of Mississippi that enabled him to participate in the sport he loved while pursuing degrees for a successful career.

The retired BellSouth executive - whose football career at Forest High School in Scott County captured the attention of UM coaches - has established a scholarship endowment with more than \$100,000. The first in his family to attend college, Johnson received an athletics scholarship that allowed him to earn two business degrees and play wingback and outside linebacker on three championship football teams (1961, '62 and '63).

Desiring to give back to his college and home community,

Johnson's scholarship agreement stipulates that preference should be given to Scott County football signees when possible.

Known to the Ole Miss family as "Larry Leo," Johnson has been active in the M-Club alumni chapter for athletes. He served on the M-Club's board of directors and has organized and directed many team reunions. As Student M-Club president in 1963, Johnson helped establish the J.W. Davidson Scholarship fund to honor the legendary Ole Miss coach. He also is an Ole Miss Athletics Foundation member.

He holds bachelor's and master's degrees in business and is a past chair of the Business Advisory Board at the UM School of Business Administration.

An active civic leader in Jackson, Johnson continues to give of his time and resources to the community in many areas since retiring from BellSouth in 2000 after 33 years as an executive with the company. Both of Johnson's sons, Rick and Scott, graduated from Ole Miss. Larry and his wife, Rita Parks Johnson, live in Madison, and they have a blended family of five, with multiple grandchildren.

JOEL EMBRY MEMORIAL SCHOLARSHIP



During football camps under sun-drenched skies on the Oxford campus, Joey Embry decided he wanted to be an Ole Miss Rebel. In 1995, at the end of his stellar prep career at Bruce (Miss.) High School, the scholarship offer came.

Embry was a member of the Rebel football team for two years before his tragic death on May 19, 1998, when he drowned just months before he was expected to be a major contributor on the offensive line.

His Rebel teammates dedicated the 1998 season to his memory and wore Embry's name and number on their helmets.

Family and friends are keeping his spirit alive through the Joey

Embry Memorial Scholarship Fund, established to help student-athletes at The University of Mississippi. "I think Joey would be really proud of the scholarship fund," said his mother, Gwen Embry, "not because it is honoring him, but because it will help so many other students."

Embry's roommate and fellow teammate Bobby Killion, a former Ole Miss center, said, "Joey touched the lives of so many people while having an influence on those who came in contact with him. He was a great man and is missed by a lot of people. I know I'll miss him for the rest of my life."

Embry left a strong impression on the Ole Miss community, providing leadership both on and off the playing field. As a business administration major, he excelled academically, making the UMAA Honor Roll and the SEC Academic Honor Roll. He also was active in the Fellowship of Christian Athletes (FCA).

In addition to the scholarship fund, Weyerhaeuser Co. donated equipment to Ole Miss' Starnes Athletic Training Center in memory of the Ole Miss football player.

Individuals and organizations can contribute to the Joey Embry Memorial Scholarship Fund through The University of Mississippi Foundation, P.O. Box 249, University, MS 38677; phone 800-340-9542; e-mail umf@olemiss.edu.

WESLEY WALLS SCHOLARSHIP



Former Ole Miss All-America tight end Wesley Walls of Pontotoc, Miss., and his wife, Christy, have endowed a football scholarship at Ole Miss.

The \$100,000 gift is used to provide a football scholarship to any Ole Miss signee from Pontotoc County.

Walls, a five-time Pro Bowler with the Carolina Panthers of the National Football League, enjoyed a 14-year NFL career, playing with San Francisco and New Orleans prior to joining the Panthers. He retired in 2004 after one season with the Green Bay Packers.

"I received so much from Ole Miss, not only an education and a chance to play college football, but also as a person," Walls said. "I met my wife here and we truly love Ole Miss and her people. This

scholarship represents a way to come back and help Pontotoc County. There are a lot of good athletes over there."

At Ole Miss, Walls earned four letters and excelled both on the field and in the classroom. He came to Oxford in 1985 as a defensive end, but also played tight end his senior campaign when he became one of the nation's few two-way players in 1988.

Following his senior year, Walls was selected first team All-America at tight end by the Associated Press. He was also a first team All-SEC pick, was selected Mississippi's Amateur Athlete of the Year and was chosen as one of three permanent Ole Miss team captains.

Off the field, Walls compiled a 3.41 GPA in General Engineering, earned Academic All-America honors, was a three-time Academic All-SEC pick, was selected Colonel Rebel at Ole Miss, was named to the University of Mississippi Hall of Fame and received an NCAA Postgraduate Scholarship. He was selected as one of 11 National Football Foundation and Hall of Fame Scholar-Athletes and was chosen to give the response at the awards dinner in New York City.

Walls finished his NFL career with 450 catches for 5,291 yards and 54 touchdowns. Upon his retirement, he was considered one of the premier tight ends in the game.

PARK STEVENS MEMORIAL SCHOLARSHIP



Park Stevens, a native of Columbus, Mississippi, and a graduate of New Hope High School, walked on to the Ole Miss football team in the spring of 2013 after spending two seasons at East Central Community College. He participated in spring drills with the Rebels and was looking forward to his first season with a Southeastern Conference team. Stevens' hopes were cut short by a tragic automobile accident July 3, 2013, when Stevens died instantly at the age of 20.

"Park had such a magnetic personality. He didn't meet a stranger," former East Central Community College coach Brian Anderson told The Clarion-Ledger. "He was just an outstanding young man. He just had personality for days."

His parents, Dean and Gail, established the Park Stevens Memorial Scholarship Fund with the UM Foundation in his memory. Gifts may be made by sending a check with the fund noted in the memo line to the UM Foundation, P.O. Box 249, University, Miss. 38677; or by visiting www.umfoundation.com/makeagift.

VAUGHT-HEMINGWAY STADIUM/HOLLINGSWORTH FIELD

On the southeast side of the University of Mississippi campus stands historic Vaught-Hemingway Stadium, a landmark of Ole Miss tradition and an anchor for the strong future of Rebel Football.

The stadium has received several upgrades in the last few years and most recently debuted a significant expansion in 2016 that increased the capacity to 64,038, making Vaught-Hemingway the largest stadium in the state of Mississippi.

The facelift provides Rebel fans with an even greater gameday atmosphere and more seating. The north side of the stadium was closed in to provide additional student seating and transformed into an exciting new "front door." The Lloyd Bell Tower, the north plaza and the Jake Gibbs Letterwinner Walk were all added in the fall of 2017.

Other enhancements include a new videoboard and sound system, stadium lights, as well as a natural grass playing surface returning to Hollingsworth Field for the first time since 2002.

For its efforts in stadium enhancements, Ole Miss is one of 10 facilities (pro or collegiate) to earn the 2017 Facility of Merit Award.

As part of the \$200 million Forward Together capital campaign, the south end zone was also renovated to add 30 luxury suites and 770 club level seats, and the west suites were all refinished for the 2015 season.

Upgrades leading up to the 2013 season included the removal of sideline platforms and bricking the east and west side facade, as well as a team halftime locker room and the addition of two on-field suites.

From 2009-15, the playing surface was FieldTurf synthetic grass. It was natural grass from its beginning until 1970, AstroTurf from 1970-84, natural grass again from 1985-2002 and AstroPlay synthetic from 2003-08.

The stadium increased its capacity to 60,580 in 2002 with the bowling in of the south end zone.

With the additional seating, the Rebels have set record-breaking attendance figures over the last 13 years, drawing all 10 of the largest crowds in school history. The momen-

tous Ole Miss-Alabama encounter in 2009 attracted a crowd of 62,657, the second largest ever to watch a football game on campus in Mississippi. The Rebels' matchup with LSU in 2003 gathered 62,552 fans, and the 2004 Tennessee game drew 62,028.

The stadium, known as Hemingway Stadium for much of its existence, began its long historic life in 1915 when students at the University helped in the construction of the first football grandstand at the site of the present field. The construction of the stadium and its permanent foundation was a three-year (1939-41), federally-sponsored project. Stadium capacity was originally listed at 24,000.

During the summer of 1988, the stadium received a major facelift, highlighted by a new press box, new aluminum sideline seating and a club level section for 700 people.

Renovations continued in the summer of 1990 when lights were added to the stadium. A Sony JumboTron scoreboard/message center was added for the 1997 season.

In 1998, the Guy C. Billups Rebel Club Seating area was completed, placing an upper deck on the east side of Vaught-Hemingway Stadium. The addition, which includes a special seating section with an enclosed concession and lounge area, pushed capacity to over 50,000.

The stadium is named for the late Judge William Hemingway (1869-1937), a professor of law and longtime chairman of the University's Committee on Athletics.

On Oct. 16, 1982, John Howard Vaught saw his name added to the stadium. Vaught compiled a 190-61-12 record as head football coach at Ole Miss and brought the Rebels National Championships in 1959, 1960 and 1962. At the 1998 season opener vs. Memphis, the field was named in honor of Dr. Jerry Hollingsworth for his continuing generous support to Ole Miss Athletics.



Coach John Vaught



Judge William Hemingway



Dr. Jerry Hollingsworth



The Rebels boast an all-time record of 270-112-8 at Vaught-Hemingway Stadium. (Original record: 292-115-8 before games vacated.)

TOP 10 CROWDS

| | Attendance | Opponent | Year |
|-----|------------|-------------------|------|
| 1. | 66,176 | Alabama | 2016 |
| 2. | 66,038 | Mississippi State | 2016 |
| 3. | 65,927 | Auburn | 2016 |
| 4. | 65,923 | Alabama | 2022 |
| 5. | 65,889 | Memphis | 2016 |
| 6. | 65,843 | Georgia | 2016 |
| 7. | 65,243 | Auburn | 2022 |
| 8. | 64,828 | Kentucky | 2022 |
| 9. | 64,232 | Wofford | 2016 |
| 10. | 64,523 | LSU | 2021 |

THROUGH THE YEARS




1895 (old baseball field)



1952




1980



1998



2002



2022

MANNING CENTER

The Olivia and Archie Manning Athletics Performance Center at Ole Miss serves as the Rebels' indoor practice facility.

Ole Miss named the facility in honor of the Mannings in 2013, recognizing their extraordinary contributions to the University of Mississippi.



In the ever-expanding college football arms race, Ole Miss has joined the nation's elite with the recent \$45 million renovation to the Olivia and Archie Manning Athletics Performance Center. The renovation -- which began in January 2022 and was completed in July 2023 -- expanded the current space from 181,500 square feet to 221,000, bringing a pro mind-set to the Rebel football program.

Ole Miss now trains in a 10,710-square-foot weight room, including a cardio mezzanine, yoga/pilates space, state-of-the-art technology, fueling stations and offices for the nutrition staff. The training room also expanded and features additional recovery benefits, including hydrotherapy, massage therapy, compression units, two sensory deprivation tanks, cold and hot tubs, new concussion rehabilitation technology and counseling space for mental health and nutrition consultations.

The Van Devender Family Foundation Locker Room received a complete makeover and was expanded to include a barber shop, hydro tanks, plunge pools, a players' lounge and fueling station.

All new office spaces were built, including separate offensive and defensive team meeting rooms to supplement the existing Roland and Sheryl Burns Team Meeting Room. Office layouts were streamlined for offensive, defensive, analytics and recruiting staffs, as well as a renovated head coach's office.

The equipment room was expanded as well, along with an ESPN/SEC Network bureau cam room, a photo and video studio and a media workroom. The new Williams-Reed Foyer welcomes visitors to the Ole Miss football headquarters and the Gina and Chip Crunk Grill at 1810 remains to feed the Rebels.



FEDEX STUDENT-ATHLETE SUCCESS CENTER

Since May 2007, Ole Miss student-athletes have benefitted tremendously from their first-class on-campus learning environment - the FedEx Student-Athlete Success Center.

FedEx Corporation announced on April 14, 2005, a \$2.5 million gift over five years to the University of Mississippi to create such an elite academic support center for student-athletes.

The center provides state-of-the-art computer facilities and space for study halls and tutoring for men and women student-athletes, as well as additional classrooms for all students.

"FedEx has always been a strong supporter of educational initiatives at all levels," said Mike Glenn, executive vice president of marketing development and corporate communications. "This contribution to the University of Mississippi is an extension of our commitment to helping improve the academic resources available to students, and student-athletes in particular."

Glenn said FedEx and Ole Miss are committed to

providing a strong academic foundation to enable students to reach their full potential.

The money was used to renovate a portion of the Starnes Athletic Center—which formerly housed football locker rooms, a weight room and training facilities—next to Vaught-Hemingway Stadium on All-American Drive. The 22,500-square-foot building now houses the Office of Student-Athlete Academic Support, including offices, conference rooms, 20 large and small group tutoring rooms, a large study area, a multi-media classroom, computer lab and 150-seat high-tech auditorium. The project was completed in May 2007 with an approximate cost of \$5 million.


In accepting the FedEx gift, university officials said the new center provides an important link in the university's goal to compete at the highest level in every aspect of its intercollegiate programs.

"American public universities are the best in the world largely because of the generosity of American corporations," said then-UM Chancellor Robert Khayat.

"FedEx sets the standard for philanthropy by which others are measured. In this case, Ole Miss student-athletes are the primary beneficiaries, but all our students will benefit and, as a result, our entire state benefits."

In addition to this gift to the University, FedEx supports several endowed scholarship programs, the Whitten Chair in Law, the Lott Leadership Institute, the William Winter Institute for Racial Reconciliation and William Faulkner's historic home, Rowan Oak.

Every aspect of Ole Miss athletics is geared toward the success of its student-athletes. The Michael S. Starnes Athletic Training Center provides a valuable role in the development and display of that success.



STARNES ATHLETIC TRAINING CENTER

The multi-purpose Starnes Center has undergone many transformations through the years. It houses a sizeable memorabilia collection and multi-purpose uses for athletic training and equipment.

Formerly the Doc Knight Field House, the Training Center stands just north of Vaught-Hemingway Stadium and within walking distance of the Manning Center, Swayze Field and the main athletics office complex.

The training room has been used by several sports. There are four offices for the athletic training staff, room for at least 13 treatment tables, six taping stations and countless rehabilitation equipment. It also contains a wet room with a whirlpool that help make up an environment for top-notch care and injury prevention for Rebel athletes.

The facility extends to the east into a similar structure which holds a lobby, a conference room and offices. Connected to the west end is the FedEx Student-Athlete Success Center, a state-of-the-art complex opened in May

2007.

Starnes, the building's benefactor, donated \$1 million toward the facility as part of an extensive \$2.5 million renovation in 1995. A 1968 Ole Miss graduate, Starnes is president of Tennessee California Express, Inc., a transportation company.


Much of the history and the many accolades of Rebel athletics are displayed in two rooms on the second floor of the Starnes Center that make up Hollingsworth-Manning Hall.

The larger room is divided into four zones, with the North Wing reserved to honor the nine Ole Miss Rebels in the College Football Hall of Fame. The East Wing spotlights the 58 Ole Miss first team All-Americans as well as Hall of Fame Coach John Vaught and the legacy of Chucky Mullins. The West Wing is reserved for baseball, track, tennis and golf All-Americans as well as Bruiser Kinard, the only player in Ole Miss history inducted into both the College and Professional Football Hall of Fame. The South

Zone honors Ole Miss All-Americans in men's and women's basketball as well as C. M. "Tad" Smith, who played and coached at Ole Miss and also served as Athletics Director.

The smaller room of Hollingsworth-Manning Hall is devoted entirely to an impressive memorabilia collection from the family of Ole Miss legend Archie Manning, which includes items of all three sons, Cooper, Peyton and Eli. The focal points of the exhibit are Super Bowl MVP photos of both Peyton and Eli hoisting the Lombardi Trophy.

Dr. Jerry Hollingsworth, an Ole Miss alumnus and general practitioner in Ft. Walton Beach, Florida, joined forces with former Rebel quarterback Archie Manning to establish the recruitment/memorabilia center. It is faithfully maintained and updated by Langston Rogers, Special Assistant to the Athletics Director for History.



OXFORD-UNIVERSITY STADIUM/SWAYZE FIELD



Ole Miss boasts one of the nation's premier college baseball venues. Mike Bianco's Rebels have annually ranked among the top five in college baseball attendance, while hosting 10 NCAA Regionals and three Super Regionals.

THE SANDY & JOHN BLACK PAVILION AT OLE MISS



Home to the Ole Miss men's and women's basketball teams, The Sandy & John Black Pavilion at Ole Miss opened in January 2016 and is a 9,500 seat, state-of-the-art facility nestled next to Vaught-Hemingway Stadium.

OLE MISS TRACK & FIELD COMPLEX



Top-of-the-line track facility and locker room has received \$10.2 million in renovations since 2016.

OLE MISS SOFTBALL COMPLEX



Construction began on a brand-new facility for Ole Miss softball in May 2023.

TUOHY CENTER



Opened in 2010, this \$13 million, 51,000-sq.-ft. facility includes team rooms, offices and two practice courts.

GILLOM CENTER



A massive 2017 renovation makes this women's sports complex, including new volleyball court, an elite training facility.

OLE MISS SOCCER STADIUM




Known for its immaculately kept pitch, Ole Miss soccer boasts a beautiful facility adjacent to the Gillom Center.

PALMER-SALLOUM TENNIS CENTER




Dramatic enhancements were made in 2012 to what was already one of the nation's top tennis facilities.

OLE MISS GOLF COURSE



The Rebel golf teams enjoy a recently renovated short-game facility adjacent to the Whitten Golf Center.

OLE MISS RIFLE RANGE



The Patricia C. Lamar National Guard Readiness Center is easily one of the top college rifle facilities in the nation.

WILLIAM F. GALTNEY INDOOR TENNIS CENTER



The Galtney Tennis Center pairs with the Palmer-Salloum Center to serve as some of the best facilities in college tennis.

HEALTH AND SPORTS PERFORMANCE

Ole Miss launched the unique and comprehensive Health and Sports Performance program in July 2012, which takes a holistic approach to providing optimal health care for the demands of elite student-athletes. Through a complete collaboration between all services provided in the Health and Sports Performance model, Ole Miss is ensured not only healthy student-athletes, but ones that can achieve peak performance. These services include strength and conditioning, athletic training, team physicians, physical therapy, massage therapy, sports psychologist and sports nutrition.

“Our team of Health and Sports Performance professionals strive to provide quality health and sports performance services based on the latest in health and strength training research,” said Shannon Singletary, Executive Associate A.D. for Health and Sports Performance. “By doing this we hope to not only provide our student-athletes with a better chance of winning on the field but also give them an opportunity to lead a healthy lifestyle.”

Ole Miss Health and Sports Performance has strong working relationships with student health services, local physicians and Baptist Memorial Hospital-North Mississippi, which is located just miles from the Oxford campus. The department also taps into its own University of Mississippi Medical Center in Jackson for world-class treatment from multiple specialties including orthopedics, neurology and cardiology.

The Rebels enjoy a partnership with a team of orthopedic surgeons that includes: Daniel Boyd, M.D.; Kure Luber, M.D. and Cooper Terry, M.D., from Oxford Orthopedic and Sports Medicine, and from the University of Mississippi Medical Center.

Jeff Dennis, M.D., also provides primary care services as a part of the Internal Medicine Associates of Oxford.

Ole Miss’ athletic trainers begin treatment and rehabilitation as early as 6 a.m. and are available until the last student-athlete is finished with practice or competition. There are currently six athletic training facilities on campus with the two main athletic training rooms located in the Starnes Athletic Training Center and the Manning Center. In addition, there are four satellite athletic training rooms located in The Pavilion at Ole Miss, Tuohy Basketball Center, Gillom Sports Center and Oxford-University Stadium/Swayze Field.

The main athletic training rooms are stocked with equipment such as digital x-ray systems, stationary bikes, laser therapy equipment, therapeutic modalities, underwater treadmills and Biodex testing equipment. Each component is strategically designed to not only give the student-athletes the best care but also aid in returning them to competition as quickly and safely as possible.



Pat Jernigan
Assistant AD



Kevin Keys
Assistant Athletic Trainer



Mitchell Mazur
Assistant Athletic Trainer



Dr. Marshall Crowther
Medical Director/Sports
Medicine Physician



Josie Nicholson
Sports Psychologist

REBEL STRENGTH AND CONDITIONING

The mission of this strength and conditioning program is to prepare athletes to adapt and thrive under the stress load of practicing and competing in football - with specific consideration of the relevant biomotor abilities, metabolic demands, psychological factors and injury risk associated with the sport.

We will demand discipline, relentlessness and intelligent effort while we work toward improving each athlete’s skill level. We will cultivate a high-energy, up-tempo environment where enthusiasm and competition will flourish. We will attack this mission with a scientifically supported, comprehensive approach and specific considerations of the metabolic demands and injury risks of our sport. Training must prepare the athlete for the specific competitive stress load of their sport.

Top priority is to improve high speed, loaded and unloaded, total body coordination and mechanical efficiency. We will imitate the demands of football by striving to produce as many maximal or near maximal contractions as often as possible in training. Our team must be conditioned to handle and thrive at a relentless, up tempo pace. Everything we do in training is done to help the athletes more efficiently execute the movement requirements of their sport. We will demand discipline, intensity and intelligent effort while we work towards improving physical capabilities. We will cultivate a high energy environment where enthusiasm and competition will flourish.

The environment in the weight room must be one of high effort, intensity and excitement. An attitude will be established through training that will carry over onto the playing field.

Discipline, hard work and vigor will become permanent traits of the athletes.

There are no greater facilities at which to train athletes than the majestic and newly-renovated Manning Center, which was recently expanded from 181,500 to 221,000 total square feet in a state-of-the-art remodeling of the building that houses the Ole Miss football team and staff. Included in those renovations completed in July 2023 is a 10,710-square-foot weight room with a cardio mezzanine, yoga/pilates space, state-of-the-art technology, fueling stations and offices for the nutrition staff. The training room also expands and features additional recovery benefits, including hydrotherapy, massage therapy, compression units, two sensory deprivation tanks, cold and hot tubs, new concussion rehabilitation technology and counseling space for mental health and nutrition consultations.


With the Manning Center’s full-sized indoor practice field, the Rebels’ extensive workouts touch on every area of fitness and conditioning and prepare their bodies fully for intense SEC battles.




Nick Savage
Head Football Strength
and Conditioning Coach



Zack Akenberger
Assoc. Head Football Strength
and Conditioning Coach



Anthony Henderson
Assistant Football Strength
and Conditioning Coach



Jordan Sims
Assistant Football Strength
and Conditioning Coach



DeVante Wilson
Assistant Football Strength
and Conditioning Coach

STUDENT-ATHLETE DEVELOPMENT - ACADEMICS

Ole Miss student-athletes not only have the opportunity to play in one of the best conferences in the nation, they also attend a university that is world-renowned for its academics.

The Office of Student-Athlete Development is committed to helping all Ole Miss student-athletes achieve academic success. The mission of the FedEx Student-Athlete Success Center is to promote academic excellence and provide quality developmental and need-based

programs to help student-athletes become independent and self-reliant learners. In an environment that promotes student development, the staff provides programming and support for all student-athletes from the time they arrive on campus through graduation and beyond. The staff provides resources, experience and knowledge empowering each student-athlete to reach his/her academic, career and personal potential. The FedEx staff pursues this mission by promoting academic success with integrity, strict adherence to university, SEC and NCAA rules, and a dedication to excellence.

Ole Miss has a long history of academic success among its football players, ranking first among Southern schools with 24 Academic All-America selections, such as quarterback, Eli Manning. Also among football's NFL standouts are Patrick Willis (Wilma Rudolph Award Winner) and Terrence Metcalf (Rebel Reconnect Graduate).



Derek Johnson
Director of Football
Academics



Carter Kruckenberg
Senior Academic
Counselor



Keyana Smith
Assistant Director
Academic Counseling

SOCIAL RESPONSIBILITY & ENGAGEMENT

The department of Social Responsibility & Engagement strives to enhance the experience of student-athletes, staff and coaches by cultivating an environment that aligns with the core values of the Ole Miss Athletics Department to identify, organize and amplify the following:

Student-Athlete Enhancement

- Career Development
- Personal Enhancement

UMITY

- Diversity, Equality & Inclusion
- Community Engagement



Ravin Gilbert
Director of Social
Responsibility and
Engagement



Donte Ferrell
Social Responsibility
and Engagement
Counselor

Where Your Story is Written

• **Year 1: Exposure** - Student-athletes engage in personal advancement programming that is designed to educate and support each individual as they transition into collegiate athletics. Exposing our first year student-athletes to many topics, including but not limited to financial literacy and career exploration, will serve as a foundation as they begin their journey of writing their book at Ole Miss.

• **Year 2: Identify** - Using the information obtained during Year 1, student-athletes will begin the phase of creating their story. Programming during Year 2 will focus on identity. Through this programming, student-athletes will be able to set forth long-term goals and create a plan on how to achieve those goals.

• **Year 3: Opportunity** - After determining their personal and professional goals, Year 3 will provide both educational and experiential learning opportunities that will maximize their potential of obtaining post-graduate placement.

• **Year 4: Enhancement & Preparation** - Student-athletes are in the final stage of preparing for life after intercollegiate athletics. During this time, student-athletes will engage in intentional programming in areas that will enhance skills obtained throughout their time at Ole Miss, preparing for a successful transition following their collegiate careers.



GLENN F. BOYCE | CHANCELLOR



Glenn and Emily Boyce

After a decades-long career in leadership roles in post-secondary and secondary education, Dr. Glenn F. Boyce became the 18th Chancellor of the University of Mississippi in 2019. As chancellor, Dr. Boyce is committed to strengthening how Ole Miss builds leaders, empowers student success, drives progress through

research and economic opportunity, and champions communities.

He is leading efforts to increase graduation rates and retention rates and to implement a student success model that expands innovative opportunities to support all student populations throughout a student's entire academic tenure. Under Dr. Boyce's leadership, freshman enrollment hit record numbers as he prioritized investments in technology, marketing, and recruitment staff. The freshman retention rate reached a new all-time high of 89.3% in fall 2022, which exceeds the national average.

Dr. Boyce promotes entrepreneurship and economic development to champion Mississippi, bolster its communities, and create fulfilling jobs for Ole Miss graduates in Mississippi. A key milestone in those efforts is the university's largest single construction project ever on the Oxford campus, the Jim and Thomas Duff Center for Science and Technology Innovation, which is on pace to open by fall 2024. At the University of Mississippi Medical Center, the Kathy and Joe Sanderson Tower at Children's of Mississippi more than doubled the square footage of the state's only children's hospital, providing significant renovations and updates to spaces dedicated strictly to pediatric care.

During Chancellor Boyce's tenure, the university launched "Now & Ever," the largest comprehensive campaign in the history of Mississippi universities that aims to generate at least \$1.5 billion in private support. This effort includes the \$350 million "CHAMPIONS. NOW." campaign to provide Ole Miss student-athletes with first-rate facilities and enable Ole Miss Athletics to attract high-level talent and win in the highly competitive Southeastern Conference.

In athletics, Ole Miss Women's Golf captured the 2021 NCAA Championship, the Ole Miss cheer team won

the Universal Cheerleaders/Dance Association College Nationals twice in five years, and the Ole Miss baseball team secured the university's first-ever men's NCAA National Championship in 2022. With student success as a priority, Ole Miss Athletics set a new department record with a Graduation Success Rate (GSR) of 88% in 2022.

Dr. Boyce served previously as Commissioner of Higher Education for the State of Mississippi, leading the state's university system that serves more than 95,000 students at four research universities, four regional universities, and the academic health science center. Boyce joined IHL after serving as president of Holmes Community College for more than nine years.

Chancellor Boyce earned his bachelor's degree in education and a doctorate in education leadership from the University of Mississippi. He and his wife, Emily, met while Ole Miss undergraduates, attending an Ole Miss basketball game on their first date. The Boyces are also Ole Miss parents, as all three of their daughters—Brittany, Danielle and Madeline—hold degrees from the university. And, they anticipate one day their grandchildren will also earn degrees from Ole Miss!

ATHLETICS COMMITTEE



Dr. Ron J. Rychlak
Chairman



Michael Barnett
Faculty Senate
Representative



Dr. Laura F. Prior
Faculty Member



Jon-Michael Wimberly
Faculty Senate
Representative



Dr. David Case
Committee
Secretary



Dr. Daniel W. Durkin
Faculty Senate
Representative



William N. Reed
Alumni President



John Darnell
Alumni Association
Past President



Dr. Todd Sandroni
Alumni
Representative



Bruce Ware
Alumni
Representative



Deetra A. Wiley
Staff Council



David A. Whitcomb
General Counsel



Mike Glenn
At-Large Member



LouAnn Woodward, M.D.
Medical Center
Faculty



Karen Moore
Alumni President
Elect



Ricky Burkhead
Faculty Member



Dr. Ethel Y. Scurlock
Faculty Member

PAST ATHLETICS COMMITTEE CHAIRMEN



Judge William
Hemingway
1920s-37



Dr. T.A.
Bickerstaff
1937-72



Dr. Richard Keye
1972-77



Dr. Parham
Williams
1978-83



Dr. Max Williams
1983-97



Dr. Robert
Weems
1997-2007

KEITH CARTER | VICE CHANCELLOR FOR INTERCOLLEGIATE ATHLETICS



Keith Carter, a former Rebel All-American basketball player and a decorated fundraiser and administrator for the Ole Miss athletics department, was named Vice Chancellor for Intercollegiate Athletics on November 22, 2019 by University of Mississippi Chancellor Glenn Boyce.

Carter served in the role on a temporary basis for the previous six months, having the interim tag removed after receiving a unanimous recommendation from the members of a highly respected search committee.

Carter's first three full seasons on the job have marked one of the most successful periods in the history of the university, producing two national championships, record postseason participation and its best finishes ever in the Learfield College Directors' Cup.

Ole Miss turned in arguably its greatest athletics season ever in 2021-22, headlined by a Men's College World Series championship, its first 10-win football regular season and an Allstate Sugar Bowl appearance. With 16 of the 18 Rebel teams reaching the NCAA Tournament, Ole Miss earned a record finish in the Learfield Cup for the second straight year at No. 20, the highest ever for a school from the state of Mississippi.

In 2020-21 with Carter's leadership steering the athletics department through the COVID-19 pandemic, the Rebels excelled with 17 of the 18 programs advancing to the postseason en route to a 22nd-place finish in the Learfield Cup standings.

Highlighting the banner year was the first outright NCAA team title in school history by the women's golf team. Other Ole Miss squads achieving at a high level included Rifle finishing third in the nation; Track & Field/Cross Country earning a third-place finish for the men and seventh for the women from the USTFCCCA; and Baseball, Soccer and

Men's Tennis reaching the NCAA rounds of 16.

Carter's administration made a monumental announcement in December 2021 and formally launched the CHAMPIONS.NOW. capital campaign. The campaign impacts several key facilities throughout the athletics department, including a \$45 million renovation of the Olivia and Archie Manning Athletics Performance Center that was completed in July 2023. Other future projects include the Ole Miss Softball Complex, Ole Miss Soccer Stadium, Ole Miss Golf Complex and Oxford-University Stadium/Swayze Field.

Carter's tenure has also included the implementation of Next Level, a comprehensive name, image and likeness program. Through an enhanced partnership with INFLCR, Ole Miss student-athletes are empowered with the knowledge and resources to elevate their brand and platform.

It was a busy start to Carter's stint as permanent A.D., as he was tasked immediately with hiring new head coaches. Two weeks after his own announcement, Carter selected Lane Kiffin as the Rebels' 39th head football coach in a decision that garnered national acclaim from media and fans. Carter continued to transform the Ole Miss coaching roster in April, landing Women's College World Series coach Jamie Trachsel to lead the Rebel softball program.

Before assuming the athletics director chair, Carter served as Ole Miss Deputy A.D. for Development and Resource Acquisition since February 2018. He was the Chief Revenue Officer for the athletics department while overseeing the Athletics Foundation and serving as the sport administrator for baseball and men's basketball.

Carter's rise through the athletics ranks was swift and distinguished. He joined the Ole Miss Athletics Foundation in September 2009, when he was hired by then director Danny White (current Tennessee A.D.) and worked alongside Allen Greene (former Auburn A.D. and current Ole Miss Deputy A.D.). In less than three years, Carter was named OMAF

Executive Director in June 2012 by then A.D. Ross Bjork and served in that role until his own appointment as athletics director.

In 2016, Carter received the Fundraiser of the Year Award from the National Association of Athletic Development Directors (NAADD). Under his guidance, the Foundation experienced its four highest years for donations, including a record \$45.6 million in cash contributions in 2015-16. During his tenure, commitments to the Forward Together capital campaign increased from \$62 to \$180.8 million in cash and pledges toward its goal of \$200 million.

Among the major gifts was a \$25 million gift from Jerry "Doc" Hollingsworth, which included \$10 million in cash, the largest gift in the history of the Ole Miss athletics department by a single individual or organization. Carter was also responsible for several other seven-figure gifts including a \$3.7 million anonymous gift, and a \$2 million gift to the re-name the basketball practice facility to the Tuohy Basketball Center. He worked with executive level staff to build the vision for facility growth through the Forward Together campaign, which included plans for the \$96.5 million Pavilion at Ole Miss.

Carter joined the Ole Miss Athletics Foundation after spending the previous year with the UM Foundation, where he worked in donor relations and meeting the financial needs of the School of Business.

A four-year starter at Ole Miss, Carter helped the Rebels to a pair of Southeastern Conference Western Division titles in 1997 and 1998 and earned All-America honors after his senior season in 1999. The four-year starter received All-SEC first and second team honors in 1998 and 1999. He also won a gold medal as a member of the U.S. national team at the 1998 Goodwill Games. Carter played professional basketball in Italy from 2001 until 2008.

A native of Perryville, Arkansas, Carter lives in Oxford with his wife, Jill, and three children — Drew, Callie and Hayes.

ATHLETICS LEADERSHIP



Allen Greene
Senior Deputy AD for External Relations and Business Development



Jennifer Saxon
Exec. Associate AD/ SWA



Shannon Singletary
Exec. Associate AD for Internal Ops



Angela "Ane" Redmond Debro
Associate General Counsel - Athletics



Bob Baker
Senior Associate AD for Student-Athlete Development



Kyle Bruce
Senior Associate AD for Strategic Engagement



Rob Heuer
Senior Associate AD for Compliance



Denson Hollis
Senior Associate AD for Development/ Chief Executive Officer



Angela Robinson
Senior Associate AD for Finance



Joe Swingle
Senior Associate AD for Facilities and Event Management



Kyle Campbell
Associate AD for Brand Strategy



Micah Ginn
Associate AD for Sports Prod./ Creative Services



Matt McLaughlin
Associate AD for Development/ Chief Dev. Officer



Neal Mead
Associate AD for Event Management



Wesley Owen
Associate AD for Development/ Chief Revenue Officer



Tiffany Edwards
Assistant AD for Human Resources



Matt Smith
Assistant AD for Marketing and Fan Experience

In planning your coverage of Ole Miss Football in 2023, media are asked to review the following information. Contact the Athletics Communications office at 662-915-7522 if you have any questions.

WORKING CREDENTIALS

To request game credentials, go to Ole Miss' online credentialing site: www.sportssystem.com/OleMiss. Credential requests must be made as early as possible by the sports director of each media outlet and are limited to those media who will be attending the game in a working capacity. Media must approve the SEC Media Policy before requesting credentials.

Media credentials are allotted on the following basis: 1) websites whose primary purpose is to gather and disseminate news and who have an affiliation with a nationally recognized media entity/network; 2) daily newspapers; 3) network affiliate television stations; 4) magazines, non-broadcast radio stations and weekly newspapers.

PARKING

Gameday media parking will be located in the garage adjacent to The Pavilion. Each pass is for a specific numbered parking spot. Cars parked in the wrong spot will be towed.

Parking passes may not be picked up at media will-call and must be requested during credential application process.

MEDIA GATE/WILL-CALL

Media will enter Gate 35 on the west side of the stadium beginning three (3) hours prior to kickoff. The media will-call table will be located beside the elevators on the concourse level of The SJB Pavilion. Photographers may receive a vest at this location.

PHOTOGRAPHERS/SIDELINE ACCESS

All photographers must wear a photo vest in order to be admitted to the sidelines. This may be received beside the elevators on the concourse level of The SJB Pavilion. Gameday flip cards will be available there or in the photo workroom, which is located next to the visiting team locker room off the southeast corner of the field.

Per NCAA rule, images or likeness of current student-athletes may not be sold, distributed or used for commercial purposes without appropriate consent.

SIDELINE ACCESS

Excluding select portions of the game, media sideline access is reserved for photographers/ videographers. Credentialed photographers/videographers who arrive at media will-call without proper equipment will not be granted a vest for sideline access. When on the sideline, media must remain outside the bench area and may not shoot behind the benches. During pre-game activities, media must remain in the designated area, as posted in the photo workroom, until the team leaves the field after warm-ups.

GAMEDAY SERVICES

Extensive content will be distributed to media immediately following the game, including photos, video highlights, press conferences, quotes, statistics, notes, a recap, etc. Gameday media contacts include:

- PHOTO: Josh McCoy, 662-832-7469
- VIDEO: Jake Hromada, 440-242-1262
- ALL OTHER CONTENT: Brad Sheffield, 662-816-9931

PRESS CONFERENCES/INTERVIEWS

Tentatively, Ole Miss will hold its weekly fall press conference each Monday of the regular season beginning at 11:30 a.m. CT. Various Ole Miss coaches and staff will be first, followed by head football coach Lane Kiffin at 11:45 a.m. The press conference is streamed live on SEC Network+ (ESPN App) and Facebook.

Players will follow Coach Kiffin at the Monday press conference. Select players will be also available at approximately noon on Tuesday, while Coach Kiffin will be available Wednesday on the SEC teleconference (noon CT). There is no media availability on Thursday or Friday.

Times are subject to change, and some media opportunities may be virtual.

SEC WEEKLY TELECONFERENCE

Coach Kiffin will be available on the weekly Southeastern Conference weekly teleconference every Wednesday, beginning week one and concluding the final week of the regular season (noon CT). The number is available through the SEC office at 205-348-3000. See page 103 for more information.

PRACTICES

Practice footage is available periodically on the Ole Miss FTP site. At open practices, video is permitted for stretch only, and use of footage from practices must be limited to three minutes per day. Photographers must use tight shots and no formations.

VIDEO CONTENT

Press conferences, media opportunities, practices and any form of competition may not be broadcast live, including Facebook Live and related media, without prior consent of the athletics department. Use of footage from practices is limited to three minutes per day. This includes content obtained via FTP.


Press conferences, practice footage and other content are available for media on the Rebels' official YouTube page: www.youtube.com/OleMissSports/videos. Ole Miss also offers free FTP downloads of this content for television stations to use during regularly scheduled newscasts. All content should be credited to Ole Miss Sports Productions. To access the Ole Miss FTP site, please contact Jake Hromada at jahromad@olemiss.edu or 440-242-1262.



ATHLETICS COMMUNICATIONS STAFF



Kyle Campbell
Associate AD for Brand Strategy



Brad Sheffield
Director of Communications



Tyler Wooten
Associate Director of Communications



Connor Allen
Assistant Director of Communications



Kyle Birnbrauer
Assistant Director of Communications



Madeline Marshall
Assistant Director of Communications



Mike Swartz
Assistant Director of Communications



RECRUITS

Per NCAA rules, media are not permitted to have contact with a prospect or family members of a prospect during their official visit, including prospects in attendance at practice or games. In addition, media are forbidden from videoing or photographing prospects during their visit. Media are also asked to make every effort to keep distance from prospects on campus, including at practice, during pre-game activities on the sidelines and in the stands.

RADIO RIGHTS

The radio rights to Ole Miss Football are provided by IMG College in partnership with TeleSouth Communications Inc. Visiting networks planning to originate from Vaught-Hemingway Stadium/ Hollingsworth Field are issued credentials by the Ole Miss Athletics Communications office. Broadcast lines should be ordered through AT&T (1-877-438-0041). Visiting networks may also wish to contact Cabell Philpott with IMG College (336-831-0719) or cabell.philpott@imgworld.com), concerning the SEC's network agreement.

RADIO/TELEVISION SHOW

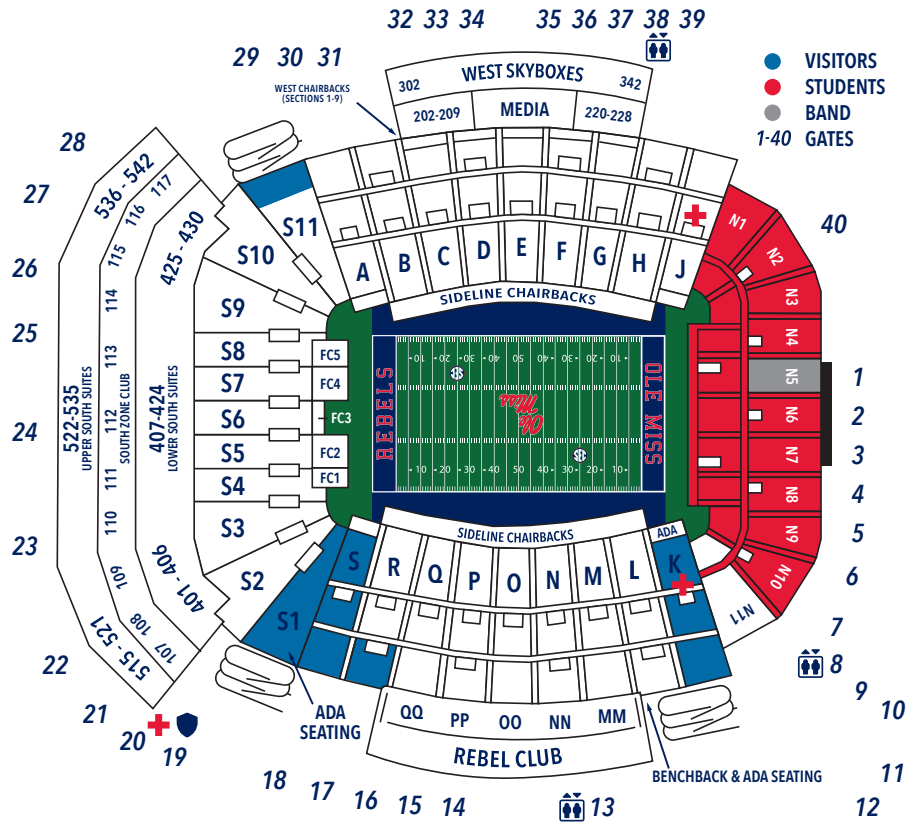
The RebTalk radio show gives fans the opportunity to ask Coach Kiffin questions concerning Ole Miss Football. The talk show, hosted by David Kellum, will air every Thursday during the season at 7 p.m., live from Bourne on the Oxford Square.

"The Season: Ole Miss Football" is an award-winning, weekly 30-minute show produced by Ole Miss Sports Productions. It debuts Wednesdays at 6 p.m. CT on TheSeasonOle-Miss.com and airs on ESPNU. See page 221 for more information.

OLEMISSSPORTS.COM

For updated statistics, rosters, game notes and all Rebel news on the Internet, go to the official Ole Miss athletics website, www.OleMissSports.com. For those out of range of the Mississippi Network's radio broadcast, live audio of the game is available through the official Ole Miss Sports app. In addition, daily news and nuggets are available on the official Twitter account of Ole Miss Football, @OleMissFB. Fans can also follow the Rebels on Instagram (@OleMissFB) and Facebook (Ole Miss Football).

VAUGHT-HEMINGWAY STADIUM/HOLLINGSWORTH FIELD



OLE MISS GAME WEEK MEDIA SCHEDULE

| SATURDAY | SUNDAY | MONDAY | TUESDAY | WEDNESDAY | THURSDAY | FRIDAY |
|---|---|---|---|---|--|--|
| <ul style="list-style-type: none"> Gameday Coach Kiffin and select players available after game | <ul style="list-style-type: none"> No practice | <ul style="list-style-type: none"> Practice closed Coach Kiffin press conference at 11:45 AM CT Players available following Coach Kiffin | <ul style="list-style-type: none"> Practice availability for media for select periods Players available after practice at approximately noon CT | <ul style="list-style-type: none"> Practice closed Coach Kiffin available on SEC teleconference (noon CT) | <ul style="list-style-type: none"> Practice closed No interviews Reb Talk radio show 6 p.m. at Bourne | <ul style="list-style-type: none"> Practice closed No interviews |

Times are subject to change.



Captain Bruiser Kinard's 1937 Ole Miss team made the first en masse flight by a college squad, flying from Memphis to Philadelphia on American Airlines flagship Maryland.

MEDIA OUTLETS

| | |
|--------------------------------------|--------------|
| Oxford/University Media | |
| Oxford Eagle..... | 662-234-4331 |
| Daily Mississippian (campus)..... | 662-915-5503 |
| Ole Miss Spirit/On3.com..... | 662-236-2667 |
| RebelGrove.com/Rivals.com..... | 662-238-7762 |
| Inside the Rebels/247Sports.com..... | 662-236-2667 |
| HottyToddy.com..... | 662-816-8594 |
| UMTV (campus)..... | 662-915-5508 |
| WQLJ-FM 93.7..... | 662-236-0093 |
| WUMS-FM 92.1 (campus)..... | 662-915-5395 |

Additional Regional Media

| | |
|--|--------------|
| Associated Press..... | 601-948-5897 |
| Biloxi Sun Herald..... | 228-896-2100 |
| Bolivar Commercial..... | 662-843-4241 |
| Clarion-Ledger..... | 601-961-7294 |
| Clarksdale Press Register..... | 662-627-2201 |
| Commercial Appeal..... | 901-529-2360 |
| Commercial Dispatch..... | 662-328-2471 |
| Daily Corinthian..... | 662-287-6111 |
| Daily Leader..... | 601-833-6961 |
| Daily Sentinel-Star..... | 662-226-4322 |
| Delta Democrat Times..... | 662-335-1155 |
| Enterprise-Journal..... | 601-684-2421 |
| Greenwood Commonwealth..... | 662-453-2908 |
| Hattiesburg American..... | 601-582-4341 |
| Meridian Star..... | 601-485-1203 |
| Mississippi Network..... | 601-957-1700 |
| Mississippi Press/Press-Register..... | 800-655-6597 |
| Natchez Democrat..... | 601-442-9101 |
| Northeast Mississippi Daily Journal..... | 662-842-2611 |
| Panolian..... | 662-563-4591 |
| Vicksburg Post..... | 601-636-4545 |
| West Point Times Leader..... | 662-494-1422 |
| WCBI-TV (CBS)..... | 662-245-0133 |
| WTVA-TV (NBC)..... | 662-842-7620 |
| WREG-TV (CBS)..... | 901-543-2117 |
| WMC-TV (NBC)..... | 901-726-0416 |
| WATN-TV (ABC)..... | 901-321-7617 |
| WHBQ-TV (Fox)..... | 901-320-1345 |
| WJTV-TV (CBS)..... | 601-944-4920 |
| WLBT-TV (NBC)..... | 601-960-4428 |
| WAPT-TV (ABC)..... | 601-922-1652 |
| WABG-TV (ABC)..... | 662-332-0949 |
| WXVT-TV (CBS)..... | 662-334-1500 |
| WTOK-TV (ABC)..... | 601-693-6397 |
| WLOX-TV (ABC)..... | 228-896-1313 |
| WDAM-TV (NBC)..... | 800-844-0730 |
| WXXV-TV (FOX/NBC)..... | 228-832-2525 |

TRAVEL

AIRPORTS

Memphis International Airport is located 76 miles north of the university. Jackson-Evers International Airport is 167 miles south of campus.

ACCOMMODATIONS

For hotels, restaurants and general information on Oxford, go to VisitOxfordMS.com. Nearby cities with additional hotel options include Batesville, New Albany, Holly Springs and Grenada, among others.

DRIVING DIRECTIONS

Media traveling to campus should take the Chucky Mullins Drive exit off of Highway 6 and travel north toward the 4-way stop. Media with parking passes for the garage should turn right onto Hill Drive.

ROAD HEADQUARTERS

TRIP #1 • TULANE • SEPT. 8-9

JW Marriott New Orleans
614 Canal St.
New Orleans, LA 70130

TRIP #2 • ALABAMA • SEPT. 22-23

Marriott Birmingham
3590 Grandview Pkwy.
Birmingham, AL 35243

TRIP #3 • AUBURN • OCT. 20-21

Renaissance Montgomery Hotel & Spa
201 Tallapoosa St.
Montgomery, AL 36104

TRIP #4 • GEORGIA • NOV. 10-11

Sonesta Gwinnett Place Atlanta
1775 Pleasant Hill Rd.
Duluth, GA 30096

TRIP #5 • MISSISSIPPI STATE • NOV. 22-23

Hilton Garden Inn Tupelo
363 E. Main St.
Tupelo, MS 38804

OLE MISS RADIO NETWORK



One of the most popular means of keeping track of Rebel Football is tuning in to the Ole Miss Radio Network. The Network offers first-rate broadcasts of every Rebel football game, including a 90-minute pregame show and extensive postgame coverage.

Ole Miss Football may be heard throughout Mississippi and portions of the Southeast through services provided by Learfield in partnership with TeleSouth Communications Inc. In addition, every game can be heard worldwide over the internet at OleMissSports.com, and on XM Satellite Radio.

“The Voice of the Rebels,” David Kellum, returns for his 35th season handling the Ole Miss radio play-by-play call. The veteran broadcaster also serves as the play-by-play announcer for both Ole Miss basketball and baseball. In 1998, 2000, 2002, 2004, 2011, 2012, 2016, 2017 and 2022, Kellum was honored as the Mississippi Sportscaster of the Year, as voted on by the National Sportscasters and Sportswriters Association members in the state. In August 2006, he received the “Lindsey Nelson Outstanding Sportscaster” award from the All-American Football Foundation.

Kellum’s first link with Ole Miss Athletics was in 1978. As a 19-year-old freshman, he began broadcasting Rebel baseball, and has handled the baseball play-by-play for the past 45 seasons.

Kellum hosts Ole Miss’ weekly radio shows for men’s basketball and football. He is married to the former Mary Evelyn Kuehn of Oxford. They have two daughters, Stefanie Marie and Staci Michelle.

Harry Harrison, a former All-America selection at safety for the Rebels, provides the color commentary for the broadcast. A letterwinner from 1971-73, Harrison is President of Harry Harrison and Associates in Oxford, Mississippi. He is the father of two sons and a daughter – Nick, Josh and Lyndee.

John Darnell played quarterback for the Rebels from 1985-89, helping lead Ole Miss to a victory in the 1989 Liberty Bowl over Air Force. Darnell currently lives in Tupelo with his wife, Sydney, with whom he has two daughters: Katie and McKenzie.

Gary Darby is the host of North Mississippi Spotlight on SuperTalk North Mississippi, as well as the studio host of the Memphis Grizzlies Radio Network. Darby has a long history with the Ole Miss Radio Network, working with football, baseball, and both the men’s and women’s basketball teams. He returns this season in 2023 as host of both the pregame and postgame shows.

Darby grew up in the north Mississippi area, where he attended both Northwest College and the University of Mississippi. He is married to the former Tracy White of New Albany, who works in the IT department at Ole Miss. Darby is the proud father of Jessica, Tyler, and Whitten.

GAMEDAY RADIO CREW




David Kellum
Play-by-Play



Harry Harrison
Color Analyst



John Darnell
Sideline Reporter



Gary Darby
Co-host Pregame and Postgame Shows



Brett Norsworthy
Co-host Pregame and Postgame Shows

Brett Norsworthy enters his 16th season as co-host of the pregame and postgame show. Brett began in radio in 1992 co-hosting Sportstime on WHBQ in Memphis and has remained a Memphis sports radio fixture throughout the following years. A member of the Football Writers of America Association and a Heisman Trophy voter.

In his radio career, Brett has had the pleasure of covering the SEC beat extensively. He’s also covered The Masters, The Super Bowl, The World Series, The NBA, PGA Tour as well as freelance reporting for major networks. He currently co-hosts “Sportstime with Bryant Dacus, Stats and J. Morgan Harter” on AM 560 & 98.5 FM/WHBQ in Memphis.

Rounding out the broadcast team is Houston McDavitt, engineer/producer. McDavitt has worked with the radio broadcast for 17 years in a technical role and has been in broadcast engineering for 24 years. This is his 11th year as game engineer/producer for Ole Miss football. He is Director of Engineering for Telesouth Communications and lives in Brandon with his wife, Laura. McDavitt has two sons, Thomas and Watson.

2023 AFFILIATES

| | |
|----------------------|----------------------------|
| Amory | WAMY-AM (1580) |
| Batesville | WTNM-FM (93.7) |
| Brookhaven | WBKN-FM (92.1) |
| Columbus | WNMQ-FM (103.1) |
| Corinth | WXRZ-FM (94.3) |
| Greenwood..... | WYMX-FM (99.1) |
| Hattiesburg..... | WFMM-FM (97.3) |
| Hazelhurst | WDXO-FM (92.9) |
| Jackson | WFMN-FM (97.3) |
| Laurel..... | WLAU-FM (99.3) |
| Lexington (TN.)..... | WZLT-FM (99.3) |
| Louisville | WLSM-FM (107.1) |
| McComb | WMPK-FM (93.5) |
| Memphis | WHBQ-AM (560) |
| Meridian | WZKR-FM (103.3) |
| Natchez..... | WKSO-FM (97.3) |
| Ocean Springs | WOSM-FM (103.1) |
| Oxford | WOXF-FM (105.1) |
| Philadelphia | WHOC-AM (1490) |
| Prentiss..... | WJDR-FM (98.3) |
| Tupelo | WFTA-FM (101.9) |
| Vicksburg..... | WVBG-AM (1490) |
| Water Valley | WQLJ-FM (105.5) |
| Waynesboro | WABO-AM (990) |
| Yazoo City | WBYP-FM (107.1) |
| Nationwide | Satellite Radio (SiriusXM) |
| Online..... | OleMissSports.com |
| Mobile | Ole Miss Sports app |

Affiliate list subject to change

ON AIR WITH THE REBELS

The Reb Talk radio show and “The Season: Ole Miss Football” television program are distributed by Learfield in partnership with TeleSouth Communications.

The radio show is a weekly one-hour live radio broadcast that allows fans the opportunity to hear from Coach Lane Kiffin and other staff and players about Ole Miss Football. The show will air every Thursday during the season at 6 p.m., live from Bourne on the Oxford Square.



REBELS ON TELEVISION

Ole Miss was one of the first football programs in the Southeastern Conference, as well as the nation, to have a game broadcast on television.

On Nov. 13, 1948, WMCT-TV in Memphis telecast the Ole Miss-Tennessee game from Crump Stadium in the “Bluff City.”

The game, won by the Rebels, was reported to be the first football game televised from the Mid-South.

The Rebels’ first network televised football game was in the 1952 season when they faced Georgia Tech in the 1953 Sugar Bowl on ABC-TV.

Since then, Ole Miss has appeared on 300 regional and national telecasts, and on every major sports network, including ABC, CBS, FOX, NBC, ESPN, ESPN2, ESPNU, SEC Network and FSN.

The Southeastern Conference and ESPN signed a 20-year agreement through 2034 to create and operate a multiplatform network which launched August 14, 2014. The new network and its accompanying digital platform carry SEC content 24/7 and featured more than 1,000 live events in its first year.

The network televises more than 45 SEC football games, more than 100 men’s basketball games, 60 women’s basketball games, 75 baseball games, and events from across the SEC’s 21 sports annually. Programming includes in-depth commentary and analysis in studio shows, daily news and information, original content such as SEC Storied, spring football games, and more.

In 2022, Ole Miss appeared on ABC, CBS twice, ESPN four times, and SEC Network five times.

The Rebels’ history on television has been a storied one. The memorable 1969 Ole Miss-Alabama game, which had national record-setting performances by Rebel quarterback Archie Manning and Tide signal caller Scott Hunter, was one of the first college games televised at night.

Ole Miss has compiled a 135-171-2 record in TV games, and 236 of the telecasts have been to national audiences. The first Rebel game to be televised in color was the 1960 Sugar Bowl when Ole Miss shut out LSU 21-0.





GAME-BY-GAME NETWORK TELEVISION RESULTS

| | | | | | | | | |
|------|---|-------|------|--|------------|------|---|------------|
| 1952 | Georgia Tech (ABC), New Orleans, 1953 Sugar Bowl | 7-24 | 1988 | Alabama (TBS), Tuscaloosa | 22-12 | 2002 | Vanderbilt (JP), Oxford | 45-38 |
| 1953 | Arkansas (CBS), Memphis | 28-0 | 1988 | LSU (TBS), Baton Rouge | 20-31 | 2002 | Florida (CBS), Oxford | 17-14 |
| 1954 | Navy (ABC), New Orleans, 1955 Sugar Bowl | 0-21 | 1989 | Florida (TBS), Gainesville | 24-19 | 2002 | Alabama (CBS), Tuscaloosa | 7-42 |
| 1955 | TCU (CBS), Dallas, 1956 Cotton Bowl | 14-13 | 1989 | Georgia (TBS), Oxford | 17-13 | 2002 | Auburn (JP), Oxford | 24-31 |
| 1957 | Texas (NBC), New Orleans, 1958 Sugar Bowl | 39-7 | 1989 | Air Force (RAYCOM), Memphis, 1989 Liberty Bowl | 42-29 | 2002 | Georgia (ESPN2), Athens | 17-31 |
| 1958 | Florida (CBS), Jacksonville, 1958 Gator Bowl | 7-3 | 1990 | Arkansas (RAYCOM), Little Rock | 21-17 | 2002 | LSU (ESPN2), Baton Rouge | 13-14 |
| 1959 | LSU (NBC), New Orleans, 1960 Sugar Bowl | 21-0 | 1990 | Kentucky (TBS), Oxford | 35-29 | 2002 | Mississippi State (ESPN), Oxford | 24-12 |
| 1960 | *LSU (ABC), Oxford | 6-6 | 1990 | Georgia (TBS), Athens | 28-12 | 2002 | Nebraska (ESPN), Shreveport | 27-23 |
| 1960 | Rice (NBC), New Orleans, 1961 Sugar Bowl | 14-6 | 1990 | Tennessee (CBS), Memphis | 13-22 | 2003 | Vanderbilt (JP), Nashville | 24-21 |
| 1961 | Arkansas (ABC), Jackson | 16-0 | 1991 | Michigan (ESPN), Jacksonville, 1991 Gator Bowl | 3-35 | 2003 | Memphis (ESPN2), Memphis | 34-44 |
| 1961 | Texas (CBS), Dallas, 1962 Cotton Bowl | 7-12 | 1991 | Tulane (TBS), New Orleans | 22-3 | 2003 | Florida (JP), Gainesville | 20-17 |
| 1962 | Arkansas (NBC), New Orleans, 1963 Sugar Bowl | 17-13 | 1991 | Georgia (SportSouth), Oxford | 17-37 | 2003 | Alabama (JP), Oxford | 43-28 |
| 1963 | *LSU (CBS), Baton Rouge | 37-3 | 1992 | *Georgia (ABC), Athens | 11-37 | 2003 | Arkansas (ESPN2), Oxford | 19-7 |
| 1963 | Alabama (NBC), New Orleans, 1964 Sugar Bowl | 7-12 | 1992 | Alabama (JP), Tuscaloosa | 10-31 | 2003 | South Carolina (JP), Oxford | 43-40 |
| 1964 | Mississippi State (NBC), Oxford | 17-20 | 1992 | Mississippi State (JP), Oxford | 17-10 | 2003 | Auburn (CBS), Auburn | 24-20 |
| 1964 | Tulsa (CBS), Houston, 1964 Bluebonnet Bowl | 7-14 | 1992 | Air Force (ESPN), Memphis, 1992 Liberty Bowl | 13-0 | 2003 | LSU (CBS), Oxford | 14-17 |
| 1965 | *Tennessee (NBC), Memphis | 14-13 | 1993 | Arkansas (JP), Jackson | 19-0 | 2003 | Mississippi State (ESPN), Starkville | 31-0 |
| 1965 | *Auburn (ABC), Memphis, 1965 Liberty Bowl | 13-7 | 1993 | *Alabama (ABC), Oxford | 14-19 | 2004 | Oklahoma State (FOX), Dallas, 2004 SBC Cotton Bowl | 31-28 |
| 1966 | Texas (ABC), Houston, 1966 Bluebonnet Bowl | 0-19 | 1994 | Auburn (JP), Oxford | 17-22 | 2004 | Alabama (ESPN2), Tuscaloosa | 7-28 |
| 1967 | Alabama (ABC), Birmingham | 7-21 | 1994 | Florida (JP), Oxford | 14-38 | 2004 | Vanderbilt (JP), Oxford | 26-23 |
| 1967 | *LSU (ABC), Jackson | 13-13 | 1994 | *Alabama (ABC), Tuscaloosa | 10-21 | 2004 | Tennessee (ESPN2), Oxford | 17-21 |
| 1967 | Texas-El Paso (SN), El Paso, 1967 Sun Bowl | 7-14 | 1996 | Auburn (JP/ESPN2), Oxford | 45-28 | 2004 | Memphis (ESPN), Oxford | 14-35 |
| 1968 | *Georgia (ABC), Athens | 7-21 | 1996 | Tennessee (ESPN), Memphis | 3-41 | 2004 | Arkansas (JP), Fayetteville | 3-35 |
| 1968 | Virginia Tech (ABC), Memphis, 1968 Liberty Bowl | 34-17 | 1996 | Alabama (ESPN2), Tuscaloosa | 0-37 | 2005 | Memphis (ESPN), Memphis | 10-6 |
| 1969 | Alabama (ABC), Birmingham | 32-33 | 1996 | Georgia (JP), Athens | 31-27 | 2005 | Vanderbilt (JP), Nashville | 23-31 |
| 1969 | *LSU (ABC), Jackson | 26-23 | 1996 | Mississippi State (JP/ESPN2), Oxford | 0-17 | 2005 | Tennessee (JP), Knoxville | 10-27 |
| 1970 | Arkansas (ABC), New Orleans, 1970 Sugar Bowl | 27-22 | 1997 | Auburn (JP/ESPN2), Auburn | 9-19 | 2005 | Alabama (CBS), Oxford | 10-13 |
| 1970 | Alabama (ABC), Jackson | 48-23 | 1997 | **Tennessee (CBS), Knoxville | 17-31 | 2005 | Auburn (JP), Auburn | 3-27 |
| 1970 | *LSU (ABC), Baton Rouge | 17-61 | 1997 | LSU (JP), Baton Rouge | 36-21 | 2005 | LSU (ESPN2), Oxford | 7-40 |
| 1971 | Auburn (NBC), Jacksonville, 1971 Gator Bowl | 28-35 | 1997 | Alabama (JP), Oxford | 20-29 | 2006 | Memphis (ESPN), Oxford | 28-25 |
| 1971 | Georgia Tech (MizLou), Atlanta, 1971 Peach Bowl | 41-18 | 1997 | Arkansas (ESPN), Oxford | 19-9 | 2006 | Missouri (FSN/Turner South), Columbia | 7-34 |
| 1973 | LSU (ABC), Jackson | 14-51 | 1997 | Mississippi State (JP/ESPN2), Starkville | 15-14 | 2006 | Georgia (ESPN2), Oxford | 9-14 |
| 1973 | *Tennessee (ABC), Jackson | 28-18 | 1997 | Marshall (ESPN), Pontiac, 1997 Ford Motor City Bowl | 34-31 | 2006 | Alabama (CBS), Tuscaloosa | (ot) 23-26 |
| 1974 | *Alabama (ABC), Jackson | 21-35 | 1998 | Memphis (JP), Oxford | 30-10 | 2006 | Arkansas (LFS), Fayetteville | 3-38 |
| 1975 | *LSU (ABC), Jackson | 17-31 | 1998 | Auburn (FOXSS), Oxford | 0-17 | 2006 | Auburn (LFS), Oxford | 17-23 |
| 1977 | *Auburn (ABC), Auburn | 15-21 | 1998 | Vanderbilt (JP), Nashville | 30-6 | 2007 | Memphis (CSS), Memphis | 23-21 |
| 1977 | *LSU (ABC), Jackson | 21-28 | 1998 | Arkansas (JP), Fayetteville | 0-34 | 2007 | Florida (LFS), Oxford | 24-30 |
| 1978 | *LSU (ABC), Baton Rouge | 8-30 | 1998 | Mississippi State (ESPN), Oxford | 6-28 | 2007 | Alabama (LFS), Oxford | 24-27 |
| 1979 | *Missouri (ABC) Jackson | 7-33 | 1998 | Texas Tech (ESPN), Shreveport, 1998 Sanford Independence Bowl | 35-18 | 2007 | LSU (CBS), Oxford | 14-17 |
| 1979 | *Tulane (ABC), New Orleans | 15-44 | 1999 | Vanderbilt (JP), Oxford | (ot) 34-37 | 2007 | Mississippi State (LFS), Starkville | 14-17 |
| 1980 | *LSU (ABC), Baton Rouge | 16-38 | 1999 | Auburn (JP) Auburn | (ot) 24-17 | 2008 | Wake Forest (ABC/ESPN2), Winston-Salem | 28-30 |
| 1982 | *Vanderbilt (CBS), Nashville | 10-19 | 1999 | Alabama (CBS) Oxford | 24-30 | 2008 | Florida (Raycom), Gainesville | 31-30 |
| 1982 | Tulane (TBS), Jackson | 45-14 | 1999 | Arkansas (ESPN2) Oxford | 38-16 | 2008 | Alabama (CBS), Tuscaloosa | 20-24 |
| 1983 | Tennessee (TBS), Knoxville | 13-10 | 1999 | Georgia (ESPN2) Oxford | 17-20 | 2008 | Auburn (Raycom), Oxford | 17-7 |
| 1983 | Air Force (MizLou), Shreveport, 1983 Independence Bowl | 3-9 | 1999 | Mississippi State (ESPN2) Oxford | 17-20 | 2008 | LSU (CBS), Baton Rouge | 31-13 |
| 1984 | Auburn (TBS), Oxford | 13-17 | 1999 | Mississippi State (ESPN) Starkville | 20-23 | 2008 | Mississippi State (Raycom), Oxford | 45-0 |
| 1984 | Georgia (TBS), Athens | 12-18 | 1999 | Oklahoma (ESPN), Shreveport, 1999 Sanford Independence Bowl | 27-25 | 2009 | Texas Tech (FOX), Dallas | 47-34 |
| 1984 | Mississippi State (TBS), Jackson | 24-3 | 2000 | Tulane (JP), Oxford | 49-20 | 2009 | 2009 AT&T Cotton Bowl | 45-14 |
| 1985 | Auburn (ESPN), Auburn | 0-41 | 2000 | Auburn (ESPN2), Oxford | 27-35 | 2009 | Memphis (ESPN), Oxford | 52-6 |
| 1985 | LSU (TBS), Jackson | 0-14 | 2000 | Vanderbilt (JP), Nashville | 12-7 | 2009 | Southeastern Louisiana (CSS), Oxford | 5-6 |
| 1985 | Notre Dame (USA), South Bend | 14-37 | 2000 | Alabama (ESPN), Tuscaloosa | 7-45 | 2009 | South Carolina (ESPN), Columbia | 10-16 |
| 1985 | Tennessee (TBS), Knoxville | 14-34 | 2000 | LSU (ESPN2), Oxford | 9-20 | 2009 | Vanderbilt (ESPNU), Nashville | 23-7 |
| 1986 | Tulane (TBS), Oxford | 35-7 | 2000 | Georgia (ESPN2), Athens | 14-32 | 2009 | Alabama (CBS), Oxford | 3-22 |
| 1986 | Georgia (TBS), Athens | 10-14 | 2000 | Mississippi State (ESPN), Oxford | 45-30 | 2009 | UAB (FSN), Oxford | 48-13 |
| 1986 | **LSU (ABC), Baton Rouge | 21-19 | 2000 | West Virginia (ESPN), Nashville, 2000 Music City Bowl | 38-49 | 2009 | Arkansas (SECN), Oxford | 30-17 |
| 1986 | Tennessee (TBS), Jackson | 10-22 | 2001 | Auburn (JP), Auburn | 21-27 | 2009 | Auburn (SECN), Auburn | 20-33 |
| 1986 | Mississippi State (TBS), Jackson | 24-3 | 2001 | Alabama (JP), Oxford | 27-24 | 2009 | Northern Arizona (CSS), Oxford | 38-14 |
| 1986 | Texas Tech (MizLou/USA), | | 2001 | LSU (ESPN2), Baton Rouge | 35-24 | 2009 | Tennessee (CBS), Oxford | 42-17 |
| | | | 2001 | Arkansas (ESPN2; ESPN Classic), Oxford (7 ot) | 56-58 | 2009 | LSU (CBS), Oxford | 25-23 |
| | | | 2001 | Georgia (JP), Oxford | 15-35 | 2010 | Mississippi St. (SECN), Starkville | 27-41 |
| | | | 2001 | Mississippi State (ESPN), Starkville | 28-36 | 2010 | Oklahoma State (FOX), Arlington | 21-7 |
| | | | 2001 | Vanderbilt (JP), Oxford | 38-27 | 2010 | Jacksonville State (CSS), Oxford | 48-49 |
| | | | 2002 | Memphis (JP), Oxford | 38-16 | 2010 | ^Tulane (ESPN2), New Orleans | 27-13 |
| | | | 2002 | Texas Tech (ABC), Lubbock | 28-42 | 2010 | Vanderbilt (SECN), Oxford | 14-28 |
| | | | | | | 2010 | ^Fresno State (CSS), Oxford | 55-38 |
| | | | | | | 2010 | ^Kentucky (SECN), Oxford | 42-35 |
| | | | | | | 2010 | Alabama (ESPN2), Tuscaloosa | 10-23 |
| | | | | | | 2010 | Arkansas (SECN), Fayetteville | 24-38 |
| | | | | | | 2010 | Auburn (ESPN2), Oxford | 31-51 |

| | | |
|------|---------------------------------------|------------|
| 2010 | ^Louisiana-Lafayette (ESPNU), Oxford | 43-21 |
| 2010 | Tennessee (CBS), Knoxville | 14-52 |
| 2010 | LSU (CBS), Baton Rouge | 36-43 |
| 2010 | Mississippi State (ESPNU), Starkville | 23-31 |
| 2011 | BYU (ESPN), Oxford | 13-14 |
| 2011 | Vanderbilt (SECN), Nashville | 7-30 |
| 2011 | Georgia (SECN), Oxford | 13-27 |
| 2011 | ^Fresno State (ESPN2), Fresno | 38-28 |
| 2011 | Alabama (ESPN2), Oxford | 7-52 |
| 2011 | Arkansas (SECN), Oxford | 24-29 |
| 2011 | Auburn (ESPNU), Auburn | 23-41 |
| 2011 | Kentucky (ESPNU), Lexington | 13-30 |
| 2011 | Louisiana Tech (CSS), Oxford | 7-27 |
| 2011 | LSU (ESPN), Oxford | 3-52 |
| 2011 | Mississippi State (ESPNU), Starkville | 3-31 |
| 2012 | ^UTEP (FSN), Oxford | 28-10 |
| 2012 | Texas (ESPN), Oxford | 31-66 |
| 2012 | ^Tulane (FSN), New Orleans | 39-0 |
| 2012 | Alabama (ESPN), Tuscaloosa | 14-33 |
| 2012 | Texas A&M (ESPNU), Oxford | 27-30 |
| 2012 | ^Auburn (SECN), Oxford | 41-20 |
| 2012 | ^Arkansas (SECN), Little Rock | 30-27 |
| 2012 | Georgia (CBS), Athens | 10-37 |
| 2012 | Vanderbilt (ESPNU), Oxford | 26-27 |
| 2012 | LSU (CBS), Baton Rouge | 35-41 |
| 2012 | ^Mississippi State (ESPNU), Oxford | 41-24 |
| 2013 | ^Pittsburgh (ESPN), Birmingham | |
| | 2013 BBVA Compass Bowl | 38-17 |
| 2013 | ^Vanderbilt (ESPN), Nashville | 39-35 |
| 2013 | ^Texas (Longhorn Network), Austin | 44-23 |
| 2013 | Alabama (ESPN), Tuscaloosa | 0-25 |
| 2013 | Auburn (ESPNU), Auburn | 22-30 |
| 2013 | Texas A&M (ESPN), Oxford | 38-41 |
| 2013 | ^LSU (ESPN2), Oxford | 27-24 |
| 2013 | ^Idaho (CSS), Oxford | 59-14 |
| 2013 | ^Arkansas (SEC-TV), Oxford | 34-24 |
| 2013 | ^Troy (ESPNU), Oxford | 51-21 |
| 2013 | Missouri (ESPN), Oxford | 10-24 |
| 2013 | Mississippi State (ESPN), Starkville | (ot) 10-17 |
| 2013 | Georgia Tech (ESPN), Nashville | |
| | 2013 Music City Bowl | 25-17 |
| 2014 | ^Boise State (ESPN), Atlanta | |
| | Chick-fil-A Kickoff Game | 35-13 |
| 2014 | ^Vanderbilt (ESPN), Nashville | 41-3 |
| 2014 | ^Louisiana-Lafayette (SECN), Oxford | 56-15 |
| 2014 | ^Memphis (FSN), Oxford | 24-3 |
| 2014 | ^Alabama (CBS), Oxford | 23-17 |
| 2014 | ^Texas A&M (ESPN), College Station | 35-20 |
| 2014 | ^Tennessee (ESPN), Oxford | 34-3 |
| 2014 | LSU (ESPN), Baton Rouge | 7-10 |
| 2014 | Auburn (ESPN), Oxford | 31-35 |
| 2014 | Presbyterian (SECN), Oxford | 48-0 |
| 2014 | Arkansas (CBS), Fayetteville | 0-30 |
| 2014 | ^Mississippi State (CBS), Oxford | 31-17 |
| 2014 | TCU (ESPN), Atlanta | |
| | Chick-fil-A Peach Bowl | 3-42 |
| 2015 | UT Martin (SECN), Oxford | 76-3 |
| 2015 | Fresno State (SECN), Oxford | 73-21 |
| 2015 | Alabama (ESPN), Tuscaloosa | 43-37 |
| 2015 | Vanderbilt (ESPNU), Oxford | 27-16 |
| 2015 | Florida (ESPN), Gainesville | 10-38 |
| 2015 | New Mexico State (SECN), Oxford | 52-3 |
| 2015 | Memphis (ABC), Memphis | 24-37 |
| 2015 | Texas A&M (ESPN), Oxford | 23-3 |
| 2015 | Auburn (ESPN), Auburn | 27-19 |
| 2015 | Arkansas (CBS), Oxford | (ot) 52-53 |
| 2015 | LSU (CBS), Oxford | 38-17 |
| 2015 | Mississippi State (ESPN2), Starkville | 38-27 |
| 2016 | Oklahoma State (ESPN), New Orleans | |
| | Sugar Bowl | 48-20 |
| 2016 | Florida State (ESPN), Orlando | 34-45 |
| 2016 | ^Wofford (SECN), Oxford | 38-13 |
| 2016 | Alabama (CBS), Oxford | 43-48 |
| 2016 | ^Georgia (ESPN), Oxford | 45-14 |
| 2016 | ^Memphis (ESPN2), Oxford | 48-28 |

| | | |
|------|---------------------------------------|-------------|
| 2016 | Arkansas (ESPN), Fayetteville | 30-34 |
| 2016 | LSU (ESPN), Baton Rouge | 21-38 |
| 2016 | Auburn (SECN), Oxford | 29-40 |
| 2016 | ^Georgia Southern (ESPNU), Oxford | 37-27 |
| 2016 | ^Texas A&M (SECN), College Station | 29-28 |
| 2016 | Vanderbilt (SECN), Nashville | 17-38 |
| 2016 | Mississippi State (SECN), Oxford | 20-55 |
| 2017 | South Alabama (ESPNU), Oxford | 47-27 |
| 2017 | UT Martin (SECN), Oxford | 45-23 |
| 2017 | California (ESPN), Berkeley | 16-27 |
| 2017 | Alabama (ESPN), Tuscaloosa | 3-66 |
| 2017 | Auburn (SECN), Auburn | 23-44 |
| 2017 | Vanderbilt (SECN), Oxford | 57-35 |
| 2017 | LSU (ESPN), Oxford | 24-40 |
| 2017 | Arkansas (SECN), Oxford | 37-38 |
| 2017 | Kentucky (SECN), Lexington | 37-34 |
| 2017 | Louisiana (SECN), Oxford | 50-22 |
| 2017 | Texas A&M (ESPN2), Oxford | 24-31 |
| 2017 | Mississippi State (ESPN), Starkville | 31-28 |
| 2018 | Texas Tech (ESPN), Houston | 47-27 |
| 2018 | Southern Illinois (SECN), Oxford | 76-41 |
| 2018 | Alabama (ESPN), Oxford | 7-62 |
| 2018 | Kent State (SECN), Oxford | 38-17 |
| 2018 | LSU (ESPN), Baton Rouge | 16-45 |
| 2018 | Louisiana-Monroe (SECN), Oxford | 70-21 |
| 2018 | Arkansas (SECN), Little Rock | 37-33 |
| 2018 | Auburn (ESPN), Oxford | 16-31 |
| 2018 | South Carolina (SECN), Oxford | 44-48 |
| 2018 | Texas A&M (CBS), College Station | 24-38 |
| 2018 | Vanderbilt (SECN), Nashville | (ot) 29-36 |
| 2018 | Mississippi State (ESPN), Oxford | 3-35 |
| 2019 | Memphis (ABC), Memphis | 10-15 |
| 2019 | Arkansas (SECN), Oxford | 31-17 |
| 2019 | Southeastern Louisiana (SECN), Oxford | 40-29 |
| 2019 | California (ESPNU), Oxford | 20-28 |
| 2019 | Alabama (CBS), Tuscaloosa | 31-59 |
| 2019 | Vanderbilt (SECN), Oxford | 31-6 |
| 2019 | Missouri (ESPN2), Columbia | 27-38 |
| 2019 | Texas A&M (SECN), Oxford | 17-24 |
| 2019 | Auburn (ESPN), Auburn | 14-20 |
| 2019 | New Mexico State (SECN), Oxford | 41-3 |
| 2019 | LSU (ESPN), Oxford | 37-58 |
| 2019 | Mississippi State (ESPN), Starkville | 20-21 |
| 2020 | Florida (ESPN), Oxford | 35-51 |
| 2020 | Kentucky (SECN), Lexington | (ot), 42-41 |
| 2020 | Alabama (ESPN), Oxford | 48-63 |
| 2020 | Arkansas (SECN), Fayetteville | 21-33 |
| 2020 | Auburn (SECN), Oxford | 28-35 |
| 2020 | Vanderbilt (SECN), Nashville | 54-21 |
| 2020 | South Carolina (SECN), Oxford | 59-42 |
| 2020 | Mississippi State (SECN), Oxford | 31-24 |
| 2020 | LSU (SECN), Baton Rouge | 48-53 |
| 2021 | Indiana (ABC), Tampa | |
| | Outback Bowl | 26-20 |
| 2021 | Louisville (ESPN), Atlanta | 43-24 |
| 2021 | Austin Peay (SECN), Oxford | 54-17 |
| 2021 | Tulane (ESPN2), Oxford | 61-21 |
| 2021 | Alabama (CBS), Tuscaloosa | 21-42 |
| 2021 | Arkansas (ESPN), Oxford | 52-51 |
| 2021 | Tennessee (SECN), Knoxville | 31-26 |
| 2021 | LSU (CBS), Oxford | 31-17 |
| 2021 | Auburn (ESPN), Auburn | 20-31 |
| 2021 | Liberty (SECN), Oxford | 27-14 |
| 2021 | Texas A&M (ESPN), Oxford | 29-19 |
| 2021 | Vanderbilt (SECN), Oxford | 31-17 |
| 2021 | Mississippi State (ESPN), Starkville | 31-21 |
| 2022 | Baylor (ESPN), New Orleans | |
| | Sugar Bowl | 7-21 |
| 2022 | Troy (SECN), Oxford | 28-10 |
| 2022 | Georgia Tech (ABC), Atlanta | 42-0 |
| 2022 | Tulsa (SECN), Oxford | 35-27 |
| 2022 | Kentucky (ESPN), Oxford | 22-19 |
| 2022 | Vanderbilt (SECN), Nashville | 52-28 |
| 2022 | Auburn (ESPN), Oxford | 48-34 |
| 2022 | LSU (CBS), Baton Rouge | 20-45 |

| | | |
|------|--------------------------------------|-------|
| 2022 | Texas A&M (SECN), College Station | 31-28 |
| 2022 | Alabama (CBS), Oxford | 24-30 |
| 2022 | Arkansas (SECN), Fayetteville | 27-42 |
| 2022 | Mississippi State (ESPN), Oxford | 22-24 |
| 2022 | Texas Tech (ESPN), TaxAct Texas Bowl | 25-42 |

* Regional TV **Split National
 ^ Result vacated by NCAA ruling

| ALL-TIME TV RECORD | | | |
|-------------------------|------------|------------|----------|
| | Won | Lost | Tied |
| Air Force | 2 | 1 | 0 |
| Alabama | 5 | 29 | 0 |
| Arkansas | 13 | 12 | 0 |
| Auburn | 6 | 25 | 0 |
| Austin Peay | 1 | 0 | 0 |
| Baylor | 0 | 1 | 0 |
| BYU | 0 | 1 | 0 |
| California | 0 | 2 | 0 |
| Florida | 5 | 4 | 0 |
| Florida State | 0 | 1 | 0 |
| Fresno State | 1 | 0 | 0 |
| Georgia | 3 | 12 | 0 |
| Georgia Tech | 3 | 1 | 0 |
| Indiana | 1 | 0 | 0 |
| Jacksonville State | 0 | 1 | 0 |
| Kent State | 1 | 0 | 0 |
| Kentucky | 4 | 1 | 0 |
| Liberty | 1 | 0 | 0 |
| Louisiana-Monroe | 1 | 0 | 0 |
| Louisiana Tech | 0 | 1 | 0 |
| LSU | 11 | 22 | 2 |
| Louisiana | 1 | 0 | 0 |
| Louisville | 1 | 0 | 0 |
| Marshall | 1 | 0 | 0 |
| Memphis | 7 | 3 | 0 |
| Michigan | 0 | 1 | 0 |
| Mississippi State | 12 | 14 | 0 |
| Missouri | 0 | 4 | 0 |
| Navy | 0 | 1 | 0 |
| Nebraska | 1 | 0 | 0 |
| New Mexico State | 2 | 0 | 0 |
| Northern Arizona | 1 | 0 | 0 |
| Notre Dame | 0 | 1 | 0 |
| Oklahoma | 1 | 0 | 0 |
| Oklahoma State | 3 | 0 | 0 |
| Presbyterian | 1 | 0 | 0 |
| Rice | 1 | 0 | 0 |
| South Alabama | 1 | 0 | 0 |
| South Carolina | 2 | 2 | 0 |
| Southern Illinois | 1 | 0 | 0 |
| Southeastern Louisiana | 2 | 0 | 0 |
| Tennessee | 5 | 8 | 0 |
| Texas | 1 | 3 | 0 |
| Texas A&M | 3 | 5 | 0 |
| Texas-El Paso | 1 | 0 | 0 |
| Texas Tech | 4 | 2 | 0 |
| TCU | 1 | 1 | 0 |
| Troy | 1 | 0 | 0 |
| Tulane | 5 | 1 | 0 |
| Tulsa | 1 | 1 | 0 |
| UAB | 1 | 0 | 0 |
| UT Martin | 2 | 0 | 0 |
| Vanderbilt | 13 | 8 | 0 |
| Virginia Tech | 1 | 0 | 0 |
| Wake Forest | 0 | 1 | 0 |
| West Virginia | 0 | 1 | 0 |
| Totals | 135 | 171 | 2 |
| <i>#Original Record</i> | <i>163</i> | <i>171</i> | <i>2</i> |

THE SEASON: OLE MISS FOOTBALL

Every week during the football season, Ole Miss gives fans an incredible in-depth view into the program with its Emmy award-winning television program, "The Season: Ole Miss Football."

The show debuts each Wednesday night at 6 p.m. CT during the fall on YouTube, Facebook, and at TheSeasonOleMiss.com. The 30-minute docuseries is also the first school-produced program to air on national television. For the sixth straight year, "The Season" will be shown on ESPNU as well several local affiliates.

Not only does "The Season" give you the highlights of the previous week's game, but it takes you into the locker room, training room, practice fields and classrooms from the viewpoint of the Rebel student-athletes and coaches. The Ole Miss sports production staff even takes you inside the players' houses, hangouts and hometowns for a truly intimate experience.

The show has picked up numerous awards since its creation in 2011, including Southeast Regional Emmy awards in 2014 and 2015 for best daily or weekly sports program and a Gold AVA Award in 2012 for outstanding achievement by creative professionals involved in the concept, direction, design and production of media. In June of 2018, the show received two Southeast Regional Emmys for Short Form Editing, and Photography. In 2021 "The Season" was nominated for a Regional Emmy Sports Program Post-Produced Series.

Since Micah Ginn took the reins as creative director for Ole Miss Sports Productions in 2011, his staff has amassed a total of 16 Emmy awards among 62 nominations.


Ole Miss produces "The Season" episodes for all of its sports teams, as well as numerous other video pieces like student-athlete features, event promos, highlight packages, commercials, social media, as well as live videoboard shows for home sporting events.

The Ole Miss Sports Productions staff includes Ginn, Associate Athletics Director for Sports Productions and Creative Services; Shane Sanford, Assistant athletics Director for Broadcast Services; Jimmy Dickerson, Senior Director of Live Productions, Mo Smith, Ryan Cochran, and Scott Wyant, Senior Producer/Directors; Amanda Jones, Producer/Director; Nicole Wishard, Zack Flowers and Danielle Ramos, Videographers/Editors; Keenen Davis, Content Producer, and Jake Hromada, Manager of Broadcast and Digital Content.



**TheSeasonOleMiss.com
DEBUTS WEDNESDAYS
AT 6 PM**

OLE MISS SPORTS PROPERTIES



Chris Helsel
General Manager



Brandon Hudspeth
Senior Manager of
Business Development




Kim Daves
Manager of
Business Development



Raina McClure
Manager of
Business Development



Evan Sinclair
Manager of
Business Development



Brauch Lindeman
Partnership
Services Coordinator




Kelsey Kellogg
Partnership
Services Coordinator

Ole Miss Sports Properties is the local Learfield IMG College team dedicated to the Rebels. Learfield IMG College, a new company formed following the merger of Learfield and IMG College on Dec. 31, 2018, is the athletics multimedia rightsholder for the University of Mississippi. Headquartered in Plano, Texas, the company has offices across the country, and on campuses nationwide, which allow for extended resources, innovations and national brand opportunities back to its local team dedicated to Ole Miss. Learfield IMG College, with its deep roots in college sports representing institutions

nationwide, has long had the privilege of being an advocate for intercollegiate athletics and the student-athlete experience. Since 2008, it has served as title sponsor for the acclaimed Learfield IMG College Directors' Cup, supporting athletic departments across all divisions.

The Learfield IMG College suite of services includes licensing and multimedia sponsorship management; publishing, broadcasting, digital and social media; ticket sales and professional concessions expertise; branding; campus-wide business and sponsorship development; and venue technology

systems. The company places tremendous emphasis on its people, providing utmost service to its collegiate partners, and cultivating a company which also gives back to the communities in which it serves. The company's people-first mentality and core values of "Build the Team, Grow the Company, Have Fun, and Love and Serve Others" are accentuated through a culture driven to exceed goals, serve its clients enthusiastically, work as a team, celebrate successes, and do what is right and honest in every endeavor.



Ole Miss



SEASON TICKETS ON SALE NOW

OLEMISSSTIX.COM

2022-23 OLE MISS HONORS



Former Ole Miss quarterback Glynn Griffing was one of four legends inducted into the Sugar Bowl Hall of Fam, in conjunction with the 89th annual Allstate Sugar Bowl, on Dec. 31, in New Orleans. Another former Ole Miss quarterback Eli Manning was inducted into the Cotton Bowl Classic Hall of Fame as part of the 13th HOF class.



Two Rebels garnered awards during the Mississippi Sports Hall of Fame & Museum C Spire Outstanding Player Awards on Nov. 29, 2022. Quinshon Judkins was awarded The C Spire Conerly Trophy, as the most outstanding college football player in Mississippi.



Offensive lineman Nick Broeker earned second team All-America accolades by FWAA and Walter Camp in 2022. He didn't allowed a sack in 505 pass blocking snaps and was the anchor for an offense that ranked No. 3 in the FBS in rushing yards per game (261.6).



Nick Broeker was the second Rebel to earn an award at the Mississippi Sports Hall of Fame & Museum C Spire Outstanding Player Awards as the senior picked up The Kent Hull Trophy as the most outstanding offensive collegiate lineman in Mississippi.



Former Ole Miss gridiron standout Jeff Herrod was selected as a member of the Mississippi Sports Hall of Fame, class of 2023. Tony Rosetti (Olympic marksman) and Carol Ross (women's basketball), not pictured, were also inducted as members of the class of 2023.



Ben Williams became just the fourth Rebel in program history to have his number (74) retired by Ole Miss football at the team's game against Mississippi State on Nov. 24, 2022. Manning now accompanies Eli (10) and Archie Manning (18) and Chucky Mullins (38) on the exclusive list.



Michael Oher Makes 2024 College Football Hall of Fame Ballot. He is among 78 former players and nine coaches from the Football Bowl Subdivision included on the 2024 ballot released by the National Football Foundation (NFF) and College Hall of Fame.



Former Ole Miss quarterback and 2003 Maxwell Award winner Eli Manning was one of 14 members of the 2022 Southeastern Conference Football Legends class.

Ole Miss



NFL REBS

AJ BROWN WR

LAREMY TUNSIL OL

DAWSON KNOX TE

EVAN ENGRAM TE

DK METCALF WR

MIKE HILTON WR

ROYCE NEWMAN OL

2023

REBEL FOOTBALL



SEPT. 2



SEPT. 9



SEPT. 16



SEPT. 23



SEPT. 30



OCT. 7



OCT. 21



OCT. 28



NOV. 4



NOV. 11



NOV. 18



NOV. 23

HOME GAME

AWAY GAME