

2022

***RICE***®  
***FOOTBALL***

**FACT BOOK**

# 2022 Rice Football Fact Book

## Fact Book Contents

<table border="0" style="width: 100%; border-collapse: collapse;"> <tr><td>Rice Football Quick Facts</td><td style="text-align: right;">2</td></tr> <tr><td>Conference USA Bowl Partners</td><td style="text-align: right;">3</td></tr> <tr><td><b>Rice Football Personnel</b></td><td></td></tr> <tr><td>2022 Rice Alphabetical Roster</td><td style="text-align: right;">4</td></tr> <tr><td>2022 Rice Numerical Roster</td><td style="text-align: right;">6</td></tr> <tr><td>Team Breakdown</td><td style="text-align: right;">8</td></tr> <tr><td>Geographic Roster</td><td style="text-align: right;">9</td></tr> <tr><td><b>Player Biographies</b></td><td></td></tr> <tr><td>  Z. Adams / Ajavon / Amico / Anigbogou</td><td style="text-align: right;">10</td></tr> <tr><td>  Arkansas / Awe / Baker</td><td style="text-align: right;">11</td></tr> <tr><td>  Barnett / Baur / Boenisch / Bowling / Braden</td><td style="text-align: right;">12</td></tr> <tr><td>  Bradley / Broussard</td><td style="text-align: right;">13</td></tr> <tr><td>  Campell / Carroll / Carter</td><td style="text-align: right;">14</td></tr> <tr><td>  Cedeno / Chamberlain / Chambliss / Connors</td><td style="text-align: right;">15</td></tr> <tr><td>  Conti / Crawford / Devones</td><td style="text-align: right;">16</td></tr> <tr><td>  Dunbar / Edgar / Enechukwu</td><td style="text-align: right;">17</td></tr> <tr><td>  Esdale / Flowers</td><td style="text-align: right;">18</td></tr> <tr><td>  Floyd / Francisco / Fresch</td><td style="text-align: right;">19</td></tr> <tr><td>  Gonzalez / Gota / D. Green / W. Green</td><td style="text-align: right;">20</td></tr> <tr><td>  Groen / Guillo</td><td style="text-align: right;">21</td></tr> <tr><td>  Gustafson / Hargon / Hargrove / Hebeisen</td><td style="text-align: right;">22</td></tr> <tr><td>  Heitmann / Hook / Horn / Hughes</td><td style="text-align: right;">23</td></tr> <tr><td>  Hunt / Itraish / Jackson / James</td><td style="text-align: right;">24</td></tr> <tr><td>  Jean / Je. Johnson III / Jo. Johnson</td><td style="text-align: right;">25</td></tr> <tr><td>  Joseph / Kamper / Klarkowski / Kropp</td><td style="text-align: right;">26</td></tr> <tr><td>  Latos / Leone / Lockhart</td><td style="text-align: right;">27</td></tr> <tr><td>  Long / Lovell / MacNeill / McCaffrey</td><td style="text-align: right;">28</td></tr> <tr><td>  McCord / McMahan</td><td style="text-align: right;">29</td></tr> <tr><td>  Mecom / Mendes</td><td style="text-align: right;">30</td></tr> <tr><td>  Mitchell / Montgomery / Morris / Morrison</td><td style="text-align: right;">31</td></tr> <tr><td>  Narcisse / Norfleet / Nutter</td><td style="text-align: right;">32</td></tr> <tr><td>  Nwajuaku / Nyakwol / Onianwa</td><td style="text-align: right;">33</td></tr> <tr><td>  Orji / Otoviano</td><td style="text-align: right;">34</td></tr> <tr><td>  Padgett / Patterson III / Percy</td><td style="text-align: right;">35</td></tr> <tr><td>  Pepe / Phillippi / Reinwald</td><td style="text-align: right;">36</td></tr> <tr><td>  Robertson / Rozner / Scherle</td><td style="text-align: right;">37</td></tr> <tr><td>  Schuman / Servin</td><td style="text-align: right;">38</td></tr> <tr><td>  Seymour, Jr. / Siano / Stevenson / Taylor</td><td style="text-align: right;">39</td></tr> <tr><td>  Tholen II / Thompson</td><td style="text-align: right;">40</td></tr> <tr><td>  Titre / VanSickle / Varner III / Walker</td><td style="text-align: right;">41</td></tr> <tr><td>  Welsh / West / Je. Williams / Jo. Williams</td><td style="text-align: right;">42</td></tr> <tr><td>  M. Williams / Wilson/ Wyatt</td><td style="text-align: right;">43</td></tr> <tr><td><b>Rice Coaching Staff</b></td><td></td></tr> <tr><td>Mike Bloomgren, Head Coach</td><td style="text-align: right;">44</td></tr> <tr><td>Brian Smith, Def. Coordinator / Linebackers</td><td style="text-align: right;">46</td></tr> <tr><td>Marques Tuiasosopo</td><td style="text-align: right;">47</td></tr> <tr><td>CJ Anderson, Running Backs</td><td style="text-align: right;">48</td></tr> <tr><td>Cedric Calhoun, Defensive Line</td><td style="text-align: right;">48</td></tr> <tr><td>Sanders Davis, Offensive Line</td><td style="text-align: right;">49</td></tr> <tr><td>Jim Jackson, Tight Ends</td><td style="text-align: right;">50</td></tr> <tr><td>Chris Monfietto, Special Teams Coordinator</td><td style="text-align: right;">51</td></tr> <tr><td>Mike Kershaw, Wide Receivers</td><td style="text-align: right;">51</td></tr> <tr><td>Colin Spencer, Safeties</td><td style="text-align: right;">52</td></tr> <tr><td>Gerard Wilcher, Cornerbacks</td><td style="text-align: right;">52</td></tr> <tr><td>Samie Parker, Quality Control Coordinator/Wide Receivers</td><td style="text-align: right;">53</td></tr> <tr><td>Chris Raitano, Quality Control Coordinator/Defensive Line</td><td style="text-align: right;">53</td></tr> </table>	Rice Football Quick Facts	2	Conference USA Bowl Partners	3	<b>Rice Football Personnel</b>		2022 Rice Alphabetical Roster	4	2022 Rice Numerical Roster	6	Team Breakdown	8	Geographic Roster	9	<b>Player Biographies</b>		Z. Adams / Ajavon / Amico / Anigbogou	10	Arkansas / Awe / Baker	11	Barnett / Baur / Boenisch / Bowling / Braden	12	Bradley / Broussard	13	Campell / Carroll / Carter	14	Cedeno / Chamberlain / Chambliss / Connors	15	Conti / Crawford / Devones	16	Dunbar / Edgar / Enechukwu	17	Esdale / Flowers	18	Floyd / Francisco / Fresch	19	Gonzalez / Gota / D. Green / W. Green	20	Groen / Guillo	21	Gustafson / Hargon / Hargrove / Hebeisen	22	Heitmann / Hook / Horn / Hughes	23	Hunt / Itraish / Jackson / James	24	Jean / Je. Johnson III / Jo. Johnson	25	Joseph / Kamper / Klarkowski / Kropp	26	Latos / Leone / Lockhart	27	Long / Lovell / MacNeill / McCaffrey	28	McCord / McMahan	29	Mecom / Mendes	30	Mitchell / Montgomery / Morris / Morrison	31	Narcisse / Norfleet / Nutter	32	Nwajuaku / Nyakwol / Onianwa	33	Orji / Otoviano	34	Padgett / Patterson III / Percy	35	Pepe / Phillippi / Reinwald	36	Robertson / Rozner / Scherle	37	Schuman / Servin	38	Seymour, Jr. / Siano / Stevenson / Taylor	39	Tholen II / Thompson	40	Titre / VanSickle / Varner III / Walker	41	Welsh / West / Je. Williams / Jo. Williams	42	M. Williams / Wilson/ Wyatt	43	<b>Rice Coaching Staff</b>		Mike Bloomgren, Head Coach	44	Brian Smith, Def. Coordinator / Linebackers	46	Marques Tuiasosopo	47	CJ Anderson, Running Backs	48	Cedric Calhoun, Defensive Line	48	Sanders Davis, Offensive Line	49	Jim Jackson, Tight Ends	50	Chris Monfietto, Special Teams Coordinator	51	Mike Kershaw, Wide Receivers	51	Colin Spencer, Safeties	52	Gerard Wilcher, Cornerbacks	52	Samie Parker, Quality Control Coordinator/Wide Receivers	53	Chris Raitano, Quality Control Coordinator/Defensive Line	53	<table border="0" style="width: 100%; border-collapse: collapse;"> <tr><td>Lucas Reed, Quality Control Coordinator/Quarterbacks</td><td style="text-align: right;">53</td></tr> <tr><td>Trey Odom, Offensive GA</td><td style="text-align: right;">54</td></tr> <tr><td>Colin Diaz, Defensive GA</td><td style="text-align: right;">54</td></tr> <tr><td>Kyle Deween, Special Teams GA</td><td style="text-align: right;">54</td></tr> <tr><td>Lee Menefee, Director of Recruiting</td><td style="text-align: right;">55</td></tr> <tr><td>Hans Straub, Strength &amp; Conditioning Coach</td><td style="text-align: right;">55</td></tr> <tr><td>Zach Waranch, Assistant Strength &amp; Conditioning Coach</td><td style="text-align: right;">55</td></tr> <tr><td>Nick Cassetta, Assistant Strength &amp; Conditioning Coach</td><td style="text-align: right;">56</td></tr> <tr><td>Morgan Cote, Assistant Strength &amp; Conditioning Coach</td><td style="text-align: right;">56</td></tr> <tr><td>Jerry Pickle, Assistant AD/Football Ops</td><td style="text-align: right;">56</td></tr> <tr><td>Joel Baron, Video Coordinator</td><td style="text-align: right;">57</td></tr> <tr><td>Ryan Haworth, Assistant Video Coordinator</td><td style="text-align: right;">57</td></tr> <tr><td>Deanna Doheney, Assoc. Head Football Athletic Trainer</td><td style="text-align: right;">57</td></tr> <tr><td>Chuck Pool, Assistant AD/Ath. Comm.</td><td style="text-align: right;">58</td></tr> <tr><td>Marco Regalado, Executive Director of Player Personnel</td><td style="text-align: right;">58</td></tr> <tr><td>Jessica Morrey, Director of On Campus Recruiting</td><td style="text-align: right;">58</td></tr> <tr><td>Sydney Davis, Staff Director/Assistant to the Head Coach</td><td style="text-align: right;">58</td></tr> <tr><td><b>Look Back to 2021</b></td><td></td></tr> <tr><td>2021 Statistics</td><td style="text-align: right;">59</td></tr> <tr><td>2021 Game-By-Game Recaps</td><td></td></tr> <tr><td>  S 4   Arkansas</td><td style="text-align: right;">68</td></tr> <tr><td>  S 11   Houston</td><td style="text-align: right;">69</td></tr> <tr><td>  S 18   Texas</td><td style="text-align: right;">70</td></tr> <tr><td>  S 25   Texas Southern</td><td style="text-align: right;">71</td></tr> <tr><td>  O 2    Southern Miss</td><td style="text-align: right;">72</td></tr> <tr><td>  O 16   UTSA</td><td style="text-align: right;">73</td></tr> <tr><td>  O 23   UAB</td><td style="text-align: right;">74</td></tr> <tr><td>  O 30   North Texas</td><td style="text-align: right;">75</td></tr> <tr><td>  N 6    Charlotte</td><td style="text-align: right;">76</td></tr> <tr><td>  N 13   WKU</td><td style="text-align: right;">77</td></tr> <tr><td>  N 20   UTEP</td><td style="text-align: right;">78</td></tr> <tr><td>  N 27   Louisiana Tech</td><td style="text-align: right;">79</td></tr> <tr><td><b>Rice Records</b></td><td></td></tr> <tr><td>All-Time Records &amp; Statistical Totals</td><td style="text-align: right;">81</td></tr> <tr><td>Team Records</td><td style="text-align: right;">86</td></tr> <tr><td>Individual Records</td><td style="text-align: right;">91</td></tr> <tr><td>Year-By-Year Leaders</td><td style="text-align: right;">98</td></tr> <tr><td><b>Rice Tradition</b></td><td></td></tr> <tr><td>Rice vs. Teams in AP Poll</td><td style="text-align: right;">102</td></tr> <tr><td>Postseason Honors</td><td style="text-align: right;">103</td></tr> <tr><td>Team Awards</td><td style="text-align: right;">105</td></tr> <tr><td>Rice Athletic Hall of Fame</td><td style="text-align: right;">109</td></tr> <tr><td>Rice Lettermen</td><td style="text-align: right;">110</td></tr> <tr><td>Rice All-Time Numerical Roster</td><td style="text-align: right;">115</td></tr> <tr><td>All-Time Results</td><td style="text-align: right;">122</td></tr> <tr><td>Series Records</td><td style="text-align: right;">128</td></tr> <tr><td>All-Time Series Results</td><td style="text-align: right;">129</td></tr> <tr><td>All-Time Coaches Records</td><td style="text-align: right;">136</td></tr> <tr><td>Owls in the AP Poll</td><td style="text-align: right;">136</td></tr> <tr><td>The Owls at Rice Stadium</td><td style="text-align: right;">137</td></tr> <tr><td>All-Time Captains</td><td style="text-align: right;">138</td></tr> <tr><td>Bowl Recaps</td><td style="text-align: right;">139</td></tr> <tr><td>Bowl Records</td><td style="text-align: right;">148</td></tr> </table>	Lucas Reed, Quality Control Coordinator/Quarterbacks	53	Trey Odom, Offensive GA	54	Colin Diaz, Defensive GA	54	Kyle Deween, Special Teams GA	54	Lee Menefee, Director of Recruiting	55	Hans Straub, Strength & Conditioning Coach	55	Zach Waranch, Assistant Strength & Conditioning Coach	55	Nick Cassetta, Assistant Strength & Conditioning Coach	56	Morgan Cote, Assistant Strength & Conditioning Coach	56	Jerry Pickle, Assistant AD/Football Ops	56	Joel Baron, Video Coordinator	57	Ryan Haworth, Assistant Video Coordinator	57	Deanna Doheney, Assoc. Head Football Athletic Trainer	57	Chuck Pool, Assistant AD/Ath. Comm.	58	Marco Regalado, Executive Director of Player Personnel	58	Jessica Morrey, Director of On Campus Recruiting	58	Sydney Davis, Staff Director/Assistant to the Head Coach	58	<b>Look Back to 2021</b>		2021 Statistics	59	2021 Game-By-Game Recaps		S 4   Arkansas	68	S 11   Houston	69	S 18   Texas	70	S 25   Texas Southern	71	O 2    Southern Miss	72	O 16   UTSA	73	O 23   UAB	74	O 30   North Texas	75	N 6    Charlotte	76	N 13   WKU	77	N 20   UTEP	78	N 27   Louisiana Tech	79	<b>Rice Records</b>		All-Time Records & Statistical Totals	81	Team Records	86	Individual Records	91	Year-By-Year Leaders	98	<b>Rice Tradition</b>		Rice vs. Teams in AP Poll	102	Postseason Honors	103	Team Awards	105	Rice Athletic Hall of Fame	109	Rice Lettermen	110	Rice All-Time Numerical Roster	115	All-Time Results	122	Series Records	128	All-Time Series Results	129	All-Time Coaches Records	136	Owls in the AP Poll	136	The Owls at Rice Stadium	137	All-Time Captains	138	Bowl Recaps	139	Bowl Records	148
Rice Football Quick Facts	2																																																																																																																																																																																																																										
Conference USA Bowl Partners	3																																																																																																																																																																																																																										
<b>Rice Football Personnel</b>																																																																																																																																																																																																																											
2022 Rice Alphabetical Roster	4																																																																																																																																																																																																																										
2022 Rice Numerical Roster	6																																																																																																																																																																																																																										
Team Breakdown	8																																																																																																																																																																																																																										
Geographic Roster	9																																																																																																																																																																																																																										
<b>Player Biographies</b>																																																																																																																																																																																																																											
Z. Adams / Ajavon / Amico / Anigbogou	10																																																																																																																																																																																																																										
Arkansas / Awe / Baker	11																																																																																																																																																																																																																										
Barnett / Baur / Boenisch / Bowling / Braden	12																																																																																																																																																																																																																										
Bradley / Broussard	13																																																																																																																																																																																																																										
Campell / Carroll / Carter	14																																																																																																																																																																																																																										
Cedeno / Chamberlain / Chambliss / Connors	15																																																																																																																																																																																																																										
Conti / Crawford / Devones	16																																																																																																																																																																																																																										
Dunbar / Edgar / Enechukwu	17																																																																																																																																																																																																																										
Esdale / Flowers	18																																																																																																																																																																																																																										
Floyd / Francisco / Fresch	19																																																																																																																																																																																																																										
Gonzalez / Gota / D. Green / W. Green	20																																																																																																																																																																																																																										
Groen / Guillo	21																																																																																																																																																																																																																										
Gustafson / Hargon / Hargrove / Hebeisen	22																																																																																																																																																																																																																										
Heitmann / Hook / Horn / Hughes	23																																																																																																																																																																																																																										
Hunt / Itraish / Jackson / James	24																																																																																																																																																																																																																										
Jean / Je. Johnson III / Jo. Johnson	25																																																																																																																																																																																																																										
Joseph / Kamper / Klarkowski / Kropp	26																																																																																																																																																																																																																										
Latos / Leone / Lockhart	27																																																																																																																																																																																																																										
Long / Lovell / MacNeill / McCaffrey	28																																																																																																																																																																																																																										
McCord / McMahan	29																																																																																																																																																																																																																										
Mecom / Mendes	30																																																																																																																																																																																																																										
Mitchell / Montgomery / Morris / Morrison	31																																																																																																																																																																																																																										
Narcisse / Norfleet / Nutter	32																																																																																																																																																																																																																										
Nwajuaku / Nyakwol / Onianwa	33																																																																																																																																																																																																																										
Orji / Otoviano	34																																																																																																																																																																																																																										
Padgett / Patterson III / Percy	35																																																																																																																																																																																																																										
Pepe / Phillippi / Reinwald	36																																																																																																																																																																																																																										
Robertson / Rozner / Scherle	37																																																																																																																																																																																																																										
Schuman / Servin	38																																																																																																																																																																																																																										
Seymour, Jr. / Siano / Stevenson / Taylor	39																																																																																																																																																																																																																										
Tholen II / Thompson	40																																																																																																																																																																																																																										
Titre / VanSickle / Varner III / Walker	41																																																																																																																																																																																																																										
Welsh / West / Je. Williams / Jo. Williams	42																																																																																																																																																																																																																										
M. Williams / Wilson/ Wyatt	43																																																																																																																																																																																																																										
<b>Rice Coaching Staff</b>																																																																																																																																																																																																																											
Mike Bloomgren, Head Coach	44																																																																																																																																																																																																																										
Brian Smith, Def. Coordinator / Linebackers	46																																																																																																																																																																																																																										
Marques Tuiasosopo	47																																																																																																																																																																																																																										
CJ Anderson, Running Backs	48																																																																																																																																																																																																																										
Cedric Calhoun, Defensive Line	48																																																																																																																																																																																																																										
Sanders Davis, Offensive Line	49																																																																																																																																																																																																																										
Jim Jackson, Tight Ends	50																																																																																																																																																																																																																										
Chris Monfietto, Special Teams Coordinator	51																																																																																																																																																																																																																										
Mike Kershaw, Wide Receivers	51																																																																																																																																																																																																																										
Colin Spencer, Safeties	52																																																																																																																																																																																																																										
Gerard Wilcher, Cornerbacks	52																																																																																																																																																																																																																										
Samie Parker, Quality Control Coordinator/Wide Receivers	53																																																																																																																																																																																																																										
Chris Raitano, Quality Control Coordinator/Defensive Line	53																																																																																																																																																																																																																										
Lucas Reed, Quality Control Coordinator/Quarterbacks	53																																																																																																																																																																																																																										
Trey Odom, Offensive GA	54																																																																																																																																																																																																																										
Colin Diaz, Defensive GA	54																																																																																																																																																																																																																										
Kyle Deween, Special Teams GA	54																																																																																																																																																																																																																										
Lee Menefee, Director of Recruiting	55																																																																																																																																																																																																																										
Hans Straub, Strength & Conditioning Coach	55																																																																																																																																																																																																																										
Zach Waranch, Assistant Strength & Conditioning Coach	55																																																																																																																																																																																																																										
Nick Cassetta, Assistant Strength & Conditioning Coach	56																																																																																																																																																																																																																										
Morgan Cote, Assistant Strength & Conditioning Coach	56																																																																																																																																																																																																																										
Jerry Pickle, Assistant AD/Football Ops	56																																																																																																																																																																																																																										
Joel Baron, Video Coordinator	57																																																																																																																																																																																																																										
Ryan Haworth, Assistant Video Coordinator	57																																																																																																																																																																																																																										
Deanna Doheney, Assoc. Head Football Athletic Trainer	57																																																																																																																																																																																																																										
Chuck Pool, Assistant AD/Ath. Comm.	58																																																																																																																																																																																																																										
Marco Regalado, Executive Director of Player Personnel	58																																																																																																																																																																																																																										
Jessica Morrey, Director of On Campus Recruiting	58																																																																																																																																																																																																																										
Sydney Davis, Staff Director/Assistant to the Head Coach	58																																																																																																																																																																																																																										
<b>Look Back to 2021</b>																																																																																																																																																																																																																											
2021 Statistics	59																																																																																																																																																																																																																										
2021 Game-By-Game Recaps																																																																																																																																																																																																																											
S 4   Arkansas	68																																																																																																																																																																																																																										
S 11   Houston	69																																																																																																																																																																																																																										
S 18   Texas	70																																																																																																																																																																																																																										
S 25   Texas Southern	71																																																																																																																																																																																																																										
O 2    Southern Miss	72																																																																																																																																																																																																																										
O 16   UTSA	73																																																																																																																																																																																																																										
O 23   UAB	74																																																																																																																																																																																																																										
O 30   North Texas	75																																																																																																																																																																																																																										
N 6    Charlotte	76																																																																																																																																																																																																																										
N 13   WKU	77																																																																																																																																																																																																																										
N 20   UTEP	78																																																																																																																																																																																																																										
N 27   Louisiana Tech	79																																																																																																																																																																																																																										
<b>Rice Records</b>																																																																																																																																																																																																																											
All-Time Records & Statistical Totals	81																																																																																																																																																																																																																										
Team Records	86																																																																																																																																																																																																																										
Individual Records	91																																																																																																																																																																																																																										
Year-By-Year Leaders	98																																																																																																																																																																																																																										
<b>Rice Tradition</b>																																																																																																																																																																																																																											
Rice vs. Teams in AP Poll	102																																																																																																																																																																																																																										
Postseason Honors	103																																																																																																																																																																																																																										
Team Awards	105																																																																																																																																																																																																																										
Rice Athletic Hall of Fame	109																																																																																																																																																																																																																										
Rice Lettermen	110																																																																																																																																																																																																																										
Rice All-Time Numerical Roster	115																																																																																																																																																																																																																										
All-Time Results	122																																																																																																																																																																																																																										
Series Records	128																																																																																																																																																																																																																										
All-Time Series Results	129																																																																																																																																																																																																																										
All-Time Coaches Records	136																																																																																																																																																																																																																										
Owls in the AP Poll	136																																																																																																																																																																																																																										
The Owls at Rice Stadium	137																																																																																																																																																																																																																										
All-Time Captains	138																																																																																																																																																																																																																										
Bowl Recaps	139																																																																																																																																																																																																																										
Bowl Records	148																																																																																																																																																																																																																										

*Rice University is committed to affirmative action and equal opportunity in education and employment. Rice does not discriminate on the basis of race, color, religion, sex, sexual orientation, national or ethnic origin, age, disability or veteran status.*

# 2022 Rice Football

## Rice Quick Facts

### University Information

Location	Houston, Texas
Founded	1891
Enrollment	8,480
Nickname	Owls
Rice Mascot	Sammy the Owl
Colors	Blue & Gray
PMS Colors	pms 281c & pms 424c
Conference	Conference USA
Stadium	Rice Stadium
Capacity	47,000
Playing Surface	FieldTurf

### Duraspine

### Rice Administration

University President	Reginald DesRoches
Alma Mater	California, 1990
Faculty Representative	Leo Costello
Alma Mater	Skidmore
Director of Athletics	Joe Karlgaard
Alma Mater	Stanford, 1996

### Rice Coaching Staff

Head Coach	Mike Bloomgren
Alma Mater	Florida State, 1999
Record at Rice	11-31 / 4 Seasons
Overall Record	11-31 / 4 Seasons
Defensive Coordinator	Brian Smith
Linebackers	
Alma Mater	Massachusetts, 2001
Offensive Coordinator	Marques Tuiasosopo
Quarterbacks	
Alma Mater	Washington, 2001
Running Backs	CJ Anderson
Alma Mater	California, 2013
Defensive Line	Cedric Calhoun
Alma Mater	Morehouse, 1995
Offensive Line	Sanders Davis
Alma Mater	Dartmouth, 2014
Tight Ends	Jim Jackson
Alma Mater	Cornell, 2003
Special Teams	Chris Monfiletto
Alma Mater	Davidson, 2004
Wide Receivers	Mike Kershaw
Alma Mater	Delta State, 2000
Safeties	Colin Spencer
Alma Mater	Univ. of the Redlands, 2016
Cornerbacks	Gerard Wilcher
Alma Mater	Morehouse, 1992
Assistant AD/Football Operations	Jerry Pickle
Alma Mater	Delta State, 1976

### Rice Football Information

2021 Record	4-8
Conference USA Records	3-5
C-USA Finish	5th / West Division
Starters Returning / Lost	15 / 10
Offense	5 / 6
Defense	7 / 4
Specialists	2 / 1
Lettermen Returning / Lost	47 / 41
Offense	22 / 20
Defense	23 / 19
Specialists	2 / 2

## 2022 Rice Schedule

Date	Opponent	Location	Stadium	Time
S 3	at USC	Los Angeles, Calif.	Los Angeles Memorial Coliseum	5 p.m.
S 10	McNeese State	Houston, Texas	Rice Stadium	6:30 p.m.
S 17	Louisiana	Houston, Texas	Rice Stadium	6:30 p.m.
S 24	at Houston	Houston, Texas	TDECU Stadium	TBA
O 1 *	UAB	Houston, Texas	Rice Stadium	6:30 p.m.
O 15 *	at Florida Atlantic	Boca Raton, Fla.	FAU Stadium	5 p.m.
O 22 *	at Louisiana Tech	Ruston, La.	Joe Aillet Stadium	2 p.m.
O 29 *	Charlotte	Houston, Texas	Rice Stadium	1 p.m.
N 3 *	UTEP	Houston, Texas	Rice Stadium	6 p.m.
N 12 *	at WKU	Bowling Green, Ky.	L.T. Smith Stadium	1 p.m.
N 19 *	UTSA	Houston, Texas	Rice Stadium	12 p.m.
N 26 *	at North Texas	Denton, Texas	Apogee Stadium	3 p.m.

\* Denotes Conference USA Game

## 2021 Rice Results

Date	Opponent	W/L	Score	Record	C-USA	Attend.
S 4	at Arkansas	L	17-38	0-1	0-0	64,065
S 11	Houston	L	7-44	0-2	0-0	26,253
S 18	at Texas	L	0-58	0-3	0-0	91,979
S 25	Texas Southern	W	48-34	1-3	0-0	18,326
O 2 *	Southern Miss	W	24-19	2-3	1-0	16,031
O 16 *	at UTSA	L	0-45	2-4	1-1	27,515
O 23 *	at UAB	W	30-24	3-4	2-1	24,845
O 30 *	North Texas	L	24-30 ot	3-5	2-2	17,354
N 6 *	at Charlotte	L	23-31 ot	3-6	2-3	16,050
N 13 *	WKU	L	21-42	3-7	2-4	17,883
N 20 *	at UTEP	L	28-38	3-8	2-5	10,097
N 27 *	Louisiana Tech	W	35-31	4-8	3-5	15,832

\* Denotes Conference USA Game

## Rice Athletics Communications

Assistant AD / Athletic Communications	Chuck Pool
Office Number	(713) 348-5775
Cell Number	(832) 244-6476
Email Address	cpool@rice.edu
Associate Director / Athletic Communications	Tim Andrzejewski
Office Number	(713) 348-3929
Cell Number	(662) 312-7663
Email Address	tra3@rice.edu
Assistant Director / Athletic Communications	Kenny Bybee
Office Number	(713) 348-8874
Cell Number	(979) 451-2123
Email Address	kab10@rice.edu
SID Fax Number	(713) 348-6019
Mailing Address	P.O. Box 1892, MS 548 Houston, TX 77251-1892
Physical Address	6100 Main Houston, TX 77005

# Conference USA

## CONFERENCE USA 2022 BOWL PARTNERS



Bahamas Bowl  
C-USA vs. MAC  
Thomas A. Robinson Stadium  
Nassau, Bahamas



R+L Carriers  
New Orleans Bowl  
C-USA vs. Sun Belt  
Mercedes-Benz Superdome  
New Orleans, La.



EasyPost Hawai'i Bowl  
C-USA vs. Mountain West  
Aloha Stadium  
Honolulu, Hi.



Radiance Technologies  
Independence Bowl  
(Secondary)  
C-USA vs. ACC/SEC  
Independence Bowl  
Shreveport, La.



LendingTree Bowl  
C-USA vs. Sun Belt/MAC  
(Secondary)  
Ladd-Peebles Stadium  
Mobile, Ala.

## CONFERENCE USA SUCCESS ON THE PLAYING FIELD

### Football

- 129 teams have earned bowl bids
- Eligible for the College Football Playoff
- Conference USA has four guaranteed bowl selections for the 2022 season and associations with 16 different bowls. C-USA will send teams to the Bahamas Bowl, the Hawai'i Bowl, the R+L Carriers New Orleans Bowl, as well as participate in the New Mexico Bowl in 2022.

### Men's Basketball

- 142 postseason teams (58 NCAA, 53 NIT, 15 CBI, 14 CIT, 2 LV16)
- One National Championship title game appearance
- Three Final Four teams
- Seven Elite Eight NCAA Tournament teams
- One NIT Champion and six NIT semifinalists
- Two CBI Champions
- One CIT Championship
- Inaugural Las Vegas 16 Champion

### Women's Basketball

- 56 NCAA Tournament appearances
- 71 WNIT appearances
- One Sweet 16 NCAA Tournament team
- Three WNIT semifinalists
- Two WBI Champions

### Baseball

- 79 NCAA appearances
- Six College World Series appearances (2009, 2008, 2007, 2006, 2005 and 2001)
- 15 Super Regional appearances
- Has produced at least four teams in 11 of the past 16 NCAA Tournaments

In addition to the numerous NCAA Tournament berths, C-USA has sent three softball teams to the Women's College World Series and four volleyball teams to the NCAA Sweet 16. The league has also had 41 national champions in NCAA track and field competition, one national champion in diving, and numerous NCAA individual and team competitors in cross country, golf, swimming, tennis, and track and field. The Michael L. Slive Athlete of the Year Award, named after the league's first commissioner, recognizes the most outstanding male and female student-athlete each season.



## 2022 Rice Alphabetical Roster

No.	Name	Pos.	Ht.	Wt.	Cl-Exp.	Hometown (HS/Prev School)
38	Adams, Zach	K	5-11	194	RS FR	Spring, Texas/Klein Oak
0	Ajavon, Litchfield	S	6-0	192	GR-TR	Baltimore, Md./Notre Dame
35	Amico, Michael	RB	5-8	187	FR-HS	Katy, Texas/Seven Lakes
5	Anigbogu, Chike	SAF	5-10	203	RS SO-2L	Missouri City, Texas/Ridge Point
6	Arkansas, DJ	LB	6-2	194	RS FR	Denton, Texas/Ryan
27	Awe, Andrew	LB	6-2	227	RS FR	Mansfield, Texas/Mansfield Lake Ridge
58	Baker, Shea	OL	6-1	308	RS SR-4L	Round Rock, Texas/Cedar Ridge
49	Barnett, Micah	FB	6-1	229	FR-HS	Dickinson, Texas/Dickinson
74	Baur, Brad	OL	6-5	271	FR-HS	Rocklin, Calif./Rocklin
75	Boenisch, Blake	DL	6-3	324	RS FR	Needville, Texas/Needville
28	Bowling, Shepherd	OLB	6-0	216	RS FR-TR	Katy, Texas/Army
21	Braden, Garrett	LB	6-2	239	RS FR-1L	New Canaan, Conn./New Canaan
87	Bradley, Jack	TE	6-5	254	JR-3L	Dallas, Texas/Bishop Lynch
30	Broussard, Ari	RB	6-0	216	RS JR-3L	New Orleans, La./Lusher
17	Campbell, Kobie	WR	5-7	167	SO-2L	Missouri City, Texas/Hightower
55	Carroll, De'Braylon	NT	6-0	283	RS SO-2L	Duncanville, Texas/Duncanville
96	Carter, Davion	DL	5-11	290	FR-HS	Mesquite, Texas/North Mesquite
75	Cedeno, Miguel	OL	6-7	346	FR-HS	Davie, Fla./American Heritage
8	Chamberlain, Treshawn	LB	5-10	219	RS JR-3L	Greenwood, S.C./Emerald
89	Chambliss, Cemarion	WR	5-9	138	FR-HS	Arlington, Texas/Mansfield Timberview
0	Connors, Dean	RB	6-2	210	SO-TR	Kamuella, Hi./Riverside CC
11	Conti, Chris	LB	6-2	236	RS SO-TR	Wyckoff, N.J./Rutgers
9	Crawford, Sam	WR	6-1	214	GR-TR	Rockwall, Texas/Tulsa
2	Devones, Tre'shon	CB	6-0	187	RS SO-2L	Duncanville, Texas/Duncanville
3	Dunbar, Jordan	CB	5-11	196	SO-2L	Tarrytown, N.Y./Iona Prep
13	Edgar, Christian	QB	6-2	179	FR-HS	Austin, Texas/Westlake
91	Enechukwu, Ikenna	DE	6-3	269	RS JR-3L	Kansas City, Mo./Ruskin
6	Esdale, Isaiah	WR	6-0	201	GR-TR	Newark, Del./ West Virginia
31	Flowers, Tyson	S	5-11	194	FR-HS	Fort Worth, Texas/Southwest Christian
50	Floyd, Izeya	OL	6-2	305	RS SO-2L	Frisco, Texas/Reedy
26	Francisco, Christian	RB	5-9	186	RS FR	Rogers, Ark./Rogers
1	Fresch, Sean	CB	5-8	175	SO-2L	Austin, Texas/Lyndon B. Johnson
70	Gonzalez, Isaiah	OL	6-2	303	SO-TR	Watsonville, Calif./City College of San Francisco
28	Gota, Enock	K	6-0	185	FR-HS	Houston, Texas/Dekaney
45	Green, Demone	DL	6-1	248	FR-HS	Houston, Texas/Heights
5	Green, Wiley	QB	6-3	200	RS JR-3L	Coppell, Texas/Prestonwood Christian
85	Groen, Boden	TE	6-3	240	SO-TR	Santa Ana, Calif./Mater Dei
22	Guillo, Ryan	WR	5-10	186	FR-HS	Pearland, Texas/Dawson
56	Gustafson, Stefan	C	5-11	264	FR-HS	Houston, Texas/St. John's
44	Hargon, Geron	FB	6-2	228	RS FR-1L	Shreveport, La./Captain Shreve
52	Hargrove, Jalen	DL	6-4	323	RS FR	Patterson, N.J./Choate Rosemary Hallla.
88	Hebeisen, Jaggar	TE	6-4	246	RS FR	Colleyville, Texas/Heritage
98	Heitmann, Van	DL	6-6	237	SO-2L	Houston, Texas/Stratford
25	Hook, Daveon	S	5-11	174	FR-HS	Cibolo, Texas/Steele
15	Horn, Tim	K	6-2	224	RS SO-TR	Honolulu, Hi./Washington
77	Hughes, John	OL	6-5	305	GR-TR	Carrollton, Texas/West Virginia
18	Hunt, Conor	P	5-11	189	SO-TR	Lihue, Hi./Georgetown
15	Itraish, Shawqi	QB	6-3	204	RS FR	Bradenton, Fla./Braden River
16	Jackson, Quinton	ATH	5-7	146	FR-HS	Fort Worth, Texas/North Crowley
95	James, Caleb	DE	6-0	301	SO-2L	Cypress, Texas/North Shore
22	Jean, Jonathan	CB	5-10	182	RS FR	Lakeland, Fla./Victory Christian
32	Johnson III, Jerry	FB	6-1	240	RS SO-2L	Port Saint Lucie, Fla./Treasure Coast
3	Johnson, JoVoni	QB	6-3	208	RS SO-3L	Conway, Ark./Conway
19	Joseph, Ichmael	S	6-1	187	FR-HS	Tampa, Fla./Tampa Bay Tech
14	Kamper, Nate	TE	6-6	237	RS FR-1L	Fort Hood, Texas/Killeen
54	Klarkowski, Issac	OL	6-2	298	RS SO-3L	Green Bay, Wisc./Southwest
79	Kropp, Weston	OL	6-4	303	SO-TR	Biloxi, Miss./Jones College
99	Latos, Cole	DL	6-5	244	RS FR-1L	Allen, Texas/Allen
53	Leone, Mike	OL	6-5	277	RS FR-1L	Bryn Mawr, Pa./The Hun School

# 2022 Rice Alphabetical Roster

No.	Name	Pos.	Ht.	Wt.	Cl-Exp.	Hometown (HS/Prev School)
9	Lockhart, Kirk	SAF	5-11	184	JR-3L	Cedar Hill, Texas/Cedar Hill
76	Long, John	OL	6-4	315	RS FR	Kempner, Texas/Lampasas
69	Lovell, Payton	OL	6-5	267	RS FR-1L	Trophy Club, Texas/Byron Nelson
80	MacNeill, Rawson	WR	6-5	187	FR-HS	Marietta, Ga./George Walton
10	McCaffrey, Luke	QB	6-2	198	RS SO-1L	Highlands Ranch, Colo./Nebraska
24	McCord, Miles	DB	6-1	171	SR-2L	Huntington Beach, Calif./Golden West College
7	McMahon, TJ	QB	6-0	195	RS JR-2L	Anaheim, Calif./Cerritos College
84	Mecom, Bennett	WR	6-3	207	RS SO-1L	Frisco, Texas/Reedy
99	Mendes, Charlie	P	6-3	198	RS SO-2L	Van Nuys, Calif./Harvard-Westlake
55	Mitchell, Landon	LS	6-0	206	FR-HS	Greenwood, S.C./Dixie
1	Montgomery, Cameron	RB	5-5	159	RS SR-4L	Stafford, Texas/Stafford
30	Morris, Elroyal	DL	6-3	279	RS FR	Houston, Texas/Dekaney
33	Morrison, Myron	LB	6-3	215	RS SO-2L	Humble, Texas/Atascocita
13	Narcisse, Lamont	CB	5-11	173	RS FR-1L	Pasadena, Calif./Calabasas
61	Norfleet, Trace	OL	6-0	271	FR-HS	Lewisville, Texas/Prestonwood Christian
52	Nutter, Braedon	OL	6-3	295	SO-2L	Tomball, Texas/Memorial
16	Nwajuaku, Chibby	DL	6-2	242	FR-HS	Cypress, Texas/Cy Ranch
20	Nyakwol, George	S	6-0	189	GR-4L	Houston, Texas/Aldine Eisenhower
78	Onianwa, Ethan	OL	6-6	330	RS FR	Katy, Texas/Cinco Ranch
10	Orji, Kenneth	RUSH	6-2	258	RS SR-4L	Missouri City, Texas/Elkins
8	Otoviano, Juma	RB	5-10	192	RS JR-3L	Arlington, Texas/James Martin
12	Padgett, AJ	QB	6-3	225	FR-HS	Frisco, Texas/Reedy
4	Patterson III, Cedric	WR	5-11	190	GR-1L	Crosby, Texas/New Mexico
12	Pearcy, Josh	LB/DE	6-2	243	RS SO-2L	Moorestown, N.J./Moorestown
62	Pepe, Faaeanuu	OL	6-4	377	SO-1L	Bellflower, Calif./Orange Lutheran
72	Phillippi, Trey	OT	6-5	272	RS FR-1L	Montgomery, Texas/Montgomery
82	Reinwald, Gavin	TE	6-3	230	GR-TR	Elk Grove, Calif./California
63	Robertson, Noah	OL	6-5	295	SO-TR	Jacksonville, Fla./Stetson
2	Rozner, Bradley	WR	6-5	204	RS JR-1L	Needville, Texas/Cisco JC
83	Scherle, Alex	TE	6-5	241	FR-HS	Rochester Hills, Mich./Notre Dame Prep
7	Schuman, Trey	DE	6-2	267	RS SR-4L	Burleson, Texas/Burleson
71	Servin, Clay	OL	6-4	300	RS JR-4L	Richardson, Texas/J.J. Pearce
40	Seymour Jr., Kenny	LB	6-3	229	RS FR	League City, Texas/Fort Bend Marshall
44	Siano, Aidan	LB	6-0	235	SO-1L	Celina, Texas/Prosper
19	Stevenson, Peyton	WR	6-3	193	RS FR	Demopolis, Ala./Demopolis
26	Taylor, Gabe	DB	5-9	190	SO-2L	Miami, Fla./Gulliver Prep
47	Tholen II, Thomas	LS	6-2	224	RS SO	Kansas City, Kan./Butler CC
92	Titre, Quent	DL	6-2	291	GR-TR	Missouri City, Texas/Abilene Christian
11	Thompson, Tyson	WR	5-9	183	SO-TR	Klein, Texas/HBU
31	VanSickle, Christian	K/P	6-0	205	GR-1L	Charlotte, N.C./Elon
97	Varner III, Cal	DE	6-4	267	RS FR	Katy, Texas/Katy
81	Walker, Braylen	WR	5-10	173	FR-HS	Sulpher, La./Lake Charles College Prep
86	Welsh, Connor	FB/TE	6-3	233	RS FR	North Richland Hills, Texas/Birdville
20	West, Uriah	RB	6-0	235	GR-TR	Douglasville, Ga./Jacksonville State
23	Williams, Jeremiah	CB	5-10	146	FR-HS	Dallas, Texas/Bishop Lynch
14	Williams, Joshua	SAF	6-1	195	RS FR	Linden, Ala./Linden
4	Williams, Marcus		SAF	5-11	186	RS FR Helena, Ala./Hoover
46	Wilson, Jacob	LS	6-0	209	GR-TR	Pittsford, N.Y./Robert Morris
41	Wyatt, Plae	SAF	5-11	203	SO-2L	McKinney, Texas/Boyd

# 2022 Rice Numerical Roster

No.	Name	Pos.	Ht.	Wt.	Cl-Exp.	Hometown (HS/Prev School)
0	Connors, Dean	RB	6-2	210	SO-TR	Kamuela, Hi./Riverside CC
0	Ajavon, Litchfield	S	6-0	192	GR-TR	Baltimore, Md./Notre Dame
1	Fresch, Sean	CB	5-8	175	SO-2L	Austin, Texas/Lyndon B. Johnson
1	Montgomery, Cameron	RB	5-5	159	RS SR-4L	Stafford, Texas/Stafford
2	Devones, Tre'shon	CB	6-0	187	RS SO-3L	Duncanville, Texas/Duncanville
2	Rozner, Bradley	WR	6-5	204	RS JR-3L	Needville, Texas/Cisco JC
3	Dunbar, Jordan	CB	5-11	196	SO-2L	Tarrytown, N.Y./Iona Prep
3	Johnson, JoVoni	QB	6-3	208	RS SO-3L	Conway, Ark./Conway
4	Patterson III, Cedric	WR	5-11	190	GR-2L	Crosby, Texas/New Mexico
4	Williams, Marcus	SAF	5-11	186	RS FR-1L	Helena, Ala./Hoover
5	Anigbogou, Chike	SAF	5-10	203	RS SO-3L	Missouri City, Texas/Ridge Point
5	Green, Wiley	QB	6-3	200	RS SO-4L	Coppell, Texas/Prestonwood Christian
6	Arkansas, DJ	LB	6-2	194	RS FR-1L	Denton, Texas/Ryan
6	Esdale, Isaiah	WR	6-0	201	GR-TR	Newark, Del./ West Virginia
7	McMahon, TJ	QB	6-0	195	RS JR-2L	Anaheim, Calif./Cerritos College
7	Schuman, Trey	DE	6-2	267	RS SR-4L	Burleson, Texas/Burleson
8	Chamberlain, Treshawn	LB	5-10	219	RS JR-4L	Greenwood, S.C./Emerald
8	Otoviano, Juma	RB	5-10	192	RS JR-4L	Arlington, Texas/James Martin
9	Crawford, Sam	WR	6-1	214	GR-TR	Rockwall, Texas/Tulsa
9	Lockhart, Kirk	SAF	5-11	184	JR-3L	Cedar Hill, Texas/Cedar Hill
10	McCaffrey, Luke	QB	6-2	198	RS SO-1L	Highlands Ranch, Colo./Nebraska
10	Orji, Kenneth	RUSH	6-2	258	RS SR-4L	Missouri City, Texas/Elkins
11	Conti, Chris	LB	6-2	236	RS SO-TR	Wycokoff, N.J./Rutgers
11	Thompson, Tyson	WR	5-9	183	SO-TR	Klein, Texas/Houston Baptist
12	Padgett, AJ	QB	6-3	225	FR-HS	Frisco, Texas/Reedy
12	Pearcy, Josh	LB/DE	6-2	243	RS SO-3L	Moorestown, N.J./Moorestown
13	Edgar, Christian	QB	6-2	179	FR-HS	Austin, Texas/Westlake
13	Narcisse, Lamont	CB	5-11	173	RS FR-1L	Pasadena, Calif./Calabasas
14	Kamper, Nate	TE	6-6	237	RS FR-2L	Fort Hood, Texas/Killeen
14	Williams, Joshua	SAF	6-1	195	RS FR-1L	Linden, Ala./Linden
15	Horn, Tim	K	6-2	224	RS SO-TR	Honolulu, Hi./Washington
15	Itraish, Shawqi	QB	6-3	204	RS FR-1L	Bradenton, Fla./Braden River
16	Jackson, Quinton	ATH	5-7	146	FR-HS	Fort Worth, Texas/North Crowley
16	Nwajuaku, Chibby	DL	6-2	242	FR-HS	Cypress, Texas/Cy Ranch
17	Campbell, Kobie	WR	5-7	167	SO-2L	Missouri City, Texas/Hightower
18	Hunt, Conor	P	5-11	189	SO-TR	Lihue, Hi./Georgetown
19	Joseph, Ichmael	S	6-1	187	FR-HS	Tampa, Fla./Tampa Bay Tech
19	Stevenson, Peyton	WR	6-3	193	RS FR-1L	Demopolis, Ala./Demopolis
20	Nyakwol, George	SAF	6-0	189	GR-4L	Houston, Texas/Aldine Eisenhower
20	West, Uriah	RB	6-0	235	GR-TR	Douglasville, Ga./Jacksonville State
21	Braden, Garrett	LB	6-2	239	RS FR-3L	New Canaan, Conn./New Canaan
22	Guillo, Ryan	WR	5-10	186	FR-HS	Pearland, Texas/Dawson
22	Jean, Jonathan	CB	5-10	182	RS FR-1L	Lakeland, Fla./Victory Christian
23	Williams, Jeremiah	CB	5-10	146	FR-HS	Dallas, Texas/Bishop Lynch
24	McCord, Miles	DB	6-1	171	SR-3L	Huntington Beach, Calif./Golden West College
25	Hook, Daveon	S	5-11	174	FR-HS	Cibolo, Texas/Steele
26	Francisco, Christian	RB	5-9	186	RS FR-1L	Rogers, Ark./Rogers
26	Taylor, Gabe	DB	5-9	190	SO-2L	Miami, Fla./Gulliver Prep
27	Awe, Andrew	LB	6-2	227	RS FR-2L	Mansfield, Texas/Mansfield Lake Ridge
28	Bowling, Shepherd	OLB	6-0	216	RS FR-TR	Katy, Texas/Army
28	Gota, Enock	K	6-0	185	FR-HS	Houston, Texas/Dekaney
30	Broussard, Ari	RB	6-0	216	RS JR-4L	New Orleans, La./Lusher
30	Morris, Elroyal	DL	6-3	279	RS FR-1L	Houston, Texas/Dekaney
31	Flowers, Tyson	S	5-11	194	FR-HS	Fort Worth, Texas/Southwest Christian
31	VanSickle, Christian	K/P	6-0	205	GR-1L	Charlotte, N.C./Elon
32	Johnson III, Jerry	FB	6-1	240	RS SO-3L	Port Saint Lucie, Fla./Treasure Coast
33	Morrison, Myron	LB	6-3	215	RS SO-3L	Humble, Texas/Atascocita
35	Amico, Michael	RB	5-8	187	FR-HS	Katy, Texas/Seven Lakes
38	Adams, Zach	K	5-11	194	RS FR-1L	Spring, Texas/Klein Oak

# 2022 Rice Numerical Roster

No.	Name	Pos.	Ht.	Wt.	Cl-Exp.	Hometown (HS/Prev School)
40	Seymour Jr., Kenny	LB	6-3	229	RS FR-1L	League City, Texas/Fort Bend Marshall
41	Wyatt, Plae	SAF	5-11	203	SO-2L	McKinney, Texas/Boyd
44	Hargon, Geron	FB	6-2	228	RS FR-2L	Shreveport, La./Captain Shreve
44	Siano, Aidan	LB	6-0	235	SO-1L	Celina, Texas/Prosper
45	Green, Demone	DL	6-1	248	FR-HS	Houston, Texas/Heights
46	Wilson, Jacob	LS	6-0	209	GR-TR	Pittsford, N.Y./Robert Morris
47	Tholen II, Thomas	LS	6-2	224	RS SO-1L	Kansas City, Kan./Butler CC
49	Barnett, Micah	FB	6-1	229	FR-HS	Dickinson, Texas/Dickinson
50	Floyd, Izeya	OL	6-2	305	RS SO-3L	Frisco, Texas/Reedy
52	Hargrove, Jalen	DL	6-4	323	RS FR-2L	Patterson, N.J./Choate Rosemary Hall
52	Nutter, Braedon	OL	6-3	295	SO-2L	Tomball, Texas/Memorial
53	Leone, Mike	OL	6-5	277	RS FR-2L	Bryn Mawr, Pa./The Hun School
54	Klarkowski, Issac	OL	6-2	298	RS SO-3L	Green Bay, Wisc./Southwest
55	Carroll, De'Braylon	NT	6-0	283	RS SO-3L	Duncanville, Texas/Duncanville
55	Mitchell, Landon	LS	6-0	206	FR-HS	Greenwood, S.C./Dixie
56	Gustafson, Stefan	C	5-11	264	FR-HS	Houston, Texas/St. John's
58	Baker, Shea	OL	6-1	308	RS SR-4L	Round Rock, Texas/Cedar Ridge
61	Norfleet, Trace	OL	6-0	271	FR-HS	Lewisville, Texas/Prestonwood Christian
62	Pepe, Faaeanuu	OL	6-4	377	SO-1L	Bellflower, Calif./Orange Lutheran
63	Robertson, Noah	OL	6-5	295	SO-TR	Jacksonville, Fla./Stetson
69	Lovell, Payton	OL	6-5	267	RS FR-2L	Trophy Club, Texas/Byron Nelson
70	Gonzalez, Isaiah	OL	6-2	303	SO-TR	Watsonville, Calif./City College of San Francisco
71	Servin, Clay	OL	6-4	300	RS JR-4L	Richardson, Texas/J.J. Pearce
72	Phillippi, Trey	OT	6-5	272	RS FR-2L	Montgomery, Texas/Montgomery
74	Baur, Brad	OL	6-5	271	FR-HS	Rocklin, Calif./Rocklin
75	Boenisch, Blake	DL	6-3	324	RS FR-1L	Needville, Texas/Needville
75	Cedeno, Miguel	OL	6-7	346	FR-HS	Davie, Fla./American Heritage
76	Long, John	OL	6-4	315	RS FR-1L	Kempner, Texas/Lampasas
77	Hughes, John	OL	6-5	305	GR-TR	Carrolton, Texas/West Virginia
78	Onianwa, Ethan	OL	6-6	330	RS FR-1L	Katy, Texas/Cinco Ranch
79	Kropp, Weston	OL	6-4	303	SO-TR	Biloxi, Miss./Jones College
80	MacNeill, Rawson	WR	6-5	187	FR-HS	Marietta, Ga./George Walton
81	Walker, Braylen	WR	5-10	173	FR-HS	Sulpher, La./Lake Charles College Prep
82	Reinwald, Gavin	TE	6-3	230	GR-TR	Elk Grove, Calif./California
83	Scherle, Alex	TE	6-5	241	FR-HS	Rochester Hills, Mich./Notre Dame Prep
84	Mecom, Bennett	WR	6-3	207	RS SO-3L	Frisco, Texas/Reedy
85	Groen, Boden	TE	6-3	240	SO-TR	Santa Ana, Calif./Mater Dei
86	Welsh, Connor	FB/TE	6-3	233	RS FR-1L	North Richland Hills, Texas/Birdville
87	Bradley, Jack	TE	6-5	254	JR-3L	Dallas, Texas/Bishop Lynch
88	Hebeisen, Jaggar	TE	6-4	246	RS FR-1L	Colleyville, Tenn./Heritage
89	Chambliss, Cemarion	WR	5-9	138	FR-HS	Arlington, Texas/Mansfield Timberview
91	Enechukwu, Ikenna	DE	6-3	269	RS JR-4L	Kansas City, Mo./Ruskin
92	Titre, Quent	DL	6-2	291	GR-TR	Missouri City, Texas/Abilene Christian
95	James, Caleb	DE	6-0	301	SO-2L	Cypress, Texas/North Shore
96	Carter, Davion	DL	5-11	290	FR-HS	Mesquite, Texas/North Mesquite
97	Varner III, Cal	DE	6-4	267	RS FR-1L	Katy, Texas/Katy
98	Heitmann, Van	DL	6-6	237	SO-2L	Houston, Texas/Stratford
99	Latos, Cole	DL	6-5	244	RS FR-2L	Allen, Texas/Allen
99	Mendes, Charlie	P	6-3	198	RS SO-3L	Van Nuys, Calif./Harvard-Westlake

# Rice Squad Breakdown On The Charts

## Offensive Starters

	Returning (5)	Lost (6)
<b>LT</b>	Clay Servin (12)	-
<b>LG</b>	-	Cole Garcia (12)
<b>C</b>	Shea Baker (9)	-
<b>RG</b>	Braedon Nutter (9)	-
<b>RT</b>	-	Jovaun Woolford (5)
<b>WR</b>	Cedric Patterson III (11)	-
<b>WR</b>	-	Jake Bailey (9)
<b>WR/TE</b>	-	August Pitre III (6)
<b>FB/TE</b>	Jack Bradley (12)	-
<b>RB</b>	-	Khalan Griffin (5)
<b>QB</b>	-	Jake Constantine (6)

## Defensive Starters

	Returning (7)	Lost (4)
<b>DE</b>	Trey Schuman (9)	-
<b>DT</b>	Ikenna Enechukwu (12)	-
<b>NT</b>	-	Elijah Garcia (12)
<b>DE</b>	Kenneth Orji (8)	-
<b>LB</b>	-	Desmyn Baker (7)
<b>LB</b>	-	Antonio Montero (9)
<b>LB/CB</b>	Kirk Lockhart (6)	-
<b>FS</b>	-	Naeem Smith (12)
<b>SS</b>	Gabe Taylor (6)	-
<b>CB</b>	Miles McCord (7)	-
<b>CB</b>	Jordan Dunbar (9)	-

<b>Starters Returning/Lost</b>	<b>15/10</b>
<b>Offense</b>	<b>5/6</b>
<b>Defense</b>	<b>7/4</b>
<b>Specialists</b>	<b>2/1</b>
<b>Lettermen Returning/Lost</b>	<b>47/41</b>
<b>Offense</b>	<b>22/20</b>
<b>Defense</b>	<b>23/19</b>
<b>Specialists</b>	<b>2/2</b>

## Roster Breakdown By Class\*

**Graduates (11):** S Litchfield Ajavon; WR Sam Crawford; WR Isaiah Esdale; OL John Hughes; S George Nyakwol; WR Cedric Patterson III; TE Gavin Reinwald; DL Quent Titre; K/P Chrisitan VanSickle; RB Uriah West; LS Jacob Wilson.

**Seniors (5):** OL Shea Baker; DB Miles McCord; WR Cameron Montgomery; RUSH Kennth Orji; DE Trey Schuman.

**Juniors (9):** TE Jack Bradley; RB Ari Broussard; LB Treshawn Chamberlain; DE Ikenna Enechukwu; QB Wiley Green; S Kirk Lockhart; QB TJ McMahon; RB Juma Otoviano; WR Bradley Rozner; OL Clay Servin.

**Sophomores (33):** S Chike Anigbogu; LB Andrew Awe; WR Kobie Campbell; NT De'Braylon Carroll; RB Dean Connors; LB Chris Conti; CB Tre'shon Devones; CB Jordan Dunbar; OL Izeya Floyd; CB Sean Fresch; OL Isaiah Gonzalez; TE Boden Groen; DL Van Heitmann; K Tim Horn; P Conor Hunt; DE Caleb James; FB Jerry Johnson III; QB JoVoni Johnson; OL Issac Klarkowski; OL Weston Kropp; QB Luke McCaffrey; WR Bennett Mecom; P Charlie Mendes; LB Myron Morrison; OL Braedon Nutter; LB/DE Josh Percy; OL Faaeanuu Pepe; OL Noah Robertson; LB Aidan Siano; S Gabe Taylor; LS Thomas Tholen II; WR Tyson Thompson; S Plae Wyatt.

**Redshirt Freshmen (25):** K Zach Adams; LB DJ Arkansas; DL Blake Boenisch; OLB Shepherd Bowling; LB Garrett Braden; RB Christian Francisco; LB Geron Hargon; DL Jalen Hargrove; TE Jaggar Hebeisen; QB Shawqi Itraish; CB Jonathan Jean; TE Nake Kamper; DL Cole Latos; OL Mike Leone; OL John Long; OL Payton Lovell; DL Elroyal Morris; CB Lamont Narcisse; OL Ethan Onianwa; OT Trey Phillippi; LB Kenny Seymour Jr.; WR Peyton Stevenson; DE Cal Varner III; FB/TE Connor Welsh; S Joshua Williams; S Marcus Williams.

**Freshmen (25):** RB Michael Amico; FB Micah Barnett; OL Brad Baur; DL Davion Carter; OL Miguel Cedeno; WR Cemarion Chambliss; QB Christian Edgar; S Tyson Flowers; DL Demone Green; K Enock Gota; WR Ryan Guillo; C Stefan Gustafson; S Daveon Hook; ATH Quinton Jackson; S Ichmael Joseph; WR Rawson MacNeill; LS Landon Mitchell; OL Trace Norfleet; DL Chibby Nwajuaku; QB AJ Padgett; TE Alex Scherle; WR Braylen Walker; CB Jeremiah Williams.

\*Athletic eligibility, not academic standing.



# Rice Squad Breakdown

## Texas (59)

**Allen** – Cole Latos  
**Arlington** – Cemarion Chambliss, Juma Otoviano  
**Austin** – Christian Edgar, Sean Fresch  
**Burleson** – Trey Schuman  
**Carrollton** – John Hughes  
**Cedar Hill** – Kirk Lockhart  
**Celina** – Aidan Siano  
**Cibolo** – Daveon Hook  
**Colleyville** – Jaggar Hebeisen  
**Coppell** – Wiley Green  
**Crosby** – Cedric Patterson III  
**Cypress** – Caleb James, Chibby Nwajuaku  
**Dallas** – Jack Bradley, Jeremiah Williams  
**Denton** – DJ Arkansas  
**Dickinson** – Micah Barnett  
**Duncanville** – De'Braylon Carroll, Tre'shon Devones  
**Fort Hood** – Nate Kamper  
**Fort Worth** – Tyson Flowers, Quinton Jackson  
**Frisco** – Izeya Floyd, Bennett Mecom, AJ Padgett  
**Houston** – Demone Green, Enock Gota, Stefan Gustafson, Van Heitmann, Elroyal Morris, George Nyakwol  
**Humble** – Myron Morrison  
**Katy** – Michael Amico, Shepherd Bowlilng, Ethan Onianwa, Cal Varner III  
**Kempner** – John Long  
**Klein** – Tyson Thompson  
**League City** – Kenny Seymour Jr.  
**Lewisville** – Trace Norfleet  
**Mansfield** – Andrew Awe  
**McKinney** – Plae Wyatt  
**Mesquite** – Davion Carter  
**Missouri City** – Chike Anigbogu, Kobie Campbell, Kenneth Orji, Quent Titre  
**Montgomery** – Trey Phillippi  
**Needville** – Blake Boenisch, Bradley Rozner  
**North Richland Hills** – Connor Welsh  
**Pearland** – Ryan Guillo  
**Richardson** – Clay Servin  
**Rockwall** – Sam Crawford  
**Round Rock** – Shea Baker  
**Spring** – Zach Adams  
**Stafford** – Cameron Montgomery  
**Tomball** – Braedon Nutter  
**Trophy Club** – Payton Lovell

## Alabama (3)

**Demopolis** – Peyton Stevenson  
**Helena** – Marcus Williams  
**Linden** – Joshua Williams

## Arkansas (2)

**Conway** – JoVoni Johnson  
**Rogers** – Christian Francisco

## California (9)

**Anaheim** – TJ McMahon  
**Bellflower** – Faaeanuu Pepe  
**Elk Grove** – Gavin Reinwald  
**Huntington Beach** – Miles McCord  
**Pasadena** – Lamont Narcisse  
**Rocklin** – Brad Baur  
**Santa Ana** – Boden Groen  
**Van Nuys** – Charlie Mendes  
**Watsonville** – Isaiah Gonzalez

## Colorado (1)

**Highlands Ranch** – Luke McCaffrey

## Connecticut (1)

**New Canaan** – Garrett Braden

## Delaware (1)

**Newark** – Isaiah Esdale

## Florida (7)

**Bradenton** – Shawqi Itraish  
**Davie** – Miguel Cedeno  
**Jacksonville** – Noah Robertson  
**Lakeland** – Jonathan Jean  
**Miami** – Gabe Taylor  
**Port Saint Lucie** – Jerry Johnson III  
**Tampa** – Ichmael Joseph

## Georgia (2)

**Douglasville** – Uriah West  
**Marietta** – Rawson MacNeill

## Hawaii (3)

**Honolulu** – Tim Horn  
**Kamuela** – Dean Connors  
**Lihue** – Conor Hunt

## Kansas (1)

**Kansas City** – Thomas Tholen II

## Louisiana (3)

**New Orleans** – Ari Broussard  
**Shreveport** – Geron Hargon  
**Sulphur** – Braylen Walker

## Maryland (1)

**Baltimore** – Litchfield Ajavon

## Michigan (1)

**Rochester Hills** – Alex Scherle

## Mississippi (1)

**Biloxi** – Weston Kropp

## Missouri (1)

**Kansas City** – Ikenna Enechukwu

## New Jersey (3)

**Moorestown** – Josh Percy  
**Patterson** – Jalen Hargrove  
**Wyckoff** – Chris Conti

## New York (2)

**Pittsford** – Jacob Wilson  
**Tarrytown** – Jordan Dunbar

## North Carolina (1)

**Charlotte** – Christian VanSickle

## Pennsylvania (1)

**Bryn Mawr** – Mike Leone

## South Carolina (2)

**Greenwood** – Treshawn Chamberlain, Landon Mitchell

## Wisconsin (1)

**Green Bay** – Isaac Klarkowski

# 2022 Rice Owls



## ZACH ADAMS

# 38

K, 5-11, 194, FRESHMAN  
SPRING, TEXAS  
KLEIN OAK HS

### Honors

2022 C-USA Commissioner's Honor Roll

### 2021

Walk-on who joined the Owls just before the start of training camp.

### Klein Oak High School

First team All-District 15-6A for coach Jason Glenn at Klein Oak... Converted 8 of 10 field goals with a career long of 42 yards as a senior and 11 of 13 in his career... Averaged 70% touchbacks on his kickoffs... National Honor Society, Cum Laude, AP Scholar, Academic All State, Mu Alpha Theta English National Honor Society, Spanish National Honor Society.

### Personal

Full name: Zachary Adams... Born: July 25 at Houston, Texas ... Parents: Eric and Julie Adams... Two sisters... Rice major: Mechanical Engineering... Rice College: Martel



## LITCHFIELD AJAVON

# 0

S, 6-0, 192, GRADUATE  
BALTIMORE, MD.  
EPISCOPAL HS/NOTRE DAME

### Notre Dame

Played in 10 games over three seasons... Made his collegiate debut vs. Bowling Green as a true freshman and also saw action vs. Duke and vs. Iowa State in the Camping World Bowl... Played in a pair of games in 2020 (Georgia Tech and Syracuse)... Saw action in five games in 2021 and recorded his first career tackle (Virginia Tech, USC, Navy, Virginia, and Georgia Tech) and recorded his first career tackle vs. Navy.

### Episcopal HS (Alexandria, Virginia)

Ranked as the #87 player in the nation by Rivals (#5 safety) as a senior for coach Panos Voulgaris at Episcopal HS in 2018... Credited with 62 tackles (2 TFL), picked off one pass, and recovered a fumble as a senior... Ranked #223 nationally by 247Sports and #273 by ESPN.com.

### Personal

Full name: Litchfield Ajavon... Born: May 19 at Accra, Ghana ... Father: Biomah Binda... Graduate program: Masters of Liberal Studies.



## MICHAEL AMICO

# 35

RB, 5-8, 187, FRESHMAN  
KATY, TEXAS  
SEVEN LAKES HS

### Seven Lakes High School

Rushed for 535 yards and scored five touchdowns for coach Jimmy Hamon at Seven Lakes HS (19-6A) as a senior, leading the Spartans to the 6A D1 playoffs... Earned second-team Academic All-State honors... Four-year letterman in wrestling, qualifying for state all four years while serving as team captain as a junior and senior... Finished fifth at the state championship as a senior in the 170-pound weight class... District and Region champion and voted the district's most outstanding wrestler.

### Personal

Full name: Michael Sebastian Amico... Born: January 9 at Katy, Texas... Parents: Michael and Gezilla Amico... Rice major: Undeclared... Rice College: McMurtry



## CHIKE ANIGBOGU

# 5

S, 5-10, 203, SOPHOMORE  
MISSOURI CITY, TEXAS  
RIDGE POINT HS

### at Rice

C-USA Commissioner's Honor Roll (2020, 2021, 2022)

### 2021

Credited with 13 tackles on the year along with a pair of quarterback hurries and one quarterback hit... Credited with three tackles vs. Texas Southern and Southern Miss and shared tackles for loss vs. Houston and TSU... Also broke up a pass vs. Southern Miss...Third on the team with five special teams stops.

### 2020

Saw action in all five games and made his first career start at Southern Miss... Named the Owls Defensive Player of the Game against the Golden Eagles after being credited with four tackles and forcing a fumble late in the first half to set up the Owls' third touchdown... Came back to register three tackles in the next game at North Texas.

### 2019

Gained valuable experience by playing in four games while retaining his red-shirt... Made his debut at UTSA and also saw action vs. Southern Miss, North Texas and UTEP on special teams.

### Ridge Point High School

Two-time All-District 20-6A for coach Brett Sniffin at Ridge Point as the Panthers captured the district title in 2018... Finished his senior season with 75 tackles (21 for loss/4 sacks), two interceptions and two fumble recoveries... Earned boys athlete of the week honors from the Houston Chronicle after finishing with 15 tackles (seven for loss including three sacks) in Ridge Point's win over Elkins... Completed his career with 125 tackles (30 for loss/5 sacks), three interceptions and three fumble recoveries... Academic All-State selection.

### Personal

Full name: Chike Anigbogu... Born: December 22 at Austin, Texas... Parents: Julian and Ogonna Anigbogu... Rice major: Sports Medicine & Exercise Physiology... Rice College: Will Rice

### Chike Anigbogu's Career Stats

DEFENSE	UT	AT	TOT	SACK	TFL	INT	FF	FR	PD
2019	0	0	0	0.0/0	0.0/0	0	0	0	0
2020	4	4	8	0.0/0	0.0/0	0	1	0	0
2021	5	7	12	0.0/0	1.0/1	0	0	0	1
<b>TOTAL</b>	<b>9</b>	<b>11</b>	<b>20</b>	<b>0.0/0</b>	<b>1.0/1</b>	<b>0</b>	<b>1</b>	<b>0</b>	<b>1</b>

### Single Game Highs

Tackles: 4 at Southern Miss (O 31, 2020)

TFL: 0.5, 2x, last vs. Texas Southern (S 25, 2021)

Forced Fumbles: 1 at Southern Miss (O 31, 2020)



**DJ  
ARKANSAS**

6

LB, 6-2, 194, FRESHMAN  
DENTON, TEXAS  
RYAN HS

**2021**

Battled injuries but sparkled in his collegiate debut at UAB... Credited with three total pressures against the Blazers, including a sack for his first career tackle (loss of eight yards) a hurry and a quarterback hit.

**Denton Ryan High School**

All-State selection as a senior as Denton Ryan stormed to the Texas 5A D1 championship and a two-time, all-district selection for head coach Dave Henigan at Ryan... Compiled 189 tackles, 26 TFL (five sacks), two fumble recoveries and one forced fumble in his career... Dave Campbell's Texas Football's Top 25 Linebackers and a member of the Texas Top 300... All District 4-5A D1 as a junior as Ryan reached the state championship game.

**Personal**

Full name: Dayton D. Arkansas... Born: September 24 at Irvin, Texas ... Parents: Dayton and Precious Arkansas... Two brothers... Grandson of Larry Anderson, who played cornerback and returned kickoffs at Louisiana Tech and on the Pittsburgh Steelers' Super Bowl 1978 and 1979 Super Bowl winning teams... Rice major: Undeclared... Rice College: Baker



**ANDREW  
AWE**

27

LB, 6-2, 227, FRESHMAN  
MANSFIELD, TEXAS  
MANSFIELD LAKE RIDGE HS

**2021**


Did not see action... Joined the Owls as a walk-on in 2020 but did not participate during games.

**Mansfield Lake Ridge High School**

Played for head coach Kirk Thor for the 6A District champions... Named 6A All-District Honorable Mention... Recorded 68 tackles, two sacks and one fumble recovery as a senior... In his career, had 150 tackles, three sacks and five forced fumbles... Named Academic MVP, 6A Academic All district and 6A Academic All State.

**Personal**

Full name: Andrew Adewole Awe... Born: March 23 at Arlington, Texas... Parents: Charles and Abigail Awe ... (two brothers, one sister)... Brother Micah played football at Texas Tech and a six-year veteran of the CFL... Rice major: Computer Science... Rice College: Hanszen.



**SHEA  
BAKER**

58

OL, 6-1, 308, SENIOR  
ROUND ROCK, TEXAS  
CEDAR RIDGE HS

**At Rice**

CoSIDA Academic All-District® 7 (2020)... C-USA Commissioner's Academic Medal, 2018... C-USA Honor Roll, 2018, 2019, 2020, 2021, 2022... Rice Honor Athlete 2020... Rice Scholar Athlete 2021... C-USA All Freshman, 2018... All Conference USA Coaches Honorable Mention (2019, 2020)... Phil Steele Fourth Team All-C-USA... C-USA Coaches Honorable Mention... George R. Brown Offensive Award (lineman) 2020.

**2021**

Preseason all-conference first-team pick by Phil Steele and second-team by Athlon... Made his 42nd career start vs. LA Tech in the season finale, to lead the team... Returned to start at center for the first time since 2019 after Isaac Klarkowski was injured... Has made 24 career starts at center and 18 at guard... Lead the team with 849 snaps this year and is the active career leader with 2,785.

**2020**

Led the team with 358 snaps, the second time in three years he's led the team... Started all five games at right guard. Offensive Player of the Game for Rice for his performance in the Owls win over #15 Marshall... Did not allowed a sack and credited with 14 knockdown... Dave Campbell's Texas Football All-Texas College preseason team... Athlon Sports All-Conference USA preseason team (4th team)... Enrolled in the Jones MBA program.

**2019**

Honorable mention All-Conference USA selection by league coaches... Steady performer on the offensive line who made eight starts at guard and three at center... Has started 24 of 25 games in his first two seasons, missing a start (but playing) vs. North Texas due to illness... Opened the season at guard and made seven starts before returning to center (13 starts in 2018) after Brian Chaffin was injured... Made three starts at center before missing the start vs. UNT and then returned to guard for the finale at UTEP... Named to the PFF C-USA Team of the Week for his performance vs. UTEP... Named to the Austin American Statesman's All-Decade team of area high school products.

**2018**

C-USA All-Freshman selection by conference coaches... Opened the year at center and anchored the Owls offensive line in his first year of collegiate competition... Average game grade for the season was second only to senior OT Sam Pierce... Only allowed one sack in 13 games.


**Cedar Ridge High School**

Second team All-State, All-CenTex and two-time District 13-6A Offensive Line-man of the Year for coach Shawn Bell at Cedar Ridge as the Raiders captured the district and bi-district titles in his senior year, finishing with an 11-1 record before falling to eventual Region II champ Klein Collins... Did not allow a sack as a senior... District 13-6A Offensive Newcomer of the Year as a sophomore... A member of the National Honor Society and an honorable mention Academic All-State selection.

**Personal**

Full name: Shea Baker... Born: September 25 at Austin, Texas ... Parents: Brian and Stephanie Lendecky... (three brothers, two sisters)... Rice Degree: Sport Management.. Rice College: Sid Richardson.





**MICAH  
BARNETT**

49

FB, 6-1, 229, FRESHMAN  
DICKINSON, TEXAS  
DICKINSON HS

**Dickinson High School**

Third-team All-State (TSWA) as a senior and a two-time, all-district 24-6A selection for head coach John Snelson... Earned honors as a senior at fullback and as a center as a junior... Helped lead Dickinson to a 9-3 record and a district title as a senior... Did not carry the football but had eight receptions for 190 yards, highlighted by a 65-yard touchdown vs. Clear Lake... Academic All-District and second-team Academic All-State.

**Personal**

Full name: Micah Elek Barnett... Born: May 3 at Clear Lake, Texas... Parents: Michael and Cynthia Barnett... One sister ... Cousin (Carl Barnett Jr) was a three-year starter who played in 53 career games on the offensive line at Houston from 2007-09 and was a member of four bowl teams... Rice major: Undeclared... Rice College: Lovett



**BRAD  
BAUR**

74

OL, 6-5, 271, FRESHMAN  
ROCKLIN, CALIF.  
ROCKLIN HS

**Rocklin High School**

All-Metro and All Sac-Joaquin Section pick as a senior for coach Jason Adams as Rocklin advanced to the Sac-Joaquin Section Division I final... Thunder finished the season 12-1 to capture the Sierra Foothill League title... Played every snap as a junior and senior... California Scholarship Federation... National Honor Society... California Scholarship Federation... Carried a 4.5 GPA and was a candidate for Class Valedictorian.

**Personal**

Full Name: Bradfor Baur... Born: May 3 at Roseville, California... Parents: Gregg and Julie Baur... One brother and one sister ... Cousin (Carl Barnett Jr) was a three-year starter who played in 53 career games on the offensive line at Houston from 2007-09 and was a member of four bowl teams... Rice major: Undeclared... Rice College: Hanszen



**BLAKE  
BOENISCH**

75

DL, 6-3, 324, FRESHMAN  
NEEDVILLE, TEXAS  
NEEDVILLE HS

**2021**

Appeared in a pair of road games (Texas and Charlotte).

**Needville High School**

All-State and two-time, all-district selection for head coach Mike Giles, earning honors in District 12-4A D1 as a senior as the Blue Jays advanced to the second round of the playoffs where they were eliminated by eventual state finalist Lindale... Credited with 65 tackles (8 TFL, 2 sacks and forced two fumbles as a senior... Houston Chronicle's Top 100... Honorable mention TSWAA All-State and All-District 13-4A D1 as a junior and second team all-district as a sophomore offensive lineman... Credited with 145 tackles (75 solo), five sacks, three forced fumbles and three fumble recoveries in his career... 2021 Texas High School Powerlifting Association Division II State Champion in the super heavy-weight division with a total of 1,780 pounds (740 squat, 430 bench press, 610 dead lift)... Also lettered in baseball at Needville.

**Personal**

Full name: Blake Boenisch... Born: March 26 at New Braunfels, Texas... Parents: Brett Boenish and Jill Medve... Rice major: Undeclared... Rice College: Martel



**SHEPHERD  
BOWLING**

28

OLB, 6-0, 216, FRESHMAN  
KATY, TEXAS  
KATY HIGH SCHOOL/ARMY

**2021 (Army)**

Redshirted

**Katy High School**

Three-year letterman and two-year starter for Gary Joseph at Katy HS, capping his career by helping lead the Tigers to the 2020 Texas 6A-D2 championship, where he was a teammate of fellow Owl Cal Varner III... First-team All-Greater Houston, and third-team All-State as a senior and named Vype Magazine's Greater Houston Defensive MVP... Two-time All-District 19-6A selection... Two-year letterman in track and was named team MVP while competing in the 110 & 300-meter hurdles and the high jump... Regional qualifier in the 110 hurdles... Academic All-State in both football and track.

**Personal**

Full Name Shepherd Graham Bowling... Born: August 8 at Katy, Texas... Parents: Barry and Laurie Bowling... two brothers and two sisters.... Rice major: Undeclared... Rice College: Martel



**GARRETT  
BRADEN**

21

OLB, 6-2, 239, SOPHOMORE  
NEW CANAAN, CONN.  
NEW CANAAN HS

**Honors**

C-USA Commissioner's Honor Roll (2020, 2021, 2022)

**2021**

Did not see action.

**2020**

Made his debut vs.Middle Tennessee.

**2019**

Redshirted in his first year with the Owls.

**New Canaan High School**

All-State and all-conference selection for head coach Lou Marineli as a senior as New Canaan reached the Class LL state title game... Defeated top seed Shelton in the first round of the playoffs... Credited with 70 tackles as a senior (45 solos) and had seven sacks, broke up five passes, forced a pair of fumbles and recovered one... Finished his career with 200 tackles (120 solos), 25 sacks, 15 pass breakups, six forced fumbles and a pair of recoveries... Three-year starter, helping lead New Canaan to the state title as a sophomore... First Rice signee from Connecticut since John McKenna (Waterbury) in 1975... Member of New Canaan's High Honors Honor Society... Served as a youth sports camp director and as a student aid for special needs teens.

**Personal**

Full name: Garrett Braden... Born: May 4 at Charlotte, North Carolina ... Parents: Jay and Susan Braden... Three brothers... Rice major: Sport Management... Rice College: McMurtry

# 2022 Rice Owls



## JACK BRADLEY

# 87

TE, 6-5, 254, JUNIOR  
DALLAS, TEXAS  
BISHOP LYNCH HS

### Honors

C-USA Commissioner's Honor Roll (2020, 2021, 2022)

### 2021

Led the tight ends with 16 receptions and 163 yards... Caught a career-best five passes vs. Southern Miss... Found the end zone for the first time since the opening game of 2020 when he connected with Jake Constantine from six yards out at UTEP and added a career-long 28-yard reception vs. the Miners to set up the Owls' touchdown just before halftime.

### 2020

Averaged 23.7 yards on his four receptions... Scored his first career touchdown on a 22-yard connection from Mike Collins in the opener vs. Middle Tennessee... Finished the day with a pair of catches for 49 yards... Caught one pass for 22 yards vs. UAB in the season finale.

### 2019

A member of Mike Bloomgren's second recruiting class who signed during the early period in December of 2018... Saw action in all 12 games and made three starts at tight end (LA Tech, UTSA, UTEP)... One of six true freshmen to start in 2019 for the Owls... First career reception was for eight yards vs. Baylor.

### Bishop Lynch High School

TAPPS 6A All-District 2 second team selection as a senior for Chuck Faucette as the Friars reached the state title game... Caught 30 passes for 453 Yards and four touchdowns as a senior... Three-year starter who ended his career with 56 receptions for 956 yards and eight touchdowns... Also led Bishop Lynch to the state championship game in basketball as a junior and was named to the all-tournament team... Finished seventh in the discus at the state track meet.

### Personal

Full name: Jack Bradley ... Born: Nov. 21... Parents: Steve and Amie Smith Bradley... Father (Steve) was a four-year letterman as a tight end at Texas from 1991-95, while his mother, Amie Smith Bradley earned All-Big 12 honors in basketball before embarking on a coaching career. She was the head coach at Trinity University from 2005-12 and is currently an assistant coach at SMU... Smith's father, Mike, was an All-SWC Center at SMU from 1970-74 and her grandfather, Dick McKissack, is in the SMU Athletic Hall of Fame after playing alongside Doak Walker... Academic All-State selection... Rice Major: Sport Management... Rice College: Sid Richardson

Jack Bradley's Career Stats

RECEIVING	REC	YARDS	YDS/REC	LONG	TD
2019	1	8	8.0	8	0
2020	3	71	23.7	27	1
2021	16	163	10.2	28	1
<b>TOTAL</b>	<b>20</b>	<b>242</b>	<b>12.1</b>	<b>28</b>	<b>2</b>

### Single Game Highs

Receptions: 5 vs. Southern Miss (O 2, 2021)

Receiving Yards: 49 vs. Middle Tennessee (O 24, 2020)

Receiving TDs: 1, 2x, last at UTEP (N 20, 2021)



## ARI BROUSSARD

# 30

RB, 6-0, 216, JUNIOR  
NEW ORLEANS, LA.  
LUSHER HS

### Honors

Conference USA Commissioner's Honor Roll (2021, 2022)

George R. Brown Offensive Award (back) 2020

### 2021

Lead the Owls 569 yards and 4.9 yards per carry (116 carries)... Saw his role develop as the season progressed, rushing for 143 yards on 30 carries in the first five games and then 426 on 86 snaps in the last seven... Had at least one carry of 10 or more yards in eight of 12 games, including a career-long 40 yards at Charlotte... Rushed for 186 yards on 20 carries at Charlotte and the first two touchdowns of his career... Effort nearly tripled his previous single-game high (68 at UAB)... The yardage total was the most by an Owl since Juma Otoviano ran for 224 against ODU in 2018 and was the second-best effort by an Owl in conference play since they joined C-USA in 2005.

### 2020

Received the George R. Brown Award for running backs in a vote of his teammates... Made his backfield debut vs. North Texas and gained 16 yards on his lone carry... Took over the bulk of the work in the second half at Marshall and ran for 62 yards on 19 carries... Carried the ball on 12 of the last 13 plays, including all six as the Owls ran out the clock by eating up 9:29 on the clock... Gained 57 yards in the second half, 8 under what Marshall's defensive average had been entering the game... Caught his first career pass vs. UAB for a gain of 10.

### 2019

Earned a scholarship after a strong performance in the spring and saw action in 10 games on special teams... tied for fourth on the team with four special teams tackles... Had single special team stops vs. Texas and LA Tech and added a pair of coverage stops in the finale at UTEP.

### 2018

Former walk-on who was a member of Mike Bloomgren's first recruiting class... Made his debut at LSU... Named the Scout Special Teams Player of the Week for his efforts prior to the North Texas game.

### Lusher High School

Honorable mention All-state selection as a senior for coach Louis Landrum while leading Lusher to its first appearance in the state playoffs... Two-time all-district and all-metro selection... Ran for 722 yards and added 142 yards in receiving on offense and 67 tackles (9.5 for loss including 2.5 sacks)... Picked off a pair of passes and broke up two... Rushed for 1,855 yards in his career and added 593 yards receiving on offense, while piling up 158 tackles (12.5 for loss-4.5 sacks), picking off three passes, breaking up five and forcing four fumbles... Competed in track and was a two-time state 3A finalist indoors in the shot put... AP Scholar, Allstate Sugar Bowl Scholar Athlete, National Honor Society, Lusher Scholar, Magna Cum Laude.

### Personal

Full name: Ari Joshua Broussard... Born: January 16 at New Orleans, Louisiana... Parents: Adrien and Amanda Broussard... (one brother)... Rice major: Bioscience & Health Policy... Rice College: McMurtry

# 2022 Rice Owls

## Ari Broussard's Career Stats

RUSHING	ATT	YARDS	YDS/ATT	LONG	TD
2018	0	0	0.0	0	0
2019	0	0	0.0	0	0
2020	25	87	3.5	16	0
2021	104	535	5.1	40	3
<b>TOTALS</b>	<b>129</b>	<b>622</b>	<b>4.8</b>	<b>40</b>	<b>3</b>

### Single Game Highs

Rushing Attempts: 20 at Charlotte (N 6, 2021)  
 Rushing Yards: 186 at Charlotte (N 6, 2021)  
 Rushing TDs: 2 at Charlotte (N 6, 2021)



## KOBIE CAMPBELL

# 17

WR, 5-7, 167, SOPHOMORE  
 MISSOURI CITY, TEXAS  
 HIGHTOWER HS

### 2021

Made the switch to wide receiver in fall camp and caught seven passes for 64 yards while also becoming a force on punt coverage as a gunner... Caught three passes at Texas, the first of his career, and matched that effort with three at UTEP including a career-long reception of 16 yards... Credited with his second career special teams tackle at UAB.

### 2020

Saw action in all five games and made his debut in the opener vs. Middle Tennessee... Credited with a special teams tackle vs. UAB.

### Hightower High School

All-District 10-5A D1 as a senior safety for coach Joseph Sam, leading Hightower back to the playoffs thanks to a 5-2 record in the district... Four-year letterman and three-year starter... Member of the Houston Chronicle's Top 100... Academic All-State honorable mention.

### Personal

Full name: Kobie Campbell... Born: September 2 ... Parents: Kevin and Karen Campbell... (three brothers, one sister)... Rice Major: Business... Rice College: Wiess.

## Kobie Campbell's Career Stats

RUSHING	ATT	YARDS	YDS/ATT	LONG	TD
2020	0	0	0.0	0	0
2021	5	43	8.6	16	0
<b>TOTALS</b>	<b>5</b>	<b>43</b>	<b>8.6</b>	<b>16</b>	<b>0</b>

### Single Game Highs

Receptions: 3 at UTEP (N 20, 2021)  
 Receiving Yards: 28 at UTEP (N 20, 2021)



## DE'BRAYLON CARROLL

# 55

DT, 6-0, 283, SOPHOMORE  
 DUNCANVILLE, TEXAS  
 DUNCANVILLE HS

### Honors at Rice

C-USA Commissioner's Honor Roll (2020, 2021)  
 All-Conference USA 2020 Coaches (Honorable Mention)  
 Joe F. Lipscomb Award (top freshman) 2019  
 Pro Football Focus All-Freshman Team-2019 (third team)  
 Jess Neely Defensive Award (line) 2020

### 2021

Missed the season after suffering an injury during the summer... Hade been named to Athlon Sports' All-Conference USA preseason team (2nd team).

### 2020

Tied for second on the team with three tackles for loss in his first year as a starter... Second on the defensive line and sixth on the team with 21 tackles (4.25 per game)... Matched his career high with five tackles and set a career best with 1.5 sacks and TFL vs. Marshall... Added a pair of hurries vs. The Herd... Made his first career start in the opener vs. Middle Tennessee and was credited with three assists... Credited with five assists and shared at TFL at Southern Miss.

### 2019

A member of Mike Bloomgren's second recruiting class who signed in February of 2019 and went on to be named the Owls top freshman in his rookie year... Saw action in all 12 games as Myles Adams' backup at defensive tackle and was credited with 14 tackles, including 2.5 for loss... Credited with his first career sack for a loss of 14 yards vs. LA Tech... Credited with a season-best four tackles in his collegiate debut vs. Army... Named to PFF's All-Freshman of the Year third team.

### Duncanville High School

Unanimous choice as the Defensive MVP in District 8-6A, APSE All-State (second team) as well as a member of USA Today's All-Texas Team (second team) after helping lead the Panthers to the 6A D1 state title game as a senior for coach Reginald Samples... Credited with seven sacks and over 20 TFLs as a senior after moving over from the offensive line where he earned all-district honors as a junior... Placed third in the district in the shot and also competes in powerlifting... Academic All-State second team and a member of FCA.

### Personal

Full name: De'Braylon Carroll... Born: May 1 at Dallas, Texas ... Parents: Orlando Payne and Dana Carroll... One brother, one sister... Rice major: Sport Management... Rice College: Wiess

## De'Braylon Carroll's Career Stats

DEFENSE	UT	AT	TOT	SACK	TFL	INT	FF	FR	PD	QBH
2019	7	7	14	1.0/14	2.5/17	0	0	0	0	1
2020	3	18	21	1.5/13	3.0/15	0	0	0	0	2
<b>TOTAL</b>	<b>10</b>	<b>25</b>	<b>35</b>	<b>2.5/27</b>	<b>5.4/32</b>	<b>0</b>	<b>0</b>	<b>0</b>	<b>0</b>	<b>3</b>

### Single Game Highs

Tackles: 5, 2x, last at Marshall (D 5, 2020)  
 Tackles for Loss: 1.5 at Marshall (D 5, 2020)  
 Sacks: 1.5 at Marshall (D 5, 2020)



## DAVION CARTER

# 96

DL, 5-11, 290, FRESHMAN  
 MESQUITE, TEXAS  
 NORTH MESQUITE HS

### North Mesquite High School

All-District 10-6A performer as a junior and senior for coach Tim Seder at North Mesquite... A member of Dave Campbell's Texas Football Top 300... Three-year starter who earned second-team All-District 11-6A honors as a sophomore... Posted a 46-3 shot put and a 127-11 discus as a junior... Recorded a shot put PR of 46-9 as a sophomore.

### Personal

Full Name: Davion Khileah Carter... Born: September 6 at Mesquite, Texas... Parents: David Carter and Cartrina Carter... one sister... Rice major: Undeclared... Rice College: Baker



# 2022 Rice Owls



## MIGUEL CEDENO

# 75

OL, 6-7, 346, FRESHMAN  
DAVIE, FLA.  
AMERICAN HERITAGE

### American Heritage High School

A three-year starter for coach Patrick Surtain at American Heritage... Helped lead the Patriots to a state title as a junior in 2020... Also competes in weightlifting and wrestled for two years... the second cousin of former Owls offensive tackle Ian Gray (6-8, 345) who played from 2011-14.

### Personal

Full Name: Miguel Cedeno... Born: October 17 at Sunrise, Florida... Parents: Miguel and Jeanne-Elyse Cedeno... two sisters.... Rice major: Undeclared... Rice College: Brown



## TRESHAWN CHAMBERLAIN

# 17

LB, 5-10, 219, JUNIOR  
GREENWOOD, S.C.  
EMERALD HS

### At Rice

C-USA Commissioner's Honor Roll (2019, 2020, 2021)  
Rice Honor Athlete 2021  
C-USA All-Freshman, 2018  
All Conference USA 2019 (Coaches, honorable mention)  
Jess Neely Defensive Award (back) 2020

### 2021 Preseason Honors

Athlon Sports All-Conference USA preseason team (4th team)  
Dave Campbell's Texas Football All-Texas preseason team (2ndteam)

### 2021

Credited with 15 tackles in three games before an injury sidelined him for the remainder of the year... Tied for the team lead with a career-best 11 tackles at Arkansas... 11-tackle effort was his second career double-figure tackle game, both of which have come on the road vs. SEC schools (10 at LSU in 2018).

### 2020

Fourth on the team with 27 tackles despite missing one game... Credited with eight tackles, including a shared sack and picked off his third career pass at Marshall... Credited with nine tackles in the opener vs. Middle Tennessee, the most in a game since his freshman season when he was credited with 10 at LSU in 2018.

### 2019

All Conference USA honorable mention selection by league coaches... Third on the team with a career-high 64 tackles and tied for the team lead with two interceptions and seven passes defended... All seven pass defenses came in conference play (tied for ninth in C-USA in the regular season)... Picked off a Mason Fine pass in the first quarter to set up Rice's first touchdown vs. North Texas and broke up a 4th down pass in the end zone with 4:15 left and Rice leading 20-14... One of four defenders to start in all 12 games this season and has started 20 consecutive games dating back to the UTSA game in 2018... Picked off his first career pass at UAB.

### 2018

C-USA All-Freshman selection by conference coaches... Took over as a starter in the second half of the year and tied for fourth on the team with 50 tackles--30 of them in the last four games... Credited with a career-best 10 tackles, including one for loss, at LSU... Made his first career start vs. UTSA... Credited with five tackles in back-to-back starts vs. UAB and FIU... Credited with his first career sack at Hawai'i and with three tackles at Wake Forest ... Picked up two tackles in his first start.

### Emerald High School

All-State and two-time All-Region II-AAA in South Carolina for coach Tim McMahon... Region II-AAA Defensive Player of the Year as a senior while leading Emerald to the regional championship and a berth in the AAA state semifinals... Credited with 120 tackles, 33 for loss (11 sacks) forced three fumbles, recovered four, returned an interception for a touchdown and also recorded a safety... Rushed for 950 yards and scored 13 times on offense... Two-time team offensive MVP for Emerald as a sophomore and junior... Rushed for 2,180 yards and scored 28 touchdowns in his career... Competes in track and was a state qualifier in the 100 and as part of Emerald's 4x100 relay.

### Personal

Full name: Treshawn Chamberlain... Born: July 17 at Atlanta, Georgia... Parents: Kevin Chamberlain and Irish Neal... (three brothers)... One brother, K.J. Chamberlain, played at Appalachian State and a second, Qudarius Neal, played at Limestone College... Rice major: Psychology... Rice College: Hanszen

### Treshawn Chamberlain's Career Stats

DEFENSE	UT	AT	TOT	SACK	TFL	INT	FF	FR	PD	QBH
2018	30	20	50	1.0/4	3.5/9	0	1	1	0	3
2019	31	33	64	0.5/1	2.0/4	2	0	0	7	2
2020	12	15	27	0.5/2	1.0/3	1	0	0	1	0
2021	5	7	12	0.0/0	0.0/0	0	0	0	0	0
<b>TOTAL</b>	<b>78</b>	<b>75</b>	<b>153</b>	<b>2.0/7</b>	<b>6.5/16</b>	<b>3</b>	<b>1</b>	<b>1</b>	<b>8</b>	<b>5</b>

### Single Game Highs

Tackles: 11 at Arkansas (5 4, 2021)  
Sacks: 1.0 at Hawai'i (5 8, 2018)  
TFL: 1.0, 4x, last vs. Southern Miss (O 26, 2019)  
Interceptions: 1, 3x, last at Marshall (D 5, 2020)



## CEMARION CHAMBLISS

# 89

WR, 5-9, 138, FRESHMAN  
ARLINGTON, TEXAS  
MANSFIELD TIMBERVIEW HS

### Mansfield Timberview High School

All-District 5-5A D2 selection as a senior wide receiver for coach James Brown at Mansfield Timberview while helping the Wolves advance to the regional semifinals for the second straight year... Finished with 51 receptions for 1,191 yards and 20 touchdowns, becoming the first Timberview player to top 1,000 receiving yards... National Society of High School Scholars.

### Personal

Full name: Cemarion Tma'rr Markeyl Chambliss... Born: December 31 at Waco, Texas... Parents: Grover Chambliss and Rachel Chappell... Eight brothers ... Rice major: Undeclared... Rice College: Lovett



## DEAN CONNORS

# 0

RB, 6-2, 210, SOPHOMORE  
KAMUELA, HI.  
MURRIETA VALLEY HS/RIVERSIDE CC

### Riverside Community College

Led Riverside Community College with seven rushing touchdowns while rushing for 516 yards on 107 carries (4.8) in 2021 as the Tigers reached the California Community College Athletic Association (CCCAA) title game for the second consecutive year.

### Murrieta Valley High School

Southwestern League MVP as a senior in 2020 at Murrieta Valley HS for coach George Wilson during a shortened five-game season... All-State performer in track.

# 2022 Rice Owls

## Personal

Full name: Dean Russell Connors... Born: August 29 at Bend, Oregon... Parents: Brian Connors and Toni Johnson... One sister ... Father played football at Pacific and sister (Hillary) runs track at Linfield University... Rice major: Undeclared... Rice College: Will Rice



**CHRIS CONTI**

**11**

**LB, 6-2, 236, SOPHOMORE  
WYCKOFF, N.J.  
DEPAUL CATHOLIC HS/RUTGERS**

## Rutgers

Played 12 games over three seasons... Saw action in four games as a true freshman in 2019 while retaining his redshirt... Made his debut on special teams against Maryland (10/5)... Recorded his first two tackles while covering kickoffs vs. Liberty (10/26)... Played in five games as a sophomore in 2020 and recorded three special teams tackles... Played in three games in 2021.

## DePaul Catholic

All-State selection in football and lacrosse as a senior at DePaul Catholic... Totaled 111 tackles (15 TFL) for coach Nick Campanile as the Spartans advanced to the semifinals of the 2018 NJSIAA Non-Public Group 3 Playoffs ... Second Team All-Non-Public selection on defense ... Rated No. 23 prospect in New Jersey by Rivals and 43rd by 247Sports ... As a junior, posted 56 total tackles and two sacks while helping lead the team to the NJSIAA Non-Public Group 3 title in 2017... Earned a total of 12 letters, adding all-county honors in hockey in addition to his accolades in football and lacrosse.

## Personal

Full name: Chris Conti... Born: June 13 at Ridgewood, New Jersey... Parents: Denis Conti and Jackie McGirr... One sister ... Rice major: Sport Management... Rice College: Wiess



**SAM CRAWFORD**

**9**

**WR, 6-1, 214, GRADUATE  
ROCKWALL, TEXAS  
ROCKWALL HS/TULSA**

## Tulsa

Played in 41 games (27 starts) for the Golden Hurricanes and caught 114 passes for 1,623 yards and 10 touchdown receptions... Has four career 100+ yard receiving games, two of them in 2021.

## 2021

Caught 27 passes for 472 yards and four touchdowns in nine games. ... Had back-to-back 100+ receiving games vs. Arkansas State and Houston ... Caught five passes for 101 yards vs. Houston including a long of 41 yards after piling up 105 yards on just two catches the week before against Arkansas State ... Scored on both his receptions, including an 88-yard effort, which was the fifth-longest in Tulsa history ... had five receptions for 44 yards at Ohio State.

## 2020

Played and started in all nine games, finishing with 28 receptions for 374 receiving yards and one TD... Had three catches for 79 yards, including a long of 54 yards, at No. 6 Cincinnati ... Had a team-leading 82 yards on four receptions at USF ... Totaled four receptions for 74 yards and a 34-yard touchdown at #11 UCF.

## 2019

Played in all 12 games (nine starts) ... Caught a career-best 59 passes for 777 yards and five touchdowns ... Had two 100-yard receiving games ... Came off the bench at San Jose State and had nine catches for a career-best 137 yards ... Totaled a season-high 10 receptions for 102 yards and one TD vs. Houston.

## 2018

Played in 11 of 12 games as a redshirt freshman ... Saw most of his playing time on special teams.

## 2017

Redshirted in his first season.

## Rockwall High School

District 11-6A Offensive Player of the Year as a senior for coach Rodney Webb ... Caught 72 passes for 1,369 yards and 15 touchdowns as a senior ... also rushed for 261 yards scored and four TDs on the ground... Totaled 3,491 all-purpose yards and 38 total touchdowns in his career... Two-time All-District honoree and an Academic All-State selection ... Four-star recruit by Scout.com and ranked as their #46 receiver nationally.

## Personal

Full name: Sam Crawford .. Born: December 10 ... Parents: Sam and DeLaunte Crawford... Cousin, Jimmy Morris, played football at Iowa State... Earned his BA from Tulsa in Business Management... A member of the Black Men's Initiative and Fellowship of Christian Athletes.

### Sam Crawford's Career Stats

RECEIVING	REC	YARDS	YDS/ATT	LONG	TD
2018	0	0	0.0	0	0
2019	59	777	13.2	66	5
2020	28	374	13.4	54	1
2021	27	472	17.5	88	4
<b>TOTALS</b>	<b>114</b>	<b>1,623</b>	<b>14.2</b>	<b>88</b>	<b>10</b>

## Single Game Highs

Receptions: 10 vs. Houston (N 23, 2019)  
Receiving Yards: 137 at San Jose State (S 7, 2019)  
Receiving TDs: 2 vs. Arkansas State (S 25, 2021)  
Longest Reception: 88 vs. Arkansas State (S 25, 2021)



**TRE'SHON DEVONES**

**2**

**CB, 6-0, 187, SOPHOMORE  
DUNCANVILLE, TEXAS  
DUNCANVILLE**

## Honors

Conference USA Commissioner's Honor Roll (2021, 2022)

## 2021

Did not see action while recuperating from an injury.

## 2020

Made two starts and saw action in three games. Made his sixth career start at Southern Miss and recovered his first career fumble which he returned 17 yards to set up the Owls third score of the day... Matched his career high with five tackles in the opener vs. Middle Tennessee... Missed the final two games because of an injury.

## 2019

True freshman walk-on who earned a scholarship during training camp, made his debut in the opener vs. Army and started the final four games of the year... Finished the year with 15 tackles, including a career-high five at Middle Tennessee... Made his starting debut vs. Marshall... Credited with three tackles on kickoff coverage, including one on his first collegiate play at Army... Broke up a pair of passes.

# 2022 Rice Owls

## Duncanville High School

Three-time, all-district selection for coach Reginald Samples... All District 8-6A as a senior after helping lead the Panthers to the 6A D1 state title game as a senior and All District 7-6A as a sophomore and junior... Picked off a pair of passes as a senior and finished his career with 13... Joined his Duncanville teammate De'Braylon Carroll in signing with the Owls... Named to Dave Campbell's Texas Football's Top 300 and as part of the magazine's postseason "Class of 2019".

### Personal

Full name: Tre'shon Devones... Born: December 25 at Mesquite... Parents: Stacie Williams and Terrance Devones... One sister... Rice Major: Sport Management... Rice College: Wiess

#### Tre'shon Devones Career Stats

DEFENSE	UT	AT	TOT	SACK	TFL	INT	FF	FR	PD
2019	9	6	15	0	0	0	1	0	2
2020	6	3	9	0	0	0	0	1	1
<b>TOTAL</b>	<b>15</b>	<b>9</b>	<b>24</b>	<b>0</b>	<b>0</b>	<b>0</b>	<b>1</b>	<b>1</b>	<b>3</b>

#### Single Game Highs

Tackles: 5, 2x, last vs. Middle Tennessee (O 24, 2020)  
 Forced Fumbles: 1 at Middle Tennessee (N 16, 2019)  
 Fumble Recoveries: 1 at Southern Miss (O 31, 2020)



**JORDAN DUNBAR**  
 CB, 5-11, 196, SOPHOMORE  
 TARRYTOWN, N.Y.  
 IONA PREP

3

### Honors

Conference USA Commissioner's Honor Roll (2021, 2022)... 2021 Conference USA All-Freshman Team.

### 2021

All-Freshman C-USA by conference coaches... Led C-USA freshmen with nine PBU, which was tied for fourth overall... Tied for the team lead and tied 10th in the conference with 9 passes defended, Credited with a career-best seven tackles, and added his first career PBU vs. Houston... Made his first career start in the opener at Arkansas and was credited with his first tackle.

### 2020

Made his debut on the opener vs. Middle Tennessee.

### Iona Prep

Two-year standout for coach Joe Spagnolo who helped lead the Gaels to an 8-1 record and the semifinals of the New York Catholic High School League AAA state playoffs... Undefeated in league play... Earned all-league honors after compiling 44 tackles (four for loss) and breaking up 12 passes as a senior... Credited with 71 tackles (nine for loss), four interceptions, two forced fumbles and 25 breakups in his career... USA Today All-State as a junior (2019 team to be announced later in December)... Comes from the same program as former Owls' offensive lineman Derrick Ferraro... A member of the African American Society, Political Science Club and Chemistry Club.

### Personal

Full name: Jordan Hunter Dunbar... Born: November 30 at White Plains, N.Y... Son of Jerome Dunbar and Juliet Armstrong... Father JeRome played basketball at Albany State and mother Juliet ran track at Harvard... Cousin of Jo-Lonn Dunbar, who played at Boston College and for eight seasons in the NFL with the Saints and Rams... Rice major: Business... Rice College: Wiess.

## Jordan Dunbar's Career Stats

DEFENSE	UT	AT	TOT	SACK	TFL	INT	FF	FR	PD
2020	0	0	0	0.0/0	0.0/0	0	0	0	0
2021	23	7	30	0.0/0	0.0/0	0	0	0	9
<b>TOTAL</b>	<b>23</b>	<b>7</b>	<b>30</b>	<b>0.0/0</b>	<b>0.0/0</b>	<b>0</b>	<b>0</b>	<b>0</b>	<b>9</b>

#### Single Game Highs

Tackles: 7 vs. Houston (S 11, 2021)



**CHRISTIAN EDGAR**  
 QB, 6-2, 179, FRESHMAN  
 AUSTIN, TEXAS  
 WESTLAKE HS

13

### Westlake High School

A member of back-to-back-to-back Texas 6A state championship squads (DI in 2020, DII in 2019 & 2021) under coach Todd Dodge... Backed up Clemson signee Cade Kubelik at quarterback for the Chaparrals while throwing for 12 touchdowns and rushing for nine others... Threw for 802 yards and completed 81% of his passes and added 582 on the ground... Ran track as well and was a state finalist in the 300-meter hurdles as a senior, finishing seventh... Won the Region IV title in a personal-best 37.53... Honorable mention Academic All-State... Young Life.

### Personal

Full name: Christian Edgar... Born: June 29 at Netanya, Israel... Parents: Paul and Dana Edgar... one sister (Grace, who completes in rowing at Texas as was a member of the 2022 Big XII Champion Varsity 8+)... Rice major: Undeclared... Rice College: McMurtry



**IKENNA ENECHUKWU**  
 DE, 6-4, 269, JUNIOR  
 KANSAS CITY, MO.  
 RUSKIN HS

91

### Honors

C-USA Commissioner's Honor Roll (2019, 2020, 2021, 2022)... CoSIDA Academic All-District (2021)... Rice Honor Athlete (2021)... C-USA Coaches Honorable Mention (2021)... Phil Steele Fourth Team All-CCUSA.

### 2021

Credited with career highs in tackles (48), TFL (8), and sacks (4.5) while starting all 12 games (nine at tackle and three at the end)... Team leader with 20 quarterback hurries according to PFF and second with 32 total pressures and eight quarterback hits... Established a new career-best with 2.5 TFL vs. Southern Miss... Forced his first career fumble vs. Texas Southern on a sack of Andrew Brody.

### 2020

Started a pair of games and played in all five... Credited with 10 tackles and a pair of hurries... Credited with seven of his 10 tackles in his starts vs. Middle Tennessee and Southern Miss.

### 2019

Redshirt freshman who played in 11 games (three starts) and was third on the team with 4.5 tackles for loss... Shared a TFL on his first snap of the year (and second of his career) vs. Army... Made his starting debut vs. Baylor and also started in the Owls' wins over Middle Tennessee and North Texas... Credited with a career-best seven tackles vs. Marshall... Shared a sack vs. Marshall and was credited with a solo sack vs. North Texas for a loss of 11 yards.

# 2022 Rice Owls

## 2018

A member of Mike Bloomgren's first recruiting class... Named Player of the Week for the defensive scout team for his work prior to the Southern Miss game... Made his debut at LSU.

## Ruskin High School

Named to the Class 5 All-State second team by both the Missouri Football Coaches Association and the media as a senior for Coach William Perkins... Led Ruskin to its first win in the state playoffs since 1991 with a 20-14 win over Raytown, despite suiting up just 19 players for the game... Earned third team honors as a junior and was a three year starter for the Golden Eagles... Wrestled as well in high school and was a state qualifier and all-district selection at 220 pounds... Named to the Principal's Honor Roll and also participates in marching band.

## Personal

Full name: Ikenna Enechukwu ... Born: January 24 at Kansas City, Missouri... Parents: Kevin Gladys Enechukwu ... (two brothers, one sister)... Rice major: Kinesiology... Rice College: Sid Richardson

### Ikenna Enechukwu's Career Stats

DEFENSE	UT	AT	TOT	SACK	TFL	INT	FF	FR	PD	QBH
2018	0	0	0	0.0/0	0.0/0	0	0	0	0	0
2019	7	20	27	1.5/13	4.5/19	0	0	0	0	0
2020	4	6	10	0.0/0	0.0/0	0	0	0	0	2
2021	15	33	48	4.0/29	7.0/38	0	1	0	0	4
<b>TOTAL</b>	<b>26</b>	<b>59</b>	<b>85</b>	<b>5.5/42</b>	<b>11.5/57</b>	<b>0</b>	<b>1</b>	<b>0</b>	<b>0</b>	<b>6</b>

## Single Game Highs

Tackles: 9 vs. Louisiana Tech (N 27, 2021)

Tackles for Loss: 1.5, 2x, last vs. Louisiana Tech (N 27, 2021)

Sacks: 1.0, 4x, last vs. Louisiana Tech (N 27, 2021)



## ISAIAH ESDALE

# 6

**WR, 6-0, 201, GRADUATE  
NEWARK, DEL.  
EASTERN CHRISTIAN ACAD./WEST VIRGINIA**

## West Virginia

Played for three seasons at West Virginia, catching 56 passes for 648 yards (11.6 per catch) and two touchdowns.

## 2021

He also handled punt return duties for the Mountaineers in 2021 (13 for 57 yards) with a long of 27... Top game in 2021 came against Texas Tech when he topped 100 yards receiving for the first time in his career (113) and tied his career-high with six receptions, one for a career-long 55 yards... Also caught six passes (61 yards) vs. Iowa State...

## 2020

Played in eight games, including his first career start (Iowa State), and caught 12 passes for 115 yards with a long catch of 28 yards ... Caught five passes for 42 yards against the Cyclones... Tied for a team-high six catches at Texas, totaling 60 yards, including a season-long catch of 28 yards.

## 2019

Played in 10 games at Slot receiver and finished with 15 catches for 171 yards and a touchdown with a long of 36 yards... Caught two passes for a career-high 39 yards at TCU, including the game-winning, 35-yard pass with 2:10 to play ... Logged a career-high five catches for 34 yards at Kansas State ... Tallied two receptions for 21 yards against Texas Tech and threw a 24-yard touchdown pass... Lone catch at Oklahoma went for a career-best 36 yards.

## 2018

Made his FBS debut vs. Youngstown State while preserving his redshirt.

## Eastern Arizona College

Had 10 catches for 319 yards, averaging 31.9 yards per catch and three touchdowns on offense for coach John O'Meara while also seeing some action on defense, picking off a pair of passes and returning each for a touchdown... Had a 73-yard interception return for a touchdown against Las Cruces and an eight-yard interception returned for a score against Phoenix ... Helped lead the Monsters to an 8-4 record and a victory in the Salt City Bowl ... Had a pair of receptions for 66 yards and a touchdowns against Hutchinson in the Salt City Bowl.

## Personal

Full Name: Isaiah Esdale... Born: October 13 at Wilmington, Delaware... Mother: Danielle Esdale ... Three brothers, one sister ... Older brother Malacchi was a member of the United States men's national rugby team that competed in the Tokyo 2020 Olympics and he also played for two seasons with the Houston SaberCats of Major League Rugby... Received his bachelor's degree in multidisciplinary studies from West Virginia in December of 2020.

### Isaiah Esdale's Career Stats (West Virginia)

RECEIVING	REC	YARDS	YDS/ATT	LONG	TD
2018	0	0	0.0	0	0
2019	15	171	11.4	36	1
2020	12	115	9.6	28	0
2021	29	362	12.5	55	1
<b>TOTALS</b>	<b>56</b>	<b>648</b>	<b>11.6</b>	<b>55</b>	<b>2</b>

## Single Game Highs

Receptions: 6, 3x, last vs. Iowa State (O 30, 2021)

Receiving Yards: 113 vs. Texas Tech (O 2, 2021)

Receiving TDs: 1, 2x, last vs. Texas Tech (O 2, 2021)

Longest Reception: 55 vs. Texas Tech (O 2, 2021)



## TYSON FLOWERS

# 31

**S, 5-11, 194, FRESHMAN  
FORT WORTH, TEXAS  
SOUTHWEST CHRISTIAN HS**

## Southwest Christian High School

Two-way standout for coach Jeremy Flowers (his father) at Southwest Christian in Fort Worth, leading the Eagles to the semifinals of the TAPPS DII State Championship as both a junior and senior... Played quarterback and safety as a senior, earning All-State honors for his work on defense... Returned three of his six interceptions for touchdowns ... President's Honor Roll... Academic All-State in both football and basketball.

## Personal

Full name: Tyson Flowers ... Born: February 13 at Arlington, Texas ... Parents: Jeremy Flowers and Christy Smith... one brother, three sisters ... Father played 43 games and had seven interceptions in four seasons at Arkansas (1996-99), Mother ... Mother earned All-America honors in basketball at Arkansas and played in the WNBA and is currently the head coach at Incarnate Word ... Rice College: Sid Richardson



# 2022 Rice Owls



## IZEYA FLOYD

# 50

DL, 6-2, 305, SOPHOMORE  
FRISCO, TEXAS  
REEDY HS

### Honors

C-USA Commissioner's Honor Roll (2020, 2021)

### 2021

Returned to the D-line after the injury to De'Braylon Carroll before training camp... Credited with nine tackles in his first nine games (two starts) before closing strongly with 10 in his last two games, highlighted by eight in the finale vs. LA Tech... Added a career-best 1.5 TFL vs. LA Tech and shared a sack. ... Picked up his first career TFL vs. North Texas, shared a sack at Charlotte, and broke up a pass at UAB.

### 2020

Made the move to the offensive line at the start of spring drills... Made his starting debut in the Owls shutout win at No. 15 Marshall and closed out the year with another start vs. UAB.

### 2019

Played in three games on defense before moving to the offensive line in the spring of 2020... saw first career action against Wake Forest... also played against UAB and UTEP.

### Reedy High School

All-District 7-5A D2 for his play on the offensive line for coach Chad Cole as the Lions captured the district title and advance to the regional final... Three-year starter... Academic All-State, second team selection as a senior... Also competed in powerlifting and finished third in the state as a junior with totals of 420 (bench), 700 (squat) and 620 (deadlift).

### Personal

Full name: Izeya Floyd... Born: November 9 at Plano, Texas ... Parents: Brett and Tika Gray-Floyd... One sister... Rice major: Sport Management... Rice College: Duncan.

Izeya Floyd's Career Stats

DEFENSE	UT	AT	TOT	SACK	TFL	INT	FF	FR	PD	QBH
2019	0	0	0	0.0/0	0.0/0	0	0	0	0	0
2020	0	0	0	0.0/0	0.0/0	0	0	0	0	0
2021	3	8	11	1.0/9	3.0/14	0	0	0	1	1
<b>TOTAL</b>	<b>3</b>	<b>8</b>	<b>11</b>	<b>1.0/9</b>	<b>3.0/14</b>	<b>0</b>	<b>0</b>	<b>0</b>	<b>1</b>	<b>1</b>

### Single Game Highs

Tackles: 8 vs. Louisiana Tech (N 27, 2021)  
Tackles for Loss: 1.5 vs. Louisiana Tech (N 27, 2021)  
Sacks: 0.5, 2x, last vs. Louisiana Tech (N 27, 2021)



## CHRISTIAN FRANCISCO

# 26

RB, 5-9, 186, FRESHMAN  
ROGERS, ARK.  
ROGERS HS

### Honors

C-USA Academic Medal (2022)... C-USA Commissioner's Honor Roll (2022).

### 2021

Walk-on who was injured during fall camp and did not see action.

### Rogers High School

7A All-State selection as a senior in his first season at quarterback for coach Chad Harbison, leading the Mountaineers to a 6-2 record... Threw for 2,380 yards and 29 touchdowns and added 688 yards and seven touchdowns on the ground... First quarterback in state history to pass for 300 and run for 200 yards at the 7A level (threw for 303 yards and five touchdowns and rushed for 203 in a 44-34 win over Springdale)... Caught 37 passes for 450 yards and five TDs as a wide receiver in his junior year and played safety as a sophomore... Three-year letterman in baseball and led Rogers to the 2021 state title before departing for Rice... Scored a 35 on his ACT and was a National Merit Finalist, AP Scholar with Distinction, College Board National African-American Scholar... Distributive Education Clubs of America, Fellowship of Christian Athletes, Regions Bank Student Bank Board, Mu Alpha Theta.

### Personal

Full name: Christian Francisco... Born: August 15 at Naperville, Illinois... Parents: Carlos and Megan Francisco... One brother, one sister ... Rice major: Mechanical Engineering... Rice College: Brown



## SEAN FRESCH

# 29

CB, 5-8, 175, SOPHOMORE  
AUSTIN, TEXAS  
LYNDON B. JOHNSON HS

### Honors

Conference USA All-Freshman Team (2021)

### 2021

All-Freshman C-USA by conference coaches... Tied for second on the team with six PBU and for fourth with seven passes defended... Lead the team with 317 yards on 14 kick returns (22.6 average)... Total yards and average per return were the best since 2018 when Austin Walter ended the year with 491 yards and a 27.3 average... Lead the team with 10 punt returns for 99 yards, 48 of them on a return with 1:19 left in the game to set up the winning touchdown against LA Tech on Senior Day... Return was the longest by an Owl since 10/31/98 (three years and 10 days before Fresch was born) when LaDouphyous McCalla returned one 52 yards vs. Colorado State... His 9.9 yard average per punt return was the best by an Owl since Mario Hull averaged 10.2 on 16 returns in 2011... Picked off his first career pass in the opener at Arkansas, credited with a pair of tackles (one for a shared TFL), and broke up a pass vs. Houston.

### 2020

Earned a start in the opener vs. Middle Tennessee and was credited with a pair of tackles before an injury sidelined him for the remainder of the season.



# 2022 Rice Owls

## Lyndon B. Johnson High School

Unanimous All-District 12-5A selection as a kick returner as well as a first-team selection at running back as a senior for coach Jahmal Fenner Sr... Compiled 1,377 all-purpose yards (496 rushing, 343 receiving, 418 punt returns, 80 kick-off returns) and scored 12 touchdowns on offense and credited with 27 tackles (three for loss), picked off a pair of passes and forced two fumbles in addition to having a long punt of 64 yards as a senior... Defensive MVP of District 12-5A and an All-Centex selection by the Austin American Statesman as a junior... Also played baseball and competed in track... State qualifier in the long jump in Texas Class 5A (22-2) and finished eighth with a jump of 21-8.25... National Honor Society... Boys and Girls Club.

### Personal

Full name: Sean Quincy Fresch Jr... Born: November 10 ... Parents: Sean and Paulette Fresch... (one brother)... Rice Major: Sport Management... Rice College: Brown.

#### Sean Fresch's Career Stats

DEFENSE	UT	AT	TOT	SACK	TFL	INT	FF	FR	PD	QBH
2020	1	1	2	0.0/0	0.0/0	0	0	0	0	0
2021	14	13	27	0.0/0	1.0/2	1	0	0	7	0
<b>TOTAL</b>	<b>15</b>	<b>14</b>	<b>29</b>	<b>0.0/0</b>	<b>1.0/2</b>	<b>0</b>	<b>0</b>	<b>0</b>	<b>7</b>	<b>0</b>

### Single Game Highs

Tackles: 5 vs. WKU (N 13, 2021)

Tackles for Loss: 0.5, 2x, last vs. Louisiana Tech (N 27, 2021)

Interceptions: 1 at Arkansas (S 4, 2021)



## ISAIAH GONZALEZ

# 70

OL, 6-2, 303, SOPHOMORE  
WATSONVILLE, CALIF.  
ST. FRANCIS HS/CITY COLLEGE OF SAN FRANCISCO

### City College of San Francisco

Played at CCSF for coach Jimmy Collins, as the Rams won the CCCAA State Championship, defeating Riverside CC (and fellow Rice newcomer Dean Connors), and were named Junior College National Champions after a 13-0 season.

### St. Francis High School

Two-year starter for coach John Ausman, closing his career by leading the Sharks to a 7-3 record in the Pacific Coast Athletic League... Also lettered in basketball and baseball.

### Personal

Full name: David Isaiah Gonzalez... Born: July 16 at Watsonville, California ... Parents: David and Jacqueline Gonzalez ... two brothers ... Rice major: Undeclared... Rice College: Will Rice



## ENOCK GOTA

# 28

K, 6-0, 185, FRESHMAN  
HOUSTON, TEXAS  
DEKANEY HS

### Dekaney High School

Two-time All-District 14-6A kicker for coach Antony Williams at Dekaney... Was perfect on 36 PATs as a senior and converted 79 of 82 in his career... Made two-of-five field goals as a senior with a long of 47 yards and was 11/19 in his career with a long of 51 yards... Also played soccer... National Honor Society and Naval JR ROTC ... A member of Dekaney's NJRTOC Academic team that placed third at the national competition.

### Personal

Full name: Enock Gota ... Born: May 18 at Lome, Togo ... Parents: Koudzo Hemedzo and Ama Edoh Adzale ... Two brothers ... Rice major: Undeclared... Rice College: Baker



## DEMONE GREEN

# 45

DL, 6-1, 248, FRESHMAN  
HOUSTON, TEXAS  
HEIGHTS HS

### Heights High School

Two-time All-District 18-6A selection as a sophomore and as a senior for coach Stephen Dixon Sr. at Heights High School... Ranked 73rd on Vype Magazine's Houston 100 and a member of Dave Campbell's Texas Football hot 300... Credited with 70 tackles (18 for loss, five for sacks)n forced three fumbles and recovered two... Credited with 116 tackles in his career (36.5 for loss, 10 for sacks, forced five fumbles and recovered six... Threw the shot in track... National Honor Society and National Society of High School Scholars.

### Personal

Full name: DeMone Denium Green ... Born: April 15 at Houston, Texas ... Parents: Craig Hendricks and Shantell Hudson ... One sister ... Rice major: Undeclared... Rice College: Baker



## WILEY GREEN

# 5

QB, 6-3, 200, JUNIOR  
COPPELL, TEXAS  
PRESTONWOOD CHRISTIAN

### At Rice

C-USA Commissioner's Academic Medal (2019, 2020, 2021, 2022)... C-USA Commissioner's Honor Roll (2019, 2020, 2021, 2022) ... C-USA Offensive Player of the Week (Oct. 25, 2021)... Rice Scholar Athlete 2021... James Glanville Award (2021).

### 2021

C-USA Offensive Player of the Week for his performance against UAB, but was injured early in his next start vs. North Texas and missed the remainder of the year... Threw for 205 yards and a career-high three touchdowns while completing 77% of his passes (17-22) to lead the Owls over the Blazers... 205 yards passing were his most in a game since he threw for 303 as a true freshman vs. UAB in 2018... Most experienced of the Owls' QBs with 12 career starts including a pair of openers (Army 2019, Arkansas 2021)... Threw for 152 yards and a touchdown against the Razorbacks in his return to the starting role.

### 2020

Made one appearance on the season, coming on in relief of an injured JoVoni Johnson in the fourth quarter of the UAB game.

### 2019

Made seven starts at quarterback, throwing for 787 yards and four touchdowns while completing 75 of 142 passes... Threw for a season-high 161 yards at UAB (15-34) and connected on his first two TD passes of the year... Topped 1,000 career passing yards (1,008) in eight games, the fastest by an Owl since Nick Fannuzi threw for 1,203 in seven games as a sophomore transfer in 2009... Last Rice freshman QB to top 1,000 yards passing was Randy Hertel, who threw for 1,620 in 1977.

# 2022 Rice Owls

## 2018

A member of Mike Bloomgren's first recruiting class who made his debut at FIU and went on to throw for 621 yards (45-88-4) and three touchdowns in four games (three starts)... Threw for 313 yards against UTEP... Passing yards were most by an Owl freshman since Mark Comalander threw for 357 yards vs. Houston in 1984, the most by any Rice QB since Tyler Stehling threw for 407 vs. Prairie View in 2016 and the most in C-USA play by an Owl since Driphus Jackson finished with 359 at UTSA in 2015.. Made his starting debut at North Texas, hitting on 21 of 37 passes for 204 yards and a touchdown while adding a second score on the ground... 21 completions were the most by an Owl this year and the most since Tyler Stehling completed 35 at Charlotte in 2016... Engineered an 11-play, 75-yard drive on his first possession as a starter to give the Owls a 7-0 lead, scoring the touchdown on a two-yard run... Tossed a three-yard touchdown pass to Aaron Cephus in the third quarter vs. UNT for the first of his career... Made his debut at FIU in the second quarter and completed his first pass attempt for an eight-yard completion to Austin Trammell... Took over in the fourth quarter after Evan Marshman was hurt... Named Player of the Week for the offensive scout team for his work prior to the Prairie View game.

## Prestonwood Christian

Made the most of his return to the field after an injury as a junior, quarterbacking Prestonwood to the 2017 TAPPS Division 1 state title... Named TAPPS Division 1 All-State second after throwing for 4,101 yards and 50 touchdowns while completing 67% of his passes (288/433)... Captured the state crown by rallying from 18 points down in the third quarter to defeat Houston's St. Pius X, 42-41 and reached the finals by avenging a regular season loss to Fort Worth All Saints ... Awarded the Lion's Heart Award... Also lettered twice in baseball... 2017 Homecoming King, National Honor Society, A Honor Roll and ranked in the top 10% of his class... Young Men's Service League - national mother-son volunteer organization... Participated in a 2018 mission trip with the Prestonwood baseball team to the Dominican Republic with school baseball team... Volunteer tornado relief in March 2016 with the Fellowship of Christian Athletes ... Young Life & FBLA (2014-16)... Played travel hockey up until high school and focussing on football.

## Personal

Full name: Wiley Green... Born: April 3 at Irving, Texas... Parents: Lamar and Tara Green ... (one sister)... Father played soccer at Midwestern State & North Texas and professionally with Dallas Inter of the Lone Star Soccer Alliance for three years... One grandfather (Thomas Wiley Norman, Jr) pitched for East Carolina as did one great uncle (Robert Wright Norman)... Other grandfather played lacrosse at UConn... Uncle (Derek Green) ran track for Texas A&M... Rice major: Sport Management/Economics... Rice College: Baker

### Wiley Green's Career Stats

PASSING	COMP	ATT	PCT	YDS	LONG	TD	INT
2018	45	88	51.1	621	60	3	4
2019	75	142	52.8	787	55	4	2
2020	2	10	20.0	27	16	0	1
2021	36	55	65.5	414	41	4	3
<b>TOTAL</b>	<b>158</b>	<b>295</b>	<b>53.6</b>	<b>1849</b>	<b>60</b>	<b>11</b>	<b>10</b>

RUSHING	ATT	YARDS	YDS/ATT	LONG	TD
2018	15	34	2.3	10	2
2019	27	-29	-1.1	8	0
2020	4	-9	-2.3	6	0
2021	15	+9	-0.6	6	0
<b>TOTAL</b>	<b>61</b>	<b>-13</b>	<b>-0.2</b>	<b>10</b>	<b>2</b>

## ON THE CHARTS

### CAREER COMPLETION PERCENTAGE

1	Nick Fanuzzi (2009-11)	60.3
2	Tom Stewart (2019)	60.1
3	Tyler Stehling (2013-16)	60.1
4	Chase Clement (2005-08)	60.0
5	Driphus Jackson (2012-15)	57.4
6	Donald Hollas (1987-90)	56.6
7	Taylor McHargue (2010-13)	56.3
8	Frank Ryan (1955-57)	56.2
9	Bert Emanuel (1992-93)	55.2
10	<b>Wiley Green (2018-)</b>	<b>53.6</b>

## Single Game Highs

Pass Completions: 21 at North Texas (O 27, 2018)  
 Pass Attempts: 37 at North Texas (O 27, 2018)  
 Passing Yards: 313 vs. UTEP (N 3, 2018)  
 Passing Touchdowns: 3 at UAB (O 23, 2021)  
 Rushing Attempts: 8, 2x, last vs. Southern Miss (O 26, 2019)  
 Rushing Yards: 33 vs. Old Dominion (N 24, 2018)  
 Rushing Touchdowns: 1, 2x, last vs. Old Dominion (N 24, 2018)



## BODEN GROEN

# 85

TE, 6-3, 240, SOPHOMORE  
 SANTA ANA, CALIF.

MATER DEI HS/SADDLEBACK CC

## Saddleback College

Caught 14 passes for 152 yards in nine games with Saddleback last season as the Bobcats finished 4-6... Top reception effort was three vs. Riverside and future Owls' teammate Dean Connors... His longest reception of the year was a 40-yard effort vs. Ventura... Did not see action in 2020 as Saddleback's season was canceled due to the pandemic.

## Mater Dei High School

Prepped at Mater Dei under coach Bruce Rollinson and was part of a national championship team as a junior in 2018 before moving into a starting role as a senior.

## Personal

Full name: Biden James Magnus Groen ... Born: December 20 at Greenwich, Connecticut ... Parents: Joel and Kerri Groen ... Two brothers ... Older brother Gunnar pitched at Pepperdine through 2021 where he was a teammate with current Rice pitcher Cooper Chandler ... Rice major: Undeclared... Rice College: Duncan



## RYAN GUILLO

# 22

WR, 5-10, 186, FRESHMAN  
 PEARLAND, TEXAS  
 DAWSON HS

## Dawson High School

Two-year starter for coach Mike Allison at Dawson, earning All-District 23-6A honors as a senior after catching 45 passes for a district-leading 850 yards and scoring eight touchdowns... Topped 100 yards three times during the season with two games of over 150 ... Caught six for 155 yards and two touchdowns in a 24-21 win over Strake Jesuit ... Caught 10 for 173 yards and two scores in a Bi-District playoff win over Clear Falls ... Also lettered in baseball (one year) and track (two years) at Dawson ... First-team Academic All-State in football and second team in baseball... Two-time Academic All-District ... Touchdown Club of Houston Scholar Athlete Finalist ... AP Scholar ... National Hispanic Scholar... National Honor Society.

## Personal

Full name: Ryan Richard Guillo... Born: September 16 at Houston ... Parents: Rick and Lynn Guillo... one brother, one sister ... Mother earned All-America honors in 1991 while playing tennis at Texas A&M ... Rice major: Undeclared... Rice College: Lovett

# 2022 Rice Owls



## STEFAN GUSTAFSON

# 56

C, 5-11, 264, FRESHMAN  
HOUSTON, TEXAS  
ST. JOHN'S HS

### St. John's High School

All SPC, 1st Team Padilla Poll All-State as a senior for coach Kevin Veltri at St. John's, which finished the season 7-2... Did not allow a sack or pressure as a senior and allowed just one sack in three seasons... Touchdown Club of Houston Lineman of the Year nominee... Team captain... Second team Padilla Poll Academic All-State... Prefect of St. John's Upper School.

### Personal

Full name: Stefan Adroque Gustafson... Born: May 2 at Houston, Texas... Parents: Sten Gustafson and Sofia Adrouge ... Two sisters... Served as a batboy for the Rice baseball team from 2012-18 ... Uncle (Erik Gustafson) competed in rowing and track at Yale... Rice major: Undeclared... Rice College: Brown



## GERON HARGON

# 44

FB, 6-2, 228, FRESHMAN  
SHREVEPORT, LA.  
CAPTAIN SHREVE HS

### Honors

Conference USA Commissioner's Honor Roll (2021, 2022)

### 2021

Saw action vs. Southern Miss.

### 2020

Saw action in a pair of games as a true freshman on special teams... Made his debut against North Texas and also saw action against UAB.

### Captain Shreve High School

Standout linebacker for coach Bryant Sepulvado at Captain Shreve High School who saw his senior season cut short in his second game... Returned a fumble for a 60-yard touchdown on his final play... Preseason All-Louisiana and on The Shreveport Times Top Ten All-Area team heading into his senior year... Four-year letterman and three-year starter for the Gators and was credited with 130 tackles (20 for loss, 10.5 sacks), recovered four fumbles, forced three and intercepted a pair of passes in his career... All-District 1-5A as a junior... Student Council, FCA, National Honor Society, Class Vice-President, FBLA, First United Methodist Church Youth Group... Distinguished Scholar, HOBY award winner, Scholastic Writing Award Silver Key Recipient, FCA President... FBLA Conference 1st place (Sports Management) 2018.

### Personal

Full name: Charles Geron Hargon III... Born: August 31 at Shreveport, La. ... Parents: Chad and Stacey Hargon... (two brothers)... Rice Major: Sport Management... Rice College: Baker.



## JALEN HARGROVE

# 52

DL, 6-4, 323, FRESHMAN  
PATTERSON, N.J.  
CHOATE ROSEMARY HALL HS

### Honors

C-USA Commissioner's Honor Roll (2022)

### 2021

Did not see action in his first season with the Owls.

### Choate Rosemary Hall

Elected to attend prep school after high school graduation to focus on football, but sat out the 2020 season after Choate cancelled football due to the pandemic.

### Kennedy High School

Honorable mention All-Big North as a senior in 2019 at Kennedy High School for coach Ron Jackson in his first year as a starter... Was credited with 25 tackles (six for loss, including four sacks)... A four-year letterman in basketball at Kennedy, earning all-league and all-county honors and leading Kennedy to the Group 4 Sectional championship... A member of the National Honor Society, the Spanish National Honor Society and the Garden State Scholars.

### Personal

Full name: Jalen Samir Hargrove... Born: April 12 at Hackensack, New Jersey... Parents: Charlie Hargrove and Nichelle Nixon... Uncle (James Hargrove) played basketball at Duquesne and led the A-10 conference in scoring in 1992 (220.7 ppg) ... Rice major: Undeclared... Rice College: Hanszen



## JAGGAR HEBEISEN

# 88

TE, 6-6, 246, FRESHMAN  
COLLEYVILLE, TEXAS  
HERITAGE HS

### Honors

C-USA Commissioner's Honor Roll (2022)

### 2021

Did not see action in his first season with the Owls.

### Heritage High School

Two-time, all-district first team selection at tight end for coach Kirk Martin... Also started at defensive end... Had 36 career receptions for 520 yards and seven touchdown receptions in addition to 15 tackles for loss (five sacks) on defense... Reached the 5A D1 quarterfinals as a junior before falling to Denton Ryan and future fellow Owl signee DJ Arkansas... Two-time team captain... VYPE DFW Tight End of the Year... Dave Campbell's Texas Football's Top 300... 2020 Whataburger Super Team Nominee... Lettered on Heritage's 2019 5A state champion baseball team... 2nd team THSCA Academic All-State... President's Award for Academic Excellence... FCA, Red Jacket Leadership Group... Reader and greeter at GCISD elementary and middle schools.

### Personal

Full name: Jaggar Bryan Hebeisen... Born: June 28 at Louisville, Kentucky... Parents: Steve and Bobbie Jo Hebeisen ... Father swam and played basketball at Southern Indiana ... Rice major: Undeclared... Rice College: Jones





**VAN HEITMANN**

98

DL, 6-6, 237, SOPHOMORE  
HOUSTON, TEXAS  
STRATFORD HS

**Honors**

Conference USA Commissioner's Honor Roll (2021, 2022)

**2021**

Saw action in six games on the Owls' field goal block unit on special teams.

**2020**

Earned a letter as a member of the squad during the pandemic impacted season but did not see action in any games.

**Stratford High School**

Two-year starter who earned All-District honors for head coach Todd Rankin.

**Personal**

Full name: Van Michael Heitmann... Born: February 12 at Cypress, Texas... Parents: James and Lauren Heitmann... (two brothers, one sister)... Uncle (Eric Heitmann) played football at Stanford and played eight seasons for the San Francisco 49ers... Rice Major: Business... Rice College: Wiess.



**DAVEON HOOK**

25

S, 5-11, 174, FRESHMAN  
CIBOLO, TEXAS  
CIBOLO STEELE HS

**Cibolo Steele High School**

Three-year starter for David Saenz at Steele, earning First Team All-State honors (Padilla Poll) and honorable mention (TSWA) as a senior ... Dave Campbell's Texas Football Hot 300... Two-time, All-District 27-6A and two-time all-area pick ... Credited with 96 tackles (38 solo), nine PBU, and one interception as a senior ... Totaled 188 tackles (69 solo) in his career along with five interceptions ... Competed in the long and triple jump as well as running a leg on the 4x200 relay ... Honorable mention Academic All-State in both football and track.

**Personal**

Full name: Daveon Jasahn Hook ... Born: February 5 at New York City... Parents: Thad and Deja Hook... One brother, two sisters... Rice major: Undeclared... Rice College: Hanszen



**TIM HORN**

15

K, 6-2, 224, SOPHOMORE  
HONOLULU, HI.  
PUNAHOU HS/WASHINGTON

**Honors**

Pac-12 Academic Honor Roll (2021)

**Washington**

**2021**

Redshirted after playing in four games, handling all the kickoff duties in those games in addition to converting his first three career PATs (vs. Arkansas State)... Averaged 63.1 on 19 kickoffs this season with eight touchbacks.

**2020**

Played in all four games and handled all of the UW's kickoffs during the 2020 season ... recorded a tackle in the season opener vs. Oregon State ... Averaged 57.9 yards on 25 kickoffs with six touchbacks.

**2019**

Handled all but two kickoffs for the Huskies in 2019 ... 44 of 78 kickoffs went for touchbacks and opponents averaged just 20.0 yards on 29 returns ... Five of eight kickoffs vs. EWU went for touchbacks and two returns gained only 29 yards ... Had just one of six kickoffs vs. California returned ... Seven of eight kickoffs at BYU went for touchbacks ... 8 of 10 kickoffs at Arizona resulted in touchbacks ... four of six kickoffs vs. Washington State went for touchbacks and the other two were returned for just 30 yards.

**Punaho High School**

Ranked by Chris Sailer Kicking as the No. 2 kicker in the high school class of 2019, third by 247Sports, and 13th by ESPN.... Handled kicking and punting for three years at Punaho for coach Charles Ane... Led Punaho to an 8-3 record and a berth in the championship game of the Interscholastic League of Honolulu (ILH)... First team ILH Open All-Stars first-team punter as senior and selected to play in the Polynesian Bowl ... Helped the team to a 5-3 record and the ILH semifinals as a junior ... Team went 7-3 and made it to the first round of the Hawaii State open division playoffs in 2016.

**Personal**

Full name: Timoth Anton Horn ... Birthday: January 12 at Honolulu, Hawai'i ... Parents: Bruno and Mary Horn... One brother...Rice Major: Sports Medicine & Exercise Physiology.



**JOHN HUGHES**

77

OL, 6-5, 305, GRADUATE  
CARROLLTON, TEXAS  
CREEKVIEW HS/WEST VIRGINIA

**Honors (West Virginia)**

Academic All-Big XII (2020)

**2021**

Saw action in 10 games for the Mountaineers.

**2020**

Played in 10 games and started six at right tackle ... Did not give up a sack in six games ... Saw action on 406 plays, including 365 on offense ... Used on a season-high 82 offensive plays against Kansas ... Part of a line that finished the season No. 4 in the Big 12 in fewest sacks allowed and No. 28 nationally in total offense.

**2019**

Played in 11 games and started one at right guard ... Saw action on 150 plays, including 113 on offense and a season-high 46 plays at Baylor ... Used on 26 plays against NC State, and was credited with a pair of knockdown blocks.

**Navarro College**

Played in 11 games for coach Jim Gush at Navarro College ... Member of Navarro squad that advanced to the Southwest Junior College Football Conference semifinals and an appearance in the Salt City Bowl ... Helped pave the way for Navarro to average 307.0 passing yards (No. 1 in the nation), 464.4 yards per game (No. 4), 33.6 points per game (No. 12) and 157.4 yards rushing (No. 33).

**Creekview High School**

Two-time All-District 14-5A first-team selection for coach Jay Cline at Creekview High... Helped lead Creekview to an 8-3 overall record, an 11-5A district title and spot in the state playoffs as a sophomore.

# 2022 Rice Owls

## Personal

Full name: John Hughes... Born: October 7 at Concord, North Carolina ... Parents: Bill and Sandy Hughes... One brother, two sisters... Father played football at Maryland where he was twice named Lineman of the Year and earned an invitation to the Detroit Lions training camp ... brother (Larry) played 33 games at Kansas and then 12 at SMU from 2015-18.



## CONOR HUNT

# 18

P, 5-11, 189, SOPHOMORE  
LIHUE, HI.  
HAWAI'I PREPARATORY ACAD./GEORGETOWN

## Georgetown

All-Patriot League selection in his first season of collegiate action in 2021 after the 2020 season had been canceled ... Averaged 41.7 yards on 51 punts, placing 19 inside the 20 ... 10 of his 51 punts were for at least 50 yards ... Boomed a pair of better than 60 yards, with a career-best of 66 vs. Colgate ... Took over kickoff duties in the second half of the season and averaged 53.6 yards on 22 kicks with one touchback.

## Hawaii Preparatory Academy

All-State selection as a senior for coach Kaluka Maiava at Hawaii Prep, located in Kamuela (same town where fellow Owl Dean Connors attended high school) ... Two-time All-BIIF (Big Island Interscholastic Federation) selection ... John L. Pricher Scholarship Award ... Holi Bergen Scholarship Award ... Student Council, Student Ambassador, Dorm Representative, Dorm Prefect, Spanish Club and Investment Club.

## Personal

Full name: Conor Nakoa Hunt... Born: September 30 at Lihue, Hawaii... Parents: Steve and Lauren Hunt ... One brother... Father played tennis at Washington ... Rice major: Undeclared... Rice College: Baker



## SHAWQI ITRAISH

# 15

QB, 6-3, 204, FRESHMAN  
BRADENTON, FLA.  
BRADEN RIVER HS

## Honors

C-USA Commissioner's Honor Roll (2022)

## 2021

Did not see action in his first season on campus.

## Braden River High School

Two-year starter for coach Curt Bradley at Braden River where he set career records with 4,036 yards passing and 35 touchdowns while completing 60% of his passes... Threw for 1,366 yards and 14 TDs in eight games as a senior for the Pirates... Braden River has sent quarterbacks Jacob Huesman (Appalachian State) and Bryan Gagg (East Carolina) to the FBS ranks prior to Itraish... A member of the National Honor Society.

## Personal

Full name: Shawqi Itraish... Born: November 11 at Sarasota, Florida.. Parents: Bashar and Hanan Itraish... Rice major: Undeclared... Rice College: Lovett



## QUINTON JACKSON

# 16

ATH, 5-7, 146, FRESHMAN  
FORT WORTH, TEXAS  
NORTH CROWLEY HS

## North Crowley High School

Two-time Offensive MVP on District 3-6A for coach Courtney Allen at North Crowley and rushed for 1,104 yards and 14 TD while passing for 1,641 yards and 18 TDs as a senior... Led the Panthers to their first playoff appearance in 15 years and the first playoff win in 17 years as a junior... Also played baseball and was named the 3-6A Defensive Player of the Year as a junior while also hitting .321 with 32 steals... Academic All-State honorable mention.

## Personal

Full name: Quinton Rashad Jackson ... Born: February 20 at Fort Worth, Texas... Parents: Rudolph and Lisa Jackson... One brother, one sister ... Sister (Delya) played softball at Arkansas Pine Bluff and brother (Trey) played baseball at Mid-America Christian University... Rice major: Undeclared... Rice College: Sid Richardson



## CALEB JAMES

# 95

DE, 6-0, 301, SOPHOMORE  
CYPRESS, TEXAS  
NORTH SHORE HS

## Honors

Conference USA Commissioner's Honor Roll (2021, 2022)

## 2021

Credited with five tackles while playing in six games... Credited with his first career stop vs. Houston and added two at Texas and vs. Texas Southern.

## 2020

Walk-on who earned his first playing time at North Texas and also saw action against Marshall and UAB.

## North Shore High School

Three-year starter for head coach John Kay where he helped the Mustangs to the UIL State Championship and the fourth-ranked team in the nation... Named Second Team Academic All-District... As a senior, recorded 26 tackles, 17 pressures, two sacks and three TFLs... Earned the Touchdown Club Scholar-Athlete Award as one of the Top 25 scholar-athletes in Houston... Named Semper Fidelis All-American... Earned the NUC All-World Football Game Offensive and Defensive Line MVP Awards... Named the Outstanding Field Eventer at the Cypress Fairbanks District Track Meet.

## Personal

Full name: Caleb James... Born: August 21 at Houston ... Parents: Brian and Jodie James... (one brother, one sister)... Cousin Kelsi Alexander ran track at Prairie View A&M... Cousin Cohren Alexander played football at Texas Southern... Named to Chick-Fil-A Leadership Academy... Rice Major: Sport Management... Rice College: Wiess.

# 2022 Rice Owls



## JONATHAN JEAN

# 22

CB, 5-10, 182, FRESHMAN  
LAKELAND, FLA.  
VICTORY CHRISTIAN ACADEMY

### Honors

C-USA Commissioner's Honor Roll (2022)

### 2021

Did not see action in his first season with the Owls.

### Victory Christian Academy

Three-year starter for coach Kendrick Stewart at Victory Christian, which rolled to the FSHAA 2A state title in his junior year... Credited with 187 tackles, 30 pass breakups 19 TFLs, five interceptions, two forced fumbles and one fumble recovery in his career... Picked off three passes as a senior, returning two for touchdowns... Competed in track and finished 10th in the state meet triple jump as sophomore... A member of the National Honor Society.

### Personal

Full name: Jonathan Lamar Jean... Born: April 8 at West Palm Beach, Florida... Parents: Idonel Jean and Ismona Julien... Rice major: Undeclared... Rice College: Lovett



## JERRY JOHNSON III

# 32

FB, 6-1, 240, SOPHOMORE  
PORT ST. LUCIE, FLA.  
TREASURE COAST HS

### Honors

C-USA Commissioner's Honor Roll (2020, 2021)

### 2021

Made a pair of starts at fullback while also seeing extensive action on special teams... Made starts vs. Texas and LA Tech... Ranked as the Owls' top special teams performer by PFF with a season grade of 84.2... Credited with his first career special teams tackle vs. WKU and added a second at UTEP.

### 2020

Earned a start in the opener against Middle Tennessee, completing his rise from walk-on center to backfield starter... Saw action in all five games and added a second start vs. UAB in the season finale.

### 2019

True freshman walk-on who saw action in three games after a position switch while also preserving his redshirt... Opened camp and began the season as a reserve center, but switched to fullback in October and made his debut vs. Marshall... Also saw action against North Texas and UTEP... A member of Mike Bloomgren's second recruiting class who walked on in 2019.

### Treasure Coast High School

Two-year starter and four-year letterman for coach Irvin Jones as the Titans reached the Florida 8A Playoffs... Played both guard and center... National Honor Society and Mu Alpha Theta member... Dean's List and graduated from high school with an Associate's Degree.

### Personal

Full name: Jerry Miles Johnson III... Born: January 24 at Tallahassee, Florida ... Parents: Jerry Miles Johnson II and Lakeisha Maria Edwards... Father earned All-ACC honors as a defensive lineman at Florida State in 1999 and was drafted in the fourth round of the 2000 NFL Draft by Denver... Played two seasons for the Broncos... Rice Major: Sport Management... Rice College: Brown



## JOVONI JOHNSON

# 3

QB, 6-3, 208, SOPHOMORE  
CONWAY, ARK.  
CONWAY HS

### At Rice

C-USA Commissioner's Academic Medal (2019, 2020, 2021, 2022)... C-USA Commissioner's Honor Roll (2020, 2021, 2022)

### 2021

Did not see action while working with the wide receivers during the fall ... Off the field, was one of four Sport Management majors who captured the Commission on Sport Management Accreditation (COSMA) Case Study Cup.

### 2020

Stepped into the starting role in the Owls' historic shutout of #15 Marshall, and completed 10 of 14 passes for 86 yards... Started the finale against UAB and threw for a career-best 139 yards and a touchdown but left the game late with an injury... Rushed five times for 37 yards in the opener vs. Middle Tennessee.

### 2019

True freshman quarterback who saw action in four games, including his first career start, while preserving his redshirt... Made his debut at UTSA with a career-best run of 26 yards on his first snap... Also saw action vs. Southern Miss before making the start against Marshall... Compiled 162 yards of total offense (65 rushing, 97 passing) against The Herd... Opened the game by completing his first four career pass attempts and later connected with Austin Trammell for his first career touchdown (two yards)... Scored his first two rushing touchdowns in the second half of the season finale at UTEP and finished the game with 10 carries for 62 yards... Ranked third on the team with 159 yards on the ground and tied for second with two rushing touchdowns.

### Conway High School

7A Central All-State selection for coach Keith Fimple after leading the Wampus Cats to the state semifinals... Threw for 1,548 yards and ran for another 929 as a senior while being responsible for 34 touchdowns... Selected to play in the Arkansas High School All-Star game... Air National Guard Scholar Athlete of the Year... Completed his career with 2,161 yards passing and 1,367 yards on the ground and totaled 52 touchdowns... National Honor Society and National Merit Scholar... Golden Lamp Outstanding Student... Arkansas 2nd District Teen Court... Caring Cats Special Education Inclusion Tutoring.

### Personal

Full name: JoVoni O'Keith Johnson... Born: February 2 at Conway, Arkansas ... Parents: Dwayne McCray and Markiba Johnson... One brother, one sister... Rice major: Sport Management/Economics... Rice College: Sid Richardson

### JoVoni Johnson's Career Stats

PASSING	COMP	ATT	PCT	YDS	LONG	TD	INT
2019	10	18	55.6	97	18	1	0
2020	27	37	73.0	225	26	1	0
<b>TOTAL</b>	<b>37</b>	<b>55</b>	<b>67.2</b>	<b>322</b>	<b>26</b>	<b>2</b>	<b>0</b>
RUSHING	ATT	YARDS	YDS/ATT	LONG	TD		
2019	27	159	5.9	26	2		
2020	26	83	3.2	25	0		
<b>TOTAL</b>	<b>53</b>	<b>242</b>	<b>4.6</b>	<b>26</b>	<b>0</b>		

### Single Game Highs

Pass Completions: 17 vs. UAB (D 12, 2020)  
Pass Attempts: 23 vs. UAB (D 12, 2020)  
Passing Yards: 217 vs. UAB (D 12, 2020)  
Passing Touchdowns: 1, 2x, last vs. UAB (D 12, 2020)  
Rushing Attempts: 13 vs. Marshall (N 2, 2019)  
Rushing Yards: 65 vs. Marshall (N 2, 2019)  
Rushing Touchdowns: 2 at UTEP (N 30, 2019)

# 2022 Rice Owls



**ICHMAEL  
JOSEPH**

**19**

S, 6-1, 187, FRESHMAN  
TAMPA, FLA.  
TAMPA BAY TECH/GEORGIA MILITARY

### Georgia Military

Credited with 12 tackles, five pass breakups and one interception for coach Rob Manchester at Georgia Military as the Bulldogs finished the season 6-5.

### Tampa Bay Tech

Two-year starter for coach Jayson Roberts at Tampa Bay Tech high school, when he helped lead the Titans to the Region Four final of the Florida Class 7 A championship as a senior... Credited with 29 tackles and a pair of forced fumbles in seven games.

### Personal

Full name: Ichmael Joseph ... Born: November, 5, at Cap Haitien, Haiti ... Parents: Louis and Micheline Joseph ... Rice major: Undeclared ... Rice College: McMurtry



**NATE  
KAMPER**

**14**

TE, 6-6, 237, FRESHMAN  
FORT HOOD, TEXAS  
KILLEEN HS

### Honors

C-USA Commissioner's Honor Roll (2022)

### 2021

Did not see action while recuperating from an injury sustained during training camp.

### 2020

Earned a letter as a member of the squad during the pandemic impacted season but did not see action in any games.

### Killeen High School

Two-time All-District 12-6A second team selection for coach Neil Searcy at Killeen... Caught 15 passes for 121 yards as a senior and 36 for 426 yards and a pair of touchdowns in his career as a three-year starter... Academic All-State second team... Eagle Scout... National Honor Society- Vice President... Student To Student... Club Beyond.

### Personal

Full name: Nathaniel Kamper.. Born: July 3 at Alexandria, Va. ... Parents: Kenneth and Krista Kamper... (one sister)... F Father (Maj. Gen. Kenneth Kamper) is the Commanding General of the Fires Center of Excellence and Fort Sill, Oklahoma... Rice Major: Sport Management... Rice College: Sid Richardson.



**ISSAC  
KLARKOWSKI**

**54**

OL, 6-2, 298, SOPHOMORE  
GREEN BAY, WISC.  
SOUTHWEST HS

### Honors

C-USA Commissioner's Academic Medal (2021, 2022)... C-USA Commissioner's Honor Roll (2020, 2021, 2022)

### 2021

Knocked out of the lineup with an injury before the Texas Southern game after starting the previous 10 games dating back to his debut in the the 11th game of 2019... Had taken 668 consecutive snaps before missing the Texas Southern game.

### 2020

Started all five games and took 355 snaps while playing the entire season with a cast on his left hand, the result of a preseason injury.

### 2019

True freshman walk-on who joined the team at the start of training camp but found himself in the starting lineup for the final two games... Had been working with the scout team all fall, but promoted to the travel squad the day before the North Texas game after starting center Shea Baker became ill... Stepped in as the starter and took all 123 offensive snaps against the Mean Green and at UTEP as the Owls completed their season-ending, three-game winning streak... A member of Mike Bloomgren's second recruiting class who walked on in 2019.

### Southwest High School

Two-way standout for coach Tim Birr, earning all-conference and all-region honors on both offense and defense... Led team to the 2017 WIAAWI Division 2 semifinals... Did not allow a pressure in 244 pass attempts on offense while piling up 61 tackles (6 for loss/3 sacks) on defense as a senior... Only allowed 15 pressures in 1,013 snaps on offense in his career, and was credited with 121 tackles (14 for loss/7.5 sacks) on defense... Semifinalist for the Joe Thomas Award as the state's top offensive lineman... Four-year letterman in wrestling with over 100 career wins... Ranked 4th in his weight class... Valedictorian, National Honor Society, Student Council, Key Club, Peer Athletic Council... Member of the Science and Math teams.

### Personal

Full name: Isaac Norman Klarkowski... Born: January 8 at Green Bay, Wisconsin ... Parents: John and Missy Klarkowski... Two sisters... Uncle (Jeff Karkowski) wrestled at UW Oshkosh, cousin (Zach Klarkowski) played football at St. Norbert College, uncle (Jason Willems) played football at St. Norbert and baseball at Western Wisconsin Technical College for one year... Rice Major: Mechanical Engineering... Rice College: Duncan



**WESTON  
KROPP**

**79**

OL, 6-4, 303, SOPHOMORE  
BILOXI, MISS.  
BILOXI HS/JONES JC

### Jones College

Saw action in eight games as a true freshman for the Bobcats, blocking for the nation's top rusher in La'Damian Webb and helping Jones average 400.6 yards and 31.5 points per game ... Jones went from unranked to No. 1 in the NJCAA poll for the first time in program history on October 11 .. One of five members of the offensive line to sign with a four-year program, one of whom (Jaquavius Yates with UAB) will be a future opponent.



# 2022 Rice Owls

## Biloxi High School

Played center, guard and tackle for head coaches Katlan French and Justin Moss at Biloxi ... Three-year varsity starter...Region 4-6A First Team All-Region ... Selected for Bernard Blackwell Classic All-Star Football Game...South's Academic Achievement Award winner in the all-star game...also played basketball for five years...Class of 2021 BHS Hall of Fame ... Mu Alpha Theta, Beta Club, FCA, and National Honor Society.

## Personal

Full name: Weston Kropp ... Born: March 20 at Biloxi ... Parents: JJ and DeWanda Kropp... One brother ... Held the Rubik's state record from 2015-18 at 18.22 seconds...owned and operated Cherry Top Ice Cream Truck on the Mississippi gulf coast... Rice major: Economics... Rice College: Jones



**COLE  
LATOS**

99

DL, 6-5, 244, FRESHMAN  
ALLEN, TEXAS  
ALLEN HS

## Honors

Conference USA Commissioner's Honor Roll (2021, 2022)

## 2021

Did not see action.

## 2020

Earned a letter as a member of the squad during the pandemic impacted season but did not see action in any games... Earned a spot on the Owls baseball roster as well, but did not see action in any games in 2021.

## Allen High School

All-District 9-6A as a senior for coach Terry Gambil as the Eagles won the Bi-District title and finished 11-1... Credited with 34 tackles, including a pair of sacks, three quarterback hits and one pass breakup as a senior... Finished with 66 tackles, five for loss (three sacks) in two years of varsity action as the Eagles were a combined 27-2 and reached the 6A D1 semifinals in his junior year... Also played baseball and earned All-District 6-6A honors as a sophomore DH... Academic All-State second team... PALS (Peer Assistance and Leadership).

## Personal

Full name: Cole Thomas Latos... Born: October 20 at Dallas ... Parents: Tom and Julie Latos... Father, Tom, played football at Tulane... Rice Major: Business... Rice College: Baker.



**MIKE  
LEONE**

53

OL, 6-5, 277, FRESHMAN  
BRYN MAWR, PA.  
THE HUN SCHOOL

## Honors

Conference USA Commissioner's Honor Roll (2021, 2022)

## 2021

Saw his first action, appearing in four games while retaining his redshirt... Made his debut vs. North Texas, and also faced Charlotte, WKU, and UTEP.

## 2020

Earned a letter as a member of the squad during the pandemic impacted season but did not see action in any games.

## The Hun School

All Mid-Atlantic Prep League as a junior and senior for coach Todd Smith as the Raiders won the New Jersey state prep title and the MAPL title in his junior year... Two-year starter leading the way for an offense that averaged 37.6 points per game and was a combined 14-3... Three-year letterman in both football and track... First Rice recruit from Pennsylvania since defensive Jimmy Shaw (Spring Grove) in 2002.

## Personal

Full name: Michael Christopher Leone... Born: September 22 at Bermuda ... Parents: John and Terry Leone... (two sisters)... Father (John Leone) played basketball at William and Mary, uncle (Chris Leone) was a kicker at Georgia Tech and his grandfather (Michael Leone) played football at Dartmouth... Rice Major: Kinesiology... Rice College: Martel.



**KIRK  
LOCKHART**

9

S, 5-11, 184, JUNIOR  
CEDAR HILL, TEXAS  
CEDAR HILL HS

## Honors

C-USA Commissioner's Honor Roll (2020, 2021, 2022)

## 2021

Seventh on the team and second among the defensive backs with a career-best 47 tackles, Recorded his second career double-figure tackle game with 10 vs. WKU while also creating pair of turnovers (forced fumble and interception)... Lead the team with a pair of forced fumbles.

## 2020

Tied for second on the team with 28 tackles despite missing one game (Southern Miss)... Started four of five... Made his starting debut in the opener vs. Middle Tennessee and matched his previous career total with 12 tackles... Closed strongly, picking up seven tackles at #15 Marshall and eight in the finale vs. UAB, including his first career tackles for loss (1.5 for a loss of two)... Tied for second on the team with three special teams tackles (all on kickoff coverage).

## 2019

True freshman who made an immediate impact, first on special teams and later with his play in the defensive backfield... Played in 10 games, making his debut vs. Wake Forest... Credited with 12 tackles, four of them on kickoff coverage (tied for fourth on the team)... Credited with three tackles twice, at UAB (one kickoff, two on defense) and Southern Miss (all on defense)... A member of Mike Bloomgren's second recruiting class who signed during the early period in December of 2018.

## Cedar Hill High School

Blossomed into a defensive standout in his first year as a starter for coach Carlos Lynn, helping lead the Longhorns to the District 6-7A D2 title... Credited with 40 tackles (two for loss), picked off seven passes, broke up nine others and forced three fumbles... Joins his teammate in the Longhorn defensive backfield, Joshua Landrum, in signing with the Owls... Also competed in track and powerlifting and finished third in his weight class... Student Council... Student Leadership... Computer Club.

## Personal

Full name: Kirk Lockhart... Born: November 28 at Los Angeles, California... Parents: Kirk and Veronica Lockhart... One brother, three sisters... Rice Major: Sport Management... Rice College: Hanszen



# 2022 Rice Owls

## Kirk Lockhart's Career Statistics

DEFENSE	UT	AT	TOT	SACK	TFL	FF	FR	INT	PD
2019	8	4	12	0.0/0	0.0/0	0	0	0	1
2020	16	12	28	0.0/0	1.5/2	0	0	0	1
2021	25	22	47	1.0/11	3.5/15	2	1	2	2
<b>TOTAL</b>	<b>49</b>	<b>38</b>	<b>87</b>	<b>1.0/11</b>	<b>5.0/17</b>	<b>2</b>	<b>1</b>	<b>2</b>	<b>4</b>

### Single Game Highs

Tackles: 12 vs. Middle Tennessee (O 24, 2020)  
 TFLs: 1.0, 2x, last vs. Louisiana Tech (N 27, 2021)  
 Sacks: 1.0 vs. Houston (S 11, 2011)  
 Interceptions: 1, 2x, last vs. WKU (N 13, 2021)



## JOHN LONG

# 76

**OL, 6-4, 315, FRESHMAN**  
**KEMPNER, TEXAS**  
**LAMPASAS HS**

### Honors

C-USA Commissioner's Honor Roll (2022)

### 2021

Did not see action in his first season with the Owls.

### Lampasas High School

Three-year starter for Troy Rogers at Lampasas, earning All-State, All-Centex and all district honors as a junior... Averaged 14 pancakes/knockdowns as a senior (141 in 10 games) and was credited with over 350 in his career... Dave Campbell's Texas Football Top 40 Offensive Linemen heading into this year and one of the top 100 in the state heading into his junior year... Went head-to-head with fellow Rice signee Blake Boenisch in the third round of the 2019 state playoffs, a 66-44 win by Lampasas which went on to reach the state semis before losing to eventual state champion Carthage... Also competed in power lifting... Academic All-District.

### Personal

Full name: John Scanlan Long... Born: January 29 at Kent, Washington... Parents: Daniel and Nora Long... One brother... Rice major: Undeclared... Rice College: Duncan



## PAYTON LOVELL

# 69

**OL, 6-5, 267, FRESHMAN**  
**TROPHY CLUB, TEXAS**  
**BYRON NELSON HS**

### Honors

Conference USA Commissioner's Honor Roll (2021)

### 2021

Sat out the season while recovering from a spring injury.

### 2020

Earned a letter as a member of the squad during the pandemic impacted season but did not see action in any games.

### Byron Nelson High School

Played for coach Travis Pride... Academic All-State Honorable Mention... In two years as a starter, allowed just two sacks... Two-time District champion and state qualifier in wrestling.

### Personal

Full name: Payton Todd Lovell... Born: July 25 at Trophy Club... Parents: Darren Lovell and Kolleen Kiburz... Rice Major: Business... Rice College: Martel.



## RAWSON MACNEILL

# 80

**WR, 6-5, 187, FRESHMAN**  
**MARIETTA, GA.**  
**GEORGE WALTON HS**

### George Walton High School

Three-time, all-region selection for coach Daniel Brunner, helping lead the Raiders to the semifinals of Georgia's 7A State Championship as a senior... Caught 35 passes for 727 yards (20.8 average) as a senior... His top game came against West Forsyth when he caught three passes for 110 yards.

### Personal

Full Name: Rawson Paul MacNeill ... Born: January 21 at Atlanta, Georgia ... Parents: Randy and Rebecca MacNeill ... is a senior on the volleyball team at Ohio State ... Rice major: Undeclared ... Rice College: Brown



## LUKE MCCAFFREY

# 10

**WR, 6-2, 198, SOPHOMORE**  
**HIGHLANDS RANCH, COLO.**  
**NEBRASKA**

### Honors

Academic All-Big Ten (2020)... Nebraska Scholar-Athlete Honor Roll (Fall 2019, 2020; Spring 2019, 2020)... Conference USA Commissioner's Honor Roll (2022)

Made the switch to wide receiver during spring drills... Caught seven passes for 98 yards and a touchdown in the spring game.

### 2021

Threw for 313 yards and two TDs and rushed for 132 and a pair of scores on the ground while playing in nine games (three starts)... made his first start for the Owls vs. Houston and his second at Texas... Also made a pair of starts at Nebraska in 2020... Hit on 5-10 passes for 75 yards in his debut with the Owls at Arkansas and 9-19 for 84 yards vs. Houston... Threw his first TD pass vs. Houston and the second vs. LA Tech... rushed for touchdowns vs. Texas Southern and UTEP, Rushed for 43 yards on just four carries vs. UTEP, including a season-best run of 21 yards.

### 2020 (Nebraska)

A versatile offensive weapon, playing in seven of eight games, including two starts at quarterback... Completed 48-of-76 passes for 466 yards and one touchdown while rushing 65 times for 364 yards and three touchdowns... Nebraska's third-leading rusher, McCaffrey ranked 16th nationally among all FBS quarterbacks in rushing yards per game (52.0) and 20th nationally among all freshmen in rushing yards per game entering the bowl season... Made his season debut at Ohio State and completed 4-of-5 passing for 55 yards, rushed for 80 yards on only nine carries and also had a five-yard reception against the fifth-ranked Buckeyes... Broke off a career-long 47-yard run on Nebraska's opening touchdown drive vs. OSU... First career start came in win over Penn State, becoming the first Husker quarterback to win his first career start since 2013... Completed 13-of-21 passes for 152 yards, including a 45-yard touchdown pass and led Nebraska with 67 rushing yards. Posted his career-high of 256 yards of total offense against Illinois (13-of-26 for 134 yards passing and 122 yards and two touchdowns rushing)... Became the 100th player in Nebraska history to rush for 100 yards in a game with his effort vs. Illinois.

### 2019 (Nebraska)

Appeared in four games while preserving his redshirt... Completed 9-of-12 passes for 142 yards and two touchdowns, ran for 166 yards on 24 carries and also lined up at receiver for the final two games, catching one pass for 12 yards. Played both wide receiver and quarterback in Nebraska's 54-7 win at Maryland, completing 3-of-5 passes for 32 yards and rushing 10 times for 83 yards with one reception for 12 yards.

# 2022 Rice Owls

## Valor Christian HS

Guided Valor Christian to a perfect 14-0 record and a Class 5A state championship in 2018 while playing for his father Ed... Threw for 2,202 yards as a senior, with 21 touchdowns and only four interceptions... Rushed for 526 yards and eight touchdowns and averaged nearly 6.5 yards per carry... Passed for 169 yards, while picking up 72 yards on the ground in the state title game vs. Cherry Creek... Split time at quarterback as a junior with Colorado signee Blake Stenstrom... Helped Valor Christian to an 11-1 record by rushing for 548 yards and passing for 878 yards and completing 78 % of his attempts... First-team All-Colorado choice as a quarterback by the coaches association, and was a first-team all-state pick by the Denver Post as an athlete... Ranked as the nation's No. 142 overall prospect by ESPN.com, which listed him as the top prospect in Colorado and the No. 5 dual-threat quarterback in the country... Top player in Colorado, the No. 11 athlete prospect and among the top 300 players in the nation according to 247Sports... Chose Nebraska originally over Colorado, Michigan, Ohio State, Washington and UCLA.

## Personal

Full name: Luke McCaffrey... Born: April 2.... Parents: Ed and Lisa McCaffrey... Father is currently the head coach at Northern Colorado... Three brothers... Oldest brother, Max was a wide receiver at Duke and is currently an assistant coach for his father at Northern Colorado... Christian was the 2015 Associated Press Player of the Year at Stanford in a Cardinal attack coordinated by Owls head coach Mike Bloomgren and was a first-team NFL All-Pro and Pro Bowl selection with the Carolina Panthers in 2019... Dylan combined with his father to win three state titles at Valor Christian before signing with Michigan, before transferring to play again for his father at Northern Colorado in 2021... Rice Major: Sport Management... Rice College: Baker

### Luke McCaffrey's Career Stats

PASSING	COMP	ATT	PCT	YDS	LONG	TD	INT
2019	9	12	75.0	142	39	2	0
2020	48	76	63.1	466	45	1	6
2021	31	62	50.0	313	35	2	4
<b>TOTAL</b>	<b>88</b>	<b>150</b>	<b>58.7</b>	<b>921</b>	<b>45</b>	<b>5</b>	<b>10</b>

RUSHING	ATT	YARDS	YDS/ATT	LONG	TD
2019	24	166	6.9	15	1
2020	65	364	5.6	47	3
2021	41	132	3.2	21	2
<b>TOTAL</b>	<b>130</b>	<b>662</b>	<b>5.1</b>	<b>47</b>	<b>6</b>

## Single Game Highs

Pass Completions: 15 vs. Illinois (N 21, 2020)  
 Pass Attempts: 26 vs. Illinois (N 21, 2020)  
 Passing Yards: 152 vs. Penn State (N 14, 2020)  
 Passing Touchdowns: 1, 5x, last vs. Louisiana Tech (N 27, 2021)  
 Rushing Attempts: 26 vs. Illinois (N 21, 2020)  
 Rushing Yards: 122 vs. Illinois (N 21, 2020)  
 Rushing Touchdowns: 2 vs. Illinois (N 21, 2020)



**MILES MCCORD**

**24**

**DB, 6-1, 171, SENIOR  
 HUNTINGTON BEACH, CALIF.  
 GOLDEN WEST COLLEGE**

## At Rice

C-USA Commissioner's Honor Roll (2020, 2021, 2022)... Rice Honor Athlete 2021

## 2021

Tied for second on the team with six PBU and tied for fourth with seven passes defended... Broke up three of four passes thrown his way at UAB... Picked off his second career pass vs. Southern Miss... Credited with five tackles and shared a TFL at Texas.

## 2020

Stepped up when injuries thrust him into the starting lineup, starting all five games at corner... Made his starting debut in the opener vs. Middle Tennessee and was credited with his first four career tackles... Picked off his first career pass and was credited with three tackles at Southern Miss and added three vs. North Texas and four at Marshall.

## 2019

Transfer from Golden West JC who saw action in four games on special teams and defense while preserving his redshirt... Made his debut vs. LA Tech and also saw action vs. Southern Miss, Marshall and Middle Tennessee.

## Golden West Junior College

Credited with 11 tackles for coach Nick Mitchell at Golden West in his lone season with the Rustlers... Golden West was ranked seventh in Southern California.

## Sage Hill School

Three-year starter as a wide receiver for coach BJ Crabtree, with 61 receptions, 1,028 yards and 28 touchdowns while also picking off three passes on defense... Earned a total of eight letters in high school, also competing in basketball and track... Newport Beach Chamber of Commerce Outstanding Student-Athlete Award

## Personal

Full name: Miles Edward McCord... Born: September 17 at Newport Beach, Calif... Parents: Keith and Sophia McCord... One brother, one sister... Sister and brother both compete for Yale... Sister (Sydney) is an incoming freshman who will compete in track while brother (CJ) joined him at Rice in 2002 after playing football and earning All-Ivy League honors as a high jumper... Rice major: Sport Management. Rice College: Martel

### Miles McCord's Career Statistics

DEFENSE	UT	AT	TOT	SACK	TFL	FF	FR	INT	PD
2019	0	0	0	0	0.0/0	0	0	0	0
2020	7	7	14	0	1.0/3	0	0	1	3
2021	16	15	31	0	0.5/1	0	0	1	7
<b>TOTAL</b>	<b>23</b>	<b>22</b>	<b>45</b>	<b>0</b>	<b>1.5/4</b>	<b>0</b>	<b>0</b>	<b>2</b>	<b>10</b>

## Single Game Highs

Tackles: 5 at Texas (S 18, 2021)  
 TFL: 1.0 at Southern Miss (O 31, 2020)  
 Interceptions: 1, 2x, last vs. Southern Miss (O 2, 2021)



**TJ MCMAHON**

**7**

**QB, 6-0, 195, JUNIOR  
 ANAHEIM, CALIF.  
 CERRITOS COLLEGE**

## Honors

Conference USA Commissioner's Honor Roll (2021, 2022)... Rice Honor Athlete 2021

## 2021

Starred in a relief role vs. LA Tech, completing 12 of 20 passes (one interception) for 191 yards and a pair of touchdowns to lead a Rice rally and beat LA Tech... Trailing 31-21, he drove the Owls 92 yards for a score, connecting with August Pitre III on a 31-yard touchdown, and then with 1:01 left in the game he hit Cedric Patterson III with a three-yard TD to put the Owls in front to stay... Made his Rice debut holding for kicks at Arkansas and held that job the rest of the season. Took his first snap at Texas.

## 2020

Did not see action in his first season after transferring from Cerritos, but earned a letter as a member of the squad during the pandemic impacted season.

# 2022 Rice Owls

## 2019

Set a school record for completion percentage and led Cerritos to a 7-4 record and a win over Ventura College in the Joe Kapp Real Estate Beach Bowl... Completed 65.8% of his passes (194-of-295) for 2,667 yards and 24 touchdowns while throwing only five interceptions for coach Dean Grosfeld ... His passing yards rank second in school history... Ranked as the 10th best pro-style JC QB by JCGridiron.com... First Cerritos product to sign with Rice since Jim Willard in 1980.

## 2018 (Mississippi State)

Spent a season as a walk-on at Mississippi State before transferring to Cerritos.

## Servite High School

All Trinity League as a senior at Servite High School for coach Scott Meyer in his only season at quarterback... Threw for 2,155 yards and 22 touchdowns and ran for 1,003 and 13 scores after switching from wide receiver... Played against fellow Owl Jake Bailey in high school.

## Personal

Full Name: Tyler James McMahon... Born: July 31 at Mission Viejo, California... Parents: Jim McMahon and Tracy McMahon... (one brother, one sister)... Older brother Ryan is a second baseman with the Colorado Rockies... Rice Major: Sport Management... Rice College: Jones.

### TJ McMahon's Career Stats

PASSING	COMP	ATT	PCT	YDS	LONG	TD	INT
2021	12	21	57.1	191	38	2	1

## Single Game Highs

Pass Completions: 12 vs. Louisiana Tech (N 27, 2021)  
 Pass Attempts: 21 vs. Louisiana Tech (N 27, 2021)  
 Passing Yards: 191 vs. Louisiana Tech (N 27, 2021)  
 Passing Touchdowns: 2 vs. Louisiana Tech (N 27, 2021)  
 Longest Pass: 38 vs. Louisiana Tech (N 27, 2021)



## BENNETT MECOM

# 84

WR, 6-3, 207, SOPHOMORE  
FRISCO, TEXAS  
REEDY HS

## At Rice

C-USA Commissioner's Academic Medal (2020, 2021, 2022)... C-USA Commissioner's Honor Roll (2020, 2021, 2022)

## 2021

Did not see action.

## 2020

Earned a letter as a member of the squad during the pandemic impacted season but did not see action in any games.

## 2019

Redshirted

## Reedy High School

All-District 7-5A D2 as a senior for coach Chad Cole as the Lions captured the district title and advanced to the regional final... Three-year starter... Caught 56 passes for 900 yards and six touchdowns as a senior and graduated as the leading receiver in Reedy history with 111 receptions for 1,594 yards and 12 touchdowns... Lettered for three years in basketball... National Honor Society and a member of the Young Men's Service League.

## Personal

Full name: Bennett Pierce Mecom... Born: October 27 at Denver, Colorado... Parents: Jim and Kathy Mecom... One sister... Rice Major: Sport Management... Rice College: Duncan



## CHARLIE MENDES

# 99

P, 6-3, 198, SOPHOMORE  
VAN NUYS, CALIF.  
HARVARD-WESTLAKE HS

## Honors

C-USA Commissioner's Academic Medal (2020, 2021, 2022)... C-USA Commissioner's Honor Roll (2020, 2021, 2022)... Conference USA All Freshman 2020

## 2021

Averaged 42.6 yards on 60 punts... Placed 17 inside the 20, including a season-high four at UTEP (six total punts)... Dropped all three punts vs. North Texas inside the 10, two of them at the 4... Punted a career-high 10 times at UTSA and averaged a career-best 47.8 per punt... 10 punts were the most by an Owl since Jack Fox tied the school record with 12 punts vs. UAB in 2018... Blasted the two longest punts of his career (66 & 64 yards) vs. the Roadrunners had at least one punt of better than 50 yards in seven of 12 games.

## 2020

Earned Conference USA All-Freshman honors after averaging 42.8 yards on 21 punts and placing nine of them inside the 20 with only one touchback... Placed two of four punts at Marshall inside the 20 and has seven of 14 on the season... Both punts inside the 20 against The Herd came in the third quarter, pinning them at their 11 and 12 on two of their possessions... Placed two of three punts at Southern Miss inside the 20 and blasted the third 54 yards to flip the field... Averaged 45.3 (net of 42.7) on three punts in his collegiate debut... Blasted a 58-yard effort on his first collegiate attempt.

## 2019

Redshirted

## Harvard-Westlake High School

First-team, all-league as a junior for coach Michael Burnett... Only began playing football as a junior after three seasons of soccer... Ranked as the 35th best punter in the class of 2019 by Chris Sailer... Converted 18 of 19 PATs as a senior... Dean's List... Student Ambassador program co-chairman... Peer Support leader.

## Personal

Full name: Charlie Mendes... Born: August 17 at Beverly Hills, California... Parents: Fred and Donna Mendes... One sister... Rice major: Materials Science and Nanoengineering... Rice College: Brown

### Charlie Mendes Career Statistics

PUNTING NO	YDS	AVG	LG	FC	TB	I20	50+	BLK	
2020	21	898	42.8	59	5	1	9	5	0
2021	60	2557	42.6	66	5	5	17	9	1
<b>TOTALS</b>	<b>81</b>	<b>3455</b>	<b>42.7</b>	<b>66</b>	<b>10</b>	<b>6</b>	<b>26</b>	<b>14</b>	<b>1</b>

## Single Game Highs

Most Punts: 10 at UTSA (O 16, 2021)  
 Long: 66 at UTSA (O 16, 2021)  
 Avg. Yards: 47.8 at UTSA (O 16, 2021)

# 2022 Rice Owls



## LANDON MITCHELL

# 55

**DS, 6-0, 206, FRESHMAN  
GREENWOOD, S.C.  
DIXIE HS**

### Dixie High School

Four-year starter for coach Victor Lollis at Dixie HS as the Hornets ended 2021 with a 7-3 record overall and a 5-1 mark in the region ... 17th ranked prospect by Rubio Long Snapping ... Honorable mention Class A All-State selection (SCFCA) ... All-Lakelands and selected to play in the Touchstone Energy North-South All-Star game ... Selected to the Palmetto Champions 2022 team ... High School Blitz Snapper of the Year ... Class Vice President, National Honor Society, FBLA, National Beta Club and FFA.

### Personal

Full name: Landon Lee Mitchell ... Born: December 30 at Greenwood, South Carolina.. Parents: Stacy and Charity Mitchell... One sister... Rice major: Undeclared... Rice College: McMurtry



## CAMERON MONTGOMERY

# 1

**WR, 5-5, 159, SENIOR  
STAFFORD, TEXAS  
STAFFORD HS**

### 2021

Enjoyed his most productive season, rushing for 256 yards and adding 40 yards on seven receptions... Closed the season strongly rushing for 173 yards on 19 carries over the last two games (9.1 average), including 95 yards on 10 carries in the season finale vs. LA Tech... Broke off a 70-yard TD run vs. LA Tech for his first career touchdown and the longest run by an Owl since Juma Otoviano's 80-yard dash vs. ODU in 2018... Rushed for 78 yards on nine carries at UTEP, including a 43-yard burst that was one yard longer than his previous single game-high... Caught a career-best three passes at Texas.

### 2020

Sat out the season while recovering from an injury.

### 2019

Saw action in seven games on offense and special teams... Carried the ball nine times for 31 yards and caught a pair of passes for eight yards... Top game was vs. Wake Forest when he carried six times for 19 yards... Had a season-long rush of eight yards at UAB.

### 2018

Redshirted after suffering an injury.

### 2017

Lettered as a true freshman after appearing in nine games... Averaged 6.5 yards per attempt on 11 carries, with a long rush of 12 yards vs. LA Tech... Finished with 42 yards vs. the Bulldogs, for his best effort of the year... Made his debut vs. Stanford in the Sydney Cup in Australia and carried the ball once for a gain of four yards... Three of his 11 carries went for 10 or more yards (11 at UTEP, 12 vs. LA Tech, 10 vs. North Texas.

### Stafford High School

Speedy second-team, all-district 12-4A selection for coach Ron Counter at Stafford, leading the Spartans to the 4A-D1 Region 3 finals... Averaged better than 10 yards per carry, finishing with 870 yards and eight touchdowns on the ground and finished with 1,267 all-purpose yards as a senior... State champion in the 4A 100 meters in track as a junior... Member of the Stafford honor roll.

### Personal

Full name: Cameron Montgomery ... Born: March 28 at Houston, TX... Parents: Troy and Ava Montgomery... (one sister)... Rice major: Sport Management... Rice College: Will Rice.

### Cameron Montgomery's Career Stats

RUSHING	ATT	YARDS	YDS/ATT	LONG	TD
2018	11	72	6.5	12	0
2019	9	30	3.3	8	0
2021	44	256	5.8	70	2
<b>TOTALS</b>	<b>64</b>	<b>358</b>	<b>5.6</b>	<b>70</b>	<b>2</b>

### Single Game Highs

Rushing Attempts: 10 vs. Louisiana Tech (N 27, 2021)

Rushing Yards: 95 vs. Louisiana Tech (N 27, 2021)

Rushing TDs: 2 vs. Louisiana Tech (N 27, 2021)



## ELROYAL MORRIS

# 30

**DL, 6-3, 279, FRESHMAN  
HOUSTON, TEXAS  
DEKANEY HS**

### 2021

Saw action in four games while retaining his redshirt... Made his debut at UAB and recorded his first career tackle vs. WKY... Also saw action at UTEP and vs. LA Tech.

### Dekaney High School

Three-year starter for coach Anthony Williams at Dekaney who advanced to the second round of the 2020 6A D2 playoffs ... Credited with 40 tackles, including eight sacks and one forced fumble as a senior... Houston Chronicle's Top 100... All-district selection as a junior on the offensive line while also playing on defense... Three-year letterman in baseball... Engineering Club.

### Personal

Full name: Elroyal Morris III... Born: August 27 at Houston, Texas .. Parents: Elroyal Jr. and Tanya Morris... One brother... Rice major: Undeclared... Rice College: Sid Richardson.



## MYRON MORRISON

# 33

**LB, 6-3, 215, SOPHOMORE  
HUMBLE, TEXAS  
ATASCOCITA HS**

### At Rice

Conference USA Commissioner's Honor Roll (2021, 2022)

### 2021

Third among linebackers with 34 tackles while starting the first five games... Moved into the starter's role vacated by Blaze Alldredge with a strong spring and fall camp and was credited with nine tackles in his starting debut at Arkansas... Knocked down Southern Miss' Hail Mary attempt on the last play of the game for his first career PBU... Credited with his first two TFL at UTSA and added his first career forced fumble vs. the Roadrunners.

### 2020

Saw action in all five games and picked up his first career tackle on kickoff coverage at Southern Miss.



# 2022 Rice Owls

2019

True freshman who saw action in four games on special teams and defense while preserving his redshirt... Made his debut vs. Baylor and saw action vs. LA Tech, Middle Tennessee and UTEP... Credited with his first career tackle on kickoff coverage vs. LA Tech... A member of Mike Bloomgren's second recruiting class who signed in February.

### Atascocita High School

All-District 22-6A selection for coach Craig Stump as the Eagles repeated as district champions... Named team and defensive MVP... Semifinalist for the Touchdown Club of Houston's Defensive Player of the Year... Credited with 127 tackles and a pair of interceptions as a senior... Two-year starter for the Eagles... Academic All State Honorable Mention and National Society of High School Scholars.

### Personal

Full name: Myron Cole Morrison... Born: April 22 at Baton Rouge, Louisiana... Parents: Myron J. Morrison and Tonia Morrison... One brother... Father played defensive back at Southern... Rice Major: Sport Management... Rice College: Lovett

Myron Morrison's Career Statistics

DEFENSE	UT	AT	TOT	SACK	TFL	FF	FR	INT	PD
2019	0	1	1	0	0.0/0	0	0	0	0
2020	1	0	1	0	0.0/0	0	0	0	0
2021	11	22	33	0	2.0/2	1	0	0	2
<b>TOTAL</b>	<b>12</b>	<b>23</b>	<b>35</b>	<b>0</b>	<b>2.0/2</b>	<b>1</b>	<b>0</b>	<b>0</b>	<b>2</b>

### Single Game Highs

Tackles: 9 at Arkansas (S 4, 2021)  
TFL: 2.0 at UTSA (O16, 2021)



## LAMONT NARCISSE

# 13

CB, 5-11, 173, FRESHMAN  
PASADENA, CALIF.  
CALABASAS HS

### At Rice

Conference USA Commissioner's Honor Roll (2021, 2022)

2021

Saw action in a pair of games (Houston and Texas Southern) but did not record any statistics.

2020

Sat out the season after sustaining an injury prior to the start of the season.

### Calabasas High School

All CIF Southern Section S Division 1, All-Ventura County and Marmonte League defensive back MVP as a senior for coach Chris Claiborne as he helped lead the Coyotes to a 10-3 record, a Marmonte League title and berth in the CIF Southern Division 1 playoffs... Credited with 40 tackles, 14 pass breakups and a pair of interceptions as a senior... Three-year starter... A standout in track who ran a 10.74 100 to reach the finals of CIF Division 2 championship and led off the Coyotes' state champion 4x400 relay as they finished third in the team race.

### Personal

Full name: Lamont Kyliin Narcisse... Born: December 11 at Pasadena ... Parents: Lamont Narcisse and Candice Metoyer... Rice Major: Business... Rice College: Will Rice.



## TRACE NORFLEET

# 61

OL, 6-0, 271, FRESHMAN  
LEWISVILLE, TEXAS  
PRESTONWOOD CHRISTIAN ACADEMY

### Prestonwood Christian Academy

Second team TAPPS Division 1 All-State selection as senior for coach Chris Cunningham at Prestonwood Academy after earning first-team honors as a junior and second-team honors as a sophomore ... Team captain as a junior and a senior ... Four-year starter who did not allow a sack in his last three seasons ... National Honor Society, Lion Award, Principal's Honor Roll, North Texas Food Bank Volunteer, Lion Family Group Leader.

### Personal

Full name: Trace Daniel Norfleet ... Born: June 29 at Fresno, California... Parents: Dan and Sara Norfleet... One sister... Father played football and swam at UC Davis ... Rice major: Undeclared... Rice College: Hanszen



## BRAEDON NUTTER

# 52

OL, 6-3, 295, SOPHOMORE  
TOMBALL, TEXAS  
MEMORIAL HS

### At Rice

Conference USA Commissioner's Honor Roll (2021, 2022)

2021

Saw action in all 12 games and started the last nine at guard... Moved into the starting lineup vs. Southern Miss and totaled 663 snaps (sixth on the team).

2020

Made his debut at Southern Miss and went on to see action against North Texas, Marshall and UAB.

### Memorial High School

Two-time unanimous All-District 14-6A selection and two-time team captain for coach Sam Parker... Three-year starter for the Wildcats and led them to a Bi-District title in 2019... Switched to center as a senior after starting for two years at defensive tackle... Member of the Houston Chronicle's Top 100 and Dave Campbell's Texas Football Top 300... Finalist for the Touchdown Club of Houston's Outstanding Football Scholar-Athlete of the Year... Also played basketball for three years... Academic All-State second team... National Honor Society, National Society of High School Scholars, 4-year PLTW Stem program plan for Engineering.

### Personal

Full name: Braedon James Nutter.. Born: December 17 at Odessa, Texas ... Parents: Rod and Charis Nutter...(one brother)... Rice Major: Business... Rice College: Jones.

# 2022 Rice Owls



## CHIBBY NWAJUAKU

# 16


DL, 6-2, 242, FRESHMAN  
CYPRESS, TEXAS  
CYPRESS RANCH HS

### Cypress Ranch High School

A two-year starter and four-year letterman who was a unanimous All-District 16-6A as a junior for coach Sean McAuliffe... Credited with 43 tackles, nine TFLs, and four sacks as a junior... A member of Dave Campbell's Texas Football Top 300 and Vype's All-Houston Public School preseason team.

### Personal

Full Name: Chibuikem Nwajuaku ... Born: April 6 at Enugu, Nigeria... Parents: Julius and Oby Greene ... Rice major: Undeclared ... Rice College: Duncan



## GEORGE NYAKWOL

# 20

DB, 6-0, 189, GRADUATE  
HOUSTON, TEXAS  
ALDINE EISENHOWER HS

### At Rice

Jess Neely Defensive Award (Defensive Back) 2018 & 2019

### 2021

Missed the last seven games after ranking among team leaders in interceptions (2) and tackles (25) in the first five games, including 16 in his final two games (Texas Southern and Southern Miss)... Led the team with seven tackles vs. Texas Southern and picked off the fourth pass of his career... Third on the team with nine tackles vs. Southern Miss... Returned to action after missing all of 2020 and was credited with four tackles at Arkansas... Had started 25 consecutive games before missing the 2020 season.

### 2020

Missed the season after suffering an injury early in fall camp. Phil Steele All-Conference USA preseason team (3rd team).. Athlon Sports All-Conference USA preseason team (4th team)

### 2019

One of four defenders and five Owls overall to start all 12 games and has started 25 consecutive games over the last two years... Tied for team lead with seven passes defended, tied for second with six PBU and fourth on team with 57 tackles... All seven pass defenses (1 interception and 6 breakups) came in conference action and were tied for ninth in the league through the end of the regular season... Opened the season with seven tackles at Army and matched that total vs. UAB and Middle Tennessee for his season high.. Phil Steele preseason All-USA (fourth team)... Dave Campbell's Texas Football preseason All-Texas (second team).

### 2018

Led the team with 67 tackles.... Reached double figures in tackles for the first time in his career with 11 vs. UTEP to move into the team lead with 49... Bettered his career-high in each of the last three games and has 26 stops over that time... Made his first career start vs. Prairie View and was credited with a pair of tackles and a pass breakup... Picked off his first pass vs. Wake Forest... Credited with five tackles, including his first career TFL at Southern Miss.

### 2017

True freshman who earned a letter after a standout performance on special teams... Led the team with seven tackles on special teams, three on kickoffs and four on punt coverage... Twice credited with two tackles in a game (at Pitt, vs. North Texas)... Joined the Rice track team for the C-USA Championship meet held at Rice and finished 6th in the triple jump of 15.15m (49-08.50) after only minimal practice time.

### Alief Eisenhower High School

Two-time, All-District 16-6A selection for coach Kerry Bamburg in football, helping lead the Eagles to a bi-district title as a junior... Picked off four passes, returning two for touchdowns, as senior along with 43 tackles and three forced fumbles... Picked off 11 passes in his career (five for TDs) and recorded 121 tackles and eight forced fumbles... Dave Campbell's Texas Football's preseason Subway Super team (3rd team) and Texas Top 300 and part of DCTF's Class of 2017... Houston Chronicle's Houston 100... Touchdown Club of Houston's Preseason All-Greater Houston Defensive MVP and recognized as a TCH Scholar Athlete... Three-time state qualifier in the triple jump, earning All-State honors each year... Also a member of the Eagles two-time district champion 4x400 relay... Completed in the UIL Math and Spelling Competitions, finishing fifth in the later in 2016.

### Personal

Full name: George Nyakwol ... Born: December 6 at Beirut, Lebanon... Parents: Shan Nyakwol and Veronica Ajak... (one brother, three sisters)... Rice major: Kinesiology... Rice College: Jones.

### George Nyakwol's Career Stats

DEFENSE	UT	AT	TOT	SACK	TFL	INT	FF	FR	PD
2017	3	4	7	0.0/0	0.0/0	0	0	0	0
2018	41	26	67	1.0/9	3.0/12	2	0	0	5
2019	30	27	57	0.0/0	1.5/2	1	0	1	7
2021	14	11	25	1.0/8	1.0/8	2	0	0	5
<b>TOTALS</b>	<b>88</b>	<b>68</b>	<b>156</b>	<b>2.0/17</b>	<b>5.5/22</b>	<b>5</b>	<b>0</b>	<b>1</b>	<b>17</b>

### Single Game Highs

Tackles: 11 vs. UTEP (N 3, 2018)  
TFL: 1.5 at Middle Tennessee (N 16, 2019)  
Sacks: 1.0, 2x, last vs. Southern Miss (O 2, 2021)  
Interceptions 1, 5x, last vs. Southern Miss (O 2, 2021)



## ETHAN ONIANWA

# 78

OL, 6-6, 330, FRESHMAN  
KATY, TEXAS  
CINCO RANCH HS

### Honors

C-USA Commissioner's Honor Roll (2022)

### 2021

Made his debut vs. WKU and also saw action vs. UTEP and LA Tech while preserving his redshirt.

### Cinco Ranch High School

Three-year starter for coach Anthony Williams at Dekaney who advanced to the second round of the 2020 6A D2 playoffs ... Credited with 40 tackles, including eight sacks and one forced fumble as a senior... Houston Chronicle's Top 100... All-district selection as a junior on the offensive line while also playing on defense... Three-year letterman in baseball... Engineering Club.

### Personal

Full name: Ethan Uchechukwu Onianwa... Born: August 16 at Flint, Michigan... Parents: Azuka and Ijeoma Onianwa... One brother, two sisters... Rice major: Undeclared... Rice College: Wiess.

# 2022 Rice Owls



## KENNETH ORJI

# 10

RUSH, 6-2, 258, SENIOR  
MISSOURI CITY, TEXAS  
ELKINS HS

### Honors

2018 C-USA Honor Roll

### 2021

Credited with a career-best five tackles for loss while playing in nine games (eight starts)... Top TFL effort was 1.5 in the season finale vs. LA Tech to match his career-best (Marshall, 2020)... Credited with a season-high six stops and shared a TFL at Charlotte... Forced his first career fumble on a sack of UH's Clayton Tune... Credited with four tackles and a hurry while blocking the Owls' first punt since 2015 in the opener at Arkansas.

### 2020

Made four starts while missing the North Texas game and finished with 16 tackles... Made his 10th start in the last 11 games and was credited with four tackles, including his first career sack, 1.5 TFL and a pass breakup in the shutout of #15 Marshall... Credited with four tackles, recovered a fumble (2nd career) and had a pair of QB hurries in the opener vs. Middle Tennessee... Close the season with five stops vs. UAB.

### 2019

Blossomed into a major force on defense, playing in all 12 games and starting the last seven, despite playing all year with his left hand in a protective cast... Seventh on the team with 43 tackles after collecting five in reserve duty in 2018... Opened the season with a career-high four tackles vs. Army and improved that to five vs. UTSA and then 10 vs. Southern Miss... One of three Owls to reach double figures in tackles in 2019... Made his starting debut vs. UAB.

### 2018

Earned his first letter, playing in nine games on both special teams and defense... Recorded his first career tackles vs. UAB, finishing with three (one solo) and added an assist vs. ODU in the season finale.

### 2017

Redshirted

### Elkins High School

Two-time, All-District 23-5A selection (unanimous selection as a senior) for coach Dennis Brantley as the Knights who advanced to the second round of the playoffs... *Dave Campbell's Texas Football's* postseason "Class of 2017"... Credited with 142 tackles, 22 TFLs, 15 hurries and 10.5 sacks as a senior... Compiled 302 tackles, 68 hurries, 50 TFLs, 27 sacks, nine fumble recoveries, eight passes defended, four forced fumbles and two touchdowns in his career... Second cousin is former Texas and NFL star Brian Orakpo... Four-time academic all-district... Active in African Students Association, FCA and in his church youth group.

### Personal

Full name: Kenneth Orji... Born: Sept. 23... Parents: Kenneth and Nkiru Orji... Rice major: Kinesiology... Rice College: Jones.

### Kenneth Orji's Career Stats

DEFENSE	UT	AT	TOT	SACK	TFL	FF	FR	PD	QBH
2018	3	2	5	0.0/0	0.0/0	0	0	0	0
2019	15	28	43	0.0/0	2.5/6	0	1	0	2
2020	6	10	16	1.0/5	1.5/5	0	1	1	2
2021	18	18	36	1.0/9	5.0/21	1	0	1	2
<b>TOTALS</b>	<b>42</b>	<b>58</b>	<b>100</b>	<b>2.0/14</b>	<b>9.0/32</b>	<b>1</b>	<b>2</b>	<b>2</b>	<b>6</b>

### Single Game Highs

Tackles: 10 vs. Southern Miss (O 26, 2019)

TFL: 1.5, 2x, last vs. Louisiana Tech (N 27, 2021)

Sacks: 1.0, 2x, last vs. Houston (S 11, 2021)



## JUMA OTOVIANO

# 8

RB, 5-10, 192, JUNIOR  
ARLINGTON, TEXAS  
JAMES MARTIN HS

### At Rice

2019, 2020, 2021, 2022 C-USA Commissioner's Honor Roll... C-USA Offensive Player of the Week (11/26/18)

### 2021

Scored on his first carry of the year, a 2-yard run vs. WKU, and added a pair of receptions for eight yards... Tied with Sean Fresch with 14 kickoff returns and was second to him with 313 yards... Returned five for 123 yards vs. LA Tech and three kickoffs for 99 yards at UAB, including a 50-yard effort to open the game. Return was the longest by an Owl since Austin Trammell returned a kick 54 yards vs. Wake Forest in 2019.

### 2020

Played in only two games, but was second on the squad with 195 yards on the ground in 2020 and led the running backs with a 4.3 average per carry... Topped 100 yards for the second time in his career, rushing for 111 on 25 carries at Southern Miss... Rushed for 84 yards on 20 carries in the opener vs. Middle Tennessee, his most extensive action since leading the team with 66 yards on 14 carries vs. Marshall in 2019.

### 2019

Saw action in three games after rehabbing from offseason surgery and was able to preserve his redshirt... Rushed for 114 yards on the season and also caught his first career passes (3 for 37 yards)... Returned to action vs. Southern Miss and also played against Marshall and Middle Tennessee... Rushed for a season-high 66 yards on 14 carries vs. Marshall and carried the ball a season-high 20 times (42 yards) vs. the Blue Raiders... Caught one pass for nine yards vs. Marshall and a pair of passes for 28 yards at Middle Tennessee.

### 2018

Closed his initial season strongly, earning C-USA Offensive Player of the Week honors after setting a Rice freshman record with 224 yards (27 carries) and a pair of long touchdowns against ODU in the season finale... 224 yards rushing matched the fifth-best total in school history (Chad Richardson, 1998)... Scorched the Monarchs with an 80-yard TD late in the third quarter to snap a 13-13 tie... Jaunt was the longest scoring run by an Owl since 2011 and the second-longest in C-USA in 2018... Iced the game in the fourth quarter with a 62-yard TD run... Scored his first career touchdown on a five-yard run at LSU... Named Player of the Week for the offensive scout team for his work prior to the Houston game.

### James Martin High School

Three-year starter for Bob Wager who led the Warriors to the 6A D1 Region 1 semifinals as a senior... Threw for 1,022 yards and eight touchdowns and ran for 684 and scored 20 times as a senior after rushing for 1,481 on 169 carries (8.8 per carry) and scoring 24 times as a junior... A member of Dave Campbell Texas Football's top 300 as well as DCTF's postseason Class of 2018... Serves on the Student Council and named Warrior of the Month

# 2022 Rice Owls

## Personal


Full name: Juma Otoviano... Born: September 15 at Arlington, Texas... Parents: Zeno Toviano and Sharon Menkins ... (one brother, one sister)... Rice major: Psychology... Rice College: Wiess

### Juma Otoviano's Career Stats

RUSHING	ATT	YARDS	YDS/ATT	LONG	TD
2018	65	364	5.6	80	3
2019	37	114	3.1	14	0
2020	45	195	4.3	20	0
2021	4	6	1.5	4	1
TOTALS	151	679	4.5	80	4

## Single Game Highs

Rushing Attempts: 27 vs. Old Dominion (N 24, 2018)  
Rushing Yards: 224 vs. Old Dominion (N 24, 2018)  
Rushing Touchdowns: 2 vs. Old Dominion (N 24, 2018)



## AJ PADGETT

# 12

QB, 6-3, 225, FRESHMAN  
FRISCO, TEXAS  
REEDY HS

## Frisco Reedy High School

Two-time All-District 5-5A D1 selection for coach Chad Cole who threw for 4,940 yards and 43 touchdowns in 18 career starts for the Lions... Also rushed for 10 touchdowns in his career... Threw for 1,789 yards and 21 touchdowns in eight games as a senior and added 210 on the ground and four scores, leading Reedy into the playoffs... Top game was a 351-yard effort vs. Wakeland... Also competed in track... National Honor Society.

## Personal

Full Name: Aaron James Padgett ... Born April 25 at Ashland, Ohio ... Parents: Eric and Monica Padgett ... three sisters ... One sister (Peyton) played basketball at Harding University from 2016-20, starting 90 of 98 career games at guard ... Rice major; Undeclared ... Rice College: Duncan



## CEDRIC PATTERSON III

# 4

WR, 5-11, 190, GRADUATE  
CROSBY, TEXAS  
NEW MEXICO

## Honors

Conference USA Commissioner's Honor Roll (2022)... George R. Brown Offensive Award (receiver) (2021)

## 2021

Enjoyed the most productive season of his career in his first season with the Owls... Finished the season with 38 receptions for 583 yards-both second on the team-and six touchdown receptions to lead the Owls... Came to the Owls with 16 receptions, 301 yards, and three TD receptions in three years at New Mexico... Led the receiving corps with 686 snaps after having 467 in three years at New Mexico... Topped 100 yards for the first time in his career with 108 vs. Texas Southern and added 100 vs. WKU... Two of his touchdowns came in the last minute of games to force overtime (12 yards with 16 left vs. North Texas) and provide the winning points (3 yards with 1:01 vs. LA Tech) while a third came with 12 seconds left in the first half (33 yards at UTEP)... Combined with Jake Constantine on a 73-yard TD strike on the first play of the TSU game for the longest play in either's career and the longest TD pass play for Rice since Driphus Jackson and Jordan Taylor struck from 88-yards on the first play vs. North Texas in 2014... Scored the first rushing touchdown of his career on a 38-yard end-around vs. Southern Miss... Has 10 career touchdowns (Rice 7, New Mexico 3), six of at least 33 yards (62, 39, and 38 yard TD receptions at New Mexico; 73 and 33-yard receptions and 38-yard rush with Rice).

## 2020 (Junior - New Mexico)

Played in six of seven games and caught seven passes for 64 yards... Top effort was against Utah State, catching a career-best three passes for 37 yards.

## 2019 (Sophomore - New Mexico)

Played in 12 games, catching eight passes for 198 yards (24.1 average) and two touchdowns ... Caught two passes, including a career-long 62-yard touchdown against New Mexico State ... also caught two passes against Air Force for 29 yards ... Had a 38-yard touchdown against San Jose State ... Caught one pass in the season finale against Utah State for 30 yards... Mountain West All-Academic in 2019 and named Mountain West Scholar-Athlete in 2019-20.

## 2018 (Freshman - New Mexico)

Retained his redshirt while playing in two games... Made his collegiate debut vs. Utah State.

## Crosby High School

Lettered in football and track at Crosby High School for coach Jeff Riorden, the same school that produced former Owl standouts Aston and Austin Walter ... caught 54 passes for 1,047 yards and 13 touchdowns as a senior ... averaged 116.3 yards receiving per game ... earned Area 21-5A All-District honors ... had a PR in track of 10.90 in the 100-meters in 2017.

## Personal

Born on July 13... graduated with a degree in psychology in a little over two years.

### Cedric Patterson's Career Stats

RECEIVING	REC	YARDS	YDS/REC	LONG	TD
2018	0	0	0.0	0	0
2019	8	198	24.8	62	2
2020	8	103	12.9	39	1
2021	38	583	15.3	73	6
TOTAL	54	884	16.4	73	9

## Single Game Highs

Receptions: 7 vs. WKU (N 13, 2021)  
Receiving Yards: 108 vs. Texas Southern (S 25, 2021)  
Receiving TDs: 2 vs. Louisiana Tech (N 27, 2021)  
Rushing Yards 38 vs. Southern Miss (O 2, 2021)  
Rushing TDs: 1 vs. Southern Miss (O 2, 2021)



## JOSH PEARCY

# 12

LB/DE, 6-2, 243, SOPHOMORE  
MOORESTOWN, N.J.  
MOORESTOWN HS

## 2021

Third on the team with 7.5 TFL and four sacks as well as 17 total pressures (sacks/hits/hurries) according to PFF, fourth with 58 tackles... Tied for the team lead with seven special teams tackles... Credited with four total pressures at UTSA and added three vs. Texas Southern and Southern Miss... Led the team with a career-high 11 tackles in a start vs. Southern Miss... Credited with three tackles while sharing a sack with Ikenna Enechukwu in the opener.

## 2020

Standout on special teams who saw increasing action in the first two games and then made his starting debut at North Texas... Second on the team with seven tackles and led the team with a TFL vs. the Mean Green... Picked off his first career pass, shared a TFL and was credited with six tackles vs. Marshall... Tied for the team lead three tackles for loss and led the team with four special teams tackles.

## 2019

Redshirted



# 2022 Rice Owls

## Moorestown High School

All-South Jersey, All-Burlington County and All-West Jersey - Liberty League for coach Beau Sherry as a senior... 30th ranked player in New Jersey... Credited with eight sacks, 12 tackles for loss, forced four fumbles and scored six touchdowns as a senior for the Quakers... Named the Moorestown Defensive MVP as a junior... Compiled 30 tackles for loss, forced five fumbles, picked off four passes and scored 20 touchdowns in his career... First Rice signee from New Jersey since Jason Lucas (Pemberton) in 1987... Competed in track and was a member of Moorestown's sprint medley relay that was fourth at the 2017 New Balance Nationals... 2018 Burlington County All-Academic Team... 2016 -2017 Scholar Athlete Award... Boys State selection.

## Personal

Full name: Joshua Percy... Born: June 4 at Moorestown, New Jersey.. Parents: Cornell and Yvette Percy... One sister... Rice major: Sport Management... Rice College: Martel

### Josh Percy's Career Stats

DEFENSE	UT	AT	TOT	SACK	TFL	FF	FR	INT	PD
2019	0	0	0	0.0/0	0.0/0	0	0	0	0
2020	6	10	16	1.0/11	3.0/15	0	0	1	1
2021	23	35	58	3.0/16	5.0/21	1	0	0	0
<b>TOTALS</b>	<b>29</b>	<b>45</b>	<b>74</b>	<b>4.0/27</b>	<b>8.0/36</b>	<b>1</b>	<b>0</b>	<b>1</b>	<b>1</b>

## Single Game Highs

Tackles: 11 vs. Southern Miss (O 2, 2021)  
Sacks: 1.0, 4x, last vs. Louisiana Tech (N 27, 2021)  
TFL: 1.5 at Southern Miss (O 31, 2020)  
Interceptions: 1 at Marshall (D 5, 2020)



## FAAE PEPE

# 62

OL, 6-4, 377, SOPHOMORE  
BELLFLOWER, CALIF.  
ORANGE LUTHERAN HS

## Honors

C-USA Commissioner's Honor Roll (2022)

## 2021

Made his debut vs. Texas Southern and went on to play in seven games, closing the season by making his first career start in the finale vs. LA Tech.

## Orange Lutheran High School

One of the anchors of the Lancers offensive line for coach JP Presley in the Trinity League, Pepe was the first of the 2021 class to commit to Rice... Current Owls wide receiver Jake Bailey is a Trinity League product... Orange Lutheran saw its season delayed due to the pandemic until the spring but Pepe did not participate.

## Personal

Full name: Fa'aeanu'u Zyar Pepe... Born: May 3 at Long Beach, California... Parents: James and Apa'au Pepe... One brother, one sister... Nephew of four-time Super Bowl champion Jesse Sapolu (49ers) and the cousin of USC defensive lineman Kobe Pepe... Rice major: Undeclared... Rice College: Wiess.



## TREY PHILLIPPI

# 72

OT, 6-5, 272, FRESHMAN  
MONTGOMERY, TEXAS  
MONTGOMERY HS

## Honors

Conference USA Commissioner's Honor Roll (2021, 2022)

## 2021

Made his debut in the opener vs. Arkansas.

## 2020


Earned a letter as a member of the squad during the pandemic impacted season but did not see action in any games.

## Montgomery High School

Three-year starter for coach John Bolfig at Montgomery on the offensive line... Member of the Houston Chronicle's Top 100... Three-time Academic All-District... Named Montgomery's Sophomore of the Year in his first year of varsity action... Played basketball and competed in shot and discus in track... Played against fellow Rice recruit Braedon Nutter in basketball... Student Council member... FCA... Earned his pilot's license while in high school.

## Personal

Full name: Trey Phillippi.. Born: October 22 at The Woodlands. ... Parents: Thomas and Rebecca Phillippi...(one sister)... Rice Major: Business... Rice College: Jones.



## GAVIN REINWALD

# 82

TE, 6-3, 230, GRADUATE  
ELK GROVE, CALIF.  
ELK GROVE HS/CALIFORNIA

## California

## 2021

Played in all 12 games (2 starts) for the Bears in 2021 ... Made the most of his four receptions (55 yards), matching his career-high with two touchdown receptions ... Four-yard TD vs. Oregon gave the Bears a 17-10 lead at Oregon at the start of the fourth quarter ... Followed that up the following week with a career-long, 31-yard scoring reception to extend Cal's lead over Colorado to 20-3 ... Credited with his first career tackle vs. Sacramento State.

## 2020

Played in all four games with two starts and contributed two receptions for 10 yards ... Had a single catch in each of his last two games picking up six yards against Stanford and four against Oregon.

## 2019

Played in a career-high-tying 12 of 13 games possible including starts in three consecutive contests early in the campaign at Washington, vs. North Texas and at Ole Miss ... Posted career-highs of 14 catches and 146 yards receiving while equaling a career-high two touchdown catches along with recording his lone career kick return for five yards ... Compiled 11 catches, 101 yards receiving and two touchdown grabs over the final six games, capping his season by catching a two-yard TD in the Red Box Bowl vs. Illinois to extend the Bears' lead to 28-13 ... Had three receptions for 34 yards and his first career touchdown catch vs. Washington State ... Had one reception for 11 yards vs. North Texas.

## 2018

Played in one game off the bench against Idaho State but redshirted and did not use a season of eligibility.

# 2022 Rice Owls

## 2017

One of only four true freshmen to see game action for Cal ... Played in all 12 games including his first career start against Ole Miss, contributing 11 catches and 104 yards receiving ... Recorded a career-high four receptions for 34 yards against Washington State ... Recorded two catches for a team-high and career-high 37 yards receiving at Washington (also career-high 37 all-purpose yards) including a 23-yard reception.

### Elk Grove High School

Earned All-NorCal honors as well as Delta League Co-Offensive Player of the Year and Sacramento Bee All-Metro as a senior at Elk Grove High School for coach Chris Nixon... Caught 60 passes for 933 yards receiving with 17 touchdown grabs as a senior and 110 passes for 1873 yards and 30 touchdowns over three varsity seasons.

### Personal

Full Name: Gavin Reinwald ... Born: August 10 ... Parents: Olaf and Rachell Reinwald .. Played prep football with his twin brother Zach Reinwald and older brother Trevor Reinwald ... Received his undergraduate degree from Cal in environmental economics and policy.



**NOAH ROBERTSON**

63

OL, 6-5, 295, SOPHOMORE  
JACKSONVILLE, FLA.  
UNIVERSITY CHRISTIAN/STETSON

### Honors

PFL Academic Honor Roll (2021)

### Stetson

Signed with the Hatters in 2020, but did not see action in the spring or fall seasons in 2021.

### University Christian High School

Two-year starter for coach David Penland III who was a member of a 2016 state champion and a state runner-up in 2017 ... Played both guard and center ... Senior class president ... National Honor Society, Beta Club and Excel Club ... Excel Club Student of the Year ... Volunteered at the Florida Baptist Children's home and at the Palm Gardens Nursing Home.

### Personal

Full name: Noah Robertson... Born: August 5 at Jacksonville, Florida... Parents: David and Joy Robertson... Five brothers, one sister... Rice major: Undeclared ... Rice College: Hanszen



**BRADLEY ROZNER**

2

WR, 6-5, 204, JUNIOR  
NEEDVILLE, TEXAS  
CISCO JC

### At Rice

C-USA Commissioner's Honor Roll (2020, 2022)... All-Conference USA: 2019 Phil Steele (second team) PFF (third team) Coaches (honorable mention)

## 2021

Returned to action with a start in the opener at Arkansas but was injured after a pair of catches for 30 yards and missed the remainder of the season.

## 2020

Elected to sit out the season after suffering an injury when practices began in October... Named to the Biletnikoff Award preseason watch list.

## 2019

All-Conference USA second team pick by Phil Steele, third team honoree by PFF and honorable mention selection by league coaches... Led the Owls with 770 yards receiving and 5 touchdown receptions, second with 55 receptions... 770 yards and 55 receptions are the most for a first-year Owl since 1951 (first year for stats in media guides)... Seventh in C-USA with 64.2 yards receiving per game and 10th with 4.6 receptions per game... Had four games with over 100 yards receiving, second most in Conference USA and the most by an Owl since Jordan Taylor had four in 2014... Two of them came in his first four games, the first Owl since Jarett Dillard and James Casey in 2008 to do so... Caught three touchdowns vs. Middle Tennessee and was tied for fourth in C-USA with five touchdown receptions in conference games... Drew nine pass interference penalties for 110 yards... One of three members of Mike Bloomgren's second recruiting class who joined the Owls in January and participated in spring drills.

### Cisco JC

Honorable Mention NJCAA All-America after leading the JuCo ranks with 13 touchdown receptions last season for coach Russell Thompson at Cisco College... Caught 44 passes for 616 yards for the Wranglers... Caught eight of his 13 touchdowns in the final four games. Was injured in the first game of the 2016 season and sat out the remainder of the year... Re-injured in the spring of 2017 and missed the 2017 season.

### Needville High School

Unanimous All-District 12-4A as a senior in 2015 at Needville for coach Mike Giles, finishing with 33 receptions for 805 Yards and eight touchdowns... Earned second team all-district honors in basketball... Competed in the high jump, with a best mark of 6'9"... Academic All-State selection... FFA.

### Personal

Full Name: Bradley Mitchell Rozner... Born: April 14 at Wharton, Texas... Mother: Dina Rozner... One brother.. Rice major: Accounting... Rice College: Will Rice.

#### Bradley Rozner's Career Stats

RECEIVING	REC	YARDS	YDS/REC	LONG	TD
2019	55	770	14.0	55	5
2021	2	30	15.0	20	0
<b>TOTALS</b>	<b>57</b>	<b>800</b>	<b>14.0</b>	<b>55</b>	<b>5</b>

### Single Game Highs

Receptions: 9 at UTSA (O 19, 2019)  
Receiving Yards: 138 at UTSA (O 19, 2019)  
Receiving Touchdowns: 3 at Middle Tennessee (N 16, 2019)



**ALEX SCHERLE**

83

TE, 6-5, 241, FRESHMAN  
ROCHESTER HILLS, MICH.  
NOTRE DAME PREP

### Notre Dame Prep

Two-year starter for coach Pat Fox as both a tight end and defensive end ... Caught 28 passes for 400 yards and three touchdowns on offense and added 30 tackles (20 for loss/six sacks) on defense ... Also played basketball for three years, helping guide the Fighting Irish to a pair of district titles and one regional championship ... NDP Scholar-Athlete of the Year ... Varsity Club, Entrepreneurship Club, Stock Club.

### Personal

Full name: Alexander Scherle ... Born: October 22 at Wiesbaden, Germany... Parents: Greg and Toni Scherle... One brother, two sisters... Rice major: Undeclared... Rice College: McMurtry

# 2022 Rice Owls



**TREY SCHUMAN**  
**DE, 6-2, 267, SENIOR**  
**BURLESON, TEXAS**  
**BURLESON HS**

**7**

**At Rice**

CoSIDA Academic All-District® 7 (2020, 2021)... C-USA Commissioners' Academic Medal (2018, 2019, 2020, 2021, 2022)... C-USA Honor Roll (2018, 2019, 2020, 2021, 2022)... Rice Scholar Athlete (2020)... Rice Honor Athlete (2021)... James Glanville Award (2019, 2020)

**2021**

Credited with a career-best 40 tackles while playing in nine games... Previous best was 28 tackles in eight games in 2019... Picked up three sacks, bettering his career total of two coming into 2021, including two in his last three games... Reached double figures in tackles for the first time in his career when he was credited with 10 in the win over Southern Miss.

**2020**

Repeated as the Glanville Award winner for his excellence both on the field and in the classroom... Led the team with 4.5 TFLs... Credited with seven tackles against Marshall to led the D-line... Credited with a career-best 3 TFL, including his second career sack, in the opener vs. Middle Tennessee.

**2019**

Started eight games at defensive end and finished with a career-best 28 tackles, 2.5 TFL and one sack... Made his starting debut in the opener at Army and was credited with a career-high eight tackles... Credited with five tackles vs. Wake Forest... Picked up his first career sack vs. Marshall... Missed the final three games because of an injury.

**2018**

Saw action in all 12 games and was credited with his first two career tackles at Wake Forest... Credited with a career-high three tackles vs. UAB and matched that vs. UTEP... Recorded all of his 12 stops over the last nine games.

**2017**

Made his collegiate debut against Stanford in the Sydney Cup in Australia, but suffered and injury, missed the remainder of the year and was granted a medical hardship.

**Burleson High School**

Two-time All-District 9-5A selection and a three-year starter for coach Gary McElroy at Burleson... Two-time All Johnson County and 2016 Subway Super Team... Finished with 70 tackles, 22 hurries, 12 TFL and eight sacks as a senior and 190 tackles, 54 hurries, 27 TFL, 21 sacks, five PBU and four forced fumbles in his career... National Honor Society member and THSCA Academic All-State selection.

**Personal**

Full name: Harold Cecil Shuman III ... Born: December 22 at St. Louis, Mo... Parents: Harold and Elizabeth Schuman... (one brother, one sister)... Father played at Graceland University and great uncle (Tracey Mack) played at Missouri and for two years in the CFL with Winnipeg, Saskatchewan and Ottawa... Rice major: Managerial Studies/Economics... Rice College: Hanszen.

**Trey Schuman's Career Stats**

DEFENSE	UT	AT	TOT	SACK	TFL	FF	FR	PD	QBH
2018	8	4	12	0.0/0	1.5/3	0	0	0	0
2019	10	18	28	1.0/8	2.5/12	0	0	0	5
2020	12	8	20	1.0/3	4.5/9	0	0	0	0
2021	17	23	40	3.0/22	5.0/25	1	0	0	0
<b>TOTALS</b>	<b>47</b>	<b>53</b>	<b>100</b>	<b>5.0/33</b>	<b>13.5/49</b>	<b>1</b>	<b>0</b>	<b>0</b>	<b>5</b>

**Single Game Highs**

Tackles: 10 vs. Southern Miss (O 2, 2021)  
 TFL: 3.0 vs. Middle Tennessee (O 24, 2020)  
 Sacks: 1.0, 5x, last vs. Louisiana Tech (N 27, 2021)



**CLAY SERVIN**  
**OL, 6-4, 300, JUNIOR**  
**RICHARDSON, TEXAS**  
**J.J. PIERCE HS**

**71**

**At Rice**

CoSIDA Academic All-District® 7 (2020)... C-USA Commissioner's Honor Roll (2019, 2020, 2021, 2022)... Rice Honor Athlete 2021... All-Conference USA... 2020 Coaches (Honorable Mention)

**2021**

Started all 12 games to extend his streak to 25 and his career total to 31... Consecutive starts streak leads all returners on the team... Second on the team with 811 snaps this year and flagged for only two penalties during the season.

**2020**

Started all five games in 2020 and comes into 2021 with a streak of 13 consecutive starts which leads the offense and trails only Elijah Garcia (15) on the team... Played 352 snaps in 2020 and has logged 1,052 over last two seasons, second only to Shea Baker's 1,071... Lineman of the Game in the win over Southern Miss... Phil Steele All-Conference USA preseason team (4th team)

**2019**

Started 11 of 12 games at left tackle for the Owls... Missed the Baylor game with an injury... Named to PFF Eckrich Conference USA Team of the Week for his performance in the season-ending win at UTEP as the Owls rushed for a season-high 256 yards... Phil Steele preseason All-USA (second team)

**2018**

Made his playing debut vs. UAB and his starting debut the following week at FIU... One of three true freshmen to start on the offensive line for the Owls in 2018 (Cole Garcia and Jake Syptak).

**J.J. Pierce High School**

Two-year starter and 2016 All-District 9-6A selection for coach David Collins at Pearce... Spearheaded the blocking for the Mustangs attack that finished second in the district in rushing and total offense while reaching the second round of the 6A D2 state playoffs... Credited with 27 pancakes and 91 big blocks as a senior and 35 pancakes and 147 big blocks in his career... Also played soccer for three years and earned all-district honors... Academic All-State selection and a member of the National Honor Society... Participated in SOS lifeguards, Spanish club, Finance club and Math club.

**Personal**

Full name: Clay Thomas Servin... Born: August 8 at Dallas, Texas... Parents: Steve and Susan Servin... (three brothers, two sisters)... Mother played golf at TCU and an aunt (Nance Thompson) played volleyball for Navy... Rice major: Economics... Rice College: Duncan

# 2022 Rice Owls



## KENNY SEYMOUR, JR

# 42

LB, 6-3, 229, FRESHMAN  
LEAGUE CITY, TEXAS  
FORT BEND MARSHALL HS

### 2021


Saw action in four games while retaining his redshirt... Made his debut vs. North Texas and also saw action against Charlotte, WKU, and UTEP... Credited with his first career tackle at UTEP.

### Fort Bend Marshall High School

Three-year starter, the last two for coach James Williams, at Fort Bend Marshall... Led the Buffalos to the 5A D2 Region III championship game after reaching the state championship the previous two years... Dave Campbell's Texas Football's Top 25 Linebackers and a member of the Texas Top 300... Houston Chronicle's Top 100... All-District 11 5A D2 selection last year and has been credited with 303 tackles (204 solo), seven sacks, 21 TFLs, five fumble recoveries, three forced fumbles, two defensive touchdowns and one interception in his career... Began his varsity career at Clear Falls... Competed in track and field... 2nd team THSCA Academic All-State.

### Personal

Full name: Kenneth Bernard Seymour Jr... Born: September 20 at San Diego, California... Parents: Kenneth Jr. and Chateara Seymour... One sister... Cousin (Damone Clark) is a senior linebacker at LSU... Rice major: Undeclared... Rice College: Baker.



## AIDAN SIANO

# 44

LB, 6-0, 235, SOPHOMORE  
LEAGUE CITY, TEXAS  
FORT BEND MARSHALL HS

### Honors at Rice

Conference USA Commissioner's Honor Roll (2022)... All-Freshman C-USA (2021)... Joe F. Lipscomb Award (2021)

### 2021

All-Freshman C-USA by conference coaches and won the Lipscomb Award (selected by teammates) as the Owls' top freshman... Saw action in the first nine games on special teams and as a reserve at linebacker before moving into the starting lineup vs. WKU... Credited with three tackles in his first start and followed that up with a career-best five at UTEP, including a share of his first career sack... Finished the season with 15 tackles, 11 of them in his three starts to end the year.

### Prosper High School

All-State (Texas Sports Writers Association) and District 5-6A Defensive Player of the Year as a senior for the Eagles and coach Brandon Schmidt... Led Prosper to the of the 6A D2 quarterfinals where they fell in overtime to Denton Guyer... Dave Campbell's Texas Football's Top 25 Linebackers and a member of the Texas Top 300... Second team All-District 9-6A pick as a junior and defensive newcomer of the year as a sophomore.

### Personal

Full name: Aidan Siano.. Born: September 27 at Manassas, Virginia... Parents: Dave Siano and Maeve Siano... One sister... Rice major: Undeclared... Rice College: Jones.

### Aidan Siano's Career Stats

DEFENSE	UT	AT	TOT	SACK	TFL	FF	FR	PD	QBH
2021	3	12	15	0.5/5	0.5/5	0	0	0	0

### Single Game Highs

Tackles: 5 at UTEP (N 20, 2021)  
TFL: 0.5 at UTEP (N 20, 2021)  
Sacks: 0.5 at UTEP (N 20, 2021)



## PEYTON STEVENSON

# 19

WR, 6-3, 193, FRESHMAN  
DEMOPOLIS, ALA.  
DEMOPOLIS HS

### Honors

C-USA Commissioner's Honor Roll (2022)

### 2021

Did not see action in his first season at Rice.

### Demopolis High School

Three-year starter for coach Brian Seymore who helped lead Demopolis to the second round of the of the 2020 5A AHSAA Football Championships after capturing the Region 3 title... Switched from quarterback to receiver as a senior and caught 30 passes for 502 yards and six touchdowns and ran for 260 yards and three additional touchdowns as a senior... Threw for 2,536 yards and 27 touchdowns and added 1,097 yards and 12 TDs on the ground in his career... National Beta Club, Mu Alpha Theta, Science National Honor Society and Boys State participant... Volunteer coach for the youth football and basketball teams in Demopolis.

### Personal

Full name: Rance Peyton Stevenson... Born: September 18 at Tuscaloosa, Alabama... Parents: Rance and Marnise Stevenson... One brother... Rice major: Undeclared... Rice College: Will Rice.



## GABE TAYLOR

# 26

DB, 5-10, 190, SOPHOMORE  
MIAMI, FLA.  
GULLIVER PREP

### Honors

C-USA Defensive Player of the Week (October 25)... Paycom Jim Thorps Award Player of the Week (October 25)... Frisco Bowl Defensive Player of the Week (October 25)... All-Conference USA ... 2021 Coaches (honorable mention) Pro-Football Network (first team)... 2021 Defensive Rookie of the Year (ProFootball Network).

### 2021

Led the team with 44 unassisted tackles, second with three interceptions and eight passes defensed, and fifth with 56 tackles... C-USA Defensive Player of the Week for his performance at UAB... Credited with a career-high 10 tackles, forced a fumble, and broke up a last gasp pass attempt by UAB to key the Owls win over the Blazers... Forced a fumble on the Blazers' first play of the game after Rice had taken a 7-0 lead, setting the Owls up for their second TD of the opening minutes... Two of his 10 tackles forced Blazers punts at the end of the second and start of the third quarter with Rice holding a 20-14 lead... Picked off his first career pass at Texas and added seven tackles against the Longhorns.

### 2020

Made his debut in the opener vs. Middle Tennessee and his first career start at Southern Miss. Credited with his first four tackles vs. Southern Miss and added a fourth at North Texas.



## Gulliver Prep

Highest rated recruit signed by Rice in the 247 era... One of six finalists for the Nat More Trophy which recognizes the top high school football player in Miami-Dade, Broward and Monroe Counties... Named the Miami-Dade Class 4A-1A Male Athlete of the Year: by the Miami Herald... Returned to football for the first time since he was in 8th grade after concentrating on basketball and put together standout season for coach Earl Sims at Gulliver Prep... Picked off 10 passes and returned five for touchdowns to help spark the Raiders to the top seed in the 4A playoffs... Also took snaps as the quarterback in the wildcat formation and rushed for 153 yards and three touchdowns on 12 carries... Standout basketball player who has played on the varsity since his freshman year of high school and was nominated for the 2020 McDonalds All-American game... Recorded a quadruple double as a senior vs. Oxbridge Academic (21 points, 11 assists, 10 rebounds, 10 steals).

## Personal

Full Name: Gabriel Taylor... Birthday: September 27... Parents: Pete and Simone Taylor... Three brothers and two sisters... Younger brother of former Miami Hurricane and Washington Redskin standout Sean Taylor who played his home games on a field named after his late brother... Rice Major: Undeclared... Rice College: Will Rice.

Gabe Taylor's Career Stats

DEFENSE	UT	AT	TOT	SACK	TFL	INT	FF	FR	PD
2020	4	1	5	0	0	0	0	0	0
2021	44	12	56	0	1.0/4	3	1	1	8
<b>TOTALS</b>	<b>48</b>	<b>13</b>	<b>61</b>	<b>0</b>	<b>1.0/4</b>	<b>3</b>	<b>1</b>	<b>1</b>	<b>8</b>

## Single Game Highs

Tackles: 10 at UAB (O 23, 2021)  
 TFLs: 1.0 vs. Louisiana Tech (N 27, 2021)  
 Interceptions: 1, 3x, last vs. Louisiana Tech (N 27, 2021)  
 Forced Fumbles: 1 at UAB (O 23, 2021)



**THOMAS THOLEN II**  
 DS, 6-2, 224, SOPHOMORE  
 KANSAS CITY, KAN.  
 BUTLER CC

47

## Honors

C-USA Commissioner's Honor Roll (2022)

## 2021

Did not see action.

## Butler CC

After attending Kansas State for one year, decided to resume his football career and played for coach Tim Schaffner at Butler during the Grizzlies season that was moved to the spring of 2021... Named to the NJCAA All-Academic first team after posting a 4.0 GPA.

## Saint Thomas Aquinas High School

Three-year starter at guard and center for coach Randy Dreiling who helped lead Aquinas to the 2018 Kansas 5A state title... Started all 13 games at center for the 13-0 Saints... Three-time All Eastern Kansas league selection... Also lettered three times in track and played volleyball on team that finished second in the state in his senior year... Kansas City Star Top Scholar Athlete nominee and Pax Christi Award (top Senior award)... Received the Medallion Scholarship to Kansas State University.

## Personal

Full name: Thomas Patrick Tholen II... Born: August 8 at Shawnee, Kansas... Parents: Tom and Chris Tholen... One brother, two sisters... Sister (Morgan) played volleyball at Colorado in 2010... Rice major: Sport Management... Rice College: Martel.



**TYSON THOMPSON**

11

WR, 5-9, 183, SOPHOMORE  
 SPRING, TEXAS

KLEIN HS/HOUSTON BAPTIST

## Honors

HERO Sports FCS Freshman All-America Team (2021)... All-Southland Conference Second Team KR (2021)... Southland All-Academic Team (2021).

## Houston Baptist 2021

Enjoyed a breakout freshman year ... Finalist for the Stats Perform FCS Jerry Rice Award, which honors the FCS Freshman of the Year ... Third in FCS with 152.5 all-purpose yards per game and eighth with 1,525 all-purpose yards (562 receiving/109 punt returns/854 KO returns) ... Led FCS with 854 yards on kickoff returns and second with 33 kickoff returns ... Ranked second in the Southland Conference in kickoff returns with a 25.9-yard average and in punt returns with a 9.9-yard average ... Only Southland player to return both a kickoff and punt return for a touchdown ... Had a 44-yard punt return for a touchdown at New Mexico and an 89-yard kickoff return for a touchdown against Nicholls ... Had at least one reception in each of the 10 games he played in 2021 and in all 14 games of his career at HBU ... Had five games with at least six receptions, highlighted by a career-best 16 vs. Incarnate Word ... Topped 100 yards in back-to-back games vs. Incarnate Word (103) and Northwestern State (113 on nine receptions).

## 2020

Played in four games, catching a pass in each.

## Klein High School

Three-year letterman at Klein High School for coach Shane Hallmark and also lettered all four years in track, two years in basketball, and baseball... Dave Campbell's Texas Football Hot 300 District 15-6A MVP as a junior with 56 catches for 950 yards, 10 touchdowns, four interceptions, and two kick return touchdowns... was the district's Offensive Newcomer of the Year as a sophomore with 27 receptions for 440 yards and three touchdowns

## Personal


Full name Tyson Thompson ... Born: March 26 at Bryan, Texas.. Parents: Tyrone and Amy Thompson ... Two brothers, one sister ... Older brother JP was a two-year letterman at Rice (2014-16) and sister Tiana is committed to play soccer at SFA ... Rice Major: Business... Rice College: Jones

Tyson Thompson's Career Stats (Houston Baptist)

RECEIVING	REC	YARDS	YDS/REC	LONG	TD
2020	4	38	9.5	17	0
2021	57	562	9.9	51	2
<b>TOTALS</b>	<b>61</b>	<b>600</b>	<b>9.8</b>	<b>51</b>	<b>2</b>

## Single Game Highs

Receptions: 16 at Incarnate Word (O 30, 2021)  
 Receiving Yards: 113 at Northwestern State (N 6, 2021)  
 Receiving Touchdowns: 1, 2x, last at Incarnate Word (O 30, 2021)



**QUENT  
TITRE**

92

DL, 6-2, 291, GRADUATE  
MISSOURI CITY, TEXAS  
RIDGE POINT HS/ABILENE CHRISTIAN

**Honors**

CoSIDA Academic All-District® 7 (2020)... Southland All-Academic Team (2020)... Academic All-WAC (2021).

**Abilene Christian**

Played in 36 games over four seasons and was credited with 65 tackles ... Credited with a career-high six tackles and his third career sack vs. Eastern Kentucky in 2021.

**Ridge Point High School**

All-District 20-6A as a senior for coach Brent Sniffin where he was a part of four district championship teams including a state 5A-D2 state semifinalist in 2015 ... Credited with 44 tackles and a pair of sacks as a senior.

**Personal**

Full name: Quent Titre... Born: November 28 at Bronx, New York... Parents: Glen and Vanessa Titre ... One sister... Received his undergraduate degree from ACU in Computer Science.



**CHRISTIAN  
VANSICKLE**

31

K/P, 6-1, 205, GRADUATE  
CHARLOTTE, N.C.  
BUTLER CC

**Honors**

C-USA Commissioner's Honor Roll (2022)

**2021**

Grad transfer from Elon who handled the bulk of kickoff chores while also taking over placekicking duties over the last nine games... Opened the season by averaging 63.2 yards on four kickoffs at Arkansas in addition to picking up special teams tackle... Made his first appearance as a placekicker since his freshman season at Elon (2017) and converted six of seven PATs vs. Texas Southern... Had converted his only two attempts at Elon... Connected from 41 yards out vs. Southern Miss for his first career collegiate field goal and his first since connecting for Charlotte Christian HS against Providence Day HS on Oct 28, 2016... Added a second field goal at UAB, a third vs. North Texas, and a fourth at Charlotte.

**Elon**

Saw action in 16 games at Elon in his career, with a high of 10 in 2018... Used primarily on kickoffs (56 for an average of 58.6 yards, five touchbacks and six out of bounds), but also converted a pair of extra points as a freshman in 2017.

**Charlotte Christian School**

Two-year starter for coach Jason Estep... Was 7/9 on field goals and 16/20 on extra points.

**Personal**

Full name: Christian Jon VanSickle... Born: March 10 at Salem, Massachusetts... Parents: Eric and Laura VanSickle... One brother, one sister.



**CAL  
VARNER III**

97

DE, 6-4, 267, FRESHMAN  
KATY, TEXAS  
KATY

**Honors**

C-USA Commissioner's Honor Roll (2022)

**2021**

Saw action in three games while retaining his redshirt... Made his debut vs. WKU and also saw action vs. UTEP and LA Tech.

**Katy High School**

Blossomed in his first year as a starter for coach Gary Joseph, culminating with being named the defensive MVP of the Texas 6A D2 championship game as Katy blasted Cedar Hill 51-14... Credited with two tackles, one sack and returned an interception 15 yards for a touchdown... Houston Chronicle Defensive Player of the Year and a member of the TSWA 6A All-State team after playing JV football as a junior... Credited with 51 total tackles, 20 tackles for a loss, eight sacks, 27 quarterback pressures, two fumbles caused, three fumbles recovered, one interception as a senior... Academic All State honorable mention.

**Personal**

Full name: Cal Varner III... Born: August 5 at Austin, Texas... Parents: Cal Jr. and RosCet King Varner ... One brother, one sister... Father (Cal Varner Jr.) played basketball for Texas in 1994-95 and grandfather (Cal Varner Sr.) played football at SFA... Rice major: undeclared...Rice College: Sid Richardson.



**BRAYLEN  
WALKER**

81

WR, 5-10, 173, FRESHMAN  
SULPHUR, LA.  
LAKE CHARLES COLLEGE PREP

**Sulphur High School**

All-District 3-5A selection as a junior at Sulphur HS for coach Chris Towery after averaging 26.9 yards per catch during the shortened 2020 campaign (17 for 457 yards)... His top game came against Southside, catching four passes for 167 yards and a pair of touchdowns, including one for 99 yards... Caught 33 passes for 408 yards as a sophomore... Was a member of two state finalist relays in track (4x100 & 4x200) as a senior at Lake Charles College Prep... Student of the Year nominee, Student Council, Spanish Club, and Seal of Bilingualism (given to students who have studied and attained proficiency in two or more languages by high school graduation).

**Personal**

Full name: Braylen Jarell Walker ... Born: February 3 at Lake Charles ... Parents: Brian and Yessica Walker ... Six brothers, three who also played football collegiately (Brian Jr., one year at McNeese State; Byron two years at Southern; Braden who was a teammate with incoming transfer Tyson Thompson at HBU) ... Major: Undeclared ... Rice College: Brown

# 2022 Rice Owls



## CONNOR WELSH

# 86

FB/TE, 6-3, 233, FRESHMAN  
NORTH RICHLAND HILLS, TEXAS  
BIRDVILLE HS

### Honors

C-USA Commissioner's Academic Medal (2022)... C-USA Commissioner's Honor Roll (2022)

### 2021

Walk-on who did not see action in his first season with the Owls.

### Birdville High School

Two-time All-District 5A-1 selection at tight end for coach Lon Holbrook at Birdville which finished 1-6 during the COVID-shortened 2020 season... Caught 13 passes for 163 yards and a touchdown as a senior and 27 passes for 350 yards and three scores in his career... AP Scholar with Distinction

### Personal

Full name: Connor Edward Welsh... Born: February 28 at Forth Worth, Texas... Parents: Mark and Christian Welsh ... Rice major: undeclared...Rice College: Martel.



## URIAH WEST

# 20

RB, 6-0, 235, GRADUATE  
DOUGLASVILLE, GA.  
DOUGLAS COUNTY/JACKSONVILLE STATE

### Jacksonville State

### 2021

Rushed for 377 yards in six games after missing the first half of the season ... Capped his career by topping 100 yards for the third time in his career in his final game with the Gamecocks, finishing with 105 yards and two touchdowns vs. Eastern Kentucky.

### Fall 2020/Spring 2021

Started seven of JSU's 13 contests throughout the fall and spring season ... Second on the team in rushing with 687 yards on 137 carries... Broke off a career-best, 66-yard run against Tennessee Tech... Recorded back-to-back games with over 100 yards rushing, including a career-high 116 in the upset victory against FIU... Scored a touchdown in four straight games, including two against Davidson in the first round of the FCS Playoffs... Added 17 catches for 195 yards including a 54-yard catch-and-run touchdown against Tennessee State to finish the season with 909 all-purpose yards.

### 2019

Appeared in 11 of 12 games his second year carrying the ball for JSU... Rushed for 137 yards (19 carried), including a 58 yard sprint against Tennessee Tech on Nov. 9... Returned five kickoffs for 53 yards to finish the year with 199 total all-purpose yards... Recorded a solo tackle against Tennessee Tech.

### 2018

Played in seven games as a freshman and carried the ball 31 times for 195 yards... Scored three touchdowns on runs of 11, 9 and 12 yards against Mississippi Valley State on Sept. 8 ... Returned a kickoff in the 2018 FCS Playoff matchup against Maine for 13 yards.

### Douglas County High School

Lettered four seasons for head coach Johnny White at Douglas County High School in Douglasville, Ga...received a two-star rating from Rivals.com...First team all-state, all-district and all-region selection for the Tigers...named a Rising Seniors All-Star during the 2017 campaign...Rushed for 1,496 yards and 13 touchdowns , averaging 9.2 yards per carry his senior season ... Atlanta Journal-Constitution First Team selection...received offers from Ball State, Bowling Green, Eastern Kentucky, Marshall, Samford, Toledo and Troy.

### Personal:

Full Name; Uriah West... Born on October 2 at Atlanta, Georgia ... Parents: Charles Ferrell and Annette West... two sisters ... Received his undergraduate degree in Biology at JSU.

### Uriah West's Career Stats (Jacksonville State)

RUSHING	ATT	YARDS	YDS/ATT	LONG	TD
2018	31	195	6.3	40	3
2019	19	137	7.2	58	0
2020	137	687	5.0	66	8
2021	57	373	6.5	43	2
<b>TOTALS</b>	<b>244</b>	<b>1,392</b>	<b>5.7</b>	<b>66</b>	<b>13</b>

### Single Game Highs

Attempts: 24 at FIU (O 23, 2020)  
Rushing Yards: 116 at FIU (O 23, 2020)  
Rushing Touchdowns: 3 vs. Mississippi Valley State (S 8, 2018)



## JEREMIAH WILLIAMS

# 23

CB, 5-10, 146, FRESHMAN  
DALLAS, TEXAS  
BISHOP LYNCH HS

### Bishop Lynch High School

Honorable Mention TAPPS All-District 1 as a senior for coach Brandon Moats as the Friars reached the state title game ... Three-year starter and team captain as a senior ... Special teams MVP ... Credited with 44 tackles, seven PBUs, two interceptions and forced fumbles on defense while returning a pair of kicks for touchdowns and also scoring three times on 10 receptions on offense ... Standout in track as well ... Captured the TAPPS state title in the 110 hurdles as a junior and finished second as a senior while also finishing second in the long jump, third in the 300-meter hurdles, and running a leg on the Friars' 4x200 relay which finished third ... Academic All-State in both football and track ... Pan-Africa Club.

### Personal

Full name: Jeremiah Williams ... Born: April 2 at Dallas, Texas... Parents: Dexter Williams and Sheniqua Parker ... Three brothers ... Rice major: undeclared... Rice College: Lovett



## JOSHUA WILLIAMS

# 14

SAF, 6-1, 195, FRESHMAN  
LINDEN, ALA.  
LINDEN

### Honors at Rice

C-USA Commissioner's Honor Roll (2022)

### 2021

Did not see action in his first season at Rice.

## Linden High School

Four-year starter for coach Travis Lockett who quarterbacked the Patriots to a 15-0 record and the school's first AHSAA Class 1A high school state championship... Threw for 1,289 yards and 10 touchdowns and ran for 764 yards and eight touchdowns on offense while collecting 57 tackles, nine PBUs and returning three interceptions for touchdowns on defense... Finished his career with 171 tackles, eight interceptions (three for scores) and broke up 22 passes... Four-year letterman in basketball, averaging 15 points and 13 rebounds per game... Recipient of the Larry D. Striplin, Jr., Scholar-Athlete of the Year Award as the state's top student-athlete from the Alabama High School Athletics Association... Valedictorian, Beta Club and National Society for High School Scholars.

### Personal

Full name: Joshua Raphael Williams... Born: October 9 at Meridian, Mississippi... Parents: Reginald and Regina Williams ... One brother, two sisters.... Rice major: undeclared...Rice college: Will Rice.



## MARCUS WILLIAMS

# 4

SAF, 5-11, 186, FRESHMAN  
HELENA, ALA.  
HOOVER

### Honors

C-USA Commissioner's Honor Roll (2022)

### 2021

Did not see action in his first season on South Main.

## Hoover High School

Led Hoover to the AHSAA Class 7A semifinals as a junior and senior as starter for coach Josh Niblett... Played for state champions as a freshman and semifinalists as a sophomore... Team captain as a senior and was credited with 52 tackles, seven PBU, three forced fumbles, two interceptions on fumble recovery... Second team All-South Metro selection... Preseason All-State selection by MaxPreps... Finished his career with 133 tackles, 16 TFLs (three sacks), 12 PBUs, three forced fumbles, three fumble recoveries, two interceptions and two blocked punts... National Honor Society, Spanish Honor Society, Mu Alpha Theta and FCA.

### Personal

Full name: Marcus Williams... Born: October 4 at Tuscaloosa, Alabama... Parents: Wyatt and Sherita Williams ... One sister.... Rice major: undeclared...Rice College: Hanszen



## JACOB WILSON

# 46

LS, 6-0, 209, GRADUATE  
PITTSFORD, N.Y.  
PITTSFORD HS/ROBERT MORRIS

### Honors

Northeast Conference Commissioners Honor Roll and Dean's List (2018, 2019)... Big South Conference Honor Roll and dean's list (2020)

### Robert Morris

Saw action in 13 games over three seasons at Robert Morris, including eight in 2019 .... Credited with four special teams tackles in 2021.

## Pittsford High School

Three-year letterman and two-year starter for coach Keith Molinich and the Panthers reached the Section final in both his junior and senior years.

### Personal

Full name: Jacob Wilson ... Born: November 22 at Rochester, New York ... Parents: Randy Wilson and Dina Helton-Wilson ... One brother, one sister.



## PLAE WYATT

# 41

SAF, 5-11, 203, SOPHOMORE  
MCKINNEY, TEXAS  
BOYD HS

### At Rice

Conference USA Commissioner's Honor Roll (2021)

### 2021

Opened the season on special teams but took on a greater workload on defense as the season progressed... Credited with 21 tackles on the year, including six on special teams (third on the team)... Credited with his first two career tackles vs. Texas Southern, matched that total vs. UAB and Charlotte before registering four vs. WKU, six at UTEP, and three vs. LA Tech to close the year... Forced his first career fumble vs. WKU.

### 2020

Saw action in a pair of games on special teams (Middle Tennessee & Southern Miss).

## Boyd High School

All-District 9-6A second team as a senior for coach Joe McBride, ending the season with 110 tackles, 10 pass breakups, two interceptions and one fumble recovery.. Returned to Boyd where he began his career on the varsity as a freshman after playing as a junior at Dallas Bishop Lynch... Earned first-team all-district and second-team, all-state honors in TAPPS Division I for coach Chuck Faucette as a junior... Played with current Owl Jack Bradley at Bishop Lynch and against fellow signee Cole Latos as a senior in District 9-6A... Made 42 starts at the varsity level in his career and had seven interceptions, five fumble recoveries and five defensive touchdowns in addition to over 300 tackles... TAPPS Academic All-State as a junior at Bishop Lynch and UIL honorable mention as a senior at Boyd... Member of Dave Campbell's Texas Football Top 300... Dallas Morning News Top 50.

### Personal

Full name: Plae Wyatt... Born: June 26 at Lubbock, Texas ... Parents: Ian Wyatt and Jennifer Hancock... (two brothers, one sister)... Rice Major: Sport Management... Rice College: Duncan.

### Plae Wyatt's Career Stats

DEFENSE	UT	AT	TOT	SACK	TFL	INT	FF	FR	PD
2020	0	0	0	0	0.0/0	0	0	0	0
2021	11	10	21	0	0.0/0	0	1	0	0
<b>TOTALS</b>	<b>11</b>	<b>10</b>	<b>21</b>	<b>0</b>	<b>0.0/0</b>	<b>0</b>	<b>1</b>	<b>0</b>	<b>0</b>

### Single Game Highs

Tackles: 6 at UTEP (N 20, 2021)  
Forced Fumbles: 1 vs. WKU (N 13, 2021)



# Rice Coaching Staff



## **MIKE BLOOMGREN** DUNLEVIE FAMILY HEAD FOOTBALL COACH FIFTH SEASON

Dunlevie Family Head Football Coach Mike Bloomgren enters his fifth season at Rice looking to carry forward the signs of progress that his Owls have flashed over the last two seasons.

A pair of overtime losses after a signature win at UAB in 2021 were all that stood between the Owls and a bowl berth, but the squad vaulted into the off-season on the strength of a stirring comeback win over Louisiana Tech on Senior Day.

In the new era of open transfers, Bloomgren and staff have added 40 new faces to the returning core group of players who return 355 combined starts. Seven of the newcomers join Rice from FBS programs and add another 172 games of experience.

The wealth of returning talent stands in marked contrast to Bloomgren's first campaign in 2018, which was one of transition as 21 true freshmen from his initial national recruiting class saw action, eight of which (in addition to one JUCO transfer) found their way into the starting lineup. The youthful Owls learned their lessons quickly and closed with a resounding 27-13 win over Old Dominion, which had defeated 13th-ranked Virginia Tech earlier in the season.

His second season was highlighted by a closing rush as the Owls won their last three games, their first three-game winning streak to end a season since 2012 and setting the stage for optimism heading into 2020 before a pandemic entered the picture.

Year Three was marked by uncertainty as the COVID-19 pandemic left the 2020 season in question until Rice finally took the field in October. The Owls saw a dramatic rally snuffed out by the most improbable of football bounces in their opener followed by an emphatic win on the road at Southern Miss. Any momentum was muted by a pair of games canceled due to COVID-19 issues and a loss on the road at North Texas. After a third COVID cancellation, the Owls headed to Marshall to face the 15th-ranked Thundering Herd, where the Owls dispatched generations of frustration against ranked foes, stunning the home crowd with a 20-0 win. The win was the Owls' first shutout of a ranked opponent since 1960 and was the first time in history Marshall had been shut out at home since it opened its new stadium in 1986.

Off the field, Bloomgren's Owls have excelled in the classroom as well, ranking in the top 10% of all FBS programs in the latest NCAA tracking of graduation success.

Bloomgren was named the 19th head football coach at Rice University on December 6, 2017 and immediately turned his focus on instilling the culture of "Intellectual Brutality" that he first conceived while on the staff at Stanford. Part of that effort involved broadening the Owls' search for talent to a national scale and his 2022 team features players from 22 states, compared with just six on the roster he inherited.

Bloomgren came to Rice after seven seasons with the Cardinal, first as the offensive line coach (2011-12) and then assuming the reigns of Stanford's pro-style offensive attack in 2013, setting the stage for one of the most successful decades in the program's rich history. Stanford won eight or more games in each of his seasons and reached the Pac-12 Football Championship four times, winning three titles.

Prior to 2017, Bloomgren had coached 12 NFL Draft selections and 11 All-America selections at Stanford, including 2015 Outland Trophy winner Joshua Garnett and NCAA all-purpose yardage record holder Christian McCaffrey.

The 2017 campaign saw running back Bryce Love nearly match McCaffrey's production on his way to being named a finalist for both the Heisman Trophy and Doak Walker Award. Love burst out of the gate with 180 yards on 13 carries against Rice in the season opener in Sydney, Australia and completed the regular season with 1,973 yards on the ground, second only to McCaffrey's school-record 2,019 in 2015.

Bloomgren's 2016 unit ended the season on a six-game winning streak in which the offense produced 290.5 rushing yards/game, the most by any Power 5 program over that stretch. McCaffrey, the eighth overall pick in the NFL Draft by the Carolina Panthers, earned All-America honors for the second straight season and was an All-Pac-12 first-team running back. His 183.87 career all-purpose yards/game were the most of any active FBS player at season's end, and his 6,987 career all-purpose yards were the second-most of any active FBS player.

Bloomgren was instrumental in the breakout season posted in 2015 by Mc-

Caffrey, that season's Associated Press Player of the Year and Heisman Trophy finalist. McCaffrey, the program's single-season rushing leader, led the nation in all-purpose yards while breaking Barry Sanders' NCAA record.

Stanford amassed a school-record 3,131 rushing yards on 610 attempts that season, the most by the program. The offensive unit's 529 points ranked second-most in a season, and its 33 rushing touchdowns, 223.7 rushing yards/game, 30 passing touchdowns, 37.8 points/game and 6,097 total yards of offense ranked third.

Stanford scored at least 30 points in a national-best 13 consecutive games and led the nation in time of possession (34:48), the seventh-best by any team in the past 20 years.

Four Cardinal heard their names called at the NFL Draft following the 2015 season, including first-round selection Garnett, Stanford's unanimous first-team All-America -- the ninth in school history. Garnett was the program's first Outland Trophy winner as the nation's top interior lineman, and won the Morris Trophy, presented to the Pac-12 Lineman of the Year.

Bloomgren's linemen were named a finalist for the inaugural Joe Moore Award in 2015, given to the nation's top offensive line.

While facing six nationally-ranked opponents in 2014, including four on the road, Bloomgren helped Stanford win eight games. The Cardinal scored at least 30 points in seven of 13 games on the season and increased its nation-best streak of scoring at least 10 points to 95 games. Stanford also set a record for the most points in a bowl game in program history with 45 in the Foster Farms Bowl win against Maryland.

Stanford amassed a program-best 2,904 rushing yards during the 2013 season, Bloomgren's first year at the offensive helm.

Individual honors are closely tied to Bloomgren. He has earned recognition for both his coaching and recruiting prowess. Rivals.com named Bloomgren one of its 2014 National Recruiters of the Year -- the latest such honor that began in 2012 when ESPN recognized him as its Pac-12 Recruiter of the Year. Rivals.com tabbed Bloomgren as one of the nation's top-25 recruiters in 2016. FootballScoop.com named Bloomgren its 2013 Offensive Line Coach of the Year following two years of eye-opening accomplishments.

Bloomgren joined the Cardinal staff as offensive line coach and run game coordinator in 2011 after spending four seasons with the New York Jets, where he served as assistant offensive coordinator (2010), offensive assistant (2009) and offensive quality control coach (2007-08).

In 2013, all five offensive linemen received All-Pac-12 honors, including first-team selection David Yankey, Stanford's first two-time first-team All-American selection since Bob Whitfield (1990-91) who was also selected as a semifinalist for the Outland Trophy and Lombardi Award.

Four of Bloomgren's five starting offensive linemen earned All-Pac-12 honors in 2012, including Yankey who earned consensus All-American honors while becoming the first Stanford player to win the Morris Trophy since 2002.

The Cardinal offensive line afforded 200-plus yards rushing in six games during the 2012 season, paving the way for record-breaking running back Stepfan Taylor. The Doak Walker Award semifinalist produced the best season of his career (109.29 yards/game).

Bloomgren's work with the offensive line in 2011, which included three first-year starters, played a pivotal role in providing protection for Heisman finalist Andrew Luck to complete over 70 percent of his passes and throw a school-record 37 touchdowns, in addition to compiling the third-highest rushing total in school annals. Stanford's ground game keyed an offense that ranked seventh nationally in scoring average at 43.2 points/game and eighth in total offense at 489.3 yards/game.

Bloomgren launched his coaching career as an undergraduate assistant for Bobby Bowden at Florida State, where the Seminoles captured a pair of Atlantic Coast Conference titles (1997-98) during his tenure. He served as co-offensive coordinator at Catawba College from 2002-04 and offensive coordinator at Delta State from 2005-06. A 1999 graduate of Florida State with a bachelor's degree in sports management, Bloomgren earned his master's degree in higher education from Alabama in 2001.

A native of Tallahassee, Florida, Mike and his wife, Lara, have two sons, Tyler and Parker.

# Rice Coaching Staff

## BLOMGREN'S COACHING CAREER

### Alabama, Graduate Assistant

Season	Overall		Conference		Postseason
	W	L	W	L	
1999	10	3	7	1	Orange Bowl
2000	3	8	3	5	
2001	7	5	4	4	Independence Bowl

### Catawba, Co-Offensive Coordinator

Season	W	L	W	L	Postseason
2002	8	3	6	1	NCAA Division II First Round
2003	9	2	6	1	
2004	7	4	4	3	NCAA Division II First Round

### Delta State, Offensive Coordinator

Season	W	L	W	L	Postseason
2005	7	4	6	3	
2006	12	3	7	1	NCAA Division II Semifinals

### New York Jets, Offensive Quality Control

Season	W	L	W	L
2007	4	12		
2008	9	7		

### New York Jets, Offensive Assistant

Season	W	L	W	L
2009	9	7		

### New York Jets, Assistant Offensive Line

Season	W	L	W	L	Post-Season
2010	11	5			AFC Conference Championship

### Stanford, Offensive Line Coach

Season	W	L	W	L	Post-Season
2011	11	1	8	1	Fiesta Bowl
2012	12	2	8	1	Rose Bowl

### Stanford, Andrew Luck Director of Offensive

Season	W	L	W	L	Post-Season
2013	11	3	7	2	Rose Bowl

### Stanford, Andrew Luck Director of Offensive/Assoc. HC

Season	W	L	W	L	Post-Season
2014	8	5	5	4	Foster Farms Bowl
2015	12	2	8	1	Rose Bowl
2016	10	3	6	3	Sun Bowl
2017	9	5	7	2	Alamo Bowl

### Rice, Dunlevie Family Head Football Coach

Season	W	L	W	L	Post-Season
2018	2	11	1	7	
2019	3	9	3	5	
2020	2	3	2	3	
2021	4	8	3	5	

### Head Coaching Record

School	Years	W	L	W	L
Rice	4	11	31	9	20
<b>Totals</b>	<b>4</b>	<b>11</b>	<b>31</b>	<b>9</b>	<b>20</b>

## BLOMGREN VS. OPPONENTS

### Head Coaching Record Against All-Time Opponents

Opponent	W	L	Last Meeting	Outcome
UAB	1	3	Oct. 23, 2021	W, 30-24
Arkansas	0	1	Sept. 4, 2021	L, 17-38
Army West Point	0	1	Aug. 30, 2019	L, 14-7
Baylor	0	1	Sept. 21, 2019	L, 21-13
Charlotte	0	1	Nov. 6, 2021	L, 24-31 ot
FIU	0	1	Oct. 20, 2018	L, 36-17
Hawai'i	0	1	Sept. 8, 2018	L, 43-29
Houston	0	2	Sept. 11, 2021	L, 7-44
LSU	0	1	Nov. 17, 2018	L, 42-10
Louisiana Tech	1	2	Nov. 27, 2021	W, 35-31
Marshall	1	1	Dec. 5, 2020	W, 20-0
Middle Tennessee	1	1	Oct. 24, 2020	L, 40-34 ot
North Texas	1	3	Oct. 30, 2021	L, 24-30 ot
Old Dominion	1	0	Nov. 24, 2018	W, 27-13
Prairie View A&M	1	0	Aug. 25, 2018	W, 31-28
Southern Miss	2	2	Oct. 2, 2021	W, 24-19
Texas	0	2	Sept. 18, 2021	L, 0-58
UTEP	1	2	Nov. 20, 2021	L, 28-38
UTSA	0	3	Oct. 16, 2021	L, 0-45
Texas Southern	1	0	Sept. 25, 2021	W, 48-34
Wake Forest	0	2	Sept. 6, 2019	L, 41-21
WKU	0	1	Nov. 13, 2021	L, 21-42

# Rice Coaching Staff



## **BRIAN SMITH** DEFENSIVE COORDINATOR/LINEBACKERS FIFTH SEASON

Brian Smith was officially named Rice's new defensive coordinator on December 12, 2018 after spending the previous two years as the defensive backs coach at Michigan. He also coached the Owls' safeties for three seasons before switching to linebackers in 2021.

In his first four years on South Main, Smith defense has produced the last three team MVPs with linebacker Blaze Alldredge winning the award in 2019 and 2020 and defensive tackle Elijah Garcia taking the honor last season while posting the most productive season by an interior defender at Rice since 1986. Smith's 2020 defenders put together one of the most notable efforts for the Owls since they joined Conference USA. They ranked third in total defense in C-USA and 26th nationally (341.6 per game), their best finish since joining the league in 2005 and the lowest by a Rice defense since 1999 (338.6). It marked the third time in his three seasons the Owls have improved their average, from 446.1 in 2018 to 380.3 in 2019 and 341.2 last season. They ranked 40th nationally by allowing only 140.8 yards per game on the ground, their best since finishing 40th in 1999. After allowing 40 points in a double-overtime loss to Middle Tennessee to open the season, the Owls held the top three scoring offenses in C-USA (UNT, 34.4; Marshall 28.5; UAB 28.4) to a combined 48 points and allowed an average of 13.5 in final four games of the season. They allowed an average of just 18.9 points per game, the lowest allowed by Rice since the 1994 Owls gave up just 18.5 points (203 in 11 games).

His first Rice defense featured nine first-time starters and closed the year with four freshmen and a JC transfer in the starting lineup, Smith saw his youthful team hold its last three opponents (LA Tech, LSU & ODU) to an average of 122 yards on the ground and 3.9 yards per carry. Three of the Owl four top tacklers were first-time starters (George Nyakwol, 67; Blaze Alldredge 65 and Treshawn Chamberlain 50) while another true freshman starter (Prudy Calderon) led all C-USA freshmen with four interceptions. The Owls also held UTSA to 178 yards (lowest total by an Owl defense since they limited Tulane to just 123 in 2013) and 43 yards through the air, the fewest yards passing allowed by the Owls since they joined C-USA in 2005.

In his two seasons at Michigan, Smith's defensive backs were the part of an overall defensive unit that ranked among the nation's best each year. Entering the bowl season after the 2017 season, Michigan ranked third in the country in total defense (288.8 yards per game) despite losing 10 starters from the 2016 team that ranked first and saw seven of the 10 starters selected in the NFL Draft.

The Wolverines led the nation in pass defense, surrendering just 142.7 yards per game through the air. Both of the safeties Smith worked with in 2017 (Tyree Kinnel and Josh Metellus) were named All-Big Ten honorable mention by both the coaches and media.

In his first year working with the U-M safeties, Smith coached Delano Hill and Dymonte Thomas to career-best seasons which culminated in All-Big Ten honors for both players. Thomas had a career-best 70 stops, with 10 pass breakups, one fumble recovery and his first career interception, while Hill contributed a career-best 52 tackles, including 4.5 for loss, adding six pass breakups and three interceptions.

As a whole, the secondary was part of an elite defensive unit which led or ranked second in the NCAA in seven defensive categories, including pass defense, pass efficiency defense, first and third down conversions allowed and scoring defense. Nearly 45 percent (44.5; 5.62 per game) of opponents' possessions ended in a three-and-outs, and U-M allowed just 28 red zone trips all season, fewest in the nation. Michigan's defensive backs defended 68 passes, with 13 interceptions and three pick-sixes, including one from Hill and the unit allowed only 11 passing touchdowns all season. The defense led the Big Ten in eight categories, including total scoring defense, pass defense, pass defense efficiency, third down conversions allowed and red zone defense, permitting a 43.6 completion percentage on average for opposing quarterbacks.

Smith joined Michigan's staff after spending the 2015 season with the Philadelphia Eagles, where he served as the team's assistant linebackers coach.

Prior to joining the Eagles staff, his last pro stop before U-M, Smith spent eight seasons with the New York Jets (2007-14). He worked with the defensive secondary for the Jets during the 2013-14 seasons, mentoring first-round pick Dee Milliner, who earned NFL Defensive Rookie of the Month honors in December. Smith started his tenure with the Jets as a quality control/offensive coach in 2007 and held various coaching positions with the franchise.

Smith began his coaching career at his alma mater, the University of Massachusetts, where he worked with current Michigan defensive coordinator Don Brown. Smith coached the outside linebackers in 2004 and switched over to the offensive side of the ball in 2005, mentoring the wide receivers and coaching New York Giants All-Pro and Pro Bowl receiver Victor Cruz.

Smith was a four-year letterman and three-year starter in the secondary for the Minutemen and was a member of the program's 1998 NCAA Division I-AA national championship team. Smith registered 306 stops, 23 tackles for loss, 23 pass breakups and eight interceptions during his career. He earned All-Atlantic 10, All-New England and All-ECAC honors as a senior in 2000.

Smith graduated with a bachelor's degree in accounting from the University of Massachusetts in 2001. A native of Wilmington, Delaware, Smith was a three-time Atlantic 10 and CoSIDA Academic All-District selection and was twice named to the Division I-AA Athletic Directors Academic All-Star team.

# Rice Coaching Staff



## **MARQUES TUIASOSOPO** OFFENSIVE COORDINATOR/QUARTERBACKS SECOND SEASON

Marques Tuiasosopo joined the Owls in February of 2021 as their offensive coordinator and quarterbacks coach, reuniting with Dunlevie Family Head Football Coach Mike Bloomgren for the first time since 2007 when both were with the New York Jets (Tuiasosopo as a quarterback, Bloomgren as an offensive quality control coach).

His first season on South Main saw Tuiasosopo go four deep into his quarterback room due to injuries with Wiley Green, Luke McCaffrey and Jake Constantine all starting at least three games and then JT McMahon coming on in relief to lead a winning rally against LA Tech in the season finale. Despite the instability, the Owls threw for their most yards and touchdowns since 2016.

Tuiasosopo joined the Owls after spending the last 12 seasons coaching on the offensive side of the ball in the Pac 12 Conference, including the last four years shaping the offensive attack for the California Golden Bears.

When Tuiasosopo came to Cal as part of head coach Justin Wilcox's first staff in 2017 there were no tight ends on the Bears' roster after the position had been eliminated in the offenses of previous head coach Sonny Dykes. But the position group returned under Wilcox and become more prominent in 2020 under the direction of offensive coordinator Bill Musgrave.

The former college and NFL quarterback spent his first two seasons at Cal in 2017 and 2018 coaching the team's signal-callers while serving as the team's passing game coordinator and recruiting coordinator. Tuiasosopo worked with an inherited group of young and inexperienced quarterbacks that had no starts and little experience between them upon his arrival after the departures of three-year starter Jared Goff (2013-15) and graduate transfer starter Davis Webb (2016). Ross Bowers started the first 12 games of his collegiate career as a 2017 junior and threw for 3039 yards to rank sixth on Cal's all-time single-season list while his 253.2 passing yards were fourth in the conference but after also starting the 2018 season opener fell behind current starter Chase Garbers and Brandon McIlwain on the depth chart with the trio combining for 2421 yards in the air and 16 touchdowns in the air while rushing for another 816 yards and six scores.

Before he arrived at Cal, Tuiasosopo spent the 2016 campaign as the passing game coordinator/quarterbacks coach at UCLA in 2016 and oversaw the development of 2018 NFL Draft first-round pick Josh Rosen with the Bruins' passing offense ranking No. 19 nationally (295.6 ypg) despite Rosen missing six of the Bruins' 12 games due to injury. Tuiasosopo first joined the UCLA staff as an intern in the football office in 2011 before being elevated to full-time quarterbacks coach for the Kraft Fight Hunger Bowl. In 2012, he served as UCLA's tight ends coach for a squad that finished 9-5 overall and played in the Holiday Bowl.

Tuiasosopo returned to his alma mater Washington to coach quarterbacks in 2013 and by the end of the season was the interim head coach for the Huskies' victory over BYU in the Fight Hunger Bowl. Washington ranked 16th nationally in completion percentage (65.4%) while senior quarterback Keith Price ended his career as the Huskies' all-time leader in several categories including completion percentage (64.0%), passing efficiency (143.2), and touchdown passes (75).

In between his two stints at UCLA, he spent two seasons as the associate head coach offense and tight ends coach at USC, where he was named the Pac-12 Recruiter of the Year by Scout.com in February of 2015 after helping the Trojans haul in the nation's top recruiting class that year according to the organization.

The two offenses Tuiasosopo worked with at USC in 2014 and 2015 were efficient and also took excellent care of the football.

USC finished 9-4 overall including a Holiday Bowl victory over Nebraska in his first season with the Trojans in 2014, producing the nation's top completion percentage (69.1%), ranking second in fewest turnovers lost (12), and fourth in passing efficiency (165.35), while throwing only five interceptions to tie for the sixth-lowest total in the country. An 8-6 USC team that reached the Holiday Bowl for a second consecutive season in 2015 ranked among the nation's top 20 in fewest turnovers lost (T4th, 12), fewest fumbles lost (T9th, 5), completion percentage (11th, 66.7%), fewest passes intercepted (T11th, 7) and team passing efficiency (20th, 153.60).

Before his coaching career, Tuiasosopo played for eight seasons in the NFL with Oakland (2001-06, 2008) and the New York Jets (2007). He was drafted in the second round of the 2001 NFL Draft by the Raiders following a brilliant four-year playing career for the Huskies (1997-2000).

Tuiasosopo finished eighth in Heisman Trophy voting as a 2000 senior while also earning Pac-10 Offensive Player of the Year and Rose Bowl MVP honors. The two-time UW captain (1999-2000) established the school's career total offense record (7374) as he passed for 5879 yards and 33 touchdowns while rushing for another 1495 yards with 21 TDs. In a 1999 victory over Stanford during his 1999 junior season, he became the first NCAA Division I player to pass for at least 300 yards and rush for at least 200 yards in the same game as he combined for a school-record 509 total yards (302 passing, 207 rush). The Huskies also reached bowls in each of his first three seasons (1997 Aloha Bowl, 1998 Oahu Bowl, 1999 Holiday Bowl).

After Tuiasosopo's playing career ended following the 2008 NFL season, he spent the 2009 and 2010 football campaigns as an assistant strength and conditioning coach at his alma mater Washington, where he earned his business degree in 2001.

The former NFL player and collegiate standout was honored for his legendary status in the game when he was enshrined into the Polynesian Football Hall of Fame in January of 2019.

Tuiasosopo was a two-sport prep standout who starred in both football and baseball at Woodinville High School. He was drafted by the Minnesota Twins in the 1997 MLB Draft but chose to play collegiate football. He comes from an incredible athletic lineage with many collegiate and professional athletes in his family including Cal Athletic Hall of Famer and All-American fullback Johnny Olszewski (1950-52), who was the No. 4 overall selection by the Chicago Cardinals in the 1953 NFL Draft and spent 10 seasons in the NFL with Chicago (1953-57), Washington (1958-60), Detroit (1961) and Denver (1962). His uncle, Faasamala Tagaloa, was a two-year letter winner as a wide receiver at Cal (1988-89) while his father, Manu Tuiasosopo, played defensive line at UCLA (1975-78) before embarking on an eight-year NFL career with Seattle (1979-83) and San Francisco (1984-86). Manu is also was enshrined into the Polynesian Football Hall of Fame as a member of the class of 2018.

Tuiasosopo and his wife, Lisa, a former volleyball player at North Carolina, have two sons, Brayden and Bryce, and a daughter, Kylie.



# Rice Coaching Staff



## **CJ ANDERSON** RUNNING BACKS FIRST SEASON

CJ Anderson, who rushed for over 3,000 yards and played in three Super Bowls over seven seasons in the NFL, joined the Owls' staff as running backs coach in March of 2022.

Anderson comes to Rice after coaching Monte Vista High School in Danville, California to a 7-3 record and a berth in the CIF North Coast Section playoffs in his first season as a head coach. He began his coaching career after retiring from the NFL, serving as a volunteer assistant at Cal in 2020 where he worked with current Owls offensive coordinator Marques Tuiasosopo.

Originally signed as an undrafted free agent by Denver in 2013, Anderson first made his mark on special teams. He played in five regular-season games and in all three playoff games including Super Bowl XLVIII where he carried the ball twice for nine yards. The following season he took over as the starting running back in the 11th week of the season and rushed for 167 yards against Miami in his second career start, then surpassed that the following week with 168 against Kansas City. He went on to rush for 849 yards with eight touchdowns and caught 34 passes for 324 yards and two more TDs (including a 51-yarder vs. Oakland for his first career TD) and was named to the Pro Bowl.

In 2015, he made six starts during the season for the Broncos and added 234 yards on the ground in the postseason, including 90 in his return to the Super Bowl, scoring the Broncos' only offensive touchdown in their 24-20 win over Carolina in Super Bowl 50. He rushed for 1,007 with Denver in 2017 before signing with Carolina as a free agent in 2018, but ended the season with the Los Angeles Rams, rushing for 299 yards in the final two games of the regular season and 189 more in the postseason which ended with his third Super Bowl appearance, a 13-3 loss to New England.

Anderson rushed for 3,497 yards in his career, averaging 4.5 yards per carry and scoring 22 touchdowns on the ground and added 108 receptions for 900 yards and five TDs. He rushed for 512 yards in eight postseason games, with four TDs while catching 19 passes for 99 yards. He rushed for over 100 yards in nine games, including four games with better than 150 yards.



## **CEDRIC CALHOUN** DEFENSIVE LINE FIFTH SEASON

Cedric Calhoun enters his fifth year as the Owls defensive line coach.

While faced with the challenge of replacing one of the stalwarts of his first four seasons in team MVP and consensus All-Conference USA pick Elijah Garcia, Calhoun returns a talented lineup who had great production in 2021 in addition to several talented new options.

Heading the list are four players who averaged at least four tackles per game last year (Trey Schuman 5.0, Josh Percy 4.8, Ikenna Enechukwu and Kenneth Orji 4.0). Enechukwu led the team with 20 quarterback hurries according to Pro Football Focus and was second with 32 total pressures, eight quarterback hits and 4.5 sacks. Percy was third in total pressures and sacks (17 & 4) followed by Schuman (15 & 3) despite playing on the half the snaps of Enechukwu and Percy.

That group will be bolstered by the return of De'Braylon Carroll, who became a fixture on the inside in 2020 before missing last season after an injury during the summer. In his absence, Izeya Floyd returned to the D-line at the start of camp and improved steadily, closing the year with an eight-tackle effort vs. LA Tech.

Garcia, who was named the Owls' MVP last season, signed as a free agent with the Los Angeles Rams and will be looking to join Myles Adams (Seattle) as Owls Calhoun has sent on to the NFL.

A former assistant at Florida International University, Dartmouth College, and Alabama A&M University, Calhoun came to Rice after spending four years at Vanderbilt, the last two as a defensive quality control coach. He joined the Commodores staff in 2014 as a conditioning assistant.

Calhoun returned to collegiate athletics with the Commodores in 2014 after a year assisting children with autism at the Piedmont School of Atlanta.

He served as FIU's defensive line coach under Mario Cristobal at FIU from 2010-12, helping the Panthers to the 2010 Sun Belt Conference title and their first two postseason appearances in school history, the 2010 Little Caesars Pizza Bowl and 2011 Beef 'O' Brady's Bowl.

Before joining FIU, Calhoun coached four seasons at Dartmouth, working with the Big Green defensive line in 2006 and linebackers from 2007-09. From 2002-05, Calhoun served as defensive line coach at Alabama A&M. He helped fashion a unit that led the Southwestern Athletic Conference (SWAC) in total defense and sacks for four straight seasons. Eight of his players won All-SWAC honors, contributing to a 32-15 overall record.

During his time at Alabama A&M, Calhoun developed defensive end Robert Mathis into the 2002 SWAC Defensive the Player of the Year before embarking on a standout NFL career. In 13 seasons with the Indianapolis Colts, Mathis earned the 2013 AFC Defensive Player of the Year (while leading the league in sacks), was twice named All-Pro, and was also named to the Pro Bowl six times.

He also coached FIU defensive end Tourek Williams, who was selected in the sixth round of the 2013 draft by the San Diego Chargers and played a total of 45 games in his four-year career.

Calhoun was an all-conference defensive end at Grossmont (Calif.) Community College, and received his B.A. degree in health and physical education from Morehouse (Ga.) College in 1995.

He began his coaching career at Idaho State University in 1997, serving as the head strength and conditioning coach while assisting the defensive line coach. He returned to Morehouse in 1998, spending four seasons as defensive line coach. During the summers of 2004 and 2005, Calhoun held a defensive line internship with the San Diego Chargers through the NFL's Minority Internship Program. In 2008, he was an intern with the Philadelphia Eagles.

Calhoun is the father of two daughters, Olusade and Adejola.

## Rice Coaching Staff



**SANDERS  
DAVIS**  
OFFENSIVE LINE  
THIRD SEASON

Sanders Davis took over as the Owls offensive line coach in March of 2020 after originally joining the staff in 2019 as an offensive graduate assistant.

He enters his third season with a veteran set of linemen in place along with a set of talented newcomers waiting in the wings.

Guard Shea Baker, who has led the Owls in snaps in two of the last three years, is a preseason all-conference selection in addition to a member of the Rotary Lombardi Watch List for the second consecutive year. Isaac Klarkowski, who was knocked out of action early last season returns at center while Braden Nutter returns at guard after gaining a wealth of experience last year after Baker moved back to center when Klarkowski was out. Redshirt freshman Ethan Onianwa took the lead in the battle to replace Jovaun Woolford at the other tackle spot during spring drills.

Davis came to Rice after five seasons at Catholic High School in Baton Rouge, Louisiana where he was the run game coordinator and offensive line coach, helping to guide the Bears to a pair of Division 1 state titles as well as a runner-up finish in 2018 in Louisiana's highest classification. In addition to his football duties, Davis served as the head soccer coach, a strength coach, and an English teacher.

Davis was a standout lineman for the Bears before graduating in 2010. He played center at Dartmouth from 2010-13, graduating in 2014 and then returning home to Baton Rouge to teach and coach at his alma mater.

# Rice Coaching Staff



**JIM JACKSON**  
TIGHT ENDS  
SECOND SEASON

A Texas native who played football and baseball at Mesquite Poteet, Jim Jackson returns for his second season as the Owls' tight ends coach.

Jackson's group is led by three-year standout Jack Bradley who enjoyed his best season in 2021, catching 16 passes for 163 yards after totaling just four receptions in his first two years. Grad transfer Gavin Reinwald brings 41 games of experience to the tight end room from Cal where he caught 31 passes while averaging over 10 yards per catch, giving Jackson a talented tandem for his younger reserves to emulate.

Jackson came to Rice in the spring of 2021 after two seasons coaching the offensive line at Massachusetts.

Jackson assumed leadership of an offensive line in 2019 which replaced starters at four of five spots from the year prior. Following the overarching changes to the unit, and injuries suffered during the year, the Minutemen still cut down on their sacks allowed by 69.2 percent.

Jackson arrived in Amherst following a successful five-year stint at the University of San Diego, where he held roles as the offensive line coach and the co-offensive coordinator.

During Jackson's five seasons as San Diego, the Toreros went a combined 47-13 (.783), including a unprecedented 38-2 (.950) in the Pioneer Football League (PFL). The squad won at least nine games in all five of Jackson's campaigns with the program, and went undefeated at 8-0 in conference play during the 2016-18 seasons.

Over the course of his tenure, the San Diego offense remained instrumental in the program's sustained success. With the offensive line providing the time for dynamic playmaking, USD reached four NCAA Division I FCS playoffs and advanced to the second round in 2016 and 2017, while it also appeared in the 16-team field in 2014 and 2018.

Jackson oversaw the development of the offensive line for all five years of his time with the Toreros, while he served as the co-offensive coordinator during 2018, when the team averaged 37.8 points and 470.6 offensive yards per game.

In particular, Jackson's guidance of offensive lineman Daniel Cooney's development saw Cooney collect three consecutive all-America accolades from the American Football Coaches Association (AFCA), one each his sophomore, junior and senior seasons.

The Toreros offensive line developed into a well-round corps following Jackson's hire, highlighted by the group's ability to protect the quarterback. After USD ranked No. 7 in sacks against among all PFL teams with 23 in 11 games during Jackson's first year, the unit only allowed 36 total over 48 combined games during the 2015-18 season, and never finished lower than tied for second in the league. USD ranked among the nation's leaders for fewest sacks allowed during each of the last three seasons, including No. 2 nationally in 2017.

Over the course of the 2018 season, San Diego stood among the top-four within the Pioneer League in more than a dozen per-game offensive categories, including points, total offense, passing offense, passing efficiency, first downs, red zone offense and time of possession.

Six Toreros collected all-PFL recognition, including first team choices Michael Bandy (WR), Cooney, Anthony Lawrence (QB) and Jake Michaels (OL), and second team selections Emilio Martinez (RB) and Aidan Valencia (OL). With Jackson's guidance, Bandy earned five national all-America awards while Cooney collected three from the American Football Coaches Association, the Associated Press and STATS.

The 2017 season was another rousing success for San Diego, with the offensive line paving the way as USD averaged 36.4 points and 421.8 yards per game. The season culminated in an upset of No. 25 Northern Arizona in the FCS Playoff First Round as the team earned the school and PFL's second-ever postseason victory.

Jackson's offensive line fostered the team's balanced attack in 2017 as it

allowed the passing game to post 254.2 yards per appearance while the run game added 167.6 over the 13-game slate. The year culminated in Cooney's second career all-America award from the AFCA.

2016 marked San Diego and the PFL's first-ever postseason victory when the Toreros went to No. 21 Cal Poly and took a 35-21 victory from the Mustangs on their home field. The offense put forth 473 total yards and averaged 5.8 gained per play against Cal Poly behind Jackson's offensive line. Cooney again led the blocking efforts for Jackson and won all-America as a result.

The year marked a season of renewal on the offensive line as the unit lost four starters from the 2015 campaign to graduation, including All-PFL First Team selections Pono Keni (left tackle) and right guard Jeff Starr (right guard). Despite the changeover, the unit limited foes to 4.0 sacks in 12 games, the third-fewest nationally and best among PFL teams. Additionally, as a whole, USD ranked in the top 10 nationally for time of possession (No. 1), third down conversion rate (No. 2), completion percentage (No. 5), winning percentage (No. 6), red zone offense (No. 7) and scoring offense (No. 10).

Prior to USD, Jackson coached eleven years for six collegiate programs, including Southern Illinois (2010-13), Minnesota (2007-09), Louisiana-Lafayette (2006), Toledo (2005), Lehigh (2004) and Methodist College (2003).

Jackson served as the tight ends coach at Southern Illinois for four seasons and spent the final two of his tenure as the team's recruiting coordinator.

During his time at SIU, Jackson played a key role in the development of tight end MyCole Pruitt, who earned first team all-America honors in 2013. Pruitt finished the regular season with 601 receiving yards and became SIU's all-time leader in career receptions (140) and receiving yards (1,740) by a tight end.

Prior to that, Pruitt was a third-team All-America selection by The Sports Network and named to the All-MVFC First Team in 2012. Additionally, with Jackson's guidance, Pruitt earned all-conference and picked up a spot on the MVFC All-Newcomer Team in 2011.

In 2010, his first year at Southern Illinois, Jackson's tight ends were instrumental in helping the Saluki offense average 30.1 points per game and 378.2 yards of total offense. The tight ends, playing a major role in run blocking, helped pave the way for the Saluki rushing attack that averaged 189.5 yards per game and scored 22 touchdowns on the year.

Kyle Harruff tied for the team lead with three touchdown receptions under Jackson's guidance in 2010 and Harruff had 17 catches for 294 yards - an average of 17.3 yards per reception. Fellow tight ends C.J. Robertson, Philip Schumacher and combo-tight end/fullback John Goode also hauled in touchdown catches in 2010. Goode was an All-MVFC selection in 2010 under Jackson.

Jackson arrived at Southern Illinois from the University of Minnesota, where he was an assistant offensive line coach from 2007-09.

In 2007, Jackson helped coach the Gopher front that ranked 10th in the nation in fewest sacks allowed (13 total). He worked directly with the Gopher centers, along with his various other coaching duties.

Prior to joining the Minnesota staff, Jackson spent one season as a defensive graduate assistant working with the defensive line at Louisiana-Lafayette.

Jackson spent the 2005 season as a graduate assistant working as a video coordinator and with the offensive line at Toledo, one year after he served as assistant defensive backs coach and assistant video coordinator at Lehigh in 2004. He started his coaching career in 2003 as the outside linebackers coach at Methodist (N.C.) College.

Jackson played football and baseball at Cornell. He was a three-year starter and a team captain on the baseball team and played two seasons of football.

Jackson received his bachelor's degree in communications from Cornell in 2003. He earned his master's degree from Minnesota in sports management in 2009.

Jackson and his wife Michelle have one daughter, Mae, and one son, Grant.

# Rice Coaching Staff



## **CHRIS MONFILETTO** SPECIAL TEAMS COORDINATOR FOURTH SEASON

Chris Monfiletto is in his fourth season with the Owls and his second as their Special Teams Coordinator. Monfiletto initially joined the staff in 2019 as an offensive quality control assistant and guided the tight ends during the abbreviated 2020 season.

The Owls ranked 18th in the nation last season with three total blocked kicks (one punt, two field goals), their highest total since 2015 and improved in seven statistical categories from 2020 (PR average, KO Net, Touchback Percentage, KOR Average, Blocked Kicks, Blocked Punts and PAT Percentage). Rice finished in the top 50 nationally in both punt and kickoff returns and closed out the season on a high note with Sean Fresch's 48-yard punt return late in the season finale vs. LA Tech, the longest punt return by an Owl since 1998.

Monfiletto came to South Main after seven years as the head coach at Kenyon College where he also coached the quarterbacks. He took over a Kenyon program in 2012 that was coming off consecutive winless seasons. In his first season, the team recorded six wins and managed the first winning season since 2005. The next season saw Kenyon win more games in two years since 1988-89. In 2017, Monfiletto's offense averaged 366.4 yards per game, ranking 21st in NCAA DIII in passing and yards per game. The team boasted the leading top three wide receivers in the NCAC conference in receptions and two in the DIII top 10.

In addition to his head coaching responsibilities, Monfiletto also served as the position coach to QB Thomas Merkle who is Kenyon's career leader in completions and passing yards. In 2018, wide receiver Ian Robertson finished 4th in NCAA DIII in Receiving Yards and 2nd in Receptions per Game, setting the school record for completions. In 2016, WR Brian Hunca finished 2nd in NCAA DIII in receptions per game, 4th in receiving yards, and completed his career ranked second at Kenyon in receiving yards. He went on to have a rookie minicamp tryout with the Washington Redskins.



## **MIKE KERSHAW** WIDE RECEIVERS FOURTH SEASON

Mike Kershaw enters his fourth year as the Owls wide receivers coach. He was promoted to wide receivers coach on March 1, 2019, after returning to coaching in 2018 as an offensive assistant for the Owls in Mike Bloomgren's first season. Kershaw previously coached with Bloomgren for two years at Delta State University (2005-06).

Kershaw's 2022 receiving corps will blend veteran experience both from returners and grad transfers with some talented newcomers. Bradley Rozner, who was a two-time member of the Biletnikoff award but missed all of 2020 and all but one game in 2021 due to injury, is poised to pick where he left off in 2019 when he caught 55 passes for over 700 yards. Cedric Patterson III enjoyed a breakout year in 2021 after transferring from New Mexico with 38 receptions for 583 yards and a team-leading six touchdowns. The wide receiver's room reloaded through the portal, adding 231 receptions and 2,871 yards between Sam Crawford (Tulsa), Isiah Esdale (West Virginia) and Tyson Thompson (HBU).

Kershaw coached quarterbacks, wide receivers, and safeties at Delta State, helping guide the top-ranked offense in Division II in 2004 and the 2006 squad to the NCAA Division II National Championship semi-finals. He also served as DSU's recruiting coordinator from 2004-06.

Monfiletto came to Kenyon from Lycoming College in Williamsport, Pennsylvania, where he directed an offense that averaged approximately 360 yards and 28 points per game. In Monfiletto's two years at Lycoming, the team had a combined 14-6 record. In addition to his football coaching duties, Monfiletto also served as Lycoming's Director of Athletics from July-December 2011.

Monfiletto also served as the head coach at Western Reserve Academy in Hudson, Ohio from 2008-2010, and before that spent three years as a running backs coach and recruiting coordinator at Davidson College. The Wildcats had two winning seasons during that time and Monfiletto tutored two of the top-ten rushers in the college's history.

In 2004-05, he served as the special teams coordinator and wide receivers/defensive backs coach at his high school alma mater, the Hun School of Princeton, leading the team to the New Jersey prep A state title.

Born in Newark, New Jersey, and raised in Solebury, Pennsylvania, Monfiletto attended high school at the Hun School and went on to play collegiate football at Davidson College, where he graduated in 2004 with a bachelor's degree in History. In the summer of 2011, he earned a master's degree in Athletic Administration from Ohio University's College of Business.

He is married to Emily Monfiletto and has a son named Vincent.

He produced a pair of two-time All-Americans at Delta State including quarterback Scott Eyster, who remains DSU's career passing leader as well as two others who were twice honored as honorable mention All-Americans. Overall, he has produced 16 all-conference selections in his coaching career.

He was a standout quarterback for DSU for two seasons, leading the team to its first Gulf South Conference championship in 1998. He earned his Bachelor of Business Administration in 2000 and his Masters of Education in 2003 while at Delta State.

Kershaw entered the insurance business in 2007 and opened his own agency in Austin in 2009, and saw the agency win Texas Monthly's Five Star Professional Award Winner for outstanding Customer Service four times.

He is the son of former CFL executive Phil Kershaw, who served as president of both Saskatchewan and Ottawa as well as CFL Chairman in 1991-92.

Kershaw and wife Kristi are parents to a stepdaughter Riley and son Karson.



# Rice Coaching Staff



**COLIN SPENCER**  
SAFETIES  
SECOND SEASON

Colin Spencer returns for his second season leading the Owls' safeties. He was promoted to the position in the spring of 2021 after originally joining the Owls in February of 2018 as a defensive graduate assistant then moving into a defensive assistant's role in 2019.

His 2022 set of safeties will be led by sixth-year standout George Nykwol and 2021 standout Gabe Taylor. Nykwol has been named to the East-West Shrine game preseason list and brings 41 games of experience to lead the defensive backfield. Taylor was named PFF's C-USA Defensive Rookie of the Year and was named the C-USA Defensive Player of the Week for his standout effort in the Owls' win at UAB.

Spencer joined the Rice staff after spending the previous two seasons as

a defensive graduate assistant at the University of the Redlands in Redlands, California where he coached the cornerbacks. In 2016 Redlands won the Southern California Intercollegiate Athletic Conference (SCIA) title and in 2017, he coached senior Daniel Gonzalez to first team AFCA All-American honors.

He lettered for two seasons at Redlands and was an All SCIA performer as both a defensive back and punt returner as a senior in 2015. He began his playing career at Bakersfield College as a wide receiver in 2013.

He received his undergraduate degree in History from Redlands in 2016 and joined four of his teammates as members of the National Football Foundation's Hampshire Honor Society. He received his Master's in Higher Education from Redlands in 2018.



**GERARD WILCHER**  
CORNERBACKS  
FIFTH SEASON

A veteran of over 30 years of college coaching, Gerard Wilcher is in his fifth year of coaching the Rice cornerbacks.

Wilcher has a veteran group of corners to count on in 2022, returning 23 of 24 starts from last season and a pair of players (Sean Fresch and Jordan Dunbar) who earned all-freshman honors from C-USA coaches last season. Myles McCord returns with the most experience, but while he sat out the spring, redshirt Lamont Narcisse and true freshman Jonathan Jean took advantage to make a case for playing time in the fall.

Wilcher had to juggle his rotation in 2020 due to injuries, but the result is an experienced crew of options in 2021. Former JuCo transfer Miles McCord answered the call when thrust into the starting lineup at the start of the year and led the corners with 14 tackles, one interception, and a pair of pass breakups to lead the unit. Andrew Bird returned to action to start the last two games and is the most experienced corner with 11 career starts, while Tre'shone Devones looks to return to the starting rotation after missing most of last year.

Wilcher came to Rice from Delaware State where he served for two years as the defensive coordinator and safeties coach after a pair of seasons in a similar capacity at Division II Seton Hill University in Greensburg, Pa. While at Seton Hill, Wilcher's defenders sparked the Griffins to a victory over conference champion and nationally-ranked Slippery Rock.

Before his tenure at Seton Hill, Wilcher served 10 seasons as an assistant coach at Lehigh University, where he was the defensive backs coach as well as co-defensive coordinator in the last two seasons, helping guide the Mountain Hawks to a 26-7 record over those two years.

Wilcher coached 24 All-Patriot League performers at Lehigh and his defenses collected a total of 126 interceptions. Wilcher recruited future NFL third-round

pick Will Rackley (Jaguars, 2011) to Lehigh as well as Lee Kurfis, who in 2013 set the school's all-time single-season receiving record and was invited to the Dallas Cowboys training camp.

He coached defensive backs at Cornell for three-season, including 2003, when he helped guide the Big Red to the No. 1 Ivy League ranking in pass efficiency defense.

Before coaching at Cornell, Wilcher served four seasons as an assistant coach at the University of Massachusetts, where he helped lead the Minutemen to the 1998 Division I-AA National Championship, as well as another appearance in the national quarterfinals.

In 2007, Wilcher was selected as one of 26 coaches across the country to participate in the NCAA Expert Coaches Academy in Miami, Fla., where he participated in workshops focusing on such topics as communication, academic success, and building a successful football program. He has also interned for several NFL teams during training camp, most recently with the Denver Broncos before their winning Super Bowl 50.

A four-year football letter winner at Morehouse College football team, Wilcher earned a bachelor's in Business Administration from the school in 1992.

In May of 2019, he was honored by the City Council of Missouri City, Texas with an Award of Exemplary Action for his role in rescuing a young boy from drowning at a local swimming pool in the summer of 2018.

Wilcher and wife Ayanna are parents to three children. A son, Xavier, a graduate from Delaware State who works for Deloitte, and daughters Jalen, who graduated from Delaware State in May of 2020, and Jehlani, who is a junior at Sam Houston St University and a member of the Air Force Reserves.

# Rice Coaching Staff



## **SAMIE PARKER**

**QUALITY CONTROL COORDINATOR/WIDE RECEIVERS  
FIRST SEASON**

Former NFL receiver Samie Parker joined the Owls' staff in the spring of 2022 as a Quality Control coach assisting Mike Kershaw with the wide receivers. He joins the Owls from Washington State where he served as a recruiting assistant in 2021.

Parker was a standout in both football and track at Oregon from 2000-03, earning All-American honors in track and is the Ducks' career leader in receiving yards (2,716) while sharing the career (178) and single-season (77) reception records. He also set school bowl game records with 16 receptions and 200 yards against Minnesota to earn MVP honors in the 2003 Sun Bowl which followed a nine-catch, 162-yard effort one year earlier against Colorado in the Fiesta Bowl.

He was a fourth-round pick out of Oregon by Kansas City in 2004 and caught 110 passes for 1,529 yards and seven touchdowns in 47 games (31 starts) over four seasons with the Chiefs. He played with former Rice quarterback Chase Clement with the Las Vegas Locomotives of the UFL in 2009 & 2010, the later season when Clement was named the MVP of the championship game. He also played in the Arena Football League for three seasons, concluding his career in 2013 as a member of the Los Angeles Kiss.

He began his coaching career later in 2013 at MidAmerica Nazarene. He was the assistant wide receivers coach at Long Beach Poly HS in 2015 where he coached Jack Jones (4th round pick by New England in 2022). He worked as a coaching intern with the Chiefs in 2016 & 2018, helping develop Tyreek Hill and Demarcus Robinson as rookies in 2016 and DeAnthony Thomas in 2018.

He coached for one season at Whittier College before moving to The Spring League beginning in 2018 where he sent five of his players on to the USFL (La'Michael Pettway, Michigan; Cam Echols-Luper & Woody Brandom, New Jersey; DelVon Hardaway & Isaiah Hennie, Pittsburgh) and saw two others make NFL practice squads: Blake Jackson (Cleveland 2018) Julian Williams (Atlanta 2019).

He has twice served on the staff of the NFLPA Collegiate Bowl. In 2015 he coached Jaydon Mickens (a member of Tampa Bay's Super Bowl team) while in 2022 he where mentored Braylon Sanders (FA Miami Dolphins) and Dai'Jean Dixon (FA New Orleans Saints).



## **CHRIS RAITANO**

**QUALITY CONTROL COORDINATOR/DEFENSIVE LINE  
SECOND SEASON**

Chris Raitano returned to the Owls in 2021 in a quality control role with the defensive line. He originally joined the Owls staff in March of 2019 and serves as a defensive graduate assistant coach.

Raitano came to Rice after four seasons at Monmouth University in West Long Branch, New Jersey, the last three as the defensive line coach and video coordinator. Raitano's defensive line led the Big South Conference in sacks in 2016 and helped spark the Hawks to the school's first appearance in the NCAA FCS playoffs in 2017.

A 2015 graduate of Monmouth, Raitano began his college coaching career that same year as a defensive quality control coach with the Hawks.



## **LUCAS REED**

**QUALITY CONTROL COORDINATOR/QUARTERBACKS  
FIFTH SEASON**

Lucas Reed is in his second season in a quality control role with the Owls' quarterbacks. He joined the Owls staff in 2018 and served as an offensive graduate assistant coach for two seasons after working with the running backs prior to working as a special teams assistant in his first season.

A 2017 graduate of Ouachita Baptist (double major in Accounting & Finance), Reed was a four-year letterman and three-year team captain as a quarterback. He stepped in as the starter in 2016 after an injury and threw for 857 yards and five touchdowns, highlighted by a win over arch-rival Henderson State to close the season.

# Rice Coaching Staff



## **TREY ODOM**

**OFFENSIVE GRADUATE ASSISTANT  
SECOND SEASON**

Trey Odom is in his second year as a graduate assistant working with the Owls running backs.

Odom originally came to Rice in the spring of 2018 as a recruiting analyst, serving in that capacity through the end of the 2020 fall recruiting effort.

He was an All-District cornerback for Gary Joseph at Katy High school in 2016 and was a member of the Tigers' 2015 State champions who were ranked first in the nation.

He played cornerback at Missouri Southern State in 2017 before transferring to the University of Houston in 2018 to begin his coaching career as a student coach with the Cougars. He worked with coach Lamar Morgan and the Cougars' safeties.



## **COLIN DIAZ**

**DEFENSIVE GRADUATE ASSISTANT  
SECOND SEASON**



## **KYLE DEWEEN**

**SPECIAL TEAMS GRADUATE ASSISTANT  
FIRST SEASON**

Kyle DeWeen joined the Owls staff in the spring of 2022 as a graduate assistant working with the special teams.

DeWeen came to Rice after beginning his coaching career at HBU as the special teams quality control coach in 2021, producing a pair of first-team, All-Southland performers in kicker Gino Garcia and punter Brady Buell. Garcia ranked fifth nationally, converting 9/10 field goals with a long kick of 59 yards. Buell averaged 42.37 yards per punt and was a semifinalist for FCS Punter of the Year, highlighted by a school-record 50.9 average on nine punts vs. New

Mexico.

Prior to beginning his coaching career, DeWeen was a two-year starter as a punter at Buffalo in 2016-17 after walking on from Erie Community College. He averaged 40.1 yards on 128 career punts, which ranks second in history at Buffalo, and ranks seventh on the season chart with 72 punts and a 40.61 average.

# Rice Coaching Staff



## LEE MENEFEE

DIRECTOR OF FOOTBALL RECRUITING  
FIRST SEASON



## HANS STRAUB

STRENGTH & CONDITIONING COACH  
FIFTH SEASON

Hans Straub is in his fifth year as the head strength & conditioning coach for Rice Athletics.

Straub joined the Owls from Stanford where he served the past two years and the Director of Olympic Sports Performance, with specific oversight for baseball, women's swimming, and women's gymnastics.

He joined the Cardinal program in 2015 after directing the Strength & Conditioning programs for Saint Leo University (2014-15) and the University of South Florida (2011-13).

Before joining the USF athletic department, Straub served as the top assistant Sports Performance coach for football at Stanford and was heavily involved in the day-to-day operations of the Sports Performance program.

Preceding his work at Stanford, Straub spent five years on the Strength & Conditioning staff at the University of Washington, as well as four years of service at the University of San Diego. During his time at Washington, he worked closely with the softball, baseball, and women's volleyball programs. While at the University of San Diego, he worked with a variety of the 16 Torero programs, including baseball, softball, men's soccer, men's and women's tennis, men's golf, swimming and diving, and men's and women's rowing.

Straub is a 2002 graduate of Towson (Md.) University, where he earned his Bachelor of Science degree in Kinesiology. He is a certified strength and conditioning specialist from the National Strength and Conditioning Association and in 2015, he finished his Master's Degree in exercise science from the University of Texas at El Paso.



## ZACH WARANCH

ASSISTANT STRENGTH & CONDITIONING COACH  
FOURTH SEASON

Zach Waranch enters his fourth season as an associate strength & conditioning coach for Rice Football after arriving in May of 2019. In this role, he is responsible for the design and implementation of training programs for all first-year/transfer players as well as the implementation of Functional Range Conditioning (FRC) protocols for all football players.

Prior to joining the Owls, Waranch served as an Assistant Athletic Performance Coach at the University of Missouri where he assisted with the football program. In this role, he was responsible for return to play protocols for injured athletes as well as assistance in all other aspects of the program.

Prior to Mizzou, Waranch spent three years at Quincy University where he served as the Running Backs Coach/Assistant Strength and Conditioning Coach for one year before being promoted to the Wide Receiver Coach/Head Strength & Conditioning Coordinator for his final 2 years.

Waranch also holds internship experience with the University of Southern Mississippi as well as the University of Missouri. In these roles, he assisted directly with their respective football programs and assisted in all areas of the program.

He received his bachelor's degree in Physical Education and Strength & Conditioning from Central Methodist University where he was a three-year letterman with the football program. He also earned his Master's in Educational Leadership in 2016 from Quincy University.

Waranch is a Certified Strength & Conditioning Specialist (CSCS) through the National Strength and Conditioning Association. He is also certified as a Functional Range Conditioning Mobility Specialist (FRCms) as well as First Aid, CPR, AED through the American Red Cross.



# Rice Coaching Staff



## NICK CASSETTA

ASSISTANT STRENGTH COACH & FOOTBALL NUTRITION COORDINATOR  
FIRST SEASON

Nick Cassetta is in his first year as an Assistant Strength and Conditioning Coach and Nutrition Manager for Rice Football.

Cassetta joined the Owls from New Mexico State University where he served the last three years as the Director of Olympic Sports, working with football and baseball. He was also responsible for managing the Aggies Nutrition Center.

He joined the Aggies in 2019 after working at Ohio University as a Graduate Assistant working with Football, Hockey, Woman's Swim and Dive, and Golf teams. He also earned his Master's Degree in Coaching Education.

Prior to Ohio University, Cassetta spent two years working with UCLA Football (2016-2018) and completed a summer internship with the University of Buffalo Football team in summer 2016.

Cassetta graduated from Montclair State University (NJ) in 2014 with a B.S. in Exercise Science and played for the football team. He also is a certified strength and conditioning specialist through the NSCA and holds a Level 1 certification with Precision Nutrition.



## MORGAN COTE

ASSISTANT STRENGTH COACH  
FIRST SEASON

Morgen (Mo) Cote is in her first year as an Assistant Strength and Conditioning Coach for football and is the lead strength coach for swimming.

Cote joined the Owls from Fresno State University where she served as a coaching assistant, working with football and swimming & diving. She was primarily responsible for working with football sports science (GPS, force plates, vbt, bodpod, etc.) as well as programming for the swimming & diving teams.

She joined the Bulldogs in 2022 after working at Tarleton State University as a graduate assistant where she worked mainly with football as well as programming for cheer and dance. She also earned her Master's Degree in Kinesiology with an emphasis in Sports Recreation.

Cote interned with Rice football in 2021 and completed a spring internship with Yale University in 2020.

She graduated from Texas A&M University in 2020 with a Bachelor's Degree in Sports Conditioning with a double minor in Neuroscience and Coaching and played for the Texas A&M Women's Rugby team. She also is a certified strength and conditioning specialist through the NSCA.



## JERRY PICKLE

ASSISTANT AD/FOOTBALL OPERATIONS  
16TH SEASON

Jerry Pickle joined the Rice staff in June of 2008 as the Assistant AD for Football Operations.

He came to Rice after 24 years at Baylor, including the last 13 as the director of football operations. He joined the Baylor program full-time in 1986 as recruiting coordinator and administrative assistant to Hall of Fame coach Grant Teaff.

In his current role, Pickle handles administrative responsibilities for the Rice football program. His broad range of responsibilities include team travel, game day operations, coaches and player tickets, recruiting operations, budget, compliance, camps/clinics, officials for spring and fall practices and training table in addition to serving as the program liaison with Rice Housing & Dining. Pickle also manages contracts with XOs, ARMS, STRIVR, JustPlay and serves as the coordinator for any bowl or international games.

Pickle began his coaching career at the high school level and then coached five years in the college ranks in Mississippi and Missouri before going to Baylor.

He has both bachelor's (1976) and master's (1980) degrees in health, physical education and recreation from Delta State in Cleveland, Miss., where he lettered in football and track.

Pickle is married to the former Julie Turner and they have two sons, Matthew and Jonathan.

# Rice Coaching Staff



## JOEL BARON

VIDEO COORDINATOR  
FIRST SEASON



## RYAN HAWORTH

ASSISTANT VIDEO COORD.  
SIXTH SEASON

Ryan Haworth enters his sixth season on the Rice staff as the Assistant Video Coordinator/Production Specialist.

He came to Rice after one season at Oregon State University where he worked for the Video/Ideation Department. Haworth edited and produced video content for the entire athletic department.

He joined the Beavers from Simpson College where spent two seasons with the Storm as a Volunteer Video Assistant. Haworth oversaw a student staff and produced highlights.

A 2012 graduate of Simpson College, Haworth started as a student video assistant for football and also competing for the wrestling team. He graduated from Indianola High School in Indianola, IA.

He is single and lives in Houston.



## DEANNA DOHENY

ASSOC. HEAD FOOTBALL ATHLETIC TRAINER  
FIRST SEASON

Deanna Doheny returned to Rice in July of 2022 to assume the duties of Associate Head Athletic Trainer, Football after serving as the Head Football Athletic Trainer at the University of Massachusetts in 2021. She previously served as an assistant athletic trainer for the Owls for two seasons (2019 & 2020).

Doheny is responsible for managing the day-to-day health care of the Rice Owls Football team and the emergency care aspects and protocols within the Rice Sports Medicine Department. She works closely with REMS on campus to promote the important working relationship between both departments in the care of student-athletes.

She is a graduate of Quinnipiac University where she earned a degree in Athletic Training/Sports Medicine. Doheny received her master's degree in Kinesiology from The University of Georgia where she worked with the women's tennis program. Prior to coming to Rice in 2019, she was an intern athletic trainer with the UAB football program during the Blazers run to the C-USA title in 2018.

Doheny is a Board of Certification certified athletic trainer and a member of both the National Athletic Trainers' Association and College Athletic Trainers' Association. She is a Nationally Registered Emergency Medical Technician (EMT) and holds additional certifications through Structure and Function Dry Needling, Owens Recovery Science Personalized Blood Flow Restriction, Functional Movement Screen L1, and Graston Technique M1. Her professional interests include emergency care in athletic training and nutrition for athletic performance and injury recovery.

A native of New Jersey, Deanna currently resides in Houston, Texas with her dog, Finn.

# Rice Coaching Staff



## **CHUCK POOL**

**ASSISTANT AD/ATHLETIC COMMUNICATIONS  
17TH SEASON**

A veteran of over 30 years on the Houston sports scene, Chuck Pool heads into his 17th year at the head of the Owls' publicity efforts.

He assumed his duties on August 23, 2006 when he became the third person to hold the Sports Information Director title at Rice, following Bill Whitmore (1950-84) and Bill Cousins (1984-2006). Pool guides athletic communications and publicity efforts for the Owls while serving as the primary contact for football as well as men's and women's tennis.

Pool and his staff have been honored twice in the last five years by the Football Writers' Association of America as one of their Super 11 Sports Information staffs (2014 & 2017).

In his time at Rice, he has coordinated the Owls initial efforts to move their media information away from printed materials as well as developing a broader overall reach through sport-specific Facebook and Twitter initiatives with a heavy emphasis on video.

In 2011, he wrote and co-produced a five-part documentary on the 100th season of Rice Football. In 2010, he assumed administrative responsibility of the Owls' video productions and oversaw the creative aspects of Owls Insider, a half-hour show on Fox Sports Houston. That same year he was responsible for the expansion of OwlVision's baseball webcast production as well as the first-ever webcast of the C-USA outdoor track and field championship.

In 2006, his publicity efforts enabled a previously unknown sophomore wide receiver, Jarett Dillard, to become one of three finalists for the Biletnikoff Award finalist. In 2008 Dillard became Rice's first Football Writers All American in 50 years.

He served as Media Coordinator for the 2010 and 2015 NCAA Men's South Basketball Regionals at in Houston. He was Local Media Coordinator for the 2011& 2016 Men's Final Four in Houston.

Pool, 62, joined the Owls after spending the previous four years running his own public relations company, Laysan Communications, which specialized in proactive sports-related public and media relations. His primary clients in-

cluded the Rotary Lombardi Award, which honors the top linemen in college football, and the Roger Clemens Award, which was presented to the top pitcher in college baseball. Laysan also provided media services to the Houston Super Bowl Host Committee, the Harris County-Houston Sports Authority and USA Football.

He first came to Houston in 1985 when he joined the Houston Astros as the assistant director of public relations. He remained with the Astros through the spring of 1992 when he was selected to create the media relations department of the expansion Florida Marlins. He returned to the Astros in 1998 before entering private business in 1999.

Pool is a 1980 graduate of the University of Nebraska where he played freshman football (1977). He joined the Huskers' SID department as a student assistant and was named Publications Coordinator/Sports Information Assistant upon graduation.

During his time at Nebraska, he was part of publicity efforts that garnered a Heisman Trophy, three Outland, two Rotary Lombardi Award winners and 10 consensus All-America selections in football. He also headed up publicity efforts for the Huskers' gymnastics and swimming programs, and served as media coordinator for three NCAA men's gymnastics and one NCAA women's swimming and diving championship.

He is a member of the FWAA and the College Sports Information Directors of America (CoSIDA). He is a past president of Pearland Little League and has served on the Advisory Council of the Rotary Lombardi Award.

Pool and wife Laura reside in Pearland. They have four children, Kevin, Cameron, Kelli, Courtney and two grandsons, Kaleb and Kolby.




## **MARCO REGALADO**

**EXECUTIVE DIRECTOR OF PLAYER PERSONNEL & RECRUITING INNOVATION  
FIRST SEASON**



## **JESSICA MORREY**

**DIRECTOR OF ON CAMPUS RECRUITING  
FIRST SEASON**



## **SYDNEY DAVIS**

**STAFF DIRECTOR/ASSISTANT TO THE HEAD COACH  
SECOND SEASON**

# 2021 Rice Statistics

## 2021 Rice Football Team Statistics

TEAM STATISTICS	Rice	OPP
<b>SCORING</b>	<b>258</b>	<b>434</b>
Points Per Game	21.5	36.2
<b>FIRST DOWNS</b>	<b>237</b>	<b>262</b>
Rushing	79	112
Passing	125	127
Penalty	33	23
<b>RUSHING YARDAGE</b>	<b>1804</b>	<b>1941</b>
Yards Gained Rushing	2071	2240
Yards Lost Rushing	267	299
Rushing Attempts	474	404
Average Per Rush	3.8	4.8
Average Per Game	150.3	161.8
TDs Rushing	19	30
<b>PASSING YARDAGE</b>	<b>2540</b>	<b>3285</b>
Comp-Att-Int	205-344-15	239-378-14
Average Per Pass	7.4	8.7
Average Per Catch	12.4	13.7
Average Per Game	211.7	273.8
TDs Passing	16	23
<b>TOTAL OFFENSE</b>	<b>4344</b>	<b>5226</b>
Total Plays	818	782
Average Per Play	5.3	6.7
Average Per Game	362.0	435.5
<b>KICKOFF RETURNS-YARDS</b>	<b>30-660</b>	<b>28-620</b>
Average Return	22.0	22.1
<b>PUNT RETURNS-YARDS</b>	<b>10-99</b>	<b>28-212</b>
Average Return	9.9	7.6
<b>INT RETURNS-YARDS</b>	<b>14-55</b>	<b>15-274</b>
Average Return	3.9	18.3
<b>FUMBLES-LOST</b>	<b>14-7</b>	<b>17-5</b>
<b>PENALTIES-YARDS</b>	<b>89-763</b>	<b>81-792</b>
Average Per Game	63.6	66.0
<b>PUNTS-YARDS</b>	<b>63-2629</b>	<b>47-1892</b>
Average Per Punt	54.4	59.9
Net Punt Average	35.2	36.0
<b>TIME OF POSSESSION/GAME</b>	<b>33:17</b>	<b>26:54</b>
1st Quarter	7:09	7:50
2nd Quarter	9:29	5:28
3rd Quarter	8:25	6:34
4th Quarter	8:08	6:51
<b>3rd DOWN CONVERSIONS</b>	<b>62/175</b>	<b>55/141</b>
3rd-Down Percentage	.354	.390
<b>4th DOWN CONVERSIONS</b>	<b>16/30</b>	<b>12/18</b>
4th-Down Percentage	.533	.667
<b>SACKS BY-Yards</b>	<b>27-207</b>	<b>28-180</b>
<b>MISC YARDS</b>	<b>0</b>	<b>0</b>
<b>TOUCHDOWNS SCORED</b>	<b>35</b>	<b>57</b>
<b>FIELD GOALS-ATTEMPTS</b>	<b>5-1</b>	<b>11-15</b>
<b>ONSIDE KICKS</b>	<b>0-0</b>	<b>1-1</b>
<b>RED ZONE SCORES</b>	<b>28-38</b>	<b>50-58</b>
Red Zone Percentage	.737	.862
<b>RED ZONE TOUCHDOWNS</b>	<b>24-38</b>	<b>41-58</b>
Red Zone TD Percentage	.632	.707
<b>PAT-ATTEMPTS</b>	<b>33-35</b>	<b>55-55</b>
PAT Percentage	.943	1.000
<b>ATTENDANCE</b>	<b>111,679</b>	<b>234,551</b>
Games/Average	6/18,613	6/39,092

## 2021 Rice Football results

Date	Opponent	W/L	Score	Record	C-USA	Attendance
Sept. 4, 2021	at Arkansas	L	17-38	0-1	0-0	64,065
Sept. 11, 2021	Houston	L	7-44	0-2	0-0	26,253
Sept. 18, 2021	at Texas	L	0-58	0-3	0-0	91,979
Sept. 25, 2021	Texas Southern	W	48-34	1-3	0-0	18,326
Oct. 2, 2021	* Southern Miss	W	24-19	2-3	1-0	16,031
Oct. 16, 2021	* at UTSA	L	0-45	2-4	1-1	27,515
Oct. 23, 2021	* at UAB	W	30-24	3-4	2-1	24,845
Oct. 30, 2021	* North Texas	L	24-30 <sup>ot</sup>	3-5	2-2	17,354
Nov. 6, 2021	* at Charlotte	L	24-31 <sup>ot</sup>	3-6	2-3	16,050
Nov. 13, 2021	* WKU	L	21-42	3-7	2-4	17,883
Nov. 20, 2021	* at UTEP	L	28-38	3-8	2-5	10,097
Nov. 27, 2021	* Louisiana Tech	W	35-31	4-8	3-5	15,832

\* Denotes Conference USA Game

RUSHING	GP	ATT	GAIN	LOSS	NET	AVG	TD	LONG	AVG/G
Ari Broussard	12	116	581	12	569	4.9	3	40	47.4
Khalan Griffin	12	114	513	13	400	3.5	2	36	33.3
Jordan Myers	11	92	351	13	338	3.7	8	64	30.7
Cameron Montgomery	12	44	271	18	256	5.8	2	70	21.3
Luke McCaffrey	9	41	216	84	132	3.2	2	1	14.7
Cedric Patterson III	12	3	47	7	40	13.3	1	38	3.3
Brendan Suckley	12	10	32	0	32	3.2	0	12	2.7
Jaeger Bull	12	1	30	0	30	30.0	0	30	2.5
Jake Bailey	11	1	14	0	14	14.0	0	14	1.3
Juma Otoviano	7	4	7	1	6	1.5	1	4	0.9
TJ McMahon	11	2	5	1	4	2.0	0	5	0.4
Jake Constantine	8	30	78	85	-7	-0.2	0	12	-0.9
Wiley Green	4	15	23	32	-9	-0.6	0	6	-2.3
Team	12	1	0	1	-1	-1.0	0	0	-0.1
<b>RICE TOTALS</b>	<b>12</b>	<b>474</b>	<b>2071</b>	<b>267</b>	<b>1804</b>	<b>3.8</b>	<b>19</b>	<b>70</b>	<b>150.3</b>
<b>Opponents</b>	<b>12</b>	<b>404</b>	<b>2240</b>	<b>299</b>	<b>1941</b>	<b>4.8</b>	<b>30</b>	<b>81</b>	<b>161.8</b>

PASSING	GP	EFFIC	COMP-ATT-INT	PCT	YDS	TD	LG	AVG/G
Jake Constantine	8	133.3	126-206-7	61.2	1622	8	73	202.8
Wiley Green	4	141.8	36-55-3	65.5	414	4	41	103.5
Luke McCaffrey	9	90.1	31-62-4	50.0	313	2	35	34.8
TJ McMahon	11	163.2	12-20-1	60.0	191	2	38	17.4
Team	12	0.0	0-1-0	0.0	0	0	0	0.0
<b>RICE TOTALS</b>	<b>12</b>	<b>128.2</b>	<b>205-344-15</b>	<b>59.6</b>	<b>2540</b>	<b>16</b>	<b>73</b>	<b>211.7</b>
<b>Opponents</b>	<b>12</b>	<b>148.9</b>	<b>239-378-14</b>	<b>63.2</b>	<b>3285</b>	<b>23</b>	<b>72</b>	<b>273.8</b>

RECEIVING	GP	NO	YDS	AVG	TD	LG	AVG/G
Jake Bailey	11	56	714	12.8	2	40	64.9
Cedric Patterson III	12	38	583	15.3	6	73	48.6
August Pitre III	8	31	494	15.9	3	41	61.8
Jordan Myers	11	27	278	10.3	1	58	25.3
Jack Bradley	12	16	163	10.2	1	28	13.6
Robert French	12	7	77	11.0	1	19	6.4
Kobie Campbell	8	7	64	9.1	0	16	8.0
Jaeger Bull	12	8	44	5.5	2	13	3.7
Cameron Montgomery	12	7	40	5.7	0	12	3.3
Bradley Rozner	1	2	30	15.0	0	20	30.0
Khalan Griffin	12	1	20	20.0	0	20	1.7
Brendan Suckley	12	2	13	6.5	0	9	1.1
Andrew Mason	8	1	12	12.0	0	12	1.5
Juma Otoviano	4	2	8	4.0	0	5	1.1
<b>RICE TOTALS</b>	<b>12</b>	<b>180</b>	<b>1992</b>	<b>11.1</b>	<b>13</b>	<b>55</b>	<b>166.0</b>
<b>Opponents</b>	<b>12</b>	<b>224</b>	<b>2903</b>	<b>13.0</b>	<b>18</b>	<b>90</b>	<b>241.9</b>

PUNT RETURNS	NO	YDS	AVG	TD	LG
Sean Fresch	10	99	9.9	0	48
<b>RICE TOTALS</b>	<b>10</b>	<b>99</b>	<b>9.9</b>	<b>0</b>	<b>48</b>
<b>Opponents</b>	<b>28</b>	<b>212</b>	<b>7.3</b>	<b>0</b>	<b>20</b>



# 2021 Rice Statistics

SCORING	TD	FG	POINT AFTERTRIES				DXP	SAF	PTS
			KICK	RUSH	RCV	PASS			
Jordan Myers	9	-	-	-	-	-	-	54	
Christian VanSickle	-	4-7	30-32	-	-	-	-	42	
Cedric Patterson III	7	-	-	-	-	-	-	42	
Ari Broussard	3	-	-	-	-	-	-	18	
August Pitre III	3	-	-	-	-	-	-	18	
Luke McCaffrey	2	-	-	-	-	-	-	12	
Jaeger Bull	2	-	-	-	-	-	-	12	
Cameron Montgomery	2	-	-	-	-	-	-	12	
Jake Bailey	2	-	-	-	-	-	-	12	
Khalan Griffin	2	-	-	-	-	-	-	12	
Jack Bradley	1	-	-	-	-	-	-	6	
Robert French	1	-	-	-	-	-	-	6	
Juma Otoviano	1	-	-	-	-	-	-	6	
Collin Riccitelli	-	1-4	3-3	-	-	-	-	6	
<b>RICETOTALS</b>	<b>35</b>	<b>5-11</b>	<b>33-35</b>	-	-	-	-	<b>258</b>	
<b>Opponents</b>	<b>57</b>	<b>11-15</b>	<b>55-55</b>	-	-	-	-	<b>434</b>	

FIELD GOALS	FG	PCT	1-19	20-29	30-39	40-49	50+	LG	BL
Christian VanSickle	4-7	57.1	0-0	2-2	1-2	1-2	0-1	41	0
Collin Riccitelli	1-4	25.0	0-0	41-1	0-3	0-0	0-0	25	0

ALL-PURPOSE LEADERS	G	RUSH	RCV	PR	KR	IR	TOT	AVG/G
Jake Bailey	11	14	714	0	0	0	728	66.2
Jordan Myers	11	338	278	0	30	0	646	58.7
Cedric Patterson III	12	40	583	0	0	0	623	51.9
Ari Broussard	12	569	0	0	0	0	569	47.7
August Pitre III	8	0	494	0	0	0	494	61.8
Khalan Griffin	12	400	20	0	0	0	420	35.0
Sean Fresch	12	0	0	99	317	0	416	34.7
Juma Otoviano	7	6	8	0	313	0	327	46.7
Cameron Montgomery	12	256	40	0	0	0	296	24.7
Jack Bradley	12	0	163	0	0	0	163	13.6
Luke McCaffrey	9	132	0	0	0	0	132	14.7
Robert French	12	0	77	0	0	0	77	6.4
Jaegar Bull	12	3t	44	0	0	0	74	6.2
Kobie Campbell	8	0	64	0	0	0	64	8.0
Brendan Suckley	12	32	13	0	0	0	45	3.8
Bradley Rozner	1	0	30	0	0	0	30	3.0
Naeem Smith	12	0	0	0	0	22	22	1.8
Gabe Taylor	12	0	0	0	0	13	13	1.1
<b>RICETOTALS</b>	<b>12</b>	<b>1804</b>	<b>2540</b>	<b>99</b>	<b>660</b>	<b>55</b>	<b>5158</b>	<b>429.8</b>
<b>Opponents</b>	<b>12</b>	<b>1941</b>	<b>3285</b>	<b>212</b>	<b>620</b>	<b>274</b>	<b>6332</b>	<b>527.7</b>

KICK RETURNS	NO	YDS	AVG	TD	LG
Sean Fresch	14	317	22.6	0	33
Juma Otoviano	14	313	22.4	0	50
Jordan Myers	2	30	15.0	0	16
<b>RICE TOTALS</b>	<b>30</b>	<b>660</b>	<b>22.0</b>	<b>0</b>	<b>50</b>
<b>Opponents</b>	<b>28</b>	<b>620</b>	<b>22.1</b>	<b>1</b>	<b>95</b>

INTERCEPTION RETURNS	NO	YDS	AVG	TD	LG
Naeem Smith	4	22	5.5	0	15
Gabe Taylor	3	13	4.3	0	7
George Nyakwol	2	5	2.5	0	5
Kirk Lockhart	2	10	5.0	0	10
Miles McCord	1	5	5.0	0	5
Terrence Ellis	1	0	0.0	0	0
Sean Fresch	1	0	0.0	0	0
<b>RICE TOTALS</b>	<b>14</b>	<b>55</b>	<b>3.9</b>	<b>0</b>	<b>15</b>
<b>Opponents</b>	<b>15</b>	<b>274</b>	<b>18.0</b>	<b>3</b>	<b>91</b>

FUMBLE RETURNS	NO	YDS	AVG	TD	LG
Desmyn Baker	1	20	20.0	0	20
Elijah Garcia	1	0	0.0	0	0
Antonio Montero	1	0	0.0	0	0
Kirk Lockhart	1	0	0.0	0	0
Gabe Taylor	1	0	0.0	0	0
<b>RICE TOTALS</b>	<b>5</b>	<b>20</b>	<b>4.0</b>	<b>0</b>	<b>20</b>
<b>Opponents</b>	<b>9</b>	<b>3</b>	<b>0.3</b>	<b>0</b>	<b>3</b>

PUNTING	NO	YDS	AVG	LG	TB	FC	I20	50+	BLK
Charlie Mendes	61	2557	41.9	66	5	5	17	9	2
Team	2	72	36.0	0	0	0	0	0	2
<b>RICE TOTALS</b>	<b>63</b>	<b>2629</b>	<b>41.7</b>	<b>66</b>	<b>5</b>	<b>5</b>	<b>17</b>	<b>9</b>	<b>4</b>
<b>Opponents</b>	<b>47</b>	<b>1892</b>	<b>40.3</b>	<b>63</b>	<b>5</b>	<b>15</b>	<b>17</b>	<b>10</b>	<b>1</b>

TOTAL OFFENSE LEADERS	G	PLAYS	RUSH	PASS	TOT	AVG/G
Jake Constantine	8	236	-7	1622	1615	201.9
Ari Broussard	12	116	569	0	569	47.4
Luke McCaffrey	9	103	132	313	445	49.4
Wiley Green	4	70	-9	414	405	101.3
Khalan Griffin	12	114	400	0	400	33.3
Jordan Myers	11	92	338	0	338	30.7
Cameron Montgomery	12	44	256	0	256	21.3
<b>RICE TOTALS</b>	<b>12</b>	<b>818</b>	<b>1804</b>	<b>2540</b>	<b>4344</b>	<b>362.0</b>
<b>Opponents</b>	<b>12</b>	<b>782</b>	<b>1941</b>	<b>3285</b>	<b>5226</b>	<b>435.5</b>

## Rice Offensive Starters

GAME	LT	LG	C	RG	RT	WR	WR	TE/WR	FB	RB	QB
S 4 at Arkansas	Servin	C. Garcia	Klarkowski	S. Baker	Woolford	Rozner	Bailey	Bradley	Bull (TE)	Griffin	Green
S 11 Houston	Servin	C. Garcia	Klarkowski	S. Baker	Woolford	Patterson III	Montgomery	Bradley	Suckley	Griffin	McCaffrey
S 18 at Texas	Servin	C. Garcia	Klarkowski	S. Baker	Woolford	Patterson III	Bailey	Bradley	Johnson III	Griffin	McCaffrey
S 25 Texas Southern	Servin	C. Garcia	Baker	Nutter	Woolford	Patterson III	Bailey	Bradley	Bull (TE)	Griffin	Constantine
O 2 Southern Miss	Servin	C. Garcia	S. Baker	Nutter	Woolford	Patterson III	French (TE)	Bradley	Bull (TE)	Myers	Constantine
O 16 at UTSA	Servin	C. Garcia	S. Baker	Nutter	Woolford	Patterson III	Bailey	Bradley	Pitre III (WR)	Myers	Constantine
O 23 at UAB	Servin	C. Garcia	S. Baker	Nutter	Woolford	Patterson III	Bailey	Bradley	Pitre III (WR)	Montgomery (WR)	Green
O 30 North Texas	Servin	C. Garcia	S. Baker	Nutter	Ferraro	Patterson III	Bailey	Bradley	Pitre III (WR)	Griffin	Green
N 6 at Charlotte	Servin	C. Garcia	S. Baker	Nutter	Woolford	Patterson III	Bailey	Bradley	Suckley	Myers	Constantine
N 13 WKU	Servin	C. Garcia	S. Baker	Nutter	Woolford	Patterson III	Bailey	Bradley	Pitre III (WR)	Broussard	Constantine
N 20 at UTEP	Servin	C. Garcia	S. Baker	Nutter	Woolford	Patterson III	Bailey	Bradley	Pitre III (WR)	Griffin	Constantine
N 27 Louisiana Tech	Servin	Pepe	S. Baker	Nutter	Woolford	Patterson III	Pitre III	Bradley	Johnson III	Broussard	McCaffrey

## Rice Defensive Starters

GAME	DE	DT	NT	DE	LB	LB	LB/CB	CB	CB	SS	FS
S 4 at Arkansas	Schuman	E. Garcia	Enechukwu	Orji	Montero	Chamberlain	Morrison	Dunbar	Fresch	Nyakwol	Smith
S 11 Houston	Schuman	E. Garcia	Enechukwu	Orji	Montero	Chamberlain	Morrison	Dunbar	Fresch	Nyakwol	Smith
S 18 at Texas	Schuman	E. Garcia	Enechukwu	Orji	Montero	Taylor	Morrison	Dunbar	Fresch	Nyakwol	Smith
S 25 Texas Southern	Enechukwu	Floyd	E. Garcia	Orji	Montero	Lockhart	Morrison	Dunbar	McCord	Nyakwol	Smith
O 2 Southern Miss	Schuman	E. Garcia	Enechukwu	Pearcy	Montero	Chamberlain	Morrison	Dunbar	McCord	Nyakwol	Smith
O 16 at UTSA	Schuman	E. Garcia	Enechukwu	Pearcy	Montero	Lockhart	D. Baker	Dunbar	McCord	Calderon	Smith
O 23 at UAB	Enechukwu	Floyd	E. Garcia	Pearcy	Montero	Arkansas	D. Baker	Dunbar	McCord	Taylor	Smith
O 30 North Texas	Schuman	E. Garcia	Enechukwu	Pearcy	Montero	Lockhart	D. Baker	Dunbar	McCord	Taylor	Smith
N 6 at Charlotte	Schuman	E. Garcia	Enechukwu	Orji	Montero	Lockhart	D. Baker	Dunbar	Fresch	Taylor	Smith
N 13 WKU	Schuman	E. Garcia	Enechukwu	Orji	Siano	Lockhart	D. Baker	McCord	Fresch	Taylor	Smith
N 20 at UTEP	Enechukwu	E. Garcia	Floyd	Orji	Siano	Pearcy	D. Baker	Bird	Fresch	Taylor	Smith
N 27 Louisiana Tech	Schuman	E. Garcia	Enechukwu	Orji	Siano	Lockhart	D. Baker	McCord	Fresch	Taylor	Smith

# 2021 Rice Statistics

## Defensive Statistics

NO	DEFENDER	GP	TACKLES			TFL/YDS	SACKS	PASS DEFENSE		FUMBLES		BLKD	
			UA	A	TOT		NO/YDS	INT/YDS	BrUP	RCV/YDS	FF	KICKS	SAF
92	Elijah Garcia	12	26	41	67	5.5/46	5.0/44	-	2	1/0	-	-	-
3	Naeem Smith	12	32	33	65	1.5/12	1.0/11	4/22	5	-	-	-	-
1	Antonio Montero	9	21	38	59	8.5/23	2.0/13	-	2	1/0	1	-	-
12	Josh Pearcy	12	24	34	58	7.5/25	4.5/22	-	-	-	1	-	-
26	Gabe Taylor	12	44	12	56	1.0/4	-	3/13	5	1/0	1	-	-
91	Ikenna Enechukwu	12	15	33	48	8.0/35	4.5/25	-	-	-	1	-	-
9	Kirk Lockhart	11	25	22	47	2.5/14	1.0/11	2/10	-	1/0	2	-	-
6	Desmyn Baker	10	24	19	43	3.5/17	1.5/13	-	-	1/20	1	-	-
7	Trey Schuman	9	17	23	40	5.0/25	3.0/22	-	-	-	1	-	-
10	Kenneth Orji	9	18	18	36	5.0/21	1.0/9	-	1	-	1	1	-
33	Myron Morrison	12	12	22	34	2.0/2	-	-	2	-	1	-	-
24	Miles McCord	12	16	15	31	0.5/1	-	1/5	6	-	-	-	-
25	Jordan Dunbar	12	23	7	30	-	-	-	9	-	-	-	-
29	Sean Fresch	12	14	13	27	1.0/2	-	1/0	7	-	-	1	-
20	George Nyakwol	5	14	11	25	1.0/8	1.0/8	2/5	3	-	-	-	-
41	Plae Wyatt	12	11	10	21	-	-	-	-	-	1	-	-
50	Izeya Floyd	11	4	15	19	3.0/14	1.0/9	-	1	-	-	-	-
35	Aidan Siano	12	3	12	15	0.5/5	0.5/5	-	-	-	-	-	-
17	Treshawn Chamberlain	3	6	9	15	-	-	-	-	-	-	-	-
5	Chike Anigbogu	11	6	7	13	1.0/1	-	-	1	-	-	-	-
0	Adrian Bickham	12	7	4	11	-	-	-	-	-	-	-	-
23	Isaiah Richardson	12	4	4	8	-	-	-	-	-	1	-	-
34	Terrence Ellis	5	4	4	8	-	-	1/0	-	-	-	-	-
4	Prudy Calderon	8	3	3	6	-	-	-	-	-	-	-	-
95	Caleb James	6	1	4	5	-	-	-	-	-	-	-	-
18	Miles Adams	12	1	3	4	-	-	-	-	-	-	1	-
30	Ari Broussard	12	2	2	4	-	-	-	-	-	-	-	-
7	Jordan Myers	11	3	1	4	-	-	-	-	-	-	-	-
15	Andrew Bird	11	2	1	3	-	-	-	-	-	-	-	-
18	Robert French	12	1	2	3	-	-	-	-	-	-	-	-
32	Jerry Johnson III	11	2	-	2	-	-	-	-	-	-	-	-
34	Campbell Riddle	12	-	2	2	-	-	-	-	-	-	-	-
17	Kobie Campbell	8	2	-	2	-	-	-	-	-	-	-	-
88	August Pitre III	8	2	-	2	-	-	-	-	-	-	-	-
99	Charlie Mendes	12	-	1	1	-	-	-	-	-	-	-	-
31	Marcus Williams	1	1	-	1	-	-	-	-	-	-	-	-
82	Jaeger Bull	12	1	-	4	-	-	-	-	-	-	-	-
1	Cameron Montgomery	12	-	1	1	-	-	-	-	-	-	-	-
42	Kenny Seymour, Jr.	4	1	-	1	-	-	-	-	-	-	-	-
14	Jaren Banks	1	-	1	1	-	-	-	-	-	-	-	-
19	DJ Arkansas	1	1	-	1	1.0/8	1.0/8	-	-	-	-	-	-
31	Christian VanSickle	10	1	-	1	-	-	-	-	-	-	-	-
30	Elroyal Morris	4	-	1	1	-	-	-	-	-	-	-	-
4	Cedric Patterson III	12	1	-	1	-	-	-	-	-	-	-	-
71	Clay Servin	12	1	-	1	-	-	-	-	-	-	-	-
	<b>Team</b>	<b>12</b>	<b>394</b>	<b>430</b>	<b>824</b>	<b>58/270</b>	<b>27/207</b>	<b>14/55</b>	<b>44</b>	<b>5/20</b>	<b>12</b>	<b>3</b>	<b>-</b>
	<b>Opponents</b>	<b>12</b>	<b>392</b>	<b>504</b>	<b>896</b>	<b>63/242</b>	<b>28/180</b>	<b>15/274</b>	<b>42</b>	<b>9/3</b>	<b>10</b>	<b>4</b>	<b>2</b>

# 2021 Rice Statistics

## Offensive Game-by-Game Statistics

### Passing

Wiley Green	Comp	Att	Int	Pct	Yards	TD	LG	Sacked	Effic.
S 4 at Arkansas	12	24	3	50.0	152	1	41	2-11	92.0
S 18 at Texas	5	6	0	83.3	28	0	9	1-1	122.5
O 23 at UAB	17	22	0	77.3	205	3	35	4-12	200.5
O 30 North Texas	2	3	0	66.7	29	0	21	1-8	147.9
<b>Totals</b>	<b>36</b>	<b>55</b>	<b>3</b>	<b>65.5</b>	<b>414</b>	<b>4</b>	<b>41</b>	<b>8-32</b>	<b>141.8</b>

TJ McMahon	Comp	Att	Int	Pct	Yards	TD	LG	Sacked	Effic.
N 27 Louisiana Tech	12	0	1	60.0	191	2	38	0-0	163.2
<b>Totals</b>	<b>27</b>	<b>37</b>	<b>0</b>	<b>73.0</b>	<b>225</b>	<b>1</b>	<b>26</b>	<b>5-19</b>	<b>132.97</b>

Jake Constantine	Comp	Att	Int	Pct	Yards	TD	LG	Sacked	Effic.
S 18 at Texas	12	15	0	80.0	80	0	21	2-7	124.8
S 25 Texas Southern	18	23	1	78.3	271	1	73	1-3	182.9
O 2 Southern Miss	16	22	0	72.7	192	2	39	1-12	176.0
O 16 at UTSA	3	6	1	50.0	21	0	9	2-15	46.1
O 30 North Texas	16	30	0	53.3	242		58	2-17	143.1
N 6 at Charlotte	19	35	1	54.3	253	0	40	1-12	109.3
N 13 WKU	28	50	4	56.0	380	1	27	3-12	110.4
N 20 at UTEP	14	25	0	56.0	183	2	33	0-0	143.9
<b>Totals</b>	<b>126</b>	<b>206</b>	<b>7</b>	<b>61.2</b>	<b>1622</b>	<b>8</b>	<b>73</b>	<b>12-78</b>	<b>133.3</b>

Luke McCaffrey	Comp	Att	Int	Pct	Yards	TD	LG	Sacked	Effic.
S 4 at Arkansas	5	10	0	50.0	75	0	35	0-0	113.0
S 11 Houston	9	19	3	47.4	86	1	15	4-30	71.2
S 18 at Texas	2	3	0	66.7	20	0	11	0-0	122.7
O 2 Southern Miss	1	1	0	100.0	15	0	15	0-0	226.0
O 16 at UTSA	5	10	1	50.0	15	0	6	1-22	42.6
N 20 at UTEP	5	13	0	38.5	47	0	18	0-0	68.8
N 27 Louisiana Tech	4	6	0	66.7	55	1	22	2-10	198.7
<b>Totals</b>	<b>31</b>	<b>62</b>	<b>4</b>	<b>50.0</b>	<b>313</b>	<b>2</b>	<b>35</b>	<b>8-70</b>	<b>90.1</b>

### Rushing

Game	Broussard	Griffin	Myers	Montgomery	McCaffrey	Constantine	Green	Suckley	Otoviano	Patterson III
S 4 at Arkansas	6-19/0	13-35/0	10-23/1	1-(-2)/0	4-8/0	DNP	4-(-9)/0	1-7/0	4-6/1	-
S 11 Houston	8-37/0	19-86/0	-	-	8-3/0	DNP	DNP	1-0/0	DNP	-
S 18 at Texas	6-25/0	7-52/0	7-41/0	2-12/0	1-5/0	3-(-2)/0	4-8/0	-	1-4/0	-
S 25 Texas Southern	4-37/0	5-43/1	26-160/4	5-27/0	6-48/1	3-1/0	DNP	2-19/0	DNP	-
O 2 Southern Miss	6-25/0	3-10/0	10-20/0	4-11/0	2-16/0	7-(-2)/0	DNP	-	DNP	1-38/1
O 16 at UTSA	10-61/0	9-20/0	7-20/0	2-(-6)/0	5-(-7)/0	2-(-15)/0	DNP	-	DNP	1-(-7)/0
O 23 at UAB	16-65/0	8-21/0	11-20/1	2-6/0	4-(-1)/0	DNP	6-0/0	-	-	-
O 30 North Texas	11-18/0	14-47/0	11-32/1	2-(-1)/0	DNP	6-9/0	1-(-8)/0	1-0/0	-	-
N 6 at Charlotte	20-186/0	11-14/0	7-18/1	-	DNP	2-(-9)/0	DNP	2-6/0	-	-
N 13 WKU	15-60/0	8-32/1	DNP	7-36/0	DNP	4-(-6)/0	DNP	-	1-2/1	-
N 20 at UTEP	2-2/1	12-20/0	-	9-78/0	4-43/1	3-17/0	DNP	2-0/0	2-0/0	-
N 27 Louisiana Tech	12-34/0	5-20/0	3-4/0	10-95/2	7-17/0	DNP	DNP	1-0/0	-	1-9/0
<b>Totals</b>	<b>116-569/3</b>	<b>114-400/2</b>	<b>92-338/8</b>	<b>44-256/2</b>	<b>41-132/2</b>	<b>30-(-7)/0</b>	<b>15-(-9)/0</b>	<b>10-32/0</b>	<b>4-6/1</b>	<b>3-40/1</b>

### Receiving

Game	Bailey	Patterson III	Pitre III	Myers	Bradley	Bull	French	Campbell	Montgomery	Rozner
S 4 at Arkansas	4-47/0	1-15/0	4-97/1	2-11/0	1-5/0	2-14/0	1-8/0	-	-	2-30/0
S 11 Houston	1-15/0	2-26/0	DNP	5-41/1	-	-	-	-	-	DNP
S 18 at Texas	4-22/0	1-21/0	DNP	4-19/0	3-25/0	1-4/0	1-13/0	2-15/0	3-9/0	DNP
S 25 Texas Southern	7-65/0	3-108/1	DNP	4-48/0	1-16/0	1-13/0	-	DNP	1-12/0	DNP
O 2 Southern Miss	5-83/1	3-37/0	DNP	2-21/0	5-47/0	-	1-19/1	DNP	1-0/0	DNP
O 16 at UTSA	2-13/0	4-19/0	-	1-(-2)/0	1-6/0	-	-	DNP	-	DNP
O 23 at UAB	6-45/0	2-39/0	6-108/1	1-10/0	-	2-3/2	-	-	-	DNP
O 30 North Texas	10-143/1	4-31/1	1-9/0	3-88/0	-	-	-	-	-	DNP
N 6 at Charlotte	7-143/0	4-45/0	2-14/0	3-30/0	2-13/0	-	-	DNP	1-8/0	DNP
N 13 WKU	5-80/0	7-100/1	9-133/0	DNP	1-17/0	1-3/0	1-8/0	-	1-11/0	DNP
N 20 at UTEP	5-58/0	2-49/1	5-43/0	-	2-34/1	-	1-6/0	3-28/0	-	DNP
N 27 Louisiana Tech	DNP	5-93/2	4-90/1	2-12/0	-	1-7/0	2-23/0	2-21/0	-	DNP
<b>Totals</b>	<b>56-714/2</b>	<b>38-583/6</b>	<b>31-494/3</b>	<b>27-278/1</b>	<b>16-163/1</b>	<b>8-44/2</b>	<b>7-77/1</b>	<b>7-64/0</b>	<b>7-40/0</b>	<b>2-30/0</b>

# 2021 Rice Statistics

## Defensive Game-by-Game Statistics

### Tackles

DEFENDER	UA-A	TOT	ARK	UH	UT	TSU	USM	UTSA	UAB	UNT	CHA	WKU	UTEP	TECH
Elijah Garcia	26-41	67	2-2	4-2	2-7	2-1	2-4	3-2	2-0	2-7	1-4	3-3	3-2	0-7
Naeem Smith	32-33	65	2-4	3-3	5-4	5-0	2-3	3-3	2-2	2-1	1-3	3-1	3-2	1-7
Antonio Montero	21-38	59	4-7	2-8	1-5	3-3	1-4	2-4	0-2	4-3	4-2	DNP	DNP	DNP
Josh Percy	24-34	58	1-2	0-2	1-3	4-1	2-9	2-1	5-3	3-2	0-3	1-4	3-1	2-3
Gabe Taylor	44-12	56	1-1	3-1	7-0	3-1	0-1	2-0	8-2	5-2	1-0	2-3	8-0	4-1
Ikenna Enechukwu	15-33	48	0-3	0-2	2-1	3-1	2-4	3-1	1-2	0-7	0-2	0-1	1-3	3-6
Kirk Lockhart	25-22	47	DNP	1-0	0-2	1-2	0-2	4-1	0-1	4-3	4-5	7-3	2-0	2-3
Desmyn Baker	24-19	43	1-1	1-3	DNP	DNP	1-2	5-2	4-2	0-2	1-4	6-1	2-1	3-1
Trey Schuman	17-23	40	3-4	2-5	-	DNP	2-8	4-2	DNP	1-2	2-0	2-0	DNP	1-2
Kenneth Orji	18-18	36	2-2	3-2	2-3	4-1	DNP	DNP	DNP	0-3	2-4	2-1	1-0	2-2
Myron Morrison	12-22	34	3-6	2-3	-	4-0	0-3	2-0	0-1	0-1	0-2	0-1	0-1	1-4
Miles McCord	16-15	31	0-2	2-1	1-4	-	1-1	2-2	3-1	1-0	2-1	2-2	-	2-1
Jordan Dunbar	23-7	30	1-0	4-3	1-0	3-1	3-2	3-0	-	2-0	1-0	1-0	2-1	2-0
Sean Fresch	14-13	27	-	0-2	2-1	1-1	-	2-0	0-1	0-1	1-3	4-1	3-1	1-2
George Nyakwol	14-11	25	0-4	0-2	2-1	7-0	5-4	DNP	DNP	DNP	DNP	DNP	DNP	DNP
Plae Wyatt	11-10	21	-	-	-	0-2	1-0	-	1-1	0-1	1-1	2-2	4-2	2-1
Izeya Floyd	4-15	19	-	-	0-3	-	DNP	1-0	0-2	1-0	0-2	-	1-1	1-7
Treshawn Chamberlain	6-9	15	4-7	1-0	DNP	DNP	1-2	DNP	DNP	DNP	DNP	DNP	DNP	DNP
Aidan Siano	3-12	15	-	-	-	-	1-0	-	-	0-3	-	0-3	2-3	0-3
Chike Anigbogu	6-7	13	1-0	0-1	-	1-2	0-3	0-1	1-0	1-0	DNP	1-0	-	1-0
Adrian Bickham	7-4	11	-	0-1	2-0	-	0-1	2-1	-	1-0	-	1-0	1-1	-
Isaiah Richardson	4-4	8	1-0	0-1	1-0	-	-	1-1	-	-	-	0-1	1-0	0-1
Terreance Ellis	4-4	8	DNP	DNP	1-3	-	-	1-0	DNP	DNP	DNP	DNP	DNP	2-1
Prudy Calderon	3-3	6	DNP	DNP	1-1	-	1-0	1-2	-	DNP	DNP	-	-	-
Caleb James	1-4	5	-	0-1	0-2	1-1	-	-	DNP	DNP	DNP	DNP	DNP	DNP
Jordan Myers	3-1	4	-	-	-	-	1-0	-	-	-	-	DNP	1-0	1-1
Ari Broussard	2-2	4	0-1	-	-	-	-	1-1	-	-	1-0	-	-	-
Miles Adams	1-3	4	0-2	0-1	-	1-0	-	-	-	-	-	-	-	-
Andrew Bird	2-1	3	-	1-0	-	1-0	DNP	-	-	-	-	-	0-1	-
Robert French	1-2	3	-	-	-	1-0	0-1	-	-	-	-	-	-	0-1
Jerry Johnson III	2-0	2	-	-	-	-	-	-	-	DNP	-	1-0	1-0	-
Kobie Campbell	2-0	2	-	-	-	DNP	DNP	DNP	1-0	-	DNP	-	1-0	-
August Pitre III	2-0	2	2-0	DNP	DNP	DNP	DNP	-	-	-	-	-	-	-
Campbell Riddle	0-2	2	0-1	-	-	-	-	-	-	-	-	-	-	0-1
Cedric Patterson III	1-0	1	-	-	-	-	-	-	-	-	-	-	-	1-0
Jaeger Bull	1-0	1	-	-	-	-	-	-	-	-	-	-	-	1-0
Clay Servin	1-0	1	1-0	-	-	-	-	-	-	-	-	-	-	-
DJ Arkansas	1-0	1	DNP	DNP	DNP	DNP	DNP	DNP	1-0	DNP	DNP	DNP	DNP	DNP
Kenny Seymour, Jr.	1-0	1	DNP	DNP	DNP	DNP	DNP	DNP	DNP	-	-	-	1-0	DNP
Marcus Williams	1-0	1	1-0	DNP	DNP	DNP	DNP	DNP	DNP	DNP	DNP	DNP	DNP	DNP
Christian VanSickle	1-0	1	-	DNP	DNP	-	-	-	-	1-0	-	-	-	-
Jaren Banks	0-1	1	0-1	DNP	DNP	DNP	DNP	DNP	DNP	DNP	DNP	DNP	DNP	DNP
Cameron Montgomery	0-1	1	-	-	-	0-1	-	-	-	-	-	-	-	-
Elroyal Morris	0-1	1	DNP	DNP	DNP	DNP	DNP	DNP	-	DNP	DNP	0-1	-	-
Charlie Mendes	0-1	1	-	-	-	-	-	-	-	-	-	-	-	0-1

### Quarterback Sacks

DEFENDER	UA-A	TOT	ARK	UH	UT	TSU	USM	UTSA	UAB	UNT	CHA	WKU	UTEP	TECH
Elijah Garcia	4-2	5.0	-	1.0-6	-	-	2.0-22	-	-	-	0.5-2	-	1.0-9	0.5-5
Josh Percy	4-1	4.5	0.5-4	-	-	1.0-9	-	1.0-4	1.0-2	-	-	-	-	1.0-3
Ikenna Enechukwu	3-3	4.5	0.5-4	-	-	1.0-7	1.0-6	-	-	-	0.5-4	-	0.5-4	1.0-0
Trey Schuman	3-0	3.0	-	-	-	DNP	1.0-6	-	DNP	-	1.0-9	-	DNP	1.0-7
Antonio Montero	2-0	2.0	1.0-5	-	-	-	-	-	-	-	1.0-8	DNP	DNP	DNP
Desmyn Baker	1-1	1.5	-	-	DNP	DNP	-	-	-	-	0.5-3	1.0-10	-	-
Naeem Smith	1-0	1.0	-	-	-	-	-	-	1.0-11	-	-	-	-	-
Kirk Lockhart	1-0	1.0	DNP	1.0-11	-	-	-	-	-	-	-	-	-	-
Kenneth Orji	1-0	1.0	-	1.0-9	-	-	DNP	DNP	DNP	-	-	-	-	-
DJ Arkansas	1-0	1.0	DNP	DNP	DNP	DNP	DNP	DNP	1.0-8	DNP	DNP	DNP	DNP	DNP
George Nyakwol	1-0	1.0	-	-	-	-	1.0-8	DNP	DNP	DNP	DNP	DNP	DNP	DNP
Izeya Floyd	0-2	1.0	-	-	-	-	DNP	-	-	-	0.5-5	-	-	0.5-4
Aidan Siano	0-1	0.5	-	-	-	-	-	-	-	-	-	-	0.5-5	-



# 2021 Rice Statistics

## Rice Game Summaries

GAME	SCORE	FIRST DOWNS					RUSHING			PASSING			PLY-SYD	FUMB NO-LOST	PENALTIES NO-YDS	POSS TIME
		RUSH	PASS	PEN	TOT	ATT	YDS	TD	C-A-I	YDS	TD					
S 4	Rice	17	1	12	6	19	39	81	1	17-35-3	227	1	74-308	1-0	10-60	33:54
	at Arkansas	38	12	4	2	18	44	245	4	12-21-1	128	1	65-373	2-0	13-117	26:06
S 11	Houston	44	9	12	2	23	35	144	3	23-33-0	249	2	68-393	2-0	7-89	32:01
	at Rice	7	6	6	3	15	36	126	0	9-19-3	86	1	55-212	0-0	5-55	27:59
S 18	Rice	0	8	6	0	14	32	144	0	19-24-0	128	0	56-272	2-1	6-40	30:34
	at Texas	58	17	8	2	27	41	433	6	17-21-1	193	2	62-626	1-0	2-12	29:26
S 25	Texas Southern	34	4	14	3	21	35	104	3	20-36-1	357	1	71-461	1-0	7-62	24:34
	at Rice	48	16	12	2	30	52	349	6	18-23-1	271	1	75-620	3-2	8-70	35:26
O 2	Southern Miss	19	8	12	1	21	27	57	0	25-40-4	321	1	67-378	0-0	10-90	28:19
	at Rice	24	4	9	2	15	33	118	1	17-23-0	207	2	56-325	0-0	5-40	31:41
O 16	Rice	0	5	1	2	8	36	66	0	8-12-2	36	0	52-102	0-0	4-28	31:11
	at UTSA	45	14	7	1	22	38	261	2	14-24-0	142	2	62-403	2-0	3-35	28:49
O 23	Rice	30	6	12	1	19	48	141	1	17-22-0	205	3	70-346	2-2	2-30	38:01
	at UAB	24	7	7	1	15	22	127	2	19-32-1	318	1	54-445	1-1	10-108	21:59
O 30	North Texas	30	14	4	2	20	43	193	4	11-22-0	122	0	65-315	1-0	7-74	21:21
	at Rice	24	7	13	5	25	46	97	1	18-34-0	271	2	80-368	1-0	15-115	38:39
N 6	Rice	24	8	14	1	23	42	215	3	19-35-1	253	0	77-468	1-0	12-107	37:16
	at Charlotte	31	4	13	3	20	24	57	1	20-29-0	292	3	53-349	3-2	2-17	22:44
N 13	WKU	42	6	20	2	28	25	93	1	35-47-2	495	5	72-588	2-2	7-75	24:20
	at Rice	21	4	19	2	25	35	124	2	25-50-4	380	1	85-504	4-1	8-80	35:14
N 20	Rice	28	6	12	4	22	34	160	2	19-38-0	166	2	72-390	1-0	3-35	28:50
	at UTEP	38	7	15	1	23	32	122	3	23-35-1	366	2	67-488	1-0	10-78	31:10
N 27	Louisiana Tech	31	10	11	5	26	40	124	1	20-37-3	303	3	77-427	0-0	3-35	29:49
	at Rice	35	8	9	2	19	41	183	2	16-26-1	246	3	67-429	1-1	11-104	30:11
<b>RICE TOTALS</b>		<b>258</b>	<b>79</b>	<b>125</b>	<b>33</b>	<b>237</b>	<b>474</b>	<b>1804</b>	<b>19</b>	<b>205-344-15</b>	<b>2540</b>	<b>16</b>	<b>818-4344</b>	<b>14-7</b>	<b>89-763</b>	<b>33:14</b>
<b>Opponents</b>		<b>434</b>	<b>112</b>	<b>127</b>	<b>23</b>	<b>262</b>	<b>404</b>	<b>1941</b>	<b>30</b>	<b>239-378-14</b>	<b>3285</b>	<b>23</b>	<b>782-5226</b>	<b>17-5</b>	<b>81-792</b>	<b>26:44</b>

## Red Zone Opportunities

### Rice Inside Red-Zone

GAME	SCORE	Times In RZ	Times Scored	TOT PTS	Rush TDs	Pass TDs	FGs MADE	Failed to score inside RZ							
								FGA	Down	Int	Fumb	Half	Game		
S 4	at Arkansas	L 17-38	4	2	10	1	1	0	1	2	1	0	0	0	0
S 11	Houston	L 7-44	3	1	7	1	0	1	0	1	0	1	0	0	0
S 18	at Texas	L 0-58	2	0	0	0	0	0	0	1	0	0	0	0	1
S 25	Texas Southern	W 48-34	6	5	34	5	5	0	0	0	0	0	0	0	1
O 2	Southern Miss	W 24-19	1	1	7	1	0	1	0	0	0	0	0	0	0
O 16	at UTSA	L 0-45	0	0	0	0	0	0	0	0	0	0	0	0	0
O 23	at UAB	W 30-24	5	5	30	4	1	3	1	1	0	0	0	0	0
O 30	North Texas	L 24-30	4	4	24	3	1	2	1	1	0	0	0	0	0
N 6	at Charlotte	L 24-31	4	3	17	2	2	0	1	2	0	0	0	0	0
N 13	WKU	L 21-42	4	2	14	2	2	0	0	0	1	1	0	0	0
N 20	at UTEP	L 28-38	3	3	21	3	2	1	0	0	0	0	0	0	0
N 27	Louisiana Tech	W 35-31	2	2	14	2	1	1	0	0	0	0	0	0	0
<b>RICE TOTALS</b>			<b>38</b>	<b>28</b>	<b>178</b>	<b>24</b>	<b>15</b>	<b>9</b>	<b>4</b>	<b>8</b>	<b>2</b>	<b>2</b>	<b>0</b>	<b>0</b>	<b>2</b>
			<b>28 of 38 (.737)</b>												

### Opponents Inside Red-Zone

GAME	SCORE	Times In RZ	Times Scored	TOT PTS	Rush TDs	Pass TDs	FGs MADE	Failed to score inside RZ							
								FGA	Down	Int	Fumb	Half	Game		
S 4	at Arkansas	L 17-38	5	5	31	4	3	1	1	1	0	0	0	0	0
S 11	Houston	L 7-44	4	4	28	4	3	1	0	0	0	0	0	0	0
S 18	at Texas	L 0-58	6	5	35	5	3	2	0	0	1	0	0	0	0
S 25	Texas Southern	W 48-34	5	5	31	4	3	1	1	1	0	0	0	0	0
O 2	Southern Miss	W 24-19	2	1	3	0	0	0	1	2	0	0	0	0	0
O 16	at UTSA	L 0-45	5	5	31	4	2	2	1	0	0	0	0	0	0
O 23	at UAB	W 30-24	4	2	10	1	1	0	1	2	1	0	0	0	0
O 30	North Texas	L 24-30	5	5	30	4	4	0	1	1	0	0	0	0	0
N 6	at Charlotte	L 24-31	5	3	17	2	1	1	1	2	0	0	1	0	0
N 13	WKU	L 21-42	7	5	35	5	1	4	0	0	0	2	0	0	0
N 20	at UTEP	L 28-38	6	6	38	5	3	2	1	1	0	0	0	0	0
N 27	Louisiana Tech	W 35-31	4	4	24	3	1	2	1	1	0	0	0	0	0
<b>Opponents</b>			<b>58</b>	<b>50</b>	<b>313</b>	<b>41</b>	<b>25</b>	<b>16</b>	<b>9</b>	<b>11</b>	<b>2</b>	<b>2</b>	<b>1</b>	<b>0</b>	<b>0</b>
			<b>50 of 58 (.862)</b>												

# 2021 Rice Statistics

## Rice Scoring Drives

### Arkansas 38, Rice 17

Q	Time	Scoring Play	P	YDS	TOP	Score
2	11:55	Riccitelli 25-yd field goal	6	14	2:59	ARK 7-3
2	4:19	Myers 1-yd run	8	41	2:21	Rice 10-7
3	10:28	Pitre III 41-yd pass from Green	2	56	0:48	Rice 17-7

### Houston 44, Rice 7

Q	Time	Scoring Play	P	YDS	TOP	Score
2	0:13	Myers 5-yd pass from McCaffrey	11	81	5:01	UH 17-7

### Texas 58, Rice 0

Q	Time	Scoring Play	P	YDS	TOP	Score
None						

### Rice 48, Texas Southern 34

Q	Time	Scoring Play	P	YDS	TOP	Score
1	14:47	Patterson III 73-yd pass from Constantine	1	73	0:09	Rice 7-0
1	5:23	Myes 1-yd run	7	85	3:02	Rice 14-0
2	7:16	Myers 1-yd run	11	63	5:28	Rice 20-3
3	8:24	McCaffrey 1-yd run	8	69	4:11	Rice 27-6
3	2:20	Myers 1-yd run	8	78	4:02	Rice 34-13
4	9:43	Myes 64-yd run	3	83	1:23	Rice 41-20
4	4:04	Griffin 1-yd run	9	75	4:26	Rice 48-27

### Rice 24, Southern Miss 19

Q	Time	Scoring Play	P	YDS	TOP	Score
1	8:06	Bailey 39-yd pass from Constantine	6	74	4:04	Rice 7-0
2	3:46	VanSickle 41-yd field goal	10	58	4:58	Rice 10-7
3	10:53	French 19-yd pass from Constantine	9	75	4:07	Rice 17-7
3	9:32	Patterson III 38-yd run	1	38	0:09	Rice 24-7

### UTSA 45, Rice 0

Q	Time	Scoring Play	P	YDS	TOP	Score
None						

### Rice 30, UAB 24

Q	Time	Scoring Play	P	YDS	TOP	Score
1	9:40	Myers 1-yd run	12	50	5:10	Rice 7-0
1	6:54	Bull 2-yd pass from Green	6	51	2:28	Rice 13-0
2	3:23	Pitre III 11-yd pass from Green	13	80	7:33	Rice 20-14
3	7:40	Bull 1-yd pass from Green	10	65	5:20	Rice 27-14
4	5:52	VanSickle 27-yd field goal	13	71	8:22	Rice 30-21

### North Texas 30, Rice 24

Q	Time	Scoring Play	P	YDS	TOP	Score
2	2:12	VanSickle 30-yd field goal	19	68	12:07	Tied 3-3
3	6:45	Myers 1-yd run	7	38	3:21	Tied 10-10
4	11:50	Bailey 17-yd pass from Constantine	14	75	7:08	Tied 17-17
4	0:16	Patterson III 12-yd pass from Constantine	12	89	1:42	Tied 24-24

### Charlotte 31, Rice 24

Q	Time	Scoring Play	P	YDS	TOP	Score
2	11:29	Broussard 22-yd run	9	76	3:42	Tied 7-7
3	8:01	VanSickle 25-yd field goal	8	59	3:30	CHA 14-10
3	2:48	Myers 1-yd run	7	63	3:13	Rice 17-14
4	6:35	Broussard 2-yd run	16	84	9:36	Rice 24-14

### WKU 42, Rice 21

Q	Time	Scoring Play	P	YDS	TOP	Score
3	3:16	Patterson III 23-yd pass from Constantine	8	80	3:44	WKU 28-7
4	11:44	Griffin 7-yd run	9	75	3:12	WKU 35-14
4	0:55	Otoviano 2-yd run	6	37	1:13	WKU 42-21

### UTEP 38, Rice 28

Q	Time	Scoring Play	P	YDS	TOP	Score
2	10:13	Broussard 1-yd run	15	70	8:45	Tied 7-7
2	1:03	Bradley 6-yd pass from Constantine	6	69	2:30	Tied 14-14
2	0:12	Patterson III 33-yd pass from Constantine	2	52	0:18	Rice 21-14
4	5:42	McCaffrey 2-yd run	12	75	3:20	UTEP 38-28

### Rice 35, Louisiana Tech 31

Q	Time	Scoring Play	P	YDS	TOP	Score
1	1:07	Montgomery 70-yd run	2	71	0:48	TECH 10-7
2	10:47	Patterson III 22-yd pass from McCaffrey	8	63	4:02	Rice 14-10
3	4:09	Montgomery 7-yd run	6	71	2:54	Rice 21-17
4	4:12	Pitre III 31-yd pass from McMahan	5	92	2:26	TECH 31-28
4	1:01	Patterson III 3-yd pass from McMahan	3	18	0:18	Rice 35-31

# 2021 Rice Statistics

## Opponent Scoring Drives

### Arkansas 38, Rice 17

Q	Time	Scoring Play	P	YDS	TOP	Score
1	8:23	Jefferson 34-yd run	8	80	2:32	ARK 7-0
3	8:11	Jefferson 5-yd run	6	57	2:10	Rice 17-14
3	0:18	Little 34-yd field goal	11	65	4:24	Tied 17-17
4	12:44	Smith 2-yd run	3	4	1:07	ARK 23-17
4	4:07	Morris 9-yd pass from Jefferson	4	68	1:47	ARK 17-31
4	0:58	Johnson 3-yd run	4	16	1:39	ARK 17-38

### Houston 44, Rice 7

Q	Time	Scoring Play	P	YDS	TOP	Score
1	10:08	McCaskill 35-yd pass from Tune	8	84	3:30	UH 7-0
1	5:37	Witherspoon 38-yd field goal	7	56	3:18	UH 10-0
1	2:19	Herslow 11-yd pass from Tune	6	48	2:37	UH 17-0
3	7:18	McCaskill 1-yd run	17	75	7:42	UH 24-7
3	0:01	McCaskill 2-yd run	10	85	4:29	UH 31-7
4	4:51	Smith 14-yd run	2	20	0:49	UH 38-7
4	0:00	Hogan 91-yd INT return	-	-	-	UH 44-7

### Texas 58, Rice 0

Q	Time	Scoring Play	P	YDS	TOP	Score
1	10:21	B. Robinson 6-yd run	9	69	4:39	UT 7-0
1	1:33	Johnson 72-yd run	3	80	1:23	UT 14-0
1	0:00	Safety	-	-	-	UT 16-0
2	12:04	B. Robinson 7-yd run	6	65	0:00	UT 23-0
2	3:45	B. Robinson 62-yd run	5	89	2:14	UT 30-0
2	1:38	Wiley 20-yd pass from Thompson	5	62	1:16	UT 37-0
2	0:14	Worthy 13-yd pass from Thompson	5	44	1:16	UT 44-0
3	9:57	K. Robinson 65-yd run	3	90	1:13	UT 51-0
3	1:08	Brooks 17-yd run	13	76	6:06	UT 58-0

### Rice 48, Texas Southern 34

Q	Time	Scoring Play	P	YDS	TOP	Score
2	12:51	Garcia III 26-yd field goal	10	63	3:03	Rice 14-3
2	0:00	Garcia III 45-yd field goal	3	34	0:17	Rice 20-6
3	6:28	Body 3-yd run	7	86	1:51	Rice 27-13
4	13:40	Giles 4-yd pass from Brown	12	75	3:40	Rice 34-20
4	8:30	Harris 11-yd run	5	75	1:13	Rice 41-27
4	2:34	Body 6-yd run	5	75	1:30	Rice 48-34

### Rice 24, Southern Miss 19

Q	Time	Scoring Play	P	YDS	TOP	Score
1	5:10	Pittman 31-yd pass from Lange	6	75	2:56	Tied 7-7
3	9:19	Harrell 95-yd kickoff return	-	-	-	Rice 24-14
4	11:16	Bourgeois 26-yd field goal	13	77	6:11	Rice 24-17
4	0:07	Safety	-	-	-	Rice 24-19

### UTSA 45, Rice 0

Q	Time	Scoring Play	P	YDS	TOP	Score
1	10:58	Harris 7-yd run	9	75	4:02	UTSA 7-0
1	4:28	Duplessis 30-yd field goal	12	55	4:44	UTSA 10-0
1	0:40	Daniels 11-yd run	3	94	1:23	UTSA 17-0
2	13:21	Harmanson 4-yd INT return	-	-	-	UTSA 24-0
2	0:26	Cephus 2-yd pass from Harris	7	75	1:26	UTSA 31-0
3	13:06	Mayfield 49-yd INT return	-	-	-	UTSA 38-0
3	4:08	Cephus 12-yd pass from Harris	7	60	4:06	UTSA 45-0

### Rice 30, UAB 24

Q	Time	Scoring Play	P	YDS	TOP	Score
1	5:20	McBride 12-yd run	4	75	1:34	Rice 13-7
1	1:40	McBride 26-yd run	3	33	1:35	UAB 14-13
3	6:53	Prince 72-yd pass from Hopkins	3	76	0:40	Rice 27-21
4	3:23	Quinn 33-yd field goal	8	59	2:29	Rice 30-24

### North Texas 30, Rice 24

Q	Time	Scoring Play	P	YDS	TOP	Score
1	8:58	Mooney 35-yd field goal	16	55	5:57	UNT 3-0
2	0:15	Torrey 1-yd run	9	78	1:52	UNT 10-3
3	3:58	Adeyi 5-yd run	7	58	2:40	UNT 17-10
4	2:03	Johnson 6-yd run	9	66	4:28	UNT 24-17
OT	0:00	Adeyi 1-yd run	7	25	0:00	UNT 30-24

### Charlotte 31, Rice 24

Q	Time	Scoring Play	P	YDS	TOP	Score
1	4:37	Camp 53-yd pass from Reynolds	7	80	3:25	CHA 7-0
2	7:49	Byrd 1-yd run	7	74	3:40	CHA 14-7
4	4:09	Cruz 32-yd field goal	12	61	2:26	Rice 24-17
4	1:14	Spencer 8-yd pass from Reynolds	5	80	1:15	Tied 24-24
OT	0:00	Spencer 25-yd pass from Reynolds	1	25	0:00	CHA 31-24

### WKU 42, Rice 21

Q	Time	Scoring Play	P	YDS	TOP	Score
1	2:56	Robichaux 2-yd run	7	97	3:00	WKU 7-0
2	10:12	Robichaux 13-yd pass from Zappe	5	39	2:18	WKU 14-0
2	7:36	Tinsley 65-yd pass from Zappe	2	70	0:34	WKU 21-0
2	6:19	Smith 7-yd pass from Zappe	2	34	0:32	WKU 28-0
4	14:56	Tinsley 9-yd pass from Zappe	10	77	3:15	WKU 35-7
4	8:18	Beljan 5-yd pass from Zappe	2	23	0:35	WKU 42-14

### UTEP 38, Rice 28

Q	Time	Scoring Play	P	YDS	TOP	Score
1	10:08	Cowing 7-yd pass from Hardison	9	75	4:52	UTEP 7-0
2	8:22	Garrett 14-yd pass from Hardison	5	66	1:45	UTEP 14-7
3	5:51	Baechle 22-yd field goal	15	78	6:29	Rice 21-17
3	2:30	Brownholtz 1-yd run	5	69	1:02	UTEP 24-21
4	12:54	Wadley 1-yd run	3	81	1:18	UTEP 31-21
4	9:02	Brownholtz 1-yd run	6	61	2:44	UTEP 38-21

### Rice 35, Louisiana Tech 31

Q	Time	Scoring Play	P	YDS	TOP	Score
1	7:45	Barnes 20-yd field goal	16	76	7:11	TECH 3-0
1	2:00	T. Harris 44-yd pass from Head	6	90	2:30	TECH 10-0
3	7:10	S. Harris 5-yd pass from Head	5	19	2:25	TECH 17-14
3	1:18	Head 22-yd run	6	66	2:42	TECH 24-21
4	13:10	Hebert 6-yd pass from Head	7	67	2:05	TECH 31-21

# 2021 Rice Statistics

## 20-YARD PLUS PLAYS

Yds	Type	Players	Opponent
* 73	Pass	Cedric Patterson III from Jake Constantine	Texas Southern
* 70	Rush	Cameron Montgomery	Louisiana Tech
* 64	Rush	Jordan Myers	Texas Southern
58	Pass	Jordan Myers from Jake Constantine	North Texas
50	KR	Juma Otoviano	UAB
48	PR	Sean Fresch	Louisiana Tech
43	Rush	Cameron Montgomery	UTEP
* 41	Pass	August Pitre III from Wiley Green	Arkansas
40	Pass	Jake Bailey from Jake Constantine	Charlotte
40	Rush	Ari Broussard	Charlotte
* 39	Pass	Jake Bailey from Jake Constantine	Southern Miss
* 38	Rush	Cedric Patterson III	Southern Miss
38	Pass	Cedric Patterson III from TJ McMahon	Louisiana Tech
36	Rush	Khalan Griffin	Texas Southern
36	Pass	Jake Bailey from Jake Constantine	North Texas
36	Rush	Ari Broussard	Charlotte
35	Pass	August Pitre from Luke McCaffrey	Arkansas
35	Pass	August Pitre III from Wiley Green	UAB
33	KR	Sean Fresch	Texas Southern
* 33	Pass	Cedric Patterson III from Jake Constantine	UTEP
33	Pass	August Pitre III from TJ McMahon	Louisiana Tech
32	Pass	August Pitre II from Wiley Green	UAB
31	Rush	Khalan Griffin	Texas
31	Pass	Cedric Patterson III from Jake Constantine	Texas Southern
* 31	Pass	August Pitre III from TJ McMahon	Louisiana Tech
30	Rush	Jaeger Bull	UAB
30	KR	Juma Otoviano	Louisiana Tech
29	Pass	Jake Bailey from Jake Constantine	Charlotte
39	KR	Juma Otoviano	Louisiana Tech
28	Pass	Jack Bradley from Jake Constantine	UTEP
27	Pass	Jake Bailey from Jake Constantine	North Texas
27	Pass	August Pitre III from Jake Constantine	WKU
24	KR	Sean Fresch	Texas
24	KR	Sean Fresch	Texas
23	Rush	Jordan Myers	Texas
23	KR	Sean Fresch	UTSA
23	Pass	August Pitre III from Jake Constantine	WKU
* 23	Pass	August Pitre III from Jake Constantine	WKU
23	Pass	Jake Bailey from Jake Constantine	WKU
22	Pass	Cedric Patterson III	UAB
22	KR	Juma Otoviano	UAB
* 22	Rush	Ari Broussard	Charlotte
* 22	Pass	Cedric Patterson III from Luke McCaffrey	Louisiana Tech
21	Rush	Khalan Griffin	Houston
21	Pass	Cedric Patterson III from Jake Constantine	Texas
21	KR	Sean Fresch	Texas Southern
21	Pass	Jake Bailey from Jake Constantine	Southern Miss
21	KR	Sean Fresch	UTSA
21	KR	Sean Fresch	UTSA
21	Pass	Jordan Myers from Wiley Green	North Texas
21	Pass	Jake Bailey from Jake Constantine	Charlotte
21	Rush	Luke McCaffrey	UTEP
21	Pass	Cedric Patterson III from TJ McMahon	Louisiana Tech
20	Pass	Jake Bailey from Wiley Green	Arkansas
20	Pass	Bradley Rozner from Wiley Green	Arkansas
20	KR	Sean Fresch	Houston
20	KR	Sean Fresch	Texas
20	Rush	Jordan Myers	Texas Southern
20	KR	Juma Otoviano	UAB
20	FR	Desmyn Baker	Charlotte
20	Pass	Khalan Griffin	WKU
20	Pass	Jake Bailey	WKU

\* touchdown scored on play

## LONG PLAYS BY THE NUMBERS

Long Plays by Yards	No.	TD
100+ .....	0	0
90-99 .....	0	0
80-89 .....	0	0
70-79 .....	2	2
60-69 .....	1	1
50-59 .....	2	0
40-49 .....	5	1
30-39 .....	17	4
20-29 .....	34	3

20+ Yard Plays by Type	No.	TD
Rushing .....	14	4
Passing .....	32	7
Punt returns.....	1	0
Kick returns.....	13	0
Interceptions.....	0	0
Fumble returns.....	1	0
Other .....	0	0
<b>TOTAL.....</b>	<b>60</b>	<b>11</b>

## 20+ Yard Plays by Player

Player	No.	TD	R	P	KR	PR	IR	FR
Jake Bailey.....	10	1	0	10	0	0	0	0
Sean Fresch.....	9	0	0	0	8	1	0	0
Cedric Patterson III.....	9	4	1	8	0	0	0	0
Jordan Myers.....	5	1	3	2	0	0	0	0
August Pitre III.....	8	3	0	8	0	0	0	0
Ari Broussard.....	3	1	3	0	0	0	0	0
Khalan Griffin.....	4	0	3	1	0	0	0	0
Juma Otoviano.....	5	0	0	0	3	0	0	0
Desmyn Baker.....	1	0	0	0	0	0	0	1
Jack Bradley.....	1	0	0	1	0	0	0	0
Jaeger Bull.....	1	0	1	0	0	0	0	0
Luke McCaffrey.....	1	0	1	0	0	0	0	0
Cameron Montgomery.....	2	1	2	0	0	0	0	0
Bradley Rozner.....	1	0	0	1	0	0	0	0
<b>TOTAL.....</b>	<b>60</b>	<b>10</b>	<b>14</b>	<b>36</b>	<b>11</b>	<b>1</b>	<b>0</b>	<b>1</b>

## LONGEST PLAYS OF THE YEAR

### Rushing

70 Cameron Montgomery vs. Louisiana Tech (11/27/2021)

### Rushing Touchdown

64 Jordan Myers vs. Texas Southern (9/25/2021)

### Passing

73 Cedric Patterson III from Jake Constantine vs. Texas Southern (9/25/2021)

### Passing Touchdown

73 Cedric Patterson III from Jake Constantine vs. Texas Southern (9/25/2021)

### Punt Return

48 Sean Fresch vs. Louisiana Tech (11/27/2021)

### Kick Return

50 Juma Otoviano at UAB (10/23/2021)

### Interception Return

8 George Nyakwol vs. Texas Southern (9/25/2021)

### Fumble Return

20 Desmyn Baker at Charlotte (11/6/2021)

### Field Goal Return

None

### Punt

66 Charlie Mendes at UTSA (10/16/2021)

### Field Goal

41 Christian VanSickle vs. Southern Miss (10/2/2021)



# Game-By-Game Review

## Game 1

**Rice Owls**

**17**

**Arkansas Razorbacks**

**38**

Sept. 4, 2021 ♦ Donald W. Reynolds Stadium ♦ Fayetteville, Ark.

The Lead: Arkansas took advantage of three Wiley Green second half interceptions as Rice fell, 38-17, Saturday afternoon from Donald W. Reynolds Razorback Stadium in both team's season opener.

The Details: After both teams punted on their first possession, Arkansas drove 80 for a touchdown. Two possessions later, Rice drove down to the Arkansas 18-yard line, but Collin Riccitelli missed a 36-yard field goal. Kenneth Orji opened the second quarter by blocking an Arkansas punt and Rice took over on the Razorback 21-yard line. The Owls drove to the seven-yard line before Riccitelli got Rice on the board with a 25-yard field goal. Two possessions later, the Owls took the lead, driving 41 yards, capped off by Jordan Myer's one-yard touchdown run and they went into halftime with a 10-7 lead. Both teams were held on their opening possession of the second half. However, after taking over at its 44, Rice needed just two plays to reach the end zone, as Wiley Green connected with August Pitre III on a 41-yard touchdown. However, Arkansas wasted no time going down the field, scoring on a five-yard run. The Owls put together a drive of their own, going 57 yards to the Arkansas 18. But on fourth-and-one, Jordan Myers was stopped for no gain and the Razorbacks took over. They put together a drive getting down to the Rice 24, but Rice forced a field goal that tied the game at 17. On Rice's next possession, Green's pass was deflected and intercepted by Jalen Catalon, who returned it to the Rice nine. Three plays later, Arkansas took the lead. Arkansas then took advantage of two Green interceptions, scoring touchdowns on each ensuing possession for the 38-17 final score.

## Scoring Summary

	1	2	3	4	F
Rice Owls	0	10	7	0	17
Arkansas Razorbacks	7	0	10	21	38

### SCORING SUMMARY

1st	14:47	RICE	Patterson III 73-yd pass from Constantine (VanSickle kick)
1st	8:23	ARK	Jefferson 34-yd run (Little kick)
2nd	11:55	RICE	Riccitelli 25-yd field goal
	4:19	RICE	Myers 1-yd run (Riccitelli kick)
3rd	10:28	RICE	Pitre III 41-yd pass from Green (Riccitelli kick)
	8:11	ARK	Jefferson 5-yd run (Little kick)
	0:18	ARK	Little 34-yd field goal
4th	12:44	ARK	Smith 2-yd run (Little kick)
	4:07	ARK	Morris 9-yd pass from Jefferson (Little kick)
	0:58	ARK	Johnson 3-yd run (Little kick)

## Team Statistics

	RICE	ARK
<b>FIRST DOWNS</b>	<b>19</b>	<b>18</b>
Rushing	1	12
Passing	12	4
Penalty	6	2
Rushing Attempts	39	44
Yds Gained Rushing	99	254
Yds Lost Rushing	18	19
<b>NET YDS RUSHING</b>	<b>81</b>	<b>245</b>
<b>NET YDS PASSING</b>	<b>227</b>	<b>128</b>
Comp-Att-Int	17-35-3	12-21-1
<b>TOTAL PLAYS-YDS</b>	<b>74-308</b>	<b>65-373</b>
Fumbles-Lost	1-0	2-0
Penalties-Yards	10-60	13-117
Punts-Avg	6-40.3	6-31.7
Punt Ret-Yds-TD	2-19-0	1-4-0
KO Ret-Yds-TD	1-16-0	4-108-0
INT Ret-Yds-TD	1-0-0	3-88-0
Possession Time	33:54	26:06
Third Down Conv	4 of 15	3 of 11
Fourth Down Conv	1 of 2	0 of 1
Red Zone Scores-Att	2-4	5-5
Sacks-Yds	2-13	2-11
Field Goals	1-2	1-1

## Individual Statistics

### Rice

**RUSHING:** Khalan Griffin 13-35; Jordan Myers 10-23-1; Ari Broussard 6-19; Luke McCaffrey 4-8; Brendan Suckley 1-7; Cameron Montgomery 1-(-2); Wiley Green 4-(-9).

**PASSING:** Wiley Green 12-25-3-252-1; Luke McCaffrey 5-10-0-75-0.

**RECEIVING:** August Pitre III 4-97-1; Jake Bailey 4-47; Bradley Rozner 2-30; Jaeger Bull 2-13; Jordan Myers 2-11; Cedric Patterson III 1-15; Robert French 1-8; Jack Bradley 1-5.

**INTERCEPTIONS:** Sean Fresch 1-0.

**FUMBLES:** Wiley Green 1-0.

**SACKS:** Antonio Montero 1.0-5; Ikenna Enechukwu 0.5-4; Josh Pearcy 0.5-4.

**TACKLES (UA-A):** Rice - Antonio Montero 4-7; Treshawn Chamberlain 4-7; Myron Morrison 3-6; Trey Schuman 3-4; Naeem Smith 2-4; Elijah Garcia 2-2; Kenneth Ori 2-2; George Nyakwol 0-4; Josh Pearcy 1-2; Ikenna Enechukwu 0-3; August Pitre III 2-0; Desmyn Baker 1-1; Gabe Taylor 1-1; Miles McCord 0-2; Miles Adams 0-2; Isaiah Richardson 1-0; Chike Anigbogu 1-0; Marcus Williams 1-0; Jordan Dunbar 1-0; Clay Servin 1-0; Campbell Riddle 0-1; Ari Broussard 0-1; Jaren Banks 0-1.

### Arkansas

**RUSHING:** Trelon Smith 22-102-1; K.J. Jefferson 9-89-2; Raheim Sanders 7-44; Dominique Johnson 4-16-1; Treyton Burks 1-(-2); Team 1-(-4).

**PASSING:** K.J. Jefferson 12-21-1-128-1.

**RECEIVING:** Treyton Burks 5-42; Tyson Morris 3-42-1; De'Vion Warren 2-14; Ketron Jackson, Jr. 1-16; Blake Kern 1-14.

**INTERCEPTIONS:** Jalen Catalon 2-83; Montaric Brown 1-5.

**FUMBLES:** LaDarrius Bishop 1-0; Team 1-0.

**SACKS:** Isaiah Nichols 1.0-7; Mataio Soli 0.5-2; Zach Williams 0.5-2.

**TACKLES (UA-A):** Bumper Pool 3-11; Jalen Catalon 6-5; Greg Brooks, Jr. 3-3; Taurean Carter 1-5; Joe Foucha 2-3; Hayden Henry 2-3; Tre Williams 0-5; Zach Williams 2-2; Andrew Parker 2-2; Montaric Brown 1-2; Eric Gregory 0-3; Jashaud Stewart 1-1; Eric Thomas, Jr. 0-2; Jackson Woodard 1-0; Jayden Johnson 1-0; Isaiah Nichols 1-0; Devin Bush 1-0; Grant Morgan 0-1; Simeon Blair 0-1; Markell Utsey 0-1; LaDarrius Bishop 0-1; Trent Gordon 0-1; Malik Chavis 0-1; Mataio Soli 0-1.

# Game-By-Game Review

## Game 2

### Houston Cougars Rice Owls

44  
7

Sept. 11, 2021 ♦ Rice Stadium ♦ Houston, Texas

The Lead: Houston's offense made the most of its opportunities while holding Rice in check for most of the game as the Cougars downed the Owls 44-7 in the 40th edition of the Bayou Bucket at Rice Stadium on Saturday night.

The Details: Houston set the tone early, scoring on its first three drives to put the Owls in a 17-0 hole after one quarter. The Cougars score on their opening possession were the first points the Owls had allowed to an opponent on their first attempt since Texas in 2019 and the 17 points in the first quarter were the most allowed by the Owls since Wake Forest scored 21 in 2018. Rice flipped the first quarter scrip in the second frame, dominating the time of possession, but unlike their cross-town foes, they could only turn their nearly 11 minutes with the ball into seven points, coming on a five-yard scoring toss from Luke McCaffrey to Jordan Myers with just 13 seconds left in the half. Any hope the Owls had of carrying the momentum from that score into the second half was snuffed out by a 17-play scoring march by Houston on the first series of the second half followed by a 10-play trip to the end zone after the Owls went three and out.

### Scoring Summary

	1	2	3	4	F
Houston Cougars	17	0	14	13	44
Rice Owls	0	7	0	0	7

#### SCORING SUMMARY

1st	10:08	UH	McCaskill 35-yd pass from Tune (Witherspoon kick)
	5:37	UH	Witherspoon 38-yd field goal
	2:19	UH	Herslow 11-yd pass from Tune (Witherspoon kick)
2nd	0:13	RICE	Myers 5-yd pass from McCaffrey (Riccitelli kick)
3rd	7:18	UH	McCaskill 1-yd run (Witherspoon kick)
	0:01	UH	McCaskill 2-yd run (Witherspoon kick)
4th	4:51	UH	Smith 14-yd run (Witherspoon kick)
	0:00	UH	Hogan 91-yd interception return

### Team Statistics

	UH	RICE
<b>FIRST DOWNS</b>	<b>23</b>	<b>15</b>
Rushing	9	6
Passing	12	6
Penalty	2	3
Rushing Attempts	35	36
Yds Gained Rushing	172	159
Yds Lost Rushing	28	33
<b>NET YDS RUSHING</b>	<b>144</b>	<b>126</b>
<b>NET YDS PASSING</b>	<b>249</b>	<b>86</b>
Comp-Att-Int	23-33-0	9-19-3
<b>TOTAL PLAYS-YDS</b>	<b>68-393</b>	<b>55-212</b>
Fumbles-Lost	2-0	0-0
Penalties-Yards	7-89	5-55
Punts-Avg	3-48.7	6-37.7
Punt Ret-Yds-TD	1-9-0	0-0-0
KO Ret-Yds-TD	1-2-0	2-39-0
INT Ret-Yds-TD	3-91-1	0-0-0
Possession Time	32:01	27:59
Third Down Conv	8 of 13	5 of 13
Fourth Down Conv	0 of 0	0 of 0
Red Zone Scores-Att	4-4	1-3
Sacks-Yds	4-30	3-26
Field Goals	1-2	0-1

### Individual Statistics

#### Houston

**RUSHING:** Clayton Tune 9-49; Alton McCaskill 14-40-2; Mulbah Car 6-28; Chandler Smith 3-20-1; Ike Ogbogu 2-8; Team 1-(-1).

**PASSING:** Clayton Tune 22-30-0-236-2; Ike Ogbogu 1-3-0-13-0.

**RECEIVING:** Nathaniel Dell 7-87; Alton McCaskill 4-51-1; Marcus Jones 4-51; Christian Trahan 2-17; Jeremy Singleton 2-14; KeSean Carter 2-5; Peyton Sawyer 1-13; Jake Herslow 1-11-1; Jaylen Erwin 1-0.

**INTERCEPTIONS:** Alex Hogan 1-91; Art Green 1-0; Hasaan Hypolite 1-0.

**FUMBLES:** Clayton Tune 2-0.

**SACKS:** Latrell Bankston 1.0-12; Donavan Mutin 1.0-7; Atlas Bell 0.5-3; Logan Hall 0.5-3; D'Anthony Jones 0.5-3; David Anenih 0.5-2.

**TACKLES (UA-A):** Logan Hall 2-6; Latrell Bankston 2-5; Damarion Williams 2-4; Malik Robinson 2-4; Garrison Vaughan 2-3; Hasaan Hypolite 2-2; Deontay Anderson 1-3; David Anenih 0-4; Shaun Lewis 0-4; JoVanni Stewart 0-3; Donavan Mutin 2-0; Mannie Nunnery 1-1; Atlas Bell 1-1; Jordan Carmouche 1-1; Thabo Mwaniki 1-1; Amaud Willis-Dalton 0-2; Antonio Brooks 0-2; Jayce Rogers 1-0; Art Green 1-0; Jamykal Neal 0-1; D'Anthony Jones 0-1; Derek Parish 0-1; Alex Hogan 0-1.

#### Rice

**RUSHING:** Khalan Griffin 19-86; Ari Broussard 8-37; Luke McCaffrey 8-3; Brendan Suckley 1-0.

**PASSING:** Luke McCaffrey 9-19-3-86-1.

**RECEIVING:** Jordan Myers 5-41-1; Cedric Patterson III 2-26; Jake Bailey 2-15; Brendan Suckley 1-4.

**INTERCEPTIONS:** None.

**FUMBLES:** None.

**SACKS:** Kirk Lockhart 1.0-11; Kenneth Orji 1.0-9; Ikenna Enechukwu 0.5-3; Elijah Garcia 0.5-3.

**TACKLES (UA-A):** Antonio Montero 2-8; Jordan Dunbar 3-4; Naeem Smith 3-3; Elijah Garcia 3-3; Trey Schuman 1-5; Kenneth Orji 3-2; Myron Morrison 2-3; Gabe Taylor 3-1; Desmyn Baker 1-3; Miles McCord 2-1; Ikenna Enechukwu 0-3; Josh Percy 0-2; Sean Fresch 0-2; George Nyakwol 0-2; Treshawn Chamberlain 1-0; Kirk Lockhart 1-0; Andrew Bird 1-0; Adrian Bickham 0-1; Miles Adams 0-1; Caleb James 0-1; Chike Anigbogu 0-1; Isaiah Richardson 0-1.

# Game-By-Game Review

## Game 3

**Rice Owls** **0**  
**Texas Longhorns** **58**  
 Sept. 18, 2021 ♦ Darrell K. Royal Texas Stadium ♦ Austin, Texas

The Lede: Texas racked up 620 yards of offense and scored on eight of its nine possessions as Rice fell to the Longhorns, 58-0, Saturday night at Darrell K. Royal Texas Memorial Stadium.

The Details: Texas opened the scoring on its first possession, driving 69 yards for a six-yard touchdown run. After Rice went three-and-out, Gabe Taylor picked off UT quarterback Casey Thompson on the first play. Rice then drove down to the UT seven-yard line, but Collin Riccitelli missed a 30-yard field goal. Just three plays later, the Longhorns scored on a Roschon Johnson 72-yard run. On its next possession, Rice was forced to punt. But, Charlie Mendes' attempt was blocked and the ball went out the back of the end zone for a safety. The Longhorns opened the second quarter going 65 yards in just six plays, scoring on a seven-yard run. Rice couldn't get anything going, as it was forced to turn to third-string quarterback Jake Constantine after both Luke McCaffrey and Wiley Green left the game. Texas then scored on its final three possessions of the half as Rice went into the break trailing 44-0. Rice was held to just four possessions in the second half, gaining 284 yards of offense for the game.

## Scoring Summary

	1	2	3	4	F
Rice Owls	0	0	0	0	0
Texas Longhorns	16	28	14	0	58

### SCORING SUMMARY

1st	10:21	UT	B. Robinson 6-yd run (Dicker kick)
	1:33	UT	Johnson 72-yd run (Dicker kick)
	0:00	UT	Safety
2nd	12:04	UT	B. Robinson 7-yd run (Dicker kick)
	3:45	UT	B. Robinson 62-yd run (Dicker kick)
	1:38	UT	Wiley 20-yd pass from Thompson (Dicker kick)
	0:14	UT	Worthy 13-yd pass from Thompson (Dicker kick)
3rd	9:57	UT	K. Robinson 65-yd run (Dicker kick)
	1:08	UT	Brooks 17-yd run (Dicker kick)

## Team Statistics

	RICE	UT
<b>FIRST DOWNS</b>	<b>14</b>	<b>26</b>
Rushing	8	16
Passing	6	8
Penalty	0	2
Rushing Attempts	32	41
Yds Gained Rushing	165	428
Yds Lost Rushing	9	1
<b>NET YDS RUSHING</b>	<b>156</b>	<b>427</b>
<b>NET YDS PASSING</b>	<b>128</b>	<b>193</b>
Comp-Att-Int	19-24-0	17-21-1
<b>TOTAL PLAYS-YDS</b>	<b>56-284</b>	<b>62-620</b>
Fumbles-Lost	2-1	0-0
Penalties-Yards	6-40	2-12
Punts-Avg	7-35.0	0-0.0
Punt Ret-Yds-TD	0-0-0	3-34-0
KO Ret-Yds-TD	3-68-0	0-0-0
INT Ret-Yds-TD	1-0-0	0-0-0
Possession Time	30:34	29:26
Third Down Conv	5 of 13	7 of 10
Fourth Down Conv	0 of 0	2 of 3
Red Zone Scores-Att	0-2	5-6
Sacks-Yds	0-0	3-8
Field Goals	0-1	0-0

## Individual Statistics

### Rice

**RUSHING:** Khalan Griffin 7-52; Jordan Myers 7-41; Ari Broussard 5-24; Cameron Montgomery 2-12; Wiley Green 4-8; Luke McCaffery 1-5; Juma Otoviano 1-4; Team 1-1; Jake Constantine 3-(-2).

**PASSING:** Jake Constantine 12-15-0-80-0; Wiley Green 5-6-0-28-0; Luke McCaffrey 2-3-0-20-0.

**RECEIVING:** Jake Bailey 4-22; Jordan Myers 4-19; Jack Bradley 3-25; Cameron Montgomery 3-9; Kobie Campbell 2-15; Cedric Patterson III 1-21; Robert French 1-13; Jaeger Bull 1-4.

**INTERCEPTIONS:** Gabe Taylor 1-0.

**FUMBLES:** Khalan Griffin 1-1; Ari Broussard 1-0.

**SACKS:** None.

**TACKLES (UA-A):** Naeem Smith 5-3; Elijah Garcia 2-6; Gabe Taylor 7-0; Antonio Montero 1-5; Kenneth Orji 2-3; Miles McCord 1-4; Terreance Ellis 1-3; Josh Pearcy 1-3; Sean Fresch 2-1; Ikenna Enechukwu 2-1; George Nyakwol 2-1; Izeya Floyd 0-3; Adrian Bickham 2-0; Prudy Calderon 1-1; Kirk Lockhart 0-2; Caleb James 0-2; Van Heitmann 1-0; Isaiah Richardson 1-0.

### Texas

**RUSHING:** Bijan Robinson 13-127-3; Roschon Johnson-1; Keilan Robinson 5-83-1; Jonathon Brooks 9-63-1; Gabe Watson 8-33; Casey Thompson; 2-7; Hudson Card 1-2.

**PASSING:** Casey Thompson 15-18-1-164-2; Hudson Card 2-3-0-29-0.

**RECEIVING:** Xavier Worthy 7-88-1; Jared Wiley 3-26-1; Kelvontay Dixon 1-22; Joshua Moore 1-22; Bijan Robinson 1-14; Jordan Whittington 1-7; Kai Money 1-7; Cade Brewer 1-6; Marcus Washington 1-1.

**INTERCEPTIONS:** None.

**FUMBLES:** None.

**SACKS:** Byron Murphy II 1.0-5; D.J. Harris, Jr. 1.0-2; Ovie Oghoufo 1.0-1.

**TACKLES (UA-A):** Luke Brockermeier 0-6; D'Shawn Jamison 3-2; Ovie Oghoufo 2-3; DeMarvion Overshown 2-2; Jacoby Jones 1-3; Jerrin Thompson 2-1; Prince Dorbah 1-2; Ayodele Adeoye 1-2; Myron Warren 1-2; Ben Davis 2-0; Brenden Schooler 2-0; D.J. Harris, Jr. 2-0; T'Vondre Sweat 1-1; Alfred Collins 1-1; Darion Dunn 1-1; Byron Murphy II 1-1; Moro Ojomo 0-2; Anthony Cook 0-2; Jaylan Ford 0-2; Patrick Bayouth 0-2; B.J. Foster 1-0; Josh Thompson 1-0; Tyler Owens 1-0; Tyler Owens 1-0; Keondre Coburn 0-1; Ray Thornton 0-1; David Gbenda 0-1; Barryn Sorrell 0-1; Chris Adimora 0-1; Roschon Johnson 0-1; JD Coffey III 0-1; Devin Richardson 0-1; Sawyer Goram-Welch 0-1.

# Game-By-Game Review

## Game 4

### Texas Southern Tigers

### Rice Owls

34  
48

Sept. 25, 2021 ♦ Rice Stadium ♦ Houston, Texas

The Lede: Rice used an explosive start and the steadying influence of sixth-year Super Senior Jordan Myers to roll to a 48-34 win over Texas Southern at Rice Stadium on Saturday night.

The Details: Myers smashed and dashed his way to career bests for rushing yards (160), touchdowns (4), carries (26) and all-purpose yards (208) to spark an Owl offense that scored on the first play of the game and continued to roll throughout the game, finishing with 620 yards of total offense. Jake Constantine, who became the Owls' 11th starter at quarterback since 2017, made the most of his first throw of the game, finding Cedric Patterson III alone on a post route on the first play of the game for a 73-yard touchdown. It was the first time the Owls had scored on the first play of a game since 2014 and the play marked a new career best for both graduate transfers. Constantine completed 18-23 passes for 271 yards while Patterson recording his first career 100-yard receiving day, finishing with 108 on three receptions. While Myers shoulder the bulk of the workload, logging half the Owls carries on the night, six of his teammates combined to improve his 6.2 yard per carry, each having at least one carry of 12 yards or more as the Owls piled up 349 yards on the ground.

### Scoring Summary

	1	2	3	4	F
Texas Southern Tigers	0	6	7	21	34
Rice Owls	14	6	0	14	48

#### SCORING SUMMARY

1st	14:47	RICE	Patterson III 73-yd pass from Constantine (VanSickle kick)
	5:23	RICE	Myers 1-yd run (VanSickle kick)
2nd	12:51	TSU	Garcia III 26-yd field goal
	7:16	RICE	Myers 1-yd run (VanSickle kick missed)
	0:00	TSU	Garcia III 45-yd field goal
3rd	8:24	RICE	McCaffrey 1-yd run (VanSickle kick)
	6:28	TSU	Body 3-yd run (Garcia III kick)
	2:20	RICE	Myers 1-yd run (VanSickle kick)
4th	13:40	TSU	Giles 4-yd pass from Brown (Garcia III kick)
	9:43	RICE	Myers 64-yd run (VanSickle kick)
	8:30	TSU	Harris 11-yd run (Garcia III kick)
	4:04	RICE	Griffin 1-yd run (VanSickle kick)
	2:34	TSU	Body 6-yd run (Garcia III kick)

### Team Statistics

	TSU	RICE
<b>FIRST DOWNS</b>	<b>21</b>	<b>30</b>
Rushing	4	16
Passing	14	12
Penalty	3	2
Rushing Attempts	35	52
Yds Gained Rushing	136	360
Yds Lost Rushing	32	11
<b>NET YDS RUSHING</b>	<b>104</b>	<b>349</b>
<b>NET YDS PASSING</b>	<b>357</b>	<b>271</b>
Comp-Att-Int	20-36-1	18-23-1
<b>TOTAL PLAYS-YDS</b>	<b>71-461</b>	<b>75-620</b>
Fumbles-Lost	1-0	3-2
Penalties-Yards	7-62	8-70
Punts-Avg	7-39.7	3-40.7
Punt Ret-Yds-TD	1-10-0	2-3-0
KO Ret-Yds-TD	4-69-0	3-81-0
INT Ret-Yds-TD	1-0-0	1-8-0
Possession Time	24:34	35:26
Third Down Conv	4 of 15	2 of 8
Fourth Down Conv	3 of 3	1 of 2
Red Zone Scores-Att	5-5	5-6
Sacks-Yds	1-3	2-16
Field Goals	2-2	0-0

### Individual Statistics

#### Texas Southern

**RUSHING:** Andrew Body 16-62-2; Kevin Harris 7-23-1; Jacorey Howard 6-20; Jeff Proctor 6-(-1).

**PASSING:** Andrew Body 19-35-1-353-0; Jalen Brown 1-1-0-4-1.

**RECEIVING:** Ke'Lenn Davis 7-181; Jonathan Giles 13-43-1; Jyrin Johnson 4-67; Derek Morton 2-47; Savion Sims 1-12; Kevin Harris 1-7.

**INTERCEPTIONS:** Marquis Walker 1-0.

**FUMBLES:** Andrew Body 1-0.

**SACKS:** Chrishon Frazier 1.0-3.

**TACKLES (UA-A):** Julian Marcantel 7-3; Calvin Henderson 6-2; Andrew Gibbs 5-2; Cedrick Williams 5-2; Tarik Coover 4-1; Marquis Walker 4-1; Isaiah Hamilton 3-2; Michael Badejo 3-1; Joshua Murray 3-1; Tyler Martinez 2-2; Malachi Mitchell 1-3; Demontario Anderson 1-2; Chrishon Frazier 2-0; Terrence Franklin 1-0; Ke'Lenn Davis 1-0; Jacorey Howard 0-1; Nehemiah Tarble 0-1; Dominic Franklin 0-1; Ja'Corey Benjamin 0-1; Tim Walton 0-1; Atravon Bossier 0-1.

#### Rice

**RUSHING:** Jordan Myers 26-160-4; Khalan Griffin 5-43-1; Ari Broussard 4-37; Luke McCaffrey 5-36-1; Cameron Montgomery 5-27; Brendan Suckley 2-19; Jake Bailey 1-14; Team 2-7; Jake Constantine 2-6.

**PASSING:** Jake Constantine 18-23-1-271-1.

**RECEIVING:** Jake Bailey 7-65; Jordan Myers 4-48; Cedric Patterson III 3-108-1; Jack Bradley 1-16; Jaeger Bull 1-13; Cameron Montgomery 1-12; Brendan Suckley 1-9.

**INTERCEPTIONS:** George Nyakwol 1-8.

**FUMBLES:** Sean Fresch 1-1; Luke McCaffrey 1-1.

**SACKS:** Josh Pearch 1.0-9; Ikenna Enechukwu 1.0-7.

**TACKLES (UA-A):** George Nyakwol 7-0; Antonio Montero 3-3; Naeem Smith 5-0; Josh Pearcy 4-1; Kenneth Orji 4-1; Myron Morrison 4-0; Ikenna Enechukwu 3-1; Gabe Taylor 3-1; Jordan Dunbar 3-1; Elijah Garcia 2-1; Chike Anigbogu 1-2; Kirk Lockhart 1-2; Caleb James 1-1; Sean Fresch 1-1; Plae Wyatt 0-2; Andrew Bird 1-0; Robert French 1-1; Miles Adams 1-0; Cameron Montgomery 0-1.



# Game-By-Game Review

## Game 5

### Southern Miss Golden Eagles 19 Rice Owls 24

Oct. 2, 2021 ♦ Rice Stadium ♦ Houston, Texas

The Lede: Jake Constantine threw a pair of touchdown passes while an aroused Rice defense repeatedly responded with big plays in crucial situations to spark the Owls (2-3) to a 24-19 win over Southern Miss (1-4) on Saturday night at Rice Stadium.

The Details: Rice never trailed on the way to its first win in a conference opener since 2017, opening and closing the first half with scoring drives and then adding 14 points in the first five minutes of the second half. Southern Miss refused to fold and the Owls needed a pair of fourth quarter interceptions to hold off the Golden Eagles and even the series at six wins each. The Owls picked off four passes and sacked Southern Miss quarterbacks five times, their highest total since 2017. George Nyakwol's first quarter interception on USM's opening drive set the stage for Constantine's first touchdown, a 39-yard connection with Jake Bailey. His second was a 19-yard hookup with Robert French that saw French wrest the ball away from a Golden Eagle defender to score his first career touchdown. Moments later Naeem Smith picked off his first pass of the year and the Owls wasted little time in converting, with Cedric Patterson racing in from 39-yards on an end around play to put the Owls up 24-7. Southern Miss struck back with a 95-yard kickoff return and held the Rice offense in check the rest of the way. After a field goal cut the margin to 24-17 early in the fourth, Southern Miss converted an onside kick. But a pair of costly penalties and a key pass breakup by Antonio Montero thwarted that threat. On their next possession, the Eagles moved to the Rice 46 before Miles McCord intercepted at the Rice 29. Southern Miss mounted one last drive with just over three minutes left and moved to the Rice 42, but a deep throw by Jake Lange was run down by Kirk Lockhart at the Rice seven for the fourth interception.

### Scoring Summary

	1	2	3	4	F
Southern Miss Golden Eagles	7	0	7	5	19
Rice Owls	7	3	14	0	24

#### SCORING SUMMARY

1st	8:06	RICE	Bailey 39-yd pass from Constantine (VanSickle kick)
	5:10	USM	Pittman 31-yd pass from Lange (Bourgeois kick)
2nd	3:46	RICE	VanSickle 41-yd field goal
3rd	10:53	RICE	French 19-yd pass from Constantine (VanSickle kick)
	9:32	RICE	Patterson III 38-yd run (VanSickle kick)
	9:19	USM	Harrell 95-yd kickoff return (Bourgeois kick)
4th	11:16	USM	Bourgeois 26-yd field goal
	0:07	USM	Safety

### Team Statistics

	USM	RICE
<b>FIRST DOWNS</b>	<b>21</b>	<b>15</b>
Rushing	8	4
Passing	12	9
Penalty	1	2
Rushing Attempts	27	33
Yds Gained Rushing	106	136
Yds Lost Rushing	49	18
<b>NET YDS RUSHING</b>	<b>57</b>	<b>118</b>
<b>NET YDS PASSING</b>	<b>321</b>	<b>207</b>
Comp-Att-Int	25-40-4	17-23-0
<b>TOTAL PLAYS-YDS</b>	<b>67-378</b>	<b>56-325</b>
Fumbles-Lost	0-0	0-0
Penalties-Yards	10-90	5-40
Punts-Avg	4-36.0	6-43.7
Punt Ret-Yds-TD	3-51-0	0-0-0
KO Ret-Yds-TD	3-115-1	0-0-0
INT Ret-Yds-TD	1-0-0	0-0-0
Possession Time	28:19	31:41
Third Down Conv	4 of 13	8 of 16
Fourth Down Conv	1 of 1	0 of 0
Red Zone Scores-Att	1-2	1-1
Sacks-Yds	1-12	5-42
Field Goals	1-2	1-1

### Individual Statistics

#### Southern Miss

**RUSHING:** Frank Gore 17-79; Dajon Richard 2-14; Ty Keyes 1-3; Jake Lange 7-(-39).

**PASSING:** Jake Lange 23-37-3-304-1; Ty Keyes 2-3-1-17-0.

**RECEIVING:** Jason Brownlee 8-127; Antoine Robinson 4-57; Frank Gore 4-26; Demarcus Jones 2-23; Brad Dennis 2-19; Chandler Pittman 1-31-1; Da'Quan Bailey-Brown 1-20; Jakarius Caston 1-8; Grayson Gunter 1-4; Dajon Richard 1-3.

**INTERCEPTIONS:** None.

**FUMBLES:** None.

**SACKS:** Jay Stanley 1.0-12.

**TACKLES (UA-A):** Malik Shorts 4-8; Josh Carr 2-5; Hayes Maples 4-2; Jay Stanley 2-3; Josh Ratcliff 1-4; Eriq Kitchen 0-4; Santrell Latham 1-2; Lakevias Daniel 1-2; Camron Harrell 1-2; Swayze Bozeman 0-3; Brendan Toles 2-; Michael Pleas 1-1; DaShawn Crawford 0-2; Everitt Cunningham 0-2; Tyrek Moody 1-0; Jason Brownlee 1-0; Averie Habas 0-1; Tahj Sykes 0-1; Eric Scott 0-1; Rachuan Mitchell 0-1.

#### Rice

**RUSHING:** Cedric Patterson III 1-38-1; Ari Broussard 6-25; Jordan Myers 10-20; Luke McCaffrey 2-16; Cameron Montgomery 4-11; Khalan Griffin 3-10; Jake Constantine 7-(-2).

**PASSING:** Jake Constantine 16-22-0-192-2; Luke McCaffrey 1-1-0-15-0.

**RECEIVING:** Jake Bailey 5-83-1; Jack Bradley 5-47; Cedric Patterson III 3-37; Jordan Myers 2-21; Robert French 1-19-1; Cameron Montgomery 1-0.

**INTERCEPTIONS:** Naeem Smith 1-7; Miles McCord 1-5; Kirk Lockhart 1-0; George Nyakwol 1-0.

**FUMBLES:** None

**SACKS:** Elijah Garcia 2.0-22; George Nyakwol 1.0-8; Ikenna Enechukwu 1.0-6; Trey Schuman 1.0-6.

**TACKLES (UA-A):** Josh Percy 2-9; Trey Schuman 2-8; George Nyakwol 5-4; Elijah Garcia 2-4; Ikenna Enechukwu 2-4; Jordan Dunbar 3-2; Naeem Smith 2-3; Antonio Montero 1-4; Treshawn Chamberlain 1-2; Desmyn Baker 1-2; Chike Anigbogu 0-3; Myron Morrison 0-3; Miles McCord 1-1; Kirk Lockhart 0-2; Prudy Calderon 1-0; Jordan Myers 1-0; Aidan Siano 1-0; Plae Wyatt 1-0; Gabe Taylor 0-1; Robert French 0-1; Adrian Bickham 0-1.

# Game-By-Game Review

## Game 6

**Rice Owls**

**0**

**UTSA Roadrunners**

**45**

Oct. 16, 2021 ♦ Alamodome ♦ San Antonio, Texas

**The Lede:** UTSA scored on its first three possessions and held Rice to just 102 yards of offense as the Owls fell, 45-0, Saturday night at the Alamodome.

**The Details:** UTSA opened the scoring on the first possession, driving 75 yards for a seven-yard touchdown run. After Rice went three-and-out, the Owls forced a UTSA field goal. Rice then went three-and-out, but Charlie Mendes' career-long 66-yard punt down the Roadrunners at their six-yard line. However, UTSA needed just three plays to score, capped by Sincere McCormick's 81-yard run. On its next possession, Rice got out to its 47-yard line, but on fourth-and-three, Jake Constantine's pass was intercepted and returned 40 yards for a touchdown. Rice put a drive together behind Ari Broussard, who ran five times for 39 yards to get the Owls to the UTSA 33. But a sack and a pair of penalties forced a Rice punt. UTSA then drove 75 yards for a touchdown as the Roadrunners took a 31-0 lead into halftime. UTSA added a pair of scores in the second half.

## Scoring Summary

	1	2	3	4	F
Rice Owls	0	0	0	0	0
UTSA Roadrunners	17	14	14	0	45

### SCORING SUMMARY

1st	10:58	UTSA	Harris 7-yd run (Duplessis kick)
	4:28	UTSA	Duplessis 30-yd field goal
	0:40	UTSA	Daniels 11-yd run (Duplessis kick)
2nd	13:21	UTSA	Harmanson 40-yd INT return (Duplessis kick)
	0:26	UTSA	Cephus 2-yd pass from Harris (Duplessis kick)
3rd	13:06	UTSA	Mayfield 49-yd INT return (Duplessis kick)
	4:08	UTSA	Cephus 12-yd pass from Harris (Duplessis kick)

## Team Statistics

	RICE	UTSA
<b>FIRST DOWNS</b>	<b>8</b>	<b>22</b>
Rushing	5	14
Passing	1	7
Penalty	2	1
Rushing Attempts	36	38
Yds Gained Rushing	121	271
Yds Lost Rushing	55	9
<b>NET YDS RUSHING</b>	<b>66</b>	<b>261</b>
<b>NET YDS PASSING</b>	<b>36</b>	<b>142</b>
Comp-Att-Int	8-16-2	14-24-0
<b>TOTAL PLAYS-YDS</b>	<b>52-102</b>	<b>62-403</b>
Fumbles-Lost	0-0	2-0
Penalties-Yards	4-28	3-35
Punts-Avg	10-47.8	5-45.6
Punt Ret-Yds-TD	1-(-4)-0	7-54-0
KO Ret-Yds-TD	4-91-0	0-0-0
INT Ret-Yds-TD	0-0-0	2-89-2
Possession Time	31:11	28:49
Third Down Conv	3 of 14	4 of 11
Fourth Down Conv	0 of 1	0 of 1
Red Zone Scores-Att	0-0	5-5
Sacks-Yds	1-4	3-37
Field Goals	0-0	1-1

## Individual Statistics

### Rice

**RUSHING:** Ari Broussard 10-61; Khalan Griffin 9-20; Jordan Myers 7-20; Cameron Montgomery 2-(-6); Luke McCaffrey 5-(-7); Cedric Patterson III 1-(-7); Jake Constantine 2-(-15).

**PASSING:** Luke McCaffrey 5-10-1-15-0; Jake Constantine 3-6-1-21-0.

**RECEIVING:** Cedric Patterson III 4-19; Jake Bailey 2-13; Jack Bradley 1-6; Jordan Myers 1-(-2).

**INTERCEPTIONS:** None .

**FUMBLES:** None.

**SACKS:** Josh Percy 1.0-4.

**TACKLES (UA-A):** Desmyn Baker 5-2; Trey Schuman 4-2; Naeem Smith 3-3; Antonio Montero 2-4; Kirk Lockhart 4-1; Elijah Garcia 3-2; Ikenna Enechukwu 3-1; Miles McCord 2-2; Jordan Dunbar 3-0; Josh Percy 2-1; Adrian Bickham 2-1; Prudy Calderon 1-2; Myron Morrison 2-0; Gabe Taylor 2-0; Sean Fresch 2-0; Ari Broussard 1-1; Isaiah Richardson 1-1; Terreance Ellis 1-0; Izeya Floyd 1-0; Chike Anigbogu 0-1.

### UTSA

**RUSHING:** Sincere McCormick 13-117; B.J. Daniels 7-54-1; Frank Harris 5-47-1; Kevorian Barnes 6-16; Tre'Von Bradley 1-7; Josh Adkins 2-7; De'Corian Clark 1-7; Jaylon Lott 3-6.

**PASSING:** Frank Harris 12-19-0-125-2; Josh Adkins 2-5-0-17-0.

**RECEIVING:** Joshua Cephus 4-63-2; De'Corian Clark 3-23; Zakhari Franklin 3-7; Tykee Ogle-Kellog 2-17; Oscar Cardenas 1-25; Tre'Von Bradley 1-7.

**INTERCEPTIONS:** Corey Mayfield 1-49-1; Trevor Harmanson 1-40-1.

**FUMBLES:** Joshua Cephus 1-0; Jaylon Lott 1-0.

**SACKS:** Charles Wiley 1.0-22; Trevor Harmanson 1.0-9; Dru Prox 0.5-3; Dadrian Taylor 0.5-3.

**TACKLES (UA-A):** Rashad Wisdom 4-2; Kelechi Nwachuku 3-2; Ken Robinson 2-3; Jahmal Sam 2-1; Dadrian Taylor 2-1; Tariq Woolen 2-1; Donyai Taylor 1-2; Avery Morris 0-3; Clarence Hicks 2-0; Corey Mayfield 2-0; DeQuarius Henry 2-0; Denzel Feaster 2-0; Jaylon Haynes 2-0; Brandon Brown 1-1; Charles Wiley 1-1; Ryan Shockency 1-1; Dru Prox 1-1; Tyler Mahnke 1-1; Trevor Harmanson 1-1; Christian Clayton 0-2; Jarrett Preston 1-0; Trumane Bell 1-0; Antonio Parks 0-1; Lamonte McDougle 0-1; Asyrus Simon 0-1; Jimmori Robinson 0-1; Xavier Player 0-1.

# Game-By-Game Review

## Game 7

### Rice Owls UAB Blazers

**30**  
**24**

Oct. 23, 2021 ♦ Protective Stadium ♦ Birmingham, Ala.

The Lede: Wiley Green passed for 205 yards and threw for a career-high three touchdowns as Rice led for most of the game in a 30-24 victory over UAB, Saturday afternoon from Protective Stadium in Birmingham.

The Details: Rice got off to a strong start. After Juma Otoviano returned the opening kickoff 50 yards, the Owls twice converted fourth downs before Jordan Myers scored on a one-yard touchdown. On UAB's first play, Gabe Taylor forced a fumble and Antonio Montero recovered at the Rice 49. After Wiley Green connected with August Pitre II for 35 yards to UAB two-yard line, Green hit Jaeger Bull in the end zone for a 13-0 Rice lead. UAB then drove 75 yards to get on the board. On Rice's next possession, Green was sacked, fumbled and the Blazers recovered at the Rice 33. UAB needed just four plays to score, taking a 14-13 lead. After the teams traded punts, the Owls went 80 yards in 13 plays, eating up 7:33 before Green hit Pitre III for an 11-yard touchdown late in the second quarter to send Rice into halftime with a 20-14 lead.

After forcing a three-and-out on UAB's opening possession of the second half, the Owls took advantage, driving 65 yards in 10 plays, capped by Bull's second touchdown of the day, this time from one-yard out as Rice took a 27-14 lead. But the Blazers needed just three plays to go 76 yards, scoring on a 72-yard pass to cut the deficit to six points. The Owls answered by driving 71 yards in 13 plays, capped off by Christian VanSickle's 27-yard field goal. On its next possession, UAB drove down to the Rice five-yard line, but a Naeem Smith sack forced the Blazers to settle for a field goal. Rice went three-and-out, giving UAB the ball back with 2:10 to play. UAB drove down to the Rice 40-yard line and seemed to tie the game with 11 seconds left after completing a 40-yard touchdown pass. But the Blazers were called for holding. They had one last chance, but Taylor batted down their Hail Mary attempt and the Owls hung on for the victory.

### Scoring Summary

	1	2	3	4	F
Rice Owls	13	7	7	3	30
UAB Blazers	14	0	7	3	24

#### SCORING SUMMARY

1st	9:40	RICE	Myers 1-yd run (VanSickle kick)
	6:54	RICE	Bull 2-yd pass from Green (VanSickle kick)
	5:20	UAB	McBride 12-yd run (Quinn kick)
	1:40	UAB	McBride 26-yd run (Quinn kick)
2nd	3:23	RICE	Pitre III 11-yd pass from Green (VanSickle kick)
3rd	7:40	RICE	Bull 1-yd pass from Green (VanSickle kick)
	6:53	UAB	Prince 72-yd pass from Hopkins (Quinn kick)
4th	5:52	RICE	VanSickle 27-yard field goal
	3:23	UAB	Quinn 33-yd field goal

### Team Statistics

	RICE	UAB
<b>FIRST DOWNS</b>	<b>18</b>	<b>15</b>
Rushing	6	7
Passing	11	7
Penalty	1	1
Rushing Attempts	48	22
Yds Gained Rushing	167	150
Yds Lost Rushing	26	23
<b>NET YDS RUSHING</b>	<b>141</b>	<b>127</b>
<b>NET YDS PASSING</b>	<b>205</b>	<b>319</b>
Comp-Att-Int	17-22-0	19-32-1
<b>TOTAL PLAYS-YDS</b>	<b>70-346</b>	<b>54-446</b>
Fumbles-Lost	2-2	1-1
Penalties-Yards	2-30	10-108
Punts-Avg	4-45.8	2-43.5
Punt Ret-Yds-TD	1-13-0	2-12-0
KO Ret-Yds-TD	3-92-0	3-69-0
INT Ret-Yds-TD	1-0-0	0-0-0
Possession Time	38:01	21:59
Third Down Conv	6 of 16	2 of 9
Fourth Down Conv	5 of 5	1 of 3
Red Zone Scores-Att	5-5	2-4
Sacks-Yds	3-21	5-23
Field Goals	1-1	1-2

### Individual Statistics

#### Rice

**RUSHING:** Ari Broussard 16-68; Jaeger Bull 1-30; Khalan Griffin 8-21; Jordan Myers 11-20-1; Cameron Montgomery 2-6; Wiley Green 6-0; Luke McCaffrey 4-(-1).

**PASSING:** Wiley Green 17-22-0-205-3; Luke McCaffrey 0-0-0-0-0.

**RECEIVING:** August Pitre III 6-108-1; Jake Bailey 6-45; Cedric Patterson III 2-39; Jaeger Bull 2-3-2; Jordan Myers 1-10.

**INTERCEPTIONS:** Naeem Smith 1-0.

**FUMBLES:** Luke McCaffrey 1-1; Wiley Green 1-1.

**SACKS:** Naeem Smith 1.0-11; DJ Arkansas 1.0-8; Josh Percy 1.0-2.

**TACKLES (UA-A):** Gabe Taylor 8-2; Josh Percy 5-3; Desmyn Baker 4-2; Miles McCord 3-1; Naeem Smith 2-2; Antonio Montero 1-2; Elijah Garcia 2-0; Plae Wyatt 1-1; Ikenna Enechukwu 0-2; Izeya Floyd 0-2; Kobie Campbell 1-0; Chike Anigbogu 1-0; Jaeger Bull 1-0; DJ Arkansas 1-0; Myron Morrison 0-1; Sean Fresh 0-1; Kirk Lockhart 0-1.

#### UAB

**RUSHING:** DeWayne McBride 8-95-2; Jermaine Brown Jr. 7-42; Lucious Stanley 1-(-1); Dylan Hopkins 6-(-9).

**PASSING:** Dylan Hopkins 19-31-1-319-1; Team 0-1-0-0-0.

**RECEIVING:** Jermaine Brown Jr. 5-55; Gerrit Prince 4-116-1; Trea Shropshire 4-80; RaJae' Johnson-Sanders 3-42; Samario Rudolph 2-6 TJ Jones 1-20.

**INTERCEPTIONS:** None.

**FUMBLES:** JaRae' Johnson-Sanders 1-1.

**SACKS:** Justin Thomas 1.0-8; Decodric Bynum 1.0-7; Tyree Turner 1.0-4; Dy'Jon Turner 1.0-2; Fish McWilliams 1.0-2.

**TACKLES (UA-A):** Noah Wilder 5-7; Antonio Moultrie 3-7; . Dy'Jon Turner 3-3; Keondre Swoopes 3-2; Tyree Turner 2-3; Mi'Cari Stanley 2-3; Kelle Sanders 2-3; CD Daniels 2-3; Tyler Taylor 1-4; Michael Fairbanks II 2-1; Devodric Bynum 2-1; Starling Thomas V 1-2; Deshaun Oliver Jr. 1-1; Alex Wright 1-1; Justin Thomas 1-1; Troy Young 1-1; Will Boler 0-2; Fish McWilliams 1-0; Grayson Cash 1-0; Nikia Eason Jr. 1-0; Larry Wooden 1-0; Matthew Palmer 1-0; Kevin Penn 0-1; Cole Kiz-ziah 0-1; Kyle Harrell 0-1; Charlie Benton 0-1; Xavier Lanier 0-1.

# Game-By-Game Review

## Game 8

### North Texas Mean Green **30** Rice Owls **24**

Oct. 30, 2021 ♦ Rice Stadium ♦ Houston, Texas

The Lede: Ayo Adeyi scored from one yard out to give North Texas a 30-24 overtime win over Rice and spoil the school's 101st Homecoming on Saturday at Rice Stadium.

The Details: Jake Constantine, who came on in relief of injured started Wiley Green, threw for 242 yards and a pair of touchdowns. His 12-yard scoring strike to Cedric Patterson III capped an 89-yard drive in the final two minutes to send the game to overtime, only to see North Texas hand the Owls their fourth consecutive loss in overtime, two of them at the hands of the Mean Green at Rice Stadium. North Texas opened the scoring a field goal at the end of a lengthy opening drive that ate up nearly six minutes of the first quarter. Rice's hopes to answer on its first possession were marred by an injury to Green when he was sacked and was taken from the field on a medical cart. Constantine led the Owls on a lengthy drive of their own to field goal that ate up most of the second quarter, but North Texas struck back with a late touchdown to take a 10-3 lead at the half. He threw for 210 yards in a second half as the Owls found their offensive footing, but could never wrest the lead away from North Texas. Jake Bailey set career highs with 10 receptions for 143 yards and a touchdown, the most memorable being a 36-yard connection from a scrambling Constantine on fourth and 10 from the Owls' 11-yard line.

### Scoring Summary

	1	2	3	4	OT	F
North Texas Mean Green	3	7	7	7	6	30
Rice Owls	0	3	7	14	0	24

#### SCORING SUMMARY

1st	8:58	UNT	Mooney 35-yd field goal
2nd	2:12	RICE	VanSickle 30-yd field goal
	0:15	UNT	Torrey 1-yd run (Mooney kick)
3rd	6:45	RICE	Myers 1-yd run (VanSickle kick)
	3:58	UNT	Adeyi 5-yd run (Mooney kick)
4th	11:50	RICE	Bailey 17-yd pass from Constantine (VanSickle kick)
	2:03	UNT	Johnson 6-yd run (Mooney kick)
	0:16	UNT	Patterson III 12-yd pass from Constantine (VanSickle kick)
OT	0:00	UNT	Adeyi 1-yd run

### Team Statistics

	UNT	RICE
<b>FIRST DOWNS</b>	<b>20</b>	<b>25</b>
Rushing	14	7
Passing	4	13
Penalty	2	5
Rushing Attempts	43	46
Yds Gained Rushing	197	129
Yds Lost Rushing	4	32
<b>NET YDS RUSHING</b>	<b>193</b>	<b>97</b>
<b>NET YDS PASSING</b>	<b>121</b>	<b>271</b>
Comp-Att-Int	11-22-0	18-34-0
<b>TOTAL PLAYS-YDS</b>	<b>65-314</b>	<b>80-368</b>
Fumbles-Lost	1-0	1-0
Penalties-Yards	7-74	15-114
Punts-Avg	4-45.0	3-43.7
Punt Ret-Yds-TD	0-0-0	2-13-0
KO Ret-Yds-TD	3-75-0	3-43-0
INT Ret-Yds-TD	0-0-0	0-0-0
Possession Time	21:21	38:39
Third Down Conv	7 of 13	6 of 17
Fourth Down Conv	1 of 1	4 of 4
Red Zone Scores-Att	5-5	4-4
Sacks-Yds	3-25	0-0
Field Goals	1-1	1-3

### Individual Statistics

#### North Texas

**RUSHING:** Austin Aune 6-65; Ayo Adeyi 12-47-2; DeAndre Torrey 14-43-1; Isaiah Johnson 8-27-1; Bryson Jackson 1-11; Damon Ward 0-1; Team 2-(-1).

**PASSING:** Austin Aune 11-22-0-121-0.

**RECEIVING:** Bryson Jackson 3-50; Khatib Lyles 3-18; Roderic Burns 2-30; Isaiah Johnson 1-20; DeAndre Torrey 1-2; Jason Pitte 1-1.

**INTERCEPTIONS:** None.

**FUMBLES:** DeAndre Torrey 1-0.

**SACKS:** Grayson Murphy 1.0-10; Kameron Hill 1.0-7; Gabriel Murphy 0.5-4; Dion Novil 0.5-4.

**TACKLES (UA-A):** KD Davis 2-16; Sean-Thomas Faulkner 2-8; Dion Novil 2-8; Larry Nixon III 1-9; Makyle Sanders 2-6; DeShawn Gaddie 1-6; Ridge Texada 3-3; Tyreke Davis 3-3; Gabriel Murphy 0-5; Kameron Hill 2-2; Harold West 1-1; Grayson Murphy 1-1; Carson Kropp 1-1; Kevin Wood 0-2; Jake Roberts 1-0; Loronzo Thompson 1-0; Kyleb Howell 0-1; Jordan Brown 0-1; Jaylen Smith 0-1.

#### Rice

**RUSHING:** Khalan Griffin 14-47; Jordan Myers 11-32-1; Ari Broussard 11-18; Jake Constantine 6-9; Brendan Suckley 1-0; Cameron Montgomery 2-(-1); Willey Green (1-(-8)).

**PASSING:** Jake Constantine 16-30-0-242-2; Wiley Green 2-3-0-29-0; Team 0-1-0-0-0.

**RECEIVING:** Jake Bailey 10-143-1; Cedric Patterson III 4-31-1; Jordan Myers 3-3-88; August Pitre III 1-9.

**INTERCEPTIONS:** None.

**FUMBLES:** Jordan Myers 1-0.

**SACKS:** None.

**TACKLES (UA-A):** Elijah Garcia 2-7; Gabe Taylor 5-2; Antonio Montero 4-3; Kirk Lockhart 4-3; Ikenna Enechukwau 0-7; Josh Pearcy 2-2; Naeem Smith 2-1; Trey Schuman 1-2; Kenneth Orji 0-3; Aidan Siano 0-3; Jordan Dunbar 2-0; Desmyn Baker 0-2; Adrian Bickham 1-0; Izeya Floyd 1-0; Miles McCord 1-0; Chike Anigbogu 1-0; Christian VanSickle 1-0; Plae Wyatt 0-1; Sean Fresch 0-1; Myron Morrison 0-1.



# Game-By-Game Review

## Game 9

### Rice Owls Charlotte 49ers

24  
31

Nov. 6, 2021 ♦ Jerry Richardson Stadium ♦ Charlotte, N.C.

The Lede: Ari Broussard ran for a career-high 186 yards and two touchdowns, but the Owls could not hold on to a 10-point, fourth quarter lead as Rice fell to Charlotte in overtime, 31-24, Saturday afternoon at Jerry Richardson Stadium.

The Details: On Rice's first possession, the Owls drove 50 yards down to the Charlotte 17, but Christian VanSickle missed a 35-yard field goal. The 49ers capitalized, scoring on a 53-yard touchdown pass. Charlotte then blocked Charlie Mendes punt, taking over at the Rice 20. But the Owl defense stepped up, forcing a 42-yard field goal attempt that Desmyn Baker blocked to keep it a one-score game. Rice took advantage, driving 76 yards, capping it off with an Ari Broussard 22-yard touchdown run to tie the game. After Charlotte drove 76 yards for a touchdown to, retake the lead, the Owls twice had fourth-and-three, inside the Charlotte 30-yard line. But Rice was unable to convert either chance and went into halftime trailing 14-7. After Rice went three-and-out on the first series of the second half, Charlotte drove down to the 11-yard line. But Antonio Montero forced a fumble that went straight to Desmyn Baker. Rice was able to drive to the Charlotte seven-yard line before settling for a VanSickle 25-yard field goal. The Owls forced a three-and-out before driving 63 yards, capped off by a Jordan Myers one-yard rushing touchdown. After forcing another punt, Rice held the ball for 9:36, using 16 plays to go 84 yards, ending with Broussard's second touchdown of the game, this time from two yards out as Rice took a 24-14 lead with just 6:45 to play. On its next possession, Charlotte used 12 plays but the Owls forced a 32-yard field goal. Rice was forced to punt, and the 49ers needed just five plays to go 80 yards and tie the game at 24, sending it to overtime. Charlotte got the ball first in overtime and immediately scored on its first play, connecting on a 25-yard touchdown pass. After a one-yard run on Rice's first play, the 49ers got pressure on Jake Constantine, who attempted a pass to avoid the sack. But Luke Martin made a diving interception to seal the victory for Charlotte.

### Scoring Summary

	1	2	3	4	OT	F
Rice Owls	0	7	10	7	0	24
Charlotte 49ers	7	7	0	10	7	31

#### SCORING SUMMARY

1st	4:37	CHA	Camp 53-yd pass from Reynolds (Cruz kick)
2nd	11:29	RICE	Broussard 22-yd run (VanSickle kick)
	7:49	CHA	Byrd 1-yd run (Cruz kick)
3rd	8:01	RICE	VanSickle 25-yard field goal
	2:48	RICE	Myers 1-yd run (VanSickle kick)
4th	6:35	RICE	Broussard 2-yd run (VanSickle kick)
	4:09	CHA	Cruz 32-yd field goal
	1:14	CHA	Spencer 8-yd pass from Reynolds (Cruz kick)
OT	0:00	CHA	Spencer 25-yd pass from Reynolds (Cruz kick)

### Team Statistics

	RICE	CHA
<b>FIRST DOWNS</b>	<b>23</b>	<b>20</b>
Rushing	8	4
Passing	14	13
Penalty	1	3
Rushing Attempts	42	24
Yds Gained Rushing	230	96
Yds Lost Rushing	15	39
<b>NET YDS RUSHING</b>	<b>215</b>	<b>57</b>
<b>NET YDS PASSING</b>	<b>253</b>	<b>292</b>
Comp-Att-Int	19-35-1	20-29-0
<b>TOTAL PLAYS-YDS</b>	<b>77-468</b>	<b>53-349</b>
Fumbles-Lost	1-0	3-2
Penalties-Yards	12-107	2-17
Punts-Avg	3-96	3-121
Punt Ret-Yds-TD	0-0-0	2-23-0
KO Ret-Yds-TD	0-0-0	1-18-0
INT Ret-Yds-TD	1-0-0	0-0-0
Possession Time	37:16	22:44
Third Down Conv	7 of 17	3 of 9
Fourth Down Conv	2 of 4	1 of 1
Red Zone Scores-Att	3-4	3-5
Sacks-Yds	4-31	1-12
Field Goals	1-2	1-2

### Individual Statistics

#### Rice

**RUSHING:** Ari Broussard 20-186-2; Jordan Myers 7-18-1; Khalan Griffin 11-14; Brendan Suckley 2-6; Jake Constantine 2-(-9).

**PASSING:** Jake Constantine 19-35-1-253-0.

**RECEIVING:** Jake Bailey 7-143; Cedric Patterson III 4-45; Jordan Myers 3-30; August Pitre III 2-14; Jack Bradley 2-13; Cameron Montgomery 2-8.

**INTERCEPTIONS:** None.

**FUMBLES:** Jake Constantine 1-0.

**SACKS:** Trey Schuman 1.0-9; Antonio Montero 1.0-8; Izeya Floyd 0.5-5; Ikenna Enechukwu 0.5-4; Desmyn Baker 0.5-3; Elijah Garcia 0.5-2.

**TACKLES (UA-A):** Kirk Lockhart 3-5; Antonio Montero 4-2; Kenneth Orji 2-4; Desmyn Baker 1-4; Elijah Garcia 1-3; Naeem Smith 1-3; Sean Fresch 1-3; Miles McCord 2-1; Josh Pearcy 0-3; Trey Schuman 2-0; Plae Wyatt 1-1; Myron Morrison 0-2; Ikenna Enechukwu 0-2; Izeya Floyd 0-2; Ari Broussard 1-0; Jordan Dunbar 1-0; Gabe Taylor 1-0.

#### Charlotte

**RUSHING:** Shadrick Byrd 7-54-1; Calvin Camp 6-22; Jaius Mack 2-8; Grant DuBose 1-3; Chris Reynolds 8-(-30).

**PASSING:** Chris Reynolds 20-29-0-292-3.

**RECEIVING:** Elijah Spencer 6-77-2; Grant DuBose 6-59; Jaius Mack 3-48; Calvin Camp 2-56-1; Shadrick Byrd 2-47; Keith Pearson, Jr. 1-5.

**INTERCEPTIONS:** Luke Martin 1-0.

**FUMBLES:** Chris Reynolds 2-2; Jaius Mack 1-0.

**SACKS:** Markees Watts 1.0-12.

**TACKLES (UA-A):** Geo Howard 9-2; Justin Whisenhunt 5-4; Luke Martin 5-4; Marcus Robitaille 4-2; Tyler Murray 2-4; Markees Watts 3-2; Mikel Horton 1-4; Solomon Rogers 1-4; Michael Kelly 1-3; Miguel Jackson 0-3; Jalar Holley 1-1; Doug Newsome 1-1; Trey Creamer 1-1; B.J. Turner 0-2; Tyson Clawson 0-2; Ryan Carriere 1-0; Lance McMillan 0-1.

# Game-By-Game Review

## Game 10

### WKU Hilltoppers Rice Owls

42  
21

Nov. 13, 2021 ♦ Rice Stadium ♦ Houston, Texas

The Lede: Bailey Zappe threw for 482 yards and five touchdowns to lead WKU to a 42-21 win at Rice Stadium on Saturday, clinching bowl eligibility for the Hilltoppers (6-4) while ending Owls (3-7) hopes for a return to postseason action.

The Details: Facing the nation's top passing attack, the Owls foiled WKU's opening threat when Naeem Smith picked off Zipe's pass into the end zone. Jake Constantine lead Rice back down the field only to see the turnovers even out as the Owls fumbled at the Hilltopper three. Zappe then lead his troops to the first score of the game to take a 7-0 lead after one quarter. WKU's attack found its stride in the second quarter, scoring three times--the last two while needing only 1:06--to take a 28-0 lead into halftime. Rice held WKU scoreless in the third period while breaking through on the scoreboard when Constantine found Cedric Patterson III for a 23-yard touchdown. The teams traded scores in the fourth, with Khalan Griffin and Juma Otoviano each scoring on the ground for the Owls.

### Scoring Summary

	1	2	3	4	F
WKU Hilltoppers	7	21	0	14	42
Rice Owls	0	0	7	14	21

#### SCORING SUMMARY

1st	2:56	WKU	Robichaux 2-yd run (Narveson kick)
2nd	10:12	WKU	Robichaux 13-yd pass from Zappe (Narveson kick)
	7:36	WKU	Tinsley 65-yd pass from Zappe (Narveson kick)
	6:19	WKU	Smith 7-yd pass from Zappe (Narveson kick)
3rd	3:16	RICE	Patterson III 23-yd pass from Constantine (VanSickle kick)
4th	14:56	WKU	Tinsley 9-yd pass from Zappe (Narveson kick)
	11:44	RICE	Griffin 7-yd run (VanSickle kick)
	8:18	WKU	Beljan 5-yd pass from Zappe (Narveson kick)
	0:55	RICE	Otoviano 2-yd run (VanSickle kick)

### Team Statistics

	WKU	RICE
<b>FIRST DOWNS</b>	<b>28</b>	<b>25</b>
Rushing	6	4
Passing	20	19
Penalty	2	2
Rushing Attempts	25	35
Yds Gained Rushing	103	139
Yds Lost Rushing	11	15
<b>NET YDS RUSHING</b>	<b>92</b>	<b>124</b>
<b>NET YDS PASSING</b>	<b>495</b>	<b>380</b>
Comp-Att-Int	35-47-2	28-50-4
<b>TOTAL PLAYS-YDS</b>	<b>587-72</b>	<b>504-85</b>
Fumbles-Lost	2-2	4-1
Penalties-Yards	7-75	8-80
Punts-Avg	4-45.0	4-28.8
Punt Ret-Yds-TD	1-8-0	1-0-0
KO Ret-Yds-TD	2-36-0	4-69-0
INT Ret-Yds-TD	4-6-0	2-25-0
Possession Time	24:20	35:14
Third Down Conv	4 of 10	7 of 16
Fourth Down Conv	0 of 0	1 of 3
Red Zone Scores-Att	5-7	2-7
Sacks-Yds	3-12	1-10
Field Goals	0-0	0-0

### Individual Statistics

#### WKU

**RUSHING:** Kye Robichaux 12-61-1; Noah Whittington 7-20; Adam Cofield 3-16; Bailey Zappe 3-(-5).

**PASSING:** Bailey Zappe 34-42-1-482-5; Chance McDonald 1-5-1-13-0.

**RECEIVING:** Mitchell Tinsley 10-198-2; Jerreth Sterns 7-92; Malachi Corley 5-37; Daewood Davis 4-61; Kye Robichaux 2-39-1; Ben Ratzlaff 2-26; DeAngelo Wilson 1-13; Adam Cofield 1-12; Dalvin Smith 1-7-1; Josh Sterns 1-5; Joey Beljan 1-5-1.

**INTERCEPTIONS:** Omari Alexander 2-0; Dominique Bradshaw 1-5; Kahlef Hailassie 1-1.

**FUMBLES:** Kye Robichaux 2-2.

**SACKS:** Darius Shipp 1.0-8; Jaden Hunter 1.0-2; Will Ignont 1.0-1.

**TACKLES (UA-A):** Will Ignont 5-1; DeAngelo Malone 2-4; Darius Shipp 5-0; Jaden Hunter 3-2; Kahlef Hailassie 3-2; Antwon Kincade 3-1; JaQues Evans 3-1; Beanie Bishop 3-0; Matthew Flint 3-0; Davion Williams 3-0; Tre Shaw 2-1; Juwuan Jones 2-1; Kaleb Oliver 1-1; Cory Munson 1-1; A.J. Brathwaite, Jr. 1-; Jeremy Darwin 1-1; Lichon Terrell 1-1; Demetrius Cain 1-1; Dominique Bradshaw 0-2; Adam Cofield 1-0; Desmond Johnson 1-0; Miguel Edwards 1-0; Colt Jackson 1-0; Kendrick Simpkins 1-0; Nick Days 1-0; Michael Pitts 0-1.

#### Rice

**RUSHING:** Ari Broussard 15-60; Cameron Montgomery 7-36; Khalan Griffin 8-32-1; Juma Otoviano 1-2-1; Jake Constantine 4-(-6).

**PASSING:** Jake Constantine 28-50-4-380-1.

**RECEIVING:** August Pitre III 9-133; Cedric Patterson III 7-89-1; Jake Bailey 5-80; Juma Otoviano 2-8; Khalan Griffin 1-20; Jack Bradley 1-17; Cameron Montgomery 1-11; Robert French 1-8; Jaeger Bull 1-3.

**INTERCEPTIONS:** Naeem Smith 1-15; Kirk Lockhart 1-10.

**FUMBLES:** August Pitre III 1-1; Jake Constantine 1-0; Cedric Patterson III 1-0; Sean Fresch 1-0.

**SACKS:** Desmyn Baker 1.0-10.

**TACKLES (UA-A):** Kirk Lockhart 7-3; Desmyn Baker 6-1; Elijah Garcia 3-3; Sean Fresch 4-1; Gabe Taylor 2-3; Josh Pearcy 1-4; Naeem Smith 3-1; Miles McCord 2-2; Plae Wyatt 2-2; Kenneth Orji 2-1; Aidan Siano 0-3; Trey Schuman 2-0; Jordan Dunbar 1-0; Jerry Johnson III 1-0; Chike Anigbogwu 1-0; Adrian Bickham 1-0; Myron Morrison 0-1; Ikenna Enechuwu 0-1; Isaiah Richardson 0-1; Elroyal Morris 0-1.

# Game-By-Game Review

## Game 11

### Rice Owls UTEP Miners

Nov. 20, 2021 ♦ Sun Bowl ♦ El Paso, Texas

28  
38

### Scoring Summary

	1	2	3	4	F
Rice Owls	0	21	0	7	28
UTEP Miners	7	7	10	14	38

#### SCORING SUMMARY

1st	10:08	UTEP	Cowing 7-yd pass from Hardison (Baechle kick)
2nd	10:13	RICE	Broussard 1-yd run (VanSickle kick)
	8:22	UTEP	Garrett 14-yd pass from Hardison (Baechle kick)
	1:03	RICE	Bradley 5-yd pass from Constantine (VanSickle kick)
	0:12	RICE	Patterson III 33-yd pass from Constantine (VanSickle)
3rd	5:51	UTEP	Baechle 22-yd field goal
	2:30	UTEP	Brownholtz 1-yd run (Baechle kick)
4th	12:54	UTEP	Wadley 1-yd run (Baechle kick)
	9:02	UTEP	Brownholtz 1-yd run (Baechle kick)
	5:42	RICE	McCaffrey 2-yd run (VanSickle kick)

The Lede: Rice scored 21 points in the second quarter to take a 21-14 halftime lead, but UTEP answered with 24 straight second half points to defeat the Owls, 38-28, Saturday afternoon at the Sun Bowl.

The Details: UTEP took the opening possession 75 yards, scoring on a seven-yard pass. After forcing two Mine punts, Rice drove 15 plays, covering 70 yards before Ari Broussard went over the top for a one-yard touchdown run, tying the game early in the second quarter. But the Miners came right back needing just five plays to score on a 14-yard touchdown pass. After trading punts, Rice took over at its 31-yard line. Four plays later, Cameron Montgomery ran 43 yards to the five-yard line. Jake Constantine then hit Jack Bradley in the back of the end zone to tie the game. But the Owls weren't done. On UTEP's second play of their next possession, Gabe Taylor picked off his second pass of the year, setting up Rice at its 48-yard line. Two plays later, Constantine hit Cedric Patterson III down the middle for a 33-yard touchdown, sending the Owls into halftime with a 21-14 lead. After Rice was forced to punt on its opening possession of the second half, its defense held UTEP to a field goal. Two possessions later, UTEP took the lead for good, scoring on a one-yard run. UTEP pushed the lead to 10 on a one-yard touchdown. Rice then drove down to the UTEP 39. But on fourth-and-two, Luke McCaffrey's pass to Patterson fell incomplete and the Miners took over. They wasted no time capitalizing, scoring after just six plays. McCaffrey then drove Rice 75 yards before he punched it in from two yards out. But Rice would get no closer.

### Team Statistics

	RICE	UTEP
<b>FIRST DOWNS</b>	<b>22</b>	<b>23</b>
Rushing	6	7
Passing	12	15
Penalty	4	1
Rushing Attempts	34	32
Yds Gained Rushing	166	164
Yds Lost Rushing	6	42
<b>NET YDS RUSHING</b>	<b>160</b>	<b>120</b>
<b>NET YDS PASSING</b>	<b>230</b>	<b>366</b>
Comp-Att-Int	19-38-0	23-35-1
<b>TOTAL PLAYS-YDS</b>	<b>72-390</b>	<b>67-488</b>
Fumbles-Lost	1-0	1-0
Penalties-Yards	3-35	10-78
Punts-Avg	6-40.8	4-40.8
Punt Ret-Yds-TD	1-10-0	4-31-0
KO Ret-Yds-TD	0-0-0	3-59-0
INT Ret-Yds-TD	1-6-0	0-0-0
Possession Time	28:50	31:10
Third Down Conv	4 of 16	4 of 11
Fourth Down Conv	2 of 4	1 of 1
Red Zone Scores-Att	3-3	6-6
Sacks-Yds	2-18	0-0
Field Goals	0-0	1-1

### Individual Statistics

#### Rice

**RUSHING:** Cameron Montgomery 9-78; Luke McCaffrey 4-43-1; Khalan Griffin 12-20; Jake Constantine 3-17; Ari Broussard 2-2-1; Brendan Suckley 2-0; Juma Otoviano 2-0.

**PASSING:** Jake Constantine 14-25-0-183-0; Luke McCaffrey 5-13-0-47-0.

**RECEIVING:** Jake Bailey 5-58; August Pitre III 5-43; Kobie Campbell 3-28; Cedric Patterson III 2-49-1; Jack Bradley 2-34-1; Robert French 2-18.

**INTERCEPTIONS:** Gabe Taylor 1-6.

**FUMBLES:** Gabe Taylor 1-0.

**SACKS:** Ikenna Enechukwu 1.0-8; Elijah Garcia 0.5-5; Aidan Siano 0.5-5.

**TACKLES (UA-A):** Gabe Taylor 8-0; Play Wyatt 4-2; Naeem Smith 3-2; Aidan Siano 2-3; Elijah Garcia 2-3; Ikenna Enechukwu 1-4; Sean Fresch 3-1; Josh Pearcy; Desmyn Baker 2-1; Jordan Dunbar 2-1; Kirk Lockhart 2-0; Izeya Floyd 1-1; Adrian Bickham 1-1; Jordan Myers 1-0; Kenneth Orji 1-0; Kenny Seymour, Jr. 1-0; Jerry Johnson III 1-0; Kobie Campbell 1-0; Isaiah Richardson 1-0; Myron Morrison 0-1; Andrew Bird 0-1.

#### UTEP

**RUSHING:** Ronald Awatt 9-119; Quardraiz Wadley 13-40-1; Calvin Brownholtz 2-2-2; Reynaldo Flores 2-0; Team 3-(-6); Gavin Hardison 3-(-33).

**PASSING:** Gavin Hardison 23-35-1-366-2.

**RECEIVING:** Jacob Cowing 11-170-1; Justin Garrett 5-82-1; Tyrin Smith 5-49; Ronald Awatt 2-65.

**INTERCEPTIONS:** None.

**FUMBLES:** Gavin Hardison 1-0.

**SACKS:** None.

**TACKLES (UA-A):** Breon Hayward 5-4; Tyrice Knight 4-5; Dy'vonne Inyang 4-2; Dennis Barnes 4-1; Keenan Stewart 3-2; Torey Richardson 4-0; Josh Caldwell 3-0; Tyson Wilson 2-1; Ty'Reke James 2-1; Kelton Moss 1-2; Jadrian Taylor 1-1; Walter Neil, Jr. 1-1; Tevita Tafuna 1-0; James Neal 0-1; Gary Theard 0-1; Praise Amaehwhale 0-1; Blake Thompson 0-1.

# Game-By-Game Review

## Game 12

**Louisiana Tech Bulldogs** 31  
**Rice Owls** 35

Nov. 27, 2021 ♦ Rice Stadium ♦ Houston, Texas

The Lede: TJ McMahon came off the bench to throw for 191 yards and connected on a pair of touchdowns in the final four minutes to lead Rice to a thrilling 35-31 win over Louisiana Tech and send 26 seniors out with a victory in their final home game at Rice Stadium.

The Details: Looking to end a four-game losing streak and post a win on Senior Day for the 11th time in the last 14 years, Rice found itself with a 10-point deficit early in the four quarter. McMahon, who took over for Luke McCaffrey after halftime with the Owls leading 14-10, was making his debut at quarterback after serving as the holder on placements all season. Trailing 31-21 and the Owls pinned at their own eight-yard line after a Bulldog punt, McMahon completed four consecutive passes to cover the entire 92 yards, the last 31 on a pass to August Pitre III for the score. Two plays later, Terreance Ellis picked off a deflected pass to set the Owls up at the LA Tech 27, only to see the threat stall and McMahon stopped short a fake field goal attempt. With only 2:23 left, the Owls defense stiffened and forced a punt which Sean Fresch returned a career-best, 48 yards to the LA Tech 18 with just 1:19 on the clock (see notes below for more on his return). After a pair of incompletions, McMahon checked down to find Cedric Patterson III in the end zone to put the Owls ahead to stay. But as was typical of every Rice victory in 2021, the outcome was far from secure as the Bulldogs, who were looking to send their head coach, Skip Holtz, out with a win in his final game, drove to the Rice 33 in the final seconds. However, JD Head's second-down pass was intercepted by Gabe Taylor, sealing the win for the Owls and a memorable moment for the freshman from Miami on the 14th anniversary of the passing of his brother, Sean. Running back Cameron Montgomery sparked the Owls on the ground, rushing for the first two touchdowns of his career, including a 70-yard burst in the first half, the longest run by an Owl since Juma Otoviano covered 80-yards to score against ODU on Senior Day in 2018.

## Scoring Summary

	1	2	3	4	F
Louisiana Tech Bulldogs	10	0	14	7	31
Rice Owls	7	7	7	14	35

### SCORING SUMMARY

1st	7:45	TECH	Barnes 20-yd field goal
	2:00	TECH	T. Harris 44-yd pass from Head (Barnes kick)
	1:07	RICE	Montgomery 70-yd run (VanSickle kick)
2nd	10:47	RICE	Patterson III 22-yd pass from McCaffrey (VanSickle kick)
3rd	7:10	TECH	S. Harris 5-yd pass from Head (Barnes kick)
	4:09	RICE	Montgomery 7-yd run (VanSickle kick)
	1:18	TECH	Head 22-yd run (Barnes kick)
4th	13:10	TECH	Hebert 6-yd pass from Head (Barnes kick)
	4:12	RICE	Pitre III 31-yd pass from McMahon (VanSickle kick)
	1:01	RICE	Patterson III 3-yd pass from McMahon (VanSickle kick)

## Team Statistics

	TECH	RICE
<b>FIRST DOWNS</b>	<b>26</b>	<b>19</b>
Rushing	10	8
Passing	11	9
Penalty	5	2
Rushing Attempts	40	41
Yds Gained Rushing	166	212
Yds Lost Rushing	42	29
<b>NET YDS RUSHING</b>	<b>124</b>	<b>183</b>
<b>NET YDS PASSING</b>	<b>303</b>	<b>246</b>
Comp-Att-Int	20-37-3	16-26-1
<b>TOTAL PLAYS-YDS</b>	<b>77-427</b>	<b>67-429</b>
Fumbles-Lost	0-0	1-1
Penalties-Yards	3-35	11-104
Punts-Avg	5-35.0	5-41.2
Punt Ret-Yds-TD	4-26-0	1-48-0
KO Ret-Yds-TD	5-27-0	5-123-0
INT Ret-Yds-TD	1-0-0	3-7-0
Possession Time	29:49	30:11
Third Down Conv	5 of 15	5 of 14
Fourth Down Conv	2 of 3	0 of 3
Red Zone Scores-Att	4-4	2-2
Sacks-Yds	2-10	4-19
Field Goals	1-1	0-0

## Individual Statistics

### Louisiana Tech

**RUSHING:** Marcus Williams, Jr. 19-37; Kevin Dominique 6-34; Harlan Dixon 3-31; JD Head 9-20-1; Cesar Barajas 1-5; Smoke Harris 1-1; Solomon Lewis 1-(-4).

**PASSING:** JD Head 19-36-3-270-3; Tahj Magee 1-1-0-33-0.

**RECEIVING:** Smoke Harris 6-63-1; Tre Harris 5-77-1; Isaiah Graham 3-58; Griffin Hebert 3-53-1; Kyle Maxwell 2-52; Marcus Williams, Jr. 1-0.

**INTERCEPTIONS:** BeeJay Williamson 1-0

**FUMBLES:** None.

**SACKS:** Keivie Rose 1.0-1; Deshon Hall 0.5-5; Ben Bell 0.5-4.

**TACKLES (UA-A):** BeeJay Williamson 5-2; Trey Baldwin 2-5; Jaiden Cole 4-2; Tyler Grubbs 1-5; Deshon Hall 1-5; Maki Carabin 3-2; Ezekiel Barnett 2-3; Keivie Rose 3-1; Khalil Ladler 3-1; Zeno Hannibal 1-3; Willie Baker 1-2; Tristan Allen 0-3; Marquailus Turner 2-0; Joren Dickey 0-2; DJ Jackson 0-2; Ben Bell 0-2; Cedric Woods 1-0; Christian Archangel 1-0; Beylen Buchanan 1-0; Ivan Thomas 1-0; Praise Okorie 0-1; CJ Calhoun 0-1; Allen Walker 0-1; Elijah Hamilton 0-1; Brodrick Calhoun 0-1; Tahj Magee 0-1.

### Rice

**RUSHING:** Cameron Montgomery 10-95-2; Ari Broussard 12-34; Khalan Griffin 5-20; Luke McCaffrey 7-17; Cedric Patterson III 1-9; TJ McMahon 1-5; Jordan Myers 3-4; Brendan Suckley 1-0; Team 1-(-1).

**PASSING:** TJ McMahon 12-20-1-191-2; Luke McCaffrey 4-6-0-55-1.

**RECEIVING:** Cedric Patterson III 5-93-2; August Pitre III 4-90-1; Robert French 2-23; Kobie Campbell 2-21; Jordan Myers 2-12; Jaeger Bull 1-7.

**INTERCEPTIONS:** Gabe Taylor 1-7; Terreance Ellis 1-0; Naeem Smith 1-0.

**FUMBLES:** Luke McCaffrey 1-1.

**SACKS:** Trey Schuman 1.0-7; Josh Pearch 1.0-3; Ikenna Enechuckwu 1.0-0; Elijah Garcia 0.5-5; Izeya Floyd 0.5-4.

**TACKLES (UA-A):** Ikenna Enechukwu 3-6; Izeya Floyd 1-7; Naeem Smith 1-7; Elijah Garcia 0-7; Gabe Taylor 4-1; Josh Pearch 2-3; Kirk Lockhart 2-3; Myron Morrison 1-4; Desmyn Baker 3-1; Kenneth Orji 2-2; Miles McCord 2-1; Plae Wyatt 2-1; Terreance Ellis 2-1; Sean Fresch 1-2; Trey Schuman 1-2; Aidan Siano 0-3; Jordan Dunbar 2-0; Jordan Myers 1-1; Chike Anigbogu 1-0; Jaeger Bull 1-0; Cedric Patterson III 1-0; Campbell Riddle 0-1; Robert French 0-1.



# 2021 Rice Statistics

## RICE SUPERLATIVES INDIVIDUAL

<b>Rushing Attempts:</b> 26, Jordna Myers vs. Texas Southern	Sept. 25, 2021
<b>Yards Rushing:</b> 186, Ari Broussard at Charlotte	Nov. 6, 2021
<b>TD Rushes:</b> 4, Jordan Myers vs. Texas Southern	Sept. 25, 2021
<b>Long Rush:</b> 70, Cameron Montgomery vs. Louisiana Tech	Nov. 27, 2021
<b>Pass Attempts:</b> 50, Jake Constantine vs. WKU	Nov. 13, 2021
<b>Pass Completions:</b> 28, Jake Constantine vs. WKU	Nov. 13, 2021
<b>Yards Passing:</b> 380, Jake Constantine vs. WKU	Nov. 13, 2021
<b>TD Passes:</b> 3, Wiley Green at UAB	Oct. 23, 2021
<b>Long Pass:</b> 73, Cedric Patterson III vs. Texas Southern	Sept. 25, 2021
<b>Receptions:</b> 10, Jake Bailey vs. North Texas	Oct. 30, 2021
<b>Yards Receiving:</b> 143, Jake Bailey vs. North Texas	Oct. 30, 2021
143, Jake Bailey at Charlotte	Nov. 6, 2021
<b>TD Receptions:</b> 2, Jaeger Bull at UAB	Oct. 23, 2021
2, Cedric Patterson III vs. Louisiana Tech	Nov. 27, 2021
<b>Long Reception:</b> 73, Cedric Patterson III vs. Texas Southern	Sept. 25, 2021
<b>Field Goals:</b> 1, Collin Riccitelli at Arkansas	Sept. 4, 2021
1, Christian VanSickle vs. Southern Miss	Oct. 2, 2021
1, Christian VanSickle at UAB	Oct. 23, 2021
1, Christian VanSickle vs. North Texas	Oct. 30, 2021
1, Christian VanSickle at Charlotte	Nov. 6, 2021
<b>Long Field Goal:</b> 41, Christian VanSickle vs. Southern Miss	Oct. 2, 2021
<b>Punting Average:</b> 48.0, Charlie Mendes at Charlotte	Nov. 6, 2021
<b>Long Punt:</b> 66, Charlie Mendes at UTSA	Oct. 16, 2021
<b>Long Punt Return:</b> 48, Sean Fresch vs. Louisiana Tech	Nov. 27, 2021
<b>Long Kickoff Return:</b> 50, Juma Otoviano at UAB	Oct. 23, 2021
<b>Tackles:</b> 11, Treshawn Chamberlain at Arkansas	Sept. 4, 2021
1, Antonio Montero at Arkansas	Sept. 4, 2021
1, Josh Percy vs. Southern Miss	Oct. 2, 2021
<b>Sacks:</b> 2.0, Elijah Garcia vs. Southern Miss	Oct. 2, 2021
<b>Tackles for Loss:</b> 2.5, Elijah Garcia vs. Southern Miss	Oct. 2, 2021
<b>Interceptions:</b> 1, 14x, last by Terrence Ellis vs. Louisiana Tech	Nov. 27, 2021
1, Naeem Smith vs. Louisiana Tech	Nov. 27, 2021
1, Gabe Taylor vs. Louisiana Tech	Nov. 27, 2021

## TEAM

<b>Rushing Attempts:</b> 52 vs. Texas Southern	Sept. 25, 2021
<b>Yards Rushing:</b> 349 vs. Texas Southern	Sept. 25, 2021
<b>Yards Per Rush:</b> 6.7 vs. Texas Southern	Sept. 25, 2021
<b>TD Rushes:</b> 6 vs. Texas Southern	Sept. 25, 2021
<b>Pass Attempts:</b> 50 vs. WKU	Nov. 13, 2021
<b>Pass Completions:</b> 28 vs. WKU	Nov. 13, 2021
<b>Yards Passing:</b> 380 vs. WKU	Nov. 13, 2021
<b>Yards Per Pass:</b> 11.8 vs. Texas Southern	Sept. 25, 2021
<b>TD Passes:</b> 3 at UAB	Oct. 23, 2021
3 vs. Louisiana Tech	Nov. 27, 2021
<b>Total Plays:</b> 85 vs. WKU	Nov. 13, 2021
<b>Total Offense:</b> 620 vs. Texas Southern	Sept. 25, 2021
<b>Yards Per Play:</b> 8.3 vs. Texas Southern	Sept. 25, 2021
<b>Points:</b> 48 vs. Texas Southern	Sept. 25, 2021
<b>Sacks By:</b> 5 vs. Southern Miss	Oct. 2, 2021
<b>First Downs:</b> 31 vs. Texas Southern	Sept. 25, 2021
<b>Penalties:</b> 15 vs. North Texas	Oct. 30, 2021
<b>Penalty Yards:</b> 115 vs. North Texas	Oct. 30, 2021
<b>Turnovers:</b> 5 vs. WKU	Nov. 13, 2021
<b>Interceptions By:</b> 4 vs. Southern Miss	Oct. 2, 2021

## OPPONENT SUPERLATIVES INDIVIDUAL

<b>Rushing Attempts:</b> 22, Trelon Smith at Arkansas	Sept. 4, 2021
<b>Yards Rushing:</b> 133, Bijan Robinson at Texas	Sept. 18, 2021
<b>TD Rushes:</b> 3, Bijan Robinson at Texas	Sept. 18, 2021
<b>Long Rush:</b> 81, Sincere McCormick at UTSA	Oct. 16, 2021
<b>Pass Attempts:</b> 42, Bailey Zappe vs. WKU	Nov. 13, 2021
<b>Pass Completions:</b> 34, Bailey Zappe vs. WKU	Nov. 13, 2021
<b>Yards Passing:</b> 482, Bailey Zappe vs. WKU	Nov. 13, 2021
<b>TD Passes:</b> 5, Bailey Zappe vs. WKU	Nov. 13, 2021
<b>Long Pass:</b> 72, Dylan Hopkins at UAB	Oct. 23, 2021
<b>Receptions:</b> 11, Jacob Cowing at UTEP	Nov. 20, 2021
<b>Yards Receiving:</b> 198, Mitchell Tinsley vs. WKU	Nov. 13, 2021
<b>TD Receptions:</b> 2, Joshua Cephus at UTSA	Oct. 16, 2021
1, Elijah Spencer at Charlotte	Nov. 6, 2021
1, Mitchell Tinsley vs. WKU	Nov. 13, 2021
<b>Long Reception:</b> 72, Gerrit Prince at UAB	Oct. 23, 2021
<b>Field Goals:</b> 2, Rich Garcia III vs. Texas Southern	Sept. 25, 2021
<b>Long Field Goal:</b> 45, Rich Garcia III vs. Texas Southern	Sept. 25, 2021
<b>Punts:</b> 7, Sawyer Evans vs. Texas Southern	Sept. 25, 2021
<b>Punting Avg.:</b> 48.7, Laine Wilkins vs. Houston	Sept. 11, 2021
<b>Long Punt:</b> 63, Sawyer Evans vs. Texas Southern	Sept. 25, 2021
<b>Long Punt Return:</b> 20, Xavier Worthy, Texas	Sept. 18, 2021
<b>Long Kickoff Return:</b> 95, Cameron Harrell vs. Southern Miss	Oct. 2, 2021
<b>Tackles:</b> 18, KD Davis vs. North Texas	Oct. 30, 2021
<b>Tackles for Loss:</b> 2.5, Logan Hall vs. Houston	Sept. 11, 2021
<b>Sacks:</b> 1.0, 17x, last by Keivie Rose vs. Louisiana Tech	Nov. 27, 2021
<b>Interceptions:</b> 2, Jalen Catalon at Arkansas	Sept. 4, 2021
2, Omari Alexander vs. WKU	Nov. 13, 2021

## TEAM

<b>Rushing Attempts:</b> 44 at Arkansas	Sept. 4, 2021
<b>Yards Rushing:</b> 433 at Texas	Sept. 18, 2021
<b>Yards Per Rush:</b> 10.6 at Texas	Sept. 18, 2021
<b>TD Rushes:</b> 6 at Texas	Sept. 18, 2021
<b>Pass Attempts:</b> 47 vs. WKU	Nov. 13, 2021
<b>Pass Completions:</b> 35 vs. WKU	Nov. 13, 2021
<b>Yards Passing:</b> 495 vs. WKU	Nov. 13, 2021
<b>Yards Per Pass:</b> 10.5 vs. WKU	Nov. 13, 2021
<b>TD Passes:</b> 5 vs. WKU	Nov. 13, 2021
<b>Total Plays:</b> 77 vs. Louisiana Tech	Nov. 27, 2021
<b>Yards Per Play:</b> 10.1 at Texas	Sept. 18, 2021
<b>Points:</b> 58 at Texas	Sept. 18, 2021
<b>Sacks By:</b> 5 at UAB	Oct. 23, 2021
<b>First Downs:</b> 27 at Texas	Sept. 18, 2021
27 vs. WKU	Nov. 13, 2021
<b>Penalties:</b> 13 at Arkansas	Sept. 4, 2021
<b>Penalty Yards:</b> 117 at Arkansas	Sept. 4, 2021
<b>Turnovers:</b> 4 vs. Southern Miss	Oct. 2, 2021
4 vs. WKU	Nov. 13, 2021
<b>Interceptions By:</b> 4 vs. WKU	Nov. 13, 2021

# Rice Records

## ALL-TIME RECORD

Year	W-L-T	PTS-OPP	Captain(s)	Coach	Season Notes
1912	3-2-0	40-125	R.E. Cummings	Phil Arbuckle	First Rice football season
1913	4-0-0	81-14	George Journey	Phil Arbuckle	Undefeated season
1914	3-2-3	59-113	Oliver Garnett	Phil Arbuckle	Wins over TCU & Baylor
1915	5-3-0	122-143	W.M. Standish	Phil Arbuckle	Four shutouts
1916	6-1-2	350-53	W.E. Brown	Phil Arbuckle	146-3 victory over SMU
1917	7-1-0	228-42	J.W. McFarland	Phil Arbuckle	Defeated Texas, 13-0
1918	1-5-1	13-62	LeRoy Bell	John Anderson	Win over SMU, 13-0; finished third in the SWC
1919	8-1-0	190-60	Shirley Brick	Phil Arbuckle	Coach Arbuckle returns from military duty
1920	4-2-2	105-28	Jim Dain	Phil Arbuckle	7-game winning streak; defense allows just 28 points
1921	4-4-1	144-128	Eddie Dyer	Phil Arbuckle	Three defensive shutouts
1922	4-4-0	74-122	Fred Boettcher	Phil Arbuckle	Wins over Arkansas & Arizona
1923	3-5-0	35-94	Charles Swartz	Phil Arbuckle	7-6 victory over Texas A&M
1924	4-4-0	85-69	Harvey Smith	John W. Heisman	Coach Heisman wins debut against Sam Houston St.
1925	4-4-1	85-79	F.W. Underwood	John W. Heisman	Defeated Arkansas, 13-9; three defensive shutouts
1926	4-4-1	84-81	F.W. Underwood	John W. Heisman	Wash Underwood named All-Southwest Conference
1927	2-6-1	64-160	Merle Comstock	John W. Heisman	Defeated Baylor, 19-12
1928	2-7-0	83-174	Jon Knippel & George Murray	Claude Rothgeb	Coach Rothgeb's team beats Sam Houston in opener
1929	2-7-0	34-203	Bush Jones	Jack Meagher	Meagher is third Rice coach in as many years
1930	8-4-0	134-91	Bill Morgan	Jack Meagher	Most wins (8) since 1919
1931	6-4-0	178-66	Lou Hassell & Pud Hammit	Jack Meagher	Wins against Texas, Arkansas and Baylor
1932	7-3-0	141-77	Tom Driscoll	Jack Meagher	Wins against SMU, Arkansas and Baylor
1933	3-8-0	56-137	Fred Lauterbach	Jack Meagher	Beat Arkansas and played on west coast at Santa Clara
1934	9-1-1	204-44	Percy Arthur	Jimmy Kitts	First SWC title; Bill Wallace earns All-American
1935	8-3-0	201-95	Sam Mays	Jimmy Kitts	17 wins most in a 2-year stretch
1936	5-7-0	127-108	Johnnie Frankie, J.W. Friedman	Jimmy Kitts	Victories against Georgia and Texas
1937	6-3-2	117-94	Charlie Moore	Jimmy Kitts	SWC Champs; beat Colorado at the Cotton Bowl
1938	4-6-0	91-133	Jess Hines	Jimmy Kitts	Fifth straight win over Texas
1939	1-9-1	77-143	Ed Singletary	Jimmy Kitts	Played Fordham in New York City
1940	7-3-0	130-73	Ken Whitlow	Jess Neely	Neely era begins with a six-game improvement
1941	6-3-1	167-121	Buck Sloan	Jess Neely	Defensive records nine interceptions vs. Sam Houston
1942	7-2-1	177-74	Bob Tresch	Jess Neely	
1943	3-7-0	60-183	Charles Malmberg	Jess Neely	Wins over Arkansas, TCU and Texas Tech
1944	5-6-0	143-163	H.J. Nichols	Jess Neely	H.J. Nichols named All-America
1945	5-6-0	130-153	Bob Nemir	Jess Neely	Victories against Texas, Arkansas and Texas A&M
1946	9-2-0	245-62	Weldon Humble, Charles Malmberg	Jess Neely	SWC Co-Champs, Beat Tennessee at the Orange Bowl
1947	6-3-1	202-74	Virgil Eikenberg	Jess Neely	Tied Southern Cal on the road
1948	5-4-1	168-119	Huey Keeny, Ed Parker	Jess Neely	Defense yielded only 88 first downs
1949	10-1-0	273-97	Gerald Weatherly, Froggy Williams	Jess Neely	SWC Champs; Win over North Carolina at Cotton Bowl
1950	6-4-0	168-196	L. Stonestreet, V. Glass, I. Nuemann	Jess Neely	First season in Rice Stadium
1951	5-5-0	149-144	B. Howton, B. Burkhalter, G. Walls	Jess Neely	Bill Howton named All-America
1952	5-5-0	152-175	B. Crockett, D. Rhoden	Jess Neely	Non-conference slate included LSU, UCLA, Wisconsin
1953	9-2-0	295-105	R. Chapman, L. Rucka, J. Hudson	Jess Neely	SWC Co-Champs; Win over Alabama at Cotton Bowl
1954	7-3-0	205-148	Kenny Paul	Jess Neely	Dicky Maegle named All-America
1955	2-7-1	110-179	Marshall Crawford, Eddie Rayburn	Jess Neely	Wins over Alabama and Clemson
1956	4-6-0	160-169	James Briggs, Jerry Harris	Jess Neely	Wins over Texas, Alabama and LSU
1957	7-40	175-121	M. Gorges, K. Hill, L. Whitmire	Jess Neely	SWC Champions; Played Navy at the Cotton Bowl
1958	5-5-0	178-155	B. Dial, G. Jones, R. Chilton	Jess Neely	Defeated Stanford, Texas; Buddy Dial named All-America
1959	1-7-2	86-197	B. Bucek, D. Rather, B. Simmons	Jess Neely	Rufas King earned All-SWC honors; Owls beat A&M
1960	7-4-0	174-72	R. King, B. Lively, M. Webb	Jess Neely	Owls lose to Mississippi at the Sugar Bowl
1961	7-4-0	183-158	R. Alborn, J. Burrell, R. Jackson	Jess Neely	Rice played Kansas in the Bluebonnet Bowl
1962	2-6-2	119-173	Billy Cox, Gene Raesz	Jess Neely	Non-conference foes included LSU, Penn St. & Oregon
1963	6-4-0	145-114	Jerry Kelley, Johnny Nichols	Jess Neely	Defeated LSU, Stanford and Arkansas
1964	4-5-1	117-111	M. Walker, W. McReynolds, B. Hale	Jess Neely	Defeated Texas A&M; Walker named All-America
1965	2-8-0	123-248	G. Walker, J. Vining, D. Ferguson	Jess Neely	Team penalized just 26.4 yards per game
1966	2-8-0	154-211	H. Dearing, C. Latourette, G. Hine	Jess Neely	Neely era ends after 27 seasons
1967	4-6-0	164-175	Jay Collins, Larry Darling	Bo Hagan	Lester Lehman scores 4 TDs against Baylor
1968	0-9-1	151-326	Robby Shelton	Bo Hagan	Tie came against Washington
1969	3-7-0	168-175	S. Bradshaw, L. Davis, S. Reed	Bo Hagan	Wins against Baylor and Texas A&M
1970	5-5-0	168-175	B. Allshouse, R. Roitsch, B. Wheless	Bo Hagan	Malcolm Hughes returns kick 99 yards vs. TCU
1971	3-7-1	146-209	-NA-	Bill Peterson	62,000 watch first Rice/Houston game
1972	5-5-1	196-238	-NA-	Al Conover	Wns against Clemson, Arkansas, Texas A&M, Houston
1973	5-6-0	153-223	-NA-	Al Conover	Bruce Henley sets Rice interception record (15)
1974	2-8-1	117-236	Cullie Culpepper, Cornelius Walker	Al Conover	Defense recovers six fumbles to tie LSU

# Rice Records

## ALL-TIME RECORD

Year	W-L-T	PTS-OPP	Captain(s)	Coach	Season Notes
1975	2-9-0	176-252	L. Brune, R. Eggemeyer, R. Norton, E. Lofton	Al Conover	1st Bayou Bucket win over Houston (24-7)
1976	3-8-0	236-417	M. Bockeloh, D. Johnson, T. Kramer, J. Rose	Homer Rice	Tommy Kramer named All-America; throws 21 TDs
1977	1-10-0	151-458	-NA-	Homer Rice	Houser catches 55 passes for 795 yards
1978	2-9-0	159-408	-NA-	Ray Alborn	Defense forces 42 fumbles
1979	1-10-0	121-418	B. Broeren, E. Cooper, J. Joyce, D. Rutledge	Ray Alborn	Victory came against Tulane
1980	5-6-0	175-215	K. Kveton, C. France, D. Darr, M. Downs	Ray Alborn	Wins at Texas A&M, LSU and Houston
1981	4-7-0	183-347	R. Hubble, A. Whitfield, H. Fortune, B. Hill, R. Williams	Ray Alborn	Michael Calhoun throws four TD passes three times
1982	0-11-0	138-361	C. Pierson, R. Gray, D. Martin	Ray Alborn	Michale Calhoun, Joel Baxter play in Japan Bowl
1983	1-10-0	105-333	-NA-	Ray Alborn	
1984	1-10-0	213-382	T. Harris, D. Johnson, S. McLaughlin, M. Robinson	Watson Brown	Melvin Robinson ranks second in SWC receiving
1985	3-8-0	233-404	E. Evans, P. Power, D. Turner, D. Wells	Watson Brown	Steve Kidd named All-America
1986	4-7-0	185-330	Marc Scott, Dwain Turner	Jerry Berndt	Wins over TCU, Houston and Air Force
1987	2-9-0	237-427	Russell Moses, Jeff Thomas	Jerry Berndt	Courtney Hall and Donald Hollas earn All-SWC
1988	0-11-0	165-358	Courtney Hall, William McClay	Jerry Berndt	
1989	2-8-1	175-313	O.J. Brigance, Donald Hollas	Fred Goldsmith	Victory at SMU ends 18-game losing streak
1990	5-6-0	256-258	O.J. Brigance, Donald Hollas	Fred Goldsmith	Best record since 1980 includes win at Arkansas
1991	4-7-0	239-287	T. Cobb, E. Henley, T. Teichelman	Fred Goldsmith	Win at #7 Baylor; Cobb earns All-America honors
1992	6-5-0	294-261	Trevor Cobb, Greg Willig	Fred Goldsmith	First winning season since 1972
1993	6-5-0	284-294	B. Emanuel, H. Crowe & T. Hetherington	Fred Goldsmith	Back-to-back winning seasons
1994	5-6-0	206-203	Byron Coston, Emmett Waldron	Ken Hatfield	SWC Co-Champions; first win vs. Texas since 1965
1995	2-8-1	215-284	Larry Izzo, Josh LaRocca	Ken Hatfield	Last year in the Southwest Conference
1996	7-4-0	296-312	N. Kalu, S. George, T. Phillips, J. Thigpen	Ken Hatfield	Most wins since 1961; Most league wins since 1949
1997	7-4-0	306-285	A. Clifton, C. Nelson, M. Spinner, B. Wood	Ken Hatfield	Wins over Northwester, BYU and New Mexico
1998	5-6-0	235-257	Terrence Melton, Charles Torello	Ken Hatfield	Wins over Colorado State, TCU
1999	5-6-0	237-261	Neal Gray, Chad Richardson, Judd Smith	Ken Hatfield	Five game WAC winning streak
2000	3-8-0	237-322	R. Beavan, J. Jackson, T. Ortega, B. Wulf	Ken Hatfield	Bayou Bucket win over Houston
2001	8-4-0	333-335	Dan Dawson, Jason Hebert, Matt Webber	Ken Hatfield	Best start since 1949; Best record since 1953
2002	4-7-0	253-296	G. Gatlin, B. Green, V. Hawkins	Ken Hatfield	La. Tech win marked first college game at Reliant Stadium
2003	5-7-0	343-378	Robbie Beck, Kyle Herm, Jeff Vanover	Ken Hatfield	
2004	3-8-0	279-377	E. Bailey, J. Calahan, T. Holley, G. Wilson	Ken Hatfield	Bayou Bucket, Mayors' Cup victories (UH & SMU)
2005	1-10-0	241-447	Adam Herrin, John Syptak	Ken Hatfield	Rice joins Conference USA; defeats Tulane
2006	7-6-0	350-432	C. Clement, J. Dillard, A. Downs, B. Raines	Todd Graham	First bowl bid since 1961; Dillard named All-America
2007	3-9-0	377-515	C. Clement, J. Dillard, B. Raines, A. Sendejo	David Bailiff	Clement breaks 18 school records
2008	10-3	537-433	C. Clement, J. Dillard, B. Raines, A. Sendejo	David Bailiff	Rice wins Texas Bowl; First 10-win season since 1949
2009	2-10	219-517	T. Garmon, M. Knox, A. Sendejo, S. Solomon	David Bailiff	
2010	4-8	344-462	T. Bradshaw, J. Hicks, J. Hill, C. Ozougwu, P. Beasley	David Bailiff	
2011	4-8	280-400	T. Bradshaw, J. Hicks, S. Solomon, T. Smith, J. Allen	David Bailiff	
2012	7-6	414-390	P. Gaines, V. McDonald, J. Williams, L. Willson	David Bailiff	Rice wins Armed Forces Bowl
2013	10-4	415-342	C. Bauer, P. Gaines, M. Kutzler, T. McHargue, T. Peterson	David Bailiff	C-USA Champions
2014	8-5	374-370	G. Baker, M. Hill, D. Jackson, M. Simmonette, J. Taylor	David Bailiff	Rice wins Hawai'i Bowl
2015	5-7	313-430	A. Lyons, D. Jackson, M. Simmonette, J. Taylor	David Bailiff	
2016	3-9	303-448	E. Ellerbe, A. Lyons, T. Martin, Z. Wright	David Bailiff	
2017	1-11	195-429	E. Ellerbe, P. Godber, T. Martin, B. Womac	David Bailiff	
2018	2-11	246-468	Zach Abercrombia, Jack Fox, Sam Pierce	Mike Bloomgren	Fox named C-USA Special Teams Player of the Year
2019	3-9	215-311	Myles Adams, Chris Barnes, Austin Trammell	Mike Bloomgren	
2020	2-3	117-94	B. Aldredge, G. Grammer, J. Myers, C. Riddle, A. Trammell	Mike Bloomgren	7 Games canceled due to COVID-19; defeated #15 Marshall
2021	4-8	258-434	W. Green, J. Myers, T. Schuman, N. Smith, C. Riddle	Mike Bloomgren	

# Rice Records

## YEARLY OFFENSIVE TOTALS (SINCE 1951)

	FIRST DOWNS		TOT. OFF. PLAYS-YARDS	RUSHING ATT.-YARDS	/———PASSING———\ ATT./CMP./TD/INT./YARDS	PENALTIES NO.-YARDS.	PUNTING NO.-AVG.	FUMBLES NO.-LOST	TIME OF POSSESSION
	RUSH-PASS-PEN.	TOTAL							
1951	73-33-6	112	662-2550	507-1536	157/62/12/13/1014	na-512	89-36.4	46-27	
1952	91-51-8	150	704-2934	495-1826	209/79/6/18/1108	55-496	82-35.2	33-19	
1953	117-37-7	162	673-3586	538-2735	135/57/5/9/851	52-440	55-34.8	31-19	
1954	105-32-1	138	603-2884	496-2199	107/54/4/7/685	49-417	46-35.9	23-16	
1955	99-34-6	139	566-2370	443-1672	123/60/4/12/984	34-378	51-37.9	34-19	
1956	103-64-11	178	662-3247	468-1875	194/107/8/15/1373	43-411	46-35.5	33-19	
1957	124-40-5	169	672-3476	551-2374	121/66/8/9/1102	48-505	50-34.1	30-13	
1958	98-45-4	147	654-2834	506-1850	148/63/8/12/984	59-508	59-36.9	30-15	
1959	91-27-5	123	596-2186	463-1655	133/48/2/7/531	46-405	63-37.7	36-20	
1960	129-49-9	187	704-2902	559-2070	145/74/5/11/832	44-474	42-34.3	15-7	
1961	81-44-5	130	577-2379	441-1566	136/62/8/7/813	31-258	58-37.9	19-13	
1962	65-66-11	142	656-2501	409-1356	247/101/9/25/1356	41-368	62-33.7	18-12	
1963	77-67-5	149	613-2647	409-1404	204/91/8/12/1243	37-385	51-36.7	24-17	
1964	85-33-5	122	592-2183	445-1438	147/66/8/10/745	41-465	71-37.7	22-13	
1965	65-71-2	138	626-2574	391-1256	235/100/7/17/1318	34-264	60-36.9	32-19	
1966	106-57-9	172	720-3061	484-1867	236/102/2/20/1194	27-292	60-37.5	23-13	
1967	86-90-8	184	701-3437	442-1608	276/132/7/22/1829	40-464	58-36.3	20-14	
1968	85-58-7	161	725-2696	505-1619	220/96/6/20/1077	40-412	67-34.2	24-15	
1969	81-49-4	134	702-2658	477-1569	225/95/5/16/1089	55-520	83-38.3	28-18	
1970	88-43-9	140	657-2546	484-1728	175/68/6/14/818	46-456	61-36.0	29-17	
1971	78-71-12	161	756-2878	457-1266	299/141/10/30/1612	53-578	63-41.3	39-15	
1972	61-115-14	190	767-3518	414-1197	353/184/11/26/2321	53-481	58-38.8	21-11	
1973	68-61-9	138	684-2503	413-1191	271/108/8/17/1312	58-570	86-38.6	19-13	
1974	63-60-8	131	724-2399	449-959	275/116/8/17/1440	62-619	85-37.8	34-22	
1975	99-77-14	190	784-3048	532-1572	252/125/9/16/1475	61-655	67-41.0	36-15	
1976	57-152-9	218	809-4272	305-935	504/270/21/19/3337	60-584	71-34.3	27-9	
1977	63-83-14	160	785-2877	377-1002	408/178/10/31/1875	71-652	87-37.9	16-10	
1978	64-101-20	185	786-2991	434-967	352/198/14/17/2026	59-592	61-39.1	33-25	
1979	67-87-24	178	770-2834	438-1058	342/162/8/27/1776	44-457	71-40.4	36-12	
1980	91-72-21	184	802-3313	560-1689	242/130/12/12/1624	48-413	68-35.3	34-20	
1981	66-74-19	159	723-2837	462-1248	261/112/21/19/1579	61-486	80-38.5	24-10	
1982	82-87-17	186	812-3152	511-1247	332/157/12/23/1905	60-575	65-38.0	22-13	
1983	62-70-17	149	736-2346	488-1032	248/111/5/16/1314	65-572	84-41.4	31-16	
1984	65-117-14	194	789-3661	381-1111	417/191/12/19/2550	81-703	73-37.9	36-17	
1985	81-103-16	200	793-3861	421-1525	372/177/17/22/2336	70-562	65-44.1	26-16	
1986	71-91-20	182	744-3440	396-1174	348/170/15/28/2266	72-579	67-36.3	26-13	
1987	129-90-22	241	853-4235	475-2117	378/182/12/20/2118	78-720	55-33.9	33-20	
1988	100-90-23	213	792-3616	450-1614	342/169/8/12/2002	81-671	60-36.9	25-11	
1989	85-101-13	199	799-3763	394-1297	405/216/8/18/2446	56-498	64-37.2	20-13	
1990	105-89-18	212	781-3785	486-1758	295/167/9/18/2027	60-513	55-40.1	21-10	
1991	106-89-12	207	786-3627	421-1873	265/136/9/14/1754	55-391	59-39.5	21-9	
1992	118-76-15	209	738-4185	497-2161	241/125/13/8/2024	62-516	67-36.4	16-8	
1993	133-79-19	231	756-3943	495-2068	261/153/16/7/1875	68-545	58-36.6	22-12	31:31
1994	143-42-11	196	761-3608	614-2634	147/74/10/9/974	54-433	48-38.6	34-13	32:45
1995	128-50-8	186	738-3635	559-2447	179/84/6/9/1188	59-413	57-43.6	22-12	30:57
1996	168-18-11	207	742-3875	637-3359	105/35/3/5/516	46-305	54-45.1	18-9	33:28
1997	204-20-11	235	759-4245	690-3660	69/25/2/7/585	43-338	45-39.9	24-10	33:56
1998	144-29-2	185	737-3496	634-2829	103/39/3/2/667	54-437	52-36.3	24-12	32:19
1999	149-33-17	199	751-3437	655-2835	96/38/7/5/602	60-512	57-39.2	29-13	33:36
2000	150-37-20	207	781-3459	626-2563	155/58/6/3/896	72-623	55-41.3	31-15	32:23
2001	184-53-23	260	946-4843	752-3375	194/91/11/6/1468	68-497	66-39.1	23-8	32:56
2002	160-40-11	211	757-3816	606-2725	151/67/6/7/1091	60-490	60-39.6	20-14	30:35
2003	186-39-2	247	815-4764	687-3800	128/61/6/10/964	64-544	51-43.9	22-13	29:41
2004	175-39-24	238	824-4200	688-3372	136/59/5/11/828	62-546	40-37.0	27-12	33:31
2005	159-44-22	225	810-3712	600-2576	210/89/9/12/1136	54-442	49-42.0	34-16	31:26
2006	99-125-30	254	873-4486	438-1703	435/248/29/14/2783	75-557	66-38.6	20-7	31:10
2007	87-163-29	279	909-4848	383-1331	526/311/29/17/3517	67-524	69-37.9	19-11	28:54
2008	116-198-23	337	965-6122	449-1868	516/339/48/7/4254	64-552	56-38.3	24-9	30:51
2009	87-103-26	216	859-3655	407-1311	452/248/14/17/2344	69-574	77-43.6	24-10	28:29
2010	109-113-14	236	854-4504	494-1913	360/218/20/12/2591	62-529	55-45.5	17-9	30:47
2011	109-94-15	218	851-4172	467-1811	384/222/15/7/2361	57-461	80-43.2	22-12	30:36
2012	147-140-19	306	1026-5556	625-2623	401/236/19/5/2933	72-660	65-37.0	24-17	34:00
2013	177-107-18	302	1046-5678	699-3183	347/177/20/9/2495	74-634	82-41.8	15-10	32:47
2014	117-120-15	252	923-5190	571-2181	352/204/25/8/3009	77-695	68-42.0	10-4	33:36
2015	123-129-21	273	905-4828	532-2137	373/212/20/9/2691	84-752	59-43.1	24-13	33:38
2016	123-113-25	261	895-4618	483-2036	412/241/16/10/2582	69-566	79-39.7	20-8	30:25
2017	120-76-10	206	732-3982	486-2244	246/122/6/16/1738	53-460	57-44.2	21-13	29:36
2018	91-106-13	210	858-4139	490-1867	368/197/13/16/2272	58-513	81-44.9	12-7	32:41
2019	79-98-27	204	753-3530	433-1538	320/180/13/4/1992	44-330	66-42.8	20-12	31:28
2020	45-52-11	108	349-1658	216-604	133/82/11/2/1054	17-119	21-42.8	10-6	36:00
2021	78-125-31	234	819-4344	474-1804	345/205/16/15/2540	88-747	63-40.6	16-7	33:14



# Rice Records

## YEARLY DEFENSIVE TOTALS (SINCE 1951)

	FIRST DOWNS		TOT. OFF. PLAYS-YARDS	RUSHING ATT.-YARDS	/-----PASSING-----\ ATT./CMP./TD/INT./YARDS	PENALTIES NO.-YARDS.	PUNTING NO.-AVG.	FUMBLES NO.-LOST	TIME OF POSSESSION
	RUSH-PASS-PEN.	TOTAL							
1951	81-55-6	142	na-2824	na-1732	216/86/na/18/1092	na-650	77-35.2	33-23	
1952	92-45-7	144	na-2841	na-1700	190/88/na/15/1141	68-669	86-37.3	24-11	
1953	70-59-2	131	na-2508	na-1265	208/95/na/24/1243	54-450	na-36.4	31-20	
1954	106-43-7	156	674-2796	510-1985	164/73/8/15/811	35-297	46-35.9	32-22	
1955	97-39-4	140	610-2809	498-1884	112/57/na/12/925	59-570	51-34.5	31-15	
1956	116-31-3	150	644-2869	537-2099	107/46/na/6/770	66-677	47-35.3	34-18	
1957	119-30-5	154	663-2769	534-2099	129/54/na/8/670	60-555	57-34.9	31-15	
1958	79-65-5	149	635-2860	433-1484	202/103/na/20/1396	47-485	59-35.6	27-15	
1959	96-36-9	141	594-2678	480-1874	114/59/na/10/804	63-539	61-38.6	24-10	
1960	68-42-7	117	548-2257	385-1317	163/76/na/17/940	48-454	45-37.6	26-16	
1961	98-53-3	154	680-2648	484-1580	196/92/na/15/1068	43-400	52-37.3	30-17	
1962	90-50-4	144	651-2990	470-1915	181/80/na/15/1075	53-513	51-37.6	26-17	
1963	75-46-5	126	628-2315	435-1381	193/82/na/13/924	50-410	62-37.2	24-9	
1964	75-48-4	127	684-2281	442-1288	187/98/na/14/993	47-427	64-40.6	27-11	
1965	97-71-5	173	682-3342	481-1766	201/117/na/9/1576	48-466	57-38.8	27-10	
1966	71-80-8	159	656-3065	438-1483	219/108/na/12/1582	43-392	62-39.2	23-12	
1967	92-68-10	170	727-3086	490-1693	235/111/na/15/1393	56-487	67-38.3	22-11	
1968	134-84-6	224	805-4180	555-2534	250/133/na/12/1636	46-460	43-36.7	26-12	
1969	109-61-7	177	769-3487	541-2111	228/110/7/14/1376	56-533	67-37.7	34-19	
1970	105-54-10	179	750-3159	559-2072	191/86/na/19/1086	58-630	59-34.6	23-16	
1971	123-61-11	195	823-3765	621-2377	202/87/6/13/1388	73-748	67-39.7	38-20	
1972	140-62-12	215	821-3955	640-2489	181/97/10/11/1279	56-500	57-37.0	41-21	
1973	158-59-8	225	843-4116	667-2975	176/85/5/13/1141	56-585	64-38.2	36-19	
1974	139-40-14	193	824-3655	668-2736	154/67/3/11/919	67-616	65-39.1	38-24	
1975	135-59-12	206	789-3967	621-2806	168/77/9/11/1441	60-661	49-39.2	39-20	
1976	178-77-10	265	898-5407	682-3878	216/107/6/8/1780	84-775	40-37.9	36-17	
1977	184-68-13	265	900-5264	701-3618	209/106/17/10/1646	90-851	46-43.2	41-20	
1978	211-63-9	283	867-5065	667-3644	180/93/10/11/1321	90-847	28-41.4	42-33	
1979	196-61-14	271	881-4814	696-3427	185/105/7/5/1387	81-719	45-39.2	30-17	
1980	116-68-10	194	768-3900	567-2305	194/98/15/15/1595	72-650	63-37.6	40-18	
1981	135-89-9	233	849-4804	579-2591	270/157/22/13/2213	96-940	50-41.4	26-14	
1982	123-94-14	231	821-4280	625-2220	265/150/19/15/2060	87-753	54-37.5	22-11	
1983	134-72-16	222	795-4614	557-2746	238/117/18/15/1868	97-878	59-39.5	31-17	
1984	129-80-9	218	828-4756	598-2827	230/124/14/16/1929	66-595	44-41.8	29-15	
1985	109-87-9	205	776-4708	549-2388	227/125/14/12/2320	60-522	49-44.4	28-14	
1986	130-73-10	213	804-4325	565-2603	239/121/11/12/1722	71-582	47-39.2	32-20	
1987	128-90-24	242	803-5257	519-3060	284/152/16/9/2197	86-818	42-37.9	32-19	
1988	135-85-10	230	770-4594	518-2555	252/143/14/3/2039	81-724	40-41.1	33-16	
1989	119-101-9	229	821-4160	504-2099	317/181/10/15/2061	62-487	56-37.3	24-8	
1990	87-121-8	216	766-4053	405-1497	361/208/13/16/2556	87-698	50-38.0	23-17	
1991	111-119-10	240	804-4784	461-2015	343/209/15/14/2769	67-593	44-38.2	27-13	
1992	97-127-7	231	838-4830	431-1708	407/235/19/18/3122	76-675	59-39.4	23-12	
1993	121-92-17	230	762-4156	451-2048	311/166/13/16/2128	73-660	41-38.2	18-8	28:29
1994	74-103-15	192	720-3451	389-1323	321/180/12/5/2128	58-500	53-36.1	26-15	27:15
1995	110-84-7	201	738-3898	467-1934	271/149/16/8/1964	60-441	49-38.5	21-9	29:03
1996	108-105-7	220	723-4295	409-1931	314/178/22/7/2364	43-354	52-38.8	17-6	26:32
1997	105-96-12	213	683-4218	411-1988	272/151/12/11/2230	55-479	45-41.0	14-5	26:04
1998	108-99-10	217	730-4202	440-2059	290/166/9/7/2143	58-497	37-41.5	20-14	27:41
1999	81-103-12	196	699-3725	351-1373	348/213/14/11/2352	59-513	44-39.7	20-8	26:24
2000	81-123-13	217	737-4164	380-1473	357/216/19/18/2691	75-635	42-39.5	13-9	27:37
2001	95-142-12	249	854-4944	427-1598	427/245/23/12/3346	77-653	62-38.5	21-10	27:04
2002	92-126-14	232	780-4236	417-1574	363/222/23/8/2662	72-570	48-37.0	20-13	29:25
2003	152-112-8	272	880-5188	498-2491	382/234/20/8/2697	90-751	46-40.1	28-12	30:19
2004	99-93-16	208	680-4010	397-1650	283/162/26/13/2360	81-735	40-35.8	15-7	26:29
2005	116-108-6	231	722-5000	432-2332	290/190/19/6/2668	91-860	41-39.2	11-5	28:34
2006	118-127-11	256	821-5388	463-2442	358/202/31/11/2946	110-924	49-38.6	30-18	28:50
2007	125-147-17	289	939-6130	501-2381	438/254/37/12/3749	92-880	48-40.2	21-14	31:06
2008	131-158-18	307	939-5879	461-2376	478/271/34/16/3503	72-633	51-41.8	22-15	29:09
2009	114-147-12	273	844-5568	483-2287	361/240/28/6/3281	94-812	48-41.4	18-12	31:31
2010	95-158-14	267	841-5386	424-1742	417/257/34/6/3644	60-476	44-41.0	18-8	29:13
2011	114-130-12	256	856-5545	457-2201	399/246/32/13/3344	51-450	59-42.1	20-14	29:24
2012	124-124-18	266	884-5537	506-2479	378/213/21/11/3058	75-681	69-41.5	28-16	26:00
2013	117-114-15	246	957-5097	545-2259	412/213/21/14/2838	66-564	75-41.9	19-12	27:13
2014	111-124-21	256	874-5017	460-1983	414/226/27/9/3034	56-504	62-41.3	19-11	26:24
2015	101-119-23	243	753-5369	444-2283	309/185/36/2/3086	59-563	55-38.8	15-8	26:22
2016	120-124-14	258	815-6054	477-2602	338/214/25/5/3452	91-800	57-40.3	15-6	29:35
2017	121-130-11	262	795-5110	462-2311	333/232/20/3/2799	49-406	40-41.6	8-3	30:24
2018	107-156-17	280	842-5799	450-2158	392/247/28/8/3641	54-448	54-40.0	19-11	27:19
2019	84-130-10	224	764-4563	416-1660	348/224/18/6/2903	73-754	58-40.4	8-5	28:32
2020	38-41-3	82	300-1708	171-704	129/77/5/6/1004	35-315	24-43.3	4-3	24:00
2021	111-127-23	261	782-5234	405-1948	377/239/56/14/3286	79-782	47-40.1	16-5	26:44

# Rice Team Records

## INDIVIDUAL RECORDS

### RUSHING ATTEMPTS

Game	42	Trevor Cobb vs. Iowa State	S 28, 1991
Season	360	Trevor Cobb	1991
Career	1,091	Trevor Cobb	1989-92

### YARDS

Game	265	Dicky Maegle vs. Alabama	J 1, 1954
Season	1,692	Trevor Cobb	1991
Career	4,948	Trevor Cobb	1989-92

### YARDS PER CARRY

Game	24.1	Dicky Maegle vs. Alabama	J 1, 1954
Season	7.3	Dicky Maegle	1953
Career	6.6	Dicky Maegle	1952-54

### TOUCHDOWNS

Game	5	Charles Ross vs. LA Tech	N 11, 2013
Season	14	Trevor Cobb	1991
Career	38	Trevor Cobb	1989-92

### PASSING ATTEMPTS

Game	66	Chase Clement vs. Tulsa	N 24, 2007
Season	508	Chase Clement	2007
Career	1,387	Chase Clement	2005-08

### COMPLETIONS

Game	40	Chase Clement vs. Tulsa	N 24, 2007
Season	326	Chase Clement	2008
Career	832	Chase Clement	2005-08

### YARDS

Game	541	Chase Clement vs. Tulsa	N 24, 2007
Season	4,119	Chase Clement	2008
Career	9,785	Chase Clement	2005-08

### COMPLETION PERCENTAGE

Game	91.7	Josh LaRocca vs. Baylor	N 12, 1994
Season	66.5	Chase Clement	2008
Career	61.2	Jake Constantine	2021

### TOUCHDOWN COMPLETIONS

Game	6	Chase Clement vs. UTEP	N 3, 2007
	6	Chase Clement vs. SMU	A 29, 2008
	6	Chase Clement vs. USM	O 18, 2008
Season	44	Chase Clement	2008
Career	99	Chase Clement	2005-08

### INTERCEPTIONS THROWN

Game	5	Joel Armstrong vs. Troy	D 23, 2006
Season	24	Randy Hertel	1977 & 1979
Career	68	Randy Hertel	1977-80

### LONGEST PASS PLAY

86	Kerry Overton-Elliston Stinson	at Air Force	S 21, 1985
----	--------------------------------	--------------	------------

### TOTAL OFFENSE

#### PLAYS (RUSH/PASS)

Game	83	Chase Clement vs. Tulsa	N 24, 2007
	(14/58)		
Season	652	Chase Clement	2007
	(144/508)		
Career	1,857	Chase Clement	2005-08
	(470/1,387)		

### YARDS

Game	601	Chase Clement vs. Tulsa	N 24, 2007
	(60/541)		
Season	4,812	Chase Clement	2008
	(693/4,119)		
Career	11,526	Chase Clement	2005-2008
	(1,741/9,785)		

### TOUCHDOWNS

Game	8	Chase Clement vs. UTEP	N 3, 2007
	(2/6)		
Season	56	Chase Clement	2008
	(12/44)		
Career	124	Chase Clement	2005-2008
	(25/99)		

### RECEIVING RECEPTIONS

Game	14	David Houser at Florida	N 20, 1976
Season	111	James Casey	2008
Career	292	Jarett Dillard	2005-08

### YARDS

Game	208	James Casey at Memphis	S 6, 2008
Season	1,329	James Casey	2008
Career	4,138	Jarett Dillard	2005-08

### TOUCHDOWNS

Game	4	Jarett Dillard vs. North Texas	S 27, 2008
Season	21	Jarett Dillard	2006
Career	60	Jarett Dillard	2005-08

### ALL-PURPOSE YARDS

#### TOTAL YARDS (RUSH/PASS/RETURN)

Game	295	Trevor Cobb vs. Iowa State	S 28, 1991
	(240/39/16)		
Season	1,844	Trevor Cobb	1991
	(1692/136/16)		
Career	6,512	Trevor Cobb (1989-92)	1989-92
	(4948/892/672)		

### TOTAL PLAYS

Game	47	Trevor Cobb vs. Iowa State	S 28, 1991
	(42/0/5)		
Season	375	Trevor Cobb	1991
	(360/14/1)		
Career	1,223	Trevor Cobb	1989-92
	(1,091/94/38)		

### SCORING

#### TOTAL POINTS

Game	36	Griff Vance vs. SMU (6 TDs)	N 17, 1916
Season	126	Jarett Dillard	2006
Career	360	Jarett Dillard	2005-08

### TOUCHDOWNS

Game	6	Griff Vance vs. SMU	N 17, 1916
Season	21	Jarett Dillard	21
Career	60	Jarett Dillard	2005-08

### KICKING

#### FIELD GOALS MADE

Game	5	Chris Boswell vs. SMU	N 17, 2012
Season	23	Chris Boswell	2012
Career	65	Chris Boswell	2010-13

#### FIELD GOALS ATTEMPTED

Season	27	Mark Williams	1972
Career	67	Chris Boswell	2010-13

#### FIELD GOAL PERCENTAGE

Season	90.9 (10-11)	Haden Tobola	2018
Career	81.8 (27-33)	Derek Crabtree	1998-01

#### LONGEST FIELD GOAL

Game	57	James Hamrick at Texas Tech	O 19, 1985
	57	Chris Boswell at LA Tech	S 15, 2012

### PATs MADE

Game	11	Clark Fangmeier vs. North Texas	S 27, 2008
Season	73	Clark Fangmeier	2008
Career	179	Clark Fangmeier	2006-09

### PATs ATTEMPTED

Season	73	Clark Fangmeier	2008
Career	181	Clark Fangmeier	2006-09

### PUNTS ATTEMPTED

*Game	12	Jack Fox vs. UAB	O 13, 2018
Season	86	Steve Gleaves	1977
Career	287	Dale Walters	1980-83

### YARDS

Season	3,636	Jack Fox	2018
Career	11,242	Dale Walters	1980-83

### AVERAGE

Game	52.4	Jared Scruggs vs. Tulsa	N 8, 2003
Season	45.98	Kyle Martens	2010
Career	43.4	Jack Fox	2015-18

### LONGEST PUNT

Game	84	Dale Walters vs. Arkansas	O 31, 1981
------	----	---------------------------	------------

### RETURNS

#### KICKOFF RETURNS

Game	11	Trevor Cobb vs. Houston	D 2, 1989
Season	41	Ja'Corey Shepherd	2008
Career	109	Michael Perry	1995-98

#### KICKOFF RETURN YARDS

Game	261	Charles Ross at Tulane	N 13, 2010
Season	885	Ja'Corey Shepherd	2008
Career	2,366	Michael Perry	1995-98

### LONGEST KICKOFF RETURN

*Game	99	James Sykes vs. Montana	O 22, 1973
-------	----	-------------------------	------------

### PUNT RETURNS

Game	8	Horton Nesrsta at UCLA	O 11, 1952
	8	Mario Hull vs. Memphis	O 8, 2011
Season	44	Horton Nesrsta	1952
Career	81	Huey Keeney	1945-48

### PUNT RETURN YARDS

Game	142	Rex Procter vs. New Mexico	O 8, 1949
Season	536	Horton Nesrsta	1952
Career	893	Horton Nesrsta	1951-53

### LONGEST PUNT RETURN

Game	92	Fred Jacobs vs. TCU	N 21, 1942
------	----	---------------------	------------

### DEFENSE TACKLES

Season	196	Robert Williamson	196
Career	367	O.J. Brigance	1987-90

### SACKS

Season	12	Brandon Green	2001
Career	24	Brandon Green	1999-2002
	24	Scott Solomon	2007-11

### TACKLES FOR LOSS (INCLUDING SACKS)

Season	21	Brandon Green	2001
Career	46	Larry Izzo	1992-95

### INTERCEPTIONS

*Game	3	Dan Dawson vs. Hawai'i	O 21, 2000
Season	7	Dan Dawson	7
Career	15	Bruce Henley	1971-73

### INTERCEPTION RETURN YARDS

*Game	113	Dan Dawson vs. SMU	11.4.00
Season	206	Dan Dawson	2000
Career	352	Dan Dawson	1998-01

\*Denotes last time.

# Rice Team Records

## TEAM RECORDS

### TEAM OFFENSE POINTS

Game	146	vs. SMU	N 17, 1916
Season	537		2008

### PLAYS

Game	104	vs. Tulsa	N 24, 2007
Season	1026		2012

### TOTAL OFFENSE YARDAGE

Game	733	at Louisiana Tech	N 27, 2003
Season	6,122		2008

### FIRST DOWNS

Game	38	vs. Tulsa	N 24, 2007
Season	337		2008

### MOST RUSHING ATTEMPTS

Game	89	at Louisiana Tech	N 27, 2003
Season	752		2001

### FEWEST RUSHING ATTEMPTS

Game	12	vs. Baylor	N 13, 1976
Season	305		1976

### NET RUSHING YARDS

Game	672	at Louisiana Tech	N 27, 2003
Season	3,800		2003

### YARDS PER CARRY (A<sub>TT</sub>/Y<sub>Ds</sub>)

Game	8.3	at New Mexico	O 5, 2006
	(58/481)		
Season	5.5 (687/3800)		2003

### PASSING COMPLETIONS

Game	40	vs. Tulsa	N 24, 2007
Season	339		2008

### PASSING ATTEMPTS

Game	66	vs. Tulsa	N 24, 2007
Season	526		2007

### NET PASSING YARDS

Game	541	vs. Tulsa	N 24, 2007
Season	4,254		2008

### TOUCHDOWN PASSES

*Game	6	vs. Prairie View A&M	O 22, 2016
Season	48		2008

### FEWEST TURNOVERS (FUMBLES/INTs)

Season	12 (4/8)		2014
--------	----------	--	------

### FEWEST FUMBLES LOST

*Season	4		2014
---------	---	--	------

### MOST FUMBLES

Game	9	vs. Pittsburgh	N 3, 1951
Season	46		1951

### MOST FUMBLES LOST

Game	7	vs. Pittsburgh	N 3, 1951
Season	27		1951

### MOST INTERCEPTIONS

*Game	6	at Texas A&M	O 23, 1982
Season	31		1977

### FEWEST INTERCEPTIONS

Season	2		1998
	2		2015

### MOST PENALTIES

Game	16	at Texas Tech	O 17, 1981
Season	88		2021

### MOST PENALTY YARDS

Game	146	vs. Baylor	N 17, 1984
Season	752		2015

### FEWEST PENALTY YARDS

Season	258		1961
--------	-----	--	------

### CONSECUTIVE VICTORIES

Overall	12		1949-50
C-USA	7		2006-07

### CONSECUTIVE LOSSES

Overall	18		1987-88
C-USA	14		2017-18

### TEAM DEFENSE

#### FEWEST POINTS ALLOWED

*Game	0	vs. UNLV	S 2, 1995
Season	62	(Since 1937)	1946

#### MOST POINTS ALLOWED

Game	81	at Austin College	N 28, 1912
Season	517		2009

#### TOTAL DEFENSE (FEWEST YARDS)

Game	81	vs. Southwestern	O 5, 1946
Season	1,670		1946

#### TOTAL DEFENSE (MOST YARDS)

Game	793	at Baylor	S 26, 2015
Season	6,130		2007

#### FEWEST RUSHING YARDS

Game	0	vs. Tulane	N 3, 2012
Season	1,264		1953

#### MOST RUSHING YARDS

Game	526	at Texas A&M	O 23, 1976
Season	3,644		1978

#### FEWEST PASSING YARDS

*Game	0	vs. SMU	O 20, 1973
Season	637		1946

#### MOST PASSING YARDS

Game	654	at Houston	N 28, 1992
Season	3,749		2007

#### MOST TOUCHDOWN PASSES

Game	9	at Houston	O 27, 2011
Season	37		2007

#### MOST INTERCEPTIONS

Game	9	vs. Sam Houston State	O 4, 1941
Season	24		1953

#### MOST FUMBLES FORCED

Game	11	vs. Arkansas	N 5, 1949
Season	42		1978

#### MOST FUMBLES RECOVERED

*Game	6	vs. TCU	N 25, 1950
Season	33		1978

#### FEWEST FUMBLES RECOVERED

Season	3		2017
--------	---	--	------

\*Denotes last time.

# Rice Team Records

## TEAM PERFORMANCE LISTS

### POINTS SEASON

1	537	2008
2	415	2013
3	414	2012
4	377	2007
5	374	2014
6	350	1916
	350	2006
8	344	2010
9	343	2003
10	333	2001

### GAME

1	146	vs. SMU	N 17, 1916
2	77	vs. North Texas	S 27, 2008
3	65	vs. Prairie View A&M	O 22, 2016
4	63	at San Jose State	O 2, 2004
5	62	vs. East Carolina	N 20, 2010
6	59	vs. Tulsa	N 10, 2001
7	57	vs. Galveston AAF	S 23, 1944
8	56	vs. UTEP	N 3, 2007
	56	vs. Haskell Institute	N 3, 1917
	56	vs. New Mexico	O 8, 1949
	56	vs. Virginia Military	S 19, 1970
	56	vs. SMU	A 29, 2008
	56	vs. Houston	N 29, 2008

### TOTAL OFFENSE (PLAYS) SEASON

1	1,046	2013
2	1,026	2012
3	965	2008
4	946	2001
5	923	2014
6	909	2007
7	905	2015
8	895	2016
9	873	2006
10	859	2009

### GAME

1	104	vs. Tulsa	N 24, 2007
2	100	at San Jose State	O 2, 2004
	100	North Texas	S 24, 2016
3	98	vs. Texas Tech	O 15, 1988
4	94	at La. Tech	N 27, 2003
	94	at Charlotte	N 12, 2016

### TOTAL OFFENSE (YARDS) SEASON

1	6,122	2008
2	5,678	2013
3	5,556	2012
4	5,190	2014
5	4,848	2007
6	4,843	2001
7	4,828	2015
8	4,486	2006
9	4,764	2003
10	4,618	2016

### GAME

1	733	at Louisiana Tech	N 27, 2003
2	700	vs. Tulsa	N 24, 2007
3	671	vs. UTEP	N 5, 2011
4	653	vs. Tulsa	N 10, 2001
5	647	vs. Marshall	S 22, 2012

### FIRST DOWNS SEASON

1	337	2008
2	306	2012
3	302	2013
4	279	2007
5	273	2015
6	261	2016
7	260	2001
8	254	2006
9	252	2014
10	247	2003

### GAME

1	38	vs. Tulsa	N 24, 2007
2	35	at Louisiana Tech	N 27, 2003
	35	vs. Marshall	S 22, 2012
	35	vs. Louisiana Tech	N 16, 2013
5	33	at San Jose State	O 2, 2004

### RUSHING ATTEMPTS SEASON

1	752	2001
2	699	2013
3	690	1997
4	688	2004
5	687	2003
6	657	1996
7	655	1999
8	634	1998
9	626	2000
10	625	2012

### GAME

1	89	at Louisiana Tech	N 27, 2003
2	85	at San Jose State	O 2, 2004
3	82	vs. Boise State	O 6, 2001
4	81	vs. San Jose State	O 16, 1999
5	77	at Northwestern	S 20, 1997
	77	vs. SMU	O 9, 2004

### RUSHING YARDS SEASON

1	3,800	2003
2	3,660	1997
3	3,375	2001
4	3,372	2004
5	3,359	1996
6	3,183	2013
7	2,835	1999
8	2,829	1998
9	2,735	1953
10	2,725	2002

### GAME

1	672	at Louisiana Tech	N 27, 2003
2	570	at San Jose State	O 2, 2004
3	505	vs. Arkansas	N 7, 1953
4	498	vs. Tulsa	N 10, 2001
5	496	vs. Utah	N 2, 1996
	496	vs. SMU	O 9, 2004

### YARDS PER CARRY SEASON (ATT/YDS)

1	5.5 (687/3800)	2003
2	5.30 (690/3660)	1997
3	5.27 (637/3359)	1996
4	5.0 (538/2735)	1953
5	4.9 (688/3372)	2004
6	4.617 (486/2244)	2017
7	4.553 (699/3183)	2013
8	4.496 (752/3375)	2001
9	4.488 (72/3375)	2001
10	4.462 (634/2829)	1998

### GAME (ATT/YDS)

1	8.3	at New Mexico	O 5, 1996 (58/481)
2	7.5	at Louisiana Tech	N 27, 2003 (89/672)
3	7.4	vs. Wagner	S 5, 2015 (54/401)
4	7.31	at UTEP	N 30, 2019 (35/256)
5	7.30	vs. Nevada	N 1, 2003 (53/387)

### FEWEST RUSHING ATTEMPTS SEASON

1	305	1976
---	-----	------

### GAME

1	12	vs. Baylor	N 13, 1976
---	----	------------	------------

### PASS COMPLETIONS SEASON

1	339	2008
2	311	2007
3	270	1976
4	248	2006
	248	2009
6	241	2016
7	236	2012
8	222	2011
9	218	2010
10	216	1989

### GAME

1	40	vs. Tulsa	N 24, 2007
2	36	vs. Charlotte	N 12, 2016
3	35	vs. Troy	D 23, 2006
	35	vs. UTEP	N 3, 2007
	35	vs. Tulane	N 17, 2007

### PASS ATTEMPTS SEASON

1	526	2007
2	516	2008
3	504	1976
4	435	2006
5	417	1984
6	412	2016
7	408	1977
8	405	1989
9	401	2012
10	384	2011

### GAME

1	66	vs. Tulsa	N 24, 2007
2	61	at Texas A&M	O 23, 1976
3	58	vs. UTEP	N 3, 2007
4	57	vs. Texas	O 2, 1976

### NET PASSING YARDS SEASON

1	4,254	2008
2	3,517	2007
3	3,357	1976
4	3,009	2014
5	2,933	2012
6	2,783	2006
7	2,691	2015
8	2,582	2016
9	2,581	2010
10	2,550	1984

### GAME

1	541	vs. Tulsa	N 24, 2007
---	-----	-----------	------------

### TOUCHDOWN PASSES SEASON

1	48	2008
2	29	2006
	29	2007
4	25	2014
5	21	1976
	21	1981

### GAME

1	6	vs. UTEP	N 3, 2007
	6	vs. SMU	A 29, 2008
	6	vs. North Texas	S 27, 2008
	6	vs. Southern Miss	O 18, 2008
	6	vs. Houston	N 29, 2008
	6	vs. Prairie View A&M	O 22, 2016

### MOST INTERCEPTIONS SEASON

1	31	1977
2	30	1971
3	28	1986
4	27	1979
5	25	1962

### GAME

1	6	vs. Houston	N 28, 1981
	6	at Texas A&M	O 23, 1982

### FEWEST INTERCEPTIONS SEASON

1	2	1998
2	3	2000
3	4	2019
4	5	1996
	5	1999
	5	2000

### FEWEST INTs PER ATTEMPT SEASON RATIO (INT/ATT)

1	.01246 (5/401)	2012
2	.0125 (4/320)	2019
3	.0135 (7/516)	2008
4	.0182 (7/384)	2011
5	.0193 (3/155)	2000
6	.0194 (2/103)	1998
7	.0227 (8/352)	2014
8	.0241 (9/373)	2015



# Rice Team Records

## TEAM PERFORMANCE LISTS

### FEWEST TURNOVERS

SEASON	TOTAL (FUMBLES/INTs)
1	12 (4/8) 2014
2	14 (9/5) 1996
	14 (12/2) 1998
	14 (8/6) 2001
5	17 (10/7) 1997
6	16 (7/9) 2008
	16 (12/4) 2019
8	18 (4 times) last (10/8) 2016

### FEWEST FUMBLES LOST

SEASON	
1	4 2014
2	7 1960
	7 2006
	7 2021
5	8 1992
	8 2001
	8 2016

### MOST FUMBLES

SEASON	
1	46 1951
2	39 1971

### GAME

1	9	vs. Pittsburgh	N 3, 1951
2	8	vs. Cincinnati	S 21, 1974
	8	at Houston	S 4, 1999
4	7	at SMU	N 5, 1983

### MOST FUMBLES LOST

SEASON	
1	27 1951
2	25 1978

### GAME

1	7	vs. Pittsburgh	N 3, 1951
2	6	vs. Cincinnati	S 21, 1974
3	5	vs. Texas Tech	O 18, 1980
	5	vs. Texas A&M	O 23, 1993
	5	at Houston	S 4, 1999
	5	vs. Army	O 7, 2017

### MOST PENALTIES

SEASON	
1	88 2021
2	84 2015
3	81 1984
	81 1988

### GAME

1	16	at Texas Tech	O 17, 1981
2	15	vs. North Texas	O 30, 2021
3	13	at TCU	O 9, 1976
	13	vs. Baylor	N 17, 1984
	13	at UL-Lafayette	S 24, 1988

### MOST PENALTY YARDS

SEASON	
1	752 2015
2	747 2021
3	720 1987
4	703 1984

### GAME

1	146	vs. Baylor	N 17, 1984
2	144	at TCU	O 9, 1976
3	128	at Texas Tech	O 17, 1981

### FEWEST PENALTY YARDS

SEASON	
1	258 1961
2	264 1965
3	292 1966

### MOST FIELD GOALS

SEASON	
1	23 2012
2	17 1985

### GAME

1	5	vs. SMU	N 17, 2012
---	---	---------	------------

### FEWEST PUNTS

SEASON	
1	40 2004
2	42 1960
3	45 1997

### GAME

1	0	vs. San Jose State	O 16, 1999
2	1	at TCU	O 9, 1982

### MOST PUNTS

SEASON	
1	89 1951
2	87 1977
3	86 1973

### GAME

1	13	vs. UAB	O 13, 2018
---	----	---------	------------

### MOST PUNT RETURNS

SEASON	
1	53 1953

### GAME

1	9	at UCLA	10.11.52
---	---	---------	----------

### MOST PUNT RETURN YARDS

SEASON	
1	604 1946

### GAME

1	164	vs. Southwestern	O 5, 1946
---	-----	------------------	-----------

### MOST KICKOFF RETURNS

SEASON	
1	77 2009
	77 2010
3	70 1987

### GAME

1	11	vs. Houston	D 2, 1989
	11	at Houston	N 28, 1992
3	10	vs. Houston	D 1, 1979

### MOST KICKOFF RETURN YARDS

SEASON	
1	1,723 2010
2	1,653 2009
3	1,278 1987
4	1,223 2007
5	1,182 1986
	1,182 2008

### GAME

1	334	at Tulane	N 13, 2010
2	223	vs. Navy	O 8, 2009
3	221	vs. Baylor	N 17, 1984
4	215	at UAB	S 5, 2009
5	211	at San Jose State	O 2, 2004

### CONSECUTIVE WINS

OVERALL	
1	12 1949-50
2	8 1916-17
3	7 1919-20
	7 1934
	7 1953-54
	7 2008

### SWC WINS

1	10 1948-49
---	------------

### WAC WINS

1	5 1999
	5 2004

### C-USA WINS

1	7 2006-07
2	5 2008

### CONSECUTIVE LOSSES

OVERALL	
1	18 1987-88
2	15 1981-83
3	14 2004

### SWC LOSSES

1	26 1981-85
---	------------

### WAC LOSSES

1	6 1999-2000
2	5 2004

### C-USA LOSSES

1	7 2017
	7 2018

# Rice Team Records

## TEAM PERFORMANCE LISTS

### DEFENSE

#### FEWEST POINTS ALLOWED SEASON

1	14	1913
2	28	1920
3	42	1917
4	44	1934
5	53	1916

#### SEASON SINCE 1937

1	62	1946
2	72	1960
3	73	1940
4	74	1942
	74	1947

#### GAME

Rice has recorded 126 shutouts in its football history, the last coming on Dec. 5, 2020, at Marshall (20-0).

#### MOST POINTS ALLOWED SEASON

1	517	2009
2	515	2007
3	468	2018
4	462	2010
5	458	1977
6	448	2016
7	447	2005
8	433	2008
9	432	2006
10	430	2015

#### GAME

1	81	at Austin College	N 28, 1912
2	77	at LSU	S 24, 1977
3	76	at Louisiana Tech	N 29, 2014
4	73	at Houston	N 28, 2009
	73	at Houston	O 27, 2011
6	72	at Texas	O 1, 1977
7	70	at Ohio State	S 7, 1996
	70	at San Jose State	O 2, 2004
	70	at Baylor	S 26, 2015
10	66	at Oklahoma	S 23, 1978

#### FEWEST PLAYS ALLOWED SEASON

1	528	1948
2	548	1960

#### GAME

1	42	vs. Southwestern	O 5, 1946
2	43	at Houston	S 4, 1999

#### MOST PLAYS ALLOWED SEASON

1	957	2013
2	939	2007
	939	2008
4	910	1977
5	898	1976
6	884	2012
7	881	1979
8	880	2003

#### GAME

1	107	vs. Arkansas	O 31, 1981
2	103	vs. Baylor	N 13, 1976

#### FEWEST YARDS ALLOWED SEASON

1	1,670	1946
---	-------	------

#### GAME

1	81	vs. Southwestern	O 5, 1946
---	----	------------------	-----------

#### MOST YARDS ALLOWED SEASON

1	6,130	2007
2	6,054	2016
3	5,879	2008
4	5,799	2018
5	5,568	2009
6	5,407	1976
7	5,264	1977
8	5,257	1987
9	5,188	2003

#### GAME

1	793	at Baylor	S 26, 2015
2	777	at Houston	N 28, 1992
3	748	at Houston	O 13, 1907
4	735	at Louisiana Tech	O 29, 2016
5	702	at Southern Miss	O 1, 2016

#### FEWEST FIRST DOWNS SEASON

1	88	1948
2	117	1960
3	126	1963

#### GAME

1	0	vs. Austin College	O 19, 1917
2	4	vs. Southwestern	O 5, 1946
	4	vs. Sam Houston St.	S 25, 1948

#### MOST FIRST DOWNS SEASON

1	307	2008
2	289	2007
3	283	1978
4	280	2013
5	273	2009
	273	2015
7	272	2003
8	271	1979
9	265	1976
	265	1977

#### GAME

1	35	vs. Houston	D 1, 1979
	35	at Houston	N 28, 1992
3	34	vs. Arkansas	O 31, 1981

#### FEWEST RUSHING ATTEMPTS SEASON

1	351	1999
2	357	1941
3	385	1960

#### GAME

1	11	vs. Houston	N 16, 1991
2.	13	vs. Hawai'i	S 18, 2004
3.	15	at Hawai'i	O 9, 1999

#### MOST RUSHING ATTEMPTS SEASON

1	701	1977
---	-----	------

2	696	1979
3	692	1976
4	668	1974
5	667	1973
	667	1978

#### GAME

1	86	vs. Houston	D 1, 1979
2	81	vs. Arkansas	O 31, 1981
	81	at Texas	O 23, 1971
4	80	vs. SMU	O 20, 1973
	80	vs. Navy	O 10, 2019

#### FEWEST RUSHING YARDS SEASON

1	1,264	1953
2	1,288	1964
3	1,317	1960
4	1,323	1994
5	1,373	1999

#### GAME

1	0	at Tulane	N 3, 2012
2	3	vs. Houston	N 16, 1991
3	5	vs. TCU	N 22, 1952

#### MOST RUSHING YARDS SEASON

1	3,644	1978
2	3,627	1976
3	3,618	1977

#### GAME

1	526	at Texas A&M	O 23, 1976
2	520	vs. Houston	D 1, 1979
3	497	vs. Texas	O 26, 1974

#### FEWEST PASS COMPLETIONS SEASON

1	46	1956
2	48	1940
3	54	1957

#### GAME

1	0	vs. Alabama	S 24, 1955
	0	vs. SMU	O 20, 1973

#### MOST PASS COMPLETIONS SEASON

1	271	2008
2	257	2010
3	254	2007
4	247	2018
5	246	2011
6	245	2001
7	241	2016
8	240	2009
9	235	1992
10	234	2003

#### GAME

1	49	at Houston	N 28, 1992
2	43	vs. Houston	D 2, 1989
3	42	at Houston	N 26, 1988
	42	at Hawai'i	S 27, 2003
5	40	vs. SMU	N 10, 1990
	40	at Texas Tech	S 12, 2008

#### MOST PASS ATTEMPTS SEASON

1	478	2008
---	-----	------

2	438	2007
3	427	2001
4	417	2010
5	414	2014

#### GAME

1	76	at Houston	N 28, 1992
2	70	at Hawai'i	S 27, 2003
3	64	vs. Hawai'i	N 16, 2002
4	63	vs. Houston	D 2, 1989
	63	at Texas Tech	S 12, 2009
6	62	vs. SMU	N 10, 1990
	62	vs. Southern Miss	O 18, 2008

#### FEWEST PASSING YARDS SEASON

1	637	1946
2	670	1957
3	770	1956

#### GAME

1	0	vs. Alabama	S 24, 1955
	0	vs. SMU	O 20, 1973
3	2	at Texas A&M	N 16, 1974

#### MOST PASSING YARDS SEASON

1	3,749	2007
2	3,644	2010
3	3,503	2008
4	3,452	2016
5	3,346	2001

#### GAME

1	654	at Houston	N 28, 1992
2	591	at Southern Miss	O 1, 2016
3	552	at WKU	S 1, 2016
4	534	at Houston	O 27, 2011
5	525	at Houston	N 26, 1988

#### MOST TOUCHDOWN PASSES SEASON

1	37	2007
2	34	2008
	34	2010
4	32	2011
5	28	2006
	28	2009

#### GAME

1	9	at Houston	O 26, 2011
2	8	at Texas Tech	S 12, 2009
3	7	at Houston	N 28, 1992
2	6	vs. Texas A&M	O 24, 1981
	6	at Texas A&M	O 23, 1982
	6	at Houston	N 26, 1988
	6	vs. Houston	N 16, 1991
	6	at San Jose State	O 2, 2004
	6	at Baylor	S 8, 2007
	6	vs. Texas Tech	S 15, 2007

#### MOST INTERCEPTIONS SEASON

1	24	1953
---	----	------

# Rice Team Records

## TEAM PERFORMANCE LISTS

2	20	1958
3	19	1970

**GAME**

1	9	vs. Sam Houston St.	O 4, 1941
---	---	---------------------	-----------

**FEWEST INTERCEPTIONS SEASON**

1	2	2015
2	3	1988
3	3	2017
4	5	1979
5	5	1994
5	5	2016

**MOST FUMBLES FORCED SEASON**

1	42	1978
2	41	1972
41		1977

**GAME**

1	11	vs. Arkansas	N 5, 1949
2	10	vs. Baylor	N 29, 1975
10		vs. Texas Tech	O 18, 1980

**FEWEST FUMBLES FORCED SEASON**

1	8	2017
8		2019
3	9	2015
4	11	2005
5	13	2000

**MOST FUMBLES RECOVERED SEASON**

1	33	1978
2	22	1949
22		1951
22		1954

**GAME**

1	6	vs. TCU	N 25, 1950
6		vs. LSU	O 4, 1952
6		vs. LSU	S 28, 1974
6		vs. Northwestern	S 14, 1991

## OPPONENT RECORDS

**MOST PENALTIES SEASON**

1	110	2006
2	97	1983
3	96	1981

**GAME**

1	22	vs. TCU	O 8, 1977
2	19	vs. Texas	S 16, 2006
3	17	vs. Texas	S 16, 1978
17		at Texas A&M	O 27, 1984

**FEWEST PENALTIES SEASON**

1	43	1961
43		1966
43		1968

**MOST PENALTY YARDS SEASON**

1	940	1981
---	-----	------

940	1983	
3	880	2007

**GAME**

1	183	vs. Texas Tech	S 15, 2007
2	181	vs. Houston	N 28, 1992
3	174	vs. TCU	O 8, 1977
174		a UAB	O 5, 2019

**FEWEST PENALTY YARDS SEASON**

1	392	1966
2	400	1961
3	406	2017

**MOST FIELD GOALS GAME**

1	5	vs. Tulane	S 10, 1994
5		vs. Nevada	O 20, 2001

**MOST PUNTS SEASON**

1	102	1941
---	-----	------

**GAME**

1	14	at Arkansas	N 9, 1946
14		vs. Texas Tech	S 27, 1952

**FEWEST PUNTS SEASON**

1	28	1978
---	----	------

**GAME**

1	0	vs. Houston	D 1, 1979
0		vs. Texas	O 1, 1988

**LOWEST PUNTING AVERAGE SEASON**

1	33.9	1954
2	34.5	1955
3	35.6	1970

**GAME**

1	0.0	at Texas	O 2, 1993
2	14.0	at Tulsa	O 4, 1997
3	19.8	at Baylor	N 12, 1983

**HIGHEST PUNTING AVERAGE SEASON**

1	44.4	1985
2	43.2	1977
3	42.4	2012
4	42.1	2011
5	41.9	2013

**GAME**

1	57.0	vs. SMU	N 8, 1980
2	51.5	vs. Arkansas	O 31, 1981
3	51.2	vs. Arkansas	N 8, 1975
51.2		at Air Force	S 21, 1985

**FEWEST PUNT RETURNS SEASON**

1	14	2012
2	15	1962
15		1966
4	16	1963
16		1972
16		2004

**MOST PUNT RETURNS SEASON**

1	51	1985
---	----	------

2	49	1977
3	42	1971
42		1983

**GAME**

1	8	vs. Arkansas	N 3, 1979
2	7	at Texas Tech	O 19, 1985

**FEWEST PUNT RETURN YARDS SEASON**

1	48	2012
2	67	2019
3	74	1980
4	102	1966
5	121	1993

**MOST PUNT RETURN YARDS SEASON**

1	710	1985
2	454	1976
3	437	1977

**FEWEST KICKOFF RETURNS SEASON**

1	8	2017
2	16	1974
16		1983
4	17	2018
5	20	1939
20		1997

**MOST KICKOFF RETURNS SEASON**

1	86	2008
2	52	2007
3	50	2003
50		2006

**FEWEST KICKOFF RETURN YARDS SEASON**

1	204	2017
2	274	2018
3	344	1983
4	406	1970
5	410	1980

**MOST KICKOFF RETURN YARDS SEASON**

1	1,603	2008
2	1,103	2003
3	1,082	2007
4	996	2006

**GAME**

1	222	vs. North Texas	S 27, 2008
2	194	vs. San Jose State	O 2, 2004
3	183	at UTEP	N 1, 2008
4	173	vs. SMU	A 29, 2008
5	168	vs. La.-Lafayette	S 11, 1982

# Rice Individual Records

## RUSHING

### RUSHING ATTEMPTS

#### CAREER

1	Trevor Cobb (1989-92)	1,091
2	Chad Richardson (1996-99)	493
3	Charles Ross (2009-13)	487
4	Chad Nelson (1994-97)	486
5	Jowan Davis (2013-16)	482
6	Chase Clement (2005-08)	470
7	Darik Dillard (2013-16)	446
8	Robbie Beck (2000-03)	443
9	Kyle Herm (2000-03)	439
10	John Coleman (1972-75)	436

#### SEASON

1	Trevor Cobb (1991)	360
2	Trevor Cobb (1990)	283
3	Trevor Cobb (1992)	279
4	Jowan Davis (2014)	245
5	Stahle Vincent (1971)	243
6	Quinton Smith (2006)	211
	Charles Ross (2013)	211
8	Ed Bailey (2004)	208
9	Kyle Herm (2001)	205
10	Chad Richardson (1999)	203

#### GAME

1	Trevor Cobb vs. Iowa State (S 28, 1991)	42
2	Trevor Cobb at SMU (N 9, 1991)	41
3	Trevor Cobb vs. Houston (N 16, 1991)	40
4	Stahle Vincent vs. Baylor (N 27, 1971)	39
	Trevor Cobb at Arkansas (N 3, 1990)	39
6	Butch Robinson at Baylor (N 30, 1968)	38
	Trevor Cobb vs. Texas Tech (O 20, 1990)	38
8	Trevor Cobb at Tulane (S 21, 1991)	36

### RUSHING YARDS

#### CAREER (Minimum of 1,500 Yards)

1	Trevor Cobb (1989-92)	4,948
2	Charles Ross (2009-12)	2,689
3	Quinton Smith (2003-06)	2,505
4	Michael Perry (1995-96)	2,496
5	Chad Nelson (1994-97)	2,415
6	Robbie Beck (2000-03)	2,218
7	Darik Dillard (2013-16)	2,198
8	Kyle Herm (2000-03)	2,028
	Jowan Davis (2013-16)	2,028
10	Chad Richardson (1996-99)	2,024
11	Greg Henderson (2001-04)	1,995
12	Kosse Johnson (1951-53)	1,917
13	Spencer George (1993-96)	1,790
14	Dicky Maegle (1952-54)	1,773
15	Austin Walter (2015-18)	1,744
16	Chase Clement (2005-08)	1,741
17	Ed Bailey (2001-04)	1,700
18	Stahle Vincent (1969-71)	1,675
19	Yoncy Edmonds (1992-95)	1,647
20	Jamie Tyler (1998-2001)	1,642
21	Earl Cooper (1976-79)	1,583
22	Tyler Smith (2007-11)	1,573
23	John Coleman (1972-75)	1,548
24	Lorenzo Cyphers (1985-88)	1,506

#### SEASON

1	Trevor Cobb (1991)	1,692
2	Trevor Cobb (1992)	1,386
3	Trevor Cobb (1990)	1,325
4	Charles Ross (2013)	1,270
5	Quinton Smith (2006)	1,096
6	Michael Perry (1997)	1,034
7	Ed Bailey (2004)	1,021
8	Jowan Davis (2014)	956
9	Chad Nelson (1997)	953
10	Stahle Vincent (1971)	945

### GAME (200 YARDS OR MORE)

1	Dicky Maegle vs. Alabama (J 1, 1954)	265
2	Antonio Brinkley vs. Lamar (S 28, 1985)	244
3	Trevor Cobb vs. Iowa State (S 28, 1991)	240
4	Ed Bailey vs. Hawai'i (S 18, 2004)	234
5	Chad Richardson vs. Colorado St. (O 31, 1998)	224
	Juma Otoviano vs. Old Dominion (N 24, 2018)	224
7	Trevor Cobb vs. Sam Houston State (S 26, 1992)	223
8	Trevor Cobb at Tulane (S 21, 1991)	216
9	Larry Cardwell vs. TCU (N 21, 1970)	215
	Charles Ross vs. Louisiana Tech (N 16, 2013)	215
11	Michael Perry vs. Texas (S 27, 1997)	211
12	Trevor Cobb vs. SMU (O 10, 1992)	210
13	Trevor Cobb vs. Texas Tech (O 20, 1990)	203
	Trevor Cobb at SMU (N 9, 1991)	203
15	Marcus Rucker at San Jose State (O 2, 2004)	201

### YARDS PER CARRY

#### CAREER (Minimum 150 Attempts)

1	Dicky Maegle (1952-54)	6.6
2	Todd Jones (1984-87)	6.2
3	Anthony Griffin (1997-2000)	5.9
	Quinton Smith (2003-06)	5.9
5	Michael Perry (1995-98)	5.8
6	Leroy Bradley (1998-2001)	5.6
7	Charles Ross (2009-13)	5.5
8	Benji Wood (1996-97)	5.3
9	Chad Nelson (1994-97)	5.2
10	Vincent Hawkins (1999-2002)	5.1
	Austin Walter (2015-18)	5.1

#### SEASON (Minimum 75 Attempts)

1	Dicky Maegle (1953)	7.31
2	Thomas Lott (2003)	7.29
3	Todd Jones (1987)	7.1
4	Michael Perry (1997)	6.4
	Quinton Smith (2005)	6.4
6	Samuel Stewart (2016)	6.30
7	Dicky Maegle (1954)	6.29
8	Chad Nelson (1996)	6.26
9	Charles Ross (2013)	6.1
10	Kyle Herm (2003)	5.9

#### GAME (Minimum 8 Attempts)

1	Dicky Maegle vs. Alabama (J 1, 1954)	24.1
2	Vincent Hawkins vs. Tulsa (N 10, 2001)	14.4
3	Chad Nelson vs. SMU (O 19, 1996)	14.1
4	Byron Coston at Iowa State (S 24, 1994)	14.0
5	Benji Wood at Tulane (S 13, 1997)	13.6
6	Tyler Smith at Houston (O 27, 2011)	13.1
7	Dicky Maegle vs. Arkansas (N 7, 1953)	12.6

### MOST 100-YARD GAMES

#### CAREER

1	Trevor Cobb (1989-92)	24
---	-----------------------	----

#### SEASON

1	Trevor Cobb (1991)	9
2	Trevor Cobb (1992)	8
3	Charles Ross (2013)	7
4	Trevor Cobb (1990)	6
5	Yoncy Edmonds (1993)	5
	Michael Perry (1997)	5
	Ed Bailey (2004)	5
	Quinton Smith (2005)	5
	Quinton Smith (2006)	5
	Aston Walter (2019)	5

### CONSECUTIVE

1	Trevor Cobb (1991)	6
2	Trevor Cobb (1992)	5
3	Trevor Cobb (1990)	4

### MOST 200-YARD GAMES

#### SEASON

1	Trevor Cobb (1991)	3
2	Trevor Cobb (1992)	2

### CONSECUTIVE

1	Trevor Cobb (1991)	2
---	--------------------	---

### CAREER

1	Trevor Cobb (1989-92)	6
---	-----------------------	---

### LONGEST RUNS

1	Tyler Smith at Houston (O 27, 2011)	97
2 (*)	Dicky Maegle vs. Alabama (J 1, 1954)	95
	Kyle Herm vs. Nevada (N 1, 2003)	95
4	King Hill at TCU (N 23, 1957)	93
5	Bob Nemir vs. Southwestern (O 6, 1945)	88
6	Byron Coston at Iowa State (S 24, 1994)	87
7	Marcus Rucker at San Jose State (O 2, 2004)	86
8	George Walmsley at Arkansas (N 11, 1944)	85

(\*) - This is the famous bench tackle in which Maegle was awarded distance to goal and a touchdown.

### RUSHING TOUCHDOWNS

#### CAREER

1	Trevor Cobb (1989-92)	38
2	Charles Ross (2009-13)	36

#### SEASON

1	Benji Wood (1997)	16
2	Charles Ross (2013)	15
3	Trevor Cobb (1991)	14
4	Ed Bailey (2004)	12
	Chase Clement (2008)	12
6	Dicky Maegle (1954)	11
	Trevor Cobb (1992)	11
	Chad Nelson (1996)	11
	Chad Richardson (1999)	11
	Kyle Herm (2001)	11
	Taylor McHargue (2012)	11

#### GAME

1	Charles Ross vs. Louisiana Tech (N 16, 2013)	5
2	Dicky Maegle vs. Cornell (O 2, 1954)	4
	Butch Blume at Texas Tech (N 4, 1961)	4
	Lester Lehman vs. Baylor (D 2, 1967)	4
	Donald Hollas vs. Texas Tech (O 20, 1990)	4
	Benji Wood at Tulane (S 13, 1997)	4
	Robbie Beck at Fresno State (O 25, 2003)	4
	Ed Bailey vs. SMU (O 9, 2004)	4
	Jeremy Eddington vs. East Carolina (N 20, 2010)	4
	Nahshon Ellerbe vs. Southern Miss (N 11, 2017)	4
	Jordan Myers vs. Texas Southern (S 25, 2021)	4



# Rice Individual Records

## PASSING

### ATTEMPTS

#### CAREER

1	Chase Clement (2005-08)	1,387
2	Randy Hertel (1977-80)	1,121
3	Tommy Kramer (1973-76)	1,036
4	Taylor McHargue (2010-13)	881
5	Mark Comalander (1984-87)	753
6	Driphus Jackson (2012-15)	732
7	Nick Fanuzzi (2009-11)	704
8	Quentis Roper (1985-88)	643
9	Donald Hollas (1987-90)	606
10	Bruce Gadd (1970-72)	580

#### SEASON

1	Chase Clement (2007)	508
2	Tommy Kramer (1976)	501
3	Chase Clement (2008)	490
4	Randy Hertel (1977)	356
5	Driphus Jackson (2014)	331
6	Taylor McHargue (2012)	325
7	Taylor McHargue (2013)	324
8	Bruce Gadd (1972)	322
9	Driphus Jackson (2015)	316
	Tyler Stehling (2016)	316

#### GAME

1	Chase Clement vs. Tulsa (N 24, 2007)	66
2	Tommy Kramer at Texas A&M (O 23, 1976)	60
3	Tommy Kramer vs. Texas (O 2, 1976)	57
4	Randy Hertel vs. Houston (N 26, 1977)	52
5	Tommy Kramer vs. Houston (N 27, 1976)	51
	Randy Hertel at Houston (D 2, 1978)	51
7	Mark Comalander vs. (N 28, 1987)	50
	Jake Constantine vs. WKU (N 13, 2021)	50

### COMPLETIONS

#### CAREER

1	Chase Clement (2005-08)	832
2	Randy Hertel (1977-80)	561
3	Tommy Kramer (1973-76)	507
4	Taylor McHargue (2010-13)	496
5	Nick Fanuzzi (2009-11)	425
6	Driphus Jackson (2012-15)	420
7	Mark Comalander (1984-87)	391
8	Donald Hollas (1987-90)	343
9	Quentis Roper (1985-88)	301
10	Bruce Gadd (1970-72)	287

#### SEASON

1	Chase Clement (2008)	326
2	Chase Clement (2007)	300
3	Tommy Kramer (1976)	269
4	Taylor McHargue (2012)	194
5	Tyler Stehling (2016)	192
6	Driphus Jackson (2014)	191
7	Driphus Jackson (2015)	185
8	Bruce Gadd (1972)	170
9	Taylor McHargue (2013)	169
10	Nick Fanuzzi (2009)	162

#### GAME

1	Chase Clement vs. Tulsa (N 24, 2007)	40
2	Joel Armstrong vs. Troy (D 23, 2006)	35
	Chase Clement at SMU (N 10, 2007)	35
	Tyler Stehling at Charlotte (N 12, 2016)	35
5	Tommy Kramer vs. Texas (O 2, 1976)	34
	Chase Clement vs. Tulane (N 17, 2007)	34
7	Bruce Gadd vs. Clemson (S 23, 1972)	31
8	Chase Clement vs. Southern Miss (O18, 2008)	30
	Chase Clement vs. Western Mich. (D 30, 2008)	30
	Nick Fanuzzi vs. UTEP (N 5, 2011)	30

### YARDS

#### CAREER (Minimum 2,000 Yards)

1	Chase Clement (2005-08)	9,785
---	-------------------------	-------

2	Tommy Kramer (1973-76)	6,197
3	Randy Hertel (1977-80)	6,161
4	Taylor McHargue (2010-13)	6,122
5	Driphus Jackson (5,912)	5,912
6	Mark Comalander (1984-87)	4,810
7	Nick Fanuzzi (2009-11)	4,402
8	Donald Hollas (1987-90)	4,039
9	Quentis Roper (1985-88)	3,895
10	Bruce Gadd (1970-72)	3,454

#### SEASON

1	Chase Clement (2008)	4,119
2	Chase Clement (2007)	3,377
3	Tommy Kramer (1976)	3,317
4	Driphus Jackson (2014)	2,842
5	Driphus Jackson (2015)	2,348
6	Taylor McHargue (2013)	2,345
7	Taylor McHargue (2012)	2,209
8	Bruce Gadd (1972)	2,064
9	Tyler Stehling (2016)	2,049
10	Donald Hollas (1989)	1,815

#### GAME

1	Chase Clement vs. Tulsa (N 24, 2007)	541
2	Chase Clement vs. Southern Miss (O 18, 2008)	444
3	Tommy Kramer vs. Houston (N 27, 1976)	409
4	Tyler Stehling vs. Prairie View A&M (O 22, 2016)	407
5	Nick Fanuzzi vs. UTEP (N 5, 2011)	405
6	Tommy Kramer vs. Texas (O 2, 1976)	397
7	Chase Clement vs. UTEP (N 3, 2007)	395
8	Tommy Kramer vs. SMU (N 6, 1976)	386
9	Chase Clement vs. Army (N 8, 2008)	384
10	Chase Clement vs. Houston (N 29, 2008)	381

### COMPLETION PERCENTAGE

#### CAREER (Minimum 100 Attempts)

1	Jake Constantine (2021)	61.2
2	Nick Fanuzzi (2009-11)	60.3
3	Tom Stewart (2019)	60.1
4	Tyler Stehling (2013-16)	60.1
5	Chase Clement (2005-08)	60.0
6	Driphus Jackson (2012-15)	57.4
7	Donald Hollas (1987-90)	56.6
8	Taylor McHargue (2010-13)	56.3
9	Frank Ryan (1955-57)	56.2
10	Bert Emanuel (1992-93)	55.2

#### SEASON (Minimum 75 Attempts)

1	Chase Clement (2008)	66.5
2	Nick Fanuzzi (2010)	62.7
3	Mike Collins (2020)	61.6
4	Tyler Stehling (2016)	61.4
5	Jake Constantine (2021)	61.2
6	Tom Stewart (2019)	60.1
7	Nick Fanuzzi (2009)	60.0
8	Taylor McHargue (2012)	59.7
9	Chase Clement (2007)	59.1
10	Joel Armstrong (2006)	58.6

#### GAME (Minimum 10 Attempts)

1	Josh LaRocca vs. Baylor (N 12, 1994)	91.7 (11-12)
---	--------------------------------------	--------------

### TOUCHDOWNS

#### CAREER

1	Chase Clement (2005-08)	99
2	Driphus Jackson (2012-15)	48
3	Taylor McHargue (2010-13)	43
4	Randy Hertel (1977-80)	38
5	Tommy Kramer (1973-76)	37
6	Mark Comalander (1984-87)	27
7	Michael Calhoun (1981-82)	26
8	Quentis Roper (1985-88)	23
	Josh LaRocca (1991-95)	23
10	Nick Fanuzzi (2009-11)	22

### SEASON

1	Chase Clement (2008)	44
2	Chase Clement (2007)	29
3	Driphus Jackson (2014)	24
4	Tommy Kramer (1976)	21
	Michael Calhoun (1981)	21
	Chase Clement (2006)	21
7	Driphus Jackson (2015)	18
8	Taylor McHargue (2013)	17
9	Randy Hertel (1978)	12
	Bert Emanuel (1993)	12
	Taylor McHargue (2012)	12
	Tyler Stehling (2016)	12

#### GAME

1	Chase Clement vs. UTEP (N 3, 2007)	6
	Chase Clement vs. SMU (A 29, 2008)	6
	Chase Clement vs. Southern Miss (O 18, 2008)	6
4	Chase Clement at Army (S 30, 2006)	5
	Chase Clement vs. UTEP (N 1, 2008)	5
	Chase Clement vs. Houston (N 29, 2008)	5
	Tyler Stehling vs. Prairie View A&M (O 22, 2016)	5
8	Vernon Glass vs. Santa Clara (S 30, 1950)	4
	Tommy Kramer vs. Utah (S 18, 1976)	4
	Michael Calhoun vs. TCU (O 10, 1981)	4
	Michael Calhoun at Texas Tech (O 17, 1981)	4
	Michael Calhoun vs. Texas A&M (O 24, 1981)	4
	Chase Clement vs. Marshall (N 22, 2008)	4
	Taylor McHargue vs. UTEP (O 26, 2013)	4
	Driphus Jackson vs. Louisiana Tech (N 29, 2014)	4
	Mike Collins vs. Middle Tennessee (O 24, 2020)	4
	Mike Collins at Southern Miss (O 31, 2020)	4

### INTERCEPTIONS

#### CAREER

1	Randy Hertel (1977-80)	68
2	Tommy Kramer (1973-76)	52
3	Bruce Gadd (1970-72)	45
4	Mark Comalander (1984-87)	37
5	Quentis Roper (1985-88)	36
6	Chase Clement (2005-08)	34
7	Robert Hailey (1965-67)	30
8	Donald Hollas (1987-90)	29
9	Josh LaRocca (1991-95)	25
10	Michael Calhoun (1981-82)	22

#### SEASON

1	Randy Hertel (1977)	24
	Randy Hertel (1979)	24
3	Bruce Gadd (1972)	22
4	Tommy Kramer (1976)	19
5	Bruce Gadd (1971)	18
	Donald Hollas (1990)	18

#### GAME

1	Tommy Kramer at TCU (N 22, 1975)	5
	Randy Hertel vs. Houston (N 26, 1977)	5
	Mark Comalander vs. Texas State (S 20, 1986)	5
	Joel Armstrong vs. Troy (D 23, 2006)	5

### LONGEST PASS PLAYS

1	Driphus Jackson-Sam McGuffie vs. Houston (S 29, 2012)	88
	Driphus Jackson-Jordan Taylor vs. N. Texas (O 25, 2014)	88
3	Kerry Overton-Elliston Stinson at Air Force (S 21, 1985)	86
4	Kyle Herm-Ben Wiggins at SMU (N 15, 2003)	82
5	King Hill-Buddy Dial vs. Stanford (O 5, 1957)	81
	Driphus Jackson-James Mayden vs. Hawai'i (O 4, 2014)	81
7	Tommy Kramer-James Sykes vs. Houston (N 27, 1976)	80
	Mark Comalander-Chris Nixon at TCU (O 11, 1986)	80
	Bert Emanuel-Louis Balady vs. Sam Houston St. (S 26, 1992)	80
	Joel Armstrong-Mike Falco vs. UCF (N 19, 2005)	80
	Chase Clement-Quinton Smith vs. Houston (S 2, 2006)	80
	Chase Clement-Jarett Dillard vs. Army (N 8, 2008)	80
	Nick Fanuzzi-Toren Dixon at E. Carolina (O 17, 2009)	80

# Rice Individual Records

## RECEIVING & DEFENSE

### RECEIVING

#### RECEPTIONS

##### CAREER (100 or More Receptions)

1	Jarett Dillard (2005-08)	292
2	Eric Henley (1988-91)	186
3	Jordan Taylor (2011-14)	175
4	Toren Dixon (2006-09)	161
5	James Casey (2007-08)	157
6	David Houser (1974, 1976-78)	152
7	Austin Trammell (2017-20)	142
8	Vance McDonald (2009-12)	119
9	Doug Cunningham (1975-78)	117
10	Ed Lofton (1973-75)	112
11	Larry Davis (1967-69)	103
12	Sam McGuffie (2010-12)	102
	Zach Wright (2013-16)	102
14	Earl Cooper (1976-79)	101

#### SEASON

1	James Casey (2008)	111
2	Jarett Dillard (2006)	91
3	Jarett Dillard (2008)	87
4	Eric Henley (1989)	81
5	Jarett Dillard (2007)	79
6	James Sykes (1976)	76
7	Austin Trammell (2018)	62
8	Austin Trammell (2019)	60
9	Doug Cunningham (1976)	57
	Jordan Taylor (2012)	57

#### GAME

1	David Houser at Florida (N 20, 1976)	14
---	--------------------------------------	----

### YARDS

#### CAREER

1	Jarett Dillard (2005-08)	4,138
2	Jordan Taylor (2011-14)	2,585
3	David Houser (1974, 1976-78)	2,358
4	Eric Henley (1988-91)	2,199
5	James Casey (2007-08)	1,914
6	Toren Dixon (2006-09)	1,746
7	Austin Trammell (2017-)	1,744
8	Doug Cunningham (1975-78)	1,522
9	Vance McDonald (2009-12)	1,513
10	Dennis Parks (2012-15)	1,507

#### SEASON

1	James Casey (2008)	1,329
2	Jarett Dillard (2008)	1,310
3	Jarett Dillard (2006)	1,247
4	Jarett Dillard (2007)	1,057
5	David Houser (1976)	931
6	Eric Henley (1989)	900
7	Jordan Taylor (2013)	848
8	Jordan Taylor (2014)	842
9	Jordan Taylor (2012)	826
10	David Houser (1977)	795

#### GAME

1	James Casey at Memphis (S 6, 2008)	208
2	David Houser at Florida (N 20, 1976)	196
3	Jordan Taylor vs. UTEP (O 26, 2013)	185
4	Doug Cunningham at TCU (O 9, 1976)	175
5	James Casey vs. Houston (N 29, 2008)	172
6	Jarett Dillard at Army (S 30, 2006)	171
7	David Houser at Texas A&M (O 23, 1976)	170
8	Ben Wiggins at SMU (N 15, 2003)	168
	Jarett Dillard vs. UTEP (N 3, 2007)	168
10	Dennis Parks at North Texas (S 19, 2015)	163

### TOUCHDOWNS

#### CAREER

1	Jarett Dillard (2005-08)	60
2	Jordan Taylor (2011-14)	20
3	David Houser (1974, 1976-78)	18
4	James Casey (2007-08)	17
5	Eric Henley (1988-91)	16
6	Kenneth Roy (1973-76)	15
	Vance McDonald (2009-12)	15
8	Buddy Dial (1956-58)	13
	Froggy Williams (1946-49)	13
	Toren Dixon (2006-09)	13
	Austin Trammell (2017-)	13

#### SEASON

1	Jarett Dillard (2006)	21
2	Jarett Dillard (2008)	20
3	Jarett Dillard (2007)	14
4	James Casey (2008)	13
5	Kenneth Roy (1976)	9
6	Vance McDonald (2010)	8
	Jordan Taylor (2013)	8
	Mario Hull (2014)	8
9	Bill Howton (1951)	7
	David Houser (1978)	7
	Jordan Taylor (2014)	7

#### GAME

1	Jarett Dillard vs. North Texas (S 27, 2008)	4
2	16 times; last	3
	Austin Trammell at Southern Miss (O 31, 2020)	

### DEFENSE

#### TACKLES

##### CAREER

1	O.J. Brigance (1987-90)	367
2	Dan Dawson (1998-2001)	318
	Andrew Sendejo (2006-09)	318
4	Danny Burgess (1983-86)	310
5	Richard Gray (1980-82)	306
6	Larry Izzo (1992-95)	301
7	Jason Hebert (1998-2001)	300
8	Paul Porras (2010-13)	295
9	Joe Davis (1992-95)	293
10	Travis Ortega (1997-2000)	286
	Travis Bradshaw (2008-11)	286

#### SEASON

1	Robert Williamson (1980)	196
2	Wayne Harpold (1982)	136
3	Randy Piel (1974)	131
4	O.J. Brigance (1988)	128
5	Rodney Norton (1974)	127
	Richard Gray (1982)	127
	Tony Barker (1991)	127
8	Larry Izzo (1995)	121
	Travis Bradshaw (2009)	121
10	Emmanuel Ellerbe (2017)	120

#### SACKS

##### CAREER

1	Brandon Green (1999-2002)	24
	Scott Solomon (2007-11)	24
3	Ndukwe Kalu (1993-96)	20
4	Brian Womac (2014-17)	17
5	John Syptak (2002-05)	16
6	Matt Sign (1989-92)	14
	Courtney Gordon (2003-06)	14

#### SEASON

1	Brandon Green (2001)	12
2	Brian Womac (2017)	10
3	Zach Patt (2014)	9.5

4	Scott Solomon (2011)	8.5
5	Ndukwe Kalu (1994)	8
	John Syptak (2004)	8
	Courtney Gordon (2006)	8
8	Brian Nordstrom (2014)	7.5
9	Tim Fitzpatrick (1989)	7
	Alonzo Williams (1991)	7
	Ndukwe Kalu (1995)	7
	Brandon Green (2002)	7

#### TACKLES FOR LOSS (INCLUDES SACKS)

##### CAREER

1	Larry Izzo (1992-95)	46
2	Brian Womac (2014-17)	44.5
3	Scott Solomon (2007-11)	43.5
4	Brandon Green (1999-2002)	42
5	John Syptak (2002-05)	38
6	Matt Sign (1989-92)	36
7	Alonzo Williams (1989-92)	35
8	Dan Dawson (1998-2001)	33
9	Thomas Benford (1995-98)	32
10	Rashad Reynolds (1995-98)	28
	Blaze Alldredge (2018-20)	28

#### SEASON

1	Brian Womac (2017)	22
2	Blaze Alldredge (2019)	21.5
3	Brandon Green (2001)	21
4	Brian Nordstrom (2014)	19.5
5	Larry Izzo (1995)	18
6	Clenzie Pierson (1981)	16
	Larry Izzo (1994)	16
8	Rashad Reynolds (1997)	15
	John Syptak (2004)	15
	Courtney Gordon (2006)	15

### INTERCEPTIONS

#### CAREER

1	Bruce Henley (1971-73)	15
2	Huey Keeney (1945-48)	13
	Dan Dawson (1998-2001)	13
	Bryce Callahan (2011-14)	13
5	Nathan Bennett (1990-93)	11
	LaDoughyous McCalla (1994-98)	11
7	Jason Hebert (1998-2001)	10
8	Michael Downs (1977-80)	9
	Brian Patterson (1981-83)	9
	Andrew Sendejo (2006-09)	9

#### SEASON

1	Bruce Henley (1972)	7
	Dan Dawson (2000)	7
3	Rex Procter (1950)	6
	Bruce Henley (1971)	6
	Larry Brune (1975)	6
	David Griffin (1989)	6
	Nathan Bennett (1993)	6
	Bryce Callahan (2011)	6
9	Billy Hale (1970)	5
	Michael Downs (1978)	5
	Dwayne Holmes (1984)	5
	Tony Barker (1991)	5
	LaDoughyous McCalla (1997)	5
	Andrew Sendejo (2007)	5

#### GAME

1	Don Anderson vs. Texas A&M (N 15, 1947)	3
	Gerald Weatherly vs. Clemson (S 24, 1949)	3
	Carl Johnson vs. TCU (N 22, 1952)	3
	Dicky Maegle vs. Baylor (N 28, 1953)	3
	Pinky Nesbit vs. Texas A&M (N 14, 1953)	3
	Bucky Allshouse vs. TCU (N 21, 1970)	3
	Michael Downs at TCU (O 14, 1978)	3
	William McClay vs. Texas State (S 26, 1987)	3
	Dan Dawson vs. Hawai'i (O 21, 2000)	3

# Rice Individual Records

## TOTAL OFFENSE & ALL-PURPOSE YARDS

### TOTAL OFFENSE

#### PLAYS

CAREER	(RUSH-PASS)
1 Chase Clement (2005-08)	1,857 (470-1,387)
2 Randy Hertel (1977-80)	1,363 (242-1,121)
3 Tommy Kramer (1973-76)	1,357 (321-1,036)
4 Taylor McHargue (2010-13)	1,322 (442-881)
5 Driphus Jackson (2012-15)	1,035 (303-732)
6 Quentis Roper (1985-88)	970 (327-643)
7 Mark Comalander (1984-87)	906 (153-753)
8 Nick Fanuzzi (2009-11)	849 (145-704)
9 Donald Hollas (1987-90)	841 (235-606)
10 Trevor Cobb (1989-92)	812 (812-0)

#### SEASON

SEASON	(RUSH-PASS)
1 Chase Clement (2007)	652 (144-508)
2 Chase Clement (2008)	644 (154-490)
3 Tommy Kramer (1976)	562 (61-501)
4 Taylor McHargue (2012)	489 (164-325)
5 Taylor McHargue (2013)	481 (157-324)
6 Driphus Jackson (2014)	452 (121-331)
7 Driphus Jackson (2015)	424 (108-316)
8 Tyler Stehling (2016)	417 (101-316)
9 Randy Hertel (1977)	403 (56-357)
10 Michael Calhoun (1981)	401(168-233)

#### GAME

GAME	(RUSH-PASS)
1 Chase Clement vs. Tulsa (N 24, 2007)	83 (14-58)
2 Chase Clement vs. UTEP (N 3, 2007)	72 (17-66)
3 Joel Armstrong vs. Troy (D 23, 2006)	70 (16-54)

### YARDS

#### CAREER

CAREER	(RUSH-PASS)
1 Chase Clement (2005-08)	11,526 (1,741-9,785)
2 Taylor McHargue (2010-13)	7,533 (1,411-6,122)
3 Driphus Jackson (2012-15)	6,722 (810-5,912)
4 Tommy Kramer (1973-76)	6,336 (139-6,197)
5 Randy Hertel (1977-80)	5,751 (-410-6,161)
6 Trevor Cobb (1989-92)	4,948 (4,948-0)
7 Quentis Roper (1985-88)	4,924 (1,029-3,895)
8 Donald Hollas (1987-90)	4,832 (793-4,039)
9 Mark Comalander (1984-87)	4,561 (-219-4,780)
10 Nick Fanuzzi (2009-11)	4,486 (84-4,402)

#### SEASON

SEASON	(RUSH-PASS)
1 Chase Clement (2008)	4,812 (693-4,119)
2 Chase Clement (2007)	3,912 (538-3,377)
3 Tommy Kramer (1976)	3,272 (-45-3,317)
4 Driphus Jackson (2014)	3,243 (401-2,842)
5 Taylor McHargue (2012)	2,874 (665-2,209)
6 Taylor McHargue (2013)	2,809 (464-2,345)
7 Driphus Jackson (2015)	2,515 (167-2,348)
8 Tyler Stehling (2016)	2,358 (308-2,049)
9 Donald Hollas (1989)	2,246 (431-1,815)
10 Bert Emanuel (1992)	2,238 (680-1,558)

#### GAME

GAME	(RUSH-PASS)
1 Chase Clement vs. Tulsa (N 24, 2007)	601 (60-541)
2 Chase Clement vs. UTEP (N 3, 2007)	491 (103-395)
3 Chase Clement vs. Memphis (O 20, 2007)	488 (124-364)
4 Taylor McHargue vs. Marshall (S 22, 2012)	467 (153-314)
5 Chase Clement vs. USM (O 18, 2008)	466 (444-22)
6 Chase Clement vs. Army (N 8, 2008)	459 (87-372)
7 Chase Clement vs. Houston (N 29, 2008)	439 (381-58)
8 Tyler Stehling vs. Prairie View A&M (O 22, 2016)	405 (-2-407)
9 Tommy Kramer vs. SMU (N 6, 1976)	398 (12-386)
Chase Clement vs. Memphis (S 6, 2008)	398 (318-80)

### TOUCHDOWNS

#### CAREER

CAREER	(RUSH-PASS)
1 Chase Clement (2005-08)	124 (25-99)
2 Taylor McHargue (2010-13)	60 (17-43)
3 Driphus Jackson (2012-15)	54 (6-48)
4 Tommy Kramer, (1973-76)	48 (11-37)
5 Randy Hertel, (1977-80)	42 (5-37)
6 Trevor Cobb, (1989-92)	38 (38-0)
7 Mark Comalander (1984-87)	36 (9-27)
Charles Ross (2009-13)	36 (36-0)
9 Kyle Herm, (2000-03)	35 (18-17)
10 Donald Hollas, (1987-90)	34 (19-15)
Bert Emanuel, (1992-93)	34 (11-23)
Robbie Beck, (2000-03)	34 (34-0)

#### SEASON

SEASON	(RUSH-PASS)
1 Chase Clement (2008)	56 (12-44)
2 Chase Clement (2007)	37 (8-29)
3 Tommy Kramer (1976)	25 (4-21)
Chase Clement (2006)	25 (4-21)
Driphus Jackson (2014)	25 (1-24)
6 Taylor McHargue (2012)	23 (11-12)
7 Michael Calhoun (1981)	22 (1-21)
Taylor McHargue (2013)	22 (5-17)
9 Driphus Jackson (2012)	21 (3-18)
10 Donald Hollas (1990)	19 (11-8)
Kyle Herm (2001)	19 (11-8)

#### GAME

GAME	(RUSH-PASS)
1 Chase Clement VS. UTEP (N 3, 2007)	8 (2-6)
2 Griff Vance vs. SMU (N 17, 1916)	6 (6-0)
3 Donald Hollas vs. Texas Tech (O 20, 1990)	5 (4-1)
Greg Henderson vs. Hawai'i (S 18, 2004)	5 (3-2)
Chase Clement at Army (S 30, 2006)	5 (5-0)
Chase Clement vs. Memphis (O 20, 2007)	5 (1-4)
Tyler Stehling vs. Prairie View A&M (O22, 2016)	5 (0-5)

### ALL PURPOSE YARDS

#### TOTAL YARDS

CAREER	(RUSH-REC-RETURN)
1 Trevor Cobb (1989-92)	6,512 (4948-892-672)
2 Michael Perry (1995-98)	5,582 (2496-219-2867)
3 Jarett Dillard (2008-08)	4,169 (-2 -4138-33)
4 Austin Walter (2015-18)	4,095 (1744-803-1548)
5 Charles Ross (2009-13)	3,722 (2580-277-915)
6 Eric Henley (1988-91)	3,405 (337-2199-869)
7 James Sykes (1973-76)	3,284 (1099-785-1400)
8 Austin Trammell (2017-20)	3,191 (98-1744-1349)
9 Quinton Smith (2003-06)	3,055 (2505-448-102)
10 Earl Cooper (1976-79)	2,784 (1583-802-399)

#### SEASON

SEASON	(RUSH-REC-RETURN)
1 Trevor Cobb (1991)	1,844 (1692-136-16)
2 Michael Perry (1997)	1,784 (1034-44-706)
3 Trevor Cobb (1990)	1,674 (1325-312-37)
4 James Casey (2008)	1,682 (241-1329-112)
5 Trevor Cobb (1992)	1,669 (1386-283-0)
6 Quinton Smith (2006)	1,608 (1096-410-102)
7 Austin Walter (2018)	1,580 (564-525-491)
8 Michael Perry (1996)	1,561 (656-9-896)
9 James Sykes (1976)	1,550 (435-653-462)
10 Dicky Maegle (1954)	1,512 (905-198-409)

### GAME (RUSH-REC-RETURN)

1 Trevor Cobb vs. Iowa State (S 28, 1991)	295 (240-39-16)
2 Jeremy Eddington at UTEP (N 24, 2012)	279 (59-10-210)
3 Trevor Cobb vs. Wake Forest (S 1, 1990)	271 (175-75-21)
4 Michael Perry vs. Texas (S 27, 1997)	269 (211-0-58)
5 Austin Walter at Wake Forest (S 29, 2018)	266 (165-32-69)
6 Dicky Maegle vs. Alabama (J 1, 1954)	265 (265-0-0)
7 Charles Ross at Tulane (N 13, 2000)	264 (3-0-261)
8 Antonio Brinkley vs. Lamar (S 28, 1985)	255 (244-11-0)
9 Austin Walter at Hawai'i (S 8, 2018)	254 (25-82-147)
10 Michael Perry at Texas (O 7, 1995)	252 (123-7-122)

### TOTAL PLAYS

#### CAREER (RUSH-PASS-RETURN)

1 Trevor Cobb (1989-92)	1,223 (1091-94-38)
2 Michael Perry (1995-98)	598 (428-14-156)
3 Charles Ross (2009-13)	549 (477-35-37)
4 Earl Cooper (1976-79)	529 (407-101-21)
5 Austin Walter (2015-18)	495 (345-79-71)
6 Quinton Smith (2003-06)	478 (422-50-6)
7 Lorenzo Cyphers (1985-88)	477 (401-75-1)
8 John Coleman (1972-75)	460 (436-24-0)
9 Stahle Vincent (1969-71)	450 (430-20-0)
Spencer George (1993-96)	450 (419-24-7)

#### SEASON (RUSH-PASS-RETURN)

1 Trevor Cobb (1991)	375 (360-14-1)
2 Trevor Cobb (1990)	321 (283-36-2)
3 Trevor Cobb (1992)	301 (279-22-0)
4 Stahle Vincent (1971)	260 (243-17-0)
5 Quinton Smith (2006)	257 (211-40-6)
6 Trevor Cobb (1989)	226 (169-22-35)
7 Charles Ross (2013)	216 (211-5-0)
8 Calvin Fance (1980)	211 (192-19-0)
9 Kevin Trigg (1983)	209 (198-10-1)
10 Kyle Herm (2001)	205 (205-0-0)

#### GAME

1 Trevor Cobb vs. Iowa State (S 28, 1991)	47
2 Trevor Cobb vs. Houston (D 2, 1989)	46
3 Trevor Cobb at SMU (N 9, 1991)	41
4 Trevor Cobb at Arkansas (N 3 1990)	40
Trevor Cobb vs. Houston (N 16, 1991)	40
Trevor Cobb at TCU (O 24, 1992)	40



# Rice Individual Records

## RETURNS

### KICKOFF RETURNS

#### NUMBER OF RETURNS

##### CAREER

1	Michael Perry (1995-98)	109
2	Quentis Roper (1985-88)	73
3	Austin Walter (2015-18)	71
4	Ja'Corey Shepherd (2005-08)	68
5	Sean White (1999-2002)	62
6	James Sykes (1973-76)	52
7	Austin Trammell (2017-20)	49
8	Chuck Latourette (1964-66)	45
9	Shane Turner (2009-10)	44
10	Mike Falco (2003-06)	41

##### SEASON

1	Ja'Corey Shepherd (2008)	41
2	Shane Turner (2009)	37
3	Quentis Roper (1986)	34
4	Trevor Cobb (1989)	33
5	Michael Perry (1997)	31
	Michael Perry (1998)	31
7	Austin Walter (2015)	30
8	Ja'Corey Shepherd (2007)	27
	Andy Erickson (2010)	27
10	Vince Courville (1982)	26

##### GAME

1	Trevor Cobb vs. Houston (D 2, 1989)	11
2	Clint Hatfield at Fresno State (N 3, 2001)	9
	Austin Walter vs. Southern Miss (N 14, 2015)	9
4	Andray Downs at San Jose St. (O 2, 2004)	8
	Shane Turner vs. Navy (O 10, 2009)	8
6	Gordon Wyatt vs. SMU (O 21, 1950)	7
	Michael Perry at Ohio State (S 7, 1996)	7
	Ja'Corey Shepherd vs. Tulsa (N 24, 2007)	7
	Shane Turner vs. Houston (N 29, 2009)	7
	Shane Turner vs. Texas (S 4, 2010)	7
	Charles Ross at Tulane (N 13, 2010)	7

### YARDS

#### CAREER

1	Michael Perry (1995-98)	2,366
2	Quentis Roper (1985-88)	1,683
3	Austin Walter (2015-18)	1,548
4	James Sykes (1973-76)	1,398
5	Ja'Corey Shepherd (2005-08)	1,358
6	Sean White (1999-2002)	1,155
7	Austin Trammell (2017-20)	1,096
8	Shane Turner (2009-10)	1,021
9	Carl Swierc (1971-73)	910
10	Gene Fleming (1962-64)	885

##### SEASON

1	Ja'Corey Shepherd (2008)	885
2	Shane Turner (2009)	881
3	Quentis Roper (1986)	795
4	Michael Perry (1997)	680
5	Michael Perry (1998)	669
6	Austin Walter (2015)	622
7	James Sykes (1973)	601
8	Trevor Cobb (1989)	598
9	Michael Perry (1996)	596
10	Andy Erickson (2010)	564

##### GAME

1	Charles Ross at Tulane (N 13, 2010)	261
2	Jeremy Eddington at UTEP (N 24, 2012)	210
3	Shane Turner at UAB (S 5, 2009)	200
4	Shane Turner vs. Navy (O 10, 2009)	196
5	Andray Downs at San Jose State (O 2, 2004)	189
6	Clint Hatfield at Fresno State (N 3, 2001)	182
7	Austin Walter vs. Southern Miss (N 14, 2015)	176
8	Michael Perry at Texas (S 26, 1998)	170
9	Trevor Cobb vs. Houston (D 2, 1989)	166
10	Quentis Roper vs. Texas State (S 20, 1986)	162
	Michael Perry at Ohio State (S 7, 1996)	162

##### LONGEST RETURN

1	Macon Hughes vs. TCU (N 21, 1970)	99
	Carl Swierc at TCU (N 24, 1973)	99
	James Sykes vs. Montana (S 22, 1973)	99
4	Gene Fleming vs. Texas A&M (N 16, 1963)	98
	James Sykes vs. Montana (S 22, 1973)	98

### PUNT RETURNS

#### NUMBER OF RETURNS

##### CAREER

1	Huey Keeney (1945-48)	81
2	Horton Nesrsta (1951-53)	69
3	Eric Henley (1988-91)	61
4	Michael Perry (1995-98)	47
5	David Ferguson (1963-65)	43
6	Bruce Henley (1971-73)	40
	LaDoughyous McCalla (1994-98)	40

##### SEASON

1	Horton Nesrsta (1952)	44
2	David Ferguson (1964)	34
3	Michael Perry (1996)	25
4	Chuck Latourette (1966)	23

##### GAME

1	Horton Nesrsta at UCLA (O 11, 1952)	8
	Mario Hull vs. Memphis (O 8, 2011)	8

### YARDS

#### CAREER

1	Horton Nesrsta (1951-53)	893
	Huey Keeney (1945-48)	893
3	Michael Perry (1995-98)	501
4	David Ferguson (1963-65)	487
5	Bruce Henley (1971-73)	442

##### SEASON

1	Horton Nesrsta (1952)	536
2	David Ferguson (1964)	381
3	Horton Nesrsta (1951)	315
4	Michael Perry (1996)	300
5	Dicky Maegle (1954)	293

##### GAME

1	Rex Procter vs. New Mexico (O 8, 1949)	142
---	--	-----

##### LONGEST RETURN

1	Fred Jacobs vs. TCU (N 21, 1942)	92
2	Dicky Maegle at Baylor (N 27, 1954)	91
3	LaDoughyous McCalla vs. TCU (N 8, 1997)	84

### INTERCEPTION RETURNS

#### YARDS

##### CAREER

1	Dan Dawson (1998-2001)	352
2	Huey Keeney (1945-48)	200
3	Sean Washington (1991-93)	199
4	Bruce Henley (1971-73)	197
5	Nathan Bennett (1990-93)	190
	LaDoughyous McCalla (1994-98)	190
7	Brian Patterson (1981-83)	179
8	Pinky Nesbit (1952-54)	176
9	Rex Procter (1949-50)	170

##### SEASON

1	Dan Dawson (2000)	206
2	Sean Washington (1992)	153
3	Rex Procter (1950)	150
4	Nathan Bennett (1993)	123
5	Bruce Henley (1971)	109
6	Larry Brune (1975)	104
7	Jason Hebert (1999)	103
8	Brian Patterson (1983)	102
9	Pinky Nesbit (1953)	94

##### GAME

1	Dan Dawson vs. SMU (N 4, 2000)	113
---	--------------------------------	-----

##### LONGEST RETURN

1	Preston Anderson at Georgia Tech (S 30, 1972)	99
2	W.E. Brown vs. TCU (O 30, 1915)	92
3	Larry Brune at Houston (S 13, 1975)	86
4	Brian Patterson vs. Texas A&M (O 22, 1983)	85



# Rice Individual Records

## SCORING & SPECIAL TEAMS

### SCORING

#### TOTAL POINTS

##### CAREER

1	Jarett Dillard (2005-08)	360
2	Chris Boswell (2010-13)	359
3	Trevor Cobb (1989-92)	260
4	Clark Fangmeier (2006-09)	254
5	Charles Ross (2009-13)	216
6	Robbie Beck (2000-03)	210
7	Brennan Landry (2002-05)	184
8	Derek Crabtree (1998-2001)	167
9	Chase Clement (2005-08)	162
10	Froggy Williams (1946-49)	156
	Darik Dillard (2013-16)	156

##### SEASON

1	Jarett Dillard (2006)	126
2	Jarett Dillard (2008)	120
3	James Casey (2008)	116
4	Chris Boswell (2012)	114
5	Benji Wood (1997)	96
6	Trevor Cobb (1992)	92
	Charles Ross (2013)	92
8	Clark Fangmeier (2008)	91
9	Chris Boswell (2013)	89
10	Trevor Cobb (1991)	84
	Jarett Dillard (2007)	84

##### GAME

1	Griff Vance vs. SMU (N 17, 1916)	36 (6 TDs)
2	Butch Blume at Texas Tech (N 4, 1961)	30
		(4 TDs, 6 PATs)

### TOUCHDOWNS

#### CAREER

1	Jarett Dillard (2005-08)	60
2	Trevor Cobb (1989-92)	43
3	Charles Ross (2009-13)	36
4	Robbie Beck (2000-03)	35
5	James Casey (2007-08)	28
6	Chase Clement (2005-08)	26
	Darik Dillard (2013-16)	26
8	Chad Nelson (1994-97)	24
9	Ed Bailey (2001-04)	23
10	Dicky Maegle (1952-54)	22
	Benji Wood (1996-97)	22

##### SEASON

1	Jarett Dillard (2006)	21
2	Jarett Dillard (2008)	20
3	James Casey (2008)	19
4	Benji Wood (1997)	16
	Charles Ross (2013)	16
6	Trevor Cobb (1992)	15
7	Trevor Cobb (1991)	14
	Jarett Dillard (2007)	14
9	Ed Bailey (2004)	13
	Chase Clement (2008)	13

##### GAME

1	Griff Vance vs. SMU (N 17, 1916)	6
2	Charles Ross vs. Louisiana Tech (N 16, 2013)	5
3	Dicky Maegle vs. Cornell (O 2, 1954)	4
	Butch Blume at Texas Tech (N 4, 1961)	4
	Lester Lehman vs. Baylor (D 2, 1967)	4
	Donald Hollas vs. Texas Tech (O 20, 1990)	4
	Benji Wood at Tulane (S 13, 1997)	4
	Robbie Beck at Fresno State (O 25, 2003)	4
	Ed Bailey vs. SMU (O 9, 2004)	4
	Jarett Dillard vs. North Texas (S 27, 2008)	4
	Jeremy Eddington vs. East Carolina (N 20, 2010)	4
	Nahshon Ellerbe vs. Southern Miss (O 11, 2017)	4

### KICKING

#### FIELD GOALS ATTEMPTED

##### CAREER

1	Chris Boswell (2010-13)	88
2	Mark Williams (1970-72)	57
3	Clark Fangmeier (2006-09)	48
4	James Hamrick (1983-85)	47
5	Brennan Landry (2002-05)	40
6	Clint Parsons (1987-90)	36
	Haden Tobola (2015-18)	36
8	Derek Crabtree (1998-2001)	33
9	Alan Pringle (1973-74)	27

##### SEASON

1	Chris Boswell (2012)	29
2	Mark Williams (1972)	27
3	Mark Williams (1971)	22
	James Hamrick (1985)	22

#### FIELD GOALS MADE

##### CAREER

1	Chris Boswell (2010-13)	65
2	James Hamrick (1983-85)	33
3	Mark Williams (1970-72)	30
4	Clark Fangmeier (2006-09)	28
5	Derek Crabtree (1998-2001)	27
6	Haden Tobola (2015-18)	26
7	Clint Parsons (1987-90)	24
8	Brennan Landry (2002-05)	22
9	Alan Pringle (1973-74)	19
10	Darrell Richardson (1991-92)	14

##### SEASON

1	Chris Boswell (2012)	23
2	James Hamrick (1985)	17
	Chris Boswell (2011)	17
4	Mark Williams (1972)	15
5	Chris Boswell (2013)	14
6	Mark Williams (1971)	13
	Clint Parsons (1990)	13
8	Alan Pringle (1973)	12
	Matt Huelsman (1994)	12
10	James Hamrick (1984)	11
	Chris Boswell (2010)	11

##### GAME

1	Chris Boswell vs. SMU (N 17, 2012)	5
2	Joel Baxter vs. TCU (O 10, 1981)	4
	Matt Huelsman at TCU (O 29, 1994)	4
	Chris Boswell at North Texas (S 11, 1994)	4
	Chris Boswell at Kansas (S 8, 2012)	4
6	James Hamrick at Texas (O 5, 1985)	3
	James Hamrick at Texas Tech (O 19, 1985)	3
	James Hamrick vs. Arkansas (N 2, 1985)	3
	Clint Parsons at Notre Dame (N 5, 1988)	3
	Sammy Hartman vs. TCU (O 14, 1989)	3
	Johnny Bagwell vs. Houston (N 26, 1993)	3
	Derek Crabtree at Air Force (N 21, 1998)	3
	Luke Juist at Tulsa (O 30, 2004)	3

#### FIELD GOAL PERCENTAGE

##### CAREER (Minimum 20 Attempts)

1	Derek Crabtree (1998-2001)	81.8 (27-33)
2	Chris Boswell (2010-13)	73.9 (65-88)
3	Haden Tobola (2015-18)	72.2 (26-36)
4	Alan Pringle (1973-74)	70.4 (19-27)
5	James Hamrick (1983-86)	70.2 (33-47)
6	Clint Parsons (1987-90)	66.7 (24-36)
7	Darrell Richardson (1991-92)	63.6 (14-22)

#### SEASON (Minimum 9 Attempts)

1	Haden Tobola (2018)	90.9 (10-11)
2	Derek Crabtree (1999)	88.9 (8-9)
3	Clint Parsons (1990)	86.7 (13-15)
4	Chris Boswell (2011)	81.0 (17-21)
5	Alan Pringle (1973)	80.0 (12-15)
	Alvaro Arenas (1975)	80.0 (8-10)
	Chris Barnes (2019)	80.0 (8-10)
8	Chris Boswell (2012)	79.3 (23-29)
9	James Hamrick (1985)	77.3 (17-22)
10	Joel Baxter (1981)	75.0 (9-12)

#### LONGEST FIELD GOALS

##### (50 Yards or More)

1	James Hamrick at Texas Tech (O 19, 1985)	57
	Chris Boswell at Louisiana Tech (S 15, 2012)	57
3	Chris Boswell vs. SMU (N 17, 2012)	56
	Chris Boswell vs. Kansas (S 14, 2013)	56
5	James Hamrick at SMU (N 5, 1983)	55
6	James Hamrick at Air Force (S 21, 1985)	54
	Chris Boswell vs. Tulane (N 19, 2011)	54
8	Joel Baxter vs. Baylor (N 13, 1982)	53
	James Hamrick at Texas (O 5, 1985)	53
	Luke Juist vs. Navy (O 22, 2005)	53
	Chris Boswell vs. UCLA (A 30, 2012)	53
	Chris Boswell vs. SMU (N 17, 2012)	53
13	Robert Hubble vs. LSU (S 27, 1980)	52
	Mike Ruff at Texas Tech (O 21, 1995)	52
	Scott Grimes at Houston (S 4, 1999)	52
	Derek Crabtree at SMU (N 24, 2001)	52
17	James Hamrick at Houston (D 1, 1984)	51
	Glen Ray Hines at Indiana (S 12, 1987)	51
	Chris Boswell at Houston (O 27, 2011)	51
	Chris Boswell vs. Tulane (N 19, 2011)	51
	Chris Boswell vs. SMU (N 17, 2012)	51
	Chris Boswell at UTEP (N 24, 2012)	51
	Haden Tobola at LSU (N 17, 2018)	51
24	Max Webb vs. TCU (N 19, 1960)	50
	Chris Boswell at North Texas (S 11, 2010)	50
	Chris Boswell at North Texas (S 11, 2010)	50
	Chris Boswell at New Mexic St. (O 19, 2013)	50

#### PATs ATTEMPTED

##### CAREER

1	Clark Fangmeier (2006-09)	181
2	Chris Boswell (2010-13)	172
3	Brennan Landry (2002-05)	124
4	Derek Crabtree (1998-2001)	89
5 (*)	Froggy Williams (1946-49)	75
6	Darrell Richardson (1991-92)	65
	Haden Tobola (2015-18)	65
8	Wes Hansen (1976-79)	62
9	Mike Ruff (1994-96)	55
10	Scott Grimes (1996-99)	53

(\*) - PAT attempts unavailable. PATs Made Only included.

##### SEASON

1	Clark Fangmeier (2008)	73
2	Chris Boswell (2013)	49
3	Clark Fangmeier (2007)	47
	Chris Boswell (2012)	47
5	Chris Boswell (2010)	44
6	Scott Grimes (1997)	39
7	Mike Ruff (1996)	36
8	Darrell Richardson (1992)	35
	Johnny Bagwell (1993)	35
	Clark Fangmeier (2006)	35

# Rice Individual Records

## SPECIAL TEAMS

### KICKING

#### PATs MADE CAREER

1	Clark Fangmeier (2006-09)	179
2	Chris Boswell (2010-13)	164
3	Brennan Landry (2002-05)	118
4	Derek Crabtree (1998-2001)	86
5	Froggy Williams (1946-49)	75
6	Darrell Richardson (1991-92)	62
7	Haden Tzobola (2015-18)	61
8	Wes Hansen (1976-79)	58
9	Mike Ruff (1994-96)	55
10	Mark Williams (1970-72)	49

#### SEASON

1	Clark Fangmeier (2008)	73
2	Chris Boswell (2013)	47
3	Clark Fangmeier (2007)	46
4	Chris Boswell (2012)	45
5	Chris Boswell (2010)	41
6	Mike Ruff (1996)	36
7	Johnny Bagwell (1993)	35
	Clark Fangmeier (2006)	35
9	Darrell Richardson (1992)	34
10	Brennan Landry (2003)	34

#### GAME

1	Clark Fangmeier vs. North Texas (S 27, 2008)	11
2	Derek Crabtree vs. Tulsa (N 10, 2001)	8
	Clark Fangmeier vs. UTEP (N 3, 2007)	8
	Clark Fangmeier vs. SMU (A 29, 2008)	8
	Clark Fangmeier vs. Houston (N 29, 2008)	8
	Chris Boswell vs. East Carolina (N 20, 2010)	8
	Haden Tobola vs. Prairie View A&M (O 22, 2016)	8
8	Johnny Bagwell vs. Iowa State (S 25, 1993)	7
	Derek Crabtree vs. San Jose State (O 16, 1999)	7
	Brennan Landry vs. Nevada (N 1, 2003)	7
	Brennan Landry at Louisiana Tech (N 27, 2003)	7
	Brennan Landry at San Jose State (O 2, 2004)	7
	Clark Fangmeier at UTEP (N 1, 2008)	7
	Chris Boswell vs. Louisiana Tech (N 16, 2013)	7

### PUNTING

#### PUNTS CAREER

1	Dale Walters (1980-83)	287
2	Huey Keeney (1945-48)	236
3	Travis Hale (1999-2002)	231
4	Kyle Martens (2008-11)	230
5	Mike Landrum (1973-75)	228
6	Tucker Phillips (1992-96)	220
7	Steve Gleaves (1977-79)	217
8	Jack Fox (2015-18)	212
9	Kosse Johnson (1951-53)	205

#### SEASON

1	Steve Gleaves (1977)	86
2	Mike Landrum (1973)	84
3	Bucky Allshouse (1969)	83
4	Kosse Johnson (1951)	82
	Kosse Johnson (1952)	82
	Dale Walters (1983)	82

#### GAME

1	Kosse Johnson at TCU (N 24, 1951)	12
	Kosse Johnson vs. LSU (O 4, 1952)	12
	Bucky Allshouse vs. LSU (S 27, 1969)	12
	Bucky Allshouse at Texas (O 25, 1969)	12
	Bobby Schrader vs. Houston, (D 2, 1989)	12
	Jack Fox vs. UAB (O 13, 2018)	12

### YARDS

#### CAREER

1	Dale Walters (1980-83)	11,242
2	Kyle Martens (2008-11)	9,890
3	Travis Hale (1999-2002)	9,387
4	Jack Fox (2015-18)	9,207
5	Mike Landrum (1973-75)	9,043
6	Tucker Phillips (1992-96)	9,002
7	Huey Keeney (1945-48)	8,949
8	Steve Gleaves (1977-79)	8,506
9	James Farrimond (2012-15)	8,386
10	Jared Scruggs (2003-06)	8,276

### SEASON

1	Jack Fox (2018)	3,636
2	Dale Walters (1983)	3,452
3	Kyle Martens (2011)	3,403
4	Mike Landrum (1973)	3,323
5	Steve Gleaves (1977)	3,296
6	Bucky Allshouse (1969)	3,182
7	Kosse Johnson (1951)	3,056

### PUNTING AVERAGE

#### CAREER

1	Jack Fox (2015-18)	43.4
2	Kyle Martens (2008-11)	43.0
3	<b>Charlie Mendes (2020-)</b>	<b>42.8</b>
4	James Farrimond (2012-15)	42.4
5	Jared Scruggs (2003-06)	41.4
6	Tucker Phillips (1992-96)	40.9
7	Travis Hale (1999-2002)	40.6
8	Steve Kidd (1983-86)	40.4
9	Mark Williams (1970-72)	40.0
10	Mike Landrum (1973-75)	39.7
11	Steve Gleaves (1977-79)	39.20

#### SEASON

1	Kyle Martens (2010)	45.98
2	Steve Kidd (1985)	45.94
3	Tucker Phillips (1996)	45.91
4	Jared Scruggs (2003)	45.90
5	Jack Fox (2018)	45.5
6	Chris Barnes (2019)	44.8
7	Jack Fox (2017)	44.21
8	Mark Bundage (2009)	44.19
9	Tucker Phillips (1995)	43.6
	Kyle Martens (2009)	43.6
	Kyle Martens (2011)	43.6

#### GAME (Minimum 5 Attempts)

1	Jared Scruggs vs. Tulsa (N 8, 2003)	52.4
2	Tucker Phillips at BYU (N 9, 1996)	51.4
3	James Farrimond at UTEP (N 6, 2015)	51.2
4	Kyle Martens vs. Purdue (S 9, 2011)	50.1
5	Kyle Martens vs. Tulsa (O 3, 2009)	50.0
	Kyle Martens vs. Northwestern (S 18, 2010)	50.0
7	Steve Kidd at Texas (O 5, 1985)	49.7
	Jared Scruggs vs. UTEP (O 29, 2005)	49.7
9	Travis Hale at Boise State (N 9, 2002)	49.6
10	Huey Keeney vs. Baylor (N 30, 1946)	49.4

### LONGEST PUNTS

1	Dale Walters vs. Arkansas (O 31, 1981)	84
2	Tommy Lewis at Texas A&M (O 23, 1976)	80
	Dale Walters at Arkansas (O 30, 1982)	80
	Clint Parsons at TCU (O 13, 1990)	80

# Rice Year-by-Year Leaders

## RUSHING

YEAR	PLAYER	ATT.	YARDS	AVG.	TD	LP
1951	Teddy Riggs	114	639	5.6	4	—
1952	Kosse Johnson	108	592	5.5	-	—
1953	Kosse Johnson (*)	187	944	5.1	-	—
1954	Dicky Maegle (*)	144	905	6.3	11	—
1955	Jerry Hall	55	255	4.6	1	—
1956	Raymond Chilton	92	405	4.4	2	—
1957	King Hill	90	446	5.0	5	—
1958	Pat Bailey	63	342	5.4	2	—
1959	Bill Bucek	117	511	4.3	4	—
1960	Robert Wayt	83	392	4.7	2	21
1961	Roland Jackson	88	415	4.4	5	18
1962	Paul Piper	85	387	4.5	3	—
1963	Paul Piper	128	475	3.7	3	—
1964	Gene Fleming	103	395	3.8	1	81
1965	Lester Lehman	101	422	4.2	1	—
1966	Robby Shelton	150	607	4.1	6	51
1967	Terry Shelton	133	651	4.9	5	42
1968	Terry Conley	182	681	3.8	8	20
1969	Mike Spruill	101	440	4.4	8	64
1970	Stahle Vincent	91	453	5.0	1	55
1971	Stahle Vincent	243	945	3.9	3	53
1972	Gary Ferguson	160	639	4.0	1	37
1973	Gary Ferguson	99	385	3.9	1	21
1974	Gary Ferguson	117	417	3.8	1	30
1975	John Coleman	172	782	4.6	3	22
1976	James Sykes	100	435	4.4	5	39
1977	Earl Cooper	135	598	4.4	7	—
1978	Earl Cooper	95	350	3.7	3	24
1979	Earl Cooper	146	536	3.7	5	70
1980	Calvin Fance	192	730	3.8	4	35
1981	Tim Sanders	116	408	3.5	0	15
1982	Tim Sanders	111	379	3.4	0	16
1983	Kevin Trigg	198	579	2.9	3	29
1984	Larry Collins	88	358	4.1	1	16
1985	Antonio Brinkley	168	860	5.1	4	73
1986	Marc Scott	94	325	3.5	2	23
1987	Lorenzo Cyphers	170	751	4.4	5	48
1988	Lorenzo Cyphers	163	516	3.2	3	16
1989	Trevor Cobb	169	545	3.2	3	32
1990	Trevor Cobb	283	1325	4.7	10	62
1991	Trevor Cobb (*)	360	1692	4.7	14	79
1992	Trevor Cobb (*)	279	1386	5.0	11	64
1993	Yoncy Edmonds	199	941	4.7	7	50
1994	Spencer George	185	804	4.3	4	54
1995	Yoncy Edmonds	84	490	5.8	2	75
1996	Chad Nelson	128	801	6.3	11	56
1997	Michael Perry (^)	162	1034	6.4	10	66
1998	Chad Richardson	181	746	4.1	6	60
1999	Chad Richardson	203	831	4.1	11	60
2000	Jamie Tyler	95	400	4.2	5	39
2001	Kyle Herm	205	897	4.4	11	42
2002	Robbie Beck	120	601	5.0	8	47
2003	Thomas Lott	98	714	7.3	3	49
2004	Ed Bailey	208	1021	4.9	12	41
2005	Quinton Smith	140	902	6.4	5	58
2006	Quinton Smith	211	1096	5.2	10	69
2007	Chase Clement	144	535	3.7	8	59
2008	C.J. Ugokwe	167	809	4.8	2	47
2009	Charles Ross	97	491	5.1	11	54
2010	Sam McGuffie	197	883	4.5	6	50
2011	Tyler Smith	155	860	5.5	5	97#
2012	Charles Ross	147	800	5.4	5	64
2013	Charles Ross	211	1280	6.1	15+	48
2014	Jowan Davis	245	956	3.9	6	54
2015	Darik Dillard	135	698	5.2	5	34
2016	Samuel Stewart	76	479	6.3	3	42
2017	Nahshon Ellerbe	85	437	4.8	6	26
2018	Austin Walter	133	564	4.2	4	65
2019	Aston Walter	145	771	5.3	8	64
2020	Khalan Griffin	72	249	3.5	0	20
2021	Ari Broussard	116	569	4.9	3	40

(\*) Led SWC in rushing; (^) Led WAC in rushing  
 (#) School and C-USA Record

## PASSING

YEAR	PLAYER	COMP.-ATT.	PCT.	YDS.	TD-INT.	LP
1951	Dan Drake	51-109	48.8	859	11-9	—
1952	Dan Drake	49-129	38.0	630	4-9	—
1953	Leroy Fenstemaker	21-58	36.2	328	0-3	—
1954	Pinky Nisbet	37-62	59.7	419	3-4	—
1955	Pinky Nisbet	25-49	51.0	339	1-4	—
1956	Frank Ryan	60-109	55.0	704	4-7	—
1957	King Hill	44-82	53.7	798	4-5	—
1958	Alvin Hartman	22-51	43.1	429	5-5	—
1959	Bill Bucek	20-55	36.4	259	1-4	—
1960	Billy Cox	45-80	56.3	510	3-7	—
1961	Randall Kerbow	37-79	46.8	505	3-6	—
1962	Randall Kerbow	53-143	37.1	703	7-14	—
1963	Walter McReynolds	53-117	45.3	728	7-7	65
1964	Walter McReynolds	58-111	52.2	675	8-8	34
1965	David Ferguson	44-109	40.4	584	1-7	—
1966	Robert Hailey	72-149	48.3	859	2-12	42
1967	Robert Hailey	111-222	50.0	1437	6-16	—
1968	Robby Shelton	53-109	48.6	594	2-10	—
1969	Stahle Vincent	51-100	51.0	556	3-7	—
1970	Philip Wood	39-112	34.8	489	5-9	—
1971	Bruce Gadd	87-180	48.3	1061	6-18	53
1972	Bruce Gadd (*)	171-323	52.6	2075	11-22	37
1973	Tommy Kramer	58-139	41.7	705	2-7	53
1974	Tommy Kramer	67-170	39.4	857	6-10	55
1975	Tommy Kramer (*)	113-226	50.0	1328	8-16	41
1976	Tommy Kramer (^)	269-501	53.7	3317	21-19	80
1977	Randy Hertel	156-356	43.8	1620	9-24	—
1978	Randy Hertel	156-279	55.9	1677	12-11	—
1979	Randy Hertel (*)	147-294	50.0	1652	7-24	68
1980	Randy Hertel	102-192	53.1	1212	10-9	41
1981	Michael Calhoun	98-233	42.1	1480	21-15	45
1982	Doug Johnson	79-162	48.8	936	6-14	45
1983	Philip Money	97-197	49.2	1131	4-11	42
1984	Kerry Overton (*)	117-271	43.2	1593	7-16	75
1985	Mark Comalander	100-182	55.0	1232	7-6	63
1986	Mark Comalander	116-219	53.0	1430	8-15	80
1987	Mark Comalander	102-214	47.7	1191	7-13	53
1988	Quentis Roper	135-271	49.8	1607	7-9	63
1989	Donald Hollas	156-276	56.5	1815	5-9	53
1990	Donald Hollas	151-265	57.0	1808	8-18	62
1991	Greg Willig	75-141	53.2	974	5-5	46
1992	Bert Emanuel	94-180	52.2	1558	11-6	80
1993	Bert Emanuel	118-204	57.8	1521	12-4	69
1994	Josh LaRocca	65-130	50.0	806	9-8	47
1995	Josh LaRocca	59-118	50.0	807	4-5	77
1996	Chad Richardson	9-43	20.9	259	2-1	69
1997	Chad Nelson	20-50	40.0	526	2-3	76
1998	Chad Richardson	34-91	37.4	598	2-3	52
1999	Chad Richardson	36-88	41.9	563	7-5	39
2000	Ben Wulf	30-66	45.5	449	4-3	68
2001	Kyle Herm	72-142	50.7	1121	8-2	64
2002	Kyle Herm	42-86	48.8	685	4-3	69
2003	Greg Henderson	37-81	45.7	485	2-7	69
2004	Greg Henderson	33-76	43.4	487	3-8	55
2005	Chase Clement	53-124	42.7	582	5-6	51
2006	Chase Clement	153-265	57.7	1707	21-5	80
2007	Chase Clement	300-508	59.1	3277	29-16	61
2008	Chase Clement	326-490	66.5	4119	44-7	80
2009	Nick Fanuzzi	162-270	60.0	1598	11-8	80
2010	Nick Fanuzzi	151-241	62.7	1681	11-9	59
2011	Nick Fanuzzi	112-193	58.0	1123	7-2	67
2012	Taylor McHargue	194-325	59.7	2209	12-5	50
2013	Taylor McHargue	169-324	52.2	2345	17-8	75
2014	Driphus Jackson	191-331	57.7	2842	24-8	88
2015	Driphus Jackson	185-316	58.5	2348	18-7	60
2016	Tyler Stehling	194-316	61.4	2049	12-7	64
2017	Jackson Tyner	46-97	47.4	598	2-5	70
2018	Shawn Stankavage	124-219	56.6	1328	10-10	68
2019	Tom Stewart	92-153	60.1	1054	8-2	45
2020	Mike Collins	53-86	61.6	802	10-1	72
2021	Jake Constantine	126-206	61.2	1622	8-7	73

(\*) Led SWC and NCAA in passing; (^) Led SWC in passing

## RECEIVING

YEAR	PLAYER	REC.	YDS.	AVG.	TD	LP
1951	Bill Howton	33	747	22.6	7	—
1952	Jack Day	20	301	15.0	-	—
1953	Dan Hart	15	239	15.9	1	—
1954	Dicky Maegle	18	198	11.0	0	—
1955	Marshall Crawford	11	172	15.6	1	—
1956	Buddy Dial	21	357	17.0	5	—
1957	Buddy Dial (*)	21	508	24.2	4	—
1958	Buddy Dial	19	264	13.9	4	—
1959	Thomas Stellman	7	108	15.4	0	—
	Bill Bucek	7	69	9.9	1	—
1960	Johnny Burrell	20	266	13.3	3	30
1961	Johnny Burrell	7	133	19.0	1	34
1962	Gene Raesz	29	363	12.5	2	—
1963	Jerry Kelley	17	225	13.2	3	—
	John Sylvester	15	251	16.7	2	—
1964	Billy Hale	14	170	12.1	1	—
1965	Tommy Tyner	27	295	10.9	1	20
1966	Glen Hine	29	323	11.1	1	28
1967	Larry Davis	54	708	13.1	-	38
1968	Larry Davis	31	410	13.2	4	39
1969	Bob Brown	35	375	10.7	3	46
1970	Macon Hughes	13	116	8.9	1	—
	Mike Phillips	12	192	16.0	0	—
1971	Gary Butler	27	397	14.7	2	52
1972	Gary Butler (*)	45	708	15.7	1	34
1973	Ed Lofton	39	534	13.7	3	53
1974	Ed Lofton (*)	42	483	11.5	2	56
1975	Ed Lofton	31	261	8.4	0	33
	Kenneth Roy	26	351	13.5	2	41
1976	James Sykes (*)	76	653	8.6	2	80
	David Houser	52	931	17.8	5	52
1977	David Houser	55	795	14.5	5	—
1978	Doug Cunningham	39	430	11.0	1	44
	David Houser	38	481	12.7	7	41
1979	Earl Cooper (*)	47	463	9.9	2	68
1980	Robert Hubble	38	482	12.7	2	24
1981	Hosea Fortune	29	489	16.9	6	39
1982	Melvin Robinson	34	584	17.2	1	54
1983	Ricky Askew	25	337	13.5	0	28
1984	Melvin Robinson	46	593	12.9	3	34
1985	Darrick Wells	36	612	17.0	5	67
1986	Kenny Major	38	409	10.8	3	39
1987	Lorenzo Cyphers	31	187	6.0	1	28
	Mike Boudousquie	30	394	13.1	1	40
1988	Mike Boudousquie	38	657	17.3	4	63
1989	Eric Henley	81	900	11.1	5	53
1990	Eric Henley	48	607	12.7	5	38
1991	Eric Henley	31	410	13.2	4	27
1992	Louis Balady	31	552	17.8	4	80
1993	Jimmy Lee	36	365	10.1	2	25



# Rice Year-by-Year Leaders

## TACKLES

YEAR	PLAYER	PRIMARY	ASSIST	TOTAL
1974	Randy Piel	83	48	131
1975	Larry Brune	64	44	108
1976	NA			
1977	NA			
1978	NA			
1979	Lamont Jefferson	51	55	106
1980	Robert Williamson	131	65	196
1981	Dan Foster	68	42	110
	Richard Gray	67	43	110
1982	Wayne Harpold	88	48	136
1983	Joel Rios	47	35	82
1984	Danny Burgess	51	38	89
1985	Danny Burgess	52	43	95
1986	Danny Burgess	73	36	109
1987	Kyle Falk	64	19	83
1988	O.J. Brigance	90	38	128
1989	O.J. Brigance	58	46	104
1990	O.J. Brigance	49	60	109
1991	Tony Barker	78	49	127
1992	Emmett Waldron	38	64	102
1993	Emmett Waldron	67	36	103
1994	Joe Davis	79	34	113
1995	Larry Izzo	80	41	121
1996	Thomas Benford	59	20	79
1997	Rashad Reynolds	60	23	83
1998	Dan Dawson	52	29	81
1999	Jason Hebert	53	30	83
2000	Dan Dawson	33	55	88
	Rashard Pittman	25	63	88
2001	Jason Hebert	68	35	103
2002	Jeff Vanover	59	33	92
2003	Terry Holley	68	24	92
2004	Adam Herrin	51	23	74
2005	John Syptak	42	30	72
2006	Brian Raines	85	33	118
2007	Andrew Sendejo	73	34	107
2008	Andrew Sendejo	61	33	94
2009	Travis Bradshaw	90	31	121
2010	Corey Frazier	61	22	83
2011	Cameron Nwosu	58	50	108
2012	Paul Porras	64	29	93
2013	Michael Kutzler	52	44	96
2014	Alex Lyons	44	27	71
2015	Alex Lyons	39	38	77
2016	Emmanuel Ellerbee	70	48	118
2017	Emmanuel Ellerbee	68	52	120
2018	George Nyakwol	41	26	67
2019	Blaze Alldredge	55	47	102
2020	Blaze Alldredge	21	26	47
2021	Elijah Garcia	26	41	67

## TOTAL OFFENSE

YEAR	PLAYER	RUSH	PASS	YARDS	G/AVG.
1951	Dan Drake	-151	859	708	70.8
1952	Kosse Johnson	592	11	603	60.3
1953	Kosse Johnson	944	1	945	94.5
1954	Dicky Maegle	905	0	905	90.5
1955	Pinky Nisbet	83	339	422	42.2
1956	Frank Ryan	101	704	805	80.5
1957	*King Hill	446	78	1244	124.4
1958	Alvin Hartman	85	429	514	51.4
1959	Bill Bucek	511	259	770	77.0
1960	Billy Cox	106	510	616	61.6
1961	Randall Kerbow	249	505	754	75.4
1962	Randall Kerbow	27	703	730	73.0
1963	Walter McReynolds	81	728	809	80.9
1964	Walter McReynolds	37	675	712	71.2
1965	David Ferguson	408	584	992	99.2
1966	Robby Shelton	607	328	935	93.5
1967	Robert Hailey	8	1437	1445	144.5
1968	Robby Shelton	479	594	1073	107.3
1969	Stahle Vincent	277	556	833	83.3
1970	Philip Wood	356	489	845	84.5
1971	Stahle Vincent	945	38	983	89.4
1972	Bruce Gadd (*)	-74	2075	2001	181.9
1973	Tommy Kramer	4	705	709	64.5
1974	Tommy Kramer	-37	847	810	73.6
1975	Tommy Kramer (*)	217	1328	1545	140.5
1976	Tommy Kramer (^)	-45	3317	3272	297.5
1977	Randy Hertel	-159	1620	1461	132.8
1978	Randy Hertel	-58	1677	1619	147.2
1979	Randy Hertel	-195	1652	1457	132.5
1980	Randy Hertel	-8	1212	1204	120.4
1981	Michael Calhoun	338	1480	1818	165.3
1982	Doug Johnson	72	936	1008	168.0
1983	Philip Money	-33	1131	1098	99.8
1984	Kerry Overton	27	1593	1620	147.3
1985	Mark Comalander	-76	1232	1156	192.7
1986	Mark Comalander	-47	1430	1383	125.7
1987	Quentis Roper	306	884	1190	108.2
1988	Quentis Roper	315	1607	1922	174.7
1989	Donald Hollas	431	1815	2246	249.6
1990	Donald Hollas	195	1808	2003	182.1
1991	Trevor Cobb	1692	0	1692	153.8
1992	Bert Emanuel	680	1558	2238	203.5
1993	Bert Emanuel	476	1521	1997	181.6
1994	Josh LaRocca	323	806	1129	112.9
1995	Josh LaRocca	198	807	1005	143.6
1996	Chad Nelson	801	257	1058	96.2
1997	Chad Nelson	953	526	1479	134.5
1998	Chad Richardson	746	598	1344	134.4
1999	Chad Richardson	831	563	1394	126.7
2000	Corey Evans	395	271	666	83.2
2001	Kyle Herm	897	1121	2018	168.2
2002	Kyle Herm	416	685	1101	100.1
2003	Greg Henderson	615	485	1100	100.0
2004	Greg Henderson	566	487	1053	117.0
2005	Joel Armstrong	555	554	1109	100.8
2006	Chase Clement	481	1707	2188	273.5
2007	Chase Clement	535	3377	3912	326.0
2008	Chase Clement	693	4119	4812	370.2
2009	Nick Fanuzzi	-1	1598	1597	159.7
2010	Nick Fanuzzi	13	1681	1694	169.4
2011	Taylor McHargue	124	1072	1196	132.9
2012	Taylor McHargue	667	2209	2876	239.7
2013	Taylor McHargue	464	2345	2809	200.6
2014	Driphus Jackson	401	2842	3243	249.5
2015	Driphus Jackson	167	2348	2515	209.6
2016	Tyler Stehling	309	2049	2358	214.4
2017	Miklo Smalls	308	623	931	155.2
2018	Shawn Stankavage	47	1328	1375	137.5
2019	Tom Stewart	35	1054	1089	108.9
2020	Mike Collins	-25	802	777	259.0
2021	Jake Constantine	-7	1622	1615	501.9

(\*) Led NCAA and SWC in total offense; (^) Led SWC in total offense  
 Jake Constantidddd

## ALL-PURPOSE YARDS

YEAR	PLAYER	YARDS	RUSH	REC.	RET.	PLAYS
1953	Kosse Johnson	1316	944	129	243	202
1954	Dicky Maegle	1512	905	198	409	183
1955	Jerry Hall	360	255	3	102	67
1956	Raymond Chilton	516	405	63	48	101
1957	King Hill	529	446	0	83	97
1958	Gordon Speer	491	241	91	159	77
1959	Bill Bucek	737	511	69	157	135
1960	Bob Wayt	739	392	132	215	113
1961	Butch Blume	653	308	77	268	82
1962	Ronnie Graham	743	202	66	475	90
1963	Gene Fleming	988	270	85	633	101
1964	Gene Fleming	748	395	87	266	125
1965	Chuck Latourette	1005	408	138	459	130
1966	L.V. Benningfield	831	597	71	163	148
1967	Terry Shelton	820	651	146	23	145
1968	Tony Conley	757	681	76	0	190
1969	Mike Spruill	561	440	44	77	107
1970	Macon Hughes	655	79	116	460	45
1971	Stahle Vincent	1041	945	96	0	260
1972	Gary Ferguson	861	639	191	31	186
1973	James Sykes	819	204	12	603	62
1974	James Sykes	555	246	17	292	79
1975	John Coleman	861	782	79	0	179
1976	James Sykes (*)	1550	435	653	462	194
1977	David Houser	801	0	795	6	56
1978	Earl Cooper	959	350	210	399	140
1979	Earl Cooper	999	536	463	0	193
1980	Calvin Fance	907	730	177	0	211
1981	Hosea Fortune	489	0	489	0	29
1982	Melvin Robinson	794	11	584	199	53
1983	Kevin Trigg	638	579	39	20	209
1984	Melvin Robinson	706	81	593	32	62
1985	Antonio Brinkley	1299	860	164	275	193
1986	Quentis Roper	1071	230	0	841	115
1987	Lorenzo Cyphers	938	751	187	0	202
1988	Eric Henley	1150	330	283	537	132
1989	Trevor Cobb	1325	545	161	619	226
1990	Trevor Cobb (*)	1674	1325	312	37	321
1991	Trevor Cobb (*)	1844	1692	136	16	375
1992	Trevor Cobb (*)	1669	1386	283	0	301
1993	Yoncy Edmonds	1027	941	86	0	209
1994	Spencer George	936	804	132	0	199
1995	Michael Perry	931	282	53	596	86
1996	Michael Perry	1561	656	9	896	172
1997	Michael Perry (^)	1784	1034	44	706	197
1998	Michael Perry	1306	524	113	669	143
1999	Chad Richardson	831	831	0	0	203
2000	Sean White	577	134	24	396	59
2001	Clint Hatfield	974	361	19	594	94
2002	Robbie Beck	623	601	22	0	121
2003	Thomas Lott	831	714	15	102	109
2004	Ed Bailey	1050	1021	27	2	232
2005	Quinton Smith	942	902	40	0	147
2006	Quinton Smith	1608	1096	410	102	257
2007	Jarett Dillard	1057	0	1057	0	79
2008	James Casey	1682	241	1329	112	182
2009	Shane Turner	901	24	-4	881	49
2010	Sam McGuffie	1277	883	382	0	236
2011	Tyler Smith	1169	860	309	0	194
2012	Charles Ross	898	800	98	0	157
2013	Charles Ross	1317	1280	37	0	216
2014	Jowan Davis	1064	956	108	0	258
2015	Austin Walter	1097	437	8	652	110
2016	Austin Walter	727	343	51	327	97
2017	Austin Walter	697	400	219	78	93
2018	Austin Walter	1580	564	525	491	195
2019	Austin Trammell	1168	13	726	360	91
2020	Jake Bailey	477	16	276	185	34
2021	Jake Bailey	728	14	714	0	57

(\*) Led SWC; (^) Led WAC in All-Purpose yards



# Rice Year-by-Year Leaders

## KICKOFF RETURNS

YEAR	PLAYER	No.	Yds.	AVG.	LP	TD
1953	Kosse Johnson	8	224	28.0	—	—
1954	Morris Stone	7	145	20.7	—	—
1955	Virgil Mutschink	5	116	23.2	—	—
1956	Bobby Williams	8	155	19.4	—	—
1957	Larry Dueitt	5	180	36.0	—	—
1958	Larry Dueitt	7	146	20.9	—	—
1959	Robert Wayt	8	156	19.5	—	—
1960	Robert Wayt	6	158	26.3	—	—
1961	Robert Wayt	9	205	22.8	—	—
1962	Ronnie Graham (*)	20	418	20.9	—	—
1963	Gene Fleming	13	391	30.3	98	—
1964	Gene Fleming	12	201	16.7	—	0
1965	Chuck Latourette	21	459	21.8	76	—
1966	Chuck Latourette	18	297	16.5	31	—
1967	Macon Hughes	14	325	23.2	—	—
1968	Charles Robinson (*)	21	425	20.2	32	0
1969	Dale Bernauer	19	352	10.5	24	0
1970	Macon Hughes (*)	15	460	30.7	—	—
1971	Carl Swierc	12	279	23.3	—	—
1972	Carl Swierc	11	220	20.0	—	—
1973	James Sykes (*)	21	601	28.6	99	1
1974	James Sykes (*)	11	292	26.6	97	1
1975	Ardie Segars	14	237	16.9	34	0
1976	James Sykes (*)	18	462	25.7	98	1
1977	Charlie Taylor (*)	18	412	22.9	—	0
1978	Earl Cooper	21	399	19.0	—	0
1979	Frank Wilson	12	188	15.7	—	0
1980	Alvin Runnells	11	221	20.1	—	0
1981	Melvin Robinson	9	160	17.8	—	0
1982	Vince Courville	26	524	20.2	68	0
1983	Marc Scott	11	182	16.5	35	0
1984	Antonio Brinkley	19	383	20.2	90	1
1985	Antonio Brinkley	12	275	22.9	73	0
1986	Quentis Roper (*)	34	795	23.4	45	0
1987	Quentis Roper	19	438	23.1	39	0
1988	Eric Henley	24	410	17.1	32	0
1989	Trevor Cobb	33	598	18.1	30	0
1990	Nathan Bennett	22	471	21.4	55	0
1991	Nathan Bennett	16	331	20.7	38	0
1992	Donald Allen	17	358	21.1	42	0
1993	Jimmy Lee	16	318	19.9	47	0
1994	Kris Armstrong	11	240	21.8	30	0
1995	Michael Perry	23	421	18.3	31	0
1996	Michael Perry	24	596	24.8	41	0
1997	Michael Perry	31	680	21.9	39	0
1998	Michael Perry	31	669	21.6	45	0
1999	Sean White	19	400	21.1	49	0
2000	Sean White	22	359	16.3	27	0
2001	Clint Hatfield	23	551	24.0	78	0
2002	Sean White	18	359	19.9	39	0
2003	Marcus Battle	16	289	18.1	31	0
2004	Andray Downs	18	437	24.3	53	0
2005	Andray Downs	18	338	18.8	34	0
2006	Mike Falco	21	461	22.0	45	0
2007	Ja'Corey Shepherd	27	473	17.5	39	0
2008	Ja'Corey Shepherd	41	885	21.6	43	0
2009	Shane Turner	37	881	23.8	52	0
2010	Andy Erickson	27	546	20.9	43	0
2011	Jeremy Eddington	21	435	20.7	41	0
2012	Jeremy Eddington	9	306	34.0	97	1
2013	Malcolm Hill	11	237	21.5	33	0
2014	Brandon Hamilton	16	365	22.8	43	0
2015	Austin Walter	30	652	21.7	74	0
2016	Austin Walter	17	327	19.2	33	0
2017	Austin Trammell	17	332	19.5	38	0
2018	Austin Walter	18	491	27.3	46	0
2019	Austin Trammell	15	299	19.9	33	0
2020	Jake Bailey	7	145	20.7	39	0
2021	Sean Fresch	13	317	24.4	33	0

(\*) Led SWC in kickoff returns

## PUNT RETURNS

YEAR	PLAYER	No.	Yds.	AVG.	LP	TD
1951	Horton Nestrsta	21	315	15.0	—	—
1952	Horton Nestrsta (#)	44	526	12.2	—	—
1953	Dicky Maegle	17	194	11.4	—	—
1954	Dicky Maegle (#)	15	293	19.5	—	—
1955	Page Rogers	7	55	7.9	—	—
1956	Dan Shuford	2	53	26.5	—	—
1957	Bobby Williams	8	138	17.3	—	1
1958	Gordon Speer	6	49	8.1	—	—
1959	Gordon Speer (*)	13	178	13.7	—	1
1960	Robert Wayt	9	57	6.3	—	—
	Butch Blume	6	86	14.3	—	—
1961	Butch Blume	14	142	10.1	—	—
1962	Ron Hatfield	11	149	13.5	—	—
1963	Gene Fleming	23	242	10.5	44	—
1964	David Ferguson	34	381	11.2	71	1
1965	Ronnie Cervenka	11	72	6.5	14	—
1966	Chuck Latourette	23	297	12.9	60	1
1967	Ronnie Sollock	15	159	10.6	—	—
1968	Dickie Phillips	9	22	2.4	6	0
1969	Gilbert King	7	17	2.7	13	0
	Philip Wood	4	79	19.8	43	0
1970	Chris Hale	17	146	8.6	—	0
1971	Gilbert King	22	222	10.1	—	—
1972	Bruce Henley	21	263	12.5	—	—
1973	Bruce Henley	18	88	4.9	24	0
1974	David Houser (*)	13	153	11.8	61	0
1975	Gary Cox	8	106	13.3	70	0
1976	David Houser	8	30	3.8	18	0
1977	Cedrick Johnson	12	87	7.3	—	0
1978	David Houser	3	-6	-2.0	—	0
1979	Steve Pasterchick	17	81	4.8	—	0
1980	Mike Firestone	10	35	3.5	—	0
1981	Brian Mica	10	24	2.4	—	0
1982	Melvin Robinson	12	152	12.7	38	0
1983	Melvin Robinson	12	57	4.8	20	0
1984	Todd Jones	15	73	4.9	13	0
1985	Todd Jones	16	84	7.6	12	0
1986	Darrell Goolsby	11	48	4.4	21	0
1987	Darrell Goolsby	11	60	5.5	11	0
1988	Eric Henley	15	127	8.5	24	0
1989	Eric Henley	21	109	5.2	22	0
1990	Eric Henley	21	162	7.7	36	0
1991	Nathan Bennett	16	83	5.2	12	0
1992	Donald Allen	21	252	12.0	40	0
1993	Nathan Bennett	15	83	5.5	46	0
1994	Byron Coston	4	79	19.8	38	0
	Emerson Allen	13	99	7.6	21	0
1995	Michael Perry	19	175	9.2	19	0
1996	Michael Perry	25	300	12.0	67	1
1997	LaD. McCalla	22	194	8.8	84	1
1998	LaD. McCalla	16	178	11.1	52	0
1999	Jason Hebert	16	96	6.0	12	0
2000	Kyle Herm	9	50	5.6	27	0
2001	Dan Dawson	11	58	5.3	13	0
2002	Kevin Ford	15	100	6.7	18	0
2003	Will Galusha	17	116	6.8	22	0
2004	Lance Byrd	12	98	8.2	24	0
2005	Brandon King	14	80	5.7	37	0
2006	Brandon King	13	115	8.8	19	0
2007	Ja'Corey Shepherd	22	120	5.5	20	0
2008	James Casey	14	112	8.0	32	0
2009	Andrew Sendejo	9	129	14.3	47	0
2010	Andy Erickson	8	58	7.2	14	0
2011	Mario Hull	16	163	10.2	8	0
2012	Dennis Parks	13	42	3.2	18	0
2013	Bryce Callahan	18	114	6.3	23	0
2014	Bryce Callahan	10	77	7.7	25	0
2015	Samuel Stewart	9	67	7.4	26	0
2016	Nahshon Ellerbe	8	33	4.1	19	0
2017	Austin Trammell	10	78	7.8	35	0
2018	Austin Trammell	5	18	3.6	19	0
2019	Austin Trammell	14	130	9.3	34	0
2020	Austin Trammell	5	27	5.4	23	0
2021	Sean Fresch	10	99	9.9	48	0

(\*) Led SWC; (#) Led NCAA and SWC in punt returns.

## INTERCEPTION RETURNS

YEAR	PLAYER	No.	Yds.	AVG.	LP	TD
1953	Pinky Nisbet	4	94	23.5	—	—
1954	Morris Stone	3	39	13.0	—	—
1955	Jerry Hall	3	28	9.3	—	—
	Pinky Nisbet	2	78	39.0	—	—
1956	Bobby Williams	2	7	3.5	—	—
1957	King Hill	4	49	12.3	—	—
1958	Bill Bucek	5	84	16.8	—	—
1959	Gordon Speer	4	54	13.5	—	—
1960	Butch Blume	2	54	27.0	—	—
1961	Butch Blume (*)	4	94	23.5	—	—
1962	Billy Hale	2	43	21.5	—	—
1963	Gene Fleming	2	45	22.5	—	—
1964	David Ferguson	4	45	11.3	—	—
1965	Ronnie Cervenka	2	10	5.0	—	—
1966	Chuck Latourette	3	68	22.7	—	—
1967	Hugo Hollas	5	62	12.4	—	0
1968	Randy Jinks	3	18	6.0	—	0
1969	David Keys	4	18	4.5	10	0
1970	Chris Hale	5	73	14.6	—	—
1971	Bruce Henley	6	109	18.2	—	—
1972	Bruce Henley (*)	7	88	12.6	—	—
1973	Preston Anderson	4	25	6.3	—	0
1974	Randy Piel	2	15	7.5	15	0
1975	Larry Brune (*)	6	104	17.3	86	1
1976	Ardie Segars	2	26	13.0	26	0
1977	Don Parrish	4	2	0.5	—	0
1978	Michael Downs	5	76	15.2	—	0
1979	Rickey Thomas	2	6	3.0	—	0
1980	Michael Downs	3	58	19.3	—	0
1981	Brian Patterson	4	77	19.3	—	0
1982	Alvin Rettig	4	43	10.8	—	0
1983	Brian Patterson	4	102	25.5	85	1
1984	Dwayne Holmes	5	69	13.8	43	1
1985	Ed Freeny	2	37	18.5	19	0
1986	William McClay	4	37	9.3	32	0
1987	William McClay	3	13	4.3	13	0
1988	Otha Latin	1	25	25.0	25	0
	Terry Thornton	1	5	5.0	5	0
	Everett Coleman	1	0	0.0	0	0
1989	David Griffin	6	10	1.7	10	0
1990	Robert Summerlin	3	26	8.7	19	0
	Greg King	3	0	0.0	0	0
1991	Tony Barker	5	90	18.0	34	0
1992	Sean Washington	4	153	38.3	60	2
1993	Nathan Bennett (*)	6	123	20.5	39	1
1994	Aaron Stanley	1	23	23.0	23	0
	Joe Davis	1	12	12.0	12	0
	Derrick Williams	1	8	8.0	8	0
	Warrick Franklin	1	0	0.0	0	0
	Jeff Sowell	1	0	0.0	0	0
1995	Warrick Franklin	3	25	8.3	22	1
1996	Jason Winship	1	60	60.0	60	1
	LaD. McCalla	1	39	39.0	39	0
	Tony Washington	1	30	30.0	30	0
	Karlon Bedford	1	27	27.0	27	0
	Aaron Stanley	1	17	17.0	17	0
	Warrick Franklin	1	11	11.0	11	0
	Rashad Reynolds	1	0	0.0	0	0
1997	LaD. McCalla	5	81	16.2	37	0
1998	LaD. McCalla	4	44	11.0	27	0
1999	Jason Hebert	4	103	25.8	46	0
2000	Dan Dawson (#)	7	206	29.4	68	1
2001	Jason Hebert	4	0	0.0	0	0
2002	Antwan Shell	2	2	1.0	5	0

# Rice Year-by-Year Leaders

	Ja'Corey Shepherd	2	2	1.0	2	0
2007	Andrew Sendejo	5	92	18.4	30	1
2008	Andrew Sendejo	3	55	18.3	55	1
	Chris Douglas	3	50	16.7	40	1
2009	Jarrett Ben	2	14	7.0	14	0
2010	Travis Bradshaw	2	11	5.5	8	0
2011	Xavier Webb	2	52	26.0	29	0
2012	Paul Porras	2	75	37.5	75	1
	Cameron Nwosu	2	27	13.5	19	0
	Bryce Callahan	2	0	0.0	0	0
	Julius White	2	0	0.0	0	0
2013	Phillip Gaines	4	2	0.5	1	0
2014	Ryan Pollard	2	66	33.0	60	1
	Bryce Callahan	2	43	21.5	28	0
2015	Zach Espinosa	2	37	18.5	37	0
2016	Destri White	1	23	23.0	23	1
	V.J. Banks	1	0	0.0	0	0
	J.T. Blasingame	1	0	0.0	0	0
	Emmanuel Ellerbee	1	0	0.0	0	0
	D' Angelo Ellis	1	0	0.0	0	0
2017	Brandon Douglas-Dotson	1	75	75	0	1
	Cole Thomas	1	5	5.0	5	0
	Justin Bickham	1	0	0.0	0	0
2018	Prudy Calderon	4	67	16.8	32	0
2019	Naeem Smith	2	1	0.5	1	0
	Treshawn Chamberlain	2	0	0.0	0	0
2020	Naeem Smith	1	36	36.0	36	1
	Treshawn Chamberlain	1	21	21.0	21	0
	Blaze Alldredge	1	16	16.0	16	0
	Andrew Bird	1	6	6.0	6	0
	Miles McCord	1	0	0.0	0	0
	Josh Percy	1	0	0.0	0	0
2021	Naeem Smith	4	22	5.5	15	0

(\*) Led SWC; (#) Led WAC in interceptions

## SCORING

YEAR	PLAYER	TDs (R-P-RT)	PAT	PAT2	FG	TP
1951	Bill Howton	0-7-0				42
1952	Kosse Johnson	5-0-0				30
1953	Kosse Johnson (*)	10-0-0		2		62
1954	Dicky Maegle (*)	11-0-1				72
1955	Jerry Hall	1-1-1				18
1956	Buddy Dial	0-5-0				30
1957	King Hill (*)	5-0-0	17-22			47
1958	Bill Bucek	1-0-0	12-14		4-7	30
1959	Bill Bucek	4-1-0	2-4		0-3	32
1960	Billy Cox	6-0-0				30
1961	Butch Blume (*)	5-1-0	20-22		6-9	74
1962	Randall Kerbow	2-0-0	15-15		1-2	30
1963	Larry Rice		13-19		4-6	25
1964	Gene Fleming	1-4-0				30
1965	Chuck Latourette	5-0-1				36
1966	Robby Shelton	6-0-0		1		38
1967	Lester Lehman	5-0-0				30
	Terry Shelton	5-0-0				30
1968	Terry Conley	8-0-0				48
1969	Mike Spruill	8-0-0				48
1970	Mark Williams		22-22		2-8	28
1971	Mark Williams		9-10		13-22	48
1972	Mark Williams		18-18		15-27	63
1973	Alan Pringle		14-14		12-15	50
1974	Alan Pringle		8-9		7-12	29
1975	Alvaro Arenas		20-20		8-20	44
1976	Kenneth Roy	0-9-0				54
1977	Earl Cooper	7-1-0		1-1		50
1978	David Houser	0-7-0		1-1		44
1979	Earl Cooper	5-2-0				42
1980	Stanley Sam		20-21		6-12	38
1981	Joel Baxter		16-17		9-12	43
1982	Joel Baxter		14-16		4-7	26
1983	Kevin Trigg	3-0-0		1-1		20
1984	James Hamrick		20-23		11-16	53
1985	James Hamrick		18-20		17-22	69
1986	Darrell Goolsby	0-4-0				24
1987	Glen Ray Hines		19-25		10-17	49
1988	Clint Parsons		14-16		9-17	41
1989	Donald Hollas	7-0-0				42
1990	Donald Hollas	11-0-0				66
1991	Trevor Cobb	14-0-0				84
1992	Trevor Cobb	11-4-0		1-1		92
1993	Johnny Bagwell		35-35		10-16	65
1994	Matt Huelsman		17-18		12-18	53
1995	Mike Ruff		19-19		9-14	46
1996	Chad Nelson	11-0-0				66
1997	Benji Wood (#)	16-0-0				96
1998	Jamie Tyler	8-0-0				48
1999	Chad Richardson	11-0-0		1-2		68
2000	Derek Crabtree		26-28		8-12	50
2001	Kyle Herm	11-0-0				66
2002	Brennan Landry		31-33		8-15	55
2003	Robbie Beck	12-0-0				72
2004	Ed Bailey	12-1-0				78
2005	John Wall	7-0-0				42
2006	Jarett Dillard	0-21-0				126
2007	Jarett Dillard	0-14-0				84
2008	Jarett Dillard	0-20-0				120
2009	Charles Ross	11-0-0				66
2010	Chris Boswell		41-44		11-17	74
2011	Chris Boswell		31-32		17-21	82
2012	Chris Boswell		45-47		23-29	114
2013	Charles Ross	15-1-0				96
2014	Darik Dillard	11-1-0				72
2015	Haden Tobola		28-28		8-13	52
2016	Haden Tobola		31-34		7-11	52
2017	Nahshon Ellerbe	6-0-0				36
2018	Jack Fox		23-23		5-12	38
2019	Aston Walter	8-2-0				60
2020	Austin Trammell	0-6-1				38
2021	Jordan Myers	8-1-0				54

(\*) Led SWC; (#) Led WAC; (+) Led Conference USA

## PUNTING

YEAR	PLAYER	No.	Yds.	Avg.	LP	Blk
1951	Kosse Johnson	82	3056	37.3	—	-
1952	Kosse Johnson	82	2886	35.2	—	3
1953	Kosse Johnson	41	1405	34.3	—	-
1954	Pinky Nisbet	30	1135	37.8	—	-
1955	King Hill (*)	28	1108	39.6	—	-
1956	King Hill	28	972	34.7	—	-
1957	King Hill	29	1042	35.9	—	-
1958	Pat Bailey	31	1192	38.5	—	-
1959	Gordon Speer	32	1199	37.4	—	-
1960	Roland Jackson	22	839	37.6	—	-
1961	Robert Wayt	40	1541	38.5	—	-
1962	Gene Fleming	60	2040	34.0	—	-
1963	Gene Fleming	45	1663	36.9	65	-
1964	Chuck Latourette	71	2682	37.7	—	-
1965	Chuck Latourette	57	2134	37.4	58	-
1966	Chuck Latourette	60	2251	37.5	78	-
1967	Dan Van Winkle	30	1130	37.3	—	-
1968	Dan Van Winkle	25	935	37.4	54	-
1969	Bucky Allshouse	83	3182	38.3	62	-
1970	Bucky Allshouse	57	2090	36.7	—	-
1971	Mark Williams (*)	63	2602	41.3	53	0
1972	Mark Williams (*)	58	2254	38.8	59	-
1973	Mike Landrum	84	3323	39.6	79	0
1974	Mike Landrum	77	2976	38.7	70	1
1975	Mike Landrum	67	2744	41.0	64	0
1976	Tommy Lewis	68	2435	35.8	80	3
1977	Steve Gleaves	86	3296	38.3	—	1
1978	Steve Gleaves	60	2339	39.0	73	0
1979	Steve Gleaves	71	2871	40.4	61	0
1980	Dale Walters	64	2274	35.5	71	1
1981	Dale Walters	78	3045	39.4	84	2
1982	Dale Walters	63	2471	39.2	80	2
1983	Dale Walters	82	3452	42.1	67	1
1984	DeWayne Burnett	47	1845	39.3	59	0
1985	Steve Kidd (*)	55	2527	46.0	67	0
1986	Steve Kidd	56	2072	37.0	63	0
1987	Glen Ray Hines	52	1852	35.6	56	3
1988	Clint Parsons	51	1965	38.5	61	1
1989	Bobby Schrader	63	2366	37.6	55	1
1990	Clint Parsons	52	2148	41.3	80	2
1991	Darrell Richardson	58	2280	39.3	66	0
1992	Darrell Richardson	60	2257	37.6	52	0
1993	Tucker Phillips	57	2050	36.0	55	1
1994	Tucker Phillips	48	1855	38.7	64	0
1995	Tucker Phillips (*)	57	2487	43.6	70	0
1996	Tucker Phillips	53	2433	45.9	62	1
1997	Scott Grimes	45	1796	39.9	63	0
1998	Victor Young	25	962	38.5	65	1
1999	Travis Hale	53	2198	41.5	64	2
2000	Travis Hale (^)	54	2256	41.8	55	0
2001	Travis Hale	66	2581	39.1	77	0
2002	Travis Hale	58	2052	40.6	57	2
2003	Jared Scruggs (^)	51	2341	45.9	73	0
2004	Jared Scruggs	38	1433	37.7	55	1
2005	Jared Scruggs	48	2056	42.8	57	1
2006	Jared Scruggs	63	2444	38.8	61	1
2007	Luke Juist	67	2618	39.1	74	1
2008	Kyle Martens	51	1953	38.3	57	0
2009	Mark Brundage	26	1149	44.2	63	0
	Kyle Martens	48	2094	43.6	63	0
2010	Kyle Martens	52	2391	46.0	71	0
2011	Kyle Martens	78	3403	43.0	65	0
2012	Taylor Cook	39	1419	36.4	65	0
2013	James Farrimond	71	2989	42.1	66	0
2014	James Farrimond	68	2853	42.2	67	0
2015	James Farrimond	59	2544	43.1	69	0
2016	Jack Fox	75	3053	40.7	58	1
2017	Jack Fox (+)	57	2520	44.2	62	0
2018	Jack Fox (+)	80	3636	45.5	76	1
2019	Chris Barnes	35	1569	44.8	66	0
2020	Charlie Mendes	21	898	42.8	59	1
2021	Charlie Mendes	61	2557	41.9	66	1

(\*) Led SWC; (^) Led WAC in punting; (+) Led C-USA

# Rice vs. Teams in AP Poll

YEAR	DATE	OPP	SCORE	YEAR	DATE	OPP	SCORE	YEAR	DATE	OPP	SCORE
1937	Oct. 30	12 Auburn	W, 13-7		Oct. 6	4 Penn State	L, 7-18		Nov. 10	17 SMU	L, 17-31
	Nov. 6	16 Arkansas	W, 26-6		Oct. 27	1 Texas	T, 14-14	1985	Oct. 5	@ 20 Texas	L, 16-44
	Jan. 1	16 Colorado	W, 28-14		Nov. 10	@ 6 Arkansas	L, 14-28		Nov. 2	14 Arkansas	L, 15-30
1938	Nov. 19	2 TCU	L, 7-29	1963	Oct. 26	@ 1 Texas	L, 6-10		Nov. 16	@ 17 Baylor	L, 10-34
1939	Nov. 8	2 Texas A&M	L, 0-19	1964	Oct. 24	6 Texas	L, 3-6	1986	Oct. 25	@ 10 Texas A&M	L, 10-45
1940	Oct. 26	12 Texas	W, 13-0		Nov. 7	@ 4 Arkansas	L, 0-21		Nov. 1	@ 13 Arkansas	L, 14-45
	Nov. 16	@ 3 Texas A&M	L, 0-25	1965	Sept. 25	@ 7 LSU	L, 14-42	1986	Nov. 15	18 Baylor	L, 17-23
	Dec. 7	16 SMU	L, 6-7		Oct. 23	@ 5 Texas	W, 20-17	1987	Sept. 19	@ 4 LSU	L, 16-49
1941	Oct. 25	@ 2 Texas	L, 0-40		Nov. 6	2 Arkansas	L, 0-31	1988	Oct. 29	@ 11 Arkansas	L, 14-21
	Nov. 15	4 Texas A&M	L, 6-19	1966	Oct. 1	@ 10 Tennessee	L, 3-23		Nov. 5	@ 1 Notre Dame	L, 11-54
	Nov. 22	@ 19 TCU, 0-0			Oct. 8	2 UCLA	L, 24-27		Nov. 26	@ 14 Houston	L, 14-45
1942	Oct. 24	15 Texas	L, 7-12		Nov. 5	@ 8 Srkansas	L, 20-31	1989	Oct. 28	21 Texas A&M	L, 7-45
	Nov. 21	18 TCU	W, 26-0	1968	Sept. 28	14 LSU	L, 7-21		Nov. 4	11 Arkansas	L, 17-38
1943	Oct. 23	@ 16 Texas	L, 0-58		Oct. 5	15 Tennessee	L, 0-52	1989	Dec. 2	13 Houston	L, 0-64
1943	Nov. 13	14 Texas A&M	L, 0-20		Oct. 26	13 Texas	L, 14-38	1990	Sept. 29	@ 13 Houston	L, 22-24
1945	Oct. 27	@ 9 Texas	W, 7-6		Nov. 9	@ 14 Arkansas	L, 21-46	1991	Oct. 12	@ 8 Baylor	W, 20-17
1946	Oct. 6	3 Texas	W, 18-13	1969	Oct. 25	@ 2 Texas	L, 0-31		Nov. 2	12 Texas A&M	L, 21-38
	Jan. 1	8 Tennessee	W, 8-0		Nov. 8	4 Arkansas	L, 6-30	1992	Oct. 17	@ 5 Texas A&M	L, 9-35
1947	Oct. 25	3 Texas	L, 0-12	1970	Oct. 24	2 Texas	L, 21-45	1993	Sept. 4	@ 18 Ohio State	L, 7-34
1948	Oct. 16	14 SMU	L, 7-33		Nov. 7	@ 7 Arkansas	L, 14-38		Oct. 23	11 Texas A&M	L, 10-38
1949	Oct. 15	@ 10 SMU	W, 41-27	1971	Sept. 18	17 USC	L, 0-24	1994	Oct. 16	12 Texas	W, 19-17
	Oct. 22	@ 10 Texas	W, 17-15		Oct. 2	@ 16 :SU	L, 3-38		Oct. 22	@ 6 Texas A&M	L, 0-7
	Nov. 26	9 Baylor	W, 21-7		Oct. 23	@ 16 Texas	L, 10-39	1995	Sept. 23	@ 18 LSU	L, 7-52
	Jan. 2	9 North Carolina	W, 27-13		Nov. 6	16 Arkansas	T, 24-24		Oct. 7	@ 20 Texas	L, 13-37
1950	Oct. 21	3 SMU	L, 21-42	1972	Oct. 7	8 LSU	L, 6-12		Oct. 21	@ 25 Texas Tech	L, 26-31
	Oct. 28	7 Texas	L, 7-35		Oct. 28	10 Texas	L, 9-45		Nov. 9	18 Texas A&M	L, 10-17
	Nov. 18	@ 12 Texas A&M	W, 21-13		Nov. 4	18 Texas Tech	L, 6-10	1996	Sept. 7	@ 10 Ohio State	L, 7-70
1951	Oct. 20	@ 15 SMU	W, 28-7	1973	Sept. 15	@ 18 Houston	L, 6-24		Nov. 2	20 Utah	W, 51-10
	Oct. 27	@ 10 Texas	L, 6-14		Sept. 29	@ 10 LSU	L, 9-24		Nov. 9	@ 12 BYU	L, 0-49
	Nov. 10	20 Arkansas	W, 6-0		Oct. 13	9 Notre Dame	L, 0-28	1997	Oct. 11	21 BYU	W, 27-14
	Dec. 1	9 Baylor	L, 13-34		Oct. 27	@ 19 Texas	L, 13-55	1998	Nov. 21	@ 20 Air Force	L, 16-22
1952	Oct. 11	@ 11 UCLA	L, 0-20		Nov. 3	@ 15 Texas Tech	L, 6-19	1999	Sept. 11	@ 6 Michigan	L, 3-37
	Oct. 25	20 Texas	L, 7-20	1974	Sept. 14	19 Houston	L, 0-21	2000	Sept. 9	@ 3 Michigan	L, 7-38
	Nov. 1	18 Wisconsin	L, 7-21		Sept. 28	17 LSU	T, 10-10		Sept. 23	@ 17 Oklahoma	L, 14-42
1953	Sept. 19	15 Florida	W, 20-16		Oct. 12	@ 6 Notre Dame	L, 3-10		Oct. 28	@ 11 TCU	L, 0-37
	Oct. 31	19 Kentucky	L, 13-19		Oct. 26	13 Texas	L, 6-27	2001	Sept. 20	@ 4 Nebraska	L, 3-48
	Nov. 28	17 Baylor	W, 41-19		Nov. 2	13 Texas Tech	W, 21-7	2002	Sept. 7	@ 15 Michigan St	L, 10-27
1954	Oct. 9	@ 3 Wisconsin	L, 7-13		Nov. 16	@ 10 Texas A&M	L, 7-37	2003	Sept. 20	13 Texas	L, 7-48
	Nov. 6	@ 4 Arkansas	L, 15-28		Nov. 30	@ 16 Baylor	L, 3-24	2004	Sept. 25	@ 5 Texas	L, 13-35
	Nov. 27	@ 9 Baylor	W, 20-14	1975	Oct. 25	@ 8 Texas	L, 9-41		Nov. 13	@ 23 UTEP	L, 28-35
1955	Oct. 8	16 Clemson	W, 21-7		Nov. 15	3 Texas A&M	L, 14-33	2005	Sept. 17	@ 2 Texas	L, 10-51
	Nov. 12	9 Texas A&M	L, 12-20	1976	Sept. 25	@ 15 LSU	L, 0-31	2006	Sept. 16	8 Texas	L, 7-52
	Nov. 19	@ 7 TCU	L, 0-35		Oct. 16	10 Texas Tech	L, 13-37		Sept. 23	@ 18 Florida State	L, 7-55
1956	Nov. 17	@ 5 Texas A&M	L, 7-21		Oct. 30	@ 14 Arkansas	L, 16-41	2007	Sept. 22	@ 7 Texas	L, 14-58
	Nov. 24	18 TCU	L, 17-20		Nov. 27	7 Houston	L, 20-42	2008	Sept. 20	@ 7 Texas	L, 10-52
	Dec. 1	@ 15 Baylor	L, 13-46	1977	Sept. 17	19 Florida	L, 3-48	2009	Sept. 19	@ 16 Oklahoma St	L, 24-41
1957	Oct. 5	17 Stanford	W, 34--7		Oct. 1	@ 8 Texas	L, 15-72		Nov. 28	@ 25 Houston	L, 14-73
	Oct. 12	5 Duke	L, 6-7		Oct. 15	@ 15 Texas Tech	L, 7-42	2010	Sept. 4	5 Texas	L, 17-34
	Oct. 26	@ 19 Texas	L, 14-19		Oct. 22	12 Texas A&M	L, 14-28	2011	Sept. 24	@ 17 Baylor	L, 31-56
	Nov. 9	12 Arkansas	W, 13-7		Oct. 29	8 Arkansas	L, 7-30		Oct. 27	@ 18 Houston	L, 34-73
	Nov. 16	1 Texas A&M	W, 7-6	1978	Sept. 9	20 Iowa State	L, 19-23	2013	Aug. 31	@ 7 Texas A&M	L, 31-52
	Jan. 1	8 Navy	L, 7-20		Sept. 16	7 Texas	L, 0-34	2014	Sept. 13	@ 7 Texas A&M	L, 10-38
1958	Oct. 4	14 Purdue	L, 0-24		Sept. 23	@ 3 Oklahoma	L, 7-66		Aug. 30	@ 17 Notre Dame	L, 17-48
	Oct. 18	@ 16 SMU	W, 13-7		Sept. 30	11 LSU	L, 7-37		Nov. 1	@ 21 Marshall	L, 14-41
	Oct. 25	4 Texas	W, 34-7		Nov. 4	@ 17 Arkansas	L, 7-37	2015	Sept. 26	5 Baylor	L, 17-70
	Nov. 8	3 Army	L, 7-14		Dec. 2	@ 9 Houston	L, 25-49	2016	Sept. 16	21 Baylor	L, 10-38
	Nov. 22	7 TCU	L, 10-21	1979	Sept. 29	3 Oklahoma	L, 21-63		Nov. 26	@ 24 Stanford	L, 17-41
1959	Sept. 19	@ 1 LSU	L, 3-26		Oct. 6	@ 4 Texas	L, 9-26	2017	Aug. 26	14 Stanford	L, 7-62
	Oct. 10	17 Florida	T, 13-13		Nov. 3	9 Arkansas	L, 7-34	2018	Nov. 17	@ 10 LSU	L, 10-42
	Oct. 17	15 SMU	T, 13-13		Nov. 17	@ 20 Baylor	L, 14-45	2019	Sept. 14	12 Texas	L, 13-48
	Oct. 24	@ 3 Texas	L, 6-28		Dec. 1	10 Houston	L, 0-63	2020	Dec. 5	@ 15 Marshall	W, 20-0
	Oct. 31	12 Clemson	L, 0-19	1980	Oct. 4	5 Texas	L, 28-41				
1959	Nov. 7	16 Arkansas	L, 10-14		Nov. 8	18 SMU	L, 14-34				
	Nov. 21	@ 10 TCU	L, 6-35		Nov. 15	12 Baylor	L, 6-16				
1960	Sept. 24	13 Georgia Tech	L, 13-16	1981	Sept. 12	@ 8 Texas	L, 3-31				
	Oct. 8	@ 18 Florida	W, 10-0		Oct. 31	20 Arkansas	L, 7-41				
	Oct. r 22	16 Texas	W, 7-0		Nov. 7	@ 10 SMU	L, 12-33				
	Nov. 5	@ 16 Arkansas	L, 0-3	1982	Oct. 15	Texas	L, 7-34				
	Nov. 26	@ 19 Baylor	L, 7-12		Nov. 6	2 SMU	L, 14-41				
	Jan. 2	3 Mississippi	L, 6-14	1983	Oct. 1	@ 2 Texas	L, 6-42				
1961	Sept. 23	5 LSU	W, 16-3		Nov. 5	@ 8 SMU	L, 6-20				
	Oct. 28	@ 3 Texas	L, 7-34	1984	Sept. 29	@ 16 Miami (FL)	L, 3-38				
1962	Sept. 29	@ 5 LSU	T, 6-6		Oct. 6	1 Texas	L, 13-38				



# Postseason Honors

## DOAK WALKER AWARD

1991 Trevor Cobb (RB)

## RICE ALL-AMERICANS

1934 Bill Wallace (B)  
 1944 H.J. Nichols (G)  
 1946 Weldon Humble (G)  
 1949 Froggy Williams (E)  
 1949 Joe Watson (C)  
 1951 Bill Howton (E)  
 1953 John Hudson (T)  
 1953 Kosse Johnson (B)  
 1954 Dicky Maegle (HB)  
 1957 King Hill (QB)  
 1958 Buddy Dial (E)  
 1964 Malcolm Walker (C)  
 1976 Tommy Kramer (QB)  
 1985 Steve Kidd (P)  
 1991 Trevor Cobb (RB)  
 1992 Trevor Cobb (RB)  
 1997 Charles Torello (OG)  
 2006 Jarett Dillard (WR)  
 2008 Jarett Dillard (WR)  
 2010 Kyle Martens (P)

## FRESHMAN ALL-AMERICA

1996 Rod Beavan (OL)  
 2007 James Casey (WR)  
 2008 Travis Bradshaw (DB)  
 2011 Bryce Callahan (CB)  
 Mario Hull (KR)

## CFA SCHOLAR-ATHLETE TEAM

1991 Trey Teichelman (OG)  
 1992 Joey Wheeler (LB)  
 1995 Jay Lamy (DB)

## COSIDA ACADEMIC ALL-AMERICAN

1952 Richard Chapman (DG)  
 1953 Richard Chapman (DG)  
 1954 Dicky Maegle (B)  
 1960 Boyd King (G)  
 1969 Steve Bradshaw (DG)  
 1979 LaMont Jefferson (LB)  
 1983 Brian Patterson (DB)  
 1988 Mike Boudousquie (WR)  
 1992 Joey Wheeler (LB)  
 1995 Jay Lamy (DB)  
 1996 Jason Winship (DT)  
 1997 Benji Wood (RB)  
 2000 Travis Ortega (DB)  
 2008 James Casey (TE)  
 2010 Travis Bradshaw (DB)  
 2014 Brian Nordstrom (DL)

## FORT WORTH KIWANIS

### SPORTSMANSHIP AWARD

1958 Buddy Dial (E)  
 1976 Tommy Kramer (QB)  
 1980 Randy Hertel (QB)  
 1990 Donald Hollas (QB)

## AMERICAN SPIRIT AWARD

1987 Danny Burgess (LB)  
 1988 Courtney Hall (C)  
 1991 Trey Teichelman (OG)  
 1992 Trevor Cobb (RB)

## SWC ACADEMIC HONOR TEAM

1987 Mike Boudousquie, Jeff Hood,  
 Brent Knapton  
 1988 Donald Hollas, Jeff Hood,  
 John Isaac  
 1989 Paul Brotze, Donald Hollas,

Allen Koch

1990 Donald Hollas, Bill Stone,  
 Trey Teichelman  
 1991 Joel Dawson, Trey Teichelman,  
 Joey Wheeler  
 1992 Joey Wheeler,  
 Tom Hetherington,  
 Charles Gulbranson  
 1993 Tom Hetherington, Jeff Mercer,  
 Jeffrey Sowell  
 1994 Bobby Dixon, Brynton Goynes,  
 Josh LaRocca  
 1995 Bobby Dixon, Josh LaRocca,  
 Jeremy Thigpen

## WAC ACADEMIC ALL-CONFERENCE

1996 David Grenardo, Mike Ruff  
 Larry Thompson, Jason Winship,  
 Benji Wood  
 1997 Matt Baldwin, Jeremy Bates,  
 Blair Brown, David Grenardo,  
 Travis Ortega, Judd Smith,  
 Paul Thomas, Benji Wood,  
 Victor Young  
 1998 Matt Baldwin, Mike Gingrich,  
 Billy Harvin, Andrew Hughes,  
 Jake Jackson, Travis Ortega,  
 Judd Smith, Adam Williams,  
 Joe Bob Thompson,  
 Victor Young  
 1999 Matt Baldwin, Mike Gingrich,  
 Billy Harvin, Jake Jackson,  
 Travis Ortega, Judd Smith,  
 Matt Webber, Adam Williams,  
 Joe Bob Thompson, Victor Young  
 2000 Billy Harvin, Evan Meeks,  
 Jake Jackson, Travis Ortega,  
 Joe Bob Thompson, Matt Webber  
 2001 Rene Aninao, Jonathan Chism,  
 Dan Dawson, Billy Harvin,  
 Evans Meeks, Joe Bob Thompson,  
 Matt Webber  
 2002 Jonathan Chism, Rob Daniel,  
 Chris DeMunbrun,  
 Vincent Hawkins, Ross Huebel,  
 Michael Merrick, Brandon Skeen,  
 Edgar Vega, Ben Wiggins  
 2003 John Brock, David Carter  
 Andrew Cates, Jonathan Chrism  
 Rob Daniel, Chris DeMunbrun,  
 Matt Ginn, Ross Huebel,  
 Michael Merrick, Brandon Skeen,  
 John Syptak, Edgar Vega,  
 Ben Wiggins  
 2004 Joel Armstrong, Raymorris Barnes,  
 Bio Bilaye-Benibo, David Carter,  
 Jonathan Cary, Buck Casson,  
 Rob Daniel, Matt Ginn, Andy Hall,  
 Robby Heos, Ross Huebel,  
 John Syptak, Edgar Vega,  
 Joe Don Wood

## ALL-CONFERENCE USA ACADEMIC TEAM

2007 Robbie Heos, Andrew Sendejo  
 2008 James Casey, Andrew Sendejo  
 2009 Travis Bradshaw  
 Clark Fangmeier  
 Andrew Sendejo  
 2010 Travis Bradshaw  
 Brandon Long  
 Cheta Ozougwu  
 2011 Scott Solomon  
 Matt Nordstrom  
 2012 Tanner Leland

2013 Tanner Leland  
 Paul Porras  
 2014 James Farrimond  
 James Hairston  
 Brian Nordstrom  
 2015 Darik Dillard  
 2016 Emmanuel Ellerbee  
 2017 D.J. Green  
 2019 Blaze Alldredge  
 2020 Blaze Alldredge

## ALL-SOUTHWEST CONFERENCE

1919 Shirley Brick (E)  
 1920 John Underwood (G)  
 Eddie Dyer (B)  
 1921 John Underwood (G)  
 1925 Wash Underwood (G)  
 1926 Wash Underwood (G)  
 1930 Bill Morgan (G)  
 1931 Lou Hassell (T)  
 1933 Fred Lauterbach (T)  
 1934 John McCauley (B)  
 Ralph Miller (T)  
 Leche Sylvester (E)  
 Bill Wallace (B)  
 1935 John McCauley (B)  
 Leche Sylvester (E)  
 Bill Wallace (B)  
 1939 Olie Cordill (B)  
 1940 Moose Hartman (T)  
 Ken Whitlow (C)  
 1941 Art Goforth (G)  
 1942 Dick Dwelle (B)  
 Weldon Humble (G)  
 Carl Russ (B)  
 1943 Charles Malmberg (T)  
 1944 H.J. Nichols (G)  
 George Walmsley (B)  
 1945 Bob Nemir (B)  
 1946 Weldon Humble (G)  
 Huey Keeney (B)  
 Carl Russ (B)  
 1947 J.W. Magee (G)  
 Joe Watson (C)  
 1948 Joe Watson (C)  
 Froggy Williams (E)  
 1949 Ralph Murphy, T  
 Joe Watson (C)  
 Froggy Williams (E)  
 Gerald Weatherly (LB)  
 1950 Paul Giroski (T)  
 1951 Bill Burkhalter (DB)  
 Bill Howton (E)  
 1952 Bill Crockett (OT)  
 Richard Chapman (DG)  
 Don Rhoden (LB)  
 1953 Richard Chapman (T)  
 Kosse Johnson (B)  
 Kenny Paul (G)  
 Leo Rucka (C)  
 1954 Dicky Maegle (B)  
 Kenny Paul (G)  
 Eddie Rayburn (T)  
 1957 Buddy Dial (E)  
 Matt Gorges (G)  
 King Hill (QB)  
 Larry Whitmire (T)  
 1958 Buddy Dial (E)  
 J.D. Smith (T)  
 1959 Rufus King (G)  
 1960 Johnny Burrell (E)  
 Rufus King (G)  
 1961 Johnny Burrell (E)  
 Roland Jackson (B)

Robert Johnston (T)

1962 Gene Raesz (E)  
 1963 Johnny Nichols (G)  
 Malcolm Walker (C)  
 1964 Dale Calihan (DE)  
 Malcolm Walker (C)  
 1965 Jim Vining (OT)  
 1966 Chuck Latourette (DB)  
 1967 Jay Collins (DE)  
 Hugo Hollas (LB)  
 Leland Winston (OT)  
 1969 Roger Roitsch (DT)  
 1970 Bucky Allshouse (DB)  
 Roger Roitsch (DT)  
 1971 Rodrigo Barnes (LB)  
 Stahle Vincent (RB)  
 1972 Rodrigo Barnes (LB)  
 Gary Butler (TE)  
 Bruce Henley (DB)  
 Ron Waedemon (OT)  
 Mark Williams (PK)  
 1973 Bruce Henley (DB)  
 Cornelius Walker (NG)  
 1976 Tommy Kramer (QB)  
 Kenneth Roy (TE)  
 1980 Robert Hubble (TE)  
 Robert Williamson (LB)  
 1982 Deron Miller (TE)  
 1985 Antonio Brinkley (RB)  
 Steve Kidd (P)  
 Darrick Wells (WR)  
 1986 Quentis Roper (KR)  
 Dwain Turner (DT)  
 1987 Courtney Hall (C)  
 Donald Hollas (DB)  
 1988 Courtney Hall (C)  
 Donald Hollas (DB)  
 1989 O.J. Brigrance (LB)  
 David Griffin (DB)  
 Eric Henley (WR)  
 1990 O.J. Brigrance (LB)  
 Trevor Cobb (RB)  
 Clint Parsons (PK)  
 Richard Segina (C)  
 Trey Teichelman (OG)  
 1991 Trevor Cobb (RB)  
 Trey Teichelman (OG)  
 Eric Henley (WR)  
 Matt Sign (NG)  
 Tony Barker (LB)  
 Alonzo Williams (LB)  
 1992 Donald Allen (PR)  
 Mike Appelbaum (OG)  
 Billy Baldwin (OT)  
 Trevor Cobb (RB)  
 Chris Cooley (OG)  
 Bert Emanuel (QB)  
 Tom Hetherington (C)  
 Jimmy Lee (WR)  
 Matt Sign (NG)  
 Emmett Waldron (LB)  
 Sean Washington (DB)  
 1993 Nathan Bennett (DB)  
 Chris Cooley (OT)  
 Bobby Dixon (DB)  
 Mike Ecklund (OG)  
 Yoncy Edmonds (RB)  
 Bert Emanuel (QB)  
 Jimmy Golden (OT)  
 Tom Hetherington (C)  
 Jimmy Lee (WR)  
 Corey Seymour (DT)  
 Emmett Waldron, LB  
 Sean Washington, DB



# Postseason Honors

1994	Chris Cooley (OG) Bobby Dixon (DB) Spencer George (RB) Brynton Goynes (DT) Ed Howard (WR) Larry Izzo (LB) Ndukwe Kalu (DE) Jeff Sowell (DB)
1995	Warrick Franklin (DB) Brynton Goynes (DT) Larry Izzo (LB) Tucker Phillips (P) Jeremy Thigpen (C)

## Houston Post SWC MVP

1940	Bob Brumley (B) Kenneth Whitlow (C)
1946	Carl Russ (B) Weldon Humble (G)
1949	Joe Watson (C)
1951	Bill Howton (E)
1953	Kosse Johnson (B)
1954	Dicky Maegle (B)
1957	King Hill (QB)
1958	Buddy Dial (E)
1961	Robert Johnston (G)
1976	Tommy Kramer (QB)
1992	Trevor Cobb (RB)

## All-WAC

1996	Warrick Franklin (DB) Spencer George (RB) Ndukwe Kalu (DE) Michael Perry (KR) Tucker Phillips (P) Jeremy Thigpen (C) Charles Torello (OG)
1997	Andy Clifton (DE) Chad Nelson (QB) Michael Perry (RB) Charles Torello (OG) LaDoughyous McCalla (DB)
1998	Terrence Melton (DE) Charles Torello (OG) Rashad Reynolds (LB) LaDoughyous McCalla (DB)
1999	Derek Crabtree (PK) Dan Dawson (LB) Neal Gray (OG) Jason Hebert (DB) Judd Smith (DT)
2000	Rod Beavan (OT) Dan Dawson (LB) Travis Hale (P) Jason Hebert (DB) Travis Ortega (DB)
2001	Dan Dawson (LB) Heath Fowler (OT) Brandon Green (DE) Billy Harvin (OT) Jason Hebert (DB) Joe Bob Thompson (LB)
2002	Greg Gatlin (DB) Brandon Green (DE) Keith Meyer (OL)
2003	Chris DeMunbrun (OL) Jared Scruggs (P) Ben Stephens (OL)
2004	Terry Holley (DB) Scott Mayhew (OL) John Syptak (DL)

## All-Conference USA

2005	John Syptak (DL) Quinton Smith (RB)
------	--

2006	Jarett Dillard (WR) Brian Raines (LB) Robby Heos (OG) Courtney Gordon (DE) Andray Downs (DB) Quinton Smith (RB)
2007	Chase Clement (QB) Jarett Dillard (WR) Robby Heos (OG) Brian Raines (LB)
2008	Chase Clement (QB) <i>C-USA Most Valuable Player</i> David Bailiff <i>C-USA Coach of the Year</i>
2008	David Berken (OL) James Casey (WR) Chase Clement (QB) Jarett Dillard (WR) Brian Raines (LB)
2009	Scott Mitchell (OT) Scott Solomon (DT)
2010	Travis Bradshaw (SAF) Brandon Long (DS) Kyle Martens (P) Cheta Ozougwu (DE)
2011	Kyle Martens (P) Scott Solomon (DE)
2012	Vance McDonald (TE) Phillip Gaines (DB) Chris Boswell (K)
2013	Christian Covington (DL) Phillip Gaines (DB) Travor Gillette (DS) Nate Richards (OL) Charles Ross (RB) Chris Boswell (K) Bryce Callahan (DB) Michael Kutzler (LB) Turner Peterson (TE) Jordan Taylor (WR)
2014	Brian Nordstrom (DL) Bryce Callahan (DB) Nico Carlson (OL) Jordan Taylor (WR)
2015	Andrew Reue (OL)
2016	Emmanuel Ellerbee (LB)
2017	Emmanuel Ellerbee (LB) Brian Womac (DL) Jack Fox (P) Austin Trammell (PR)
2018	Jack Fox (P) <i>C-USA Special Team POY</i>
2019	Blaze Alldredge (LB) Chris Barnes (P)
2020	Blaze Alldredge (LB) Jordan Myers (TE) Austin Trammell (WR)
2021	Elijah Garcia (DL)

## All-Star Participants

### EAST-WEST SHRINE GAME

Year	Player (Position)
1936	Bill Wallace (B)
1936	Leche Sylvester (E)
1940	Olie Cordill (B)
1941	Moose Hartman (T)
1942	Bob Brumley (B)
1948	Virgil Eikenberg (QB)
1949	Jake McBride (E)
1950	Lee Stonestreet (C)
1951	Sonny McCurry (E)
1951	Bill Howton (E)
1952	Don Rhoden (LB)
1955	Dicky Maegle (RB)
1958	Buddy Dial (E)
1960	Bill Bucek (QB)
1962	Gene Raesz (E)
1965	Malcolm Walker (C)
1966	Chuck Latourette (DB)
1979	Doug Cunningham (E)
1980	Earl Cooper (RB)
1993	Trevor Cobb (RB)
1994	Nathan Bennett (DB)
1999	LaDoughyous McCalla (DB)
2002	Dan Dawson (DB)
2009	Jarett Dillard (WR)
2010	Cheta Ozougwu (DE)
2013	Phillip Gaines (DB)
2014	Bryce Callahan (DB) Jordan Taylor (WR)
2018	Jack Fox (P)

### AFCA HULA BOWL

Year	Player (Position)
1954	Dicky Maegle (RB)
1957	King Hill (QB)
1960	Bill Bucek (QB)
1961	Rufus King (G)
1962	Johnny Burrell (E)
1963	Johnny Nichols (G)
1973	Bruce Henley (DB)
1982	Robert Hubble (TE)
1986	James Hamrick (PK)
1987	Steve Kidd (DB-P)
1998	Andy Clifton (DE)
1998	Benji Wood (RB)
1999	LaDoughyous McCalla (DB)
2000	Chad Richardson (RB)
2003	Brandon Green (DE)
2005	Jeremy Calahan (DL)
2005	Greg Wilson (OL)
2006	John Syptak (LB)
2007	Jared Scruggs (P)

### SENIOR BOWL

Year	Player (Position)
1962	Roland Jackson (RB)
1964	Malcolm Walker (C)
1964	Russell Wayt (DB)
1972	Gary Butler (TE)
1976	Tommy Kramer (QB-MVP)
1976	Kenneth Roy (TE)
1980	Earl Cooper (RB)
1982	Robert Hubble (TE)
1986	James Hamrick (PK-DNP)
1989	Courtney Hall (C)
1991	Donald Hollas (QB)
1992	Eric Henley (WR)
1993	Trevor Cobb (RB)
1994	Bert Emanuel (QB-WR)
1996	Ndukwe Kalu (DE) <i>(South Defensive MVP)</i>
2013	Vance McDonald (TE)
2014	Chris Boswell (K)

### BLUE-GRAY GAME

Year	Player (Position)
1940	Ken Whitlow (C)
1944	H.J. Nichols (G)
1947	Jim Spruill (T)
1947	J.W. Magee (G)
1947	Harold Stockbridge (B)
1948	Nick Lanza (E)
1948	Huey Keeney (B)
1952	Bill Crockett (OT)
1955	Eddie Rayburn (T)
1958	Gene Jones (E)
1958	J.D. Smith (T)
1959	Gordon Speer (B)
1961	Butch Blume (B)
1961	Larry Anthony (B)
1961	Tommy Minter (LB)
1964	Gene Fleming (B)
1965	Jim Vining (T)
1970	Bucky Allshouse (DB)
1971	Stahle Vincent (RB)
1971	Bob Brown (E)
1972	Mark Williams (PK)
1972	Ron Waedemon (OT)
1972	Rodrigo Barnes (LB)
1973	Preston Anderson (DB)
1975	Alan Pringle (PK)
1975	Jody Medford (DT)
1976	Tommy Kramer (QB)
1976	Danny Johnson (OT)
1976	Kenneth Roy (TE)
1979	Earl Cooper (RB)
1981	Robert Hubble (TE)
1985	James Hamrick (PK)
1990	Donald Hollas (QB-DNP)
1990	Richard Segina (C)
2000	Travis Ortega (LB)
2000	Adrian Sadler (DB)
2001	Dan Dawson (DB)

### AFCA ALL-AMERICA BOWL

Year	Player (Position)
1960	Gordon Speer (HB)
1961	Rufus King (G)
1962	Roland Jackson (RB)
1963	Gene Raesz (E)
1964	John Mims (T)
1971	Stahle Vincent (RB)
1973	Sammy Johnson (OT)
1976	Larry Brune (DB)

### NORTH-SOUTH SHRINE GAME

Year	Player (Position)
1959	Gordon Speer (HB)
1960	Johnny Burrell (E)
1961	George Karam (T)
1962	Randy Kerbow (QB)
1962	Roland Jackson (RB)
1962	Johnny Cole (C)
1962	Gene Raesz (E)
1963	Johnny Nichols (G)
1964	John Mims (T)
1964	Dale Calihan (E)
1965	Ronnie Cervenka (DB)
1970	Roger Roitsch (DT)
1970	Brownie Wheless (OT)
1972	Gary Butler (TE)
1972	Bart Goforth (OG)
1973	Preston Anderson (DB)
1975	Alan Pringle (PK)
1976	Rodney Norton (LB)

# Team Awards

## ALL-STAR PARTICIPANTS

### CHICAGO COLLEGE ALL-STAR GAME

Year	Player (Position)
1946	Bill Blackburn (C)
1950	Joe Watson (C)
1950	Tobin Rote (QB-DNP)
1950	Froggy Williams (E-DNP)
1951	Bill Howton (E)
1953	Ron Rhoden (T)
1954	Richard Chapman (T-DNP)
1955	Dicky Maegle (B)
1958	King Hill (QB)
1959	Buddy Dial (E)
1965	Malcolm Walker (C)
1965	Russell Wayt (DB)

### CANADIAN-AMERICAN BOWL

Year	Player (Position)
1979	Jim Frith (DE)

### JAPAN BOWL

Year	Player (Position)
1982	Joel Baxter (PK)
	Michael Calhoun (QB)
2005	Terry Holley (DB)

### INTAJUICE NORTH-SOUTH CLASSIC

Year	Player (Position)
2006	Quinton Smith (RB)
	Marcus Rucker (LB)

### VILLAGES GRIDIRON CLASSIC

Year	Player (Position)
2005	Terry Holley (DB)

### TEXAS VS. THE NATION

#### ALL-STAR GAME

Year	Player (Position)
2007	Quinton Smith (RB)
2008	George Chukwu (DT)

### EASTHAM ENERGY COLLEGE

#### ALL-STAR GAME

Year	Player (Position)
2010	Brandon Long (DS)

### CASINO DEL SOL ALL-STAR GAME

Year	Player (Position)
2011	Tyler Smith (RB)
	Chris Jammer (CB)

### NFLPA COLLEGIATE BOWL

Year	Player (Position)
2013	Sam McGuffie (WR)
	Luke Willson (TE)

### MEDAL OF HONOR BOWL

Year	Player (Position)
2014	Cody Bauer (DE)

### TROPICAL BOWL

Year	Player (Position)
2017	Trey Martin (C)

### GEORGE MARTIN AWARD

The George Martin Award recognizes a long-time Houston restaurateur that began honoring Rice's most valuable player in 1925. He directed the annual selection until his death in 1962. The recipient is now chosen by a secret ballot of team members.

Year	Player (Position)
1925	Wash Underwood (C)
1926	Wash Underwood (C)
1927	Merle Comstock (B)
1928	Danny Allnoch (B)
1929	Bush Jones (G)
1930	Bill Morgan (G)
1931	Lou Hassell (T)
1932	Joe Lagow (G)
1933	Harry Witt (B)
1934	John McCauley (B)
1935	Bill Wallace (B)
1936	Buck Friedman (B)
1937	Ernie Lain (B)
1938	Walter Williams (E)
1939	Olie Cordill (B)
1940	Ken Whitlow (C)
1941	Art Goforth (G)
1942	Weldon Humble (G)
1943	Charles Malmberg (T)
1944	George Walmsley (B)
1945	Bob Nemir (B)
1946	Weldon Humble (G)
1947	J.W. Magee (G)
1948	Gerald Weatherly (C)
1949	Joe Watson (C)
1950	Bill Howton (E)
1951	Bill Howton (E)
1952	Don Rhoden (C)
1953	Kosse Johnson (B)
1954	Kenny Paul (G)
1955	Lew Harpold (G)
1956	Jerry Harris (C)
1957	King Hill (QB)
1958	Gene Jones (E)
1959	Bill Bucek (QB)
1960	Jim Stroud (C)
1961	Butch Blume (HB)
1962	Gene Raez (E)
1963	Johnny Nichols (G)
1964	Malcolm Walker (C)
1965	Jim Vining (T)
	David Ferguson (HB)
1966	Chuck Latourette (DB)
1967	Hugo Hollas (DB)
1968	Leland Winston (OT)
1969	Steve Bradshaw (DG)
1970	Bucky Allshouse (DB)
1971	Stahle Vincent (RB)
1972	Gary Butler (TE)
1973	Carl Swierc (WR)
1974	Jody Medford (DT)
1975	John Coleman (RB)
1976	Tommy Kramer (QB)
1977	David Houser (WR)
1978	David Houser (WR)
1979	Earl Cooper (RB)
1980	Robert Williamson (LB)
1981	Michael Calhoun (QB)
1982	Melvin Robinson (WR)
1983	Phillip Money (QB)
1984	Melvin Robinson (WR)
1985	Antonio Brinkley (RB)
1986	Quentis Roper (QB-KOR)
1987	Courtney Hall (C)
1988	Courtney Hall (C)
1989	Donald Hollas (QB)
1990	Trevor Cobb (RB)
1991	Trevor Cobb (RB)

1992	Trevor Cobb (RB)
1993	Bert Emanuel (QB)
1994	Byron Coston (RB)
1995	Larry Izzo (LB)
1996	Chad Nelson (QB)
1997	Chad Nelson (QB)
1998	LaDoughyous McCalla (DB)
1999	Chad Richardson (QB)
2000	Dan Dawson (LB)
2001	Kyle Herm (QB)
2002	Brandon Green (DE)
2003	Kyle Herm (QB)
2004	Ed Bailey (RB)
2005	Quinton Smith (RB)
2006	Jarett Dillard (WR)
2007	Chase Clement (QB)
2008	Chase Clement (QB)
2009	Andrew Sendejo (DB)
2010	Travis Bradshaw (SAF)
	Cheta Ozougwu (DE)
2011	Tyler Smith (RB)
2012	Phillip Gaines (CB)
2013	Charles Ross (RB)
2014	Jordan Taylor (WR)
2015	Luke Turner (RB)
2016	Emmanuel Ellerbee (LB)
2017	Brian Womac (DE)
2018	Jack Fox (P)
2019	Blaze Alldredge (LB)
2020	Blaze Alldredge (LB)
2021	Elijah Garcia (DL)

### JOE F. LIPSCOMB AWARD

Awarded annually to the team's most outstanding freshman, the Joe F. Lipscomb Award is decided by a squad vote.

Year	Player (Position)
1971	Jake Smitherman (LB)
1972	Ken Doucette (LB)
1973	Mark Roquemore (LB)
1974	David Houser (WR)
1975	Tony Hackebeil (RB)
1976	Robert Williamson (LB)
1977	Michael Downs (DB)
1977	Randy Hertel (QB)
1978	Weldon Meeks (RB)
1979	Tim Sanders (RB)
1980	Doug Johnson (QB)
1981	Kevin Trigg (RB)
1982	Alvin Rettig (DB)
1983	Dwain Turner (DT)
1984	Mark Comalander (QB)
1985	Quentis Roper (QB)
1986	Everett Coleman (DB)
1987	Nigel Codrington (DB)
1988	Terry Thornton (DB)
1989	Trevor Cobb (RB)
	Matt Sign (NG)
1990	Nathan Bennett (RB)
	Kolis Crier (TE)
1991	Josh LaRocca (QB)
1992	Larry Izzo (LB)
	Emerson Allen (WR)
1993	Ndukwe Kalu (DE)
1994	Chad Nelson (QB-PK)
1995	Michael Perry (RB)
1996	Judd Smith (NG)
1997	Jake Jackson (NG)
1998	B.J. Ferguson (DT)
1999	Brandon Green (DE)
2000	Robbie Beck (RB)
2001	Clint Hatfield (RB)
2002	Marcus Battle (WR)
2003	Chad Price (DB)
2004	Joel Armstrong (QB)

2005	Jarett Dillard (WR)
2006	Andrew Sendejo (DB)
2007	James Casey (WR)
2008	Chris Jammer (DB)
2009	Charles Ross (RB)
2010	Jeremy Eddington (RB)
2011	Bryce Callahan (CB)
2012	Christian Covington (DT)
2013	Jowan Davis (RB)
2014	James Mayden (WR)
2015	Justin Bickham (CB)
2016	Kylen Granson (WR)
2017	Austin Trammell (WR)
2018	Prudy Calderon (DB)
2019	De'Braylon Carroll (DT)
2020	Khalan Griffin (RB)
2021	Aidan Siano (LB)

### GEORGE R. BROWN OFFENSE AWARDS

Originated in 1971, the George R. Brown Offense Awards are given annually to the outstanding lineman, back and receiver. The receiver was not added to the award until 1976. Brown, chairman of Brown & Root Contractors, was a Rice graduate and former chairman of the university's Board of Trustees. He was one of the most active supporters of the university until his death in 1983.

Year	Player (Position)
1971	Ron Waedemon (L)
	Stahle Vincent (B)
1972	Bart Goforth (L)
	Bruce Gadd (B)
1973	David Vandiver (L)
	Gary Ferguson (B)
1974	Randy Eggemeyer (L)
	Gary Ferguson (B)
1975	James Liska (L)
	Ed Lofton (B)
1976	Danny Johnson (L)
	James Sykes (B)
	Doug Cunningham (R)
1977	John Joyce (L)
	Earl Cooper (B)
	David Houser (R)
1978	Dwayne Moyer (L)
	Earl Cooper (B)
	Doug Cunningham (R)
1979	Keith Kveton (L)
	Earl Cooper (B)
	Robert Hubble (R)
1980	Darryl Grant (L)
	Calvin Fance (B)
	Hosea Fortune (R)
1981	Donny Martin (L)
	Michael Calhoun (B)
	Hosea Fortune (R)
1982	Donny Martin (L)
	Tim Sanders (B)
	Melvin Robinson (R)
1983	Scott McLaughlin (L)
	Kevin Trigg (B)
	Ricky Askew (R)
1984	Scott McLaughlin (L)
	Marc Scott (B)
	Melvin Robinson (R)
1985	Bobby Nunez (L)
	Antonio Brinkley (B)
	Darrick Wells (R)
1986	Russell Moses (L)
	Quentis Roper (B)
	Kenny Major (R)
1987	Courtney Hall (L)
	Lorenzo Cyphers (B)
	Todd Jones (B)
	Darrell Goolsby (R)

# Team Awards

1988	Courtney Hall (L) Quentis Roper (B) Mike Boudousquie (R)
1989	Allen Koch (L) Richard Williams (B) Eric Henley (R)
1990	Richard Segina (L) Trevor Cobb (B) Courtney Cravin (R) Eric Henley (R)
1991	Trey Teichelman (L) Trevor Cobb (B) Eric Henley (R)
1992	Chris Cooley (L) Trevor Cobb (B) Jimmy Lee (R)
1993	Chris Cooley (L) Yoncy Edmonds (B) Byron Coston (B) Jimmy Lee (R)
1994	Chris Cooley (L) Jimmy Lee (B) Ed Howard (R)
1995	Jeremy Thigpen (L) Yoncy Edmonds (B) Jeff Venghaus (R)
1996	Jeremy Thigpen (L) Spencer George (B) Jason Blackwell (R)
1997	Charles Torello (L) Michael Perry (B) Jason Blackwell (R)
1998	Charles Torello (L) Michael Perry (B) Jason Blackwell (R)
1999	Neal Gray (L) Chad Richardson (B) Raphael Tillman (R)
2000	Rod Beavan (L) Jamie Tyler (B) Gavin Boothe (R)
2001	Billy Harvin (L) Kyle Herm (B) Gilbert Okoronkwo (R)
2002	Keith Meyer (L) Vincent Hawkins (B) Marcus Battle (R)
2003	Chris DeMunbrun (L) Robbie Beck (B) Thomas Lott (B) Marcus Battle (R)
2004	Greg Wilson (L) Ed Bailey (B) Ryan Simonak (R)
2005	Cory Laxen (L) Quinton Smith (B) Jarett Dillard (R)
2006	Robbie Heos (L) Quinton Smith (B) Jarett Dillard (R)
2007	Robbie Heos (L) Chase Clement (B) Jarett Dillard (R)
2008	David Berken (L) CJ Ugokwe (B) Jarett Dillard (R)
2009	Scott Mitchell (L) Tyler Smith (B) Toren Dixon (R)
2010	Jake Hicks (L) Sam MCGuffie (B) Vance McDONald (R)
2011	Jake Hicks (L) Tyler Smith (B) Vance McDonald (R)

2012	Nate Richards (L) Charles Ross (B) Jordan Taylor (R)
2013	Nate Richards (L) Charles Ross (B) Jordan Taylor (R)
2014	Matt Simonette (L) Jowan Davis (B) Jordan Taylor (R)
2015	Trey Martin (L) Darik Dillard (B) Zach Wright (R)
2016	Trey Martin (L) Samuel Stewart (B) Temi Alaka (R)
2017	Trey Martin (L) Nahshon Ellerbe (B) Aaron Cephus (R)
2018	Sam Pierce (L) Austin Walter (B) Austin Trammell (R)
2019	Nick Leverett (L) Aston Walter (B) Bradley Rozner (R)
2020	Shea Baker (L) Ari Broussard (B) Austin Trammell (R)
2021	Shea Baker (L) Ari Broussard (B) Cedric Patterson III (R)

## JESS NEELY DEFENSIVE AWARDS

The Jess Neely Defense Awards were started in 1966 in honor of the retired Rice head coach and athletic director. Ben Woodson, a long-time Rice booster and former chairman of the American General Companies, arranged for the presentation of two awards in Neely's name every year to the top Owl lineman and back. An award for the top linebacker was added in 1971. Neely passed away in 1983.

Year	Player (Position)
1966	Harlon Dearing (L) Chuck Latourette (B)
1967	Hugo Hollas (L) Jay Collins (B)
1968	Gene Auldridge (L) Pascual Piedfort (B)
1969	Steve Bradshaw (L) Bucky Allshouse (B)
1970	Roger Roitsch (L) Chris Hale (B)
1971	Larry Walling (L) Rodrigo Barnes (LB) Bruce Henley (B)
1972	Larry Walling (L) LaRay Brashers (LB) Bruce Henley (B)
1973	Cornelius Walker (L) Richard Hollas (LB) Preston Anderson (B)
1974	Cornelius Walker (L) Rodney Norton (LB) Larry Brune (B)
1975	Brent Barnes (L) Rodney Norton (LB) Larry Brune (B)
1976	Jeff Rose (L) Mark Bockeloh (LB) Don Parrish (B)
1977	Joey Beville (L) Robert Williamson (LB) Don Parrish (B)
1978	Dwight Moyer (L) Lamont Jefferson (LB)

	Don Parrish (B)
1979	Tom Adams (L) Robert Williamson (LB) Michael Downs (B)
1980	Tom Adams (L) Robert Williamson (LB) Michael Downs (B)
1981	Clenzie Pierson (L) Don Foster (LB) Richard Crayton (B)
1982	Clenzie Pierson (L) Richard Gray (LB) Brian Mica (B)
1983	Joel Rios (L) Doug Johnson (LB) Richard Crayton (B)
1984	Dwain Turner (L) Danny Burgess (LB) Dwayne Holmes (B)
1985	Dwain Turner (L) Danny Burgess (LB) Steve Kidd (B)
1986	Dwain Turner (L) Danny Burgess (LB) Steve Kidd (B)
1987	Jeff Thomas (L) Kyle Falk (LB) Donald Hollas (B)
1988	Ted Humphreys (L) O.J. Brigrance (LB) William McClay (B)
1989	Tim Fitzpatrick (L) O.J. Brigrance (LB) David Griffin (B)
1990	Tim Fitzpatrick (L) O.J. Brigrance (LB) Greg King (B)
1991	Shawn Alberding (L) Tony Barker (LB) Nathan Bennett (B)
1992	Shawn Alberding (L) Corey Seymour (L) Emmett Waldron (LB) Sean Washington (B)
1993	Corey Seymour (L) Emmett Waldron (LB) Nathan Bennett (B)
1994	Ndukwe Kalu (L) Joe Davis (LB) Bobby Dixon (B)
1995	Ndukwe Kalu (L) Larry Izzo (LB) Warrick Franklin (B)
1996	Ndukwe Kalu (L) Rashad Reynolds (LB) Warrick Franklin (B)
1997	Andy Clifton (L) Rashad Reynolds (LB) LaDoughyous McCalla (B)
1998	Terrence Melton (L) Rashad Reynolds (LB) LaDoughyous McCalla (B)
1999	Judd Smith (L) Wesley Kubesch (LB) Dan Dawson (LB) Jason Hebert (B)
2000	Jake Jackson (L) Rashad Pittman (LB) Travis Ortega (B) Dan Dawson (B)
2001	Brandon Green (L) Dan Dawson (LB) Joe Bob Thompson (LB) Jason Hebert (B)
2002	Brandon Green (L)

	Jeff Vanover (LB) Greg Gatlin (B)
2003	John Syptak (L) Jeff Vanover (LB) Terry Holley (B)
2004	Jeremy Calahan (L) John Syptak (L) Adam Herrin (LB) Terry Holley (B)
2005	John Syptak (L) Adam Herrin (LB) Chad Price (B)
2006	Courtney Gordon (L) Brian Raines (LB) Andray Downs (B)
2007	George Chukwu (L) Brian Raines (LB) Andrew Sendejo (B)
2008	Scott Solomon (L) Brian Raines (LB) Andrew Sendejo (B)
2009	Scott Solomon (L) Terrance Garmon (LB) Travis Bradshaw (B)
2010	Cheta Ozougwu (L) Justin Hill (LB) Travis Bradshaw (B)
2011	Scott Solomon (L) Justin Allen (LB) Bryce Callahan (B)
2012	Christian Covington (L) Cameron Nwosu (LB) James Radcliffe (LB) Phillip Gaines (B)
2013	Christian Covington (L) Michael Kutzler (LB) Phillip Gaines (B)
2014	Brian Nordstrom (L) James Radcliffe (LB) Bryce Callahan (B)
2015	Derek Brown (L) Alex Lyons (LB) J.T. Blasingame (B)
2016	Blain Padgett (L) Alex Lyons (LB) J.T. Blasingame (B)
2017	Brian Womac (L) Emmanuel Ellerbee (LB) Brandon Douglas-Dotson (B)
2018	Zach Abercumbia (L) Blaze Alldredge (LB) George Nyakwol (B)
2019	Myles Adams (L) Blaze Alldredge (LB) George Nyakwol (B)
2020	De'Braylon Carroll (L) Blaze Alldredge (LB) Treshaw Chamberlain (B)
2021	Elijah Garcia (L) Antonio Montero (LB) Naem Smith (B)

## JAMES W. GLANVILLE AWARD

Named after the former Rice treasurer and member of the board of governors, the Glanville Award goes to the player who has achieved excellence in athletics, academics and integrity.

Year	Player (Position)
1992	Trevor Cobb (RB)
1993	Josh LaRocca (QB)
1994	Josh LaRocca (QB)
1995	Chris Cooley (OG)
1996	Jason Winship (DT)
1997	Andy Clifton (DE)
1998	Judd Smith (DT)
1999	Mike Gringrich (RB)



# Team Awards

2000	Travis Ortega (DB)
2001	Joe Bob Thompson (LB)
2002	Brandon Green (DE)
2003	Chris DeMunbrun (OL)
2004	Raymorris Barnes (DB)
2005	John Syptak (DL)
2006	Andray Downs (DB)
2007	Bio Bilayae Benibo (RB)
2008	James Casey (WR)
2009	Travis Bradshaw (DB)
2010	Travis Bradshaw (DB)
2011	Travis Bradshaw (DB)
2012	Michael Kutzler (LB)
2013	Michael Kutzler (LB)
2014	Brian Nordstrom (LB)
2015	Darik Dillard (RB)
2016	Darik Dillard (RB)
2017	DJ Green (LB)
2018	Parker Hanusa (DL)
2019	Trey Schuman (DL)
2020	Trey Schuman (DL)
2021	Wiley Green (QB)

## BILLY ED DANIELS AWARD

The Daniels Award is given to the player who exhibits the qualities most desired in a teammate: hustle, devotion and attitude. The award is selected by a vote of the coaching staff and is named after the longtime supporter of the university and former letterman (1950-52) who passed away in 1990.

Year	Player (Position)
1990	Shane Hollas (TE)
1991	Pio Hocate (DB)
1992	Greg Willig (QB)
1993	Randy Garcia (DE)
1994	Jeff Epp (RB)
1995	Jeff Sowell (DB)
1996	Kevin Masek (LB)
1997	Mark Spinner (OT)
1998	Keilone Gordon (RB)
1999	Judd Smith (DT)
2000	Ben Wulf (QB-RB)
2001	Dan Dawson (LB) Jason Hebert (DB)
2002	Vincent Hawkins (RB)
2003	Chris DeMunbrun (OL)
2004	Scott Mayhew (OL)
2005	Adam Herrin (LB)
2006	Dietrich Davis (LB)
2007	Marcus Knox (RB)
2008	Andrew Sendejo (DB)
2009	Marcus Knox (RB)
2010	Kevin Pool (RB)
2011	Turner Peterson (RB)
2012	Luke Willson (TE)
2013	Turner Peterson (RB)
2014	Matt Simonette (OL)
2015	Caleb Williams (OL)
2016	Cameron Johnson (WR)
2017	No award
2018	No award
2019	No award
2020	No award
2021	Jordan Myers (TE)

## "BLOODY JOE" DAVIS AWARD

The "Bloody Joe" Davis Award goes to the player or players who most display the competitive spirit of the legendary Rice assistant coach, rising above pain and injury to be the best player possible.

Year	Player (Position)
1991	Matt Sign (NG) Charles Gulbranson (DT)
1992	Joey Wheeler (LB)

1993	Jimmy Lee (WR)
1994	Jimmy Lee (RB)
1995	Joe Davis (LB) Jay Lamy (DB)
1996	Chad Nelson (QB)
1997	Benji Wood (RB)
1998	Judd Smith (DT)
1999	Clint Leschber (RB)
2000	Larry Brown (DT) Jason Hebert (DB)
2001	Dan Dawson (LB)
2002	B.J. Forguson (DL)
2003	Kyle Herm (QB) Jeff Vanover (LB)
2004	Jeremy Calahan (DL) Cotey-Joe Cswaykus (DL)
2005	Cory Laxen (OL)
2006	Andray Downs (DB)
2007	Andrew Sendejo (DB)
2008	Brian Raines (LB)
2009	Terrance Garmon (LB)
2010	Eric Ball (OG)
2011	Scott Solomon (DE)
2012	Julius White (DB)
2013	Cody Bauer (DE)
2014	Matt Simonette (OL)
2015	Stuart Mouchantaf (DT)
2016	DJ Green (LB)
2017	No Award
2018	Graysen Schantz (DL)
2019	Brian Chaffin (C)
2020	Austin Trammell (WR)
2021	Trey Schuman (DE)

## BILL WHITMORE AWARD

Selected by the coaching staff, the Bill Whitmore Award goes to the most improved offensive player during spring drills. The award is named after the university's first full-time sports information director (1950-84) who passed away in August, 2002.

Year	Player (Position)
1987	Lorenzo Cyphers (RB)
1988	Mike Boudousquie (WR)
1989	Scott Reeves (OL)
1990	Mike Appelbaum (OL)
1991	Herschel Crowe (WR)
1992	Jimmy Lee (WR)
1993	Clemente Torres (TE)
1994	Pat Callahan (RB)
1995	Yoncy Edmonds (RB)
1996	Mike Jones (TE)
1997	Tony Washington (WR)
1998	Anthony Griffin (RB)
1999	Evans Meeks (WR)
2000	Jeremy Hurd (QB)
2001	Gilbert Okoronkwo (WR)
2002	Ed Bailey (RB)
2003	Ed Bailey (RB) Ryan Simonak (WR)
2004	Joe Moore (RB)
2005	Joe Don Wood (RB)
2006	Trey Hopson (RB)
2007	Chase Clement (QB)
2008	John Thomas Shepherd (QB)
2009	Keshawn Carrington (C)
2010	Pierre Beasley (WR)
2011	Andre Gautreaux (WR)
2012	Taylor McHargue (QB)
2013	Luke Turner (RB)
2014	Ian Gray (OL)
2015	Trey Martin (OL)
2016	Aston Walter (WR)

## JOE DAVIS AWARD

Also selected by the coaching staff, the Davis

Award winner is the most improved defensive player in the spring. Joe Davis was the legendary Rice assistant football (1940-70) and head basketball (1943-49) coach. He passed away in January, 1990.

Year	Player (Position)
1987	Stephen Holmes (DB)
1988	David Alston (DT)
1989	Bill Stone (LB)
1990	Brian Symonette (LB)
1991	Nathan Bennett (DB)
1992	Emmett Waldron (LB)
1993	Deric Rutherford (DE)
1994	Derrick Williams (LB)
1995	Jay Lamy (DB)
1996	Rashad Reynolds (LB)
1997	Terrence Melton (DE)
1998	David Grenardo (DB)
1999	Wes Kubesch (LB)
2000	Justin Engler (LB)
2001	Ross Lassley (DE)
2002	Corey Evans (DB)
2003	Adam Herrin (LB) William Wood (DL)
2004	Omeke Alikor (LB)
2005	Vernon James (LB)
2006	Victor Brooks (DL) Marcus Rucker (LB)
2007	Courtney Gordon (DE)
2008	Willie Garley (LB)
2009	Cheta Ozougwu (DE)
2010	Justin Hill (LB)
2011	Bryce Callahan (CB)
2012	Christian Covington (DL)
2013	Stuart Mouchantaf (DL)
2014	Brian Nordstrom (DL)
2015	DJ Green (LB)
2016	Emmanuel Ellerbee (LB)

## BRIGANCE COURAGE AWARD

Created in 2009 to honor former linebacker O.J. Brigance, the award recognizes a Rice football player who exhibits the qualities that Brigance employed during his career at Rice.

Year	Player (Position)
2008	Brian Raines (LB)
2009	Andrew Sendejo (SAF)
2010	Cheta Ozougwu (DE)
2011	Tyler Smith (RB)
2012	Gabe Baker (SAF)
2013	Michael Kutzler (LB)
2014	Gabe Baker (SAF)
2015	Stuart Mouchantaf (DT)
2016	Darik Dillard (RB)
2017	Emmanuel Ellerbee (LB)
2018	Jack Fox (P)
2020	Garrett Grammer (LB)
2021	Naeem Smith (S)

## NFF HAMPSHIRE HONOR

### SOCIETY MEMBERS

Year	Player (Position)
2008	Lute Barber Bio Benibo Jonathan Cary Robby Heos
2009	David Berken James Miller Bencil Smith
2010	Clark Fangmeier Terrance Garmon Andrew Sendejo
2011	Brandon Long Kramer Lucio Cheta Ozougwu
2012	Justin Allen Travis Bradshaw John Giodfre James Hicks Matt Nordstrom Scott Solomon
2013	Jamael Thomas
2014	Tanner Leland Klein Kubiak Michael Kutler Paul Porras
2015	Dylan Klare Brian Nordstrom
2016	James Farrimond Ryan Pollard Caleb Williams
2017	Darik Dillard
2018	Peter Godber D.J. Green Trey Martin Cole Thomas Robby Wells III Brian Womac
2019	Jorian Clark Joshua Cummings Parker Hanusa Graysen Schantz Haden Tobola
2020	Myles Adams Chris Barnes Brian Chaffin Nick Leverett Tom Stewart
2021	Mike Collins Austin Conrad Garrett Grammer Jacob Grams
2022	Campbell Riddle Naeem Smith



# Team Awards

## Bob Quin Award

One of Rice's highest honors, the Bob Quin Award is given to the University's most outstanding all-around senior male student-athlete. It is given in memory of Bob Quin, a well-respected Rice student-athlete who passed away during a trip across the Atlantic Ocean in 1930. A group of Quin's friends felt that there would be no more suitable memorial to him than to establish an award at Rice to be given each year to the male student-athlete who exemplifies distinction in athletics, academics and leadership.

Year	Player	Sport
1931	E.J. (Dick) Jamerson	Football
1932	Reuben Albaugh	Golf
1933	Gordon Nicholson	Football
1934	Fred Alter	Tennis
1935	Harry Fouke	Football
1936	Harry Witt	Football, Basketball
1937	Howard Nicholls	Football
1938	James Nance	Football
1939	Douglas Sullivan	Football
1940	Frank Guernsey	Tennis
1941	Dick Morris	Tennis
1942	Chester Palmer	Basketball
1943	Bob Tresch	Football
1944	Clarence R.Darling, Jr.	Basketball
1945	William "Bill" Henry	Basketball
1946	John R.Donaldson	Track & Field
1947	Vince Buckley	Football
1948	Don Anderson	Football
1949	Augie Erfruth	Track & Field
1950	J.A. (Froggie) Williams	Football
1951	Charles L.Tighe	Football
1952	Billy Burkhalter	Football
1953	Dickie Bob Haddox	Football
1954	Dick Chapman	Football
1955	Kenny A.Paul	Football
1956	John A. Zimmerman	Tennis
1957	Clayton D. Williams	Tennis
1958	Matt D.Georges	Football
1959	Raymond Chilton	Football
1960	Charles O.Pollard, Jr.	Football
1961	Boyd King	Football
1962	Bob Johnson	Football
1963	Fred Hansen	Track & Field
1964	John Sylvester	Football
1965	Walter McReynolds	Football
1966	George Stroup	Track & Field
1967	Chuck Latourette	Football
1968	Jay Collins	Football
1969	Leland Winston	Football & Track
1970	Dick Fuqua	Baseball
1971	Burke Grandjean	Track & Field
1972	Stahle Vincent	Football
1973	John Allen	Swimming
1974	Ken Stadel	Track & Field
1975	Danny Carroll	Basketball
1976	Jeff Wells	Track & Field

Year	Player	Sport
1977	Mark Bockeloh	Football
1978	Chris Mullen	Tennis
1979	Elbert Darden	Basketball
1980	Mike Novelli	Track & Field
1981	Lamont Jefferson	Football
1982	Bobby Tudor	Basketball
1983	David Edwards	Baseball
1984	Danny Blonien	Golf
1985	William Moore	Track & Field
1986	Michael Lee	Football
1987	Danny Burgess	Football
1988	Jon Christian	Golf
1989	John Graf	Swimming
1990	Raoul Karp	Track & Field
1991	John "Jay" Thompson	Track & Field
1992	George Alexander	Track & Field
1993	Shuta Ishibe	Track & Field
1994	Todd Schoettelkotte	Basketball
1995	Adam Peakes	Basketball
1996	Jay Lamy	Football
1997	Larry Thompson	Football
1998	Adam Reiser	Track & Field
1999	Thomas N. Benford	Football
2000	Juddson "Judd" Smith	Football
2001	Mike Wilks	Basketball
2002	Tom Ring	Track & Field
2003	Brandon Green	Football
2003	Omar-Seli Mance	Basketball
2004	Richard & William Barker	Tennis
2005	Raymorris Barnes	Football
2006	John Syptak	Football
2007	Luke Stadel	Track & Field
2008	Cole St. Clair	Baseball
2009	David Berken	Football
2010	Jason Colwick	Track & Field
2011	Philip Adam	Track & Field
2012	Travis Bradshaw	Football
2013	Gabe Cuadra	Track & Field
2014	Andrew Murphy	Baseball
2015	Gabe Baker	Football
2016	Evan Karakolis	Track & Field
2017	Darik Dillard	Football
2018	Scott Filip	Track & Field
2019	Charlie Card-Childers	Track & Field
2020	Adolfo Carvalho	Track & Field
2021	Elijah Garcia	Football

## TEXAS SPORTS HALL OF FAME

Year	Player (Sport)
1956	Jimmy Kitts (Football)
1958	Fred Wolcott (Track)
1961	Pete Cawthon (Football)
1962	Cecil Grigg (Football)
1966	Eddie Dyer (Baseball)
1967	Fred Hanson (Track)
1969	Weldon Humble (Football)
1970	Buster Brannon (Basketball)
1970	Jess Neely (Football)
1978	Bill Wallace (Football)
1980	Dicky Maegle (Football)
1980	Jack Patterson (Track)
1984	Bob Kinney (Basketball)
1984	Emmett Brunson (Track)
1985	James "Froggy" Williams (Football)
2004	Wayne Graham (Baseball)
2009	Lance Berkman (Baseball) Tommy Kramer (Football)
2011	Tobin Rote (Football)

## SOUTHWEST CONFERENCE HALL OF FAME

Year	Player (Sport)
2013	Lance Berkman (Baseball) Emmett Brunson (Track & Field) Trevor Cobb (Football) Eddie Dyer (Baseball) Wayne Graham (Baseball) Cecil Grigg (Football) Fred Hansen (Track & Field) Weldon Humble (Football) Bob Kinney (Basketball) Jimmy Kitts (Basketball) Tommy Kramer (Football) Dicky Maegle (Football) Jess Neely (Football) Tobin Rote (Football) Bill Wallace (Football) James "Froggy" Williams (Football) Fred Wolcott (Track & Field)
2014	Regina Cavanaugh (Track & Field) Harold Solomon (Tennis)
2015	Jose Cruz Jr. (Baseball) Ricky Pierce (Basketball)
2016	Valerie Tulloch-Cramer (Track & Field)
2017	Bobby May (Track & Field)
2018	Victor Lopez (Track & Field)
2019	Courtney Hall (Football)
2020	Kareem Street-Thompson

## NATIONAL FOOTBALL FOUNDATION

HALL OF FAME	Player
Year Inducted	
1961	Weldon Humble
1965	James "Froggy" Williams
1978	Bill Wallace
1979	Dicky Maegle
1993	Buddy Dial
2012	Tommy Kramer
2018	Trevor Cobb

Year Inducted	Coach
1954	John W. Heisman
1971	Jess Neely

## CONFERENCE USA HALL OF FAME

Year	Player
2019	Jarett Dillard

# Hall of Fame

## 1970 INDUCTEES

Tony Bell (1919) Football, Basketball, Baseball, Track & Field  
 Eddie Dyer (1922) Football, Baseball  
 Wash Underwood (1927) Football, Baseball  
 Emmett Brunson (1929) Track & Field, Coach, Administration  
 Claude Bracey (1930) Track & Field  
 Jake Hess (1932) Tennis  
 Bill Wallace (1936) Football  
 John McCauley (1936) Football  
 Fred Wolcott (1940) Track & Field  
 Bob Kinney (1942) Basketball  
 Bill Henry (1945) Basketball  
 Weldon Humble (1947) Football, Track & Field  
 James "Froggy" Williams (1950) Football  
 Dicky Maegle (1955) Football  
 Fred Hansen (1963) Track & Field

## 1971 INDUCTEES

Marion Lindsey (1922) Football, Track & Field  
 John Underwood (1922) Football  
 Lou Hassell (1933) Football  
 Wilbur Hess (1935) Tennis  
 David Weichert (1937) Track & Field  
 Frank Gurnsey Jr. (1941) Tennis  
 Fred Hartman (1941) Football  
 Bill Tom Closs (1943) Basketball  
 Bill Howton (1952) Football  
 Gene Schwinger (1954) Basketball  
 Buddy Dial (1959) Football  
 Bobby May (1965) Track & Field

## 1972 INDUCTEES

Tiny Kalb (1916) Football, Basketball  
 Leslie Coleman (1923) Tennis, Track & Field, Basketball, Baseball  
 Harry Witt (1936) Football, Basketball  
 Jack Patterson (1939) Track & Field  
 Frank Carswell (1941) Basketball, Baseball  
 David Johnson (1954) Football  
 Richard Chapman (1954) Football  
 Jess Neely (Vanderbilt, 1922) Football Coach, Administrator

## 1973 INDUCTEES

Mick Brown (1917) Football  
 Lawrence Kingsland (1919) Track & Field  
 Griff Vance (1920) Football  
 Joe Davis (SW Tennessee 1922) Football, Basketball Coach  
 Peg Melton (1924) Baseball  
 Fred Stancliff (1926) Track & Field  
 Bobby Curtis (1948) Tennis  
 George Walmsley (1948) Football  
 Joe Watson (1950) Football  
 Buddy Weaver (1952) Golf  
 Frank Ryan (1958) Football  
 Robert Johnston (1962) Football  
 Eddie Wojceki Trainer

## 1974 INDUCTEES

Chester Klaerner (1933) Football, Baseball, Track & Field  
 Tally Eaton (1936) Basketball, Baseball  
 Bill Cummins (1948) Basketball, Track & Field  
 Huey Keeney (1949) Football  
 Gerald Weatherly (1950) Football  
 King Hill (1958) Football, Basketball, Golf

## 1975 INDUCTEES

Phil Arbuckle (Illinois 1905) Football Coach, Administrator  
 Tommie Tomforde (1917) Basketball, Football  
 Smokey Brothers (1936) Track & Field  
 Hamilton Nichols (1947) Football  
 J.W. Magee (1948) Football  
 Don Lance (1958) Basketball

## 1976 INDUCTEES

Gaylord Johnson (1921) Administrator  
 Tom Cox (1950) Track & Field  
 Vern McGrew (1950) Track & Field  
 John Hudson (1954) Football  
 Kendall Rhine (1964) Basketball  
 Malcolm Walker (1965) Football

## 1978 INDUCTEES

Cecil Grigg (Austin College 1917) Football, Baseball, Track & Field Coach  
 Jess Petty (1937) Track & Field  
 Art Goforth (1942) Football  
 Carl Russ (1947) Football  
 Don Rhoden (1953) Football  
 Chuck Latourette (1967) Football

## 1980 INDUCTEES

Percy Arthur (1935) Football  
 Kenny Paul (1954) Football  
 Tom Robataille (1959) Basketball  
 Ed Red (1965) Track & Field  
 Dr. Edward T. Smith Team Physician (Baylor College of Medicine, 1929)

## 1981 INDUCTEES

Joe Greenwood (1930) Golf  
 Leche Sylvester (1936) Football  
 Ronnie Fisher (1961) Tennis  
 Dave Roberts (1974) Track & Field

## 1982 INDUCTEES

Ed DePrato (1922) Football, Track & Field  
 Mike Hale (1933) Football, Basketball, Track & Field  
 Hank Coffman (1948) Track & Field  
 John Garrett (1957) Golf  
 Rufus King (1961) Football

## 1983 INDUCTEES

Tim Timmons (1921) Basketball  
 Grandpa Wood (1927) Football, Baseball  
 Jesse Willis (1930) Track & Field  
 Jerry Sims (1958) Baseball  
 Johnny Burrell (1962) Football  
 Gary Reist (1971) Basketball, Golf

## 1984 INDUCTEES

Quinn Connelley (1934) Tennis, Football, Track & Field Coach  
 Richard Kristinik (1961) Baseball  
 Warren Brattlof (1965) Track & Field  
 Roger Roitsch (1971) Football  
 Tommy Kramer (1977) Football

## 1985 INDUCTEES

Kay Pearson Keating (1936) Tennis  
 Augie Erfurth (1949) Track & Field, Coach, Administrator  
 Sammy Giammalva (Texas 1956) Tennis Coach  
 Jim Fox (1962) Baseball, Basketball  
 Roland Jackson (1963) Football

## 1986 INDUCTEES

Dr. Jack Brannon (Texas, 1936) Associate Team Physician  
 Jim Gerhardt (1951) Basketball, Track & Field  
 Bruce Henley (1974) Football  
 Jeff Wells (1976) Track & Field

## 1987 INDUCTEES

A.M. Bale (1936) Football, Coach, Administrator  
 Calvin Bell (1939) Track & Field  
 Don Suman (1945) Basketball, Coach  
 James Sykes (1977) Football

## 1988 INDUCTEES

Johnny Nichols (1964) Football  
 Bill Askey, Conley Brown, 1969 Mile  
 Dale Bernauer, Steve Straub Relay Team  
 Gary Butler (1972) Football  
 Ricky Pierce (1982) Basketball

## 1989 INDUCTEES

Matt Gorges (1959) Football  
 Harold Solomon (1974) Tennis  
 Ken Stadel (1974) Track & Field  
 Allan Ramirez (1979) Baseball

## 1990 INDUCTEES

Lou Hertenberger Football Coach (St. Edward's 1929)  
 Bill Whitmore (Texas 1942) Administrator  
 Bucky Allshouse (1971) Football  
 Catherine Baker Nicholson (1981) Track & Field  
 Norm Charlton (1986) Baseball

## 1991 INDUCTEES

Charles Malmberg (1947) Football  
 Sam Match (1949) Tennis  
 Barton Goodwin (1978) Golf  
 Mike Novelli (1979) Track & Field

## 1992 INDUCTEES

Ralph Murphy (1949) Football  
 Mike Estep (1971) Tennis  
 Zan Guerry (1971) Tennis  
 Darryl King (1979) Track & Field  
 Regina Cavanaugh-Murphy (1987) Track & Field

## 1993 INDUCTEES

Butch Seewagen (1968) Tennis  
 Marty Froelick (1981) Track & Field  
 Wendy Wood-Yang (1986) Tennis  
 Steve Kidd (1987) Football

## 1994 INDUCTEES

Ed Letscher (1939) Golf  
 Paul Sanders (1939) Track & Field  
 Olie Cordill (1940) Football  
 Joe Durrenberger (1956) Basketball  
 Kay Snell Gerken (1983) Swimming

## 1995 INDUCTEES

Butler Perryman (1939) Swimming & Diving  
 John Pickens (1968) Tennis  
 Pam Klassen Lawrence (1988) Track & Field  
 Courtney Hall (1990) Football

## 1996 INDUCTEES

Bill Christopher (1943) Track & Field  
 Leo Rucka (1954) Football  
 Larry Whitmire (1958) Football  
 Rosey Edeh (1990) Track & Field

## 1997 INDUCTEES

Dick Dwelle (1943) Football  
 Bill Burkhalter (1952) Football  
 Jim Parker (1965) Tennis  
 Tanya McIntosh (1989) Track & Field

## 1998 INDUCTEES

Ken Whitlow (1941) Football  
 Gawain Guy (1987) Track & Field  
 Robyn Bryant (1989) Track & Field  
 Trevor Cobb (1993) Football

## 1999 INDUCTEES

Charlie Moore (1937) Football, Coach, Administrator  
 Temple Tucker (1958) Basketball  
 Jay Knoblauch (1988) Baseball  
 Tracie Blumentritt (1983) & Susan Rudd (1984) 1982 AIAW Tennis Doubles Champions

## 2001 INDUCTEES

Kareem Streete-Thompson (1996) Track & Field  
 Valerie Tulloch (1996) Track & Field

## 2003 INDUCTEES

Jose Cruz Jr. (1996) Baseball  
 O.J. Brigance (1991) Football  
 Gabriel Luke (1992) Track & Field  
 Claudia Haywood Minor (1993) Track & Field  
 Martha Hawthorne (LSU 1960) Administrator

## 2005 INDUCTEES

Lance Berkman (1998) Baseball  
 Andrea Blackett (1997) Track & Field  
 Marla Brumfield (2000) Basketball  
 Wayne Graham (Texas 1970) Baseball Coach

## 2007 INDUCTEES

Victor Lopez Coach  
 J.D. Smith (1959) Football  
 Sammy Waldron-Shannon (1997) Volleyball

Andrea Blackett, Tanisha Mills, Melissa Straker, Margaret Fox-Melton 1997 4x400 Relay Team  
 Mark Quinn (1998) Baseball

## 2009 INDUCTEES

Don Knodel Coach, Administrator  
 Allison Beckford (2004) Track & Field  
 Damon Thames (2000) Baseball

## 2011 INDUCTEES

Rodrigo Barnes (1973) Football  
 Kenny Baugh Baseball  
 Bryan Bronson Track & Field  
 Candace Lessmeister (1995) Track & Field  
 Mandy Mularz (2004) Swimming  
 Greg Williams (1970) Basketball

## 2013 INDUCTEES

Alice Falaiye (2003) Track & Field  
 Ryan Harlan (2004) Track & Field  
 Cristy McKinney Coach  
 Jack Turpin (1951) Tennis  
 Stahle Vincent (1972) Football  
 2003 National Champions Baseball

## 2015 INDUCTEES

Richard Barker (2004) Tennis  
 William Barker (2004) Tennis  
 Bubba Crosby (2001) Baseball  
 Jarett Dillard (2008) Football  
 Funmilayo Jimoh (2006) Track & Field  
 Holly Jones-Wright (1988) Basketball  
 Brent Scott (2004) Basketball  
 Lauren Shockley (2005) Soccer

## 2017 INDUCTEES

Morris Almond (2007) Basketball  
 Jim Bevan Track & Field Coach  
 Jason Colwick (2010) Track & Field  
 Michael Harris (2005) Men's Basketball  
 Pat Kreiger (2002) Women's Basketball  
 Jeff Nichols (2001) Baseball  
 Shaquandra Roberson (2000) Track & Field  
 Joe Savery (2008) Baseball  
 Charles Torello (1999) Football

## 2019 INDUCTEES

1994 SWC Champions Women's Cross Country Champions  
 Ron Smarr Coach  
 Matt Anderson (1998) Baseball  
 Earl Cooper (1981) Football  
 Lauren Neaves (2006) Women's Basketball  
 Rebeca Pazo (2005) Volleyball

## 2021 INDUCTEES

Ivory Angello (1996) Track & Field  
 Paul Blankenship Tennis Coach  
 Steve Campbell (1992) Tennis  
 Chase Clement (2008) Football  
 Larry Izzo (1996) Football  
 Jessica Kuster (2014) Women's Basketball  
 Tracy Lam (2011) Volleyball  
 Brad Lardon (1988) Golf  
 Mario Ramos (2000) Baseball  
 Krystal Robinson (2006) Track & Field  
 Cory Teague (1998) Swimming

# Rice Lettermen's list

<b>• AAA •</b>		Gabe Baker	2010-12-13-14	Wade Bode	1971-72-73	Max Burnett	1960	Jorian Clark	2015-16-17-18
Zach Abercrombia	2015, 2017-18	Shea Baker	2018-19-20-21	Larry Boehnemann	1975-76	Tony Burnett	1983-84	Rand Clark	1974
Rayford Abraham	1983-84-85-86	Louis Balady	1989-90-91-92	Blake Boenisch	2021	Johnny Burrell	1959-60-61	Chase Clement	2005-06-07-08
Justin Abt	2004-05-06-07	Billy Baldwin	1989-90-91-92	F.C. Boettcher	1918, 1920-21-22	Michael Burt	1981-82-83-84	Scott Clements	1981-82
Bert Adams	1985-86	Matt Baldwin	1996-97-98-99	Milton Bohannon	1930-31	Gary B. Butler	1970-71-72	Steve Clements	1989-90
Carroll Adams	1931-32	A.M. (Red) Bale	1934-35	Matt Bolding	2003-04-05	Gary O. Butler	1981-82-83-84	Andy Clifton	1994-95-96-97
Doug Adams	1984-85	Eric Ball	2009-10-11	Henry Bollman	1934-35	Everett Burton	1993-94-95	Billy Cline	1938
Miles Adams	2019-20-21	Larry Ball	1977-78	James Bommarito	1987	Charles Buxton	1966	Henry Clore	1932-33
Myles Adams	2016-17-18-19	Joe Ballard	2014-15, 2017	Charlie Booker	2019	Judson Byars	1966	W.P. Clyde	1914-15
Tom Adams	1977, 1979-80	Van Ballard	1949	Guy Booker	1975-76-77-78	James Byrd	1933	Coan	1914-15
Joseph Agnew	2006	Jaren Banks	2020-21	Gavin Boothe	2000-01	Lance Byrd	2003-04-05-06	Trevor Cobb	1989-90-91-92
Tolu Akinwumi	2011	VJ Banks	2014-15, 2017	Mike Boudousquie	1985-86-87-88	<b>• CCC •</b>			
Uzoma Akenebu	2016-17	Lute Barber	2005-06-07	Greg Boston	1975-77	Leon Caddell	1959-60-61	Nigel Codrington	1987-88-89-90
Temi Alaka	2014-15-16	Tony Barker	1990-91	Chris Boswell	2010-11-12-13	Ted Cain	1942	Dan Coffee	1936-37-38
Ray Alborn	1959-60-61	Eric Barkett	1983	Chris Boudreaux	2018-20	Jeremy Calahan	2001-02-03-04	John Coffee	1930-31
Shawn Alberding	1989-90-91-92	Brent Barnes	1973-74-75	Al Boughton	1951	Prudy Calderon	2018-19-20-21	Frank Cogdell	1935
Dennis Alexander	1968	Chris Barnes	2018-19	Richard Bowe	1962-63-64	Larry Caldwell	1969-70-71	Johnny Cole	1961-62
George Alexander	1965-66-67	Melvin Barnes	1933-34	Charles Bowen	1960-61	Jonathan Calhoun	2006	Everett Coleman	1986-87-88-90
M.H. Alexander	1918-19, 1921	Raymorris Barnes	2001-02-03-04	Lindsay Bowen	1941-42	Michael Calhoun	1981-82	John Coleman	1972-73-74-75
Tommy Alexander	1968-69-70	Rodrigo Barnes	1969, 1971-72	Donald Bowers	1987-88-89-90	Robert Calhoun	2006-07-08-09	Trey Coleman	2003
Randy Alford	1970-71-72	Jean Barras	1955	Bobby Bowman	1949	Dale Calihan	1963-64	Mike Collier	1975-76-77-78
Omeke Alikor	2003-04-05-06	C.A. Barrett	1921	Roland Boyce	1972-73, 1975	Bryce Callahan	2011-12-13-14	Eddy Collins	1973-74-75-76
Blaze Alldredge	2018-19-20	Kensley Barrett	1999	Brandon Boyd	2000-01-02-03	Pat Callahan	1992-93-94-95	Edwin Collins	1971-72-73
Davon Allen	2008-09-10-11	Bert Barron	1963-64-65	Kevin Brabham	1994-95-96-97	Aubrey Calvin	1929	Jay Collins	1965-66-67
Donald Allen	1988, 1992	Joe Barron	1968-69	Andre Brackens	2010-11	Dean Calvin	1922	Larry Collins	1981-82-83-84
Chase Allen	1995-96-97	Dennis Barry	1977-78-79-80	B.H. Bradbaer	1943-44-45	Charles Campbell	1984-85-86	Mike Collins	1978, 1980-81
Emerson Allen	1992-93-94-95	Aaron Bassett	1998	F.S. Braden	1927-28	Donald Campbell	1950	Mike Collins (QB)	2020
Frank Allen	1949-50	Livy Bassett	1939-40	Garrett Braden	2020	J.I. Campbell	1921-22-23	Roger Collins	1968-69-70
Justin Allen	2010-11	Bill Batchelor	1968-69-70	Emmanuel Braden	1948-49-50	Kobie Campbell	2020-21	Mark Comalander	1984-85-86-87
J.J. Allen	1928	Jeremy Bates	1997, 1999	Jack Bradley	2019-20-21	Jerry Candler	1960-61-62	Merle Comstock	1926-27
Robert Allen	1950	Marcus Battle	2002-03-04	Leroy Bradley	1998-99-2000-01	Anthony Canady	2013	Herman Conklin	1930-31-32
Travis Allen	1930	JaQuez Battley	2018	Steve Bradshaw	1967-68-69	Greg Cannady	1976	Tony Conley	1968-69
Marvin Allensworth	1983	Voddie Baucham	1989	Travis Bradshaw	2008-09-10-11	Douglas Canter	1977	Quin Connelley	1933
Isaac Allison	2000-01	Cody Bauer	2009-10-12-13	Carmen Brandon	1933-34-35	John Cardwell	1970	Austin Conrad	2019-20
J.D. Allnoch	1927-28	Larry Baugh	1971-72	Robert Brandon	1937-38-39	Rhett Cardwell	2018-19	Kevin Conrad	1995
Jack (Bucky) Allshouse	1968-69-70	Joel Baxter	1981-82	William Brandon	1936-37	Gary Carley	1969-70	Jake Constantine	2021
G.F. Alsbrook	1956	J.E. Beall	1915	Dick Brannon	1938-39	Nico Carlson	2011-12-13-14	Taylor Cook	2010-11-12
David Alston	1985-86-87-88	Andy Beard	1995-96-97-98	Ted Brannon	1941-42	Dan Carlton	1970-71	Chris Cooley	1992-93-94-95
Kevin Ancell	1985	Pierre Beasley	2008-09-10	Neal Branscum	1964-65	Eddy Carnes	1970	Don Coontz	1981
Calvin Anderson	2015-16-17	Rod Beavan	1996-98-99-2000	Daniel Brast	1960	Dan Carpenter	2016	DeJaun Cooper	2003-04-05-06
Don Anderson	1945-46-47	Robbie Beck	2000-01-02-03	Jeff Brast	1977-78	Keshawn Carrington	2008-09-10-11	Earl Cooper	1976-77-78-79
Gary Anderson	2005-06-07	Nathan Beck	1980, 1982	LaRay Brashers	1970-71-72	De'Braylon Carroll	2019-20	Vaquero Cooper	1972
John Anderson	1948-49	Karlon Bedford	1996-97-98-99	C.A. Brett	1920	Drew Carroll	2011-12-13	Ford Corbett	2016
Preston Anderson	1971-72-73	H.L. Bell	1916-17-18	Ray Brewster	1986-87	F.R. Carroll	1916	Paxton Corder	2000
Chike Anigbogu	2019-20-21	H.W. Bell	1945	Shirley Brick	1915-16-17, 1919	Edward Carson	1974	Olie Cordill	1937-38-39
Rene Aninao	2001	John Belton	1936	Blois Bridges	1952-53	Carson	1920	John Cornett	1960-61
Max Aniyam	2007-08-09-10	Jarrett Ben	2008-09	Thad Bridges	1995-96	Harmon Carswell	1950	Don Costa	1954
Gene Antil	1957 (Manager)	Thomas Benford	1995-96-97-98	O.J. Brigance	1987-88-89-90	David Carter	2003-04	Byron Coston	1991-92-93-94
Larry Anthony	1960-61	Jason Benjamin	2002	James Briggs	1955-56	Jayson Carter	2014	Kayne Coulter	1986-87-88-89
Mike Appelbaum	1989-90-91-92	Nathan Bennett	1990-91-92-93	Trey Briggs	2009-10-12	Ty Carter	2016	Pat Courtney	1989
Antoine Arbuckle	1981-82	L.V. Benningfield	1965-66-67	Antonio Brinkley	1981, 1983-84-85	Jonathan Cary	2005-06-07	Vince Courville	1981-82
Jonathan Arceneaux	2006	Bubba Berg	1971-72	John Brock	2003	James Casey	2007-08	Christian Covington	2012-13-14
Ron Arceneaux	1971-72	Aaron Berger	1926-27	Rondel Brock	1973-74-75	Buck Casson	2004-05	Billy Cox	1960-61-62
William Ard	1934-35-36	David Berken	2005-06-07-08	Bo Broeren	1977-78-79	Alex Castano	1992	Gary Cox	1973-74-75
Alvaro Arenas	1975	Dale Bernauer	1969	Victor Brooks	2006-07-08	Andrew Cates	2003-04-05	John L. Cox	1943-44
DJ Arkansas	2021	Don Bernshausen	1971-72-73	Ward Broom	1983-84	Troy Cates	1980-81-82-83	LaVon Cox	1953-54
George Armstrong	1942	Christian Bertrand	2016-17	Ari Broussard	2019-20-21	James Cauley	1957	Clif Crabtree	1969, 1971-72
Henry Armstrong	1942, 1946-47	Wayne Bertsch	1962-63-64	Paul Brotze	1988-89-90	Connor Cella	2013-14-15-16	Derek Crabtree	1998-99-2000-01
Joel Armstrong	2004-05-06-07	Joey Beville	1974-75-76-77	Blair Brown	1996-97	Aaron Cephus	2017-18	Ryan Craig	2006-07-08
Kris Armstrong	1993-94	R.S. Bickford	1920-21-22	Derek Brown	2012-13, 15	Ronnie Cervenka	1963-64-65	W.O. Crain	1926
G.L. Arnold	1945	Adrian Bickham	2019-20-21	E.V. Brown	1918-19-20	Danny Cestero	2001	Courtney Cravin	1987-88-89-90
Harry Arthur	1936-37-38	Justin Bickham	2015, 2017-18	Jeff Brown	1940-41	Brian Chaffin	2019	J. F. Crawford	1937
Percy Arthur	1933-34	Bob Biering	1934-35	Larry Brown	1998-99-2000-01	Treshawn Chamberlain	2018-19-20-21	Marshall Crawford	1953-54-55
Twyman Ash	1956	Brad Bierstedt	1979-80-81-82	Spencer Brown	1960-61	R.E. (Roy) Chambers	1921-22-23	Richard Crayton	1981, 1983
Adrayll Askew	1992-93-94-95	John Biggs	1994	Bob Brown	1969-70-71	Richard Chapman	1951-52-53	Cleo Creamer	1937
Ricky Askew	1981-82-83	Bio Bilaye-Benibo	2005-06-07	W.E. Brown	1913-14-15-16	Caleb Chappelle	2020	Kolis Crier	1990-91-92
Jesse Atkins	1933-34-35	Guy Billups	2012-13-14	Bob Brumley	1939-40-41	David Cherry	1974-75-76	Clint Crisp	2001-02
Gene Auldridge	1966-67-68	Andrew Bird	2019-20-21	Mark Brundage	2008-09	Bill Chilivets	1971-72	Bill Crockett	1950-51-52
Scott Austin	2005-06-07	Brent Bishop	1997	Larry Brune	1973-74-75	Raymond Chilton	1956-57-58	Ernest Crockett	1977-78-79
Charles Avants	1973-74	Charles Blackburn	1970	Billy Bucek	1957-58-59	Jonathan Chism	2000-01-02-03	Herschel Crowe	1990-91-92-93
Howard Ayers	1963-64	William Blackburn	1941-42	Joe Buck	1970-71-72	T.F. Chmelik	1945	L.C. Crutchfield	1943
Max Anyiam	2007-08-09-10	F.B. Blackstone	1926-27-28	Donald Bulanek	1973-74	Rick Christon	1983	Cotey-Joe Cswaykus	2002-04
		Jason Blackwell	1995-96-97-98	Jaeger Bull	2018-19-20-21	Craig Christopher	1963-64-65	Cullie Culpepper	1972-73-74
		Calvin Blair	1981	Stanley Burge	1976	George Chukwu	2004-05-06-07	Joshua Cummings	2016-17-18
		Dennis Blair	1975-76-77-78	Danny Burgess	1983-84-85-86	Lawrence Cimino	2016	R.E. Cummings	1913-14
		Bernie Blaschke	1979-80-81	Eddie Burgoyne	1983, 1985-86	Tommy Clanton	1970-71-72	Doug Cunningham	1975-76-77-78
		J.T. Blasingame	2012, 14-15	Sammie Burk	1950, 1953	Drew Clardy	2003-04-05-06	W.B. Cunningham	1920
		Butch Blume	1960-61	Percy Burke	1930-31-32	Derek Clark	2010	Lorenzo Cyphers	1985-86-87-88
		Charles Boatman	1960	Bill Burkhalter	1949-50-51	Jeff Clark	1914-15	<b>• DDD •</b>	
		Mark Bockeloh	1973-74-75-76	DeWayne Burnett	1982-83-84-85				









# Rice Lettermen's list

Chris Miller	1990-91-92	Howard Nicholls	1934-35	Michael Perry	1995-96-97-98	Claude Reed	1974-75	Matthew Sams	2019-20
Deron Miller	1981-82	Douglas Nicholson	1965-66-67	Vince Pershing	1989-90	Sam Knox Reed	1967-68-69	Jonathan Sanchez	2019-20
Gene Miller	1957-58-59	Gordon Nicholson, Jr.	1931-32	Edwin Peters	1959	Tommy Rees	1961	Alfred Sanders	1975-76
Jimmy Miller	2005-06-07-08	N.L. Nicholson	1945, 1947	James Peters	1954-55	Jalen Reeves	2020	Tim Sanders	1979-80-81-82
Ralph Miller	1934	Scott Nimmons	2008	Turner Petersen	2010-11-12-13	Scott Reeves	1986-87-88-89	Aaron Sandoval	1997-98-99, 2001
C.H. Mims	1929	Pinky Nisbet	1953-54-55	Archie Peterson	1963	Andrew Reue	2012-13-14-15	Herbert Sawyer	1929-30
John Mims	1961-62-63	Chris Nixon	1985-86-87, 1989	Brandt Peterson	2018-19-20-21	D.J. Reneaux	1945	A.C. Sauer	1926
George Miner	1944, 1946	Ralph Noble	1946-47	Jon Peterson	1972-73-74	Alvin Rettig	1982-83	Graysen Schantz	2014, 2016-17-18
Julius Mitchell	2000-01	Andy Nobles	1938	Grant Peterson	2014	Atwood Reynolds	1925	A.P. Schoenfield	1927-28
Osby Mitchell	1980-81	Stephen Noh	2011	Jaе Phan	2016-17	Rashad Reynolds	1995-96-97-98	Jake Scheuhle	1936-37-38
Reid Mitchell	2016	Virgil Phelps	1975-76	Virgil Phelps	1964-65	Don Rhoden	1950-51-52	Jon Schnable	1958-59
Scott Mitchell	2007-08-09-10	Brian Nordstrom	2013-14	Trey Phillippi	2020-21	Collin Riccitelli	2020-21	Charles Schoultz	1939 (Manager)
Todd Mohr	2006-07-08	Matt Nordstrom	2008-09-10-11	Bryan Phillips	1977-78-79-80	Kyle Rice	1979-80-81-82	Bobby Schrader	1988-89-90
Crockett Mokry	2017-18	Ayden Noriega	2020	Dickie Phillips	1967-68	Robert Rice	1963-64	Karl Schraer	1986
Phillip Money	1980-81-82-83	Wil Norris	2007	Donald Phillips	1956-57	Don Richards	2012-13	Rudy Schrieder	1964
Antonio Montero	2018-19-20-21	Rodney Norton	1972-73-74-75	Mike Phillips	1969-70-71	Barry Richardson	1965-66-67	R.J. Schroeder	1951-52-53
Ben Montgomery	1994-95-96	Andrew Novak	2006	Tucker Phillips	1993-94-95-96	Chad Richardson	1996-97-98-99	Charlie Schuchard	1971-72 (mgr.)
Cameron Montgomery	2017-19-20-21	Robert Nowlin	1942	Will Phillips	2017-18	Dan Richardson	1932	Max Schuebel	1951-52-53
Wright Moody	1969-70-71	Adam Nunez	2019	James Phorne	1983-84-85-86	Darrell Richardson	1991-92	George Schulgren	1965-66-67
Bobby Moore	1950-51-52	Bobby Nunez	1982-83-84-85	Joe Phy	1971-72-73	Ernest Richardson	1965-66	Randall Schultz	1991
Charlie Moore	1935-36-37	Braedon Nutter	2020-21	Pike Pickett	2001	Isaiah Richardson	2017-19-20-21	Ronald Schultz	1959, 1961
Donte Moore	2010-11-12-13	Martin Nwakamma	2015-16-17-18	Pascual Piedfort	1966-67-68	Walter Richardson	1969-70	Robert Schulze	1932-33
Joe Moore	2001-02-03-04	Cameron Nwosu	2010-11-12	Randy Piel	1974-75-76	Rod Rickett	1980-81	Trey Schuman	2018-19-20-21
Lynwood Moore	1959	George Nyakwol	2017-18-19-20-21	Sam Pierce	2015-16-17-18	Campbell Riddle	2018-19-20-21	Joe Schwab	1984-85
Norman Moore	1952 (Manager)			Clenzie Pierson	1980-81-82	Regan Riddle	2019-20	Carl Schwartz	1947-48-49
Steve Moore	1973-74-75-76	<b>• OOO •</b>		Kenneth Pinkston	1990-91-92	Brian Rider	1967 (Manager)	Paul Scire	1981
G.O. (George) Morgan, Jr.	1922-23-24	Eric Ober	1994-95	Paul Piper	1962-63-64	Reggie Riggs	1980-81-82	Dexter Scott	1985-87
Rusty Morgan	1965	David Odem	1963	James Pitman	2002-03-04	Teddy Riggs	1950-51	Jack Scott	1929
W.O. Morgan	1928-29-30	Jeff Odum	1997	Rashard Pittman	1998-99-2000-01	Harold Riley	1947-48-49	Kelly Scott	1932
Alex Morris	1995-96-97	Steve Ogletree	1971-72	August Pitre III	2019-20-21	Joel Rios	1981-82-83	Marc Scott	1983-84-85-86
Elroyal Morris III	2021	J.M. Ogg	1925, 1927	Bobby Plaster	1966-67-68	Jay Riviere	1954-55	Scraeder	1927
Joe Morris	1934-36	Michael O'Grady	1965	Gary Poage	1960-61	Billy Robb	1937, 1939	Jared Scruggs	2003-04-05
Matt Morris	2016	Gilbert Okoronkwo	1998-99-2000-01	Dennis Pokluda	1973-74	Houston Robert	2016-17-18	W.F. Scruggs	1943-44
Myron Morrison	2019-20-21	Larry O'Neal	1973-74-75	Charles Pollard	1957-58-59	S.J. Roberts, Jr.	1947-48-49	Ted Scruggs	1941-42, 1946
Russell Moses	1984-85-86-87	Ethan Onianwa	2021	C.O. Pollard	1918	Charles Robinson	1968-69-70	Josh Seale	2000-01
Max Moss	1987, 1989	G.W. Oprea	1945	Darrion Pollard	2013-14-16	Melvin Robinson	1981-82-83-84	Edward Searcy	1957-58
Mitch Moss	1989, 1991	Kenneth Orji	2018-19-20-21	Ryan Pollard	2013-14-15	Merritt Robinson	1987-88-89	John Searcy	1959
Will Moss	2005-06-08	John Orsak	1959	Ryan Pontbriand	1999-2000-01-02	Allen Rodgers	1959	Bryan Seely	1974-75-76
Anthony Mowry	2000-01	Travis Ortega	1997-98-99-2000	Kevin Pool	2010	Eric Rodriguez	1994	Ardie Segars	1973-74-75-76
Stuart Mouchantaf	2012-13, 15	Uzoma Osuji	2017-18-19	Bendy Poole	1959	Jimmie Rogers	1936-37-38	Richard Segina	1987-88-89-90
Darrell Mouton	1977-78-79-80	Juma Otoviano	2018-19-20-21	Paul Porras	2010-11-12-13	Ernie Rogers	1976-77-78	Andrew Sendejo	2006-07-08-09
Dwane Moyer	1975-76-77-78	Bryan Oltmers	1974	Tom Posey	1940	Page Rogers	1954-55	D. Senuta	1945
Dwight Moyer	1975-76-77-78	Kerry Overton	1983-84-85-86	Nate Poss	1973-74-75-76	Roger Roitsch	1968-69-70	Marc Seguin	1980-81
Bert A. Mueller	1930, 1933	Cheta Ozougwu	2007-08-09-10	J.P. Potts	1916, 1919	Kurt Roper	1992-93-94	Clay Servin	2019-20-21
Jim Murphy	1989			G.B. Powell	1919-20	Quantis Roper	1985-86-87-88	Corey Seymour	1989-90-92-93
Ralph Murphy	1946-47-48-49	<b>• PPP •</b>		Frank Power, Jr.	1927-28-29	Mark Roquemore	1976	Kenny Seymour, Jr.	2021
T.R. Murphy	1945	Blain Padgett	2015-16-17	Paul Power	1984-85	I.B. Rose	1945	Hosam Shahin	2010-11-12
G.H. Murray	1925, 1927	Kebreyun Page	2018-19-20-21	Calvin Powitsky	1965-66	Jeff Rose	1974-75-76	C.R. Shaw	1919
Virgil Mutschink	1955	Harold Palmer	1937-38-39	Michael Poynter	2012	Joey Roseborough	1987, 1989	Doug Shaw	1991
Robert Myer	1930-31-32	Jarrett Palmieri	1989-90-91-92	Kyle Prater	2011-12	Charles Ross	2009-10-12-13	Eric Shaw	1985-86-87
Jordan Myers	2017-18-19-20-21	Bryce Parker	1937	Chad Price	2003-04-05-06	Tobin Rote	1946-47-48-49	Jimmy Shaw	2003
		E.M. Parker	1945-46-47-48	Herman Price	1936-37	Kent Rowald	1983-84-85	M.W. Sheffield	1943-44
<b>• NNN •</b>		Richard Parker	1965	Jack Price	1946-47-48-49	Kenneth Roy	1974-75-76	Antwan Shell	1999-2000-01-02
Jerry Nacarrato	1970-71	Dennis Parks	2012-13-14	Joe Price	1939-40-41	Laney Royal	1977-78	R.L. Shelton	1945
James Nall	1942	Tyler Parish	2008-09-10-11	Steven Prichard	1966-67-68	Randall Royall	2018	Robby Shelton	1966-67-68
Jim Nance	1936-37	Don Parrish	1975-76-77-78	Verlan Prichard	1940-41	Roy Royall	1934-35	Terry Shelton	1966-67
Lamont Narcisse	2020-21	D.P. Parrish	1943-44	Alan Pringle	1973-74	Bradley Rozner	2019, 21	Ja'Corey Shepherd	2005-06-07-08
P.E. Nash	1917, 1919-20-24	George Parry	1962-63	Atchley Procter	1953-54	Will Rub	1977-78-79-80	John Thomas Shepherd	2006-07-08-09
Stefan Nazar	2010	Cedric Parson	1987	Michael Procter	1965	Leo Rucka	1951-52-53	Adam Sheriff	2020
Billy Neal	1973-75-76	Clint Parsons	1987-88-89-90	Rex Procter	1949-50	Marcus Rucker	2003-04-05-06	Michael Shirk	1991-92-93
John Neece	1935-36-37	Tom Parsons	1947-48	Tim Procter	1977-78	Rudd	1916-17	Chris Shoppa	1980-81-82
Terry Neely	1981	Alden Pasche	1930-31	Steve Pruitt	1971-72-73	Mike Ruehman	1983-84	Will Shoppa	2007
Wayneard Nellums	1979-80-81-82	Steve Pasterchick	1978-79	Chris Ptaszek	2005-06-07-08	Mike Ruff	1994-95-96	Tanner Schuck	2008-09-10-11
Chad Nelson	1994-95-96-97	Zach Patt	2011-12-13-14	Oather Pugh	1949	Larry Ruffin	1996-97-98-99	Dan Shuford	1956
K.O. Nelson	1945	Brian Patterson	1981-82-83	Frank Pustka	1966-67-68	Alvin Runnels	1979-80-81-82	Mark Shupak	1983
Paki Nelsno	1995	Cedric Patterson III	2021	Richard Pustka	1968	Carl Russ	1944, 1946-47	Aidan Siano	2021
Rudolph Nelson	1978	Connor Patterson	2013-16			Russ Russell	1970	Matt Sign	1989-90-91-92
Bob Nemir	1944-45	Michael Patterson	2009-10-11	<b>• QQQ •</b>		T.N. Russell	1929	Dylan Silcox	2017-18-19
Horton Nesrsta	1951-52-53	William Patterson	1959	Stone Quillian	1940-41-42	Deric Rutherford	1991-92-93-94	Gene Silver	1950-51
Jack Neubauer	1970	Kenny Paul	1952-53-54			Don Rutledge	1976-77-78-79	Gerald Simila	1970
Eric Neuhaus	2007	L.L. Payne	1927-28	<b>• RRR •</b>		Frank Ryan	1956-57	Matt Simonette	2012-13-14
Alfred R. Neumann	1949-50	C.W. Pearce	1945	James Radcliffe	2011-12-13-14	Leroy Rysa	1965	Billy Simmons	1958-59-60
Jesse Neves	1973-74	Josh Percy	2019-20-21	Gene Raesz	1959-60-61-62			Kennett Simmons	1959-60-61-62
Joe Neveux	1930-31	Hart Peebles	1956, 1958	Josh Rahman	2015-16-17	<b>• SSS •</b>		Jack Simms	1942-43
Rodd Newhouse	1994-95-96-97	Tommy Peel	1970	Brian Raines	2005-06-07-08	Nick Sabula	1999-2000-01-02	Ryan Simonak	2003-04
Danny Newman	1976-77-78	Thadis Pegues	2002, 2004-05	Patrick Randolph	2007-08-09-10	Adrian Sadler	1997-98-99-2000	John Simonton	1993
Dasharm Newsome	2017-18-19	Faеe Pepe	2021	Don Rather	1958-59	Mitchell Sadler	1941	Bill Simpson	1922
H.J. Nichols, Jr.	1943-44, 1946	David Perkins	2004-05-06-07	R.H. Ray	1922-23-24	William D. Sadler	1932, 1934-35	David Simpson	1971-72
Johnny F. Nichols	1959	Hal Perkins	1974	Eddie Rayburn	1954-55	Kenneth Sam	1980-81	Jim Simpson	1984-85
Johnny H. Nichols	1961-62-63	Robert Perkins	1942	Lance Redmon	2001	Eric Sampson	1981-82-83-84	Ed Singletary	1937-38-39





# Rice All-Time Numerical Roster

<b>• 0 •</b>	
Adrian Bickham (RUSH)	2020-21
Collin Riccitelli (K)	2020
<b>• 1 •</b>	
Wes Hansen (PK)	1977-79
Gary Butler (LB-DB)	1981-84
William McClay (RB-DB)	1985-88
Charles Gulbrunson (QB)	1989
Cary Horton (LB)	1990-92
Ndukwe Kalu (DL)	1993-96
Ryan Smith (DL)	1997-98
Kyle Herm (QB)	1999-2003
Kyle Smith (DL)	1999
Gary Anderson (DB-WR)	2004-07
Jarret Ben (DB)	2008-10
Mario Hull (WR)	2013-14
Christian Covington (DT)	2014
Darik Dillard (RB)	2015-16
Aston Walter (RB)	2017-19
Antonio Montero (LB)	2019-21
Cameron Montgomery (WR)	2020-21
<b>• 2 •</b>	
Jesse James (DB)	1977
Jericho Toilolo (QB)	1979
Hosea Fortune' (WR)	1979-81
Bert Adams (DL)	1982
Kerry Overton (QB)	1983
Tyrone McLaurin (WR)	1984-87
Eric Henley (WR)	1988-91
Emerson Allen (RB)	1992-95
Anthony Griffin (RB)	1996-2000
Jason Benjamin (DB)	2002
Andray Downs (DB)	2002-06
Joseph Leary (DB)	2007-09
Sam McGuffie (RB)	2009-12
Ryan Trauffer (RB)	2013
Malcolm Hill (CB)	2014
James Mayden (WR)	2014-16
Jack Fox (K)	2015-18
Austin Walter (RB)	2017-18
Bradley Rozer (WR)	2019-21
Chris Boudreaux (CB)	2020
JaVante Hubbard (DE)	2020
Tre'shon Devones (CB)	2021
Collin Riccitelli (K)	2021
<b>• 3 •</b>	
Alan Pringle (PK)	1974
Doug Loafman (DB-P-PK)	1977
Darrell Mouton (RB)	1978-80
Michael Calhoun (QB)	1981-82
Mark Shupak (PK)	1983-84
Quentis Roper (QB)	1985-88
Keith Jefferson (LB)	1989
Antonio Wilson (DB)	1990-92
Nathan Bennett (DB)	1993
Aaron Stanley (DB)	1992, 94-96
Travis Ortega (DB)	1997-2000
Brandon Skeen (PK)	2001-03
Matt Ginn (DB)	2004-05
Toren Dixon (WR)	2006-09
Michael Poynter (QB)	2009
Taylor Cook (QB/TE)	2010-12
Jowan Davis (RB)	2013-16
James Farrimond (K/P)	2014-16
Brandon Douglas-Dotson (CB)	2017-18
Miklo Smalls (QB)	2017
Shawn Stankavage (QB)	2018
JoVoni Johnson (QB)	2019-21
Naeem Smith (S)	2019-21
<b>• 4 •</b>	
Doug Garland (RB)	1977
Rickey Thomas (DB)	1978-80
David Davenport (DB)	1981
Joel Baxter (PK)	1982
Glen Johnson (QB)	1983
Eric Shaw (RB-DB)	1984-87
Steve Collins (WR)	1988
Pat Courtney (PK)	1989

Chris Miller (WR)	1990-92
Kris Armstrong (WR)	1992-96
Jeremy Bates (QB)	1997-99
Jeff Vanover (LB)	1999-2003
Marcus Rucker (RB/LB)	2004-06
Randy Kitchens (DB/WR)	2007-11
Garrett Fuhrman (S)	2012
Dennis Parks (WR)	2012-15
Alex Lyons (LB)	2014-16
Sam Glaesmann (QB/WR)	2016-19
Ford Corbett (S)	2017
Prudy Calderon (DB)	2018-21
Mike Collins (QB)	2020
Cedric Patterson III (WR)	2021
<b>• 5 •</b>	
Robert Susen (DB)	1974-76
Michael Downs (DB)	1978-80
Jim Willard (DB)	1981-82
Eddie Johnson (DB)	1983-84
Mace Meeks (DB)	1986-87
Victor Henry (WR-DB)	1988-91
Justin Hyland (PK)	1992
Chris Hall (WR)	1992-93
Matt Huelsman (PK)	1995
Chad Richardson (QB)	1996-99
Brandon Skeen (PK)	2000
Greg Henderson (QB)	2001-04
Omeke Alikor (LB)	2005-06
Justin Hill (RB/LB)	2007-10
Lovett Gibson (WR)	2011-12
Justin Carter (S)	2012-13
Driphus Jackson (QB)	2013
James Hairston (K)	2014
Lance Wright (WR)	2014-17
Kevin Tracy (QB)	2015
Dasharm Newsome (DB)	2016-19
Wiley Green (QB)	2018-21
Chike Angibogu (S)	2020-21
<b>• 6 •</b>	
Darrah Smith (WR)	1974
Jim Day (QB)	1977
Cederick Johnson (RB)	1978-81
Tommy Harris (DB)	1982-84
Steve Thompson (DB-LB)	1985-88
Greg Willig (QB)	1989-92
Tucker Phillips (P)	1993-96
Matt Webber (WR)	1997-2001
Dustin Haynes (DB)	2002-05
Ja'Corey Shepherd (DB)	2005
Patrick Randolph (WR)	2006-10
Driphus Jackson (QB)	2011-12, 14
Zach Espinosa (S)	2013-15
Carter Tomsu (QB)	2013, 15
Destri White (S)	2016-17
Chris Boudreaux (WR)	2017-18
Ja'Quez Battley (LB)	2018-19
Reagan Williams (FB)	2019
Blaze Alldredge (LB)	2020
Khalan Griffin (RB)	2020-21
Desmyn Baker (LB)	2021
<b>• 7 •</b>	
Shib Simon (QB)	1972
Fred Geisler (QB)	1973-74
Jeff Swab (QB)	1977
Dale Walters (PK-P)	1979-83
Eddie Burgoyne (RB-QB)	1984-86
David Griffin (DB)	1987-91
Josh LaRocca (QB)	1992-95
Karlon Bedford (DB)	1996-99
Joe Moore (QB-RB)	2001-04
Tommy Henderson (WR)	2005-08
Kevin Gaddis (CB)	2009-10
Nick Fanuzzi (QB)	2009-11
Julius White (S)	2011-14
Taylor Knopf (K)	2013-15
Justin Bickham (CB)	2015-18
Jordan Myers (WR/TE)	2016-21
Trey Schuman (DE)	2019-21

<b>• 8 •</b>	
Dowd Hauver (DB)	1972
Tim Grear (RB)	1973
Randy Piel (DB)	1974-76
Mark Snyder (QB)	1977-78
Scott Clements (DB)	1979-82
Leland Key (PK)	1983
Keith Lewis (WR)	1984-87
Shane Hollas (QB-DB)	1988-89
Johnston White (DB-LB)	1990-93
Kurt Roper (QB)	1994
Michael Perry (RB)	1995-98
Travis Hale (P)	1999-2002
Lance Byrd (DB)	2003-06
Ben Hotard (QB/WR)	2007-10
Tanner Leland (S)	2009-10
Brent Hotard (TE)	2011
Derek Brown (WR/DE)	2012-15
Darrion Pollard (WR)	2014-16
Dylan Silcox (DB/LB)	2016-19
Cameron Montgomery (WR)	2017-19
Juma Otoviano (RB)	2020-21
Kebreyun Page (LB)	2020-21
<b>• 9 •</b>	
Glenn Hansen (DB)	1972
Darrah Smith (WR)	1973
Tommy Kramer (QB)	1974-76
Antoine Arbuckle (WR-DB)	1979-83
Dan Decker (TE)	1986
Donald Hollas (QB-DB)	1986-90
Sean Washington (DB)	1991-93
Mike Jones (LB)	1994
Thad Bridges (WR)	1995-96
Kenny Smith (DB)	1997-2001
Trey Coleman (DB)	2002-03
Ja'Corey Sheperd (DB)	2005-08
Chris Boswell (K)	2009-13
Zach Wright (QB/WR)	2012-15
Tabari McGaskey (LB)	2016
Jesse Hudak (WR)	2016-17
Jorian Clark (CB)	2017-18
Nashon Ellerbe (RB)	2018-19
Kirk Lockhart (S)	2019-21
TJ McMahon (QB)	2020-21
<b>• 10 •</b>	
W.D. Agnor (L)	1934
Sammie Burk (B)	1953-54
Homer Borgstedte (B)	1955
Sonny Searcy (B)	1956-58
Bobby Lueders (B)	1959
John Wilkins (B)	1962
Glen Hine (RB)	1964-66
Charles Gadd (QB)	1970-72
Claude Reed (QB)	1973-74
Frank Cebello (QB)	1976
Ronnie Peoples (QB)	1979-81
James Hamrick (PK)	1982-85
Sammy Hartman (DB-PK)	1986-90
Darrell Richardson (PK)	1991-92
Bert Emanuel (QB)	1991
Tony Washington (DB)	1993
Byron Godfrey (QB)	1994
Mike Jones (LB)	1995
Scott Grimes (PK-P)	1996-99
Terry Holley (QB-DB)	2000-04
Bio Bilaye-Benibo (RB)	2005-07
Roddy Maginot (WR)	2008-10
James Radcliffe (LB)	2011-13
Tyler Stehling (QB)	2012-16
J.P. Thompson (S)	2014-16
Kenneth Orji (DE)	2017-21
Austin Trammell (WR)	2017-20
Jake Constantine (QB)	2021
<b>• 11 •</b>	
Billy Ard (L)	1934
R.L. Shelton (B)	1946
Horton Nesrsta (B)	1953
Homer Borgstedte (B)	1954
Ken Williams (B)	1956-57

Max Webb (B)	1958-60
Jim Bob Loos (B)	1961-62
Robby Shelton (QB)	1967-68
Philip Wood (QB)	1969-71
Bill McCabe (QB)	1972-74
Mike Bruno (QB)	1975
Steve Pettit (WR)	1977
Jericho Toilolo (QB-WR)	1980-83
Kerry Overton (QB)	1984-86
Bobby Schrader (QB-P-WR)	1987-90
Jerron Smith (WR)	1991
Lars Olsen (PK)	1992
Aaron Stanley (DB)	1993
Chad Nelson (QB)	1994-97
Ben Wulf (QB-RB)	1998-2000
Marcus Battle (WR)	2001-04
Adam Herrin (LB)	2001
Thomas Lott (RB)	2005
Pierre Beasley (WR)	2007-10
Malcolm Hill (CB)	2011-12
Garrett Fuhrman (S)	2013-15
James Sanft (S)	2016
Parker Smith (WR)	2016-17
Brendan Harmon (WR)	2018
Cameron Valentine (DE)	2018-20
Jake Bailey (WR)	2019-21
<b>• 12 •</b>	
Red Bale (L)	1934
Barron Ellis (B)	1946
Emanuel Braden (B)	1947-48
Billy Burkhalter (B)	1949
Pat McGrath (B)	1962
Chuck Miller (B)	1963-64
Bob Williamson (DB)	1965-66
Robert Hailey (QB)	1967
Stahle Vincent (QB-RB)	1969-71
Reggie Anderson (QB)	1973-74
Claude Reed (QB)	1975
Robert Hoffmann (QB)	1978-80
Matt Skinner (QB)	1981
Doug Johnson (QB-DL)	1982-84
Travis Williams (QB-LB)	1985-86
Clint Parsons (PK-P)	1987-90
Randall Schultz (QB)	1991
Bert Emanuel (QB)	1992-93
Ben Montgomery (DB)	1994-96
Derek Crabtree (PK)	1997-2001
Brennan Landry (PK)	2002-05
James Casey (WR)	2007-08
Ryan Lewis (QB)	2009
Andre Brackens (S)	2009-11
J.J. Walker (WR)	2011-12
Michael Warren (CB)	2012-14
Charles Ross (RB)	2013
Carter Tomsu (QB)	2014
Temi Alaka (WR)	2015-16
D' Angelo Ellis (DB)	2016-19
Austin Conrad (WR)	2017-20
Josh Percy (LB/DE)	2020-21
Luke McCaffrey (QB)	2021
<b>• 13 •</b>	
Harry Fouke (B)	1934
Richard Wise (RB)	1971
Randy Piel (DB)	1973
Henry Harrison (LB)	1974
Roy Rainey (PK)	1980-81
Steve Kidd (DB)	1982-83
Mike Boudousquie (WR)	1984
Max Moss (DB-RB-LB)	1985-88
Luther Banks (RB)	1989
Jarret Palmieri (DB)	1990-92
Rodd Newhouse (RB)	1993-95
Travis Ortega (DB)	1996
Jason Hebert (DB)	1997-2001
Jeremy Hurd (QB-WR)	2002-03
Joel Armstrong (QB-WR)	2004-07
Scott Solomon (DE/NT)	2009-10
Andy Erickson (WR)	2010
Tanner Leland (S/DE)	2011-13
Nate German (QB/WR)	2013-16

Destri White (S)	2015
Collin Whitaker (DB/RB)	2016-18
Miles McCord (CB)	2019
Zane Knipe (WR)	2019-21
Lamont Narcisse (CB)	2020-21
<b>• 14 •</b>	
Rayburn Mays (L)	1934
Floyd Sommer (B)	1946-47
Mendel Laviage (B)	1953-55
Pat Bailey (B)	1956-58
Bob Wayt (B)	1960
Jerry Candler (B)	1961-62
David Ferguson (B)	1963-64
Howard Smith (RB)	1966
Dennis Alexander (QB-DB)	1967-69
John Kelly (QB)	1970
Bob Jenkins (QB)	1971
Mike Kramer (QB)	1972
Ron Vaughn (DB)	1973
Mike Drake (WR)	1974
Doug Garland (QB)	1975-76
Chris Shoppa (QB-DL)	1979-82
Wally McCampbell (QB-WR)	1983-84
Glen Ray Hines (PK-P)	1986-87
Andy Reeves (QB)	1988-90
Jimmy Lee (WR-RB)	1991-94
Raphael Tillman (QB-WR)	1995-99
Jeremy Hurd (QB-WR)	1999-2001
Ben Wiggins (WR)	2002
Gary Anderson (WR-DB)	2003
Tommy Henderson (QB)	2004
Justin Abt (DB)	2005-07
Xavier Webb (DB/S)	2009-11
Guy Billups (QB)	2011-14
J.T. Blasingame (CB)	2012-16
Jackson Tyner (QB)	2015-18
Christian Bertrand (DB)	2017
Ikenna Enechukwu (RUSH)	2018
Joshua Landrum (CB)	2019
Tom Stewart (QB)	2019
Jaren Banks (LB)	2020-21
Nate Kamper (TE)	2020-21
<b>• 15 •</b>	
Percy Arthur (L)	1934
Van Ballard (B)	1946-49
Paul Zipperlen (B)	1954-56
John Hooper (B)	1957
Don Jordan (B)	1958
Mike Bowen (B)	1959-60
Ronnie Graham (B)	1961
Russell Judd (B)	1963
Terry Pendleton (B)	1965
Dennis Alexander (QB)	1968
Jimmy Davis (QB)	1969-71
Hank English (PK)	1972
Glen Hansen (DB)	1973-74
Randy Hertel (QB)	1978-80
Tony Neely (DB)	1981
Kerry Overton (QB)	1982
Danny Yates (WR)	1983
Buddy Gregory (DB)	1984-86
Everett Coleman (DB)	1987-90
Ricardo Deckard (DB)	1991-92
Greg Battles (QB)	1993
Geoff Weien (WR)	1993
Tony Washington (WR)	1994-97
Corey Evans (QB-DB)	1998-2002
Matt Ginn (DB)	2002-03
Brandon King (DB)	2004-08
Phillip Gaines (CB)	2009-13
Jordan Taylor (WR)	2011-14
Jesse Hudak (WR)	2014-15
J.T. Granato (QB)	2015-16
Uzoma Akunebu (LB)	2016-17
Antonio Montero (LB)	2018
Chris Boudreaux (WR)	2019
Andrew Bird (CB)	2019-21
Shawqi Itraish (QB)	2021
<b>• 16 •</b>	





# Rice All-Time Numerical Roster

Everett Coleman (DB)	1986	Bryant Stone (B)	1954-55	Caleb Hart (TE)	2018	Tyler Smith (RB)	2007-10	Ronnie Graham (B)	1962
Bob Epps (DB)	1987	Joe Lloyd (B)	1957	Campbell Riddle (DS)	2019-21	Ronnie Lillard (LB)	2008	Jimmy Stark (B)	1963-64
Robert Summerlin (DB)	1989-90	Lonnie Caddell (B)	1958-61	Terrence Ellis (LB)	2020-21	Tyler Smith (RB)	2011	Bucky Allshouse (DB-P)	1968-70
Ed Howard (WR)	1991-94	R.J. Nitsche (B)	1963-64			Drew Travis (CB)	2012-13	Preston Anderson (LB)	1971-73
Byron Godfrey (RB)	1995-96	Jud Byars (LB)	1965-66	<b>• 35 •</b>		Ford Corbett (S)	2014-16	Ardie Segars (DB)	1974-76
Paul Thomas (RB)	1997-98	Doug Nicholson (LB)	1967	Wade Owen Jr. (E)	1934	Jacob Grams (S)	2017-20	Odin Mack (DB)	1977-80
Torey Batts (WR)	1999	Gene Taubert (RB)	1968	Alfred Neumann (B)	1947-49			Johnnie Sullivan (RB)	1981
Raymorris Barnes (DB)	2000-04	Kim Malone (RB)	1969-70-71	Bill Keller (B)	1954	<b>• 38 •</b>		Marvin Allensworth (LB)	1982-83
Carl Taylor (LB-DB)	2005-08	Kerry Cooper (DB)	1973	Richard Pustka (LB)	1967	James Sawtelle (L)	1934	Ted Humphreys (RB)	1984
John Welch (CB)	2009	James Sykes (RB)	1974-75-76	Donnie Johnson (LB)	1968	John Swords (RB)	1969	Ed Freeny (LB)	1985
Kevin Pool (FB)	2009-10	Reggie Hopkins (RB)	1978	LaRay Breshers (LB)	1970-72	Mike McCollum (LB)	1971	Billy Stone (LB)	1987-90
Bryce Callahan (CB)	2010-14	Wayneard Nellums (DB)	1979-82	David Swantner (LB)	1973	Jake Smitherman (LB)	1972	Larry Jester (LB-DL)	1991-93
Granger McCollough (K)	2011	Stephen Holmes (DB)	1983-87	Billy Neal (RB)	1974-76	Jim Kelley (LB)	1973	Kevin Brabham (DB)	1994-97
Houston Robert (S)	2015-18	Richard Williams (RB)	1988-89	Laney Royal (RB)	1978	Eddy Collins (LB)	1974-76	Greg Gatlin (DB)	1998-2002
Chike Anigbogu (S)	2019	Carlos Anderson (RB)	1990-91	Steve Chafin (RB)	1979-80	Kent Killion (LB)	1978-80	Jared Gilbert (LB)	2003-05
Adam Nunez (P)	2019	John Biggs (P)	1992-93-94	Michael Burt (LB)	1981-84	David Erwin (DL-LB)	1981-83	Scott Austin (FB/TE)	2006-07
Sean Fresch (ATH/CB)	2020-21	Benji Wood (RB)	1995-96-97	James Phorne (LB)	1985-86	Brad Kracht (RB)	1985	Garrett Rhodes (P)	2009
		Vincent Hawkins (RB)	1998-2002	Warren Parker (DB)	1987	Tim Fitzpatrick (LB)	1987	Zach Patt (LB/DE)	2010-12
<b>• 30 •</b>		Jordan Kramer (RB)	2003-04	Msonthi Levine (WR)	1988-92	H.B. Brown (LB)	1988-89	Gabe Baker (S)	2013
John McCauley (B)	1934	Trey Hopson (RB)	2005	Jason Jones (DB)	1993	Darrell Richardson (PK)	1990	Brady Wright (DE)	2014-18
Carl Russ (B)	1946-47	Willie Garley (LB)	2007-10	Brent Huffman (DB)	1994	John Campbell (DB)	1991-92	Jalen Reeves (RUSH)	2020-21
David Kelley (B)	1957	Will Allday (WR)	2009	Karlon Bedford (DB)	1995	Jeff Epp (RB)	1991		
Bill Schneider (B)	1958-59	James Farrimond (K/P)	2011-12	Wesley Kubesch (B)	1996-99	Randy Garcia (DL)	1993	<b>• 41 •</b>	
Jerry Kelley (B)	1960	Darik Dillard (RB)	2012-14	BJordan Kramer (RB)	2000-02	Greg Holloran (LB)	1995-97	Frank Steen (E)	1934
Paul Piper (B)	1961-63	Arthur Bradshaw (S)	2014-15	Bio Bilaye-Benibo (RB)	2003-04	Cabot Denny (RB)	1998	Dick Hoerster (B)	1946-47
Gene Walker (B)	1964-65	Christian Bertrand (DB)	2015-16	Jonathan Arceneaux (LB)	2006	Andy Petter (DB)	1999	Hardy Dean (B)	1949
Howard Smith (RB)	1967-68	Nolan Spencer (WR)	2017-18	Travis Bradshaw (S)	2008-10	Jeremiah Ramer (LB)	2000-01	Fred Morgan (B)	1954-55
Ronnie Marsh (LB)	1969	Jerry Johnson III (FB)	2019-21	Scott Solomon (DE)	2011	Lance Byrd (DB)	2002	Ronnie Hatfield (B)	1961-63
Mike Phillips (RB)	1971	Jared Albert (DB)	2021	Luke Turner (RB)	2012-15	Aubrey White (DB)	2003-07	Jimmy Henderson (B)	1964
Dennis Pokluda (LB)	1973-74			Will Phillips (DL/TE/FB)	2016-18	Chris Jammer (CB)	2008-11	L.V. Benningfield (RB)	1965-67
Steve Gleaves (DB-P)	1976-79	<b>• 33 •</b>		Luke Armstrong (FB)	2019-20	Darriorn Pollard (CB)	2012-13	Charles Blackburn (RB)	1968
Eric Barkett (TE)	1982	Albert Metzlor (B)	1934	Aidan Siano (LB)	2021	Jayson Carter (RB)	2014	Darrell Bingham (DB)	1971
Richard Crayton (DB)	1981-83	Jack Price (B)	1946			J.D. Johnson (LB)	2014-15	Cliff Crabtree (RB)	1969-72
Roy Thompson (DB)	1984-87	Walter Coffey (B)	1947-48	<b>• 36 •</b>		Nahshon Ellerbe (RB)	2015	Jesse Whittenton (LB)	1973-74
Mike Hooks (LB-DS)	1988-92	Phil Norman (B)	1959	Roy Royall (B)	1934	Anthony Ekpe (LB)	2016	Rickey Evrard (DB)	1975-77
Adrian Woolcock (LB)	1991-92	Jerry Candler (B)	1960	Huey Keeney (B)	1946-48	JaShon Palmer (WR)	2019-20	Everett Todd (LB-DL)	1979-83
Mike Jones (LB)	1993	Mike Bowen (B)	1961	Gordon Kellogg (B)	1953-54	Zach Adams (K/P)	2021	Steve Kidd (DB-P)	1984-86
Mike Ruff (PK)	1995-96	Ronnie Cox (B)	1962-63	Ken Williams (B)	1955	Joshua Williams (S)	2021	Alastair MacPhail (DB)	1987-90
Dan Dawson (DB-LB)	1997-2001	Johnny Woodward (LB)	1965-66	Terry Shelton (RB)	1966			Jeffrey Mercer (LB)	1991
Stephen Wood (LB)	2002-05	Sully Woodland (LB)	1967-68	Ken Pearson (LB)	1968	<b>• 39 •</b>		Warrick Franklin (DB)	1992
Andrew Sendejo (DB)	2006-09	Randy Lee (LB)	1969-70	Ronnie Johnson (LB)	1969	Harris Shelton (L)	1934	Adam Zylman (TE)	1993-95
Jeremy Eddington (RB)	2010-13	Harry Higgins (DB)	1971-74	Gerald Smith (DB)	1970	Don Anderson (B)	1946-47	Victor Young (P)	1996-99
Josh Rahman (LB/DE)	2014-17	John Stroman (LB)	1976-78	Josh Smith (RB)	1971	Doyle Weldon (B)	1948	Robbie Beck (RB)	2000-03
Ari Broussard (LB/RB)	2018-21	Calvin Fance (RB)	1979-80	Bob Cunningham (DB)	1972	Steve Curry (B)	1954	Luke Juist (PK)	2004-07
Elroyal Morris (DL)	2021	Kevin Trigg (RB)	1981-83	Roland Boyce (RB)	1973-75	Jack Dyess (B)	1955	Kyle Martens (P)	2008-11
		Pete West (LB)	1985-86	Greg Brown (DB)	1979	Howard Hoelscher (B)	1956-57	Alex Lyons (LB)	2012-13
<b>• 31 •</b>		Otis Latin (LB)	1987	Donnell Jones (DB)	1981-85	Frank Smith (B)	1959-60	Bradley Beazant (LB)	2014
Melvin Moody (B)	1947-48	Donald Allen (DB-WR)	1988	Jimmy Hines (DB-RB)	1987-89	Jim Martins (B)	1961-62	Joshua Cummings (CB)	2015
Frank Allen (B)	1949	Jarret Palmieri (DB)	1989	Doug Shaw (LB-DL)	1990-91	David Herndon (B)	1964-65	Chris Barnes (TE)	2016
Morris Stone (B)	1953-54	Nathan Bennett (DB)	1990-92	Bobby Dixon (DB)	1992-95	Kent Ulm (LB)	1966	Randall Royall (TE)	2017
Raymond Chilton (B)	1956-58	Johnny Bagwell (PK)	1993-95	LonDee Smith (DB-LB)	1996-2000	Larry English (LB)	1969	Garrett Braden (LB)	2019
Dickie Masters (B)	1959	Thomas Benford (LB)	1996-98	Brad Beavan (RB)	2002	Larry Walling (LB)	1970	Plae Wyatt (S)	2020-21
Phil Norman (B)	1960	Julius Mitchell (DL)	1999-2003	Jon Turner (DB)	2003-04	Brad Talley (DB)	1971-72		
Corky Bloomfield (B)	1962	John Wall (RB)	2004-06	Vernon James (LB)	2005-08	Rodney Norton (LB)	1973	<b>• 42 •</b>	
Barry Richardson (LB)	1965-67	Max Anyiam (DB)	2007-09	Roonie Lillard (LB)	2009-10	Mark Roquemore (DL-LB)	1974-76	Luke Abbett (B)	1946
Tony Conley (RB)	1968-69	Austin Laudenslager (S)	2011-13	Fred Jackson (DB)	2011-13	Frank Wilson (RB)	1979-80	George Glauser (B)	1949
Ted Scruggs (RB)	1970	Emmanuel Eusukpa (RB)	2015-18	Paine Maticisk (RB/DL)	2014-17	Joe Henke (TE)	1981	Don Whittaker (B)	1953
David Simpson (RB)	1971-72	Anthony Ekpe (LB/DE)	2017-19	Myles Adams (DL)	2017	Leland Key (PK)	1982	Jack Throckmorton (B)	1954-56
Tim Grear (RB)	1974	Myron Morrison (LB)	2020-21	Campbell Riddle (DS)	2018	Dwain Turner (RB)	1983	Dale Baker (B)	1959-61
Don Parrish (DB)	1976-78					Brent Knaption (DB)	1984-88	L.V. Benningfield (B)	1964
Jeffrey Hudgins (WR)	1979	<b>• 34 •</b>		<b>• 37 •</b>		Cary Horton (DB)	1989	Rodney Kinci (RB)	1965-66
Brian Patterson (DB)	1981-83	Joe Morris (L)	1934	William Sadler (E)	1934	Charles Gulbranson (DL)	1990-92	Terry Shelton (DB-RB)	1967
Doug Adams (DB)	1984-85	Gary Jennings (B)	1960	Bill Bann (B)	1955	Wes Yeakle (PK)	1994-95	Tom Clanton (DB)	1970-72
Halie Washington (RB)	1986-87	Mike O'Grady (B)	1964-65	Gene Jones (B)	1956	Adam Williams (DB)	1997-99	Gary Cox (DB)	1973-75
Steve Clements (RB)	1988	Gene Taubert (RB)	1966	Hart Peebles (B)	1958	Jason Benjamin (DB)	2000	Calvin Fance (RB)	1978
Tommy Lee (WR)	1989-90	Murphy Davis (LB)	1967	Roland Jackson (B)	1959-61	Kevin Ford (RB)	2001	Tim Sanders (RB)	1979-82
Jeff Epp (RB)	1992-94	Paul Strahan (LB)	1968	Russell Wayt (B)	1962-64	Jesse Stowers (RB)	2002	Wayland Mason (RB)	1983-87
Robert Forrester (RB)	1995-98	Dale Grounds (LB)	1969-71	Lester Lehman (RB)	1965-67	Derek Bingham (DB)	2004-05	Brent Binder (LB)	1988-89
John White (DB)	1999-2001	Larry Brune (DB)	1972	Monte Hutchinson (LB)	1968-70	Dale Lloyd (DB)	2006	Kerry Lewis (DB)	1990-91-92
Tyler Smith (DB)	2002-04	David Robinson (RB)	1973	Pat Kelly (DL)	1971-73	Stephen Noh (S)	2011	Mike Wilson (DS)	1993-94-95
Brian Raines (LB)	2005-08	Bobby Tincher (DB)	1977	Steve Kelley (LB)	1974	Cameron Decell (K/P/WR)	2012-14	Justin Engler (LB)	1998-2002
Broderick Jackson (S)	2009, 2013	Bernie Blaschke (DB)	1979-81	Steve Pasterchick (DB-DL)	1977-79	Paine Maticisk (LB)	2013	Marcus Rucker (RB)	2003
Justin Allen (LB)	2009-11	Larry Collins (RB)	1982-84	Antonio Brinkley (RB)	1981-85	Clayton Malcomb (DS)	2014-18	Robert Calhoun (LB)	2006-09
Martin Nwakamma (S/LB)	2014-18	Cedric Parson (RB-DB)	1985-87	Mark Brindley (P)	1987-88	Camden Miller (LB)	2017	Michael Kutzler (LB)	2010-13
Matthew Sams (DB)	2019-20	Tim Fitzpatrick (LB-DL)	1988-90	Jorge Perez (PK)	1989			Emmanuel Ellerbee (LB)	2014-15
Christian VanSickle (K/P)	2021	Byron Coston (RB)	1991-94	Ricardo Deckard (DB)	1990	<b>• 40 •</b>		Dylan James (LB)	2017-19
Marcus Williams (S)	2021	Brent Huffman (DB)	1995-97	Alan Green (RB)	1991	Ray Smith (B)	1934	Brian Hibbard (FB)	2020-21
		Kensley Barrett (DB)	1998-99	Tucker Phillips (P)	1992	John Kelly (B)	1947-48-49	Kenny Seymour, Jr. (LB)	2021
		Gabe Howe (QB-LB)	2000-02	Arthur Terry (DL)	1993-96	Mac Taylor (B)	1953-54		
<b>• 32 •</b>		Terrance Garmon (DB)	2006-09	Jamie Tyler (RB)	1997-2001	Don Meek (B)	1956	<b>• 43 •</b>	
Ralph Miller (L)	1934	Cameron Nwosu (LB)	2010-11	Michael Merrick (DB)	2002-04	Gordon Speer (B)	1957	Bobby Lantrip (B)	1946-47, 49
Gene Kwaitkowski (B)	1946	Joe Ballard (LB)	2013-17	Dustin Hufsey (WR)	2006	Johnny Stephenson (B)	1958-60	Carl Johnson (B)	1953
Teddy Riggs (B)	1949								









# Rice All-Time Numerical Roster

Steve Lister (OL) 1981-84  
 Tim Williams (OL) 1985  
 Ted Humphreys (DL) 1987  
 Richard Dombroski (OL) 1988-89  
 Russell Stackhouse (OL) 1990-93  
 Mark Spinner (OL) 1994-97  
 B.J. Forgunson (DL) 1998-99  
 Micah Meador (OL) 2000-01  
 Cory Laxen (OL) 2002-05  
 Davon Allen (OL) 2007-11  
 Connor Patterson (OL) 2012-16  
 Clay Servin (OL) 2018-21

## • 72 •

Verlan Prichard (L) 1946  
 Neil Ballard (L) 1947-48  
 James Timmons (L) 1949  
 Max Schuebel (L) 1953  
 Jean Barras (L) 1954-55  
 Thurman Terry (L) 1956-58  
 Delbert Wiley (L) 1959  
 George Karam (L) 1960-61  
 James Favors (L) 1962-63  
 Leroy Ryza (L) 1964-65  
 Harlon Dearing (DL) 1966  
 David Vasek (OL) 1967  
 Don Hayward (DL) 1968  
 Dan Carlton (DL) 1969-70  
 Randy Barnett (OL) 1972  
 Tom Moore (DL) 1973  
 Pat Burge (OL) 1974  
 Alfred Sanders (OL) 1975-77  
 Tom Hopkins (OL) 1979  
 Bryan Phillips (DL) 1980  
 Kent Rowald (DL-OL) 1981-85  
 John Zurita (DL) 1986-88  
 Billy Cook (OL) 1989  
 Tom Hetherington (OL) 1990-93  
 Ben Westcott (OL) 1994  
 Kelly Hejtmancik (DL) 1997-2001  
 Robby Heos (OL) 2003-07  
 Stefan Nazar (OL) 2009-10  
 Ian Gray (OL) 2011-14  
 Castin Neumeyer (OL) 2015-16  
 Hunter Jones (C) 2019  
 Trey Phillippi (OT) 2020-21

## • 73 •

Bob Bowman (L) 1946  
 Woodrow Wilson (L) 1947-48  
 LaVon Cox (L) 1953-54  
 Larry Whitmire (L) 1955-57  
 Ron Caldwell (L) 1958  
 John Windrow (L) 1959  
 Ray Albom (L) 1960-61  
 Louis Mazzurana (L) 1962  
 Jim Vining (L) 1963-65  
 Leland Winston (OL) 1966-68  
 Larry Medford (DL) 1971-72  
 John Reddington (OL) 1973  
 Frank Fulps (OL) 1974  
 Ernie Rogers (OL) 1976-78  
 David Damer (OL) 1979  
 Brad Bierstadt (DL) 1980-82  
 Mike Keavney (OL) 1983-85  
 Jason Lucas (OL) 1987-90  
 Eric Ober (OL) 1991-95  
 Aaron Sandoval (OL) 1996-2001  
 David Perkins (OL) 2003  
 Austin Wilkinson (OL) 2004-08  
 Alex Lowry (DL) 2009  
 John Poehlman (OL) 2011-13  
 Andrew Reue (OL) 2015  
 Peter Godber (OL) 2016  
 Cole Garcia (OL) 2018-21

## • 74 •

Jim Spruill (L) 1946-47  
 Paul Gioski (L) 1948-49  
 Bob Pasemann (L) 1954  
 Claude White (L) 1955-57  
 Cecil Groves (L) 1958

Gene Miller (L) 1959  
 John Cornett (L) 1960-61  
 Richard Bowe (L) 1962-64  
 John Polk (L) 1965  
 James Doyle (DL) 1966  
 Ernie Richardson (DL) 1967  
 Joe Barron (DL) 1968-69  
 Sammy Johnson (OL) 1970-73  
 James Anderson (OL) 1974  
 Danny Johnson (OL) 1975-76  
 Brian Bergdoll (OL) 1978  
 Brett Wagner (OL) 1979-82  
 Keith Crawford (OL) 1983  
 Dwain Turner (DL) 1984-86  
 Mike Gonzales (OL) 1987-88  
 Ken Fields (OL) 1989  
 Jimmy Golden (OL) 1990-93  
 Julian Duncan (OL-DL) 1994-98  
 Billy Harvin (OL) 1999-2001  
 Courtney Gordon (DL) 2003  
 Chris Ptaszek (OL) 2005-08  
 Cade Shaw (OL) 2009-10  
 Caleb Williams (OL) 2011-13  
 Hunter Ponder (OL) 2014  
 Jack Greene (OL) 2016-17  
 Andrew Mike (OL) 2018  
 Nick Wagman (OT) 2019-21

## • 75 •

Bob Hart (L) 1946  
 James Martin (L) 1947-48  
 Layton Goleman (L) 1953-54  
 Don Phillips (L) 1955-56  
 Ken Korges (L) 1957  
 Don Rather (L) 1958-59  
 Jim Jones (L) 1960-61  
 Charles Hubbard (L) 1962-63  
 Neal Branscum (L) 1964-65  
 Frank Pustka (DL) 1966-68  
 Ron Waedeman (OL) 1969-72  
 Rondel Brock (DL) 1974-75  
 Buck Thomas (OL) 1977-79  
 Rodney Williams (DL) 1980-81  
 Ernest Mitchell (OL) 1982-83  
 Paul Wheeler (OL) 1983-84  
 Fred Stovall (OL) 1985  
 Allen Koch (OL) 1986-89  
 Chris Ritchie (LB) 1990  
 Everett Burton (OL) 1991-95  
 Keith Meyer (OL) 1998-2002  
 Jonathan Cary (DL) 2003-04  
 Cameron Vester (OL) 2007-09  
 Justin Warren (OL) 2010-11, 13  
 Caleb Williams (OL) 2014-15  
 Matt Terrill (OL) 2016-17  
 Derek Ferraro (OL) 2018-21  
 Blake Boenisch (DL) 2021

## • 76 •

Ed Parker (L) 1946-48  
 Eddie Rayburn (L) 1954-55  
 Jim Steitle (L) 1956  
 Jim Stroud (L) 1957  
 Max Burnett (L) 1958-59  
 Charles Boatman (L) 1960  
 John Mims (L) 1961-63  
 Bud Hudson (L) 1964  
 Ernie Richardson (OL) 1965-66  
 Brownie Wheelless (OL) 1967-70  
 Chuck Orwig (OL) 1971  
 Cornelius Walker (DL) 1972-74  
 Dwight Moyer (OL) 1976-78  
 Kyle Smith (DL) 1979-82  
 Mike Turner (DL) 1983  
 Paul Power (OL) 1985  
 Scott Reeves (OL) 1986-89  
 Brendon Fitzgerald (OL) 1991-93  
 Anthony Martin (OL) 1995  
 Rod Beavan (OL) 1996  
 Anthony Mowry (OL) 1997-2001  
 Micah Meador (OL) 2002-04  
 Shaun Rainey (OL) 2005

Travis Mason (OL) 2007-09  
 Drew Carroll (OL) 2010-13  
 Sam Pierce (OL) 2015-18  
 Justin Gooseberry (OL) 2019  
 Nicholas McQuarry (K/P) 2020  
 John Long (OL) 2021

## • 77 •

Ralph Noble (L) 1946-47  
 Bob Winship (L) 1949  
 Jay Riviere (L) 1953-55  
 J.D. Smith (L) 1956-58  
 Charles Boatman (L) 1959  
 Max Burnett (L) 1960  
 Mike Fritsch (L) 1961  
 David Odem (L) 1962  
 Pat Estill (L) 1963  
 George Schulgen (L) 1965  
 Gene Hinyard (OL) 1966-68  
 Walt Richardson (OL) 1969-70  
 John Paul Hershey (OL) 1971-72  
 Larry Tokaz (OL) 1973  
 Buck Lanning (OL) 1974-76  
 Steve Farabee (OL) 1977  
 Mark Ricks (OL) 1979  
 David Damer (OL) 1980-82  
 Billy Jack Tyus (OL) 1983  
 Stewart Swinford (DL) 1984  
 Raul Loya (OL) 1985-86  
 Joey Roseborough (OL) 1987-89  
 Billy Baldwin (OL) 1990-92  
 Kyle Patrick (OL) 1993-95  
 Joe Davis (OL) 1996-2000  
 Ryan Smith (OL) 2001  
 Addison Hopkins (DL) 2003-04  
 Ian Gray (OL) 2010  
 Andrew Reue (OL) 2011-14  
 Uzoma Osuji (OL) 2016-19  
 Adam Sheriff (OL) 2020-21

## • 78 •

Ralph Murphy (L) 1946-49  
 Richard Chapman (L) 1953  
 Joe Blackwood (L) 1954  
 Charles Thompson (L) 1955  
 James Adams (L) 1956  
 Shelburne Ford (L) 1957-59  
 Keith Borgman (L) 1960  
 Richard Bowe (L) 1961  
 Hubert Smith (L) 1962  
 Harlon Dearing (L) 1964  
 Gene Auldrige (DL) 1965-68  
 Jack Neubauer (DL) 1969  
 Robert Walz (OL) 1971-73  
 Louis Stone (OL) 1974  
 Joey Beville (DL) 1975-77  
 Steve Spicer (OL) 1979-81  
 Mark McArthur (OL) 1982-83  
 Karl Schraer (OL) 1985-87  
 Jim Murphy (OL) 1988-89  
 Brice Harvey (OL) 1990-91  
 Brynton Goynes (DL) 1992-95  
 Shan Jackson (OL) 1996-98  
 Ross Lassetly (DL) 1999-2002  
 Vernon James (DL) 2004  
 Eric Ball (OL) 2009-11  
 Brandon Dawkins (OL) 2012-13, 15-16  
 Nico Carlson (OL) 2014  
 Jake Syptak (OL) 2018  
 Ethan Onianwa (OL) 2021

## • 79 •

Irving Rose (L) 1946  
 Bill Wyman (L) 1947-49  
 Rod Pafford (L) 1954  
 Jim Cauley (L) 1955-57  
 Charles Boatman (L) 1958  
 Cecil Groves (L) 1959  
 Lynwood Moore (L) 1960-62  
 Rudy Schreider (L) 1964  
 Calvin Powitsky (DL) 1965-66  
 Ken Lefner (OL) 1967

Bill Batchelor (OL) 1968-70  
 Bryan Davenport (DL) 1971-73  
 Dan Dampeer (OL) 1974  
 Eric Zammit (OL) 1975-77  
 Osby Mitchell (OL) 1979-81  
 Roland Smith (DL) 1982-83  
 Eric Johnson (DL) 1984-87  
 Billy Baldwin (OL) 1988-89  
 Donald Kindred (OL) 1990-92  
 Kenny Yates (OL) 1992  
 Richard Williams (OL) 1993-96  
 Isaac Allison (DL) 1998-2001  
 Bobby Van Borssum (OL) 2004  
 Charlie Wiebusch (DL) 2005-08  
 John Hodde (OL) 2009-13  
 Brandon Dawkins (OL) 2014  
 Isaiah Edwards (OL) 2015  
 Joseph Dill (OL) 2016-18  
 Regan Riddle (OG) 2019-21

## • 80 •

Gilbert Arnold (E) 1947  
 Frank Allen (E), 1948  
 M.L. McCurry (E), 1949  
 Dan Hart (E) 1953  
 Billy Varner (E) 1954  
 Charles Shelley (E) 1955-56  
 Gene Miller (E) 1957-58  
 Robert Johnston (E) 1959  
 Ed Joe Peters (E) 1960  
 Jerry Kelley (E) 1961-63  
 Ronnie Holliday (E) 1964-65  
 Walter Osborne (WR) 1966  
 Larry Davis (WR) 1967-69  
 Ronnie Johnston (DL) 1970  
 Larry Walling (DL) 1971-72  
 Larry Medford (TE) 1973  
 Larry Edwards (WR) 1974-76  
 Mike Collins (DL) 1979-81  
 Joey Henke (TE) 1982  
 Eric Barkett (TE) 1983  
 Glenn Johnson (WR) 1984  
 Mike Boudousquie (WR) 1985-88  
 Jimmy Bautch (WR) 1990  
 Bobby Gray (TE) 1991-92  
 Cedrick Jackson, (WR) 1993-94  
 Jason Blackwell (WR) 1995-98  
 Evan Meeks (WR) 1999-2001  
 Andy Hall (WR) 2002-05  
 Corbin Smiter (WR) 2006-10  
 Drew Travis (WR) 2010-11  
 Grant Peterson (WR/DE) 2012-15  
 Jonathan Sanchez (TE) 2017-20  
 Jayden Folmar (WR) 2021

## • 81 •

Tom Hudgens (E) 1946  
 Jack McBride (E) 1947-48  
 Bill Howton (E) 1949  
 Bob Woolbright (E) 1954-55  
 Gene Miller (E) 1956  
 Twyman Ash (E) 1957-58  
 Ronny Schultz (E) 1959-60-61  
 Gene Gray (E) 1962  
 Tommy Tyner (DL) 1965-66-67  
 James Garner (DL) 1968-69  
 Gary Butler (TE) 1970-71-72  
 Larry Brune (TE) 1973  
 Larry King (TE) 1975  
 Jim McGarvey (WR) 1977  
 Al Whitfield (TE) 1979-81  
 Jay Jefferson (WR) 1982-83  
 Ted Humphreys (DL) 1985  
 Brad Kracht (RB-TE) 1986-87  
 Voddie Baucham (TE) 1989  
 John Davis (TE-DL) 1990-91  
 Victor Henry (WR) 1992  
 Jeff Venghaus (WR) 1993-95  
 Shan Jackson (TE) 1999  
 Gavin Boothe (WR) 2000-02  
 Jarrett Dillard (WR) 2004-08  
 Donte Moore (WR) 2009-13

Cameron Johnson (WR) 2015-17  
 Caleb Chappelle (WR) 2020  
 Jagger Hebeisen (TE) 2021

## • 82 •

Neil Ballard (E) 1946  
 Joe Tusa (E) 1947-48  
 Ted Watson (E) 1949  
 R.E. Wortham (E) 1953  
 Larry Eisenwine (E) 1954-55  
 David Harris (E) 1956  
 Tommy Stellman (E) 1959-60  
 Marvin Spivey (E) 1961  
 Preston Johnson (E) 1962  
 Howard Ayers (E) 1963-64-65  
 John Grantham (WR) 1966  
 Ron Marsh (DL) 1967-68  
 Rodrigo Barnes (DL) 1969  
 Larry Caldwell (WR) 1971  
 John Burtner (DL) 1972  
 Mike McGuire (TE) 1973-74  
 Charles Drayden (DL) 1977-78  
 Joey Henke (TE) 1979  
 Stan McKinney (WR-TE) 1980-84  
 Wally McCampbell (WR) 1985  
 Merritt Robinson (WR) 1986-87  
 Donald Kindred (TE) 1988  
 Winston LaVan (WR) 1990-93  
 Andy Clifton (DL) 1994-97  
 Travis Thompson (TE) 1998-2002  
 Ben Wiggins (WR) 2003-04  
 John Welch (WR) 2005-08  
 Turner Peterson (WR) 2009  
 Luke Willson (TE) 2010-12  
 Cole Hunt (TE) 2013-15  
 Jaeger Bull (TE) 2017-21

## • 83 •

Bill Taylor (E) 1946-49  
 James Peters (E) 1954-56  
 Ronald Waters (E) 1958-60  
 John Sylvester (E) 1961-63  
 Mike Wood (E) 1964-65  
 George Alexander Sr. (DL) 1966-67  
 Kent Ulm (DL) 1968  
 Mike Phillips (TE) 1969-70  
 Bubba Berg (WR) 1971-72  
 Larry O'Neal (DL) 1973-75  
 Robert Hubble (TE), 1978-81  
 Charles Campbell (WR) 1982-84  
 Rock Mathis (PK) 1985-86  
 Ted Humphreys (DL) 1988  
 Herschel Crowe (WR) 1990-93  
 Bryan Weston (WR) 1994-98  
 Josh Seale (WR) 1999-2001  
 John Brock (WR) 2002-03  
 Dan Zimmerman (TE) 2004  
 Evan Fentriss (WR) 2006  
 Michael Fuda (WR) 2007  
 Andre Gautreaux (WR) 2009-13  
 Matt Terrill (TE) 2015  
 Rhett Cardwell (WR) 2016-19  
 Ryan Wallace (WR) 2020  
 Zion Felder (WR) 2021

## • 84 •

Froggy Williams (E) 1946-49  
 Marshall Crawford (E) 1953-55  
 Buddy Dial (E) 1956-58  
 Johnny Burrell (E) 1959-61  
 George Parry (E) 1962-63  
 Bert Barron (E) 1964-65  
 Sam Reed (WR) 1966  
 Dickie Phillips (WR) 1967-68  
 Bob Brown (WR) 1969-71  
 Brent Barnes (DL) 1973  
 David Stroud (DB) 1974-76  
 Walter Ford (DL) 1978-79  
 Terry Lowe (LB-DL) 1980-84  
 Melvin Turner (TE) 1985-89  
 Clem Torres (TE) 1990-94  
 Shan Jackson (TE) 1995



# All-Time Results

## PHIL ARBUCKLE

(1912-17, 1919-23)

Arbuckle was the first athletic director and coach at the Rice Institute in 1912, coming from Southwestern University in Georgetown. He coached the Owls for 11 seasons, interrupted only by Army service in 1918 during World War I. His overall record was 52-30-8 (8-15-2 SWC).

### 1912 (3-2)

**Coach: Phil Arbuckle**

O26 at Houston HS	W	7-6
O30 at Orange HS	W	13-0
N9 at Sam Houston State	W	20-6
N15 at Southwestern	L	32-0
N28 at Austin College	L	81-0

### 1913 (4-0)

**Coach: Phil Arbuckle**

O17 Signal Corps Co. B	W	14-0
O25 Houston HS	W	7-0
N18 Southwestern	W	53-14
N27 at Trinity	W	7-0

### 1914 (3-2-3)

**Coach: Phil Arbuckle**

O10 Southwestern	W	12-7
O17 at Texas	L	41-0
O24 TCU	T	0-0
O31 Daniel Baker	W	13-7
N9 Texas A&M	L	32-7
N14 Oklahoma State	T	13-13
N20 Baylor	W	14-13
N26 at Austin College	T	0-0

### 1915 (5-3, 1-2 SWC)

**Coach: Phil Arbuckle**

O2 Trinity	W	46-0
O8 Baylor (SWC)	L	26-0
O16 at Texas (SWC)	L	59-0
O23 Daniel Baker	W	28-0
O30 TCU	W	33-0
N8 Texas A&M (SWC)	W	7-0
N17 LSU	W	6-0
N27 Notre Dame	L	55-2

### 1916 (6-1-2, 1-1 SWC)

**Coach: Phil Arbuckle**

O7 at Texas (SWC)	L	16-2
O13 Austin College	W	40-0
O21 Southwestern	W	24-0
O27 at TCU	T	7-7
N4 Texas A&M (SWC)	W	20-0
N11 Tulane	W	23-13
N17 SMU	W	146-3
N24 at LSU	T	7-7
N30 Arizona	W	47-7

### 1917 (7-1, 1-1 SWC)

**Coach: Phil Arbuckle**

O6 Illinois Medics	W	31-0
O13 TCU	W	26-0
O19 Austin College	W	53-13
O27 at Texas (SWC)	W	13-0
N3 Haskell Institute	W	55-13
N10 Southwestern	W	34-13
N17 at Tulane	W	16-0
N29 Texas A&M (SWC)	L	10-0

### 1918 (1-5-1, 1-1 SWC) - T 3<sup>RD</sup>

**Coach: John Anderson**

O5 Camp Logan	L	10-0
O19 Park Place Flyers	L	7-0
O26 Camp Logan	T	0-0
N2 Kelly Field	L	28-0
N9 Park Place Flyers	L	3-0
N16 at Texas	L	14-0
N30 SMU	W	13-0

### 1919 (8-1, 3-1 SWC) - 2<sup>ND</sup>

**Coach: Phil Arbuckle**

O4 Trinity	W	12-0
O11 at Baylor (SWC)	W	8-0
O18 Southwestern	W	22-0
O24 Austin College	W	54-0
N1 at Texas (SWC)	L	32-7
N8 SMU (SWC)	W	21-14
N15 University of South	W	19-7
N21 Howard Payne	W	7-0
N27 Arkansas (SWC)	W	40-7

### 1920 (4-2-2, 2-2-1 SWC) - 4<sup>TH</sup>

**Coach: Phil Arbuckle**

O9 Baylor (SWC)	W	28-0
O16 at Tulane	T	0-0
O23 Southwestern	W	19-0
O30 Texas (SWC)	L	21-0
N6 at SMU (SWC)	W	10-0
N15 at Texas A&M (SWC)	L	7-0
N19 Texas State	W	48-0
N25 Arkansas (SWC)	T	0-0

### 1921 (4-4-1, 1-2-1 SWC) - 6<sup>TH</sup>

**Coach: Phil Arbuckle**

O1 Louisiana-Lafayette	W	54-0
O8 at Baylor (SWC)	L	17-14
O15 Tulane	L	7-6
O22 Southwestern	W	28-0
O29 at Texas (SWC)	L	56-0
N5 SMU (SWC)	W	7-0
N11 Texas A&M (SWC)	T	7-7
N18 at Trinity	W	28-14
N24 Oklahoma	L	27-0

### 1922 (4-4, 1-4 SWC) - 7<sup>TH</sup>

**Coach: Phil Arbuckle**

O7 Sam Houston State	W	23-3
O14 Baylor (SWC)	L	31-0
O21 at Oklahoma State (SWC)	L	21-0
O28 Southwestern	W	28-6
N4 Texas (SWC)	L	29-0
N11 Arkansas (SWC)	W	31-7
N18 at Texas A&M (SWC)	L	24-0
N25 Arizona	W	14-7

### 1923 (3-5, 1-4 SWC) - 7<sup>TH</sup>

**Coach: Phil Arbuckle**

O6 Sam Houston State	W	10-0
O13 at Arkansas (SWC-Little Rock)	L	23-0
O20 Oklahoma State (SWC)	L	13-0
O27 Texas State	L	19-6
N3 at Texas (SWC)	L	27-0
N10 Southwestern	W	12-0
N17 Texas A&M (SWC)	W	7-6
N29 TCU (SWC)	L	6-0

## JOHN HEISMAN (1924-27)

Heisman became Rice University's first full-time football coach in 1924. His four-year record was 14-18-3 (4-11-1 SWC) He later became athletic director of the Downtown Athletic Club in New York, which named its annual award to the nation's best college football player after him.

### 1924 (4-4, 2-2 SWC) - 3<sup>RD</sup>

**Coach: John Heisman**

O4 Sam Houston State	W	22-6
O11 Southwestern	W	20-6
O18 LSU	L	12-0
O25 at TCU (SWC)	W	7-3
N1 Texas (SWC)	W	19-6
N7 Austin College	L	6-2
N15 at Texas A&M (SWC)	L	13-6
N27 Baylor (SWC)	L	17-9

### 1925 (4-4-1, 1-2-1 SWC) - 6<sup>TH</sup>

**Coach: John Heisman**

S26 Stephen F. Austin State	W	33-0
O3 Sam Houston State	W	7-0
O10 Trinity	L	13-0
O17 Arkansas (SWC)	W	13-9
O24 at Texas (SWC)	L	27-6
O31 Southwestern	W	19-0
N7 at LSU	L	6-0
N14 Texas A&M (SWC)	L	17-10
N26 Baylor (SWC)	T	7-7

### 1926 (4-4-1, 0-4 SWC) - 7<sup>TH</sup>

**Coach: John Heisman**

S25 Stephen F. Austin State	W	25-0
O2 Sam Houston State	W	20-0
O9 Trinity	T	6-6
O16 St. Edward's	W	19-0
O23 Texas (SWC)	L	20-0
O30 Southwestern	W	7-6
N6 SMU (SWC)	L	20-0
N12 at Texas A&M (SWC)	L	20-0
N25 Baylor (SWC)	L	9-7

### 1927 (2-6-1, 1-3 SWC) - 6<sup>TH</sup>

**Coach: John Heisman**

S24 at Loyola-New Orleans	L	13-0
O1 Sam Houston State	W	20-13
O8 St. Edward's	T	0-0
O14 at SMU (SWC)	L	34-6
O22 at Texas (SWC)	L	27-0
O29 Southwestern	L	14-12
N5 Centenary	L	33-7
N11 Texas A&M (SWC)	L	14-0
N24 Baylor (SWC)	W	19-12

### 1928 (2-7, 0-5 SWC) - 7<sup>TH</sup>

**Coach: Claude Rothgeb**

S29 Sam Houston State	W	24-6
O6 St. Edward's	L	31-0
O13 Trinity	W	20-6
O20 at SMU (SWC)	L	53-13
O27 Texas (SWC)	L	13-6
N3 Southwestern	L	14-6
N10 TCU (SWC)	L	7-0
N16 at Texas A&M (SWC)	L	19-0
N29 Baylor (SWC)	L	25-14

## JACK MEAGHER (1929-33)

The five season Meagher spent at the Rice helm were highlighted by consecutive shutout victories against Texas (1930-31). His overall record was 26-26 (-20 SWC) before leaving to coach at Auburn.

### 1929 (2-7, 0-5 SWC) - 7<sup>TH</sup>

**Coach: Jack Meagher**

S28 Loyola-New Orleans	L	33-0
O5 Sam Houston State	W	7-2
O12 Southwestern	W	14-7
O26 at Texas (SWC)	L	39-0
N2 St. Edward's	L	20-7
N9 at TCU (SWC)	L	24-0
N16 Texas A&M (SWC)	L	26-6
N23 at SMU (SWC)	L	43-0
N30 Baylor (SWC)	L	19-0

### 1930 (8-4, 2-4 SWC) - 6<sup>TH</sup>

**Coach: Jack Meagher**

S20 Southwestern	W	32-6
S27 Sam Houston State	W	13-12
O4 St. Edward's	W	20-0
O11 Arizona	W	21-0
O18 at Arkansas (SWC)	L	7-6
O25 Texas (SWC)	W	6-0
N1 University of South	W	12-0
N8 TCU (SWC)	L	20-0
N15 at Texas A&M (SWC)	W	7-0
N22 SMU (SWC)	L	32-0
N29 at Baylor (SWC)	L	35-14
D6 Iowa State	W	13-7

### 1931 (6-4, 3-3 SWC) - 6<sup>TH</sup>

**Coach: Jack Meagher**

S19 Texas A&M-Kingsville	W	37-0
S26 Sam Houston State	W	32-0
O3 at Oklahoma	L	19-6
O10 at Texas (SWC)	W	7-0
O17 SMU (SWC)	L	21-12
O23 at Arizona	W	32-0
N7 at TCU (SWC)	L	7-6
N14 Texas A&M (SWC)	L	7-0
N21 Arkansas (SWC)	W	26-12
N28 Baylor (SWC)	W	20-0

### 1932 (7-3, 3-3 SWC) - 3<sup>RD</sup>

**Coach: Jack Meagher**

S24 Texas A&M-Kingsville	W	20-0
O1 LSU	W	10-8
O8 at SMU (SWC)	W	13-0
O15 Loyola-New Orleans	W	14-7
O22 Texas (SWC)	L	18-6
O29 Creighton	W	41-7
N5 at Arkansas (SWC)	W	12-7
N11 at Texas A&M (SWC)	L	14-7
N19 TCU (SWC)	L	16-6
N26 at Baylor (SWC)	W	12-0

### 1933 (3-8, 1-5 SWC) - 7<sup>TH</sup>

**Coach: Jack Meagher**

S23 Texas A&M-Kingsville	W	7-0
S30 at LSU	L	13-0
O7 Loyola-New Orleans	W	13-0
O14 SMU (SWC)	L	13-7
O21 at Creighton	L	14-13
O28 at Texas (SWC)	L	18-0
N4 at Santa Clara	L	13-0
N11 Arkansas (SWC)	W	7-6
N18 Texas A&M (SWC)	L	27-0
N25 at TCU (SWC)	L	26-3
D2 at Baylor (SWC)	L	7-6

## JIMMY KITTS (1934-39)

Kitts opened his Rice coaching career with a bang, winning the Institute's first Southwest Conference title in 1934. He added another crown in 1937 along with a 28-14 win over Colorado in the second Cotton Bowl, the Owls' first bowl appearance. His six-year record was 33-29-4 (16-18-2 SWC) before leaving to coach at Virginia Tech.



# All-Time Results

## 1934 (9-1-1, 5-1 SWC) - 1<sup>ST</sup>

**Coach: Jimmy Kitts**

S22 Loyola-New Orleans	W	12-0
S29 LSU	T	9-9
O6 at Purdue	W	14-0
O13 SMU (SWC)	W	9-0
O20 at Creighton	W	47-13
O27 Texas (SWC)	W	20-9
N3 Texas A&M-Kingsville	W	27-0
N10 at Arkansas (SWC)	W	7-0
N17 at Texas A&M (SWC)	W	25-6
N24 TCU (SWC)	L	7-2
D1 at Baylor (SWC)	W	32-0

## 1935 (8-3, 3-3 SWC) - T 3<sup>RD</sup>

**Coach: Jimmy Kitts**

S21 St. Mary's (Texas)	W	38-0
S28 at LSU	W	10-7
O5 Duquesne	W	27-7
O12 Creighton	W	14-0
O19 at SMU (SWC)	L	10-0
O26 at Texas (SWC)	W	28-19
N2 at George Washington	W	41-6
N9 Arkansas (SWC)	W	20-7
N16 Texas A&M (SWC)	W	17-10
N23 at TCU (SWC)	L	27-6
N30 Baylor (SWC)	L	6-0

## 1936 (5-7, 1-5 SWC) - T 6<sup>TH</sup>

**Coach: Jimmy Kitts**

S19 at Texas A&M-Kingsville	W	33-0
S26 at LSU	L	20-7
O2 at Duquesne	L	14-0
O10 Texas A&M (SWC)	L	3-0
O17 at Georgia	W	13-6
O24 Texas (SWC)	W	7-0
O31 George Washington	W	12-6
N7 at Arkansas (SWC)	L	20-14
N14 Sam Houston State	W	34-7
N21 TCU (SWC)	L	13-0
N28 Baylor (SWC)	L	10-7
D5 SMU (SWC)	L	9-0

## 1937 (6-3-2, 4-1-1 SWC) - 1<sup>ST</sup> (#18 AP)

**Coach: Jimmy Kitts**

O2 at Oklahoma	L	6-0
O9 LSU	L	13-0
O16 Tulsa	T	0-0
O23 at Texas (SWC)	W	14-7
O30 Auburn	W	13-7
N6 Arkansas	W	26-20
N13 Texas A&M (SWC)	T	6-6
N20 at TCU (SWC)	L	7-2
N27 Baylor (SWC)	W	13-7
D4 at SMU (SWC)	W	15-7
J1 vs. Colorado	W	28-14
(Cotton Bowl)		

## 1938 (4-6, 3-3 SWC) - 4<sup>TH</sup>

**Coach: Jimmy Kitts**

O1 Oklahoma	L	7-6
O8 at LSU	L	3-0
O15 at Tulane	L	26-17
O22 Texas	W	13-7
O29 Auburn	W	14-0
N5 at Arkansas (SWC)	W	3-0
N12 at Texas A&M (SWC)	L	27-0
N19 TCU (SWC)	L	29-7
N26 at Baylor (SWC)	L	27-6
D3 SMU (SWC)	W	25-14

## 1939 (1-9-1, 0-5-1 SWC) - 7<sup>TH</sup>

**Coach: Jimmy Kitts**

S30 Vanderbilt	L	13-12
O7 Centenary	W	13-0
O14 at LSU	L	7-0
O21 Sam Houston State	L	9-8
O28 at Texas (SWC)	L	26-12
N4 at Fordham	W	13-7
N11 Arkansas (SWC)	T	12-12
N18 at Texas A&M (SWC)	L	19-0
N25 at TCU (SWC)	L	21-0
D2 Baylor (SWC)	L	10-7
D9 at SMU (SWC)	L	13-6

**JESS NEELY**

(1940-66)

Neely and Rice football were synonymous for 27 seasons. The Tennessee gentleman won or tied for Southwest Conference championships in 1946, 1949, 1953 and 1957. The Owls also won two Cotton Bowl games under Neely (1950 and 1954) as well as the 1947 Orange Bowl. Neely was 144-124-10 (86-75-6 SWC) and finished his career as the athletic director at his alma mater, Vanderbilt.

## 1940 (7-2, 4-2 SWC) - T 3<sup>RD</sup>

**Coach: Jess Neely**

O5 Centenary	W	25-0
O12 LSU	W	23-0
O19 at Tulane	L	15-6
O26 Texas (SWC)	W	13-0
N2 Texas A&M-Kingsville	W	9-6
N9 at Arkansas (SWC)	W	14-7
N16 at Texas A&M (SWC)	L	25-0
N23 TCU (SWC)	W	14-6
N30 Baylor (SWC)	W	21-12
D7 SMU (SWC)	L	7-6

## 1941 (6-3-1, 3-2-1 SWC) - 4<sup>TH</sup>

**Coach: Jess Neely**

O4 Sam Houston State	W	42-0
O11 Tulane	W	10-9
O18 at LSU	L	27-0
O25 at Texas (SWC)	L	40-0
N1 Centenary	W	54-0
N8 Arkansas (SWC)	W	21-12
N15 Texas A&M (SWC)	L	19-6
N22 at TCU (SWC)	T	0-0
N29 Baylor (SWC)	W	28-14
D6 at SMU (SWC)	W	6-0

## 1942 (7-2-1, 4-1-1 SWC) - 2<sup>ND</sup>

**Coach: Jess Neely**

S26 Corpus Christi Navy	W	18-7
O3 LSU	W	27-14
O10 at Tulane	L	18-7
O24 Texas (SWC)	L	12-7
O31 Texas Tech	W	19-7
N7 at Arkansas (SWC)	W	40-9
N14 Texas A&M (SWC)	T	0-0
N21 TCU (SWC)	W	21-0
N28 at Baylor (SWC)	W	20-0
D5 SMU (SWC)	W	13-7

## 1943 (3-7, 2-3 SWC) - T 3<sup>RD</sup>

**Coach: Jess Neely**

S25 Randolph Field	L	6-0
O2 at LSU	L	20-7
O9 Tulane	L	33-0
O16 at SMU (SWC)	L	12-0
O23 at Texas (SWC)	L	58-0
O30 Texas Tech	W	13-0
N6 Arkansas (SWC)	W	20-7
N13 Texas A&M (SWC)	L	20-0
N20 at TCU (SWC)	W	13-6
N27 Southwestern	L	21-7

## 1944 (5-6, 2-3 SWC) - T 3<sup>RD</sup>

**Coach: Jess Neely**

S23 Galveston AAF	W	57-0
S30 Randolph Field	L	59-0
O7 LSU	W	14-13
O14 at Tulane	L	21-0
O21 SMU (SWC)	W	21-0
O28 Texas (SWC)	W	7-0
N4 Texas Tech	L	13-7
N11 at Arkansas (SWC)	L	12-7
N18 Texas A&M (SWC)	L	19-7
N25 TCU (SWC)	L	9-6
D2 Southwestern	W	18-7

## 1945 (5-6, 3-3 SWC) - T 3<sup>RD</sup>

**Coach: Jess Neely**

S22 Corpus Christi Navy	L	26-13
S29 at LSU	L	42-0
O6 Southwestern	L	13-7
O13 Tulane	W	13-7
O20 at SMU (SWC)	L	21-18
O27 at Texas (SWC)	W	7-6
N3 Texas Tech	W	13-0
N10 Arkansas (SWC)	W	26-7
N17 Texas A&M (SWC)	W	6-0
N24 at TCU (SWC)	L	14-13
D1 Baylor (SWC)	L	17-14

## 1946 (9-2, 5-1 SWC) - T 1<sup>ST</sup> (#10 AP)

**Coach: Jess Neely**

S28 LSU	L	7-6
O5 Southwestern	W	48-0
O12 at Tulane	W	25-6
O19 SMU (SWC)	W	21-7
O26 Texas (SWC)	W	18-7
N2 Texas Tech	W	41-6
N9 at Arkansas (SWC-Little Rock)	L	7-0
N16 at Texas A&M (SWC)	W	27-10
N23 TCU (SWC)	W	13-0
N30 Baylor (SWC)	W	38-6
J1 vs. Tennessee	W	8-0
(Orange Bowl)		

## 1947 (6-3-1, 4-2 SWC) - 3<sup>RD</sup> (#18 AP)

**Coach: Jess Neely**

S27 at LSU	L	21-14
O4 at Southern California	T	7-7
O11 Tulane	W	33-0
O18 at SMU (SWC)	L	14-0
O25 at Texas (SWC)	L	12-0
N1 Texas Tech	W	40-7
N8 Arkansas (SWC)	W	26-7
N15 Texas A&M (SWC)	W	41-7
N22 at TCU (SWC)	W	7-0
N29 Baylor (SWC)	W	34-6

## 1948 (5-4-1, 3-2-1 SWC) - T 3<sup>RD</sup>

**Coach: Jess Neely**

S25 Sam Houston State	W	46-0
O2 LSU	L	26-13
O9 at Southern California	L	7-0
O16 SMU (SWC)	L	33-7
O23 Texas (SWC)	L	20-7
O30 at Texas Tech	W	14-7
N6 at Arkansas (SWC)	W	25-6
N13 at Texas A&M (SWC)	W	28-6
N20 TCU (SWC)	W	21-7
N27 at Baylor (SWC)	T	7-7

## 1949 (10-1, 6-0 SWC) - 1<sup>ST</sup> (#5 AP)

**Coach: Jess Neely**

S24 Clemson	W	33-7
O1 at LSU	L	14-7
O8 New Mexico	W	55-0
O15 at SMU (SWC)	W	41-27
O22 at Texas (SWC)	W	17-15
O29 Texas Tech	W	28-0
N5 Arkansas (SWC)	W	14-0
N12 Texas A&M (SWC)	W	13-0
N19 at TCU (SWC)	W	20-14
N26 Baylor (SWC)	W	21-7
J1 vs. North Carolina	W	27-13
(Cotton Bowl)		

## 1950 (6-4, 2-4 SWC) - T 5<sup>TH</sup>

**Coach: Jess Neely**

S30 Santa Clara	W	27-7
O7 LSU	W	35-20
O14 at Pittsburgh	W	14-7
O21 SMU (SWC)	L	42-21
O28 Texas (SWC)	L	35-7
N4 Texas Tech	W	13-7
N11 at Arkansas (SWC)	W	9-6
N18 at Texas A&M (SWC)	W	21-13
N25 TCU (SWC)	L	26-14
D2 at Baylor (SWC)	L	33-7

## 1951 (5-5, 3-3 SWC) - T 3<sup>RD</sup>

**Coach: Jess Neely**

S29 Clemson	L	20-14
O6 at LSU	L	14-6
O13 Navy	W	21-14
O20 at SMU (SWC)	W	28-7
O27 at Texas (SWC)	L	14-6
N3 Pittsburgh	W	21-13
N10 Arkansas (SWC)	W	10-0
N17 Texas A&M (SWC)	W	6-0
N24 at TCU (SWC)	L	22-6
D1 Baylor (SWC)	L	34-13

## 1952 (5-5, 4-2 SWC) - 2<sup>ND</sup>

**Coach: Jess Neely**

S27 Texas Tech	W	34-7
O4 LSU	L	27-7
O11 at UCLA	L	20-0
O18 SMU (SWC)	L	21-14
O25 Texas (SWC)	L	20-7
N1 Wisconsin	L	21-7
N8 at Arkansas (SWC)	W	35-33
N15 at Texas A&M (SWC)	W	15-6
N22 TCU (SWC)	W	12-6
N29 at Baylor (SWC)	W	20-14

## 1953 (9-2, 5-1 SWC) - T 1<sup>ST</sup> (#6 AP)

**Coach: Jess Neely**

S19 Florida	W	20-16
O3 at Cornell	W	28-7
O10 Hardin-Simmons	W	40-0
O17 at SMU (SWC)	L	12-7
O24 at Texas (SWC)	W	18-13
O31 Kentucky	L	19-13
N7 Arkansas (SWC)	W	47-0
N14 Texas A&M (SWC)	W	34-7
N21 at TCU (SWC)	W	19-6
N28 Baylor (SWC)	W	41-19
J1 vs. Alabama	W	28-6
(Cotton Bowl)		



# All-Time Results

## 1954 (7-3, 4-2 SWC) - T 3<sup>RD</sup> (#19 AP)

**Coach: Jess Neely**

S18 Florida	W	34-14
O2 Cornell	W	41-20
O9 at Wisconsin	L	13-7
O16 SMU (SWC)	L	20-6
O23 Texas (SWC)	W	13-7
O30 Vanderbilt	W	34-13
N6 at Arkansas (SWC-Little Rock)	L	28-15
N13 at Texas A&M (SWC)	W	29-19
N20 TCU (SWC)	W	6-0
N27 at Baylor (SWC)	W	20-14

## 1955 (2-7-1, 0-6 SWC) - 7<sup>TH</sup>

**Coach: Jess Neely**

S24 Alabama	W	20-0
O1 LSU	T	0-0
O8 Clemson	W	21-7
O15 at SMU (SWC)	L	20-0
O22 at Texas (SWC)	L	32-14
O29 at Kentucky	L	20-16
N5 Arkansas (SWC)	L	10-0
N12 Texas A&M (SWC)	L	20-12
N19 at TCU (SWC)	L	35-0
N26 Baylor (SWC)	L	15-7

## 1956 (4-6, 1-5 SWC) - 6<sup>TH</sup>

**Coach: Jess Neely**

S22 Alabama	W	20-13
O6 LSU	W	23-14
O13 at Florida	L	7-0
O20 SMU (SWC)	L	14-13
O27 Texas (SWC)	W	28-7
N3 Utah	W	27-0
N10 at Arkansas (SWC)	L	27-12
N17 at Texas A&M (SWC)	L	21-7
N24 TCU (SWC)	L	20-17
D1 at Baylor (SWC)	L	46-13

## 1957 (7-4, 5-1 SWC) - 1<sup>ST</sup> (#8 AP)

**Coach: Jess Neely** 8<sup>th</sup> AP/7<sup>th</sup> UPI

S21 at LSU	W	20-14
O5 Stanford	W	34-7
O12 Duke	L	7-6
O19 at SMU (SWC)	W	27-21
O26 at Texas (SWC)	L	19-14
N2 Clemson	L	20-7
N9 Arkansas (SWC)	W	13-7
N16 Texas A&M (SWC)	W	7-6
N23 at TCU (SWC)	W	20-0
N30 Baylor (SWC)	W	20-0
J1 vs. Navy	L	20-7
(Cotton Bowl)		

## 1958 (5-5, 4-2 SWC) - T 2<sup>ND</sup>

**Coach: Jess Neely**

S20 LSU	L	26-6
S27 at Stanford	W	30-7
O4 Purdue	L	24-0
O11 at Arkansas (SWC)	W	24-0
O18 at SMU (SWC)	W	13-7
O25 Texas (SWC)	W	34-7
N8 Army	L	14-7
N15 Texas A&M (SWC)	L	28-21
N22 TCU (SWC)	L	22-10
N29 at Baylor (SWC)	W	33-21

## 1959 (1-7-2, 1-4-1 SWC) - 6<sup>TH</sup>

**Coach: Jess Neely**

S19 at LSU	L	26-3
O3 at Duke	L	24-7
O10 Florida	T	13-13
O17 SMU (SWC)	T	13-13
O24 at Texas (SWC)	L	28-6
O31 Clemson	L	19-0
N7 Arkansas (SWC)	L	14-10
N14 Texas A&M (SWC)	W	7-2
N21 at TCU (SWC)	L	35-6
N28 Baylor (SWC)	L	23-21

## 1960 (7-4, 5-2 SWC) - T 2<sup>ND</sup>

**Coach: Jess Neely**

S24 Georgia Tech	L	16-13
O1 Tulane	W	10-7
O8 vs. Florida (Miami)	W	10-0
O15 at SMU (SWC)	W	47-10
O22 Texas (SWC)	W	7-0
O29 Texas Tech (SWC)	W	30-6
N5 at Arkansas (SWC-Little Rock)	L	3-0
N12 Texas A&M (SWC)	W	21-14
N19 TCU (SWC)	W	23-0
N26 at Baylor (SWC)	L	12-7
J1 vs. Mississippi	L	14-6
(Sugar Bowl)		

## 1961 (7-4, 5-2 SWC) - T 3<sup>RD</sup> (T#17 AP)

**Coach: Jess Neely**

S23 LSU	W	16-3
S30 at Georgia Tech	L	24-0
O14 Florida	W	19-10
O21 SMU (SWC)	W	10-0
O28 at Texas (SWC)	L	34-7
N4 at Texas Tech (SWC)	W	42-7
N11 Arkansas (SWC)	L	10-0
N18 Texas A&M (SWC)	W	21-7
N25 at TCU (SWC)	W	35-16
D2 Baylor (SWC)	W	26-14
D16 vs. Kansas	L	33-7
(Bluebonnet Bowl)		

## 1962 (2-6-2, 2-4-1 SWC) - 6<sup>TH</sup>

**Coach: Jess Neely**

S29 at LSU	T	6-6
O6 Penn State	L	18-7
O13 Oregon	L	31-12
O20 at SMU (SWC)	L	15-7
O27 Texas (SWC)	T	14-14
N3 Texas Tech (SWC)	W	14-0
N10 at Arkansas (SWC)	L	28-14
N17 Texas A&M (SWC)	W	23-3
N24 TCU (SWC)	L	30-7
D1 at Baylor (SWC)	W	28-13

## 1963 (6-4, 4-3 SWC) - 3<sup>RD</sup>

**Coach: Jess Neely**

S28 LSU	W	21-12
O5 at Penn State	L	28-7
O12 Stanford	W	23-13
O19 SMU (SWC)	W	13-7
O26 at Texas (SWC)	L	10-6
N2 at Texas Tech (SWC)	W	17-3
N9 Arkansas (SWC)	W	7-0
N16 Texas A&M (SWC)	L	13-6
N30 Baylor (SWC)	L	21-12
D7 at TCU (SWC)	W	33-7

## 1964 (4-5-1, 3-3-1 SWC) - T 4<sup>TH</sup>

**Coach: Jess Neely**

S26 LSU	W	3-0
O3 West Virginia	W	24-0
O10 at Stanford	L	34-7
O17 at SMU (SWC)	W	7-6
O24 Texas (SWC)	L	6-3
O31 Texas Tech (SWC)	T	6-6
N7 at Arkansas (SWC)	L	21-0
N14 Texas A&M (SWC)	W	19-8
N21 TCU (SWC)	W	31-0
N28 at Baylor (SWC)	L	27-20

## 1965 (2-8, 1-6 SWC) - T 7<sup>TH</sup>

**Coach: Jess Neely**

S18 Louisiana Tech	W	14-0
S25 at LSU	L	42-14
O2 Duke	L	41-21
O16 SMU (SWC)	L	17-14
O23 at Texas (SWC)	W	20-17
O30 at Texas Tech (SWC)	L	27-0
N6 Arkansas (SWC)	L	31-0
N13 Texas A&M (SWC)	L	14-13
N20 at TCU (SWC)	L	42-14
N27 Baylor (SWC)	L	17-14

## 1966 (2-8, 1-6 SWC) - 8<sup>TH</sup>

**Coach: Jess Neely**

S24 LSU	W	17-15
O1 at Tennessee	L	23-3
O8 UCLA	L	27-24
O15 at SMU (SWC)	L	28-24
O22 Texas (SWC)	L	14-6
O29 Texas Tech (SWC)	L	35-19
N5 at Arkansas (SWC-Little Rock)	L	31-20
N12 Texas A&M (SWC)	L	7-6
N19 TCU (SWC)	W	21-10
N26 at Baylor (SWC)	L	21-14

## Bo Hagan

(1967-70)

Hagan spent 11 seasons as Rice University's backfield coach before succeeding Jess Neely as head coach and athletic director in 1967. His 1970 team won its final three seasons to finish at 5-5 for the year. Hagan's four-year record was 12-27-1 (7-21 SWC).

## 1967 (4-6, 2-5 SWC) - 7<sup>TH</sup>

**Coach: Bo Hagan**

S23 at LSU	L	20-14
S30 Navy	W	21-7
O14 Northwestern	W	50-6
O21 SMU (SWC)	W	14-10
O28 at Texas (SWC)	L	28-6
N4 at Texas Tech (SWC)	L	24-10
N11 Arkansas (SWC)	L	23-9
N18 Texas A&M (SWC)	L	18-3
N25 at TCU (SWC)	L	14-10
D2 Baylor (SWC)	W	27-25

## 1968 (0-9-1, 0-7 SWC) - 8<sup>TH</sup>

**Coach: Bo Hagan**

S21 at Washington	T	35-35
S28 LSU	L	21-7
O5 Tennessee	L	52-0
O19 at SMU (SWC)	L	32-24
O26 Texas (SWC)	L	38-14
N2 Texas Tech (SWC)	L	38-15
N9 at Arkansas (SWC)	L	46-21
N16 at Texas A&M (SWC)	L	24-14
N23 TCU (SWC)	L	24-14
N30 at Baylor (SWC)	L	16-7

## 1969 (3-7, 2-5 SWC) - T 6<sup>TH</sup>

**Coach: Bo Hagan**

S20 Virginia Military	W	55-0
S27 LSU	L	42-0
O4 at California	L	31-12
O18 SMU (SWC)	L	34-14
O25 at Texas (SWC)	L	31-0
N1 at Texas Tech (SWC)	L	24-14
N8 Arkansas (SWC)	L	30-8
N15 Texas A&M (SWC)	W	7-6
N22 at TCU (SWC)	L	21-17
N29 Baylor (SWC)	W	34-6

## 1970 (5-5, 3-4 SWC) - T 4<sup>TH</sup>

**Coach: Bo Hagan**

S19 Virginia Military	W	42-0
S26 at LSU	L	24-0
O3 California	W	28-0
O17 at SMU (SWC)	L	10-0
O24 Texas (SWC)	L	45-21
O31 Texas Tech (SWC)	L	3-0
N7 at Arkansas (SWC)	L	38-14
N14 at Texas A&M (SWC)	W	18-17
N21 TCU (SWC)	W	17-15
N28 at Baylor (SWC)	W	28-23

## BILL PETERSON

(1971)

"The Coach of Coaches" spent just one year at Rice following a successful tenure at Florida State. After the 1971 season, Peterson was named head coach of the NFL's Houston Oilers. His coaching tree consists of legends Bobby Bowden, Joe Gibbs, Bill Parcells and Don James.

## 1971 (3-7-1, 2-4-1 SWC) - 6<sup>TH</sup>

**Coach: Bill Peterson**

S11 Houston	L	23-21
S18 Southern California	L	24-0
S25 Tulane	W	14-0
O2 at LSU	L	38-3
O16 SMU (SWC)	L	16-10
O23 at Texas (SWC)	L	39-10
O30 at Texas Tech (SWC)	W	9-7
N6 Arkansas (SWC)	T	24-24
N13 Texas A&M (SWC)	L	18-13
N20 at TCU (SWC)	L	20-19
N27 Baylor (SWC)	W	23-0

## AL CONOVER

(1972-75)

One of Rice's most colorful coaches, Conover led the Owls to a 4-3 SWC mark in 1973, a conference record that was unequaled until 1994. His 1972 team finished 5-5-1, including the Owls' first win over Houston. His four-year record was 14-28-1 (10-18 SWC).

## 1972 (5-5-1, 3-4 SWC) - T 4<sup>TH</sup>

**Coach: Al Conover**

S9 Houston	W	14-13
S23 Clemson	W	29-10
S30 at Georgia Tech	T	36-36
O7 LSU	L	12-6
O21 at SMU (SWC)	L	29-14
O28 Texas (SWC)	L	45-9
N4 Texas Tech (SWC)	L	10-6
N11 at Arkansas (SWC-Little Rock)	W	23-20
N18 at Texas A&M (SWC)	W	20-14
N25 TCU (SWC)	W	25-21
D2 at Baylor (SWC)	L	28-14

# All-Time Results

## 1973 (5-6, 4-3 SWC) - 3<sup>RD</sup>

**Coach: Al Conover**

S15	at Houston	L	24-6
S22	Montana	W	21-10
S29	at LSU	L	24-9
O13	Notre Dame	L	28-0
O20	SMU (SWC)	L	27-16
O27	at Texas (SWC)	L	55-13
N3	at Texas Tech (SWC)	L	19-6
N10	Arkansas (SWC)	W	17-7
N17	Texas A&M (SWC)	W	24-20
N24	at TCU (SWC)	W	14-9
D1	Baylor (SWC)	W	27-0

## 1974 (2-8-1, 2-5 SWC) - 5<sup>TH</sup>

**Coach: Al Conover**

S14	Houston	L	21-0
S21	Cincinnati	L	28-21
S28	LSU	T	10-10
O12	at Notre Dame	L	10-3
O19	at SMU (SWC)	L	19-14
O26	Texas (SWC)	L	27-6
N2	Texas Tech (SWC)	W	21-7
N9	at Arkansas (SWC)	L	25-6
N16	at Texas A&M (SWC)	L	37-7
N23	TCU (SWC)	W	26-14
N30	at Baylor (SWC)	L	24-3

## 1975 (2-9, 1-6 SWC) - 7<sup>TH</sup>

**Coach: Al Conover**

S13	at Houston	W	24-7
S20	Vanderbilt	L	9-6
S27	at LSU (Shreveport)	L	16-13
O11	Mississippi State	L	28-14
O18	SMU (SWC)	W	28-17
O25	at Texas (SWC)	L	41-9
N1	at Texas Tech (SWC)	L	28-24
N8	Arkansas (SWC)	L	20-16
N15	Texas A&M (SWC)	L	33-14
N22	at TCU (SWC)	L	28-21
N29	Baylor (SWC)	L	25-7

## HOMER RICE

(1976-77)

Homer Rice and Tommy Kramer combined for the school's most explosive offense in 1976, finishing among the nation's leaders in passing. Rice's two-year record was 4-18-0 (2-14 SWC). He retired as the athletic director at Georgia Tech in 1997.

## 1976 (3-8, 2-6 SWC) - T 7<sup>TH</sup>

**Coach: Homer Rice**

S18	Utah	W	43-22
S25	at LSU	L	31-0
O2	Texas (SWC)	L	42-15
O9	at TCU (SWC)	W	26-23
O16	Texas Tech (SWC)	L	37-13
O23	at Texas A&M (SWC)	L	57-34
O30	at Arkansas (SWC)	L	41-16
N6	SMU (SWC)	W	41-34
N13	Baylor (SWC)	L	38-6
N20	at Florida	L	50-22
N27	Houston (SWC)	L	42-20

## 1977 (1-10, 0-8 SWC) - 9<sup>TH</sup>

**Coach: Homer Rice**

S10	Idaho	W	31-10
S17	Florida	L	48-3
S24	at LSU	L	77-0
O1	at Texas (SWC)	L	72-15
O8	TCU (SWC)	L	35-15
O15	at Texas Tech (SWC)	L	42-7
O22	Texas A&M (SWC)	L	28-14
O29	Arkansas (SWC)	L	30-7
N5	at SMU (SWC)	L	41-24
N12	at Baylor (SWC)	L	24-14
N26	Houston (SWC)	L	51-21

## RAY ALBORN

(1978-83)

Alborn was the first Rice graduate to become head coach at his alma mater. The highlight of his six-year tenure was a 5-6 season in 1980 during which the Owls won at TCU, Texas A&M, Arkansas and Houston. Alborn's overall record was 13-53 (9-39 SWC). He retired from coaching in 2002 as head coach at Lamar Consolidated High School in Rosenberg.

## 1978 (2-9, 2-6 SWC) - 8<sup>TH</sup>

**Coach: Ray Alborn**

S9	Iowa State	L	23-19
S16	Texas (SWC)	L	34-0
S23	at Oklahoma	L	66-7
S30	LSU	L	37-7
O14	at TCU (SWC)	W	21-14
O21	Texas Tech (SWC)	L	42-28
O28	at Texas A&M (SWC)	L	38-21
N4	at Arkansas (SWC)	L	37-7
N11	SMU (SWC)	L	58-0
N18	Baylor (SWC)	W	24-10
D2	at Houston (SWC)	L	49-25

## 1979 (1-10, 0-8 SWC) - 9<sup>TH</sup>

**Coach: Ray Alborn**

S8	at SMU (SWC)	L	35-17
S15	Tulane	W	21-17
S22	at LSU	L	45-3
S29	Oklahoma	L	63-21
O6	at Texas (SWC)	L	26-9
O13	TCU (SWC)	L	17-7
O20	at Texas Tech (SWC)	L	30-7
O27	Texas A&M (SWC)	L	41-15
N3	Arkansas (SWC)	L	34-7
N17	at Baylor (SWC)	L	45-14
D1	Houston (SWC)	L	63-0

## 1980 (5-6, 4-4 SWC) - T 4<sup>TH</sup>

**Coach: Ray Alborn**

S13	at Clemson	L	19-3
S20	at Tulane	L	35-20
S27	LSU	W	17-7
O4	Texas (SWC)	L	41-28
O11	at TCU (SWC)	W	28-24
O18	Texas Tech (SWC)	L	10-3
O25	at Texas A&M (SWC)	W	10-6
N1	at Arkansas (SWC-Little Rock)	W	17-16
N8	SMU (SWC)	L	34-14
N15	Baylor (SWC)	L	16-6
N29	at Houston (SWC)	W	35-7

## 1981 (4-7, 3-5 SWC) - T 6<sup>TH</sup>

**Coach: Ray Alborn**

S12	at Texas (SWC)	L	31-3
S19	at Missouri	L	42-10
S26	at LSU	L	24-14
O3	Tulane	W	20-16
O10	TCU (SWC)	W	41-28
O17	at Texas Tech (SWC)	W	30-23
O24	Texas A&M (SWC)	L	51-26
O31	Arkansas (SWC)	L	41-7
N7	at SMU (SWC)	L	33-12
N14	at Baylor (SWC)	W	17-14
N28	Houston (SWC)	L	40-3

## 1982 (0-11, 0-8 SWC) - 9<sup>TH</sup>

**Coach: Ray Alborn**

S11	Louisiana-Lafayette	L	21-14
S18	at Tulane	L	30-6
S25	at LSU	L	56-13
O2	Texas (SWC)	L	34-7
O9	at TCU (SWC)	L	24-16
O16	Texas Tech (SWC)	L	23-21
O23	at Texas A&M (SWC)	L	49-7
O30	at Arkansas (SWC)	L	24-6
N6	SMU (SWC)	L	41-14
N13	Baylor (SWC)	L	35-13
N27	at Houston (SWC)	L	28-21

## 1983 (1-10, 0-8 SWC) - 9<sup>TH</sup>

**Coach: Ray Alborn**

S1	Houston (SWC)	L	45-14
S10	Minnesota	L	21-17
S17	LSU	L	24-10
S24	Louisiana-Lafayette	W	22-21
O1	at Texas (SWC)	L	42-6
O8	TCU (SWC)	L	34-3
O15	at Texas Tech (SWC)	L	14-3
O22	Texas A&M (SWC)	L	29-10
O29	at Arkansas (SWC-Little Rock)	L	35-0
N5	at SMU (SWC)	L	20-6
N12	at Baylor (SWC)	L	48-14

## WATSON BROWN

(1984-85)

The older brother of current North Carolina coach Mack Brown, Watson brought more offensive fireworks during his two-year tenure at Rice. The highlights of his reign included SWC wins over TCU and Texas Tech. Brown's two-year record was 4-18 (2-14 SWC).

## 1984 (1-10, 0-8 SWC) - 9<sup>TH</sup>

**Coach: Watson Brown**

S8	at Minnesota	L	31-24
S22	Lamar	W	36-19
S29	at Miami (Fla.)	L	38-3
O6	Texas (SWC)	L	38-13
O13	at TCU (SWC)	L	45-24
O20	Texas Tech (SWC)	L	30-10
O27	at Texas A&M (SWC)	L	38-14
N3	at Arkansas (SWC-Little Rock)	L	28-6
N10	SMU (SWC)	L	31-17
N17	Baylor (SWC)	L	46-40
D1	at Houston (SWC)	L	38-26

## 1985 (3-8, 2-6 SWC) - 6<sup>TH</sup>

**Coach: Watson Brown**

S14	Miami (Fla.)	L	48-20
S21	at Air Force	L	59-17
S28	Lamar	W	29-28
O5	at Texas (SWC)	L	44-16
O12	TCU (SWC)	W	34-27
O19	at Texas Tech (SWC)	W	29-27
O26	Texas A&M (SWC)	L	43-28
N2	Arkansas (SWC)	L	30-15
N9	at SMU (SWC)	L	40-15
N16	at Baylor (SWC)	L	34-10
N30	Houston (SWC)	L	24-20

## JERRY BERNDT

(1986-88)

Berndt's 1987 squad produced one of the best offensive totals at the time in Rice history. Berndt notched a 6-27 record in his three years at Rice (2-20 SWC). After Rice, he was an assistant coach at Missouri until retiring in 1999.

## 1986 (4-7, 2-6 SWC) - 6<sup>TH</sup>

**Coach: Jerry Berndt**

S6	Lamar	W	28-14
S13	SMU (SWC)	L	45-3
S20	Texas State	L	31-6
O4	Texas (SWC)	L	17-14
O11	at TCU (SWC)	W	37-31
O18	Texas Tech (SWC)	L	49-21
O25	at Texas A&M (SWC)	L	45-10
N1	at Arkansas (SWC)	L	45-14
N15	Baylor (SWC)	L	23-17
N22	Air Force	W	21-17
N29	at Houston (SWC)	W	14-13

## 1987 (2-9, 0-7 SWC) - 7<sup>TH</sup>

**Coach: Jerry Berndt**

S5	Lamar	W	34-30
S12	at Indiana	L	35-13
S19	at LSU	L	49-16
S26	Texas State	W	38-28
O3	at Texas (SWC)	L	45-26
O10	TCU (SWC)	L	30-16
O17	at Texas Tech (SWC)	L	59-7
O24	Texas A&M (SWC)	L	34-21
O31	Arkansas (SWC)	L	38-14
N14	at Baylor (SWC)	L	34-31
N28	Houston (SWC)	L	45-21

## 1988 (0-11, 0-7 SWC) - 7<sup>TH</sup>

**Coach: Jerry Berndt**

S10	Indiana	L	41-14
S24	at Louisiana-Lafayette	L	41-16
O1	Texas (SWC)	L	20-13
O8	at TCU (SWC)	L	21-10
O15	Texas Tech (SWC)	L	38-36
O22	at Texas A&M (SWC)	L	24-10
O29	at Arkansas (SWC-Little Rock)	L	21-14
N5	at Notre Dame	L	54-11
N12	Baylor (SWC)	L	20-10
N19	North Texas	L	33-17
N26	at Houston (SWC)	L	45-14

## FRED GOLDSMITH

(1989-93)

Goldsmith began the current resurgence in Rice Football. His first game, a 35-6 win over SMU in 1989, broke an 18-game losing streak. His 1992 and 1993 teams went 6-5, Rice's first winning seasons since 1963. Goldsmith's four-year record was 23-31-1 (14-24 SWC).

## 1989 (2-8-1, 2-6 SWC) - T 6<sup>TH</sup>

**Coach: Fred Goldsmith**

S2	at SMU (SWC)	W	35-6
S9	at Tulane	L	20-19
S23	Louisiana-Lafayette	L	18-3
S30	at Wake Forest	T	17-17
O7	at Texas (SWC)	L	31-30
O14	TCU (SWC)	L	30-16
O21	at Texas Tech	L	43-25
O28	Texas A&M (SWC)	L	45-7
N4	Arkansas (SWC)	L	38-17
N18	at Baylor (SWC)	W	6-3
D2	Houston (SWC)	L	64-0

# All-Time Results

## 1990 (5-6, 3-5 SWC) - T 4<sup>TH</sup>

**Coach: Fred Goldsmith**

S1	Wake Forest	W	33-17
S8	Tulane	L	21-10
S22	Northwestern	W	31-14
S29	at Houston (SWC)	L	24-22
O6	Texas (SWC)	L	26-10
O13	at TCU (SWC)	L	38-28
O20	Texas Tech (SWC)	W	42-21
O27	at Texas A&M (SWC)	L	41-15
N3	at Arkansas (SWC-Little Rock)	W	19-11
N10	SMU (SWC)	W	30-28
N17	Baylor (SWC)	L	17-16

## 1991 (4-7, 2-6 SWC) - 8<sup>TH</sup>

**Coach: Fred Goldsmith**

S14	at Northwestern	W	36-7
S21	at Tulane	W	28-19
S28	Iowa State	L	28-27
O5	at Texas (SWC)	L	28-7
O12	at Baylor (SWC)	W	20-17
O19	TCU (SWC)	L	39-28
O26	at Texas Tech (SWC)	L	40-20
N2	Texas A&M (SWC)	L	38-21
N9	at SMU (SWC)	W	31-10
N16	Houston (SWC)	L	41-21
N23	at Arkansas (SWC-Little Rock)	L	20-0

## 1992 (6-5, 4-3 SWC) - T 2<sup>ND</sup>

**Coach: Fred Goldsmith**

S5	at Air Force	L	30-21
S19	at Duke	L	17-12
S26	Sam Houston State	W	45-14
O3	Texas (SWC)	L	23-21
O10	SMU (SWC)	W	28-13
O17	at Texas A&M (SWC)	L	35-9
O24	at TCU (SWC)	W	29-12
N7	Texas Tech (SWC)	W	34-3
N14	Baylor (SWC)	W	34-31
N21	Navy	W	27-22
N28	at Houston (SWC)	L	61-34

## 1993 (6-5, 3-4 SWC) - T 4<sup>TH</sup>

**Coach: Fred Goldsmith**

S4	at Ohio State	L	34-7
S11	Tulane	W	34-0
S18	Sam Houston State	W	14-13
S25	Iowa State	W	49-21
O2	at Texas (SWC)	L	55-38
O9	TCU (SWC)	W	34-19
O16	at Texas Tech (SWC)	L	45-16
O23	Texas A&M (SWC)	L	38-10
N6	at SMU (SWC)	W	31-24
N13	at Baylor (SWC)	L	38-14
N26	Houston (SWC)	W	37-7

## KEN HATFIELD

(1994-2005)

Hatfield followed his former aid, Fred Goldsmith, as the Owls' head coach. Like Jimmy Kitts some 60 years before him, Hatfield won an SWC Championship in his first season. It was Rice's first conference title since 1957 and was highlighted by a 19-17 victory over Texas. The Owls' previous win over Texas came in 1965. Hatfield ushered the Owls into the WAC and his 1996 and 1997 teams both went 7-4. It was the Owls' first consecutive seven-win season since 1960-61. In 2001, the Owls' 6-1 start was their best since 1949. The Owls were 55-78-1 under Hatfield.

## 1994 (5-6, 4-3 SWC) - T 1<sup>ST</sup>

**Coach: Ken Hatfield**

S10	Tulane	L	15-13
S17	at Kansas State	L	27-18
S24	at Iowa State	W	28-18
O8	Texas Tech (SWC)	W	24-21
O16	Texas (SWC)	W	19-17
O22	at Texas A&M (SWC)	L	7-0
O29	at TCU (SWC)	L	27-25
N5	SMU (SWC)	W	17-10
N12	Baylor (SWC)	L	19-14
N19	at Navy	L	29-17
N26	at Houston (SWC)	W	31-13

## 1995 (2-8-1, 1-6 SWC) - T 7<sup>TH</sup>

**Coach: Ken Hatfield**

S2	UNLV	W	38-0
S16	Tulane	L	17-15
S23	at LSU	L	52-7
S30	at Army	T	21-21
O7	at Texas (SWC)	L	37-13
O14	TCU (SWC)	L	33-28
O21	at Texas Tech (SWC)	L	31-26
O28	at SMU (SWC)	W	34-24
N9	Texas A&M (SWC)	L	17-10
N18	at Baylor (SWC)	L	34-6
D2	Houston (SWC)	L	18-17

## 1996 (7-4, 6-2 WAC) - T 2<sup>ND</sup>

**Coach: Ken Hatfield Mountain Division**

S7	at Ohio State	L	70-7
S14	at Tulane	W	21-14
S21	Kansas State	L	34-7
S28	at Air Force (WAC)	L	45-17
O5	at New Mexico (WAC)	W	38-21
O19	SMU (WAC)	W	35-17
O26	at UTEP (WAC)	W	48-21
N2	Utah (WAC)	W	51-10
N9	at BYU (WAC)	L	49-0
N16	at TCU (WAC)	W	30-17
N23	Tulsa (WAC)	W	42-14

## 1997 (7-4, 5-3 WAC) - T 2<sup>ND</sup>

**Coach: Ken Hatfield Mountain Division**

S6	Air Force (WAC)	L	41-12
S13	at Tulane	W	30-24
S20	at Northwestern	W	40-34
S27	Texas	L	38-31
O4	at Tulsa (WAC)	W	42-24
O11	BYU (WAC)	W	27-14
O18	at New Mexico (WAC)	W	35-23
N1	at SMU (WAC)	L	24-6
N8	TCU (WAC)	W	38-19
N15	at Utah (WAC)	L	31-14
N22	UTEP (WAC)	W	31-13

## 1998 (5-6, 5-3 WAC) - T 3<sup>RD</sup>

**Coach: Ken Hatfield Mountain Division**

S5	SMU (WAC)	(OT)W	23-17
S12	at Purdue	L	21-19
S19	Northwestern	L	23-14
S26	at Texas	L	59-21
O10	at San Jose State (WAC)	L	20-17
O17	Tulsa (WAC)	W	14-10
O24	at Wyoming (WAC)	L	34-24
O31	Colorado State (WAC)	W	35-23
N7	at TCU (WAC)	W	14-12
N14	UNLV (WAC)	W	38-16
N21	at Air Force (WAC)	L	22-16

## 1999 (5-6, 4-3 WAC) - 4<sup>TH</sup>

**Coach: Ken Hatfield**

S4	at Houston	L	28-3
S11	at Michigan	L	37-3
S18	at Texas	L	18-13
S25	Navy	W	20-17
O2	at Tulsa (WAC)	W	20-10
O9	at Hawai'i (WAC)	W	38-19
O16	San Jose State (WAC)	W	49-7
O23	TCU (WAC)	W	42-21
O30	at SMU (WAC)	L	27-2
N6	at Fresno State (WAC)	L	47-18
N13	UTEP (WAC)	L	30-29

## 2000 (3-8, 2-6 WAC) - T 6<sup>TH</sup>

**Coach: Ken Hatfield**

S2	Houston	(OT)W	30-27
S9	at Michigan	L	38-7
S16	Tulsa (WAC)	L	23-16
S23	at Oklahoma	L	42-14
S30	at San Jose State (WAC)	L	29-16
O5	Fresno State (WAC)	L	27-24
O21	Hawai'i (WAC)	W	38-13
O28	at TCU (WAC)	L	37-0
N4	SMU (WAC)	W	43-14
N11	at UTEP (WAC)	L	38-21
N18	at Nevada (WAC)	L	34-28

## 2001 (8-4, 5-3 WAC) - T 4<sup>TH</sup>

**Coach: Ken Hatfield**

S1	at Houston	W	21-14
S8	Duke	W	15-13
S20	at Nebraska	L	48-3
S29	at Hawai'i (WAC)	W	27-24
O6	Boise State (WAC)	W	45-14
O13	at Navy	W	21-13
O20	Nevada (WAC)	(OT)W	33-30
O27	at Louisiana Tech (WAC)	(OT)L	41-38
N3	at Fresno State (WAC)	L	52-24
N10	Tulsa (WAC)	W	59-32
N17	UTEP (WAC)	W	27-17
N24	at SMU (WAC)	L	37-20

## 2002 (4-7, 3-5 WAC) - T 6<sup>TH</sup>

**Coach: Ken Hatfield**

A31	Houston	L	24-10
S7	at Michigan State	L	27-10
S21	at Nevada (WAC)	L	31-21
S28	Fresno State (WAC)	L	31-28
O5	Louisiana Tech (WAC-Reliant)	W	37-20
O12	at Navy	W	17-10
O19	at UTEP (WAC)	L	38-35
O26	SMU (WAC)	W	27-15
N2	at Tulsa (WAC)	W	33-18
N9	at Boise State (WAC)	L	49-7
N16	Hawai'i (WAC)	L	33-28

## 2003 (5-7, 3-5 WAC) - T 4<sup>TH</sup>

**Coach: Ken Hatfield**

A30	at Houston	L	48-14
S13	at Duke	(OT)L	27-24
S20	Texas (Reliant)	L	48-7
S27	at Hawai'i (WAC)	L	41-21
O4	San Jose State (WAC)	W	28-24
O18	Navy	L	38-6
O25	at Fresno State (WAC)	L	31-28
N1	Nevada (WAC)	W	52-42
N8	Tulsa (WAC)	L	31-28
N15	at SMU (WAC)	W	41-20
N22	UTEP (WAC)	W	45-14
N27	at Louisiana Tech (WAC)	W	49-14

## 2004 (3-8, 2-6 WAC) - 9<sup>TH</sup>

**Coach: Ken Hatfield**

S5	Houston (Reliant)	W	10-7
S18	Hawai'i (WAC)	W	41-29
S25	at Texas	L	35-13
O2	at San Jose State (WAC)	L	70-63
O9	SMU (WAC)	W	44-10
O16	at Nevada (WAC)	L	35-10
O23	at Navy	L	14-13
O30	at Tulsa (WAC)	L	39-22
N6	Fresno State (WAC)	L	52-21
N13	at UTEP (WAC)	(2 OT)L	35-28
N29	Louisiana Tech (WAC-Reliant)	L	51-14

## 2005 (1-10, 1-7 C-USA) - T 5<sup>TH</sup>

**Coach: Ken Hatfield West Division**

S10	at UCLA	L	63-21
S17	at Texas	L	51-10
O1	at UAB (C-USA)	L	45-26
O8	at East Carolina (C-USA)	L	41-28
O15	Tulsa (C-USA)	L	41-21
O22	Navy	L	41-9
O29	UTEP (C-USA)	L	38-31
N5	at SMU (C-USA)	L	27-7
N12	Tulane (C-USA)	W	42-34
N19	UCF (C-USA)	L	31-28
N26	at Houston (C-USA)	L	35-18

## TODD GRAHAM

(2006)

Graham's one season at Rice proved to be a season to remember. The Owls survived a 1-5 start to win six straight games to earn their first bowl bid since 1961..

## 2006 (7-6, 6-2 C-USA) - T 2<sup>ND</sup>

**Coach: Todd Graham West Division**

S2	Houston (C-USA)	L	31-30
S9	at UCLA	L	26-16
S16	Texas (Reliant)	L	52-7
S23	at Florida State	L	55-7
S30	at Army	W	48-14
O7	at Tulane (C-USA)	L	38-24
O14	UAB (C-USA)	W	34-33
O21	at UCF (C-USA)	W	40-29
N4	at UTEP (C-USA)	W	37-31
N11	at Tulsa (C-USA)	(2 OT)W	41-38
N18	East Carolina (C-USA)	W	18-17
N25	SMU (C-USA)	W	31-27
D23	vs. Troy	L	41-17
(New Orleans Bowl)			

## DAVID BAILIFF

(2007-17)

David Bailiff led Rice to one of the most successful periods in Rice history. He led Rice to wins at the 2008 Texas Bowl, 2012 Armed Forces Bowl and 2014 Hawai'i Bowl. In 2013, he led Rice to the 2013 Conference USA Championship, it's first conference championship since 1994. He finished his tenure with a 57-80 record.

## 2007 (3-9, 3-5 C-USA) - T 3<sup>RD</sup>

**Coach: David Bailiff West Division**

S1	Nicholls State	L	16-14
S8	at Baylor	L	42-17
S15	Texas Tech	L	59-24
S22	at Texas	L	58-14
O3	at Southern Miss (C-USA)	W	31-29
O13	at Houston (C-USA)	L	56-48
O20	Memphis (C-USA)	L	38-35
O27	at Marshall (C-USA)	L	34-21
N3	UTEP (C-USA)	W	56-48
N10	at SMU (C-USA)	W	43-42
N17	Tulane (C-USA)	L	45-31
N24	Tulsa (C-USA)	L	48-43

# All-Time Results

## 2008 (10-3, 7-1 C-USA) - T 1<sup>ST</sup>

Coach: David Bailiff	West Division
A29 SMU (C-USA)	W 56-27
S6 at Memphis (C-USA)	W 42-35
S13 at Vanderbilt	L 38-21
S20 at Texas	L 52-20
S27 North Texas	W 77-20
O4 at Tulsa (C-USA)	L 63-28
O18 Southern Miss (C-USA)	W 45-40
O25 at Tulane (C-USA)	W 42-17
N1 at UTEP (C-USA)	W 49-44
N8 Army	W 38-31
N22 Marshall (C-USA)	W 35-10
N29 Houston (C-USA)	W 56-42
D30 vs. Western Michigan (Texas Bowl)	W 38-21

## 2009 (2-10, 2-6 C-USA) - 5<sup>TH</sup>

Coach: David Bailiff	West Division
S5 at UAB (C-USA)	L 44-24
S12 at Texas Tech	L 55-10
S19 at Oklahoma State	L 41-24
S26 Vanderbilt	L 36-17
O3 Tulsa (C-USA)	L 27-10
O8 Navy	L 63-14
O17 at East Carolina (C-USA)	L 49-13
O24 UCF (C-USA)	L 49-7
N7 at SMU (C-USA)	L 31-28
N14 Tulane (C-USA)	W 28-20
N21 UTEP (C-USA)	W 30-29
N28 at #25 Houston (C-USA)	L 73-14

## 2010 (4-8, 3-5 C-USA) - T 4<sup>TH</sup>

Coach: David Bailiff	West Division
S4 #5 Texas (Reliant)	L 34-17
S11 at North Texas	W 33-32
S18 Northwestern	L 30-13
S25 Baylor	L 30-13
O2 SMU (C-USA)	L 42-31
O9 at UTEP (C-USA)	L 44-24
O16 Houston (C-USA)	W 34-31
O23 at UCF (C-USA)	L 41-14
N6 at Tulsa (C-USA)	L 64-27
N13 at Tulane (C-USA)	L 54-49
N21 East Carolina (C-USA)	W 62-38
N28 UAB (C-USA)	W 28-23

## 2011 (4-8, 3-5 C-USA) - T 4<sup>TH</sup>

Coach: David Bailiff	West Division
S3 at Texas	L 34-9
S10 Purdue	W 24-22
S24 at #17 Baylor	L 56-31
O1 at Southern Miss (C-USA)	L 48-24
O8 Memphis (C-USA)	W 28-6
O15 at Marshall (C-USA)	L 24-20
O22 Tulsa (C-USA)	L 38-20
O27 at #18 Houston (C-USA)	L 73-34
N5 UTEP (C-USA)	W 41-37
N12 at Northwestern	L 28-6
N19 Tulane (C-USA)	W 19-7
N26 at SMU (C-USA)	L 27-24

## 2012 (7-6, 4-4 C-USA) - T 3<sup>RD</sup>

Coach: David Bailiff	West Division
A30 UCLA	L 49-24
S8 at Kansas	W 25-24
S15 at Louisiana Tech	L 53-37
S22 Marshall (C-USA) (OT)	L 54-51
S29 Houston # (C-USA)	L 35-14
O6 at Memphis (C-USA)	L 14-10
O13 UTSA	W 34-14
O20 at Tulsa (C-USA)	L 28-24
O27 Southern Miss (C-USA)	W 44-17
N3 at Tulane (C-USA)	W 49-47
N17 SMU (C-USA)	W 36-14
N24 at UTEP (C-USA)	W 33-24
D29 Air Force (Armed Forces Bowl)	W 33-14

# Reliant Stadium

## 2013 (10-4, 7-1 C-USA) - CHAMPION

Coach: David Bailiff	West Division
A31 at #7 Texas A&M	L 52-31
S14 Kansas	W 23-14
S21 Houston #	L 31-26
S28 Florida Atlantic (C-USA)	W 19-14
O5 at Tulsa (C-USA)	W 30-27
O12 at UTSA (C-USA)	W 27-20
O19 at New Mexico State	W 45-19
O26 UTEP (C-USA)	W 45-7
O31 at North Texas (C-USA)	L 28-16
N16 Louisiana Tech (C-USA)	W 52-14
N21 at UAB (C-USA) (OT)	W 37-34
N30 Tulane (C-USA)	W 17-13
D7 Marshall %	W 41-24
D31 Mississippi State (Liberty Bowl)	L 44-7

# Reliant Stadium  
% Conference USA Championship

## 2014 (8-5, 5-3 C-USA) - T 2<sup>ND</sup>

Coach: David Bailiff	West Division
A30 at Notre Dame	L 48-17
S13 at Texas A&M	L 38-10
S20 Old Dominion (C-USA)	L 45-42
S27 at Southern Miss (C-USA)	W 41-23
O4 Hawai'i	W 28-14
O11 at Army	W 41-21
O25 North Texas (C-USA)	W 41-21
N1 at FIU (C-USA)	W 31-17
N8 UTSA (C-USA)	W 17-7
N15 at Marshall (C-USA)	L 41-14
N21 UTEP (C-USA)	W 31-13
N29 at Louisiana Tech (C-USA)	L 76-31
D24 Fresno State (Hawai'i Bowl)	W 30-6

## 2015 (5-7, 3-5 C-USA) - T 3<sup>RD</sup>

Coach: David Bailiff	West Division
S5 Wagner	W 56-16
S12 at Texas	L 42-28
S19 at North Texas (C-USA)	W 38-24
S26 at #5 Baylor	L 70-17
O3 WKU (C-USA)	L 49-10
O10 at Florida Atlantic (C-USA)	W 27-26
O24 Army	W 38-31
O30 Louisiana Tech (C-USA)	L 42-17
N6 at UTEP (C-USA)	L 24-21
N14 Southern Miss (C-USA)	L 65-10
N21 at UTSA (C-USA)	L 34-24
N28 Charlotte (C-USA)	W 27-7

## 2016 (3-9, 2-6 C-USA) - T 5<sup>TH</sup>

Coach: David Bailiff	West Division
S1 at WKU (C-USA)	L 46-14
S10 at Army West Point	L 31-14
S16 #19 Baylor	L 38-10
S24 North Texas (C-USA) (2OT)	L 42-35
O1 at Southern Miss (C-USA)	L 44-28
O15 UTSA (C-USA)	L 14-13
O22 Prairie View A&M	W 65-44
O29 at Louisiana Tech (C-USA)	L 61-16
N5 Florida Atlantic (C-USA)	L 42-25
N12 at Charlotte (C-USA)	W 22-21
N19 UTEP (C-USA)	W 44-24
N26 at #24 Stanford	L 41-17

## 2017 (1-11, 1-7 C-USA) - 6<sup>TH</sup>

Coach: David Bailiff	West Division
A26 Stanford #	L 62-7
S9 at UTEP (C-USA)	W 31-14
S16 at Houston	L 38-3
S23 FIU (C-USA)	L 13-7
S30 at Pitt	L 42-10
O7 Army West Point	L 49-12
O21 at UTSA (C-USA)	L 20-7
O28 Louisiana Tech (C-USA)	L 42-28
N4 at UAB (C-USA)	L 52-21
N11 Southern Miss (C-USA)	L 43-34
N18 at Old Dominion (C-USA)	L 24-21
N25 North Texas (C-USA)	L 30-14

# Sydney, Australia

## MIKE BLOOMGREN (2018-PRESENT)

Bloomgren enters his fifth season at Rice. Bloomgren's four-year record stands at 11-31 (9-20 C-USA).

## 2018 (2-11, 1-7 C-USA) - T 6<sup>TH</sup>

Coach: Mike Bloomgren	West Division
A25 Prairie View A&M	W 31-28
S1 Houston	L 45-27
S8 at Hawai'i	L 43-29
S22 at Southern Miss (C-USA)	L 40-22
S29 at Wake Forest	L 56-24
O6 UTSA (C-USA)	L 20-3
O13 UAB (C-USA)	L 42-0
O20 at FIU (C-USA)	L 36-17
O27 at North Texas (C-USA)	L 41-17
N3 UTEP (C-USA)	L 34-26
N10 at Louisiana Tech (C-USA)	L 28-13
N17 at LSU	L 42-10
N24 Old Dominion (C-USA)	W 27-13

## 2019 (3-9, 3-5 C-USA) - T 4<sup>TH</sup>

Coach: Mike Bloomgren	West Division
A30 at Army West Point	L 14-7
S6 Wake Forest	L 41-21
S14 Texas #	L 48-13
S21 Baylor	L 21-13
S28 Louisiana Tech (C-USA) (OT)	L 23-20
O5 at UAB (C-USA)	L 35-20
O19 at UTSA (C-USA)	L 31-27
O26 Southern Miss (C-USA)	L 20-6
N2 Marshall (C-USA)	L 20-7
N16 at Middle Tennessee (C-USA)	W 31-28
N23 North Texas (C-USA)	W 20-14
N30 at UTEP (C-USA)	W 30-16

# NRG Stadium

## 2020 (2-3, 2-3 C-USA) - 5<sup>TH</sup>

Coach: Mike Bloomgren	West Division
S3 at Houston *	canceled
S12 Army West Point *	canceled
S19 LSU #*	canceled
S26 Lamar *	canceled
O24 Middle Tennessee (C-USA) (2OT)	L 40-34
O31 at Southern Miss (C-USA)	W 30-6
N7 UTSA (C-USA) *	canceled
N14 at Louisiana Tech (C-USA) *	canceled
N21 at North Texas (C-USA)	L 27-17
N28 UTEP (C-USA) *	canceled
D5 at Marshall (C-USA)	W 20-0
D12 UAB (C-USA)	L 21-16

# NRG Stadium  
\* canceled due to COVID-19

## 2021 (4-8, 3-5 C-USA) - 5<sup>TH</sup>

Coach: David Bailiff	West Division
S4 at Arkansas	L 17-38
S11 Houston	L 7-44
S18 at Texas	L 0-58
S25 Texas Southern	W 48-34
O2 Southern Miss (C-USA)	W 24-19
O16 at UTSA (C-USA)	L 0-45
O23 at UAB (C-USA)	W 30-24
O30 North Texas (C-USA) (OT)	L 24-30
N6 at Charlotte (C-USA) (OT)	L 24-31
N13 WKU (C-USA)	L 21-42
N20 at UTEP (C-USA)	L 28-38
N27 Louisiana Tech (C-USA)	W 35-31



# All-Time Series Records

Opponent	W-L-T	First Game	Last Game	Opponent	W-L-T	First Game	Last Game	Opponent	W-L-T	First Game	Last Game
Alabama	3-0-0	1953	1956	Kansas	2-1-0	1961	2013	Santa Clara	1-1-0	1933	1950
Air Force	2-5-0	1985	2012	Kansas State	0-2-0	1994	1996	Univ. of the South	2-0-0	1919	1930
Arizona	4-0-0	1916	1931	Kentucky	0-2-0	1953	1955	<b>Southern Cal</b>	<b>0-2-1</b>	<b>1947</b>	<b>1971</b>
Arkansas	29-36-3	1919	2021	Lamar	4-0-0	1984	1987	Southern Miss	5-6-0	2007	2021
Army West Point	4-4-1	1958	2019	<b>Louisiana-Lafayette</b>	<b>2-3-0</b>	<b>1921</b>	<b>1989</b>	SMU	41-48-1	1916	2012
Auburn	2-0-0	1937	1938	Louisiana State	14-37-5	1915	2018	Southwestern (Texas)	16-5-0	1912	1946
Austin College	3-2-1	1912	1924	<b>Louisiana Tech</b>	<b>5-9-0</b>	<b>1965</b>	<b>2021</b>	Stanford	3-3-0	1957	2017
Baylor	30-50-2	1914	2019	Loyola-New Orleans	3-2-0	1927	1934	Stephen F. Austin	2-0-0	1925	1926
Boise State	1-1-0	2001	2002	Marshall	3-5-0	2007	2020	Tennessee	1-2-0	1946	1969
BYU	1-1-0	1996	1997	Memphis	2-2-0	2007	2012	Texas	21-74-1	1914	2021
California	1-1-0	1969	1970	<b>McNeese State</b>	<b>0-0-0</b>	<b>2021</b>	-	Texas A&M	27-52-3	1914	2014
Centenary	3-1-0	1927	1941	Miami (Florida)	0-2-0	1984	1985	Texas A&M-Kingsville	6-0-0	1931	1940
<b>Charlotte</b>	<b>2-1-0</b>	<b>2015</b>	<b>2021</b>	Michigan	0-2-0	1999	2000	TCU	35-41-3	1914	2000
Cincinnati	0-1-0	1974	-	Michigan State	0-1-0	2002	-	Texas State	2-2-0	1920	1987
Clemson	3-4-0	1949	1980	Middle Tennessee	1-1-0	2019	2020	Texas Southern	1-0-0	2021	2021
Colorado	1-0-0	1937	-	Minnesota	0-2-0	1983	1984	Texas Tech	20-27-1	1942	2009
Colorado State	1-0-0	1998	-	Mississippi	0-1-0	1960	-	Trinity (Texas)	5-1-1	1913	1927
Cornell	2-0-0	1953	1954	Mississippi State	0-2-0	1975	2013	Troy	0-1-0	2006	2006
Creighton	3-1-0	1932	1935	Missouri	0-1-0	1981	-	Tulane	20-15-1	1916	2013
Daniel Baker	2-0-0	1914	1915	Montana	1-0-0	1973	-	Tulsa	8-10-1	1937	2013
Duke	1-5-0	1957	2003	Navy	6-6-0	1951	2009	<b>UAB</b>	<b>4-6-0</b>	<b>2005</b>	<b>2021</b>
Duquesne	1-1-0	1935	1936	Nebraska	0-1-0	2001	-	UCF	1-3-0	2005	2010
East Carolina	2-2-0	2005	2010	New Mexico	3-0-0	1949	1997	UCLA	0-4-0	1952	2012
Florida	4-3-1	1953	1977	New Mexico St.	1-0-0	2013	2013	UNLV	2-0-0	1995	1998
<b>Florida Atlantic</b>	<b>2-1-0</b>	<b>2013</b>	<b>2016</b>	Nevada	2-3-0	2000	2004	<b>UTEP</b>	<b>15-9-0</b>	<b>1996</b>	<b>2021</b>
FIU	1-2-0	2014	2018	Nicholls State	0-1-0	2007	-	<b>UTSA</b>	<b>3-6-0</b>	<b>2012</b>	<b>2021</b>
Florida State	0-1-0	2006	-	North Carolina	1-0-0	1949	-	Utah	3-1-0	1956	1997
Fordham	0-1-0	1939	-	<b>North Texas</b>	<b>5-6-0</b>	<b>1988</b>	<b>2021</b>	Vanderbilt	1-4-0	1939	2009
Fresno State	1-6-0	1999	2014	Northwestern	4-3-0	1967	2011	Virginia Military	2-0-0	1939	1975
George Washington	2-0-0	1935	1936	Notre Dame	0-4-0	1915	1988	Wagner	1-0-0	2015	-
Georgia	1-0-0	1936	-	Ohio State	0-2-0	1993	1996	Washington	0-0-1	1968	-
Georgia Tech	0-2-1	1960	1972	Oklahoma	0-7-0	1921	2000	Wake Forest	1-2-1	1989	2019
Hardin-Simmons	1-0-0	1953	-	Oklahoma State	0-3-1	1914	2009	<b>WKU</b>	<b>0-3-0</b>	<b>2015</b>	<b>2021</b>
Haskell Institute	1-0-0	1917	-	Old Dominion	1-2-0	2014	2018	Western Michigan	1-0-0	2008	-
Hawai'i	5-3-0	1999	2018	Oregon	0-1-0	1962	-	West Virginia	1-0-0	1964	-
<b>Houston</b>	<b>11-32-0</b>	<b>1971</b>	<b>2021</b>	Penn State	0-2-0	1962	1963	Wisconsin	0-2-0	1952	195
Howard Payne	1-0-0	1919	-	Pittsburgh	2-1-0	1950	2017	<b>Overall</b>	<b>W-L-T</b>		
Idaho	1-0-0	1977	-	Prairie View A&M	2-0-0	2016	2018	College Opponents	468-604-31		
Indiana	0-2-0	1987	1988	Purdue	2-2-0	1934	2011	Other Opponents	8-7-1		
Iowa State	3-2-0	1930	1994	St. Edward's (Texas)	2-2-1	1926	1930	All Opponents	476-611-32		
				St. Mary's (Texas)	1-0-0	1935	-				
				Sam Houston State	16-1-0	1912	1993				
				San Jose State	2-3-0	1998	2004				

# Game-By-Game Series

## Alabama (3-0)

J1, 1954	W	28-6	<sup>1</sup> Dallas, Texas
S24, 1955	W	20-0	Houston
S28, 1956	W	20-13	Houston

## <sup>1</sup>Cotton Bowl

## Air Force (2-5)

S21, 1985	L	59-17	Colorado Springs, Colo.
N22, 1986	W	21-17	Houston
S5, 1992	L	30-21	Colorado Springs, Colo.
S28, 1996	L	45-17	Colorado Springs, Colo.
S6, 1997	L	41-12	Houston
N21, 1998	L	22-16	Colorado Springs, Colo.
D29, 2012	W	33-14	<sup>1</sup> Fort Worth, Texas

## <sup>1</sup>Armed Forces Bowl

## Arizona

N30, 1916	W	47-7	Houston
N25, 1922	W	14-7	Houston
O11, 1930	W	21-0	Houston
O23, 1931	W	32-0	Tucson, Ariz.

## Arkansas (29-36-3)

N27, 1919	W	40-7	Houston
N25, 1920	T	0-0	Houston
N11, 1922	W	31-7	Houston
O13, 1923	L	23-0	Little Rock, Ark.
O17, 1925	W	13-9	Houston
O18, 1930	L	7-6	Fayetteville, Ark.
N, 1931	W	26-12	Houston
N5, 1932	W	12-7	Fayetteville, Ark.
N11, 1933	W	7-6	Houston
N10, 1934	W	7-0	Fayetteville, Ark.
N9, 1935	W	20-7	Houston
N7, 1936	L	20-14	Fayetteville, Ark.
N6, 1937	W	26-20	Houston
N5, 1938	W	3-0	Fayetteville, Ark.
N11, 1939	T	12-12	Houston
N9, 1940	W	14-7	Fayetteville, Ark.
N8, 1941	W	21-12	Houston
N7, 1942	W	40-9	Fayetteville, Ark.
N6, 1943	W	20-7	Houston
N11, 1944	L	12-7	Fayetteville, Ark.
N10, 1945	W	26-7	Houston
N9, 1946	L	7-0	Little Rock, Ark.
N8, 1947	W	26-7	Houston
N6, 1948	W	25-6	Fayetteville, Ark.
N5, 1949	W	14-0	Houston
N11, 1950	W	9-6	Fayetteville, Ark.
N10, 1951	W	10-0	Houston
N8, 1952	W	35-33	Fayetteville, Ark.
N7, 1953	W	47-0	Houston
N6, 1954	L	8-15	Little Rock, Ark.
N5, 1955	L	10-0	Houston
N10, 1956	L	27-12	Fayetteville, Ark.
N9, 1957	W	13-7	Houston
O11, 1958	W	24-0	Fayetteville, Ark.
N7, 1959	L	14-10	Houston
N5, 1960	L	3-0	Little Rock, Ark.
N11, 1961	L	10-0	Houston
N10, 1962	L	28-14	Fayetteville, Ark.
N9, 1963	W	7-0	Houston
N7, 1964	L	21-0	Fayetteville, Ark.
N6, 1965	L	31-0	Houston
N5, 1966	L	31-20	Little Rock, Ark.
N11, 1967	L	23-9	Houston
N9, 1968	L	46-21	Fayetteville, La.
N8, 1969	L	30-8	Houston
N7, 1970	L	38-14	Fayetteville, Ark.
N6, 1971	T	24-24	Houston

N11, 1972	W	23-20	Little Rock, Ark.
N10, 1973	W	17-7	Houston
N9, 1974	L	25-6	Fayetteville, Ark.
N8, 1975	L	20-16	Houston
O30, 1976	L	41-16	Fayetteville, Ark.
O29, 1977	L	30-7	Houston
N4, 1978	L	37-7	Fayetteville, Ark.
N3, 1979	L	34-7	Houston
N1, 1980	W	17-16	Little Rock, Ark.
O31, 1981	L	41-7	Houston
O30, 1982	L	24-6	Fayetteville, Ark.
O29, 1983	L	35-0	Little Rock, Ark.
N3, 1984	L	28-6	Little Rock, Ark.
N2, 1985	L	30-15	Houston
N1, 1986	L	45-14	Fayetteville, Ark.
O31, 1987	L	38-14	Houston
O29, 1988	L	21-14	Little Rock, Ark.
N4, 1989	L	38-17	Houston
N3, 1990	W	19-11	Little Rock, Ark.
N23, 1991	L	20-0	Little Rock, Ark.
S4, 2021	L	38-17	Fayetteville, Ark.

## Army West Point (4-4-1)

N8, 1958	L	14-7	Houston
S30, 1995	T	21-21	West Point, N.Y.
S30, 2006	W	48-14	West Point, N.Y.
N8, 2008	W	38-31	Houston
O11, 2014	W	41-21	West Point, N.Y.
O24, 2015	W	38-31	Houston
S10, 2016	L	31-14	West Point, N.Y.
O7, 2017	L	49-12	Houston
A30, 2019	L	14-7	West Point, N.Y.

## Auburn (2-0)

O30, 1937	W	13-7	Houston
O29, 1938	W	14-0	Houston

## Austin College (3-2-1)

N28, 1912	L	81-0	Sherman, Texas
N26, 1914	T	0-0	Sherman, Texas
O13, 1916	W	40-0	Houston
O19, 1917	W	53-13	Houston
O24, 1919	W	54-0	Houston
N7, 1924	L	6-2	Houston

## Baylor (31-49-2)

N20, 1914	W	14-13	Houston
O8, 1915	L	26-0	Houston
O11, 1919	W	8-0	Waco, Texas
O9, 1920	W	28-0	Houston
N8, 1921	L	17-14	Waco, Texas
O14, 1922	L	31-0	Houston
N27, 1924	L	17-9	Houston
N26, 1925	T	7-7	Houston
N25, 1926	L	9-7	Houston
N24, 1927	W	19-12	Houston
N29, 1928	L	25-14	Houston
N30, 1929	L	19-0	Houston
N29, 1930	L	35-14	Waco, Texas
N28, 1931	W	20-0	Houston
N26, 1932	W	12-0	Waco, Texas
D2, 1933	L	7-6	Waco, Texas
D1, 1934	W	32-0	Waco, Texas
N30, 1935	L	6-0	Houston
N28, 1936	L	10-7	Houston
N27, 1937	W	13-7	Houston
N26, 1938	L	27-6	Waco, Texas
D2, 1939	L	10-7	Houston
N30, 1940	W	21-12	Houston
N29, 1941	W	28-14	Houston

N28, 1942	W	20-0	Waco, Texas
D1, 1945	L	17-14	Houston
N30, 1946	W	38-6	Houston
N29, 1947	W	34-6	Houston
N27, 1948	T	7-7	Waco, Texas
N26, 1949	W	21-7	Houston
D2, 1950	L	33-7	Waco, Texas
D1, 1951	L	34-13	Houston
N29, 1952	W	20-14	Waco, Texas
N28, 1953	W	41-19	Houston
N27, 1954	W	20-14	Waco, Texas
N26, 1955	L	15-7	Houston
D1, 1956	L	46-13	Waco, Texas
N30, 1957	W	20-0	Houston
N29, 1958	W	33-21	Waco, Texas
N28, 1959	L	23-21	Houston
N26, 1960	L	12-7	Waco, Texas
D2, 1961	W	26-14	Houston
D1, 1962	W	28-13	Waco, Texas
N30, 1963	L	21-12	Houston
N28, 1964	L	27-20	Waco, Texas
N27, 1965	L	17-14	Houston
N26, 1966	L	21-14	Waco, Texas
D2, 1967	W	27-25	Houston
N30, 1968	L	16-7	Waco, Texas
N29, 1969	W	34-6	Houston
N28, 1970	W	28-23	Waco, Texas
N27, 1971	W	23-0	Houston
D2, 1972	L	28-14	Waco, Texas
D1, 1973	W	27-0	Houston
N30, 1974	L	24-3	Waco, Texas
N29, 1975	L	25-7	Houston
N13, 1976	L	38-6	Houston
N12, 1977	L	24-14	Waco, Texas
N18, 1978	W	24-10	Houston
N17, 1979	L	45-14	Waco, Texas
N15, 1980	L	16-6	Houston
N14, 1981	W	17-14	Waco, Texas
N13, 1982	L	35-13	Houston
N12, 1983	L	48-14	Waco, Texas
N17, 1984	L	46-40	Houston
N16, 1985	L	34-10	Waco, Texas
N15, 1986	L	23-17	Houston
N14, 1987	L	34-31	Waco, Texas
N12, 1988	L	20-10	Houston
N18, 1989	W	6-3	Waco, Texas
N17, 1990	L	17-16	Houston
O12, 1991	W	20-17	Waco, Texas
N14, 1992	W	34-31	Houston
N13, 1993	L	38-14	Waco, Texas
N12, 1994	L	19-14	Houston
N18, 1995	L	34-6	Waco, Texas
S8, 2007	L	42-17	Waco, Texas
S25, 2010	L	30-13	Houston
S24, 2011	L	56-31	Waco, Texas
S26, 2015	L	70-17	Waco, Texas
S16, 2016	L	38-10	Houston
S21, 2019	L	21-13	Houston

## Boise State (1-1)

O6, 2001	W	45-14	Houston
N9, 2002	L	49-7	Boise, Idaho

## BYU (1-1)

N9, 1996	L	49-0	Provo, Utah
O11, 1997	W	27-14	Houston

## California (1-1)

O4, 1969	L	31-12	Berkeley, Calif.
O3, 1970	W	28-0	Houston

# Game-By-Game Series

## Centenary (3-1)

N5, 1927	L	33-7	Houston
O7, 1939	W	13-0	Houston
O5, 1940	W	25-0	Houston
N1, 1941	W	54-0	Houston

## Charlotte (2-1)

N28, 2015	W	27-7	Houston
N12, 2016	W	22-21	Charlotte, N.C.
N6, 2021	L	24-31 <sup>ot</sup>	Charlotte, N.C.

## Cincinnati (0-1)

S21, 1974	L	28-21	Houston
-----------	---	-------	---------

## Clemson (3-4)

S24, 1949	W	33-7	Houston
S29, 1951	L	20-14	Houston
O8, 1955	W	21-7	Houston
N2, 1957	L	20-7	Houston
O31, 1959	L	19-0	Houston
S23, 1972	W	29-10	Houston
S13, 1980	L	19-3	Clemson, S.C.

## Colorado (1-0)

J1, 1938	W	28-14	<sup>1</sup> Dallas, Texas
----------	---	-------	----------------------------

## <sup>1</sup>Cotton Bowl

## Colorado State (1-0)

O31, 1998	W	35-23	Houston
-----------	---	-------	---------

## Cornell (2-0)

O3, 1953	W	28-7	Ithaca, N.Y.
O2, 1954	W	41-20	Houston

## Creighton (3-1)

O29, 1932	W	41-7	Houston
O21, 1933	L	14-13	Omaha, Neb.
O20, 1934	W	47-13	Omaha, Neb.
O12, 1935	W	14-0	Houston

## Daniel Baker College

O31, 1914	W	13-7	Houston
O23, 1915	W	28-0	Houston

## Duke (1-5)

O12, 1957	L	7-6	Houston
O3, 1959	L	24-7	Durham, N.C.
O2, 1965	L	41-21	Houston
S19, 1992	L	17-12	Durham, N.C.
S8, 2001	W	15-13	Houston
S13, 2003	L	27-24 <sup>ot</sup>	Durham, N.C.

## Duquesne (1-1)

O5, 1935	W	27-7	Houston
O2, 1936	L	14-0	Pittsburgh, Pa.

## East Carolina (2-2)

O8, 2005	L	41-28	Greenville, N.C.
N18, 2006	W	18-17	Houston
O17, 2009	L	49-13	Greenville, N.C.
N21, 2010	W	62-38	Houston

## FIU (1-1)

N1, 2014	W	31-17	Miami, Fla.
S23, 2017	L	13-7	Houston
O20, 2018	L	36-17	Miami, Fla.

## Florida (4-3-1)

S19, 1953	W	20-16	Houston
-----------	---	-------	---------

S18, 1954	W	24-14	Houston
O13, 1956	L	7-0	Gainesville, Fla.
O10, 1959	T	13-13	Houston
O8, 1960	W	10-0	Miami, Fla.
O14, 1961	W	19-10	Houston
N20, 1976	L	50-22	Gainesville, Fla.
S17, 1977	L	48-3	Houston

## Florida Atlantic (2-1)

S28, 2013	W	19-14	Houston
O10, 2015	W	27-26	Boca Raton, Fla.
N5, 2016	L	42-25	Houston

## Florida State (0-1)

S23, 2006	L	55-7	Tallahassee, Fla.
-----------	---	------	-------------------

## Fordham (0-1)

N4, 1939	L	13-7	Bronx, N.Y.
----------	---	------	-------------

## Fresno State (1-6)

N6, 1999	L	47-18	Fresno, Calif.
O5, 2000	L	27-24	Houston
N3, 2001	L	52-24	Fresno, Calif.
S28, 2002	L	31-28	Houston
O25, 2003	L	31-28	Fresno, Calif.
N6, 2004	L	52-21	Houston
D24, 2014	W	30-16	<sup>1</sup> Honolulu, Hu

## <sup>1</sup>Hawai'i Bowl

## George Washington (2-0)

N2, 1935	W	41-6	Washington, D.C.
O31, 1936	W	12-6	Houston

## Georgia (1-0)

O17, 1936	W	13-6	Athens, Ga.
-----------	---	------	-------------

## Georgia Tech (0-2-1)

S24, 1960	L	16-13	Houston
S30, 1961	L	24-0	Atlanta, Ga.
S30, 1972	T	36-36	Atlanta, Ga.

## Hardin-Simmons (1-0)

O10, 1953	W	40-0	Houston
-----------	---	------	---------

## Haskell Institute

N3, 1917	W	55-13	Houston
----------	---	-------	---------

## Hawai'i (5-3)

O9, 1999	W	38-19	Honolulu, Hi.
O21, 2000	W	38-13	Houston
S29, 2001	W	27-24	Honolulu, Hi.
N16, 2002	L	33-28	Houston
S27, 2003	L	41-21	Honolulu, Hi.
S18, 2004	W	41-29	Houston
O4, 2014	W	28-14	Houston
S8, 2018	L	43-29	Honolulu, Hi.

## Houston (11-30)

S11, 1971	L	23-21	Rice Stadium
S9, 1972	W	14-13	Rice Stadium
S15, 1973	L	24-6	Astrodome
S14, 1974	L	21-0	Rice Stadium
S13, 1975	W	24-7	Astrodome
N27, 1976	L	42-20	Rice Stadium
N26, 1977	L	51-21	Rice Stadium
D2, 1978	L	49-25	Astrodome
D1, 1979	L	63-0	Rice Stadium
N29, 1980	W	35-7	Astrodome
N28, 1981	L	40-3	Rice Stadium
N27, 1982	L	28-21	Astrodome

S1, 1983	L	45-14	Rice Stadium
D1, 1984	L	38-26	Astrodome
N30, 1985	L	24-20	Rice Stadium
N29, 1986	W	14-13	Astrodome
N28, 1987	L	45-21	Rice Stadium
N26, 1988	L	45-14	Astrodome
D2, 1989	L	64-0	Rice Stadium
S29, 1990	L	24-22	Astrodome
N16, 1991	L	41-21	Rice Stadium
N28, 1992	L	61-34	Astrodome
N26, 1993	W	37-7	Rice Stadium
N26, 1994	W	31-13	Astrodome
D2, 1995	L	18-17	Rice Stadium
S4, 1999	L	28-3	Robertson Stadium
S2, 2000	W	30-27 <sup>ot</sup>	Rice Stadium
S1, 2001	W	21-14	Robertson Stadium
A31, 2002	L	24-10	Rice Stadium
A30, 2003	L	48-14	Robertson Stadium
S5, 2004	W	10-7	Reliant Stadium
N26, 2005	L	35-18	Robertson Stadium
S2, 2006	L	31-30	Rice Stadium
O13, 2007	L	56-48	Robertson Stadium
N29, 2008	W	56-42	Rice Stadium
N28, 2009	L	73-14	Robertson Stadium
O16, 2010	W	34-31	Rice Stadium
O27, 2011	L	73-34	Robertson Stadium
S29, 2012	L	35-14	Reliant Stadium
S21, 2013	L	31-26	Reliant Stadium
S16, 2017	L	38-3	TDECU Stadium
S1, 2018	L	45-27	Rice Stadium
S11, 2021	L	7-44	Rice Stadium

## Howard Payne (1-0)

N21, 1919	W	7-0	Houston
-----------	---	-----	---------

## Idaho (1-0)

S10, 1977	W	31-10	Houston
-----------	---	-------	---------

## Indiana (0-2)

S12, 1987	L	35-13	Bloomington, Ind.
S10, 1988	L	41-14	Houston

## Iowa State (3-2)

D6, 1930	W	13-7	Houston
S9, 1978	L	23-19	Houston
S28, 1991	L	28-27	Houston
S25, 1993	W	49-21	Houston
S24, 1994	W	28-18	Ames, Iowa

## Kansas (2-1)

D16, 1961	L	33-7	<sup>1</sup> Houston
S8, 2012	W	25-24	Lawrence, Kan.
S14, 2013	W	23-14	Houston

## <sup>1</sup>Bluebonnet Bowl

## Kansas State (0-2)

S17, 1994	L	27-18	Manhattan, Kan.
S21, 1996	L	34-7	Houston

## Kentucky (0-2)

O31, 1953	L	19-13	Houston
O29, 1955	L	20-16	Lexington, Ky.

## Lamar (4-0)

S22, 1984	W	36-19	Houston
S28, 1985	W	29-28	Houston
S6, 1986	W	28-14	Houston
S5, 1987	W	34-30	Houston

## Louisiana-Lafayette (2-3)

# Game-By-Game Series

O1, 1921 W 54-0 Houston  
 S11, 1982 L 21-14 Houston  
 S24, 1983 W 22-21 Houston  
 S24, 1988 L 41-16 Lafayette, La.  
 S23, 1989 L 18-3 Houston

## LSU (14-37-5)

N17, 1915 W 6-0 Houston  
 N24, 1916 T 7-7 Baton Rouge, La.  
 O18, 1924 L 12-0 Houston  
 N7, 1925 L 6-0 Baton Rouge, La.  
 O1, 1932 W 10-8 Houston  
 S30, 1933 L 13-0 Baton Rouge, La.  
 S29, 1934 T 9-9 Houston  
 S28, 1935 W 10-7 Baton Rouge, La.  
 S26, 1936 L 20-7 Baton Rouge, La.  
 O9, 1937 L 13-0 Houston  
 O8, 1938 L 3-0 Baton Rouge, La.  
 O14, 1939 L 7-0 Baton Rouge, La.  
 O12, 1940 W 23-0 Houston  
 O18, 1941 L 27-0 Baton Rouge, La.  
 O3, 1942 W 27-14 Houston  
 O2, 1943 L 20-7 Baton Rouge, La.  
 O7, 1944 W 14-13 Houston  
 S29, 1945 L 42-0 Baton Rouge, La.  
 S28, 1946 L 7-6 Houston  
 S27, 1947 L 21-14 Baton Rouge, La.  
 O2, 1948 L 26-13 Houston  
 O1, 1949 L 14-7 Baton Rouge, La.  
 O7, 1950 W 35-20 Houston  
 O6, 1951 L 14-6 Baton Rouge, La.  
 O4, 1952 L 27-7 Houston  
 O1, 1955 T 0-0 Houston  
 O6, 1956 W 23-14 Houston  
 S21, 1957 W 20-14 Baton Rouge, La.  
 S20, 1958 L 26-6 Houston  
 S19, 1959 L 26-3 Baton Rouge, La.  
 S23, 1961 W 16-3 Houston  
 S29, 1962 T 6-6 Baton Rouge, La.  
 S28, 1963 W 21-12 Houston  
 S26, 1964 W 3-0 Houston  
 S25, 1965 L 42-14 Baton Rouge, La.  
 S24, 1966 W 17-15 Houston  
 S23, 1967 L 20-14 Baton Rouge, La.  
 S28, 1968 L 21-7 Houston  
 S27, 1969 L 42-0 Houston  
 S26, 1970 L 24-0 Baton Rouge, La.  
 O2, 1971 L 38-3 Baton Rouge, La.  
 O7, 1972 L 12-6 Houston  
 S29, 1973 L 24-9 Baton Rouge, La.  
 S28, 1974 T 10-10 Houston  
 S27, 1975 L 16-13 Shreveport, La.  
 S25, 1976 L 31-0 Baton Rouge, La.  
 S24, 1977 L 77-0 Baton Rouge, La.  
 S30, 1978 L 37-7 Houston  
 S22, 1979 L 45-3 Baton Rouge, La.  
 S27, 1980 W 17-7 Houston  
 S26, 1981 L 24-14 Baton Rouge, La.  
 S25, 1982 L 56-13 Baton Rouge, La.  
 S17, 1983 L 24-10 Houston  
 S19, 1987 L 49-16 Baton Rouge, La.  
 S23, 1995 L 52-7 Baton Rouge, La.  
 N17, 2018 L 42-10 Baton Rouge, La.

## Louisiana Tech (5-9)

S18, 1965 W 14-0 Houston  
 O27, 2001 L 41-38<sup>ot</sup> Ruston, La.  
 O5, 2002 W 37-20 Reliant Stadium  
 N27, 2003 W 49-14 Ruston, La.  
 N29, 2004 L 51-14 Reliant Stadium

S15, 2012 L 56-37 Ruston, La.  
 N16, 2013 W 52-14 Houston  
 N29, 2014 L 76-31 Ruston, La.  
 O30, 2015 L 42-17 Houston  
 O29, 2016 L 61-16 Ruston, La.  
 O28, 2017 L 42-28 Houston  
 N10, 2018 L 28-13 Ruston, La.  
 S28, 2019 L 23-20<sup>ot</sup> Houston  
 N27, 2021 W 35-31 Houston

## Loyola-New Orleans (3-2)

S24, 1927 L 13-0 New Orleans, La.  
 S28, 1929 L 33-0 Houston  
 O15, 1932 W 14-7 Houston  
 O7, 1933 W 13-0 Houston  
 S22, 1934 W 12-0 Houston

## Marshall (3-5)

O27, 2007 L 34-21 Huntington, W.Va.  
 N22, 2008 W 35-10 Houston  
 O15, 2011 L 24-20 Huntington, W.Va.  
 S22, 2012 L 54-51<sup>ot</sup> Houston  
 D7, 2013 W 41-24 <sup>1</sup>Houston  
 N15, 2014 L 41-14 Huntington, W.Va.  
 N2, 2019 L 20-7 Houston  
 D 5, 2020 W 20-0 Huntington, W.Va.

## <sup>1</sup>Conference USA Championship

## Memphis (2-2)

O20, 2007 L 38-35 Houston  
 S6, 2008 W 42-35 Memphis, Tenn.  
 O8, 2011 W 28-6 Houston  
 O6, 2012 L 14-10 Memphis, Tenn.

## Miami, Fla. (0-2)

S29, 1984 L 38-3 Miami, Fla.  
 S14, 1985 L 48-20 Houston

## Michigan (0-2)

S11, 1999 L 37-3 Ann Arbor, Mich.  
 S9, 2000 L 38-7 Ann Arbor, Mich.

## Michigan State (0-1)

S7, 2002 L 27-10 East Lansing, Mich.

## Middle Tennessee (1-1)

N16, 2019 W 31-28 Murfreesboro, Tenn.  
 O24, 2020 L 40-34 <sup>2ot</sup> Houston

## Minnesota (0-2)

S10, 1983 L 21-17 Houston  
 S8, 1984 L 31-24 Minneapolis, Minn.

## Mississippi (0-1)

J1, 1961 L 14-6 <sup>1</sup>New Orleans, La.

## <sup>1</sup>Sugar Bowl

## Mississippi State (0-2)

O11, 1975 L 28-14 Houston  
 D31, 2013 L 44-7 <sup>1</sup>Memphis, Tenn.

## <sup>1</sup>Liberty Bowl

## Missouri (0-1)

S19, 1981 L 42-10 Columbia, Mo.

## Montana (1-0)

S22, 1973 W 21-10 Houston

## Navy (6-6)

O13, 1951 W 21-14 Houston

J1, 1958 L 20-7 <sup>1</sup>Dallas, Texas  
 S30, 1967 W 21-7 Houston  
 N21, 1992 W 27-22 Houston  
 N19, 1994 L 29-17 Annapolis, Md.  
 S25, 1999 W 20-17 Houston  
 O13, 2001 W 21-13 Annapolis, Md.  
 O12, 2002 W 17-10 Annapolis, Md.  
 O18, 2003 L 38-6 Houston  
 O23, 2004 L 14-13 Annapolis, Md.  
 O22, 2005 L 41-9 Houston  
 O8, 2009 L 63-14 Houston

## <sup>1</sup>Cotton Bowl

## Nebraska (0-1)

S20, 2001 L 48-3 Lincoln, Neb.

## New Mexico (3-0)

O8, 1949 W 55-0 Houston  
 O5, 1996 W 38-21 Albuquerque, N.M.  
 O18, 1997 W 35-23 Albuquerque, N.M.

## New Mexico State (1-0)

O19, 2013 W 45-19 Las Cruces, N.M.

## Nevada (2-3)

N18, 2000 L 34-28 Reno, Nev.  
 O20, 2001 W 33-30<sup>ot</sup> Houston  
 S21, 2002 L 31-21 Reno, Nev.  
 N1, 2003 W 52-42 Houston  
 O16, 2004 L 35-10 Reno, Nev.

## Nicholls State (0-1)

S1, 2007 L 16-14 Houston

## North Carolina (1-0)

J1, 1950 W 27-13 <sup>1</sup>Dallas, Texas

## <sup>1</sup>Cotton Bowl

## North Texas (5-7)

N19, 1988 L 33-17 Houston  
 S27, 2008 W 77-20 Houston  
 S11, 2010 W 33-32 Denton, Texas  
 O31, 2013 L 28-16 Denton, Texas  
 O25, 2014 W 41-21 Houston  
 S19, 2015 W 38-24 Denton, Texas  
 S24, 2016 L 42-35<sup>2ot</sup> Houston  
 N25, 2017 L 30-14 Houston  
 O27, 2018 L 41-17 Denton, Texas  
 N23, 2019 W 20-14 Houston  
 N21, 2020 L 27-17 Denton, Texas  
 O30, 2021 L 24-30<sup>ot</sup> Houston

## Northwestern (4-3)

O14, 1967 W 50-6 Houston  
 S22, 1990 W 31-14 Houston  
 S14, 1991 W 36-7 Evanston, Ill.  
 S27, 1997 W 40-34 Evanston, Ill.  
 S19, 1998 L 23-14 Houston  
 S18, 2010 L 30-13 Houston  
 N12, 2011 L 28-6 Evanston, Ill.

## Notre Dame (0-5)

N27, 1915 L 55-2 Houston  
 O13, 1973 L 28-0 Houston  
 O12, 1974 L 10-3 South Bend, Ind.  
 N5, 1988 L 54-11 South Bend, Ind.  
 A30, 2014 L 48-17 South Bend, Ind.

## Ohio State (0-2)

S4, 1993 L 34-7 Columbus, Ohio



# Game-By-Game Series

S7, 1996 L 70-7 Columbus, Ohio

## Oklahoma (0-7)

N24, 1921 L 27-0 Houston  
 O3, 1931 L 19-6 Norman, Okla.  
 O2, 1937 L 6-0 Norman, Okla.  
 O1, 1938 L 7-6 Houston  
 S23, 1978 L 66-7 Norman, Okla.  
 S29, 1979 L 63-21 Houston  
 S23, 2000 L 42-14 Norman, Okla.

## Oklahoma State (0-3-1)

N14, 1914 T 13-13 Houston  
 O21, 1922 L 21-0 Stillwater, Okla.  
 O20, 1923 L 13-0 Houston  
 S19, 2009 L 41-24 Stillwater, Okla.

## Old Dominion (1-2)

S20, 2014 L 45-42 Houston  
 N18, 2017 L 24-21 Norfolk, Va.  
 N24, 2018 W 27-13 Houston

## Oregon (0-1)

O13, 1962 L 31-12 Houston

## Penn State (0-2)

O6, 1962 L 18-7 Houston  
 O5, 1963 L 28-7 University Park, Pa.

## Pittsburgh (2-1)

O14, 1950 W 14-7 Pittsburgh, Pa.  
 N3, 1951 W 21-13 Houston  
 S30, 2017 L 42-10 Pittsburgh, Pa.

## Prairie View A&M (2-0)

O22, 2016 W 65-44 Houston  
 A25, 2018 W 31-28 Houston

## Purdue (2-2)

O6, 1934 W 14-0 Houston  
 O4, 1958 L 24-0 Houston  
 S12, 1998 L 21-19 West Lafayette, Ind.  
 S10, 2011 W 24-22 Houston

## St. Edward's (2-2-1)

O16, 1926 W 19-0 Houston  
 O8, 1927 T 0-0 Houston  
 O13, 1928 L 20-6 Houston  
 N2, 1929 L 20-7 Houston  
 O4, 1930 W 20-0 Houston

## St. Mary's (1-0)

S21, 1935 W 38-0 Houston

## Sam Houston State (16-1)

N9, 1912 W 20-6 Huntsville, Texas  
 O7, 1922 W 23-3 Houston  
 O6, 1923 W 10-0 Houston  
 O4, 1924 W 22-6 Houston  
 O3, 1925 W 7-0 Houston  
 O2, 1926 W 20-0 Houston  
 O1, 1927 W 20-13 Houston  
 S29, 1928 W 24-6 Houston  
 O5, 1929 W 7-2 Houston  
 S27, 1930 W 13-12 Houston  
 S26, 1931 W 32-0 Houston  
 N14, 1936 W 34-7 Houston  
 O21, 1939 L 9-8 Houston  
 O4, 1941 W 42-0 Houston  
 S25, 1948 W 46-0 Houston

S26, 1992 W 45-14 Houston

S18, 1993 W 14-13 Houston

## San Jose State (2-3)

O10, 1998 L 20-17 San Jose, Calif.  
 O16, 1999 W 49-7 Houston  
 S30, 2000 L 29-16 San Jose, Calif.  
 O4, 2003 W 28-24 Houston  
 O2, 2004 L 70-63 San Jose, Calif.

## Santa Clara (1-1)

N4, 1933 L 13-0 Santa Clara, Calif.  
 S30, 1950 W 27-7 Houston

## University of the South (2-0)

N15, 1919 W 19-7 Houston  
 N1, 1930 W 12-0 Houston

## Southern California (0-2-1)

O4, 1947 T 7-7 Los Angeles, Calif.  
 O9, 1948 L 7-0 Los Angeles, Calif.  
 S18, 1971 L 24-0 Houston

## SMU (41-48-1)

N17, 1916 W 146-3 Houston  
 N30, 1918 W 13-0 Houston  
 N8, 1919 W 21-14 Houston  
 N6, 1920 W 10-0 Dallas, Texas  
 N5, 1921 W 7-0 Houston  
 N6, 1926 L 20-0 Houston  
 O14, 1927 L 34-6 Dallas, Texas  
 O20, 1928 L 53-13 Dallas, Texas  
 N23, 1929 L 43-0 Dallas, Texas  
 N22, 1930 L 32-0 Houston  
 O17, 1931 L 21-12 Houston  
 O8, 1932 W 13-0 Dallas, Texas  
 O14, 1933 L 13-7 Houston  
 O13, 1934 W 9-0 Houston  
 O19, 1935 L 10-0 Dallas, Texas  
 D5, 1936 L 9-0 Houston  
 D4, 1937 W 15-7 Dallas, Texas  
 D3, 1938 W 25-14 Houston  
 D9, 1939 L 13-6 Dallas, Texas  
 D7, 1940 L 7-6 Houston  
 D6, 1941 W 6-0 Dallas, Texas  
 D5, 1942 W 13-7 Houston  
 O16, 1943 L 12-0 Dallas, Texas  
 O21, 1944 W 21-0 Houston  
 O20, 1945 L 21-18 Dallas, Texas  
 O19, 1946 W 21-7 Houston  
 O18, 1947 L 14-0 Dallas, Texas  
 O16, 1948 L 33-7 Houston  
 O15, 1949 W 41-27 Dallas, Texas  
 O21, 1950 L 42-21 Houston  
 O20, 1951 W 28-7 Dallas, Texas  
 O18, 1952 L 21-14 Houston  
 O17, 1953 L 12-7 Dallas, Texas  
 O16, 1954 L 20-6 Houston  
 O15, 1955 L 20-0 Dallas, Texas  
 O20, 1956 L 14-13 Houston  
 O19, 1957 W 27-21 Dallas, Texas  
 O18, 1958 W 13-7 Dallas, Texas  
 O17, 1959 T 13-13 Houston  
 O15, 1960 W 47-10 Dallas, Texas  
 O21, 1961 W 10-0 Houston  
 O20, 1962 L 15-7 Dallas, Texas  
 O19, 1963 W 13-7 Houston  
 O17, 1964 W 7-6 Dallas, Texas  
 O16, 1965 L 17-14 Houston  
 O15, 1966 L 28-24 Dallas, Texas

O21, 1967 W 14-10 Houston

O19, 1968 L 32-24 Dallas, Texas

O18, 1969 L 34-14 Houston

O17, 1970 L 10-0 Dallas, Texas

O16, 1971 L 16-10 Houston

O21, 1972 L 29-14 Dallas, Texas

O20, 1973 L 27-16 Houston

O19, 1974 L 19-14 Dallas, Texas

O18, 1975 W 28-17 Houston

N6, 1976 W 41-34 Houston

N5, 1977 L 41-24 Dallas, Texas

N11, 1978 L 58-0 Houston

S8, 1979 L 35-17 Dallas, Texas

N8, 1980 L 34-14 Houston

N7, 1981 L 33-12 Dallas, Texas

N6, 1982 L 41-14 Houston

N5, 1983 L 20-6 Dallas, Texas

N10, 1984 L 31-17 Houston

N9, 1985 L 40-15 Dallas, Texas

N13, 1986 L 45-3 Houston

S2, 1989 W 35-6 Dallas, Texas

N10, 1990 W 30-28 Houston

N9, 1991 W 31-10 Dallas, Texas

O10, 1992 W 28-13 Houston

N6, 1993 W 31-24 Dallas, Texas

N5, 1994 W 17-10 Houston

O28, 1995 W 34-24 Dallas, Texas

O19, 1996 W 35-17 Houston

N1, 1997 L 24-6 Dallas, Texas

S5, 1998 W 23-17<sup>ot</sup> Houston

O30, 1999 L 27-2 Dallas, Texas

N4, 2000 W 43-14 Houston

N24, 2001 L 37-20 Dallas, Texas

O26, 2002 W 27-15 Houston

N15, 2003 W 41-20 Dallas, Texas

O9, 2004 W 44-10 Houston

N5, 2005 L 27-7 Dallas, Texas

N25, 2006 W 31-27 Houston

N10, 2007 W 43-42 Dallas, Texas

A29, 2008 W 56-27 Houston

N7, 2009 L 31-28 Dallas, Texas

O2, 2010 L 42-31 Houston

N26, 2011 L 27-24 Dallas, Texas

N17, 2012 W 36-14 Houston

## Southern Miss (6-6)

O3, 2007 W 31-29 Hattiesburg, Miss.  
 O18, 2008 W 45-40 Houston  
 O1, 2011 L 48-24 Hattiesburg, Miss.  
 O27, 2012 W 44-17 Houston  
 S27, 2014 W 41-23 Hattiesburg, Miss.  
 N14, 2015 L 65-10 Houston  
 O1, 2016 L 44-28 Hattiesburg, Miss.  
 N11, 2017 L 43-34 Houston  
 S22, 2018 L 40-22 Hattiesburg, Miss.  
 O26, 2019 L 20-6 Houston  
 O31, 2020 W 30-6 Hattiesburg, Miss.  
 O2, 2021 W 24-19 Houston

## Southwestern (16-5)

N15, 1912 L 32-0 Georgetown, Texas  
 N18, 1913 W 53-14 Houston  
 O10, 1914 W 12-7 Houston  
 O21, 1916 W 24-0 Houston  
 N10, 1917 W 34-13 Houston  
 O18, 1919 W 22-0 Houston  
 O23, 1920 W 19-0 Houston  
 O22, 1921 W 28-0 Houston  
 O28, 1922 W 28-6 Houston  
 N10, 1923 W 12-0 Houston

# Game-By-Game Series

O11, 1924 W 20-6 Houston  
 O31, 1925 W 19-0 Houston  
 O30, 1926 W 7-6 Houston  
 O29, 1927 L 14-12 Houston  
 N3, 1928 L 14-6 Houston  
 O12, 1929 W 14-7 Houston  
 S20, 1930 W 32-6 Houston  
 N27, 1943 L 21-7 Houston  
 D2, 1944 W 18-7 Houston  
 O6, 1945 L 13-7 Houston  
 O5, 1946 W 48-0 Houston

## Stanford (3-3)

O5, 1957 W 34-7 Houston  
 S27, 1958 W 30-7 Palo Alto, Calif.  
 O12, 1963 W 23-13 Houston  
 O10, 1964 L 34-7 Palo Alto, Calif.  
 N26, 2016 L 41-17 Palo Alto, Calif.  
 A26, 2017 L 62-7 Sydney, Australia

## Stephen F. Austin (2-0)

S26, 1925 W 33-0 Houston  
 S25, 1926 W 25-0 Houston

## Tennessee (1-2)

J1, 1947 W 8-0 <sup>1</sup>Miami, Fla.  
 O1, 1966 L 23-3 Knoxville, Tenn.  
 O5, 1968 L 52-0 Houston

## <sup>1</sup>Orange Bowl

## Texas (21-74-1)

O17, 1914 L 41-0 Austin, Texas  
 O16, 1915 L 59-0 Austin, Texas  
 O7, 1916 L 16-2 Austin, Texas  
 O27, 1917 W 13-0 Austin, Texas  
 O16, 1918 L 14-0 Austin, Texas  
 N1, 1919 L 32-7 Austin, Texas  
 O30, 1920 L 21-0 Houston  
 O29, 1921 L 56-0 Austin, Texas  
 N4, 1922 L 29-0 Houston  
 N3, 1923 L 27-0 Austin, Texas  
 N1, 1924 W 19-6 Houston  
 O24, 1925 L 27-6 Austin, Texas  
 O23, 1926 L 20-0 Houston  
 O22, 1927 L 27-0 Austin, Texas  
 O27, 1928 L 13-6 Houston  
 O26, 1929 L 39-0 Austin, Texas  
 O25, 1930 W 6-0 Houston  
 O10, 1931 W 7-0 Austin, Texas  
 O22, 1932 L 18-6 Houston  
 O28, 1933 L 18-0 Austin, Texas  
 O27, 1934 W 20-9 Houston  
 O26, 1935 W 28-19 Austin, Texas  
 O24, 1936 W 7-0 Houston  
 O23, 1937 W 13-7 Austin, Texas  
 O22, 1938 W 13-7 Houston  
 O28, 1939 L 26-12 Austin, Texas  
 O26, 1940 W 13-0 Houston  
 O25, 1941 L 40-0 Austin, Texas  
 O24, 1942 L 12-7 Houston  
 O23, 1943 L 58-0 Austin, Texas  
 O28, 1944 W 7-0 Houston  
 O27, 1945 W 7-6 Austin, Texas  
 O26, 1946 W 18-13 Houston  
 O25, 1947 L 12-0 Austin, Texas  
 O23, 1948 L 20-0 Houston  
 O22, 1949 W 17-15 Austin, Texas  
 O28, 1950 L 35-7 Houston  
 O27, 1951 L 14-6 Austin, Texas  
 O25, 1952 L 20-7 Houston

O24, 1953 W 18-13 Austin, Texas  
 O23, 1954 W 13-7 Houston  
 O22, 1955 L 32-14 Austin, Texas  
 O27, 1956 W 28-7 Houston  
 O26, 1957 L 19-14 Austin, Texas  
 O25, 1958 W 34-7 Houston  
 O24, 1959 L 28-6 Austin, Texas  
 O22, 1960 W 7-0 Houston  
 O28, 1961 L 34-7 Austin, Texas  
 O27, 1962 T 14-14 Houston  
 O26, 1963 L 10-6 Austin, Texas  
 O24, 1964 L 6-3 Houston  
 O23, 1965 W 20-17 Austin, Texas  
 O22, 1966 L 14-6 Houston  
 O28, 1967 L 28-6 Austin, Texas  
 O26, 1968 L 38-14 Houston  
 O25, 1969 L 31-0 Austin, Texas  
 O24, 1970 L 45-21 Houston  
 O23, 1971 L 39-10 Austin, Texas  
 O28, 1972 L 45-9 Houston  
 O27, 1973 L 55-13 Austin, Texas  
 O26, 1974 L 26-6 Houston  
 O25, 1975 L 41-9 Austin, Texas  
 O2, 1976 L 42-15 Houston  
 O1, 1977 L 72-15 Austin, Texas  
 S16, 1978 L 34-0 Houston  
 O6, 1979 L 26-9 Austin, Texas  
 O4, 1980 L 41-28 Houston  
 S12, 1981 L 31-3 Austin, Texas  
 O2, 1982 L 34-7 Houston  
 O1, 1983 L 42-6 Austin, Texas  
 O6, 1984 L 38-13 Houston  
 O5, 1985 L 44-16 Austin, Texas  
 O4, 1986 L 17-14 Houston  
 O3, 1987 L 45-26 Austin, Texas  
 O1, 1988 L 20-13 Houston  
 O3, 1987 L 45-26 Austin, Texas  
 O1, 1988 L 20-13 Houston  
 O7, 1989 L 31-30 Austin, Texas  
 O6, 1990 L 26-10 Houston  
 O5, 1991 L 28-7 Austin, Texas  
 O3, 1992 L 23-21 Houston  
 O2, 1993 L 55-38 Austin, Texas  
 O16, 1994 W 19-17 Houston  
 O7, 1995 L 37-13 Austin, Texas  
 O27, 1997 L 38-31 Houston  
 S26, 1998 L 59-21 Austin, Texas  
 S18, 1999 L 18-13 Austin, Texas  
 S20, 2003 L 48-7 Reliant Stadium  
 S25, 2004 L 35-13 Austin, Texas  
 S17, 2005 L 51-10 Austin, Texas  
 S16, 2006 L 52-7 Reliant Stadium  
 S22, 2007 L 58-14 Austin, Texas  
 S20, 2008 L 52-20 Austin, Texas  
 S4, 2010 L 34-17 Reliant Stadium  
 S3, 2011 L 34-9 Austin, Texas  
 S12, 2015 L 42-28 Austin, Texas  
 S14, 2019 L 48-13 NRG Stadium  
 S18, 2021 L 0-58 Austin, Texas

## Texas A&M (27-52-3)

N9, 1914 L 32-7 Houston  
 N8, 1915 W 7-0 Houston  
 N4, 1916 W 20-0 Houston  
 N29, 1917 L 10-0 Houston  
 N15, 1920 L 7-0 College Station, Texas  
 N11, 1921 T 7-7 Houston  
 N18, 1922 L 24-0 College Station, Texas  
 N17, 1923 W 7-6 Houston  
 N15, 1924 L 13-6 College Station, Texas  
 N14, 1925 L 17-10 Houston

N12, 1926 L 20-0 College Station, Texas  
 N11, 1927 L 14-0 Houston  
 N16, 1928 L 19-0 College Station, Texas  
 N16, 1929 L 26-6 Houston  
 N15, 1930 W 7-0 College Station, Texas  
 N14, 1931 L 7-0 Houston  
 N11, 1932 L 14-7 College Station  
 N18, 1933 L 27-0 Houston  
 N17, 1934 W 25-6 College Station  
 N16, 1935 W 17-10 Houston  
 O10, 1936 L 3-0 Houston  
 N13, 1937 T 6-6 Houston  
 N12, 1938 L 27-0 College Station, Texas  
 N18, 1939 L 19-0 College Station, Texas  
 N16, 1940 L 25-0 College Station, Texas  
 N15, 1941 L 19-6 Houston  
 N14, 1942 T 0-0 Houston  
 N13, 1943 L 20-0 Houston  
 N18, 1944 L 19-7 Houston  
 N17, 1945 W 6-0 Houston  
 N16, 1946 W 27-10 College Station, Texas  
 N15, 1947 W 41-7 Houston  
 N13, 1948 W 28-6 College Station, Texas  
 N12, 1949 W 13-0 Houston  
 N18, 1950 W 21-13 College Station, Texas  
 N17, 1951 W 6-0 Houston  
 N15, 1952 W 15-6 College Station, Texas  
 N14, 1953 W 34-7 Houston  
 N13, 1954 W 29-19 College Station, Texas  
 N12, 1955 L 20-12 Houston  
 N17, 1956 L 21-7 College Station, Texas  
 N16, 1957 W 7-6 Houston  
 N15, 1958 L 28-21 Houston  
 N14, 1959 W 7-2 Houston  
 N12, 1960 W 21-14 Houston  
 N18, 1961 W 21-7 Houston  
 N17, 1962 W 23-3 Houston  
 N16, 1963 L 13-6 Houston  
 N14, 1964 W 19-8 Houston  
 N13, 1965 L 14-13 Houston  
 N12, 1966 L 7-6 Houston  
 N18, 1967 L 18-3 Houston  
 N16, 1968 L 24-14 College Station, Texas  
 N15, 1969 W 7-6 Houston  
 N14, 1970 W 18-17 College Station, Texas  
 N13, 1971 L 18-13 Houston  
 N18, 1972 W 20-14 College Station, Texas  
 N17, 1973 W 24-20 Houston  
 N16, 1974 L 37-7 College Station, Texas  
 N15, 1975 L 33-14 Houston  
 O23, 1976 L 57-34 College Station, Texas  
 O22, 1977 L 28-14 Houston  
 O28, 1978 L 38-21 College Station, Texas  
 O27, 1979 L 41-15 Houston  
 O25, 1980 W 10-6 College Station, Texas  
 O24, 1981 L 51-26 Houston  
 O23, 1982 L 49-7 College Station, Texas  
 O22, 1983 L 29-10 Houston  
 O27, 1984 L 38-14 College Station, Texas  
 O26, 1985 L 43-28 Houston  
 O25, 1986 L 45-10 College Station, Texas  
 O24, 1987 L 34-21 Houston  
 O22, 1988 L 24-10 College Station, Texas  
 O28, 1989 L 45-7 Houston  
 O27, 1990 L 41-15 College Station, Texas  
 N2, 1991 L 38-21 Houston  
 O17, 1992 L 35-9 College Station, Texas  
 O23, 1993 L 38-10 Houston  
 O22, 1994 L 7-0 College Station, Texas  
 N9, 1995 L 17-10 Houston

# Game-By-Game Series

A31, 2013 L 52-31 College Station, Texas  
S13, 2014 L 38-10 College Station, Texas

## Texas A&M-Kingsville (6-0)

S19, 1931 W 37-0 Houston  
S24, 1932 W 20-0 Houston  
S23, 1933 W 7-0 Houston  
N3, 1934 W 27-0 Houston  
S19, 1936 W 33-0 Kingsville, Texas  
N2, 1940 W 9-6 Houston

## Texas Southern (1-0)

S25, 2021 W 48-34 Rice Stadium

## Texas State (2-20)

N19, 1920 W 48-0 Houston  
O27, 1923 L 19-6 Houston  
S20, 1986 L 31-6 Houston  
S26, 1987 W 38-28 Houston

## TCU (35-41-3)

O24, 1914 T 0-0 Houston  
O30, 1915 W 33-0 Houston  
O27, 1916 T 7-7 Fort Worth, Texas  
O13, 1917 W 26-0 Houston  
N29, 1923 L 6-0 Houston  
O25, 1924 W 7-3 Fort Worth, Texas  
N10, 1928 L 7-0 Houston  
N9, 1929 L 24-0 Fort Worth, Texas  
N8, 1930 L 20-0 Houston  
N7, 1931 L 7-6 Fort Worth, Texas  
N19, 1932 L 16-6 Houston  
N25, 1933 L 26-3 Fort Worth, Texas  
N24, 1934 L 7-2 Houston  
N23, 1935 L 27-6 Fort Worth, Texas  
N21, 1936 L 13-0 Houston  
N20, 1937 L 7-2 Fort Worth, Texas  
N19, 1938 L 29-7 Houston  
N25, 1939 L 21-0 Fort Worth, Texas  
N23, 1940 W 14-6 Houston  
N22, 1941 T 0-0 Fort Worth, Texas  
N21, 1942 W 21-0 Houston  
N20, 1943 W 13-6 Fort Worth, Texas  
N25, 1944 L 9-6 Houston  
N24, 1945 L 14-13 Fort Worth, Texas  
N23, 1946 W 13-0 Houston  
N22, 1947 W 7-0 Fort Worth, Texas  
N20, 1948 W 21-7 Houston  
N19, 1949 W 20-14 Fort Worth, Texas  
N25, 1950 L 26-14 Houston  
N24, 1951 L 22-6 Fort Worth, Texas  
N22, 1952 W 12-6 Houston  
N21, 1953 W 19-6 Fort Worth, Texas  
N20, 1954 W 6-0 Houston  
N19, 1955 L 35-0 Fort Worth, Texas  
N24, 1956 L 20-17 Houston  
N23, 1957 W 20-0 Fort Worth, Texas  
N22, 1958 L 22-10 Houston  
N21, 1959 L 35-6 Fort Worth, Texas  
N19, 1960 W 23-0 Houston  
N25, 1961 W 35-16 Fort Worth, Texas  
N24, 1962 L 30-7 Houston  
D7, 1963 W 33-7 Fort Worth, Texas  
N21, 1964 W 31-0 Houston  
N20, 1965 L 42-14 Fort Worth, Texas  
N19, 1966 W 21-10 Houston  
N25, 1967 L 14-10 Fort Worth, Texas  
N23, 1968 L 24-14 Houston  
N22, 1969 L 21-17 Fort Worth, Texas  
N21, 1970 W 17-15 Houston  
N20, 1971 L 20-19 Fort Worth, Texas

N25, 1972 W 25-21 Houston  
N3, 1973 W 19-6 Fort Worth, Texas  
N23, 1974 W 26-14 Houston  
N22, 1975 L 28-21 Fort Worth, Texas  
O16, 1976 W 37-13 Houston  
O8, 1977 L 35-15 Houston  
O14, 1978 W 21-14 Fort Worth, Texas  
O13, 1979 L 17-7 Houston  
O11, 1980 W 28-24 Fort Worth, Texas  
O10, 1981 W 41-28 Houston  
O9, 1982 L 24-16 Fort Worth, Texas  
O8, 1983 L 34-3 Houston  
O13, 1984 L 45-24 Fort Worth, Texas  
O12, 1985 W 34-27 Houston  
O11, 1986 W 37-31 Fort Worth, Texas  
O10, 1987 L 30-16 Houston  
O8, 1988 L 21-10 Fort Worth, Texas  
O14, 1989 L 30-16 Houston  
O13, 1990 L 38-28 Fort Worth, Texas  
O19, 1991 L 39-28 Houston  
O24, 1992 W 29-12 Fort Worth, Texas  
O9, 1993 W 34-19 Houston  
O29, 1994 L 27-25 Fort Worth, Texas  
O14, 1995 L 33-28 Houston  
N16, 1996 W 30-17 Fort Worth, Texas  
N8, 1997 W 38-19 Houston  
N7, 1998 W 14-12 Fort Worth, Texas  
O23, 1999 W 42-21 Houston  
O28, 2000 L 37-0 Fort Worth, Texas

## Texas Tech (20-27-1)

O31, 1942 W 19-7 Houston  
O30, 1943 W 13-0 Houston  
N4, 1944 L 13-7 Houston  
N3, 1945 W 13-0 Houston  
N2, 1946 W 41-6 Houston  
N1, 1947 W 40-7 Houston  
O30, 1948 W 14-7 Lubbock, Texas  
O29, 1949 W 28-0 Houston  
N4, 1950 W 13-7 Houston  
S27, 1952 W 34-7 Houston  
O29, 1960 W 30-6 Houston  
N4, 1961 W 42-7 Lubbock, Texas  
N3, 1962 W 14-0 Houston  
N2, 1963 W 17-3 Lubbock, Texas  
O31, 1964 T 6-6 Houston  
O30, 1965 L 27-0 Lubbock, Texas  
O29, 1966 L 35-19 Houston  
N4, 1967 L 24-10 Lubbock, Texas  
N2, 1968 L 38-15 Houston  
N1, 1969 L 24-14 Lubbock, Texas  
O31, 1970 L 3-0 Houston  
O30, 1971 W 9-7 Lubbock, Texas  
N4, 1972 L 10-6 Houston  
N3, 1973 L 19-6 Lubbock, Texas  
N2, 1974 W 21-7 Houston  
N1, 1975 L 28-24 Lubbock, Texas  
O16, 1976 L 37-13 Houston  
O15, 1977 L 42-7 Lubbock, Texas  
O21, 1978 L 42-28 Houston  
O20, 1979 L 30-7 Lubbock, Texas  
O18, 1980 L 10-3 Houston  
O17, 1981 W 30-23 Lubbock, Texas  
O16, 1982 L 23-21 Houston  
O15, 1983 L 14-3 Lubbock, Texas  
O20, 1984 L 30-10 Houston  
O19, 1985 W 29-27 Lubbock, Texas  
O18, 1986 L 49-21 Houston  
O17, 1987 L 59-7 Lubbock, Texas  
O15, 1988 L 38-36 Houston

O21, 1989 L 43-25 Lubbock, Texas  
O20, 1990 W 42-21 Houston  
O26, 1991 L 40-20 Lubbock, Texas  
N7, 1992 W 34-3 Houston  
O16, 1993 L 45-16 Lubbock, Texas  
O8, 1994 W 24-21 Houston  
O21, 1995 L 31-26 Lubbock, Texas  
S15, 2007 L 59-24 Houston  
S12, 2009 L 55-10 Lubbock, Texas

## Trinity (5-1-1)

N27, 1913 W 7-0 Houston  
O2, 1915 W 46-0 Houston  
O4, 1919 W 12-0 Houston  
N18, 1921 W 28-14 Houston  
O10, 1925 L 13-0 Houston  
O9, 1926 T 6-6 Houston  
O13, 1928 W 20-6 Houston

## Troy (0-1)

D23, 2006 L 41-17 <sup>1</sup>New Orleans, La.

## 'New Orleans Bowl

## Tulane (20-15-1)

N11, 1916 W 23-13 Houston  
N17, 1917 W 16-0 New Orleans, La.  
O16, 1920 T 0-0 New Orleans, La.  
O15, 1921 L 7-6 Houston  
O15, 1938 L 26-17 New Orleans, La.  
O19, 1940 L 15-6 New Orleans, La.  
O11, 1941 W 10-9 Houston  
O10, 1942 L 18-7 New Orleans, la.  
O9, 1943 L 33-0 Houston  
O14, 1944 L 21-0 New Orleans, la.  
O13, 1945 W 13-7 Houston  
O12, 1946 W 25-6 New Orleans, la.  
O11, 1947 W 33-0 Houston  
O1, 1960 W 10-7 Houston  
S25, 1971 W 14-0 Houston  
S15, 1979 W 21-17 Houston  
S20, 1980 L 35-20 New Orleans, La.  
O3, 1981 W 20-16 Houston  
S18, 1982 L 30-6 New Orleans, La.  
S9, 1989 L 20-19 New Orleans, La.  
S8, 1990 L 21-10 Houston  
S21, 1991 W 28-19 New Orleans, La.  
S11, 1993 W 34-0 Houston  
S10, 1994 L 15-13 Houston  
S16, 1995 L 17-15 Houston  
S14, 1996 W 21-14 New Orleans, La.  
S13, 1997 W 30-24 New Orleans, La.  
N11, 2005 W 42-34 Houston  
O7, 2006 L 38-24 New Orleans, La.  
N 17, 2007 L 45-31 Houston  
O25, 2008 W 42-17 New Orleans, La.  
N14, 2009 W 28-20 Houston  
N13, 2010 L 54-49 New Orleans, La.  
N19, 2011 W 19-17 Houston  
N3, 2012 W 49-47 New Orleans, La.  
N30, 2013 W 17-13 Houston

## Tulsa (8-10-1)

O16, 1937 T 0-0 Houston  
N23, 1996 W 42-14 Houston  
O4, 1997 W 42-24 Tulsa, Okla.  
O17, 1998 W 14-10 Houston  
O2, 1999 W 20-10 Tulsa, Okla.  
S16, 2000 L 23-16 Houston  
N10, 2001 W 59-32 Houston  
N2, 2002 W 33-18 Tulsa, Okla.

# Game-By-Game Series

N8, 2003	L	31-28	Houston
O30, 2004	L	39-22	Tulsa, Okla.
O15, 2005	L	41-21	Houston
N11, 2006	W	41-38 <sup>2ot</sup>	Tulsa, Okla.
N24, 2007	L	48-43	Houston
O4, 2008	L	63-28	Tulsa, Okla.
O3, 2009	L	27-10	Houston
N6, 2010	L	64-27	Tulsa, Okla.
O22, 2011	L	38-20	Houston
O20, 2012	L	28-24	Tulsa, Okla.
O5, 2013	W	20-27	Tulsa, Okla.

## UAB (4-6)

O1, 2005	L	45-26	Birmingham, Ala.
O14, 2006	W	34-33	Houston
S5, 2009	L	44-24	Birmingham, Ala.
N28, 2010	W	28-23	Houston
N21, 2013	W	37-34 <sup>ot</sup>	Birmingham, Ala.
N4, 2017	L	52-21	Birmingham, Ala.
O13, 2018	L	42-0	Houston
O5, 2019	L	35-20	Birmingham, Ala.
D12, 2020	L	21-16	Houston
O23, 2021	W	30-24	Birmingham, Ala.

## UCF (1-3)

N19, 2005	L	31-28	Houston
O21, 2006	W	40-29	Orlando, Fla.
O24, 2009	L	49-7	Houston
O23, 2010	L	41-14	Orlando, Fla.

## UCLA (0-5)

O11, 1952	L	20-0	Los Angeles, Calif.
O8, 1966	L	27-24	Houston
S10, 2005	L	63-21	Los Angeles, Calif.
S9, 2006	L	26-16	Los Angeles, Calif.
A30, 2012	L	49-24	Houston

## UNLV (2-0)

S2, 1995	W	38-0	Houston
N14, 1998	W	38-16	Houston

## UTEP (15-9)

O26, 1996	W	48-21	El Paso, Texas
N22, 1997	W	31-13	Houston
N13, 1999	L	30-29	Houston
N11, 2000	L	38-21	El Paso, Texas
N17, 2001	W	27-17	Houston
O19, 2002	L	38-35	El Paso, Texas
N22, 2003	W	45-14	Houston
N13, 2004	L	35-28 <sup>2ot</sup>	El Paso, Texas
O29, 2005	L	38-31	Houston
N4, 2006	W	37-31	El Paso, Texas
N3, 2007	W	56-48	Houston
N1, 2008	W	49-44	El Paso, Texas
N21, 2009	W	30-29	Houston
O9, 2010	L	44-24	El Paso
N5, 2011	W	41-37	Houston
N24, 2012	W	33-24	El Paso, Texas
O26, 2013	W	45-7	Houston
N21, 2014	W	31-13	Houston
N6, 2015	L	24-21	El Paso, Texas
N19, 2016	W	44-24	Houston
S9, 2017	W	31-14	El Paso, Texas
N3, 2018	L	34-26	Houston
N30, 2019	W	30-16	El Paso, Texas
N20, 2021	L	28-38	El Paso, Texas

## UTSA (3-6)

O13, 2012	W	34-14	Houston
O12, 2013	W	27-20	San Antonio, Texas

N8, 2014	W	17-7	Houston
N21, 2015	L	34-24	San Antonio, Texas
O15, 2016	L	14-13	Houston
O21, 2017	L	20-7	San Antonio, Texas
O6, 2018	L	20-3	Houston
O19, 2019	L	31-27	San Antonio, Texas
O16, 2021	L	0-45	San Antonio, Texas

## Utah (3-1)

N3, 1956	W	27-0	Houston
S18, 1976	W	43-22	Houston
N2, 1996	W	51-10	Houston
N15, 1997	L	31-14	Salt Lake City, Utah

## Vanderbilt (1-4)

S30, 1939	L	13-12	Houston
O30, 1954	W	34-13	Houston
S20, 1975	L	9-6	Houston
S13, 2008	L	38-21	Nashville, Tenn.
S26, 2009	L	36-17	Houston

## Virginia Military (2-0)

S20, 1969	W	55-0	Houston
S19, 1970	W	42-0	Houston

## Wagner (1-0)

S5, 2015	W	56-16	Houston
----------	---	-------	---------

## Wake Forest (1-2-1)

S30, 1989	T	17-17	Winston-Salem, N.C.
S1, 1990	W	33-17	Houston
S29, 2018	L	56-24	Winston-Salem, N.C.
S6, 2019	L	41-21	Houston

## Washington (0-0-1)

S21, 1968	T	35-35	Seattle, Wash.
-----------	---	-------	----------------

## Western Michigan (1-0)

D30, 2008	W	38-21	<sup>1</sup> Houston
-----------	---	-------	----------------------

## <sup>1</sup>Texas Bowl

## West Virginia (1-0)

O3, 1964	W	24-0	Houston
----------	---	------	---------

## Wisconsin (0-2)

N1, 1952	L	21-7	Houston
O9, 1954	L	13-7	Madison, Wis.

## WKU (0-3)

O3, 2015	L	49-10	Houston
S1, 2016	L	46-14	Bowling Green, Ky.
N13, 2021	L	21-42	Houston

## Wyoming (0-1)

O24, 1998	L	34-24	Laramie, Wyo.
-----------	---	-------	---------------



## RICE ALL-TIME COACHES RECORDS

	Years	Overall W-L-T	Conf. Only W-L-T
Phil Arbuckle (Southwestern)	1912-17, 19-23	52-30-8	9-8-2
John Anderson	1918	1-5-0	1-1-0
John W. Heisman (Pennsylvania)	1924-27	14-18-3	4-11-1
Claude Rothgreb	1928	2-7-0	0-5-0
Jack Meagher (Notre Dame)	1929-33	26-26-0	9-20-0
Jimmy Kitts (SMU)	1934-39	33-29-4	16-18-2
Jess Neely (Vanderbilt)	1940-66	144-124-10	86-75-6
Harold "Bo" Hagan (South Carolina)	1967-70	12-27-1	7-21-0
Bill Peterson (Ohio Northern)	1971	3-7-1	2-4-1
Al Conover (Wake Forest)	1972-75	14-28-1	10-18-0
Homer Rice (Centre)	1976-77	4-18-0	2-14-0
Ray Alborn (Rice)	1978-83	13-53-0	9-39-0
Watson Brown (Vanderbilt)	1984-85	4-18-0	2-14-0
Jerry Berndt (Bowling Green State)	1986-88	6-27-0	2-24-0
Fred Goldsmith (Florida)	1989-93	23-31-1	14-24-0
Ken Hatfield (Arkansas)	1994-2005	56-89-1	44-57-0
Todd Graham (East Central Univ.)	2006	7-6	6-2
David Bailiff (Texas State)	2007-17	57-80	40-48
Mike Bloomgren (Florida State)	2018-	11-31	9-20

## OWLS IN THE AP POLL

The Associated Press first began polling sportswriters and broadcasters to create its weekly ranking NCAA football teams in 1936 and one year later Rice made the first of its 15 appearances in the AP poll.

The 2008 Texas Bowl Champion Owls were the most recent team to end the year receiving votes in the final AP poll, picking up eight after completing the second 10-win season in school history.

Year	# Weeks	High	Final	Coach	Notes
1937	3	15	18	Jimmy Kitts	Cotton Bowl Champions
1941	1	12	NR	Jess Neely	
1946	8	5	10	Jess Neely	Orange Bowl Champions
1947	6	15	18	Jess Neely	
1949	7	5	5	Jess Neely	Cotton Bowl Champions
1950	2	15	NR	Jess Neely	
1951	2	18	NR	Jess Neely	
1952	1	17	NR	Jess Neely	
1953	9	6	6	Jess Neely	Cotton Bowl Champs (2 1st place votes)
1954	8	11	19	Jess Neely	
1955	4	11	NR	Jess Neely	
1957	8	8	8	Jess Neely	Cotton Bowl
1958	3	13	NR	Jess Neely	
1960	6	10	NR	Jess Neely	Sugar Bowl
1961	2	7	T-17	Jess Neely	Bluebonnet Bowl-
2008	-	-	-	David Bailiff	Texas Bowl (8 votes in final poll)

# The Owls at Rice Stadium

Season	All Games			Conference			Home		Largest Home Crowd
	W	L	T	W	L	T	Attend.	Avg.	
1950	3	3	0	0	3	0	310,000	51,667	SMU, Texas (70,000)
1951	4	2	0	2	1	0	256,000	42,667	Navy, Texas A&M (58,000)
1952	2	4	0	1	2	0	253,000	42,167	Texas (66,000)
1953	5	1	0	3	0	0	270,000	45,000	Baylor (68,000)
1954	5	1	0	2	1	0	281,500	46,917	Texas (71,000)
1955	2	3	1	0	3	0	281,500	46,971	Texas A&M (68,000)
1956	4	2	0	1	2	0	275,000	45,833	Texas (67,000)
1957	4	2	0	3	0	0	291,000	48,500	Texas A&M (72,000)
1958	1	5	0	1	2	0	343,000	57,167	Texas (72,000)
1959	1	3	2	1	2	1	230,000	38,333	SMU (65,000)
1960	5	1	0	4	0	0	248,000	41,333	Texas (72,000)
1961	5	1	0	3	1	0	267,000	44,500	LSU (73,000)
1962	2	3	1	2	1	1	235,000	39,167	Texas (73,000)
1963	4	2	0	2	2	0	273,000	45,500	LSU (64,000)
1964	3	2	1	2	1	1	252,000	42,000	Texas (73,000)
1965	1	5	0	0	4	0	185,000	30,833	Arkansas (46,000)
1966	2	4	0	1	3	0	243,500	40,583	Texas (67,500)
1967	4	2	0	2	2	0	205,867	34,311	Texas A&M (58,000)
1968	0	5	0	0	3	0	180,635	36,127	Texas (68,500)
1969	3	3	0	2	2	0	176,919	29,487	LSU (55,000)
1970	3	2	0	1	2	0	135,547	27,109	Texas (70,500)
1971	2	4	1	1	2	1	219,133	31,305	Houston (62,000)
1972	3	3	0	1	2	0	232,693	38,782	Texas (65,000)
1973	4	2	0	3	1	0	177,909	29,652	Notre Dame (50,000)
1974	2	3	1	2	1	0	204,001	34,000	Texas (56,500)
1975	1	5	0	1	3	0	145,475	25,109	Texas A&M (67,000)
1976	2	4	0	1	4	0	145,349	24,224	Texas (57,000)
1977	1	5	0	0	4	0	153,000	25,500	Texas A&M (57,500)
1978	1	5	0	1	3	0	176,500	29,417	Texas (62,000)
1979	1	5	0	0	4	0	164,800	27,133	Oklahoma (48,000)
1980	1	4	0	0	4	0	152,000	30,400	Texas (52,000)
1981	2	3	0	1	3	0	121,266	24,245	Texas A&M (52,000)
1982	0	5	0	0	4	0	130,000	26,000	Texas (50,000)
1983	1	5	0	0	3	0	134,000	22,333	Texas A&M (40,000)
1984	1	4	0	0	4	0	114,256	22,851	Texas (56,047)
1985	2	4	0	1	3	0	106,112	17,685	Texas A&M (41,195)
1986	2	5	0	0	4	0	105,500	15,071	Texas (31,000)
1987	2	4	0	0	4	0	90,400	15,067	Texas A&M (32,500)
1988	0	5	0	0	3	0	84,500	16,900	Texas (35,000)
1989	0	5	0	0	4	0	92,700	18,540	Texas A&M (30,900)
1990	4	3	0	2	2	0	153,100	21,871	Texas (34,800)
1991	0	4	0	0	3	0	121,700	30,425	Texas A&M (42,600)
1992	5	1	0	3	1	0	142,800	23,800	Texas (41,100)
1993	5	1	0	2	1	0	143,000	23,833	Texas A&M (46,800)
1994	3	2	0	3	1	0	112,900	22,580	Texas (34,700)
1995	1	4	0	0	3	0	126,800	25,360	Texas A&M (39,500)
1996	4	1	0	4	0	0	100,850	20,170	Utah (23,250)
1997	3	2	0	3	1	0	177,547	35,509	Texas (53,811)
1998	4	1	0	4	0	0	110,573	22,115	SMU (42,674)
1999	3	1	0	2	1	0	101,200	25,300	Navy (44,217)
2000	3	2	0	2	2	0	95,885	19,177	Hawai'i (22,521)
2001	5	0	0	4	0	0	84,617	16,923	Tulsa (29,317)
2002	1	3	0	1	2	0	100,344	20,069	Houston (30,747)
<sup>1</sup> 2003	3	2	0	3	1	0	77,307	15,461	Navy (27,832)
<sup>2</sup> 2004	2	1	0	2	1	0	41,883	13,961	Fresno State (18,407)
2005	2	3	0	2	2	0	50,362	10,072	Navy (12,714)
<sup>3</sup> 2006	3	1	0	3	1	0	59,041	14,760	Houston (23,352)
2007	1	5	0	1	4	0	80,118	13,353	Texas Tech (21,543)
2008	6	0	0	4	0	0	121,074	20,179	Houston (35,534)
2009	2	4	0	2	2	0	81,309	13,552	Vanderbilt (19,753)
<sup>4</sup> 2010	3	3	0	3	1	0	108,549	18,091	Houston (26,342)
2011	4	1	0	3	1	0	86,643	17,329	Purdue (25,371)
<sup>5</sup> 2012	3	3	0	2	1	0	101,623	20,325	UTSA (28,677)
<sup>6</sup> 2013	6	0	0	5	0	0	112,711	18,785	Kansas (22,974)
2014	4	1	0	3	1	0	92,812	18,562	UTSA (21,195)
2015	3	3	0	1	3	0	116,034	19,339	Army (24,409)
2016	2	4	0	1	3	0	128,551	18,785	Baylor (27,047)
2017	0	5	0	0	4	0	96,770	19,354	Army (21,766)
2018	2	4	0	1	3	0	121,029	20,172	Houston (26,390)
<sup>7</sup> 2019	1	5	0	1	3	0	113,069	18,845	Southern Miss (20,367)
<sup>8</sup> 2020	0	2	0	0	2	0	2,000	2,000	UAB (2,000)
2021	3	3	0	2	2	0	111,679	18,613	Houston (26,253)
<b>Totals</b>	<b>182</b>	<b>207</b>	<b>7</b>	<b>114</b>	<b>146</b>	<b>4</b>	<b>11,443,322</b>	<b>28,897</b>	<b>Several (73,000)</b>

<sup>1</sup>2003 attendance figure does not include Texas game (47,764) played at Reliant Stadium

<sup>2</sup>2004 attendance figure does not include Houston & LaTech games (27,726 & 8,307) played at Reliant

<sup>3</sup>2006 attendance figure does not include Texas game (40,069) played at Reliant Stadium

<sup>4</sup>2010 attendance figure does not include Texas game (70,445) played at Reliant Stadium

<sup>5</sup>2012 attendance figure does not include Houston game (32,718) played at Reliant Stadium

<sup>6</sup>2013 attendance figure does not include Houston game (34,831) played at Reliant Stadium

<sup>7</sup>2019 attendance figure does not include Texas game (42,417) played at NRG Stadium

<sup>8</sup>2020 attendance limited to 2,000 fans for final game (UAB) due to COVID-19 pandemic protocols

# All-Time Captains

1912	R.E. Cummings		Melvin Robinson
1913	George Journey	1985	Ernest Evans, Paul Power, Dwain Turner, Darrick Wells
1914	Oliver Garnett		
1915	W.M. Standish	1986	Marc Scott, Dwain Turner
1916	W.E. Brown	1987	Russell Moses, Jeff Thomas
1917	J.W. McFarland	1988	Courtney Hall, William McClay
1918	LeRoy Bell	1989	O.J. Brigance, Donald Hollas
1919	Shirley Brick	1990	O.J. Brigance, Donald Hollas
1920	Jim Dain	1991	Trevor Cobb, Eric Henley, Trey Teichelman
1921	Eddie Dyer	1992	Trevor Cobb, Greg Willig
1922	Fred Boettcher	1993	Bert Emanuel, Herschel Crowe, Tom Hetherington
1923	Charles Swartz		
1924	Harvey Smith	1994	Byron Coston, Emmett Waldron
1925	F.W. Underwood	1995	Larry Izzo, Josh LaRocca
1926	F.W. Underwood	1996	Ndukwe Kalu, Spencer George, Tucker Phillips, Jeremy Thigpen
1927	Merle Comstock		
1928	Jon Knippel & George Murray	1997	Andy Clifton, Chad Nelson, Mark Spinner, Benji Wood
1929	Bush Jones		
1930	Bill Morgan	1998	Terrence Melton, Charles Torello
1931	Lou Hassell & Pud Hammit	1999	Neal Gray, Chad Richardson, Judd Smith
1932	Tom Driscoll	2000	Rod Beavan, Jake Jackson, Travis Ortega, Ben Wulf
1933	Fred Lauterbach		
1934	Percy Arthur	2001	Dan Dawson, Jason Hebert, Matt Webber
1935	Sam Mays	2002	Greg Gatlin, Brandon Green, Vincent Hawkins
1936	Johnnie Frankie, J.W. Friedman	2003	Robbie Beck, Kyle Herm, Jeff Vanover
1937	Charlie Moore	2004	Ed Bailey, Jeremy Calahan, Terry Holley, Greg Wilson
1938	Jess Hines		
1939	Ed Singletary	2005	Adam Herrin, John Syptak
1940	Ken Whitlow	2006	Chase Clement, Jarrett Dillard, Andray Downs, Brian Raines
1941	Buck Sloan		
1942	Bob Tresch	2007	Chase Clement, Jarrett Dillard, Brian Raines, Andrew Sendejo
1943	Charles Malmberg		
1944	H.J. Nichols	2008	Chase Clement, Jarrett Dillard, Brian Raines, Andrew Sendejo
1945	Bob Nemir		
1946	Weldon Humble, Charles Malmberg	2009	Terrance Garmon, Marcus Knox, Andrew Sendejo, Scott Solomon
1947	Virgil Eikenberg		
1948	Huey Keeny, Ed Parker	2010	Travis Bradshaw, Jake Hicks, Justin Hill, Cheta Ozougwu, Pierre Beasley
1949	Gerald Weatherly, Froggy Williams		
1950	Lee Stonestreet, Vernon Glass, Alfred Neumann	2011	Travis Bradshaw, Jake Hicks, Scott Solomon, Tyler Smith, Justin Allen
1951	Bill Howton, Bill Burkhalter, Glenn Walls		
1952	Bill Crockett, Don Rhoden	2012	Phillip Gaines, Vance McDonald, Jared Williams, Luke Willson
1953	Richard Chapman, LeoRucka, John Hudson		
1954	Kenny Paul	2013	Cody Bauer, Phillip Gaines, Michael Kutlizer, Taylor McHargue, Turner Peterson
1955	Marshall Crawford, Eddie Rayburn		
1956	James Briggs, Jerry Harris	2014	Gabe Baker, Malcolm Hill, Driphus Jackson, Matt Simmonette, Jordan Taylor
1957	Matt Gorges, King Hill, Larry Whitmire		
1958	Buddy Dial, Gene Jones, Raymond Chilton	2015	Alex Lyons, Driphus Jackson, Stuart Mouchantaf, Andrew Reue, Luke Turner
1959	Billy Bucek, Don Rather, Billy Simmons		
1960	Rufus King, Bobby Lively, Max Webb	2016	Emmanuel Ellerbee, Alex Lyons, Trey Martin, Zach Wright
1961	Ray Alborn, Johnny Burrell, Roland Jackson		
1962	Billy Cox, Gene Raesz	2017	Emmanuel Ellerbee, Peter Godber, Trey Martin, Brian Womac
1963	Jerry Kelley, Johnny Nichols		
1964	Malcolm Walker, Walter McReynolds, Billy E. Hale	2018	Zach Abercrombia, Jack Fox, Sam Pierce
1965	Gene Walker, Jim Vining, David Ferguson		
1966	Harlon Dearing, Chuck Latourette, Glen Hine	2019	Myles Adams, Chris Barnes, Austin Trammell
1967	Jay Collins, Larry Darling		
1968	Robby Shelton	2020	Blaze Alldredge, Garrett Grammer, Jordan Myers, Campbell Riddle, Austin Trammell
1969	Steve Bradshaw, Larry Davis, Sam Knox Reed		
1970	Bucky Allshouse, Roger Roitsch, Brownie Wheless	2021	Wiley Green, Jordan Myers, Trey Schuman, Naeem Smith, Campbell Riddle
1971-73	-NA-		
1974	Cullie Culpepper, Cornelius Walker		
1975	Larry Brune, Randy Eggemeyer, Rodney Norton, Ed Lofton		
1976	Mark Bockeloh, Danny Johnson, Tommy Kramer, Jeff Rose		
1977-78	-NA-		
1979	Bo Broeren, Earl Cooper, John Joyce, Don Rutledge		
1980	Keith Kveton, C. France, David Darr, Michael Downs		
1981	Robert Hubble, Al Whitfield, Hosea Fortune, Bryan Hill, Rodney Williams		
1982	Clenzie Pierson, Richard Gray, Donny Martin		
1983	-NA-		
1984	Tommy Harris, Doug Johnson, Scott McLaughlin,		

# Bowl History

## 1938 Cotton Bowl

**Rice Owls** **28**  
**Colorado Buffaloes** **14**

Jan. 1, 1938 ♦ Cotton Bowl ♦ Dallas, Texas

After its first quarter in bowl history, the Rice Institute saw itself behind 14-0 to an undefeated Colorado Buffaloes squad in the second annual Cotton Bowl Classic.

The Owls fired back in the second quarter with a trio of touchdowns from sophomore quarterback Ernie Lain.

A 13-yard pass to Jake Scheuhle put Rice on the board, while his three-yard scoring plunge knotted the score at 14-14.

Lain capped the amazing quarter with a 37-yard scoring strike to Olie Cordill that gave the Owls a 21-14 edge at halftime.

In the third quarter, Lain added a third touchdown pass when he connected with Frank Steen for an 11-yard strike.

Byron "Whizzer" White, later a U.S. Supreme Court justice, gave the Buffs a 14-0 lead after the first quarter. He passed for one touchdown and returned an interception 47 yards for another score.

Rice coach Jimmy Kitts' Owls also were slow starters during the regular season. Rice went 6-1-1 over its last eight games after shutout losses against Oklahoma and LSU.

After a 0-0 tie against Tulsa, the Owls broke out of its offensive slump during a 14-7 triumph over Texas.

Rice went 4-1-1 in the Southwest Conference to claim its second league title. All four of the Owls' conference wins came by eight points or less.

### Scoring Summary

	1	2	3	4	F
Colorado Buffaloes	14	0	0	0	- 14
Rice Owls	0	21	7	0	- 28


### SCORING SUMMARY

1st	CU	Antonio 8 pass from White (White kick)
	CU	White 47 INT return (White kick)
2nd	Rice	Scheuhle 13 pass from Lain (Vestal kick)
	Rice	Lain 3 run (Vestal kick)
	Rice	Cordill 37 pass from Lain (Vestal kick)
3rd	Rice	Steen 11 pass from Lain (Vestal kick)
Attendance: 15,000		

### Final Statistics

#### TEAM STATISTICS

	Rice	CU
<b>FIRST DOWNS</b>	20	6
<b>NET YDS RUSHING</b>	257	87
<b>NET YDS PASSING</b>	158	8
Comp-Att	11-20	1-8
<b>TOTAL YDS</b>	415	95
Penalty Yards	65	15
Punt Avg	38	41
Fumbles Lost	1	0



## 1947 Orange Bowl

**Rice Owls** **8**  
**Tennessee Volunteers** **0**

Jan. 1, 1947 ♦ Orange Bowl ♦ Miami, Fla.

The "new" beat the "old" as the Rice Institute shut down SEC power Tennessee, 8-0, in the 13<sup>th</sup> annual Orange Bowl game.

The Rice Owls, coached by "Tennessee Gentleman" and Vanderbilt graduate Jess Neely, had the new T-formation offense along with new plastic shell helmets.

Tennessee led by General Bob Neyland still used the single wing and wore leather helmets.

All the Owls' points came in the first quarter. Buddy Russ and Huey Keeney combined on a 50-yard run-lateral for a touchdown, while Ralph Murphy blocked a Tennessee punt through the end zone for a safety.

Neely's Owls reeled off wins in nine of its last 10 games after a 7-6 loss to LSU to open the season.

Rice shared the Southwest Conference title with Arkansas, who upended the Owls 7-0 in Little Rock on Nov. 9.

Rice compiled a 9-2 record and earned a No. 10 ranking in the final AP poll.

Guard Weldon Humble won All-America honors, while Russ and Keeney notched All-SWC selections.

### Scoring Summary

	1	2	3	4	F
Tennessee Volunteers	0	0	0	0	- 0
Rice Owls	8	0	0	0	- 8

### SCORING SUMMARY

1st	Rice	Keeney 50 run (kick failed)
	Rice	Safety, Murphy blocks punt out of endzone
Attendance: NA		

### Final Statistics

#### TEAM STATISTICS

	Rice	UT
<b>FIRST DOWNS</b>	9	5
<b>NET YDS RUSHING</b>	208	105
<b>NET YDS PASSING</b>	0	32
Comp-Att	0-4	4-19
<b>TOTAL YDS</b>	208	137
Penalty Yards	40	67
Punts-Avg	13-44.3	15-38.1
Fumbles Lost	3	0





# Bowl History

## 1950 Cotton Bowl

**Rice Owls** **27**  
**North Carolina Tar Heels** **13**  
 Jan. 1, 1950 ♦ Cotton Bowl ♦ Dallas, Texas

The Rice trio of Torbin Rote, Froggy Williams and Billy Burkhalter lifted the Rice Institute to a 27-13 victory over North Carolina at the 1950 Cotton Bowl.

After a scoreless first quarter, the Owls kicked its offense into high gear with a pair of scores in the second stanza.

Rice added touchdowns in the third and fourth quarters to build a 27-0 lead.

The Tar Heels got on the scoreboard as Paul Rizzo tallied two late touchdowns for the final margin of 27-13.

Rote completed 9-of-17 passes for 140 yards and two touchdowns. Williams hauled in four catches for 55 yards, including a 17-yard scoring strike.

Burkhalter rushed for 74 yards, including a 12-yard TD run and caught the other scoring pass from Rote.

The win put the final touches on Rice's greatest season ever. The Owls ended the year ranked No. 5 by the Associated Press with a 10-1 record.

Williams and center Joe Watson were named All-America while tackle Ralph Murphy received All-SWC honors.

### Scoring Summary


	1	2	3	4	F
North Carolina Tar Heels	0	0	0	13	- 13
Rice Owls	0	14	7	6	- 27

### SCORING SUMMARY

1st	Rice	Burkhalter 44 pass from Rote (Williams kick)
	Rice	Lantrip 3 run (Williams kick)
3rd	Rice	Williams 17 pass from Rote (Williams kick)
4th	Rice	Burkhalter 12 run (kick failed)
	UNC	Rizzo 2 pass from Justice (Egbert Williams kick)
	UNC	Rizzo 2 run (Williams kick)
Attendance: 75,347		

### Final Statistics

TEAM STATISTICS	Rice	UNC
<b>FIRST DOWNS</b>	<b>18</b>	<b>16</b>
<b>NET YDS RUSHING</b>	<b>226</b>	<b>174</b>
<b>NET YDS PASSING</b>	<b>152</b>	<b>80</b>
Comp-Att	11-19	9-22
<b>TOTAL YDS</b>	<b>378</b>	<b>254</b>
Penalty Yards	26	30
Punts-Avg	4-42.8	6-38.0
Fumbles Lost	1	0



## 1954 Cotton Bowl

**Rice Owls** **28**  
**Alabama Crimson Tide** **6**  
 Jan. 1, 1954 ♦ Cotton Bowl ♦ Dallas, Texas

The most celebrated play in Rice football history highlighted the Owls' fourth straight bowl victory, a 28-6 triumph over Alabama at the 1954 Cotton Bowl.

Rice led 7-6 but faced first-and-15 from its own five-yard line.

Taking a handoff from quarterback Leroy Fenstemaker, Dicky Maegle took off around right end. A block by Blois Bridges allowed Maegle to turn the corner. Mac Taylor flattened another 'Bama defender while Gordon Kellogg took out the last man (Bart Starr). Maegle seemed to be long gone on his way to his second touchdown of the game.

As Maegle approached midfield, Alabama's Tommy Lewis jumped off the bench, stepped around a couple teammates, and ran laterally down the sideline before throwing a body block into Maegle's legs at the Crimson Tide 42-yard line.

Moments later, referee Cliff Shaw awarded Maegle and the Owls a 95-yard touchdown, the longest run in Cotton Bowl history.

Maegle also scored on runs of 79 and 34 yards en route to 265 rushing yards on only 11 carries, an unbelievable average of 24.1 yards per attempt.

Rice finished the season with a 9-2 record, ranked sixth in both the final AP and UPI polls.

Kosse Johnson and John Hudson won All-America status while Leo Rucka and Kenny Paul were named All-Southwest Conference.

### Scoring Summary


	1	2	3	4	F
Alabama Crimson Tide	6	0	0	0	- 6
Rice Owls	0	14	7	7	- 28

### SCORING SUMMARY

1st	UA	Lewis 1 run (kick blocked)
2nd	Rice	Maegle 79 run (Fenstemaker kick)
	Rice	Maegle awarded 95 run after bench tackle by Lewis (Fenstemaker kick)
3rd	Rice	Maegle 34 run (Fenstemaker kick)
4th	Rice	Grantham 7 run (Burk kick)
Attendance: 75,000		

### Final Statistics

TEAM STATISTICS	Rice	UA
<b>FIRST DOWNS</b>	<b>14</b>	<b>11</b>
<b>NET YDS RUSHING</b>	<b>379</b>	<b>188</b>
<b>NET YDS PASSING</b>	<b>59</b>	<b>67</b>
Comp-Att	4-10	7-16
<b>TOTAL YDS</b>	<b>438</b>	<b>255</b>
Penalty Yards	89	65
Punts-Avg	8-25.1	7-42.7
Fumbles Lost	0	4



# Bowl History

## 1958 Cotton Bowl

**Navy Midshipmen** 20  
**Rice Owls** 7

Jan. 1, 1958 ♦ Cotton Bowl ♦ Dallas, Texas

The Rice unbeaten streak in bowl games came to a close as Navy quarterback Tom Forrestal out dueled the Owls' tandem of King Hill and Frank Ryan as Navy emerged with a 20-7 win over Rice at the Cotton Bowl.

The Middies also took advantage of five Owl fumbles.

Forrestal and Ryan each set a Cotton Bowl record with 13 completions.

Rice Rice's only touchdown came on an eight-yard pass from Ryan to Ken Williams.

Rice's 1957 SWC championship was highlighted by a 7-6 win over top-ranked Texas A&M at a soldout Rice Stadium.

The Owls tallied a 7-4 overall mark and a No. 7 ranking by UPI, No. 8 by AP.

Hill was an All-America quarterback while end Buddy Dial, tackle Larry Whitmire and guard Matt Gorges were All-Southwest Conference selections.

### Scoring Summary

	1	2	3	4	F
Navy Midshipmen	6	7	7	0	- 20
Rice Owls	0	0	7	0	- 7


### SCORING SUMMARY

1st	Navy	Tranchini 1 run (kick failed)
2nd	Navy	Hurst 12 run (Oldham kick)
3rd	Navy	Oldham 19 run (Oldham kick)
	Rice	Williams 8 pass from Ryan (Hill kick)
Attendance: 75,500		

### Final Statistics

#### TEAM STATISTICS

	Rice	Navy
<b>FIRST DOWNS</b>	14	21
<b>NET YDS RUSHING</b>	137	222
<b>NET YDS PASSING</b>	164	153
Comp-Att	14-27	13-27
<b>TOTAL YDS</b>	301	375
Penalty Yards	53	65
Punts-Avg	5-42.0	3-36.6
Fumbles Lost	5	3



## 1961 Sugar Bowl

**Ole Miss Rebels** 14  
**Rice Owls** 6

Jan. 2, 1961 ♦ Tulane Stadium ♦ New Orleans, La.

Ole Miss quarterback Jake Gibbs teamed up with an opportunistic Rebel defense that spelled doom for Rice in a 14-6 defeat during the school's only trip to the Sugar Bowl.

Gibbs scored a pair of touchdowns, including one to in the game's opening moments to give Ole Miss an early 7-0 lead.

The Owls drove deep inside Rebel territory four times and were turned away each time without scoring.

The fifth time was a charm as Butch Blume scored on a two-yard run late in the third quarter to trim the deficit to 7-6.

Gibbs answered late in the fourth quarter with a 3-yard score for the final margin of 14-6.

Rice finished 7-4 in a three-way tie for second place in the Southwest Conference standings.

Rice end Johnny Burrell and guard Rufus King garnered All-Southwest Conference honors.

### Scoring Summary

	1	2	3	4	F
Ole Miss Rebels	7	0	0	7	- 14
Rice Owls	0	6	0	0	- 6


### SCORING SUMMARY

1st	UM	Gibbs 8 run (Green kick)
2nd	Rice	Blume 2 run (kick failed)
4th	UM	Gibbs 3 run (Green kick)
Attendance: 82,851		

### Final Statistics

#### TEAM STATISTICS

	Rice	UM
<b>FIRST DOWNS</b>	19	13
<b>NET YDS RUSHING</b>	103	143
<b>NET YDS PASSING</b>	178	43
Comp-Att	14-28	5-15
<b>TOTAL YDS</b>	281	186
Penalty Yards	30	10
Punts-Avg	3-34.0	5-40.4
Fumbles Lost	0	1



# Bowl History

## 1961 Bluebonnet Bowl

### Kansas Jayhawks Rice Owls

**33**  
**7**

Dec. 16, 1961 ♦ Rice Stadium ♦ Houston, Texas

Kansas scored 27 unanswered points aided by four rushing touchdowns by three different Jayhawks, turning a 7-6 Rice second quarterter lead into a 33-7 loss at the 1961 Bluebonnet Bowl.

Johnny Burrell caught a 5-yard touchdown pass from Randy Kerbow as the Owls grabbed the lead.

Rice's defense forced Kansas to punt on its next possession, but John Hadl mishandled the wet ball on the center's snap for the punt, recovered and went 41 yards on the broken play.

Three plays later, Kansas scored on Ken Coleman's second rushing touchdown of the day to take a 12-7 halftime lead.

A pair of scores by Roger McFarland on double reverse plays pushed the Owls into a 25-7 hole after three quarters.

The Jayhawks tacked on their fifth rushing score in the fourth quarter for the final margin of 33-7.

The Owls were 7-4 in 1961 and finished third in the Southwest Conference.

Burrell, tackle Robert Johnston and back Roland Jackson notched All-Southwest Conference accolades.

### Scoring Summary

	1	2	3	4	F
Kansas Jayhawks	6	6	13	8	- 33
Rice Owls	0	7	0	0	- 7

### SCORING SUMMARY

1st	KU	Coleman 1 run (kick failed)
2nd	Rice	Burrell 5 pass from Kerbow (Blume kick)
	KU	Coleman 1 run (kick failed)
3rd	KU	McFarland 9 run (Barnes kick)
	KU	McClinton 4 run (kick failed)
4th	KU	McFarland 12 run (Boydston pass to Hadl)
Attendance: 53,000		

### Final Statistics

#### TEAM STATISTICS

	Rice	KU
<b>FIRST DOWNS</b>	<b>11</b>	<b>21</b>
<b>NET YDS RUSHING</b>	<b>58</b>	<b>293</b>
<b>NET YDS PASSING</b>	<b>163</b>	<b>64</b>
Comp-Att	11-20	2-7
<b>TOTAL YDS</b>	<b>221</b>	<b>357</b>
Penalty Yards	0	15
Punts-Avg	6-31.0	3-37.0
Fumbles Lost	3	0

#### RICE vs KANSAS



THIRD ANNUAL BLUEBONNET BOWL  
Rice Stadium • Houston • 1:00 P.M. December 16, 1961  
© 1961 AP/WIDE WORLD



# Bowl History

## 2006 New Orleans Bowl

**Troy**  
**Rice Owls**

**41**  
**17**

**Dec. 22, 2006 ♦ Louisiana Superdome ♦ New Orleans, La.**

Rice quarterback Joel Armstrong threw for career-high 305 yards and a pair of touchdowns and Jarett Dillard set an NCAA mark for consecutive games with a touchdown, but Troy's Omar Haugabook proved to be even more productive as he led the Trojans to a 41-17 win in the R&L Carriers New Orleans Bowl.

It was a game of notable returns both for the Owls, who had not been bowling since 1961, and for the New Orleans Bowl, which had been forced to relocate in 2005 in the aftermath of Hurricane Katrina.

For the Owls, the game capped a magical run through the 2006 season, one in which they found themselves at 1-5 at the midpoint before ripping off six consecutive victories to earn their first bowl bid since 1961. Over 12,000 Owl fans descended on the Crescent City to celebrate the achievement, and even though the final result was not what they had hoped, the overall effect of the season was not diminished.

Haugabook, the unanimous MVP of the game, completed 14 of 28 for 217 yards. He also picked up 92 of Troy's 148 rushing yards. He led the Trojans to a quick 14-0 lead before Armstrong and the Owls found their offensive footing.

He completed seven consecutive passes to march Rice 76 yards, the last 11 coming when he found Mike Falco just inside the sideline marker for a touchdown to cut the margin to 14-7.

The Owls then held Troy without a first down and appeared to be driving to a tying score, but a holding call on third down wiped out a first down near midfield and Rice was forced to punt back to Troy. Haugabook then needed just three plays to cover 67 yards and push the lead back to 21-7.

The Owls were repeatedly frustrated by ill-timed holding calls, in addition to Haugabook, who extended the Troy led to 34-10 by the mid-point of the four quarter. At that point, the only suspense for Rice fans was if Dillard's streak of 12 games during the season with a score would come to an end.

Late in the second quarter, the streak appeared to have been extended when Armstrong connected with him from 52 yards out, but a holding call wiped out the play. As the game wore on, Dillard began to experience leg cramps, and he was not on the field as the Owls drove deep into Troy territory with less than six minutes to go.

But on fourth and goal from the Troy one-yard line, Dillard came back on the field and Armstrong hit him in the corner of the end zone for the score. It was his 15th consecutive game with a TD catch, dating to last season. His 13-game touchdown streak in 2006 set an NCAA record, breaking the mark of 12 set by Randy Moss in 1997 and matched by Larry Fitzgerald in 2003.

Armstrong finished the night with a school record 35 completions (in 54 attempts). He tied a school mark by throwing five interceptions to go along with his two TD passes.

### Scoring Summary

	1	2	3	4	F
Troy Trojans	21	7	3	10	- 41
Rice Owls	7	3	0	7	- 17

#### SCORING SUMMARY

1st	Troy	Haugabook 2 run (Whibbs kick)
	Troy	Banks 3 pass from Haugabook (Whibbs kick)
	Rice	Falco 11 pass from Armstrong (Fangemeier kick)
	Troy	Terry 56 pass from Haugabook (Whibbs kick)
2nd	Rice	Fangmeier 43 FG
3rd	Troy	Whibbs 25 FG
4th	Troy	Whibbs 26 FB
	Rice	Dillard 1 pass from Armstrong (Fangmeier kick)
	Troy	Rutledge 5 pass from Haugabook (Whibbs kick)

Attendance: 24,791

### Final Statistics

#### TEAM STATISTICS

	Rice	Troy
<b>FIRST DOWNS</b>	<b>19</b>	<b>15</b>
Rushing	3	8
Passing	13	7
Penalty	3	0
Rushing Attempts	21	33
Yds Gained Rushing	69	170
Yds Lost Rushing	30	22
<b>NET YDS RUSHING</b>	<b>39</b>	<b>148</b>
<b>NET YDS PASSING</b>	<b>305</b>	<b>228</b>
Comp-Att-Int	35-54-5	15-29-1
<b>TOTAL PLAYS-YDS</b>	<b>75-344</b>	<b>62-376</b>
Fumbles-Lost	2-0	0-0
Penalties-Yards	5-7-49	7-70
Punts-Avg	5-35.0	4-43.2
Punt Ret-Yds-TD	2-5-0	1-10-0
KO Ret-Yds-TD	5-78-0	2-46-0
INT Ret-Yds-TD	1-0-0	5-22-0
Possession Time	33:57	26:03
Third Down Conv	9-18	8-16
Fourth Down Conv	1-1	1-1
Red Zone Scores-Att	2-3	6-6
Sacks-Yds	2-11	4-16
Field Goals	1-1	2-2

#### LEADING TACKLERS

<b>Rice</b>	Terrance Garmon 8-1-9, Brian Raines 5-3-8, Marcus Rucker 6-0-6, Chad Price 3-2-5.
-------------	---

#### Troy

Leodis McKelvin 9-2-11, Marcus Richardson 7-1-8, Brannon Condren 7-0-7, Ryan Babb 6-1-7.
--

#### INDIVIDUAL STATISTICAL LEADERS

RUSHING	ATT	YDS	TD
<b>Rice</b>			
Joel Armstrong	16	35	0
Quinton Smith	5	4	0

#### Troy

Oarm Haugabook	14	92	1
Kenny Cattouse	12	36	0
Anthony Jones	5	18	0

#### PASSING

	A-C-I	YDS	TD
<b>Rice</b>			
Joel Armstrong	54-35-5	305	2

#### Troy


Omar Haugabook	28-14-1	217	4
Justin Bray	1-1-0	11	0

#### RECEIVING

	REC	YDS	TD
<b>Rice</b>			
Jarett Dillard	9	71	1
Quinton Smith	8	75	0
Mike Falco	6	49	1
Corbin Smiter	6	48	0

#### Troy

Mykeal Terry	2	96	1
Andrew Davis	2	35	1
Kenny Cattouse	2	19	0
Gary Banks	2	8	1





# Bowl History

## 2008 Texas Bowl

**Rice Owls**

**38**

**Western Michigan Broncos**

**14**

Dec. 30, 2008 ♦ Reliant Stadium ♦ Houston, Texas

Rice ended more than 50 years of postseason frustration with a near-perfect performance in the 2008 Texas Bowl.

Chase Clement threw three touchdown passes, ran for a score and caught a TD pass from Jarett Dillard to lead the Owls to a 38-14 win over Western Michigan at Reliant Stadium.

Just a 15-minute drive from their campus, the Owls won a bowl game for the first time since the 1954 Cotton Bowl and reached 10 victories for the first time since 1949.

Clement went 30-for-44 for 307 yards and was the game's Most Valuable Player. Dillard caught his nation-leading 20th touchdown of the season. He finished his Rice career with 60 career TD catches, an NCAA record by 10, and also tied former Memphis running back DeAngelo Williams' Conference USA record for career touchdowns.

The performance by Rice's defense may have been just as remarkable.

The Owls were giving up 467 yards and 35 points per game, but shut out the high-scoring Broncos for more than three quarters before Tim Hiller threw a 2-yard TD pass to Kirk Elsworth with 6:33 left in the game.

Western Michigan, ranked 24th in total offense coming in, gained only 278 yards and went 3-for-14 on third down. Hiller, who led the Mid-American Conference in yards passing, went 19-for-42 for 198 yards with two interceptions.

Jamarko Simmons caught a 9-yard pass on the Broncos' first play from scrimmage, setting a school record with his 99th reception of the season. But Juan Nunez dropped a touchdown pass behind the Rice defense and John Potter missed a 51-yard field-goal try, setting the tone for the Broncos' night.

Western Michigan safety Louis Delmas was called for pass interference to set up Clement's 26-yard touchdown run with 5:21 left in the first quarter. It was Clement's 12th rushing TD of the season.

The Owls' defense stuffed Brandon West on a third-and-1 from the Western 39, Clement threw a 29-yard pass to James Casey and Clark Fangmeier kicked a 30-yard field goal to put the Owls up 10-0.

Corbin Smiter couldn't handle a third-down pass from Clement early in the second quarter, but Broncos safety Mario Armstrong was flagged for a high hit that knocked off Smiter's helmet. A pass interference call on cornerback Londen Fryar gave the Owls a first down at the 2 and Toren Dixon caught a TD pass from Clement with 6:53 left in the first half to make it 17-0.

Rice safety Andrew Sendejo leaped for an interception on the Broncos' next drive. The Owls led Conference USA in turnover margin during the regular season (plus-13). Under heavy pressure, Clement threw a 45-yard touchdown pass to Casey with 1:15 remaining in the half for a 24-0 lead.

The Broncos had 90 yards and six first downs in the opening half. Hiller went 10-for-22 for 69 yards and was intercepted by Rice's Chris Jones on the last play before the break.

Western Michigan receivers dropped third-down passes on the first two series of the second half, dropping the Broncos to 1-for-9 on third downs for the game.

Rice converted a fourth down from the Broncos 25. Then, Clement passed to Dillard, who threw back to a wide-open Clement for a touchdown and a 31-0 lead. It was Dillard's first career completion and the 51st touchdown produced by the duo, but the first with the roles reversed.

Dillard caught an 18-yard pass from Clement in the fourth quarter to give Rice a 38-0 lead. The Owls had never scored more than 28 points in eight previous bowls.

### Scoring Summary

	1	2	3	4	F
Western Michigan Broncos	0	0	0	14	- 14
Rice Owls	10	14	7	7	- 38

#### SCORING SUMMARY

1st	5:21	Rice	Clement 26 run (Fangmeier kick)
	0:22	Rice	Fangmeier 30 FG
2nd	6:53	Rice	Dixon 6 pass frm Clement (Fangmeier kick)
	1:15	Rice	Casey 45 pass from Clement (Fangmeier kick)
3rd	6:35	Rice	Clement 13 pass from Dillard (Fangmeier kick)
4th	9:38	Rice	Dillard 18 pass from Clement (Fangmeier kick)
	6:33	WMU	Elsworth 2 pass from Hiller (Potter kick)
	0:25	WMU	Julien 13 pass from Hiller (Potter kick)

### Final Statistics

#### TEAM STATISTICS

	WMU	Rice
<b>FIRST DOWNS</b>	<b>15</b>	<b>28</b>
Rushing	3	9
Passing	11	16
Penalty	1	3
Rushing Attempts	19	37
Yds Gained Rushing	63	166
Yds Lost Rushing	2	31
<b>NET YDS RUSHING</b>	<b>61</b>	<b>135</b>
<b>NET YDS PASSING</b>	<b>217</b>	<b>320</b>
Comp-Att-Int	20-43-2	31-47-0
<b>TOTAL PLAYS-YDS</b>	<b>62-278</b>	<b>84-455</b>
Fumbles-Lost	0-0	0-0
Penalties-Yards	5-53	8-64
Punts-Avg	5-36.4	4-34.5
Punt Ret-Yds-TD	3-19-0	3-15-0
KO Ret-Yds-TD	6-87-0	2-42-0
INT Ret-Yds-TD	0-0-0	2-0-0
Possession Time	21:31	38:29
Third Down Conv	3-14	13-20
Fourth Down Conv	2-3	1-1
Red Zone Scores-Att	2-3	4-4
Sacks-Yds	3-29	0-0
Field Goals	0-1	1-1

#### LEADING TACKLERS

**Western Michigan**  
Louis Delmas 8-2-10, E.J. Biggers 8-0-0, C.J. Wilson 6-0-6.

#### Rice

Travis Bradshaw 7-1-8, Chance Talbert 5-0-5, Chris Jones 4-1-5, Andrew Sendejo 4-0-4, Brian Raines 3-1-4, Terrance Garmon 2-2-4.

#### INDIVIDUAL STATISTICAL LEADERS

	RUSHING	ATT	YDS	TD
<b>Western Michigan</b>				
Brandon Wester	15	56	0	
Aaron Winchester	2	5	5	
<b>Rice</b>				
Chase Clement	12	72	1	
C.J. Ugokwe	17	54	0	
Jeremy Goodson	3	14	0	
James Casey	3	10	0	
<b>PASSING</b>	<b>A-C-I</b>	<b>YDS</b>	<b>TD</b>	
<b>Western Michigan</b>				
Tim Hiller	19-42-2	198	2	
E.J. Biggers	1-1-0	19	0	
<b>Rice</b>				
Chase Clement	30-44-0	307	3	
Jarett Dillard	1-2-0	13	1	
Jeremy Goodson	0-1-0	0	0	
<b>RECEIVING</b>	<b>REC</b>	<b>YDS</b>	<b>TD</b>	
<b>Western Michigan</b>				
Jamarko Simmons	6	92	0	
Brandon West	6	2	0	
Schneider Julien	3	30	1	
Juan Nunez	2	40	0	
<b>Rice</b>				
Jarett Dillard	8	86	1	
Toren Dixon	8	58	1	
James Casey	7	112	1	
Jeremy Goodson	3	22	0	
Corbin Smiter	2	18	0	
Chase Clement	1	13	1	



# Bowl History

## 2012 Armed Forces Bowl

**Rice Owls**

**34**

**Air Force Falcons**

**14**

Dec. 29, 2012 ♦ Amon G. Carter Stadium ♦ Fort Worth, Texas

Driphus Jackson and Jordan Taylor sparked a second-half offensive explosion while the Rice defense totally dominated on of the top rushing offenses in the country and the Owls downed Air Force 33-14 in the 10th annual Bell Helicopter Armed Forces Bowl in Fort Worth.

Playing in a newly-renovated Amon G. Carter Stadium the site of so many past memories from the days when Rice and TCU were Southwest Conference rivals, the 2012 Owls closed out a remarkable sprint to the finish, winning their fifth straight and sixth in the last seven to rescue a season that saw them open 1-5.

Jackson came on in relief at quarterback just before halftime after Taylor McHargue was knocked out of the game. He threw for 264 yards and a pair of touchdowns as the Owls outscored the Falcons 26-0 in the second half.

Taylor matched the legendary Dicky Maegle's effort in the 1954 Cotton Bowl, scoring three times on touchdown receptions. He finished with a career-best nine catches and set a Rice bowl record with 153 yards receiving to earn Rice MVP honors as well as a spot on several All-Bowl game teams.

After taking an early 7-0 led, the Owls found themselves down 14-7 at the half thanks in part to three turnovers. But they played error-free football in the second half on offense, while the Rice defense throttled the Air Force rushing game to just 25 yards in the second half.

Air Force entered the game ranked second in the country, averaging 328 yards per game, but the Owls held them to just 166 in the game, only the fourth time in the last four years a team had held them under 170.

After the Owls' defense stopped the initial Falcons' possession of the second half, the offense put together an eight play, 87-yard drive to knot the score on a 22-yard pass from Jackson to Taylor.

Rice went ahead to stay on their next possession, eating up the rest of the third quarter as they marched 74 yards in nine plays. Two plays into the fourth quarter, Charles Ross barged in from two yards out to make it 21-14.

The Rice defense held Air Force to four three-and-outs in the last half and the offense never gave the Falcons a chance to get back into the game, holding on to the ball for 20:31 in the second half.

The win was the Owls second straight in a bowl game under David Bailiff, allowing him to join Jess Neely as the only coaches in school history to have won multiple bowl games.

### Scoring Summary

	1	2	3	4	F
Rice Owls	7	0	7	19	- 33
Air Force Falcons	0	14	0	0	- 14

### SCORING SUMMARY

1st	4:05	RICE	Taylor 16 yd pass from McHargue (Boswell kick)
2nd	6:14	AF	Pearson 9 yd run (Herrington kick)
	2:36	AF	Cobb 1 yd run (Herrington kick)
3rd	9:30	RICE	Taylor 22 yd pass from Jackson (Boswell kick)
4th	14:25	RICE	Ross 2 yd run (Boswell kick)
	11:18	RICE	Boswell 24 yd field goal
	4:31	RICE	Boswell 25 yd field goal
	1:38	RICE	Taylor 34 yd pass from Jackson (kick blocked)

Attendance: 40,754

### Final Statistics

#### TEAM STATISTICS

	Rice	AF
<b>FIRST DOWNS</b>	<b>24</b>	<b>12</b>
Rushing	9	10
Passing	13	2
Penalty	2	0
Rushing Attempts	54	48
Yds Gained Rushing	243	184
Yds Lost Rushing	35	18
<b>NET YARDS RUSHING</b>	<b>208</b>	<b>166</b>
<b>NET YARDS PASSING</b>	<b>295</b>	<b>48</b>
Comp-Att-Int	21-29-0	3-12-1
<b>TOTAL PLAYS-YDS</b>	<b>83-503</b>	<b>60-214</b>
Fumbles-Lost	5-3	2-2
Penalties-Yards	5-35	5-45
Punts-Avg.	2-36.5	7-31.3
Punt Ret-Yards-TD	2-13-0	0-0-0
KO Ret-Yds-TD	3-47-0	4-82-0
INT Ret-Yds-TD	1-0-0	0-0-0
Possession Time	37:52	22:08
Third-Down Conv	10-20	4-14
Fourth-Down Conv	1-2	1-2
Red-Zone Scores-Att	4-6	2-2
Sacks-Yards	2-11	2-12
Field Goals	2-3	0-0

#### LEADING TACKLERS

**Rice**  
Cameron Nwosu 6-4-10; Julius White 5-3-8; Paul Porras 5-2-7.

#### Air Force

Austin Niklas 11-3-14; Alex Means 8-4-12; Brian Lindsay 8-1-9.

#### INDIVIDUAL STATISTICAL LEADERS

RUSHING	ATT	YDS	TD
<b>Rice</b>			
Turner Petersen	9	81	0
Charles Ross	16	57	1
Taylor McHargue	10	39	0
Driphus Jackson	13	32	0

#### Air Force

Ty McCarthur	9	48	0
Wes Cobb	13	39	1
Cody Getz	7	35	0
Connor Dietz	6	11	0

#### PASSING

C-A-I	YDS	TD	
<b>Rice</b>			
Driphus Jackson	15-21-0	264	2
Taylor McHargue	6-8-0	31	1

#### Air Force

Kale Pearson	2-8-1	44	0
--------------	-------	----	---

#### RECEIVING

REC	YDS	TD	
<b>Rice</b>			
Jordan Taylor	9	153	30
Sam McGuffie	5	80	0
Turner Petersen	3	11	0

#### Air Force

Don Strickland	1	29	0
Drew Coleman	13	15	0
Marc Hendricks	1	4	0



# Bowl History

## 2013 Liberty Bowl

**Mississippi State Bulldogs** 44  
**Rice Owls** 7

Dec. 31, 2013 ♦ Liberty Bowl Stadium ♦ Memphis, Tenn.

Rice saw its hopes to add one final chapter to a championship season come to an abrupt end as Mississippi State spotted the Owls an early lead, then scored 44 consecutive points to capture the 55th AutoZone Liberty Bowl 44-7 in Memphis on Tuesday.

Dak Prescott, who sparked the Bulldogs (7-6) to bowl eligibility with a dramatic return to the lineup against arch rival Ole Miss in the Egg Bowl, threw for 283 yards and three scores and added 78 yards and two more touchdowns on the ground to earn MVP honors. He teamed with wide receiver Jameon Lewis for most of the damage through the air, as Lewis set a school record with 220 receiving yards on nine receptions.

The Owls (10-4) were looking to win 11 games for the first time in school history and the used a familiar script to take an early 7-0 lead.

Phillip Gaines recovered a fumble on MSU's first possession, and nine plays later, Charles Ross bulled over from a yard out to give Rice a 7-0 lead. It marked the 13th time in 14 games this year that the Owls had scored first, and it was Ross' 36th career touchdown, moving him into third place on the Rice career list. Ross also became the first Owl to score in consecutive bowl games.

Prescott's first TD pass knotted the game at 7-7 after one quarter and then led the Bulldogs to 20 points in the second stanza. He was masterful on third down, converting a series of third and long challenges to keep scoring drives alive.

While Prescott was frustrating the Rice defense, the Bulldog defenders clamped down on the Owls offense.

Rice gained 82 yards on 19 plays in the first quarter, but could gain only an addition 63 the remainder of the game. Ross ran for 22 yards in the first quarter, but gained only six the rest of the way to close out his career with 2,689, second best in school history.

He was selected by the media as the Owls Offensive Player of the Game, while linebacker James Radcliffe, who forced the fumble that set up the Owls opening score, was tabbed as the Owls Defensive Player of the Game.

Rice was lead on defense by senior linebacker Michael Kutzler, who wrapped up a stellar season with 10 tackles, while sophomore defensive tackle Christian Covington was credited with a career-high eight tackles and blocked an PAT.

### Scoring Summary

	1	2	3	4	F
Rice Owls	7	0	0	0	- 7
Mississippi State	7	20	14	3	- 44

### SCORING SUMMARY

1st	6:41	RICE	Ross 1 yd run (Boswell kick)
	2:01	MSU	Perkins 10 yd pass from Prescott (Sobiesk kick)
2nd	9:49	MSU	Shumpert 1 yd run (Sobiesk kick)
	4:32	MSU	Johnson 13 yd pass from Prescott (Sobiesk kick)
	0:10	MSU	Samuel 4 yd pass from Prescott (Sobiesk kick)
3rd	7:25	MSU	Prescott 5 yd run (Sobiesk kick)
	1:42	MSU	Prescott 11 yd run (Sobiesk kick)
4th	4:45	MSU	Earhart 19 yd field goal
Attendance: 57,846			

### Final Statistics

#### TEAM STATISTICS

	Rice	MSU
<b>FIRST DOWNS</b>	<b>7</b>	<b>27</b>
Rushing	3	15
Passing	3	12
Penalty	1	0
Rushing Attempts	32	46
Yds Gained Rushing	82	256
Yds Lost Rushing	21	17
<b>NET YARDS RUSHING</b>	<b>61</b>	<b>239</b>
<b>NET YARDS PASSING</b>	<b>84</b>	<b>294</b>
Comp-Att-Int	8-16-0	18-30-0
<b>TOTAL PLAYS-YDS</b>	<b>48-145</b>	<b>76-533</b>
Fumbles-Lost	2-1	1-1
Penalties-Yards	3-18	2-30
Punts-Avg.	7-39.4	1-31
Punt Ret-Yards-TD	0-0-0	4-33-0
KO Ret-Yds-TD	6-83-0	1-27-0
INT Ret-Yds-TD	0-0-0	0-0-0
Possession Time	24:42	35:18
Third-Down Conv	4-14	8-12
Fourth-Down Conv	1-2	0-1
Red-Zone Scores-Att	1-1	7-8
Sacks-Yards	1-7	4-20
Field Goals	0-0	1-1


#### LEADING TACKLERS

**Rice**  
 Michael Kutzler 6-4-10; Christian Covington 6-2-8; Julius White 6-2-8.

**Mississippi State**  
 Preston Smith 4-2-6; Zach Jackson 4-0-4; Deontay Evans 2-2-4.

#### INDIVIDUAL STATISTICAL LEADERS

	RUSHING	ATT	YDS	TD
<b>Rice</b>				
Charles Ross	10	28	1	
Jowan Davis	7	21	0	
Luke Turner	4	17	0	
<b>Mississippi State</b>				
Dak Prescott	14	78	2	
LaDarius Perkins	13	47	0	
Josh Robinson	3	45	0	
Ashton Shumpert	7	31	1	
<b>PASSING</b>	<b>C-A-I</b>	<b>YDS</b>	<b>TD</b>	
<b>Rice</b>				
Taylor McHargue	8-15-0	84	0	
Driphus Jackson	0-1-0	0	0	
<b>Mississippi State</b>				
Dak Prescott	17-28-0	283	3	
Damian Williams	1-2-0	11	0	
<b>RECEIVING</b>	<b>REC</b>	<b>YDS</b>	<b>TD</b>	
<b>Rice</b>				
Dennis Parks	3	38	0	
Connor Cella	1	19	0	
Klein Kubiak	1	15	0	
<b>Mississippi State</b>				
Jameon Lewis	9	220	0	
De-Runnya Wilson	3	37	0	
Malcolm Johnson	1	13	1	
LaDarius Perkins	1	10	1	
Robert Johnson	1	10	1	





# Bowl History

## 2014 Hawai'i Bowl

### Fresno State Bulldogs Rice Owls

6  
30

Dec. 24, 2014 ♦ Aloha Stadium ♦ Honolulu, Hi.

Rice junior quarterback Driphus Jackson set a school bowl record by throwing for 318 yards and tied a second with three touchdown passes, while a rejuvenated Owls defense held Fresno State out of the end zone to lead them to a 30-6 win in the 13th Hawai'i Bowl at Honolulu's Aloha Stadium on Christmas Eve.

The victory marked a redemptive rebound for the Owls defense, who surrendered 76 points in their regular season finale at Louisiana Tech in late November. They bottled up the Mountain West's fourth-best offense, holding the Bulldogs to 158 yards and 22 points below their season averages. Fresno State ran only two plays inside the red zone for -3 yards and was held to -4 yards on seven plays inside the Owls' 25. It marked the first time in the history of the Hawai'i Bowl that a team was held without a touchdown and was the first time Rice had held a foe out of the end zone since the Memphis game in 2011.

The win allowed the Owls (8-5) to reach eight wins in a season for just the ninth time in school history. It also guaranteed Conference USA a winning record in bowl season. Conference teams have posted a 3-1 mark with Tech set to face Illinois on Friday.

Jackson made an immediate statement in the opening quarter, leading the Owls to a 16-3 lead that proved to be all they would need to grab their third bowl title in four opportunities under head coach David Bailiff.

Jackson and the Owls started quickly, marching down the field for an opening field goal, but then saw Fresno State answer with a field goal of its own thanks to a pair of penalties by the defense.

But he had a quick answer for the Bulldogs hopes, combining on a 53-yard pass play to Dennis Parks which set up a 14-yard touchdown toss to Jordan Taylor. Rice got the ball right back on the Bulldogs first play after the score as J.T. Blasingame picked up his first career interception and Jackson wasted no time, hitting Mario Hull on a 69-yard scoring play which was the longest touchdown pass in Rice Bowl history.

The 16-point first quarter was the most productive opening bowl quarter in school history and the most points in any bowl game quarter since the Owls scored 21 in the second quarter of their first-ever bowl appearance, the 1938 Cotton Bowl.

Fresno State tallied a second field goal in the second quarter to cut the margin to 16-6 at halftime and after the teams traded punts to open the third quarter, the Bulldogs' Marteze Waller broke off a 41-yard gain to the Rice 24 to put them on the doorstep of more points. But the drive stalled and on fourth down Brian Nordstrom broke through to block the field goal attempt.

Nordstrom and the rest of the Rice defense consistently rose to meet each challenge fashioned by Fresno State, thanks in large part to 12 tackles for loss and a stout effort on fourth down as the Owls stopped the Bulldogs four times on fourth down to run their season total to 15 stops in 20 chances (25%).

Nordstrom's blocked field goal seemed to inspire the Rice offense, which had lost its momentum after the momentous opening effort.

Jackson was 4-4 on the drive which ended when he hit Parks up the sideline and the junior from San Antonio applied a stiff arm on his final pursuer to free him on a 40-yard touchdown and push him over 100 yards receiving for the first time in his career. His 109 yards on the day marked just the third time in school history a receiver has topped 100 yards in a bowl game (Jordan Taylor, 153 vs. Air Force; James Casey, 112 vs. Western Michigan). Darik Dillard set up his own one-yard TD run in the fourth quarter after taking a screen pass from Jackson and rambling 58 yards to the Fresno State one. The TD was Dillard's 11th on the ground this season and was his 16th career touchdown.

The bowl victory was head coach David Bailiff's third in four tries with Rice, matching Jess Neely for the most career bowl victories by an Owls head coach, and was the eighth of the year. This is the ninth time in school history the Owls have won eight or more games in a season and they have now won the most games in two (18) and three (25) seasons in school history.

Jackson finished the day completing 15-of-24 passes for 318 yards and three touchdowns and added 41 on the ground to finish with a career-best 359 yards of total offense while being named Rice's team MVP.

### Scoring Summary

	1	2	3	4	F
Fresno State	3	3	0	0	- 6
Rice Owls	16	0	7	7	- 30

### SCORING SUMMARY

1st 6:41	RICE	Ross 1 yd run (Boswell kick)
1st 10:32	RICE	Hairston 21 yd field goal
2:16	FS	Kroening 44 yd field goal
0:23	RICE	Taylor 14 yd reception (PAT failed)
0:04	RICE	Hull 69 yd reception (Hairston kick)
2nd 8:53	FS	Kroening 40 yd field goal
3rd 6:18	RICE	Parks 40 yd reception (Hairston kick)
4th 10:07	RICE	Dillard 1 yd run (Hairston kick)

### Final Statistics

#### TEAM STATISTICS

	FSU	Rice
<b>FIRST DOWNS</b>	<b>15</b>	<b>16</b>
Rushing	7	7
Passing	6	8
Penalty	2	1
Rushing Attempts	42	40
Yds Gained Rushing	205	163
Yds Lost Rushing	43	48
<b>NET YDS RUSHING</b>	<b>162</b>	<b>137</b>
<b>NET YDS PASSING</b>	<b>93</b>	<b>326</b>
Comp-Att-Int	17-38-2	16-26-0
<b>TOTAL PLAYS-YDS</b>	<b>80-255</b>	<b>66-463</b>
Fumbles-Lost	1-0	0-0
Penalties-Yards	1-15	12-100
Punts-Avg	6-43.5	8-40.5
Punt Ret-Yds-TD	2-9-0	2-8-0
KO Ret-Yds-TD	2-40-0	2-41-0
INT Ret-Yds-TD	0-0-0	2-0-0
Possession Time	27:45	32:15
Third Down Conv	7 of 21	3 of 14
Fourth Down Conv	0 of 4	0 of 1
Red Zone Scores-Att	0-1	3-3
Sacks-Yds	2-14	4-24
Field Goals	2-3	1-1

#### LEADING TACKLERS

<b>Fresno State</b>
Karl Mickelsen 9-2-11
Ejiro Ederaine 7-4-11
Derron Smith 7-0-7
<b>Rice</b>
Alex Lyons 8-0-8
Julius White 7-1-8
Bryce Callahan 6-0-6

#### INDIVIDUAL STATISTICAL LEADERS

<b>Fresno State</b>				
Marteze Waller	15	76	0	
Josh Quezada	12	52	0	
Brian Burrell	9	32	0	
Zack Greenlee	4	7	0	
<b>Rice</b>				
Jowan Davis	13	46	0	
Luke Turner	6	42	0	
Driphus Jackson	13	41	0	
Brandon Hamilton	2	5	0	
<b>PASSING</b>	<b>C-A-I</b>	<b>YDS</b>	<b>TD</b>	
<b>Fresno State</b>				
Brian Burrell	10-20-2	44	0	
Zack Greenlee	7-18-0	49	0	
<b>Rice</b>				
Driphus Jackson	15-24-0	318	3	
Luke Turner	1-2-0	8	0	
<b>RECEIVING</b>	<b>REC</b>	<b>YDS</b>	<b>TD</b>	
<b>Fresno State</b>				
Josh Harper	4	25	0	
Greg Watson	4	14	0	
Justin Johnson	2	15	0	
Josh Quezada	2	6	0	
<b>Rice</b>				
Dennis Parks	5	109	1	
Jordan Taylor	5	61	1	
Mario Hull	3	82	1	
Darik Dillard	2	57	0	





# Bowl Records

## RICE RECORDS

### RUSHING

#### ATTEMPTS

1 Frank Ryan (Navy, 1958)	17
C.J. Ugokwe (Western Michigan, 2008)	17
3 Billy Burkhalter (UNC, 1950)	16
Joel Armstrong (Troy, 2006)	16
Charles Ross (Air Force, 2012)	16

#### YARDS

1 Dicky Maegle (Alabama, 1954)	265
2 Carl Russ (Tennessee, 1947)	83
3 Turner Peterson (Air Force, 2012)	81
4 Ernie Lain (Colorado, 1938)	78
5 Billy Burkhalter (UNC, 1950)	74

#### YARDS PER CARRY (MIN. 10)

1 Dicky Maegle (Alabama, 1954)	24.1
2 Carl Russ (Tennessee, 1947)	6.9
3 Chase Clement (Western Michigan, 2008)	6.0
4 Ernie Lain (Colorado, 1938)	5.6
5 Billy Burkhalter (UNC, 1950)	4.6

#### TOUCHDOWNS

1 Dicky Maegle (Alabama, 1954)	3
--------------------------------	---

#### LONGEST RUNS (TDs)

1 Dicky Maegle (Alabama, 1954)	95
2 Dicky Maegle (Alabama, 1954)	79
3 Huey Keeney (Tennessee, 1947)	50

### PASSING

#### ATTEMPTS

1 Joel Armstrong (Troy, 2006)	54
2 Chase Clement (Western Michigan, 2008)	44
3 Frank Ryan (Navy, 1958)	22
4 Driphus Jackson (Air Force, 2012)	21
5 Billy Cox (Ole Miss, 1961)	20

#### COMPLETIONS

1 Joel Armstrong (Troy, 2006)	35
2 Chase Clement (Western Michigan, 2008)	30
3 Driphus Jackson (Fresno State, 2014)	24
4 Driphus Jackson (Air Force, 2012)	15
5 Frank Ryan (Navy, 1958)	13

#### YARDS

1 Driphus Jackson (Fresno State, 2014)	318
2 Chase Clement (Western Michigan, 2008)	307
3 Joel Armstrong (Troy, 2006)	305
4 Driphus Jackson (Air Force, 2012)	264
5 Randy Kerbow (Kansas, 1961)	156

#### TOUCHDOWNS

1 Ernie Lain (Colorado, 1938)	3
Chase Clement (Western Michigan, 2008)	3
Driphus Jackson (Fresno State, 2014)	3
4 Tobin Rote (UNC, 1950)	2
Joel Armstrong (Troy, 2006)	2
Driphus Jackson (Air Force, 2012)	2

#### LONGEST TOUCHDOWN PASS

1 Driphus Jackson (Fresno State, 2014)	69
2 Chase Clement (Western Michigan, 2008)	45
3 Tobin Rote (UNC, 1950)	44
4 Driphus Jackson (Fresno State, 2014)	40
5 Ernie Lain (Colorado, 1938)	37

#### INTERCEPTIONS

1 Joel Armstrong (Troy, 2006)	5
2 Virgil Eikenberg (Tennessee, 1947)	2
Randy Kerbow (Kansas, 1961)	2

### RECEIVING

#### RECEPTIONS

1 Jarett Dillard (Troy, 2006)	9
Jordan Taylor (Air Force, 2012)	9
3 Quinton Smith (Troy, 2006)	8
Jarett Dillard (Western Michigan, 2008)	8
Toren Dixon (Western Michigan, 2008)	8

#### YARDS

1 Jordan Taylor (Air Force, 2012)	153
2 James Casey (Western Michigan, 2008)	112
3 Dennis Parks (Fresno State, 2014)	109
4 Jarett Dillard (Western Michigan, 2008)	86
5 Mario Hull (Fresno State, 2014)	82

#### TOUCHDOWNS

1 Jordan Taylor (Air Force, 2012)	3
2 15 Players	1
Last: Dennis Parks (Fresno State 2014-3rd Q)	

### TOTAL OFFENSE

#### YARDS

#### TOTAL (RUSH-PASS)

1 Chase Clement (Western Michigan, 2008)	379 (72-307)
2 Driphus Jackson (Fresno State, 2014)	359 (41-318)
3 Joel Armstrong (Troy, 2006)	340 (35-305)
4 Driphus Jackson (Air Force, 2012)	296 (32-264)
5 Dicky Maegle (Alabama, 1954)	265 (265-0)

### SCORING

#### TOTAL POINTS

1 Dicky Maegle (Alabama, 1954)	18
Jordan Taylor (Air Force, 2012)	18
3 Billy Burkhalter (UNC, 1950)	12
Chase Clement (Western Michigan, 2008)	12
5 Froggy Williams (UNC, 1950)	9

#### TOUCHDOWNS

#### RUSH-PASS

1 Dicky Maegle (Alabama, 1954)	3 (3-0)
2 Billy Burkhalter (UNC, 1950)	2 (1-1)
Chase Clement (Western Michigan, 2008)	2 (1-1)

#### PATs

1 Clark Fangmeier (Western Michigan, 2008)	5
2 Red Vestal (Colorado, 1938)	4
3 Leroy Fenstermaker (Alabama, 1954)	3
Chris Boswell (Air Force, 2012)	3

#### FIELD GOALS

1 Chris Boswell (Air Force, 2012)	2 (24, 25)
-----------------------------------	------------

2 Clark Fangmeier (Troy, 2008)	1 (30)
Clark Fangmeier (Western Michigan, 2008)	1 (30)

#### SAFETY

1 Tennessee (1947)	1
--------------------	---

### PUNTING

#### TOTAL PUNTS

1 Huey Keeney (Tennessee, 1947)	13
2 Team (Kansas, 1961)	11
3 Team (Colorado, 1938)	9
4 Team (Alabama, 1954)	8
James Farrimond (Fresno State, 2014)	8

#### AVERAGE YARDS

1 Huey Keeney (Tennessee, 1947)	44.3
2 Gordon Wyatt (UNC, 1950)	42.8
2 Team (Colorado, 1938)	42.8
4 James Farrimond (Fresno State, 2014)	40.5
5 James Farrimond (Mississippi State, 2013)	39.4

## OPPONENT RECORDS

### RUSHING

#### ATTEMPTS

1 Whizzer White (Colorado, 1938)	23
2 Billy Hayes (UNC, 1950)	19
3 Ken Coleman (Kansas, 1961)	18
4 Charlie Justice (UNC, 1950)	16
5 Jim Anderson (Ole Miss, 1961)	15
Brandon West (Western Michigan, 2008)	15
Marteze Waller (Fresno State, 2014)	15

#### YARDS

1 Billy Hayes (UNC, 1950)	107
Ken Coleman (Kansas, 1961)	107
3 Omar Haugabook (Troy, 2006)	92
4 Dak Prescott (Mississippi State, 2013)	78
5 Marteze Waller (Fresno State, 2014)	76

#### YARDS PER CARRY (MIN. 10)

1 Omar Haugabook (Troy, 2006)	6.6
2 Ken Coleman (Kansas, 1961)	5.9
3 Billy Hayes (UNC, 1950)	5.6
Dak Prescott (Mississippi State, 2013)	5.6
5 Marteze Waller (Fresno State, 2014)	5.1

#### TOUCHDOWNS

1 Jake Gibbs (Ole Miss, 1961)	2
Ken Coleman (Kansas, 1961)	2
Roger McFarland (Kansas, 1961)	2
Dak Prescott (Mississippi State, 2013)	2

### PASSING

#### ATTEMPTS

1 Tim Hiller (Western Michigan, 2008)	42
2 Omar Haugabook (Troy, 2006)	28
Dak Prescott (Mississippi State, 2013)	28
4 Tom Forrestal (Navy, 1958)	24
5 Brian Burrell (Fresno State, 2014)	20

# Bowl Records

## COMPLETIONS

1	Tim Hiller (Western Michigan, 2008)	19
2	Dak Prescott (Mississippi State, 2013)	17
3	Omar Haugabook (Troy, 2006)	14
4	Tom Forrester (Navy, 1958)	13
5	Brian Burrell (Fresno State, 2014)	10

## YARDS

1	Dak Prescott (Mississippi State, 2013)	283
2	Omar Haugabook (Troy, 2006)	217
3	Tim Hiller (Western Michigan, 2008)	198
4	Tom Forrester (Navy, 1958)	153
5	Bart Starr (Alabama, 1954)	67

## TOUCHDOWNS

1	Omar Haugabook (Troy, 2006)	4
2	Dak Prescott (Mississippi State, 2013)	3
3	Tim Hiller (Western Michigan, 2008)	2
	Brian Burrell (Fresno State, 2014)	2

## RECEIVING

### RECEPTIONS

1	Jameon Lewis (Mississippi State, 2013)	9
2	Jamarko Simmons (Western Michigan, 2008)	6
	Brandon West (Western Michigan, 2008)	6
4	Art Weiner (North Carolina, 1950)	5
	John Ruth (Navy, 1958)	5

## YARDS

1	Jameon Lewis (Mississippi State, 2013)	220
2	Mykeal Terry (Troy, 2006)	96
3	Jamarko Simmons (Western Michigan, 2008)	92
4	John Ruth (Navy, 1958)	62
5	Peter Jokanovich (Navy, 1958)	47

## TOUCHDOWN

1	11 Players	1
	Last: Artimas Samuel (Mississippi State, 2013-3rd Q)	

## TOTAL OFFENSE

YARDS	TOTAL (RUSH-PASS)
1	Dak Prescott (Mississippi State, 2013) 361 (78-283)
2	Omar Haugabook (Troy, 2006) 309 (92-217)
3	Tim Hiller (Western Michigan, 2008) 198 (0-198)
4	Tom Forrester (Navy, 1958) 187 (34-153)
5	Charlie Justice (UNC, 1950) 130 (58-63-8)

## SCORING

### POINTS

1	Paul Rizzo (UNC, 1950)	12
	Ken Coleman (Kansas, 1961)	12
	Roger McFarland (Kansas, 1961)	12
	Jake Gibbs (Ole Miss, 1961)	12
	Dak Prescott (Mississippi State, 2013)	12

## TOUCHDOWNS

1	Paul Rizzo (UNC, 1950)	2
	Ken Coleman (Kansas, 1961)	2
	Roger McFarland (Kansas, 1961)	2
	Jake Gibbs (Ole Miss, 1961)	2
	Dak Prescott (Mississippi State, 2013)	2

## PATs

1	Greg Whibbs (Troy, 2006)	5
	Evam Sobiesk (Mississippi State, 2013)	5
3	Parker Herrington (Air Force, 2012)	2
	Allen Grenn (Ole Miss, 1961)	2
	Ned Oldham (Navy, 1958)	2
	Whizzer White (Colorado, 1938)	2
	John Potter (Western Michigan, 2008)	2

## INTERCEPTION RETURN

1	Whizzer White (Colorado, 1938)	47 (TD)
---	--------------------------------	---------

## RICE TEAM OFFENSE

## RUSHING

### ATTEMPTS

1	North Carolina (1950)	54
	Alabama (1954)	54
	Air Force (2012)	54
4	Ole Miss (1961)	53
5	Colorado (1938)	41

## YARDS

1	Alabama (1954)	379
2	Colorado (1938)	257
3	North Carolina (1950)	226
4	Tennessee (1947)	208
	Air Force (2012)	208

## YARDS PER CARRY

1	Alabama (1954)	7.1
2	Colorado (1938)	6.3
3	North Carolina (1950)	4.2
4	Air Force (1954)	3.9
5	Western Michigan (2008)	3.6

## TOUCHDOWNS

1	Alabama (1954)	4
2	North Carolina (1950)	2

## PASSING

### ATTEMPTS

1	Troy (2006)	54
2	Western Michigan (2008)	47
3	Air Force (2012)	29
4	Ole Miss (1961)	28
5	Navy (1958)	27

## COMPLETIONS

1	Troy (2006)	35
2	Western Michigan (2008)	31
3	Air Force (2012)	21
4	Fresno State (2014)	16
5	Ole Miss (1961)	14
	Navy (1958)	14

## COMPLETION PERCENTAGE

1	Air Force (2012)	72.4 (21-29)
2	Western Michigan (2008)	65.9 (31-47)
3	Troy (2006)	64.8 (35-54)
4	Fresno State (2014)	61.5 (16-26)
5	North Carolina (1950)	57.9 (11-19)

## YARDS

1	Fresno State (2014)	326
2	Western Michigan (2008)	320
3	Troy (2006)	305
4	Air Force (2012)	295
5	Ole Miss (1961)	178

## TOUCHDOWNS

1	Western Michigan (2008)	4
2	Colorado (1938)	3
	Air Force (2012)	3
	Fresno State (2014)	3
5	North Carolina (1950)	2
	Troy (2006)	2

## INTERCEPTIONS

1	Troy (2006)	5
2	Ole Miss (1961)	4
3	Tennessee (1947)	2
	Alabama (1954)	2

## TOTAL OFFENSE

### PLAYS

1	Western Michigan (2008)	84
2	Air Force (2012)	83
3	Ole Miss (1961)	82
4	Troy (2006)	75
5	North Carolina (1950)	73

## FIRST DOWNS

1	Western Michigan (2008)	28
2	Air Force (2012)	24
3	Colorado (1938)	20
4	Ole Miss (1961)	19
	Troy (2006)	19

## TOTAL YARDS

1	Air Force (2012)	503
2	Fresno State (2014)	463
3	Western Michigan (2008)	455
4	Alabama (1954)	438
5	Colorado (1938)	415

## MISCELLANEOUS

### PENALTY YARDS

1	Western Michigan (2008)	138
2	Fresno State (2014)	100
3	Alabama (1954)	89
4	Colorado (1938)	65
5	Navy (1958)	53

## FUMBLES LOST

1	Navy (1958)	5
2	Tennessee (1947)	3
	Kansas (1961)	3
	Air Force (2012)	3
5	Colorado (1938)	1
	North Carolina (1950)	1
	Mississippi State (2013)	1

# Bowl Records

## RICE TEAM DEFENSE

### RUSHING

#### FEWEST YARDS

1 Western Michigan (2008)	61
2 Colorado (1938)	87
3 Tennessee (1947)	105
4 Ole Miss (1961)	143
5 Troy (2006)	148

#### FEWEST ATTEMPTS

1 Western Michigan (2008)	19
2 Troy (2006)	33
3 Colorado (1938)	34
4 Alabama (1954)	35
5 North Carolina (1950)	38

#### FEWEST TOUCHDOWNS

1 Tennessee (1947)	0
Western Michigan (2008)	0
Air Force (2012)	0
Fresno State (2014)	0
5 Colorado (1938)	1
North Carolina (1950)	1
Alabama (1954)	1
Troy (2006)	1

#### MOST TOUCHDOWNS

1 Kansas (1961)	5
-----------------	---

### PASSING

#### FEWEST YARDS

1 Colorado (1938)	9
2 Tennessee (1947)	32
3 Ole Miss (1961)	43
4 Air Force (2012)	48
5 Kansas (1961)	64

#### FEWEST ATTEMPTS

1 Colorado (1938)	8
2 Kansas (1961)	10
3 Tennessee (1947)	11
4 Air Force (2012)	12
5 Ole Miss (1961)	15

#### FEWEST COMPLETIONS

1 Colorado (1938)	1
2 Air Force (2012)	3
3 Tennessee (1947)	4
4 Ole Miss (1961)	5
5 Kansas (1961)	7
Alabama (1954)	7

#### INTERCEPTIONS

1 Colorado (1938)	2
Tennessee (1947)	2
Kansas (1961)	2
Western Michigan (2008)	2
Fresno State (2014)	2

#### MOST TOUCHDOWN PASSES AGAINST

1 Troy (2006)	4
---------------	---

## TOTAL OFFENSE

### FEWEST YARDS

1 Colorado (1938)	96
2 Tennessee (1947)	137
3 Ole Miss (1961)	186

### FEWEST YARDS PER PLAY

1 Colorado (1938)	2.2
2 Fresno State (2014)	3.2
3 Ole Miss (1961)	3.4
4 Air Force (2012)	3.6
5 North Carolina (1950)	4.2

### FEWEST FIRST DOWNS

1 Tennessee (1947)	5
2 Colorado (1938)	6
3 Alabama (1954)	11
4 Air Force (2012)	12
5 Ole Miss (1961)	13

## MISCELLANEOUS DEFENSE

### TURNOVERS

1 Colorado (1938)	4
Alabama (1954)	4
Navy (1958)	4
4 Air Force (2012)	3
5 North Carolina (1950)	2
Tennessee (1947)	2
Western Michigan (2008)	2
Fresno State (2014)	2

### FUMBLES RECOVERED

1 Alabama (1954)	4
2 Navy (1958)	3
3 Colorado (1938)	2
Air Force (2012)	2
5 North Carolina (1950)	1
Mississippi State (2013)	1

## OPPONENT RECORDS

### TOTAL YARDS

1 Mississippi State (2013)	533
2 Troy (2006)	376
3 Navy (1958)	375
4 Kansas (1961)	357
5 Western Michigan (2008)	278

### FIRST DOWNS

1 Mississippi State (2013)	27
2 Navy (1958)	21
Kansas (1961)	21
4 North Carolina (1950)	16
5 Troy (2006)	15
Western Michigan (2008)	15
Fresno State (2014)	15

## TOUCHDOWNS

## (RUSH-PASS)

1 Mississippi State (2013)	6 (3-3)
2 Kansas (1961)	5 (5-0)
Troy (2006)	5 (4-1)
4 Navy (1958)	3 (3-0)
5 North Carolina (1950)	2 (1-1)
Ole Miss (1961)	2 (2-0)
Western Michigan (2008)	2 (0-2)
Air Force (2012)	2 (2-0)

## PUNTS

1 Tennessee (1947)	15
2 Colorado (1938)	9
3 Alabama (1954)	7
Air Force (2012)	7
5 North Carolina (1950)	6
Fresno State (2014)	6

## YARDS PER PUNT

1 Troy (2006)	43.2
2 Alabama (1954)	42.7
3 Fresno State (2014)	42.2
4 Colorado (1938)	41.0
5 Ole Miss (1961)	40.4