

2023-24

***RICE***®  
***BASKETBALL***

**F**  **ACT BOOK**

# 2023-24 Rice Men's Basketball Fact Book

## Fact Book Contents

### Rice Basketball Personnel

2023-24 Schedule	2
2023-24 Rice Alphabetical Roster	3
2023-24 Rice Numerical Roster	3
Team Breakdown	3

### Rice Coaching Staff

Scott Pera, Head Coach	4
Van Green, Assistant Coach	6
Greg Howell, Assistant Coach	7
Russ Pennell, Assistant Coach	7
Mike Carr, Director of Operations	8
Cullen Neal, Director of Player Development/Video Coordinator	8
Brandon Schoeneck, Strength & Conditioning Coach	9
Jeff Rodriguez, Assistant Athletic Trainer	9

### Player Biographies

Travis Eeve	10
Max Fiedler	12
Alem Huseinovic	14
Cameron Sheffield	16
Jackson Peakes	18
Andrew Akuchie	20
Mekhi Mason	22
Ifeanyi Ufochukwu	24
Anthony Selden	26
Sam Alajiki	28
Noah Shelby	30
George Perkins	32
Cole Andrews-Heitz	33
Keanu Dawes	33
Camp Wagner	34
Gabe Warren	34

### Look Back to 2022-23

2022-23 Statistics	35
2022-23 Game Recaps	43

### Rice Records

All-Time Records	49
All-Time Statistics	52
1,000-Point Scorers	54
Scoring	57
Field Goals	58
Three-Point Field Goals	59
Free Throws	60
Rebounds	61
Assists	62
Steals/Blocks	63
Games/Minutes Played	64
Miscellaneous	65
Class Records	66
Team Records	67
100-Point Games	70
Opponent Records	71
Year-by-Year Leaders	72
All-Time Honors	77
All-Time Lettermen	79
All-Time Jersey Numbers	81
All-Time Results	83
All-Time Series Records	97
All-Time Game-by-Game	99
All-Time Coaching Records	115
In-Season Tournaments	117
Postseason History	119
Nationally Ranked Games	121
Overtime Games	122
All-Time Attendance	123
Television Games	124
Media Information	126

### University Information

Location	Houston, Texas
Founded	1891
Enrollment	8,480
Nickname	Owls
Colors	Blue & Gray
Conference	American Athletic Conference
Arena (Capacity)	Tudor Fieldhouse (5,208)
President	Reginald DesRoches
Athletics Director	Tommy McClelland

### Coaching Staff

Head Coach	Scott Pera
Alma Mater	Penn State, 1989
School Record/Years	85-106/6
Career Record/Years	85-106/6
Assistant Coaches	Van Green Greg Howell Russ Pennell

Director of Operations	Mike Carr
Video Coordinator	Cullen Neal

### Strength & Conditioning Coach

	Brandon Schoeneck
Athletic Trainer	Jeff Rodriguez

### Team Information

2022-23 Record	19-16
2022-23 C-USA Record	8-12/t6th
Starters Returning/Lost	4/1
Letterwinners Returning/Lost	8/7
Newcomers	7

### Athletic Communications

Basketball Contact	Tim Andrzejewski
Associate Director of Athletic Communications	
Office	713.348.3929
Cell	662.312.7663
E-Mail	tra3@rice.edu
Fax	713.348.6019
Website	www.RiceOwls.com
Mailing Address	P.O. Box 1892 MS 548 Houston, TX 77251-1892

### History

First Season	1914-15
All-Time Record	1,179-1,504
All-Time Conference Record	581-936
All-Time AAC Record	0-0
NCAA Appearances	4 1940, 1942, 1954, 1970
NIT Appearances	5 1943, 1991, 1993, 2004, 2005
CBI Appearances	2/2017, 2022, 2023
CIT Appearances	1/2012

Rice University is committed to affirmative action and equal opportunity in education and employment. Rice does not discriminate on the basis of race, color, religion, sex, sexual orientation, national or ethnic origin, age, disability or veteran status.

# 2023-24 Rice Men's Basketball Schedule

## 2023-24 Schedule

Date	Opponent	Location	TV	Time (CT)
<b>Nov. 7</b>	<b>St. Thomas</b>	<b>Tudor Fieldhouse</b>	<b>ESPN+</b>	<b>7 p.m.</b>
<b>Nov. 10</b>	<b>Harvard</b>	<b>Tudor Fieldhouse</b>	<b>ESPN+</b>	<b>7 p.m.</b>
Nov. 15	at Texas	Austin, Texas	LHN	8 p.m.
Nov. 21	1 vs. Indiana State	Henderson, Nev.	FloHoops	5:30 p.m.
Nov. 22	1 vs. New Mexico	Henderson, Nev.	FloHoops	8:45 p.m.
Nov. 24	1 vs. UC-Irvine	Henderson, Nev.	FloHoops	3:15 p.m.
<b>Nov. 30</b>	<b>UT Martin</b>	<b>Tudor Fieldhouse</b>	<b>ESPN+</b>	<b>7 p.m.</b>
<b>Dec. 2</b>	<b>Houston Christian</b>	<b>Tudor Fieldhouse</b>	<b>ESPN+</b>	<b>4 p.m.</b>
Dec. 6	at Houston	Fertitta Center	ESPN+	7 p.m.
<b>Dec. 13</b>	<b>Incarnate Word</b>	<b>Tudor Fieldhouse</b>	<b>ESPN+</b>	<b>11:15 a.m.</b>
Dec. 16	at Northwestern State	Natchitoches, La.	ESPN+	2 p.m.
<b>Dec. 20</b>	<b>Prairie View A&amp;M</b>	<b>Tudor Fieldhouse</b>	<b>ESPN+</b>	<b>7 p.m.</b>
<b>Dec. 22</b>	<b>Louisiana</b>	<b>Tudor Fieldhouse</b>	<b>ESPN+</b>	<b>7 p.m.</b>
Jan. 3	* at Tulane	New Orleans, La.	ESPNU	8 p.m.
<b>Jan. 6</b>	<b>* UTSA</b>	<b>Tudor Fieldhouse</b>	<b>ESPN+</b>	<b>2 p.m.</b>
Jan. 12	* at South Florida	Tampa, Fla.	ESPNU	6 p.m.
<b>Jan. 16</b>	<b>* Charlotte</b>	<b>Tudor Fieldhouse</b>	<b>ESPN+</b>	<b>7 p.m.</b>
Jan. 20	* at Temple	Philadelphia, Pa.	ESPN+	1 p.m.
<b>Jan. 24</b>	<b>* Florida Atlantic</b>	<b>Tudor Fieldhouse</b>	<b>ESPN+</b>	<b>7 p.m.</b>
<b>Jan. 27</b>	<b>* Tulsa</b>	<b>Tudor Fieldhouse</b>	<b>ESPNU</b>	<b>7 p.m.</b>
Jan. 31	* at Memphis	Memphis, Tenn.	ESPN+	7 p.m.
Feb. 3	* at UTSA	San Antonio, Texas	ESPN+	2 p.m.
<b>Feb. 7</b>	<b>* SMU</b>	<b>Tudor Fieldhouse</b>	<b>ESPN+</b>	<b>7 p.m.</b>
<b>Feb. 10</b>	<b>* South Florida</b>	<b>Tudor Fieldhouse</b>	<b>ESPN+</b>	<b>2 p.m.</b>
Feb. 17	* at Tulsa	Tulsa, Okla.	ESPN+	2 p.m.
Feb. 21	* at UAB	Birmingham, Ala.	ESPN+	7 p.m.
<b>Feb. 24</b>	<b>* East Carolina</b>	<b>Tudor Fieldhouse</b>	<b>ESPNU</b>	<b>1 p.m.</b>
<b>Feb. 28</b>	<b>* Temple</b>	<b>Tudor Fieldhouse</b>	<b>ESPN+</b>	<b>7 p.m.</b>
Mar. 2	* at Wichita State	Wichita, Kan.	ESPN+	6 p.m.
Mar. 6	* at Charlotte	Charlotte, N.C.	ESPN+	6 p.m.
<b>Mar. 9</b>	<b>* North Texas</b>	<b>Tudor Fieldhouse</b>	<b>ESPN+</b>	<b>7 p.m.</b>
Mar. 13-17	2 at AAC Tournament	Fort Worth, Texas		TBA

\* American Athletic Conference game

1 Ball Dawgs Classic (Henderson, Nev.); 2 American Athletic Conference Tournament (Fort Worth, Texas)

All Times Central and subject to change

# 2023-24 Rice Rosters

## 2023-24 NUMERICAL ROSTER

No.	Name	Pos.	Ht.	Wt.	Yr./Exp.	Hometown/Previous School
0	Sam Alajiki	F	6-7	230	Jr./TR	Dundalk, Ireland/California
1	Noah Shelby	G	6-3	185	So./TR	McKinney, Texas/Vanderbilt
2	Mekhi Mason	G	6-5	195	So./1L	Gilbert, Ariz./Compass Prep
3	Travis Eevee	G	6-1	180	5th/3L	Randolph, Mass./VMI
4	Anthony Selden	G	6-6	225	Gr./TR	Boston, Mass./Gardner-Webb
5	Cameron Sheffield	G/F	6-6	195	Jr./3L	Alpharetta, Ga./Chattahoochee HS
10	Cole Andrews-Heitz	G	6-1	170	Fr./HS	Leander, Texas/Rouse HS
11	Ifeanyi Ufochukwu	C	6-10	220	So./1L	Benin City, Nigeria/Covenant Day School (N.C.)
12	Camp Wagner	G	6-6	175	Fr./HS	Dallas, Texas/Link Prep Academy (Mo.)
13	Andrew Akuchie	F	6-9	200	So./1L	Fort Lauderdale, Fla./St. Thomas Aquinas HS
15	Max Fiedler	F	6-11	230	5th/4L	Indialantic, Fla./Melbourne HS
21	Gabe Warren	G	6-6	205	Fr./HS	Plano, Texas/John Paul II HS
22	Jackson Peakes	G	6-4	185	r-So./1L	Houston, Texas/St. John's HS
23	Alem Huseinovic	G	6-4	190	Sr./1L	Zenica, Bosnia and Herzegovina/Nevada
24	Keanu Dawes	F	6-9	215	Fr./HS	Houston, Texas/Stratford HS
30	George Perkins	F	6-8	200	r-Fr./SQ	Washington, D.C./Sidwell Friends School

## 2023-24 ALPHABETICAL ROSTER

No.	Name	Pos.	Ht.	Wt.	Yr./Exp.	Hometown/Previous School
13	Andrew Akuchie	F	6-9	200	So./1L	Fort Lauderdale, Fla./St. Thomas Aquinas HS
0	Sam Alajiki	F	6-7	230	Jr./TR	Dundalk, Ireland/California
10	Cole Andrews-Heitz	G	6-1	170	Fr./HS	Leander, Texas/Rouse HS
24	Keanu Dawes	F	6-9	215	Fr./HS	Houston, Texas/Stratford HS
3	Travis Eevee	G	6-1	180	5th/3L	Randolph, Mass./VMI
15	Max Fiedler	F	6-11	230	5th/4L	Indialantic, Fla./Melbourne HS
23	Alem Huseinovic	G	6-4	190	Sr./1L	Zenica, Bosnia and Herzegovina/Nevada
2	Mekhi Mason	G	6-5	195	So./1L	Gilbert, Ariz./Compass Prep
22	Jackson Peakes	G	6-4	185	r-So./1L	Houston, Texas/St. John's HS
30	George Perkins	F	6-8	200	r-Fr./SQ	Washington, D.C./Sidwell Friends School
4	Anthony Selden	G	6-6	225	Gr./TR	Boston, Mass./Gardner-Webb
5	Cameron Sheffield	G/F	6-6	195	Jr./3L	Alpharetta, Ga./Chattahoochee HS
1	Noah Shelby	G	6-3	185	So./TR	McKinney, Texas/Vanderbilt
11	Ifeanyi Ufochukwu	C	6-10	220	So./1L	Benin City, Nigeria/Covenant Day School (N.C.)
12	Camp Wagner	G	6-6	175	Fr./HS	Dallas, Texas/Link Prep Academy (Mo.)
21	Gabe Warren	G	6-6	205	Fr./HS	Plano, Texas/John Paul II HS

## COACHING STAFF

**Head Coach - Scott Pera** | Seventh Season (Penn State, '89)  
**Assistant Coach - Van Green** | Sixth Season (Columbia, '14)  
**Assistant Coach - Greg Howell** | Third Season (Waldorf, '12)  
**Assistant Coach - Russ Pennell** | Second Season (Central Arkansas, '83)  
**Director of Operations - Mike Carr** | First Season (Indiana, '19)

BY STATE/COUNTRY	BY CLASS	BY COLLEGE
<b>Texas (6)</b> <b>Dallas</b> - Camp Wagner <b>Houston</b> - Keanu Dawes, Jackson Peakes <b>Leander</b> - Cole Andrews-Heitz <b>McKinney</b> - Noah Shelby <b>Plano</b> - Gabe Warren  <b>Arizona (1)</b> <b>Gilbert</b> - Mekhi Mason  <b>Florida (2)</b> <b>Fort Lauderdale</b> - Andrew Akuchie <b>Indialantic</b> - Max Fiedler  <b>Georgia (1)</b> <b>Alpharetta</b> - Cameron Sheffield  <b>Massachusetts (2)</b> <b>Boston</b> - Anthony Selden <b>Randolph</b> - Travis Eevee  <b>Washington, D.C. (1)</b> George Perkins	<b>Bosnia and Herzegovina (1)</b> <b>Zenica</b> - Alem Huseinovic  <b>Ireland (1)</b> <b>Dundalk</b> - Sam Alajiki  <b>Graduate Students (1)</b> G Anthony Selden  <b>Seniors (3)</b> G Travis Eevee, F Max Fiedler, G Alem Huseinovic  <b>Juniors (2)</b> F Sam Alajiki, G/F Cameron Sheffield  <b>Redshirt Sophomores (1)</b> G Jackson Peakes  <b>Sophomores (4)</b> F Andrew Akuchie, G Mekhi Mason, G Noah Shelby, C Ifeanyi Ufochukwu  <b>Redshirt Freshmen (1)</b> F George Perkins  <b>Freshmen (1)</b> G Cole Andrews-Heitz, F Keanu Dawes, G Camp Wagner, G Gabe Warren	<b>Baker (2)</b> F Andrew Akuchie, C Ifeanyi Ufochukwu  <b>Brown (1)</b> F George Perkins  <b>Duncan (3)</b> G Cole Andrews-Heitz, G Travis Eevee, G Camp Wagner  <b>Hanszen (2)</b> F Keanu Dawes, G Gabe Warren  <b>Jones (2)</b> F Sam Alajiki, F Max Fiedler  <b>Lovett (1)</b> G/F Cameron Sheffield  <b>Martel (1)</b> G Jackson Peakes  <b>Sid Richardson (2)</b> G Alem Huseinovic, G Mekhi Mason  <b>Wiess (1)</b> G Noah Shelby



# SCOTT PERA

HEAD COACH  
SEVENTH SEASON  
PENN STATE, 1989

Scott Pera enters his seventh season as the Rice men's basketball coach.

In six years, Pera has tied or increased Rice's wins every year. Last season, he led the Owls to back-to-back postseason appearances for just the third time in school history and the first since 2004-05. For the second straight year, the team led C-USA in assists, setting a school record with 533. With a win over UTSA in the Conference USA Tournament, he guided the Owls to wins in three straight conference tournaments for the first time since 1994-96. Under his leadership, Max Fiedler and Quincy Olivari earned Second Team All-Conference USA honors, Travis Eevee earned Honorable Mention for the second straight year, and Mekhi Mason was named to the All-Freshman Team. Olivari set the school record for career three-pointers made while Fiedler set the school and C-USA single-season record or field goal percentage.

In 2021-22, he led the Owls to their first postseason appearance since 2017, advancing to the College Basketball Invitational. The team led Conference USA in assists, setting a then-school record with 519. It also earned wins in consecutive C-USA Tournaments for the first time since 2004 and 2005. Under Pera's tutelage, Carl Pierre was named Third Team All-Conference USA and Travis Eevee was named Honorable Mention All-CUSA. Max Fiedler also became the first player with back-to-back seasons with 300 points, 200 rebounds and 100 assists.

Prior to becoming its head coach, Pera served three years as the Owls Associate Head Coach where he had a large role in recruiting and game preparation. He helped the Owls to victories over New Mexico, UAB, Middle Tennessee, Old Dominion and Louisiana Tech.

In 2016-17, he helped Rice to a 23-12 record, the second-most wins in school history and just the eighth 20-win season, while advancing to the quarterfinals of the College Basketball Invitational. He helped oversee a squad that set school records for points, field goals, three-point field goals, free throws and rebounds.

Prior to joining the Owls, Pera spent two seasons at Penn, where he saw the squad lead the Ivy League in assists in 2013-14 after ranking second in the league in assists and tops in field goal percentage defense the season before. He was named the top assistant in the Ivy League and No. 19 nationally among low-to-mid-major programs by Basketball Times in 2013 and '14.

For the Quakers, Pera also played an extensive role in recruiting, player development and game preparations. Penn notched wins against league front-runners Harvard and Princeton during his tenure under head coach Jerome Allen.

Pera previously spent six years on staff at Arizona State under head coach Herb Sendek. He began as Director of Operations in the 2006-07 campaign but was quickly promoted to a full-time assistant coaching position in 2007 and added the title of recruiting coordinator just one year later in 2008.

The Sun Devils averaged 18.0 wins per season with Pera on staff as an assistant coach, including three 20-win campaigns and an at-large bid to the 2009 NCAA Tournament and two NIT appearances (2008 and '10).

While at Arizona State, Pera recruited many successful players to Tempe, including NBA All-Star and Olympic gold medalist James Harden, who Pera had previously coached at Artesia High School. He also recruited ASU career games played, assists and free throw percentage record holder Derek Glasser from Artesia.

Pera served as the head coach at Artesia from 2000-06, including the 2006 state title with a 33-1 record. He was named the Los Angeles Times and Long Beach Press Telegram Southern California Coach of the Year in 2003 and '06, and the CIF Division III AA and SCIBCA Division III AA Coach of the Year the same seasons. He led his prep teams to seven league championships, two CIF Southern Section Division III championships, three 30-win seasons, a 102-9 record in home games and a 38-12 mark in the playoffs. While at Artesia, Pera also taught history (2000-02) and physical education (2005-06) in addition to serving as the athletic director from 2002-05.

Prior to his time in Southern California, Pera coached Annville-Cleona High School from 1995-2000, where he led the squad to the Pennsylvania state title with a 30-3 mark in 1999. In 11 seasons as a high school head coach, he posted a 258-65 overall record. His 2006 Artesia team was ranked second in the nation by Sports Illustrated, sixth by USA Today, and earned the top ranking from MaxPreps.com.

He was the Lancaster/Lebanon League "PA Coach of the Year" that season and earned the same honor from the Lebanon Daily News. He taught sixth grade in Palmyra from 1993-95 and in Annville from 1995-2000. He also served as an assistant coach at Elizabethtown College from 1992-93.

Pera graduated with a degree from Penn State's Harrisburg campus in 1989. He and his wife, Alyssa, have two daughters, Sydney and Brynn.

# Rice Coaching Staff

## PERA'S COACHING CAREER

### Elizabethtown, Assistant Coach

Season	Overall		Conference		Postseason
	W	L	W	L	
1992-93	19	7	8	2	NCAA Division III First Round

### Arizona State, Director of Basketball Operations

Season	W	L	W	L
2006-07	8	22	2	16

### Arizona State, Assistant Coach

Season	W	L	W	L	
2007-08	21	13	7	9	NIT Quarters
2008-09	25	10	11	7	NCAA Second Round
2009-10	22	11	12	6	NIT First Round
2010-11	12	19	4	14	
2011-12	10	21	6	12	

### Penn, Assistant Coach

Season	W	L	W	L
2012-13	9	22	6	8
2013-14	8	20	8	20

### Rice, Associate Head Coach

Season	W	L	W	L	
2014-15	12	20	8	10	
2015-16	12	20	7	11	
2016-17	23	12	11	7	CBI Quarters

### Rice, Head Coach

Season	W	L	W	L	Post-Season
2017-18	7	24	4	14	
2018-19	13	19	8	10	
2019-20	15	17	7	11	
2020-21	15	13	6	10	
2021-22	16	17	7	11	CBI First Round
2022-23	19	16	8	12	CBI Quarters

### Head Coaching Record

School	Years	W	L	W	L
Rice	6	85	106	40	68
<b>Totals</b>	<b>5</b>	<b>85</b>	<b>106</b>	<b>40</b>	<b>68</b>

## PERA VS. OPPONENTS

### Head Coaching Record Against All-Time Opponents

Opponent	W	L	Last Meeting	Outcome
UAB	2	9	Mar. 9, 2023	L, 60-87
Alabama A&M	1	0	Nov. 12, 2018	W, 73-59
Arkansas	0	1	Nov. 5, 2019	L, 43-91
BYU	0	1	Nov. 21, 2018	L, 78-105
UC Santa Barbara	1	1	Nov. 16, 2019	W, 82-81
Charlotte	6	3	Feb. 25, 2023	L, 54-70
Duquesne	1	0	Mar. 19, 2023	W, 84-78
East Carolina	1	0	Nov. 24, 2019	W, 77-69
Eastern Kentucky	0	1	Nov. 10, 2017	L, 72-73
Evansville	1	0	Nov. 22, 2021	W, 109-104 <sup>3ot</sup>
Florida Atlantic	1	5	Mar. 2, 2023	L, 74-103
FIU	3	5	Mar. 4, 2023	L, 83-90
Fordham	0	1	Nov. 24, 2021	L, 74-84
Georgia Southern	1	0	Nov. 18, 2022	W, 88-71
Georgia State	0	1	Nov. 14, 2017	L, 54-75
Houston	0	3	Nov. 12, 2021	L, 46-79
Houston Christian	5	0	Nov. 21, 2022	W, 76-67
Incarnate Word	2	0	Dec. 16, 2021	W, 85-55
Jarvis Christian	3	0	Dec. 19, 2022	W, 109-64
Lamar	0	2	Dec. 7, 2019	L, 60-73
LeTourneau	1	0	Dec. 3, 2020	W, 94-74
Liberty	0	1	Nov. 23, 2019	L, 59-71
Louisiana Tech	1	8	Feb. 2, 2023	L, 72-80
Marshall	3	3	Jan. 15, 2022	W, 87-77
Middle Tennessee	5	3	Jan. 11, 2023	L, 68-71
Milwaukee	1	0	Nov. 22, 2019	W, 75-69
UNLV	0	1	Nov. 20, 2017	L, 68-95
New Mexico	0	2	Dec. 13, 2020	L, 61-72
New Orleans	2	0	Nov. 19, 2021	W, 83-78
North American	1	0	Dec. 15, 2022	W, 92-54
North Texas	2	11	Feb. 4, 2023	L, 64-74
Northwestern State	4	0	Dec. 17, 2022	W, 110-73
Oakland	0	1	Nov. 23, 2021	L, 73-76
Ohio	0	1	Mar. 19, 2022	L, 64-65
Old Dominion	2	4	Jan. 20, 2022	W, 77-69
Ole Miss	0	1	Nov. 22, 2017	L, 62-79
Omaha	0	1	Dec. 21, 2018	L, 66-83
Our Lady of the Lake	2	0	Mar. 5, 2021	W, 80-77
Penn	1	1	Nov. 9, 2019	W, 80-61
Pepperdine	1	1	Nov. 7, 2022	L, 67-106
Prairie View A&M	1	0	Nov. 30, 2022	W, 70-62
Saint Leo	1	0	Nov. 6, 2018	W, 80-64
St. Edward's	2	0	Dec. 13, 2018	W, 78-73
St. Thomas	3	0	Nov. 10, 2022	W, 85-48
Sam Houston State	0	2	Dec. 19, 2020	L, 69-82
Southern	1	0	Nov. 16, 2021	W, 81-63
Southern Miss	7	2	Feb. 26, 2022	W, 77-72 <sup>ot</sup>
Southern Utah	0	1	Mar. 20, 2023	L, 79-81
Stephen F. Austin	0	1	Dec. 9, 2017	L, 62-81
Texas	0	1	Dec. 12, 2022	L, 81-87 <sup>ot</sup>
UT-Arlington	0	1	Nov. 29, 2017	L, 46-69
UTEP	5	8	Jan. 14, 2023	W, 83-82
UTRGV	1	1	Dec. 18, 2018	W, 75-67
UTSA	5	6	Mar. 8, 2023	W, 72-71
Texas State	1	3	Dec. 4, 2022	W, 83-71
Texas Tech	0	1	Dec. 16, 2017	L, 53-73
Wayland Baptist	1	0	Nov. 10, 2019	W, 65-40
WKU	2	6	Feb. 18, 2023	W, 83-77
Western Michigan	1	0	Nov. 19, 2022	W, 96-88
Wichita State	0	1	Nov. 25, 2018	L, 61-90



## VAN GREEN

### ASSISTANT COACH

### SIXTH SEASON

### COLUMBIA, 2014

Van Green enters his sixth season as an assistant coach after a one-year stint as the team's video coordinator. Green serves as the defensive coordinator as well as the recruiting coordinator. Green has provided a noticeable punch to the Owls' recruiting efforts and is responsible for recruiting primarily in the Midwest and Southeast. He also takes the lead in coordinating and running the Rice Men's Basketball Elite Camp, which takes place every June and allows high school student athletes to showcase their skills in front of the Rice staff. Green is also responsible for wing coaching and production and his efforts to date have resulted in multiple all-conference selections.

Green takes pride in player development and has had success during his tenure with the Owls' guards. In the '22 season, Chris Mullins amassed 1,000 points for his career. Carl Pierre ('22) and Quincy Olivari ('21) both made all-conference teams in back-to-back seasons. Green was the lead recruiter on landing Pierre as a graduate transfer from UMass. Pierre broke the single-season 3pt record with 97 made 3's while also setting the record for the most 3's from a duo alongside his high school teammate, Travis Eevee. Pierre was selected to represent the Owls in the prestigious 3pt contest at the final four at the conclusion of his playing career for Rice.

In 2022-21, he helped the Owls to back-to-back postseason appearances for just the third time in school history and the first since 2004-05. For the second straight year, the team led C-USA in assists, setting a school record with 533. With a win over UTSA in the Conference USA Tournament, he guided the Owls to wins in three straight conference tournaments for the first time since 1994-96. Under his leadership, Max Fiedler and Quincy Olivari earned Second Team All-Conference USA honors, Travis Eevee earned Honorable Mention for the second straight year, and Mekhi Mason was named to the All-Freshman Team. Olivari set the school record for career three-pointers made while Fiedler set the school and C-USA single-season record or field goal percentage.

His fourth year as an assistant was a great one for the Owls. In the '21-'22 season, the Owls made their first post-season tournament, The College Basketball Invitational, under head coach, Scott Pera. In addition to making the CBI, the Owls won 15+ games for the third consecutive season for only the third time in school history. This season had notable wins in conference play. Rice beat UAB at home for the highest NET win in the history of the program. Additionally, Rice defeated C-USA East Division champion and CBI runner-up Middle Tennessee. To wrap up the historic season, the owls won conference tournament games in back-to-back years for the first time in two decades.

In the '21-'22 season, the Owls created the hashtag "GreenLightU" to highlight their offensive production. During the '21-'22 season, the Owls broke the record for the most assists in a game (29) and most assists for a season (519). Additionally, Rice led Conference USA in assist percentage, 3pt field goals made, baseline out-of-bounds points, and after time-out points per possession. They finished 2nd in the league for total assists, assists per game, 3pt field goals per game, effective field goal percentage, and total 3's attempted. Lastly, they finished fourth in conference in scoring per game and 3pt field goal percentage. Nationally, the owls finished top 50 in ten offensive categories including finishing 3rd in the country for the most points per possession after a timeout.

During the '20-'21 season, the Owls posted a 15-13 record amidst a season heavily impacted by Covid-19. This was the first time Rice finished above .500 under Coach Pera. In the 2021 C-USA tournament, the Owls won two games which was the first time the Owls had done so since the 2007 season. In the spring of '21, the Owls recorded the highest GPA in school history posting a team cumulative GPA of 3.459. The Men's Basketball team had 12 of 14 players finish with a 3.0 or better.

During the 2019-20 season, the Owls had several big wins. Green helped the Owls defeat perennial Ivy League contender Penn and Conference USA regular-season champion North Texas. The Owls led the league in three-pointers with 317, which was the second-most in school history, as well as three-pointers per game. Additionally, Rice continued to rewrite school history with first-time road wins against UAB and Middle Tennessee as well as defeating an American Athletic Conference team for the first time when they defeated East Carolina. The Owls also defeated UC Santa Barbara, which was the first win against UC Santa Barbara in school history.

During the 2019-20 season, he assisted in developing two players who both set single-season records. Under Green's tutelage, Ako Adams became the school's career record holder in three-pointers made (228) and free throw percentage (86.2%). Josh Parrish set the school's single-season record for field goal percentage (63.8%). Additionally, another Owls guard, Drew Peterson, became the only player in school history to have 300 points, 200 rebounds, and 100 assists in one season.

Green also oversees the Owls Men's Basketball volunteer outreach program which provides student-athletes the opportunity to be involved in community service throughout the local communities within the city of Houston. In addition to the volunteer outreach program oversight, Green serves on multiple committees at Rice University that helps ensure the Owls retain elite staff members as well as constantly updating criteria for new hires. Green also serves on multiple hiring panels to bring new talent to the university and is the staff liaison to compliance and all basketball alumni.

Prior to returning to South Main, Green served as an assistant coach at Central Park Christian High School in Birmingham, Ala.

Green originally came to Rice as a graduate transfer for the 2014-15 season, playing in all 32 games while being a recipient of the Conference USA Academic Medal and C-USA Commissioner's Honor Roll. He then served as a graduate assistant with the men's basketball team during the 2015-16 season under Coach Mike Rhoades, while also finishing his Master of Arts in Teaching from the university.

Green began his playing career at Columbia University, playing in 37 games over the 2010-11 and 2011-12 seasons before missing his final two seasons due to an injury. While at Columbia, Green earned his Bachelor of Arts degree in Psychology.

Van Green and his wife, Jessica, enjoy their time together reading, going for walks, mentoring community youth, and being actively involved in a local church. They also have a two-year-old dog, Jazzy.

## Rice Coaching Staff



### **GREG HOWELL**

ASSISTANT COACH

THIRD SEASON

WALDORF, 2012

Greg Howell begins his third season as Men's Basketball Assistant Coach and fourth with the Rice basketball program.

In 2022-21, he helped the Owls to back-to-back postseason appearances for just the third time in school history and the first since 2004-05. For the second straight year, the team led C-USA in assists, setting a school record with 533. With a win over UTSA in the Conference USA Tournament, he guided the Owls to wins in three straight conference tournaments for the first time since 1994-96. Under his leadership, Max Fiedler and Quincy Olivari earned Second Team All-Conference USA honors, Travis Eevee earned Honorable Mention for the second straight year, and Mekhi Mason was named to the All-Freshman Team. Olivari set the school record for career three-pointers made while Fiedler set the school and C-USA single-season record or field goal percentage.

Prior to Assistant Coach, Howell spent a year as the Video Coordinator, where he prepared all post-practice video for the coaches and team. Additionally, he prepared video on all upcoming opponents. He also worked on the floor during practice, working with the post players. His work helped Max Fiedler become one of the best big men in Conference USA, as he finished in the top ten in C-USA in rebounding, assists, assist-to-turnover ratio and double-doubles while setting a Rice record for single-season field goal percentage.

Howell came to South Main after spending four years as Director and Head Coach of the Team Harden AAU basketball program, where he handled all administrative responsibilities while developing and implementing training programs for all teams.

Prior to Team Harden, Howell served as a Marketing Associate and Scouting Assistant for the Houston Rockets. While with the Rockets, he assisted with online scouting future potential prospects while creating detailed reports on player's on-court performance.

Howell earned his degree from Waldorf College in 2012, where he starred from 2010-12, recording 81 career steals, the sixth most in school history.



### **RUSS PENNELL**

ASSISTANT COACH

SECOND SEASON

CENTRAL ARKANSAS, 1983

Russ Pennell enters his second season as Assistant Coach.

In 2022-21, he helped the Owls to their second straight postseason appearance for just the third time in school history and the first since 2004-05. For the second straight year, the team led C-USA in assists, setting a school record with 533. With a win over UTSA in the Conference USA Tournament, he guided the Owls to wins in three straight conference tournaments for the first time since 1994-96. Under his leadership, Max Fiedler and Quincy Olivari earned Second Team All-Conference USA honors, Travis Eevee earned Honorable Mention for the second straight year, and Mekhi Mason was named to the All-Freshman Team. Olivari set the school record for career three-pointers made while Fiedler set the school and C-USA single-season record or field goal percentage.

Pennell comes to South Main after spending the last two years working with the NBA on its Draft preparation and development.

In his career, Pennell coached six conference Players of the Year, including 1995 sixth overall pick Bryant Reeves of Oklahoma State.

Pennell was the Head Coach at Central Arkansas from 2014-20, where he led the Bears to an appearance in the College Basketball Invitational quarterfinals in 2018. Prior to UCA, he was on the bench of the Phoenix Mercury during the 2013-14 season, serving as Interim Head Coach for the final 13 games and guiding them to the Western Conference Finals.

He spent four seasons as the Head Coach at Grand Canyon from 2009-13. Pennell had a 72-44 record at GCU. In 2010-11, he guided

the Lopes to their first winning season since 2006 and followed it with seasons of 19 and 23 wins, leading Grand Canyon to the NCAA Division II tournament in back-to-back years.

In 2008-09, following the retirement of Lute Olson in October, Pennell was named Interim Head Coach at Arizona. He guided the Wildcats to a 21-14 record and a berth in the NCAA Sweet Sixteen.

In 2004, he founded the Arizona Premier Basketball Academy, serving it for four years. During that time, he developed skills for boys and girls from ages 8-18. Over that time, 27 students earned basketball scholarships.

Pennell was also an Assistant Coach at Arizona State (1998-2004), Ole Miss (1992-98) and Oklahoma State (1990-92). Over that time Pennell's teams went to five NCAA Tournaments and made three NIT appearances.

Before joining the coaching profession, Pennell played for the Spirit Express, a traveling exhibition team from Memphis, Tenn., from 1984-88.

His collegiate playing career began at Arkansas, playing under Eddie Sutton in 1979-80. The Razorbacks finished second in the Southwest Conference. Pennell transferred to Central Arkansas in 1981 and was a two-year starter at point guard. As a senior, he led the Arkansas Inter-collegiate Conference with 8.2 assists per game.



# Rice Coaching Staff



## MIKE CARR

DIRECTOR OF OPERATIONS

FIRST SEASON

INDIANA, 2019

Mike Carr is in his first season as the Men's Basketball Director of Operations.

Carr joins the Owls after spending the last two seasons at Rider. While at Rider, he managed the day-to-day administrative components of the program, including logistics of travel, meals, and scheduling. He also assisted the staff with player development, scouting, academics, and on-campus recruiting, while overseeing the student manager program and summer camps.

Prior to his time in New Jersey, Carr spent the 2020-21 season as a Graduate Assistant at Nevada under Head Coach Steve Alford. While at Nevada, he assisted the coaching staff with player development, film, and scouting. He also helped in the development of two All-Mountain West Conference selections.

Prior to making the jump to Division I, Carr spent the 2019-20 season as an assistant coach on Collin Dimitroff's staff at Wallace State CC (AL). The 2019-20 coaching staff at Wallace State was one of the youngest coaching staffs in all of college basketball, with an average age of 23.6 years. In his one season in Hanceville, Carr helped lead the Lions to a winning season, while producing two all-conference players, and sending three members of the 2020 graduating class on to compete at four-year institutions.

Before the start of the 2019-20 season, Carr spent three months in New York City working for Pro-Reps Performance as a Player Development Coach. He trained and assisted in the development of players of all ages and skill-levels, from grade-school to pro, in various gyms across Manhattan and Queens. He worked individually with actor Daniel Lee Bellomy, as he prepared for his role as "Zeke," a basketball player in the STARZ network series Power Book II: Ghost.

Carr is a 2019 graduate of Indiana University where he received a degree in finance from the Kelley School of Business. He was a three-year student-manager for the men's basketball team under both Tom Crean and Archie Miller. During his college years, he worked summer camps at several schools, including Indiana, West Virginia, Seton Hall, Boston College, Xavier, UAlbany, Nevada, and Rider.



## CULLEN NEAL

DIRECTOR OF PLAYER DEVELOPMENT/VIDEO COORDINATOR

SECOND SEASON

NEW MEXICO, 2016

Cullen Neal enters his second season as the Director of Player Development/Video Coordinator for Men's Basketball.

Neal joined the Owls after spending last year as a Graduate Assistant at Nevada. Prior to entering coaching, Neal spent two years playing professionally in Poland in Germany, averaging 15.4 points and 3.2 assists over his two seasons.

Neal began his collegiate career at New Mexico (2013-16), helping the Lobos to an NCAA Tournament appearance as a freshman. In three years, he averaged 9.9 points and 2.8 assists, including a career-best 12.3 in 2015-16 as a redshirt sophomore. As a freshman, he made the Mountain West All-Academic Team and was the Mountain West Scholar-Athlete of the Year. Two years later, he was a CoSIDA Academic All-District honoree as well as a member of the NABC Good Works Team.

After graduating from New Mexico, he spent one year at Ole Miss, helping the Rebels to an appearance in the NIT quarterfinals. He spent his final year at Saint Mary's, also helping the Gaels to the quarterfinals of the NIT.

## Rice Coaching Staff



# BRANDON SCHOENECK

---

## STRENGTH AND CONDITIONING COACH

### SECOND SEASON

### ARIZONA STATE

Brandon Schoeneck is in his second season as the Men's Basketball Strength and Conditioning Coach.

Schoeneck comes to South Main after spending last year as the Director of Basketball Sports Performance at Cleveland State. He helped the Vikings to a 20-11 record, the Horizon League regular season championship, and a berth in the National Invitational Tournament.

Prior to Cleveland State, he spent five years as the Director of Sports Performance at Jacksonville State, where he oversaw all aspects of strength and conditioning for the men's and women's basketball teams.

Schoeneck is no stranger to Conference USA, serving as the assistant strength and conditioning coach at Louisiana Tech during the 2015-16 season. While with the Bulldogs, he was responsible for the volleyball, tennis, and golf teams, helping the men's golf team to the Conference USA Championship.

Schoeneck graduated from Arizona State with a Bachelor of Science degree in Exercise and Wellness and earned his Masters of Human Movement from A.T. Still University.



# JEFF RODRIGUEZ

---

## ATHLETIC TRAINER

### THIRD SEASON

### CONCORDIA, 2014

Jeff Rodriguez joined the Rice University Sports Medicine Department in May 2017. He is the Director of Olympic Sports and Assistant Athletic Trainer responsible for managing the health care of Rice Men's Basketball.

Jeff is a graduate of Concordia University Texas where he earned his Bachelor of Arts degree in Kinesiology. During his undergraduate experience at Concordia, he worked primarily with the both men and women's basketball programs, and baseball and softball programs. He also served as a seasonal intern for the Texas Stars, affiliate of the Dallas Stars, in the American Hockey League. In his final season with the team he earned championship accolades as the organization went on to win their first AHL Calder Cup Championship in 2014.

He received his Master of Science degree in Athletic Training from Stephen F. Austin State University, where he worked as the primary graduate student the SFA football program. Jeff also had the opportunity to intern in the NFL with the Houston Texas during the 2016 training camp and preseason.

Previously, Jeff worked four seasons with the Rice Women's Basketball program. He accompanied the team during their record 28 win season while sweeping both the C-USA regular season (16-0) and conference tournament. The team climbed high as No. 21 in the AP Top-25 Poll, and advanced to the NCAA Tournament for the first time in 14 years. Jeff was the primary athletic trainer during the team's 3 consecutive conference championships, post season play, and their most recent WNIT Championship season in 2021.

His professional interests include ACL return to play rehabilitations, blood flow restriction training, and dry needling.

Jeff is currently a member of the National Athletic Training Association (NATA), Southwest Athletic Trainers Association (SWATA), and College Athletics Trainer Society (CATS). Jeff currently resides in Houston, Texas with his wife Taylor and son Jacob.



# TRAVIS EEEVEE

3

5TH YEAR • GUARD • 6-1 • 180  
RANDOLPH, MASS. • VMI

## CAREER HIGHS

Points	36	vs. UTSA (1/1/21)
FG Made	13	vs. UTSA (1/1/21)
FG Att.	21	at Texas (12/12/22)
3-Pt. FG	8	vs. UTSA (1/1/21)
3-Pt. Att.	14	at FIU (2/9/22)
Free Throws	13	vs. UAB (1/8/22)
Free Throw Att.	14	vs. UAB (1/8/22)
Rebounds	8	vs. Incarnate Word (12/16/21)
Assists	8	vs. Incarnate Word (12/16/21)
Steals	4	vs. North Texas (2/4/23)
Blocks	2	at Samford (2/29/20)
Minutes	44	vs. Louisiana Tech (1/5/23)

## 2022-23 SEASON HIGHS

Points	31	vs. Western Michigan (11/19/22)
FG Made	10	at Florida Atlantic (2/9/23)
FG Att.	21	at Texas (12/12/22)
3-Pt. FG	7	vs. St. Thomas (11/10/22)
3-Pt. Att.	10	vs. St. Thomas (11/10/22) vs. Houston Christian (11/21/22) at Texas (12/12/22) at FIU (2/11/23)
Free Throws	10	vs. Western Michigan (11/19/22) at North Texas (1/19/23)
Free Throw Att.	12	vs. Western Michigan (11/19/22)
Rebounds	6	at WKU (12/29/22)
Assists	6	vs. Western Michigan (11/19/22) vs. North American (12/15/22)
Steals	5	vs. North Texas (2/4/23)
Blocks	1	at Pepperdine (11/7/22) at Florida Atlantic (2/9/23) at FIU (2/11/23)
Minutes	44	vs. Louisiana Tech (1/5/23)

## MISCELLANEOUS STATS

CATEGORY	2022-23	CAREER
Double-Figure Scoring	27	94
Double-Figure Rebounds	-	-
Double-Figure Assists	-	-
Double-Doubles	-	-
Led Rice in Scoring	8	24
Led Rice in Rebounding	-	1
Led Rice in Assists	7	21
20-Point Games	11	28
5+ Assists	7	20
3+ three-pointers	12	55

## Career Accolades

- 2020 Big South Conference Freshman of the Year
- 2021 Conference USA Newcomer of the Year
- 2022, 2023 All-Conference USA Honorable Mention
- 2022 Dave Campbell's Texas Basketball All-Texas Honorable Mention
- Conference USA Player of the Week (Jan. 4, 2021)
- 2022-23 The Almanac Second Team Preseason All-Conference USA
- 2021, 2022, 2023 Conference USA Commissioner's Honor Roll
- 2022, 2023 NABC Honors Court

## 2022-23 (Junior)

- All-Conference USA Honorable Mention
- The Almanac Second Team Preseason All-Conference USA
- One of four players to start all 35 games
- Second on the team and 18th in the league with 15.6 points per game
- Second in the league in minutes played (33.9), fifth in field goal percentage (.416), sixth in three-pointers (79), seventh in free throw percentage (.819), and 14th in assists per game (2.7)
- Connected on 34.8% from three
- Second in school history with 239 three-pointers

- Became 13th player in school history with 1,000 career points, 200 rebounds, 200 assists and 100 steals
- Had 27 double-figure scoring games and 11 20-point games
- Had a game-high 27 points on 7-of-10 shooting from three against St. Thomas (11/10)
- The seven three-pointers tied the fourth-most in school history
- Had 17 points and five assists against Georgia Southern (11/18)
- Had game-highs of 31 points and six assists versus Western Michigan
- Scored 20 points against Houston Christian (12/21)
- Had 19 points and five rebounds at Texas (12/12)
- Tied a season-high with six assists versus North American. (12/15)
- Scored a game-high 24 points while setting a season-high six rebounds with a game-high five assists at WKU (12/29)
- Became the 40th player in school history to score 1,000 points
- Scored a game-high 28 points on five three-pointers and added a season-high three steals against Louisiana Tech (1/5)
- Became the third player in school history with 200 three-pointers
- Scored 18 points versus Middle Tennessee (1/11)
- Scored 21 points, including his 1,500th career, and hit the game-winning shot at the buzzer against UTEP (1/14)
- Had 19 points and five assists at UTSA (1/16)
- Scored 10 points on 10-of-11 from the free throw line and had a game-high five assists at North Texas (1/19)
- Recorded 14 points and three assists at Louisiana Tech (2/2)
- Set a career-high with five steals against North Texas (2/4)
- Scored 25 points on five three-pointers at Florida Atlantic (2/9)
- Scored 24 points, hitting four three-pointers at FIU (2/11)
- Had 22 points and five assists versus FIU (3/4)
- Went over 1,700 career points against UTSA (3/8)
- Scored a team-high 20 points versus UAB in C-USA Tournament (3/9)
- Had 17 points and three assists against Duquesne in the first round of the CBI (3/19)
- Scored a team-high 25 points vs. Southern Utah in the CBI quarterfinals (3/20)

## 2021-22 (Sophomore)

- All-Conference USA Honorable Mention
- Dave Campbell's Texas Basketball All-Texas Honorable Mention
- Second on the team and 18th in Conference USA in scoring with 13.6 points per game
- Fourth in the league in three-pointers made per game (2.6) and fifth in three-point field goal percentage (37.9%)
- Second on the team with 2.8 assists while pulling down 3.1 rebounds
- Second on the team with 86 three-pointers, tied for the fourth-most in a season in school history
- His 227 three-point attempts are the fifth-most in a season in school history
- Dating back to 2020-21, connected on at least one three-pointer in 31 consecutive games, the fourth-longest streak in school history
- Led the team with 35 steals
- Tied for the team-lead with 26 double-figure scoring games
- Led the team in scoring and assists nine times
- Recorded five 20-point games
- Scored 24 points and had three assists in the season-opener against Pepperdine (11/9)
- Led the team with 11 points and three assists while pulling down five rebounds at No. 15 Houston (11/12)
- Scored 17 points, had four assists and set a career-high with six rebounds against Southern (11/16)
- Had a team-high 19 points and a career-high tying three steals at New Orleans (11/19)
- Scored 19 points against Evansville (11/22)
- Had 13 points and four assists versus Texas State (11/30)
- Became the 30th player in school history with 100 three-pointers.

- Tied season-highs with 24 points and six three-pointers while setting career-highs with eight rebounds and eight assists against Incarnate Word (12/16)
- Scored a season-high 25 points and was 13-of-14 from the free throw line versus UAB (1/8)
- Had 13 points and a team-high five rebounds at WKU (1/13)
- Scored 22 points and recorded his 1,000th career point at Marshall (1/15)
- Scored 14 points and had a game-high six assists against Old Dominion (1/20)
- Had 13 points, four rebounds and three assists versus Charlotte (1/22)
- Scored 16 points and had a team-high five assists against UTSA (2/3)
- Recorded 16 points and a game-high five assists versus UTEP (2/5)
- Scored 12 points, had five rebounds and a game-high seven assists against Jarvis Christian (2/8)
- Scored a team-high 20 points on six three-pointers at FIU (2/19)
- Scored 19 points on five three-pointers versus Louisiana Tech (2/24)
- Scored 17 points on five three-pointers against Southern Miss (2/26)
- Had 12 points, four rebounds and four assists versus Ohio in the first round of the College Basketball Invitational (3/19)

## 2020-21 (Sophomore)

- Conference USA Newcomer of the Year
- Played and started in 26 games
- Second on the team with 13.7 points per game
- Averaged 2.3 assists per game and 2.2 rebounds per game
- Led the team in steals per game (1.2) and free throw percentage (83.6%)
- Placed second in Conference USA in three-pointer field goal percentage (39.6%) and three-pointers made per game (2.9) and 14th in scoring
- Connected on at least one three-pointer in the final 20 games, currently tied for the 10th longest streak in school history
- Tied for the team lead with 20 double-figure scoring games
- Led the team in scoring seven times
- Had five 20-point games
- Scored 10 points in the season opener at Incarnate Word (11/27)
- Scored a game-high 20 points on five three-pointers against Our Lady of the Lake (11/28)
- Scored 13 points and tied a career-high with three steals versus LeTourneau (12/3)
- Had 10 points and recorded a career-high seven assists at Houston Baptist (12/5)
- Scored 15 points and had two steals against New Mexico (12/13)
- Scored 11 points and grabbed a season-high four rebounds at Sam Houston State (12/19)
- Had a game-high 18 points versus New Orleans (12/21)
- Set career-highs with 36 points, 13 field goals and 8 three-pointers against UTSA (1/1)
- The eight three-pointers tied a school record
- Named Conference USA Co-Player of the Week for his performance (1/4)
- Scored 21 points at UTEP (1/8)
- Had game-highs of 21 points and six assists at UTEP (1/9)
- Scored 14 points against Old Dominion (1/15)
- Scored a team-high 21 points against North Texas (1/29)
- Scored 14 points versus Southern Miss (2/5)
- Had 11 points and tied a season-high with four rebounds against Southern Miss (2/6)
- Scored a game-high 19 points on five three-pointers at WKU (2/12)
- Scored 12 points on four three-pointers versus Southern Miss (3/9).

## 2019-20 (Freshman - VMI)

- Named the Southern Conference Freshman of the Year

# 2023-24 Rice Owls

after leading the team with 12.6 points per game, 1.4 steals per game and an 80.6% free throw percentage

- Also averaged 2.3 rebounds and 2.3 assists
- Connected on 44.1% from the field and 36.2% from three
- Scored in double-figures 21 times and had seven 20-point games, including a season-high 26 points at Duquesne

## Vermont Academy

- Averaged 23 points, four assists, and two steals per game for Vermont Academy in 2018-19 and was named to the All-NEPSAC team
- Set the Vermont Academy single season record for most three-point field goals made in a season with 104
- Finished his BC High career as the school's career leading scorer with over 1,400 points and averaged 21 points, four assists, and two steals per game and was a three-time conference All-Star and twice All-Scholastic honoree
- Played AAU Basketball for Metro Boston
- Honor Roll student

## EVEE'S GAME-BY-GAME STATISTICS 2019-20 (VMI)

Opponent	Date	Min	FG-FGA	3FG-3FGA	FT-FTA	O-D-T	PF	A	TO	B	S	Pts
at East Carolina	11/5	16	1-2	1-2	0-0	2-2-4	2	0	1	0	1	3
MARIST	11/8	15	1-5	1-4	0-0	0-3-3	2	1	1	0	2	3
PRESBYTERIAN	11/11	33	7-10	6-9	0-0	0-3-3	1	0	2	0	0	20
at Arkansas State	11/14	30	4-11	2-7	0-0	0-1-1	3	3	1	0	3	10
vs. Idaho	11/15	18	3-7	1-5	0-0	0-4-4	0	3	0	0	1	7
vs. UC Davis	11/17	36	5-11	1-6	3-3	0-2-2	2	3	2	0	0	14
CHRISTENDOM	11/20	10	1-1	0-0	0-0	0-0-0	0	6	0	0	1	2
at UNC Greensboro	11/24	23	2-7	1-4	0-0	0-1-1	2	1	4	0	3	5
GOUCHER	11/26	21	4-6	3-5	0-0	0-1-1	1	3	1	0	2	11
at Duquesne	12/4	33	9-17	4-10	4-4	1-2-3	1	1	0	1	1	26
STETSON	12/7	26	6-10	5-9	1-1	0-0-0	1	2	0	0	3	18
FERRUM	12/11	29	6-10	3-6	2-5	0-1-1	2	3	0	0	1	17
at Virginia Tech	12/21	37	7-14	6-12	0-0	0-3-3	4	3	7	0	2	20
at USC Upstate	12/29	32	8-14	6-10	3-4	1-1-2	3	5	1	0	2	25
FURMAN	1/1	30	4-8	1-4	0-0	0-2-2	1	3	5	0	1	9
SAMFORD	1/4	28	7-12	6-9	4-4	0-1-1	3	5	2	0	1	24
WESTERN CAROLINA	1/8	32	5-12	0-3	1-2	0-3-3	4	3	3	0	1	11
at East Tennessee State	1/11	34	3-8	1-5	6-6	0-5-4	1	3	0	0	0	13
at Mercer	1/15	33	7-14	3-9	0-0	0-0-0	1	2	4	0	2	17
THE CITADEL	1/18	24	2-6	0-3	2-2	1-1-2	4	1	2	0	0	6
at Wofford	1/22	32	2-6	2-6	6-8	1-4-5	2	1	2	0	0	12
MERCER	1/25	30	3-11	2-9	2-4	0-1-1	3	0	1	0	1	10
at Furman	1/29	33	2-9	0-6	0-0	0-2-2	2	1	1	0	3	4
WOFFORD	2/5	31	2-9	2-8	2-3	1-0-1	1	4	4	0	1	8
at The Citadel	2/8	30	2-10	2-8	0-0	1-2-3	3	2	0	0	0	6
at Chattanooga	2/12	26	4-9	2-6	0-1	0-0-0	1	1	0	0	3	10
EAST TENNESSEE STATE	2/15	33	7-12	5-9	4-4	0-2-2	2	1	4	0	2	23
at Western Carolina	2/19	34	9-15	3-7	4-4	0-2-2	1	4	1	0	1	25
UNC GREENSBORO	2/22	30	5-12	3-9	3-3	1-3-4	4	0	3	0	3	16
CHATTANOOGA	2/26	33	3-11	0-6	0-2	1-3-4	1	5	2	0	1	6
at Samford	2/29	35	5-13	1-7	0-0	1-3-4	2	6	3	2	2	11
vs. Samford	3/6	33	4-10	3-7	4-4	0-3-3	3	3	1	0	1	15
vs. East Tennessee	3/7	35	3-9	1-3	2-2	0-4-4	2	1	1	0	2	9
<b>TOTALS</b>		<b>955</b>	<b>143-324</b>	<b>77-213</b>	<b>53-611</b>	<b>65-76</b>	<b>68</b>	<b>78</b>	<b>62</b>	<b>3</b>	<b>47</b>	<b>416</b>

## 2020-21

Opponent	Date	Min	FG-FGA	3FG-3FGA	FT-FTA	O-D-T	PF	A	TO	B	S	Pts
at Incarnate Word	11/27	32	3-12	2-9	2-2	3-1-4	1	0	0	0	1	10
vs. Our Lady of the Lake	11/28	24	6-10	5-8	3-3	0-1-1	1	3	1	0	1	20
LETOURNEAU	12/3	27	5-8	2-4	1-4	0-3-3	3	2	0	0	3	13
at Houston Baptist	12/5	29	4-11	2-9	0-1	0-1-1	2	7	1	0	1	10
NEW MEXICO	12/13	34	5-13	3-10	2-2	0-1-1	2	1	2	0	2	15
HOUSTON BAPTIST	12/15	28	1-7	0-6	2-2	0-1-1	2	4	2	1	3	4
at Sam Houston	12/19	27	4-9	3-6	0-0	0-4-4	2	3	3	0	0	11
NEW ORLEANS	12/21	29	5-15	4-10	4-4	1-1-2	2	0	0	0	2	18
UTSA	1/1	35	13-19	8-13	2-3	0-2-2	1	4	2	0	1	36
UTSA	1/2	30	4-8	2-5	0-0	0-1-1	4	4	3	0	0	10
at UTEP	1/8	33	6-12	4-8	5-6	0-2-4	2	2	0	0	0	21
at UTEP	1/9	34	7-13	5-8	2-2	0-3-3	1	6	1	0	3	21
OLD DOMINION	1/15	33	4-15	4-12	2-3	0-1-1	1	3	2	0	0	14
OLD DOMINION	1/16	34	4-9	4-8	2-4	0-2-2	2	1	3	0	2	14
NORTH TEXAS	1/29	38	7-14	3-7	4-4	0-0-0	1	0	5	0	1	21
at North Texas	1/31	32	3-9	1-3	2-2	0-1-1	2	2	1	0	0	9
SOUTHERN MISS	2/5	30	5-11	3-5	1-1	0-3-3	2	0	2	0	1	14
SOUTHERN MISS	2/6	37	3-8	3-5	2-2	0-4-4	1	4	3	0	1	11
at WKU	2/12	30	7-17	5-8	0-0	0-4-4	2	2	3	0	1	19
at WKU	2/13	36	3-13	1-6	1-1	1-2-3	0	2	1	1	1	8
at Louisiana Tech	2/26	28	5-15	2-8	0-0	0-2-2	2	1	0	0	1	12
at Louisiana Tech	2/27	36	3-11	1-7	0-0	0-2-2	2	3	0	0	0	7
OUR LADY OF THE LAKE	3/5	24	2-7	1-4	7-7	1-1-2	4	2	2	1	2	12
vs. Southern Miss	3/9	34	4-12	4-9	0-0	0-4-4	1	1	4	0	1	12
vs. Marshall	3/10	33	3-8	1-6	2-2	0-2-2	3	3	1	1	1	9
vs. UAB	3/11	23	2-6	1-3	0-0	0-1-1	2	1	2	0	1	5
<b>TOTALS</b>		<b>810</b>	<b>118-292</b>	<b>74-187</b>	<b>46-55</b>	<b>6-50-56</b>	<b>50</b>	<b>46</b>	<b>4</b>	<b>30</b>	<b>356</b>	

## EVEE'S CAREER STATS

YEAR	GP-GS	MIN/AVG	FG-FGA	PCT	3FG-FGA	PCT	FT-FTA	PCT	OFF-DEF	TOT	AVG	PF-FO	AST	TO	BLK	STL	PTS	AVG
2019-20*	33-22	955/28.9	143-324	.441	77-213	.362	53-66	.803	11-65	76	2.3	68-0	78	62	3	47	416	12.6
2020-21	26-26	810/31.2	118-292	.404	74-187	.396	46-55	.836	6-50	56	2.2	50-0	61	46	4	30	356	13.7
2021-22	33-32	1068/32.4	146-343	.426	86-227	.379	71-85	.835	10-92	102	3.1	73-1	92	63	3	35	449	13.6
2022-23	35-35	1186/33.9	177-425	.416	79-227	.348	113-138	.819	9-60	69	2.0	81-1	94	70	3	41	546	15.6
<b>TOTAL</b>	<b>127-115</b>	<b>4016/31.6</b>	<b>584-1384</b>	<b>.422</b>	<b>316-854</b>	<b>.370</b>	<b>283-344</b>	<b>.823</b>	<b>36-267</b>	<b>303</b>	<b>2.4</b>	<b>272-2</b>	<b>325</b>	<b>241</b>	<b>13</b>	<b>153</b>	<b>1767</b>	<b>13.9</b>

\*stats from VMI

## 2021-22

Opponent	Date	Min	FG-FGA	3FG-3FGA	FT-FTA	O-D-T	PF	A	TO	B	S	Pts
PEPPERDINE	11/9	24	8-13	6-10	2-3	0-1-1	0	3	2	0	2	24
at Houston	11/12	30	3-10	3-9	2-2	0-5-5	3	3	0	0	1	11
SOUTHERN	11/16	24	7-10	3-4	0-0	1-5-6	3	4	3	0	1	17
at New Orleans	11/19	35	6-13	3-9	4-4	1-2-3	4	2	6	1	3	19
vs. Evansville	11/22	40	6-10	3-7	4-4	0-2-2	5	1	3	0	2	19
vs. Oakland	11/23	35	3-9	2-6	3-4	2-2-4	3	2	0	0	0	11
vs. Fordham	11/24	27	4-9	3-8	1-2	1-1-2	1	1	1	0	0	12
TEXAS STATE	11/30	31	5-10	3-7	0-0	0-3-3	3	4	3	1	1	13
JARVIS CHRISTIAN	12/4	18	2-5	2-4	1-2	0-1-1	2	3	0	0	2	7
at Houston Baptist	12/11	27	3-7	3-5	0-0	0-4-4	3	2	0	0	0	9
INCARNATE WORD	12/16	26	9-13	6-8	0-0	1-7-8	1	8	1	0	0	24
at North Texas	1/1	25	1-2	0-1	4-4	0-2-2	1	2	1	0	0	6
MIDDLE TENNESSEE	1/6	29	4-10	1-6	3-4	0-6-6	4	1	0	0	1	12
UAB	1/8	36	5-13	2-7	13-14	0-2-2	2	3	4	0	0	25
at WKU	1/13	33	4-10	3-8	2-2	0-2-2	1	5	2	0	1	13
at Marshall	1/15	37	9-13	3-4	1-2	1-3-4	1	1	3	0	0	22
OLD DOMINION	1/20	36	4-12	2-8	4-4	1-3-4	2	6	4	0	1	14
CHARLOTTE	1/22	38	4-9	3-6	2-2	0-4-4	2	3	2	0	1	13
at Louisiana Tech	1/27	30	2-6	1-5	0-0	0-1-1	0	1	2	1	1	5
at Southern Miss	1/29	35	4-13	2-10	4-4	0-1-1	1	2	0	0	2	14
UTSA	2/3	33	7-11	2-4	0-0	0-4-4	0	5	1	0	0	16
UTEP	2/5	37	5-12	2-7	3-4	0-2-2	2	5	2	0	1	16
JARVIS CHRISTIAN	2/8	30	5-11	3-7	0-0	1-4-5	1	7	2	0	4	12
NORTH TEXAS	2/12	35	3-11	2-6	4-4	0-3-3	4	0	2	0	1	12
at UAB	2/17	29	4-9	2-7	2-2	0-3-3	3	0	3	0	0	12
at FIU	2/19	37	7-18	6-14	0-0	0-1-1	4	3	0	0	1	20
LOUISIANA TECH	2/24	38	7-18	5-12	0-0	0-1-1	2	1	1	0	2	19
SOUTHERN MISS	2/26	33	6-16	5-14	0-2	0-3-3	1	3	1	0	2	17
at UTEP	3/3	31	0-6	0-4	0-0	1-1-2	3	4	1	0	0	0
at UTSA	3/5	38	3-9	2-6	2-3	0-4-4	3	2	3	0	1	10
vs. Charlotte	3/9	39	0-6	0-4	8-11	0-2-2	2	0	2	0	2	8
vs. North Texas	3/10	35	2-5	1-2	0-0	0-3-3	3	1	2	0	1	5
vs. Ohio	3/19	34	4-14	2-8	2-2	0-4-4	3	4	3	0	1	12
<b>TOTALS</b>		<b>1070</b>	<b>146-343</b>	<b>86-227</b>	<b>71-85</b>	<b>10-92</b>	<b>10273</b>	<b>92</b>	<b>63</b>	<b>3</b>	<b>35</b>	<b>449</b>

## 2022-23

Opponent	Date	Min	FG-FGA	3FG-3FGA	FT-FTA	O-D-T	PF	A	TO	B	S	Pts
at Pepperdine	11/7	29	4-15	2-9	0-0							



# MAX FIEDLER

15

5TH YEAR • FORWARD • 6-11 • 230  
INDIALANTIC, FLA. • MELBOURNE HS

## CAREER HIGHS

Points	30	vs. Evansville (11/22/21)
FG Made	12	at UTSA (1/16/23)
FG Att.	15	vs. Evansville (11/22/21) at Louisiana Tech (2/2/23)
3-Pt. FG	1	vs. Jarvis Christian (12/4/21) vs. Jarvis Christian (2/8/22)
3-Pt. Att.	1	vs. Liberty (11/23/19) vs. Our Lady of the Lake (11/28/20) vs. LeTourneau (12/3/20) at Houston Baptist (12/5/20) vs. New Mexico (12/13/20) vs. Jarvis Christian (12/4/21) vs. Jarvis Christian (2/8/22) vs. North Texas (2/12/22) vs. Louisiana Tech (2/24/22) vs. St. Thomas (11/10/22) at Middle Tennessee (11/15/22) vs. Georgia Southern (11/18/22) at UTEP (12/31/22)
Free Throws	8	vs. Evansville (11/22/21)
Free Throw Att.	12	vs. Evansville (11/22/21)
Rebounds	16	vs. Houston Baptist (12/15/20) vs. Southern Utah (3/20/23)
Assists	11	at UTSA (1/16/23)
Steals	4	vs. Southern Miss (3/9/21) vs. UTSA (2/3/22) vs. UTEP (1/14/23)
Blocks	6	at Houston Baptist (12/11/21)
Minutes	45	vs. Evansville (11/22/21)

## 2022-23 SEASON HIGHS

Points	24	at UTSA (1/16/23)
FG Made	12	at UTSA (1/16/23)
FG Att.	15	at Louisiana Tech (2/2/23)
3-Pt. FG		N/A
3-Pt. Att.	1	vs. St. Thomas (11/10/22) at Middle Tennessee (11/15/22) vs. Georgia Southern (11/18/22) at UTEP (12/31/22)
Free Throws	5	at Louisiana Tech (2/2/23)
Free Throw Att.	6	at Louisiana Tech (2/2/23) vs. UAB (3/9/23)
Rebounds	16	vs. Southern Utah (3/20/23)
Assists	11	at UTSA (1/16/23)
Steals	4	vs. UTEP (1/14/23)
Blocks	5	vs. Charlotte (1/26/23)
Minutes	42	at Texas (12/12/22)

## MISCELLANEOUS STATS

CATEGORY	2022-23	CAREER
Double-Figure Scoring	22	54
Double-Figure Rebounds	10	36
Double-Figure Assists	1	1
Double-Doubles	8	25
Led Rice in Scoring	1	9
Led Rice in Rebounding	19	66
Led Rice in Assists	23	49
20-Point Games	4	7
5+ Assists	20	36
3+ blocks	3	8

## Career Accolades

- 2023-24 Preseason Second Team All-AAC
- 2023-24 The Almanac's Preseason First Team All-AAC
- 2023 Second Team All-Conference USA
- 2023 NABC Second Team All-District
- 2023 Dave Campbell's All-Texas Honorable Mention
- 2023 Conference USA Player of the Week (Jan. 23)
- 2021, 2022, 2023 Conference USA All-Academic Team
- 2021, 2022, 2023 Conference USA Men's Basketball Scholar-Athlete of the Year
- 2020, 2021, 2022, 2023 Conference USA Commissioner's Honor Roll
- 2020, 2021, 2022, 2023 Conference USA Academic Medal
- 2022, 2023 NABC Honors Court
- 2023 College Sports Communicators Academic All-District

## 2022-23 (Junior)

- Second Team All-Conference USA
- NABC Second Team All-District
- Dave Campbell's All-Texas Honorable Mention
- C-USA Player of the Week (1/23)
- C-USA All-Academic Team
- College Sports Communicators Academic All-District
- Started all 35 games
- Averaged 11.1 points, 7.6 rebounds and 5.0 assists
- Led all of college basketball in field goal percentage, connecting on 73.5% from the field, which set the Rice and Conference USA single-season records
- Led C-USA in assists, assist-to-turnover ratio (2.1), and offensive rebounds (3.1)
- Fourth in rebounds, eighth in blocks (1.1), and 13th in minutes played (30.4)
- 174 assists are the second-most in a season in school history

- First Division 1 player in the last 30 years to average at least 11.0 points, 7.5 rebounds and 4.5 assists and connect on 73.5% from the floor
- First player in school history with 1,000 career points, 800 rebounds and 400 assists
- First player in school history with three straight seasons of 300 points, 200 rebounds and 100 assists
- Set the Conference USA career record for field goal percentage (65.6%)
- Led the team in assists 25 times and rebounding 19 times
- Had 22 double-figure scoring games and 11 10+ rebounding games
- Had a team-high eight double-doubles
- Four 20-point games
- Scored 16 points against Western Michigan (11/19)
- Had nine rebounds and seven assists versus Houston Christian (11/21)

- Recorded nine points, eight rebounds and eight assists against Prairie View A&M (11/30)
- Notched his first double-double of the season at Texas State (12/4) with 12 points and 10 rebounds while adding five assists
- Scored 10 points and had eight rebounds and a game-high seven assists at No. 7 Texas (12/12)
- Scored 22 points with eight rebounds and five assists versus Northwestern State (12/17)
- Scored 10 points and had 10 rebounds against Jarvis Christian (12/19)

- Recorded 15 points and 10 rebounds at WKU (12/29)
- Grabbed 14 rebounds and had six assists versus Louisiana Tech (1/5)
- Scored 12 points on five-of-five shooting versus UTEP (1/14)
- Became the second player in school history to record a triple-double with a season-high 24 points (12-of-14), 13 rebounds and a career-high 11 assists at UTSA (1/16)
- Was also the first Division I player in the last 10 years with a 20-point triple-double on 85% shooting
- Scored 18 points with four rebounds and four assists at North Texas (1/19)
- Recorded five assists and five blocks against Charlotte (1/26)

- Pulled down 12 rebounds versus UAB (1/28)
- Scored a game-high 23 points with 11 rebounds and four assists at Louisiana Tech (2/2)
- Had 10 points, 13 rebounds, eight assists and three blocks against UTSA (2/16)
- Became the 41st player to score 1,000 career points at Charlotte (2/25)
- Scored 10 points and had team-highs of eight assists and seven rebounds versus FIU (3/4)
- Had 14 points and a team-high five assists against UAB in the C-USA Tournament (3/9)
- Scored 16 points on 8-of-9 shooting and had a game-high seven rebounds vs. Duquesne in the first round of the CBI (3/19)
- Scored 22 points and tied a career-high with 16 rebounds against Southern Utah in the CBI Quarterfinals (3/20)

## 2021-22 (Sophomore)

- Conference USA's Men's Basketball Scholar-Athlete of the Year
- Named to Conference USA All-Academic Team
- NABC Honors Court
- One of two players to start all 33 games
- Third on the team with 9.9 points per game
- Led the team with 7.7 rebounds (third in C-USA) and 3.5 assists (10th in C-USA)
- Second on the team in field goal percentage, connecting on 57.5%
- Tied for fourth in the league with nine double-doubles
- Fifth in the conference in defensive rebounds (5.3), sev-

enth in assist-to-turnover ratio (1.7) and eighth in offensive rebounds (2.4)

- Led the team in rebounding 21 times and assists 13 times
- Had 14 double-figure scoring and 11 double-figure rebounding games
- Led the team with 25 blocks
- Scored nine points and grabbed a game-high 13 rebounds in the season-opening win against Pepperdine (11/9)
- Grabbed a team-high seven rebounds at No. 15 Houston (11/12)
- Recorded first double-double of the year with a season-high 17 points and 11 rebounds while adding three blocks and three assists against Southern (11/16)
- Had 12 points and 12 rebounds while assisting on seven others at New Orleans (11/19)
- Set career-highs of 30 points, 11 field goals, 8 free throws and 45 minutes played against Evansville (11/22)
- Had team-highs of eight rebounds and four assists versus Oakland (11/23)
- Had game-highs of nine rebounds and six assists against Texas State (11/30)
- Had 12 points and 10 rebounds while hitting his first career three-pointer against Jarvis Christian (12/4)
- Had eight rebounds and seven assists at Houston Baptist (12/11) while tying the school record with six blocks
- Recorded 11 points, six rebounds and four assists at Marshall (1/15)
- Grabbed a team-high 10 rebounds at Louisiana Tech (1/27)
- Recorded a double-double at Southern Miss (1/29), scoring 14 points on 5-of-5 shooting while grabbing 10 rebounds
- Scored a game-high 22 points while adding four assists and tying a career-high with four steals against UTSA (2/3)
- Had 12 points and a game-high eight rebounds versus UTEP (2/5) while becoming the 27th player in school history with 500 career rebounds
- Led the team with 16 points and 11 rebounds and added six assists against Jarvis Christian (2/8)
- Had game-highs of eight rebounds and seven assists at FIU (2/19)
- Scored 19 points and had five assists versus Louisiana Tech (2/24)
- Recorded 13 points, a season-high 14 rebounds, and five assists against Southern Miss (2/26)
- Scored 13 points and grabbed 10 rebounds while tying a season-high with seven assists at UTEP (3/3)
- Had 11 points, 10 rebounds and four assists at UTSA (3/5)
- Became the first player in school history to record back-to-back seasons of 300 points, 200 rebounds and 100 assists
- Scored 16 points and had team-highs of eight rebounds and six assists against Charlotte in the second round of the Conference USA Tournament (3/9)

## 2020-21 (Sophomore)

- Conference USA's Men's Basketball Scholar-Athlete of the Year
- Named to Conference USA All-Academic Team
- Only player to start all 28 games
- Third on the team with 11.2 points per game
- Led the team with 8.8 rebounds per game and 3.6 assists per game
- First player in school history to average 11.0 points 8.5 rebounds and 3.5 assists in a season
- Third player in school history to lead the team in rebounds and assists
- Second player in school history with 300 points, 200 rebounds and 100 assists in a season
- Set a Rice single-season record for field goal percentage, connecting on 67.5%
- Second in Conference USA in rebounding (8.8), defensive rebounds (5.7) and offensive rebounds (3.0)
- Third in double-doubles (8), eighth in assists per game (3.6), 10th in assist-to-turnover ratio (1.4) and 11th in blocks per game (0.8)
- Led the team in rebounding 22 times, assists 15 times and scoring five times
- Recorded 18 double-figure scoring games and 12 double-figure rebounding games
- Had eight double-doubles while leading the team with 12 dunks
- Recorded first career double-double in the season-opener at Incarnate Word (11/27) with 14 points and 13 rebounds
- Had 12 points and 10 rebounds against Our Lady of the Lake (11/28)
- Scored 16 points while leading the team with 11 rebounds and four assists versus LeTourneau (12/3)
- Became the first player to record double-doubles in the first three games of the season since Arsalan Kazemi in 2010-11
- Grabbed a career-high 16 rebounds against Houston Baptist (12/15)
- Scored 10 points and had a game-high eight rebounds at Sam Houston State (12/19)
- Had 12 rebounds and five assists versus New Orleans (12/21)
- Recorded 12 points, 11 rebounds, three steals and set a career-high with eight assists against UTSA (1/1)
- Scored 18 points on 8-of-8 shooting versus UTSA (1/2)
- Scored a career-high 22 points on 10-of-11 shooting at UTEP (1/8)
- Had 19 points and 13 rebounds at UTEP (1/9)
- Grabbed a game-high 12 rebounds and tied a career-high with eight assists against Old Dominion (1/15)
- Pulled down a game-high nine rebounds at UAB (1/22)
- Recorded 12 points and 10 rebounds at UAB (1/23)
- Had 16 points, eight rebounds and five assists against

# 2023-24 Rice Owls

## FIEDLER'S GAME-BY-GAME STATISTICS

### 2019-20

Opponent	Date	Min	FG-FGA	3FG-3FGA	FT-FTA	O-D-T	PF	A	TO	B	S	Pts
Arkansas	11/5	7	2-3	0-0	0-0	0-2-2	0	0	0	0	0	4
PENN	11/9	22	4-5	0-0	0-0	3-8-11	3	3	0	3	0	8
WAYLAND BAPTIST	11/10	18	2-5	0-0	4-4	3-9-12	1	0	3	1	0	8
at Northwestern State	11/12	14	1-3	0-0	0-0	1-2-3	2	0	2	2	0	2
at UC Santa Barbara	11/16	15	4-4	0-0	1-2	1-3-4	2	0	3	0	0	9
HOUSTON	11/19	18	1-1	0-0	0-1	3-4-7	1	1	1	0	0	2
vs. Milwaukee	11/22	22	2-3	0-0	0-1	1-9-10	4	1	3	1	2	4
vs. Liberty	11/23	23	0-2	0-1	0-0	0-2-2	1	0	0	0	0	0
vs. East Carolina	11/24	18	2-3	0-0	0-0	2-4-6	5	0	0	1	2	4
at Lamar	12/7	10	0-1	0-0	0-0	2-1-3	2	1	0	1	0	0
HOUSTON BAPTIST	12/14	11	2-2	0-0	0-0	1-2-3	3	1	1	0	0	4
ST. THOMAS	12/19	13	2-2	0-0	0-0	4-3-7	1	1	1	2	0	4
SAM HOUSTON STATE	12/29	12	1-2	0-0	0-0	0-2-2	2	0	0	0	0	2
at Marshall	1/2	11	0-1	0-0	0-0	0-2-2	3	1	1	0	1	0
FLORIDA ATLANTIC	1/9	8	1-3	0-0	0-0	0-1-4	4	0	0	0	0	2
at Louisiana Tech	1/16	10	0-1	0-0	0-0	1-1-2	0	1	1	0	0	0
at North Texas	1/20	8	0-0	0-0	0-0	0-0-0	1	1	0	1	1	0
UTSA	1/25	6	0-2	0-0	0-0	1-3-4	1	2	1	1	0	0
CHARLOTTE	2/15	1	0-0	0-0	0-0	0-0-0	0	0	0	0	0	0
MIDDLE TENNESSEE	3/1	1	0-0	0-0	0-0	0-1-1	0	0	0	0	0	0
<b>TOTALS</b>		<b>248</b>	<b>24-43</b>	<b>0-1</b>	<b>5-8</b>	<b>23-59-82</b>	<b>33</b>	<b>13</b>	<b>17</b>	<b>13</b>	<b>6</b>	<b>53</b>

### 2020-21

Opponent	Date	Min	FG-FGA	3FG-3FGA	FT-FTA	O-D-T	PF	A	TO	B	S	Pts
at Incarnate Word	11/27	29	6-9	0-0	2-4	3-10-13	3	4	3	1	1	14
vs. Our Lady of the Lake	11/28	19	3-6	0-1	6-7	3-7-10	1	3	1	1	0	12
LETOURNEAU	12/3	21	8-11	0-1	0-0	5-6-11	0	4	3	0	0	16
at Houston Baptist	12/5	24	5-8	0-1	0-1	1-3-4	4	3	2	0	2	10
NEW MEXICO	12/13	29	1-5	0-1	0-0	2-4-6	1	2	3	0	0	2
HOUSTON BAPTIST	12/15	26	3-5	0-0	2-2	10-6-16	2	4	0	0	1	8
at Sam Houston	12/19	25	2-9	0-0	0-0	6-2-8	0	3	3	1	2	10
NEW ORLEANS	12/21	27	5-2	0-0	3-4	5-7-12	0	6	3	2	1	7
UTSA	1/1	33	5-6	0-0	2-2	2-9-11	2	8	2	1	3	12
UTSA	1/2	27	8-8	0-0	2-4	2-2-4	3	4	4	2	2	18
at UTEP	1/8	34	10-11	0-0	2-2	4-1-5	1	7	1	0	0	22
at UTEP	1/9	32	9-17	0-0	1-2	3-10-13	2	2	4	1	0	19
OLD DOMINION	1/15	33	3-4	0-0	0-1	7-5-12	0	8	1	0	1	6
OLD DOMINION	1/16	27	2-3	0-0	1-1	2-6-8	2	5	3	2	1	5
at UAB	1/22	24	2-4	0-0	0-0	1-8-9	1	4	4	0	0	4
at UAB	1/23	32	6-9	0-0	0-0	2-8-10	0	2	3	0	2	12
NORTH TEXAS	1/29	29	5-6	0-0	2-2	4-4-8	4	3	2	2	0	12
at North Texas	1/31	26	8-12	0-0	2-2	3-5-8	1	2	1	1	1	18
SOUTHERN MISS	2/5	26	4-5	0-0	0-0	1-6-7	3	3	2	2	0	8
SOUTHERN MISS	2/6	28	6-9	0-0	4-5	2-6-8	3	5	2	2	1	16
at WKU	2/12	29	1-2	0-0	0-0	3-6-9	5	4	3	4	2	2
at WKU	2/13	27	5-6	0-0	0-0	1-1-2	2	0	3	0	0	10
at Louisiana Tech	2/26	6	1-2	0-0	0-0	1-0-1	0	0	0	0	0	2
at Louisiana Tech	2/27	26	4-7	0-0	2-2	4-6-10	4	3	3	0	0	10
OUR LADY OF THE LAKE	3/5	34	3-6	0-0	3-5	3-9-12	0	4	3	0	0	9
vs. Southern Miss	3/9	38	8-10	0-0	1-3	3-8-11	3	2	4	0	4	17
vs. Marshall	3/10	36	7-10	0-0	1-2	1-8-9	1	2	4	0	1	15
vs. UAB	3/11	37	7-14	0-0	4-6	1-7-8	2	3	5	0	0	18
<b>TOTALS</b>		<b>784</b>	<b>137-203</b>	<b>0-4</b>	<b>40-57</b>	<b>85-160-245</b>	<b>50</b>	<b>100</b>	<b>72</b>	<b>22</b>	<b>25</b>	<b>314</b>

#### Southern Miss (2/6)

- Recorded nine rebounds and a career-high four blocks at WKU (2/12)
- Had 10 points and 10 rebounds at Louisiana Tech (2/27)
- Pulled down a game-high 12 rebounds versus Our Lady of the Lake (3/5)
- Had game-highs of 17 points and 11 rebounds with a career-high four steals against Southern Miss in the first round of the Conference USA Tournament (3/9)
- Scored 15 points and grabbed a game-high nine rebounds against Marshall in the C-USA Tournament second round (3/10)
- Had team-highs of 18 points and eight rebounds versus UAB in the quarterfinals (3/11).

#### 2019-20 (Freshman)

- Played in 20 games, making seven starts
- Scored 53 points and grabbed 82 rebounds
- Second on the team with 13 blocks
- Fourth on the team with 4.1 rebounds per game
- Led the team in rebounds four times
- Recorded three double-figure rebounding games
- Saw first career action at Arkansas (11/5), scoring four points and grabbing two rebounds
- Scored eight points, grabbed 11 rebounds and had a season-high three blocks versus Penn (11/9)
- Scored eight points and grabbed a season-high 12 rebounds against Wayland Baptist (11/10)
- Scored a season-high nine points at UC Santa Barbara (11/16)
- Had a team-high seven rebounds versus Houston (11/19)
- Made first career start against Milwaukee (11/22), grabbing 10 rebounds
- Grabbed six rebounds versus East Carolina (11/24) and seven against St. Thomas (12/19).

#### Melbourne High School

- Named the Florida Dairy Farmers Class 8A Player of the Year and All-Cape Coast Conference
- Was a finalist for Florida's "Mr. Basketball"
- Averaged 21.6 points, 14.3 rebounds and 2.5 blocks as a senior
- Helped the Bulldogs to a 25-5 record
- Led Melbourne High School to the District 6-8A championship and a spot in the FHSAA playoffs
- As a junior, led the Bulldogs to a 15-12 record, a district championship and a spot in the regional semifinals
- Averaged 18 points, 12 rebounds and four assists
- Named First Team All-Cape Coast Conference and Team Most Valuable Player.

### FIEDLER'S CAREER STATS

YEAR	GP-GS	MIN/AVG	FG-FGA	PCT	3FG-FGA	PCT	FT-FTA	PCT	OFF-DEF	TOT	AVG	PF-FO	AST	TO	BLK	STL	PTS	AVG
2019-20	20-7	248/12.4	24-43	.558	0-1	.000	5-8	.625	23-59	82	4.1	33-1	13	17	13	6	53	2.7
2020-21	28-28	784/28.0	137-203	.675	0-4	.000	40-57	.702	85-160	245	8.8	50-1	100	72	22	25	314	11.2
2021-22	33-33	838/25.4	131-228	.575	2-4	.500	64-90	.711	79-175	254	7.7	55-2	115	67	25	28	328	9.9
2022-23	35-35	1065/30.4	175-238	.735	0-4	.000	40-68	.588	108-159	267	7.6	87-2	174	85	38	27	390	11.1
<b>TOTAL</b>	<b>116-103</b>	<b>2934/25.3</b>	<b>467-712</b>	<b>.656</b>	<b>2-13</b>	<b>.154</b>	<b>149-223</b>	<b>.668</b>	<b>295-553</b>	<b>848</b>	<b>7.3</b>	<b>225-6</b>	<b>402</b>	<b>241</b>	<b>98</b>	<b>86</b>	<b>1085</b>	<b>9.4</b>

### 2021-22

Opponent	Date	Min	FG-FGA	3FG-3FGA	FT-FTA	O-D-T	PF	A	TO	B	S	Pts
PEPPERDINE	11/9	24:18	4-4	0-0	1-2	4-9-13	1	3	2	1	0	9
at Houston	11/12	22:14	1-3	0-0	0-0	2-5-7	4	1	3	0	0	2
SOUTHERN	11/16	32:28	7-10	0-0	3-5	1-10-11	3	3	1	3	0	17
at New Orleans	11/19	34:12	5-7	0-0	2-2	1-11-12	1	7	4	3	1	12
vs. Evansville	11/22	45:21	11-15	0-0	8-12	3-9-12	2	6	4	0	0	30
vs. Oakland	11/23	25:30	2-5	0-0	0-0	2-6-8	2	4	3	0	1	4
vs. Fordham	11/24	19:00	3-8	0-0	1-1	2-3-5	5	2	2	1	1	7
TEXAS STATE	11/30	29:27	3-4	0-0	3-6	3-6-9	5	6	1	0	3	9
JARVIS CHRISTIAN	12/4	19:40	4-4	1-1	3-3	3-7-10	1	1	2	0	1	12
at Houston Baptist	12/11	27:04	1-5	0-0	2-2	2-6-8	4	7	4	6	0	4
INCARNATE WORD	12/16	18:27	4-7	0-0	0-0	2-5-7	2	3	2	1	1	8
at North Texas	1/1	20:32	2-7	0-0	1-2	1-3-4	0	0	1	0	1	5
MIDDLE TENNESSEE	1/6	24:35	2-2	0-0	0-0	2-7-9	0	0	4	1	1	4
UAB	1/8	17:05	2-5	0-0	0-0	2-3-5	0	3	3	1	0	4
at WKU	1/13	19:32	1-3	0-0	1-2	2-4-6	0	5	1	1	0	3
at Marshall	1/15	25:25	5-9	0-0	1-2	3-3-6	1	4	2	0	0	11
OLD DOMINION	1/20	22:04	4-7	0-0	0-0	3-3-6	1	2	0	0	0	8
CHARLOTTE	1/22	20:18	3-6	0-0	2-2	2-3-5	0	0	3	1	2	8
at Louisiana Tech	1/27	16:37	3-6	0-0	0-0	5-5-10	2	3	1	0	0	6
at Southern Miss	1/29	33:09	5-5	0-0	4-6	1-9-10	1	4	2	0	0	14
UTSA	2/3	26:18	8-13	0-0	6-7	0-2-2	0	4	1	0	4	22
UTEP	2/5	23:07	6-12	0-0	0-0	4-4-8	2	2	1	0	1	12
JARVIS CHRISTIAN	2/8	24:08	6-8	1-1	3-4	4-7-11	1	6	1	1	0	16
NORTH TEXAS	2/12	27:49	3-10	0-1	0-0	1-4-5	0	3	3	0	0	6
at UAB	2/17	20:56	3-5	0-0	1-2	1-3-4	1	1	2	1	2	7
at FIU	2/19	29:36	3-5	0-0	0-2	2-6-8	3	7	0	2	0	6
LOUISIANA TECH	2/24	26:41	6-11	0-1	7-8	1-1-2	2	5	1	0	0	19
SOUTHERN MISS	2/26	37:36	3-6	0-0	7-10	6-8-14	1	5	2	0	2	13
at UTEP	3/3	30:26	5-6	0-0	3-4	2-8-10	4	7	2	0	2	13
at UTSA	3/5	25:17	4-5	0-0	3-4	4-6-10	1	4	5	0	2	11
vs. Charlotte	3/9	29:45	5-7	0-0	2-2	4-4-8	2	6	1	1	1	12
vs. North Texas	3/10	18:17	3-10	0-0	0-0	1-2-3	1	0	1	0	1	6
vs. Ohio	3/19	21:45	4-8	0-0	0-0	3-3-6	2	1	2	1	1	8
<b>TOTALS</b>		<b>838</b>	<b>131-228</b>	<b>2-4</b>	<b>64</b>	<b>9079-175-25455115</b>	<b>67</b>	<b>25</b>	<b>28</b>	<b>25</b>	<b>328</b>	<b>838</b>

### 2022-23

Opponent	Date	Min	FG-FGA	3FG-3FGA	FT-FTA	O-D-T	PF	A	TO	B	S	Pts
at Pepperdine	11/7	26:55	3-6	0-0	0-2	2-3-5	1	5	0	0	0	6
ST. THOMAS	11/10	20:58	4-7	0-1	0-0	1-3-4	2	5	2	1	2	8
at Middle Tennessee	11/15	19:19	0-1	0-1	0-0	1-4-5	2	2	6	1	0	0
GEORGIA SOUTHERN	11/18	28:07	4-6	0-1	1-2	1-8-9	2	8	2	2	0	9
WESTERN MICHIGAN	11/19	34:31	8-11	0-0	0-1	3-4-7	2	3	1	1	3	16
HOUSTON CHRISTIAN	11/21	35:04	3-3	0-0	0-0	1-8-9	3	7	2	0	1	6
PRAIR												



# ALEM HUSEINOVIC

23

SENIOR • GUARD • 6-4 • 185

ZENICA, BOSNIA AND HERZEGOVINA • NEVADA

## CAREER HIGHS

Points	24	vs. Georgia Southern (11/18/22)
FG Made	9	vs. Georgia Southern (11/18/22)
FG Att.	13	vs. Georgia Southern (11/18/22)
3-Pt. FG	4	vs. Georgia Southern (11/18/22)
3-Pt. Att.	8	vs. Georgia Southern (11/18/22)
Free Throws	4	vs. Pacific (11/30/20)
Free Throw Att.	4	vs. Pacific (11/30/20)
		vs. Western Michigan (11/19/22)
Rebounds	6	vs. North American (12/15/22)
Assists	3	vs. William Jessup (12/7/20)
		vs. North American (12/15/22)
Steals	2	vs. Fresno State (1/21/22)
		at Pepperdine (11/7/22)
		vs. Jarvis Christian (12/19/22)
		at UAB (2/23/23)
Blocks	N/A	
Minutes	31	at Texas (12/12/22)

## 2022-23 SEASON HIGHS

Points	24	vs. Georgia Southern (11/18/22)
FG Made	9	vs. Georgia Southern (11/18/22)
FG Att.	13	vs. Georgia Southern (11/18/22)
3-Pt. FG	4	vs. Georgia Southern (11/18/22)
3-Pt. Att.	8	vs. Georgia Southern (11/18/22)
Free Throws	2	at Middle Tennessee (11/15/22)
		vs. Georgia Southern (11/18/22)
		vs. Western Michigan (11/19/22)
		vs. Northwestern State (12/17/22)
		vs. Louisiana Tech (1/5/23)
		vs. Charlotte (1/26/23)
		at UAB (2/23/23)
Free Throw Att.	4	vs. Western Michigan (11/19/22)
Rebounds	6	vs. North American (12/15/22)
Assists	3	vs. North American (12/15/22)
Steals	2	at Pepperdine (11/7/22)
		vs. Jarvis Christian (12/19/22)
		at UAB (2/23/23)
Blocks	N/A	
Minutes	31	at Texas (12/12/22)

## MISCELLANEOUS STATS

CATEGORY	2022-23	CAREER
Double-Figure Scoring	1	1
Double-Figure Rebounds	-	-
Double-Figure Assists	-	-
Double-Doubles	-	-
Led Rice in Scoring	1	1
Led Rice in Rebounding	-	-
Led Rice in Assists	-	-
20-Point Games	1	1
5+ Assists	-	-
3+ three-pointers	1	1

## Career Accolades

- 2023 Conference USA Commissioner's Honor Roll

## 2022-23 (Junior)

- Played in 34 games
- Averaged 5.3 points
- Connected on 45.9% from the field and was third on the team in three-point field goal percentage (36.6%)
- Two double-figure scoring games
- Was the first player off the bench 25 times
- Scored eight points at Middle Tennessee (11/15)
- Scored a career-high 24 points on four three-pointers against Georgia Southern (11/18)
- Played a career-high 31 minutes at Texas (12/12), scoring 10 points
- Set a career-high with six rebounds versus North American (12/15)

## 2021-22 (Sophomore - Nevada)

- Played in 22 games, with one start
- Averaged 8.3 minutes a game, scored 28 points
- Came off the bench to score a career-high eight points on 4-of-6 shooting, and grabbed three rebounds, against George Mason (Nov. 23)
- Scored five points, went 2-for-3 from the line in win over New Mexico (Jan. 1)
- Went 3-for-3 from the line, scored five points against Utah State (Jan. 29)

## 2020-21 (Freshman - Nevada)

- Appeared in 21 games, averaging 1.9 points over 7.6 minutes per game
- Scored seven points, was a perfect 4-for-4 from the line, against Pacific (Nov. 30)
- Passed out three assists with five points against William Jessup (Dec. 7)
- Splashed a 3-pointer in Mountain West semifinal against San Diego State (March 12).

## Phoenix Prep

- Helped the PHHoenix Prep Fire coached by John Ortega to a 35-15 record his senior year competing in the Grind Session
- The Fire were one-of-20 teams that qualified for the Grind Session World Championships
- Averaged 14.5 points, 3.3 rebounds and 3.4 assists his senior season at PHHoenix Prep
- From behind the arc he shot 43 percent and 91 percent at the free throw line for the Fire
- As a junior he helped Chaparral High School in Phoenix to the 6A Arizona state championship
- In the state championship game he scored 18 points
- Averaged 14.2 points and 1.9 rebounds per game as a junior at CHS.

## International

- Internationally he played for his home country of Bosnia & Herzegovina
- Helped Bosnia & Herzegovina to the gold medal game at the FIBA U16 European Championships
- Named an All-Star 5 at the FIBA European Championships along with being selected the Most Outstanding Player
- Helped his country to the silver medal at the U16 FIBA European Championships.

## Personal

- Parents: Amir and Fadila Huseinovic
- Career highlight was leading Bosnia & Herzegovina to the gold medal game at the FIBA U15 European Championships
- Rice Major: Undeclared.

# 2023-24 Rice Owls

## HUSEINOVIC'S GAME-BY-GAME STATISTICS

### 2020-21 (Nevada)

Opponent	Date	Min	FG-FGA	3FG-3FGA	FT-FTA	O-D-T	PF	A	TO	B	S	Pts
vs. North Dakota State	11/25	11	0-3	0-3	0-0	0-1-1	0	0	0	0	1	0
at Nebraska	11/26	9	1-2	1-2	0-0	1-1-2	1	0	0	0	0	3
PACIFIC	11/30	13	1-3	1-3	4-4	0-2-2	0	0	0	0	0	7
SAN FRANCISCO	12/2	17	1-6	0-1	2-2	0-0-0	1	2	0	0	0	4
WILLIAM JESSUP	12/7	16	2-4	1-3	0-0	0-2-2	3	3	1	0	0	5
at Grand Canyon	12/11	6	0-1	0-0	0-0	0-2-2	0	0	0	0	0	0
at San Diego	12/14	12	2-3	1-1	0-0	0-1-1	2	0	0	0	0	5
AIR FORCE	12/18	13	0-2	0-2	0-0	0-0-0	3	1	1	0	0	0
AIR FORCE	12/20	12	1-3	0-2	2-2	1-0-1	1	0	2	0	0	4
at New Mexico	1/2	13	0-1	0-1	0-0	0-1-1	1	2	0	0	0	0
at San Diego State	1/7	1	0-0	0-0	0-0	0-0-0	0	0	0	0	0	0
FRESNO STATE	1/15	7	1-1	1-1	0-0	0-0-0	0	0	0	0	0	3
FRESNO STATE	1/17	4	0-1	0-1	0-0	0-0-0	0	0	0	0	0	0
at Wyoming	1/22	7	1-1	0-0	0-0	1-0-1	0	0	1	0	1	2
at Wyoming	1/24	5	0-2	0-1	0-0	0-0-0	0	0	0	0	0	0
UNLV	1/31	3	0-2	0-1	0-0	0-0-0	0	0	0	0	0	0
UNLV	2/2	4	1-1	1-1	0-0	0-0-0	0	1	0	0	0	3
BOISE STATE	2/7	1	0-0	0-0	0-0	0-0-0	0	0	0	0	0	0
at Utah State	2/26	0+	0-0	0-0	0-0	0-0-0	0	0	0	0	0	0
at Utah State	2/28	5	0-1	0-1	0-0	0-0-0	0	0	0	0	1	0
vs. San Diego State	3/12	2	1-1	1-1	0-0	0-0-0	1	0	0	0	0	3
<b>TOTALS</b>		<b>161</b>	<b>12-38</b>	<b>7-25</b>	<b>8-8</b>	<b>3-10-13</b>	<b>13</b>	<b>9</b>	<b>5</b>	<b>0</b>	<b>3</b>	<b>39</b>

### 2021-22 (Nevada)

Opponent	Date	Min	FG-FGA	3FG-3FGA	FT-FTA	O-D-T	PF	A	TO	B	S	Pts
SAN DIEGO	11/13	4	0-1	0-0	0-0	1-0-1	0	0	0	0	1	0
at Santa Clara	11/16	2	0-1	0-1	0-0	0-0-0	0	0	0	0	0	0
vs. South Dakota State	11/22	10	0-2	0-1	0-0	0-1-1	0	0	0	0	0	0
vs. George Mason	11/23	14	4-6	0-1	0-0	0-3-3	0	0	0	0	0	8
vs. Washington	11/24	5	0-0	0-0	0-0	0-0-0	0	0	1	0	0	0
PEPPERDINE	11/30	3	0-0	0-0	0-0	0-0-0	0	0	1	0	0	0
LOYOLA MARYMOUNT	12/18	4	0-1	0-1	0-0	0-0-0	0	0	0	0	0	0
at Kansas	12/29	9	0-1	0-0	0-0	1-1-2	1	0	0	0	0	0
NEW MEXICO	1/1	6	1-1	1-1	2-3	0-0-1	1	1	0	0	0	5
BOISE STATE	1/12	7	0-1	0-1	1-2	0-1-1	1	0	0	0	0	1
at Air Force	1/15	8	0-1	0-1	0-0	1-1-2	1	0	0	0	1	0
FRESNO STATE	1/21	4	0-1	0-1	0-0	0-0-1	3	0	2	0	2	0
at Colorado State	1/25	3	0-1	0-1	0-0	0-1-1	0	0	1	0	0	0
UTAH STATE	1/29	19	1-3	0-1	3-3	1-0-1	1	0	1	0	0	5
at UNLV	2/1	18	0-0	0-0	2-2	1-0-1	0	0	1	0	0	2
at Fresno State	2/4	24	1-3	1-3	0-0	1-2-3	3	0	1	0	0	3
at San Diego State	2/6	17	1-1	0-0	0-0	0-1-1	3	0	2	0	1	2
COLORADO STATE	2/8	8	0-0	0-0	0-0	0-1-1	1	1	0	0	0	0
at Utah State	2/11	5	0-0	0-0	0-0	0-0-0	0	0	0	0	0	0
SAN JOSE STATE	2/15	4	0-0	0-0	0-0	0-0-0	0	0	1	0	0	0
at San Jose State	2/17	6	0-1	0-1	2-2	0-0-0	3	1	0	0	0	2
vs. New Mexico	3/9	1	0-0	0-0	0-0	0-0-0	0	0	0	0	1	0
<b>TOTALS</b>		<b>181</b>	<b>8-25</b>	<b>2-14</b>	<b>10-12</b>	<b>6-12-18</b>	<b>16</b>	<b>3</b>	<b>11</b>	<b>0</b>	<b>6</b>	<b>28</b>

## 2022-23


Opponent	Date	Min	FG-FGA	3FG-3FGA	FT-FTA	O-D-T	PF	A	TO	B	S	Pts
at Pepperdine	11/7	15:40	2-8	0-3	1-2	0-1-1	3	1	2	0	2	5
ST. THOMAS	11/10	11:50	2-5	2-4	0-0	1-1-2	2	0	0	0	0	6
at Middle Tennessee	11/15	16:58	3-5	0-1	2-2	1-0-1	3	0	0	0	0	8
GEORGIA SOUTHERN	11/18	27:05	9-13	4-8	2-2	0-2-2	1	0	2	0	0	24
WESTERN MICHIGAN	11/19	21:21	2-5	0-2	2-4	0-1-1	0	1	0	0	0	6
HOUSTON CHRISTIAN	11/21	17:21	2-7	0-4	0-0	0-3-3	1	0	0	0	1	4
PRAIRIE VIEW A&M	11/30	12:48	1-2	0-1	1-1	0-0-0	2	0	0	0	0	3
at Texas State	12/4	8:50	1-2	1-1	0-0	0-0-0	0	1	0	0	0	3
at Texas	12/12	30:49	4-8	2-3	0-0	0-1-1	4	0	1	0	1	10
NORTH AMERICAN	12/15	18:38	4-8	0-2	0-0	2-4-6	0	3	1	0	0	8
NORTHWESTERN STATE	12/17	15:23	1-2	0-0	2-2	0-3-3	0	1	0	0	0	4
JARVIS CHRISTIAN	12/19	18:01	3-3	2-2	0-0	0-1-1	0	2	0	0	2	8
at WKU	12/29	11:06	1-5	1-2	0-0	0-3-3	0	0	0	0	0	3
at UTEP	12/31	14:56	1-1	0-0	0-0	0-0-0	1	0	0	0	1	2
LOUISIANA TECH	1/5	20:50	2-3	2-3	2-2	0-2-2	1	1	1	0	0	8
MIDDLE TENNESSEE	1/11	13:56	4-4	1-1	0-0	0-2-2	0	0	0	0	0	9
UTEP	1/14	19:36	2-5	2-4	0-0	0-0-0	0	3	0	3	1	6
at UTSA	1/16	17:38	1-4	0-2	0-0	0-0-0	0	0	1	0	0	2
at North Texas	1/19	17:17	2-4	0-1	0-0	0-0-0	1	0	1	0	0	4
CHARLOTTE	1/26	13:21	1-2	0-1	2-2	0-2-2	1	0	1	0	1	4
UAB	1/28	12:03	1-2	1-1	0-0	0-0-0	1	0	0	0	1	3
at Louisiana Tech	2/2	10:17	1-3	1-2	0-0	0-1-1	0	0	1	0	0	3
NORTH TEXAS	2/4	8:19	0-3	0-2	0-0	0-0-0	0	0	0	0	1	0
at Florida Atlantic	2/9	11:38	1-1	1-1	0-0	0-0-0	1	0	0	0	0	3
at FIU	2/11	9:13	1-4	1-4	0-0	1-2-3	0	0	0	0	0	3
UTSA	2/16	13:22	3-6	2-4	0-0	0-1-1	2	0	0	0	0	8
WKU	2/18	19:35	2-3	1-2	0-0	0-0-0	0	2	0	0	0	5
at UAB	2/23	12:39	0-3	0-3	2-2	0-1-1	0	0	0	0	2	2
at Charlotte	2/25	15:42	3-3	2-2	0-0	0-0-0	1	1	0	0	1	8
FLORIDA ATLANTIC	3/2	18:09	2-8	1-6	0-0	0-1-1	0	0	0	0	1	5
FIU	3/4	10:57	2-5	1-4	0-0	0-1-1	1	0	0	0	0	5
vs. UTSA	3/8	17:59	2-4	1-3	0-0	0-0-0	1	0	0	0	1	5
vs. UAB	3/9	21:22	1-4	1-2	0-0	0-2-2	1	0	0	0	1	3
vs. Southern Utah	3/20	2:00	0-1	0-1	0-0	0-0-0	0	0	0	0	0	0
<b>TOTALS</b>		<b>526:40</b>	<b>67-146</b>	<b>30-82</b>	<b>16-19</b>	<b>5-35-40</b>	<b>28</b>	<b>13</b>	<b>14</b>	<b>0</b>	<b>18</b>	<b>180</b>

## HUSEINOVIC'S CAREER STATS

YEAR	GP-GS	MIN/AVG	FG-FGA	PCT	3FG-FGA	PCT	FT-FTA	PCT	OFF-DEF	TOT	AVG	PF-FO	AST	TO	BLK	STL	PTS	AVG
2020-21*	21-0	161/7.7	12-38	.316	7-25	.280	8-8	1.000	3-10	13	0.6	13-0	9	5	0	3	39	1.9
2021-22*	22-1	181/8.2	8-25	.320	2-14	.143	10-12	.833	6-12	18	0.8	16-0	3	11	0	6	28	1.3
2022-23	34-0	527/15.5	67-146	.459	30-82	.366	16-19	.842	5-35	40	1.2	28-0	13	14	0	18	180	5.3
<b>TOTAL</b>	<b>77-1</b>	<b>866/11.2</b>	<b>87-209</b>	<b>.416</b>	<b>39-121</b>	<b>.322</b>	<b>34-39</b>	<b>.872</b>	<b>14-57</b>	<b>71</b>	<b>0.9</b>	<b>57-0</b>	<b>25</b>	<b>30</b>	<b>0</b>	<b>27</b>	<b>247</b>	<b>3.2</b>

\*stats from Nevada





# CAMERON SHEFFIELD

5

JUNIOR • GUARD/FORWARD • 6-6 • 195  
ALPHARETTA, GA. • CHATTAHOOCHEE HS

## CAREER HIGHS

Points	17	at Louisiana Tech (2/26/21)
FG Made	5	at Louisiana Tech (2/26/21) vs. UTSA (2/16/23)
FG Att.	11	vs. UTSA (2/16/23)
3-Pt. FG	4	at WKU (12/29/22) vs. UTSA (2/16/23)
3-Pt. Att.	9	vs. UTSA (2/16/23)
Free Throws	6	at UTEP (12/31/22)
Free Throws Att.	9	at UTEP (12/31/22)
Rebounds	16	at UTEP (12/31/22)
Assists	6	at Sam Houston (12/19/20)
Steals	2	at WKU (2/12/21) vs. Pepperdine (11/9/21) vs. Oakland (11/23/21) at Texas State (12/4/22) at Texas (12/12/22) vs. North American (12/15/22) at Charlotte (2/25/23) vs. FIU (3/4/23) vs. Duquesne (3/19/23) vs. Southern Utah (3/20/23)
Blocks	2	at WKU (2/13/21) vs. Marshall (3/10/21) vs. Louisiana Tech (1/5/23)
Minutes	43	at UTEP (12/31/22)

## 2022-23 SEASON HIGHS

Points	15	at WKU (12/29/22) vs. UTSA (2/16/23)
FG Made	5	vs. UTSA (2/16/23)
FG Att.	11	vs. UTSA (2/16/23)
3-Pt. FG	4	at WKU (12/29/22) vs. UTSA (2/16/23)
3-Pt. Att.	9	vs. UTSA (2/16/23)
Free Throws	6	at UTEP (12/31/22)
Free Throws Att.	9	at UTEP (12/31/22)
Rebounds	16	at UTEP (12/31/22)
Assists	5	vs. Houston Christian (11/21/22)
Steals	2	at Texas State (12/4/22) at Texas (12/12/22) vs. North American (12/15/22) at Charlotte (2/25/23) vs. FIU (3/4/23) vs. Duquesne (3/19/23) vs. Southern Utah (3/20/23)
Blocks	2	vs. Louisiana Tech (1/5/23)
Minutes	43	at UTEP (12/31/22)

## MISCELLANEOUS STATS

CATEGORY	2022-23	CAREER
Double-Figure Scoring	12	16
Double-Figure Rebounds	6	7
Double-Figure Assists	-	-
Double-Doubles	1	1
Led Rice in Scoring	-	1
Led Rice in Rebounding	6	11
Led Rice in Assists	1	2
20-Point Games	-	-
5+ Assists	1	2
3+ three-pointers	5	7

## Career Accolades

- 2023 College Sports Communicators Academic All-District Team
- 2023 NABC Honors Court• 2021, 2022, 2023 Conference USA Commissioner's Honor Roll

## 2022-23 (Sophomore)

- College Sports Communicators Academic All-District Team
- Played in all 35 games, making 34 starts
- Averaged 7.6 points and was second on the team with 6.1 rebounds, which was eighth in Conference USA
- Was also fifth with 4.6 defensive rebounds
- Was second on the team in three-point field goal percentage (.373)
- Scored double-figures 12 times and had six double-figure rebounding games
- Led the team with 27 charges taken
- Scored 10 points at Pepperdine (11/7)
- Grabbed 10 rebounds versus Houston Christian (11/21)
- Had a game-high 15 rebounds against Prairie View A&M (11/30)
- Scored 13 points and grabbed six rebounds at Texas State (12/4)
- Hit three, three-pointers versus North American (12/15)
- Scored 10 points against Jarvis Christian (12/19)
- Scored a season-high 15 points while hitting a career-high four three-pointers at WKU (12/29)
- Recorded first career double-double with 11 points and a career-high 16 rebounds at UTEP (12/31)
- Grabbed 13 rebounds versus Louisiana Tech (1/5)
- Scored 10 points on 3-of-3 from three and had seven rebounds at North Texas (1/19)
- Scored 12 points on three, three-pointers against UAB (1/28)
- Pulled down a game-high 13 rebounds at Louisiana Tech (2/2)
- Scored 10 points and grabbed four rebounds at Florida Atlantic (2/9)
- Scored 15 points on four three-pointers and had six rebounds versus UTSA (2/16)
- Grabbed 11 rebounds against WKU (2/18)
- Scored 10 points at UAB (2/23)
- Had 11 points and seven rebounds versus UTSA in the first round of the Conference USA Tournament (3/8)
- Pulled down eight rebounds against Southern Utah in the CBI quarterfinals (3/20).

## 2021-22 (Second Year Freshman)

- Played in 32 games, making nine starts
- Averaged 4.2 points and 3.0 rebounds
- Connected on 35.9% from three
- Was the leading rebounder four times
- Twice scored double-figures
- Scored seven points in season-opening win over Pepperdine (11/9)
- Scored 10 points and 5-of-7 from the free throw line at No. 15 Houston (11/12)
- Scored eight points against Jarvis Christian (12/4)
- Had five points and five rebounds versus Incarnate Word (12/16)
- Grabbed six rebounds against Old Dominion (1/20)
- Scored 10 points and pulled down three rebounds versus Jarvis Christian (2/8)
- Scored nine points and had four rebounds at UAB (2/17)
- Scored six points and grabbed a career-high 10 rebounds against Louisiana Tech (2/24)

## 2020-21 (Freshman)

- One of four players to play in all 28 games, making 12 starts
- Averaged 4.8 points per game and 3.1 rebounds per game
- Connected on 36.7% from three-point range
- Scored double-figures three times
- Led the team with seven charges
- Was the first player off the bench five times
- Scored six points and grabbed seven rebounds against Our Lady of the Lake (11/28)
- Grabbed five rebounds versus LeTourneau (12/3)
- Had a game and career-high six assists at Sam Houston (12/19)
- Made first career start at UAB (1/23), scoring eight points and pulling down seven rebounds
- Scored seven points on a pair of three-pointers against North Texas (1/29)
- Scored nine points on a career-high three three-pointers versus Southern Miss (2/6)
- Recorded his first career double-digit scoring game with 11 points at WKU (2/13)
- Had a career-high 17 points and a team-high six rebounds at Louisiana Tech (2/26)
- Grabbed a career-high nine rebounds against Our Lady of the Lake (3/5)
- Scored 10 points and pulled down six rebounds versus Marshall in the second round of the Conference USA Tournament (3/10).

## Chattahoochee High School

- Helped lead Chattahoochee to the Class 6A state championship, scoring 31 points, including 21 in the second half and overtime
- Also added eight rebounds, three assists and three blocks
- Atlanta Journal-Constitution 6A Player of the Year and AJC First Team All-State
- Also named Class 6A All-State by the Georgia Athletic Coaches Association
- Awarded the AJC Cup as the best all-around senior
- As a junior, led the Spartans to a 26-5 record and a spot in the state tournament
- Named Second Team All-State Class 6A by the AJC
- Named Second Team All-State and Junior of the Year by HoopSeen.com

## Personal

- Full Name: Cameron Marcus Sheffield
- Born April 12
- Son of Marcus and Ava Sheffield
- Father, Marcus, played basketball at Morgan State and professionally overseas and brother Marcus played at Stanford and Elon.
- Rice Major: Undeclared
- Rice College: Lovett

# 2023-24 Rice Owls

## SHEFFIELD'S GAME-BY-GAME STATISTICS

### 2020-21

Opponent	Date	Min	FG-FGA	3FG-3FGA	FT-FTA	O-D-T	PF	A	TO	B	S	Pts
at Incarnate Word	11/27	9	1-3	1-3	0-1	0-2-2	1	0	0	1	0	3
vs. Our Lady of the Lake	11/28	17	3-6	0-2	0-0	2-5-7	3	1	1	0	0	6
LETOURNEAU	12/3	17	1-3	1-3	0-0	1-4-5	0	1	1	1	0	3
at Houston Baptist	12/5	6	1-1	0-0	2-3	0-2-2	0	0	0	0	1	4
NEW MEXICO	12/13	2	0-0	0-0	0-0	0-0-0	0	0	0	0	0	0
HOUSTON BAPTIST	12/15	8	0-4	0-2	1-2	1-2-3	1	1	0	0	0	1
at Sam Houston	12/19	19	1-3	1-3	1-2	1-1-2	2	6	1	0	0	4
NEW ORLEANS	12/21	3	0-1	0-1	0-0	0-0-0	0	0	0	0	0	0
UTSA	1/1	6	0-2	0-0	0-0	0-2-2	1	0	0	1	0	0
UTSA	1/2	7	0-1	0-0	1-2	0-0-0	3	0	0	0	0	1
at UTEP	1/8	8	1-3	1-3	3-4	1-0-1	1	0	0	0	0	6
at UTEP	1/9	6	0-0	0-0	0-0	0-1-1	0	0	0	0	0	0
OLD DOMINION	1/15	3	1-1	0-0	0-0	1-0-1	0	0	0	0	0	2
OLD DOMINION	1/16	12	0-2	0-1	3-4	0-3-3	3	0	2	0	1	3
at UAB	1/22	19	3-6	0-1	0-0	2-0-2	2	1	1	0	0	6
at UAB	1/23	35	2-4	1-2	3-4	3-4-7	3	2	0	0	0	8
NORTH TEXAS	1/29	29	2-5	2-4	1-3	0-1-1	2	0	0	0	1	7
at North Texas	1/31	18	1-2	1-2	1-2	0-1-1	3	1	0	0	0	4
SOUTHERN MISS	2/5	27	1-5	1-3	3-4	1-3-4	2	3	0	0	1	6
SOUTHERN MISS	2/6	27	3-5	3-4	0-0	4-1-5	1	2	0	0	0	9
at WKU	2/12	29	3-6	2-3	1-1	2-1-3	2	1	1	0	2	9
at WKU	2/13	25	4-8	2-5	1-2	2-3-5	0	0	3	2	0	11
at Louisiana Tech	2/26	25	5-8	3-4	4-7	3-3-6	1	0	0	0	1	17
at Louisiana Tech	2/27	25	0-3	0-2	4-4	1-3-4	4	1	1	0	1	4
OUR LADY OF THE LAKE	3/5	24	3-8	1-4	0-0	5-4-9	2	2	2	0	1	7
vs. Southern Miss	3/9	27	1-3	0-1	2-3	0-4-4	3	3	3	1	1	4
vs. Marshall	3/10	36	2-6	2-6	4-4	2-4-6	0	1	0	2	1	10
vs. UAB	3/11	24	0-1	0-1	0-0	0-0-0	3	2	0	1	0	0
<b>TOTALS</b>		<b>493</b>	<b>39-100</b>	<b>22-60</b>	<b>35-52</b>	<b>32-54-86</b>	<b>43</b>	<b>28</b>	<b>16</b>	<b>9</b>	<b>12</b>	<b>135</b>

### 2021-22

Opponent	Date	Min	FG-FGA	3FG-3FGA	FT-FTA	O-D-T	PF	A	TO	B	S	Pts
PEPPERDINE	11/9	18:26	2-4	2-4	1-2	0-2-2	0	1	1	0	2	7
at Houston	11/12	25:11	2-6	1-3	5-7	1-2-3	2	1	1	0	0	10
SOUTHERN	11/16	20:54	1-7	1-4	1-2	0-3-3	4	0	2	1	0	4
at New Orleans	11/19	23:15	2-3	1-2	2-2	1-1-2	1	0	1	0	1	7
vs. Evansville	11/22	27:33	2-4	2-4	2-2	2-2-4	0	0	1	0	0	8
vs. Oakland	11/23	20:24	2-4	1-3	0-1	1-4-5	1	1	2	0	2	5
vs. Fordham	11/24	20:35	2-3	1-1	0-0	1-1-2	0	1	1	0	0	5
TEXAS STATE	11/30	7:56	0-1	0-1	1-2	0-2-2	0	0	0	0	1	1
JARVIS CHRISTIAN	12/4	12:01	2-3	1-2	3-4	2-1-3	1	1	0	0	0	8
at Houston Baptist	12/11	17:29	2-5	1-3	0-0	0-4-4	0	0	1	0	0	5
INCARNATE WORD	12/16	17:44	1-6	0-3	3-3	2-3-5	0	1	0	0	0	5
at North Texas	1/1	18:34	2-30	0-1	1-1	0-5-5	3	0	1	0	0	5
MIDDLE TENNESSEE	1/6	10:05	0-0	0-0	2-3	0-1-1	0	0	1	0	0	2
UAB	1/8	16:03	1-2	1-1	0-0	0-2-2	2	0	0	0	1	3
at WKU	1/13	21:23	2-5	1-4	1-2	1-4-5	2	1	0	1	0	6
at Marshall	1/15	14:24	0-0	0-0	0-0	0-1-1	0	0	0	0	0	0
OLD DOMINION	1/20	11:45	1-6	0-2	0-0	1-5-6	1	1	0	0	0	2
CHARLOTTE	1/22	11:48	1-3	1-3	0-0	0-2-2	1	2	0	0	0	3
at Louisiana Tech	1/27	20:27	1-5	0-2	0-0	2-2-4	2	0	0	0	0	2
at Southern Miss	1/29	12:23	1-3	0-2	0-0	0-1-1	1	0	1	0	1	2
UTSA	2/3	10:23	0-1	0-0	2-2	0-1-1	1	0	1	0	0	2
JARVIS CHRISTIAN	2/8	23:33	4-9	2-6	0-0	0-3-3	0	2	1	0	1	10
NORTH TEXAS	2/12	11:54	1-2	0-0	0-0	1-0-1	3	0	2	0	0	2
at UAB	2/17	22:28	2-5	2-2	3-4	2-2-4	2	1	1	0	0	9
at FIU	2/19	14:57	1-5	1-3	0-0	1-3-4	1	2	0	0	0	3
LOUISIANA TECH	2/24	29:25	2-3	2-3	0-0	2-8-10	4	2	1	1	1	6
SOUTHERN MISS	2/26	9:02	0-1	0-0	0-0	0-0-0	0	0	0	0	0	0
at UTEP	3/3	23:02	2-5	2-5	0-0	2-0-2	1	0	0	0	0	6
at UTSA	3/5	4:07	0-0	0-0	0-0	0-1-1	2	0	1	0	0	0
vs. Charlotte	3/9	2:18	0-0	0-0	0-0	0-0-0	0	0	0	0	0	0
vs. North Texas	3/10	15:36	1-1	0-0	4-6	1-4-5	1	0	0	0	0	6
vs. Ohio	3/19	15:40	0-0	0-0	1-2	1-3-4	1	0	0	0	0	1
<b>TOTALS</b>		<b>531</b>	<b>40-105</b>	<b>23-64</b>	<b>32-45</b>	<b>24-73-97</b>	<b>38</b>	<b>17</b>	<b>20</b>	<b>3</b>	<b>10</b>	<b>135</b>

## SHEFFIELD'S CAREER STATS

YEAR	GP-GS	MIN/AVG	FG-FGA	PCT	3FG-3FGA	PCT	FT-FTA	PCT	OFF-DEF	TOT	AVG	PF-FO	AST	TO	BLK	STL	PTS	AVG
2020-21	28-12	493/17.6	39-100	.390	22-60	.367	35-52	.673	32-54	86	3.1	43-0	28	16	9	12	135	4.8
2021-22	32-9	534/16.7	40-105	.381	23-64	.359	32-45	.711	24-73	97	3.0	38-0	17	20	3	10	135	4.2
2022-23	35-34	1080/30.8	80-186	.430	44-118	.373	63-82	.768	52-162	214	6.1	66-0	44	50	11	29	267	7.6
<b>TOTAL</b>	<b>95-55</b>	<b>2107/22.2</b>	<b>159-391</b>	<b>.407</b>	<b>89-242</b>	<b>.368</b>	<b>130-179</b>	<b>.726</b>	<b>108-289</b>	<b>397</b>	<b>4.2</b>	<b>147-0</b>	<b>89</b>	<b>86</b>	<b>23</b>	<b>51</b>	<b>537</b>	<b>5.7</b>

### 2022-23

Opponent	Date	Min	FG-FGA	3FG-3FGA	FT-FTA	O-D-T	PF	A	TO	B	S	Pts
at Pepperdine	11/7	26:34	4-6	2-3	0-0	0-1-1	2	1	3	0	1	10
ST. THOMAS	11/10	23:55	1-4	0-3	0-0	1-3-4	4	3	1	0	0	2
at Middle Tennessee	11/15	26:17	0-2	0-2	2-2	0-1-1	1	0	1	0	0	2
GEORGIA SOUTHERN	11/18	27:31	1-2	1-2	2-2	0-6-6	2	1	1	0	0	5
WESTERN MICHIGAN	11/19	29:03	3-5	1-3	2-2	1-0-1	2	1	1	0	1	9
HOUSTON CHRISTIAN	11/21	25:17	1-3	0-2	2-2	5-5-10	0	5	9	0	0	4
PRAIRIE VIEW A&M	11/30	38:14	2-3	0-0	5-7	4-11-15	3	0	1	1	0	9
at Texas State	12/4	30:03	3-4	2-3	5-5	1-5-6	1	1	2	0	2	13
at Texas	12/12	33:35	2-5	1-4	3-4	3-4-7	3	0	3	0	2	8
NORTH AMERICAN	12/15	20:56	3-5	3-5	0-0	0-4-4	0	0	1	0	2	9
NORTHWESTERN STATE	12/17	28:47	2-4	1-2	2-3	1-6-7	0	3	3	1	0	7
JARVIS CHRISTIAN	12/19	22:21	3-6	2-3	2-2	1-2-3	1	3	0	1	1	10
at WKU	12/29	38:35	4-8	4-8	3-3	2-2-4	1	3	1	0	0	15
at UTEP	12/31	43:09	2-5	1-4	6-9	3-13-16	3	2	4	0	1	11
LOUISIANA TECH	1/5	37:12	2-6	1-3	2-4	2-11-13	1	2	2	2	1	7
MIDDLE TENNESSEE	1/11	31:08	2-8	0-0	1-2	3-3-6	2	1	3	0	1	5
UTEP	1/14	31:21	1-3	0-2	3-4	0-4-4	3	3	3	0	1	5
at UTSA	1/16	30:41	1-5	0-2	2-4	4-5-9	3	3	3	1	1	4
at North Texas	1/19	34:25	3-4	3-3	1-2	1-6-7	1	2	0	0	0	10
CHARLOTTE	1/26	35:37	4-5	1-2	0-0	1-2-3	2	1	1	1	1	9
UAB	1/28	32:39	3-7	3-6	3-4	1-4-5	3	0	0	0	1	12
at Louisiana Tech	2/2	35:45	1-3	1-2	2-2	4-9-13	1	0	2	1	0	5
NORTH TEXAS	2/4	35:02	2-4	1-2	0-0	0-4-4	4	1	1	0	0	5
at Florida Atlantic	2/9	29:41	2-4	1-3	5-6	0-4-4	2	0	2	0	1	10
at FIU	2/11	31:12	1-5	1-3	0-0	2-4-6	0	1	1	0	1	3
UTSA	2/16	31:34	5-11	4-9	1-2	3-3-6	4	0	1	1	1	15
WKU	2/18	33:30	0-7	0-7	2-2	1-10-11	0	1	1	1	1	2
at UAB	2/23	25:24	4-10	2-6								



# JACKSON PEAKES

22

REDSHIRT SOPHOMORE • GUARD • 6-4 • 185  
HOUSTON, TEXAS • ST. JOHN'S HS

## CAREER HIGHS

Points	2	vs. North American (12/15/22) vs. UAB (3/9/23)
FG Made	1	vs. North American (12/15/22)
FG Att.	2	vs. North American (12/15/22) at UAB (2/23/23)
3-Pt. FG	N/A	
3-Pt. Att.	1	at Pepperdine (11/7/22) vs. North American (12/15/22)
Free Throws	2	vs. UAB (3/9/23)
Free Throw Att.	2	vs. UAB (3/9/23)
Rebounds	3	at UAB (2/23/23)
Assists	N/A	
Steals	1	vs. North American (12/15/22)
Blocks	N/A	
Minutes	5	vs. North American (12/15/22)

## 2022-23 SEASON HIGHS

Points	2	vs. North American (12/15/22) vs. UAB (3/9/23)
FG Made	1	vs. North American (12/15/22)
FG Att.	2	vs. North American (12/15/22) at UAB (2/23/23)
3-Pt. FG	N/A	
3-Pt. Att.	1	at Pepperdine (11/7/22) vs. North American (12/15/22)
Free Throws	2	vs. UAB (3/9/23)
Free Throw Att.	2	vs. UAB (3/9/23)
Rebounds	3	at UAB (2/23/23)
Assists	N/A	
Steals	1	vs. North American (12/15/22)
Blocks	N/A	
Minutes	5	vs. North American (12/15/22)

## MISCELLANEOUS STATS

CATEGORY	2022-23	CAREER
Double-Figure Scoring	-	-
Double-Figure Rebounds	-	-
Double-Figure Assists	-	-
Double-Doubles	-	-
Led Rice in Scoring	-	-
Led Rice in Rebounding	-	-
Led Rice in Assists	-	-

### Career Accolades

- 2022, 2023 Conference USA Commissioner's Honor Roll
- 2022, 2023 Conference USA Academic Medal

### 2022-23 (Redshirt Freshman)

- Played in seven games
- Had four points and seven rebounds
- Saw first career action at Pepperdine (11/7), grabbing two rebounds
- Scored first career points on a layup against North American (12/15)
- Grabbed three rebounds at UAB (2/23)
- Scored two points against UAB in the C-USA Tournament (3/9)

### 2021-22 (Freshman)

- Redshirted

### San John's High School

- Played for head coach Taylor Green at the St. John's School, where he helped the Mavericks to a 31-15 record
- Averaged 20.1 points, 6.5 rebounds and 3.7 assists as a senior
- Connected on 82% from the free throw line and 41% from three
- In his career, averaged 15.1 points, 7.1 rebounds and 2.8 assists
- Was a two-time team Most Valuable Player and was twice named All-Conference
- Scored over 1,000 career points
- Twice earned the Not Without Honor Athletic Award, given for leadership and sportsmanship
- Was named to the Pflugerville Thanksgiving Classic All-Tournament Team
- Named a VYPE All-Private School Honorable Mention as a senior
- Named a standout by Prep Hoops ... was also a two-time team MVP and All-Conference in Volleyball.

### Personal

- Full Name: Jackson Peakes
- Son of Adam and Waverly Peakes
- Has two brothers and one sister
- Father, Adam, played basketball at Rice from 1991-95, and is one of four players with 1,000 career points, 500 rebounds and 200 assists.

# 2023-24 Rice Owls

## PEAKES' GAME-BY-GAME STATISTICS

### 2022-23

Opponent	Date	Min	FG-FGA	3FG-3FGA	FT-FTA	O-D-T	PF	A	TO	B	S	Pts
at Pepperdine	11/7	1:40	0-1	0-1	0-0	1-1-2	0	0	1	0	0	0
ST. THOMAS	11/10	1:29	0-0	0-0	0-0	0-0-0	0	0	0	0	0	0
NORTH AMERICAN	12/15	4:48	1-2	0-1	0-0	0-1-1	1	0	1	0	1	2
NORTHWESTERN STATE	12/17	1:50	0-0	0-0	0-0	0-0-0	0	0	0	0	0	0
JARVIS CHRISTIAN	12/19	1:53	0-0	0-0	0-0	0-0-0	0	0	0	0	0	0
at UAB	2/23	2:49	0-2	0-0	0-0	3-0-3	0	0	0	0	0	0
vs. UAB	3/9	2:03	0-1	0-0	2-2	1-0-1	0	0	0	0	0	2
<b>TOTALS</b>		<b>16:32</b>	<b>1-6</b>	<b>0-2</b>	<b>2-2</b>	<b>5-2-7</b>	<b>1</b>	<b>0</b>	<b>2</b>	<b>0</b>	<b>1</b>	<b>4</b>

## PEAKES' CAREER STATS

YEAR	GP-GS	MIN/AVG	FG-FGA	PCT	3FG-FGA	PCT	FT-FTA	PCT	OFF-DEF	TOT	AVG	PF-FO	AST	TO	BLK	STL	PTS	AVG
2022-23	7-0	17/2.4	1-6	.167	0-2	.000	2-2	1.000	5-2	7	1.0	1-0	0	2	0	1	4	0.6
<b>TOTAL</b>	<b>7-0</b>	<b>17/2.4</b>	<b>1-6</b>	<b>.167</b>	<b>0-2</b>	<b>.000</b>	<b>2-2</b>	<b>1.000</b>	<b>5-2</b>	<b>7</b>	<b>1.0</b>	<b>1-0</b>	<b>0</b>	<b>2</b>	<b>0</b>	<b>1</b>	<b>4</b>	<b>0.6</b>



# ANDREW AKUCHIE

13

SOPHOMORE • FORWARD • 6-11 • 215

FORT LAUDERDALE, FLA. • ST. THOMAS AQUINAS HS

## CAREER HIGHS

Points	10	vs. North American (12/15/22)
FG Made	5	vs. North American (12/15/22)
FG Att.	8	vs. North American (12/15/22)
3-Pt. FG	N/A	
3-Pt. Att.	2	vs. St. Thomas (11/10/22)
Free Throws	5	vs. St. Thomas (11/10/22)
Free Throw Att.	6	at Pepperdine (11/7/22) vs. St. Thomas (11/10/22)
Rebounds	6	vs. Northwestern State (12/17/22)
Assists	2	vs. St. Thomas (11/10/22) vs. Jarvis Christian (12/19/22) vs. Middle Tennessee (1/11/23)
Steals	2	vs. St. Thomas (11/10/23)
Blocks	3	vs. FIU (3/4/23)
Minutes	19	at UAB (2/23/22)

## 2022-23 SEASON HIGHS

Points	10	vs. North American (12/15/22)
FG Made	5	vs. North American (12/15/22)
FG Att.	8	vs. North American (12/15/22)
3-Pt. FG	N/A	
3-Pt. Att.	2	vs. St. Thomas (11/10/22)
Free Throws	5	vs. St. Thomas (11/10/22)
Free Throw Att.	6	at Pepperdine (11/7/22) vs. St. Thomas (11/10/22)
Rebounds	6	vs. Northwestern State (12/17/22)
Assists	2	vs. St. Thomas (11/10/22) vs. Jarvis Christian (12/19/22) vs. Middle Tennessee (1/11/23)
Steals	2	vs. St. Thomas (11/10/23)
Blocks	3	vs. FIU (3/4/23)
Minutes	19	at UAB (2/23/22)

## MISCELLANEOUS STATS

CATEGORY	2022-23	CAREER
Double-Figure Scoring	1	1
Double-Figure Rebounds	-	-
Double-Figure Assists	-	-
Double-Doubles	-	-
Led Rice in Scoring	-	-
Led Rice in Rebounding	-	-
Led Rice in Assists	-	-
20-Point Games	-	-
5+ Assists	-	-
3+ blocks	1	1

### 2022-23 (Freshman)

- Played in 25 games, averaging 2.8 points and 2.2 rebounds
- Connected on 57.4% from the field
- Led the team with 12 dunks
- Saw first career action at Pepperdine (11/7), scoring six points and grabbing two rebounds
- Scored nine points against St. Thomas (11/10)
- Scored a season-high 10 points versus North American (12/15), his first career double-digit game, and grabbed four rebounds
- Grabbed a season-high six rebounds against Northwestern State (12/17)
- Scored nine points at UAB (2/23)
- Had a career-high three blocks versus FIU (3/4)
- Scored eight points and had five rebounds against UTSA in the first round of the Conference USA Tournament (3/8)

### St. Thomas Aquinas High School

Played for Julius Sandi at St. Thomas Aquinas where he helped the Raiders to a 20-8 record ... as a senior, averaged 15.3 points, 9.3 rebounds and 3.8 blocks ... named the Sun Sentinel's All-County Player of the Year ... as a junior, averaged 16.0 points per game while adding 8.6 rebounds and 3.6 assists .. earned Second Team All-Broward County Boys Basketball 7A-5A honors.

### Personal

Full name: Andrew Akuchie ... Parents: Increase and Mary Akuchie ... two brothers and one sister ... brother Michael Akuchie plays basketball for Youngstown State and brother Matthew Akuchie plays football for Towson ... Rice Major: Undeclared.

# 2023-24 Rice Owls

## AKUCHIE'S GAME-BY-GAME STATISTICS

### 2022-23

Opponent	Date	Min	FG-FGA	3FG-3FGA	FT-FTA	O-D-T	PF	A	TO	B	S	Pts
at Pepperdine	11/7	14:17	2-2	0-0	2-6	1-1-2	2	0	0	0	0	6
ST. THOMAS	11/10	18:01	2-6	0-2	5-6	2-1-3	1	2	0	1	2	9
at Middle Tennessee	11/15	14:02	0-2	0-0	0-2	0-3-3	3	1	0	0	0	0
GEORGIA SOUTHERN	11/18	2:49	0-0	0-0	0-0	0-0-0	1	0	0	0	0	0
WESTERN MICHIGAN	11/19	1:57	0-0	0-0	0-0	0-0-0	2	0	0	0	0	0
NORTH AMERICAN	12/15	11:23	5-8	0-1	0-0	3-1-4	1	0	0	0	0	10
NORTHWESTERN STATE	12/17	6:21	2-2	0-0	1-1	3-3-6	1	0	0	0	0	5
JARVIS CHRISTIAN	12/19	7:47	2-4	0-1	0-0	1-1-2	1	2	1	0	1	4
MIDDLE TENNESSE	1/11	5:27	0-0	0-0	0-0	0-2-2	1	2	0	2	0	0
UTEP	1/14	1:03	0-1	0-0	1-2	1-1-2	0	0	1	0	0	1
UAB	1/28	1:50	0-0	0-0	0-0	0-1-1	0	0	0	0	0	0
at Louisiana Tech	2/2	7:52	1-1	0-0	0-0	1-2-3	1	1	0	0	0	2
NORTH TEXAS	2/4	5:05	1-1	0-0	2-3	0-0-0	2	0	0	0	0	4
at Florida Atlantic	2/9	11:30	0-0	0-0	0-0	0-3-3	3	1	0	0	0	0
at FIU	2/11	4:54	1-1	0-0	1-2	0-3-3	1	0	0	0	0	3
UTSA	2/16	5:21	0-1	0-0	0-0	1-1-2	2	0	0	0	0	0
WKU	2/18	4:12	0-1	0-0	0-0	0-0-0	1	0	0	1	0	0
at UAB	2/23	18:50	3-5	0-1	3-4	0-2-2	4	1	1	0	0	9
at Charlotte	2/25	5:48	0-1	0-0	0-0	0-0-0	0	0	1	0	0	0
FLORIDA ATLANTIC	3/2	13:33	1-1	0-0	0-0	0-2-2	4	1	3	0	0	2
FIU	3/4	8:12	0-0	0-0	0-0	0-2-2	1	0	0	3	0	0
vs. UTSA	3/8	14:20	4-4	0-0	0-1	3-2-5	5	1	1	2	0	8
vs. UAB	3/9	7:18	0-2	0-0	0-0	0-2-2	1	0	1	0	0	0
vs. Duquesne	3/19	12:00	2-3	0-0	0-0	2-1-3	3	1	1	0	0	4
vs. Southern Utah	3/20	10:00	1-1	0-0	0-0	1-3-4	2	0	0	1	0	2
<b>TOTALS</b>		<b>213:52</b>	<b>27-47</b>	<b>0-5</b>	<b>15-27</b>	<b>19-37-56</b>	<b>43</b>	<b>13</b>	<b>10</b>	<b>10</b>	<b>3</b>	<b>69</b>

## AKUCHIE'S CAREER STATS

YEAR	GP-GS	MIN/AVG	FG-FGA	PCT	3FG-FGA	PCT	FT-FTA	PCT	OFF-DEF	TOT	AVG	PF-FO	AST	TO	BLK	STL	PTS	AVG
2022-23	25-0	214/8.6	27-47	.574	0-5	.000	15-27	.556	19-37	56	2.2	43-1	13	10	10	3	69	2.8
<b>TOTAL</b>	<b>25-0</b>	<b>214/8.6</b>	<b>27-47</b>	<b>.574</b>	<b>0-5</b>	<b>.000</b>	<b>15-27</b>	<b>.556</b>	<b>19-37</b>	<b>56</b>	<b>2.2</b>	<b>43-1</b>	<b>13</b>	<b>10</b>	<b>10</b>	<b>3</b>	<b>69</b>	<b>2.8</b>



# MEKHI MASON

SOPHOMORE • GUARD • 6-5 • 195  
GILBERT, ARIZ. • COMPASS PREP

## CAREER HIGHS

Points	25	vs. Houston Christian (11/21/22)
FG Made	10	vs. Houston Christian (11/21/22)
FG Att.	14	vs. Houston Christian (11/21/22) vs. Southern Utah (3/20/23)
3-Pt. FG	4	vs. Houston Christian (11/21/22)
3-Pt. Att.	7	vs. Houston Christian (11/21/22)
Free Throws	5	at UTEP (12/31/22) vs. North Texas (2/4/23) vs. FIU (3/4/23)
Free Throw Att.	6	at UTEP (12/31/22) at Louisiana Tech (2/2/23) vs. North Texas (2/4/23) vs. FIU (3/4/23)
Rebounds	11	vs. Georgia Southern (11/18/22)
Assists	8	vs. Jarvis Christian (12/19/22)
Steals	4	at UTEP (12/31/22) at North Texas (1/19/23) vs. Duquesne (3/19/23)
Blocks	1	at Texas (12/12/22) at UTEP (12/31/23) vs. Middle Tennessee (1/11/23) at UTSA (1/16/23) vs. Charlotte (1/26/23) vs. UAB (1/28/23) vs. UTSA (2/16/23) vs. FIU (3/4/23) vs. UTSA (3/8/23) vs. Southern Utah (3/20/23)
Minutes	43	at UTEP (12/31/22)

## 2022-23 SEASON HIGHS

Points	25	vs. Houston Christian (11/21/22)
FG Made	10	vs. Houston Christian (11/21/22)
FG Att.	14	vs. Houston Christian (11/21/22) vs. Southern Utah (3/20/23)
3-Pt. FG	4	vs. Houston Christian (11/21/22)
3-Pt. Att.	7	vs. Houston Christian (11/21/22)
Free Throws	5	at UTEP (12/31/22) vs. North Texas (2/4/23) vs. FIU (3/4/23)
Free Throw Att.	6	at UTEP (12/31/22) at Louisiana Tech (2/2/23) vs. North Texas (2/4/23) vs. FIU (3/4/23)
Rebounds	11	vs. Georgia Southern (11/18/22)
Assists	8	vs. Jarvis Christian (12/19/22)
Steals	4	at UTEP (12/31/22) at North Texas (1/19/23) vs. Duquesne (3/19/23)
Blocks	1	at Texas (12/12/22) at UTEP (12/31/23) vs. Middle Tennessee (1/11/23) at UTSA (1/16/23) vs. Charlotte (1/26/23) vs. UAB (1/28/23) vs. UTSA (2/16/23) vs. FIU (3/4/23) vs. UTSA (3/8/23) vs. Southern Utah (3/20/23)
Minutes	43	at UTEP (12/31/22)

## MISCELLANEOUS STATS

CATEGORY	2022-23	CAREER
Double-Figure Scoring	15	15
Double-Figure Rebounds	1	1
Double-Figure Assists	-	-
Double-Doubles	1	1
Led Rice in Scoring	4	4
Led Rice in Rebounding	3	3
Led Rice in Assists	6	6
20-Point Games	2	2
5+ Assists	3	3
3+ three-pointers	2	2

## Career Accolades

- 2023 Conference USA All-Freshman Team
- 2023 Conference USA Freshman of the Week
- 2023 Rice Athletics Male Newcomer of the Year

## 2022-23 (Freshman)

- Conference USA All-Freshman Team
- Led the league with four C-USA Freshman of the Week awards
- One of four players to start all 35 games
- Averaged 9.9 points, 3.1 rebounds and 1.9 assists
- Led the team in three-point field goal percentage, connecting on 37.5%
- Scored double-figures 15 times
- Twice scored at least 20 points
- Made his first career start at Pepperdine (11/7), scoring seven points and grabbing a team-high five rebounds
- Recorded first career double-double against Georgia Southern (11/18) with 11 points and 11 rebounds while adding three assists
- Scored a game and career-high 25 points against Houston Christian (11/19)
- Had 13 points and four rebounds at Texas State (12/4)
- Had five assists versus North American (12/15)
- Scored 12 points and set a career-high with eight assists against Jarvis Christian (12/19)
- Had a game-high 19 points and a career-high four steals at UTEP (12/31)
- Tied a career-high with four steals at North Texas (1/19)
- Scored 15 points versus Charlotte (1/26)
- Recorded 12 points, four rebounds and a team-high four assists at Louisiana Tech (2/2)
- Scored a team-high 17 points and had five rebounds against North Texas (2/4)
- Scored a team-high 20 points and added seven rebounds and two steals versus UTSA (2/16)
- Scored 14 points and hit all three three-pointers against WKU (2/18)
- Dropped in 14 points and had three assists versus FIU (3/4)
- Scored 12 points, including 10 in the second half, against UTSA in the first round of the Conference USA Tournament (3/8)
- Tied a game-high with four assists and a career-high with four steals versus Duquesne in the first round of the CBI (3/19)

## Arizona Compass Prep

Played for Ed Gipson at Arizona Compass Prep, where he helped them to a 28-2 record, including a perfect 7-0 in the Skyline Education Conference ... a McDonald's All-American game nominee ... a four-year player for the Dragons, made Second Team All-Conference as a sophomore, averaging 15.0 points per game, 5.0 assists and 3.0 rebounds ... was named to the 2021 Pangos All-American Festival Midwest team, where he averaged 10.5 points.

## Personal

Full name: Mekhi Mason ... Parents: Victor Mason and Ashanti Barrow ... three brothers and two sisters ... sister, Victoria, plays basketball at Hampton ... Rice Major: Undeclared.

# 2023-24 Rice Owls

## MASON'S GAME-BY-GAME STATISTICS


### 2022-23

Opponent	Date	Min	FG-FGA	3FG-3FGA	FT-FTA	O-D-T	PF	A	TO	B	S	Pts
at Pepperdine	11/7	29:30	2-8	1-3	2-4	2-3-5	1	0	2	0	0	7
ST. THOMAS	11/10	25:02	2-6	2-6	3-4	0-2-2	0	1	2	0	1	9
at Middle Tennessee	11/15	25:28	1-6	1-2	0-0	0-2-2	0	2	1	0	0	3
GEORGIA SOUTHERN	11/18	28:52	4-7	1-2	2-5	2-9-11	0	3	4	0	0	11
WESTERN MICHIGAN	11/19	21:55	2-5	1-3	0-0	0-2-2	3	2	2	0	0	5
HOUSTON CHRISTIAN	11/21	35:34	10-14	4-7	1-1	0-1-1	2	3	0	0	0	25
PRAIRIE VIEW A&M	11/30	27:09	3-7	0-4	2-2	0-0-0	3	0	3	0	1	8
at Texas State	12/4	34:48	5-8	1-1	2-3	0-4-4	1	2	2	0	1	13
at Texas	12/12	25:04	2-7	0-2	2-3	3-1-4	2	2	5	1	1	6
NORTH AMERICAN	12/15	16:44	3-6	0-1	0-0	1-3-4	1	5	3	0	2	6
NORTHWESTERN STATE	12/17	22:10	4-5	0-1	0-0	0-3-3	1	4	2	0	0	8
JARVIS CHRISTIAN	12/19	23:02	5-10	2-6	0-0	0-4-4	3	8	0	0	0	12
at WKU	12/29	28:49	4-9	2-4	0-0	0-2-2	4	5	2	0	1	10
at UTEP	12/31	42:55	6-13	2-6	5-6	2-3-5	4	0	4	1	4	19
LOUISIANA TECH	1/5	26:56	3-9	1-4	1-2	1-0-1	4	1	2	0	0	8
MIDDLE TENNESSEE	1/11	31:41	5-11	0-1	0-0	0-2-2	1	0	1	1	0	10
UTEP	1/14	24:04	4-8	2-2	0-0	0-4-4	5	1	5	0	1	10
at UTSA	1/16	33:37	2-9	1-3	0-5	0-4-4	4	1	0	1	2	5
at North Texas	1/19	26:20	2-7	0-2	2-2	0-2-2	4	1	0	0	4	6
CHARLOTTE	1/26	34:20	6-11	1-4	2-3	0-1-1	2	0	4	1	0	15
UAB	1/28	34:13	1-6	1-3	2-2	0-3-3	0	2	2	1	0	5
at Louisiana Tech	2/2	32:18	3-6	2-3	4-6	1-3-4	4	4	4	0	0	12
NORTH TEXAS	2/4	38:31	5-8	2-3	5-6	0-5-5	2	0	2	0	0	17
at Florida Atlantic	2/9	32:55	4-10	1-4	0-0	0-6-6	1	0	2	0	0	9
at FIU	2/11	26:38	3-8	1-2	0-0	1-2-3	5	0	2	0	0	7
UTSA	2/16	33:17	7-13	2-4	4-5	2-5-7	1	2	1	1	2	20
WKU	2/18	22:07	4-6	3-3	3-4	0-3-3	4	1	0	0	0	14
at UAB	2/23	23:03	2-6	0-1	1-2	0-1-1	1	1	0	0	0	5
at Charlotte	2/25	36:21	3-10	1-4	1-2	2-2-4	1	2	1	0	1	8
FLORIDA ATLANTIC	3/2	22:24	3-7	1-3	0-0	0-2-2	1	0	3	0	0	7
FIU	3/4	29:51	4-9	1-3	5-6	0-2-2	3	3	1	1	0	14
vs. UTSA	3/8	30:41	5-13	1-6	1-1	0-2-2	2	3	3	1	1	12
vs. UAB	3/9	18:50	2-5	2-4	0-1	0-1-1	4	2	4	0	0	6
vs. Duquesne	3/19	36:00	2-5	0-1	2-4	0-1-1	3	4	3	0	4	6
vs. Southern Utah	3/20	36:00	3-14	2-4	0-0	0-1-1	1	3	0	1	1	8
<b>TOTALS</b>		<b>1017:09</b>	<b>126-292</b>	<b>42-112</b>	<b>52-79</b>	<b>17-91-108</b>	<b>78</b>	<b>68</b>	<b>72</b>	<b>10</b>	<b>27</b>	<b>346</b>

## MASON'S CAREER STATS

YEAR	GP-GS	MIN/AVG	FG-FGA	PCT	3FG-FGA	PCT	FT-FTA	PCT	OFF-DEF	TOT	AVG	PF-FO	AST	TO	BLK	STL	PTS	AVG
2022-23	35-35	1017/29.1	126-292	.432	42-112	.375	52-79	.658	17-91	108	3.1	78-2	68	72	10	27	346	9.9
<b>TOTAL</b>	<b>35-35</b>	<b>1017/29.1</b>	<b>126-292</b>	<b>.432</b>	<b>42-112</b>	<b>.375</b>	<b>52-79</b>	<b>.658</b>	<b>17-91</b>	<b>108</b>	<b>3.1</b>	<b>78-2</b>	<b>68</b>	<b>72</b>	<b>10</b>	<b>27</b>	<b>346</b>	<b>9.9</b>





# IFEANYI UFOCHUKWU

11

SOPHOMORE • CENTER • 6-11 • 240

BENIN CITY, NIGERIA • COVENANT DAY SCHOOL (N.C.)

## CAREER HIGHS

Points	7	vs. North American (12/15/22)
FG Made	3	vs. North American (12/15/22)
FG Att.	5	vs. North American (12/15/22)
3-Pt. FG	N/A	
3-Pt. Att.	N/A	
Free Throws	1	vs. North American (12/15/22)
Free Throws Att.	2	at Pepperdine (11/7/22)
Rebounds	5	vs. North American (12/15/22)
Assists	1	vs. Jarvis Christian (12/19/22)
Steals	N/A	
Blocks	1	at Pepperdine (11/7/22) vs. St. Thomas (11/10/22) vs. Northwestern State (12/17/22) vs. Jarvis Christian (12/19/22)
Minutes	8	at UAB (2/23/22)

## 2022-23 SEASON HIGHS

Points	7	vs. North American (12/15/22)
FG Made	3	vs. North American (12/15/22)
FG Att.	5	vs. North American (12/15/22)
3-Pt. FG	N/A	
3-Pt. Att.	N/A	
Free Throws	1	vs. North American (12/15/22)
Free Throws Att.	2	at Pepperdine (11/7/22)
Rebounds	5	vs. North American (12/15/22)
Assists	1	vs. Jarvis Christian (12/19/22)
Steals	N/A	
Blocks	1	at Pepperdine (11/7/22) vs. St. Thomas (11/10/22) vs. Northwestern State (12/17/22) vs. Jarvis Christian (12/19/22)
Minutes	8	at UAB (2/23/22)

## MISCELLANEOUS STATS

CATEGORY	2022-23	CAREER
Double-Figure Scoring	-	-
Double-Figure Rebounds	-	-
Double-Figure Assists	-	-
Double-Doubles	-	-
Led Rice in Scoring	-	-
Led Rice in Rebounding	-	-
Led Rice in Assists	-	-
20-Point Games	-	-
5+ Assists	-	-
3+ three-pointers	-	-

## Career Accolades

- 2023 Conference USA Commissioner's Honor Roll

## 2022-23 (Freshman)

- Played in nine games
- Averaged 2.4 points and 2.1 rebounds
- Saw first career action at Pepperdine (11/7), recording two rebounds and a block
- Scored first career points on a dunk against St. Thomas (11/10)
- Set season-highs with seven points and five rebounds versus North American (12/15)
- Scored four points and had four rebounds against Northwestern State (12/17)
- Scored four points versus Jarvis Christian (12/19) ... had four points and three rebounds at UAB (2/23)

## Covenant Day School

Played for Marty Parrish at Covenant Day School ... as a senior, averaged 10.4 points, 7.1 rebounds, and 1.9 blocks ... connected on 63.4% from the field.

## Personal

Full Name: Ifeanyi Ufochukwu ... son of Samuel and Grace Ufochukwu ... has one brother and three sisters ... sister Uchechi Ufochukwu played basketball at Winthrop and Bradley.

# 2023-24 Rice Owls

## UFOCHUKWU'S GAME-BY-GAME STATISTICS

### 2022-23

Opponent	Date	Min	FG-FGA	3FG-3FGA	FT-FTA	O-D-T	PF	A	TO	B	S	Pts
at Pepperdine	11/7	4:07	0-0	0-0	0-2	1-1-2	0	0	0	1	0	0
ST. THOMAS	11/10	2:44	1-1	0-0	0-0	0-2-2	0	0	0	1	0	2
NORTH AMERICAN	12/15	4:48	3-5	0-0	1-1	3-2-5	0	0	0	0	0	7
NORTHWESTERN STATE	12/17	3:29	2-3	0-0	0-0	1-3-4	1	0	1	1	1	4
JARVIS CHRISTIAN	12/19	3:31	2-2	0-0	0-0	0-1-1	1	1	0	1	0	4
UTSA	2/16	1:14	0-0	0-0	1-2	0-0-0	0	0	0	0	0	1
at UAB	2/23	7:40	2-3	0-0	0-0	0-3-3	1	0	0	0	0	4
FLORIDA ATLANTIC	3/2	6:20	0-0	0-0	0-0	0-1-1	1	0	0	0	0	0
vs. UAB	3/9	2:03	0-1	0-0	0-0	0-1-1	0	0	0	0	0	0
<b>TOTALS</b>		<b>35:56</b>	<b>10-15</b>	<b>0-0</b>	<b>2-5</b>	<b>5-14-19</b>	<b>4</b>	<b>1</b>	<b>1</b>	<b>4</b>	<b>0</b>	<b>22</b>

## UFOCHUKWU'S CAREER STATS

YEAR	GP-GS	MIN/AVG	FG-FGA	PCT	3FG-FGA	PCT	FT-FTA	PCT	OFF-DEF	TOT	AVG	PF-FO	AST	TO	BLK	STL	PTS	AVG
2022-23	9-0	36/4.0	10-15	.667	0-0	.000	2-5	.400	5-14	19	2.1	4-0	1	1	4	0	22	2.4
<b>TOTAL</b>	<b>9-0</b>	<b>36/4.0</b>	<b>10-15</b>	<b>.667</b>	<b>0-0</b>	<b>.000</b>	<b>2-5</b>	<b>.400</b>	<b>5-14</b>	<b>19</b>	<b>2.1</b>	<b>4-0</b>	<b>1</b>	<b>1</b>	<b>4</b>	<b>0</b>	<b>22</b>	<b>2.4</b>



# ANTHONY SELDEN

GRADUATE • GUARD • 6-6 • 225  
BOSTON, MASS. • GARDNER-WEBB

## CAREER HIGHS

Points	21	at North Carolina (11/15/22) at USC Upstate (2/25/23)
FG Made	9	at USC Upstate (2/25/23)
FG Att.	15	at Old Dominion (12/10/22) at High Point (12/31/22)
3-Pt. FG	4	vs. Campbell (1/4/21) vs. North Carolina A&T (2/5/22)
3-Pt. Att.	9	vs. Campbell (1/4/21)
Free Throws	5	vs. Columbia International (11/24/21) at North Carolina (11/15/22) vs. Chattanooga (12/3/22)
Free Throw Att.	8	vs. Chattanooga (12/3/22)
Rebounds	12	vs. North Carolina A&T (2/5/22)
Assists	4	vs. Radford (1/29/22)
Steals	3	vs. North Carolina A&T (2/5/22) at Campbell (2/9/22) at Old Dominion (12/10/22) vs. Charleston Southern (12/29/22)
Blocks	5	vs. Converse (12/17/21) at North Carolina Central (11/26/22)
Minutes	43	vs. Campbell (2/11/23)

## 2022-23 SEASON HIGHS

Points	21	at North Carolina (11/15/22) at USC Upstate (2/25/23)
FG Made	9	at USC Upstate (2/25/23)
FG Att.	15	at Old Dominion (12/10/22) at High Point (12/31/22)
3-Pt. FG	3	vs. Presbyterian (2/4/23)
3-Pt. Att.	6	at Western Carolina (11/30/22) at Old Dominion (12/10/22)
Free Throws	5	at North Carolina (11/15/22) vs. Chattanooga (12/3/22)
Free Throw Att.	8	vs. Chattanooga (12/3/22)
Rebounds	12	at North Carolina Central (11/26/22)
Assists	3	vs. Chattanooga (12/3/22) vs. Bob Jones (12/19/22) vs. Radford (1/7/23)
Steals	3	at Old Dominion (12/10/22) vs. Charleston Southern (12/29/22)
Blocks	5	at North Carolina Central (11/26/22)
Minutes	43	vs. Campbell (2/11/23)

## MISCELLANEOUS STATS

CATEGORY	2022-23	CAREER
Double-Figure Scoring	20	31
Double-Figure Rebounds	2	3
Double-Figure Assists	-	-
Double-Doubles	1	2
Led Rice in Scoring	-	-
Led Rice in Rebounding	-	-
Led Rice in Assists	-	-
20-Point Games	3	4
5+ Assists	-	-
3+ three-pointers	1	7

### 2022-23 (Redshirt Junior - Gardner-Webb)

- Played in 31 games recording 30 starts
- Second on the team with 11.5 points per game, which was 17th in the Big South Conference
- Was also third on the team with 4.4 rebounds while connecting on 48.3% from the field
- Scored double-figures 20 times, including 12 times within league play
- Collected a career-high 21 at then No. 1 North Carolina (11/15)
- Posted another 21-point effort in the regular season finale at USC Upstate (2/25)
- Had a double double at N.C. Central (11/26) in a 14 point and 11 rebound effort
- Also matched a career-high in blocks during the game with five rejections
- Had three steals in the conference opener hosting Charleston Southern (12/29) to tie a career-best

### 2021-22 (Reshirt Sophomore - Gardner-Webb)

- Named Big South Player of the Week after averaging 18.0 points, 4.0 rebounds and 2.0 steals in wins over Charleston Southern and Hampton to open conference play
- Scored his career-high 20 points in a nine-point win over Hampton in the Big South home opener
- Had double figures in scoring for each of the first four conference games
- Played in 30 games during the year making one start while averaging 23.5 minutes per game
- Had 7.4 points per game and 4.8 rebounds per game
- Finished the year with 26 steals and 28 blocks
- Recorded a double-double in a home win over N.C. A&T as he finished with 18 points and 12 boards
- Was sixth in the league in blocks shots per game
- Finished ninth in the league in rebounds per game in Big South play

### 2020-21 (Redshirt Freshman - Gardner-Webb)

- Made three starts and saw action in all 26 games
- Connected at a 34.6 percent clip (45-of-130) from the field and 28.7 percent (24-of-87) from beyond the arc
- Averaged 5.0 points, 2.5 rebounds and 0.6 assists in 17.3 minutes per game
- Recorded 16 blocks and 10 steals on defense
- Reached double figures in four contests
- Scored a season-high 16 points with five boards, two assists, one block and one steal to cap off a complete performance against Campbell (1/4)
- Registered 11 points with a season-high two steals at ETSU (12/15)
- Tallied 14 points off an efficient 4-of-6 shooting night in a home win over Radford (2/18)
- Added 10 points vs. UNC Asheville (1/20)
- Played 21 minutes and made two 3-pointers vs. No. 21 Florida State (12/21)
- Hit two triples and tied for a season-high with two blocks in his career debut at Western Kentucky (12/10)
- Made his first-career start in a league win over Hampton (12/31)

### 2019-20 (Freshman - Gardner-Webb)

- Redshirted

### Tilton (N.H.) School

- Played one postgraduate season at Tilton (N.H.) School under Coach Marcus O'Neil
- Rated as one of the top-40 prospects in New England for the Class of 2019
- Rated as the No. 9 player in New Hampshire
- Earned honorable mention All-NEPSAC Class AA selection following the 2018-2019 season
- Averaged 14.1 points and 5.3 rebounds per game for the Rams
- Scored a season-high 31 points vs. Kimball Union

### Lawrence (Kan.) High School

- Played three seasons at Lawrence (Kan.) High
- Averaged 11.6 points per game as a senior to earn honorable mention All-Area honors from the Lawrence Journal-World
- Also an All-Conference selection that season
- Scored a season-high 29 points vs. Wyandotte (Kan.) High

# 2023-24 Rice Owls

## SELDEN'S GAME-BY-GAME STATISTICS

### 2020-21 (GARDNER-WEBB)

Opponent	Date	Min	FG-FGA	3FG-3FGA	FT-FTA	O-D-T	PF	A	TO	B	S	Pts
at Florida State	11/27	21	2-6	2-5	0-0	0-3-3	2	0	4	0	1	6
at WKU	12/10	16	2-7	2-3	0-0	0-1-1	3	1	1	2	0	6
at Pittsburgh	12/12	21	3-8	1-5	0-0	0-2-2	1	1	0	1	0	7
at East Tennessee State	12/15	26	3-6	3-6	2-2	1-3-4	0	0	0	2	2	11
VMI	12/18	13	1-4	0-3	0-0	0-2-2	2	1	1	0	0	2
at Hampton	12/30	26	2-7	0-3	3-4	2-4-6	3	0	0	0	1	7
at Hampton	12/30	27	2-3	0-1	0-2	0-1-1	1	1	0	1	0	4
CAMPBELL	1/4	32	6-11	4-9	0-0	1-4-5	3	1	1	1	0	16
CAMPBELL	1/5	12	3-6	2-4	0-0	1-1-2	1	1	1	1	0	8
at Winthrop	1/9	21	1-9	1-8	2-2	1-1-2	5	2	1	1	1	5
at Winthrop	1/10	20	2-5	1-3	0-0	1-0-1	0	0	0	0	0	5
UNC-ASHEVILLE	1/19	10	0-1	0-0	0-0	0-1-1	0	1	2	0	0	0
UNC-ASHEVILLE	1/19	20	3-3	2-2	2-2	0-4-4	4	2	4	1	1	10
CHARLESTON SOUTHERN	1/24	16	0-5	0-2	0-0	2-1-3	1	1	0	0	0	0
CHARLESTON SOUTHERN	1/25	5	1-2	1-2	0-0	0-0-0	1	0	0	0	0	3
HIGH POINT	1/29	8	2-5	1-4	0-0	0-1-1	1	0	0	1	0	5
HIGH POINT	1/30	10	2-2	0-0	0-0	0-0-0	1	0	2	1	0	4
PRESBYTERIAN	2/4	8	1-5	0-3	0-0	1-0-1	1	0	0	0	1	2
PRESBYTERIAN	2/5	16	3-6	2-4	0-0	1-2-3	1	0	0	1	0	8
at USC Upstate	2/8	18	0-6	0-5	0-0	1-3-4	2	0	0	0	1	0
at Longwood	2/11	17	1-2	0-1	1-2	0-2-2	2	0	1	1	0	3
at Longwood	2/12	16	1-6	0-3	1-2	0-3-3	3	0	0	0	0	3
at Radford	2/17	12	0-1	0-1	0-0	0-2-2	1	0	0	0	0	0
at Radford	2/18	21	4-6	3-5	3-4	1-4-5	1	1	0	1	1	14
at USC Upstate	2/22	18	0-5	0-3	0-2	0-3-3	1	0	1	1	1	0
at Campbell	3/1	19	0-3	0-3	0-0	0-3-3	0	1	3	0	0	0
<b>TOTALS</b>		<b>449</b>	<b>45-130</b>	<b>25-87</b>	<b>14-22</b>	<b>13-51-64</b>	<b>40</b>	<b>15</b>	<b>22</b>	<b>16</b>	<b>10</b>	<b>129</b>

### 2021-22 (GARDNER-WEBB)

Opponent	Date	Min	FG-FGA	3FG-3FGA	FT-FTA	O-D-T	PF	A	TO	B	S	Pts
at UNLV	11/10	18	0-3	0-3	0-0	0-2-2	3	2	2	0	2	0
at Arkansas	11/13	26	1-5	1-3	0-1	0-4-4	3	3	1	1	1	3
at Duke	11/16	21	4-5	0-1	1-1	1-5-6	2	0	2	2	0	9
CARVER	11/20	25	3-8	1-5	4-7	1-4-5	1	2	2	3	0	11
COLUMBIA INTERNATIONAL	11/24	18	0-3	0-1	5-6	2-2-4	5	1	1	1	0	5
WESTERN CAROLINA	11/27	23	2-6	2-5	0-0	0-1-1	2	1	1	2	1	6
NORTH CAROLINA CENTRAL	11/29	24	3-4	2-3	0-4	1-6-7	3	2	2	1	1	8
at East Carolina	12/4	22	2-5	1-2	0-0	0-2-2	2	0	1	0	1	5
WOFFORD	12/8	17	3-7	1-2	0-0	0-3-3	1	1	1	1	0	7
at VMI	12/11	30	4-8	1-3	1-2	3-2-5	2	1	1	0	1	10
at North Carolina Central	12/15	20	1-3	0-2	0-0	1-0-1	2	0	2	1	1	2
CONVERSE	12/17	19	1-4	1-1	0-0	3-2-5	3	3	0	5	1	3
at Georgia	12/29	24	4-9	1-3	0-0	0-3-3	3	0	1	0	0	9
at Charleston Southern	1/5	22	7-9	2-3	0-1	0-4-4	3	3	1	1	2	16
HAMPTON	1/8	33	8-10	3-4	1-2	0-4-4	3	3	0	2	2	20
PRESBYTERIAN	1/12	30	4-8	1-3	2-2	0-5-5	4	1	4	2	0	11
at Longwood	1/15	33	5-8	3-6	4-6	1-3-4	1	3	3	1	0	17
USC UPSTATE	1/19	16	0-5	0-2	0-0	2-4-6	2	2	2	0	0	0
at Winthrop	1/22	23	2-9	1-2	1-2	1-7-8	4	0	2	0	1	6
at UNC-Asheville	1/27	19	3-6	1-1	0-0	1-3-4	3	2	3	0	2	7
RADFORD	1/29	30	2-7	0-2	2-2	3-3-6	0	4	0	0	2	6
at High Point	2/2	23	3-6	0-1	2-2	2-5-7	1	1	1	0	1	8
NORTH CAROLINA A&T	2/5	30	5-11	4-6	4-4	3-9-12	2	1	3	1	3	18
at Campbell	2/9	30	2-5	0-2	0-0	2-5-7	3	1	1	1	3	4
CHARLESTON SOUTHERN	2/12	25	4-8	1-3	0-0	1-4-5	1	0	1	1	0	9
WINTHROP	2/16	31	4-6	1-3	0-0	2-4-6	1	0	1	1	1	9
at Presbyterian	2/19	11	1-1	0-0	0-0	0-1-1	4	1	2	0	0	2
UNC-ASHEVILLE	2/23	25	2-5	0-2	0-0	2-4-6	2	1	3	1	0	4
at USC Upstate	2/26	21	1-8	1-4	2-2	3-4-7	2	2	1	0	0	5
vs. Campbell	3/4	17	1-4	1-2	0-0	1-2-3	2	1	1	0	0	3
<b>TOTALS</b>		<b>706</b>	<b>82-186</b>	<b>30-80</b>	<b>29-44</b>	<b>36-107-143</b>	<b>69</b>	<b>40</b>	<b>46</b>	<b>28</b>	<b>26</b>	<b>223</b>

### 2022-23 (GARDNER-WEBB)

Opponent	Date	Min	FG-FGA	3FG-3FGA	FT-FTA	O-D-T	PF	A	TO	B	S	Pts
at Colorado State	11/7	28	5-10	1-4	0-0	1-2-3	3	0	2	1	1	11
at Stephen F. Austin	11/10	25	2-4	1-3	0-0	0-1-1	2	0	2	2	0	5
at North Carolina	11/15	27	7-12	2-3	5-5	1-3-4	1	1	1	1	2	21
at Wofford	11/18	31	4-11	1-5	2-2	1-2-3	3	0	2	0	0	11
vs. North Carolina A&T	11/19	24	2-5	0-1	2-2	0-0-0	4	0	2	0	1	6
at North Carolina Central	11/26	31	6-14	2-5	0-0	2-9-11	2	1	5	5	0	14
at Western Carolina	11/30	30	5-11	2-6	2-2	2-2-4	4	0	1	0	0	14
CHATTAHOOGA	12/3	32	3-8	0-2	5-8	1-6-7	1	3	1	2	0	11
at Old Dominion	12/10	34	3-15	1-6	2-2	1-5-6	3	0	3	1	3	9
CAROLINA	12/14	18	8-11	1-2	1-1	1-0-1	3	0	1	1	1	18
NORTH CAROLINA CENTRAL	12/17	34	4-9	0-4	1-2	4-3-7	1	2	1	1	0	9
BOB JONES	12/19	27	7-10	0-2	1-2	0-8-8	3	3	2	1	0	15
CHARLESTON SOUTHERN	12/29	33	5-10	1-4	0-0	1-4-5	3	0	8	1	3	11
at High Point	12/31	35	6-15	0-2	3-4	3-6-9	1	2	2	2	1	15
at Campbell	1/4	30	5-10	1-3	2-2	0-5-5	4	1	3	2	0	13
RADFORD	1/7	21	1-4	0-2	0-0	0-1-1	3	3	1	0	1	2
at Presbyterian	1/11	29	5-10	1-2	0-4	3-1-4	3	2	3	0	0	11
UNC-ASHEVILLE	1/14	13	3-4	0-0	0-0	0-0-0	4	0	0	0	1	6
at Longwood	1/18	17	3-5	0-1	1-2	0-1-1	1	2	3	0	1	7
at Winthrop	1/21	15	0-8	0-2	0-4	0-3-3	2	1	1	1	0	0
USC UPSTATE	1/25	22	3-5	0-0	0-0	0-2-2	2	1	1	0	1	6
HIGH POINT	1/28	19	7-9	1-2	0-0	2-0-2	2	0	1	0	1	15
at Charleston Southern	2/1	26	6-11	1-4	2-3	1-3-4	3	1	2	1	1	15
PRESBYTERIAN	2/4	31	6-13	3-4	0-2	2-7-9	3	2	1	0	0	15
at Radford	2/9	25	5-8	1-2	3-4	2-0-2	4	0	1	1	0	14
CAMPBELL	2/11	43	4-10	1-3	2-4	2-4-6	4	0	3	1	1	11
WINTHROP	2/15	31	4-13	0-3	0-0	7-3-10	5	1	2	0	1	8
at UNC-Asheville	2/18	29	7-12	2-3	4-6	1-4-5	3	1	4	2	0	20
LONGWOOD	2/23	21	2-7	1-3	1-3	0-2-2	1	1	2	0	1	6
at USC Upstate	2/25	34	9-12	1-3	2-3	1-2-3	1	0	3	2	0	21
vs. USC Upstate	3/3	33	6-10	1-1	3-4	3-4-7	2	1	3	1	1	16
<b>TOTALS</b>		<b>848</b>	<b>143-296</b>	<b>26-87</b>	<b>44-71</b>	<b>42-93-135</b>	<b>81</b>	<b>29</b>	<b>67</b>	<b>29</b>	<b>22</b>	<b>356</b>

### SELDEN'S CAREER STATS

YEAR	GP-GS	MIN/AVG	FG-FGA	PCT	3FG-FGA	PCT	FT-FTA	PCT	OFF-DEF	TOT	AVG	PF-FO	AST	TO	BLK	STL	PTS	AVG
2020-21*	26-3	449/17.3	46-131	.351	25-87	.287	14-22	.636	13-51	64	2.5	40-1	14	22	16	10	131	5.0
2021-22*	30-1	704/23.5	82-186	.441	30-80	.375	29-44	.659	36-107	143	4.8	69-1	40	46	28	26	223	7.4
2022-23*	31-30	849/27.4	143-296	.483	26-87	.299	44-71	.620	42-93	135	4.4	81-1	29	67	29	22	356	11.5
<b>TOTAL</b>	<b>87-34</b>	<b>2001/23.0</b>	<b>271-613</b>	<b>.442</b>	<b>81-254</b>	<b>.319</b>	<b>87-137</b>	<b>.635</b>	<b>91-251</b>	<b>342</b>	<b>3.9</b>	<b>190-3</b>	<b>83</b>	<b>135</b>	<b>73</b>	<b>58</b>	<b>710</b>	<b>8.2</b>

\*stats from Gardner-Webb



# SAM ALAJIKI

JUNIOR • FORWARD • 6-7 • 230  
DUNDALK, IRELAND • CALIFORNIA

0

## CAREER HIGHS

Points	19	vs. Stanford (1/6/23)
FG Made	7	vs. Stanford (1/6/23)
FG Att.	11	vs. Arizona State (2/11/23)
3-Pt. FG	5	vs. Stanford (1/6/23)
3-Pt. Att.	7	vs. Southern (11/18/22) vs. Arizona State (2/11/23)
Free Throws	4	vs. TCU (11/25/22)
Free Throw Att.	5	vs. TCU (11/25/22)
Rebounds	11	at Stanford (1/28/23)
Assists	4	vs. Texas State (11/21/22)
Steals	2	vs. Southern Utah (11/18/21) vs. Stanford (1/6/23)
Blocks	3	vs. Southern Utah (11/18/21) vs. UC Davis (11/7/22)
Minutes	35	at Oregon State (3/4/23) vs. Washington State (3/8/23)

## 2022-23 SEASON HIGHS

Points	19	vs. Stanford (1/6/23)
FG Made	7	vs. Stanford (1/6/23)
FG Att.	11	vs. Arizona State (2/11/23)
3-Pt. FG	5	vs. Stanford (1/6/23)
3-Pt. Att.	7	vs. Southern (11/18/22) vs. Arizona State (2/11/23)
Free Throws	4	vs. TCU (11/25/22)
Free Throw Att.	5	vs. TCU (11/25/22)
Rebounds	11	at Stanford (1/28/23)
Assists	4	vs. Texas State (11/21/22)
Steals	2	vs. Stanford (1/6/23)
Blocks	3	vs. UC Davis (11/7/22)
Minutes	35	at Oregon State (3/4/23) vs. Washington State (3/8/23)

## MISCELLANEOUS STATS

CATEGORY	2022-23	CAREER
Double-Figure Scoring	7	8
Double-Figure Rebounds	1	1
Double-Figure Assists	-	-
Double-Doubles	1	1
Led Rice in Scoring	-	-
Led Rice in Rebounding	-	-
Led Rice in Assists	-	-
20-Point Games	-	-
5+ Assists	-	-
3+ three-pointers	4	5

### 2022-23 (Sophomore - Cal)

- Played in an increased role as a sophomore with 14 starts in 29 games played
- Averaged 6.1 points & 3.6 rebounds in 24.0 minutes played per game
- Started 10 of Cal's final 11 games
- Led the Bears in 3-point shooting, making 33 of 92 attempts (35.9%); shot 39% overall from the floor
- Seven double-figure scoring performances, including four in the final nine games of the season
- Was third on the team in blocks (16) & also tallied 11 steals
- Exploded for a career-high 19 points on 5-of-6 from three-point range in a win vs. Stanford (Jan. 6)
- Helped Cal tie a school record with 16 made 3-pointers in the 92-70 victory
- Recorded his first career double-double with 13 points & 11 rebounds at Stanford (Jan. 28)

### 2021-22 (Freshman - Cal)

- Played in 30 games & made four starts in a productive rookie season with the Golden Bears
- Became the first Cal player to earn Pac-12 All-Freshman Team honors (honorable mention) since 2016-17
- Tied Cal's single-season 3-point field-goal percentage record & set a Cal freshman record by making 20-of-40 attempts (50%)
- Averaged 3.1 points & 1.9 rebounds in 12.4 minutes per game
- Five games with multiple 3-pointers made, including a season-high three at #7 UCLA (Jan. 27)
- Season-high 11 points on 4-of-6 shooting at #7 UCLA (Jan. 27)
- Impacted Cal's double-overtime win vs. Southern Utah on both ends of the court, recording eight points, five rebounds, three blocks & two steals in a season-high 28 minutes played
- Allied five points & four rebounds over 15 minutes played in his first career start vs. Idaho State (Dec. 8)
- His three other starts all came in Pac-12 play against UCLA (Jan. 27), USC (Jan. 29) & Washington State (Feb. 5)
- Made collegiate debut in Cal's season opener vs. UC San Diego (Nov. 9), scoring three points & adding two rebounds & one assist

### National (Ireland)

- Averaged 13 points & six rebounds while leading Ireland to a 5-1 record at the 2022 U-20 FIBA European Championships (Division B).

### High School/Club

- Graduated from St. Benedict's Prep (N.J.) in spring 2021
- Breakout junior season at Beckley Prep (Mount Hope, W. Va.)

### Personal

- Born on Nov. 12
- Split time between Ireland and England as a youth before moving to the United States for two years of high school

# 2023-24 Rice Owls

## ALAJIKI'S GAME-BY-GAME STATISTICS

### 2021-22 (CALIFORNIA)

Opponent	Date	Min	FG-FGA	3FG-3FGA	FT-FTA	O-D-T	PF	A	TO	B	S	Pts
UC SAN DIEGO	11/9	11	1-2	1-2	0-0	0-2-2	1	1	1	0	0	3
at UNLV	11/13	4	0-1	0-0	0-0	0-1-1	0	0	0	0	0	0
SAN DIEGO	11/15	12	0-1	0-1	0-0	0-2-2	0	0	1	1	0	0
SOUTHERN UTAH	11/18	28	2-5	2-4	2-2	2-3-5	2	0	0	3	2	8
vs. Florida	11/22	11	1-4	0-0	1-1	1-1-2	0	1	1	0	0	3
vs. Seton Hall	11/24	10	0-2	0-1	1-2	1-1-2	2	0	1	0	0	1
FRESNO STATE	11/28	7	0-0	0-0	0-0	0-1-1	0	0	0	0	0	0
OREGON STATE	12/2	6	2-2	1-1	0-1	0-1-1	0	0	0	0	0	5
at Utah	12/5	8	1-1	1-1	0-0	0-0-0	0	0	1	0	0	3
IDAHO STATE	12/8	15	2-4	1-2	0-0	2-2-4	3	0	1	0	1	5
SANTA CLARA	12/11	14	2-3	2-3	0-0	0-2-2	1	1	0	0	0	6
DARTMOUTH	12/19	11	2-3	0-1	0-0	1-0-1	0	0	0	0	1	4
PACIFIC	12/22	6	1-1	1-1	0-0	0-0-0	1	0	1	0	0	3
ARIZONA STATE	1/2	9	1-1	1-1	0-0	0-2-2	2	0	0	1	0	3
at Washington	1/12	14	3-3	1-1	0-0	0-3-3	0	1	0	0	0	7
at Washington State	1/15	8	0-0	0-0	0-0	0-0-0	0	1	0	0	0	0
ARIZONA	1/23	15	1-4	1-1	1-2	2-4-6	2	0	0	0	0	4
at UCLA	1/27	24	4-6	3-5	0-0	0-3-3	1	1	3	0	1	11
at USC	1/29	18	1-3	0-1	0-0	0-3-3	2	1	1	0	0	2
at Stanford	2/1	11	0-0	0-0	0-0	0-0-0	0	0	1	0	0	0
WASHINGTON	2/3	19	2-3	2-2	1-2	2-3-5	1	2	2	0	0	7
WASHINGTON STATE	2/5	12	0-3	0-1	0-0	1-2-3	2	1	0	0	0	0
at Oregon State	2/9	12	0-1	0-0	0-0	0-3-3	1	0	1	0	0	0
COLORADO	2/17	14	2-4	2-3	0-0	0-2-2	1	2	1	0	1	6
UTAH	2/19	6	0-1	0-1	0-0	0-0-0	1	0	2	0	1	0
STANFORD	2/26	10	0-2	0-2	0-0	0-1-1	0	0	0	0	0	0
at Arizona State	3/3	17	1-3	0-2	0-0	0-2-2	2	0	1	0	0	2
at Arizona	3/5	13	0-0	0-0	1-2	0-0-0	2	0	1	1	0	1
vs. Washington State	3/9	18	1-4	0-2	3-4	1-0-1	1	0	0	0	0	5
<b>TOTALS</b>		<b>374</b>	<b>31-68</b>	<b>20-40</b>	<b>10-16</b>	<b>13-44-57</b>	<b>29</b>	<b>12</b>	<b>20</b>	<b>6</b>	<b>8</b>	<b>92</b>

### 2022-23 (CALIFORNIA)

Opponent	Date	Min	FG-FGA	3FG-3FGA	FT-FTA	O-D-T	PF	A	TO	B	S	Pts
UC DAVIS	11/7	22	1-2	1-1	1-2	2-4-6	1	2	0	3	1	4
KANSAS STATE	11/11	21	1-7	0-4	1-2	0-3-3	1	0	0	0	0	3
at UC San Diego	11/15	21	2-2	0-0	0-0	1-3-4	1	0	1	0	0	4
SOUTHERN	11/18	23	3-7	3-7	1-2	0-3-3	4	1	1	2	1	10
TEXAS STATE	11/21	32	4-9	1-3	0-1	1-8-9	1	4	1	0	0	9
vs. TCU	11/25	19	1-3	1-3	4-5	0-4-4	1	0	2	0	1	7
at Arizona	12/4	15	0-3	0-2	0-0	1-3-4	3	0	0	0	0	0
EASTERN WASHINGTON	12/7	26	1-5	1-5	0-0	0-3-3	2	0	2	1	0	3
BUTLER	12/10	24	2-8	1-6	0-0	0-5-5	1	1	0	0	0	5
at Santa Clara	12/18	23	2-5	2-5	2-2	1-0-1	3	0	1	0	0	8
UT ARLINGTON	12/21	20	1-3	1-3	0-0	0-4-4	2	2	3	1	0	3
UTAH	12/29	16	0-2	0-2	0-0	0-0-0	1	0	0	0	1	0
COLORADO	12/31	22	1-1	0-0	2-2	1-2-3	1	0	1	1	0	4
STANFORD	1/6	19	7-9	5-6	0-0	0-2-2	2	0	1	0	2	19
at Washington State	1/11	8	0-3	0-2	0-0	1-0-1	0	0	0	0	0	0
at Washington	1/14	24	1-4	1-3	1-4	1-1-2	3	0	1	1	0	4
OREGON	1/18	20	4-7	1-3	0-0	1-2-3	1	1	0	0	1	9
at Stanford	1/28	31	5-10	1-3	2-3	3-8-11	1	0	1	0	0	13
at Colorado	2/2	24	2-3	2-3	0-0	0-1-1	2	1	1	0	0	6
at Utah	2/5	26	1-9	1-6	0-0	0-3-3	1	2	1	1	0	3
ARIZONA	2/9	25	4-9	3-4	1-2	3-3-6	3	0	2	1	0	12
ARIZONA STATE	2/11	29	4-11	3-7	0-2	2-2-4	3	1	0	0	1	11
at USC	2/16	28	1-7	0-3	0-0	0-3-3	0	1	1	1	0	2
at UCLA	2/18	23	1-3	0-0	0-0	0-3-3	2	0	1	0	1	2
WASHINGTON	2/23	28	5-9	2-4	1-3	3-1-4	2	2	0	1	1	13
WASHINGTON STATE	2/25	27	1-2	1-2	0-0	0-2-2	0	0	2	1	0	3
at Oregon	3/2	29	4-5	2-2	1-2	0-3-3	0	0	0	0	0	11
at Oregon State	3/4	35	2-5	0-1	0-0	1-1-2	3	1	2	1	0	4
vs. Washington State	3/8	35	1-6	0-2	2-2	3-2-5	1	1	2	1	1	4
<b>TOTALS</b>		<b>695</b>	<b>62-159</b>	<b>33-92</b>	<b>19-34</b>	<b>25-79-104</b>	<b>46</b>	<b>20</b>	<b>27</b>	<b>16</b>	<b>11</b>	<b>176</b>

## ALAJIKI'S CAREER STATS

YEAR	GP-GS	MIN/AVG	FG-FGA	PCT	3FG-FGA	PCT	FT-FTA	PCT	OFF-DEF	TOT	AVG	PF-FO	AST	TO	BLK	STL	PTS	AVG
2021-22*	30-4	372/12.4	31-68	.456	20-4	.500	10-16	.625	13-44	57	1.9	29-0	12	20	6	8	92	3.1
2022-23*	29-14	696/24.0	62-159	.390	33-92	.359	19-34	.559	25-79	104	3.6	46-0	20	27	16	11	176	6.1
<b>TOTAL</b>	<b>59-18</b>	<b>1067/18.1</b>	<b>93-227</b>	<b>.410</b>	<b>53-132</b>	<b>.402</b>	<b>29-50</b>	<b>.580</b>	<b>38-123</b>	<b>161</b>	<b>2.7</b>	<b>75-0</b>	<b>32</b>	<b>47</b>	<b>22</b>	<b>19</b>	<b>268</b>	<b>4.5</b>

\*stats from California



# NOAH SHELBY

SOPHOMORE • GUARD • 6-3 • 185  
MCKINNEY, TEXAS • VANDERBILT

## CAREER HIGHS

Points	12 vs. Southeastern Louisiana (12/30/22) at Tennessee (1/20/23)
FG Made	4 vs. Southeastern Louisiana (12/30/22)
FG Att.	8 vs. Southeastern Louisiana (12/30/22) at Missouri (1/7/23)
3-Pt. FG	4 vs. Southeastern Louisiana (12/30/22)
3-Pt. Att.	8 vs. Southeastern Louisiana (12/30/22)
Free Throws	3 at Tennessee (1/10/23)
Free Throw Att.	4 vs. Morehead State (11/18/22)
Rebounds	2 vs. Morehead State (11/18/22) vs. Alabama (1/17/23)
Assists	3 vs. Southeastern Louisiana (12/30/22)
Steals	1 at Missouri (1/7/23)
Blocks	N/A
Minutes	15 at Tennessee (1/10/23)

## 2022-23 SEASON HIGHS

Points	12 vs. Southeastern Louisiana (12/30/22) at Tennessee (1/20/23)
FG Made	4 vs. Southeastern Louisiana (12/30/22)
FG Att.	8 vs. Southeastern Louisiana (12/30/22) at Missouri (1/7/23)
3-Pt. FG	4 vs. Southeastern Louisiana (12/30/22)
3-Pt. Att.	8 vs. Southeastern Louisiana (12/30/22)
Free Throws	3 at Tennessee (1/10/23)
Free Throw Att.	4 vs. Morehead State (11/18/22)
Rebounds	2 vs. Morehead State (11/18/22) vs. Alabama (1/17/23)
Assists	3 vs. Southeastern Louisiana (12/30/22)
Steals	1 at Missouri (1/7/23)
Blocks	N/A
Minutes	15 at Tennessee (1/10/23)

## MISCELLANEOUS STATS

CATEGORY	2022-23	CAREER
Double-Figure Scoring	2	2
Double-Figure Rebounds	-	-
Double-Figure Assists	-	-
Double-Doubles	-	-
Led Rice in Scoring	-	-
Led Rice in Rebounding	-	-
Led Rice in Assists	-	-
20-Point Games	-	-
5+ Assists	-	-
3+ three-pointers	2	2

### 2022-23 (Freshman - Vanderbilt)

- Played in 14 games, including nine in SEC play
- Averaged 3.7 points and 0.5 rebounds in 9.0 minutes per game
- Shot 31.1 percent from 3 (14-of-45)
- Made at least one three in seven games
- Scored in double figures twice
- Collegiate debut vs. Southern Miss (11/11/22)
- Scored a season-high 12 points in a win over Southeastern Louisiana on four made 3s (12/30/22)
- Matched season high with 12 points at Tennessee with three 3s (1/10/23).

### Greenhill School

- 2022 McDonald's All-American Game Nominee
- Prepped at Greenhill School (Texas) under head coach Joey Sims
- Four-star recruit by ESPN, 247Sports and Rivals
- Ranked as nation's No. 23 point guard by ESPN
- Ranked as No. 82 overall recruit and nation's No. 14 point guard by Rivals
- Ranked as nation's No. 17 point guard and No. 99 overall by 247Sports
- Averaged 22.7 points/game as a senior in 2021-22
- Earned All-Southwest Preparatory Conference honors as a senior
- Posted 31.1 points/game as a junior at Greenhill
- 2021 Second Team All-Area

### Personal

- Son of Fannie and Derrick Shelby
- Father played basketball and mother played volleyball at UT-Arlington

# 2023-24 Rice Owls

## SHELBY'S GAME-BY-GAME STATISTICS

### 2022-23 (VANDERBILT)

Opponent	Date	Min	FG-FGA	3FG-3FGA	FT-FTA	O-D-T	PF	A	TO	B	S	Pts
SOUTHERN MISS	11/11	5	0-3	0-3	0-0	0-0-0	0	0	0	0	0	0
MOREHEAD STATE	11/18	11	2-6	2-6	2-4	0-2-2	2	0	0	0	0	8
at VCU	11/30	2	0-0	0-0	0-0	0-0-0	1	0	0	0	0	0
ALABAMA A&M	12/22	11	1-5	1-5	0-0	0-1-1	1	0	0	0	0	3
SOUTHEASTERN LOUISIANA	12/30	12	4-8	4-8	0-0	0-0-0	1	3	0	0	0	12
SOUTH CAROLINA	1/3	8	1-1	1-1	0-0	0-0-0	0	0	0	0	0	3
at Missouri	1/7	13	2-8	2-7	0-0	0-0-0	0	0	0	0	1	6
at Tennessee	1/10	15	3-7	3-7	3-3	0-1-1	1	0	0	0	0	12
ARKANSAS	1/14	13	1-3	0-2	0-0	0-0-0	1	0	0	0	0	2
ALABAMA	1/17	12	0-5	0-3	1-2	1-1-2	0	0	0	0	0	1
KENTUCKY	1/24	6	0-0	0-0	0-0	0-1-1	0	0	0	0	0	0
at Alabama	1/31	5	0-1	0-0	0-0	0-0-0	1	0	0	0	0	0
at Florida	2/11	4	1-2	1-2	0-0	0-0-0	0	0	0	0	0	3
at South Carolina	2/14	2	1-2	0-0	0-0	0-0-0	1	0	1	0	0	2
<b>TOTALS</b>		<b>126</b>	<b>16-51</b>	<b>14-45</b>	<b>6-9</b>	<b>1-6-7</b>	<b>9</b>	<b>3</b>	<b>1</b>	<b>0</b>	<b>1</b>	<b>52</b>

## SHELBY'S CAREER STATS

YEAR	GP-GS	MIN/AVG	FG-FGA	PCT	3FG-FGA	PCT	FT-FTA	PCT	OFF-DEF	TOT	AVG	PF-FO	AST	TO	BLK	STL	PTS	AVG
2022-23*	14-0	126/9.0	16-51	.314	14-45	.311	6-9	.667	1-6	7	0.5	9-0	3	1	0	1	52	3.7
<b>TOTAL</b>	<b>14-0</b>	<b>126/9.0</b>	<b>16-51</b>	<b>.314</b>	<b>14-45</b>	<b>.311</b>	<b>6-9</b>	<b>.667</b>	<b>1-6</b>	<b>7</b>	<b>0.5</b>	<b>9-0</b>	<b>3</b>	<b>1</b>	<b>0</b>	<b>1</b>	<b>52</b>	<b>3.7</b>

\*stats from Vanderbilt





# GEORGE PERKINS

30

REDSHIRT FRESHMAN • FORWARD • 6-8 • 200

WASHINGTON, D.C. • SIDWELL FRIENDS SCHOOL

## CAREER HIGHS

Points	N/A
FG Made	N/A
FG Att.	N/A
3-Pt. FG	N/A
3-Pt. Att.	N/A
Free Throws	N/A
Free Throw Att.	N/A
Rebounds	N/A
Assists	N/A
Steals	N/A
Blocks	N/A
Minutes	N/A

## 2022-23 SEASON HIGHS

Points	N/A
FG Made	N/A
FG Att.	N/A
3-Pt. FG	N/A
3-Pt. Att.	N/A
Free Throws	N/A
Free Throw Att.	N/A
Rebounds	N/A
Assists	N/A
Steals	N/A
Blocks	N/A
Minutes	N/A

## MISCELLANEOUS STATS

CATEGORY	2022-23	CAREER
Double-Figure Scoring	-	-
Double-Figure Rebounds	-	-
Double-Figure Assists	-	-
Double-Doubles	-	-
Led Rice in Scoring	-	-
Led Rice in Rebounding	-	-
Led Rice in Assists	-	-

### Career Accolades

- 2023 Conference USA Commissioner's Honor Roll

### 2022-23 (Freshman)


- Redshirted

### Sidwell Friends School

- Played for former Rice basketball player Eric Singletary at Sidwell Friends School
- Helped the Foxes to a 29-2 record
- Helped lead Sidwell to a two-time DC State championship and the 17th-ranked team nationally
- As a senior, averaged 11 points, seven rebounds and three assists
- Also earned a state championship in track and field.

### Personal

- Full Name: George Perkins
- Son of George and Regina Perkins
- Has two brothers.



# COLE ANDREWS-HEITZ

10

FRESHMAN • GUARD • 6-1 • 170


LEANDER, TEXAS • ROUSE HS

**Rouse High School**

- Played for head coach Shane Krause at Rouse High School
- Helped lead the Raiders to a 27-9 record and the bi-district and area championships
- District 25-5A All-District Co-Offensive MVP
- THSCA First Team Academic All-State
- Is the school's all-time season and career three-point leader
- Averaged 13 points and four assists as a senior

**Personal**

- Parents: Gary Heitz, Lee Ann Andrews Munoz and Richard Munoz
- Has two sisters (Keagan and Camdyn)
- Uncle, Jonathan Andrews, ran track at Sam Houston.



# KEANU DAWES

24

FRESHMAN • FORWARD • 6-9 • 215

HOUSTON, TEXAS • STRATFORD HS

**Stratford High School**

- Played for Head Coach Brett Nixon at Stratford High School
- District 17-6A Offensive Player of the Year
- TABC All-State and two-time All-Region 3
- Twice named a finalist for the Guy V. Lewis Award, given to the Greater Houston Area Boys Basketball Player of the Year
- In his career, he's averaged 15.0 points, 7.0 rebounds and 6.0 assists per game
- A consensus four-star player, he's the No. 9 ranked player in Texas and No. 23 ranked power forward in the country

**Personal**

- Son of Cassidy Dawes
- Mom, Cassidy, played volleyball and basketball at Eastern Utah



# CAMP WAGNER

12

FRESHMAN • GUARD • 6-6 • 175

DALLAS, TEXAS • LINK PREP ACADEMY (MO.)

### Link Prep Academy

- Played his senior season at Link Prep Academy in Missouri, where he averaged 16.3 points, 3.8 rebounds, 3.2 assists and 2.1 steals
- A native of Dallas, he spent most of high school as Highland Park
- earned Academic All-District honors

### Personal

- Parents: Todd and Alex Wagner
- Has two brothers and three sisters



# GABE WARREN

21

FRESHMAN • GUARD • 6-6 • 205

PLANO, TEXAS • JOHN PAUL II HS

### John Paul II High School

- Played his senior season at Dream City Christian High School in Glendale, Ariz., where he was a McDonald's All-American Nominee
- At John Paul II High School, he helped the Cardinals to a 31-7 record and their second Texas Association of Private And Parochial Schools (TAPPS) 6A state title in the last three years
- Averaged 16.0 points, 5.3 rebounds and 3.6 assists per game as a junior
- Earned First Team All-State honors
- Was also named Academic All-State...four-star ranking by ESPN

### Personal

- Parents: David and Jawanna Warren

# 2022-23 Rice Statistics

## All Games

No	Player	G/GS	Min/Avg.	FG-A	Pct.	3FG-A	Pct.	FT-A	Pct.	Off.	Def.	Tot.	Avg.	PF/DQ	A	TO	Blk.	Stl.	Pts.	Avg.
4	Quincy Olivari	35/35	1176:08/33.6	213-516	.413	94-258	.364	134-169	.793	12	196	208	5.9	73/0	76	88	2	35	654	18.7
3	Travis Eevee	35/35	1185:38/33.9	177-425	.416	79-227	.348	113-138	.819	9	60	69	2.0	81/1	94	70	3	41	546	15.6
15	Max Fiedler	35/35	1065:15/30.4	175-238	.735	0-4	.000	40-68	.588	108	159	267	7.6	87/2	174	85	38	27	390	11.1
2	Mekhi Mason	35/35	1017:09/29.1	126-292	.432	42-112	.375	52-79	.658	17	91	108	3.1	78/2	68	72	10	27	346	9.9
5	Cameron Sheffield	35/34	1079:34/30.8	80-186	.430	44-118	.373	63-82	.768	52	162	214	6.1	66/0	44	50	11	29	267	7.6
23	Alem Huseinovic	34/0	526:40/15.5	67-146	.459	30-82	.366	16-19	.842	5	35	40	1.2	28/0	13	14	0	18	180	5.3
1	Seryee Lewis	20/0	127:19/6.4	28-49	.571	0-0	.000	7-12	.583	9	29	38	1.9	21/0	6	10	1	4	63	3.2
13	Andrew Akuchie	25/0	213:52/8.6	27-47	.574	0-5	.000	15-27	.556	19	37	56	2.2	43/1	13	10	10	3	69	2.8
11	Ifeanyi Ufochukwu	9/0	35:56/4.0	10-15	.667	0-0	.000	2-5	.400	5	14	19	2.1	4/0	1	1	4	0	22	2.4
24	Jake Lieppert	35/1	402:28/11.5	29-67	.433	11-36	.306	13-17	.765	10	62	72	2.1	35/0	22	17	5	6	82	2.3
0	Jaden Geron	9/0	69:05/7.7	4-18	.222	4-15	.267	5-9	.556	0	11	11	1.2	3/0	3	3	0	3	17	1.9
10	Mason Jones	24/0	160:31/6.7	17-44	.386	4-16	.250	7-10	.700	4	19	23	1.0	18/0	15	10	1	14	45	1.9
20	Damion McDowell, Jr.	3/0	6:33/2.2	0-0	.000	0-0	.000	2-2	1.000	1	0	1	0.3	0/0	0	0	0	0	2	0.7
22	Jackson Peakes	7/0	16:32/2.4	1-6	.167	0-2	.000	2-2	1.000	5	2	7	1.0	1/0	0	2	0	1	4	0.6
14	Reed Myers	7/0	10:58/1.6	1-2	.500	0-0	.000	2-2	1.000	0	0	0	0.0	2/0	3	1	0	0	4	0.6
12	Ben Moffat	4/0	7:22/1.8	1-1	1.000	0-0	.000	0-0	.000	0	3	3	0.8	0/0	1	0	0	0	2	0.5
Team										38	46	84				17				
<b>Total</b>		<b>35</b>	<b>7100</b>	<b>956-2052</b>	<b>.466</b>	<b>308-875</b>	<b>.352</b>	<b>473-641</b>	<b>.738</b>	<b>294</b>	<b>926</b>	<b>1220</b>	<b>34.9</b>	<b>541/6</b>	<b>533</b>	<b>450</b>	<b>85</b>	<b>208</b>	<b>2693</b>	<b>76.9</b>
<b>Opponents</b>		<b>35</b>	<b>7100</b>	<b>1006-2161</b>	<b>.466</b>	<b>294-809</b>	<b>.363</b>	<b>374-538</b>	<b>.695</b>	<b>318</b>	<b>893</b>	<b>1211</b>	<b>34.6</b>	<b>607/11</b>	<b>464</b>	<b>417</b>	<b>90</b>	<b>242</b>	<b>2680</b>	<b>76.6</b>

Score by Periods	1st	2nd	OT	-	Total
Rice	1183	1462	48	-	2693
Opponents	1283	1349	48	-	2680

## Conference USA Games

No	Player	G/GS	Min/Avg.	FG-A	Pct.	3FG-A	Pct.	FT-A	Pct.	Off.	Def.	Tot.	Avg.	PF/DQ	A	TO	Blk.	Stl.	Pts.	Avg.
4	Quincy Olivari	20/20	718:47/35.9	124-307	.404	58-152	.382	71-87	.816	7	118	125	6.3	47/0	31	45	2	18	377	18.9
3	Travis Eevee	20/20	699:30/35.0	100-247	.405	44-129	.341	67-82	.817	3	33	36	1.8	51/0	54	47	2	25	311	15.6
15	Max Fiedler	20/20	632:13/31.6	93-131	.710	0-2	.000	24-40	.600	73	81	154	7.7	52/2	95	52	24	15	210	10.5
2	Mekhi Mason	20/20	605:48/30.3	72-172	.419	25-61	.410	35-51	.686	9	54	63	3.2	51/2	26	37	7	15	204	10.2
5	Cameron Sheffield	20/19	646:59/32.3	46-112	.411	26-72	.361	36-50	.720	30	96	126	6.3	39/0	23	32	7	16	154	7.7
23	Alem Huseinovic	20/0	287:32/14.4	33-74	.446	17-46	.370	8-8	1.000	2	16	18	0.9	13/0	4	8	0	9	91	4.6
14	Reed Myers	1/0	2:49/2.8	1-1	1.000	0-0	.000	0-0	.000	0	0	0	0.0	1/0	2	1	0	0	2	2.0
1	Seryee Lewis	11/0	64:31/5.9	9-18	.500	0-0	.000	3-5	.600	3	8	11	1.0	9/0	1	3	1	2	21	1.9
11	Ifeanyi Ufochukwu	3/0	15:14/5.1	2-3	.667	0-0	.000	1-2	.500	0	4	4	1.3	2/0	0	0	0	0	5	1.7
13	Andrew Akuchie	14/0	107:39/7.7	7-15	.467	0-1	.000	7-13	.538	3	22	25	1.8	23/0	7	6	6	0	21	1.5
24	Jake Lieppert	20/1	203:49/10.2	10-36	.278	2-18	.111	8-10	.800	3	28	31	1.6	13/0	11	9	1	4	30	1.5
10	Mason Jones	11/0	58:13/5.3	4-15	.267	2-4	.500	2-4	.500	1	6	7	0.6	7/0	7	4	1	7	12	1.1
0	Jaden Geron	4/0	26:17/6.6	1-8	.125	1-7	.143	0-1	.000	0	3	3	0.8	2/0	0	0	0	2	3	0.8
22	Jackson Peakes	1/0	2:49/2.8	0-2	.000	0-0	.000	0-0	.000	3	0	3	3.0	0/0	0	0	0	0	0	0.0
12	Ben Moffat	1/0	2:49/2.8	0-0	.000	0-0	.000	0-0	.000	0	2	2	2.0	0/0	0	0	0	0	0	0.0
Team										19	28	47				12				
<b>Total</b>		<b>20</b>	<b>4075</b>	<b>502-1141</b>	<b>.440</b>	<b>175-492</b>	<b>.356</b>	<b>262-353</b>	<b>.742</b>	<b>156</b>	<b>499</b>	<b>655</b>	<b>32.8</b>	<b>310/4</b>	<b>261</b>	<b>256</b>	<b>51</b>	<b>113</b>	<b>1441</b>	<b>72.1</b>
<b>Opponents</b>		<b>20</b>	<b>4075</b>	<b>588-1229</b>	<b>.478</b>	<b>169-452</b>	<b>.374</b>	<b>227-319</b>	<b>.712</b>	<b>189</b>	<b>533</b>	<b>722</b>	<b>36.1</b>	<b>339/7</b>	<b>274</b>	<b>224</b>	<b>59</b>	<b>145</b>	<b>1572</b>	<b>78.6</b>

Score by Periods	1st	2nd	OT	-	Total
Rice	610	792	39	-	1441
Opponents	747	792	33	-	1572

## 2022-23 Rice Statistics

Date	Opponent	Result	Att.	High Points	High Rebounds
Nov. 7	at Pepperdine	L, 67-106	1,258	15-Quincy Olivari	5-Max Fielder 5-Mekhi Mason
Nov. 10	St. Thomas	W, 85-48	1,623	27-Travis Eevee	12-Quincy Olivari
Nov. 15	* at Middle Tennessee	L, 46-81	2,802	14-Seryee Lewis	5-Max Fiedler
Nov. 18	1 Georgia Southern	W, 88-71	1,401	24-Alem Huseinovic	11-Mekhi Mason
Nov. 19	1 Western Michigan	W, 96-88	1,141	31-Travis Eevee	7-Max Fiedler
Nov. 21	1 Houston Christian	W, 76-67	1,105	25-Mekhi Mason	10-Cameron Sheffield
Nov. 30	Prairie View A&M	W, 70-62	1,141	27-Quincy Olivari	15-Cameron Sheffield
Dec. 4	at Texas State	W, 83-71	1,282	30-Quincy Olivari	10-Max Fiedler
Dec. 12	at #7 Texas	L, 81-87 <sup>ot</sup>	10,763	28-Quincy Olivari	8-Max Fiedler
Dec. 15	North American	W, 92-54	2,952	22-Quincy Olivari	7-Max Fiedler
Dec. 17	Northwestern State	W, 110-73	1,771	30-Quincy Olivari	8-Max Fiedler
Dec. 19	Jarvis Christian	W, 109-64	1,467	17-Quincy Olivari	10-Max Fiedler
Dec. 29	* at WKU	W, 81-78	4,018	24-Travis Eevee	10-Max Fiedler
Dec. 31	* at UTEP	W, 83-82 <sup>ot</sup>	3,743	19-Mekhi Mason	16-Cameron Sheffield
Jan. 5	* Louisiana Tech	L, 82-88 <sup>ot</sup>	1,962	28-Travis Eevee	14-Max Fiedler
Jan. 11	* Middle Tennessee	L, 68-71	2,010	20-Quincy Olivari	7-Max Fiedler
Jan. 14	* UTEP	W, 83-82	1,991	23-Quincy Olivari	9-Quincy Olivari
Jan. 16	* at UTSA	W, 88-81 <sup>ot</sup>	767	30-Quincy Olivari	13-Max Fiedler
Jan. 19	* at North Texas	W, 72-60	4,015	22-Quincy Olivari	8-Quincy Olivari
Jan. 26	* Charlotte	W, 65-63	1,665	26-Quincy Olivari	10-Quincy Olivari
Jan. 28	* UAB	L, 52-70	2,454	18-Quincy Olivari	12-Max Fiedler
Feb. 2	* at Louisiana Tech	L, 72-80	2,356	23-Max Fiedler	13-Cameron Sheffield
Feb. 4	* North Texas	L, 64-74	2,246	17-Mekhi Mason	8-Max Fiedler
Feb. 9	* at Florida Atlantic	L, 81-90	3,027	27-Quincy Olivari	6-Mekhi Mason
Feb. 11	* at FIU	W, 85-78	1,292	28-Quincy Olivari	9-Quincy Olivari
Feb. 16	* UTSA	L, 79-84	1,999	20-Mekhi Mason	13-Max Fiedler
Feb. 18	* WKU	W, 83-77	2,141	34-Quincy Olivari	12-Quincy Olivari
Feb. 23	* at UAB	L, 57-85	4,891	15-Travis Eevee	9-Quincy Olivari
Feb. 25	* at Charlotte	L, 54-70	2,837	12-Travis Eevee 12-Quincy Olivari	12-Quincy Olivari
Mar. 2	* Florida Atlantic	L, 74-103	2,040	16-Quincy Olivari	4-Max Fiedler 4-Cameron Sheffield
Mar. 4	* FIU	L, 83-90	2,760	23-Quincy Olivari	7-Max Fiedler
Mar. 8	2 vs. UTSA	W, 72-71	1,232	18-Quincy Olivari	8-Quincy Olivari
Mar. 9	2 vs. UAB	L, 60-87	2,765	20-Travis Eevee	6-Cameron Sheffield
Mar. 19	3 vs. Duquesne	W, 84-78	922	19-Quincy Olivari	7-Quincy Olivari 7-Max Fiedler
Mar. 20	3 vs. Southern Utah	L, 79-81	764	25-Travis Eevee	16-Max Fiedler

\* Conference USA Game

1 Owl Invitational (Houston, Texas)

2 Conference USA Tournament (Frisco, Texas)

3 College Basketball Invitational (Daytona Beach, Fla.)

Record	Overall	Home	Away	Neutral
All Games	19-16	11-7	6-7	2-2
Conference USA	8-12	307	5-5	0-0
Non-Conference	11-4	8-0	1-2	2-2

# 2022-23 Rice Statistics

## Specialty Statistics

Date	Opponent	Largest Lead		Pts in Paint		Off TO		2nd Chance		Fast Brk		Bench Pts	
		Rice	Opp	Rice	Opp	Rice	Opp	Rice	Opp	Rice	Opp	Rice	Opp
N 7	at Pepperdine	5	39	24	40	9	26	11	6	6	24	19	17
N 10	St. Thomas	39	0	22	20	20	2	18	9	8	2	31	40
N 15	at Middle Tennessee	2	46	24	28	4	24	3	13	2	12	25	30
N 18	Georgia Southen	17	4	40	32	13	17	7	1	6	13	31	22
N 19	Western Michigan	9	9	36	32	25	2	14	14	11	4	15	15
N 21	Houston Christian	10	17	30	12	17	2	13	4	6	3	11	5
N 30	Prairie View A&M	8	12	22	26	11	12	6	8	18	3	7	20
D 4	at Texas State	20	0	28	34	21	15	5	10	9	10	6	34
D 12	at Texas	10	8	32	36	7	13	7	10	7	14	10	25
D 15	North American	38	1	58	24	18	15	17	5	11	8	43	14
D 17	Northwestern State	39	7	60	36	10	17	16	13	17	4	35	28
D 19	Jarvis Christian	45	0	50	18	22	7	9	6	13	7	46	27
D 29	at WKU	7	13	22	34	15	15	13	10	3	9	3	14
D 31	at UTEP	15	5	26	32	16	15	14	7	14	19	4	33
J 5	Louisiana Tech	9	6	16	42	10	12	3	6	8	11	15	42
J 11	Middle Tennessee	16	6	40	30	8	12	9	9	3	11	9	10
J 14	UTEP	9	10	36	56	8	22	3	12	2	14	12	28
J 16	at UTSA	9	18	42	38	5	10	14	9	5	4	6	11
J 19	at North Texas	14	11	32	20	14	9	7	15	5	0	6	8
J 26	Charlotte	15	4	24	36	17	8	5	11	7	6	4	13
J 28	UAB	0	21	22	24	10	9	6	6	11	11	3	5
F 2	at Louisiana Tech	2	24	34	28	13	17	12	10	5	14	5	17
F 4	North Texas	4	13	36	38	15	5	6	14	7	7	5	15
F 9	at Florida Atlantic	3	13	18	40	11	16	0	6	7	21	3	40
F 11	at FIU	16	3	26	48	9	16	13	6	3	12	9	25
F 16	UTSA	5	13	22	34	13	14	7	12	9	16	10	39
F 18	WKU	20	0	26	32	9	16	14	10	20	2	14	16
F 23	at UAB	2	38	24	34	8	20	6	12	5	12	17	16
F 25	at Charlotte	0	19	22	36	6	9	3	4	2	0	8	19
M 2	Florida Atlantic	0	36	16	36	7	21	4	24	4	17	20	27
M 4	FIU	8	7	32	46	16	19	14	12	13	16	12	28
M 8	vs. UTSA	12	0	42	38	14	15	8	19	3	9	15	22
M 9	vs. UAB	4	32	20	36	10	23	2	7	5	14	13	18
M 19	vs. Duquesne	13	4	46	18	19	14	14	20	2	0	19	17
M 20	vs. Southern Utah	0	14	32	32	26	2	21	9	0	2	4	23
<b>Totals</b>				<b>1,046</b>	<b>1,118</b>	<b>435</b>	<b>464</b>	<b>298</b>	<b>345</b>	<b>246</b>	<b>330</b>	<b>496</b>	<b>735</b>
<b>Average per Game</b>				<b>30.8</b>	<b>32.9</b>	<b>12.8</b>	<b>13.6</b>	<b>8.8</b>	<b>10.1</b>	<b>7.2</b>	<b>9.7</b>	<b>14.6</b>	<b>21.6</b>

## 2022-23 Rice Statistics

Date	Team	FG-A	Pct.	3FG-A	Pct.	FT-A	Pct.	O	D	REB	PF-D	A	TO	ST	BL	PTS	1st-2nd-OT
N 7	at Pepperdine	44-70	.629	15-30	.500	3-4	.750	5	36	41	20-0	25	13	8	4	106	46-60
	Rice	24-63	.381	10-32	.313	9-22	.409	9	22	31	12-0	17	14	7	2	67	38-29
N 10	St. Thomas	19-56	.339	4-17	.235	6-8	.750	6	23	29	19-0	7	14	3	0	48	24-24
	at Rice	28-58	.483	14-38	.368	15-20	.750	10	32	42	14-0	16	8	9	4	85	38-47
N 15	at Middle Tennessee	29-56	.518	13-26	.500	10-18	.556	9	26	35	20-1	20	10	10	2	81	44-37
	at Rice	17-43	.395	2-14	.143	10-16	.625	3	22	25	18-0	9	18	3	1	46	18-28
N 18	Georgia Southern	28-60	.467	6-19	.316	9-18	.500	2	19	21	18-0	14	6	9	1	71	48-23
	at Rice	33-54	.611	10-23	.435	12-17	.706	5	36	41	15-0	21	15	2	2	88	47-41
N 19	Western Michigan	34-60	.567	9-22	.409	11-14	.786	12	26	38	19-0	14	16	3	3	88	41-47
	at Rice	33-62	.532	12-27	.444	18-25	.720	8	16	24	12-0	19	6	8	1	96	41-55
N 21	Houston Christian	24-56	.429	13-30	.433	6-9	.667	6	28	34	19-0	16	14	3	9	67	41-26
	at Rice	25-59	.424	9-36	.250	17-19	.895	8	28	36	13-0	20	7	3	1	76	24-52
N 30	Prairie View A&M	22-52	.423	6-21	.286	12-18	.667	6	20	26	26-2	8	12	6	2	62	32-30
	at Rice	20-48	.417	4-20	.200	26-34	.765	10	27	37	16-0	12	14	6	1	70	25-45
D 4	at Texas State	28-60	.467	4-14	.286	11-14	.786	9	23	32	20-1	6	12	8	2	71	30-41
	Rice	28-52	.538	12-21	.571	15-20	.750	4	25	29	12-0	17	13	4	2	83	40-43
D 12	at Texas	32-64	.500	5-22	.227	18-27	.667	13	27	40	20-0	16	15	9	3	87	29-43-15
	Rice	30-69	.435	9-27	.321	12-17	.706	15	24	39	24-1	17	17	6	1	81	33-39-9
D 15	North American	23-62	.371	2-18	.111	6-9	.667	4	21	25	10-0	8	18	10	3	54	22-32
	at Rice	39-74	.527	7-24	.292	7-9	.778	15	37	52	9-0	27	16	13	1	92	37-55
D 17	Northwestern St.	27-78	.346	8-30	.267	11-19	.579	12	11	23	23-0	11	10	10	2	73	35-38
	at Rice	39-58	.672	3-8	.375	29-34	.853	10	45	55	20-0	21	22	4	4	110	48-62
D 19	Jarvis Christian	23-70	.320	10-29	.345	8-13	.615	11	22	33	11-0	15	16	9	2	64	34-40
	at Rice	43-69	.623	16-33	.485	7-11	.636	6	39	45	15-0	31	14	10	3	109	56-53
D 29	at WKU	28-63	.444	7-20	.350	15-22	.682	11	28	39	16-0	15	16	6	4	78	36-42
	Rice	25-63	.397	14-34	.412	17-18	.844	10	26	36	16-0	18	16	5	1	81	26-55
D 31	at UTEP	26-65	.400	5-26	.192	10-20	.500	11	33	44	22-0	15	18	9	3	67	25-37-5
	Rice	24-63	.381	8-27	.296	16-23	.696	11	33	44	19-0	10	18	7	3	72	32-30-10
J 5	Louisiana Tech	34-66	.515	10-25	.400	10-15	.667	8	27	35	20-1	18	12	10	2	88	41-28-19
	at Rice	24-57	.421	12-28	.429	22-30	.733	10	28	38	14-0	17	14	5	3	82	40-29-13
J 11	Middle Tennessee	28-56	.500	8-22	.364	7-13	.538	9	24	33	16-0	7	11	10	11	71	22-49
	at Rice	28-59	.475	4-13	.308	8-13	.615	12	22	34	15-1	13	14	6	4	68	36-32
J 14	UTEP	35-70	.500	4-18	.222	8-13	.615	14	18	32	19-1	16	12	13	1	82	41-41
	at Rice	29-51	.569	10-23	.435	15-19	.789	5	24	29	15-1	12	19	7	1	83	38-45
J 16	at UTSA	32-74	.432	11-31	.355	6-9	.667	9	28	37	23-0	11	11	3	2	81	45-27-9
	Rice	32-68	.471	9-28	.321	15-26	.577	13	31	44	16-0	22	12	4	4	88	32-40 16
J 19	at North Texas	21-56	.375	10-27	.370	8-13	.615	12	17	29	13-0	9	13	5	2	60	31-29
	Rice	25-47	.532	3-7	.429	19-21	.905	5	26	31	14-0	12	9	8	1	72	28-44
J 26	Charlotte	27-58	.466	7-21	.333	2-3	.667	9	25	34	15-0	13	12	7	2	63	28-35
	at Rice	23-49	.469	8-23	.348	11-14	.786	4	22	26	10-0	11	10	7	7	65	27-38
J 28	UAB	25-58	.431	6-14	.429	14-19	.737	12	32	44	15-0	15	11	12	3	70	33-37
	at Rice	19-57	.333	8-26	.308	6-7	.857	7	24	31	17-0	10	13	7	4	52	15-37
F 2	at Louisiana Tech	27-58	.466	12-26	.462	14-16	.875	7	20	27	14-0	14	8	9	3	80	44-36
	Rice	26-56	.464	9-24	.375	11-14	.786	12	26	38	16-0	13	15	4	1	72	28-44
F 4	North Texas	25-48	.521	6-15	.400	18-26	.692	9	26	35	19-0	12	12	3	1	74	40-34
	at Rice	24-51	.471	6-16	.375	10-18	.556	5	19	24	20-0	8	7	6	2	64	29-35
F 9	at Florida Atlantic	29-59	.492	8-25	.320	24-29	.828	7	32	39	15-0	13	9	7	2	90	38-52
	Rice	29-63	.460	12-29	.414	11-13	.846	3	25	28	19-0	9	11	5	2	81	32-49
F 11	at FIU	33-61	.541	4-16	.250	8-9	.889	3	23	26	18-2	9	7	5	3	78	40-38
	Rice	30-61	.492	14-32	.438	11-18	.611	11	26	37	13-1	12	10	4	2	85	41-44
F 16	UTSA	32-61	.525	7-17	.412	13-19	.684	8	28	36	19-2	10	13	9	2	84	32-52
	at Rice	25-63	.397	10-30	.333	19-25	.760	13	25	38	18-0	15	15	5	5	79	28-51
F 18	WKU	29-66	.439	10-29	.345	9-10	.900	7	29	36	20-1	15	10	3	6	77	27-50
	at Rice	27-61	.443	10-27	.370	19-23	.826	7	30	37	13-0	16	9	6	3	83	43-40
F 23	at UAB	30-64	.469	11-27	.407	14-20	.700	14	36	50	14-0	18	12	8	3	85	55-30
	Rice	20-62	.323	6-28	.214	11-16	.688	10	23	33	14-0	13	12	7	1	57	24-33
F 25	at Charlotte	28-54	.519	7-15	.467	7-10	.700	5	3	38	11-0	8	9	2	1	70	32-38
	Rice	20-54	.370	7-27	.259	7-12	.583	4	23	27	11-0	10	7	6	0	5	21-33
M 2	Florida Atlantic	39-73	.534	17-36	.472	8-9	.889	12	27	39	15-0	19	8	7	1	103	57-46
	at Rice	25-54	.463	12-31	.387	12-13	.923	2	23	25	16-0	11	14	4	1	74	28-46
M 4	FIU	31-63	.492	6-16	.375	22-26	.846	13	21	34	15-0	17	10	7	4	90	36-54
	at Rice	30-59	.508	11-25	.440	12-14	.857	9	21	30	19-1	20	13	7	5	83	44-39
M 8	vs. UTSA	27-63	.429	7-20	.350	10-18	.556	13	27	40	16-0	9	10	5	3	71	33-38
	Rice	30-61	.492	5-23	.217	7-10	.700	6	27	33	18-1	14	11	3	7	72	42-30
M 9	vs. UAB	30-59	.508	11-22	.500	16-21	.762	7	26	33	13-0	13	10	10	3	87	40-47
	Rice	21-46	.457	10-24	.417	8-11	.727	2	24	26	19-0	16	21	2	1	60	30-30
M 19	vs. Duquesne	26-62	.419	14-36	.389	12-13	.923	13	19	32	17-0	14	14	1	0	78	32-46
	Rice	32-56	.571	5-17	.294	15-21	.714	8	23	31	17-0	15	11	10	0	84	37-47
M 20	vs. Southern Utah	31-60	.517	11-27	.407	8-14	.571	10	32	42	18-1	14	13	3	3	81	49-32
	Rice	29-82	.354	7-29	.241	14-18	.778	21	23	44	15-0	10	5	8	4	79	37-42

# 2022-23 Rice Statistics

## Points-Rebounds-Assists

Opponent	Date	0 Geron	1 Lewis	2 Mason	3 Eevee	4 Olivari	5 Sheffield	10 Jones	11 Ufochukwu	12 Moffat
at Pepperdine	11/7/11	DNP	DNP	7-5-0	10-3-2	15-3-6	10-1-1	2-2-2	0-2-0	DNP
St. Thomas	11/10	4-1-2	DNP	9-2-1	27-1-2	8-12-0	2-4-3	5-4-0	2-2-0	DNP
at Middle Tennessee	11/15	0-0-0	14-4-0	3-2-2	11-1-2	5-4-1	2-1-0	1-2-1	DNP	DNP
Georgia Southern	11/18	DNP	4-1-0	11-11-3	17-0-5	15-6-2	5-6-1	DNP	DNP	DNP
Western Michigan	11/19	DNP	1-1-1	5-2-2	31-2-6	20-4-4	9-1-1	DNP	DNP	DNP
Houston Christian	11/21	DNP	5-1-0	25-1-3	20-3-0	10-5-4	4-10-5	2-1-0	DNP	DNP
Prairie View A&M	11/30	DNP	3-2-0	8-0-0	10-4-0	27-5-3	9-15-0	0-0-1	DNP	DNP
at Texas State	12/4	DNP	0-1-0	13-4-2	9-1-4	30-5-4	13-6-1	0-0-0	DNP	DNP
at Texas	12/12	DNP	0-2-0	6-4-2	19-5-3	28-5-4	8-7-0	0-1-0	DNP	DNP
North American	12/15	0-1-1	10-4-2	6-4-5	2-3-6	22-3-4	9-4-0	2-1-1	7-5-0	0-1-0
Northwestern State	12/17	3-2-0	6-7-0	8-3-4	8-1-2	30-6-2	7-7-3	5-2-2	4-4-0	2-0-0
Jarvis Christian	12/19	7-3-0	13-8-2	12-4-8	14-1-2	17-4-3	10-3-3	4-1-1	4-1-1	0-0-1
at WKU	12/29	DNP	0-1-0	10-2-5	24-6-5	14-4-2	15-4-3	DNP	DNP	DNP
at UTEP	12/31	DNP	0-0-1	19-5-0	11-3-3	13-3-1	11-16-2	DNP	DNP	DNP
Louisiana Tech	1/5	DNP	1-1-0	8-1-1	28-2-2	16-4-4	7-13-2	DNP	DNP	DNP
Middle Tennessee	1/11	DNP	DNP	10-2-0	18-0-1	20-5-0	5-6-1	DNP	DNP	DNP
UTEP	1/14	DNP	4-0-0	10-4-1	21-3-3	23-9-1	5-4-3	DNP	DNP	DNP
at UTSA	1/16	DNP	0-4-0	5-4-1	19-2-5	30-8-1	4-9-3	DNP	DNP	DNP
at North Texas	1/19	DNP	2-1-0	6-2-1	10-3-5	22-8-0	10-7-2	DNP	DNP	DNP
Charlotte	1/26	DNP	0-0-0	15-1-0	9-0-3	26-10-1	9-3-1	DNP	DNP	DNP
UAB	1/28	DNP	0-0-0	5-3-2	6-1-1	18-4-1	12-5-0	0-0-1	DNP	DNP
at Louisiana Tech	2/2	DNP	DNP	12-4-4	14-1-3	13-3-1	5-13-0	0-2-0	DNP	DNP
North Texas	2/4	DNP	DNP	17-5-0	12-1-1	12-5-3	5-4-1	1-0-0	DNP	DNP
at Florida Atlantic	2/9	DNP	0-0-0	9-6-0	25-1-3	27-5-1	10-4-0	0-0-0	DNP	DNP
at FIU	2/11	DNP	DNP	7-3-0	24-2-3	28-9-5	3-6-1	0-0-0	DNP	DNP
UTSA	2/16	DNP	DNP	20-7-2	9-2-2	15-5-2	15-6-0	0-0-0	1-0-0	DNP
WKU	2/18	DNP	DNP	14-3-1	7-2-3	34-12-2	2-11-1	2-0-1	DNP	DNP
at UAB	2/23	0-1-0	0-0-0	5-1-1	15-0-0	10-9-2	10-3-0	0-1-3	4-3-0	0-2-0
at Charlotte	2/25	0-0-0	DNP	8-4-2	12-2-3	12-12-0	10-1-0	0-0-0	DNP	DNP
Florida Atlantic	3/2	3-2-0	DNP	7-2-0	14-1-1	16-2-1	7-4-2	8-2-1	0-1-0	DNP
FIU	3/4	DNP	DNP	14-2-3	22-3-5	23-4-2	7-6-1	DNP	DNP	DNP
vs. UTSA	3/8	DNP	DNP	12-2-3	6-2-1	18-8-3	11-7-0	2-2-0	DNP	DNP
vs. UAB	3/9	0-1-0	DNP	6-1-2	20-2-2	4-4-5	3-6-2	3-1-0	0-1-0	DNP
vs. Duquesne	3/19	DNP	DNP	6-1-4	17-2-3	19-7-0	7-3-1	6-1-1	DNP	DNP
vs. Southern Utah	3/20	DNP	DNP	8-1-3	25-3-2	14-6-1	6-8-0	2-0-0	DNP	DNP

Opponent	Date	13 Akuchie	14 Myers	15 Fiedler	20 McDowell, Jr.	22 Peakes	23 Huseinovic	24 Lieppert	30 Perkins
at Pepperdine	11/7	6-2-0	DNP	6-5-5	0-0-0	0-2-0	5-1-1	6-2-0	DNP
St. Thomas	11/10	9-3-2	0-0-0	8-4-5	0-1-0	0-0-0	6-2-0	5-2-1	DNP
at Middle Tennessee	11/15	0-3-1	DNP	0-5-2	DNP	DNP	8-1-0	2-1-0	DNP
Georgia Southern	11/18	0-0-0	DNP	9-9-8	DNP	DNP	24-2-0	3-5-1	DNP
Western Michigan	11/19	0-0-0	DNP	16-7-3	DNP	DNP	6-1-1	8-5-1	DNP
Houston Christian	11/21	DNP	DNP	6-9-7	DNP	DNP	4-3-0	0-1-1	DNP
Prairie View A&M	11/30	DNP	DNP	9-8-8	DNP	DNP	3-0-0	1-3-0	DNP
at Texas State	12/4	DNP	DNP	12-10-5	DNP	DNP	3-0-1	3-1-0	DNP
at Texas	12/12	DNP	DNP	10-8-7	DNP	DNP	10-1-0	0-0-1	DNP
North American	12/15	10-4-0	0-0-0	10-7-4	2-0-0	2-1-0	8-6-3	2-5-1	DNP
Northwestern State	12/17	5-6-0	2-0-1	22-8-5	DNP	0-0-0	4-3-1	4-3-1	DNP
Jarvis Christian	12/19	4-2-2	0-0-0	10-10-5	DNP	0-0-0	8-1-2	6-7-1	DNP
at WKU	12/29	DNP	DNP	15-10-3	DNP	DNP	3-3-0	0-2-0	DNP
at UTEP	12/31	DNP	DNP	14-15-2	DNP	DNP	2-0-0	2-2-1	DNP
Louisiana Tech	1/5	DNP	DNP	8-14-6	DNP	DNP	8-2-1	6-0-1	DNP
Middle Tennessee	1/11	0-2-2	DNP	6-7-8	DNP	DNP	9-2-0	0-5-1	DNP
UTEP	1/14	1-2-0	DNP	12-4-3	DNP	DNP	6-0-0	1-3-1	DNP
at UTSA	1/16	DNP	DNP	24-13-11	DNP	DNP	2-0-0	4-0-1	DNP
at North Texas	1/19	DNP	DNP	18-4-4	DNP	DNP	4-0-0	0-3-0	DNP
Charlotte	1/26	DNP	DNP	2-4-5	DNP	DNP	4-2-0	0-1-1	DNP
UAB	1/28	0-1-0	DNP	8-12-5	DNP	DNP	3-0-0	0-2-0	DNP
at Louisiana Tech	2/2	2-3-1	DNP	23-11-4	DNP	DNP	3-1-0	0-0-0	DNP
North Texas	2/4	4-0-0	DNP	13-8-3	DNP	DNP	0-0-0	0-0-0	DNP
at Florida Atlantic	2/9	0-3-1	DNP	7-3-4	DNP	DNP	3-0-0	0-1-0	DNP
at FIU	2/11	3-3-0	DNP	14-7-2	DNP	DNP	3-3-0	3-1-1	DNP
UTSA	2/16	0-2-0	DNP	10-13-8	DNP	DNP	8-1-0	1-1-1	DNP
WKU	2/18	0-0-0	DNP	12-5-6	DNP	DNP	5-0-2	7-2-0	DNP
at UAB	2/23	9-2-1	2-0-2	0-1-2	DNP	0-3-0	2-1-0	0-2-2	DNP
at Charlotte	2/25	0-0-0	DNP	4-7-4	DNP	DNP	8-0-1	0-0-0	DNP
Florida Atlantic	3/2	2-2-1	DNP	10-4-5	DNP	DNP	5-1-0	2-2-0	DNP
FIU	3/4	0-2-0	DNP	10-7-8	DNP	DNP	5-1-0	2-3-1	DNP
vs. UTSA	3/8	8-5-1	DNP	10-4-6	DNP	DNP	5-0-0	0-1-0	DNP
vs. UAB	3/9	0-2-0	0-0-0	14-1-5	DNP	2-1-0	3-2-0	5-1-0	DNP
vs. Duquesne	3/19	4-3-1	DNP	16-7-3	DNP	DNP	DNP	9-3-2	DNP
vs. Southern Utah	3/20	2-4-0	DNP	22-16-3	DNP	DNP	0-0-0	0-2-1	DNP



# 2022-23 Rice Statistics

Leading Scorer	Career	2022-23
Quincy Olivari	37	21
Travis Eevee	24	8
Mekhi Mason	4	4
Max Fiedler	9	1
Alem Huseinovic	1	1
Seryee Lewis	1	1
Jaden Geron	1	
Cameron Sheffield	1	

Leading Rebounder	Career	2022-23
Max Fiedler	66	19
Quincy Olivari	24	10
Cameron Sheffield	11	6
Mekhi Mason	3	3
Travis Eevee	1	

Leader in Assists	Career	2022-23
Max Fiedler	51	25
Travis Eevee	21	7
Mekhi Mason	6	6
Quincy Olivari	6	4
Cameron Sheffield	2	1
Mason Jones	1	1

Double-Figure Scoring	Career	2022-23
Quincy Olivari	68	32
Travis Eevee	73	27
Max Fielder	54	22
Mekhi Mason	15	15
Cameron Sheffield	16	12
Seryee Lewis	3	3
Alem Huseinovic	2	2
Andrew Akuchie	1	1
Jake Lieppert	2	
Jaden Geron	1	

Double-Figure Rebounding	Career	2022-23
Max Fiedler	37	11
Cameron Sheffield	7	6
Quincy Olivari	7	3
Mekhi Mason	1	1

Double-Figure Assists	Career	2022-23
Max Fiedler	1	1

Double-Doubles	Career	2022-23
Max Fiedler	25	8
Quincy Olivari	6	3
Mekhi Mason	1	1
Cameron Sheffield	1	1

Triple-Doubles	Career	2022-23
Max Fiedler	1	1

20-Pt. Games	Career	2022-23
Quincy Olivari	26	15
Travis Eevee	27	11
Max Fiedler	7	4
Mekhi Mason	2	2
Alem Huseinovic	1	1

30-Pt. Games	Career	2022-23
Quincy Olivari	5	4
Travis Eevee	2	1
Max Fiedler	1	

Charges Drawn	Career	2022-23
Rice		44
Opponents		31
Cameron Sheffield	43	27
Travis Eevee	11	5
Quincy Olivari	9	5
Max Fiedler	7	2
Mekhi Mason	2	2
Andrew Akuchie	1	1
Alem Huseinovic	1	1
Jake Lieppert	1	1
Jaden Geron	1	
Reed Myers	1	

Dunks	Career	2022-23
Rice		43
Opponents		55
Andrew Akuchie	12	12
Max Fiedler	33	10
Seryee Lewis	9	9
Mekhi Mason	6	6
Ifeanyi Ufochukwu	4	4
Quincy Olivari	5	1
Cameron Sheffield	3	1
Jake Lieppert	2	

First Substitution	2022-23
Alem Huseinovic	25
Jake Lieppert	11
Seryee Lewis	10
Andrew Akuchie	8
Mason Jones	2
Cameron Sheffield	1

Three-Point Plays	2022-23
Rice	48/62
Opponents	35/49
Alem Huseinovic	4/4
Andrew Akuchie	2/2
Jake Lieppert	1/1
Ifeanyi Ufochukwu	1/1
Max Fiedler	9/11
Quincy Olivari	13/16
Travis Eevee	7/10
Mekhi Mason	6/9
Cameron Sheffield	4/6
Seryee Lewis	1/2

Four-Point Plays	2022-23
Rice	2/3
Opponents	2/2
Cameron Sheffield	2/2
Quincy Olivari	0/1

Five Second Violations	2022-23
Rice	3
Opponents	0
Cameron Sheffield	2/2
Quincy Olivari	0/1

Ten Second Violations	2022-23
Rice	3
Opponents	0

Shot Clock Violations	2022-23
Rice	17
Opponents	13

Backcourt Violations	2022-23
Rice	3
Opponents	4

Jump Balls Controlled	2022-23
Rice	17
Opponents	18
Max Fiedler	17/35

First to Score	2022-23
Rice	14
Opponents	21

First to Score for Rice	2022-23
Max Fiedler	10
Travis Eevee	9
Quincy Olivari	7
Mekhi Mason	6
Cameron Sheffield	3

How Rice Scored First Points	2022-23
Layup	14
Three-Pointer	11
Free Throw	5
Jumper	4
Dunk	1
Tip-In	0

8-0 Runs	2022-23
Rice	59
Opponents	50

10-0 Runs	2022-23
Rice	23
Opponents	19

# 2022-23 Rice Statistics

## Rice Team Highs

<b>Points</b>	110 vs. Northwestern State	Dec. 17, 2022
<b>Field Goals Made</b>	43 vs. Jarvis Christian	Dec. 19, 2022
<b>Field Goal Attempts</b>	82 vs. Southern Utah	Mar. 20, 2023
<b>Field Goal Perc.</b>	.672 (39-58) vs. Northwestern State	Dec. 17, 2022
<b>3-Point Field Goals Made</b>	16 vs. Jarvis Christian	Dec. 19, 2022
<b>3-Point Field Goal Attempts</b>	38 vs. St. Thomas	Nov. 10, 2022
<b>3-Point Field Goal Perc.</b>	.571 (12-21) at Texas State	Dec. 4, 2022
<b>Free Throws Made</b>	29 vs. Northwestern State	Dec. 17, 2022
<b>Free Throw Attempts</b>	34 vs. Prairie View A&M	Nov. 30, 2022
	34 vs. Northwestern State	Dec. 17, 2022
<b>Free Throw Perc.</b>	.944 (17-18) at WKU	Dec. 29, 2022
<b>Rebounds</b>	55 vs. Northwestern State	Dec. 17, 2022
<b>Assists</b>	31 vs. Jarvis Christian	Dec. 19, 2022
<b>Steals</b>	13 vs. North American	De. 15, 2022
<b>Blocked Shots</b>	7 vs. Charlotte	Jan. 26, 2023
	7 vs. UTSA	Mar. 8, 2023
<b>Turnovers</b>	22 vs. Northwestern State	Dec. 17, 2022
<b>Fouls</b>	24 at Texas	Dec. 12, 2022

## Rice Individual Highs

<b>Points</b>	34, Quincy Olivari vs. WKU	Feb. 18, 2023
<b>Field Goals Made</b>	12, Max Fiedler at UTSA	Jan. 16, 2023
<b>Field Goal Attempts</b>	23, Quincy Olivari vs. WKU	Feb. 18, 2023
	23, Quincy Olivari vs. Southern Utah	Mar. 20, 2023
<b>3-Point Field Goal Made</b>	7, Travis Eevee vs. St. Thomas	Nov. 10, 2022
<b>3-Point Field Goal Attempts</b>	13, Quincy Olivari vs. Southern Utah	Mar. 20, 2023
<b>Free Throws Made</b>	12, Quincy Olivari vs. WKU	Feb. 18, 2023
<b>Free Throw Attempts</b>	14, Quincy Olivari vs. Prairie View A&M	Nov. 30, 2022
<b>Rebounds</b>	16, Cameron Sheffield at UTEP	Dec. 31, 2022
	16, Max Fiedler vs. Southern Utah	Mar. 20, 2023
<b>Assists</b>	11, Max Fiedler at UTSA	Jan. 16, 2023
<b>Steals</b>	5, Travis Eevee vs. North Texas	Feb. 4, 2023
<b>Blocked Shots</b>	5, Max Fiedler vs. Charlotte	Jan. 26, 2023

## Opponent Team Highs

<b>Points</b>	106 at Pepperdine	Nov. 7, 2022
<b>Field Goals Made</b>	44 at Pepperdine	Nov. 7, 2022
<b>Field Goal Attempts</b>	78 vs. Northwestern State	Dec. 17, 2022
<b>Field Goal Perc.</b>	.629 (44-70) at Pepperdine	Nov. 7, 2022
<b>3-Point Field Goals Made</b>	17 vs. Florida Atlantic	Mar. 2, 2023
<b>3-Point Field Goal Attempts</b>	36 vs. Florida Atlantic	Mar. 2, 2023
	36 vs. Duquesne	Mar. 19, 2023
<b>3-Point Field Goal Perc.</b>	.500 (15-30) at Pepperdine	Nov. 7, 2022
	.500 (13-26) at Middle Tennessee	Nov. 15, 2022
	.500 (11-22) vs. UAB	Mar. 9, 2023
<b>Free Throws Made</b>	24 at Florida Atlantic	Feb. 9, 2023
<b>Free Throws Attempts</b>	29 at Florida Atlantic	Feb. 9, 2023
<b>Free Throw Perc.</b>	.923 (12-13) vs. Duquesne	Mar. 19, 2023
<b>Rebounds</b>	50 at UAB	Feb. 23, 2023
<b>Assists</b>	25 at Pepperdine	Nov. 7, 2022
<b>Steals</b>	13 vs. UTEP	Jan. 14, 2023
<b>Blocked Shots</b>	11 vs. Middle Tennessee	Jan. 11, 2023
<b>Turnovers</b>	18 vs. North American	Dec. 15, 2022
	18 at UTEP	Dec. 31, 2022
<b>Fouls</b>	26 vs. Prairie View A&M	Nov. 30, 2022

## Opponent Individual Highs

<b>Points</b>	32, Jordan Walker at UAB	Feb. 23, 2023
<b>Field Goals Made</b>	12, Maxwell Lewis at Pepperdine	Nov. 7, 2022
	12, Tevian Jones vs. Southern Utah	Mar. 20, 2023
<b>Field Goal Attempts</b>	21, Demarcus Sharp vs. Northwestern State	Dec. 17, 2022
	21, Japhet Medor at UTSA	Jan. 16, 2023
<b>3-Point Field Goals Made</b>	7, Lamar Norman, Jr. vs. Western Michigan	Nov. 19, 2022
	7, Jordan Walker vs. UAB	Mar. 9, 2023
<b>3-Point Field Goals Attempts</b>	14, Jordan Walker at UAB	Feb. 23, 2023
<b>Free Throws Made</b>	8, Eric Gaines vs. UAB	Jan. 28, 2023
	8, Cobe Williams at Louisiana Tech	Feb. 2, 2023
	8, Denver Jones vs. FIU	Mar. 4, 2023
<b>Free Throw Attempts</b>	10, Japhet Medor vs. UTSA	Mar. 8, 2023
<b>Rebounds</b>	13, Trey Jemison at UAB	Feb. 23, 2023
	13, Brice Williams at Charlotte	Feb. 25, 2023
<b>Assists</b>	10, Pierce Bazil vs. Houston Christian	Nov. 21, 2022
	10, Shamar Givance vs. UTEP	Jan. 14, 2023
	10, Arturo Dean vs. FIU	Mar. 4, 2023
<b>Steals</b>	5, Tae Hardy vs. UTEP	Jan. 14, 2023
<b>Blocked Shots</b>	6, Jamarion Sharp vs. WKU	Feb. 18, 2023

## Record When...

Overall	19-16
Home Games	11-7
Road Games	6-7
Neutral Site Games	2-2
C-USA Games	8-12
C-USA Home Games	3-7
C-USA Road Games	5-5
Non-Conference Games	11-4
Non-Conference Home Games	8-0
Non-Conference Road Games	1-2
Non-Conference Neutral Games	2-2
White Uniforms	11-5
Blue Uniforms	4-5
Gray Uniforms	0-2
Black Uniforms	4-4
In November	5-2
In December	6-1
In January	4-3
In February	2-6
In March	2-4
Sunday Games	2-0
Monday Games	3-3
Tuesday Games	0-1

Wednesday Games	2-1
Thursday Games	5-7
Friday Games	1-0
Saturday Games	6-4
Overtime Games	2-2
Night Games	13-12
Day Games	6-4
TV Games	0-2
Lead at Halftime	10-3
Trail at Halftime	8-13
Tied at Halftime	1-0
Shoot better than opponent	13-1
Shoot the same as opponent	0-0
Shoot worse than opponent	6-15
Shoot 45% or better	14-7
Shoot less than 45%	5-9
Opponent shoots 45% or better	6-14
Opponent shoots less than 45%	12-2
Make 10 or more 3-pointers	9-7
Make less than 10 3-pointers	10-9
Attempt 30 or more 3-pointers	5-3
Attempt less than 30 3-pointers	14-13
Shoot more free throws than opp.	14-6
Opp. shoots same/more free throws	5-10
Outbound opponents	11-5

Same/outrebounded by opp.	8-11
Bench outscores opp.	6-2
Fewer/same bench points	13-14
Commit fewer turnovers	9-3
Commit more turnovers	8-12
Commit same turnovers	2-1
Commit 15 or fewer turnovers	14-13
Commit more than 15 turnovers	5-3
Lead with 5:00 remaining	17-2
Trail with 5:00 remaining	2-12
Tied with 5:00 remaining	0-2
1-5 point margin	5-3
6-10 point margin	7-6
11-19 point margin	3-2
20+ point margin	4-5
vs. Top 25 teams	0-1
Score 59 points or fewer	0-4
Score 60-69 points	1-4
Score 70-79 points	5-4
Score 80 or more points	13-4
Allow 59 or fewer points	2-0
Allow 60-69 points	6-0
Allow 70-79 points	8-4
Allow 80 or more points	3-12

# 2022-23 Rice Statistics

## Starting Lineups

Date	Opponent	G	G	G	G/F	F
Nov. 7	at Pepperdine	Evee	Olivari	Mason	Sheffield	Fiedler
Nov. 10	St. Thomas	Evee	Olivari	Mason	Sheffield	Fiedler
Nov. 15	* at Middle Tennessee	Evee	Olivari	Mason	Sheffield	Fiedler
Nov. 18	Georgia Southern	Evee	Olivari	Mason	Sheffield	Fiedler
Nov. 19	Western Michigan	Evee	Olivari	Mason	Sheffield	Fiedler
Nov. 21	Houston Christian	Evee	Olivari	Mason	Sheffield	Fiedler
Nov. 30	Prairie View A&M	Evee	Olivari	Mason	Sheffield	Fiedler
Dec. 4	at Texas State	Evee	Olivari	Mason	Sheffield	Fiedler
Dec. 12	at Texas	Evee	Olivari	Mason	Sheffield	Fiedler
Dec. 15	North American	Evee	Olivari	Mason	Sheffield	Fiedler
Dec. 17	Northwestern State	Evee	Olivari	Mason	Sheffield	Fiedler
Dec. 19	Jarvis Christian	Evee	Olivari	Mason	Sheffield	Fiedler
Dec. 29	* at WKU	Evee	Olivari	Mason	Sheffield	Fiedler
Dec. 31	* at UTEP	Evee	Olivari	Mason	Sheffield	Fiedler
Jan. 5	* Louisiana Tech	Evee	Olivari	Mason	Sheffield	Fiedler
Jan. 11	* Middle Tennessee	Evee	Olivari	Mason	Sheffield	Fiedler
Jan. 14	* UTEP	Evee	Olivari	Mason	Sheffield	Fiedler
Jan. 16	* at UTSA	Evee	Olivari	Mason	Sheffield	Fiedler
Jan. 19	* at North Texas	Evee	Olivari	Mason	Sheffield	Fiedler
Jan. 26	* Charlotte	Evee	Olivari	Mason	Sheffield	Fiedler
Jan. 28	* UAB	Evee	Olivari	Mason	Sheffield	Fiedler
Feb. 2	* at Louisiana Tech	Evee	Olivari	Mason	Sheffield	Fiedler
Feb. 4	* North Texas	Evee	Olivari	Mason	Sheffield	Fiedler
Feb. 9	* at Florida Atlantic	Evee	Olivari	Mason	Sheffield	Fiedler
Feb. 11	* at FIU	Evee	Olivari	Mason	Sheffield	Fiedler
Feb. 16	* UTSA	Evee	Olivari	Mason	Sheffield	Fiedler
Feb. 18	* WKU	Evee	Olivari	Mason	Sheffield	Fiedler
Feb. 23	* at UAB	Evee	Olivari	Mason	Sheffield	Fiedler
Feb. 25	* at Charlotte	Evee	Olivari	Mason	Sheffield	Fiedler
Mar. 2	* Florida Atlantic	Evee	Olivari	Mason	Sheffield	Fiedler
Mar. 4	* FIU	Evee	Olivari	Mason	Lieppert	Fiedler
Mar. 8	vs. UTSA	Evee	Olivari	Mason	Sheffield	Fiedler
Mar. 9	vs. UAB	Evee	Olivari	Mason	Sheffield	Fiedler
Mar. 19	vs. Duquesne	Evee	Olivari	Mason	Sheffield	Fiedler
Mar. 20	vs. Southern Utah	Evee	Olivari	Mason	Sheffield	Fiedler

Evee, Olivari, Mason, Sheffield, Fiedler  
 Evee, Olivari, Mason, Lieppert, Fiedler

19-15  
 0-1

# 2022-23 Box Scores

## GAME 1 PEPPERDINE 106, RICE 67 Nov. 7, 2022 • Malibu, Calif. Firestone Fieldhouse • 1,258

Rice 67																			
No	Name	FG	3FG	FT	R	PF	TP	A	TO	S	B	MIN							
15	Fiedler-F	3-6	0-0	0-2	5	1	6	5	0	0	0	26:55							
2	Mason-G	2-8	1-3	2-4	5	1	7	0	2	0	0	29:30							
3	Evee-G	4-15	2-9	0-0	3	1	10	2	1	1	1	28:34							
4	Olivari-G	5-13	4-11	1-2	3	1	15	6	4	2	0	26:06							
5	Sheffield-G	4-6	2-3	0-0	1	2	10	1	3	1	0	14:17							
13	Akuchie	2-2	0-0	2-6	2	2	6	0	0	0	0	15:40							
23	Huseinovic	2-8	0-3	1-2	1	3	5	1	2	2	0	15:40							
24	Lieppert	2-2	0-1	1-2	2	0	6	0	0	0	0	15:40							
10	Jones	0-2	0-1	2-2	2	1	2	2	1	1	1	12:55							
11	Ufochukwu	0-0	0-0	0-2	2	0	0	0	0	0	0	1:07							
22	Peakes	0-1	0-1	0-0	2	0	0	0	1	0	0	1:40							
20	McDowell, Jr.	0-0	0-0	0-0	0	0	0	0	0	0	0	1:29							
Team					3														
<b>TOTALS</b>		<b>24-63</b>	<b>10-33</b>	<b>9-22</b>	<b>31</b>	<b>12</b>	<b>67</b>	<b>17</b>	<b>14</b>	<b>7</b>	<b>2</b>	<b>200</b>							
<b>PCT</b>		<b>38.1</b>	<b>31.3</b>	<b>40.9</b>															

FG% 1st: 14-36 38.9%; 2nd: 10-27 37.0%  
 3FG% 1st: 7-18 38.9%; 2nd: 3-14 21.4%  
 FT% 1st: 3-5 60.0%; 2nd: 6-17 35.3%

### Pepperdine 106

No	Name	FG	3FG	FT	R	PF	TP	A	TO	S	B	MIN
14	Porter-F	7-13	2-6	0-0	7	2	16	4	2	2	1	29:55
24	Lewis-F	12-15	5-7	0-0	6	1	29	5	2	0	2	30:30
11	Basham-C	4-4	0-0	0-0	4	0	8	1	2	0	0	16:38
0	Mallette-G	8-14	4-7	2-2	5	2	22	5	0	1	0	33:51
1	Mitchell, Jr.-G	5-8	3-4	1-1	1	1	14	8	0	3	0	27:01
3	Moore	2-3	1-1	0-0	3	3	5	2	3	1	1	18:11
12	Coulibaly	3-4	0-0	0-0	3	4	6	0	1	0	0	8:37
31	Zidek	1-5	0-0	0-0	2	3	2	0	0	0	0	19:39
2	Pitre	1-2	0-0	0-0	2	2	2	0	0	0	0	5:43
5	Yoon	1-1	0-0	0-1	0	0	2	0	0	0	1	3:54
22	Deng	0-1	0-1	0-0	3	1	0	0	1	0	0	3:12
10	Jordan	0-0	0-0	0-0	1	0	0	0	0	0	0	2:49
Team					5							
<b>TOTALS</b>		<b>44-70</b>	<b>15-30</b>	<b>3-4</b>	<b>41</b>	<b>20</b>	<b>106</b>	<b>25</b>	<b>13</b>	<b>8</b>	<b>4</b>	<b>200</b>
<b>PCT</b>		<b>62.9</b>	<b>50.0</b>	<b>75.0</b>								

FG% 1st: 20-35 57.1%; 2nd: 24-35 68.6%  
 3FG% 1st: 7-18 38.9%; 2nd: 9-13 69.2%  
 FT% 1st: 0-0 0.0%; 2nd: 3-4 75.0%

TECHNICAL FOULS: None

SCORE BY PERIODS	1ST	2ND	TOTAL
Rice	38	29	67
Pepperdine	46	60	106

## GAME 4 RICE 88, GEORGIA SOUTHERN 71 Nov. 18, 2022 • Houston, Texas Tudor Fieldhouse • 1,401

Georgia Southern 71																			
No	Name	FG	3FG	FT	R	PF	TP	A	TO	S	B	MIN							
10	Curry-F	1-2	0-0	1-2	6	2	3	0	0	0	0	15:50							
12	Savrasov-F	5-10	0-3	3-5	1	2	13	0	0	0	0	28:08							
2	Finch-G	2-5	1-4	0-1	2	2	5	4	2	1	0	30:21							
4	Brown-G	5-12	1-4	2-2	4	4	13	2	0	2	0	30:50							
13	Strickland-G	6-14	1-2	2-5	3	2	15	3	0	4	0	32:14							
0	Archie	4-9	1-3	0-2	2	3	9	1	2	0	0	28:46							
3	Moore	5-8	2-3	1-1	1	1	13	4	0	2	1	25:13							
11	McFatten	0-0	0-0	0-0	0	2	0	0	2	0	0	8:38							
Team					2														
<b>TOTALS</b>		<b>28-60</b>	<b>6-19</b>	<b>9-18</b>	<b>21</b>	<b>18</b>	<b>71</b>	<b>14</b>	<b>6</b>	<b>9</b>	<b>1</b>	<b>200</b>							
<b>PCT</b>		<b>46.7</b>	<b>31.6</b>	<b>50.0</b>															

FG% 1st: 21-34 61.8%; 2nd: 7-26 26.9%  
 3FG% 1st: 5-11 45.5%; 2nd: 1-8 12.5%  
 FT% 1st: 1-6 16.7%; 2nd: 8-12 66.7%

### Rice 88

No	Name	FG	3FG	FT	R	PF	TP	A	TO	S	B	MIN
15	Fiedler-F	4-6	0-1	1-2	9	2	9	9	2	0	2	28:07
2	Mason-G	4-7	1-2	2-5	11	0	11	3	4	0	0	28:52
3	Evee-G	6-9	2-4	3-4	0	3	17	5	4	1	0	37:11
4	Olivari-G	6-13	2-6	1-1	6	1	15	2	2	1	0	23:40
5	Sheffield-G	1-2	1-2	2-2	6	2	5	1	1	0	0	27:31
23	Huseinovic	9-13	4-8	2-2	1	24	0	2	0	0	0	27:05
1	Lewis	2-2	0-0	0-0	1	3	4	0	0	0	0	9:04
24	Lieppert	1-2	0-0	1-1	5	2	3	1	0	0	0	15:41
13	Akuchie	0-0	0-0	0-0	0	1	0	0	0	0	0	2:49
Team					1							
<b>TOTALS</b>		<b>33-54</b>	<b>10-33</b>	<b>12-17</b>	<b>41</b>	<b>15</b>	<b>88</b>	<b>21</b>	<b>15</b>	<b>2</b>	<b>2</b>	<b>200</b>
<b>PCT</b>		<b>61.1</b>	<b>43.5</b>	<b>70.6</b>								

FG% 1st: 17-30 56.7%; 2nd: 16-24 66.7%  
 3FG% 1st: 9-15 60.0%; 2nd: 1-8 12.5%  
 FT% 1st: 4-7 57.1%; 2nd: 8-10 80.0%

TECHNICAL FOULS: Rice-Evee

SCORE BY PERIODS	1ST	2ND	TOTAL
Georgia Southern	48	23	71
Rice	47	41	88

## GAME 2 RICE 85, ST. THOMAS 48 Nov. 10, 2022 • Houston, Texas Tudor Fieldhouse • 1,623

St. Thomas 48																			
No	Name	FG	3FG	FT	R	PF	TP	A	TO	S	B	MIN							
3	Adebo-F	1-4	0-1	0-0	1	2	2	0	1	1	0	16:02							
12	Kanafani-F	1-7	0-4	0-0	5	2	2	0	1	0	0	18:57							
21	Sanchez-F	1-2	0-0	0-0	1	2	2	0	1	2	0	16:08							
0	Ngyuen-G	0-3	0-0	0-0	2	1	0	1	0	0	0	15:18							
14	C. Williams, Jr.-G	1-5	0-1	0-0	0	1	2	0	0	4	0	14:23							
34	Altamirano	2-5	1-2	2-2	3	2	7	1	1	0	0	19:44							
1	Ricks	4-9	3-4	2-3	2	0	13	1	0	0	0	20:32							
5	Anderson	4-6	0-0	1-1	6	3	9	0	0	1	0	15:47							
13	Golaszewski	2-2	0-0	1-2	1	3	5	0	3	0	0	18:13							
10	Johnson	1-5	0-2	0-0	2	1	2	1	0	1	0	18:59							
20	Ramirez	1-2	0-1	0-0	1	1	2	0	1	0	0	6:32							
32	Erten	0-1	0-0	0-0	0	0	1	0	0	0	0	5:52							
22	Areola	0-1	0-0	0-0	3	1	0	0	1	0	0	5:26							
2	M. Williams	1-4	0-2	0-0	0	0	2	0	0	0	0	4:10							
25	Marquez	0-0	0-0	0-0	0	0	0	0	0	0	0	3:57							
Team					2														
<b>TOTALS</b>		<b>19-56</b>	<b>4-17</b>	<b>6-8</b>	<b>29</b>	<b>19</b>	<b>48</b>	<b>7</b>	<b>14</b>	<b>3</b>	<b>0</b>	<b>200</b>							
<b>PCT</b>		<b>33.9</b>	<b>23.5</b>	<b>75.0</b>															

FG% 1st: 9-26 34.6%; 2nd: 10-30 33.3%  
 3FG% 1st: 4-11 36.4%; 2nd: 0-6 0.0%  
 FT% 1st: 2-2 100.0%; 2nd: 4-6 66.7%

### Rice 85

No	Name	FG	3FG	FT	R	PF	TP	A	TO	S	B	MIN
15	Fiedler-F	4-7	0-1	0-0	4	2	8	5	2	2	1	20:58
2	Mason-G	2-6	2-6	3-4	2	0	9	1	2	1	0	25:02

# 2022-23 Box Scores

## GAME 7

**RICE 70, PRAIRIE VIEW A&M 62**  
Nov. 30, 2022 • Houston, Texas  
Tudor Fieldhouse • 1,141

### Prairie View A&M 62

No	Name	FG	3FG	FT	R	PF	TP	A	TO	S	B	MIN
21	Rutty-F	2-3	0-0	1-2	0	3	5	1	0	0	0	27:55
3	Wesley-G	1-4	0-1	2-2	0	3	4	0	1	0	0	39:01
4	Douglas-G	3-6	0-1	0-0	3	5	4	2	2	1	0	19:24
10	Gambrell-G	3-15	1-9	3-6	3	2	10	3	1	0	0	36:48
44	Smith-G	8-15	2-7	1-2	3	2	19	2	0	3	2	37:21
2	Bell	5-7	3-3	0-0	3	5	13	0	3	0	0	13:24
5	Miles	1-2	0-0	5-6	8	1	7	0	3	1	0	20:01
55	Nelson	0-0	0-0	0-0	0	1	0	0	0	0	0	05:59
33	Harris	0-0	0-0	0-0	1	1	0	0	0	0	0	2:39
13	Harding	0-0	0-0	0-0	1	3	0	0	0	1	0	2:28
	Team											4
	TOTALS	<b>22-52</b>	<b>4-21</b>	<b>12-18</b>	<b>26</b>	<b>26</b>	<b>62</b>	<b>8</b>	<b>12</b>	<b>6</b>	<b>2</b>	<b>2:00</b>
	PCT	<b>42.3</b>	<b>28.6</b>	<b>66.7</b>								

FG% 1st: 13-26 50.0%; 2nd: 9-26 34.6%  
3FG% 1st: 3-9 33.3%; 2nd: 3-12 25.0%  
FT% 1st: 3-6 50.0%; 2nd: 9-12 75.0%

### Rice 70

No	Name	FG	3FG	FT	R	PF	TP	A	TO	S	B	MIN
15	Fiedler-F	3-4	0-0	3-4	8	2	9	8	2	0	0	32:08
2	Mason-G	3-7	0-4	2-2	0	3	8	0	3	1	0	27:09
3	Evee-G	3-14	2-8	2-2	4	2	10	0	1	1	0	29:55
4	Olivari-G	2-6	2-6	11-14	5	2	27	3	2	4	0	36:02
5	Sheffield-G	7-13	0-0	5-7	15	3	9	0	1	0	1	38:14
1	Lewis	1-3	0-0	1-2	2	3	0	2	0	0	0	7:19
10	Jones	0-1	0-1	0-0	0	0	1	0	0	0	0	8:03
23	Huseinovic	1-2	0-1	1-1	2	3	0	0	0	0	0	12:48
24	Lieppert	0-0	0-0	1-2	3	0	1	0	3	0	0	8:22
	Team											0
	TOTALS	<b>20-48</b>	<b>4-20</b>	<b>26-34</b>	<b>37</b>	<b>16</b>	<b>70</b>	<b>12</b>	<b>14</b>	<b>6</b>	<b>1</b>	<b>2:00</b>
	PCT	<b>41.7</b>	<b>20.0</b>	<b>76.5</b>								

FG% 1st: 7-21 33.3%; 2nd: 13-27 48.1%  
3FG% 1st: 0-7 0.0%; 2nd: 4-13 30.8%  
FT% 1st: 11-15 73.3%; 2nd: 15-19 78.9%

TECHNICAL FOULS: None

SCORE BY PERIODS	1ST	2ND	TOTAL
Prairie View A&M	32	30	62
Rice	25	45	70

## GAME 10

**RICE 92, NORTH AMERICAN 54**  
Dec. 15, 2022 • Houston, Texas  
Tudor Fieldhouse • 2,952

### North American 54

No	Name	FG	3FG	FT	R	PF	TP	A	TO	S	B	MIN
0	Miller-G	0-4	0-1	2-2	2	1	2	2	2	1	0	26:20
1	Bishop-G	1-2	0-1	0-0	1	4	2	1	3	1	0	18:32
4	Love-G	1-4	0-1	0-0	2	2	2	0	0	0	1	15:53
10	Kizzie-G	8-20	0-5	1-1	9	1	17	1	4	3	1	36:46
23	Clark-G	7-16	0-3	3-5	8	1	17	1	4	3	2	32:29
13	McCammon	2-7	1-4	0-0	1	0	5	1	0	0	0	21:18
3	Flores	1-3	1-2	0-0	0	0	3	0	2	0	0	13:33
45	Ngwu	1-1	0-0	0-1	1	1	2	0	0	0	0	9:58
30	Scott	0-2	0-1	0-0	0	0	0	1	1	1	0	17:16
20	Franklin, Jr.	2-3	0-0	0-0	0	4	1	0	0	0	0	7:55
	Team											1
	TOTALS	<b>23-62</b>	<b>2-18</b>	<b>6-9</b>	<b>25</b>	<b>10</b>	<b>54</b>	<b>8</b>	<b>18</b>	<b>10</b>	<b>3</b>	<b>2:00</b>
	PCT	<b>37.1</b>	<b>11.1</b>	<b>66.7</b>								

FG% 1st: 10-29 34.5%; 2nd: 13-33 39.4%  
3FG% 1st: 0-10 0.0%; 2nd: 2-8 25.0%  
FT% 1st: 2-4 50.0%; 2nd: 4-5 80.0%

### Rice 92

No	Name	FG	3FG	FT	R	PF	TP	A	TO	S	B	MIN
15	Fiedler-F	5-5	0-0	0-2	7	2	10	4	3	1	1	18:38
2	Mason-G	3-6	0-1	0-0	4	1	6	5	3	2	0	16:44
3	Evee-G	1-4	0-2	0-0	3	0	2	6	1	2	0	25:17
4	Olivari-G	7-13	4-6	4-4	3	0	22	4	2	2	0	22:55
5	Sheffield-G	3-5	3-5	0-0	4	0	9	0	1	2	0	20:56
23	Huseinovic	4-8	0-2	0-0	6	0	8	3	1	0	0	18:38
1	Lewis	5-7	0-0	0-0	4	0	10	2	2	1	0	9:14
24	Lieppert	1-3	0-2	0-0	5	3	2	1	1	0	0	14:17
0	Geron	0-3	0-2	0-0	1	0	0	1	0	0	0	13:43
10	Jones	1-5	0-2	0-0	1	1	2	1	1	2	0	12:06
13	Akuchie	5-8	0-1	0-0	4	1	10	0	0	0	0	11:23
11	Ufochukwu	3-5	0-0	1-1	5	0	7	0	0	0	0	4:48
22	Peakes	1-2	0-1	0-0	1	1	2	0	1	1	0	4:48
14	Myers	0-0	0-0	0-0	0	0	0	0	0	0	0	2:27
20	McDowell, Jr.	0-0	0-0	2-2	0-0	0	2	0	0	0	0	2:27
12	Moffat	0-0	0-0	0-0	1	0	0	0	0	0	0	1:39
	Team											3
	TOTALS	<b>39-74</b>	<b>7-24</b>	<b>7-9</b>	<b>52</b>	<b>9</b>	<b>92</b>	<b>27</b>	<b>16</b>	<b>13</b>	<b>1</b>	<b>2:00</b>
	PCT	<b>52.7</b>	<b>29.2</b>	<b>77.8</b>								

FG% 1st: 17-35 48.6%; 2nd: 22-39 56.4%  
3FG% 1st: 3-13 23.1%; 2nd: 4-11 36.4%  
FT% 1st: 0-2 0.0%; 2nd: 7-7 100.0%

TECHNICAL FOULS: None

SCORE BY PERIODS	1ST	2ND	TOTAL
North American	22	32	54
Rice	37	55	92

## GAME 8

**RICE 83, TEXAS STATE 71**  
Dec. 4, 2022 • San Marcos, Texas  
Strahan Arena • 1,282

### Rice 83

No	Name	FG	3FG	FT	R	PF	TP	A	TO	S	B	MIN
15	Fiedler-F	5-6	0-0	2-3	10	1	12	5	1	0	2	36:30
2	Mason-G	5-8	1-1	2-3	4	1	13	2	1	0	0	34:48
3	Evee-G	3-11	2-6	1-2	1	2	9	4	3	0	0	30:37
4	Olivari-G	10-17	5-8	5-5	6	4	30	4	4	1	0	35:52
5	Sheffield-G	3-4	2-3	5-5	6	1	13	1	2	2	0	30:03
1	Lewis	0-1	0-0	0-0	1	1	0	0	0	0	0	3:30
23	Huseinovic	1-2	1-1	0-0	0	0	3	1	0	0	0	8:50
24	Lieppert	1-3	1-2	0-0	1	1	3	0	0	0	0	13:35
10	Jones	0-0	0-0	0-0	0	1	0	0	1	0	0	6:15
	Team											1
	TOTALS	<b>28-52</b>	<b>12-21</b>	<b>15-20</b>	<b>29</b>	<b>12</b>	<b>83</b>	<b>17</b>	<b>13</b>	<b>4</b>	<b>2</b>	<b>2:00</b>
	PCT	<b>53.8</b>	<b>57.1</b>	<b>75.0</b>								

FG% 1st: 16-29 55.2%; 2nd: 12-23 52.2%  
3FG% 1st: 7-11 63.6%; 2nd: 5-10 50.0%  
FT% 1st: 1-2 50.0%; 2nd: 14-18 77.8%

### Texas State 71

No	Name	FG	3FG	FT	R	PF	TP	A	TO	S	B	MIN
4	Sykes-F	2-5	0-0	0-0	7	5	1	2	2	0	0	24:30
11	Martin-F	1-5	0-0	0-0	1	1	2	0	1	0	0	13:44
0	Dawson-G	1-5	0-2	0-0	0	2	2	0	0	0	0	15:13
10	Hunter-G	3-6	0-2	0-0	4	0	6	0	0	0	0	18:27
12	Harrell-G	8-16	2-5	5-6	1	23	1	1	1	0	0	35:49
2	Coleman	0-0	0-0	0-0	4	2	0	0	0	0	0	6:20
5	Mason	1-2	0-0	0-0	4	2	2	0	1	0	0	8:43
22	Ceaser	2-9	0-2	0-0	4	2	4	1	1	0	0	8:43
24	Love	4-4	0-0	1-2	3	1	9	0	0	1	1	21:34
55	Dinnon	2-3	2-3	5-6	1	11	3	1	1	1	0	25:12
32	Gatsek	4-5	0-0	0-2	3	8	0	2	0	1	0	15:29
14	Whitlock	0-0	0-0	0-0	0	0	0	0	0	0	0	0:56
	Team											2
	TOTALS	<b>28-60</b>	<b>4-14</b>	<b>11-14</b>	<b>32</b>	<b>20</b>	<b>71</b>	<b>6</b>	<b>12</b>	<b>8</b>	<b>2</b>	<b>2:00</b>
	PCT	<b>46.7</b>	<b>28.6</b>	<b>78.6</b>								

FG% 1st: 13-25 52.0%; 2nd: 15-35 42.9%  
3FG% 1st: 0-3 0.0%; 2nd: 4-11 36.4%  
FT% 1st: 4-6 66.7%; 2nd: 7-8 87.5%

TECHNICAL FOULS: Rice-Olivari, Texas State-Team

SCORE BY PERIODS	1ST	2ND	TOTAL
Rice	40	43	83
Texas State	30	41	71

## GAME 9

**No. 7 TEXAS 87, RICE 81**  
Dec. 12, 2022 • Austin, Texas  
Moody Center • 10,763

### Rice 81

No	Name	FG	3FG	FT	R	PF	TP	A	TO	S	B	MIN
15	Fiedler-F	5-7	0-0	0-1	8	3	10	7	2	1	0	41:57
2	Mason-G	2-7	0-2	2-3	4	2	6	2	5	1	1	25:04
3	Evee-G	8-21	2-10	1-2	5	5	19	3	1	0	0	40:42
4	Olivari-G	9-20	4-9	6-7	5	4	28	4	2	1	0	40:44
5	Sheffield-G	2-5	1-4	3-4	7	3	8	0	3	2	0	33:35
24	Lieppert	0-0	0-0	0-0	0	3	0	1	0	1	0	6:53
23	Huseinovic	4-8	2-3	0-0	1	4	10	0	0	0	0	30:49
1	Lewis	0-1	0-0	0-0	2	0	0	0	0	0	0	3:43
10	Jones	0-0	0-0	0-0	1	1	0	0	0	0	0	1:33
	Team											6
	TOTALS	<b>30-69</b>	<b>9-28</b>									

# 2022-23 Box Scores

## GAME 13

**RICE 81, WKU 78**  
 Dec. 29, 2022 • Bowling Green, Ky.  
 E.A. Diddle Arena • 4,018

Rice 81 No Name	FG	3FG	FT	R	PF	TP	A	T	S	B	MIN
15 Fiedler-F	7-10	0-0	1-2	10	3	15	3	2	1	0	34:34
2 Mason-G	4-9	2-4	0-0	2	4	10	5	2	1	0	28:49
3 Eevee-G	6-13	4-8	8-8	6	3	24	5	4	1	0	34:43
4 Olivari-G	3-15	3-10	5-5	4	3	14	2	6	2	1	36:44
5 Sheffield-G	4-8	4-8	3-3	4	1	15	3	1	0	0	38:35
23 Huseinovic	1-5	1-2	0-0	3	0	3	0	0	0	0	11:06
24 Lieppert	0-2	0-2	0-0	2	0	0	0	0	0	0	9:58
1 Lewis	0-1	0-0	0-0	1	2	0	0	0	0	0	5:31
Team					4			1			
<b>TOTALS</b>	<b>25-63</b>	<b>14-34</b>	<b>17-18</b>	<b>36</b>	<b>16</b>	<b>81</b>	<b>18</b>	<b>16</b>	<b>5</b>	<b>1</b>	<b>200</b>
<b>PCT</b>	<b>39.7</b>	<b>41.2</b>	<b>94.4</b>								

FG% 1st: 7-32 21.9%; 2nd: 18-31 58.1%  
 3FG% 1st: 5-19 26.3%; 2nd: 9-15 60.0%  
 FT% 1st: 7-8 87.5%; 2nd: 10-10 100.0%

### WKU 78

No Name	FG	3FG	FT	R	PF	TP	A	T	S	B	MIN
3 Hamilton-F	7-10	1-3	3-4	7	4	18	2	6	4	0	30:06
33 Sharp-C	3-7	0-0	4-7	8	2	10	0	2	2	4	36:44
13 Akot-G	3-9	0-3	2-4	6	1	8	5	1	0	0	27:49
14 Frampton-G	3-6	3-6	2-2	3	1	11	3	1	0	0	32:28
20 McKnight-G	7-14	1-3	2-2	5	2	17	2	3	0	0	29:34
4 Lander	1-3	1-2	0-0	1	3	3	0	0	0	0	12:15
24 Marshall	0-1	0-0	0-0	1	1	0	0	0	0	0	6:19
2 Rawls	2-8	0-1	2-3	1	1	6	3	2	0	0	18:37
1 Diagne	1-2	0-0	0-0	2	1	2	0	0	0	0	2:05
11 Allen	1-3	1-2	0-0	1	0	3	0	1	0	0	4:03
Team					3						
<b>TOTALS</b>	<b>28-63</b>	<b>7-20</b>	<b>15-22</b>	<b>39</b>	<b>16</b>	<b>78</b>	<b>15</b>	<b>16</b>	<b>6</b>	<b>4</b>	<b>200</b>
<b>PCT</b>	<b>44.4</b>	<b>35.0</b>	<b>68.2</b>								

FG% 1st: 13-33 39.4%; 2nd: 15-30 50.0%  
 3FG% 1st: 4-9 44.4%; 2nd: 3-11 27.3%  
 FT% 1st: 6-10 60.0%; 2nd: 9-12 75.0%

**TECHNICAL FOULS:** None

SCORE BY PERIODS	1ST	2ND	TOTAL
Rice	26	55	81
WKU	36	42	78

## GAME 16

**MIDDLE TENNESSEE 71, RICE 68**  
 Jan. 11, 2023 • Houston, Texas  
 Tudor Fieldhouse • 2,010

Middle Tennessee 71 No Name	FG	3FG	FT	R	PF	TP	A	T	S	B	MIN
2 Dishman-F	7-12	1-1	2-4	10	3	17	1	3	3	3	33:52
4 Bufford-G	3-6	1-3	0-2	5	2	7	1	0	0	4	28:56
5 Lawrence-G	8-15	3-6	2-3	5	1	21	0	1	3	0	33:17
12 Lenard-G	4-6	1-3	0-0	6	4	9	1	3	3	2	23:55
24 Weston-G	2-3	0-1	3-4	2	4	7	0	2	0	2	26:42
1 Millin	1-3	0-2	0-0	2	0	2	1	1	0	0	10:51
3 Porter	1-5	0-1	0-0	0	1	2	1	0	1	0	13:52
10 King	0-4	0-3	0-0	0	0	0	1	0	0	0	10:59
13 Smith	2-2	2-2	0-0	0	0	6	0	1	0	0	11:28
31 Coleman-Jones	0-0	0-0	0-0	0	1	0	0	0	0	0	6:08
Team					3						
<b>TOTALS</b>	<b>28-56</b>	<b>8-22</b>	<b>7-13</b>	<b>33</b>	<b>16</b>	<b>71</b>	<b>6</b>	<b>11</b>	<b>10</b>	<b>11</b>	<b>200</b>
<b>PCT</b>	<b>50.0</b>	<b>36.4</b>	<b>53.8</b>								

FG% 1st: 10-30 33.3%; 2nd: 18-26 69.2%  
 3FG% 1st: 0-10 0.0%; 2nd: 8-12 66.7%  
 FT% 1st: 2-4 50.0%; 2nd: 5-9 55.6%

### Rice 68

No Name	FG	3FG	FT	R	PF	TP	A	T	S	B	MIN
15 Fiedler-F	3-3	0-0	0-0	7	5	6	8	4	1	1	34:20
2 Mason-G	5-11	0-1	0-0	2	1	10	0	1	0	0	26:30
3 Eevee-G	7-13	3-6	1-2	0	3	18	1	2	0	0	37:53
4 Olivari-G	7-19	0-5	6-9	5	3	20	4	2	0	0	37:51
5 Sheffield-G	2-8	0-0	1-2	6	2	5	1	3	1	0	31:08
23 Huseinovic	4-4	1-1	0-0	2	0	9	0	0	0	0	13:56
24 Lieppert	0-1	0-0	0-0	5	0	1	0	0	0	0	9:05
13 Akuchie	0-0	0-0	0-0	2	1	0	2	0	0	2	5:27
Team					5						
<b>TOTALS</b>	<b>28-59</b>	<b>4-13</b>	<b>8-13</b>	<b>34</b>	<b>15</b>	<b>68</b>	<b>13</b>	<b>14</b>	<b>6</b>	<b>4</b>	<b>200</b>
<b>PCT</b>	<b>47.5</b>	<b>30.8</b>	<b>61.5</b>								

FG% 1st: 15-30 50.0%; 2nd: 13-29 44.8%  
 3FG% 1st: 3-7 42.9%; 2nd: 1-6 16.7%  
 FT% 1st: 3-6 50.0%; 2nd: 5-7 71.4%

**TECHNICAL FOULS:** None

SCORE BY PERIODS	1ST	2ND	TOTAL
Middle Tennessee	22	49	71
Rice	36	32	68

## GAME 14

**RICE 72, UTEP 67**  
 Dec. 31, 2022 • El Paso, Texas  
 Don Haskins Center • 3,743

Rice 72 No Name	FG	3FG	FT	R	PF	TP	A	T	S	B	MIN
15 Fiedler-F	6-7	0-1	2-4	15	3	14	2	2	0	1	40:18
2 Mason-G	6-13	2-6	5-6	4	19	0	4	4	1	0	42:55
3 Eevee-G	4-18	2-6	1-2	3	3	11	3	6	0	0	38:47
4 Olivari-G	4-16	3-8	2-2	3	4	13	1	2	1	1	35:38
5 Sheffield-G	2-5	1-4	6-9	16	3	11	2	4	1	0	43:09
1 Lewis	0-0	0-0	0-0	0	1	0	0	0	0	0	4:42
23 Huseinovic	1-1	0-0	0-0	1	2	0	0	1	0	0	14:56
24 Lieppert	1-3	0-2	0-0	2	0	2	1	0	0	0	4:35
Team					0						
<b>TOTALS</b>	<b>24-63</b>	<b>8-27</b>	<b>16-23</b>	<b>44</b>	<b>19</b>	<b>72</b>	<b>10</b>	<b>18</b>	<b>7</b>	<b>3</b>	<b>225</b>
<b>PCT</b>	<b>38.1</b>	<b>29.6</b>	<b>69.6</b>								

FG% 1st: 12-25 48.0%; 2nd: 10-30 33.3%; OT: 2-8 25.0%  
 3FG% 1st: 3-11 27.3%; 2nd: 4-11 36.4%; OT: 1-5 20.0%  
 FT% 1st: 5-8 62.5%; 2nd: 6-9 66.7%; OT: 5-6 83.3%

### UTEP 67

No Name	FG	3FG	FT	R	PF	TP	A	T	S	B	MIN
13 Solomon-F	4-8	0-3	1-4	8	4	9	3	1	4	0	29:34
21 Onyema-F	2-3	0-1	0-0	1	0	4	0	0	0	0	6:04
23 Frazier III-F	2-4	1-3	0-0	6	0	5	2	2	1	0	27:16
2 Hardy-G	1-6	1-3	1-2	4	3	4	1	3	3	0	29:06
5 Givance-G	3-10	2-6	4-8	8	4	12	6	3	1	0	42:26
1 Dos Anjos	1-6	0-3	0-0	1	4	2	0	2	0	0	9:19
4 McKinney, Jr.	7-18	0-4	3-4	5	3	17	3	0	0	0	32:43
12 Sibley	2-5	1-3	0-0	3	1	5	0	0	0	0	13:50
34 Kalu	2-3	0-0	1-2	4	2	5	0	5	0	0	19:54
32 Hamilton	2-2	0-0	0-0	0	1	4	0	0	0	0	3:52
3 Zachery	0-0	0-0	0-0	0	0	0	0	0	0	0	0:53
15 Holmes	0-0	0-0	0-0	0	0	0	0	0	0	0	0:53
Team					4						
<b>TOTALS</b>	<b>26-65</b>	<b>5-26</b>	<b>10-20</b>	<b>44</b>	<b>22</b>	<b>67</b>	<b>15</b>	<b>18</b>	<b>9</b>	<b>3</b>	<b>225</b>
<b>PCT</b>	<b>40.0</b>	<b>19.2</b>	<b>50.0</b>								

FG% 1st: 10-26 38.5%; 2nd: 14-30 46.7%; OT: 2-9 22.2%  
 3FG% 1st: 3-12 25.0%; 2nd: 2-11 18.2%; OT: 0-3 0.0%  
 FT% 1st: 2-6 33.3%; 2nd: 7-10 70.0%; OT: 1-4 25.0%

**TECHNICAL FOULS:** None

SCORE BY PERIODS	1ST	2ND	OT	TOTAL
Rice	32	30	10	72
UTEP	25	37	5	67

## GAME 15

**LOUISIANA TECH 88, RICE 82**  
 Jan. 5, 2023 • Houston, Texas  
 Tudor Fieldhouse • 1,962

Louisiana Tech 88 No Name	FG	3FG	FT	R	PF	TP	A	T	S	B	MIN
2 Mangum-F	2-8	1-7	4-4	5	1	9	2	0	1	0	28:44
14 Allen-F	1-2	0-0	0-0	0	0	0	0	0	0	0	9:36
22 I. Crawford-F	5-8	2-2	1-2	1	4	13	4	2	1	0	20:33
0 Willis-G	6-12	0-0	2-3	5	2	18	0	1	1	0	42:53
20 J. Crawford-G	1-2	4-7	2-3	4	3	4	3	3	0	0	21:13
24 C. Williams	8-16	1-4	1-2	4	5	18	8	4	4	0	40:37
5 T. Williams	8-11	0-1	0-0	0	0	0	0	1	0	0	5:28
1 Hunter	9-10	0-0	0-2	8	2	18	0	0	1	0	29:12
3 Bullock	2-6	2-3	0-0	6	1	6	1	1	2	0	23:25
4 Stewart	0-1	0-1	0-0	0	2	0	0	0	0	0	3:19
Team					3						
<b>TOTALS</b>	<b>34-66</b>	<b>10-25</b>	<b>10-15</b>	<b>35</b>	<b>20</b>	<b>88</b>	<b>18</b>	<b>12</b>	<b>10</b>	<b>2</b>	<b>225</b>
<b>PCT</b>	<b>51.5</b>	<b>40.0</b>	<b>66.7</b>								

FG% 1st: 17-32 53.1%; 2nd: 11-26 42.3%; OT: 6-8 75.0%  
 3FG% 1st: 4-11 36.4%; 2nd: 4-12 33.3%; OT: 2-2 100.0%  
 FT% 1st: 3-4 75.0%; 2nd: 2-4 50.0%; OT: 5-7 71.4%

### Rice 82

No Name	FG	3FG	FT	R	PF	TP	A	T	S	B	MIN
15 Fiedler-F	3-3	0-0	2-4	14	3	8	6	3	0	1	37:44
2 Mason-G	3-9	1-4	1-2	1	4	8	1	2	0	0	26:56
3 Eevee-G	7-13	5-8	9-10	2	2	28	2	2	3	0	44:04
4 Olivari-G	5-18	3-9	3-4	2	16	4	3	0	0	0	38:25
5 Sheffield-G	2-6	1-3	2-4	13	1	7	2	2	1	0	27:12
1 Lewis	0-1	0-0	1-2	1	0	1	0	0	1	0	7:11
23 Huseinovic	2-3	2-3	2-2	2	1	8	1	1	0	0	20:50
24 Lieppert	2-4	0-1	2-2								

# 2022-23 Box Scores

## GAME 19

RICE 72, NORTH TEXAS 60  
Jan. 19, 2023 • Denton, Texas  
The Super Pit • 4,015

Rice 72 No Name	FG	3FG	FT	R	PF	TP	A	TO	S	B	MIN
1 Fiedler-F	8-11	0-0	2-2	4	2	18	4	1	0	0	33:01
2 Mason-G	2-3	0-2	2-2	2	4	6	1	0	4	0	26:20
3 Eevee-G	0-4	0-0	10-11	3	1	10	5	4	2	0	38:21
4 Olivari-G	9-14	0-1	4-4	8	3	22	0	3	1	0	34:25
5 Sheffield-G	3-4	3-3	1-2	7	1	10	2	0	0	0	34:25
23 Huseinovic	2-4	0-1	0-0	0	1	4	0	1	0	0	17:17
24 Lieppert	0-0	0-0	0-0	3	1	0	0	0	0	0	10:08
1 Lewis	1-3	0-0	0-0	1	1	2	0	0	1	1	6:03
Team				3							
<b>TOTALS</b>	<b>25-47</b>	<b>3-7</b>	<b>19-21</b>	<b>31</b>	<b>14</b>	<b>72</b>	<b>12</b>	<b>9</b>	<b>8</b>	<b>1</b>	<b>200</b>
<b>PCT</b>	<b>53.2</b>	<b>42.9</b>	<b>90.5</b>								

FG% 1st: 13-27 48.1%; 2nd: 12-20 60.0%  
3FG% 1st: 1-4 25.0%; 2nd: 2-3 66.7%  
FT% 1st: 1-2 50.0%; 2nd: 18-19 94.7%

### North Texas 60

No Name	FG	3FG	FT	R	PF	TP	A	TO	S	B	MIN
1 Scott-F	1-4	0-1	1-1	6	1	3	0	0	0	0	23:22
3 Ousmane-F	3-9	0-0	2-4	6	2	8	1	3	1	1	26:12
4 Eady-G	4-5	3-4	2-3	2	0	13	0	0	0	0	26:32
5 Perry-G	6-15	4-12	2-2	4	3	18	0	4	0	0	36:36
10 Huntsberry-G	4-12	1-2	1-1	1	4	10	5	1	3	1	32:29
15 Jones	1-4	0-2	0-2	3	2	2	1	4	1	0	26:46
23 Stone	0-2	0-1	0-0	2	1	0	2	0	0	0	15:45
24 Martinez	2-5	2-5	0-0	0	0	6	0	0	0	0	12:18
Team				5							
<b>TOTALS</b>	<b>21-56</b>	<b>10-27</b>	<b>8-13</b>	<b>29</b>	<b>13</b>	<b>60</b>	<b>9</b>	<b>13</b>	<b>5</b>	<b>2</b>	<b>200</b>
<b>PCT</b>	<b>37.5</b>	<b>37.0</b>	<b>61.5</b>								

FG% 1st: 11-27 40.7%; 2nd: 10-29 34.5%  
3FG% 1st: 6-11 54.5%; 2nd: 4-16 25.0%  
FT% 1st: 3-5 60.0%; 2nd: 5-8 62.5%

TECHNICAL FOULS: None

SCORE BY PERIODS	1ST	2ND	TOTAL
Rice	28	44	72
North Texas	31	29	60

## GAME 20

RICE 65, CHARLOTTE 63  
Jan. 26, 2023 • Houston, Texas  
Tudor Fieldhouse • 1,665

Charlotte 63 No Name	FG	3FG	FT	R	PF	TP	A	TO	S	B	MIN
24 Millicic, Jr.-F	4-6	2-3	0-0	5	3	10	0	0	1	0	21:52
15 Khalifa-C	5-11	2-6	1-1	5	1	13	2	2	0	1	23:21
1 Gipson-G	2-3	1-1	0-0	4	0	5	2	0	0	0	26:58
12 Threadgill-G	2-7	0-2	0-0	4	0	4	1	1	0	0	33:37
25 Patterson-G	8-11	2-3	0-0	3	3	18	5	3	3	0	36:49
3 Williams	4-9	0-4	0-0	7	3	8	0	4	1	0	31:37
10 Graves	2-4	0-1	1-2	1	4	5	2	1	0	0	16:36
22 Aldrich	0-7	0-1	0-0	2	1	0	1	1	1	1	9:10
Team				3							
<b>TOTALS</b>	<b>27-58</b>	<b>7-21</b>	<b>2-3</b>	<b>34</b>	<b>15</b>	<b>63</b>	<b>13</b>	<b>12</b>	<b>7</b>	<b>2</b>	<b>200</b>
<b>PCT</b>	<b>46.6</b>	<b>33.3</b>	<b>66.7</b>								

FG% 1st: 13-29 44.8%; 2nd: 14-29 48.3%  
3FG% 1st: 1-7 14.3%; 2nd: 6-14 42.9%  
FT% 1st: 1-1 100.0%; 2nd: 1-2 50.0%

### Rice 65

No Name	FG	3FG	FT	R	PF	TP	A	TO	S	B	MIN
15 Fiedler-F	1-2	0-0	0-1	4	2	2	5	1	3	5	36:22
2 Mason-G	6-11	1-4	2-3	1	2	15	0	4	0	1	34:20
3 Eevee-G	3-13	2-9	1-2	0	2	9	3	2	0	0	38:36
4 Olivari-G	8-15	4-6	6-6	10	0	26	1	1	0	0	35:37
5 Sheffield-G	4-5	1-2	0-0	3	2	9	1	1	1	1	35:37
1 Lewis	0-0	0-0	0-0	0	1	0	0	1	0	0	1:54
23 Huseinovic	1-2	0-1	2-2	2	1	4	0	1	1	0	13:21
24 Lieppert	0-1	0-1	0-0	1	0	0	1	0	0	0	4:23
Team				5							
<b>TOTALS</b>	<b>23-49</b>	<b>8-23</b>	<b>11-14</b>	<b>26</b>	<b>10</b>	<b>65</b>	<b>11</b>	<b>10</b>	<b>7</b>	<b>2</b>	<b>200</b>
<b>PCT</b>	<b>46.9</b>	<b>34.8</b>	<b>78.6</b>								

FG% 1st: 10-26 38.5%; 2nd: 13-23 56.5%  
3FG% 1st: 3-15 20.0%; 2nd: 5-8 62.5%  
FT% 1st: 4-4 100.0%; 2nd: 7-10 70.0%

TECHNICAL FOULS: None

SCORE BY PERIODS	1ST	2ND	TOTAL
Charlotte	28	35	63
Rice	27	38	65

## GAME 21

UAB 70, RICE 52  
Jan. 28, 2023 • Houston, Texas  
Tudor Fieldhouse • 2,454

UAB 70 No Name	FG	3FG	FT	R	PF	TP	A	TO	S	B	MIN
5 Buffen-F	8-16	2-3	2-2	10	3	20	3	3	3	0	37:26
55 Jemison-C	4-9	0-0	2-4	12	4	10	0	2	3	1	29:41
2 Brewer-G	1-4	2-5	2-3	3	2	20	2	2	0	0	32:17
3 Lovan-G	1-4	0-0	0-0	1	1	2	3	0	3	0	29:46
4 Gaines-G	2-12	1-4	8-8	8	1	13	5	2	3	0	23:16
12 Toney	0-1	0-1	0-0	2	2	0	1	1	0	0	18:52
24 Johnson	1-1	1-1	0-0	3	2	3	0	1	0	0	3:19
25 Gordon	1-1	0-0	0-2	3	0	2	1	0	0	0	9:23
Team				2							
<b>TOTALS</b>	<b>25-58</b>	<b>6-14</b>	<b>14-19</b>	<b>44</b>	<b>15</b>	<b>70</b>	<b>15</b>	<b>11</b>	<b>12</b>	<b>3</b>	<b>200</b>
<b>PCT</b>	<b>43.1</b>	<b>42.9</b>	<b>73.7</b>								

FG% 1st: 15-33 45.5%; 2nd: 10-25 40.0%  
3FG% 1st: 3-8 37.5%; 2nd: 3-6 50.0%  
FT% 1st: 0-0 0.0%; 2nd: 14-19 73.7%

### Rice 52

No Name	FG	3FG	FT	R	PF	TP	A	TO	S	B	MIN
15 Fiedler-F	4-10	0-0	0-0	12	2	8	5	3	0	3	31:01
2 Mason-G	1-6	1-3	2-2	3	0	5	2	2	0	1	34:13
3 Eevee-G	3-11	0-5	0-0	1	4	6	1	4	1	0	32:03
4 Olivari-G	7-18	3-10	1-1	4	4	18	1	3	2	0	37:12
5 Sheffield-G	3-7	3-6	3-4	5	3	12	0	0	1	0	32:39
1 Lewis	0-1	0-0	0-0	0	1	0	0	1	0	0	7:09
23 Huseinovic	1-2	1-1	0-0	0	1	3	0	0	1	0	12:03
24 Lieppert	0-2	0-1	0-0	2	0	0	0	0	0	0	6:27
10 Jones	0-0	0-0	0-0	0	2	0	1	0	2	0	5:23
13 Akuchie	0-0	0-0	0-0	0	0	0	0	0	0	0	1:50
Team				3							
<b>TOTALS</b>	<b>19-57</b>	<b>8-26</b>	<b>6-7</b>	<b>31</b>	<b>17</b>	<b>52</b>	<b>10</b>	<b>13</b>	<b>7</b>	<b>4</b>	<b>200</b>
<b>PCT</b>	<b>33.3</b>	<b>30.8</b>	<b>85.7</b>								

FG% 1st: 5-24 20.8%; 2nd: 14-33 42.4%  
3FG% 1st: 3-12 25.0%; 2nd: 5-14 35.7%  
FT% 1st: 2-2 100.0%; 2nd: 4-5 80.0%

TECHNICAL FOULS: None

SCORE BY PERIODS	1ST	2ND	TOTAL
UAB	33	37	70
Rice	15	37	52

## GAME 22

LOUISIANA TECH 80, RICE 72  
Feb. 2, 2023 • Ruston, La.  
Thomas Assembly Center • 2,356

Rice 72 No Name	FG	3FG	FT	R	PF	TP	A	TO	S	B	MIN
15 Fiedler-F	9-15	0-0	5-6	11	3	23	4	1	1	0	32:08
2 Mason-G	3-6	2-3	4-6	4	4	12	4	0	0	0	32:18
3 Eevee-G	6-16	2-9	0-0	1	3	14	3	3	1	0	36:20
4 Olivari-G	5-12	3-8	0-0	3	2	13	1	2	2	0	37:05
5 Sheffield-G	1-3	1-2	2-2	13	1	5	0	2	0	0	13:45
13 Akuchie	1-1	0-0	0-0	3	1	2	1	0	0	0	7:52
23 Huseinovic	1-3	1-2	0-0	1	0	3	0	1	0	0	10:17
24 Lieppert	0-0	0-0	0-0	0	0	0	0	0	0	0	5:55
10 Jones	0-0	0-0	0-0	2	2	0	0	1	0	0	2:20
Team				0				1			
<b>TOTALS</b>	<b>26-56</b>	<b>9-24</b>	<b>11-14</b>	<b>38</b>	<b>16</b>	<b>72</b>	<b>13</b>	<b>15</b>	<b>4</b>	<b>1</b>	<b>200</b>
<b>PCT</b>	<b>46.4</b>	<b>37.5</b>	<b>78.6</b>								

FG% 1st: 10-27 37.0%; 2nd: 16-29 55.2%  
3FG% 1st: 4-14 28.6%; 2nd: 5-10 50.0%  
FT% 1st: 4-5 80.0%; 2nd: 7-9 77.8%

### Louisiana Tech 80

No Name	FG	3FG	FT	R	PF	TP	A	TO	S	B	MIN
1 Hunter-F	4-5	0-0	0-0	6	2	8	0	1	2	2	25:13
2 Mangum-F	5-7	3-5	2-2	5	1	15	1	2	2	0	29:04
22 L Crawford-F	5-10	0-0	4-6	4	2	14	4	0	3	1	35:03
20 J Crawford-G	2-6	2-3	0-0	2	4	6	1	2	0	0	24:18
24 C Williams-G	5-10	2-3	8-8	4	2	20	8	1	1	0	34:00
4 Stewart	6-15	5-11	0-0	2	1	17	0	0	0	0	29:19
14 Allen	0-0	0-0	0-0	0	1	0	0	0	0	0	4:57
3 Bullock	0-4	0-3	0-0	2	0	0	0	0	0	0	9:45
5 T Williams	0-1	0-1	0-0	1	1	0	0	1	1	0	8:21
Team				1							
<b>TOTALS</b>	<b>27-58</b>	<b>12-26</b>	<b>14-16</b>	<b>27</b>	<b>14</b>	<b>80</b>	<b>14</b>	<b>8</b>	<b>9</b>	<b>3</b>	<b>200</b>
<b>PCT</b>	<b>46.6</b>	<b>46.2</b>	<b>87.5</b>								

FG% 1st: 15-29 51.7%; 2nd: 12-29 41.4%  
3FG% 1st: 10-18 55.6%; 2nd: 2-8 25.0%  
FT% 1st: 4-4 100.0%; 2nd: 10-12 83.3%

TECHNICAL FOULS: Rice-Coach 2

SCORE BY PERIODS	1ST	2ND	TOTAL
Rice	28	44	72
Louisiana Tech	44	36	80

## GAME 23

NORTH TEXAS 74, RICE 64  
Feb. 4, 2023 •

# 2022-23 Box Scores

## GAME 25

### RICE 85, FIU 78

Feb. 11, 2023 • Miami, Fla.

**Ocean Bank Convocation Center • 1,292**

Rice 85	No	Name	FG	3FG	FT	R	PF	TP	A	TO	S	B	MIN
15	Fiedler-F	6-8	0-0	2-5	7	2	14	2	2	2	1	35:06	
2	Mason-G	3-8	1-2	0-0	3	5	7	0	2	0	0	26:38	
3	Evree-G	7-15	4-10	6-7	2	1	24	3	2	0	1	37:05	
4	Olivari-G	10-19	6-12	2-4	9	3	28	5	1	1	0	38:40	
5	Sheffield-G	1-5	1-3	0-0	6	0	3	1	1	1	0	31:12	
13	Akuchie	1-1	0-0	1-2	3	1	3	0	0	0	0	4:54	
23	Huseinovic	1-4	1-4	0-0	3	0	3	0	0	0	0	9:13	
24	Lieppert	1-1	1-1	0-0	1	1	3	1	0	0	0	14:48	
10	Jones	0-0	0-0	0-0	0	0	0	1	0	0	0	2:24	
Team													
<b>TOTALS</b>			<b>30-61</b>	<b>14-32</b>	<b>11-18</b>	<b>37</b>	<b>13</b>	<b>85</b>	<b>12</b>	<b>10</b>	<b>4</b>	<b>2</b>	<b>200</b>
<b>PCT</b>			<b>49.2</b>	<b>43.8</b>	<b>61.1</b>								

FG% 1st: 16-32 50.0%; 2nd: 14-29 48.3%  
 3FG% 1st: 7-17 41.2%; 2nd: 7-15 46.7%  
 FT% 1st: 2-5 40.0%; 2nd: 9-13 69.2%

FIU 78	No	Name	FG	3FG	FT	R	PF	TP	A	TO	S	B	MIN
33	Sanogo-F	3-4	0-0	0-0	7	1	6	1	0	1	2	27:05	
1	Gittens-G	1-3	0-1	0-0	1	5	2	0	1	1	0	12:25	
2	Jones-G	10-14	1-4	6-6	1	5	27	2	4	0	0	32:45	
4	Dean-G	5-15	0-2	0-0	2	1	10	2	1	2	0	33:32	
23	Krivokapic-G	2-4	2-4	2-3	2	1	8	0	1	0	0	30:28	
4	Hawkins	3-7	1-3	0-0	2	7	3	0	0	0	0	20:09	
44	Pinkney	1-1	0-0	0-0	2	2	0	1	0	1	0	11:29	
21	Williams, Jr.	8-11	0-2	0-0	3	2	16	1	0	0	0	22:36	
24	Grant	0-2	0-0	0-0	0	0	0	0	0	0	0	6:38	
11	Brewer	0-0	0-0	0-0	1	0	0	0	0	0	0	2:53	
Team													
<b>TOTALS</b>			<b>33-61</b>	<b>4-16</b>	<b>8-9</b>	<b>26</b>	<b>18</b>	<b>78</b>	<b>9</b>	<b>7</b>	<b>5</b>	<b>3</b>	<b>200</b>
<b>PCT</b>			<b>54.1</b>	<b>25.0</b>	<b>88.9</b>								

FG% 1st: 18-32 56.3%; 2nd: 15-29 51.7%  
 3FG% 1st: 1-7 14.3%; 2nd: 3-9 33.3%  
 FT% 1st: 3-4 75.0%; 2nd: 5-10 100.0%

TECHNICAL FOULS: None

SCORE BY PERIODS	1ST	2ND	TOTAL
Rice	41	44	85
FIU	40	38	78

## GAME 28

### UAB 85, RICE 57

Feb. 23, 2023 • Birmingham, Ala.

**Bartow Arena • 4,891**

Rice 57	No	Name	FG	3FG	FT	R	PF	TP	A	TO	S	B	MIN
15	Fiedler-F	0-1	0-0	0-0	1	0	2	1	0	0	0	11:08	
2	Mason-G	2-6	0-1	1-2	1	2	5	1	0	0	0	23:03	
3	Evree-G	4-7	2-4	5-7	0	1	15	0	2	0	0	26:09	
4	Olivari-G	4-11	2-6	0-0	9	1	10	2	5	0	0	27:26	
5	Sheffield-G	4-10	2-6	0-0	3	2	10	0	1	1	0	25:24	
23	Huseinovic	3-3	0-3	2-2	1	0	2	0	0	2	0	12:39	
13	Akuchie	0-5	0-1	3-4	2	4	9	1	1	0	0	18:50	
24	Lieppert	0-4	0-3	0-0	2	1	0	2	1	1	0	11:47	
1	Lewis	0-1	0-0	0-0	0	0	0	0	0	0	0	2:22	
11	Ufochukwu	2-3	0-0	0-0	3	1	4	0	0	0	0	7:40	
10	Jones	0-4	0-1	0-0	1	0	0	3	0	1	1	11:44	
0	Geron	0-4	0-3	0-1	1	1	0	0	0	2	0	13:21	
12	Moffat	0-0	0-0	0-0	2	0	0	0	0	0	0	2:49	
14	Myers	1-1	0-0	0-0	0	1	2	2	1	0	0	2:49	
22	Peakes	0-2	0-0	0-0	3	2	0	0	0	0	0	2:49	
Team													
<b>TOTALS</b>			<b>20-62</b>	<b>6-28</b>	<b>11-16</b>	<b>33</b>	<b>14</b>	<b>57</b>	<b>13</b>	<b>12</b>	<b>7</b>	<b>1</b>	<b>200</b>
<b>PCT</b>			<b>32.3</b>	<b>21.4</b>	<b>68.8</b>								

FG% 1st: 8-27 29.6%; 2nd: 12-35 34.3%  
 3FG% 1st: 2-11 18.2%; 2nd: 12-35 34.3%  
 FT% 1st: 6-9 66.7%; 2nd: 5-7 71.4%

UAB 85	No	Name	FG	3FG	FT	R	PF	TP	A	TO	S	B	MIN
5	Buffen-F	6-11	2-4	0-0	4	2	14	1	5	0	1	24:41	
15	Brewer-F	3-5	1-1	2-2	5	1	9	2	0	1	0	23:56	
55	Jemison-C	3-7	0-0	2-3	13	4	8	0	3	0	0	22:40	
3	Lovan-G	2-3	0-0	2-4	6	2	6	2	1	2	0	23:12	
10	Walker-G	10-19	6-14	6-6	4	1	32	8	2	1	0	27:11	
4	Gaines	1-6	1-5	0-0	2	1	3	3	0	3	1	18:26	
0	Davis	2-5	0-0	2-3	0	0	6	1	0	0	0	17:11	
12	Toney	2-5	0-1	0-1	6	1	4	1	0	1	0	18:57	
24	Johnson	1-2	1-2	0-0	3	1	3	0	0	0	0	12:20	
25	Gordon	0-0	0-0	0-0	1	0	0	0	0	0	0	3:47	
23	Bertram	0-0	0-0	0-0	0	0	0	0	0	0	0	2:49	
21	Coleman	0-1	0-0	0-1	0	0	0	0	1	0	0	2:14	
22	Sigmon	0-0	0-0	0-0	0	0	0	0	0	0	0	1:18	
30	Donohoo	0-0	0-0	0-0	0	1	0	0	0	0	0	1:18	
Team													
<b>TOTALS</b>			<b>30-64</b>	<b>11-27</b>	<b>14-20</b>	<b>50</b>	<b>14</b>	<b>85</b>	<b>18</b>	<b>12</b>	<b>8</b>	<b>4</b>	<b>200</b>
<b>PCT</b>			<b>46.9</b>	<b>40.7</b>	<b>70.0</b>								

FG% 1st: 20-37 54.1%; 2nd: 10-27 37.0%  
 3FG% 1st: 7-19 36.8%; 2nd: 4-8 50.0%  
 FT% 1st: 8-8 100.0%; 2nd: 6-12 50.0%

TECHNICAL FOULS: UAB-Buffen, Brewer

SCORE BY PERIODS	1ST	2ND	TOTAL
Rice	24	33	57
UAB	55	30	85

## GAME 26

### UTSA 84, RICE 79

Feb. 16, 2023 • Houston, Texas

**Tudor Fieldhouse • 1,999**

UTSA 84	No	Name	FG	3FG	FT	R	PF	TP	A	TO	S	B	MIN
14	Diouf-F	0-0	0-0	0-0	0	2	0	0	1	0	0	7:32	
0	Buggs III-G	8-10	5-7	2-2	2	4	23	1	1	1	0	28:13	
1	Mesdon-G	4-11	0-1	4-8	5	2	14	5	3	4	0	35:56	
5	Richards-G	2-9	1-5	1-2	6	2	6	0	2	0	0	27:46	
20	Sabally-G	0-1	0-0	2-2	0	2	0	2	0	1	0	6:08	
4	Farmer	8-10	0-1	2-2	6	2	18	1	0	3	1	26:34	
22	Tucker	1-2	1-1	0-0	0	5	3	1	2	0	0	12:31	
24	Germany	8-15	0-0	0-3	8	0	16	1	2	1	0	32:07	
25	Addo-Ankrah	1-2	0-1	0-0	4	2	2	1	1	1	0	19:13	
10	Czumbel	0-1	0-1	0-0	1	0	0	0	0	0	0	4:00	
Team													
<b>TOTALS</b>			<b>32-61</b>	<b>7-17</b>	<b>13-19</b>	<b>36</b>	<b>19</b>	<b>84</b>	<b>10</b>	<b>13</b>	<b>9</b>	<b>2</b>	<b>200</b>
<b>PCT</b>			<b>52.5</b>	<b>41.2</b>	<b>68.4</b>								

FG% 1st: 14-28 50.0%; 2nd: 18-33 54.5%  
 3FG% 1st: 2-7 28.6%; 2nd: 5-10 50.0%  
 FT% 1st: 2-5 40.0%; 2nd: 11-14 78.6%

Rice 79	No	Name	FG	3FG	FT	R	PF	TP	A	TO	S	B	MIN
15	Fiedler-F	3-5	0-0	4-5	13	4	10	8	5	0	3	33:25	
2	Mason-G	7-13	2-4	4-5	7	1	20	2	1	2	1	33:17	
3	Evree-G	2-8	1-4	4-4	2	3	9	2	3	1	0	35:21	
4	Olivari-G	5-17	1-7	4-5	5	2	15	2	2	1	0	35:54	
5	Sheffield-G	5-11	4-9	1-2	6	4	15	0	1	1	1	31:34	
13	Akuchie	0-1	0-0	0-0	2	2	0	0	0	0	0	5:21	
23	Huseinovic	3-6	2-4	0	1	2	8	0	0	0	0	13:22	
24	Lieppert	0-1	0-1	1-2	0	0	1	1	3	0	0	8:26	
11	Ufochukwu	0-0	0-0	1-2	0	0	1	0	0	0	0	1:14	
10	Jones	0-1	0-1	0-0	0	0	0	0	0	0	0	2:06	
Team													
<b>TOTALS</b>			<b>25-63</b>	<b>10-30</b>	<b>19-25</b>	<b>38</b>	<b>18</b>	<b>79</b>	<b>15</b>	<b>15</b>	<b>5</b>	<b>5</b>	<b>200</b>
<b>PCT</b>			<b>46.6</b>	<b>33.3</b>	<b>75.0</b>								

FG% 1st: 8-30 26.7%; 2nd: 17-33 51.5%  
 3FG% 1st: 1-12 8.3%; 2nd: 9-18 50.0%  
 FT% 1st: 11-14 78.6%; 2nd: 8-11 72.7%

TECHNICAL FOULS: UTSA-Farmer

SCORE BY PERIODS	1ST	2ND	TOTAL
UTSA	32	52	84
Rice	28	51	79

## GAME 29

### CHARLOTTE 70, RICE 54

Feb. 25, 2023 • Charlotte, N.C.

**Halton Arena • 2,837**

Rice 54	No	Name	FG	3FG	FT	R	PF	TP	A	TO	S	B	MIN
15	Fiedler-F	2-3	0-0	0-0	7	2	4	4	2	0	0	34:12	
2	Mason-G	3-10	1-4	1-2	4	1	8	2	1	1	0	36:21	
3	Evree-G	4-12	1-7	3-5	2	2	12	3	0	1	0	31:04	
4	Olivari-G	4-16	2-8	2-3	12	2	12	0	2	1	0	36:13	
5	Sheffield-G	4-8	1-5	1-2	1	1	10	0	2	0	0	32:35	
13	Akuchie	0-1	0-0	0-0	0	0	0	1	0	0	0	5:48	
24	Lieppert	0-0	0-0	0-0	0	1	0	0	1	0	0	3:32	
23	Huseinovic	3-3	2-2	0-0	0	1	8	1	0	1	0	15:42	
10	Jones	0-1	0-1	0-0	0	1	0	0	0	0	0	3:47	
0	Geron	0-1	0-1	0-0	0	0	0	0	0	0	0	0:46	
Team													



# 2022-23 Box Scores

## GAME 31 FIU 90, RICE 83

Mar. 4, 2023 • Houston, Texas  
Tudor Fieldhouse • 2,760

FIU 90											
No Name	FG	3FG	FT	R	PF	TP	A	TO	S	B	MIN
44 Pinkney-C	6-7	0-0	3-5	3	4	15	0	0	0	3	23:17
2 Jones-G	9-18	4-8	8-9	6	0	30	0	3	0	0	33:22
4 Dean-G	3-12	0-1	4-4	3	2	10	10	1	3	0	33:26
21 Williams, Jr.-G	2-3	0-0	0-0	1	2	4	0	3	2	0	12:08
23 Krivokapic-G	1-3	1-3	0-0	0	0	3	2	1	0	0	22:05
1 Gittens	1-4	0-0	1-2	3	2	3	2	0	1	0	22:21
3 Hawkins	2-5	1-3	2-2	3	0	7	0	1	0	0	13:59
12 Wilcox	2-3	0-0	0-0	3	2	0	2	1	1	1	16:32
11 Brewer	5-8	0-1	4-4	9	1	14	0	0	0	0	21:45
24 Grant	0-0	0-0	0-0	2	0	1	0	0	0	0	1:05
Team				3							
<b>TOTALS</b>	<b>31-63</b>	<b>6-16</b>	<b>22-26</b>	<b>34</b>	<b>15</b>	<b>90</b>	<b>17</b>	<b>10</b>	<b>7</b>	<b>4</b>	<b>200</b>
<b>PCT</b>	<b>49.2</b>	<b>37.5</b>	<b>84.6</b>								

FG% 1st: 14-31 45.2%; 2nd: 17-32 53.1%  
3FG% 1st: 2-10 20.0%; 2nd: 4-6 66.7%  
FT% 1st: 6-7 85.7%; 2nd: 16-19 84.2%

Rice 83											
No Name	FG	3FG	FT	R	PF	TP	A	TO	S	B	MIN
15 Fiedler-F	5-7	0-0	0-0	7	5	10	8	4	0	1	31:46
2 Mason-G	4-9	1-3	5-6	2	3	14	3	1	0	1	29:51
3 Ewee-G	8-12	4-6	2-2	3	3	22	5	4	1	0	40:00
4 Olivari-G	8-21	4-10	3-4	4	3	23	2	0	3	0	39:12
24 Lieppert-G	0-1	0-1	2-2	3	1	2	1	1	1	0	14:29
5 Sheffield	3-4	1-1	0-0	6	2	1	1	2	2	0	25:33
13 Akuchie	0-0	0-0	0-2	2	1	0	0	0	0	3	8:12
23 Huseinovic	2-5	1-4	0-0	1	1	5	0	0	0	0	10:57
Team				2					1		
<b>TOTALS</b>	<b>30-59</b>	<b>11-25</b>	<b>12-14</b>	<b>30</b>	<b>19</b>	<b>83</b>	<b>20</b>	<b>13</b>	<b>7</b>	<b>5</b>	<b>200</b>
<b>PCT</b>	<b>50.8</b>	<b>44.0</b>	<b>85.7</b>								

FG% 1st: 16-28 57.1%; 2nd: 14-31 45.2%  
3FG% 1st: 6-14 42.9%; 2nd: 5-11 45.5%  
FT% 1st: 6-8 75.0%; 2nd: 6-6 100.0%

TECHNICAL FOULS: None

SCORE BY PERIODS	1ST	2ND	TOTAL
FIU	36	54	90
Rice	44	39	83

## GAME 34

RICE 84, DUQUESNE 78  
Mar. 19, 2023 • Daytona Beach, Fla.  
Daytona Beach Ocean Center • 922

Duquesne 78											
No Name	FG	3FG	FT	R	PF	TP	A	TO	S	B	MIN
3 Grant-F	9-17	6-12	4-4	4	4	28	2	3	0	0	37
20 Reece-F	2-3	0-0	3-4	4	3	7	0	2	0	0	18
1 Clark III-G	5-13	3-8	0-0	2	4	13	4	5	0	0	32
0 Brewer-G	3-8	3-7	2-2	1	1	11	1	1	0	0	24
4 Williams-G	1-5	0-1	0-0	6	2	2	3	2	1	0	25
2 Dixon	3-3	0-0	2-2	4	0	8	0	0	0	0	14
32 Rozier	1-3	1-2	0-0	2	1	3	2	1	0	0	21
21 Gunn	1-6	1-6	0-0	5	2	3	2	0	0	0	14
34 Rotroff	1-4	0-0	1-1	0	0	3	0	0	0	0	9
55 McGriff	0-0	0-0	0-0	1	0	0	0	0	0	0	6
Team				3							
<b>TOTALS</b>	<b>26-62</b>	<b>14-36</b>	<b>12-13</b>	<b>32</b>	<b>17</b>	<b>78</b>	<b>14</b>	<b>14</b>	<b>1</b>	<b>0</b>	<b>200</b>
<b>PCT</b>	<b>41.9</b>	<b>38.9</b>	<b>92.3</b>								

FG% 1st: 11-28 39.3%; 2nd: 15-34 44.1%  
3FG% 1st: 6-16 37.5%; 2nd: 8-20 40.0%  
FT% 1st: 4-4 100.0%; 2nd: 8-9 88.9%

Rice 84											
No Name	FG	3FG	FT	R	PF	TP	A	TO	S	B	MIN
15 Fiedler-F	8-9	0-0	0-0	7	4	16	3	2	2	0	27
2 Mason-G	2-5	0-1	2-4	1	3	6	4	3	4	0	36
3 Ewee-G	5-13	2-8	5-6	2	3	17	3	0	2	0	34
4 Olivari-G	6-12	2-3	5-7	7	0	19	0	4	0	0	37
5 Sheffield-G	2-6	0-3	3-4	3	1	7	1	1	2	0	29
24 Lieppert	4-4	1-1	0-0	3	2	9	2	0	0	0	18
13 Akuchie	2-3	0-0	0-0	3	3	4	1	1	0	0	12
10 Jones	3-4	0-1	0-0	1	0	6	1	0	0	0	7
Team				4							
<b>TOTALS</b>	<b>32-56</b>	<b>5-17</b>	<b>15-21</b>	<b>31</b>	<b>17</b>	<b>84</b>	<b>15</b>	<b>11</b>	<b>10</b>	<b>0</b>	<b>200</b>
<b>PCT</b>	<b>57.1</b>	<b>29.4</b>	<b>71.4</b>								

FG% 1st: 16-28 57.1%; 2nd: 16-28 57.1%  
3FG% 1st: 3-9 33.3%; 2nd: 2-8 25.0%  
FT% 1st: 2-2 100.0%; 2nd: 13-19 68.4%

TECHNICAL FOULS: Rice-Team

SCORE BY PERIODS	1ST	2ND	TOTAL
Duquesne	32	46	78
Rice	37	47	84

## GAME 32

RICE 72, UTSA 71  
Mar. 8, 2023 • Frisco, Texas  
Ford Center at the Star • 1,232

UTSA 84											
No Name	FG	3FG	FT	R	PF	TP	A	TO	S	B	MIN
14 Diouf-F	1-2	0-0	0-0	6	1	2	0	0	0	0	13:42
0 Buggs III-G	2-8	1-5	1-1	2	3	6	1	2	0	0	31:38
1 Meador-G	7-14	1-3	5-10	6	3	20	6	4	1	1	34:25
5 Richards-G	4-11	3-7	3-5	7	1	14	0	1	1	0	35:02
20 Sabally-G	3-6	1-1	0-0	5	1	7	0	0	2	1	24:01
8 Germany	5-13	0-0	1-2	6	1	11	1	2	1	1	26:15
22 Tucker	2-3	0-1	0-0	1	3	4	0	0	0	0	10:36
25 Addo-Ankrah	3-5	1-3	0-0	5	2	7	1	0	0	0	22:30
4 Farmer	0-1	0-0	0-0	0	0	0	0	0	0	0	1:51
Team				2							
<b>TOTALS</b>	<b>27-63</b>	<b>7-20</b>	<b>10-18</b>	<b>40</b>	<b>16</b>	<b>71</b>	<b>9</b>	<b>10</b>	<b>5</b>	<b>3</b>	<b>200</b>
<b>PCT</b>	<b>42.9</b>	<b>35.0</b>	<b>55.6</b>								

FG% 1st: 12-33 36.4%; 2nd: 15-30 50.0%  
3FG% 1st: 2-8 25.0%; 2nd: 5-12 41.7%  
FT% 1st: 7-13 53.8%; 2nd: 3-5 60.0%

Rice 72											
No Name	FG	3FG	FT	R	PF	TP	A	TO	S	B	MIN
15 Fiedler-F	5-6	0-0	0-0	4	4	10	6	5	0	1	25:17
2 Mason-G	5-13	1-6	1-1	2	2	12	3	3	1	1	30:41
3 Ewee-G	2-6	0-3	2-2	2	6	1	0	0	0	0	29:04
4 Olivari-G	7-18	1-6	3-5	8	2	18	3	1	1	0	35:17
5 Sheffield-G	4-7	2-4	1-0	7	2	11	0	0	1	1	34:19
23 Huseinovic	2-4	1-3	0-0	0	1	5	0	0	1	0	17:59
10 Jones	1-3	0-1	0-0	2	0	2	0	0	0	0	6:29
13 Akuchie	4-4	0-0	0-1	5	5	8	1	1	0	0	21:40
24 Lieppert	0-0	0-0	0-0	1	0	0	0	0	0	2	6:34
Team				2					1		
<b>TOTALS</b>	<b>30-61</b>	<b>5-23</b>	<b>7-10</b>	<b>33</b>	<b>18</b>	<b>72</b>	<b>14</b>	<b>11</b>	<b>3</b>	<b>7</b>	<b>200</b>
<b>PCT</b>	<b>49.2</b>	<b>21.7</b>	<b>70.0</b>								

FG% 1st: 16-32 50.0%; 2nd: 14-29 48.3%  
3FG% 1st: 4-13 30.8%; 2nd: 1-10 10.0%  
FT% 1st: 6-7 85.7%; 2nd: 1-3 33.3%

TECHNICAL FOULS: UTSA-Coach

SCORE BY PERIODS	1ST	2ND	TOTAL
UTSA	33	38	71
Rice	42	30	72

## GAME 35

SOUTHERN UTAH 81, RICE 79  
Mar. 20, 2023 • Daytona Beach, Fla.  
Daytona Beach Ocean Center • 764

Southern Utah 81											
No Name	FG	3FG	FT	R	PF	TP	A	TO	S	B	MIN
55 Jones-F	12-19	2-7	1-2	6	3	27	2	2	1	0	40
14 Spurgin-F	4-8	0-0	1-4	10	1	9	2	1	3	0	36
12 Faussett-G	4-9	1-5	2-2	9	2	11	1	0	0	0	32
15 Butler-G	3-7	1-3	2-4	7	4	9	1	4	2	0	26
3 Allen-G	1-4	0-1	0-0	2	5	2	3	0	0	0	23
10 Healy	4-6	4-5	2-2	1	2	14	5	2	0	0	23
13 Barnes	3-7	3-6	0-0	2	1	9	1	1	0	0	19
Team				5							
<b>TOTALS</b>	<b>31-60</b>	<b>11-27</b>	<b>8-14</b>	<b>42</b>	<b>18</b>	<b>81</b>	<b>14</b>	<b>13</b>	<b>3</b>	<b>3</b>	<b>200</b>
<b>PCT</b>	<b>51.7</b>	<b>40.7</b>	<b>57.1</b>								

FG% 1st: 21-34 61.8%; 2nd: 10-26 38.5%  
3FG% 1st: 7-15 46.7%; 2nd: 4-12 33.3%  
FT% 1st: 0-2 0.0%; 2nd: 8-12 66.7%

Rice 79											
No Name	FG	3FG	FT	R	PF	TP	A	TO	S	B	MIN
15 Fiedler-F	9-12	0-0	4-4	16	4	22	3	2	2	2	30
2 Mason-G	3-14	2-4	0-0	1	1	8	3	0	1	1	36
3 Ewee-G	9-20	1-6	6-9	3	2	25	2	0	2	0	39
4 Olivari-G	4-23	2-13	4-5	6	3	14	1	2	0	0	27
5 Sheffield-G	2-7	2-4	0-0	8	2	6	0	0	2	0	35
13 Akuchie	1-1	0-0	0-0	4	2	2	0	0	1	0	10
10 Jones	1-2	0-0	0-0	0	1	0	0	0	1	0	6
24 Lieppert	0-1	0-1	0-0	2	0	0	1	1	0	0	16
23 Huseinovic	0-1	0-1	0-0	0	0	0	0	0	0	0	2
14 Myers	0-1	0-0	0-0	0	0	0	0	0	0	0	0+
Team				4							
<b>TOTALS</b>	<b>29-82</b>	<b>7-29</b>	<b>14-18</b>	<b>44</b>	<b>15</b>	<b>79</b>	<b>10</b>	<b>5</b>	<b>8</b>	<b>4</b>	<b>200</b>
<b>PCT</b>	<b>35.4</b>	<b>24.1</b>	<b>77.8</b>								

FG% 1st: 15-38 39.5%; 2nd: 14-44 31.8%  
3FG% 1st: 3-13 23.1%; 2nd: 4-16 25.0%  
FT% 1st: 4-5 80.0%; 2nd: 10-13 76.9%

TECHNICAL FOULS: None

SCORE BY PERIODS	1ST	
------------------	-----	--

# Rice Records

## ALL-TIME RECORDS

Year	Coach	W	L	Pct.	H	A	N	Conf.	Pct.	Conf. Finish	Postseason
<b>SOUTHWEST CONFERENCE</b>											
1914-15	Robert Cummings	8	1	.889	8-1	-	-	5-1	.833	2nd	
1915-16	Robert Cummings	12	5	.706	10-1	2-4	-	5-3	.625	3rd	
1916-17	Robert Cummings	10	5	.667	10-2	0-3	-				
1917-18	Wilbur Tisdale	10	4	.714	7-3	3-1	-	7-3	.700	1st	
1918-19	Wilbur Tisdale	4	10	.286	4-4	0-6	-	2-8	.200	t4th	
1919-20	Leslie Mann	6	6	.500	4-4	1-2	-	2-5	.286	4th	
1920-21	Pete Cawthon	5	10	.333	5-4	0-6	-	4-9	.308	4th	
1921-22	Howard F. Yerges	2	12	.143	1-6	1-6	-	1-1	.500	6th	
1922-23	Phil Arbuckle	10	9	.526	7-5	2-4	-	7-9	.438	t3rd	
1923-24	Franklyn Ashcraft	3	17	.150	3-7	0-10	-	3-17	.150	8th	
1924-25	John P. Nicholson	2	12	.143	2-7	0-5	-	2-12	.143	t7th	
1925-26	Franklyn Ashcraft	1	13	.071	1-6	0-5	-	1-11	.083	7th	
1926-27	Franklyn Ashcraft	0	9	.000	0-4	0-5	-	0-9	.000	6th	
1927-28	Russell Daugherty	3	9	.250	1-5	2-4	-	3-9	.250	5th	
1928-29	Russell Daugherty	2	10	.167	2-3	0-7	-	2-10	.167	7th	
1929-30	Russell Daugherty	7	9	.438	4-5	1-4	-	4-8	.333	t6th	
1930-31	Russell Daugherty	8	9	.471	4-3	4-6	-	4-8	.333	6th	
1931-32	Russell Daughert	5	9	.357	3-5	2-4	-	4-8	.333	t5th	
1932-33	Jimmy Kitts	7	10	.412	1-4	1-5	-	2-10	.167	6th	
1933-34	Jimmy Kitts	6	6	.500	5-5	1-4	-	6-6	.500	t3rd	
1934-35	Jimmy Kitts	20	3	.870	15-0	5-3	-	9-3	.750	t1st	
1935-36	Jimmy Kitts	12	10	.545	5-5	6-3	0-2	8-4	.667	t2nd	
1936-37	Jimmy Kitts	7	12	.368	5-7	2-5	-	6-6	.500	3rd	
1937-38	Jimmy Kitts	6	17	.261	3-8	1-8	1-1	2-10	.167	6th	
1938-39	Buster Brannon	10	11	.476	7-4	2-7	1-0	6-6	.500	5th	
1939-40	Buster Brannon	25	4	.862	9-2	12-1	2-1	10-2	.833	1st	NCAA
1940-41	Buster Brannon	18	6	.750	12-0	4-4	0-1	8-4	.667	2nd	
1941-42	Buster Brannon	22	5	.815	5-2	9-0	0-2	10-2	.833	t1st	NCAA
1942-43	Joe Davis	17	9	.654	8-4	5-5	1-0	9-3	.750	t1st	NIT 1st Round
1943-44	Joe Davis	15	5	.750	6-1	5-0	1-0	11-1	.917	t1st	
1944-45	Joe Davis	20	1	.952	7-0	5-0	2-1	12-0	1.000	1st	
1945-46	Buster Brannon	10	11	.476	4-3	4-5	1-2	5-7	.417	5th	
1946-47	Joe Davis	8	15	.348	5-3	2-8	0-3	4-8	.333	6th	
1947-48	Joe Davis	10	14	.417	6-4	3-7	1-2	6-6	.500	4th	
1948-49	Joe Davis	13	11	.542	7-4	5-6	1-1	9-3	.750	t1st	
1949-50	Don Suman	8	15	.348	6-4	0-10	0-1	2-10	.167	7th	
1950-51	Don Suman	8	15	.348	8-6	0-9	-	2-10	.167	7th	
1951-52	Don Suman	9	15	.375	2-6	3-7	2-2	4-8	.333	t6th	
1952-53	Don Suman	15	6	.714	7-2	5-4	2-0	8-4	.667	t2nd	
1953-54	Don Suman	23	5	.821	13-0	9-5	1-0	9-3	.750	t1st	NCAA
1954-55	Don Suman	10	12	.455	6-5	4-7	-	6-6	.500	5th	
1955-56	Don Suman	19	5	.792	14-2	5-3	-	8-4	.667	3rd	
1956-57	Don Suman	16	8	.667	8-2	8-6	-	8-4	.667	2nd	
1957-58	Don Suman	13	11	.542	11-3	2-7	0-1	7-7	.500	t5th	
1958-59	Don Suman	11	13	.458	6-6	5-7	-	5-9	.357	7th	
1959-60	John Frankie	4	20	.167	3-10	1-10	-	1-13	.071	8th	
1960-61	John Frankie	11	12	.478	8-3	3-9	-	7-7	.500	5th	
1961-62	John Frankie	12	11	.522	10-2	2-9	-	7-7	.500	5th	
1962-63	John Frankie	12	11	.522	8-1	3-9	1-1	9-5	.643	t2nd	
1963-64	George Carlisle	15	9	.625	10-3	5-6	-	8-6	.571	t3rd	
1964-65	George Carlisle	2	22	.083	1-10	1-10	0-2	1-13	.071	7th	
1965-66	George Carlisle	1	22	.043	1-9	0-12	0-1	1-13	.071	8th	
1966-67	Don Knodel	7	17	.292	6-7	0-10	1-0	4-10	.286	t7th	
1967-68	Don Knodel	8	16	.333	5-5	2-8	1-3	6-8	.429	6th	
1968-69	Don Knodel	10	14	.417	5-7	4-6	1-1	6-8	.429	t4th	
1969-70	Don Knodel	14	11	.560	9-3	4-4	1-4	10-4	.714	1st	NCAA 1st Round

# Rice Records

## ALL-TIME RECORDS

Year	Coach	W	L	Pct.	H	A	N	Conf.	Pct.	Conf. Finish	Postseason
1970-71	Don Knodel	14	12	.538	10-3	4-9	-	6-8	.429	t5th	
1971-72	Don Knodel	6	20	.231	5-8	1-9	0-3	1-13	.071	8th	
1972-73	Don Knodel	7	19	.269	5-7	0-12	2-0	2-12	.143	t7th	
1973-74	Don Knodel	11	17	.393	8-8	3-9	-	5-9	.357	t6th	
1974-75	Bob Polk	5	21	.192	5-9	0-11	0-1	2-12	.143	8th	
1975-76	Bob Polk	3	24	.111	3-8	0-15	0-1	1-15	.063	9th	
1976-77	Bob Polk	9	18	.333	8-6	1-11	0-1	3-13	.188	8th	
1977-78	Mike Schuler	4	22	.154	4-7	0-10	0-5	2-14	.125	t8th	
1978-79	Mike Schuler	7	20	.259	5-8	2-10	0-2	4-12	.250	8th	
1979-80	Mike Schuler	7	19	.269	5-5	1-13	1-1	4-12	.250	8th	
1980-81	Mike Schuler	12	15	.444	6-8	4-6	2-1	7-9	.438	t6th	
1981-82	Tommy Suits	15	15	.500	8-5	5-9	2-1	6-10	.375	t7th	
1982-83	Tommy Suits	8	20	.286	7-8	0-12	1-0	2-14	.125	8th	
1983-84	Tommy Suits	13	17	.433	10-6	2-9	1-2	6-10	.375	6th	
1984-85	Tommy Suits	11	16	.407	9-6	2-9	0-1	3-13	.231	9th	
1985-86	Tommy Suits	9	19	.321	7-8	2-8	0-3	2-14	.125	8th	
1986-87	Tommy Suits/Greg Walcavich	8	19	.296	7-9	1-9	0-1	2-14	.125	9th	
1987-88	Scott Thompson	6	21	.222	4-8	2-12	0-1	3-13	.231	t8th	
1988-89	Scott Thompson	12	16	.429	9-5	2-10	1-1	6-10	.375	8th	
1989-90	Scott Thompson	11	17	.393	8-6	2-9	1-2	5-11	.313	t7th	
1990-91	Scott Thompson	16	14	.533	11-3	4-8	1-3	9-7	.563	t4th	NIT 1st Round
1991-92	Scott Thompson	20	11	.645	9-3	8-6	3-2	8-6	.571		
1992-93	Willis Wilson	18	10	.643	9-1	8-5	1-4	11-3	.786		NIT 2nd Round
1993-94	Willis Wilson	15	14	.517	7-5	6-8	2-1	6-8	.429		
1994-95	Willis Wilson	15	13	.536	8-6	6-6	1-1	8-6	.571		
1995-96	Willis Wilson	14	14	.500	7-5	3-8	4-1	5-9	.357		
<b>WESTERN ATHLETIC CONFERENCE</b>											
1996-97	Willis Wilson	12	15	.444	9-3	2-11	1-1	6-10	.375	t6th-Mou.	
1997-98	Willis Wilson	6	22	.214	4-9	1-10	1-3	3-11	.214	7th-Pac.	
1998-99	Willis Wilson	18	10	.643	13-1	2-7	3-2	8-6	.571	3rd-Mou.	
1999-2000	Willis Wilson	5	22	.186	5-7	0-13	0-2	1-13	.071	8th	
2000-01	Willis Wilson	14	16	.467	10-5	3-9	1-2	5-11	.313	8th	
2001-02	Willis Wilson	10	19	.344	8-7	2-11	0-1	5-13	.278	8th	
2002-03	Willis Wilson	19	10	.655	13-3	6-6	0-1	11-7	.611	t3rd	
2003-04	Willis Wilson	22	11	.667	12-3	6-7	4-1	12-6	.667	t3rd	NIT 1st Round
2004-05	Willis Wilson	19	12	.613	13-3	5-8	1-1	12-6	.667	3rd	NIT 1st Round
<b>CONFERENCE USA</b>											
2005-06	Willis Wilson	12	16	.429	9-4	3-9	0-3	6-8	.429	t6th	
2006-07	Willis Wilson	16	16	.500	9-5	3-9	4-2	8-8	.500	7th	
2007-08	Willis Wilson	3	27	.100	1-12	1-13	1-2	0-16	.000	12th	
2008-09	Ben Braun	10	22	.313	5-10	2-11	3-1	4-12	.250	t10th	
2009-10	Ben Braun	8	23	.258	7-10	1-12	0-1	1-15	.063	12th	
2010-11	Ben Braun	14	18	.438	9-7	3-8	2-3	5-11	.313	10th	
2011-12	Ben Braun	19	16	.543	12-6	7-7	0-3	8-8	.500	7th	CIT Quarterfinals
2012-13	Ben Braun	5	26	.161	5-11	0-11	0-4	1-15	.063	12th	
2013-14	Ben Braun	7	23	.233	5-9	2-11	0-3	2-14	.125	16th	
2014-15	Mike Rhoades	12	20	.375	8-7	3-10	1-3	8-10	.444	t7th	
2015-16	Mike Rhoades	12	20	.375	9-8	3-11	0-1	7-11	.389	t9th	
2016-17	Mike Rhoades	23	12	.657	13-6	9-5	1-1	11-7	.611	5th	CBI Quarterfinals
2017-18	Scott Pera	7	24	.226	5-10	2-12	0-2	4-14	.222	13th	
2018-19	Scott Pera	13	19	.406	9-7	4-11	0-1	8-10	.444	t9th	
2019-20	Scott Pera	15	17	.469	8-7	5-8	2-2	7-11	.389	12th	
2020-21	Scott Pera	15	13	.536	9-3	3-9	3-1	6-10	.375	6th-West	
2021-22	Scott Pera	16	17	.485	10-5	4-8	2-4	7-11	.389	5th-West	CBI 1st Round
2022-23	Scott Pera	19	16	.543	11-7	6-7	2-2	8-12	.400	t6th	CBI Quarterfinals

# Rice Records

## YEAR-BY-YEAR TEAM STATISTICS

Year	OVERALL		SWC		Finish	FG-FGA	PCT	3FG-3FGA	PCT	FT-FTA	PCT	REB	AVG	PF-D	A	TO	B	S	PTS	AVG	
	W-L	Pct.	W-L	Pct.																	
<b>Don Suman — 131-105, .555, 10 years</b>																					
1952-53	15-6	.761	8-4	.667	2nd	493-1273	.387	-	-	391-620	.631	-	-	847	-	-	-	-	-	1366	65.6
Opponent Statistics						404-1339	.302	-	-	408-654	.624	-	-	789	-	-	-	-	-	1216	57.9
1953-54	20-4	.833	9-3	.750	1st	630-1626	.387	-	-	465-745	.636	-	-	468	-	-	-	-	-	1734	72.3
Opponent Statistics						516-1469	.351	-	-	465-702	.662	-	-	486	-	-	-	-	-	1497	62.4
1954-55	10-13	.434	6-6	.500	5th	-	-	-	-	-	-	-	-	-	-	-	-	-	-	-	
Opponent Statistics						-	-	-	-	-	-	-	-	-	-	-	-	-	-	-	
1955-56	19-5	.791	8-4	.667	3rd	714-1724	.414	-	-	465-767	.606	1294	53.9	412-10	-	-	-	-	-	1893	78.9
Opponent Statistics						566-1566	.362	-	-	463-687	.674	887	37.0	470-22	-	-	-	-	-	1595	66.4
1956-57	16-8	.667	8-4	.667	2nd	-	-	-	-	-	-	-	-	-	-	-	-	-	-	-	
Opponent Statistics						-	-	-	-	-	-	-	-	-	-	-	-	-	-	-	
1957-58	13-11	.541	7-7	.500	6th	621-1580	.396	-	-	390-632	.617	1057	44.0	440-9	-	-	-	-	-	1632	68.0
Opponent Statistics						588-1436	.409	-	-	387-589	.657	939	39.1	459-26	-	-	-	-	-	1563	65.1
1958-59	11-13	.458	5-9	.357	7th	579-1438	.403	-	-	357-559	.639	1066	44.4	415-14	-	-	-	-	-	1515	63.1
Opponent Statistics						537-1513	.355	-	-	391-579	.675	1071	44.6	405-11	-	-	-	-	-	1465	61.0
<b>John Frankie — 39-51, .433, 4 years</b>																					
1959-60	4-20	.167	1-13	.071	8th	-	-	-	-	-	-	-	-	-	-	-	-	-	-	-	
Opponent Statistics						-	-	-	-	-	-	-	-	-	-	-	-	-	-	-	
1960-61	11-12	.478	7-7	.500	5th	570-1463	.389	-	-	372-541	.687	1078	46.9	438-14	-	-	-	-	-	1512	65.7
Opponent Statistics						572-1426	.401	-	-	458-658	.699	1024	44.5	386-7	-	-	-	-	-	1602	69.6
1961-62	12-11	.521	7-7	.500	5th	625-1446	.432	-	-	381-563	.676	1056	45.9	444-18	-	-	-	-	-	1631	70.9
Opponent Statistics						596-1468	.406	-	-	441-601	.733	982	42.7	423-12	-	-	-	-	-	1633	71.0
1962-63	12-11	.521	9-5	.642	3rd	635-1535	.414	-	-	170-569	.651	1093	47.1	406-17	-	-	-	-	-	1640	71.3
Opponent Statistics						629-1488	.423	-	-	395-549	.719	1019	44.3	439-21	-	-	-	-	-	1653	71.8
<b>George Carlisle — 18-54, .250, 3 years</b>																					
1963-64	15-9	.625	8-6	.571	3rd	734-1658	.442	-	-	459-697	.658	1211	50.4	424-18	-	-	-	-	-	1927	80.3
Opponent Statistics						722-1762	.409	-	-	372-526	.707	1132	47.2	516-29	-	-	-	-	-	1836	76.5
1964-65	2-22	.083	1-14	.071	7th	613-1437	.419	-	-	421-570	.738	878	36.6	527-36	-	-	-	-	-	1647	68.6
Opponent Statistics						730-1555	.469	-	-	530-709	.747	1020	42.5	434-4	-	-	-	-	-	1990	82.9
1965-66	1-22	.043	1-14	.071	8th	712-1589	.448	-	-	421-603	.699	979	42.6	536-48	-	-	-	-	-	1845	80.2
Opponent Statistics						765-1600	.472	-	-	551-740	.744	1104	48.0	463-19	-	-	-	-	-	2081	90.5
<b>Don Knodel — 76-127, .374, 8 years</b>																					
1966-67	7-17	.291	4-10	.285	7th	653-1328	.492	-	-	493-648	.761	867	36.1	466-18	-	-	-	-	-	1799	74.9
Opponent Statistics						694-1509	.459	-	-	434-622	.698	972	40.5	487-20	-	-	-	-	-	1822	75.9
1967-68	8-16	.333	6-8	.428	6th	594-1260	.471	-	-	472-638	.740	799	33.3	470-17	-	-	-	-	-	1837	76.6
Opponent Statistics						687-1440	.477	-	-	441-630	.700	975	40.6	474-22	-	-	-	-	-	1868	77.8
1968-69	10-14	.416	6-8	.428	5th	704-1465	.481	-	-	429-614	.699	861	35.9	529-20	-	-	-	-	-	1837	76.6
Opponent Statistics						679-1464	.464	-	-	510-718	.710	1062	44.3	492-21	-	-	-	-	-	1868	77.8
1969-70	14-11	.560	10-4	.714	1st	761-1675	.454	-	-	384-566	.678	1001	40.1	519-17	-	-	-	-	-	1906	76.2
Opponent Statistics						741-1534	.483	-	-	487-682	.714	1083	43.3	453-16	-	-	-	-	-	1969	78.8
1970-71	14-12	.538	6-8	.429	5th	862-1765	.488	-	-	446-614	.726	1090	41.9	564-16	-	-	-	-	-	2170	83.4
Opponent Statistics						799-1734	.461	-	-	553-788	.702	1151	44.3	477-16	-	-	-	-	-	2151	82.7
1971-72	6-20	.231	1-13	.071	8th	749-1757	.426	-	-	469-717	.654	1125	43.3	600-24	-	-	-	-	-	1967	75.7
Opponent Statistics						831-1748	.475	-	-	598-834	.717	1284	49.4	534-12	-	-	-	-	-	2260	86.9
1972-73	7-19	.269	2-14	.125	7th	758-1720	.440	-	-	336-459	.732	983	37.8	558-18	-	-	-	-	-	1852	71.2
Opponent Statistics						811-1745	.464	-	-	406-599	.678	1164	44.7	489-16	-	-	-	-	-	2032	78.1
1973-74	11-17	.393	5-9	.357	6th	802-1920	.418	-	-	529-743	.712	1260	45.0	696-34	-	-	-	-	-	2132	76.1
Opponent Statistics						916-1978	.463	-	-	489-742	.659	1387	49.5	668-38	-	-	-	-	-	2321	82.9
<b>Bob Polk — 17-63, .213, 3 years</b>																					
1974-75	5-21	.192	2-12	.143	8th	679-1608	.422	-	-	441-615	.717	1022	39.4	564-26	337	438	84	145	1799	69.2	
Opponent Statistics						804-1729	.465	-	-	421-622	.677	1117	43.0	576-19	341	413	-	-	-	2029	78.0
1975-76	3-24	.111	1-16	.059	9th	777-1873	.415	-	-	354-502	.705	1086	40.2	558-21	372	540	78	160	1908	70.7	
Opponent Statistics						1031-2095	.492	-	-	414-594	.697	1318	48.8	549-14	498	466	-	-	-	2476	91.7
1976-77	9-18	.333	2-15	.1118	8th	771-1789	.431	-	-	332-474	.700	1049	38.9	574-20	331	502	-	-	-	1874	69.4
Opponent Statistics						850-1837	.463	-	-	450-631	.713	1185	43.0	504-14	391	462	-	-	-	2150	79.6
<b>Mike Schuler — 30-76, .283, 4 years</b>																					
1977-78	4-22	.154	2-15	.118	8th	686-1500	.457	-	-	358-498	.719	906	34.8	630-27	334	489	26	143	1724	66.2	
Opponent Statistics						747-1579	.473	-	-	476-688	.692	973	37.4	530-18	379	372	82	223	2010	77.3	
1978-79	7-20	.259	4-12	.250	8th	740-1674	.442	-	-	372-547	.680	970	35.9	555-19	389	467	40	169	1852	68.6	
Opponent Statistics						862-1786	.483	-	-	402-567	.709	1067	39.5	569-16	378	407	87	238	2126	78.7	
1979-80	7-19	.269	4-12	.250	8th	669-1489	.449	-	-	420-568	.739	894	34.4	531-18	353	434	48	147	1758	67.6	
Opponent Statistics						743-1489	.502	-	-	388-547	.709	873	33.6	553-24	336	420	64	170	1874	72.1	
1980-81	12-15	.444	7-9	.438	6th	650-1433	.454	-	-	357-540	.661	890	33.0	537-19	240	409	37	162	1657	61.4	
Opponent Statistics						661-1399	.472	-	-	357-520	.687	881	32.6	581-21	314	438	64	157	1679	62.2	

# Rice Records

## YEAR-BY-YEAR TEAM STATISTICS

Year	OVERALL		SWC/CUSA		Finish	FG-FGA	PCT	3FG-3FGA	PCT	FT-FTA	PCT	REB	AVG	PF-D	A	TO	B	S	PTS	AVG	
	W-L	Pct.	W-L	Pct.																	
<b>Tommy Suitts — 63-99, .389, 5 years</b>																					
1981-82	15-15	.500	6-10	.373	t7th	800-1650	.485	-	-	407-588	.692	1004	33.5	644-25	315	396	56	215	2007	66.9	
Opponent Statistics						680-1475	.461	-	-	465-679	.685	915	30.5	562-20	338	429	85	150	1825	60.8	
1982-83	8-20	.286	2-14	.125	8th	612-1431	.428	-	-	304-484	.628	861	30.8	516-14	274	400	39	186	1528	54.6	
Opponent Statistics						672-1379	.487	-	-	347-500	.694	913	32.6	522-14	387	406	88	198	1691	60.4	
1983-84	13-17	.433	6-10	.375	6th	682-1540	.443	-	-	386-610	.633	990	33.0	595-19	301	451	52	189	1750	58.3	
Opponent Statistics						699-1548	.452	-	-	402-568	.708	976	32.5	591-23	361	452	94	205	1800	60.0	
1984-85	11-16	.407	3-13	.188	9th	686-1460	.470	-	-	384-572	.671	884	32.7	529-17	310	390	45	167	1756	65.0	
Opponent Statistics						726-1453	.500	-	-	352-506	.696	853	31.6	543-25	392	414	92	201	1804	66.8	
1985-86	9-19	.474	2-14	.125	8th	669-1489	.449	-	-	383-604	.634	904	32.3	558-17	357	387	41	193	1721	61.5	
Opponent Statistics						673-1446	.465	-	-	408-571	.715	939	33.5	585-16	397	405	76	188	1754	62.6	
<b>Greg Walcavich — 1-7, .125, 8 games</b>																					
1986-87	8-19	.296	2-14	.125	9th	638-1545	.413	95-307	.310	318-514	.619	945	35.0	570-19	262	386	45	184	1689	62.6	
Opponent Statistics						658-1403	.469	60-163	.368	446-657	.679	982	36.4	516-14	336	400	89	201	1822	67.5	
<b>Scott Thompson — 65-79, .451, 5 years</b>																					
1987-88	6-21	.222	3-13	.188	t8th	682-1644	.415	184-512	.359	318-507	.627	989	36.6	586-20	410	445	38	184	1866	69.1	
Opponent Statistics						771-1577	.489	131-344	.381	439-669	.656	1058	39.2	538-16	428	411	96	220	2112	78.2	
1988-89	12-16	.429	6-10	.375	8th	763-1618	.472	154-455	.339	337-508	.663	985	35.2	556-22	509	481	35	210	2017	72.0	
Opponent Statistics						777-1638	.474	163-440	.371	404-580	.697	954	34.1	534-15	407	434	64	249	2121	75.8	
1989-90	11-17	.393	5-11	.313	t7th	803-1858	.432	137-396	.346	307-499	.615	1165	41.6	541-18	437	423	31	208	2050	73.3	
Opponent Statistics						758-1720	.441	191-532	.359	406-584	.695	1097	39.2	525-17	448	439	121	229	2113	75.5	
1990-91	16-14	.533	9-7	.563	t4th	859-1783	.482	147-393	.374	370-576	.642	1117	37.2	529-12	474	440	26	188	2235	74.5	
Opponent Statistics						794-1763	.450	209-541	.386	400-566	.707	995	33.2	556-15	464	416	103	240	2197	73.2	
1991-92	20-11	.645	8-6	.571	4th	854-1790	.477	168-441	.381	496-708	.701	1158	37.4	516-16	502	423	34	214	2372	76.5	
Opponent Statistics						793-1808	.439	206-555	.371	363-532	.682	1007	32.5	594-22	454	442	106	214	2155	69.5	
<b>Willis Wilson — 219-246, .471, 16 years</b>																					
1992-93	18-10	.643	11-3	.786	2nd	728-1537	.474	123-372	.331	591-828	.714	1088	38.9	542-14	388	418	50	135	2170	77.5	
Opponent Statistics						765-1750	.437	155-450	.345	379-589	.644	932	33.3	627-29	374	313	122	215	2064	73.7	
1993-94	15-14	.517	6-8	.429	5th	817-1774	.461	120-328	.366	420-613	.685	1152	39.7	594-17	452	430	49	171	2174	75.0	
Opponent Statistics						741-1766	.420	175-517	.338	478-664	.720	1067	36.8	552-11	402	409	88	216	2135	73.6	
1994-95	15-13	.536	8-6	.571	t3rd	739-1699	.435	134-392	.342	438-636	.689	1139	40.7	575-13	416	450	60	185	2050	73.2	
Opponent Statistics						728-1707	.426	151-481	.314	441-638	.691	1023	36.5	590-13	387	425	86	221	2048	73.1	
1995-96	14-14	.500	5-9	.357	5th	670-1542	.435	130-341	.381	441-673	.655	1029	36.8	521-17	332	392	83	164	1911	68.3	
Opponent Statistics						698-1652	.423	159-496	.321	384-589	.652	1042	37.2	572-19	391	371	103	179	1939	69.3	
1996-97	12-15	.444	6-10	.375	6th	665-1531	.434	120-352	.341	349-516	.676	994	36.8	538-13	412	420	94	199	1799	66.6	
Opponent Statistics						623-1426	.437	123-388	.317	424-616	.688	873	32.3	502-12	355	382	72	212	1793	66.4	
1997-98	6-22	.214	3-11	.214	7th	647-1584	.408	157-461	.341	321-506	.634	1020	36.4	537-10	403	420	73	158	1772	63.3	
Opponent Statistics						694-1603	.433	174-516	.337	400-590	.678	1044	37.3	496-10	427	381	104	217	1962	70.1	
1998-99	18-10	.643	8-6	.571	3rd	641-1475	.435	179-501	.357	450-686	.656	1041	37.2	506-13	373	409	79	190	1911	68.3	
Opponent Statistics						606-1599	.379	152-520	.292	373-576	.648	1016	36.3	561-22	365	389	96	199	1737	62.0	
1999-00	5-22	.185	1-13	.071	8th	536-1430	.375	123-419	.294	359-518	.693	1019	37.7	558-15	310	511	70	152	1554	57.6	
Opponent Statistics						623-1496	.416	170-509	.334	420-623	.674	952	35.3	473-7	427	355	127	255	1836	68.0	
2000-01	14-16	.467	5-11	.313	8th	632-1589	.398	183-518	.353	439-623	.705	1061	35.4	616-17	329	414	78	197	1886	62.9	
Opponent Statistics						631-1573	.401	156-517	.302	497-693	.717	1052	35.1	595-5	405	391	93	186	1915	63.8	
2001-02	10-19	.345	5-13	.313	8th	663-1581	.419	153-446	.343	428-608	.704	1085	37.4	605-12	344	486	115	168	1907	65.8	
Opponent Statistics						679-1659	.409	174-498	.349	500-702	.712	1023	35.3	547-16	401	380	133	229	2032	70.1	
2002-03	19-10	.655	11-7	.611	t3rd	757-1613	.469	182-471	.386	463-628	.737	1011	34.9	587-15	463	479	97	244	2159	74.4	
Opponent Statistics						703-1636	.430	167-448	.373	446-623	.716	982	33.9	554-18	408	485	98	204	2019	69.6	
2003-04	22-11	.667	12-6	.667	t3rd	867-1828	.474	171-488	.350	541-762	.710	1128	34.2	611-15	492	528	114	275	2446	74.1	
Opponent Statistics						855-1907	.448	176-529	.333	424-610	.695	1107	33.5	642-18	484	533	109	253	2310	70.0	
2004-05	19-12	.613	12-6	.667	3rd	849-1764	.481	138-416	.332	465-642	.724	1137	36.7	555-4	493	447	125	201	2301	74.2	
Opponent Statistics						799-1910	.418	194-576	.337	378-559	.676	1097	35.4	549-11	481	408	100	234	2170	70.0	
2005-06	12-16	.429	6-8	.429	t5th	674-1550	.435	124-368	.337	425-582	.730	948	33.9	488-7	386	428	82	216	1897	67.8	
Opponent Statistics						711-1643	.433	208-620	.335	333-514	.648	1050	37.5	530-10	446	446	86	239	1963	70.1	
2006-07	16-16	.500	8-8	.500	t5th	764-1698	.450	203-522	.389	491-687	.715	1045	32.7	626-17	434	476	92	222	2222	69.4	
Opponent Statistics						764-1765	.433	239-682	.350	462-694	.666	1129	35.3	619-14	443	498	91	231	2229	69.7	
2007-08	3-27	.100	0-16	.000	12th	590-1558	.379	104-381	.273	394-608	.648	1046	34.9	622-10	298	566	93	197	1678	55.9	
Opponent Statistics						691-1620	.427	190-566	.336	498-697	.714	1087	36.2	599-9	424	462	97	272	2070	69.0	
<b>Ben Braun — 63-128, .330, 6 years</b>																					
2008-09	10-22	.313	4-12	.333	10th	717-1690	.424	218-570	.382	388-563	.689	1021	31.9	590-14	443	425	70	153	2040	63.8	
Opponent Statistics						794-1794	.443	222-605	.367	463-664	.697	1143	35.7	560-14	410	380	87	222	2273	71.0	
2009-10	8-23	.258	1-15	.063	12th	703-1739	.404	164-532	.308	413-638	.647	1097	35.4	615-9	369	436	82	229	1983	64.0	
Opponent Statistics						726-1640	.443	221-633	.349	488-690	.707	1096	35.4	569-13	431	449	130	236	2161	69.7	
2010-11	14-18	.438	5-11	.313	10th	725-1696	.427	168-513	.327	530-733	.723	1082	33.8	603-6	411	393	76	217	2148	67.1	
Opponent Statistics						706-1606	.440	244-645	.378	493-692	.712	1008	31.5	647-21	409	435	101	188	2149	67.2	
2011-12	19-16	.543	8-8	.500	7th	859-1921	.447	195-572	.3												

# Rice Records

## YEAR-BY-YEAR TEAM STATISTICS

OVERALL			C-USA																	
Year	W-L	Pct.	W-L	Pct.	Finish	FG-FGA	PCT	3FG-3FGA	PCT	FT-FTA	PCT	REB	AVG	PF-D	A	TO	B	S	PTS	AVG
2012-13	5-26	.161	1-15	.063	12th	644-1621	.397	229-697	.329	358-493	.726	799	25.8	583-10	351	346	32	204	1875	60.5
Opponent Statistics						764-1558	.490	190-515	.369	481-706	.681	1169	37.7	491-5	425	414	110	189	2199	70.9
2013-14	7-23	.233	2-14	.125	16th	637-1582	.403	237-733	.323	342-526	.650	971	32.4	569-11	474	394	57	140	1853	61.8
Opponent Statistics						691-1610	.429	185-539	.343	516-732	.705	1132	37.7	520-8	379	335	90	212	2083	69.4

### Mike Rhoades — 47-52, .475, 3 years

2014-15	12-20	.375	8-10	.444	t7th	679-1618	.420	289-798	.362	405-548	.739	1019	31.8	606-14	405	459	70	190	2052	64.1
Opponent Statistics						736-1685	.437	194-556	.349	441-670	.658	1069	33.4	552-8	430	404	111	219	2107	65.8
2015-16	12-20	.375	7-11	.389	t9th	813-1798	.452	228-716	.318	573-773	.741	1052	32.9	562-14	420	419	89	204	2427	75.8
Opponent Statistics						915-1901	.481	277-670	.413	469-669	.701	1144	35.8	662-13	491	425	96	228	2576	80.5
2016-17	23-12	.657	11-7	.611	5th	946-2049	.462	326-840	.388	635-858	.740	1332	38.1	671-13	484	524	129	221	2853	81.5
Opponent Statistics						942-2146	.439	229-693	.330	537-760	.707	1213	34.7	748-26	459	472	96	252	2650	75.7

### Scott Pera — 85-106, .445, 6 years

2017-18	7-24	.226	4-14	.222	13th	711-1751	.406	260-818	.318	432-646	.669	1140	36.8	509-10	378	460	66	166	2114	68.2
Opponent Statistics						850-1897	.448	284-796	.357	363-518	.701	1153	37.2	577-6	513	368	77	216	2347	75.7
2018-19	13-19	.406	8-10	.444	11th	795-1867	.426	277-797	.348	500-729	.686	1224	38.2	568-7	425	438	104	171	2367	74.0
Opponent Statistics						891-1987	.448	270-782	.345	429-596	.720	1162	36.3	627-16	463	363	108	200	2481	77.5
2019-20	15-17	.469	7-11	.389	12th	800-1851	.432	317-934	.339	446-619	.721	1144	35.8	524-8	456	428	67	191	2363	73.8
Opponent Statistics						876-1928	.454	249-761	.327	374-548	.682	1164	36.4	566-11	443	402	94	197	2375	74.2
2020-21	15-13	.536	6-10	.375	W-6th	731-1660	.440	286-800	.358	320-438	.731	1039	37.1	388-3	427	410	60	153	2068	73.9
Opponent Statistics						790-1767	.447	217-613	.354	265-378	.701	987	35.2	447-3	411	351	97	216	2062	73.6
2021-22	16-17	.485	7-11	.389	W-5th	868-1892	.459	297-803	.370	413-578	.715	1174	35.6	460-5	519	413	60	169	2446	74.1
Opponent Statistics						936-2088	.448	247-743	.332	302-425	.711	1135	34.4	544-10	455	336	110	228	2421	73.4
2022-23	19-16	.543	8-12	.400	t6th	956-2052	.466	308-875	.352	473-641	.738	1220	34.9	541-6	533	450	85	208	2693	76.9
Opponent Statistics						1006-2161	.466	294-809	.363	374-538	.695	1211	34.6	607-11	464	417	90	242	2680	76.6

# Rice Individual Records

## 1,000-POINT SCORERS



**1. Michael Harris 2,014**

Year	G	FGM	3FGM	FTM	Pts.	Avg.
2001-02	29	154	6	56	370	12.8
2002-03	28	172	8	75	427	15.3
2003-04	33	217	16	128	578	17.5
2004-05	31	240	7	152	639	20.6
<b>Totals</b>	<b>121</b>	<b>783</b>	<b>37</b>	<b>411</b>	<b>2,014</b>	<b>16.6</b>



**8. Torrey Andrews 1,535**

Year	G	FGM	3FGM	FTM	Pts.	Avg.
1990-91	30	75	3	50	203	6.8
1991-92	31	128	0	93	349	11.3
1992-93	28	113	0	125	351	12.5
1993-94	29	241	3	147	632	21.8
<b>Totals</b>	<b>118</b>	<b>557</b>	<b>6</b>	<b>415</b>	<b>1,535</b>	<b>13.0</b>




**2. Brent Scott 1,906**

Year	G	FGM	3FGM	FTM	Pts.	Avg.
1989-90	28	170	0	87	427	15.3
1990-91	30	200	0	106	506	16.9
1991-92	31	183	0	124	490	15.8
1992-93	28	310	0	115	483	17.3
<b>Totals</b>	<b>117</b>	<b>737</b>	<b>0</b>	<b>432</b>	<b>1,906</b>	<b>16.3</b>




**9. Jason McKrieth 1,500**

Year	G	FGM	3FGM	FTM	Pts.	Avg.
2001-02	18	71	8	57	201	11.5
2002-03	28	120	25	80	345	12.3
2003-04	33	179	28	137	523	15.8
2004-05	30	125	30	91	425	14.2
<b>Totals</b>	<b>109</b>	<b>522</b>	<b>91</b>	<b>365</b>	<b>1,500</b>	<b>13.8</b>




**3. Ricky Pierce 1,847**

Year	G	FGM	3FGM	FTM	Pts.	Avg.
1979-80	26	202	-	94	498	19.2
1980-81	26	230	-	84	544	20.9
1981-82	30	314	-	177	805	26.8
<b>Totals</b>	<b>82</b>	<b>746</b>	<b>-</b>	<b>355</b>	<b>1,847</b>	<b>22.5</b>




**10. Quincy Olivari 1,487**

Year	G	FGM	3FGM	FTM	Pts.	Avg.
2019-20	30	57	35	31	180	6.0
2020-21	28	151	88	65	455	16.3
2021-22	20	72	35	19	198	9.9
2022-23	35	516	94	134	654	18.7
<b>Totals</b>	<b>113</b>	<b>1,210</b>	<b>252</b>	<b>249</b>	<b>1,487</b>	<b>13.2</b>



**4. Morris Almond 1,825**

Year	G	FGM	3FGM	FTM	Pts.	Avg.
2003-04	29	56	10	23	145	5.0
2004-05	31	84	18	38	224	7.2
2005-06	28	224	48	116	612	21.9
2006-07	32	263	77	241	844	26.4
<b>Totals</b>	<b>120</b>	<b>627</b>	<b>153</b>	<b>418</b>	<b>1,825</b>	<b>15.2</b>



**11. Kendall Rhine 1,436**

Year	G	FGM	3FGM	FTM	Pts.	Avg.
1961-62	23	125	-	65	315	13.7
1962-63	23	227	-	83	537	23.3
1963-64	24	243	-	98	584	24.3
<b>Totals</b>	<b>70</b>	<b>595</b>	<b>-</b>	<b>246</b>	<b>1,436</b>	<b>20.5</b>



**5. Elbert Darden 1,727**

Year	G	FGM	3FGM	FTM	Pts.	Avg.
1975-76	27	176	-	60	412	15.3
1976-77	27	186	-	108	480	17.8
1977-78	25	139	-	60	338	13.5
1978-79	25	197	-	104	798	19.9
<b>Totals</b>	<b>104</b>	<b>698</b>	<b>-</b>	<b>332</b>	<b>1,728</b>	<b>16.6</b>



**12. Robert Johnson 1,413**

Year	G	FGM	3FGM	FTM	Pts.	Avg.
1995-96	28	89	31	68	271	9.7
1996-97	27	63	26	49	201	7.4
1997-98	28	102	46	74	324	11.6
1998-99	28	191	83	152	617	22.0
<b>Totals</b>	<b>111</b>	<b>445</b>	<b>186</b>	<b>337</b>	<b>1,413</b>	<b>12.7</b>



**6. Tamir Jackson 1,684**

Year	G	FGM	3FGM	FTM	Pts.	Avg.
2009-10	31	115	13	91	334	10.8
2010-11	32	143	24	134	444	13.9
2011-12	34	119	32	87	357	10.5
2012-13	31	196	47	110	549	17.7
<b>Totals</b>	<b>128</b>	<b>573</b>	<b>116</b>	<b>422</b>	<b>1,684</b>	<b>13.2</b>



**13. Travis Eevee 1,351**

Year	G	FGM	3FGM	FTM	Pts.	Avg.
2020-21	26	118	74	46	356	13.7
2021-22	33	246	86	71	449	13.6
2022-23	35	177	79	113	546	15.6
<b>Totals</b>	<b>94</b>	<b>441</b>	<b>239</b>	<b>230</b>	<b>1,351</b>	<b>14.4</b>



**7. Greg Hines 1,545**

Year	G	FGM	3FGM	FTM	Pts.	Avg.
1983-84	28	75	-	40	190	6.8
1984-85	27	164	-	85	413	15.3
1985-86	27	188	-	74	450	16.7
1986-87	27	179	28	106	492	18.2
<b>Totals</b>	<b>109</b>	<b>606</b>	<b>28</b>	<b>305</b>	<b>1,545</b>	<b>14.2</b>




**14. Marcus Evans 1,350**

Year	G	FGM	3FGM	FTM	Pts.	Avg.
2015-16	32	223	52	187	685	21.4
2016-17	35	197	86	185	665	19.0
<b>Totals</b>	<b>67</b>	<b>420</b>	<b>138</b>	<b>372</b>	<b>1,350</b>	<b>20.1</b>


# Rice Individual Records

## 1,000-POINT SCORERS



**15. Marvin Moore 1,339**

Year	G	FGM	3FGM	FTM	Pts.	Avg.
1989-90	28	85	37	36	243	8.7
1990-91	30	93	16	47	249	8.3
1991-92	31	115	43	86	359	11.6
1992-93	28	151	57	129	488	17.4
<b>Totals</b>	<b>117</b>	<b>444</b>	<b>153</b>	<b>298</b>	<b>1,339</b>	<b>11.4</b>




**23. Tom Myer 1,227**

Year	G	FGM	3FGM	FTM	Pts.	Avg.
1968-69	24	147	-	56	350	14.6
1969-70	25	206	-	61	473	18.9
1970-71	26	167	-	70	404	15.5
<b>Totals</b>	<b>75</b>	<b>520</b>	<b>-</b>	<b>187</b>	<b>1,227</b>	<b>16.4</b>




**16. Gene Schwinger 1,328**

Year	G	FGM	3FGM	FTM	Pts.	Avg.
1951-52	24	117	-	40	274	11.4
1952-53	21	158	-	107	423	20.1
1953-54	28	229	-	146	604	21.6
<b>Totals</b>	<b>73</b>	<b>504</b>	<b>-</b>	<b>293</b>	<b>1,301</b>	<b>17.8</b>



**23. Bill Tom Closs 1,221**

Year	G	FGM	3FGM	FTM	Pts.	Avg.
1945-46	20	-	-	-	252	12.6
1946-47	21	-	-	-	286	13.6
1947-48	24	-	-	-	277	11.5
1948-49	24	-	-	-	277	11.5
<b>Totals</b>	<b>89</b>	<b>-</b>	<b>-</b>	<b>-</b>	<b>1,221</b>	<b>13.7</b>



**17. Dana Hardy 1,331**

Year	G	FGM	3FGM	FTM	Pts.	Avg.
1988-89	25	107	41	60	321	12.8
1989-90	28	131	55	46	363	13.0
1990-91	30	131	51	49	362	12.1
1991-92	31	99	47	31	276	8.9
<b>Totals</b>	<b>114</b>	<b>468</b>	<b>200</b>	<b>186</b>	<b>1,322</b>	<b>11.6</b>




**24. Temple Tucker 1,218**

Year	G	FGM	3FGM	FTM	Pts.	Avg.
1955-56	24	202	-	127	531	22.1
1956-57	24	443	-	138	364	15.2
1957-58	24	123	-	77	323	13.5
<b>Totals</b>	<b>72</b>	<b>438</b>	<b>-</b>	<b>342</b>	<b>1,218</b>	<b>16.9</b>



**18. Mike Wilks 1,300**

Year	G	FGM	3FGM	FTM	Pts.	Avg.
1997-98	28	46	7	36	135	4.8
1998-99	28	68	8	86	230	8.2
1999-00	21	112	36	71	331	15.8
2000-01	30	190	56	168	604	20.1
<b>Totals</b>	<b>121</b>	<b>783</b>	<b>37</b>	<b>411</b>	<b>2,014</b>	<b>16.6</b>



**25. Arsalan Kazemi 1,195**

Year	G	FGM	3FGM	FTM	Pts.	Avg.
2009-10	30	105	0	100	310	10.3
2010-11	32	146	0	195	487	15.2
2011-12	33	136	0	126	398	12.1
<b>Totals</b>	<b>95</b>	<b>387</b>	<b>0</b>	<b>421</b>	<b>1,195</b>	<b>12.6</b>




**19. Gary Reist 1,270**

Year	G	FGM	3FGM	FTM	Pts.	Avg.
1968-69	23	108	-	51	267	11.6
1969-70	25	201	-	95	497	19.9
1970-71	26	208	-	90	506	19.5
<b>Totals</b>	<b>74</b>	<b>514</b>	<b>-</b>	<b>236</b>	<b>1,270</b>	<b>17.2</b>



**26. Egor Koulechov 1,172**

Year	G	FGM	3FGM	FTM	Pts.	Avg.
2015-16	32	175	80	105	535	16.7
2016-17	35	208	81	140	637	18.2
<b>Totals</b>	<b>67</b>	<b>383</b>	<b>161</b>	<b>245</b>	<b>1,172</b>	<b>17.5</b>



**20. Adam Peakes 1,240**

Year	G	FGM	3FGM	FTM	Pts.	Avg.
1991-92	31	58	25	49	190	6.1
1992-93	26	67	34	79	247	9.5
1993-94	28	129	63	75	396	14.1
1994-95	27	124	54	105	407	15.1
<b>Totals</b>	<b>112</b>	<b>378</b>	<b>176</b>	<b>308</b>	<b>1,240</b>	<b>11.1</b>




**27. Shaun Igo 1,158**

Year	G	FGM	3FGM	FTM	Pts.	Avg.
1993-94	29	49	0	36	134	4.6
1994-95	15	75	0	51	201	13.4
1995-96	24	145	0	94	384	16.0
1996-97	26	180	0	79	439	16.9
<b>Totals</b>	<b>94</b>	<b>449</b>	<b>0</b>	<b>260</b>	<b>1,158</b>	<b>12.3</b>



**21. Connor Frizzelle 1,234**

Year	G	FGM	3FGM	FTM	Pts.	Avg.
2008-09	32	85	38	71	279	8.7
2009-10	31	99	51	43	292	9.4
2010-11	32	112	35	85	341	10.7
2011-12	34	116	39	51	322	9.5
<b>Totals</b>	<b>129</b>	<b>412</b>	<b>163</b>	<b>247</b>	<b>1,234</b>	<b>9.6</b>



**28. Tommy McGhee 1,154**

Year	G	FGM	3FGM	FTM	Pts.	Avg.
1992-93	23	14	2	10	40	1.7
1993-94	29	63	16	27	169	5.8
1994-95	28	129	48	64	370	13.2
1995-96	28	197	76	105	575	20.5
<b>Totals</b>	<b>108</b>	<b>403</b>	<b>331</b>	<b>206</b>	<b>1,154</b>	<b>10.7</b>



# Rice Individual Records

## 1,000-POINT SCORERS




29. Tom Robitaille				1,137		
Year	G	FGM	3FGM	FTM	Pts.	Avg.
1956-57	24	126	-	78	330	13.8
1957-58	24	152	-	54	358	14.9
1958-59	24	185	-	79	449	18.7
<b>Totals</b>	<b>72</b>	<b>463</b>	<b>-</b>	<b>211</b>	<b>1,137</b>	<b>15.8</b>



36. Marcus Jackson				1,073		
Year	G	FGM	3FGM	FTM	Pts.	Avg.
2013-14	27	56	26	44	182	6.7
2014-15	32	153	85	74	465	14.5
2016-17	35	138	71	79	426	12.2
<b>Totals</b>	<b>94</b>	<b>347</b>	<b>182</b>	<b>197</b>	<b>1,073</b>	<b>11.4</b>



30. Ako Adams				1,129		
Year	G	FGM	3FGM	FTM	Pts.	Avg.
2016-17	35	31	21	23	106	3.0
2017-18	31	98	54	74	324	10.5
2018-19	32	109	72	67	357	11.2
2019-20	31	100	81	61	342	11.0
<b>Totals</b>	<b>129</b>	<b>338</b>	<b>228</b>	<b>225</b>	<b>1,129</b>	<b>8.8</b>



37. Bob Kinney				1,059		
Year	G	FGM	3FGM	FTM	Pts.	Avg.
1939-40	27	-	-	-	338	12.5
1940-41	24	-	-	-	352	14.7
1941-42	27	-	-	-	369	13.7
<b>Totals</b>	<b>78</b>	<b>-</b>	<b>-</b>	<b>-</b>	<b>1,059</b>	<b>13.6</b>



31. Max Guercy				1,115		
Year	G	FGM	3FGM	FTM	Pts.	Avg.
2012-13	31	95	43	62	295	9.5
2013-14	30	82	37	78	279	9.3
2014-15	32	101	36	76	314	9.8
2015-16	32	60	19	88	227	7.1
<b>Totals</b>	<b>125</b>	<b>338</b>	<b>135</b>	<b>304</b>	<b>1,115</b>	<b>8.9</b>



38. Larry Phillips				1,053		
Year	G	FGM	3FGM	FTM	Pts.	Avg.
1961-62	23	111	-	76	298	13.0
1962-63	23	120	-	75	315	13.7
1963-64	24	156	-	128	440	18.3
<b>Totals</b>	<b>70</b>	<b>387</b>	<b>-</b>	<b>279</b>	<b>1,053</b>	<b>15.0</b>



32. Kenneth Rourke				1,107		
Year	G	FGM	3FGM	FTM	Pts.	Avg.
1988-89	28	136	5	64	341	12.2
1989-90	28	129	0	36	294	10.5
1990-91	30	118	0	31	267	8.9
1991-92	31	84	1	36	205	6.6
<b>Totals</b>	<b>117</b>	<b>467</b>	<b>6</b>	<b>167</b>	<b>1,107</b>	<b>9.5</b>



39. Bobby Tudor				1,018		
Year	G	FGM	3FGM	FTM	Pts.	Avg.
1978-79	27	131	-	50	312	11.6
1979-80	26	120	-	68	308	11.8
1980-81	27	79	-	38	196	7.3
1981-82	30	87	-	28	202	6.7
<b>Totals</b>	<b>110</b>	<b>417</b>	<b>-</b>	<b>184</b>	<b>1,018</b>	<b>9.3</b>



33. Greg Williams				1,101		
Year	G	FGM	3FGM	FTM	Pts.	Avg.
1966-67	24	139	-	72	198	8.3
1967-68	24	141	-	113	395	16.5
1968-69	24	202	-	104	508	21.2
<b>Totals</b>	<b>72</b>	<b>406</b>	<b>-</b>	<b>289</b>	<b>1,101</b>	<b>15.3</b>



40. Connor Cashaw				1,016		
Year	G	FGM	3FGM	FTM	Pts.	Avg.
2015-16	32	95	45	37	272	8.5
2016-17	35	103	37	36	279	8.0
2017-18	30	158	51	98	465	15.5
<b>Totals</b>	<b>97</b>	<b>356</b>	<b>133</b>	<b>171</b>	<b>1,016</b>	<b>10.5</b>



34. Chris Mullins				1,096		
Year	G	FGM	3FGM	FTM	Pts.	Avg.
2018-19	32	123	29	108	383	12.0
2019-20	32	74	18	68	234	7.3
2020-21	21	82	22	33	219	10.4
2021-22	31	89	17	65	260	8.4
<b>Totals</b>	<b>116</b>	<b>368</b>	<b>86</b>	<b>274</b>	<b>1,096</b>	<b>9.4</b>



41. Brock Gillespie				1,007		
Year	G	FGM	3FGM	FTM	Pts.	Avg.
2001-02	28	50	22	30	152	5.4
2002-03	28	89	43	41	262	9.4
2003-04	33	98	56	52	304	9.2
2004-05	31	103	50	33	289	9.3
<b>Totals</b>	<b>120</b>	<b>340</b>	<b>171</b>	<b>156</b>	<b>1,007</b>	<b>8.4</b>



35. Max Fiedler				1,085		
Year	G	FGM	3FGM	FTM	Pts.	Avg.
2019-20	20	24	0	5	53	2.7
2020-21	28	137	0	40	314	11.2
2021-22	33	131	2	64	328	9.9
2022-23	35	175	0	40	390	11.1
<b>Totals</b>	<b>116</b>	<b>467</b>	<b>2</b>	<b>149</b>	<b>1,085</b>	<b>9.4</b>

# Rice Individual Records

## SCORING

**Game:** 47, Doug McKendrick vs. Ga. Tech (D6, 1965)

**Season:** 805, Ricky Pierce, 1982

**Career:** 2,014, Michael Harris, 2002-05

### Game

1.	47	Doug McKendrick vs. Ga. Tech	D6, 1965
2.	44	Kendall Rhine vs. Arkansas	J12, 1963
	44	Morris Almond vs. Vanderbilt	J2, 2007
4.	43	Temple Tucker vs. Texas A&M	D28, 1955
5.	42	Tom Robitaille vs. Texas A&M	F28, 1959
	42	Morris Almond at Utah	N25, 2006
7.	41	Bill Henry vs. Texas A&M	F8, 1944
	41	Kendall Rhine vs. SMU	F8, 1963
	41	Kendall Rhine vs. LSU	D7, 1963
10.	40	Ricky Pierce at Hawai'i	D27, 1981
	40	Morris Almond vs. SMU	M4, 2006
	40	Patrick Britton vs. East Carolina	M5, 2008
13.	39	Ricky Pierce at Santa Clara	D21, 1981
	39	Morris Almond vs. Texas Southern	D21, 2005
15.	38	Gene Schwinger vs. SMU	D29, 1953
	38	Morris Almond vs. North Texas	N18, 2006
17.	37	Gary Reist vs. UT-Arlington	J13, 1971
	37	Gary Reist vs. Texas	M6, 1971
	37	Ricky Pierce at Houston	J4, 1982
	37	Torrey Andrews vs. Baylor	J26, 1994
21.	36	Tom Robitaille vs. Texas Tech	F24, 1959
	36	Kendall Rhine at Baylor	F8, 1964
	36	Tom Myer at Arkansas	F22, 1969
	36	Tom Myer vs. Arkansas	F17, 1970
	36	Tony Barnett at Houston	F17, 1985
	36	Jason McKrieth vs. Tulsa	F14, 2004
	36	Morris Almond at Marshall	F8, 2006
	36	Morris Almond vs. Lamar	D6, 2006
	36	Morris Almond vs. W. Carolina	D29, 2006
	<b>36</b>	<b>Travis Eevee vs. UTSA</b>	<b>J1, 2021</b>
31.	35	Bill Tom vs. Sam Houston State	D14, 1948
	35	Gene Schwinger at SMU	J5, 1954
	35	Greg Williams vs. East Texas State	D7, 1968
	35	Gary Reist at TCU	J20, 1970
	35	Ricky Pierce vs. Texas Tech	F10, 1982
	35	Dana Hardy vs. SMU	F18, 1989
	35	Chase Maag at Arkansas	F2, 1991
	35	Tommy McGhee at Texas	J6, 1996
	35	Mike Wilks vs. Nevada	J6, 2001
	35	Morris Almond vs. Southern Miss	F7, 2007
	35	Egor Koulechov at Incarnate Word	N26, 2016
	35	Robert Martin vs. North Texas	D29, 2018
	35	Quincy Olivari vs. Houston Baptist	D15, 2020

### Season

No.	Pts	Name	G	Avg	Year
1.	844	Morris Almond	32	26.4	2006-07
2.	805	Ricky Pierce	30	26.8	1981-82
3.	685	Marcus Evans	32	21.4	2015-16
4.	665	Marcus Evans	35	19.0	2016-17
5.	654	Quincy Olivari	35	18.7	2022-23
6.	639	Michael Harris	31	20.6	2004-05
7.	637	Egor Koulechov	35	18.2	2016-17
8.	632	Torrey Andrews	29	21.8	1993-94
9.	617	Robert Johnson	28	22.0	1998-99
10.	612	Morris Almond	28	21.9	2005-06
11.	604	Gene Schwinger	28	21.6	1953-54
	604	Mike Wilks	30	20.1	2000-01
13.	584	Kendall Rhine	24	24.3	1963-64
14.	578	Michael Harris	33	17.5	2003-04
15.	575	Tommy McGhee	28	20.5	1995-96
16.	549	Tamir Jackson	31	17.7	2012-13
<b>17.</b>	<b>546</b>	<b>Travis Eevee</b>	<b>35</b>	<b>15.6</b>	<b>2022-23</b>
18.	544	Ricky Pierce	26	20.9	1980-81
19.	537	Kendall Rhine	23	23.3	1962-63
20.	535	Egor Koulechov	32	16.7	2015-16
21.	531	Temple Tucker	24	22.1	1955-56
22.	523	Jason McKrieth	33	15.8	2003-04
23.	508	Greg Williams	24	21.1	1968-69
	508	Carl Pierre	33	15.4	2021-22
25.	506	Gary Reist	26	19.5	1970-71
	506	Brent Scott	30	16.9	1990-91

### Career

1.	2,014	Michael Harris			2001-05
2.	1,906	Brent Scott			1989-93
3.	1,847	Ricky Pierce			1979-82
4.	1,825	Morris Almond			2003-07
5.	1,727	Elbert Darden			1975-79
6.	1,684	Tamir Jackson			2009-13
7.	1,545	Greg Hines			1983-87
8.	1,535	Torrey Andrews			1990-94
9.	1,500	Jason McKrieth			2001-05
10.	1,487	Quincy Olivari			2019-23
11.	1,436	Kendall Rhine			1961-64
12.	1,413	Robert Johnson			1995-99
<b>13.</b>	<b>1,351</b>	<b>Travis Eevee</b>			<b>2020-present</b>
14.	1,350	Marcus Evans			2015-17
15.	1,339	Marvin Moore			1989-93
16.	1,328	Gene Schwinger			1951-54
17.	1,322	Dana Hardy			1988-92
18.	1,300	Mike Wilks			1997-2001
19.	1,270	Gary Reist			1968-71
20.	1,240	Adam Peakes			1991-95
21.	1,234	Connor Frizzelle			2008-12
22.	1,227	Tom Myer			1968-71
23.	1,221	Bill Tom			1945-49
24.	1,218	Temple Tucker			1955-58
25.	1,195	Arsalan Kazemi			2009-12
26.	1,172	Egor Koulechov			2015-17
27.	1,158	Shaun Igo			1993-97
28.	1,154	Tommy McGhee			1992-96
29.	1,137	Tom Robitaille			1956-59
30.	1,129	Ako Adams			2016-20
31.	1,115	Max Guercy			2012-16
32.	1,107	Kenneth Rourke			1988-92
33.	1,101	Greg Williams			1966-69
34.	1,096	Chris Mullins			2018-21
<b>35.</b>	<b>1,085</b>	<b>Max Fiedler</b>			<b>2019-present</b>
36.	1,073	Marcus Jackson			2013-17
37.	1,059	Bob Kinney			1939-42
38.	1,053	Larry Phillips			1961-64
39.	1,018	Bobby Tudor			1978-82
40.	1,016	Connor Cashaw			2015-18
41.	1,007	Brock Gillespie			2001-05

### Season Scoring Average

No.	Avg	Name	G	Pts	Year
1.	26.8	Ricky Pierce	30	805	1981-82
2.	26.4	Morris Almond	32	844	2006-07
3.	24.3	Kendall Rhine	24	584	1963-64
4.	23.3	Kendall Rhine	23	537	1962-63
5.	22.1	Temple Tucker	24	531	1955-56
6.	22.0	Robert Johnson	28	617	1998-99
7.	21.9	Morris Almond	28	612	2005-06
8.	21.8	Torrey Andrews	29	632	1993-94
9.	21.6	Gene Schwinger	28	604	1953-54
10.	21.4	Marcus Evans	32	685	2015-16
11.	21.2	Greg Williams	24	508	1968-69
12.	20.9	Ricky Pierce	26	544	1980-81
13.	20.1	Bill Henry	21	435	1944-45
14.	20.6	Michael Harris	31	639	2004-05
15.	20.5	Tommy McGhee	28	575	1995-96
16.	20.1	Gene Schwinger	21	423	1952-53
	20.1	Mike Wilks	30	604	2000-01

### Career Scoring Average

No.	Avg	Name	G	Pts	Year
1.	22.5	Ricky Pierce	82	1,847	1979-82
2.	20.5	Kendall Rhine	70	1,436	1961-64
3.	20.1	Marcus Evans	67	1,350	2015-17
4.	18.2	Gene Schwinger	73	1,328	1951-54
5.	17.5	Egor Koulechov	67	1,172	2015-17
6.	17.2	Gary Reist	74	1,270	1968-71
7.	16.9	Temple Tucker	72	1,218	1955-58
8.	16.6	Elbert Darden	104	1,692	1975-79
	16.6	Michael Harris	121	2,014	2001-05
10.	16.4	Tom Myer	75	1,227	1968-71
11.	16.3	Brent Scott	117	1,906	1989-93
12.	15.9	Doug McKendrick	59	939	1963-66
13.	15.8	Tom Robitaille	72	1,137	1956-59
14.	15.3	Greg Williams	72	1,101	1966-69
15.	15.2	Larry Miller	48	730	1699-68
16.	15.1	Morris Almond	121	1,825	2003-07
17.	15.0	Larry Phillips	70	1,053	1961-64

# Rice Individual Records

## FIELD GOALS

### Field Goals Made

**Game:** 20, Kendall Rhine vs. Arkansas (J12, 1963)  
**Season:** 314, Ricky Pierce, 1981-82  
**Career:** 783, Michael Harris, 2001-05

Game			
1.	20	Kendall Rhine vs. Arkansas	J12, 1963
2.	18	Ricky Pierce at Santa Clara	D21, 1981
3.	16	Ricky Pierce vs. Fairfield	N28, 1980
	16	Ricky Pierce at Texas A&M	F13, 1982
	16	Tony Barnett at Houston	F17, 1985
6.	15	Ricky Pierce at Houston	J4, 1982
	15	Greg Hines at Houston	F17, 1985
	15	Morris Almond vs. North Texas	N18, 2006
9.	14	10 times; last:	
		Patrick Britton vs. East Carolina	M5, 2008

### Season

1.	314	Ricky Pierce	1981-82
2.	263	Morris Almond	2006-07
3.	243	Kendall Rhine	1963-64
4.	241	Torrey Andrews	1993-94
5.	240	Michael Harris	2004-05
6.	230	Ricky Pierce	1980-81
7.	229	Gene Schwinger	1953-54
8.	227	Kendall Rhine	1962-63
9.	224	Morris Almond	2005-06
10.	223	Marcus Evans	2015-16
11.	217	Michael Harris	2003-04
12.	213	Quincy Olivari	2022-23
13.	208	Gary Reist	1970-71
	208	Egor Koulechov	2016-17
15.	206	Tom Myer	1969-70
16.	202	Temple Tucker	1955-56
	202	Greg Williams	1968-69
	202	Ricky Pierce	1979-80
19.	201	Gary Reist	1969-70
20.	200	Brent Scott	1990-91

### Career

1.	783	Michael Harris	2001-05
2.	746	Ricky Pierce	1979-82
3.	737	Brent Scott	1989-93
4.	698	Elbert Darden	1975-79
5.	627	Morris Almond	2003-07
6.	606	Greg Hines	1983-87
7.	595	Kendall Rhine	1961-64
8.	573	Tamir Jackson	2009-13
9.	557	Torrey Andrews	1990-94
10.	522	Jason McKrieth	2001-05
11.	520	Tom Myer	1968-71
12.	517	Gary Reist	1968-71
13.	504	Gene Schwinger	1951-54
14.	493	Quincy Olivari	2019-23
15.	468	Dana Hardy	1988-92
16.	467	Kenneth Rourke	1988-92
17.	463	Tom Robitaille	1956-59
18.	449	Shaun Igo	1993-97
19.	445	Robert Johnson	1995-99
20.	444	Marvin Moore	1989-93

### Field Goals Attempted

**Game:** 31, Ricky Pierce at Houston (J4, 1982)  
**Season:** 614, Ricky Pierce, 1982  
**Career:** 1,479, Ricky Pierce, 1980-82

Game			
1.	31	Ricky Pierce at Santa Clara	D21, 1981
	31	Ricky Pierce at Houston	J4, 1982
3.	29	Mike Maroney vs. Texas Tech	F27, 1961
	29	Ricky Pierce at San Francisco	D18, 1981
	29	Morris Almond vs. North Texas	N18, 2006
6.	28	Tamir Jackson vs. Houston	M13, 2013
7.	27	Tony Barnett at Houston	F17, 1985
8.	26	7 times; last:	
		Tamir Jackson vs. Tulsa	M9, 2013

### Season

1.	614	Ricky Pierce	1981-82
2.	544	Morris Almond	2006-07
3.	520	Gene Schwinger	1953-54
4.	516	Quincy Olivari	2022-23
5.	506	Tamir Jackson	2012-13
6.	477	Kendall Rhine	1963-64
7.	474	Marcus Evans	2015-16
8.	468	Kendall Rhine	1962-63
9.	464	Marcus Evans	2016-17
10.	448	Morris Almond	2005-06
11.	444	Ricky Pierce	1980-81
12.	441	Torrey Andrews	1993-94
13.	440	Robert Johnson	1998-99
	440	Egor Koulechov	2016-17
15.	439	Gary Reist	1969-70
16.	434	Mike Wilks	2000-01

### Career

1.	1,479	Ricky Pierce	1979-82
2.	1,471	Elbert Darden	1975-79
3.	1,453	Tamir Jackson	2009-13
4.	1,368	Greg Hines	1983-87
5.	1,335	Brent Scott	1989-93
6.	1,300	Michael Harris	2001-05
7.	1,275	Morris Almond	2003-07
8.	1,226	Kendall Rhine	1961-64
9.	1,210	Quincy Olivari	2019-23
10.	1,127	Robert Johnson	1995-99
11.	1,126	Gene Schwinger	1951-54
12.	1,115	Dana Hardy	1988-92
13.	1,088	Gary Reist	1968-71
14.	1,086	Connor Frizzelle	2008-12
15.	1,085	Jason McKrieth	2001-05
16.	1,060	<b>Travis Eevee</b>	<b>2020-present</b>
17.	1,032	Marvin Moore	1989-93
18.	1,018	Mike Wilks	1997-2001
19.	1,017	Tom Myer	1968-71
20.	1,010	Tom Robitaille	1956-59
21.	1,008	Torrey Andrews	1990-94

### Field Goal Percentage

**Game:** 100.0 (10-10) Michael Harris vs. La. College (D20, 2002)  
**Season:** .735 (175-238), Max Fiedler, 2023  
**Career:** .656 (467-712), Max Fiedler, 2019-present

### Game (min. 10 attempts)

1.	100.0	Michael Harris vs. La. College	D20, 2002
2.	.929	Brent Scott vs. TCU	J16, 1993
3.	.909	Max Fiedler at UTEP	J8, 2021
	.909	David Holmes at Wisconsin	M17, 1993
	.909	Quentin Millora-Brown vs. Northwestern St.	N17, 2018
6.	<b>.857</b>	<b>Max Fiedler at UTSA</b>	<b>J16, 2023</b>
7.	.846	Michael Harris vs. Grambling St.	D6, 2004
	.846	Sean Obi vs. Marshall	J23, 2014
9.	.833	8 times; last:	
		Tommy McGhee vs. Texas A&M	M9, 1995

### Season (min. 150 attempts)

No.	Pct	Name	FG-FGA	Year
1.	<b>.735</b>	<b>Max Fiedler</b>	<b>175-238</b>	<b>2022-23</b>
2.	.675	Max Fiedler	137-203	2020-21
3.	.638	Josh Parrish	97-150	2019-20
4.	.634	Doug McKendrick	168-265	1965-66
5.	.630	Anderw Drone	97-154	2015-16
6.	.623	Frank Jackson	109-175	1977-78
	.623	Michael Harris	172-276	2002-03
8.	.620	Mylyjael Poteat	93-150	2021-22
9.	.608	Doug McKendrick	152-250	1964-65
	.608	Michael Harris	240-395	2004-05
11.	.603	Michael Harris	217-360	2003-04
12.	.598	Quentin Millora-Brown	101-169	2018-19
13.	.594	Brent Scott	184-310	1992-93
	.594	Arsalan Kazemi	136-229	2011-12
15.	.593	Andy Gilchrist	143-241	1988-89
16.	.591	Sean Obi	140-237	2013-14
17.	.580	Brent Scott	200-345	1990-91
18.	.572	Max Fiedler	131-228	2021-22
19.	.574	Steve Emshoff	89-155	1971-72
20.	.572	Michael Harris	154-269	2001-02

### Career (min. 400 attempts)

No.	Pct	Name	FG-FGA	Years
1.	<b>.656</b>	<b>Max Fiedler</b>	<b>467-712</b>	<b>2019-pres.</b>
2.	.621	Doug McKendrick	328-528	1963-66
3.	.602	Michael Harris	783-1,300	2001-05
4.	.600	Andrew Drone	255-425	2013-17
5.	.564	Steve Emshoff	252-447	1970-73
6.	.553	Torrey Andrews	557-1,088	1990-91
7.	.552	Brent Scott	737-1,335	1989-93
8.	.549	Arsalan Kazemi	387-705	2009-12
9.	.518	Bill Doty	399-771	1964-67
10.	.515	Andy Gilchrist	389-756	1985-89
11.	.514	Yamar Diene	221-430	2000-04
12.	.511	Tom Myer	520-1,017	1968-71
13.	.510	Frank Jackson	309-606	1974-78
14.	.509	Shaun Igo	449-882	1993-97
15.	.504	Ricky Pierce	746-1,479	1979-82
16.	.500	Suleiman Braimoh	221-442	2007-11

# Rice Individual Records

## 3-POINT FIELD GOALS

### 3-Point Field Goals Made

**Game:** 8, 3x, last by Carl Pierre at Marshall (J15, 2022)

**Season:** 97, Carl Pierre, 2021-22

**Career:** 252, Quincy Olivari, 2019-present

Game		
1.	8 Bobby Crawford vs. Tulsa	F6, 1997
	8 Travis Eevee vs. UTSA	J1, 2021
	8 Carl Pierre at Marshall	J15, 2022

4.	7 14 times; last:	
	<b>7 Travis Eevee vs. St. Thomas</b>	<b>N10, 2022</b>

#### Season

1.	97 Carl Pierre	2021-22
2.	94 Quincy Olivari	2022-23
3.	89 Austin Ramljak	2013-14
4.	88 Quincy Olivari	2020-21
5.	86 Marcus Evans	2016-17
	<b>86 Travis Eevee</b>	<b>2021-22</b>
7.	85 Marcus Jackson	2014-15
8.	83 Robert Johnson	1998-99
9.	82 Omar-Seli Mance	2002-03
10.	81 Egor Koulechov	2016-17
	81 Ako Adams	2019-20
12.	80 David Willie	1987-88
	80 Egor Koulechov	2015-16
	<b>14. 79 Travis Eevee</b>	<b>2022-23</b>
15.	77 Morris Almond	2006-07
16.	76 Tommy McGhee	1995-96
17.	75 Trey Murphy III	2019-20
	<b>18. 74 Travis Eevee</b>	<b>2020-21</b>
19.	72 Austin Ramljak	2012-13
	72 Ako Adams	2018-19

#### Career

1.	252 Quincy Olivari	2019-23
	<b>2. 239 Travis Eevee</b>	<b>2020-present</b>
3.	228 Ako Adams	2016-20
4.	200 Dana Hardy	1988-92
5.	186 Robert Johnson	1996-99
6.	182 Marcus Jackson	2013-17
7.	176 Adam Peakes	1991-95
8.	171 Brock Gillespie	2001-05
9.	170 Cory Pflieger	2005-11
10.	163 Connor Frizzelle	2008-12
11.	161 Austin Ramljak	2012-14
	161 Egor Koulechov	2015-17
13.	158 Rodney Foster	2005-09
14.	153 Marvin Moore	1989-93
	153 Morris Almond	2003-07
16.	144 Omar-Seli Mance	2000-03
17.	142 Tommy McGhee	1992-96
18.	140 Bishop Mercy	2014-18
19.	139 David Willie	1987-91
	139 Trey Murphy III	2018-20

#### Consecutive Games with a 3-Point Field Goal

1.	39 Adam Peakes	M17, 1993 - D30, 1994
2.	35 Austin Ramljak	F23, 2013 - M11, 2014
3.	34 Egor Koulechov	J14, 2016 - J19, 2017
	<b>4. 31 Travis Eevee</b>	<b>D19, 2020 - J1, 2022</b>
5.	29 Shawn Tyndell	N18, 2000 - M6, 2001
6.	28 Marcus Jackson	D6, 2014 - N21, 2016
7.	22 Ako Adams	J4, 2018 - N25, 2018
8.	21 Bobby Crawford	F27, 1997 - J31, 1998
	21 Brock Gillespie	M17, 2004 - F8, 2005
	21 Trey Murphy III	D19, 2019 - M11, 2020
	21 Carl Pierre	N16, 2021 - F12, 2022
12.	20 Max Guercy	D15, 2012 - M2, 2013

### 3-Point FG Attempts

**Game:** 17, Quincy Olivari vs. Old Dominion (J15, 2021)

**Season:** 258, Quincy Olivari, 2022-23

**Career:** 667, Quincy Olivari, 2019-23

#### Game

1.	17 Quincy Olivari vs. Old Dominion	J15, 2021
2.	16 Rodney Foster at Houston	F23, 2008
3.	15 Robert Johnson vs. SMU	J28, 1999
	15 Robert Johnson vs. New Mexico	M4, 1999
5.	14 David Willie vs. Southern	D8, 1987
	14 Tommy McGhee vs. Houston	F8, 1995
	14 Tommy McGhee at Baylor	F28, 1996
	14 Bobby Crawford vs. Tulsa	F6, 1997
	14 Rodney Foster at UCF	M1, 2008
	14 Marcus Jackson at UTSA	M5, 2015
	14 Ako Adams vs. WKU	F7, 2019
	14 Travis Eevee vs. Southern Miss	F26, 2022

#### Season

1.	258 Quincy Olivari	2022-23
2.	240 Carl Pierre	2021-22
3.	234 Egor Koulechov	2015-16
4.	230 Robert Johnson	1998-99
5.	229 Marcus Evans	2016-17
6.	227 Travis Eevee	2021-22
	<b>227 Travis Eevee</b>	<b>2022-23</b>
8.	225 Austin Ramljak	2013-14
9.	215 Ako Adams	2019-20
	215 Quincy Olivari	2020-21
11.	214 Marcus Jackson	2014-15
12.	207 David Willie	1987-88
13.	204 Trey Murphy III	2019-20
14.	196 Omar-Seli Mance	2002-03
15.	193 Austin Ramljak	2012-13
	193 Marcus Jackson	2016-17
17.	190 Ako Adams	2018-19
18.	187 Brock Gillespie	2003-04
	187 Rodney Foster	2007-08
	187 Travis Eevee	2020-21

#### Career

1.	667 Quincy Olivari	2019-23
	<b>2. 641 Travis Eevee</b>	<b>2020-present</b>
3.	624 Ako Adams	2016-20
4.	534 Robert Johnson	1995-99
5.	506 Marcus Jackson	2013-17
6.	505 Dana Hardy	1988-92
7.	500 Brock Gillespie	2001-05
8.	475 Rodney Foster	2005-09
9.	471 Adam Peakes	1991-95
10.	470 Connor Frizzelle	2008-12
11.	454 Cory Pflieger	2005-11
12.	452 Bishop Mercy	2014-18
13.	428 Max Guercy	2012-15
14.	423 Tamir Jackson	2009-13
15.	418 Austin Ramljak	2012-14
16.	413 Marvin Moore	1989-93
17.	409 David Willie	1987-91
18.	405 Egor Koulechov	2015-17
19.	399 Marcus Evans	2015-17
20.	380 Seth Gearhart	2011-15

### 3-Point FG Percentage

**Season:** .474 (81-171), Egor Koulechov, 2016-17

**Career:** .435 (153-352), Morris Almond, 2003-07

#### Game

1.	1.000 (6-6) Adam Peakes at TCU	J19, 1994
	1.000 (6-6) Egor Koulechov at Incarnate Word	N26, 2016
	1.000 (5-5) Tommy McGhee vs. Baylor	J28, 1995
	1.000 (5-5) Connor Frizzelle vs. S. Alabama	N14, 2009
	1.000 (5-5) Jaden Geron vs. Jarvis Christian	D4, 2021

#### Season

No.	Pct	Name	3FG-3FGA	Year
1.	.474	Egor Koulechov	81-171	2016-17
2.	.456	Morris Almond	77-169	2006-07
3.	.453	Tommy McGhee	48-106	1994-95
4.	.450	Tommy McGhee	76-169	1995-96
5.	.444	Morris Almond	48-108	2005-06
6.	.440	Rodney Foster	70-159	2008-09
7.	.438	Adam Peakes	63-144	1993-94
8.	.432	Dana Hardy	51-118	1990-91
9.	.430	Marvin Moore	43-100	1991-92
10.	.426	Robert Martin	49-115	2018-19
11.	.421	Trey Murphy III	64-152	2018-19
12.	.420	Dana Hardy	47-112	1988-89
13.	.419	Cory Pflieger	49-117	2006-07
14.	.418	Omar-Seli Mance	82-196	2002-03
15.	.417	Chase Maag	55-132	1990-91
	.417	Omar-Seli Mance	55-132	2001-02
17.	.409	Quincy Olivari	88-215	2020-21
18.	.406	Brock Gillespie	43-106	2002-03
	.406	Connor Frizzelle	39-96	2011-12
20.	.404	Carl Pierre	97-240	2021-22

#### Career

No.	Pct	Name	FG-FGA	Years
1.	.435	Morris Almond	153-352	2003-07
2.	.429	Tommy McGhee	142-331	1992-96
3.	.404	Carl Pierre	97-240	2021-22
4.	.399	Chase Maag	83-208	1990-92
5.	.398	Egor Koulechov	161-405	2015-17
6.	.396	Dana Hardy	200-505	1988-92
7.	.395	Omar-Seli Mance	144-365	2000-03
8.	.393	Rashid Smith	44-112	2000-04
9.	.391	Erik Cooper	54-138	1998-2001
10.	.390	Trey Murphy III	139-356	2018-20
11.	.387	Dave Mlachnik	43-111	1987-89
12.	.385	Austin Ramljak	161-418	2012-14
13.	.382	Mike Girardi	47-123	1985-88
14.	.378	Quincy Olivari	252-667	2019-23
15.	.375	Bobby Crawford	103-275	1996-98
	<b>.375</b>	<b>Mekhi Mason</b>	<b>42-112</b>	<b>2022-pres.</b>
17.	.374	Adam Peakes	176-471	1991-95
	.374	Cory Pflieger	170-454	2005-11
	<b>.373</b>	<b>Travis Eevee</b>	<b>239-641</b>	<b>2020-pres.</b>
20.	.370	Marvin Moore	153-413	1989-93

# Rice Individual Records

## FREE THROWS

### Free Throws Made

**Game:** 18, Morris Almond vs. Colorado St. (N15, 2006)  
18, Morris Almond vs. Houston, J17, 2007  
**Season:** 241, Morris Almond, 2006-07  
**Career:** 432, Brent Scott, 1989-93

#### Game

1.	18	Morris Almond vs. Colorado State	N15, 2006
	18	Morris Almond vs. Houston	J17, 2007
3.	17	Temple Tucker vs. Texas A&M	D28, 1955
	17	Kendall Rhine vs. Baylor	F22, 1964
5.	15	Ricky Pierce vs. Texas Tech	F10, 1982
	15	Brent Scott at Texas Tech	F16, 1991
	15	Marcus Evans vs. Louisiana Tech	F25, 2017
8.	14	Joe Durrenberger vs. Arkansas	J10, 1955
	14	Ricky Pierce at Texas Tech	J19, 1982
	14	Marvin Moore at Texas	J5, 1993
	14	Arsalan Kazemi vs. Lamra	D4, 2010

#### Season

1.	241	Morris Almond	2006-07
2.	195	Arsalan Kazemi	2010-11
3.	187	Marcus Evans	2015-16
4.	185	Marcus Evans	2016-17
5.	177	Ricky Pierce	1981-82
6.	168	Mike Wilks	2000-01
7.	154	Doug McKendrick	1964-65
8.	152	Robert Johnson	1998-99
	152	Michael Harris	2004-05
10.	150	Charles Daniels	1974-75
11.	147	Torrey Andrews	1993-94
12.	146	Gene Schwinger	1953-54
13.	140	Egor Koulechov	2016-17
14.	138	Temple Tucker	1956-57
	138	David Craig	1959-60
16.	137	Jason McKrieth	2003-04
17.	134	Tamir Jackson	2010-11
	134	Quincy Olivari	2022-23
19.	133	Seth Gearhart	2014-15
20.	129	Marvin Moore	1992-93

#### Career

1.	432	Brent Scott	1989-93
2.	422	Tamir Jackson	2009-13
3.	421	Arsalan Kazemi	2009-12
4.	418	Morris Almond	2003-07
5.	415	Torrey Andrews	1990-94
6.	411	Michael Harris	2001-05
7.	372	Marcus Evans	2015-17
8.	365	Jason McKrieth	2001-05
9.	361	Mike Wilks	1997-2001
10.	355	Ricky Pierce	1979-82
11.	342	Temple Tucker	1955-58
12.	337	Robert Johnson	1995-99
13.	332	Elbert Darden	1975-79
14.	308	Adam Peakes	1991-95
15.	305	Greg Hines	1983-87
16.	304	Max Guercy	2012-16
17.	298	Marvin Moore	1989-93
18.	293	Gene Schwinger	1951-54
19.	289	Greg Williams	1966-69
20.	287	Charles Daniels	1972-76

### Free Throw Attempts

**Game:** 23, Joe Darrenberger vs. Arkansas (J10, 1955)  
**Season:** 285, Morris Almond, 2006-07  
**Career:** 744, Brent Scott, 1989-93

#### Game

1.	23	Joe Durrenberger vs. Arkansas	J10, 1955
2.	20	Temple Tucker vs. Texas A&M	D28, 1955
	20	David Craig vs. LSU	D12, 1960
	20	Morris Almond vs. Colorado State	N15, 2006
	20	Morris Almond vs. Houston	J17, 2007
6.	19	Brent Scott at Texas Tech	F16, 1991
	19	Torrey Andrews vs. Baylor	J26, 1994
8.	18	Arsalan Kazemi vs. Lamar	D4, 2010
9.	17*	Kendall Rhine vs. Baylor	F22, 1964
	17	Ricky Pierce vs. Texas Tech	F10, 1982
	17	Brent Scott at Texas A&M	J25, 1992
	17	Scott Oliver vs. Texas A&M	F17, 1996
	17	Arsalan Kazemi vs. LSU	D29, 2010
	17	Marcus Evans vs. St. Thomas	D17, 2015

\* - Rhine attempted at least 17 FTs in the game

#### Season

1.	285	Morris Almond	2006-07
2.	271	Arsalan Kazemi	2010-11
3.	266	Gene Schwinger	1953-54
4.	235	Marcus Evans	2015-16
	235	Marcus Evans	2016-17
6.	223	Ricky Pierce	1981-82
7.	215	Mike Wilks	2000-01
8.	209	Robert Johnson	1998-99
9.	208	Kendall Rhine	1963-64
10.	207	Temple Tucker	1956-57
11.	206	Charles Daniels	1974-75
12.	202	Temple Tucker	1955-56
13.	199	Gene Schwinger	1952-53
14.	197	Brent Scott	1991-92
15.	196	Doug McKendrick	1964-65
16.	193	Brent Scott	1990-91
17.	190	Michael Harris	2004-05
18.	189	David Craig	1959-60
19.	188	Brent Scott	1992-93
20.	185	Arsalan Kazemi	2011-12

#### Career

1.	744	Brent Scott	1989-93
2.	620	Arsalan Kazemi	2009-12
3.	616	Tamir Jackson	2009-13
4.	562	Michael Harris	2001-05
5.	535	Temple Tucker	1955-58
6.	533	Greg Hines	1983-87
7.	532	Gene Schwinger	1951-54
8.	531	Torrey Andrews	1990-94
9.	507	Morris Almond	2003-07
10.	501	Kendall Rhine	1961-64
11.	495	Mike Wilks	1997-2001
12.	473	Ricky Pierce	1979-82
13.	470	Marcus Evans	2015-17
14.	468	Robert Johnson	1995-99
15.	457	Jason McKrieth	2001-05
16.	414	Elbert Darden	1975-79
17.	404	Adam Peakes	1991-95
18.	399	Charles Daniels	1972-76
	399	Marvin Moore	1989-93
20.	397	Larry Phillips	1961-64

### Free Throw Percentage

**Season:** .918 (56-61), Tom Myer, 1968-69  
**Career:** .862 (225-261), Ako Adams, 2016-20

#### Game

1.	1.000	(13-13) Morris Almond vs. W. Carolina	D29, 2006
	1.000	(12-12) Arsalan Kazemi vs. La. College	D14, 2011
	1.000	(12-12) Robert Martin vs. N. Texas	J30, 2016
	1.000	(11-11) Arsalan Kazemi at UAB	F12, 2011
	1.000	(11-11) Marcus Evans vs. N. Texas	J30, 2016
	1.000	(10-10) Marcus Jackson vs. Prairie View A&M	N19, 2004
	1.000	(10-10) Seth Gearhart at WKU	F7, 2015
	1.000	(10-10) Max Guercy vs. Lamar	N25, 2015
	1.000	(10-10) Marcus Evans at Fla. Atlantic	F11, 2017

#### Season

No.	Pct	Name	FT-FTA	Year
1.	.918	Tom Myer	56-61	1968-69
2.	.910	Ako Adams	61-67	2019-20
3.	.905	Ako Adams	67-74	2018-19
4.	.901	Connor Frizzelle	82-91	2010-11
5.	.889	Greg Williams	72-81	1966-67
6.	.880	Anthony DeCello	66-75	1979-80
7.	.871	Perry Gaudet	74-85	1972-73
8.	.866	Connor Frizzelle	71-82	2008-09
9.	.864	Mike Inselmann	57-66	1964-65
	.864	Max Guercy	76-88	2014-15
11.	.863	Greg Williams	113-131	1967-68
12.	.861	Egor Koulechov	105-122	2015-16
13.	.855	Dan McGuire	53-62	1971-72
14.	.854	Tom Myer	70-82	1970-71
15.	.851	Jason McKrieth	80-94	2002-03
16.	.846	Morris Almond	241-281	2006-07
	.846	Elbert Darden	104-123	1978-79
	.846	Rodney Foster	88-104	2008-09
	.846	Max Guercy	88-104	2015-16
20.	.842	Tommy McGhee	64-76	1994-95

#### Career

No.	Pct	Name	FT-FTA	Years
1.	.862	Ako Adams	225-261	2016-20
2.	.858	Greg Williams	289-337	1966-69
3.	.846	Connor Frizzelle	247-292	2008-12
4.	.836	Egor Koulechov	245-293	2015-17
5.	.831	Max Guercy	304-366	2012-16
6.	<b>.827</b>	<b>Travis Eevee</b>	<b>230-278</b>	<b>2020-pres.</b>
7.	.826	Anthony DeCello	194-235	1977-85
8.	.824	Morris Almond	418-507	2003-07
9.	.817	Tom Myer	187-229	1968-71
10.	.814	Tommy McGhee	206-253	1992-96
11.	.803	Gary Reist	236-294	1968-71
12.	.802	Elbert Darden	332-414	1975-79
13.	.801	Marcus Jackson	197-246	2013-17
14.	.799	Robert Shaw	147-184	1979-83
	.799	Jason McKrieth	365-457	2001-05
16.	.796	Seth Gearhart	203-255	2011-15
17.	.794	Omar-Seli Mance	166-209	2000-03
18.	.791	Marcus Evans	372-470	2015-17
19.	.790	Mark Wehrle	162-205	1970-73
20.	.786	Scott Fisher	220-280	1971-74

# Rice Individual Records

## REBOUNDS

### Rebounds

**Game:** 30, Joe Durrenberger vs. Baylor (F15, 1955)

**Season:** 363, Michael Harris, 2004-05

**Career:** 1,111, Michael Harris, 2001-05

#### Game

1.	30	Joe Durrenberger vs. Baylor	F15, 1955
2.	27	Kendall Rhine vs. Texas Tech	F9, 1963
3.	24	Todd Schoettelkotte vs. Southern	D20, 1994
	24	Michael Harris vs. Hawaii	F27, 2005
5.	21	Danny Carroll vs. Texas	F18, 1975
	21	Kenny Austin at San Francisco	D18, 1981
7.	20	Shaun Igo vs. Southern	J29, 1996
	20	Paulius Packevicius vs. Houston	J23, 2008

#### Season

1.	363	Michael Harris	2004-05
2.	351	Arsalan Kazemi	2010-11
3.	344	Gene Schwinger	1953-54
4.	340	Arsalan Kazemi	2011-12
5.	334	Kendall Rhine	1963-64
6.	319	Kendall Rhine	1962-63
7.	312	Egor Koulechov	2016-17
8.	305	Temple Tucker	1955-56
9.	302	Brent Scott	1990-91
10.	295	Joe Durrenberger	1955-56
	295	Michael Harris	2003-04
12.	279	Sean Obi	2013-14
13.	272	Arsalan Kazemi	2009-10
14.	269	Kendall Rhine	1961-62
<b>15.</b>	<b>267</b>	<b>Max Fiedler</b>	<b>2022-23</b>
16.	262	Jarvis Kelly Sanni	1997-98
17.	261	Brent Scott	1992-93
18.	257	Brent Scott	1991-92
19.	255	Danny Carroll	1974-75
20.	254	Max Fiedler	2021-22
21.	252	Temple Tucker	1956-57
22.	250	Gene Schwinger	1952-53
23.	249	Jack Williams	2018-19
24.	248	Michael Harris	2001-02
25.	245	Joe Durrenberger	1954-55
	245	Tom Robitaille	1958-59
	245	Max Fiedler	2020-21
28.	237	Adam Peakes	1994-95
29.	236	Tony Barnett	1984-85
30.	234	Larry Phillips	1963-64
31.	229	Kenneth Rourke	1989-90
	229	Brent Scott	1989-90
33.	228	Danny Carroll	1973-74
34.	226	Ricky Pierce	1981-82
35.	224	Egor Koulechov	2015-16
36.	218	Frank Jackson	1977-78
37.	216	Gene Schwinger	1951-52
	216	Tom Robitaille	1957-58
39.	215	Bill Doty	1966-67
40.	214	Ricky Pierce	1979-80
	214	Connor Cashaw	2017-18
<b>214</b>	<b>Cameron Sheffield</b>	<b>2022-23</b>	
43.	211	Temple Tucker	1957-58
44.	210	Kenny Austin	1981-82
	210	Shaun Igo	1995-96
	210	Morris Almond	2006-07
47.	209	Drew Peterson	2019-20
48.	208	Tom Robitaille	1956-57
	208	Quincy Olivari	2022-23
50.	207	Frank Jackson	1975-76
	207	Tony Barnett	1983-84
52.	206	Mike Maroney	1960-61
53.	205	Michael Harris	2002-03
54.	204	Shaun Igo	1996-97
	204	Alex Bougaieff	1998-99
56.	202	Kenneth Rourke	1988-89
	202	Malik Osborne	2017-18

#### Career

1.	1,111	Michael Harris	2001-05
2.	1,049	Brent Scott	1989-93
3.	963	Arsalan Kazemi	2009-12
4.	922	Kendall Rhine	1961-64
<b>5.</b>	<b>848</b>	<b>Max Fiedler</b>	<b>2019-present</b>
6.	810	Gene Schwinger	1951-54
7.	768	Temple Tucker	1955-58
8.	737	Kenneth Rourke	1988-92
9.	694	Adam Peakes	1991-95
10.	669	Joe Durrenberger	1953-56
	669	Tom Robitaille	1956-59
12.	621	Ricky Pierce	1979-82
13.	613	Frank Jackson	1974-78
14.	605	Larry Phillips	1961-64
	605	Kenny Austin	1979-83
16.	599	Alex Bougaieff	1996-2000
17.	590	Shaun Igo	1993-97
18.	588	Elbert Darden	1975-79
19.	587	Tony Barnett	1982-85
20.	561	Brandon Evans	1999-2003
21.	539	Connor Cashaw	2015-18
22.	536	Egor Koulechov	2015-17
23.	526	Danny Carroll	1972-75
24.	525	Andy Gilchrist	1985-89
25.	524	Quincy Olivari	2019-23
26.	506	Mike Maroney	1959-62
27.	505	Terrence Cashaw	1982-86
28.	503	Jason McKrieth	2001-05

#### Season Average

No.	Avg	Name	G	Rbs	Year
1.	13.92	Kendall Rhine	24	334	1963-64
2.	13.87	Kendall Rhine	23	319	1962-63
3.	12.71	Temple Tucker	24	305	1955-56
4.	12.29	Gene Schwinger	28	344	1953-54
	12.29	Joe Durrenberger	24	295	1955-56
6.	11.90	Gene Schwinger	21	250	1952-53
7.	11.71	Michael Harris	31	363	2004-05
8.	11.70	Kendall Rhine	23	269	1961-62
9.	11.67	Joe Durrenberger	21	245	1954-55
10.	10.97	Arsalan Kazemi	32	351	2010-11
11.	10.50	Temple Tucker	24	252	1956-57
12.	10.30	Arsalan Kazemi	33	340	2011-12
13.	10.21	Tom Robitaille	24	245	1958-59
14.	10.07	Brent Scott	30	302	1990-91
15.	9.81	Danny Carroll	26	255	1974-75
16.	9.75	Larry Phillips	24	234	1963-64
17.	9.36	Jarvis Kelley Sanni	28	262	1997-98
18.	9.32	Brent Scott	28	261	1992-93
19.	9.30	Sean Obi	30	279	2013-14
20.	9.07	Arsalan Kazemi	30	272	2009-10
21.	9.00	Gene Schwinger	24	216	1951-52
	9.00	Tom Robitaille	24	216	1957-58
	9.00	Bill Doty	24	215	1966-67

#### Career Average

No.	Avg	Name	G	Rbs	Years
1.	13.17	Kendall Rhine	70	922	1961-64
2.	11.10	Gene Schwinger	73	810	1951-54
3.	10.67	Temple Tucker	72	768	1955-58
4.	10.14	Arsalan Kazemi	95	963	2009-12
5.	9.29	Tom Robitaille	72	669	1956-59
6.	9.18	Michael Harris	121	1,111	2001-05
7.	9.16	Joe Durrenberger	-	669	1953-55
8.	8.97	Brent Scott	117	1,049	1989-93
9.	8.64	Larry Phillips	70	605	1961-64
10.	8.24	Jarvis Kelley Sanni	55	453	1996-98
11.	8.00	Egor Koulechov	67	536	2015-17
12.	7.57	Ricky Pierce	82	621	1979-82
13.	7.41	Danny Carroll	71	526	1972-75
<b>14.</b>	<b>7.31</b>	<b>Max Fiedler</b>	<b>116</b>	<b>848</b>	<b>2019-pres.</b>
15.	7.23	Mike Maroney	70	506	1959-62
16.	7.07	Tony Barnett	83	587	1982-85
17.	7.00	Bill Doty	71	497	1964-67
18.	6.65	Kenny Austin	91	605	1979-83
19.	6.30	Kenneth Rourke	117	737	1988-92
20.	6.28	Shaun Igo	94	590	1993-97
21.	6.23	Mark Wehrle	72	452	1970-73
22.	6.21	Ted Melady	47	292	1969-71
23.	6.20	Adam Peakes	112	694	1991-95
24.	6.13	Frank Jackson	100	613	1974-78
25.	6.05	Alex Bougaieff	99	599	1996-2000

# Rice Individual Records

## ASSISTS

### Assists

**Game:** 13, Max Guercy vs. Charlotte (F28, 2015)

**Season:** 182, Max Guercy, 2015-16

**Career:** 503, Max Guercy, 2012-16

#### Game

1.	13	Max Guercy vs. Charlotte	F28, 2015
2.	12	Rashid Smith vs. Connecticut	J2, 2004
	12	Rashid Smith vs. UTEP	J10, 2004
	12	Rashid Smith vs. La.-Lafayette	F21, 2004
	12	Max Guercy vs. Marshall	J16, 2016
	12	Max Guercy at Charlotte	F11, 2016
7.	11	Dana Hardy at Texas A&M	F27, 1991
	11	Adam Peakes at Sam Houston St.	D1, 1993
	11	Michael Walton vs. TCU	F3, 2000
	11	Lorenzo Williams vs. Texas Southern	D21, 2005
	11	Lorenzo Williams vs. UAB	J18, 2006
	11	Dylan Ennis vs. Tulane	J28, 2012
	11	Dylan Ennis vs. East Carolina	M7, 2012
	<b>11</b>	<b>Max Fiedler at UTSA</b>	<b>J16, 2023</b>

#### Season

1.	182	Max Guercy	2015-16
<b>2.</b>	<b>174</b>	<b>Max Fiedler</b>	<b>2022-23</b>
3.	170	Lorenzo Williams	2005-06
4.	159	Rashid Smith	2003-04
5.	152	Dana Hardy	1991-92
6.	146	Lorenzo Williams	2006-07
7.	145	Rodney Foster	2008-09
	145	Max Guercy	2014-15
9.	144	Dylan Ennis	2011-12
10.	135	Dana Hardy	1990-91
11.	134	D'Wayne Tanner	1989-90
12.	131	Marcus Evans	2016-17
13.	130	Scott Fisher	1973-74
14.	128	D'Wayne Tanner	1987-88
15.	125	J.J. Polk	1995-96
16.	120	J.J. Polk	1994-95
17.	118	Rashid Smith	2002-03
18.	117	Anthony DeCello	1979-80
19.	116	Adam Peakes	1993-94
	116	Mike Wilks	1998-99
21.	115	D'Wayne Tanner	1988-89
	115	Tamir Jackson	2010-11
	<b>115</b>	<b>Max Fiedler</b>	<b>2021-22</b>
24.	114	James Simmons	1974-75
25.	113	Dana Hardy	1989-90
26.	112	Drew Peterson	2019-20
27.	110	Bobby Tudor	1978-79
28.	108	J.J. Polk	1996-97
	108	Jason McKrieth	2004-05
30.	104	Kevin Rabbitt	1993-94
31.	102	Dana Hardy	1988-89
	102	Bobby Crawford	1997-98
	102	Lorenzo Williams	2004-05
34.	101	Tracy Steele	1984-85
35.	100	Tamir Jackson	2011-12
	100	Ako Adams	2017-18
	<b>100</b>	<b>Max Fiedler</b>	<b>2020-21</b>

#### Career

1.	503	Max Guercy	2012-16
2.	502	Dana Hardy	1988-92
3.	442	Lorenzo Williams	2003-07
4.	426	D'Wayne Tanner	1986-90
<b>5.</b>	<b>402</b>	<b>Max Fiedler</b>	<b>2019-present</b>
6.	387	Tamir Jackson	2009-13
7.	353	Adam Peakes	1991-95
	353	J.J. Polk	1994-97
9.	348	Mike Wilks	1998-2001
10.	341	Rashid Smith	2000-04
11.	333	Jason McKrieth	2001-05
12.	324	Rodney Foster	2005-09
13.	299	Ako Adams	2016-20
14.	297	Bobby Tudor	1978-82
15.	284	Marvin Moore	1989-93
16.	266	Elbert Darden	1975-79
17.	265	Anthony DeCello	1977-81
18.	256	Marcus Jackson	2013-17
	256	Chris Mullins	2018-22
<b>20.</b>	<b>247</b>	<b>Travis Eevee</b>	<b>2022-present</b>
21.	245	James Simmons	1974-78
22.	235	Brent Scott	1989-93
23.	226	Connor Frizzelle	2008-12
24.	224	Eric Singletary	1993-97
25.	222	Marcus Evans	2015-17
26.	212	Tracy Steele	1982-85

#### Season Average

No.	Avg	Name	G	Asts	Year
1.	6.07	Lorenzo Williams	28	170	2005-06
2.	5.69	Max Guercy	32	182	2015-16
3.	5.03	Lorenzo Williams	29	146	2006-07
<b>4.</b>	<b>4.97</b>	<b>Max Fiedler</b>	<b>35</b>	<b>174</b>	<b>2022-23</b>
5.	4.90	Dana Hardy	31	152	1991-92
6.	4.82	Rashid Smith	33	159	2003-04
7.	4.79	D'Wayne Tanner	28	117	1989-90
8.	4.74	D'Wayne Tanner	27	111	1987-88
9.	4.64	Scott Fisher	28	130	1973-74
10.	4.53	Rodner Foster	32	145	2008-09
	4.53	Max Guercy	32	145	2014-15
12.	4.50	Anthony DeCello	26	117	1979-80
	4.50	Dana Hardy	30	135	1990-91
14.	4.46	J.J. Polk	28	125	1995-96
15.	4.38	James Simmons	26	114	1974-75
16.	4.37	Rashid Smith	27	118	2002-03
17.	4.29	J.J. Polk	28	120	1994-95
18.	4.25	Lorenzo Williams	24	102	2004-05
19.	4.14	Adam Peakes	28	116	1993-94
	4.14	Mike Wilks	28	116	1998-99
21.	4.11	D'Wayne Tanner	28	129	1988-89
	4.11	Dylan Ennis	35	144	2011-12
23.	4.08	Dana Hardy	25	102	1988-89
24.	4.07	Bobby Tudor	27	110	1978-79
25.	4.04	Dana Hardy	28	113	1989-90
26.	4.00	J.J. Polk	27	108	1996-97

#### Career Average

No.	Avg	Name	G	Asts	Years
1.	4.40	Dana Hardy	114	502	1988-92
2.	4.25	J.J. Polk	83	353	1994-97
3.	4.17	Lorenzo Williams	106	442	2003-07
4.	4.02	Max Guercy	125	503	2012-15
5.	3.91	D'Wayne Tanner	109	426	1986-90
6.	3.67	Bobby Crawford	46	169	1996-98
<b>7.</b>	<b>3.47</b>	<b>Max Fiedler</b>	<b>116</b>	<b>402</b>	<b>2019-pres.</b>
8.	3.31	Marcus Evans	67	222	2015-17
9.	3.25	Mike Wilks	107	348	1997-2001
10.	3.15	Adam Peakes	112	321	1991-95
11.	3.06	Jason McKrieth	109	333	2001-05
12.	3.02	Tamir Jackson	128	387	2009-13
13.	2.99	Rashid Smith	114	341	2000-04
14.	2.77	Rodney Foster	117	324	2005-09
15.	2.73	Anthony DeCello	97	265	1977-81
16.	2.72	Marcus Jackson	94	256	2013-17
17.	2.70	Bobby Tudor	110	297	1978-82
<b>18.</b>	<b>2.63</b>	<b>Travis Eevee</b>	<b>94</b>	<b>247</b>	<b>2020-pres.</b>
19.	2.58	James Simmons	95	245	1974-78
20.	2.56	Elbert Darden	104	266	1975-79
21.	2.52	Drew Peterson	64	161	2018-20
22.	2.51	Omar-Seli Mance	77	193	2000-03
23.	2.49	Tracy Steele	85	212	1982-85
24.	2.43	Marvin Moore	117	284	1989-93
25.	2.33	David Willie	75	175	1987-91

# Rice Individual Records

## STEALS/BLOCKED SHOTS

### Steals

**Game:** 8, Rashid Smith at Houston (D3, 2003)

**Season:** 95, D'Wayne Tanner, 1989-90

**Career:** 291, D'Wayner Tanner, 1986-90

#### Game

1.	8	Rashid Smith at Houston	D3, 2003
2.	7	D'Wayne Tanner vs. Trinity	J12, 1987
	7	D'Wayne Tanner vs. E. New Mexico	F1, 1989
	7	D'Wayne Tanner at Baylor	F25, 1989
	7	D'Wayne Tanner at Texas Tech	J10, 1990
	7	Adam Peakes vs. Texas	M2, 1994
	7	Arsalan Kazemi vs. UCF	M6, 2010
8.	6	18 times; last: Marcus Evans vs. FIU	F20, 2016

#### Season

1.	95	D'Wayne Tanner	1989-90
2.	94	D'Wayne Tanner	1988-89
3.	69	Arsalan Kazemi	2011-12
	69	Marcus Evans	2015-16
5.	66	Tony Barnett	1984-85
6.	64	Rashid Smith	2003-04
7.	61	D'Wayne Tanner	1987-88
8.	59	Mike Wilks	2000-01
	59	Jason McKrieth	2003-04
10.	57	Mike Wilks	1998-99
11.	53	Tamir Jackson	2009-10
12.	51	Adam Peakes	1994-95
13.	49	Elbert Darden	1975-76
	49	Max Guercy	2014-15
15.	48	Jason McKrieth	2004-05
16.	47	Arsalan Kazemi	2009-10
17.	45	Brent Scott	1991-92
	45	Michael Harris	2003-04
	45	Connor Frizzelle	2010-11
	45	Max Guercy	2012-13

#### Career

1.	291	D'Wayne Tanner	1986-90
2.	186	Mike Wilks	1997-2001
3.	162	Jason McKrieth	2001-05
	162	Tamir Jackson	2009-13
5.	154	Arsalan Kazemi	2009-12
6.	146	Max Guercy	2012-16
7.	144	Adam Peakes	1991-95
8.	137	Michael Harris	2001-05
9.	133	Bobby Tudor	1978-82
	133	Rashid Smith	2000-04
11.	122	Tony Barnett	1982-85
12.	118	Kenny Austin	1979-83
13.	117	Rodney Foster	2005-09
14.	116	Dana Hardy	1988-92
15.	114	Connor Frizzelle	2008-12
16.	111	Marvin Moore	1989-93
17.	110	Elbert Darden	1975-79
	110	Brent Scott	1989-93
19.	109	Marcus Evans	2015-17
20.	107	Lorenzo Williams	2003-07
<b>21.</b>	<b>106</b>	<b>Travis Eevee</b>	<b>2020-present</b>
22.	102	Ivan Petitt	1982-86

### Blocked Shots

**Game:** 6, Dave Louwerse vs. Texas A&M (J21, 1975)

6, Michael Harris vs. Murray State (F19, 2005)

6, Omar Oraby vs. Marshall (J7, 2012)

6, Max Fiedler at Houston Baptist (D11, 2021)

**Season:** 54, Omar Oraby, 2011-12

**Career:** 131, Yamar Diene, 2000-04

#### Game

1.	6	Dave Louwerse vs. Texas A&M	J21, 1975
	6	Michael Harris vs. Murray State	F19, 2005
	6	Omar Oraby vs. Marshall	J7, 2012
	6	Max Fiedler at Houston Baptist	D11, 2021
5.	5	Shaun Igo at Houston	F10, 1996
	5	Jarvis Kelley Sanni vs. Fresno State	J6, 1997
	5	Alex Bougaieff vs. SMU	J28, 1999
	5	Michael Harris vs. Navy	D22, 2003
	5	Patrick Britton at Houston	M1, 2006
	5	Omar Oraby vs. Houston	M3, 2012
	5	Marquez Letcher-Ellis at Houston Baptist	D2, 2015
	5	Josh Parrish vs. Alabama A&M	N12, 2018
<b>5</b>	<b>5</b>	<b>Max Fiedler vs. Charlotte</b>	<b>J26, 2023</b>

#### Season

1.	54	Omar Oraby	2011-12
2.	45	Yamar Diene	2002-03
3.	40	Dave Louwerse	1974-75
<b>4.</b>	<b>38</b>	<b>Max Fiedler</b>	<b>2022-23</b>
5.	37	Yamar Diene	2003-04
	37	Michael Harris	2004-05
	37	Quentin Millora-Brown	2018-19
8.	36	Alex Bougaieff	1998-99
	36	Marquez Letcher-Ellis	2015-16
	36	Marquez Letcher-Ellis	2016-17
11.	35	Michael Harris	2001-02
12.	34	Shaun Igo	1995-96
13.	32	Arsalan Kazemi	2011-12
14.	31	J.R. Harrison	2004-05
15.	29	Jarvis Kelly Sanni	1996-97
16.	27	Tony Barnett	1984-85
17.	26	Tony Barnett	1983-84
	26	Arsalan Kazemi	2009-10
	26	Arsalan Kazemi	2010-11
20.	25	Yamar Diene	2001-02
	25	Michael Harris	2002-03
	25	Patrick Britton	2005-06
	25	Max Fiedler	2021-22

#### Career

1.	131	Yamar Diene	2000-04
2.	119	Michael Harris	2001-05
<b>3.</b>	<b>98</b>	<b>Max Fiedler</b>	<b>2019-present</b>
4.	84	Arsalan Kazemi	2009-12
5.	82	Alex Bougaieff	1996-2000
6.	79	Shaun Igo	1993-97
7.	75	Patrick Britton	2004-08
8.	72	Marquez Letcher-Ellis	2015-17
9.	70	Tony Barnett	1982-85
10.	66	Andrew Drone	2013-17
11.	65	Morris Almond	2003-07
12.	58	Omar Oraby	2010-12
13.	57	J.R. Harrison	2002-06
14.	55	Dave Louwerse	1974-78
15.	51	Trey Stanton	2008-11
16.	52	Jarvis Kelly Sanni	1996-98
17.	45	Kenny Austin	1979-83
18.	44	T.J. McKenzie	1999-2002
19.	43	Paulius Packevicius	2004-08
	43	Suleiman Braimoh	2007-11



# Rice Individual Records

## GAMES/MINUTES PLAYED

### Games Played

**Season:** 35, 14 Players

**Career:** 129, Connor Frizzelle, 2008-12  
129, Ako Adams, 2016-20

#### Season

1.	35	Dylan Ennis	2011-12
	35	Jarelle Reischel	2011-12
	35	Ako Adams	2016-17
	35	Connor Cashaw	2016-17
	35	Marcus Evans	2016-17
	35	Marcus Jackson	2016-17
	35	Egor Koulechov	2016-17
	35	Marquez Letcher-Ellis	2016-17
	<b>35</b>	<b>Travis Eevee</b>	<b>2022-23</b>
	<b>35</b>	<b>Max Fiedler</b>	<b>2022-23</b>
	35	Jake Lieppert	2022-23
	<b>35</b>	<b>Mekhi Mason</b>	<b>2022-23</b>
	35	Quincy Olivari	2022-23
	<b>35</b>	<b>Cameron Sheffield</b>	<b>2022-23</b>
15.	34	Julian DeBose	2011-12
	34	Connor Frizzelle	2011-12
	34	Tamir Jackson	2011-12
	34	Lucas Kuipers	2011-12
	34	Omar Oraby	2011-12
	34	Austin Meyer	2016-17
	<b>34</b>	<b>Alem Huseinovic</b>	<b>2022-23</b>

#### Career

1.	129	Connor Frizzelle	2008-12
	129	Ako Adams	2016-20
3.	128	Tamir Jackson	2009-13
4.	125	Max Guercy	2012-16
5.	124	Suleiman Braimoh	2007-11
	124	Andrew Drone	2013-17
7.	123	Cory Pflieger	2005-11
8.	121	Michael Harris	2001-05
	121	Morris Almond	2003-07
10.	120	Brock Gillespie	2001-05
	120	Patrick Britton	2004-08
	120	Lawrence Ghoram	2006-10
13.	118	Torrey Andrews	1990-94
	118	J.R. Harrison	2002-06
15.	117	Kenneth Rourke	1988-92
	117	Marvin Moore	1989-93
	117	Brent Scott	1989-93
	117	Rodney Foster	2005-09
19.	116	Chris Mullins	2018-21
	<b>116</b>	<b>Max Fiedler</b>	<b>2019-present</b>

### Games Started

**Season:** 35, Eight Players

**Career:** 125, Max Guercy, 2012-16

#### Season

1.	35	Connor Cashaw	2016-17
	35	Marcus Evans	2016-17
	35	Marcus Jackson	2016-17
	35	Egor Koulechov	2016-17
	<b>35</b>	<b>Travis Eevee</b>	<b>2022-23</b>
	<b>35</b>	<b>Max Fiedler</b>	<b>2022-23</b>
	<b>35</b>	<b>Mekhi Mason</b>	<b>2022-23</b>
	35	Quincy Olivari	2022-23
<b>9.</b>	<b>34</b>	<b>Cameron Sheffield</b>	<b>2022-23</b>
10.	33	Brock Gillespie	2003-04
	33	Michael Harris	2003-04
	33	Jason McKriethc	2003-04
	33	Rashid Smith	2003-04
	33	Max Fiedler	2021-22
	33	Carl Pierre	2021-22
16.	32	Morris Almond	2006-07
	32	Rodney Foster	2008-09
	32	Tamir Jackson	2010-11
	32	Arsalan Kazemi	2011-12
	32	Seth Gearhart	2014-15
	32	Max Guercy	2014-15
	32	Marcus Evans	2015-16
	32	Max Guercy	2015-16
	32	Egor Koulechov	2015-16
	32	Ako Adams	2018-19
	32	Jack Williams	2018-19
	32	Travis Eevee	2021-22

#### Career

1.	125	Max Guercy	2012-16
2.	120	Tamir Jackson	2009-13
3.	116	Brent Scott	1989-93
4.	112	Dana Hardy	1988-92
5.	104	D'Wayne Tanner	1986-90
<b>6.</b>	<b>103</b>	<b>Max Fiedler</b>	<b>2019-present</b>
7.	102	Chris Mullins	2018-21
8.	101	Jason McKrieth	2001-05
9.	98	Adam Peakes	1991-95
10.	94	Ako Adams	2016-20
<b>11.</b>	<b>93</b>	<b>Travis Eevee</b>	<b>2020-present</b>
12.	92	Patrick Britton	2004-08
13.	86	Mike Wilks	1997-2001
	86	Connor Frizzelle	2008-12
	86	Marcus Jackson	2013-17
16.	85	Michael Harris	2001-05
17.	84	Andy Gilchrist	1985-89
	84	Robert Johnson	1995-99
19.	83	Torrey Andrews	1990-94
	83	J.J. Polk	1994-97
	83	Arsalan Kazemi	2009-12

### Minutes Played

**Season:** 1,201, Egor Koulechov, 2016-17

**Career:** 4,118, Tamir Jackson, 2009-13

#### Season

1.	1,201	Egor Koulechov	2016-17
<b>2.</b>	<b>1,186</b>	<b>Travis Eevee</b>	<b>2022-23</b>
3.	1,176	Quincy Olivari	2022-23
4.	1,114	Mike Wilks	2000-01
5.	1,112	Carl Pierre	2021-22
6.	1,108	Marcus Evans	2016-17
7.	1,104	Ricky Pierce	1981-82
8.	1,101	Egor Koulechov	2015-16
9.	1,090	Tamir Jackson	2012-13
10.	1,085	Dana Hardy	1990-91
	1,085	Seth Gearhart	2014-15
<b>12.</b>	<b>1,080</b>	<b>Cameron Sheffield</b>	<b>2022-23</b>
13.	1,075	Max Guercy	2015-16
14.	1,073	Marcus Evans	2015-16
15.	1,069	Morris Almond	2006-07
16.	1,068	Travis Eevee	2021-22
<b>17.</b>	<b>1,065</b>	<b>Max Fiedler</b>	<b>2022-23</b>
18.	1,064	Tamir Jackson	2010-11
19.	1,058	Robert Johnson	1998-99
20.	1,055	Max Guercy	2014-15

#### Career

1.	4,118	Tamir Jackson	2009-13
2.	4,034	Max Guercy	2012-16
3.	3,997	Dana Hardy	1988-92
4.	3,614	Brent Scott	1989-93
5.	3,537	Connor Frizzelle	2008-12
6.	3,481	Mike Wilks	1997-2001
7.	3,470	Michael Harris	2001-05
8.	3,466	Elbert Darden	1975-79
9.	3,372	Jason McKrieth	2001-15
10.	3,273	Adam Peakes	1991-95
11.	3,236	Greg Hines	1983-87
12.	3,198	Chris Mullins	2018-22
13.	3,172	D'Wayne Tanner	1986-90
14.	3,171	Robert Johnson	1995-99
15.	3,084	Ako Adams	2016-20
16.	3,083	Marvin Moore	1989-93
<b>17.</b>	<b>3,061</b>	<b>Travis Eevee</b>	<b>2020-present</b>
18.	3,056	Torrey Andrews	1990-94
19.	2,942	Patrick Britton	2004-08
20.	2,941	Rodney Foster	2005-09

# Rice Individual Records

## MISCELLANEOUS

### Triple-Doubles

#### Career Triple-Double Leader

1.	1	Jason McCreith vs. SMU	D30, 2004
		15 points, 14 rebounds, 10 assists	

**Max Fiedler at UTSA J16, 2023**  
**24 points, 13 rebounds 11 assists**

### Double-Doubles

#### Single-Season Double-Double Leaders

1.	22	Michael Harris	2004-05
2.	18	Arsalan Kazemi	2010-11
	18	Arsalan Kazemi	2011-12
4.	17	Brent Scott	1990-91
5.	13	Michael Harris	2003-04
	13	Egor Koulechov	2016-17
7.	12	Adam Peakes	1994-95
	12	Michael Harris	2001-02
9.	11	Tony Barnett	1984-85
	11	Brent Scott	1992-93
	11	Jarvis Kelley Sanni	1997-98
	11	Sean Obi	2013-14
13.	10	Brent Scott	1989-90
	10	Brent Scott	1991-92
15.	9	Arsalan Kazemi	2009-10
	9	Max Fiedler	2021-22
17.	8	Ricky Pierce	1979-80
	8	Michael Harris	2002-03
	8	Paulius Packevicius	2007-08
	8	Max Fiedler	2020-21
	8	Max Fiedler	2022-23

#### Career Double-Double Leaders

1.	55	Michael Harris	2001-05
2.	48	Brent Scott	1989-93
3.	45	Arsalan Kazemi	2009-12
4.	25	Max Fiedler	2019-present
5.	21	Adam Peakes	1991-95
6.	20	Egor Koulechov	2015-17
7.	19	Ricky Pierce	1979-82
8.	15	Jarvis Kelley Sanni	1996-98
	15	Alex Bougaieff	1996-2000
10.	14	Kenny Austin	1979-83
	14	Tony Barnett	1982-85
	14	Shaun Igo	1993-97
13.	13	Kenneth Rourke	1988-92
14.	11	Morris Almond	2003-07
	11	Sean Obi	2013-14
16.	10	Andy Gilchrist	1985-89
17.	9	Frank Jackson	1974-78
	9	Terrence Cashaw	1982-86
	9	Torrey Andrews	1990-94
20.	8	Paulius Packevicius	2004-08

#### Career 30/30 Leaders

1	1	Joe Durrenberger	1953-56
		(30+ points & 30+ rebounds)	

#### Career 40/10 Leaders

1.	1	Morris Almond, 2004-07
	1	Ricky Pierce, 1980-82
		(40+ points & 10+ rebounds)

#### Career 30/10 Leaders

1.	4	Michael Harris	2001-05
	4	Morris Almond	2003-07
3.	3	Ricky Pierce	1979-82
4.	2	Torrey Andrews	1990-94
	2	Shaun Igo	1993-97
	2	Egor Koulechov	2015-17
7.	1	Tony Barnett	1982-85
	1	Brent Scott	1989-93
	1	Tommy McGhee	1992-96
	1	Seth Gearhart	2011-15
	1	Max Fiedler	2019-present
	1	Quincy Olivari	2019-23
	1	Carl Pierre	2021-22

#### Career 20/10 Leaders (Since 1977)

1.	22	Brent Scott	1989-93
2.	21	Michael Harris	2001-05
3.	10	Jarvis Kelley Sanni	1996-98
4.	9	Ricky Pierce	1979-82
5.	8	Egor Koulechov	2015-17
6.	7	Adam Peakes	1991-95
7.	6	Arsalan Kazemi	2009-12
8.	4	Max Fiedler	2019-present
9.	3	Shaun Igo	1993-97
	3	Morris Almond	2003-07
11.	2	Kenny Austin	1979-83
	2	Terrence Cashaw	1982-86
	2	Kenneth Rourke	1988-92
	2	Torrey Andrews	1990-94
	2	Sean Obi	2013-14
	2	Robert Martin	2016-20
	2	Quincy Olivari	2019-23

#### Season Double-Double Averages (Overall)

Gene Schwinger	20.1 ppg	11.9 rpg	1952-53
Gene Schwinger	21.6 ppg	12.3 rpg	1953-54
Joe Durrenberger	13.6 ppg	11.7 rpg	1954-55
Joe Durrenberger	15.6 ppg	12.3 rpg	1955-56
Temple Tucker	22.1 ppg	12.7 rpg	1955-56
Temple Tucker	15.1 ppg	10.5 rpg	1956-57
Tom Robitaille	18.7 ppg	10.2 rpg	1958-59
Kendall Rhine	13.7 ppg	11.7 rpg	1961-62
Kendall Rhine	23.3 ppg	13.8 rpg	1962-63
Kendall Rhine	24.3 ppg	13.9 rpg	1963-64
Brent Scott	16.9 ppg	10.1 rpg	1990-91
Michael Harris	20.6 ppg	11.7 rpg	2004-05
Arsalan Kazemi	15.2 ppg	11.0 rpg	2010-11
Arsalan Kazemi	12.1 ppg	10.3 rpg	2011-12

#### Career Double-Double Averages (Overall)

Gene Schwinger	18.2 ppg	11.1 rpg	1951-54
Temple Tucker	16.9 ppg	10.7 rpg	1955-56
Kendall Rhine	20.5 ppg	13.2 rpg	1961-64
Arsalan Kazemi	12.6 ppg	10.1 rpg	2009-12

# Rice Individual Records

## CLASS RECORDS

### Freshmen

Points		
1.	685	Marcus Evans 2015-16
2.	427	Brent Scott 1989-90
3.	416	David Willie 1987-88

Field Goals Made		
1.	223	Marcus Evans 2015-16
2.	176	Elbert Darden 1975-76
3.	174	Frank Thomas 1976-77

Field Goals Attempted		
1.	474	Marcus Evans 2015-16
2.	395	Frank Thomas 1976-77
3.	382	Elbert Darden 1975-76

Field Goal Percentage		
1.	.598	Quentin Millora-Brown 2018-19
2.	.591	Sean Obi 2013-14
3.	.572	Michael Harris 2001-02

Three-Point Field Goals Made		
1.	80	David Willie 1987-88
2.	64	Trey Murphy III 2018-19
3.	59	Bishop Mency 2014-15

Three-Point Field Goals Attempted		
1.	207	David Willie 1987-88
2.	174	Bishop Mency 2014-15
3.	170	Marcus Evans 2015-16

Three-Point Field Goal Percentage		
1.	.421	Trey Murphy III 2018-19
2.	.420	Dana Hardy 1988-89
3.	.389	Marvin Moore 1989-90

Free Throws Made		
1.	187	Marcus Evans 2015-16
2.	108	Chris Mullins 2018-19
3.	100	Arsalan Kazemi 2009-10

Free Throws Attempted		
1.	235	Marcus Evans 2015-16
2.	166	Brent Scott 1989-90
3.	164	Arsalan Kazemi 2009-10

Free Throw Percentage		
1.	.866	Connor Frizzelle 2008-09
2.	.820	Torrey Andrews 1990-91
3.	.810	Robert Shaw 1979-80

Rebounds		
1.	279	Sean Obi 2013-14
2.	272	Arsalan Kazemi 2009-10
3.	248	Michael Harris 2001-02

Assists		
1.	144	Dylan Ennis 2011-12
2.	114	James Simmons 1974-75
3.	110	Bobby Tudor 1978-79

Steals		
1.	69	Marcus Evans 2015-16
2.	53	Tamir Jackson 2009-10
3.	49	Elbert Darden 1975-76

Blocks		
1.	40	Dave Louwarse 1974-75
2.	37	Quentin Millora-Brown 2018-19
3.	36	Marquez Letcher-Ellis 2015-16

### Sophomores

Points		
1.	665	Marcus Evans 2016-17
2.	535	Egor Koulechov 2015-16
3.	531	Temple Tucker 1955-56

Field Goals Made		
1.	202	Temple Tucker 1955-56
	202	Ricky Pierce 1979-80
3.	200	Brent Scott 1990-91

Field Goals Attempted		
1.	464	Marcus Evans 2016-17
2.	421	Ricky Pierce 1979-80
3.	420	Egor Koulechov 2015-16

Field Goal Percentage		
1.	<b>.675</b>	<b>Max Fiedler 2020-21</b>
2.	.623	Michael Harris 2002-03
3.	.580	Brent Scott 1990-91

Three-Point Field Goals Made		
1.	88	Quincy Olivari 2020-21
2.	86	Marcus Evans 2016-17
3.	85	Marcus Jackson 2014-15

Three-Point Field Goals Attempted		
1.	234	Egor Koulechov 2015-16
2.	229	Marcus Evans 2016-17
3.	215	Quincy Olivari 2020-21

Three-Point Field Goal Percentage		
1.	.419	Cory Pflieger 2006-07
2.	.409	Quincy Olivari 2020-21
3.	.406	Brock Gillespie 2002-03

Free Throws Made		
1.	195	Arsalan Kazemi 2010-11
2.	185	Marcus Evans 2016-17
3.	134	Tamir Jackson 2010-11

Free Throws Attempted		
1.	271	Arsalan Kazemi 2010-11
2.	235	Marcus Evans 2016-17
3.	202	Temple Tucker 1955-56

Free Throw Percentage		
1.	.918	Tom Myer 1968-69
2.	.889	Greg Williams 1966-67
3.	.861	Egor Koulechov 2015-16

Rebounds		
1.	351	Arsalan Kazemi 2010-11
2.	305	Temple Tucker 1955-56
3.	302	Brent Scott 1990-91

Assists		
1.	131	Marcus Evans 2016-17
2.	128	D'Wayne Tanner 1987-88
3.	120	J.J. Polk 1994-95

Steals		
1.	61	D'Wayne Tanner 1987-88
2.	57	Mike Wilks 1998-99
3.	41	Tamir Jackson 2010-11

Blocks		
1.	54	Omar Oraby 2011-12
2.	36	Marquez Letcher-Ellis 2016-17
3.	26	Arsalan Kazemi 2010-11

### Juniors

Points		
1.	637	Egor Koulechov 2016-17
2.	612	Morris Almond 2005-06
3.	578	Michael Harris 2003-04

Field Goals Made		
1.	230	Ricky Pierce 1980-81
2.	227	Kendall Rhine 1962-63
3.	224	Morris Almond 2005-06

Field Goals Attempted		
1.	468	Kendall Rhine 1962-63
2.	448	Morris Almond 2005-06
3.	444	Ricky Pierce 1980-81

Field Goal Percentage		
1.	.638	Josh Parrish 2019-20
2.	.630	Andrew Drone 2015-16
3.	.608	Doug McKendrick 1964-65

Three-Point Field Goals Made		
1.	81	Egor Koulechov 2016-17
2.	72	Austin Ramljak 2012-13
	72	Ako Adams 2018-19

Three-Point Field Goals Attempted		
1.	193	Austin Ramljak 2012-13
	193	Marcus Jackson 2016-17
3.	190	Ako Adams 2018-19

Three-Point Field Goal Percentage		
1.	.474	Egor Koulechov 2016-17
2.	.453	Tommy McGhee 1994-95
3.	.444	Morris Almond 2005-06

Free Throws Made		
1.	154	Doug McKendrick 1964-65
2.	150	Charles Daniels 1974-75
3.	140	Egor Koulechov 2016-17

Free Throws Attempted		
1.	207	Temple Tucker 1956-57
2.	206	Charles Daniels 1974-75
3.	199	Gene Schwinger 1952-53

Free Throw Percentage		
1.	.905	Ako Adams 2018-19
2.	.901	Connor Frizzelle 2010-11
3.	.880	Anthony DeCello 1979-80

Rebounds		
1.	340	Arsalan Kazemi 2011-12
2.	319	Kendall Rhine 1962-63
3.	312	Egor Koulechov 2016-17

Assists		
1.	170	Lorenzo Williams 2005-06
2.	145	Max Guercy 2014-15
3.	135	Dana Hardy 1990-91

Steals		
1.	94	D'Wayne Tanner 1988-89
2.	69	Arsalan Kazemi 2011-12
3.	59	Jason McKrieth 2003-04

Blocks		
1.	45	Yamar Diene 2002-03
2.	36	Alex Bougaieff 1998-99
3.	34	Shaun Igo 1995-96

### Seniors

Points		
1.	824	Morris Almond 2006-07
2.	805	Ricky Pierce 1981-82
3.	639	Michael Harris 2004-05

Field Goals Made		
1.	314	Ricky Pierce 1981-82
2.	263	Morris Almond 2006-07
3.	243	Kendall Rhine 1963-64

Field Goals Attempted		
1.	614	Ricky Pierce 1981-82
2.	544	Morris Almond 2006-07
3.	520	Gene Schwinger 1953-54

Field Goal Percentage		
1.	.634	Doug McKendrick 1965-66
2.	.623	Frank Jackson 1977-78
3.	.608	Michael Harris 2004-05

Three-Point Field Goals Made		
1.	89	Austin Ramljak 2013-14
2.	83	Robert Johnson 1998-99
3.	82	Omar-Seli Mance 2002-03

Three-Point Field Goals Attempted		
1.	230	Robert Johnson 1998-99
2.	225	Austin Ramljak 2013-14
3.	215	Ako Adams 2019-20

Three-Point Field Goal Percentage		
1.	.456	Morris Almond 2006-07
2.	.450	Tommy McGhee 1995-96
3.	.440	Rodney Foster 2008-09

Free Throws Made		
1.	241	Morris Almond 2006-07
2.	177	Ricky Pierce 1981-82
3.	168	Mike Wilks 2000-01

Free Throws Attempted		
1.	285	Morris Almond 2006-07
2.	266	Gene Schwinger 1953-54
3.	223	Ricky Pierce 1981-82

Free Throw Percentage		
1.	.910	Ako Adams 2018-19
2.	.871	Perry Gaudet 1972-73
3.	.864	Mike Inselmann 1964-65

Rebounds		
1.	363	Michael Harris 2004-05
2.	344	Gene Schwinger 1953-54
3.	334	Kendall Rhine 1963-64

Assists		
1.	182	Max Guercy 2015-16
2.	159	Rashid Smith 2003-04
3.	152	Dana Hardy 1991-92

Steals		
1.	95	D'Wayne Tanner 1989-90
2.	66	Tony Barnett 1984-85
3.	64	Rashid Smith 2003-04

Blocks		
1.	37	Yamar Diene 2003-04
	37	Michael Harris 2004-05
2.	27	Tony Barnett 1984-85

# Rice Team Records

## Points

**Game:** 118 vs. Paul Quinn (N11, 2007)

**Season:** 2,853 in 2017

**Season Average:** 83.4 in 1971

### Game

1.	118 vs. Paul Quinn	N11, 2007
2.	113 vs. Grambling State	D6, 2004
3.	111 vs. Tulsa	F14, 2004
4.	110 vs. Texas A&M	D28, 1955
	110 vs. Northwestern State	D17, 2022
6.	109 vs. Louisiana College	D14, 2011
	109 vs. Evansville	N22, 2021
	109 vs. Jarvis Christian	D19, 2022
9.	108 vs. Corpus Christi	J9, 1971
10.	107 vs. Alcorn State	N30, 1988

### Season

1.	2,853	35 games	2016-17
2.	2,693	35 games	2022-23
3.	2,446	33 games	2003-04
	2,446	33 games	2021-22
5.	2,438	35 games	2011-12
6.	2,427	32 games	2015-16
7.	2,372	31 games	1991-92
8.	2,367	32 games	2018-19
9.	2,363	32 games	2019-20
10.	2,301	31 games	2004-05

### Season Average

1.	83.4	26 games	1970-71
2.	81.5	35 games	2016-17
3.	80.3	24 games	1963-64
4.	80.2	23 games	1965-66
5.	78.9	24 games	1955-56
6.	77.5	28 games	1992-93
7.	76.9	35 games	2022-23
8.	76.6	24 games	1968-69
9.	76.5	31 games	1991-92
10.	76.2	25 games	1969-70

## Field Goals

**Game:** 45 vs. Texas (F4, 1958)

**Season:** 956 in 2023

### Game

1.	45 vs. Texas	F4, 1958
2.	43 vs. Paul Quinn College	N11, 2006
	43 vs. Jarvis Christian	D19, 2022
4.	42 vs. Dallas	D30, 2003
5.	40 at Houston	F17, 1985
	40 vs. St. Edward's	D18, 2002

### Season

1.	956	35 games	2022-23
2.	946	35 games	2016-17
3.	868	33 games	2021-22
4.	867	33 games	2003-04
5.	862	26 games	1970-71
6.	859	30 games	1990-91
	859	35 games	2011-12
8.	854	31 games	1991-92
9.	849	31 games	2004-05
10.	817	29 games	1993-94

## Field Goal Attempts

**Game:** 98 vs. Texas A&M (F24, 1990)

**Season:** 2,049 in 2017

### Game

1.	98 vs. Texas A&M	F24, 1990
2.	89 vs. Houston	F7, 1976
3.	86 at Arkansas	M3, 1990
4.	83 vs. Trinity	J12, 1987
	83 at TCU	J19, 1994

### Season

1.	2,052	35 games	2022-23
2.	2,049	35 games	2016-17
3.	1,920	28 games	1973-74
4.	1,901	32 games	2015-16
5.	1,892	33 games	2021-22
6.	1,873	27 games	1975-76
7.	1,867	32 games	2018-19
8.	1,858	28 games	1989-90
9.	1,851	32 games	2019-20
10.	1,828	33 games	2003-04

## Field Goal Percentage

**Game:** .717 vs. Paul Quinn College (N14, 2006)

**Season:** .492 in 1967

### Game

1.	.717 vs. Paul Quinn College	N14, 2006
2.	.677 vs. Dallas	D30, 2003
3.	.667 vs. Mary-Hardin Baylor	D19, 1985
4.	.659 at Fairfield	D30, 1991
5.	.646 vs. Pacific	N22, 1991
6.	.638 at Sam Houston State	D1, 1993
	.638 vs. St. Edward's	D5, 2015
8.	.636 vs. Austin College	D12, 1983
9.	.633 at Omaha	N19, 2016
10.	.629 vs. Alcorn State	N30, 1988

### Season

1.	.492	24 games	1966-67
2.	.488	26 games	1970-71
3.	.485	30 games	1981-82
4.	.482	30 games	1990-91
5.	.481	31 games	2004-05
	.481	24 games	1968-69
7.	.477	31 games	1991-92
8.	.474	28 games	1992-93
	.474	33 games	2003-04
10.	.472	28 games	1988-89

## 3-Point Field Goals Made

**Game:** 18 vs. Rider (N29, 2013)

18 vs. UTSA (J25, 2020)

**Season:** 326 in 2017

### Game

1.	18 vs. Rider	N29, 2013
	18 vs. UTSA	J25, 2020
3.	16 vs. Southern Miss	F11, 2009
	16 vs. Old Dominion	J26, 2017
	16 vs. Jarvis Christian	D4, 2021
	16 vs. Jarvis Christian	D19, 2022
7.	15 at North Texas	J31, 2015
	15 at Texas Tech	D3, 2016
	15 vs. North Texas	F1, 2020
	15 at Houston Baptist	D11, 2021

### Season

1.	326	35 games	2016-17
2.	317	32 games	2019-20
3.	308	35 games	2022-23
4.	297	933 games	2021-22
5.	289	32 games	2014-15
6.	286	28 games	2020-21
7.	277	32 games	2018-19
8.	260	31 games	2017-18
9.	237	30 games	2013-14
10.	229	31 games	2012-13

## 3-Point Field Goals Attempted

**Game:** 42 vs. Old Dominion (J15, 2021)

**Season:** 934 in 2020

### Game

1.	42 Old Dominion	Jan. 15, 2021
2.	38 vs. St. Thomas	D19, 2019
	38 at Houston Baptist	D5, 2020
	38 vs. St. Thomas	N10, 2022
5.	37 vs. St. Thomas	D18, 2014
	37 vs. Old Dominion	J4, 2018
	37 at Florida Atlantic	F22, 2018
	37 vs. Old Dominion	F13, 2020
9.	36 vs. Southern	D8, 1987
	36 vs. Omaha	D21, 2018
	36 vs. Houston Christian	N21, 2022

### Season

1.	934	32 games	2019-20
2.	875	35 games	2022-23
3.	840	35 games	2016-17
4.	818	31 games	2017-18
5.	803	33 games	2021-22
6.	800	28 games	2020-21
7.	798	32 games	2014-15
8.	797	32 games	2018-19
9.	733	30 games	2013-14
10.	716	32 games	2015-16

## 3-Point FG Percentage

**Game:** .818 (9 of 11) vs. Texas (J6, 1996)

.818 (9 of 11) vs. Tulsa (J11, 1998)

**Season:** .389 (203-522), 2007

### Game

1.	.818 (9-11) at Texas	J6, 1996
	.818 (9-11) vs. Tulsa	J11, 1998
3.	.800 (8-10) at Southern Miss	J25, 2006
4.	.769 (10-13) vs. Baylor	J30, 1991
5.	.750 (6-8) at Texas	F4, 1992
6.	.714 (10-14) vs. Texas A&M	J26, 1991
	.714 (10-14) at Navy	D23, 2002
8.	.700 (7-10) vs. San Jose State	J31, 2004
	.700 (7-10) vs. Idaho St.	D29, 1995
9.	.692 (9-13) vs. Grambling State	D6, 2004
	.692 (9-13) at TCU	J19, 1994
	.692 (9-13) vs. Stephen F. Austin St.	D1, 1998

### Season

1.	.389	203-of-522	2006-07
2.	.388	326-of-840	2016-17
3.	.386	182-of-471	2002-03
4.	.382	218-of-570	2008-09
5.	.381	130-of-341	1995-96
6.	.381	168-of-441	1991-92
7.	.374	147-of-393	1990-91
8.	.370	297-of-803	2021-22
9.	.369	100-of-271	2000-01
10.	.366	120-of-328	1993-94

## Free Throws Made

**Game:** 42 vs. Texas (J5, 1993)

**Season:** 635 in 2017

### Game

1.	42 at Texas (J5, 1993)
2.	38 at Arkansas (F19, 1957)

### Season

1.	635	35 games	2016-17
2.	591	28 games	1992-93
3.	573	32 games	2015-16
4.	541	33 games	2003-04
5.	534	28 games	1953-54
6.	530	32 games	2010-11

# Rice Team Records

7.	529	28 games	1973-74
8.	525	35 games	2011-12
9.	500	32 games	2018-19
10.	496	31 games	1991-92

## Free Throw Attempts

**Game:** 55 at Texas (J5, 1993)

**Season:** 858 in 2017

### Game

1.	55 at Texas	J5, 1993
2.	50 vs. Texas	J30, 1993
3.	49 at Texas State	D5, 2007
	49 vs. Tulsa	F14, 2004
5.	48 vs. Duquesne	D4, 1990
6.	47 vs. Utah	D3, 2005
	47 vs. LSU	D29, 2010
8.	46 vs. Missouri-Rolla	N23, 1998
	46 vs. Texas	M12, 1993
	46 at Vanderbilt	N30, 1979
	46 vs. Texas	M12, 1993
	46 vs. Missouri-Rolla	N23, 1998
	46 at Stephen F. Austin	D9, 2017

### Season

1.	858	35 games	2016-17
2.	828	28 games	1992-93
3.	790	24 games	1956-57
4.	773	32 games	2015-16
5.	768	35 games	2011-12
6.	767	24 games	1955-56
7.	762	33 games	2003-04
8.	745	28 games	1953-54
9.	743	28 games	1973-74
10.	733	32 games	2010-11

## Free Throw Percentage

**Game:** 1.000, four times

**Season:** .761 in 1967

### Game (min. 10 attempts)

1.	1.000 (18-of-18) at Florida Atlantic	F21, 2015
	1.000 (15-of-15) at UAB	F12, 2011
	1.000 (14-of-14) at TCU	F13, 1993
	1.000 (13-of-13) at Pan American	D21, 1974
5.	.944 (17-of-18) at WKU	D29, 2022

### Season

1.	.761	496-of-648	1966-67
2.	.741	573-of-773	2015-16
3.	.740	472-of-638	1967-68
	.740	635-of-858	2016-17
5.	.739	420-of-568	1979-80
	.739	405-of-548	2014-15
7.	.738	421-of-570	1964-65
	.738	473-of-641	2022-23
9.	.737	463-of-628	2002-03
10.	.732	336-of-459	1972-73

## Rebounds

**Game:** 71 vs. TCU (F29, 1964)

**Season:** 1,332 in 2016-17

### Game

1.	71 vs. TCU	F29, 1964
----	------------	-----------

### Season

1.	1,332	35 games	2016-17
2.	1,294	24 games	1955-56
3.	1,260	28 games	1973-74
4.	1,257	35 games	2011-12
5.	1,224	32 games	2018-19
6.	1,220	35 games	2022-23
7.	1,211	24 games	1963-64
8.	1,174	33 games	2021-22
9.	1,165	28 games	1989-90

10.	1,158	31 games	1991-92
-----	-------	----------	---------

### Rebounds per Game

1.	53.9	24 games	1955-56
2.	50.4	24 games	1963-64
3.	47.1	23 games	1962-63
4.	46.9	23 games	1960-61
5.	45.9	23 games	1961-62
6.	45.0	28 games	1973-74
7.	44.4	24 games	1958-59
8.	44.0	24 games	1957-58
9.	43.3	26 games	1971-72
10.	42.6	23 games	1965-66

## Assists

**Game:** 31 vs. Jarvis Christian (D19, 2022)

**Season:** 533 in 2022-23

### Game

1.	31 vs. Jarvis Christian	D19, 2022
2.	29 vs. Dallas	D30, 2004
	29 vs. Jarvis Christian	F8, 2022
4.	28 at Houston	J11, 1975
	28 vs. Alcorn State	N30, 1988
	28 at Northern Illinois	D28, 1988
	28 at Sam Houston State	D1, 1993
	28 vs. Paul Quinn College	N14, 2006
9.	27 vs. Nevada	D10, 1988
	27 at Texas A&M	J24, 1990
	27 vs. Lamar	N20, 2001
	27 vs. St. Edward's	D18, 2002
	27 vs. North American	D15, 2022

### Season

1.	533	35 games	2022-23
2.	519	33 games	2021-22
3.	513	35 games	2011-12
4.	509	28 games	1988-89
5.	502	31 games	1991-92
6.	493	31 games	2004-05
7.	492	33 games	2003-04
8.	484	35 games	2016-17
9.	474	30 games	1990-91
10.	463	29 games	2002-03

### Assists per Game

1.	18.2	28 games	1988-89
2.	16.2	31 games	1991-92
3.	16.0	29 games	2002-03
4.	15.9	31 games	2004-05
5.	15.8	30 games	1990-91
6.	15.7	33 games	2021-22
7.	15.6	28 games	1989-90
	15.6	29 games	1993-94
9.	15.3	27 games	1996-97
10.	15.2	27 games	1987-88
	15.2	35 games	2022-23

## Steals

**Game:** 24 vs. Angelo State (D1, 1979)

**Season:** 275, 2003-04

### Game

1.	24 vs. Angelo State	D1, 1979
----	---------------------	----------

### Season

1.	275	33 games	2003-04
2.	257	35 games	2011-12
3.	244	29 games	2002-03
4.	229	31 games	2009-10
5.	222	32 games	2006-07
6.	221	35 games	2016-17
7.	217	32 games	2010-11
8.	216	28 games	2005-06
9.	215	30 games	1981-82
10.	214	31 games	1991-92

### Steals per Game

1.	8.4	29 games	2002-03
2.	8.3	33 games	2003-04
3.	7.7	28 games	2005-06
4.	7.5	28 games	1988-89
5.	7.4	28 games	1989-90
	7.4	27 games	1996-97
	7.4	31 games	2009-10
8.	7.3	35 games	2011-12
9.	7.2	30 games	1981-82
10.	6.9	28 games	1985-86
	6.9	31 games	1991-92
	6.9	32 games	2006-07

## Blocked Shots

**Game:** 11 vs. Murray State (F19, 2005)

**Season:** 159, 2012

### Game

1.	11 vs. Murray State	F19, 2005
2.	10 at FIU	F9, 2017
3.	9 vs. Navy	D22, 2004
	9 vs. New Orleans	N12, 2011
5.	8 vs. Houston	J26, 2011
	8 vs. Marshall	J7, 2012
	8 at San Francisco	N16, 2015
	8 at Texas State	N28, 2018
	8 vs. Penn	N9, 2019

### Season

1.	159	35 games	2011-12
2.	127	35 games	2016-17
3.	125	31 games	2004-05
4.	115	29 games	2001-02
5.	114	33 games	2003-04
6.	104	32 games	2018-19
7.	97	29 games	2002-03
8.	94	27 games	1996-97
9.	93	30 games	2007-08
10.	92	32 games	2006-07

### Blocks per Game

1.	4.5	35 games	2011-12
2.	4.0	29 games	2001-02
	4.0	31 games	2004-05
4.	3.7	35 games	2016-17
5.	3.5	27 games	1996-97
	3.5	33 games	2003-04
7.	3.3	29 games	2002-03
	3.3	32 games	2018-19
9.	3.2	26 games	1974-75
10.	3.1	30 games	2007-08

## Personal Fouls

**Game:** 41 vs. Oregon (D30, 1977)

**Season:** 696 (34 DQ), 1973-74

### Game

1.	41 at Oregon	D30, 1977
2.	33 vs. Texas	N29, 2009
3.	32 at Colorado	N22, 2001
4.	31 at Nevada	M3, 2003
	31 vs. Gonzaga	N14, 2006
6.	30 at Tulsa	F8, 2001

### Season

1.	696	28 games	1973-74
2.	671	35 games	2016-17
3.	626	32 games	2006-07
4.	622	30 games	2007-08
5.	617	35 games	2011-12
6.	616	30 games	2000-01
7.	615	31 games	2009-10
8.	611	33 games	2003-04
9.	606	32 games	2014-15

# Rice Team Records

10. 605 29 games 2001-02

## Disqualifications - Season

1. 48 356 personal fouls 1965-66

## Streaks & Margins

### Most Games in a Season

1.	35	2011-12
	35	2016-17
	35	2022-23
4.	33	2003-04
	33	2021-22
6.	32	2008-09
	32	2006-07
	32	2010-11
	32	2014-15
	32	2015-16
	32	2018-19
	32	2019-20

### Most Wins in a Season

1.	25	25-4	1939-40
2.	23	23-5	1953-54
	23	23-12	2016-17
4.	22	22-5	1941-42
	22	22-11	2003-04
6.	20	20-3	1934-35
	20	20-4	1953-54
	20	20-11	1991-92

### Consecutive Wins

1.	17	D29, 1944 to D21, 1945
2.	16	J15, 1944 to D28, 1944
3.	15	F17, 1941 to J10, 1942
4.	12	F4, 1915 to F11, 1916
5.	11	M1, 1955 to D30, 1955
6.	10	M3, 1934 to J10, 1935
	10	J19, 1935 to D18, 1935
	10	D1, 1953 to J5, 1954

### Fewest Losses in a Season

1.	1	8-1	1914-15
	1	20-1	1944-45
3.	3	20-3	1934-35
4.	4	10-4	1917-18
	4	25-4	1939-40

### Most Losses in a Season

1.	27	3-27	2007-08
2.	26	5-26	2012-13
3.	24	3-24	1975-76
	24	7-24	2017-18
5.	23	7-23	2013-14
	23	8-23	2009-10

### Consecutive Losses

1.	28	F2, 1965 to F18, 1966
2.	24	J18, 1926 to J28, 1928
3.	21	D31, 2003 to N20, 2008
4.	18	D18, 1975 to F17, 1976
5.	15	D22, 1999 to F24, 2000

### Most Conference Wins in a Season

1.	12	12-0	SWC	1944-45
	12	12-6	WAC	2003-04
	12	12-6	WAC	2004-05
4.	11	11-1	SWC	1943-44
	11	11-3	SWC	1992-93
	11	11-7	WAC	2002-03
	11	11-7	C-USA	2016-17
8.	10	10-2	SWC	1939-40
	10	10-2	SWC	1941-42
	10	10-4	SWC	1969-70

### Longest Winning Streak

1.	16 games	J15, 1944 to D27, 1944
	16 games	D29, 1944 to D19, 1945
3.	15 games	F17, 1941 to J7, 1942

4. 12 games F4, 1915 to F8, 1916

5. 11 games M1, 1955 to D29, 1955

### Longest Losing Streak

1.	28 games	F2, 1965 to F15, 1966
2.	24 games	J18, 1926 to J23, 1928
3.	21 games	D31, 2007 to N15, 2008
4.	18 games	D18, 1975 to F11, 1976
5.	15 games	D22 1999, to F19, 2000
6.	11 games	J15 1972 to F22, 1972
	11 games	F2, 2013 to M13, 2013

### Largest Combined Score

1.	216	Arkansas 113, Rice 103	M4, 1972
2.	215	Baylor 119, Rice 96	J30, 1971
3.	214	Rice 111, Tulsa 103 <sup>2OT</sup>	F14, 2004
4.	213	Rice 109, Evansville 104 <sup>3OT</sup>	N22, 2021
5.	201	SMU 112, Rice 89	F5, 1966
6.	200	Rice 103, Texas 97	M5, 1992

### Margin of Victory

1.	73	Rice 95, Baylor 22	1945
2.	59	Rice 113, Grambling State 54	D6, 2004
3.	58	Rice 106, St. Edward's	D18, 2002
	58	Rice 109, Louisiana College 51	D14, 2011
5.	52	Rice 94, Trinity 42	J12, 1987
	52	Rice 118, vs. Paul Quinn	N14, 2006

### Most Points Scored in a Half

1.	64 (2nd) vs. Paul Quinn College	N14, 2006
	64 (2nd) vs. North Texas	J14, 2017
3.	63 (2nd) vs. Northwestern State	N17, 2018
4.	62 (2nd) vs. Southwestern [Kan.]	D30, 1986
	62 (2nd) vs. Texas A&M	F24, 1990
5.	60 (2nd) vs. Texas A&M	M6, 1993

### Most Points Allowed in a Half

1.	66 (2nd) at Charlotte	F13, 2016
2.	65 (2nd) at Texas	J27, 1990
3.	62 (1st) vs. Southern	D8, 1987
	62 (1st) at Arkansas	F27, 1988
	62 (2nd) vs. Northwestern State	D17, 2022
6.	60 (2nd) vs. Texas	M5, 1995
	60 (1st) at UTEP	F5, 2004

### Largest Single-Season Improvement

1.	+15	From 10-11 to 25-4	1938-39 to 1939-40
2.	+14	From 6-6 to 20-3	1933-34 to 1934-35
3.	+12	From 6-22 to 18-10	1997-98 to 1998-99
4.	+11	From 12-20 to 23-12	2015-16 to 2016-17
5.	+9	From 10-12 to 19-5	1954-55 to 1955-56
	+9	From 10-19 to 19-10	2001-02 to 2002-03

# 100-Point Games

## Rice's 100-Point Games

	Rice	Opp	W/L	Opponent	Site	Date
1.	118	66	W	Paul Quinn	Home	N11, 2006
2.	113	54	W	Grambling State	Home	D6, 2004
3.	111	103	W <sup>2ot</sup>	Tulsa	Home	F14, 2004
4.	110	81	W	Texas A&M	Home	D28, 1955
	110	73	W	Northwestern State	Home	D17, 2022
6.	109	51	W	Louisiana College	Home	D14, 2011
	109	104	W <sup>3ot</sup>	Evansville	Neutral	N22, 2021
	109	64	W	Jarvis Christian	Home	D19, 2022
9.	108	84	W	Corpus Christi	Home	J9, 1971
10.	107	74	W	Alcorn State	Home	N30, 1988
11.	106	48	W	St. Edward's	Home	D18, 2002
12.	104	75	W	Trinity	Home	J26, 1963
	104	86	W	TCU	Home	F29, 1964
14.	103	113	L	Arkansas	Home	M4, 1972
	103	97	W	Texas	Home	M5, 1992
	103	70	W	St. Thomas	Home	D19, 2019
	103	64	W	Our Lady of the Lake	Neutral	N28, 2020
18.	102	68	W	Texas	Home	F4, 1958
	102	81	W	Florida State	Home	D11, 1963
	102	60	W	Texas Lutheran	Home	D7, 1981
	102	96	W	Baylor	Home	J30, 1991
	102	76	W	TCU	Away	J19, 1994
	102	79	W	Dallas	Home	D30, 2003
	102	74	W	Northwestern State	Home	N17, 2018
25.	101	89	W	Trinity	Home	J30, 1964
	101	79	W	Texas A&M	Home	F11, 1967
	101	82	W	Corpus Christi	Home	D20, 1971
	101	61	W	Grambling State	Home	D19, 1991
	101	83	W	Texas	Home	J30, 1993
	101	79	W	North Texas	Home	J14, 2017
31.	100	75	W	Doane College	Home	D11, 1978
	100	94	W	Texas State	Home	D6, 2008
	100	87	W	Omaha	Away	N19, 2016
	100	93	W	Northwestern State	Home	D19, 2016
	100	62	W	Jarvis Christian	Home	D4, 2021

Rice has scored 100 points 35 times, holding a record of 34-1. In home games, it is 30-1, on the road it is 2-0 and on neutral courts it is 2-0.

### Most 100-Point Games in a Season

#### 2016-17 • 3 Times

100-87	at Omaha
100-93	vs. Northwestern State
101-79	vs. North Texas

#### 1963-64 • 2 Times

102-81	vs. Florida State
104-86	vs. TCU

#### 1971-72 • 2 Times

101-82	vs. Corpus Christi
103-113	vs. Arkansas

#### 1991-92 • 2 Times

101-61	vs. Grambling State
103-97	vs. Texas

#### 2003-04 • 2 Times

102-79	vs. Dallas
111-103	vs. Tulsa

#### 2021-22 • 2 Times

109-104 <sup>3ot</sup>	vs. Evansville
100-62	vs. Jarvis Christian

#### 2022-23 • 2 Times

110-73	vs. Northwestern State
109-64	vs. Jarvis Christian

## Opponent's 100-Point Games

	Opp	Rice	W/L	Opponent	Site	Date
1.	127	69	L	North Carolina	Away	D2, 1971
2.	124	78	L	UCLA	Away	D5, 1970
3.	119	96	L	Baylor	Away	J30, 1971
4.	116	72	L	Houston	Away	M5, 1973
	116	74	L	Texas	Away	F11, 1989
6.	114	86	L	Old Dominion	Away	D28, 1971
7.	113	103	L	Arkansas	Home	M4, 1972
8.	112	89	L	SMU	Away	F5, 1966
	112	64	L	South Alabama	Away	D29, 1975
	112	87	L	Arkansas	Away	F27, 1988
11.	111	68	L	Arkansas	Away	F11, 1976
12.	109	75	L	Hawai'i	Away	J4, 1974
	109	73	L	Houston	Home	F8, 1977
	109	80	L	Arkansas	Neutral	M9, 1991
15.	108	90	L	Texas Tech	Home	J29, 1966
	108	88	L	Tulane	Away	D9, 1968
	108	67	L	Houston	Away	M2, 1978
	108	72	L	Arkansas	Neutral	M10, 1989
	108	74	L	Texas	Home	M5, 1995
	108	80	L	Colorado	Away	N20, 2001
21.	107	62	L	Houston	Away	M7, 1974
	107	87	L	Pan American	Away	D20, 1975
	107	60	L	UCLA	Away	D17, 1976
	107	86	L	Southen	Home	D8, 1987
25.	106	56	L	Houston	Away	J12, 1977
	106	64	L	Illinois	Away	D22, 1975
	106	81	L	Arkansas	Away	F9, 1973
28.	105	87	L	Vanderbilt	Neutral	D30, 1971
	105	79	L	Arkansas	Home	M3, 1973
	105	61	L	Notre Dame	Away	D4, 1978
	105	98	L	Texas Tech	Home	F22, 1992
	105	62	L	UTEP	Away	F5, 2004
	105	82	L	Southwest Missouri State	Away	M16, 2005
	105	78	L	BYU	Away	N21, 2018
35.	104	84	L	Arkansas	Away	J30, 1962
	104	93	L	Texas A&M	Away	F16, 1965
	104	80	L	Arkansas	Away	M3, 1990
	104	109	W <sup>3ot</sup>	Evansville	Neutral	N22, 2021
39.	103	79	L	Trinity	Away	D9, 1967
	103	95	L	Arkansas	Away	F5, 1972
	103	85	L	TCU	Away	J19, 1976
	103	95	L	Texas A&M	Home	F24, 1990
	103	111	W <sup>2ot</sup>	Tulsa	Home	F14, 2004
	103	87	L	North Texas	Home	D29, 2018
	103	74	L	Florida Atlantic	Home	M2, 2023
46.	102	86	L	TCU	Away	F20, 1971
	102	69	L	Texas Tech	Away	F6, 1965
	102	62	L	Texas Tech	Home	J6, 1975
	102	86	L	Texas	Home	F7, 1978
	102	86	L	Colorado	Away	N24, 1989
	102	93	L	TCU	Home	J22, 1995
52.	101	84	L	Rutgers	Neutral	D30, 1965
	101	80	L	SMU	Home	J18, 1969
	101	95	L	Niagara	Neutral	D26, 1969
	101	77	L	New Mexico State	Neutral	M7, 1970
	101	73	L	Houston	Neutral	J8, 1972
	101	84	L	Texas Tech	Away	F28, 1976
	101	75	L	Houston	Home	J2, 1979
	101	68	L	Boston College	Away	M22, 1993
	101	89	L	Texas	Neutral	M11, 1994
	101	88	L	Baylor	Away	F28, 1996
	101	76	L	Nevada	Away	J24, 2004
	101	89	L	UTEP	Away	J8, 2021
	101	57	L	Louisiana Tech	Away	F26, 2021
65.	100	72	L	Kansas	Away	D18, 1954
	100	80	L	SMU	Away	F23, 1965
	100	62	L	Wake Forest	Away	D4, 1971
	100	87	L	Arkansas	Away	F2, 1991

Rice has allowed 100 points 68 times. The Owls have won twice when giving up 100 points.

# Rice Opponent Records

## Individual Records

### Points

45, Jermaine Taylor, UCF (F25, 2009)  
43, Shane Lungwitz, Dallas (D30, 2004)  
43, Kurt Thomas, TCU (J22, 1995)

### Field Goals Made

16, Shane Lungwitz, Dallas (D30, 2004)

### Field Goal Attempts

29, Shane Lungwitz, Dallas (D30, 2004)  
29, Jermaine Taylor, UCF (F25, 2009)  
28, Trey Freeman, Old Dominion (F13, 2016)  
28, Trey Freeman, Old Dominion (M5, 2016)  
28, Taevion Kinsey, Marshall (J15, 2022)

### 3-Point Field Goals Made

10, Roosevelt Smart, North Texas (J13, 2018)  
8, 10 Times; last:  
Daryl Edwards, UTEP (F22, 2020)

### 3-Point Field Goal Attempts

20, Roosevelt Smart, North Texas (J13, 2018)  
19, Deon Lyle, UTSA (M3, 2018)

### Free Throws

17, George Walker, Houston (J20, 1978)  
16, Quinton Ross, SMU (F22, 2003)

### Free Throw Attempts

20, George Walker, Houston (J20, 1978)

### Rebounds

19, Shakur Juiston, UNLV (N20, 2017)  
18, Jay Brown, Lamar (N 25, 2008)  
18, Jordan Clarke, Drake (N23, 2012)  
18, Joseph Uchebo, Charlottee (M9, 2016)  
18, Jordan Lathon, UTEP (F23, 2019)

### Assists

17, Avery Johnson, Southern (D8, 1987)

### Steals

9, Generra Varnall, New Orleans (N12, 2011)  
8, Eric Coley, Tulsa (F14, 2000)  
7, Malik Curry, Old Dominion (J16, 2021)  
6, 11 times; last:  
Cortez Edwards, Southern Miss (J18, 2018)

### Blocks

11, Derrick Davenport, TCU (M3, 2000)  
7, Kevin Johnson, Tulsa (J28, 2002)  
7, Joey Dorsey, at Memphis (F22, 2007)  
7, David Muoka, Lamar (D7, 2019)  
6, Rolando Ferriera, Houston (M5, 1988)  
6, Derrick Davenport, TCU (F3, 2000)  
6, Melvin Ely, Fresno State (F2, 2002)  
6, Maurice McNeil, Houston (J6, 2010)  
6, Cannen Cunningham, SMU (F9, 2013)  
6, Osasumwen Osaghae, FIU (F14, 2019)  
6, Osasumwen Osaghae, FIU (M11, 2020)

## Team Records

### Points

127, North Carolina (D2, 1971)  
119, Baylor (J30, 1970)  
116, Houston (M5, 1973)  
116, Texas (F11, 1988)  
113, Arkansas (M4, 1972)

### Fewest Points

30, Tulane (D2, 1982)

### Most Points in a Half

66, Charlotte (F11, 2016)

### Fewest Points in a Half

8, Rockhurst (D20, 1999)

### Most Field Goals Made

43, at UTEP (F5, 2004)  
41, North Texas (D29, 2018)  
40, Texas A&M (J27, 1979)  
40, Southern Methodist (F25, 1987)  
40, UAB (F17, 2022)

### Most Field Goals Attempted

92, Alcorn State (N30, 1988)

### Most 3-Point Field Goals Made

17, South Alabama (D7, 2013)  
17, Charlotte (F11, 2016)  
17, North Texas (J13, 2018)  
17, Louisiana Tech (F26, 2021)  
16, North Texas (F1, 2020)  
15, Duquesne (D4, 1990)  
15, Florida Atlantic (F18, 2016)  
15, Middle Tennessee (F8, 2018)  
15, UTSA (M3, 2018)

### Most 3-Point Field Goal Attempts

44, Marshall (F9, 2019)  
38, vs. Houston (J11, 2006)  
37, South Alabama (D7, 2013)  
37, San Francisco (M15, 2017)  
36, UT-Arlington (N29, 2017)  
35, North Texas (J13, 2018)

### Most Free Throws Made

38, Texas (F7, 1978)

### Most Free Throw Attempts

46, Texas (N29, 2009)  
44, Texas (F7, 1996)  
44, Nevada (M5, 2003)  
44, Lamar (D17, 2011)  
44, Mercer (N27, 2014)

### Most Assists

27, at UTEP (F5, 2004)  
27, at Texas State (D5, 2007)  
26, at UTEP (F5, 2005)  
26, at Louisiana Tech (F27, 2016)

### Most Steals

18, FIU (F14, 2019)  
17, Houston (J23, 2008)  
17, Memphis (J16, 2008)  
17, Texas (D5, 2005)  
17, at Louisiana-Lafayette (N27, 2005)  
17, Stephen F. Austin (D9, 2017)

### Most Blocks

13, UTSA (D5, 1986)



# Rice Year-by-Year Leaders

## SCORING

Season	Player	Gms	Pts	Avg.
1938-39	Frank Carswell	21	241	11.5
1939-40	Bob Kinney	27	338	12.5
1940-41	Bob Kinney	24	352	14.7
1941-42	Bob Kinney	27	369	13.7
1942-43	Bill Tom Closs	25	426	17.0
1943-44	Bill Henry	21	369	17.6
1944-45	Bill Henry	21	435	20.7
1945-46	Bill Tom	20	252	12.6
1946-47	Bill Tom	21	286	13.6
1947-48	Bill Tom	24	277	11.5
1948-49	Bill Tom	24	406	16.9
1949-50	Joe McDermott	23	350	15.2
1950-51	Joe McDermott	23	338	14.7
1951-52	Gene Schwinger	24	301	12.5
1952-53	Gene Schwinger	21	423	20.1
1953-54	Gene Schwinger	28	604	21.6
1954-55	Terry Telligman	23	379	16.5
1955-56	Temple Tucker	24	531	22.1
1956-57	Temple Tucker	24	364	15.1
1957-58	Tom Robitaille	24	358	14.9
1958-59	Tom Robitaille	24	449	18.7
1959-60	David Craig	23	412	17.4
1960-61	Ollie Shipley	23	316	13.8
1961-62	Kendall Rhine	23	315	13.7
1962-63	Kendall Rhine	23	537	23.3
1963-64	Kendall Rhine	24	584	24.3
1964-65	Doug McKendrick	24	458	19.1
1965-66	Doug McKendrick	23	458	19.9
1966-67	Bill Doty	24	441	18.1
1967-68	Greg Williams	24	395	16.5
	Larry Miller	24	395	16.5
1968-69	Greg Williams	24	508	21.2
1969-70	Gary Reist	25	497	19.9
1970-71	Gary Reist	26	506	19.5
1971-72	Mark Wehrle	24	248	10.3
1972-73	Perry Gaudet	26	316	12.1
1973-74	Scott Fisher	28	388	13.9
1974-75	Charles Daniels	26	438	16.8
1975-76	Elbert Darden	27	412	15.3
1976-77	Elbert Darden	27	480	17.8
1977-78	Elbert Darden	25	337	13.5
1978-79	Elbert Darden	25	498	19.9
1979-80	Ricky Pierce	26	498	19.2
1980-81	Ricky Pierce	26	544	20.9
1981-82	Ricky Pierce	30	805	26.8
1982-83	Renaldo O'Neal	28	287	10.3
1983-84	Tony Barnett	30	319	10.6
1984-85	Tony Barnett	27	431	16.0
1985-86	Greg Hines	27	450	16.7
1986-87	Greg Hines	27	492	18.2
1987-88	David Willie	27	416	15.4
1988-89	Andy Gilchrist	27	349	12.9
1989-90	Brent Scott	28	427	15.3
1990-91	Brent Scott	30	506	16.9
1991-92	Brent Scott	31	490	15.8
1992-93	Marvin Moore	28	488	17.4
1993-94	Torrey Andrews	29	632	21.8
1994-95	Adam Peakes	27	407	15.1
1995-96	Tommy McGhee	28	575	20.5
1996-97	Shaun Igo	26	439	16.9
1997-98	Jarvis Kelley Sanni	28	415	14.8
1998-99	Robert Johnson	28	617	22.0
1999-2000	Mike Wilks	21	331	15.8
2000-01	Mike Wilks	30	604	20.1
2001-02	Michael Harris	29	370	12.8
2002-03	Michael Harris	28	427	15.3
2003-04	Michael Harris	33	578	17.5
2004-05	Michael Harris	31	639	20.6
2005-06	Morris Almond	28	612	21.9
2006-07	Morris Almond	32	844	26.4
2007-08	Patrick Britton	29	327	11.3
2008-09	Rodney Foster	32	384	12.0
2009-10	Tamir Jackson	31	334	10.8
2010-11	Arsalan Kazemi	32	487	15.2
2011-12	Arsalan Kazemi	33	398	12.1
2012-13	Tamir Jackson	31	549	17.7
2013-14	Austin Ramljak	29	335	11.6
2014-15	Seth Gearhart	32	488	15.3
2015-16	Marcus Evans	32	685	21.4
2016-17	Marcus Evans	35	665	19.0
2017-18	Connor Cashaw	30	465	15.5
2018-19	Robert Martin	32	389	12.2
2019-20	Trey Murphy III	29	398	13.7
2020-21	Quincy Olivari	28	455	16.3
2021-22	Carl Pierre	33	508	15.4
2022-23	Quincy Olivari	35	654	18.7

## REBOUNDING

Season	Player	Gms	Reb	Avg.
1951-52	Gene Schwinger	24	216	9.0
1952-53	Gene Schwinger	21	250	11.9
1953-54	Gene Schwinger	28	344	12.3
1954-55	Joe Durrenberger	21	245	11.7
1955-56	Temple Tucker	24	305	12.7
1956-57	Temple Tucker	24	252	10.5
1957-58	Tom Robitaille	24	216	9.0
1958-59	Tom Robitaille	24	245	10.2
1959-60	Mike Maroney	24	191	8.0
1960-61	Mike Maroney	23	206	9.0
1961-62	Kendall Rhine	23	269	11.7
1962-63	Kendall Rhine	23	319	13.9
1963-64	Kendall Rhine	24	334	13.9
1964-65	Doug McKendrick	24	144	6.0
1965-66	Doug McKendrick	23	156	6.8
	Bill Doty	23	156	6.8
1966-67	Bill Doty	24	215	8.9
1967-68	Larry Miller	24	103	4.3
1968-69	Steve Wendel	23	137	6.0
1969-70	Ted Melady	25	169	6.8
1970-71	Mark Wehrle	24	170	7.1
1971-72	Steve Emshoff	25	147	5.9
1972-73	Mark Wehrle	24	143	6.0
1973-74	Danny Carroll	28	228	8.1
1974-75	Danny Carroll	26	255	9.8
1975-76	Frank Jackson	27	214	8.4
1976-77	Tim Vala	27	192	7.1
1977-78	Frank Jackson	26	218	8.4
1978-79	Elbert Darden	25	144	5.8
1979-80	Ricky Pierce	26	214	8.2
1980-81	Ricky Pierce	26	181	7.0
1981-82	Ricky Pierce	30	226	7.6
1982-83	Tony Barnett	26	144	5.5
1983-84	Tony Barnett	30	207	6.9
1984-85	Tony Barnett	27	236	8.7
1985-86	Terrence Cashaw	27	173	6.4
1986-87	Andy Gilchrist	27	190	7.0
1987-88	Ronald Robertson	27	160	5.9
1988-89	Kenneth Rourke	28	202	7.2
1989-90	Kenneth Rourke	28	229	8.2
	Brent Scott	28	229	8.2
1990-91	Brent Scott	30	302	10.1
1991-92	Brent Scott	31	257	8.3
1992-93	Brent Scott	28	261	9.3
1993-94	Adam Peakes	28	195	7.0
1994-95	Adam Peakes	27	237	8.8
1995-96	Shaun Igo	24	210	8.8
1996-97	Shaun Igo	26	204	7.8
1997-98	Jarvis Kelley Sanni	28	262	9.4
1998-99	Alex Bougaieff	27	204	7.6
1999-2000	Alex Bougaieff	24	186	7.8
2000-01	Erik Cooper	30	179	6.0
2001-02	Michael Harris	29	248	8.6
2002-03	Michael Harris	28	205	7.3
2003-04	Michael Harris	33	295	8.9
2004-05	Michael Harris	31	363	11.7
2005-06	Morris Almond	28	163	5.8
2006-07	Morris Almond	32	210	6.6
2007-08	Paulius Packevicius	18	177	9.8
2008-09	Trey Stanton	32	161	5.1
2009-10	Arsalan Kazemi	30	272	9.1
2010-11	Arsalan Kazemi	32	351	11.0
2011-12	Arsalan Kazemi	33	340	10.3
2012-13	Tamir Jackson	31	186	6.0
2013-14	Sean Obi	29	179	6.2
2014-15	Andrew Drone	32	172	5.4
2015-16	Egor Koulechov	32	224	7.0
2016-17	Egor Koulechov	35	312	8.9
2017-18	Connor Cashaw	30	214	7.1
2018-19	Jack Williams	32	249	7.8
2019-20	Drew Peterson	32	209	6.5
2020-21	Max Fiedler	28	245	8.8
2021-22	Max Fiedler	33	254	7.7
2022-23	Max Fiedler	35	267	7.6

## Led in Scoring and Rebounding

Season	Player
1951-52	Gene Schwinger
1952-53	Gene Schwinger
1953-54	Gene Schwinger
1955-56	Temple Tucker
1956-57	Temple Tucker
1957-58	Tom Robitaille
1958-59	Tom Robitaille
1961-62	Kendall Rhine
1962-63	Kendall Rhine
1963-64	Kendall Rhine
1964-65	Doug McKendrick
1965-66	Doug McKendrick
1966-67	Bill Doty
1967-68	Larry Miller
1978-79	Elbert Darden
1979-80	Ricky Pierce
1980-81	Ricky Pierce
1981-82	Ricky Pierce
1983-84	Tony Barnett
1984-85	Tony Barnett
1989-90	Brent Scott
1990-91	Brent Scott
1991-92	Brent Scott
1994-95	Adam Peakes
1997-98	Jarvis Kelley Sanni
2001-02	Michael Harris
2002-03	Michael Harris
2003-04	Michael Harris
2004-05	Michael Harris
2005-06	Morris Almond
2006-07	Morris Almond
2010-11	Arsalan Kazemi
2011-12	Arsalan Kazemi
2012-13	Tamir Jackson
2017-18	Connor Cashaw

# Rice Year-by-Year Leaders

FIELD GOALS MADE			FIELD GOALS ATTEMPTED			FIELD GOAL PERCENTAGE			
Season	Player	FGM	Season	Player	FGA	Season	Player	FG-FGA	Pct.
1955-56	Gene Schwinger	202	1955-56	Temple Tucker	418	1950-51	Jim Gerhardt	105-259	.401
1956-57	N/A		1956-57	N/A		1951-52	Gene Schwinger	117-262	.447
1957-58	Tom Robitaille	152	1957-58	Tom Robitaille	345	1952-53	Billy Wohn	35-67	.522
1958-59	N/A		1958-59	N/A		1953-54	Joe Durrenberger	67-140	.478
1959-60	David Craig	137	1959-60	David Craig	335	1954-55	Terry Telligman	140-332	.422
1960-61	Olle Shipley	122	1960-61	Mike Maroney	298	1955-56	Temple Tucker	202-418	.483
1961-62	Kendall Rhine	125	1961-62	Kendall Rhine	281	1956-57	Tom Robitaille	126-264	.477
1962-63	Kendall Rhine	227	1962-63	Kendall Rhine	468	1957-58	Tom Robitaille	152-345	.441
1963-64	Kendall Rhine	243	1963-64	Kendall Rhine	477	1958-59	Gary Griffin	42-87	.483
1964-65	Doug McKendrick	152	1964-65	Larry Tiner	317	1959-60	Steve Smith	46-97	.474
1965-66	Doug McKendrick	168	1965-66	Bill Doty	275	1960-61	Olle Shipley	122-244	.500
1966-67	Bill Doty	177	1966-67	Bill Doty	332	1961-62	Larry Phillips	111-225	.493
1967-68	Larry Miller	145	1967-68	Larry Miller	327	1962-63	Kendall Rhine	227-468	.482
1968-69	Greg Williams	202	1968-69	Greg Williams	399	1963-64	Kendall Rhine	243-477	.509
1969-70	Tom Myer	206	1969-70	Greg Reist	439	1964-65	Doug McKendrick	152-250	.608
1970-71	Gary Riest	208	1970-71	Gary Riest	404	1965-66	Doug McKendrick	168-265	.634
1971-72	Mark Wehrle	95	1971-72	Mark Wehrle	214	1966-67	Bill Doty	177-3323	.533
1972-73	Perry Gaudet	121	1972-73	Perry Gaudet	275	1967-68	Greg Williams	141-313	.452
1973-74	Tim Moriarty	150	1973-74	Scott Fisher	339	1968-69	Tom Myer	147-267	.551
1974-75	Tim Moriarty	167	1974-75	Charles Daniels	337	1969-70	Ted Melady	87-177	.492
1975-76	Elbert Darden	176	1975-76	Dave Louwerse	400	1970-71	Tom Myer	167-324	.515
1976-77	Elbert Darden	186	1976-77	Elbert Darden	409		Gary Reist	208-404	.515
1977-78	Elbert Darden	139	1977-78	Elbert Darden	300	1971-72	Steve Emshoff	89-155	.574
1978-79	Elbert Darden	197	1978-79	Elbert Darden	380	1972-73	Steve Emshoff	111-204	.544
1979-80	Ricky Pierce	202	1979-80	Ricky Pierce	421	1973-74	Danny Carroll	120-247	.486
1980-81	Ricky Pierce	230	1980-81	Ricky Pierce	444	1974-75	Tim Moriarty	167-313	.534
1981-82	Ricky Pierce	314	1981-82	Ricky Pierce	614	1975-76	Elbert Darden	176-382	.461
1982-83	Renaldo O'Neal	121	1982-83	Renaldo O'Neal	292	1976-77	Elbert Darden	186-409	.455
1983-84	Tony Barnett	125	1983-84	Tony Barnett	275	1977-78	Frank Jackson	109-175	.623
1984-85	Tony Barnett	166	1984-85	Greg Hines	362	1978-79	Elbert Darden	198-380	.518
1985-86	Greg Hines	188	1985-86	Greg Hines	399	1979-80	Ricky Pierce	202-421	.480
1986-87	Greg Hines	179	1986-87	Greg Hines	428	1980-81	Ricky Pierce	230-444	.518
1987-88	David Willie	143	1987-88	David Willie	345	1981-82	Kenny Austin	115-216	.532
1988-89	Andy Gilchrist	143	1988-89	Kenneth Rourke	265	1982-83	Tony Barnett	79-164	.482
1989-90	Brent Scott	170	1989-90	Dana Hardy	350	1983-84	Mike Cunningham	113-221	.511
1990-91	Brent Scott	200	1990-91	Chase Maag	351	1984-85	Terrence Cashaw	105-197	.533
1991-92	Brent Scott	183	1991-92	Brent Scott	341	1985-86	Jeff Crawford	73-153	.477
1992-93	Brent Scott	184	1992-93	Marvin Moore	373	1986-87	Andy Gilchrist	111-232	.478
1993-94	Torrey Andrews	241	1993-94	Torrey Andrews	441	1987-88	Andy Gilchrist	110-229	.480
1994-95	Jesse Cravens	147	1994-95	Jesse Cravens	344	1988-89	Andy Gilchrist	143-241	.593
1995-96	Tommy McGhee	197	1995-96	Tommy McGhee	432	1989-90	Brent Scott	170-339	.501
1996-97	Shaun Igo	180	1996-97	Shaun Igo	356	1990-91	Brent Scott	200-45	.580
1997-98	Jarvis Kelley Sanni	172	1997-98	Jarvis Kelley Sanni	346	1991-92	Torrey Andrews	128-224	.571
1998-99	Robert Johnson	191	1998-99	Robert Johnson	440	1992-93	Brent Scott	184-310	.594
1999-2000	Mike Wilks	112	1999-2000	Mike Wilks	281	1993-94	Torrey Andrews	241-441	.546
2000-01	Mike Wilks	190	2000-01	Mike Wilks	434	1994-95	Kevin Nanney	86-153	.562
2001-02	Michael Harris	154	2001-02	Michael Harris	269	1995-96	Shaun Igo	145-285	.509
2002-03	Michael Harris	172	2002-03	Omar-Selil Mance	322	1996-97	Shaun Igo	180-356	.506
2003-04	Michael Harris	217	2003-04	Michael Harris	360	1997-98	Jarvis Kelley Sanni	172-346	.497
2004-05	Michael Harris	240	2004-05	Michael Harris	395	1998-99	Alex Bougaieff	82-161	.516
2005-06	Morris Almond	224	2005-06	Morris Almond	448	1999-2000	Alex Bougaieff	111-253	.439
2006-07	Morris Almond	263	2006-07	Morris Almond	544	2000-01	Mike Wilks	190-434	.438
2007-08	Patrick Britton	106	2007-08	Rodney Foster	298	2001-02	Michael Harris	154-269	.572
2008-09	Rodney Foster	113	2008-09	Rodney Foster	286	2002-03	Michael Harris	172-276	.623
2009-10	Tamir Jackson	115	2009-10	Tamir Jackson	305	2003-04	Michael Harris	217-360	.603
2010-11	Arsalan Kazemi	146	2010-11	Tamir Jackson	338	2004-05	Michael Harris	340-395	.608
2011-12	Arsalan Kazemi	136	2011-12	Tamir Jackson	304	2005-06	Morris Almond	224-448	.500
2012-13	Tamir Jackson	196	2012-13	Tamir Jackson	506	2006-07	Morris Almond	263-544	.483
2013-14	Sean Obi	140	2013-14	Austin Ramljak	256	2007-08	Paulius Packevicius	75-169	.444
2014-15	Marcus Jackson	153	2014-15	Marcus Jackson	370	2008-09	Aleks Perka	77-151	.510
2015-16	Marcus Evans	223	2015-16	Marcus Evans	474	2009-10	Arsalan Kazemi	105-198	.530
2016-17	Egor Koulechov	208	2016-17	Marcus Evans	464	2010-11	Arsalan Kazemi	146-278	.525
2017-18	Connor Cashaw	158	2017-18	Connor Cashaw	397	2011-12	Arsalan Kazemi	136-229	.594
2018-19	Chris Mullins	123	2018-19	Chris Mullins	316	2012-13	Julian DeBose	118-270	.437
2019-20	Trey Murphy III	131	2019-20	Trey Murphy III	302	2013-14	Sean Obi	140-237	.591
2020-21	Quincy Olivari	151	2020-21	Quincy Olivari	370	2014-15	Seth Gearhart	143-324	.441
2021-22	Carl Pierre	180	2021-22	Carl Pierre	384	2015-16	Andrew Drone	97-154	.630
2022-23	Quincy Olivari	213	2022-23	Quincy Olivari	516	2016-17	Egor Koulechov	208-440	.473
						2017-18	Najja Hunter	71-164	.433
						2018-19	Quentin Millora-Brown	101-169	.598
						2019-20	Josh Parrish	97-152	.638
						2020-21	Max Fiedler	137-203	.675
						2021-22	Mylyjael Poteat	93-150	.620
						2022-23	Max Fiedler	175-238	.735

# Rice Year-by-Year Leaders

## 3-POINT FIELD GOALS MADE

Season	Player	3FGM
1986-87	Greg Hines	28
1987-88	David Willie	80
1988-89	Dana Hardy	47
1989-90	Dana Hardy	55
1990-91	Chase Maag	55
1991-92	Dana Hardy	47
1992-93	Marvin Moore	57
1993-94	Adam Peakes	63
1994-95	Adam Peakes	54
1995-96	Tommy McGhee	76
1996-97	Bobby Crawford	42
1997-98	Bobby Crawford	61
1998-99	Robert Johnson	83
1999-2000	Mike Wilks	36
2000-01	Shawn Tyndell	65
2001-02	Omar-Seli Mance	55
2002-03	Omar-Seli Mance	82
2003-04	Brock Gillespie	56
2004-05	Brock Gillespie	50
2005-06	Morris Almond	48
2006-07	Morris Almond	77
2007-08	Rodney Foster	47
2008-09	Rodney Foster	70
2009-10	Connor Frizzelle	51
2010-11	Cory Pflieger	40
2011-12	Connor Frizzelle	39
2012-13	Austin Ramljak	72
2013-14	Austin Ramljak	89
2014-15	Marcus Jackson	85
2015-16	Egor Koulechov	80
2016-17	Marcus Evans	86
2017-18	Ako Adams	54
2018-19	Ako Adams	72
2019-20	Ako Adams	81
2020-21	Quincy Olivari	88
2021-22	Carl Pierre	97
2022-23	Quincy Olivari	94

## 3-POINT FIELD GOALS ATTEMPTED

Season	Player	3FGA
1986-87	Greg Hines	108
1987-88	David Willie	207
1988-89	David Willie	126
1989-90	Dana Hardy	155
1990-91	Chase Maag	132
1991-92	Dana Hardy	120
1992-93	Marvin Moore	163
1993-94	Adam Peakes	144
1994-95	Adam Peakes	163
1995-96	Tommy McGhee	169
1996-97	Bobby Crawford	116
1997-98	Bobby Crawford	159
1998-99	Robert Johnson	230
1999-2000	Mike Wilks	112
2000-01	Shawn Tyndell	174
2001-02	Omar-Seli Mance	132
2002-03	Omar-Seli Mance	196
2003-04	Brock Gillespie	187
2004-05	Brock Gillespie	150
2005-06	Morris Almond	108
2006-07	Morris Almond	169
2007-08	Rodney Foster	187
2008-09	Rodney Foster	159
2009-10	Connor Frizzelle	145
2010-11	Connor Frizzelle	116
2011-12	Tamir Jackson	110
2012-13	Austin Ramljak	193
2013-14	Austin Ramljak	225
2014-15	Marcus Jackson	214
2015-16	Egor Koulechov	234
2016-17	Marcus Evans	229
2017-18	Bishop Mency	174
2018-19	Ako Adams	190
2019-20	Ako Adams	215
2020-21	Quincy Olivari	215
2021-22	Carl Pierre	240
2022-23	Quincy Olivari	258

## 3-POINT FIELD GOAL PERCENTAGE

Season	Player	3FG-3FGA	Pct.
1986-87	Greg Hines	28-108	.259
1987-88	David Willie	80-207	.386
1988-89	Dana Hardy	47-112	.420
1989-90	Marvin Moore	37-95	.389
1990-91	Dana Hardy	51-118	.432
1991-92	Marvin Moore	43-100	.430
1992-93	Marvin Moore	57-163	.350
1993-94	Adam Peakes	63-144	.438
1994-95	Tommy McGhee	48-106	.453
1995-96	Tommy McGhee	76-169	.450
1996-97	Bobby Crawford	42-116	.362
1997-98	Bobby Crawford	61-159	.384
1998-99	Robert Johnson	83-230	.361
1999-2000	Jay Christian	29-83	.349
2000-01	Mike Wilks	56-145	.386
2001-02	Omar-Seli Mance	55-132	.417
2002-03	Omar-Seli Mance	82-196	.418
2003-04	Jason McKrieth	28-84	.333
2004-05	Jason McKrieth	30-79	.380
2005-06	Morris Almond	48-108	.444
2006-07	Morris Almond	77-156	.456
2007-08	Rodney Foster	47-187	.251
2008-09	Rodney Foster	70-159	.440
2009-10	Connor Frizzelle	51-145	.352
2010-11	Lucas Kuipers	39-105	.371
2011-12	Connor Frizzelle	39-96	.406
2012-13	Austin Ramljak	72-193	.373
2013-14	Austin Ramljak	89-225	.396
2014-15	Seth Gearhart	69-173	.399
2015-16	Connor Cashaw	45-116	.388
2016-17	Egor Koulechov	81-171	.474
2017-18	Ako Adams	54-160	.338
2018-19	Robert Martin	49-115	.426
2019-20	Quincy Olivari	35-92	.380
2020-21	Quincy Olivari	88-215	.409
2021-22	Carl Pierre	97-240	.404
2022-23	Mekhi Mason	42-112	.375

# Rice Year-by-Year Leaders

FREE THROWS MADE			FREE THROWS ATTEMPTED			FREE THROW PERCENTAGE			
Season	Player	FTM	Season	Player	FTA	Season	Player	FT-FTA	Pct.
1955-56	Temple Tucker	127	1955-56	Temple Tucker	202	1947-48	Hiram Walker	65-92	.707
1956-57	Temple Tucker	138	1956-57	Temple Tucker	207	1948-49	David Cook	50-70	.714
1957-58	Temple Tucker	77	1957-58	Temple Tucker	126	1949-50	Joe McDermott	84-110	.764
1958-59	Tom Robitaille	79	1958-59	Tom Robitaille	143	1950-51	Joe McDermott	84-114	.764
1959-60	David Craig	138	1959-60	David Craig	189	1951-52	Leonard Childs	69-98	.704
1960-61	Olle Shipley	72	1960-61	Steve Smith	113	1952-53	Don Lance	95-121	.785
1961-62	Larry Phillips	128	1961-62	Kendall Rhine	119	1953-54	Don Lance	138-187	.738
1962-63	Kendall Rhine	83	1962-63	Kendall Rhine	174	1954-55	Bobby Brashear	49-63	.778
1963-64	Larry Phillips	128	1963-64	Kendall Rhine	208	1955-56	Dale Ball	94-95	.674
1964-65	Doug McKendrick	154	1964-65	Doug McKendrick	196	1956-57	Gerry Thomas	110-160	.688
1965-66	Doug McKendrick	122	1965-66	Doug McKendrick	169	1957-58	Gerry Thomas	74-105	.705
1966-67	Bill Doty	87	1966-67	Bill Doty	116	1958-59	David Craig	55-75	.733
1967-68	Greg Williams	113	1967-68	Larry Miller	136	1959-60	Roger McQueary	70-94	.745
1968-69	Greg Williams	104	1968-69	Greg Williams	125	1960-61	Olle Shipley	72-94	.766
1969-70	Gary Riest	95	1969-70	Gary Riest	113	1961-62	Mike Maroney	48-62	.774
1970-71	Gary Riest	90	1970-71	Gary Riest	113	1962-63	Herb Steinkamp	59-75	.787
1971-72	Steve Emshoff	63	1971-72	Steve Emshoff	106	1963-64	Herb Steinkamp	95-120	.792
	Scott Fisher	63	1972-73	Perry Gaudet	85	1964-65	Larry Tiner	66-82	.805
1972-73	Perry Gaudet	74	1973-74	Charles Daniels	133	1965-66	Marty Ivey	40-51	.784
1973-74	Scott Fisher	108	1974-75	Charles Daniels	206	1966-67	Greg Williams	72-81	.889
1974-75	Charles Daniels	150	1975-76	Frank Jackson	116	1967-68	Greg Williams	113-131	.863
1975-76	Frank Jackson	89	1976-77	Elbert Darden	132	1968-69	Tom Myer	56-61	.918
1976-77	Elbert Darden	108	1977-78	Frank Jackson	102	1969-70	Gary Reist	95-143	.841
1977-78	Frank Jackson	77	1978-79	Elbert Darden	123	1970-71	Tom Myer	70-82	.854
1978-79	Elbert Darden	104	1979-80	Ricky Pierce	131	1971-72	Dan McGuire	53-62	.855
1979-80	Ricky Pierce	94	1980-81	Ricky Pierce	119	1972-73	Perry Gaudet	74-85	.871
1980-81	Ricky Pierce	84	1981-82	Ricky Pierce	223	1973-74	Scott Fisher	108-130	.831
1981-82	Ricky Pierce	177	1982-83	Tony Barnett	69	1974-75	Tim Moriarty	93-113	.823
1982-83	Renaldo O'Neal	45	1983-84	Mike Cunningham	113	1975-76	Frank Jackson	89-116	.767
1983-84	Tony Barnett	69	1984-85	Tony Barnett	139	1976-77	Elbert Darden	108-132	.818
1984-85	Tony Barnett	99	1985-86	Greg Hines	157	1977-78	Elbert Darden	60-74	.811
1985-86	Terrence Cashaw	83	1986-87	Greg Hines	182	1978-79	Elbert Darden	104-123	.846
1986-87	Greg Hines	106	1987-88	Ronald Robertson	121	1979-80	Anthony DeCello	66-75	.880
1987-88	Ronald Robertson	79	1988-89	Andy Gilchrist	100	1980-81	Robert Shaw	43-53	.811
1988-89	Kenneth Rourke	64	1989-90	Brent Scott	166	1981-82	Ricky Pierce	177-223	.794
1989-90	Brent Scott	87	1990-91	Brent Scott	193	1982-83	Renaldo O'Neal	45-59	.763
1990-91	Brent Scott	106	1991-92	Brent Scott	197	1983-84	Tyrone Washington	49-64	.766
1991-92	Brent Scott	124	1992-93	Brent Scott	188	1984-85	Tracy Steele	48-67	.716
1992-93	Marvin Moore	129	1993-94	Torrey Andrews	184	1985-86	Ivan Pettitt	39-54	.722
1993-94	Torrey Andrews	147	1994-95	Adam Peakes	135	1986-87	Andy Gilchrist	50-71	.704
1994-95	Adam Peakes	105	1995-96	Tommy McGhee	129	1987-88	Ronald Robertson	79-121	.653
1995-96	Tommy McGhee	105	1996-97	Shaun Igo	108	1988-89	Dana Hardy	60-75	.800
1996-97	Shaun Igo	79	1997-98	Robert Johnson	126	1989-90	Dana Hardy	46-61	.754
1997-98	Robert Johnson	74	1998-99	Robert Johnson	209	1990-91	Torrey Andrews	50-61	.820
1998-99	Robert Johnson	152	1999-2000	Alex Bougaieff	106	1991-92	Marvin Moore	86-106	.811
1999-2000	Alex Bougaieff	77	2000-01	Mike Wilks	215	1992-93	Adam Peakes	79-95	.832
2000-01	Mike Wilks	168	2001-02	Omar-Seli Mance	95	1993-94	Torrey Andrews	147-184	.799
2001-02	Omar-Seli Mance	73	2002-03	Yamar Diene	122	1994-95	Tommy McGhee	64-76	.842
2002-03	Yamar Diene	93	2003-04	Michael Harris	183	1995-96	Tommy McGhee	105-128	.820
2003-04	Jason McKrieth	137	2004-05	Michael Harris	190	1996-97	Shaun Igo	79-108	.731
2004-05	Michael Harris	152	2005-06	Morris Almond	146	1997-98	Robert Johnson	74-99	.747
2005-06	Morris Almond	116	2006-07	Morris Almond	285	1998-99	Erik Cooper	39-53	.736
2006-07	Morris Almond	241	2007-08	Patrick Britton	163	1999-2000	Mike Wilks	71-97	.732
2007-08	Patrick Britton	115	2008-09	Rodney Foster	104	2000-01	Mike Wilks	168-215	.781
2008-09	Rodney Foster	88	2009-10	Arsalan Kazemi	164	2001-02	Shawn Tyndell	48-59	.814
2009-10	Arsalan Kazemi	100	2010-11	Arsalan Kazemi	271	2002-03	Jasno McKrieth	80-94	.851
2010-11	Arsalan Kazemi	195	2011-12	Arsalan Kazemi	185	2003-04	Jason McKrieth	137-163	.840
2011-12	Arsalan Kazemi	126	2012-13	Tamir Jackson	158	2004-05	Michael Harris	152-190	.800
2012-13	Tamir Jackson	110	2013-14	Sean Obi	114	2005-06	Morris Almond	116-146	.795
2013-14	Max Guercy	78	2014-15	Seth Gearhart	163	2006-07	Morris Almond	241-285	.846
2014-15	Seth Gearhart	133	2015-16	Marcus Evans	235	2007-08	Rodney Foster	54-71	.761
2015-16	Marcus Evans	187	2016-17	Marcus Evans	235	2008-09	Connor Frizzelle	71-82	.866
2016-17	Marcus Evans	185	2017-18	Connor Cashaw	135	2009-10	Connor Frizzelle	43-56	.768
2017-18	Connor Cashaw	98	2018-19	Chris Mullins	150	2010-11	Connor Frizzelle	82-91	.901
2018-19	Robert Martin	108	2019-20	Chris Mullins	96	2011-12	Connor Frizzelle	51-63	.810
	Chris Mullins	108	2020-21	Quincy Olivari	79	2012-13	Max Guercy	62-77	.805
2019-20	Drew Peterson	75	2021-22	Chris Mullins	104	2013-14	Max Guercy	78-97	.804
2020-21	Quincy Olivari	65	2022-23	Quincy Olivari	169	2014-15	Max Guercy	76-88	.864
2021-22	Travis Eevee	71				2015-16	Egor Koulechov	105-122	.861
2022-23	Quincy Olivari	134				2016-17	Egor Koulechov	140-171	.819
						2017-18	Ako Adams	74-92	.804
						2018-19	Ako Adams	67-74	.905
						2019-20	Ako Adams	61-67	.910
						2020-21	Travis Eevee	46-55	.836
						2021-22	Travis Eevee	71-85	.835
						2022-23	Travis Eevee	113-138	.819

# Rice Year-by-Year Leaders

ASSISTS			STEALS			BLOCKS		
Season	Player	ASTS	Season	Player	STLS	Season	Player	BLKS
1973-74	Scott Fisher	130	1974-75	James Simmons	33	1974-75	Dave Louwerse	47
1974-75	James Simmons	114	1975-76	Elbert Darden	49	1975-76	Elbert Darden	21
1975-76	Elbert Darden	73	1976-77	Not Available		1976-77	Not Available	
1976-77	Elbert Darden	76	1977-78	James Simmons	34	1977-78	Elbert Darden	11
1977-78	James Simmons	62	1978-79	Elbert Darden	42	1978-79	Bobby Tudor	13
1978-79	Bobby Tudor	110	1979-80	Bobby Tudor	37	1979-80	Kenny Austin	12
1979-80	Anthony DeCello	117	1980-81	Kenny Austin	38	1980-81	Kenny Austin	15
1980-81	Kenny Austin	48	1981-82	Bobby Tudor	38	1981-82	Kenny Austin	13
1981-82	Bobby Tudor	71	1982-83	Renaldo O'Neal	30	1982-83	Tony Barnett	17
1982-83	Tracy Steele	51	1983-84	Tony Barnett	38	1983-84	Tony Barnett	26
1983-84	Tracy Steele	60	1984-85	Tony Barnett	66	1984-85	Tony Barnett	27
1984-85	Tracy Steele	101	1985-86	Terrence Cashaw	30	1985-86	Greg Hines	12
1985-86	Mike Cooper	71		Mike Cooper	30	1986-87	Ronald Robertson	14
1986-87	D'Wayne Tanner	49	1986-87	D'Wayne Tanner	41	1987-88	David Willie	9
1987-88	D'Wayne Tanner	128	1987-88	D'Wayne Tanner	61	1988-89	David Willie	10
1988-89	D'Wayne Tanner	115	1988-89	D'Wayne Tanner	94	1989-90	Kenneth Rourke	8
1989-90	D'Wayne Tanner	134	1989-90	D'Wayne Tanner	95	1990-91	Torrey Andrews	6
1990-91	Dana Hardy	135	1990-91	Marvin Moore	36	1991-92	Kenneth Rourke	6
1991-92	Dana Hardy	152	1991-92	Brent Scott	45		Brent Scott	6
1992-93	David Holmes	87	1992-93	Marvin Moore	25	1992-93	Brent Scott	14
1993-94	Adam Peakes	116		Adam Peakes	25	1993-94	Shaun Igo	19
1994-95	J.J. Polk	120	1993-94	Adam Peakes	43	1994-95	Adam Peakes	10
1995-96	J.J. Polk	125	1994-95	Adam Peakes	51	1995-96	Shaun Igo	34
1996-97	J.J. Polk	108	1995-96	J.J. Polk	35	1996-97	Jarvis Kelley Sanni	29
1997-98	Bobby Crawford	102	1996-97	Bobby Crawford	42	1997-98	Jarvis Kelley Sanni	23
1998-99	Mike Wilks	119	1997-98	Bobby Crawford	30	1998-99	Alex Bougaieff	36
1999-2000	Michael Walton	82		Mike Wilks	30	1999-2000	Alex Bougaieff	23
2000-01	Mike Wilks	90	1998-99	Mike Wilks	57	2000-01	Yamar Diene	24
2001-02	Omar-Seli Mance	57	1999-2000	Mike Wilks	40	2001-02	Michael Harris	35
2002-03	Rashid Smith	118	2000-01	Mike Wilks	59	2002-03	Yamar Diene	45
2003-04	Rashid Smith	159	2001-02	Omar-Seli Mance	31	2003-04	Yamar Diene	37
2004-05	Jason McKrieth	108	2002-03	Omar-Seli Mance	41	2004-05	Michael Harris	37
2005-06	Lorenzo Williams	170	2003-04	Rashid Smith	64	2005-06	Patrick Britton	25
2006-07	Lorenzo Williams	146	2004-05	Jason McKrieth	48	2006-07	Morris Almond	24
2007-08	Rodney Foster	79	2005-06	Morris Almond	39	2007-08	Patrick Britton	24
2008-09	Rodney Foster	145		Lorenzo Williams	39		Paulius Packevicius	24
2009-10	Tamir Jackson	94	2006-07	Chris Hagan	40	2008-09	Trey Stanton	22
2010-11	Tamir Jackson	115	2007-08	Rodney Foster	38	2009-10	Arsalan Kazemi	26
2011-12	Dylan Ennis	144	2008-09	Rodney Foster	35	2010-11	Arsalan Kazemi	26
2012-13	Max Guercy	79	2009-10	Tamir Jackson	53	2011-12	Omar Oraby	54
2013-14	Max Guercy	97	2010-11	Connor Frizzelle	45	2012-13	Seth Gearhart	9
2014-15	Max Guercy	145	2011-12	Arsalan Kazemi	69	2013-14	Sean Obi	22
2015-16	Max Guercy	182	2012-13	Max Guercy	45	2014-15	Andrew Drone	21
2016-17	Marcus Evans	131	2013-14	Marcus Jackson	26	2015-16	Marquez Letcher-Ellis	36
2017-18	Ako Adams	100	2014-15	Max Guercy	49	2016-17	Marquez Letcher-Ellis	36
2018-19	Chris Mullins	85	2015-16	Marcus Evans	69	2017-18	Malik Osborne	24
2019-20	Drew Peterson	112	2016-17	Marcus Evans	40	2018-19	Quentin Millora-Brown	37
2020-21	Max Fiedler	100	2017-18	Connor Cashaw	40	2019-20	Trey Murphy III	16
2021-22	Max Fiedler	115	2018-19	Chris Mullins	38	2020-21	Max Fiedler	22
2022-23	Max Fiedler	174	2019-20	Drew Peterson	33	2021-22	Max Fiedler	25
			2020-21	Travis Eevee	30	2022-23	Max Fiedler	38
			2021-22	Travis Eevee	35			
			2022-23	Travis Eevee	41			

# Individual Honors

## All-Americans

### Bob Kinney

- 1941 Second Team Converse Yearbook
- 1942 First Team Helms Foundation
- 1942 First Team Converse Yearbook

### Bill Tom Closs

- 1943 First Team Helms Foundation
- 1943 Second Team Converse Yearbook

### Bill Henry

- 1944 First Team Helms Foundation
- 1945 First Team Helms Foundation
- 1945 Second Team Converse Yearbook

### Don Lance

- 1954 All-America Selection

### Gene Schwinger

- 1953 Second Team Newspaper Enterprises Association
- 1954 Second Team Helms Foundation

### Ricky Pierce

- 1982 Second Team USBWA
- 1982 Third Team Associated Press
- 1982 Third Team NABC

### Adam Peakes

- 1994 First Team CoSIDA Academic All-America
- 1995 Second Team CoSIDA Academic All-America

### Michael Harris

- 2005 CollegeInsider.com

### Morris Almond

- 2006 CollegeInsider.com
- 2007 CollegeInsider.com
- 2007 Playboy Magazine

## All-SWC

- 1916 Tom Tomforde
- 1917 Lawrence Kingsland
- 1918 Harris Dodge  
Julian Dormant  
Lawrence Kingsland  
Henry Timmons
- 1919 Lawrence Kingsland  
Van Brown
- 1934 R.T. Eaton
- 1939 Frank Carswell
- 1940 Frank Carswell  
Bob Kinney
- 1941 Frank Carswell  
Bob Kinney
- 1942 Bob Kinney  
Chester Palmer
- 1943 Bill Tom Closs
- 1944 Bill Henry  
J.G. Thomas
- 1945 Bill Henry  
Murray Mendenhall  
Dick Wehr
- 1949 Bill Tom
- 1953 Don Lance  
Gene Schwinger
- 1954 Don Lance  
Gene Schwinger
- 1956 Joe Durrenberger

- Temple Tucker
- 1957 Temple Tucker  
Tom Robitaille
- 1958 Tom Robitaille
- 1959 Tom Robitaille
- 1963 Kendall Rhine
- 1964 Kendall Rhine
- 1969 Greg Williams
- 1970 Gary Reist
- 1971 Gary Reist
- 1980 Ricky Pierce
- 1981 Ricky Pierce
- 1982 Ricky Pierce
- 1991 Brent Scott, 2nd team
- 1992 Brent Scott, 2nd team
- 1993 Marvin Moore, 2nd team  
Brent Scott, 2nd team
- 1994 Torrey Andrews, 2nd team
- 1995 Adam Peakes, 2nd team
- 1996 Tommy McGhee, 1st team  
Shaun Igo, 2nd team

## All-WAC

- 1997 Shaun Igo, 2nd team
- 1999 Robert Johnson, 1st team
- 2001 Mike Wilks, 2nd team
- 2003 Omar Mance, 2nd team  
Michael Harris, 2nd team
- 2004 Michael Harris, 1st team  
Jason McKrieth, 2nd team
- 2005 Michael Harris, 1st team  
Jason McKrieth, 2nd team

## All-Conference USA

- 2006 Morris Almond, 1st Team
- 2007 Morris Almond, 1st Team
- 2011 Arsalan Kazemi, 2nd Team
- 2012 Arsalan Kazemi, 2nd Team
- 2015 Seth Gearhart, 2nd Team
- 2016 Marcus Evans, 1st Team
- 2017 Marcus Evans, 1st Team  
Egor Koulechov, 1st Team
- 2021 Quincy Olivari, 3rd Team
- 2022 Carl Pierre, 3rd Team  
Travis Eevee, Honorable Mention
- 2023 Max Fiedler, 2nd Team  
Quincy Olivari, 2nd Team  
Travis Eevee, Honorable Mention

## Players of the Year

- 1969 Greg Williams (SWC)
- 1982 Ricky Pierce (SWC)
- 2007 Morris Almond (C-USA)

## Freshman of the Year

- 1990 Brent Scott (SWC)
- 2002 Michael Harris (WAC)
- 2016 Marcus Evans (C-USA)

## All-Freshmen Team

- Conference USA**
- 2010 Arsalan Kazemi
- 2012 Dylan Ennis
- 2013 Max Guercy
- 2014 Sean Obi
- 2016 Marcus Evans
- 2019 Chris Mullins
- 2023 Mekhi Mason

## All-Defensive Team

- WAC**
- 2001 Mike Wilks
- 2003 Yamar Diene

## Conference USA

- 2016 Marcus Evans

## Newcomer of the Year

- Conference USA**
- 2021 Travis Eevee

## Sixth Man of the Year

- SWC**
- 1993 Torrey Andrews

## All-Tournament Team

- WAC**
- 2005 Michael Harris
- Conference USA**
- 2007 Morris Almond

## All-Academic Team

- WAC**
- 1998 John Matthews  
Mike Wilks
- 2000 Mike Wilks
- 2001 Erik Cooper  
Mike Wilks
- 2002 Omar-Seli Mance
- 2003 Omar-Seli Mance
- 2005 Walt Chancellor  
Jason Okrzesik  
Paulius Packevicius

## Conference USA

- 2007 Paulius Packevicius
- 2008 Paulius Packevicius
- 2009 Aleks Perka
- 2010 Connor Frizzelle  
Lucas Kuipers
- 2011 Connor Frizzelle  
Lucas Kuipers
- 2012 Connor Frizzelle  
Lucas Kuipers
- 2013 Seth Gearhart  
Austin Ramljak
- 2014 Austin Ramljak
- 2015 Seth Gearhart  
Marcus Jackson
- 2017 Marcus Jackson
- 2018 Connor Cashaw
- 2021 Max Fiedler
- 2022 Max Fiedler
- 2023 Max Fiedler  
Quincy Olivari

## Scholar-Athlete of the Year

- Conference USA**
- 2009 Aleks Perka
- 2010 Lucas Kuipers
- 2012 Connor Frizzelle
- 2013 Austin Ramljak
- 2015 Seth Gearhart
- 2021 Max Fiedler
- 2022 Max Fielder
- 2023 Max Fiedler

## Coach of the Year

- WAC**
- 1999 Willis Wilson (Mtn Division)

# Team Awards

## Billy Wohn Award

The Billy Wohn Award is presented annually to the Rice player who best exemplifies the qualities of the honor's namesake in basketball ability, scholarship and leadership. Wohn was a guard on the 1952-53 basketball team who died in a plane accident in August, 1953, while on active duty in the Naval ROTC. The recipient is determined by a vote of current players.

During the 1955-56 school year, the award was donated by nine former Rice students who were close friends of Wohn — Ben Brewer, J. Fred Duckett, Garland Fielder, Harvey Gilliam, Steve Muller, Kenneth Paul, Jay Wedler, James Whitson and George Wilson, Jr. Below are the yearly recipients of the Billy Wohn Award.

- 1956 Joe Durrenberger
- 1957 Fred Woods
- 1958 Temple Tucker
- 1959 Tom Robitaille
- 1960 David Craig
- 1961 Steve Smith
- 1962 Jim Fox
- 1963 Kendall Rhine
- 1964 Kendall Rhine
- 1965 Larry Tiner
- 1966 Guy Lease
- 1967 Bill Doty
- 1968 Larry Miller
- 1969 Greg Williams
- 1970 Steve Wendel
- 1971 Gary Reist
- 1972 Leroy Marion
- 1973 Randy Reynolds
- 1974 Scott Fisher
- 1975 Tim Moriarty
- 1976 no award
- 1977 no award
- 1978 Alan Reynolds
- 1979 Elbert Darden
- 1980 Ricky Pierce
- 1981 Ricky Pierce
- 1982 Ricky Pierce
- 1983 Renaldo O'Neal
- 1984 Tyrone Washington
- 1985 Tony Barnett
- 1986 Greg Hines
- 1987 Greg Hines
- 1988 David Willie
- 1989 Andy Gilchrist
- 1990 D'Wayne Tanner
- 1991 Brent Scott
- 1992 Brent Scott
- 1993 Brent Scott
- Marvin Moore
- 1994 Torrey Andrews
- 1995 Adam Peakes
- 1996 Tommy McGhee
- 1997 Shaun Igo
- 1998 Jarvis Kelley Sanni
- 1999 Robert Johnson
- 2000 Mike Wilks
- 2001 Mike Wilks
- 2002 Omar-Seli Mance
- 2003 Omar-Seli Mance
- 2004 Michael Harris
- 2005 Michael Harris
- 2006 Morris Almond
- 2007 Morris Almond
- 2008 no award
- 2009 Rodney Foster
- 2010 Arsalan Kazemi
- 2011 Tamir Jackson

- Arsalan Kazemi
- 2012 no award
- 2013 Tamir Jackson
- 2014 Austin Ramljak
- 2015 Seth Gearhart
- 2016 Marcus Evans
- 2017 Marcus Evans
- Egor Koulechov
- 2018 Connor Cashaw
- 2019 no award
- 2020 no award
- 2021 no award
- 2023 no award
- 2024 no award

## Bob Quin Award

One of Rice's highest honors, the Bob Quin Award, is given annually to Rice University's most outstanding all-around senior male athlete. It is given in memory of Bob Quin, a well respected Rice student-athlete who passed away during a trip across the Atlantic Ocean in 1930. A group of Quin's friends felt that there would be no more suitable memorial to him than to establish an award at Rice to be given each year to the male senior student-athlete who most exemplifies distinction in athletics, academics and leadership.

Since the Bob Quin Award was first presented, 12 Rice basketball student-athletes have been bestowed with the award. Below is a list of basketball players to be honored.

- 1936 Harry Witt
- 1942 Chester Palmer
- 1944 Clarence R. Darling, Jr.
- 1945 William "Bill" Henry
- 1951 Charles L. Tighe
- 1975 Danny Carroll
- 1979 Elbert Darden
- 1982 Bobby Tudor
- 1992 Todd Schoettelkotte
- 1995 Adam Peakes
- 2001 Mike Wilks
- 2003 Omar-Seli Mance  
(co-honoree)

# Rice All-Time Lettermen's List

<b>- A -</b>		Darden, Elbert	1976-77-78-79	Hines, Greg	1984-85-86-87	McDonald, John	1941-42-43-47	
Abercrombie, Riley	2021-22	Darling, Clarence	1943-44	Holland, A.J.	2010	McDowell, Damion	2022	
Abraham, Trevan	2011	DeBose, Julian	2012-13	Holmes, David	1992- 93	McGhee, Tommy	1993-94-95-96	
Adams, Ako	2017-18-19-20	DeCello, Anthony	1978-79-80	Holmes, Richard	1986-87-88-89	McGuire, Dan	1970-71-72	
<b>Akuchie, Andrew</b>	<b>2023</b>	Deutsch, Seth	1995	Howard, Bill	1968	McGuire, Gary	1984	
Alexander, J.C.	1933-34	Dickens, Bert	1952	Hubble, Robert	1978	McKendrick, Doug	1965-66	
Almond, Morris	2004-05-06-07	Diene, Yamar	2001-02-03-04	Hubenak, Jimmy	1967-68-69	McKenzie, J.B.	1944	
Andrews, Torrey	1991- 92- 93-94	Dixon, Virgil	1933	Hudgens, Tom	1948	McKenzie, T.J.	2000-01	
Armstrong, T.J.	1996-97-98-99	Doty, Bill	1956-57-58	Hudson, Robbie	2000-01	McKrieth, Jason	2002-03-04-05	
Austin, Kenny	1980-81-82	Drone, Andrew	2014-15-16-17	Hunter, Najja	2018	Mcllvain, Jay	1957-58-59	
<b>- B -</b>		Durrenberger, Joe	1954-55-56	<b>Huseinovic, Alem</b>	<b>2023</b>	McQueary, Roger	1960-61	
Bailey, Billy	1951-52	<b>- E -</b>		Hutchins, Noah	2022	Melady, Ted	1970-71	
Bailey, Jonathan	2007	Eaton, R.T. Jr.	1934-35-36	Hyman, Max	1937-38-39	Mency, Bishop	2015-16-17-18	
Ball, Dale	1957-58-59	Edomwonyi, Egheosa	2010	<b>- I -</b>			Mendenhall, M.J.	1945
Banner, Howard	1930	Eggers, Hunter	2014	Ibrahim, Ahmad	2012	Metzler, Albert	1933-34-35	
Barnett, Tony	1983-84-85	Ekeroth, Doug	1976-77	Igo, Shaun	1994-95-96-97	Meyer, Austin	2017-18	
Baskind, Matt	1994	Emshoff, Steve	1971-72-73	Inselman, Michael	1966-67	Meyers, Pete	1974-75-76	
Beasley, Bryan	2008-09-10-11	Ennis, Dylan	2012	Irving, Michael	1985-86-87-88	Michael, Chad	1996-97	
Beasley, Pierre	2008	Etchison, Eric	1984	Ivey, Marty	1965-66-67	Michaelis, Derek	1998-99	
Beavers, James	1952-53-54	Eubanks, Dajuan	1991	<b>- J -</b>			Miller, Alan	1976-77-78-79
Bell, Hakim	1993	Evans, Brandon	2000-01-02-03	Jackson, Frank	1975-76-77-78	Miller, Andy	1976-77-78	
Belton, Charles	2007	Evans, Marcus	2016-17	Jackson, Marcus	2014-15-17	Miller, Larry	1966-67-68	
Bender, Drew	2014	<b>Evee, Travis</b>	<b>2021-22-23</b>	Jackson, Tamir	2010-11-12-13	Miller, Tom	1983-84-85	
Bennett, Donald	1980-81-82-83	Eversley, Chris	2010	Johnson, Harold	1933-34-35	Millora-Brown, Quentin	2019	
Beshara, Brian	1997	<b>- F -</b>		Johnson, Dale	1972	Mlachnik, Dave	1988-89	
Bobbitt, Ralph	1946	<b>Fiedler, Max</b>	<b>2020-21-22-23</b>	Johnson, Greg	1989-90-91-92	Moffat, Ben	2020-21-22-23	
Bolte, P.J.	2009	Fields, Glenn	1955-56	Johnson, Robert	1996-97-98-99	Molina, Tommy	1968	
Bougaieff, Alex	1997-98-99-2000	Firozgary, Bahrom	2013-14	Johnson, Teddy	1981-82-83-84	Moore, Charlie	1934	
Braimoh, Suleiman	2008-09-10-11	Fischer, Dean	1973	Jones, Dylan	2018-19	Moore, Jamaal	2003-04-05	
Brashear, Bobby	1954-55	Fisher, Scott	1972-73-74	Jones, Jeremy	2015	Moore, Marvin	1990-91-92-93	
Bridges, Jason	2004-05-06	Fichtinger, Paul	1976-77	Jones, Mason	2023	Moore, Payton	2019-20-21	
Britton, Patrick	2005-06-07-08	^Foley, Robert	1944-49	Journeay, Harry	1933-34-35	Morgan, Ferron	2000-01	
Bryan, Oree	1953	Forrest, Bobby	1977	<b>- K -</b>			Moriarty, Tim	1973-74-75
Brooks, Steve	1984	Foster, Rodney	2006-07-08-09	Kabbes, John	1972-73-74	Mott, John B.	1978-79-80	
Brown, Harrison	2016	Fox, Jim	1960-61-62	Kapic, Nizar	2014	Mott, John G.	1971-72-73	
Brummett, Tom	1933-34	Franshaw, Elliot	2013	Kazemi, Arsalan	2010-11-12	Mullins, Chris	2019-20-21-22	
Burbach, Joey	2014	Frizzelle, Connor	2009-10-11-12	Keillers, Carroll	1965	Murphy III, Trey	2019-20	
Burkholder, Brett	1979	Fulfer, Standlee	1953	Keitel, Mark	1974	Myer, Tom	1969-70-71	
Burns, Brian	1979-80	Fuller, Kevin	1987	Kelly, Floyd	1934-35-36	Myers, Archie	1995	
Burris, Roland	1960	<b>- G -</b>		Kelley Sanni, Jarvis	1997,-98	Myers, Reed	2020-21-22-23	
<b>- C -</b>		Galloway, Steve	1961	Killings, Greg	2004-05-06-07	<b>- N -</b>		
Campbell, Max	1937-38	Gaudet, Perry	1973	Kinney, Bob	1940-41-42	Nalley, Doug	1975	
Campbell, Sam	1991-92-93	Gearhart, Seth	201213-14,-15	Kinzy, Milford	1939	Nanney, Kevin	1995-96	
Carroll, Danny	1973-74-75	Gentry, Chuck	1987	Kisker, Dave	1974	Naples, Jim	1969-70	
Carswell, Frank	1939-40-41	Gerhardt, Jim	1949-50-51	Klindworth, Clifford	1936-37-38	Nelson, Chuck	1969-70-71	
Carter, Billy	1968	Geron, Jaden	2022-23	Koch, Melton	1933	Nickolls, Ed	1975	
Cashaw, Connor	2016-17-18	Ghoram, Lawrence	2007-08-09-10	Kollik, Christian	2001-02-03-04	Noonan, Grover	1944-45-46-47	
Cashaw, Terrence	1983-84-85-86	Gilchrist, Andy	1986-87-88-89	Koulechov, Egor	2016-17	Norman, Harry	1930	
Chadwick, David	2011-12	Gillespie, Brock	2002-03-04-05	Kuipers, Lucas	2009-10-11-12	Norton, Stencil	1941-42	
Chancellor, Walt	2004-05	Girardi, Mike	1986-87-88	<b>- L -</b>			<b>- O -</b>	
Chandler, William	1938	Glaze, Robert	1992-93-94-95	Laidlaw, Howard	1954	Obi, Sean	2014	
Childs, Leonard	1951-52	Gomez, Placido	1939-40-41-42	Lambert, Harold	1941-42-43	Okrzesik, Jason	2004-05	
Christian, Jay	2000	Graham, Kaarem	1999	Lance, Don	1952-53-54	Olivari, Quincy	2020-21-22-23	
Christensen, Charles	1954	Grawunder, Ralph	1950-51-52	Lane, Madison	1976-77	Oliver, Scott	1994-95-96	
Clark, John	1946	Green, J.R.	1938	Lapray, A.J.	2018	Olson, Peter	1982	
<b>Clark, Tre</b>	<b>2021</b>	Green, Van	2015	Leamon, Joe	1946	O'Neal, Renaldo	1982-83	
Closs, Bill Tom	1941-42-43	Greenlaw, Richard	1967	Lease, Guy	1965-66	Oraby, Omar	2011-12	
Coffelt, Zac	2009	Greer, Don	1939	Lester, Miles	2018	Orr, Willis	1935-36	
Coles, Johnny	1968	Griffin, Gary	1957-58-59	Letcher-Ellis, Marquez	2016-17	Osborne, Malik	2018	
Coles, Johnny	2002-03	Guercy, Max	2013-14-15-16	Lieppert, Jake	2021-22-23	Owen, Addison	2017-18-19-20	
Collins, Shawn	1960	<b>- H -</b>		Lodge, Harris	1935-36-37	Owen, Wade	1936	
Comalander, Jerry	1943-47-48-49	Hagan, Chris	2007	Lott, Chad	2017	<b>- P -</b>		
Cook, David	1999-2000-01	Hagen, Matt	2006-07	Louwerse, Dave	1975-76-77-78	Packevicius, Paulius	2005-06-07-08	
Cooper, Erik	1986-87	Hall, Walter	1946	Lumpkin, Jody	1997	Pahmeier, Norman	1953-54	
Cooper, Mike	1938	Hall, Wiley	1965-66	<b>- M -</b>			Palmer, Chester	1940-41-42
Cordill, Ollie	1955	Halloran, Darrell	1969	Maag, Chase	1991	Park, Richard	1960-61	
Coterill, David	1938-39-40	Hand, Fred	1968	Mance, Omar-Seli	2001-02-03	Parrish, Josh	2019-20	
Craddock, Levi	1959-60	Handy, Dana	1989-90-91-92	Marion, Leroy	1971-72	Peakes, Adam	1992-93-94-95	
Craig, David	2000-01	Harris, Michael	2002-03-04-05	Maroney, Mike	1960-61-62	<b>Peakes, Jackson</b>	<b>2023</b>	
Craig, Kevin	1963	Harrison, Henry Earl II (J.R.)	2003-04-05-06	Martín, Robert	2017-18-19-20	Peera, Dan	2012-13-14-15	
Cramer, Richard	1994-95	Harrison, Tim	2017-18-19-20	<b>Mason, Mekhi</b>	<b>2023</b>	Pepper, Fred	1940-41	
Cravens, Jesse	1997-98	Hart, Fritz	1930	Matthews, John	1997-98-99	Perka, Aleks	2006-07-08-09	
Crawford, Bobby	1985-86	Hart, Ray	1930	Matthiasson, Magnus	1986	Peterson, Drew	2019-20	
Crawford, Jeff	2020	Havsa, Cavit Ege	2021	Mboya, George	1995	Pettit, Ivan	1983-84-85-86	
Crisler, Zach	1943-47	Henry, Bill	1943-44-45	McBride, Terrance	2022	Pfleiger, Cory	2006-07-09-11	
^Croucher, Willie	1943-48	Herbert, Charles	1946	McCage, Larry	1979	Phillips, Larry	1962-63-64	
Culver, Arthur	2004-05-06	Herndon, Emerson	2009-10-11-12	McCain, Travis	1965- 66	Pierce, Ricky	1980-81-82	
^Cummins, William	1943-47	Hess, Jake	1930	McCarble, George	1930	Pierre, Carl	2022	
Cunningham, Mike	1983-84	Higgins, Bob	1957-58-59	McCarthy, Tomm	2020	Polk, Stuart	2010-11	
Cunningham, Wayne	1976-77	Hill, King	1956- 57	McCullough, J.L.	1933	Polk, Carlton	1930	
<b>- D -</b>		Hill, Robert	1963	McDermott, Joe	1949-50-51	Polk, J.J.	1995-96-97	
Daniels, Carl	1985-86-87-88	Hilton, Ray	1944	<b>- P -</b>				
Daniels, Charles	1974-75	<b>- I -</b>		Ibrahim, Ahmad	2012	Pollard, Nate	2015	
Daniels, Joe	1979	<b>- J -</b>		Jackson, Frank	1975-76-77-78	Poteat, Mylyjael	2021-22	



# Rice Lettermen's list

Preston, W.A.	1957-58-59	Trauber, J.T.	2015-18
Price, Greg	1989-90	Trauber, Steve	1981
		Tucker, Temple	1956-57-58
<b>- R -</b>		Tudor, Bobby	1979-80-81-82
Rabbitt, Kevin	1993-94-95	Tunnell, Jeff	1974
Ramljak, Austin	2013-14	Tyndell, Shawn	1998-99-2000-01
Reed, Jordan	2015	Tynes, Lee	1937
Reischel, Jarelle	2012	Tynes, Scott	1990-91-92-93-94
Reist, Gary	1969-70-71		
Reynolds, Alan	1975-76-78	<b>- U -</b>	
Reynolds, J.R.	2011	<b>Ufochukwku, Ifeanyi</b>	<b>2023</b>
Reynolds, Randy	1972-73		
Rhine, Kendall	1962-63-64	<b>- V -</b>	
Rieke, Glen	1979-80-81-82	^Vahdiek, Paul	1945-49
Roach, Thomas	1944-45	Vala, Tim	1977
Robertson, Ronald	1986-87-88		
Robicheaux, Monte	1953-54-55	<b>- W -</b>	
Robinson, Adam	2000-01	Walker, Harim	1947-48
Robinson, Nick	2000-01	Walters, Harmon	1946-47
Robitaille, Tom	1958-59	Walton, Michael	2000-02-03
Rodriguez, Barry	1963-64	Washington, Keith	2013-14
Rogers, Ernie	1977	Washington, Tyrone	1981-82-83-84
Rourke, Kenneth	1989-90-91-92	Wehr, R.W.	1945
Ruffcom, Kevin	1987-88-89-90	Wendel, Steve	1968-69-70
Rule, Bob	1967-68-69	Werhle, Mark	1971-72-73
		White, J.D.	1950-51
<b>- S -</b>		Whitson, Dwight	1974
Saunders, Scott	2008	Wilks, Mike	1998-99-2000-01
Saus, Chuck	1974-75	Williams, Greg	1967-68-69
Scharlack, Donald	1946	Williams, Jack	2019
Schmidt, Bert	1971-72-73	Williams, Lorenzo	2004-05-06-07
Schoettelkotte, Todd	1993-94	Willie, David	1988-89-90
Schomers, Peter	1984	Wilson, Chadd	2009
Schwarze, Nate	2009-10-11-12	Wilson, Ross	2013-14
Schwinger, Gene	1952-53-54	Wilson, Willis	1979-80-81-82
Scott, Brent	1990-91-92-93	Witt, Harry	1934-35-36
Scott, Chip	1988-89-90-91	Witten, John	1982, 83-84-85
Seale, Wesley	1936-37-38	Wohn, Billy	1953
Selman, Bert	1939-40-41	Wolf, Peter	1930
Senske, Pat	1983	Womack, John	1962
Shaw, Robert	1980-81-82-83	Woods, Fred	1955-56-57
<b>Sheffield, Cameron</b>	<b>2021-22-23</b>		
Shipley, Olle	1960-61-62	<b>- X -</b>	
Shpack, Carl	1930	Xu, Oliver	2019
Siegmund, Donald	1963-64-65		
Simmons, James	1975-76-78	<b>- Y -</b>	
Singletary, Eric	1994-95-96-97	Youngkin, Glenn	1986-87-88-89
Skaer, Jason	1999	Youngkin, Grant	2017-18
Small, Dean	1953-54	Youngling, Randy	1972-73
Smith, Rashid	2001-02-03-04		
Smith, Steve	1960-61	<b>- Z -</b>	
Snider, Norman	1933	Zander, Whitlock	1940-41-42
Snyder, Don	1970-71-72	Zuber, David	1930
Spradling, Elvis	1963-64		
Stanford, Aaron	1935-36-37	^ Listed as a letter winner both during and after World War II. Playing time designated from first to last season played at Rice.	
Stanton, Trey	2009-10-11		
Steakley, Ike	1938-39		
Steele, Jack	1935-36		
Steele, Tracy	1983-84-85		
Steen, Frank	1937-38		
Steinkamp, Herbert	1962-64		
Stewart, Lindsey	1980-81-82-83		
Stockton, Farrar	1966-67-68		
Strickland, Will	1989-90-91-92		
Stringer, Josh	1997-98		
Sturr, Don	1968-69-70		
Sullivan, Cleveland	1960		
Switzer, Warren	1947-48-49-50		
Suman, Don	1944		
Szalay, Chris	2006-07-08		
<b>- T -</b>			
Talbert, Chance	2008		
Tanner, D'Wayne	1987-88-89-90		
Teague, Maurice	1951-52-53		
Telligman, Terrence	1954-55		
Tendler, Marty	1969		
Thomas, Evan	1930		
Thomas, Frank	1977		
Thomas, Gerry	1956-57-58		
Thomas, J.D.	1944-45-46-47		
Thomson, Hugh	1998-99		
Tighe, Charles	1949-50-51		
Timmerman, Terry	1969-70-71		
Tiner, Larry	1965		
Tom, Bill	1946-47-48		

# Rice All-Time Numerical Roster

<b>- 0 -</b>	Robbie Hudson 2000-01	Randy Reynolds 1973	Bill Doty (A) 1967	Austin Meyer 2017-18
Omar-Seli Nameh 2000-01-02-03	Arthur Culver 2003-04-05-06	Pete Meyers 1974-76	Farrar Stockton (A) 1968	
Trevan Abraham 2011	Dan Peera 2012-13	Doug Nalley 1975	Leroy Marion (A) 1970-71	<b>- 31 -</b>
Ahmad Ibrahim 2012	Denzel Davis 2015	Mike Cooper 1986-87	Teddy Johnson 1981-82-83-84	Billy Arhos
Dan Peera 2014-15	Robert Martin 2018-19-20	Greg Johnson 1989-90-91-92	Glenn Youngkin 1986-87-88-89	Gene Prater
Connor Cashaw 2016-17-18	Ben Moffat 2022	Jay Christian 2000	Scott Tynes 1990-92-93-94	James Davis 1959
Payton Moore 2019-20-21	Mason Jones 2023	Rashid Smith 2001-02	Josh Stinger 1997-98	Jerry Woodfill (A) 1962-63
Jaden Geron 2022-23		Jonathan Bailey 2007	Chris Szalay 2008	Leonard White (A) 1964-65-66
	<b>- 11 -</b>	Trey Stanton 2008-09-10-11	Zac Coffelt 2009	Johnny Coles (A) 1967-68
	Warren Schick (A) 1963-64	Julian DeBose 2012-13	Egheosa Edomwonyi 2010	Darrell Halloran (A) 1970
<b>- 00 -</b>	Martey Ivey (A) 1965-66	Hunter Eggers 2014	Elliot Franshaw 2013	Randy Reynolds (A) 1971
Donald Bennett 1980-81-82-83	Billy Carter (A) 1967-68	Bishop Mercy 2015-16-17-18	Drew Peterson 2019-20	Glen Rieck 1979-80-81-82
Steve Brooks 1984	Johnny Coles (A) 1969	<b>Max Fiedler 2020-21-22-23</b>	<b>Alem Huseinovic 2023</b>	Pat Senske 1983
Dajaun Eubanks 1990-91-92	Don Snyder (A) 1970-71			Peter Schomers 1984
	Dale Johnson 1972	<b>- 20 -</b>	<b>- 24 -</b>	Greg Price 1989
<b>- 1 -</b>	David Welsh 1974	E. Jay McIlvain 1959	Monte Robicheaux	Chase Maag 1991-92
Brock Gillespie 2002-03-04-05	James Simmons 1975-76-77-78	Rolan Burris	Gerry Thomas	Bobby Crawford 1997-98
Chris Hagan 2007-08	Marvin Moore 1990-91-92-93	Donnie Longcope (H) 1962	David Craig 1959	Nick Robinson 2000-01-02
Nate Schwarz 2009-10-11-12	Michael Walton 2000-01-02-03	Bob Hill (H) 1963-64	Barry Rodriguez (H) 1963-64	Greg Killings 2004-05-06-07
Max Guercy 2013-14-15-16	Suleiman Braimoh 2008-09-10-11	Larry Winn (H) 1965-66	Mike Inselmann (H) 1965-66-67	Dylan Ennis 2012
Josh Parrish 2019-20	Ross Wilson 2013-14	Farrar Stockton (H) 1966-67	John Gowdy (H) 1968	Van Green 2015
Noah Hutchins 2022	Corey Douglas 2017	Don Sturr (H) 1968	Don Sturr (H) 1969-70	Harrison Brown 2016
	Miles Lester 2018	Terry Timmerman (H) 1969-70-71	Dean Fisher 1971 (H)-72-73	
<b>- 2 -</b>	Riley Abercrombie 2021-22	Randy Youngling 1972-73	Jim Peacock 1974-75	<b>- 32 -</b>
Walt Chancellor 2004-05	<b>Ifeanyi Ufochukwu 2023</b>	Frank Jackson 1975-76-77-78	Tim Vala 1977	Norman Pahmeier
Joey Burbach 2014		Lindsey Stewart 1980-81-82-83	Duane Berry 1980	Tinker Wilson
Marcus Evans 2016-17		Greg Hines 1984-85-86-87	Steve Trauber 1981	Dick Park 1959
A.J. Lapray 2018	<b>- 12 -</b>	Dave Mlachnik 1988-89	Mike Cunningham 1983-84	Bob Hill (H) 1962
Trey Murphy III 2019-20	Herb Steinkamp (H) 1963-64	Bart Stepp 1990	Robert Foye 1985	Dick Cramer (H) 1963-64-65
Jake Lieppert 2021-22	Guy Lease (H) 1965-66	Tommy McGhee 1993-94-95-96	Mike Girardi 1986-87-88	Larry Miller (H) 1966-67-68
<b>Mekhi Mason 2023</b>	Rick Greenlaw (H) 1967	Keenan Holmes 1999	Will Strickland 1989-90-91-92	Tom Myer (H) 1969-70-71
	Fred Hand (H) 1968	Jason Okrzesik 2004-05	Robert Johnson 1996-97-98-99	Harry Huggins 1977
<b>- 3 -</b>	Jim Naples (H) 1969-70	Lucas Kuipers 2009-10-11-12	Jamaal Moore 2003-04-05-06	John B. Mott 1978-79-80
Dana Hardy 1989-90-91-92	Perry Gaudet (H) 1971	Jeremy Jones 2015	J.T. Trauber 2015-18	Tom Miller 1982-83-84-85
T.J. Armstrong 1996-97-98-99	Peter Olson 1982-83	Grant Youngkin 2017-18	Chris Mullins 2019-20-21-22	Ronald Robertson 1986-87-88-89
Adam Robinson 2000-01	Michael Irving 1985-86-87-88	Zach Crisler 2020	Jake Lieppert 2023	Brent Scott 1990-91-92-93
Shawn Collins 2002-03	John Matthews 1997-98-99	Damion McDowell, Jr. 2022		Jesse Cravens 1994-95-96-97
Chris Szalay 2006-07	Christian Kollik 2001-02-03-04		<b>- 25 -</b>	Ferron Morgan 1999-2000-01-02
Tamir Jackson 2010-11-12-13	Marius Cracium 2007	<b>- 21 -</b>	Joe Durrenberger	Rashid Smith 2003-04
Sean Obi 2014	Bryan Beasley 2008-09-10-11	Gene Schwinger 1952-53-54	Tom Robitaille 1959	Cory Pflieger 2006-07-08-09-11
Robert Martin 2017	Jarelle Reischel 2012	Temple Tucker 1956-57-58	Mike Maroney	Amir Smith 2016
Ako Adams 2018-19-20	Marquez Letcher-Ellis 2016-17	Steve Smith 1959	Barry Rodriguez (A) 1963-64	Jack Williams 2019
<b>Travis Evee 2021-22-23</b>	Ben Moffat 2020-21-23	Donnie Longcope (A) 1962	Mike Inselmann (A) 1965-66-67	
	Carl Pierre 2022	Bob Hill (A) 1963-64	John Gowdy (A) 1968	<b>- 33 -</b>
<b>- 4 -</b>		Larry Winn (A) 1965-66	Don Sturr (A) 1969-70	Terry Telligman
Dale Johnson (H) 1970-71	<b>- 13 -</b>	Farrar Stockton (A) 1966-67	Dean Fisher (A) 1971	King Hill
Tyrone Washington 1981-82-83-84	Herb Steinkamp (A) 1963-64	Don Sturr (A) 1968	Bill Sparker 1973	Max Bedenbaugh 1959
Magnus Matthiasson 1986-87	Guy Lease (A) 1965-66	Terry Timmerman (A) 1969-70-71	Danny Carroll 1975	Jim Fox
Greg Price 1990-91	Rick Greenlaw (A) 1967	Chuck Gentry 1987	Elbert Darden 1976-77-78-79	Bob Hill (A) 1962
David Holmes 1992-93	Fred Hand (A) 1968	Torrey Andrews 1991-92-93-94	Ricky Pierce 1980-81-82	Dick Cramer (A) 1963-64-65
J.J. Polk 1995-96-97	Jim Naples (A) 1969-70	Archie Myers 1995	Richard Holmes 1986-87-88-89	Larry Miller (A) 1966-67-68
Brandon Evans 2000-01-02-03	Perry Gaudet 1971 (A)-72-73	Hugh Thompson 1998-99	Kevin Rabbitt 1993-94-95	Tom Myer (A) 1969-70-71
Matt Hagen 2005-06-07-08	Bart Harrison 1974	Rodney Foster 2006-07-08-09	Kevin Craig 2000-01	Scott Fisher 1972-73-74
Connor Frizzelle 2009-10-11-12	Doug Nalley 1976	Chris Eversley 2010		Alan Reynolds 1975-76-77-78
Nizar Kapic 2013-14	Sam Campbell 1991-92-93	Drew Bender 2014	<b>- 26 -</b>	Andy Gilchrist 1986-87-88-89
Egor Koulechov 2016-17	Eric Mboya 1995	Chad Lott 2017	Glenn Fields	Adam Peakes 1992-93-94-95
Dylan Jones 2018-19	Paulius Pakevicius 2005-06-07-08		<b>- 27 -</b>	Jody Lumpkin 1997
Quincy Olivari 2020-21-22-23	Chadd Wilson 2009	<b>- 22 -</b>	Bob Higgins 1956-57	Erik Cooper 1998-99-2000-01
	Stuart Pirri 2010-11	Bobby Brashear		Michael Harris 2002-03-04-05
<b>- 5 -</b>	Addison Owen 2017	Dale Ball 1959	<b>- 28 -</b>	Lawrence Ghoram 2007-08-09-10
Dale Johnson (A) 1970-71	Malik Osborne 2018	Ernie Mills	W.A. Preston	
Anthony DeCello 1978-79-80-81	Tommy McCarthy 2020	Larry Phillips (H) 1962-63-64		<b>- 34 -</b>
Kevin Fuller 1987	Terrance McBride 2022	Rick Greenlaw (H) 1965-66		Gary Griffin 1959
Eric Singletary 1994-95-96-97	<b>Andrew Akuchie 2023</b>	Bill Doty (H) 1967		Buster Sullivan
Shawn Tyndell 1998		Farrar Stockton (H) 1968		Jim Fox (H) 1962
T.J. McKenzie 1999-2000-01-02	<b>- 14 -</b>	Leroy Marion 1970 (H)-71 (H)-72		Frank Pickens (H) 1963
Lorenzo Williams 2004-05-06-07	Kendall Rhine (H) 1963-64	Jeff Tunnell 1974-75		Wiley Hall (H) 1964-65-66
Jasen Williams 2008	Bill Doty (H) 1965-66	Wayne Cunningham 1976-77-78		Bill Howard (H) 1968
Emerson Herndon 2009-10-11-12	Greg Williams (H) 1967-68-69	Bobby Tudor 1979-80-81-82		Gary Reist (H) 1969-70-71
Keith Washington 2013-14	Dan McGuire 1970 (H)-71 (H)-72	Tracy Steele 1983-84-85		Kim Kaufman 1972
Jordan Reed 2015	Chuck Saus 1973-74-75	D'Wayne Tanner 1987-88-89-90		Charles Daniels 1973-74-75-76
Ako Adams 2017	George Taylor 1976-77	Matt Baskind 1994		Bobby Forrest 1977-78
Addison Owen 2018-19-20	Willis Wilson 1979-80-81-82	Brian Beshara 1997		Doug Ekeroth 1979
<b>Cameron Sheffield 2021-22-23</b>	Tony Winfrey 1983	Shawn Tyndell 1999-2000-01-02		Kenny Austin 1980-81-82-83
	David Willie 1988-89-90-91	Morris Almond 2004-05-06-07		Gary McGuire 1984-85
<b>- 10 -</b>	J.J. Polk 1994	A.J. Holland 2010		Kenneth Rourke 1989-90-91-92
Warren Schick (H) 1963-64	J.R. Harrison 2003-04-05-06	Marcus Jackson 2014-15-17		Shawn Igo 1994-95-96-97
Marty Ivey (H) 1965-66	Pierre Beasley 2008	Tre Clark 2021		Mike Wilks 1998-99-2000-01
Billy Carter (H) 1967-68	Arsalan Kazemi 2010-11-12	<b>Jackson Peakes 2023</b>		Jason McKrieth 2002-03-04-05
Johnny Coles (H) 1969	Najja Hunter 2018			Scott Saunders 2008
Don Snyder 1970 (H)-71 (H)-72	Reed Myers 2020-21-22-23	<b>- 23 -</b>		P.J. Bolte 2009
Darryl Hughes 1973		Fred Woods		Omar Oraby 2011-12
Mark Keitel 1974-75	<b>- 15 -</b>	W.A. Preston 1959		Mylyjael Poteat 2021-22
Madison Lane 1976-77	Kendall Rhine (A) 1963-64	Olle Shipley		
Ivan Pettitt 1983-84-85-86	Bill Doty (A) 1965-66	Larry Phillips (A) 1962-63-64		
Chad Michael 1996-97-98	Greg Williams (A) 1967-68-69	Rick Greenlaw (A) 1965-66		

# Rice All-Time Numerical Roster

<b>- 35 -</b>	Dave Ramer	1985		
Nicky Nichols	Todd Schoettelkoette	1992-93-	<b>- 65 -</b>	
Bob Higgins		94	Orville Welch	(A) 1962
Jerry Comalander	Nate Pollard	2015-16		
Jim Fox (A)			<b>- 70 -</b>	
Frank Pickens (A)	<b>- 50 -</b>		Paul Rhine	(H) 1962-63
Wiley Hall (A)	Olle Shipley	(H) 1962		
Bill Howard (A)	Elvis Spradling	(H) 1963-64	<b>- 71 -</b>	
Gary Reist (A)	Denny Beck	(H) 1965	Paul Rhine	(A) 1962-63
Dave Kisker	Tommy Molina	(H) 1966-67-68		
Dave Louwerse	Marty Tender	(H) 1969	<b>- 72 -</b>	
Jason Bridges	Ted Melady	(H) 1970	Herb Steinkamp	(H) 1962
Tim Harrison	Bert Schmidt	(H) 1971		
	John Kabbes	1972-73-74	<b>- 73 -</b>	
<b>- 40 -</b>	Ed Nickols	1975	Herb Steinkamp	(A) 1962
Larry Tiner	Robert Hubble	1978		
Danny Dossett	Brett Burkholder	1979		
Marty Ivey	Jeff Crawford	1985-86		
Steve Wendel	Kevin Ruffcorn	1987-88-89-90		
Ted Melady			<b>- 51 -</b>	
Bert Schmidt	Olle Shipley	(A) 1962		
Howard Laidlaw	Elvis Spradling	(A) 1963-64		
Doug Ekeroth	Denny Beck	(H) 1965		
Renaldo O'Neal	Tommy Molina	(A) 1966-67-68		
Jarvis Kelley Sanni	Marty Tender	(A) 1969		
Mike Kinsella	Ted Melady	(A) 1970		
	Bert Schmidt	(A) 1971		
<b>- 41 -</b>			<b>- 52 -</b>	
Larry Tiner	Johnny Womack	(H) 1962-63		
Danny Dossett	Doug McKendrick	(H) 1964-		
Marty Ivey		65-66		
Steve Wendel	Jim Hubenak	(H) 1967-68-69		
Ted Melady	Steve Wendel	(H) 1970		
Patrick Britton	John G. Mott	1971 (H)-72-73		
Seth Gearhart	Dwight Whitson	1974		
	Bart Harrison	1975		
<b>- 42 -</b>	Terrence Cashaw	1983-84-85-86		
Jerry Comalander	Kevin Nanney	1995-96		
George Gordon			<b>- 53 -</b>	
Buster Sullivan	Johnny Womack	(A) 1962-63		
Don Siegmund	Doug McKendrick	(A) 1964-		
Farrar Stockton		65-66		
Mike Frizzell	Jim Hubenak	(A) 1967-68-69		
Chuck Nelson	Steve Wendel	(A) 1970		
Steve Lukingbeal	John G. Mott	(A) 1971		
Alan Miller			<b>- 54 -</b>	
Carl Daniels	Orville Welch	(H) 1963		
Scott Oliver	Tim Barker	(H) 1964		
Derek Michaelis	Travis McCain	(H) 1965-66		
Yamar Diene	Mike Skaer	(H) 1970		
Chance Talbert	Steve Emshoff	(H) 1971		
Austin Ramljak	Robert Hubble	(H) 1979		
Quentin Millora-Brown	Andrew Drone	2014-15-16-17		
			<b>- 55 -</b>	
<b>- 43 -</b>	Orville Welch	(A) 1963		
Buster Sullivan	Tim Barker	(A) 1964		
Don Siegmund	Travis McCain	(A) 1965-66		
Farrar Stockton	Mike Skaer	(A) 1970		
Mike Frizzell	Steve Emshoff	1971 (A)-72-73		
Chuck Nelson	Larry McCage	1979		
Frank Thomas	Seth Deutsch	1994-95-96		
Robert Shaw	Cavit Ege Havsa	2021		
Eric Etchison			<b>- 60 -</b>	
Jason Skaer	Dave McStravick	(H) 1962-63		
Aleks Perka	Hugh Blevins (H)			
			<b>- 61 -</b>	
<b>- 44 -</b>	Dave McStravick	(A) 1962-63		
Mike Maroney	Hugh Blevins (A)			
Carroll Keilers			<b>- 62 -</b>	
Bob Rule	Bill Collard	(H) 1962		
Mark Wehrle	Bill Doty	(H) 1964		
Dwight Whitson			<b>- 63 -</b>	
Andy Miller	Bill Collard	(A) 1962		
Joe Daniels	Bill Doty	(A) 1964		
John Witten			<b>- 64 -</b>	
Robert Glaze	Orville Welch	(H) 1962		
Alex Bougaieff				
J.R. Reynolds				
Bahrom Firozgary				
<b>- 45 -</b>				
Mike Maroney				
Carroll Keilers				
Bob Rule				
Mark Wehrle				
Danny Carroll				
Paul Fichtinger				

# All-Time Results

## 1914-15

**Coach: Robert Cummings**  
8-1 (5-1 SWC) • (8-1 H)

Date	Opponent	W/L	Rice	Opp.
Jan. 16	Galveston YMCA	W	64	16
Jan. 20	Houston HS	W	64	9
Jan. 22	Galveston	W	27	18
Jan. 29	* Baylor	W	45	10
Feb. 3	* Texas	L	14	28
Feb. 4	* Baylor	W	40	20
Feb. 4	* Southwestern (TX)	W	18	8
Feb. 6	* Texas A&M	W	27	15
Feb. 9	* Southwestern (TX)	W	39	7

\* Southwest Conference game

## 1915-16

**Coach: Robert Cummings**  
12-5 (5-3 SWC) • (10-1 H, 2-4 A)

Date	Opponent	W/L	Rice	Opp.
Jan. 3	E. Texas Normal (TAMU-Commerce)	W	60	15
Jan. 15	* Southwestern (TX)	W	40	8
Jan. 20	Decatur Baptist	W	63	20
Jan. 27	Galveston	W	50	20
Jan. 31	* Baylor	W	35	19
Feb. 1	* Baylor	W	34	15
Feb. 7	Tulane	W	33	18
Feb. 8	Tulane	W	42	18
Feb. 11	* at Texas	L	27	37
Feb. 12	* at Texas A&M	L	20	25
Feb. 18	* Texas A&M	W	16	9
Feb. 19	* Texas A&M	W	24	22
Feb. 21	* Texas	L	16	17
Feb. 23	at LSU	L	21	29
Feb. 24	at LSU	L	17	25
Feb. 25	at Tulane	W	29	25
Feb. 26	at Tulane	W	29	13

\* Southwest Conference game

## 1916-17

**Coach: Robert Cummings**  
10-5 • (10-2 H, 0-3 A)

Date	Opponent	W/L	Rice	Opp.
Jan. 9	Southwestern (TX)	W	28	22
Jan. 10	Southwestern (TX)	W	33	12
Jan. 15	Texas A&M	W	19	16
Jan. 16	at Texas A&M	L	13	21
Jan. 22	Daniel Baker	W	27	6
Jan. 23	Daniel Baker	W	32	9
Jan. 29	at Texas	L	18	30
Jan. 30	Texas	W	24	18
Jan. 31	Southwestern (TX)	W	22	10
Feb. 9	Texas	L	24	26
Feb. 10	Texas	W	27	14
Feb. 15	TCU	W	37	16
Feb. 16	TCU	W	43	16
Feb. 26	Texas A&M	L	23	24
Feb. 27	at Texas A&M	L	20	27

## 1917-18

**Coach: Wilbur Tisdale**  
10-4 (7-3 SWC) • (7-3 H, 3-1 A)

Southwest Conference Champions				
Date	Opponent	W/L	Rice	Opp.
Jan. 18	Southwestern (TX)	W	33	14
Jan. 19	Southwestern (TX)	W	54	19
Jan. 24	* at Texas A&M	W	18	14
Jan. 25	* at Texas A&M	L	21	25
Feb. 1	* Texas	L	16	28
Feb. 2	* Texas	L	25	32
Feb. 13	* Baylor	W	53	20
Feb. 14	* Baylor	W	52	21
Feb. 18	SMU	L	23	32
Feb. 19	SMU	W	35	30
Feb. 25	* at Texas	W	40	36
Feb. 26	* at Texas	W	31	27
Mar. 1	* Texas A&M	W	27	26
Mar. 2	* Texas A&M	W	29	21

\* Southwest Conference game

## 1918-19

**Coach: Wilbur Tisdale**  
4-10 (2-8 SWC) • (4-4 H, 0-6 A)

Date	Opponent	W/L	Rice	Opp.
Jan. 16	at TCU	L	17	25

Jan. 17	at TCU	L	18	23
Jan. 24	Southwestern (TX)	W	22	15
Jan. 25	Southwestern (TX)	W		
Feb. 1	* Texas	L	22	23
Feb. 2	* Texas	L	22	38
Feb. 5	* Baylor	W	37	25
Feb. 6	* Baylor	W	34	22
Feb. 14	* at Texas	L	25	28
Feb. 15	* at Texas	L	11	36
Feb. 17	* at SMU	L	17	27
Feb. 18	* at SMU	L	20	32
Feb. 24	* SMU	L	24	40
Feb. 25	* SMU	L	17	29

\* Southwest Conference game

## 1919-20

**Coach: Leslie Mann**  
6-6 (2-5 SWC) • (3-4 H, 2-2 A)

Date	Opponent	W/L	Rice	Opp.
Jan. 2	SW Texas State (Texas State)	W	33	6
Jan. 15	TCU	W	50	20
Jan. 16	Midwestern State	L	18	22
Jan. 26	* at SMU	W	24	23
Jan. 30	* Texas A&M	L	16	39
Jan. 31	* Texas A&M	L	10	28
Feb. 5	SW Texas State (Texas State)	W	36	6
Feb. 6	SW Texas State (Texas State)	W	30	13
Feb. 11	* Texas	L	12	20
Feb. 14	* at Texas	W	24	13
Feb. 20	* at Texas A&M	L	13	43
Feb. 21	* at Texas A&M	L	13	28

\* Southwest Conference game

## 1920-21

**Coach: Pete Cawthon**  
5-10 (4-9 SWC) • (5-4 H, 0-6 A)

Date	Opponent	W/L	Rice	Opp.
Jan. 10	Simmons	W	30	17
Jan. 14	* Baylor	W	29	21
Jan. 15	* Baylor	W	28	17
Jan. 21	* Texas A&M	L	17	19
Jan. 22	* Texas A&M	L	17	35
Jan. 28	* at Texas	L	9	32
Jan. 29	* at Texas	L	13	35
Jan. 31	* at Baylor	L	19	25
Feb. 1	* at Baylor	L	24	35
Feb. 10	* SMU	W	27	20
Feb. 17	* at Texas A&M	L	16	26
Feb. 18	* at Texas A&M	L	18	28
Feb. 23	* Texas	L	31	35
Feb. 24	* Texas	W	24	22
Feb. 26	LSU	L	23	35

\* Southwest Conference game

## 1921-22

**Coach: Howard F. Yerges**  
2-12 (1-1 SWC) • (1-6 H, 1-6 A)

Date	Opponent	W/L	Rice	Opp.
Jan. 13	Sam Houston Normal (SHSU)	W	33	29
Jan. 14	Sam Houston Normal (SHSU)	L	14	34
Jan. 20	at Texas A&M	L	7	22
Jan. 21	at Texas A&M	L	12	19
Jan. 27	Texas	L	13	33
Jan. 28	Texas	L	12	29
Feb. 3	* at Baylor	W	25	22
Feb. 4	at SMU	L	16	20
Feb. 13	at SMU	L	19	23
Feb. 17	Texas A&M	L	6	15
Feb. 18	Texas A&M	L	9	13
Feb. 24	at Texas	L	8	21
Feb. 25	at Texas	L	11	36
Mar. 3	* Baylor	L	11	26

\* Southwest Conference game

## 1922-23

**Coach: Phil Arbuckle**  
10-9 (7-8 SWC) • (7-5 H, 2-4 A)

Date	Opponent	W/L	Rice	Opp.
Jan. 5	Port Arthur Gulf	L	20	26
Jan. 10	* Oklahoma A&M (Oklahoma St.)	W	26	16
Jan. 11	* Oklahoma A&M (Oklahoma St.)	L	18	29
Jan. 12	Sam Houston Normal (SHSU)	W	22	13
Jan. 13	Sam Houston Normal (SHSU)	W		
Jan. 15	Houston YMCA	W	24	11

Jan. 26	* at Texas A&M	L	24	33
Jan. 27	* at Texas A&M	W	26	15
Feb. 2	* Baylor	W	22	20
Feb. 3	* Baylor	L	8	11
Feb. 9	* at Texas	L	17	36
Feb. 10	* at Texas	L	17	24
Feb. 16	* Texas A&M	L	25	29
Feb. 17	* Texas A&M	L	23	25
Feb. 23	* Texas	W	29	21
Feb. 24	* Texas	W	32	26
Mar. 2	* at Baylor	L	25	26
Mar. 3	* at Baylor	W	32	18
Mar. 5	* Oklahoma A&M (Oklahoma St.)	W	28	21

\* Southwest Conference game

## 1923-24

**Coach: Franklyn Ashcraft**  
3-17 (3-17 SWC) • (3-7 H, 0-10 A)

Date	Opponent	W/L	Rice	Opp.
Jan. 9	*TCU	L	13	18
Jan. 10	*TCU	L	9	16
Jan. 14	*at Baylor	L	14	17
Jan. 15	*at Baylor	L	8	12
Jan. 18	*Texas	L	14	33
Jan. 19	*Texas	L	22	40
Jan. 25	*at Texas A&M	L	13	23
Jan. 26	*at Texas A&M	L	14	22
Feb. 1	*Baylor	W	33	17
Feb. 2	*Baylor	L	22	26
Feb. 8	*at Texas	L	10	39
Feb. 9	*at Texas	L	9	32
Feb. 15	*Texas A&M	L	26	31
Feb. 16	*Texas A&M	W	28	26
Feb. 22	*Arkansas	L	22	29
Feb. 23	*Arkansas	W	30	19
Feb. 29	*at TCU	L	30	31
Mar. 1	*at TCU	L	34	35
Mar. 3	*at Oklahoma A&M (Oklahoma St.)	L	19	32
Mar. 4	*at Oklahoma A&M (Oklahoma St.)	L	25	33

\* Southwest Conference game

## 1924-25

**Coach: John P. Nicholson**  
2-12 (2-12 SWC) • (2-7 H, 0-5 A)

Date	Opponent	W/L	Rice	Opp.
Jan. 19	*at Texas A&M	L	17	35
Jan. 19	*at Baylor	L	7	14
Jan. 21	*Oklahoma A&M (Oklahoma St.)	L	11	25
Jan. 22	*Oklahoma A&M (Oklahoma St.)	L	14	20
Jan. 28	*Texas A&M	L	21	29
Jan. 30	*SMU	L	23	30
Feb. 1	*at Arkansas	L	19	37
Feb. 2	*at Arkansas	L	9	29
Feb. 7	*SMU	W	32	23
Feb. 12	*TCU	L	21	29
Feb. 14	*Texas	L	16	20
Feb. 20	*TCU	L	12	26
Feb. 21	*Baylor	W	24	16
Feb. 24	*at Texas	L	13	28

\* Southwest Conference game

## 1925-26

**Coach: Franklyn Ashcraft**  
1-13 (1-11 SWC) • (1-6 H, 0-5 A)

Date	Opponent	W/L	Rice	Opp.
Jan. 13	Centenary	L	37	41
Jan. 14	Centenary	L	22	33
Jan. 16	*Texas	W	22	17
Jan. 18	*Baylor	L	21	23
Jan. 21	*TCU	L	24	27
Jan. 22	*Texas A&M	L	29	31
Jan. 26	*at Texas A&M	L	28	32
Feb. 12	*Arkansas	L	15	54
Feb. 13	*Arkansas	L	17	25
Feb. 15	*at TCU	L	21	41
Feb. 19	*at Baylor	L	26	31
Feb. 20	*at SMU	L	9	29
Feb. 23	*at Texas	L	9	27
Feb. 23	*SMU	L	9	23

\* Southwest Conference game

# All-Time Results

## 1926-27

Coach: Franklyn Ashcraft  
0-9 (0-9 SWC) • (0-4 H, 0-5 A)

Date	Opponent	W/L	Rice	Opp.
Jan. 7	at Arkansas	L	18	36
Jan. 8	at Arkansas	L	18	33
Jan. 14	Texas A&M	L	28	29
Jan. 17	at Texas	L	19	28
Jan. 22	at SMU	L	15	44
Feb. 2	Texas	L	24	30
Feb. 21	TCU	L	21	27
Feb. 23	at Texas A&M	L	20	40
Feb. 25	SMU	L	20	39

\* Southwest Conference game

## 1927-28

Coach: Russell Daugherty  
3-9 (3-9 SWC) • (1-5 H, 2-4 A)

Date	Opponent	W/L	Rice	Opp.
Jan. 7	*Texas A&M	L	23	27
Jan. 14	*SMU	L	20	33
Jan. 21	*at Texas	L	27	37
Jan. 23	*at Baylor	L	31	35
Jan. 28	*Baylor	W	37	27
Jan. 30	*at Texas A&M	W	33	30
Feb. 1	*Texas	L	34	36
Feb. 13	*at TCU	W	21	20
Feb. 17	*Arkansas	L	11	21
Feb. 18	*Arkansas	L	23	27
Feb. 24	*at TCU	L	15	21
Feb. 25	*at TCU	L	15	21

\* Southwest Conference game

## 1928-29

Coach: Russell Daugherty  
2-10 (2-10 SWC) • (2-3 H, 0-7 A)

Date	Opponent	W/L	Rice	Opp.
Jan. 10	*at Texas A&M	L	29	33
Jan. 15	*Texas A&M	W	38	30
Jan. 21	*TCU	L	27	28
Jan. 26	*at Baylor	L	38	41
Jan. 28	*at Texas	L	25	55
Feb. 9	*SMU	L	20	26
Feb. 15	*at Arkansas	L	18	51
Feb. 16	*at Arkansas	L	13	44
Feb. 18	*at SMU	L	28	29
Feb. 19	*at TCU	L	26	27
Feb. 26	*Texas	L	32	33
Mar. 2	*Baylor	W	43	28

\* Southwest Conference game

## 1929-30

Coach: Russell Daugherty  
7-9 (4-8 SWC) • (4-5 H, 1-4 A)

Date	Opponent	W/L	Rice	Opp.
Dec. 5	YMCA Triangles	W	35	33
Dec. 13	E. Texas St. (TAMU-Commerce)	L	28	38
Dec. 20	Sam Houston State	W		
Dec. 21	Sam Houston State	W		
Jan. 7	* Texas	L	24	39
Jan. 11	* SMU	L	40	41
Jan. 17	* at SMU	L	28	34
Jan. 18	* at TCU	L	24	33
Jan. 21	* Texas A&M	W	23	17
Feb. 3	* TCU	W	24	23
Feb. 8	* at Texas A&M	W	26	17
Feb. 15	* at Baylor	L	27	35
Feb. 17	* at Texas	L	23	31
Feb. 24	* Arkansas	L	26	30
Feb. 25	* Arkansas	W	37	16
Mar. 1	* Baylor	L	37	41

\* Southwest Conference game

## 1930-31

Coach: Russell Daugherty  
8-9 (4-8 SWC) • (4-3 H, 4-6 A)

Date	Opponent	W/L	Rice	Opp.
Dec. 26	at Illinois Wesleyan	W	36	27
Dec. 29	at Bradley	W	47	34
Dec. 30	at Bradley	W	41	40
Jan. 2	at DePaul	L	28	45
Jan. 9	* at TCU	L	38	49
Jan. 10	* at SMU	L	28	44
Jan. 12	* at Arkansas	L	32	36

Jan. 13	* at Arkansas	L	25	31
Jan. 17	* Baylor	W <sup>ot</sup>	37	34
Jan. 24	* Texas A&M	W	27	24
Jan. 27	* at Baylor	L	40	53
Feb. 14	* Texas	W	50	42
Feb. 17	* Texas A&M	L	23	26
Feb. 21	* TCU	L	29	49
Feb. 23	* SMU	L	39	59
Feb. 25	* at Texas	W	23	16
Feb. 28	Sante Fe	W	38	23

\* Southwest Conference game

## 1931-32

Coach: Russell Daugherty  
5-9 (4-8 SWC) • (3-5 H, 2-4 A)

Date	Opponent	W/L	Rice	Opp.
Dec. 18	Sam Houston State	W	39	27
Dec. 19	Sam Houston State	L	23	36
Jan. 9	* Texas A&M	W	40	26
Jan. 16	* at TCU	L	22	47
Jan. 18	* at SMU	W	24	19
Jan. 23	* at Texas	L	19	26
Jan. 25	* Baylor	L	21	41
Feb. 16	* at Texas A&M	L	6	27
Feb. 17	* SMU	W	28	22
Feb. 20	* TCU	L	28	47
Feb. 23	* at Baylor	L	21	36
Feb. 24	* at Texas	W	25	22
Feb. 26	* Arkansas	L	23	25
Feb. 27	* Arkansas	L	19	34

\* Southwest Conference game

## 1932-33

Coach: Jimmy Kitts  
7-10 (2-10 SWC) • (1-4 H, 1-5 A)

Date	Opponent	W/L	Rice	Opp.
Dec. 13	Texas A&M	W	50	35
Dec. 17	Sam Houston State	L	29	36
	Marshall's Five	W	61	25
	Texas Company	W	39	34
Jan. 7	Texas A&M	W	35	18
	Sam Houston State	W	39	38
Jan. 14	* Baylor	W	45	28
Jan. 20	* at Arkansas	L	32	36
Jan. 21	* at Arkansas	L	23	33
Jan. 23	* at SMU	L	33	34
Jan. 24	* at TCU	L	23	49
Feb. 11	* Texas A&M	L	18	26
Feb. 14	* Texas	L	24	33
Feb. 21	* at Baylor	W	39	35
Feb. 22	* at Texas	L	31	59
Feb. 25	* TCU	L	34	37
Feb. 28	* SMU	L	24	26

\* Southwest Conference game

## 1933-34

Coach: Jimmy Kitts  
6-6 (6-6 SWC) • (5-2 H, 1-4 A)

Date	Opponent	W/L	Rice	Opp.
Jan. 10	* Texas A&M	W	31	29
Jan. 13	* SMU	W	37	25
Jan. 20	* at Texas	L	38	40
Jan. 22	* at Baylor	W	45	30
Feb. 12	* TCU	L	27	29
Feb. 16	* Arkansas	L	20	32
Feb. 17	* Arkansas	W	25	22
Feb. 20	* Texas	W	45	34
Feb. 24	* at SMU	L	30	36
Feb. 26	* at TCU	L	25	42
Feb. 28	* at Texas A&M	L	36	40
Mar. 3	* Baylor	W	39	32

\* Southwest Conference game

## 1934-35

Coach: Jimmy Kitts  
20-3 (9-3 SWC) • (15-0 H, 5-3 A)

Southwest Conference Champions				
Date	Opponent	W/L	Rice	Opp.
Dec. 18	Texas A&I (TAMU-Kingsville)	W	62	31
Dec. 19	Texas A&I (TAMU-Kingsville)	W	47	21
Dec. 20	at Sam Houston State	W	38	22
Dec. 22	United Gas	W	45	24
Dec. 28	Texas Chiropractors	W	68	20
Dec. 29	San Antonio YMCA	W	63	24

Jan. 2	Hunt Oilers	W	37	36
Jan. 3	Hunt Oilers	W	35	21
Jan. 5	* Texas A&M	W	46	32
Jan. 10	* at Arkansas	L	30	31
Jan. 11	* at Arkansas	L	19	37
Jan. 14	* at TCU	W	36	24
Jan. 15	* at SMU	L	19	24
Jan. 19	LSU	W	56	47
Jan. 24	Sam Houston State	W	48	22
Jan. 26	* Baylor	W	43	31
Feb. 7	Central Methodist	W	34	28
Feb. 9	* Texas	W	43	35
Feb. 16	* SMU	W	32	30
Feb. 19	* at Texas A&M	W	33	23
Feb. 22	* TCU	W	29	25
Mar. 3	* at Texas	W	34	28
Mar. 4	* at Baylor	W	36	26

\* Southwest Conference game

## 1935-36

Coach: Jimmy Kitts

12-10 (8-4 SWC) • (5-5 H, 6-3 A, 0-2 N)				
Date	Opponent	W/L	Rice	Opp.
Dec. 18	at Oklahoma	L	38	47
Dec. 19	at Oklahoma	L	26	34
Dec. 27	Hurst Oil	L	31	35
Dec. 28	Hurst Oil	L	27	31
Jan. 2	United Gas	W	31	27
	SHS&C	W	40	20
Jan. 7	* at Baylor	W	35	33
Jan. 8	* at Texas	L	32	41
Jan. 14	* Arkansas	L	26	33
Jan. 15	* Arkansas	W	35	29
Jan. 18	* at TCU	W	34	20
Jan. 20	* at SMU	W	42	26
Jan. 22	at LSU	W	42	37
Jan. 23	at LSU	W	38	30
Feb. 6	* Baylor	W	32	23
Feb. 12	* Texas	L	33	37
Feb. 14	* at Texas A&M	W	38	32
Feb. 19	\$ vs. Long Island	L	29	45
Feb. 21	\$ vs. Duquesne	L	39	43
Feb. 25	* Texas A&M	W	44	29
Feb. 29	* SMU	L	34	43
Mar. 2	* TCU	W	45	29

\* Southwest Conference game

\$ Madison Square Garden (New York, N.Y.)

## 1936-37

Coach: Jimmy Kitts  
7-12 (6-6 SWC) • (5-7 H, 2-5 A)

Date	Opponent	W/L	Rice	Opp.
Dec. 16	Drake	L	38	39
Dec. 17	Drake	W	30	26
Dec. 19	Oklahoma	L	28	31
Dec. 21	USC	L	31	40
Dec. 22	USC	L	39	67
Jan. 6	* Texas A&M	W	32	25
Jan. 8	LSU	L	29	32
Jan. 9	LSU	L	37	38
Jan. 16	* at Texas	W	28	20
Jan. 22	* at Baylor	L	19	27
Jan. 27	* at Texas A&M	L	24	28
Feb. 12	* at SMU	L	36	38
Feb. 13	* at TCU	W	43	36
Feb. 17	* Texas	W	40	35
Feb. 19	* at Arkansas	L	29	52
Feb. 20	* at Arkansas	L	34	52
Feb. 27	* SMU	L	32	35
Mar. 1	* TCU	W	43	34
Mar. 6	* Baylor	W	40	36

\* Southwest Conference game

## 1937-38

Coach: Jimmy Kitts  
6-17 (2-10 SWC) • (3-8 H, 1-8 A, 1-1 N)

Date	Opponent	W/L	Rice	Opp.
Dec. 20	USC	L	30	55
Dec. 21	USC	L	37	43
Dec. 27	NE Oklahoma	W	38	26
Dec. 28	North Texas State (North Texas)	L	33	43
Dec. 29	\$ vs. Baylor	W	44	30
Dec. 30	\$ vs. Central Missouri State	L	28	35
Jan. 3	at Oklahoma	L	41	51
Jan. 4	at Oklahoma	L	10	50

# All-Time Results

Jan. 7	at LSU	W	45	38
Jan. 8	at LSU	L	38	53
	Sam Houston State	W	42	37
Jan. 11	* Arkansas	L	31	38
Jan. 12	* Arkansas	L	37	59
Jan. 15	* at Texas A&M	L	39	45
Jan. 22	* Baylor	L	44	54
Feb. 8	* Texas	W	42	41
Feb. 12	* SMU	L	23	42
Feb. 14	* TCU	W	62	57
Feb. 18	* at SMU	L	35	50
Feb. 19	* at TCU	L	48	50
Feb. 25	* at Texas	L	35	53
Feb. 26	* at Baylor	L	45	47
Mar. 1	* Texas A&M	L	45	52

\* Southwest Conference game

§ All-College Tournament (Oklahoma City, Okla.)

## 1938-39

Coach: Buster Brannon

10-11 (6-6 SWC) • (7-4 H, 2-7 A, 1-0 N)

Date	Opponent	W/L	Rice	Opp.
Dec. 10	Tulane	W	40	18
Dec. 12	at Stephen F. Austin	L	24	31
Dec. 14	LSU	W	34	32
Dec. 15	LSU	L	27	30
Dec. 19	at North Texas St. (North Texas)	L	38	45
Dec. 21	at Sam Houston State	L	43	56
Dec. 22	at Sam Houston State	L	43	45
Dec. 23	§ vs. Sam Houston State	W	46	40
Jan. 5	* at Texas A&M	W	51	49
Jan. 7	* Texas	W	45	41
Jan. 16	* Texas A&M	W	37	29
Jan. 20	* at SMU	L	31	33
Jan. 21	* at TCU	W	44	41
Jan. 28	* Baylor	L	42	44
	Second Presbyterian	W	60	50
Feb. 16	* TCU	W	44	30
Feb. 18	* SMU	W	39	36
Feb. 24	* at Baylor	L	40	63
Feb. 25	* at Texas	L	41	50
Mar. 1	* Arkansas	L	45	50
Mar. 2	* Arkansas	L	35	40

\* Southwest Conference game

§ Conroe, Texas

## 1939-40

Coach: Buster Brannon

25-4 (10-2 SWC) • (9-2 H, 12-1 A, 2-1 N)

Southwest Conference Champions

NCAA West Regional

Date	Opponent	W/L	Rice	Opp.
	Second Presbyterian	W	75	33
	State Mutual	W	82	17
Dec. 12	North Texas State (North Texas)	W	72	37
Dec. 13	§ vs. Sam Houston State	W	65	51
Dec. 15	at Sam Houston State	W	52	42
Dec. 18	at LSU	W	56	39
Dec. 19	at LSU	W	61	51
	Centenary	W	60	28
	Centenary	W	60	39
Dec. 28	at Purdue	L	41	52
	at Loyola (Ill.)	W	55	41
Jan. 1	at Bradley	W	65	58
Jan. 5	* TCU	W	57	41
Jan. 6	* Texas	L	46	50
Jan. 12	* at TCU	W	48	24
Jan. 13	* at SMU	W	36	34
Jan. 18	* at Texas A&M	W	62	44
Jan. 22	* at SMU	W	52	33
Jan. 23	* Texas A&M	W	67	54
Jan. 26	* Baylor	L	43	45
Jan. 27	* Baylor	W	52	44
	at St. Mary's (Texas)	W	59	43
	at St. Mary's (Texas)	W	66	47
Feb. 19	* Arkansas	W	60	43
Feb. 20	* Arkansas	W	42	28
Feb. 27	* at Texas	W	42	41
	Phelan's Best	W	60	46
Mar. 22	^ vs. Kansas	L	44	50
Mar. 23	^ vs. Colorado	W <sup>st</sup>	60	56

\* Southwest Conference game

^ NCAA West Regional (Kansas City, Mo.)

## 1940-41

Coach: Buster Brannon

18-6 (8-4 SWC) • (12-0 H, 4-4 A, 0-1 N)

Date	Opponent	W/L	Rice	Opp.
Dec. 10	Sam Houston State	W	53	33
Dec. 12	Sam Houston State	L	36	46
Dec. 16	USC	W	51	37
Dec. 17	USC	W	43	41
Dec. 19	LSU	W	60	48
Dec. 20	LSU	W	54	33
Dec. 23	at LaSalle	W	51	45
Dec. 27	at Albright College	W	73	65
Dec. 30	§ vs. Long Island	L	57	61
Jan. 7	* at Texas	L	37	48
Jan. 11	* Texas A&M	W	68	43
Jan. 17	* Baylor	W	52	32
Jan. 20	* at TCU	W	61	43
Jan. 21	* at SMU	L	36	43
Jan. 25	Port Arthur	W	78	33
Feb. 5	St. Mary's (Texas)	W	60	52
Feb. 6	St. Mary's (Texas)	W	63	36
Feb. 12	* at Arkansas	L	41	66
Feb. 13	* at Arkansas	L	43	48
Feb. 17	* TCU	W	59	46
Feb. 18	* SMU	W	63	38
Feb. 22	* at Texas A&M	W	50	46
Feb. 24	* Baylor	W	62	60
	* Texas	W	73	64

\* Southwest Conference game

§ Brookville, Pa.

## 1941-42

Coach: Buster Brannon

22-5 (10-2 SWC) • (5-2 H, 9-0 A, 0-2 N)

Southwest Conference Co-Champions

NCAA West Regional

Date	Opponent	W/L	Rice	Opp.
Dec. 9	Sam Houston State	W	65	35
Dec. 12	at LSU	W	54	42
Dec. 13	at LSU	W	50	37
Dec. 16	Texas Tech	W	55	43
Dec. 17	Phillips 66	W	47	45
Dec. 20	E. Texas St. (TAMU-Commerce)	W	57	34
Dec. 22	Sam Houston State	W	54	34
Dec. 27	Fordham	W	68	44
Dec. 28	at LaSalle	W	51	41
Jan. 7	* Texas	W	62	38
Jan. 10	* Texas A&M	L	34	36
Jan. 13	* at SMU	W	55	35
Jan. 16	* Arkansas	W	51	38
Jan. 17	* Arkansas	L	47	55
Jan. 21	* at Texas A&M	W	44	42
Jan. 24	* at Baylor	W	73	36
	E. Texas St. (TAMU-Commerce)	W	36	34
Feb. 6	Phillips 66	L	28	53
Feb. 12	* at TCU	W	44	37
Feb. 14	* at SMU	W	65	31
Feb. 20	* TCU	W	52	32
Feb. 24	* Baylor	W	63	38
Feb. 28	* at Texas	W	61	41
Mar. 14	Corpus Christi NAS	W	37	36
Mar. 15	Corpus Christi NAS	W	45	39
Mar. 20	§ vs. Stanford	L	47	53
Mar. 21	§ vs. Kansas	L	53	55

\* Southwest Conference game

§ NCAA West Regional (Kansas City, Mo.)

## 1942-43

Coach: Joe Davis

17-9 (9-3 SWC) • (8-4 H, 5-5 A, 1-0 N)

Southwest Conference Co-Champions

NIT First Round

Date	Opponent	W/L	Rice	Opp.
Dec. 9	Stephen F. Austin	W	51	44
Dec. 10	Stephen F. Austin	W	46	35
Dec. 17	LSU	W	56	26
Dec. 18	LSU	L	60	62
Dec. 28	Pittsburg State	L	39	40
Dec. 29	Southwestern (Kansas)	W	39	28
Dec. 30	§ vs. Baylor	W	42	26
Dec. 30	East Central State (East Central)	W	48	42
Jan. 6	* at Texas	L	36	55
Jan. 9	Corpus Christi NAS	L	46	60
Jan. 11	* TCU	L	23	27
Jan. 15	* at Arkansas	L	35	52

Jan. 16	* at Arkansas	W	41	37
Jan. 20	* Texas A&M	W	42	33
Jan. 23	* at Baylor	W	36	34
Feb. 5	at Corpus Christi NAS	L	39	42
Feb. 6	at Corpus Christi NAS	L	36	41
Feb. 9	* Texas	W	50	39
Feb. 13	* SMU	W	53	33
Feb. 18	* Baylor	W	53	36
Feb. 20	* at SMU	W	50	39
Feb. 22	* at TCU	W	36	28
Feb. 27	* at Texas A&M	W	40	30
Mar. 15	Sam Houston State	W	62	44
Mar. 16	Sam Houston State	W	58	41
Mar. 22	^ at St. John's	L <sup>ot</sup>	49	51

\* Southwest Conference game

§ Oklahoma City

^ NIT First Round (New York, N.Y.)

## 1943-44

Coach: Joe Davis

15-5 (11-1 SWC) • (6-1 H, 5-0 A, 1-0 N)

Southwest Conference Co-Champions

Date	Opponent	W/L	Rice	Opp.
Dec. 10	Randolph Field	L	35	38
Dec. 11	Kelly Field	L	38	42
Dec. 17	Ellington Field	W	61	48
Dec. 22	Ellington Field	L	39	42
Dec. 26	SW/ern State (SW Okla. State)	L	33	34
Dec. 27	Phillips 66	W	52	36
Dec. 28	§ vs. Texas Tech	W	60	37
Jan. 5	* at Baylor	W	45	27
Jan. 8	* SMU	W	54	34
Jan. 14	* Arkansas	L	41	42
Jan. 15	* Arkansas	W	67	41
Jan. 19	Ellington Field	W	52	44
Jan. 22	* at Texas A&M	W	63	33
Jan. 28	* at TCU	W	48	38
Jan. 29	* at SMU	W	38	27
Feb. 2	* Texas	W	56	34
Feb. 8	* Texas A&M	W	67	33
Feb. 11	* TCU	W	63	34
Feb. 16	* at Texas	W	62	43
Feb. 19	* Baylor	W	65	38

\* Southwest Conference game

§ All-College Tournament (Oklahoma City, Okla.)

## 1944-45

Coach: Joe Davis

20-1 (12-0 SWC) • (7-0 H, 5-0 A, 2-1 N)

Southwest Conference Champions

Date	Opponent	W/L	Rice	Opp.
Dec. 5	Ellington Field	W	48	37
Dec. 11	Ellington Field	W	57	32
Dec. 14	Lackland AAF	W	59	44
Dec. 16	Temple McCloskey	W	46	23
Dec. 20	Pentathlon Military	W	62	32
Dec. 27	§ vs. W. Texas St. (W. Texas A&M)	W	60	44
Dec. 28	§ vs. Oklahoma A&M (Okla. St.)	L	28	42
Dec. 29	§ vs. Oklahoma	W	43	28
Jan. 6	* at Texas A&M	W	53	22
Jan. 12	* SMU	W	70	62
Jan. 13	* TCU	W	50	44
Jan. 18	Waco AAF	W	39	35
Jan. 20	* Texas A&M	W	66	25
Jan. 26	* Arkansas	W	57	46
Jan. 27	* Arkansas	W	69	56
Jan. 31	* at Texas	W	59	48
Feb. 3	* Baylor	W	95	22
Feb. 9	* at TCU	W	68	47
Feb. 10	* at SMU	W	72	53
Feb. 14	* Texas	W	74	65
Feb. 17	* at Baylor	W	68	26

\* Southwest Conference game

§ All-College Tournament (Oklahoma City, Okla.)

## 1945-46

Coach: Buster Brannon

10-11 (5-7 SWC) • (4-3 H, 4-5 A, 1-2 N)

Date	Opponent	W/L	Rice	Opp.
Dec. 6	at Sam Houston State	W	46	35
Dec. 12	at SW/ern Louisiana (ULL)	W	46	32
Dec. 19	Southwestern Louisiana (ULL)	W		
Dec. 21	E. Texas St. (TAMU-Commerce)	L	44	52
Dec. 22	E. Texas St. (TAMU-Commerce)	W	49	46
Dec. 27	§ vs. Kansas	L	34	42

# All-Time Results

Dec. 28	\$ vs. Texas	W	55	35
Dec. 29	\$ vs. Pepperdine	L	35	48
Jan. 4	* TCU	W	58	45
Jan. 5	* SMU	W	49	29
Jan. 11	* at SMU	W	55	50
Jan. 12	* at TCU	L	49	55
Jan. 16	* at Texas A&M	W	36	34
Jan. 19	* Baylor	L	36	43
Jan. 23	YMCA Triangles	L	42	52
Jan. 26	* at Baylor	L	32	41
Feb. 2	* at Texas	L	46	71
Feb. 9	* Texas A&M	W	64	59
Feb. 13	* Texas	L	48	50
Feb. 22	* at Arkansas	L	45	62
Feb. 23	* at Arkansas	L	25	68

\* Southwest Conference game  
 ‡ All-College Tournament (Oklahoma City, Okla.)

## 1946-47

Coach: Joe Davis

8-15 (4-8 SWC) • (5-3 H, 2-8 A, 0-3 N)

Date	Opponent	W/L	Rice	Opp.
Dec. 5	Sam Houston State	W	51	46
Dec. 9	\$ Loyola (N.O.)	W	55	53
Dec. 14	\$ DePaul	L	44	48
Dec. 16	\$ Marquette	W	45	38
Dec. 20	at North Texas St. (North Texas)	L	54	55
Dec. 21	Sam Houston State	L	54	58
Dec. 26	^ vs. Oklahoma A&M (Okla. St.)	L	39	61
Dec. 27	^ vs. Missouri	L	53	57
Dec. 28	^ vs. Tulane	L	57	60
Jan. 3	at Loyola (N.O.)	W	39	37
Jan. 4	at LSU	L	35	60
Jan. 10	* at Arkansas	L	51	52
Jan. 11	* at Arkansas	L	53	65
Jan. 18	* Texas	L	53	67
Jan. 22	* Baylor	W	55	49
Jan. 25	* at Texas A&M	L	39	52
Feb. 7	* at SMU	W	66	46
Feb. 8	* at TCU	L	50	55
Feb. 12	* Texas A&M	W	53	48
Feb. 15	* at Baylor	L	55	67
Feb. 22	* at Texas	L	60	67
Feb. 28	* SMU	L	74	75
Mar. 1	* TCU	W	64	53

\* Southwest Conference game  
 ‡ Houston Tournament (Houston Texas)  
 ^ All-College Tournament (Oklahoma City, Okla.)

## 1947-48

Coach: Joe Davis

10-14 (6-6 SWC) • (6-4 H, 3-7 A, 1-2 N)

Date	Opponent	W/L	Rice	Opp.
Dec. 2	at Sam Houston State	L	54	56
Dec. 8	LSU	W	58	55
Dec. 9	Texas Tech	W	50	45
Dec. 12	Sam Houston State	W	43	41
Dec. 17	at Drake	L	67	70
Dec. 18	at Creighton	L	43	52
Dec. 19	at Saint Louis	L	47	67
Dec. 23	at Wyoming	L	48	50
Dec. 29	\$ vs. Alabama	L	42	45
Dec. 30	\$ vs. Georgia Tech	W	43	42
Dec. 31	\$ vs. Wyoming	L	43	56
Jan. 5	* Texas	L	44	59
Jan. 9	at LSU	L	40	43
Jan. 16	* at Baylor	L	29	38
Jan. 21	* Texas A&M	W	49	47
Jan. 24	* Baylor	L	41	61
Feb. 6	* TCU	W	68	54
Feb. 7	* SMU	L	54	65
Feb. 13	* at Texas A&M	W	52	48
Feb. 16	* at Texas	W	54	47
Feb. 20	* at TCU	W	55	52
Feb. 21	* at SMU	L	52	54
Feb. 27	* Arkansas	W	61	49
Feb. 28	* Arkansas	L	63	66

\* Southwest Conference game  
 ‡ All-College Tournament (Oklahoma City, Okla.)

## 1948-49

Coach: Joe Davis

13-11 (9-3 SWC) • (6-4 H, 6-6 A, 1-1 N)

Southwest Conference Co-Champions

Date	Opponent	W/L	Rice	Opp.
Nov. 30	at Sam Houston State	W	66	58
Dec. 3	\$ vs. LSU	W	51	39
Dec. 4	at Tulane	L	55	66
Dec. 7	Texas Tech	L	39	46
Dec. 11	at SW'ern Louisiana (ULL)	L	44	48
Dec. 14	Sam Houston State	W <sup>ot</sup>	68	66
Dec. 18	Southwestern Louisiana (ULL)	W	68	36
Dec. 21	Saint Louis	L	47	74
Dec. 27	at Long Island	L	66	69
Dec. 29	at Temple	L	59	70
Jan. 1	at Niagara	L	57	70
Jan. 8	* at Baylor	L	47	63
Jan. 13	* Texas A&M	W	54	53
Jan. 15	* at Texas	W	45	37
Jan. 21	* at Arkansas	W	49	48
Feb. 7	* SMU	L	46	47
Feb. 9	* TCU	W	66	59
Feb. 10	* at SMU	W	62	50
Feb. 15	* Baylor	L	54	55
Feb. 18	* at TCU	W	62	44
Feb. 23	* #20 Texas	W	65	49
Feb. 26	* Arkansas	W	54	48
Mar. 4	* at Texas A&M	W	53	39
Mar. 9	^ vs. Arkansas	L	34	50

\* Southwest Conference game  
 ‡ Lake Charles, La.  
 ^ NCAA District Six Playoffs (Dallas, Texas)

## 1949-50

Coach: Don Suman

8-15 (2-10 SWC) • (6-4 H, 0-10 A, 0-1 N)

Date	Opponent	W/L	Rice	Opp.
Nov. 30	Sam Houston State	W	74	65
Dec. 6	Texas Tech	W	57	45
Dec. 8	at SW'ern Louisiana (ULL)	L	26	42
Dec. 9	at Tulane	L	58	65
Dec. 10	\$ vs. LSU	L	44	49
	Sam Houston State	W	63	48
Dec. 16	Southwestern Louisiana (ULL)	W	60	40
Dec. 21	at Colorado	L	52	83
Dec. 22	at Colorado	L	51	64
Dec. 28	Wichita State	W	72	66
Jan. 2	Pepperdine	W <sup>ot</sup>	68	65
Jan. 6	* TCU	W	80	61
Jan. 7	* SMU	L	61	63
Jan. 12	* at Texas	L	52	55
Jan. 14	* Arkansas	L	56	60
Jan. 18	* at Texas A&M	L	37	56
Jan. 21	* at Baylor	L	43	52
Feb. 11	* at TCU	L	36	64
Feb. 13	* at SMU	L	48	55
Feb. 15	* Baylor	L	59	60
Feb. 18	* Texas A&M	W	62	52
Feb. 21	* at Arkansas	L	38	61
Feb. 25	* Texas	L	41	55

\* Southwest Conference game  
 ‡ Lake Charles, La.

## 1950-51

Coach: Don Suman

8-15 (2-10 SWC) • (8-6 H, 0-9 A)

Date	Opponent	W/L	Rice	Opp.
Dec. 2	at Centenary	L	54	62
Dec. 5	at Sam Houston State	L	52	57
Dec. 9	Tulane	W	70	66
Dec. 12	Southwestern Louisiana (ULL)	W	63	59
Dec. 15	Centenary	W	78	66
Dec. 20	Northwestern	L	61	70
Dec. 22	Columbia	L	63	76
Dec. 28	at Stephen F. Austin	L	72	84
Dec. 30	Stephen F. Austin	W	76	41
Jan. 2	Georgia Tech	W	58	51
Jan. 4	* at Texas A&M	L	39	51
Jan. 6	* Texas	L	54	56
Jan. 9	* at TCU	L	66	87
Jan. 13	* Baylor	L	55	69
Jan. 16	* SMU	W	75	69
Jan. 20	Sam Houston State	W	69	50
Feb. 1	* Arkansas	L	42	50
Feb. 5	* at Texas	L	51	77

Feb. 9	* at Baylor	L	58	61
Feb. 12	* TCU	W	54	49
Feb. 17	* Texas A&M	L	41	45
Feb. 24	* at SMU	L	46	58
Feb. 27	* at Arkansas	L	43	57

\* Southwest Conference game

## 1951-52

Coach: Don Suman

9-15 (4-8 SWC) • (2-6 H, 4-8 A, 1-1 N)

Date	Opponent	W/L	Rice	Opp.
Nov. 27	at Stephen F. Austin	L	50	51
Dec. 1	Sam Houston State	W <sup>ot</sup>	59	57
Dec. 3	LSU	L	60	68
Dec. 4	at Tulane	L	64	67
Dec. 11	Sam Houston State	W	67	53
Dec. 15	Stephen F. Austin	L	66	71
Dec. 18	at #7 Kansas	L	48	68
Dec. 20	at Vanderbilt	L	56	65
Dec. 22	at Tennessee	W	64	60
Dec. 26	\$ vs. TCU	L	57	60
Dec. 27	\$ vs. Baylor	W	76	64
Dec. 28	\$ at SMU	W <sup>ot</sup>	52	47
Jan. 5	* SMU	L	53	57
Jan. 8	* TCU	L <sup>ot</sup>	30	42
Jan. 11	* at Texas A&M	L	44	55
Jan. 15	* Texas	L	53	60
Jan. 19	* at Arkansas	W	48	46
Jan. 25	* at Baylor	L	54	66
Feb. 9	* Arkansas	W	59	55
Feb. 12	* at TCU	L	49	83
Feb. 15	* Baylor	W	62	44
Feb. 19	* at SMU	W	72	57
Feb. 26	* at Texas	L	48	54
Mar. 1	* Texas A&M	L	54	56

\* Southwest Conference Game  
 ‡ Southwest Conference Tournament (Dallas, Texas)

## 1952-53

Coach: Don Suman

15-6 (8-4 SWC) • (7-2 H, 5-4 A, 2-0 N)

Date	Opponent	W/L	Rice	Opp.
Dec. 11	Sam Houston State	W	75	59
Dec. 13	Kansas	W	54	51
Dec. 18	Tulane	W	62	56
Dec. 20	Colorado A&M (Colorado State)	L	53	54
Dec. 23	at Stephen F. Austin	W	87	66
Dec. 26	\$ vs. TCU	W	68	49
Dec. 29	\$ vs. Baylor	W	65	56
Dec. 30	\$ at SMU	L	62	71
Jan. 6	* SMU	W	65	54
Jan. 13	* at Baylor	W	75	63
Jan. 17	* at Arkansas	L	68	87
Jan. 20	* TCU	L	60	69
Jan. 24	* Texas A&M	W	52	34
Feb. 5	at Sam Houston State	W	81	54
Feb. 7	* at Texas	L	46	58
Feb. 9	* Arkansas	W	70	45
Feb. 14	* at Texas A&M	W	69	56
Feb. 17	* Baylor	W	65	54
Feb. 21	* at TCU	W	76	56
Feb. 24	* Texas	W	61	56
Mar. 3	* at SMU	L	64	68

\* Southwest Conference Game  
 ‡ Southwest Conference Tournament (Dallas, Texas)

## 1953-54

Coach: Don Suman

23-5 (9-3 SWC) • (13-0 H, 9-5 A, 1-0 N)

Southwest Conference Co-Champions

NCAA West Regional

Date	Opponent	W/L	Rice	Opp.
Dec. 1	Sam Houston State	W	61	48
Dec. 7	Stephen F. Austin	W	78	56
Dec. 11	at Sam Houston State	W	89	77
Dec. 14	at Tulane	W	56	49
Dec. 17	at St. John's	W	85	81
Dec. 19	at Tennessee	W	78	66
Dec. 21	at Vanderbilt	W	79	60
Dec. 28	\$ Texas A&M	W	55	43
Dec. 29	\$ SMU	W	80	79
Dec. 30	\$ Texas	W	65	58
Jan. 5	* at SMU	L	66	79
Jan. 9	* Texas A&M	W	78	53
Jan. 12	* TCU	W	69	52

# All-Time Results

Jan. 15	* at Texas	L	66	74
Jan. 18	* at Arkansas	W	80	55
Jan. 23	* Baylor	W	72	60
Feb. 6	at Stephen F. Austin	L	75	77
Feb. 9	* at Texas A&M	W	61	47
Feb. 13	* Texas	W	61	51
Feb. 16	Lamar	W	69	65
Feb. 20	* Arkansas	W	76	62
Feb. 23	* at Baylor	L	73	76
Feb. 26	* at TCU	W	72	65
Feb. 27	^ Texas	W	70	62
Feb. 28	# at Texas	W	72	71
Mar. 2	* SMU	W	90	64
Mar. 13	! at #5 Oklahoma A&M (Okla. St.)	L	45	51
Mar. 14	! vs. Colorado	W	78	55

\* Southwest Conference Game

\$ Southwest Conference Tournament (Houston, Texas)

^ Southwest Conference Playoffs (Houston, Texas)

# Southwest Conference Playoffs (Austin, Texas)

! NCAA West Regional (Stillwater, Okla.)

## 1954-55

Coach: Don Suman

10-12 (6-6 SWC) • (6-5 H, 4-7 A)

Date	Opponent	W/L	Rice	Opp.
Dec. 1	at Lamar	W	73	71
Dec. 7	Lamar	W	91	74
Dec. 11	at LSU	W	79	72
Dec. 13	at Tulane	L	63	68
Dec. 17	at Kansas	L	67	77
Dec. 18	at Kansas	L	72	100
Dec. 21	#3 Illinois	L	54	86
Dec. 27	\$ Arkansas	L	66	73
Dec. 28	\$ Baylor	W	67	64
Dec. 29	\$ SMU	L	63	88
Jan. 4	* Texas A&M	W	61	41
Jan. 8	* at SMU	L	67	76
Jan. 10	* Arkansas	L	61	83
Jan. 14	* at Texas	W	58	52
Jan. 18	* #20 TCU	W	73	63
Jan. 21	* at Baylor	L	75	87
Feb. 8	* Texas	W	79	70
Feb. 12	* at Arkansas	L	75	86
Feb. 15	* Baylor	W	80	68
Feb. 19	* at TCU	L	80	84
Feb. 26	* SMU	L <sup>ot</sup>	82	86
Mar. 1	* at Texas A&M	W	67	52

\* Southwest Conference Game

\$ SWC Tournament (Houston, Texas)

## 1955-56

Coach: Don Suman

19-5 (8-4 SWC) • (14-2 H, 5-3 A)

Date	Opponent	W/L	Rice	Opp.
Dec. 1	at St. Mary's (Texas)	W	83	53
Dec. 3	Abilene Christian	W	82	43
Dec. 5	Lamar	W	70	49
Dec. 8	Oklahoma	W	62	47
Dec. 10	Tulane	W	83	53
Dec. 12	LSU	W	85	60
Dec. 19	Kansas	W	75	66
Dec. 21	Auburn	W <sup>2ot</sup>	82	80
Dec. 28	\$ Texas A&M	W	110	81
Dec. 29	\$ Texas	W	80	72
Dec. 30	\$ SMU	L <sup>ot</sup>	73	76
Jan. 4	* at SMU	L	65	87
Jan. 7	* Texas A&M	W	89	77
Jan. 10	* TCU	W	80	60
Jan. 13	* at Arkansas	L	70	84
Jan. 16	* Texas	W	83	58
Jan. 21	* at Baylor	W	66	62
Feb. 4	at Lamar	W	70	48
Feb. 8	* at TCU	W	89	72
Feb. 11	* Arkansas	W	86	65
Feb. 14	* Baylor	W	65	58
Feb. 21	* at Texas	L	82	94
Feb. 24	* at Texas A&M	W	85	61
Feb. 28	* #9 SMU	L	75	89

\* Southwest Conference Game

\$ SWC Tournament (Houston, Texas)

## 1956-57

Coach: Don Suman

16-8 (8-4 SWC) • (8-2 H, 8-6 A)

Date	Opponent	W/L	Rice	Opp.
Dec. 1	at Trinity	W	85	55
Dec. 3	at Lamar	W	66	59
Dec. 6	Minnesota	W	79	74
Dec. 8	at Auburn	L	68	88
Dec. 10	at LSU	W	87	72
Dec. 15	at Stanford	L	64	65
Dec. 18	at Oregon	W	61	59
Dec. 19	at Oregon State	W	55	54
Dec. 22	at Oklahoma	L	57	64
Dec. 27	\$ Baylor	W	71	55
Dec. 28	\$ Arkansas	L	70	81
Dec. 29	\$ Texas A&M	W	66	44
Jan. 3	* at Texas A&M	W	55	39
Jan. 5	* at TCU	L	50	62
Jan. 7	* Arkansas	W	78	68
Jan. 11	* at Texas	W	76	66
Jan. 15	* at #3 SMU	L	57	59
Jan. 19	* Baylor	W	75	62
Feb. 9	* TCU	W	90	79
Feb. 12	* at Baylor	L	70	95
Feb. 16	* Texas	W	79	63
Feb. 19	* at Arkansas	W	82	69
Feb. 23	* #6 SMU	L	72	75
Mar. 1	* Texas A&M	W	57	55

\* Southwest Conference Game

\$ SWC Tournament (Houston, Texas)

## 1957-58

Coach: Don Suman

13-11 (7-7 SWC) • (11-3 H, 2-7 A, 0-1 N)

Date	Opponent	W/L	Rice	Opp.
Dec. 2	New Mexico A&M (N.M. St.)	W	72	45
Dec. 6	Oklahoma City	W	53	45
Dec. 9	LSU	W	87	56
Dec. 16	at Wisconsin	L	62	67
Dec. 18	at Illinois	L	82	85
Dec. 21	\$ vs. St. John's	L	67	80
Dec. 26	^ Baylor	W	62	52
Dec. 27	^ Arkansas	W	50	49
Dec. 28	^ TCU	L	55	57
Jan. 4	* Texas Tech	L	63	66
Jan. 7	* SMU	W	78	74
Jan. 10	* at Texas A&M	W	62	59
Jan. 13	* at TCU	L	68	92
Jan. 18	* Baylor	W	79	60
Feb. 1	Trinity	W	77	51
Feb. 4	* Texas	W	102	68
Feb. 8	* at Arkansas	W	63	59
Feb. 11	* Texas A&M	W	67	57
Feb. 15	* at Baylor	L	62	63
Feb. 18	* at SMU	L	59	70
Feb. 22	* TCU	L	65	90
Feb. 24	* Arkansas	W	61	59
Feb. 28	* at Texas	L	78	86
Mar. 4	* at Texas Tech	L	64	73

\* Southwest Conference Game

\$ New York, N.Y.

^ SWC Tournament (Houston, Texas)

## 1958-59

Coach: Don Suman

11-13 (5-9 SWC) • (6-6 H, 5-7 A)

Date	Opponent	W/L	Rice	Opp.
Dec. 1	at Kansas	L	49	65
Dec. 6	Wisconsin	W	78	37
Dec. 13	at LSU	W	64	56
Dec. 15	at Tulane	W	60	51
Dec. 18	Missouri	L	62	68
Dec. 20	at New Mexico A&M (N.M. St.)	L	53	58
Dec. 22	at New Mexico	W	81	69
Dec. 26	\$ Texas	W	62	43
Dec. 27	\$ Texas A&M	L	59	60
Dec. 29	\$ SMU	W	81	79
Jan. 3	* Texas	L	58	61
Jan. 6	* at #19 Texas A&M	W	70	65
Jan. 10	* at Arkansas	L	61	72
Jan. 13	* TCU	L	52	59
Jan. 16	* Baylor	L	45	46
Feb. 3	* at Texas Tech	L	52	61
Feb. 7	* at SMU	L	54	72
Feb. 9	* #18 Arkansas	W	68	62

Feb. 14	* SMU	L	57	60
Feb. 18	* at #16 TCU	L	64	68
Feb. 21	* at Baylor	W	54	48
Feb. 24	* Texas Tech	W	94	64
Feb. 28	* Texas A&M	W	74	67
Mar. 3	* at Texas	L	54	63

\* Southwest Conference Game

\$ SWC Tournament (Houston, Texas)

## 1959-60

Coach: John Frankie

4-20 (1-13 SWC) • (3-10 H, 1-10 A)

Date	Opponent	W/L	Rice	Opp.
Dec. 1	at Trinity	L	72	74
Dec. 5	Centenary	L	77	86
Dec. 10	Vanderbilt	L	72	82
Dec. 12	LSU	W	71	57
Dec. 14	Tulane	W	93	79
Dec. 17	at Missouri	L	48	77
Dec. 19	at Oklahoma City	W	61	56
Dec. 28	\$ Texas	L	53	79
Dec. 29	\$ TCU	L	72	83
Dec. 30	\$ Texas Tech	L	67	79
Jan. 5	* at Texas Tech	L	64	71
Jan. 9	* at Texas	L	50	52
Jan. 12	* at TCU	L	63	86
Jan. 16	* at Arkansas	L	63	74
Jan. 19	* #10 Texas A&M	L	43	61
Feb. 6	* Baylor	W	52	51
Feb. 9	* at SMU	L	58	75
Feb. 13	* at #12 Texas A&M	L	53	94
Feb. 16	* SMU	L	58	75
Feb. 20	* at Baylor	L	51	79
Feb. 22	* Arkansas	L	74	94
Feb. 26	* TCU	L <sup>ot</sup>	65	67
Feb. 29	* at Texas	L	62	86
Mar. 3	* Texas Tech	L	72	73

\* Southwest Conference Game

\$ SWC Tournament (Houston, Texas)

## 1960-61

Coach: John Frankie

11-12 (7-7 SWC) • (8-3 H, 3-9 A)

Date	Opponent	W/L	Rice	Opp.
Dec. 1	at Lamar	L	53	65
Dec. 3	Trinity	W	71	67
Dec. 5	Florida	W	68	63
Dec. 10	at LSU	W	67	50
Dec. 12	at Tulane	L <sup>ot</sup>	83	84
Dec. 15	at Centenary	L	63	78
Dec. 17	at Vanderbilt	L	44	70
Dec. 29	Mississippi State	L	60	68
Dec. 30	Clemson	W	66	65
Jan. 3	* Baylor	W	70	59
Jan. 7	* at Texas Tech	L	45	78
Jan. 10	* TCU	W	82	60
Jan. 14	* at Arkansas	L	55	80
Feb. 1	* at SMU	L	53	65
Feb. 4	* Texas	W	63	59
Feb. 7	* at Texas A&M	L	59	79
Feb. 11	* Arkansas	L	72	84
Feb. 14	* at Baylor	W	61	58
Feb. 18	* Texas A&M	L	58	65
Feb. 21	* at Texas	L	79	81
Feb. 24	* SMU	W	64	63
Feb. 27	* Texas Tech	W <sup>ot</sup>	95	91
Mar. 2	* at TCU	W	81	71

\* Southwest Conference Game

## 1961-62

Coach: John Frankie

12-11 (7-7 SWC) • (10-2 H, 2-9 A)

Date	Opponent	W/L	Rice	Opp.
Dec. 2	Georgia Tech	W	84	80
Dec. 4	at Florida	L	67	70
Dec. 6	at Florida State	L	66	76
Dec. 9	LSU	W	79	67
Dec. 11	Tulane	W	69	65
Dec. 14	Centenary	L	57	58
Dec. 19	Vanderbilt	W	71	64
Dec. 21	at Chreighton	L	57	91
Dec. 23	at Trinity	W	79	77
Jan. 4	* at Baylor	W	79	56
Jan. 6	* TCU	W	71	63
Jan. 9	* at Texas Tech	L	66	85



# All-Time Results

Jan. 12	* Texas	W	89	64
Jan. 30	* at Arkansas	L	84	104
Feb. 3	* SMU	W	61	53
Feb. 6	* at Texas A&M	L	73	88
Feb. 10	* at Texas	L	82	83
Feb. 13	* Arkansas	W	63	55
Feb. 17	* at SMU	L	63	68
Feb. 20	* Texas A&M	W	63	62
Feb. 24	* Baylor	W <sup>st</sup>	77	69
Feb. 27	* at TCU	L	73	75
Mar. 6	* Texas Tech	L	58	60

\* Southwest Conference Game

## 1962-63

Coach: John Frankie

12-11 (9-5 SWC) • (8-1 H, 3-9 A, 1-1 N)

Date	Opponent	W/L	Rice	Opp.
Nov. 30	at Georgia Tech	L	63	81
Dec. 3	at Tennessee	L	52	72
Dec. 4	at Vanderbilt	L	68	80
Dec. 8	at LSU	L	82	90
Dec. 10	at Tulane	L	78	82
Dec. 18	Centenary	W	58	55
Dec. 26	\$ vs. Florida	L	57	67
Dec. 28	\$ vs. Virginia Tech	W	69	67
Jan. 3	* at Texas	L	49	54
Jan. 5	* TCU	W	78	63
Jan. 8	* at Texas A&M	L	61	71
Jan. 12	* Arkansas	W	85	70
Jan. 26	Trinity	W	104	75
Feb. 2	* SMU	W	75	72
Feb. 5	* at Baylor	W	62	54
Feb. 9	* Texas Tech	W	89	77
Feb. 12	* at Arkansas	W	69	65
Feb. 16	* at SMU	L	79	89
Feb. 19	* Baylor	W	74	70
Feb. 23	* at Texas Tech	L	73	74
Feb. 26	* Texas	L	59	77
Mar. 1	* at TCU	W	83	76
Mar. 5	* Texas A&M	W	73	70

\* Southwest Conference Game

\$ Gator Bowl Tournament (Jacksonville, Fla.)

## 1963-64

Coach: George Carlisle

15-9 (8-6 SWC) • (11-3 H, 4-6 A)

Date	Opponent	W/L	Rice	Opp.
Dec. 2	Vanderbilt	L	68	82
Dec. 6	Tennessee	W	61	56
Dec. 7	LSU	W	87	72
Dec. 9	Tulane	W	90	62
Dec. 11	Florida State	W	102	81
Dec. 13	at Centenary	W	90	76
Dec. 16	Georgia Tech	W	84	79
Dec. 20	at BYU	L	78	89
Dec. 21	at Utah	L	72	79
Jan. 4	* at TCU	W	82	73
Jan. 7	* Texas Tech	W	61	60
Jan. 11	* at SMU	L	72	92
Jan. 25	Trinity	W	94	74
Feb. 1	* Texas A&M	L	70	74
Feb. 4	* at Arkansas	W	76	63
Feb. 8	* at Baylor	W	82	65
Feb. 11	* Texas	L	80	98
Feb. 15	* at Texas A&M	L	67	79
Feb. 18	* Arkansas	W	77	69
Feb. 22	* Baylor	W	76	67
Feb. 25	* at Texas	L	83	93
Feb. 29	* TCU	W	104	86
Mar. 3	* at Texas Tech	L	70	77
Mar. 5	* SMU	W	97	90

\* Southwest Conference Game

## 1964-65

Coach: George Carlisle

2-22 (1-13 SWC) • (1-10 H, 1-10 A, 0-2 N)

Date	Opponent	W/L	Rice	Opp.
Dec. 3	at #6 Vanderbilt	L	49	78
Dec. 5	at Georgia Tech	L	56	71
Dec. 12	at Centenary	L	78	81
Dec. 16	\$ Texas A&M	L	60	69
Dec. 17	\$ Auburn	L	71	94
Dec. 22	Missouri	L	72	81
Dec. 28	^ at Oklahoma City	L	63	93
Dec. 29	^ vs. Florida State	L	56	81

Dec. 30	^ vs. LSU	L	63	79
Jan. 5	* SMU	L	62	64
Jan. 9	* at Baylor	W	59	56
Jan. 12	* at Arkansas	L	62	79
Jan. 16	* Texas A&M	L	55	93
Jan. 30	Trinity	W	101	89
Feb. 2	* at Texas	L	63	76
Feb. 6	* at Texas Tech	L	69	102
Feb. 9	* TCU	L	75	94
Feb. 13	* Texas	L	72	75
Feb. 16	* at Texas A&M	L	93	104
Feb. 20	* Texas Tech	L	67	77
Feb. 23	* at SMU	L	80	100
Feb. 27	* Arkansas	L	64	77
Mar. 2	* Baylor	L	72	79
Mar. 4	* at TCU	L	86	98

\* Southwest Conference Game

\$ Bluebonnet Classic (Houston, Texas)

^ All-College Tournament (Oklahoma City, Okla.)

## 1965-66

Coach: George Carlisle

1-22 (1-13 SWC) • (1-9 H, 0-12 A, 0-1 N)

Date	Opponent	W/L	Rice	Opp.
Dec. 2	at Auburn	L	74	91
Dec. 4	at Alabama	L	80	84
Dec. 6	Georgia Tech	L	87	96
Dec. 8	at Trinity	L	80	81
Dec. 13	at Missouri	L	87	96
Dec. 15	\$ Texas A&M	L	81	89
Dec. 16	\$ LSU	L	80	85
Dec. 29	^ at Arkansas State	L	75	92
Dec. 30	^ vs. Rutgers	L	84	101
Jan. 4	* at Texas	L	85	94
Jan. 8	* Texas A&M	L	85	92
Jan. 11	* at TCU	L	79	97
Jan. 29	* Texas Tech	L	90	108
Feb. 1	* at Baylor	L	79	88
Feb. 5	* at SMU	L	89	112
Feb. 8	* Arkansas	L	71	76
Feb. 11	* SMU	L	79	99
Feb. 15	* at Arkansas	L	67	73
Feb. 18	* Baylor	W	82	70
Feb. 22	* Texas	L	82	91
Feb. 25	* at Texas A&M	L	65	93
Mar. 1	* at Texas Tech	L	74	80
Mar. 3	* TCU	L	86	93

\* Southwest Conference Game

\$ Bluebonnet Classic (Houston, Texas)

^ Arkansas State Tournament (Jonesboro, Ark.)

## 1966-67

Coach: Don Knodel

7-17 (4-10 SWC) • (6-7 H, 0-10 A, 1-0 N)

Date	Opponent	W/L	Rice	Opp.
Dec. 1	Trinity	W	85	73
Dec. 3	at Georgia Tech	L	61	87
Dec. 5	at Florida State	L	72	76
Dec. 8	Memphis State (Memphis)	L	54	63
Dec. 10	SW Texas State (Texas State)	L	81	82
Dec. 14	\$ Idaho State	L	85	87
Dec. 15	\$ Centenary	L	65	66
Dec. 19	Lamar	W	97	81
Dec. 29	^ at Furman	L	79	81
Dec. 30	^ vs. LSU	W	88	69
Jan. 3	* at Texas A&M	L	66	69
Jan. 7	* Baylor	W	65	56
Jan. 10	* at Texas Tech	L	69	91
Jan. 14	* at SMU	L	76	84
Jan. 31	* Arkansas	W	60	56
Feb. 4	* TCU	W	89	81
Feb. 7	* at Texas	L	73	81
Feb. 11	* Texas A&M	W	101	79
Feb. 14	* Texas	L	76	81
Feb. 18	* at Arkansas	L	63	66
Feb. 21	* at TCU	L	74	83
Feb. 25	* SMU	L	84	85
Feb. 28	* at Baylor	L	68	73
Mar. 2	* Texas Tech	L	70	72

\* Southwest Conference Game

\$ Bluebonnet Classic (Houston, Texas)

^ Poinsettia Classic (Greenville, S.C.)

## 1967-68

Coach: Don Knodel

8-16 (6-8 SWC) • (5-5 H, 2-8 A, 1-3 N)

Date	Opponent	W/L	Rice	Opp.
Dec. 2	Georgia Tech	L	70	84
Dec. 4	at Memphis State (Memphis)	L	56	64
Dec. 9	at Trinity	L	79	103
Dec. 11	Tulane	W	88	81
Dec. 16	at Dayton	L	58	82
Dec. 18	\$ vs. Miami (Ohio)	L	66	70
Dec. 19	\$ vs. #6 Davidson	L	68	90
Dec. 21	Army	L	58	64
Dec. 29	^ vs. Drake	L	75	87
Dec. 30	^ vs. Iona	W	61	60
Jan. 3	* at TCU	L	75	84
Jan. 6	* Arkansas	W	73	61
Jan. 9	* SMU	W	73	71
Jan. 13	* at Texas Tech	W	81	68
Jan. 30	* at Baylor	L	52	70
Feb. 3	* at Texas	L	64	68
Feb. 6	* Texas A&M	L	66	75
Feb. 10	* Baylor	L	58	59
Feb. 13	* at Texas A&M	L	58	78
Feb. 17	* Texas	L	83	94
Feb. 20	* TCU	W	73	69
Feb. 24	* at Arkansas	L	65	78
Feb. 27	* at SMU	W	76	75
Mar. 2	* Texas Tech	W	84	80

\* Southwest Conference Game

\$ Charlotte Invitational (Charlotte, N.C.)

^ Queen City Tournament (Buffalo, N.Y.)

## 1968-69

Coach: Don Knodel

10-14 (6-8 SWC) • (5-7 H, 4-6 A, 1-1 N)

Date	Opponent	W/L	Rice	Opp.
Dec. 3	Texas A&I (TAMU-Kingsville)	W	83	58
Dec. 7	E. Texas St. (TAMU-Commerce)	W	92	75
Dec. 9	at Tulane	L	88	108
Dec. 20	\$ at Vanderbilt	L	77	85
Dec. 21	\$ vs. North Carolina State	L	58	69
Dec. 27	^ at Rochester	L	67	73
Dec. 28	^ vs. Seton Hall	W	71	69
Jan. 7	* Arkansas	L	62	67
Jan. 11	* at Texas Tech	L	82	88
Jan. 14	* at TCU	W	71	64
Jan. 18	* SMU	L	80	101
Jan. 20	Florida State	W	83	80
Jan. 23	Georgia Tech	L	56	75
Feb. 1	* Baylor	L	68	71
Feb. 5	* Texas	W	76	71
Feb. 8	* at Texas A&M	L	82	90
Feb. 11	* at #19 Baylor	W	75	73
Feb. 13	Dayton	L	55	73
Feb. 15	* Texas A&M	L	83	84
Feb. 18	* at Texas	L	80	81
Feb. 22	* at Arkansas	W	74	67
Feb. 25	* Texas Tech	L	83	84
Mar. 1	* TCU	W	95	88
Mar. 4	* at SMU	W	96	90

\* Southwest Conference Game

\$ Vanderbilt Invitational (Nashville, Tenn.)

^ Kodak Tournament (Rochester, N.Y.)

## 1969-70

Coach: Don Knodel

14-11 (10-4 SWC) • (9-3 H, 4-4 A, 1-4 N)

Southwest Conference Champions NCAA First Round (Midwest Regional)				
Date	Opponent	W/L	Rice	Opp.
Dec. 1	Sam Houston State	L	86	89
Dec. 5	Northwestern State	W	80	78
Dec. 9	Georgia Tech	L	57	87
Dec. 13	Northern Colorado	W	88	67
Dec. 22	#7 North Carolina	L	87	99
Dec. 26	\$ vs. Niagara	L	95	101
Dec. 28	\$ vs. St. Francis (Pa.)	W	57	52
Dec. 29	\$ vs. Arizona State	L	70	77
Jan. 3	^ vs. #4 North Carolina	L	72	98
Jan. 12	at Tulane	W	83	80
Jan. 17	* Texas Tech	W	86	85
Jan. 20	* at TCU	L	88	97
Jan. 24	* at SMU	W	77	75
Jan. 27	* Texas A&M	W	68	58
Jan. 31	* at Texas	L	67	75

# All-Time Results

Feb. 3	* at Arkansas	W	76	69
Feb. 7	* Baylor	W	72	71
Feb. 10	* SMU	W	66	63
Feb. 14	* at Baylor	W	61	60
Feb. 17	* Arkansas	W	85	78
Feb. 21	* Texas	W	75	67
Feb. 24	* at Texas Tech	L	66	78
Feb. 28	* TCU	W	82	73
Mar. 3	* at Texas A&M	L	86	91
Mar. 7	# vs. #5 New Mexico State	L	77	101

\* Southwest Conference Game

\$ All-College Tournament (Oklahoma City, Okla.)

^ Charlotte, N.C.

# NCAA Midwest Regional (Fort Worth, Texas)

## 1970-71

Coach: Don Knodel

14-12 (6-8 SWC) • (10-3 H, 4-9 A)

Date	Opponent	W/L	Rice	Opp.
Dec. 1	Abilene Christian	W	99	81
Dec. 5	at #1 UCLA	L	78	124
Dec. 10	at Colorado State	L	57	73
Dec. 12	at Air Force	W	74	67
Dec. 21	Yale	W	91	71
Dec. 23	SW Texas State (Texas State)	W	98	94
Jan. 2	at Georgia Tech	L	72	82
Jan. 4	at Cincinnati	L	80	92
Jan. 6	at William & Mary	W	77	74
Jan. 9	Corpus Christi (TAMU-CC)	W	108	84
Jan. 11	Tulane	W	85	66
Jan. 13	UT-Arlington	W	93	63
Jan. 16	* at Arkansas	W	85	82
Jan. 19	* Texas A&M	L	73	74
Jan. 26	* SMU	W	78	67
Jan. 30	* at Baylor	L	96	119
Feb. 2	* at Texas	L	68	84
Feb. 6	* Texas Tech	W	80	64
Feb. 9	* TCU	W	89	63
Feb. 13	* at Texas A&M	W	73	71
Feb. 16	* Baylor	L	71	73
Feb. 20	* at TCU	L	86	102
Feb. 23	* at SMU	L	87	95
Feb. 27	* Arkansas	W	97	93
Mar. 2	* at Texas Tech	L	87	99
Mar. 6	* Texas	L	88	94

\* Southwest Conference Game

## 1971-72

Coach: Don Knodel

6-20 (1-13 SWC) • (5-8 H, 1-9 A, 0-3 N)

Date	Opponent	W/L	Rice	Opp.
Dec. 2	at #2 North Carolina	L	69	127
Dec. 4	at Wake Forest	L	62	100
Dec. 6	The Citadel	W	73	69
Dec. 11	Lamar	W	67	65
Dec. 20	Corpus Christi (TAMU-CC)	W	101	82
Dec. 22	William & Mary	W	89	76
Dec. 28	\$ at Old Dominion	L	86	114
Dec. 29	\$ vs. #8 BYU	L	73	96
Dec. 30	\$ vs. Vanderbilt	L	87	105
Jan. 8	^ vs. Houston	L	73	101
Jan. 10	Hawaii	L	65	84
Jan. 12	Georgia Tech	W	87	74
Jan. 15	* at Texas	L	63	87
Jan. 22	* Texas Tech	L	87	89
Jan. 25	* Baylor	L	70	88
Jan. 29	* at TCU	L	55	69
Feb. 1	* Texas A&M	L	70	80
Feb. 5	* at Arkansas	L	95	103
Feb. 8	* SMU	L	65	74
Feb. 12	* Texas	L	67	83
Feb. 15	* at Texas Tech	L	76	80
Feb. 19	* at Baylor	L	77	79
Feb. 22	* TCU	L	68	75
Feb. 26	* at Texas A&M	W	73	69
Feb. 29	* at SMU	L	69	78
Mar. 4	* Arkansas	L	103	113

\* Southwest Conference Game

\$ Old Dominion Classic (Norfolk, Va.)

^ The Astrodome (Houston, Texas)

## 1972-73

Coach: Don Knodel

7-19 (2-12 SWC) • (5-7 H, 0-12 A, 2-0 N)

Date	Opponent	W/L	Rice	Opp.
Dec. 4	at Lamar	L	82	87
Dec. 9	George Washington	W	93	89
Dec. 20	VMI	W	72	56
Dec. 23	UC-Santa Barbara	L	71	74
Dec. 29	\$ at #3 Marquette	L	40	71
Dec. 30	\$ vs. Yale	W	72	70
Jan. 5	^ at American	L	61	80
Jan. 6	^ vs. The Citadel	W	82	64
Jan. 8	at Georgia Tech	L	65	69
Jan. 11	Cincinnati	W	63	57
Jan. 13	* TCU	W	83	73
Jan. 16	#12 Houston	L	77	96
Jan. 20	* at SMU	L	77	79
Jan. 23	* at Texas Tech	L	51	65
Jan. 27	* Texas A&M	W	81	75
Jan. 30	* at Texas	L	73	88
Feb. 3	* at Arkansas	L	69	90
Feb. 6	* Baylor	L	70	75
Feb. 10	* at TCU	L	71	72
Feb. 13	* SMU	L	68	79
Feb. 17	* Texas Tech	L	61	65
Feb. 20	* at Texas A&M	L	80	90
Feb. 24	* Texas	L	68	75
Feb. 27	* at Baylor	L	71	72
Mar. 3	* Arkansas	L	79	105
Mar. 5	at #8 Houston	L	72	116

\* Southwest Conference Game

\$ Milwaukee Classic (Milwaukee, Wisc.)

^ Presidential Classic (Washington, D.C.)

## 1973-74

Coach: Don Knodel

11-17 (5-9 SWC) • (8-8 H, 3-9 A)

Date	Opponent	W/L	Rice	Opp.
Nov. 30	Wake Forest	L	70	75
Dec. 1	Vanderbilt	L	80	89
Dec. 8	Lamar	W <sup>ot</sup>	79	67
Dec. 10	Pan American (UTRGV)	W	80	71
Dec. 12	Tarleton State	W	72	71
Dec. 15	Houston Baptist	W	93	89
Dec. 21	Colorado State	L	66	83
Dec. 28	at San Diego State	W	75	64
Dec. 29	at UC-Santa Barbara	L	80	83
Jan. 4	at Hawaii	L	75	109
Jan. 5	at Hawaii	L	71	99
Jan. 7	at California	W <sup>ot</sup>	76	75
Jan. 12	Houston	L	86	95
Jan. 15	* at Baylor	L	91	93
Jan. 19	* Arkansas	W	77	69
Jan. 22	* Texas	L	71	82
Jan. 26	* at Texas A&M	L	79	80
Jan. 29	* Texas Tech	L	67	75
Feb. 2	* SMU	W	72	69
Feb. 5	* at TCU	W	73	67
Feb. 9	* at Arkansas	L	81	106
Feb. 12	* Baylor	W	83	76
Feb. 16	* Texas	L	76	85
Feb. 19	* Texas A&M	L	82	96
Feb. 23	* at Texas Tech	L	54	85
Feb. 26	* at SMU	L	79	89
Mar. 2	* TCU	W	82	72
Mar. 7	at Houston	L	62	107

\* Southwest Conference Game

## 1974-75

Coach: Bob Polk

5-21 (2-12 SWC) • (5-9 H, 0-11 A, 0-1 N)

Date	Opponent	W/L	Rice	Opp.
Nov. 30	Wayland Baptist	W	81	62
Dec. 2	at Missouri	L	67	92
Dec. 7	Air Force	L	42	58
Dec. 9	Houston Baptist	W	87	83
Dec. 14	San Diego State	L	75	83
Dec. 18	California	L	54	64
Dec. 21	at Pan American (UTRGV)	L	81	83
Dec. 27	\$ at Northeast Louisiana (ULM)	L	71	86
Dec. 28	\$ vs. Louisiana Tech	L <sup>ot</sup>	82	86
Jan. 4	Wright State	W	92	83
Jan. 11	at Houston	L	70	91
Jan. 18	* at Baylor	L	73	74
Jan. 21	* Texas A&M	L	61	64

Jan. 28	* Arkansas	L	67	74
Feb. 1	* at SMU	L	67	76
Feb. 4	* TCU	W	88	67
Feb. 8	* Texas Tech	L	60	86
Feb. 11	* at Texas	L	59	60
Feb. 15	* at Texas Tech	L	63	74
Feb. 18	* Texas	L	62	68
Feb. 22	* at Texas A&M	L	66	99
Feb. 25	* at Arkansas	L	51	86
Mar. 1	* Baylor	L	67	85
Mar. 4	* at TCU	L	61	89
Mar. 8	* SMU	W <sup>2ot</sup>	84	82
Mar. 11	Houston	L	73	82

\* Southwest Conference Game

\$ Pacemaker Classic (Monroe, La.)

## 1975-76

Coach: Bob Polk

3-24 (1-15 SWC) • (3-8 H, 0-15 A, 0-1 N)

Date	Opponent	W/L	Rice	Opp.
Nov. 29	at Southern Miss	L	69	87
Dec. 1	at Tulane	L	63	96
Dec. 6	Texas Lutheran	W	70	67
Dec. 8	Missouri	L	75	94
Dec. 13	UT-Arlington	W	78	69
Dec. 18	at McNeese State	L	80	89
Dec. 20	at Pan American (UTRGV)	L	87	107
Dec. 22	at Illinois	L	64	106
Dec. 29	\$ at South Alabama	L	64	112
Dec. 30	\$ vs. Pan American (UTRGV)	L	66	95
Jan. 3	* at Baylor	L	69	87
Jan. 6	* Texas Tech	L	62	102
Jan. 10	* at Houston	L	59	87
Jan. 12	* at Texas Tech	L	58	83
Jan. 14	* Arkansas	L	62	80
Jan. 19	* at TCU	L	85	103
Jan. 24	* Texas	L	56	74
Jan. 26	* at Texas A&M	L	77	85
Jan. 28	* SMU	L	67	85
Jan. 31	* Baylor	L	63	78
Feb. 3	* at SMU	L	71	91
Feb. 7	* Houston	L	79	99
Feb. 11	* at Arkansas	L	68	111
Feb. 17	* TCU	W	93	78
Feb. 21	* at Texas	L	70	90
Feb. 24	* Texas A&M	L	67	98
Feb. 28	^ at Texas Tech	L	84	101

\* Southwest Conference Game

\$ Senior Bowl Tournament (Mobile, Ala.)

^ SWC Playoff (Lubbock, Texas)

## 1976-77

Coach: Bob Polk

9-18 (3-13 SWC) • (8-6 H, 1-11 A, 0-1 N)

Date	Opponent	W/L	Rice	Opp.
Nov. 29	Wayland Baptist	W	81	62
Dec. 1	Tulane	W	85	61
Dec. 4	Southern Miss	W	80	77
Dec. 7	UNC-Greensboro	W	90	65
Dec. 11	Austin College	W	86	66
Dec. 13	Northern Colorado	W	76	67
Dec. 17	at #9 UCLA	L	60	107
Dec. 20	at Cal State-Fullerton	L	62	74
Dec. 29	at North Carolina State	L	72	93
Dec. 30	at Duke	L	77	87
Jan. 4	* at SMU	L	71	81
Jan. 8	* Texas Tech	L	58	83
Jan. 10	* SMU	L	61	72
Jan. 12	* at Houston	L	56	106
Jan. 15	* #16 Arkansas	L	45	72
Jan. 22	* at TCU	W	69	66
Jan. 24	* #15 Texas	L	68	74
Jan. 26	* at Baylor	L	67	89
Jan. 29	* at Texas A&M	L	60	93
Feb. 1	* Baylor	W	73	60
Feb. 5	* at Texas Tech	L	65	84
Feb. 8	* Houston	L	73	109
Feb. 12	* \$ vs. #13 Arkansas	L	51	78
Feb. 17	* Texas A&M	L	61	79
Feb. 19	* TCU	W	93	72
Feb. 22	* at #14 Texas	L	51	90
Feb. 26	^ at Texas Tech	L	74	93

\* Southwest Conference Game

\$ Little Rock, Ark.

^ SWC Playoff (Lubbock, Texas)

# All-Time Results

## 1977-78

Coach: Mike Schuler

4-22 (2-14 SWC) • (4-7 H, 0-10 A, 0-5 N)

Date	Opponent	W/L	Rice	Opp.
Dec. 3	Pacific	W	52	50
Dec. 10	Vanderbilt	L	69	87
Dec. 13	Florida Tech	W	65	63
Dec. 16	\$ vs. N. Texas St. (North Texas)	L	66	88
Dec. 17	\$ vs. Xavier	L	58	65
Dec. 22	at LSU	L	68	97
Dec. 28	^ vs. Oregon State	L	58	75
Dec. 29	^ vs. Washington	L	57	70
Dec. 30	^ vs. Oregon	L	71	74
Jan. 7	* Baylor	W	84	80
Jan. 9	* at SMU	L	65	80
Jan. 12	* #6 Arkansas	L	60	69
Jan. 14	* Texas Tech	L	63	75
Jan. 17	* at Texas	L	64	78
Jan. 21	* at Houston	L	74	96
Jan. 23	* TCU	W	66	58
Jan. 28	* at Texas A&M	L	70	74
Jan. 30	* SMU	L	73	76
Feb. 1	* at Texas Tech	L	77	81
Feb. 4	* at #2 Arkansas	L	48	69
Feb. 7	* #12 Texas	L	86	102
Feb. 11	* Houston	L	62	87
Feb. 13	* at TCU	L	54	57
Feb. 18	* at Baylor	L	65	75
Feb. 21	* Texas A&M	L	75	81
Mar. 2	# at Houston	L	67	108

\* Southwest Conference Game  
\$ Bluebonnet Classic (Hofheinz Pavilion)  
^ Far West Classic (Portland, Ore.)  
# SWC Playoff (Hofheinz Pavilion)

## 1978-79

Coach: Mike Schuler

7-20 (4-12 SWC) • (5-8 H, 2-10 A, 0-2 N)

Date	Opponent	W/L	Rice	Opp.
Nov. 29	Texas Lutheran	W	99	90
Dec. 2	at Northwestern	L	71	93
Dec. 4	at #3 Notre Dame	L	61	105
Dec. 7	SW Texas State (Texas State)	L	62	63
Dec. 9	Wayland Baptist	W	99	67
Dec. 11	Doan College (Neb.)	W	100	75
Dec. 15	\$ vs. SW'ern Louisiana (ULL)	L	70	76
Dec. 16	\$ vs. Pan American (UTRGV)	L	72	75
Dec. 23	at Vanderbilt	L	59	88
Jan. 4	UT-Arlington	L	65	67
Jan. 6	* at Baylor	L	52	64
Jan. 8	* SMU	W	78	76
Jan. 10	* at Arkansas	L	66	79
Jan. 13	* at Texas Tech	W	62	56
Jan. 16	* Texas	L	81	94
Jan. 20	* Houston	L	75	101
Jan. 22	* at TCU	W	59	56
Jan. 27	* #14 Texas A&M	L	62	81
Jan. 29	* at SMU	L	67	80
Feb. 1	* Texas Tech	L	56	78
Feb. 3	* Arkansas	L	50	68
Feb. 6	* at Texas	L	52	94
Feb. 10	* at Houston	L	72	75
Feb. 12	* TCU	W	84	80
Feb. 17	* Baylor	L	69	70
Feb. 20	* at Texas A&M	L	60	92
Feb. 24	^ at Texas Tech	L	49	82

\* Southwest Conference Game  
\$ Bluebonnet Bowl Classic (Houston, Texas)  
^ SWC Playoff (Lubbock, Texas)

## 1979-80

Coach: Mike Schuler

7-19 (4-12 SWC) • (5-5 H, 1-13 A, 1-1 N)

Date	Opponent	W/L	Rice	Opp.
Nov. 30	at Vanderbilt	L	75	95
Dec. 1	Angelo State	W	84	60
Dec. 3	at UT-Arlington	L	80	81
Dec. 6	at Stanford	L	51	78
Dec. 8	at Pacific	L	51	78
Dec. 10	at Tulane	L	53	56
Dec. 21	\$ vs. USC	L	60	69
Dec. 22	\$ vs. Niagara	W	70	69
Jan. 3	* at Houston	L	70	78
Jan. 5	* TCU	W	57	47
Jan. 12	* at Baylor	L	63	73

Jan. 15	* at Texas Tech	L <sup>ot</sup>	59	62
Jan. 19	* Texas A&M	L	65	84
Jan. 22	* SMU	L	83	85
Jan. 26	* at Arkansas	L	64	73
Jan. 28	* Texas	L	76	87
Jan. 30	* at TCU	W	60	59
Feb. 2	* Baylor	L	57	60
Feb. 4	Wright State	W	84	78
Feb. 7	* Texas Tech	W	71	61
Feb. 9	* at Texas A&M	L	53	55
Feb. 12	* at SMU	L <sup>ot</sup>	81	82
Feb. 16	* Arkansas	L	73	77
Feb. 19	* Houston	W	81	74
Feb. 22	* at Texas	L	56	76
Feb. 25	^ at Houston	L	80	92

\* Southwest Conference Game  
\$ Bluebonnet Bowl Classic (Houston, Texas)  
^ SWC Playoff (Houston, Texas)

## 1980-81

Coach: Mike Schuler

12-15 (7-9 SWC) • (6-8 H, 4-6 A, 2-1 N)

Date	Opponent	W/L	Rice	Opp.
Nov. 28	\$ vs. Fairfield	L	72	79
Nov. 29	\$ vs. Cornell	W	69	51
Dec. 2	Tulane	L	62	78
Dec. 4	SW Texas State (Texas State)	L	67	68
Dec. 6	Western Kentucky	L	63	76
Dec. 8	Angelo State	W	77	56
Dec. 29	^ at UAB	L	60	78
Dec. 30	^ vs. Wagner	W	63	44
Jan. 3	* Houston	L	57	63
Jan. 6	* at TCU	W	57	51
Jan. 10	Texas Wesleyan	W	82	61
Jan. 13	* Baylor	L	61	72
Jan. 17	* Texas Tech	W	52	50
Jan. 20	* at Texas A&M	W	54	50
Jan. 24	* at SMU	W	60	59
Jan. 26	* Arkansas	L	52	57
Jan. 28	* at Texas	W <sup>ot</sup>	46	40
Jan. 31	* TCU	W	58	54
Feb. 3	* at Baylor	L	59	60
Feb. 7	* Southwestern (Texas)	W	67	53
Feb. 10	* at Texas Tech	L	55	61
Feb. 14	* Texas A&M	L	56	71
Feb. 17	* SMU	W	70	62
Feb. 21	* at Arkansas	L	59	75
Feb. 24	* at Houston	L	55	63
Feb. 28	* Texas	L	80	90
Mar. 2	# at Texas	L	44	58

\* Southwest Conference Game  
\$ IPTAY Classic (Clemson, S.C.)  
^ UAB Classic (Birmingham, Ala.)  
# SWC Playoff (Austin, Texas)

## 1981-82

Coach: Tommy Suits

15-15 (6-10 SWC) • (8-5 H, 5-9 A, 2-1 N)

Date	Opponent	W/L	Rice	Opp.
Nov. 28	Texas Wesleyan	W	97	50
Dec. 1	at Tulane	L	60	69
Dec. 3	SW Texas State (Texas State)	W	79	53
Dec. 5	Northwestern	W	75	55
Dec. 7	Texas Lutheran	W	102	60
Dec. 18	\$ at San Francisco	L	69	85
Dec. 19	\$ vs. LaSalle	L	58	64
Dec. 21	at Santa Clara	W	74	56
Dec. 23	at Pepperdine	L	64	77
Dec. 27	^ at Hawaii	W	69	59
Dec. 29	^ vs. San Francisco	W	78	66
Dec. 30	^ vs. North Carolina State	W	71	47
Jan. 4	* at #18 Houston	L	61	63
Jan. 9	* TCU	L	64	65
Jan. 12	UTSA	W	83	51
Jan. 16	* at Baylor	L	53	55
Jan. 19	* at Texas Tech	W	66	57
Jan. 23	* Texas A&M	L	59	68
Jan. 25	* SMU	W	42	40
Jan. 29	* at #12 Arkansas	L	54	60
Feb. 1	* #5 Texas	W	80	49
Feb. 3	* at TCU	L	57	58
Feb. 6	* Baylor	L	55	66
Feb. 10	* Texas Tech	W	76	56
Feb. 13	* at Texas A&M	L	71	82
Feb. 16	* at SMU	W	70	48

Feb. 20	* #17 Arkansas	L	65	72
Feb. 23	* Houston	L	69	75
Feb. 27	* at Texas	W	60	59
Mar. 1	# at Texas Tech	L	46	60

\* Southwest Conference Game  
\$ Golden Gate Classic (San Francisco, Calif.)  
^ Rainbow Classic (Honolulu, Ha.)  
# SWC Playoff (Lubbock, Texas)

## 1982-83

Coach: Tommy Suits

8-20 (2-14 SWC) • (7-8 H, 0-12 A, 1-0 N)

Date	Opponent	W/L	Rice	Opp.
Nov. 26	Texas Wesleyan	L	44	56
Nov. 29	Louisiana Tech	L	62	63
Dec. 2	Tulane	W	32	30
Dec. 4	Johns Hopkins	W	84	39
Dec. 7	Texas Southern	W	86	66
Dec. 16	St. Mary's (Texas)	W	64	54
Dec. 18	Southwestern (Texas)	W	59	41
Dec. 20	at Lamar	L	49	56
Dec. 28	\$ at Dayton	L	55	68
Dec. 29	\$ vs. Dartmouth	W	47	46
Jan. 5	* at Baylor	L	54	74
Jan. 8	* at Texas A&M	L	63	76
Jan. 10	* SMU	L	52	57
Jan. 15	* TCU	L	48	57
Jan. 19	* at Texas	L	45	47
Jan. 22	* at Texas Tech	L <sup>ot</sup>	50	54
Jan. 26	* #9 Houston	L	40	76
Feb. 2	* at #9 Arkansas	L	43	70
Feb. 5	* Baylor	W	65	48
Feb. 9	* Texas A&M	L	45	51
Feb. 12	* at SMU	L	57	64
Feb. 16	* at TCU	L	50	72
Feb. 19	* Texas	W	71	56
Feb. 23	* Texas Tech	L <sup>ot</sup>	67	69
Feb. 26	* at #2 Houston	L	52	86
Mar. 3	at UTSA	L	51	58
Mar. 5	* #5 Arkansas	L	55	82
Mar. 7	^ at TCU	L	49	74

\* Southwest Conference game  
\$ Dayton Invitational (Dayton, Ohio)  
^ SWC Playoff (Fort Worth, Texas)

## 1983-84

Coach: Tommy Suits

13-17 (6-10 SWC) • (10-6 H, 2-9 A, 1-2 N)

Date	Opponent	W/L	Rice	Opp.
Nov. 26	Concordia Lutheran	W	75	70
Nov. 29	at Tulane	L	56	69
Dec. 1	UTSA	L	56	72
Dec. 3	Louisiana Tech	L	69	77
Dec. 10	Texas Southern	W	70	59
Dec. 12	Austin College	W	86	46
Dec. 21	St. Mary's (Texas)	W	66	53
Dec. 29	\$ at Chattanooga	L	61	87
Dec. 30	\$ vs. Mississippi	L	60	70
Jan. 4	* Texas A&M	L	47	52
Jan. 7	* at SMU	L	60	71
Jan. 11	* at TCU	W	43	42
Jan. 14	* Texas	W	63	49
Jan. 18	* Texas Tech	L	68	76
Jan. 20	* at #4 Houston	L	42	72
Jan. 23	at Notre Dame	L	35	50
Jan. 27	* #16 Arkansas	W	65	62
Feb. 1	* at Baylor	L	52	64
Feb. 4	* at Texas A&M	W	43	42
Feb. 8	* SMU	L	54	58
Feb. 11	* TCU	W	56	37
Feb. 15	* at Texas	L	57	61
Feb. 18	* at Texas Tech	L	71	74
Feb. 22	* #3 Houston	L	54	70
Feb. 27	Prairie View A&M	W	64	44
Feb. 29	* at #12 Arkansas	L	54	79
Mar. 3	* Baylor	W	56	41
Mar. 6	^ TCU	W	64	52
Mar. 9	# vs. Texas Tech	W	53	48
Mar. 10	# vs. #5 Houston	L	50	53

\* Southwest Conference game  
\$ Krystal Classic (Chattanooga, Tenn.)  
^ SWC Playoff (Auntry Court)  
^ SWC Postseason Classic (The Summit)

# All-Time Results

## 1984-85

Coach: Tommy Suits

11-16 (3-13 SWC) • (9-6 H, 2-9 A, 0-1 N)

Date	Opponent	W/L	Rice	Opp.
Nov. 24	Austin College	W	93	56
Nov. 30	\$ vs. Seton Hall	L	66	69
Dec. 1	\$ at Holy Cross	W	62	60
Dec. 3	at Louisiana Tech	L	63	75
Dec. 8	Tulane	W	58	55
Dec. 10	at UTSA	L	65	80
Dec. 19	Arkansas-Monticello	W	63	39
Dec. 21	Lamar	W	62	55
Dec. 29	Southeastern Louisiana	W	64	61
Jan. 2	* #7 SMU	L	57	66
Jan. 5	* TCU	W	63	62
Jan. 7	Notre Dame	W	73	70
Jan. 9	* Texas	L	53	65
Jan. 13	* at Texas Tech	L	54	78
Jan. 16	* Houston	L	73	77
Jan. 23	* at Arkansas	L	56	67
Jan. 26	* Baylor	L	56	65
Jan. 30	* Texas A&M	L	52	64
Feb. 3	* at #4 SMU	L	52	68
Feb. 6	* at TCU	W	62	61
Feb. 10	* at Texas	L	65	66
Feb. 13	* Texas Tech	L	60	61
Feb. 17	* at Houston	L	91	96
Feb. 20	Tarleton State	W	82	44
Feb. 24	* Arkansas	W	71	68
Feb. 27	* at Baylor	L	78	97
Mar. 2	* at Texas A&M	L	62	79

\* Southwest Conference game

\$ Holy Cross Classic (Worcester, Mass.)

## 1985-86

Coach: Tommy Suits

9-19 (2-14 SWC) • (7-8 H, 2-8 A, 0-3 N)

Date	Opponent	W/L	Rice	Opp.
Nov. 23	Southwestern (Texas)	W	90	54
Nov. 25	Tarleton State	W	83	49
Nov. 27	Montana	W	64	61
Nov. 30	at Southeastern Louisiana	L	75	80
Dec. 2	at Austin Peay	L	77	84
Dec. 9	Jackson State	W	56	55
Dec. 19	Mary Hardin-Baylor	W	90	50
Dec. 21	Northwestern State	W	58	53
Dec. 27	\$ vs. Iowa State	L	60	94
Dec. 28	\$ vs. Davidson	L	47	70
Jan. 2	* at TCU	L	64	66
Jan. 4	* Texas	L	46	57
Jan. 8	* Texas Tech	L	50	51
Jan. 11	* at Houston	W	71	68
Jan. 15	Sul Ross State	W	93	50
Jan. 18	* Arkansas	L	50	58
Jan. 22	* at Baylor	L	49	53
Jan. 25	* at Texas A&M	L	55	68
Jan. 29	* SMU	L	52	68
Feb. 1	* TCU	L	48	69
Feb. 5	* at Texas	L	56	62
Feb. 8	* at Texas Tech	W	52	50
Feb. 12	* Houston	L	69	71
Feb. 19	* at Arkansas	L	59	60
Feb. 22	* Baylor	L	44	57
Feb. 26	* Texas A&M	L	62	70
Mar. 1	* at SMU	L	42	48
Mar. 7	^ vs. TCU	L	59	78

\* Southwest Conference game

\$ Music City Invitational (Nashville, Tenn.)

^ SWC Postseason Classic (Dallas, Texas)

## 1986-87

Coach: Tommy Suits

8-19 (2-14 SWC) • (7-9 H, 1-9 A, 0-1 N)

Date	Opponent	W/L	Rice	Opp.
Nov. 28	\$ at Richmond	L	66	73
Nov. 29	\$ vs. Stanford	L	52	77
Dec. 1	Pacific	L	49	57
Dec. 5	^ UTSA	W	84	63
Dec. 6	^ Northwestern State	W	48	45
Dec. 9	Austin Peay	L	70	73
Dec. 17	Louisiana College	W	77	67
Dec. 19	Southeastern Louisiana	W	68	66
Dec. 23	at San Diego	L	47	48
Dec. 30	Southwestern (Texas)	W	98	55
Jan. 3	* at Texas	L	52	72

Jan. 7	* at Texas Tech	L	47	65
Jan. 10	* Houston	L	36	71
Jan. 12	Trinity	W	94	42
Jan. 14	* at Arkansas	L	54	62
Jan. 18	* Baylor	L	64	80
Jan. 21	* Texas A&M	W	69	67
Jan. 24	* at SMU	L	43	63
Jan. 28	* at #16 TCU	L	38	64
Feb. 1	* # Texas	L	69	70
Feb. 4	* # Texas Tech	L	63	79
Feb. 7	* # at Houston	L	62	75
Feb. 14	* # Arkansas	L	68	88
Feb. 18	* # at Baylor	W	63	62
Feb. 21	* # at Texas A&M	L	60	63
Feb. 25	* # SMU	L	79	95
Feb. 28	* #15 TCU	L	69	85

\* Southwest Conference game

\$ Central Fidelity Classic (Richmond, Va.)

^ Rice Invitational (Houston, Texas)

# Interim Coach Greg Walcavich

## 1987-88

Coach: Scott Thompson

6-21 (3-13 SWC) • (4-8 H, 2-12 A, 0-1 N)

Date	Opponent	W/L	Rice	Opp.
Nov. 27	San Diego	W <sup>ot</sup>	97	90
Nov. 30	at UMKC	W	62	60
Dec. 2	Mississippi State	L	68	72
Dec. 4	\$ at Akron	L	67	72
Dec. 5	\$ vs. U.S. International	L	81	82
Dec. 8	Southern	L	86	107
Dec. 21	at #18 Georgetown	L	63	90
Dec. 27	at Nevada	L	73	86
Dec. 29	at Montana	L	48	64
Jan. 2	Wisconsin-Oshkosh	W	89	69
Jan. 6	* at Texas Tech	L	66	74
Jan. 10	* at Texas	W	77	75
Jan. 13	* TCU	W	74	69
Jan. 16	* SMU	L	60	72
Jan. 20	* at Texas A&M	L	70	75
Jan. 23	* at Baylor	L	68	84
Jan. 27	* Arkansas	L	61	80
Jan. 30	at Lamar	L	70	85
Feb. 3	* at Houston	L	67	84
Feb. 7	* Texas Tech	W	63	61
Feb. 10	* Texas	L	66	68
Feb. 13	* at TCU	L	58	73
Feb. 17	* at SMU	L	68	86
Feb. 20	* Texas A&M	L	55	67
Feb. 24	* Baylor	L	57	72
Feb. 27	* at Arkansas	L	87	112
Mar. 5	* Houston	L	65	81

\* Southwest Conference game

\$ McDonald's Zips Classic (Akron, Ohio)

## 1988-89

Coach: Scott Thompson

12-16 (6-10 SWC) • (9-4H, 2-11 A, 1-1 N)

Date	Opponent	W/L	Rice	Opp.
Nov. 25	at Detroit	L	53	64
Nov. 28	at Mississippi State	L	61	63
Nov. 30	Alcorn State	W	107	74
Dec. 2	\$ at Marquette	L	60	76
Dec. 3	\$ vs. Maine	W	75	58
Dec. 8	Southern	W	83	80
Dec. 10	Nevada	W	92	80
Dec. 22	Lamar	L	64	73
Dec. 28	at Northern Illinois	W	92	81
Dec. 30	at Indiana State	L	74	86
Jan. 4	* at Houston	L	75	90
Jan. 7	* Texas Tech	W <sup>ot</sup>	79	74
Jan. 11	* Texas	L	65	66
Jan. 15	* at TCU	L	64	70
Jan. 19	* at SMU	L	57	67
Jan. 21	* Texas A&M	W	79	77
Jan. 25	* Baylor	L	61	68
Jan. 28	* at Arkansas	L	77	81
Feb. 1	Eastern New Mexico	W	90	83
Feb. 5	* Houston	W	67	66
Feb. 8	* at Texas Tech	L	61	77
Feb. 11	* at Texas	L	74	116
Feb. 15	* TCU	W	70	67
Feb. 18	* SMU	W	67	65
Feb. 22	* at Texas A&M	L	58	72
Feb. 25	* at Baylor	W	70	56

Mar. 1	* Arkansas	L	73	83
Mar. 10	^ vs. Arkansas	L	72	108

\* Southwest Conference game

\$ First Bank Milwaukee Classic (Milwaukee, Wisc.)

^ SWC Postseason Classic (Dallas, Texas)

## 1989-90

Coach: Scott Thompson

11-17 (5-11 SWC) • (8-6 H, 2-9 A, 1-2 N)

Date	Opponent	W/L	Rice	Opp.
Nov. 24	at Colorado	L	86	102
Nov. 27	Tulane	W	91	64
Nov. 30	Indiana State	W <sup>ot</sup>	77	75
Dec. 2	at Duquesne	L	68	70
Dec. 4	Wisconsin-Platteville	W	64	60
Dec. 9	at #3 Georgetown	L	60	81
Dec. 21	Prairie View A&M	W	73	51
Dec. 28	\$ vs. Alabama State	L	78	81
Dec. 29	\$ vs. New Hampshire	W	57	52
Jan. 3	Detroit	L	75	77
Jan. 6	* Houston	L	69	84
Jan. 10	* at Texas Tech	W	74	71
Jan. 13	* at Baylor	W	65	62
Jan. 17	* TCU	W <sup>ot</sup>	66	64
Jan. 20	* SMU	W <sup>ot</sup>	58	55
Jan. 24	* at Texas A&M	L	82	84
Jan. 27	* at Texas	L	84	97
Jan. 31	* #3 Arkansas	L	66	70
Feb. 3	UMKC	W	87	80
Feb. 7	* at Houston	L	67	84
Feb. 10	* Texas Tech	W	75	56
Feb. 14	* Baylor	L	69	74
Feb. 17	* at TCU	L	55	67
Feb. 21	* at SMU	L	64	65
Feb. 24	* Texas A&M	L	95	103
Feb. 28	* Texas	L	84	86
Mar. 3	* at #12 Arkansas	L	80	104
Mar. 9	^ vs. Houston	L	81	90

\* Southwest Conference game

\$ UAB Classic (Birmingham, Ala.)

^ SWC Postseason Classic (Dallas, Texas)

## 1990-91

Coach: Scott Thompson

16-14 (9-7 SWC) • (11-3 H, 4-8 A, 1-3 N)

Date	Opponent	W/L	Rice	Opp.
Nov. 23	at Tulane	L	74	76
Nov. 26	Colorado	W	77	68
Dec. 1	Samford	W	78	51
Dec. 4	Duquesne	W	95	83
Dec. 8	\$ vs. #6 Georgetown	L	47	53
Dec. 20	Northern Illinois	L	66	76
Dec. 22	at SW Texas State (Texas State)	W	78	69
Dec. 28	^ vs. Austin Peay	L	67	87
Dec. 29	^ at Vanderbilt	L	68	75
Jan. 2	* #2 Arkansas	L	62	86
Jan. 5	Northwestern State	W	64	56
Jan. 9	* at Houston	L	73	80
Jan. 12	* Texas	L	79	92
Jan. 16	* Texas Tech	W	70	58
Jan. 19	* at TCU	L	68	78
Jan. 23	* at SMU	L	73	77
Jan. 26	* Texas A&M	W	98	76
Jan. 30	* Baylor	W	102	96
Feb. 2	* at #2 Arkansas	L	87	100
Feb. 5	Texas Wesleyan	W	80	66
Feb. 10	* Houston	W	70	69
Feb. 12	* at #24 Texas	L	64	65
Feb. 16	* at Texas Tech	W	75	72
Feb. 19	* TCU	W	69	57
Feb. 23	* SMU	W	71	62
Feb. 27	* at Texas A&M	W	72	55
Mar. 2	* at Baylor	W	72	70
Mar. 8	# vs. TCU	W	76	57
Mar. 9	* vs. #5 Arkansas	L	80	109
Mar. 14	! at Arkansas State	L	71	78

\* Southwest Conference game

\$ The Summit (Houston, Texas)

^ Music City Invitational (Nashville, Tenn.)

# SWC Postseason Classic (Dallas, Texas)

! NIT (Jonesboro, Ark.)

# All-Time Results

## 1991-92

Coach: Scott Thompson

20-11 (8-6 SWC) • (9-3 H, 8-6 A, 3-2 N)

Date	Opponent	W/L	Rice	Opp.
Nov. 22	\$ vs. Pacific	W	88	79
Nov. 23	\$ at Stanford	L	64	68
Nov. 25	^ vs. Arizona State	W	77	71
Nov. 26	^ vs. Michigan State	L	67	75
Nov. 27	^ vs. Chaminade	W	93	86
Dec. 2	at Prairie View A&M	W	96	60
Dec. 4	Sam Houston State	W	78	51
Dec. 7	SW Texas State (Texas State)	W	93	63
Dec. 19	Grambling State	W	101	61
Dec. 21	at #15 Michigan	L	70	87
Dec. 28	at Monmouth	L	59	60
Dec. 30	at Fairfield	W <sup>ot</sup>	78	77
Jan. 3	Texas A&I (TAMU-Kingsville)	W	86	67
Jan. 6	Fordham	W	74	57
Jan. 9	* Baylor	W <sup>ot</sup>	76	69
Jan. 18	* Houston	L	60	74
Jan. 22	* at Texas Tech	W	84	69
Jan. 25	* at Texas A&M	W	79	64
Jan. 28	* TCU	L	50	76
Feb. 1	* SMU	W	66	56
Feb. 4	* at Texas	L	87	88
Feb. 8	* at Baylor	W	72	65
Feb. 10	at Samford	W	53	43
Feb. 15	at Grambling State	W	81	49
Feb. 18	* at Houston	L	83	86
Feb. 22	* Texas Tech	L	98	105
Feb. 26	* Texas A&M	W	77	70
Feb. 29	* at TCU	L	59	64
Mar. 2	* at SMU	W <sup>ot</sup>	58	53
Mar. 5	* Texas	W	103	97
Mar. 13	# vs. Texas Tech	L	62	65

\* Southwest Conference game

\$ Stanford/Apple Invitational (Palo Alto, Calif.)

^ Maui Invitational (Lahaina, Haw.)

# SWC Postseason Classic (Dallas, Texas)

## 1992-93

Coach: Willis Wilson

18-10 (11-3 SWC) • (9-1 H, 8-6 A, 1-4 N)

NIT Second Round

Date	Opponent	W/L	Rice	Opp.
Dec. 1	\$ vs. #1 Michigan	L	71	75
Dec. 4	^ vs. Murray State	W	89	78
Dec. 5	^ at Washington	W	68	60
Dec. 17	# vs. Delaware	L	65	71
Dec. 20	# vs. Xavier	L	60	75
Dec. 30	at Colorado State	L	75	79
Jan. 2	Monmouth	W	78	57
Jan. 5	* at Texas	W	92	87
Jan. 7	Fairfield	W	83	72
Jan. 9	at Mississippi	W	89	79
Jan. 12	* at Texas A&M	W	66	65
Jan. 16	* TCU	W	84	67
Jan. 20	* Texas Tech	W	67	59
Jan. 23	* at Baylor	L	87	96
Jan. 27	Mississippi	W	72	67
Jan. 30	* Texas	W	101	83
Feb. 2	* at Houston	W	65	61
Feb. 6	* at SMU	L <sup>ot</sup>	77	78
Feb. 13	* at TCU	W	68	50
Feb. 17	* Baylor	W	84	77
Feb. 20	* at Texas Tech	W	86	79
Feb. 24	at Fordham	L	67	69
Feb. 27	* SMU	W	90	67
Mar. 3	* Houston	W <sup>ot</sup>	89	78
Mar. 6	* Texas A&M	L	76	82
Mar. 12	! vs. Texas	L	76	81
Mar. 17	@ at Wisconsin	W	77	73
Mar. 22	& at Boston College	L	68	101

\* Southwest Conference game

\$ The Summit (Houston, Texas)

(game later forfeited by Michigan)

^ U.S. West Cellular Air Time Tournament (Seattle, Wash.)

# NCAA Ball (Tokyo, Japan)

! SWC Postseason Classic (Dallas, Texas)

@ NIT First Round (Madison, Wisc.)

& NIT Second Round (Boston, Mass.)

## 1993-94

Coach: Willis Wilson

15-14 (6-8 SWC) • (7-5 H, 6-8 A, 2-1 N)

Date	Opponent	W/L	Rice	Opp.
Nov. 18	\$ at #10 Minnesota	L	61	70
Nov. 28	Nevada	W	74	64
Dec. 1	at Sam Houston State	W	83	64
Dec. 4	at #12 Virginia	L	51	59
Dec. 18	Colorado State	W	64	63
Dec. 20	Southern	W	84	75
Dec. 29	^ vs. St. Bonaventure	W	71	58
Dec. 30	^ at New Mexico	L	75	90
Jan. 3	Boise State	W	79	56
Jan. 5	at Dayton	W	76	64
Jan. 8	Montana	L	70	79
Jan. 11	* SMU	W	71	61
Jan. 16	* Texas A&M	L	64	67
Jan. 19	* at TCU	W	102	76
Jan. 22	at Oral Roberts	W	85	68
Jan. 26	* Baylor	W <sup>ot</sup>	96	88
Jan. 29	* at Texas Tech	L	72	91
Feb. 1	* at Texas	L	70	85
Feb. 5	* Houston	L	67	69
Feb. 8	at Centenary	L	74	79
Feb. 13	* at SMU	W	65	63
Feb. 16	* TCU	W	84	65
Feb. 19	* at Texas A&M	L	61	75
Feb. 23	* at Baylor	W	93	91
Feb. 26	* Texas Tech	L	62	76
Mar. 2	* Texas	L	70	78
Mar. 5	* at Houston	L	76	78
Mar. 10	# vs. Baylor	W	85	82
Mar. 11	# vs. Texas	L	89	101

\* Southwest Conference game

\$ Preseason NIT (Minneapolis, Minn.)

^ Intercable Lobo Invitational (Albuquerque, N.M.)

# Dr. Pepper SWC Classic (Dallas, Texas)

## 1994-95

Coach: Willis Wilson

15-13 (8-6 SWC) • (8-6 H, 6-6 A, 1-1 N)

Date	Opponent	W/L	Rice	Opp.
Nov. 26	at Nevada	L	68	71
Nov. 28	Centenary	W	82	56
Dec. 1	Sam Houston State	W	64	50
Dec. 5	Houston Baptist	W	72	65
Dec. 10	\$ #20 Virginia	L	50	67
Dec. 22	at #7 Kansas	L	57	71
Dec. 28	Holy Cross	L	74	75
Dec. 30	Kent State	W	70	57
Jan. 5	at Montana	L <sup>ot</sup>	81	90
Jan. 7	at Boise State	L	74	87
Jan. 11	* at Houston	W	87	76
Jan. 14	* at SMU	W	85	71
Jan. 17	*\$ Texas A&M	W	66	62
Jan. 22	* TCU	L	93	102
Jan. 25	at Southern	W	80	71
Jan. 28	* at Baylor	W	90	79
Feb. 1	*\$ Texas Tech	L	63	66
Feb. 4	* at Texas	L	56	88
Feb. 8	* Houston	L	67	73
Feb. 11	* SMU	W	63	55
Feb. 15	* at Texas A&M	W	75	69
Feb. 19	* at TCU	W	74	73
Feb. 22	Oral Roberts	W	83	72
Feb. 26	* at Texas Tech	L	63	73
Mar. 1	*\$ Baylor	W	80	68
Mar. 5	*\$ Texas	L	74	108
Mar. 9	^ vs. Texas A&M	W	84	75
Mar. 10	^ vs. Texas	L	75	78

\* Southwest Conference game

\$ The Summit (Houston, Texas)

^ Dr. Pepper SWC Classic (Dallas, Texas)

## 1995-96

Coach: Willis Wilson

14-14 (5-9 SWC) • (7-5 H, 3-8 A, 4-1 N)

Date	Opponent	W/L	Rice	Opp.
Nov. 24	\$ vs. Yale	W	80	58
Nov. 25	\$ at #18 Stanford	L	64	75
Nov. 28	North Texas	W	58	56
Dec. 2	at Kent State	L	76	86
Dec. 7	#1 Kansas	L	63	83
Dec. 9	at Vanderbilt	W	78	77
Dec. 21	Dartmouth	W	62	54

Dec. 23	St. Bonaventure	W	62	49
Dec. 29	^ vs. Idaho State	W	73	56
Dec. 30	^ vs. Central Michigan	W	65	57
Jan. 4	at Navy	L	56	64
Jan. 6	* at Texas	W	80	69
Jan. 13	* Houston	L	74	76
Jan. 17	* SMU	W	69	51
Jan. 20	* at Texas A&M	L	56	78
Jan. 22	* at TCU	L	71	80
Jan. 29	Southern	W	78	70
Jan. 31	* Baylor	W	79	64
Feb. 3	* #15 Texas Tech	L	57	79
Feb. 7	* Texas	L	64	79
Feb. 10	* at Houston	L	59	63
Feb. 14	* at SMU	W	71	70
Feb. 17	* Texas A&M	W	60	55
Feb. 21	* TCU	L	67	70
Feb. 28	* at Baylor	L	88	101
Mar. 2	* at #9 Texas Tech	L	70	84
Mar. 7	# vs. TCU	W	78	67
Mar. 8	# vs. #7 Texas Tech	L	53	68

\* Southwest Conference game

\$ Stanford/Fry's Invitational (Palo Alto, Calif.)

^ Oldsmobile Spartan Classic (East Lansing, Mich.)

# Dr. Pepper SWC Classic (Dallas, Texas)

## 1996-97

Coach: Willis Wilson

12-15 (6-10 WAC) • (9-3 H, 2-11 A, 1-1 N)

Date	Opponent	W/L	Rice	Opp.
Nov. 22	Houston Baptist	W	92	68
Nov. 26	Colorado School of Mines	W	79	52
Nov. 29	at Florida State	L	54	79
Dec. 3	at St. Bonaventure	L	53	58
Dec. 6	\$ vs. Princeton	L	54	59
Dec. 7	\$ vs. Prairie View A&M	W	82	53
Dec. 22	at North Texas	L <sup>ot</sup>	62	64
Dec. 28	at Southern	W	78	58
Dec. 30	Navy	W	69	52
Jan. 4	Penn	W	70	63
Jan. 6	* Fresno State	L	76	79
Jan. 13	* at Tulsa	L	33	65
Jan. 16	* UTEP	W	74	60
Jan. 18	* #12 New Mexico	L	61	69
Jan. 23	* at BYU	W	62	59
Jan. 25	* at #5 Utah	L	58	78
Jan. 30	* TCU	W	82	80
Feb. 1	* SMU	W	62	58
Feb. 6	* #22 Tulsa	W	75	58
Feb. 8	* at Fresno State	L	54	82
Feb. 13	* at #13 New Mexico	L	64	81
Feb. 15	* at UTEP	L	78	83
Feb. 22	* BYU	W	68	44
Feb. 24	* #4 Utah	L	66	75
Feb. 27	* at SMU	L	53	59
Mar. 1	* at TCU	L	79	85
Mar. 4	# at UNLV	L	61	71

\* Western Athletic Conference game

\$ First Bank Classic (Milwaukee, Wisc.)

# WAC Tournament (Las Vegas, Nev.)

## 1997-98

Coach: Willis Wilson

6-22 (3-13 WAC) • (4-9 H, 1-10 A, 1-3 N)

Date	Opponent	W/L	Rice	Opp.
Nov. 14	Florida State	L	53	65
Nov. 17	at #2 Kansas	L	61	88
Nov. 22	at Penn	L	73	78
Nov. 25	Missouri-Rolla	W	79	57
Nov. 28	\$ vs. Evansville	W	59	54
Nov. 29	\$ vs. West Virginia	L	61	78
Nov. 30	\$ vs. USF	L	46	49
Dec. 5	^ at #10 Iowa	L	52	81
Dec. 6	^ vs. Mount St. Mary's	L	55	58
Dec. 10	Nicholls State	L	64	72
Dec. 21	Centenary	L	52	58
Dec. 29	Stetson	W	75	55
Jan. 3	* at #4 Utah	L	65	73
Jan. 11	* Tulsa	W	76	63
Jan. 15	* at San Jose State	W	61	50
Jan. 17	* at Fresno State	L	65	93
Jan. 22	* #24 Hawaii	L	63	65
Jan. 24	* San Diego State	L	51	62
Jan. 29	* at TCU	L	67	97
Jan. 31	* at SMU	L	67	91

# All-Time Results

Feb. 5	* at Tulsa	L	62	75
Feb. 7	* #5 Utah	L	49	60
Feb. 12	* Fresno State	L	80	82
Feb. 14	* San Jose State	W	72	59
Feb. 19	* at Hawaii	L	50	69
Feb. 21	* at San Diego State	L	66	75
Feb. 26	* SMU	L	67	69
Feb. 28	* #15 TCU	L	73	86

\* Western Athletic Conference game

\$ San Juan Thanksgiving Shootout (San Juan, P.R.)

^ Super Chevy Shootout (Iowa City, Iowa)

## 1998-99

Coach: Willis Wilson

18-10 (8-6 WAC) • (13-1 H, 2-7 A, 3-2 N)

Date	Opponent	W/L	Rice	Opp.
Nov. 13	UT-Pan American (UTRGV)	W	80	40
Nov. 16	at Navy	L	61	78
Nov. 21	Houston	W	69	64
Nov. 23	Missouri-Rolla	W	69	59
Dec. 1	Stephen F. Austin	W	82	68
Dec. 4	\$ vs. Weber State	L <sup>2ot</sup>	66	72
Dec. 5	\$ vs. Holy Cross	W	83	49
Dec. 9	Louisiana College	W	83	51
Dec. 20	Southern	W	73	50
Dec. 22	^ vs. St. Mary's (Calif.)	W <sup>ot</sup>	81	70
Dec. 23	^ at Iowa State	L	45	50
Jan. 2	Portland	W	73	52
Jan. 7	* Wyoming	W	77	52
Jan. 9	* Colorado State	W	63	60
Jan. 14	* at UNLV	L	72	78
Jan. 16	* at Air Force	W	71	69
Jan. 23	* Tulsa	L	50	65
Jan. 28	* SMU	W <sup>ot</sup>	84	79
Jan. 30	* #24 TCU	W	76	69
Feb. 4	* at Colorado State	L	55	64
Feb. 6	* at Wyoming	L	63	70
Feb. 11	* Air Force	W	88	64
Feb. 13	* UNLV	W	59	55
Feb. 20	* at Tulsa	L	47	77
Feb. 25	* at TCU	L	62	63
Feb. 27	* at SMU	W	66	57
Mar. 2	# vs. San Jose State	W	64	61
Mar. 4	# vs. #25 New Mexico	L	49	51

\* Western Athletic Conference game

\$ Northwestern Mutual Classic (San Francisco, Calif.)

^ The Tribune Holiday Classic (Ames, Iowa)

# WAC Tournament (Las Vegas, Nev.)

## 1999-2000

Coach: Willis Wilson

5-22 (1-13 WAC) • (5-7 H, 0-13 A, 0-2 N)

Date	Opponent	W/L	Rice	Opp.
Nov. 19	Navy	W <sup>ot</sup>	70	64
Nov. 22	Loyola (N.O.)	W	65	38
Nov. 27	at Portland	L	55	69
Dec. 2	Northwestern State	W	52	49
Dec. 4	at Stephen F. Austin	L	71	77
Dec. 7	at Houston	L <sup>ot</sup>	71	84
Dec. 11	\$ vs. Texas A&M	L	53	56
Dec. 20	Rockhurst	W	51	43
Dec. 22	Lamar	L	40	51
Dec. 28	at Duquesne	L	57	72
Jan. 3	at UT-Pan American (UTRGV)	L	62	72
Jan. 8	* at SMU	L	71	80
Jan. 16	* #19 Tulsa	L	49	67
Jan. 20	* Hawaii	L	65	68
Jan. 22	* San Jose State	L	56	58
Jan. 27	* at Fresno State	L	53	86
Jan. 29	* at UTEP	L	70	92
Feb. 3	* TCU	L	70	83
Feb. 7	* SMU	L	50	65
Feb. 9	at Northwestern	L	47	61
Feb. 14	* at #13 Tulsa	L	33	75
Feb. 17	* at San Jose State	L <sup>ot</sup>	48	52
Feb. 19	* at Hawaii	L	63	90
Feb. 24	* UTEP	W	62	59
Feb. 26	* Fresno State	L	57	69
Mar. 3	* at TCU	L	62	85
Mar. 9	^ vs. #14 Tulsa	L	51	71

\* Western Athletic Conference game

\$ at Compaq Center (Houston, Texas)

^ WAC Tournament (Fresno, Calif.)

## 2000-01

Coach: Willis Wilson

14-16 (5-11 WAC) • (10-5 H, 3-9 A, 1-2 N)

Date	Opponent	W/L	Rice	Opp.
Nov. 18	at Navy	W	69	51
Nov. 21	Houston	W	65	45
Nov. 24	Birmingham-Southern	W	60	49
Nov. 28	Stephen F. Austin	W	82	57
Dec. 2	at Lamar	W	60	53
Dec. 4	Middle Tennessee	L <sup>ot</sup>	73	75
Dec. 9	\$ vs. BYU	L	49	59
Dec. 20	Portland State	W	74	62
Dec. 28	at Baylor	L	57	73
Dec. 30	Duquesne	W	81	68
Jan. 4	* Fresno State	L	58	69
Jan. 6	* Nevada	W	74	63
Jan. 10	UT-Pan American (UTRGV)	W	75	71
Jan. 13	at Siena	L	52	76
Jan. 18	* at SMU	L	54	72
Jan. 20	* at TCU	W	73	66
Jan. 25	* Hawaii	W	70	64
Jan. 27	* San Jose State	L	44	54
Feb. 1	* at UTEP	L	69	85
Feb. 5	* SMU	L	56	66
Feb. 8	* at Tulsa	L	55	79
Feb. 10	* TCU	W	76	72
Feb. 15	* at San Jose State	L	53	57
Feb. 17	* at Hawaii	L	53	61
Feb. 22	* Tulsa	W	59	56
Feb. 24	* UTEP	L	52	59
Mar. 1	* at Fresno State	L	74	79
Mar. 3	* at Nevada	L	57	70
Mar. 6	^ vs. Nevada	W	60	44
Mar. 8	^ vs. #25 Fresno State	L	52	60

\* Western Athletic Conference game

\$ at Compaq Center (Houston, Texas)

^ WAC Tournament (Tulsa, Okla.)

## 2001-02

Coach: Willis Wilson

10-19 (5-13 WAC) • (8-7 H, 2-11 A, 0-1 N)

Date	Opponent	W/L	Rice	Opp.
Nov. 16	Navy	W	75	72
Nov. 20	Lamar	W	91	62
Nov. 22	at Colorado	L	80	108
Nov. 27	at Stephen F. Austin	L <sup>ot</sup>	86	90
Nov. 29	at Houston	L	61	62
Dec. 1	Baylor	W	75	60
Dec. 4	at Middle Tennessee	L	52	65
Dec. 21	Centenary	W	66	57
Dec. 27	UT-Pan American (UTRGV)	L	64	81
Dec. 29	Siena	W	71	60
Jan. 3	* at Fresno State	L	61	87
Jan. 5	* at Nevada	L	70	91
Jan. 10	* Boise State	L	59	62
Jan. 12	* UTEP	W	73	59
Jan. 17	* at SMU	L	49	76
Jan. 19	* at Louisiana Tech	L	43	57
Jan. 24	* Hawaii	L	79	88
Jan. 26	* San Jose State	W	70	58
Jan. 28	* at Tulsa	L	60	79
Jan. 31	* Nevada	L	56	64
Feb. 2	* Fresno State	W	76	63
Feb. 7	* at UTEP	W	75	68
Feb. 9	* at Boise State	L	62	78
Feb. 14	* Louisiana Tech	L	61	72
Feb. 16	* SMU	L	61	63
Feb. 21	* at San Jose State	W	62	46
Feb. 23	* at Hawaii	L	50	79
Feb. 28	* Tulsa	L	62	67
Mar. 5	\$ vs. San Jose State	L	57	58

\* Western Athletic Conference game

\$ WAC Tournament (Tulsa, Okla.)

## 2002-03

Coach: Willis Wilson

19-10 (11-7 WAC) • (13-3 H, 6-6 A, 0-1 N)

Date	Opponent	W/L	Rice	Opp.
Nov. 22	Tulane	W	72	58
Nov. 24	at Stanford	L	62	79
Nov. 27	Houston	W	71	53
Nov. 30	BYU	L	56	95
Dec. 7	Lamar	W	62	45
Dec. 18	St. Edward's	W	106	48
Dec. 21	Colorado	W	80	61

Dec. 23	at Navy	W	82	60
Dec. 30	Louisiana College	W	86	69
Jan. 2	* Nevada	W	79	75
Jan. 4	* at Fresno State	L	70	71
Jan. 8	at UT-Pan American (UTRGV)	W	85	79
Jan. 11	* Tulsa	L	77	94
Jan. 16	* at Boise State	W	74	65
Jan. 18	* at UTEP	W	91	63
Jan. 23	* SMU	L	83	89
Jan. 25	* Louisiana Tech	W	93	92
Jan. 30	* at Hawaii	L	70	85
Feb. 1	* at San Jose State	W <sup>ot</sup>	71	66
Feb. 8	* at Tulsa	L	56	79
Feb. 13	* UTEP	W	72	66
Feb. 15	* Boise State	W	72	62
Feb. 20	* at Louisiana Tech	W	65	63
Feb. 22	* at SMU	L	63	73
Feb. 27	* San Jose State	W	65	52
Mar. 1	* Hawaii	W	75	58
Mar. 5	* at Nevada	L	68	86
Mar. 8	* Fresno State	W	92	71
Mar. 13	\$ vs. Hawaii	L <sup>ot</sup>	61	62

\* Western Athletic Conference game

\$ WAC Tournament (Tulsa, Okla.)

## 2003-04

Coach: Willis Wilson

22-11 (12-6 WAC) • (12-3 H, 6-7 A, 4-1 N)

Date	Opponent	W/L	Rice	Opp.
Nov. 21	\$ vs. Idaho State	W	76	46
Nov. 22	\$ vs. St. Mary's (Calif.)	W	69	55
Nov. 23	\$ vs. Washington State	W	64	49
Nov. 30	#20 Stanford	L	56	60
Dec. 3	at Houston	W	62	52
Dec. 6	at Tulane	L	67	73
Dec. 18	at Lamar	W	84	78
Dec. 20	UT-Pan American (UTRGV)	W	69	58
Dec. 22	Navy	W	81	55
Dec. 30	Dallas Univ.	W	102	79
Jan. 2	#1 Connecticut	L	83	92
Jan. 5	* at Louisiana Tech	W	89	77
Jan. 8	* Boise State	W	81	61
Jan. 10	* UTEP	W	84	68
Jan. 17	* at Tulsa	L	68	74
Jan. 20	* SMU	W	80	40
Jan. 22	* at Fresno State	W	65	63
Jan. 24	* at Nevada	L	76	101
Jan. 28	* Hawaii	W	76	73
Jan. 31	* San Jose State	W	82	49
Feb. 5	* at UTEP	L	62	105
Feb. 7	* at Boise State	L	69	80
Feb. 14	* Tulsa	W <sup>2ot</sup>	111	103
Feb. 18	* Nevada	W	87	75
Feb. 21	Louisiana-Lafayette	W	81	76
Feb. 23	* Fresno State	W	63	60
Feb. 27	* at San Jose State	W	61	55
Feb. 29	* at Hawaii	L	77	91
Mar. 4	* Louisiana Tech	L	58	70
Mar. 6	* at SMU	W	71	66
Mar. 11	^ vs. Hawaii	W	70	68
Mar. 12	^ vs. Nevada	L	59	67
Mar. 17	# at Milwaukee	L	63	91

\* Western Athletic Conference game

\$ BP Top of the World Classic (Fairbanks, Ak.)

^ WAC Tournament (Fresno, Calif.)

# NIT First Round (Milwaukee, Wisc.)

## 2004-05

Coach: Willis Wilson

19-12 (12-6 WAC) • (13-3 H, 5-8 A, 1-1 N)

Date	Opponent	W/L	Rice	Opp.
Nov. 20	Mobile	W	77	56
Nov. 23	Middle Tennessee	W	67	62
Nov. 27	at Louisiana-Lafayette	L	61	75
Nov. 30	Houston	W	74	73
Dec. 6	Grambling State	W	113	54
Dec. 16	Lamar	W	81	75
Dec. 19	at #11 Connecticut	L	72	81
Dec. 22	at Syracuse	L	72	88
Dec. 30	* SMU	W <sup>ot</sup>	66	64
Jan. 1	* Louisiana Tech	W	78	57
Jan. 6	* at UTEP	L	67	96
Jan. 8	* at Boise State	W	87	75

# All-Time Results

Jan. 15	* Tulsa	W	82	70
Jan. 20	* Fresno State	W	83	68
Jan. 22	* Nevada	L	59	62
Jan. 27	* at Hawaii	L <sup>ot</sup>	72	75
Jan. 29	* at San Jose State	L	85	90
Feb. 3	* Boise State	W	68	52
Feb. 5	* UTEP	L	72	73
Feb. 8	Rockhurst	W	82	63
Feb. 12	* at Tulsa	W <sup>ot</sup>	71	64
Feb. 16	* at Nevada	L	58	73
Feb. 19	Murray State	L	63	69
Feb. 21	* at Fresno State	W	76	68
Feb. 25	* San Jose State	W	56	50
Feb. 27	* Hawaii	W	80	61
Mar. 3	* at Louisiana Tech	W	78	64
Mar. 5	* at SMU	W <sup>2ot</sup>	80	75
Mar. 10	\$ vs. SMU	W	63	47
Mar. 11	\$ vs. UTEP	L	77	85
Mar. 16	^ at Missouri State	L	82	105

\* Western Athletic Conference game  
\$ WAC Tournament (Reno, Nev.)  
# NIT First Round (Springfield, Mo.)

## 2005-06 Coach: Willis Wilson

12-16 (6-8 C-USA) • (9-4 H, 3-9 A, 0-3 N)

Date	Opponent	W/L	Rice	Opp.
Nov. 18	\$ at Marquette	L	65	82
Nov. 19	\$ vs. IUPUI	L	56	58
Nov. 22	New Mexico Highlands	W	87	75
Nov. 26	at Oregon	L	60	84
Nov. 29	Prairie View A&M	W	67	58
Dec. 3	Utah	W <sup>3ot</sup>	96	94
Dec. 5	^ vs. #2 Texas	L	58	85
Dec. 15	Palm Beach Atlantic	W	93	54
Dec. 17	at Arkansas	L	61	80
Dec. 21	Texas Southern	W	81	65
Dec. 30	at Murray State	L	65	83
Jan. 2	Yale	L	67	70
Jan. 5	Princeton	W	52	41
Jan. 11	* Houston	W	71	62
Jan. 14	* at Tulane	W	60	57
Jan. 18	* UAB	L	68	75
Jan. 21	* at SMU	L <sup>ot</sup>	69	80
Jan. 25	* at Southern Miss	W	67	61
Jan. 28	* Tulane	L	53	70
Feb. 4	* #3 Memphis	L	79	84
Feb. 8	* at Marshall	W <sup>ot</sup>	78	75
Feb. 11	* at Tulsa	L <sup>ot</sup>	73	80
Feb. 15	* East Carolina	W	62	54
Feb. 18	* at UTEP	L	47	58
Feb. 25	* at UCF	L	64	77
Mar. 1	* at Houston	L	71	74
Mar. 4	* SMU	W	68	66
Mar. 8	# vs. SMU	L	59	61

\* Conference USA game  
\$ Pepsi Blue & Gold Classic (Milwaukee, Wisc.)  
^ at Toyota Center (Houston Center)  
# Conference USA Tournament (Memphis, Tenn.)

## 2006-07 Coach: Willis Wilson

16-16 (8-8 C-USA) • (10-5 H, 2-9 A, 4-2 N)

Date	Opponent	W/L	Rice	Opp.
Nov. 11	Paul Quinn	W	118	66
Nov. 14	\$ at Gonzaga	L	50	80
Nov. 15	\$ vs. Colorado State	W	70	61
Nov. 18	North Texas	L	69	71
Nov. 20	Oregon	L <sup>ot</sup>	73	79
Nov. 25	at Utah	L	64	80
Dec. 2	UT-Permian Basin	W	80	46
Dec. 6	Lamar	W	83	71
Dec. 20	Prairie View A&M	W	82	65
Dec. 28	^ vs. Belmont	L	85	87
Dec. 29	^ vs. Western Carolina	W	67	62
Jan. 2	Vanderbilt	L	69	74
Jan. 6	at Princeton	L	28	51
Jan. 10	* Tulane	W <sup>ot</sup>	75	70
Jan. 13	* at East Carolina	W	64	47
Jan. 17	* Houston	W	76	71
Jan. 20	* at UCF	L	67	72
Jan. 24	* UTEP	W	73	67
Jan. 27	* at Tulane	L	55	75
Jan. 31	* at Houston	L	63	70
Feb. 3	* East Carolina	W	83	74

Feb. 7	* Southern Miss	W	70	55
Feb. 10	* at SMU	W	63	60
Feb. 14	* at UAB	L	73	84
Feb. 17	* UCF	L	63	74
Feb. 22	* at #7 Memphis	L	63	99
Feb. 24	* SMU	W	75	66
Feb. 28	* at Marshall	L	65	69
Mar. 3	* Tulsa	L	65	73
Mar. 7	# vs. UTEP	W	77	74
Mar. 8	# vs. UCF	W	53	51
Mar. 9	# vs. Houston	L	62	77

\* Conference USA game  
\$ NIT Preseason Tip-Off (Spokane, Wash.)  
^ Saint Mary's College Classic (Moraga, Calif.)  
# Conference USA Tournament (Memphis, Tenn.)

## 2007-08

Coach: Willis Wilson

3-27 (0-16 C-USA) • (1-12 H, 1-13 A, 1-2 N)

Date	Opponent	W/L	Rice	Opp.
Nov. 13	at TCU	L	49	76
Nov. 17	\$ Duquesne	L	59	86
Nov. 20	^ Richmond	L	55	61
Nov. 27	^ UALR	L	52	59
Nov. 30	# vs. Eastern Illinois	W	55	49
Dec. 1	# vs. Louisiana-Monroe	L	67	80
Dec. 5	at Texas State	W	88	81
Dec. 8	@ #4 Texas	L	54	80
Dec. 22	at Lamar	L	49	66
Dec. 29	\$ TCU	W	70	65
Dec. 31	at #12 Texas A&M	L	41	68
Jan. 3	at #15 Vanderbilt	L	58	76
Jan. 5	at Oklahoma	L	49	61
Jan. 9	* ^ Marshall	L	47	66
Jan. 12	* at UTEP	L	43	71
Jan. 16	* ^ #2 Memphis	L	50	77
Jan. 19	* at Tulane	L	56	61
Jan. 23	* ^ Houston	L	60	69
Jan. 26	* at Southern Miss	L	53	71
Feb. 2	* \$ Tulane	L	77	84
Feb. 6	* at East Carolina	L	45	64
Feb. 9	* at SMU	L	53	68
Feb. 13	* ^ UAB	L	60	69
Feb. 16	* ^ UCF	L	53	60
Feb. 20	* at Tulsa	L	37	68
Feb. 23	* at Houston	L	62	71
Mar. 1	* at UCF	L	60	68
Mar. 5	* \$ East Carolina	L	68	75
Mar. 8	* \$ SMU	L	58	61
Mar. 12	! vs. Southern Miss	L	50	59

\* Conference USA game  
\$ Home Games at Merrell Center (Katy, Texas)  
^ Home Games at Reliant Arena (Houston, Texas)  
# Hawkeye Challenge (Iowa City, Iowa)  
@ Home Games at Toyota Center (Houston, Texas)  
! Conference USA Tournament (Memphis, Tenn.)

## 2008-09

Coach: Ben Braun

10-22 (4-12 C-USA) • (5-10 H, 2-11 A, 3-1 N)

Date	Opponent	W/L	Rice	Opp.
Nov. 15	Portland State	L	74	78
Nov. 20	\$ vs. Cal Poly	W	81	76
Nov. 21	\$ at BYU	L	52	83
Nov. 22	\$ vs. North Florida	W	68	46
Nov. 25	Lamar	L	53	61
Nov. 30	at #6 Texas	L	56	77
Dec. 4	UTSA	L	75	78
Dec. 6	Texas State	W	100	94
Dec. 17	Harvard	W	67	63
Dec. 20	at Duquesne	L	64	80
Dec. 22	#4 Oklahoma	L	58	70
Dec. 28	at UALR	W	79	72
Dec. 31	Texas A&M	L	60	72
Jan. 3	at Richmond	L	43	74
Jan. 10	* at Tulane	L	54	65
Jan. 14	* SMU	W	69	57
Jan. 17	* UCF	L	52	77
Jan. 21	* at #22 Memphis	L	52	80
Jan. 24	* at UAB	L	40	78
Jan. 28	* Tulane	L	59	61
Jan. 31	* East Carolina	W	76	70
Feb. 7	* at Houston	L	65	72
Feb. 11	* Southern Miss	W	88	72
Feb. 14	* at East Carolina	L <sup>ot</sup>	88	91

Feb. 18	* UTEP	L	58	67
Feb. 21	* at SMU	L	66	69
Feb. 25	* at UCF	W	69	66
Feb. 28	* Houston	L	51	56
Mar. 4	* at Marshall	L	62	76
Mar. 7	* Tulsa	L	50	60
Mar. 11	^ vs. Marshall	W	60	59
Mar. 12	^ vs. Tulsa	L	51	73

\* Conference USA game  
\$ Basketball Travelers Invitational (Provo, Utah)  
^ Conference USA Tournament (Memphis, Tenn.)

## 2009-10

Coach: Ben Braun

8-23 (1-15 C-USA) • (7-10 H, 1-12 A, 0-1 N)

Date	Opponent	W/L	Rice	Opp.
Nov. 13	\$ Sacramento State	W	81	51
Nov. 14	\$ South Alabama	W	71	69
Nov. 15	\$ Houston Baptist	W	60	46
Nov. 19	at Arizona	L	49	66
Nov. 24	Furman	W	77	65
Nov. 29	#3 Texas	L	59	77
Dec. 2	at Harvard	L	64	85
Dec. 5	North Texas	L	62	64
Dec. 16	Santa Clara	W	70	57
Dec. 19	at LSU	L	61	65
Dec. 23	at Lamar	L	61	77
Dec. 29	McNeese State	W	75	62
Jan. 2	at TCU	L	58	70
Jan. 6	* Houston	L	66	83
Jan. 9	* at UCF	L	58	77
Jan. 13	* at Tulane	L	58	72
Jan. 16	* Memphis	L	68	80
Jan. 20	* SMU	L	65	73
Jan. 23	* at Tulsa	L	58	62
Jan. 30	* at East Carolina	W	69	58
Feb. 3	* Tulane	L <sup>ot</sup>	74	79
Feb. 6	* UAB	L	65	76
Feb. 8	Texas A&M-International	W	73	66
Feb. 13	* at Southern Miss	L	50	66
Feb. 17	* at SMU	L	57	67
Feb. 20	* East Carolina	L	65	76
Feb. 24	* Marshall	L	54	77
Feb. 27	* at #25 UTEP	L	64	78
Mar. 3	* at Houston	L	70	78
Mar. 6	* UCF	L	59	66
Mar. 10	^ vs. Tulsa	L	62	73

\* Conference USA game  
\$ Basketball Travelers Invitational (Houston, Texas)  
^ Conference USA Tournament (Tulsa, Okla., BOK Center)

## 2010-11

Coach: Ben Braun

14-18 (5-11 C-USA) • (9-7 H, 3-8 A, 2-3 N)

Date	Opponent	W/L	Rice	Opp.
Nov. 12	St. Thomas	W	63	51
Nov. 14	Grambling State	W	86	57
Nov. 18	at Santa Clara	L	65	66
Nov. 21	St. Gregory's	W	75	58
Nov. 23	at North Texas	L	65	68
Nov. 27	at #20 Texas	L	59	62
Dec. 1	Arizona	L	57	84
Dec. 4	Lamar	W	75	73
Dec. 16	\$ UALR	W	65	55
Dec. 21	^ vs. Stetson	W	66	63
Dec. 22	^ vs. Miami (Fla.)	L	67	73
Dec. 23	^ vs. Oral Roberts	L	78	80
Dec. 29	LSU	W	74	68
Jan. 2	TCU	W	70	61
Jan. 5	* Tulane	L	81	85
Jan. 8	* at Tulsa	L	64	75
Jan. 12	* Southern Miss	L <sup>ot</sup>	78	81
Jan. 15	* at UTEP	L	43	66
Jan. 22	* at UCF	W	57	50
Jan. 26	* Houston	W <sup>ot</sup>	79	71
Jan. 29	* SMU	L	68	75
Feb. 2	* at Tulane	W	71	61
Feb. 5	* UTEP	L	53	59
Feb. 12	* at UAB	L	68	74
Feb. 16	* at Marshall	L	61	72
Feb. 19	* Memphis	W	67	52
Feb. 23	* at SMU	L <sup>ot</sup>	66	76
Feb. 26	* East Carolina	L	68	71
Mar. 2	* Tulsa	L	57	67
Mar. 5	* at Houston	W	72	57

# All-Time Results

Mar. 9	# vs. SMU	W	58	57
Mar. 10	# vs. Tulsa	L	72	81

\* Conference USA game  
 \$ Las Vegas Holiday Hoops Classic (Houston, Texas)  
 ^ Las Vegas Holiday Hoops Classic (Las Vegas, Nev.)  
 # Conference USA Tournament (El Paso, Texas)

## 2011-12

Coach: Ben Braun

19-16 (8-8 C-USA) • (12-6 H, 7-7 A, 0-3 N)

CIT Quarterfinals

Date	Opponent	W/L	Rice	Opp.
Nov. 12	New Orleans	W	83	49
Nov. 17	\$ Southern	W	80	65
Nov. 20	Maryland-Eastern Shore	W	81	49
Nov. 22	\$ Florida A&M	W	75	59
Nov. 25	^ vs. Northern Iowa	L	60	64
Nov. 26	^ vs. Iowa State	L	63	90
Nov. 30	at Houston Baptist	W	78	66
Dec. 3	St. Thomas	W	81	67
Dec. 14	Louisiana College	W	109	51
Dec. 17	Lamar	L	81	87
Dec. 19	Temple	L	70	77
Dec. 22	at Texas A&M	W	65	58
Dec. 28	Texas A&M-Corpus Christi	W	78	66
Dec. 31	at Texas	L	59	73
Jan. 4	at TCU	L	74	78
Jan. 7	* Marshall	L	61	63
Jan. 11	* at SMU	W	68	52
Jan. 14	* at Tulane	W	50	49
Jan. 18	* UAB	L <sup>ot</sup>	60	61
Jan. 21	* Tulsa	L	46	70
Jan. 25	* at Memphis	L	51	73
Jan. 28	* Tulane	W	88	74
Feb. 1	* UTEP	W	77	75
Feb. 4	* at East Carolina	L	68	82
Feb. 8	* at Houston	W	79	71
Feb. 11	* SMU	W	43	39
Feb. 18	* at Tulsa	L	50	69
Feb. 22	* UCF	W	83	74
Feb. 25	* at Southern Miss	L	56	58
Feb. 29	* at UTEP	W	68	61
Mar. 3	* Houston	L	75	76
Mar. 7	# vs. East Carolina	L	66	68
Mar. 14	@ at Louisiana-Lafayette	W	68	63
Mar. 17	! Drake	W	74	68
Mar. 20	% at Oakland	L	70	77

\* Conference USA game  
 \$ South Padre Island Invitational (Houston, Texas)  
 ^ South Padre Island Invitational (South Padre Island, Texas)  
 # Conference USA Tournament (Memphis, Tenn.)  
 @ CIT First Round (Lafayette, La.)  
 ! CIT Second Round (Houston, Texas)  
 % CIT Quarterfinals (Rochester, Mich.)

## 2012-13

Coach: Ben Braun

5-26 (1-15 C-USA) • (5-11 H, 0-11 A, 0-4 N)

Date	Opponent	W/L	Rice	Opp.
Nov. 10	St. Thomas	L	59	72
Nov. 14	St. Edward's	W	75	63
Nov. 17	at Temple	L	63	77
Nov. 22	\$ vs. Georgia Tech	L	36	54
Nov. 23	\$ vs. Drake	L	66	77
Nov. 25	\$ vs. Drexel	L	47	55
Dec. 1	Houston Baptist	W	61	53
Dec. 12	LIU-Brooklyn	L	70	97
Dec. 15	Hartford	L	51	58
Dec. 19	Chicago State	W <sup>ot</sup>	63	60
Dec. 22	TCU	L	63	65
Dec. 29	at Texas	L	41	57
Jan. 5	at Harvard	L	62	92
Jan. 9	* Southern Miss	L	52	75
Jan. 12	* at Tulsa	L	51	64
Jan. 16	* Memphis	L	51	77
Jan. 19	New Orleans	W	95	71
Jan. 23	* at UCF	L	67	78
Jan. 26	* at Tulane	L	66	73
Jan. 30	* Houston	W	79	69
Feb. 2	* East Carolina	L	63	79
Feb. 6	* at UTEP	L	53	65
Feb. 9	* SMU	L	39	61
Feb. 13	* at Marshall	L	70	71
Feb. 16	* at UAB	L	57	80
Feb. 23	* Tulane	L	64	89

Feb. 27	* at SMU	L	55	67
Mar. 2	* UTEP	L	56	67
Mar. 6	* at Houston	L	62	84
Mar. 9	* Tulsa	L	71	77
Mar. 13	^ vs. Houston	L	67	72

\* Conference USA game  
 \$ DirecTV Classic (Anaheim, Calif.)  
 ^ Conference USA Tournament (Tulsa, Okla.)

## 2013-14

Coach: Ben Braun

7-23 (2-14 C-USA) • (5-9 H, 2-11 A, 0-3 N)

Date	Opponent	W/L	Rice	Opp.
Nov. 9	St. Thomas	W	69	60
Nov. 12	Southeastern Louisiana	L	62	63
Nov. 15	at Texas A&M	L	65	68
Nov. 20	at Texas A&M-Corpus Christi	W	63	61
Nov. 23	Princeton	L	56	70
Nov. 29	\$ vs. Rider	L <sup>ot</sup>	93	97
Nov. 30	\$ at Santa Clara	W	67	66
Dec. 4	at Houston Baptist	L	71	73
Dec. 7	South Alabama	W <sup>3ot</sup>	96	93
Dec. 19	Northwood	W	69	56
Dec. 21	^ vs. Houston	L	52	54
Dec. 30	at Texas	L	44	66
Jan. 4	Harvard	L	54	69
Jan. 9	* FIU	L	60	71
Jan. 11	* Florida Atlantic	L	68	73
Jan. 16	* at Southern Miss	L	62	84
Jan. 18	* at Tulane	L	41	58
Jan. 23	* Marshall	L	63	73
Jan. 25	* Charlotte	W	71	69
Jan. 30	* at UTSA	L	76	89
Feb. 1	* at UTEP	L	57	68
Feb. 6	* North Texas	W	75	70
Feb. 8	* Tulsa	L	56	66
Feb. 15	* at Louisiana Tech	L	46	85
Feb. 20	* at Old Dominion	L	51	55
Feb. 22	* at East Carolina	L	55	67
Feb. 27	* UAB	L	60	61
Mar. 1	* at Middle Tennessee	L	41	65
Mar. 6	* Louisiana Tech	L	48	70
Mar. 11	# vs. North Texas	L <sup>ot</sup>	62	63

\* Conference USA game  
 \$ Cable Car Classic (Santa Clara, Calif.)  
 ^ Dickies Shootout (Houston, Texas, Toyota Center)  
 # Conference USA Tournament (El Paso, Texas)

## 2014-15

Coach: Mike Rhoades

12-20 (8-10 C-USA) • (8-7 H, 3-10 A, 1-3 N)

Date	Opponent	W/L	Rice	Opp.
Nov. 14	at Oregon State	L	54	67
Nov. 19	Prairie View A&M	W	68	64
Nov. 22	William & Mary	L	65	69
Nov. 27	\$ vs. Mercer	L <sup>ot</sup>	71	77
Nov. 28	\$ vs. Washington State	L	74	76
Nov. 29	\$ at Alaska-Anchorage	L	54	65
Dec. 3	Houston Baptist	L	55	58
Dec. 6	St. Edward's	W	54	49
Dec. 18	St. Thomas	W	72	61
Dec. 22	at Lamar	L <sup>ot</sup>	72	79
Dec. 29	at #9 Texas	L	55	66
Jan. 2	* UTSA	W	67	52
Jan. 4	* UTEP	L	57	66
Jan. 10	* North Texas	L	63	66
Jan. 15	* at Old Dominion	L	53	63
Jan. 17	* at Charlotte	W <sup>ot</sup>	73	68
Jan. 22	* Southern Miss	W	58	56
Jan. 24	* Louisiana Tech	L	45	58
Jan. 28	at Houston	L	48	59
Jan. 31	* at North Texas	L	65	75
Feb. 5	* at Marshall	L	55	69
Feb. 7	* at Western Kentucky	W	72	68
Feb. 12	* Middle Tennessee	W <sup>2ot</sup>	71	68
Feb. 14	* UAB	W <sup>2ot</sup>	82	73
Feb. 19	* at FIU	L	56	60
Feb. 21	* at Florida Atlantic	W	76	69
Feb. 26	* Old Dominion	L	54	63
Feb. 28	* Charlotte	L	76	77
Mar. 5	* at UTSA	W	76	74
Mar. 7	* at UTEP	L	65	68
Mar. 11	^ vs. North Texas	W	82	54
Mar. 12	^ vs. Louisiana Tech	L	64	70

\* Conference USA game

\$ GCI Great Alaska Shootout (Anchorage, Ak.)  
 ^ Conference USA Tournament (Birmingham, Ala.)

## 2015-16

Coach: Mike Rhoades

12-20 (7-11 C-USA) • (9-8 H, 3-11 A, 0-1 N)

Date	Opponent	W/L	Rice	Opp.
Nov. 13	at #14 California	L	65	97
Nov. 16	\$ at San Francisco	L	54	80
Nov. 19	Oregon State	L	69	77
Nov. 22	^ Fresno State	L	65	82
Nov. 25	^ Lamar	W	92	84
Nov. 27	^ UC Riverside	W	87	81
Nov. 29	UT Arlington	L	74	92
Dec. 2	at Houston Baptist	L	73	77
Dec. 5	St. Edward's	W	93	72
Dec. 17	St. Thomas	W	67	54
Dec. 19	at New Mexico	W	90	89
Dec. 22	at South Alabama	L	67	74
Dec. 29	Incarnate Word	L	76	82
Jan. 1	* at UTEP	L	60	61
Jan. 3	* at UTSA	L	80	85
Jan. 9	* at North Texas	L	74	85
Jan. 14	* WKU	W	83	73
Jan. 16	* Marshall	L	90	94
Jan. 21	* at UAB	L	70	82
Jan. 23	* at Middle Tennessee	L	73	87
Jan. 30	* North Texas	W	95	87
Feb. 4	* Louisiana Tech	L	78	90
Feb. 6	* Southern Miss	W	72	65
Feb. 11	* at Charlotte	L	73	102
Feb. 13	* at Old Dominion	W	75	66
Feb. 18	* Florida Atlantic	W	90	85
Feb. 20	* FIU	W	86	70
Feb. 25	* at Southern Miss	W <sup>ot</sup>	76	74
Feb. 27	* at Louisiana Tech	L	69	88
Mar. 3	* Charlotte	L	75	88
Mar. 5	* Old Dominion	L	67	74
Mar. 9	# vs. Charlotte	L	69	79

\* Conference USA game  
 \$ Roundball Showcase (San Francisco, Calif.)  
 ^ Roundball Showcase (Houston, Texas)  
 # Conference USA Tournament (Birmingham, Ala.)

## 2016-17

Coach: Mike Rhoades

23-12 (11-7 C-USA) • (13-6 H, 9-5 A, 1-1 N)

CBI Quarterfinals

Date	Opponent	W/L	Rice	Opp.
Nov. 13	at James Madison	W	94	70
Nov. 16	Texas Southern	L	68	71
Nov. 19	at Nebraska-Omaha	W	100	87
Nov. 21	Montana State	W	83	78
Nov. 23	Delaware State	W	80	58
Nov. 26	at Incarnate Word	W	87	79
Nov. 30	Houston Baptist	W	90	77
Dec. 3	at Texas Tech	L	84	85
Dec. 10	Stephen F. Austin	W	70	63
Dec. 15	St. Edward's	W	93	64
Dec. 17	at Pittsburgh	L	73	83
Dec. 19	Northwestern State	W	100	93
Dec. 21	St. Thomas	W	83	63
Dec. 31	* at Old Dominion	L	56	62
Jan. 2	* at Charlotte	W	89	70
Jan. 5	* Middle Tennessee	L	77	80
Jan. 7	* UAB	L <sup>ot</sup>	81	88
Jan. 14	* North Texas	W	101	79
Jan. 19	* at Louisiana Tech	L	64	74
Jan. 21	* at Southern Miss	W	61	58
Jan. 26	* Old Dominion	L	72	80
Jan. 28	* Charlotte	W	84	67
Feb. 4	* at North Texas	W	95	80
Feb. 9	* at FIU	W	89	78
Feb. 11	* at Florida Atlantic	W <sup>ot</sup>	81	75
Feb. 16	* UTSA	W	80	68
Feb. 18	* UTEP	L	71	79
Feb. 23	* Southern Miss	W <sup>ot</sup>	72	71
Feb. 25	* Louisiana Tech	W	88	81
Mar. 2	* at Marshall	W	89	88
Mar. 4	* at WKU	L	72	79
Mar. 8	\$ vs. Southern Miss	W	86	75
Mar. 9	\$ vs. UTEP	L	76	86
Mar. 15	^ San Francisco	W	85	76
Mar. 20	^ Utah Valley	L	79	85

\* Conference USA game



# All-Time Results

§ Conference USA Tournament (Birmingham, Ala.)  
 ^ College Basketball Invitational (Houston, Texas)

## 2017-18

Coach: Scott Pera

7-24 (4-14 C-USA) • (5-10 H, 2-12 A, 0-2 N)

Date	Opponent	W/L	Rice	Opp.
Nov. 10	§ Eastern Kentucky	L	72	73
Nov. 14	§ Georgia State	L	54	75
Nov. 17	at Northwestern State	W	87	65
Nov. 20	^ vs. UNLV	L	68	95
Nov. 22	^ vs. Ole Miss	L	62	79
Nov. 25	St. Thomas	W	70	59
Nov. 29	at UT-Arlington	L	49	69
Dec. 2	UTRGV	L	67	69
Dec. 9	at Stephen F. Austin	L	62	81
Dec. 14	St. Edward's	W	91	86
Dec. 16	at #24 Texas Tech	L	53	73
Dec. 19	at New Mexico	L	69	78
Dec. 22	Texas State	L	66	74
Dec. 28	* at UTSA	L	66	79
Dec. 30	* at UTEP	L	62	80
Jan. 4	* Old Dominion	L <sup>OT</sup>	75	82
Jan. 6	* Charlotte	W	73	64
Jan. 13	* North Texas	L	78	85
Jan. 18	* at Southern Miss	L	75	86
Jan. 20	* at Louisiana Tech	L	54	69
Jan. 25	* FIU	W	73	64
Jan. 27	* Florida Atlantic	L	62	63
Feb. 3	* at North Texas	L	70	74
Feb. 8	* at Middle Tennessee	L	75	94
Feb. 10	* at UAB	L	56	61
Feb. 15	* Marshall	L	80	93
Feb. 17	* WKU	L	66	85
Feb. 22	* at Florida Atlantic	W <sup>OT</sup>	79	76
Feb. 24	* at FIU	L	64	67
Mar. 1	* UTEP	W	76	70
Mar. 3	* UTSA	L	60	79

\* Conference USA game  
 § MGM Grand Main Event (Houston, Texas)  
 ^ MGM Grand Main Event (Las Vegas, Nev.)

## 2018-19

Coach: Scott Pera

13-19 (8-10 C-USA) • (9-7 H, 4-11 A, 0-1 N)

Date	Opponent	W/L	Rice	Opp.
Nov. 6	Saint Leo	W	80	64
Nov. 9	at Penn	L	76	92
Nov. 12	§ Alabama A&M	W	73	59
Nov. 14	^ at Houston	L	68	79
Nov. 17	§ Northwestern State	W	102	74
Nov. 21	# at BYU	L	78	105
Nov. 25	at Wichita State	L	61	90
Nov. 28	at Texas State	L	60	74
Dec. 1	Lamar	L	68	75
Dec. 13	St. Edward's	W	78	73
Dec. 15	UC Santa Barbara	L <sup>OT</sup>	89	99
Dec. 18	at UTRGV	W	75	67
Dec. 21	Omaha	L	66	83
Dec. 29	* North Texas	L	87	103
Jan. 3	* Southern Miss	W	73	65
Jan. 5	* Louisiana Tech	W	78	66
Jan. 10	* at UTSA	L	79	95
Jan. 12	* at UTEP	L	64	65
Jan. 19	* at North Texas	L	75	76
Jan. 24	* Middle Tennessee	W	79	68
Jan. 26	* UAB	L	86	89
Jan. 31	* at Charlotte	W	65	61
Feb. 2	* at Old Dominion	L	76	80
Feb. 7	* WKU	L <sup>2OT</sup>	85	92
Feb. 9	* Marshall	W	74	69
Feb. 14	* at FIU	L	65	86
Feb. 16	* at Florida Atlantic	L	41	60
Feb. 23	* at UTEP	W <sup>2OT</sup>	85	81
Mar. 3	* Middle Tennessee	W	67	61
Mar. 6	* at Charlotte	W	79	70
Mar. 9	* Charlotte	L	70	78
Mar. 13	@ vs. Marshall	L	65	82

\* Conference USA game  
 § Men Against Breast Cancer Cougar Cup (Houston, Texas)  
 ^ Men Against Breast Cancer Cougar Cup (H&PE Arena)  
 # Men Against Breast Cancer Cougar Cup (Provo, Utah)  
 @ Conference USA Tournament (Frisco, Texas)

## 2019-20

Coach: Scott Pera

15-17 (7-11 C-USA) • (8-7 H, 5-8 A, 2-2 N)

Date	Opponent	W/L	Rice	Opp.
Nov. 5	at Arkansas	L	43	91
Nov. 9	Penn	W	80	61
Nov. 10	Wayland Baptist	W	65	40
Nov. 12	at Northwestern State	W	80	74
Nov. 16	at UC Santa Barbara	W	82	81
Nov. 19	Houston	L	89	97
Nov. 22	§ vs. Milwaukee	W	75	69
Nov. 23	§ vs. Liberty	L	59	71
Nov. 24	§ vs. East Carolina	W	77	69
Dec. 7	at Lamar	L	60	73
Dec. 14	Houston Baptist	W	96	84
Dec. 19	St. Thomas	W	103	70
Dec. 29	Sam Houston State	L	61	75
Jan. 2	* at Marshall	L	69	89
Jan. 4	* at WKU	L	61	68
Jan. 9	* Florida Atlantic	L	76	81
Jan. 11	* FIU	W	92	78
Jan. 16	* at Louisiana Tech	L	56	72
Jan. 18	* at Southern Miss	L	68	81
Jan. 20	* at North Texas	L	59	79
Jan. 23	* UTEP	L	64	72
Jan. 25	* UTSA	L	88	90
Feb. 1	* North Texas	W	84	75
Feb. 6	* at UAB	W	86	72
Feb. 8	* at Middle Tennessee	W	91	83
Feb. 13	* Old Dominion	L	70	73
Feb. 15	* Charlotte	W	70	54
Feb. 22	* at UTEP	L	62	68
Mar. 1	* Middle Tennessee	W	77	66
Mar. 4	* at Southern Miss	W	72	57
Mar. 7	* UTEP	L	72	77
Mar. 11	^ vs. FIU	L	76	85

\* Conference USA game  
 § Islands of the Bahamas Showcase (Nassau, Bahamas)  
 ^ Conference USA Tournament (Frisco, Texas)

## 2020-21

Coach: Scott Pera

15-13 (6-10 C-USA) • (9-3 H, 3-9 A, 3-1 N)

Date	Opponent	W/L	Rice	Opp.
Nov. 27	§ at Incarnate Word	W	68	53
Nov. 28	§ vs. Our Lady of the Lake	W	103	64
Dec. 3	LeTourneau	W	94	74
Dec. 5	at Houston Baptist	W	86	64
Dec. 13	New Mexico	L	61	72
Dec. 15	Houston Baptist	W	90	79
Dec. 19	at Sam Houston State	L	69	82
Dec. 21	New Orleans	W	73	62
Jan. 1	* UTSA	W	95	86
Jan. 2	* UTSA	W	84	69
Jan. 8	* at UTEP	L	89	101
Jan. 9	* at UTEP	W	71	68
Jan. 15	* Old Dominion	W	69	59
Jan. 16	* Old Dominion	L	58	61
Jan. 22	* at UAB	L	68	78
Jan. 23	* at UAB	L	74	86
Jan. 29	* North Texas	L	74	79
Jan. 31	* at North Texas	L	53	79
Feb. 5	* Southern Miss	W	88	62
Feb. 6	* Southern Miss	W	76	68
Feb. 12	* at WKU	L	71	77
Feb. 13	* at WKU	L	66	89
Feb. 26	* at Louisiana Tech	L	57	101
Feb. 27	* at Louisiana Tech	L	58	79
Mar. 5	Our Lady of the Lake	W	80	77
Mar. 9	^ vs. Southern Miss	W	61	52
Mar. 10	^ vs. Marshall	W	72	68
Mar. 11	^ vs. UAB	L	60	73

\* Conference USA game  
 § Thanksgiving Invitational (San Antonio, Texas)  
 ^ Air Force Reserve Conference USA Tournament (Frisco, Texas)

## 2021-22

Coach: Scott Pera

16-17 (7-11 C-USA) • (10-5 H, 4-8 A, 2-4 N)

Date	Opponent	W/L	Rice	Opp.
Nov. 9	Pepperdine	W	82	63
Nov. 12	at #15 Houston	L	46	79
Nov. 16	Southern	W	81	63
Nov. 19	at New Orleans	W	83	78

Nov. 22	§ vs. Evansville	W <sup>3OT</sup>	109	104
Nov. 23	§ vs. Oakland	L	73	76
Nov. 24	§ vs. Fordham	L	74	84
Nov. 30	Texas State	L	69	80
Dec. 4	Jarvis Christian	W	100	62
Dec. 11	at Houston Baptist	W	88	73
Dec. 16	Incarnate Word	W	85	55
Jan. 1	* at North Texas	L	43	75
Jan. 6	* Middle Tennessee	W	65	61
Jan. 8	* UAB	W	85	80
Jan. 13	* at WKU	L	66	80
Jan. 15	* at Marshall	W	87	77
Jan. 20	* Old Dominion	W	77	69
Jan. 22	* Charlotte	L	64	67
Jan. 27	* at Louisiana Tech	L	63	80
Jan. 29	* at Southern Miss	W	76	62
Feb. 3	* UTSA	W	91	78
Feb. 5	* UTEP	L	70	72
Feb. 8	Jarvis Christian	W	98	63
Feb. 12	* North Texas	L	44	67
Feb. 17	* at UAB	L	68	92
Feb. 19	* at FIU	L	78	80
Feb. 24	* Louisiana Tech	L	79	83
Feb. 26	* Southern Miss	W <sup>OT</sup>	77	72
Mar. 3	* at UTEP	L	67	70
Mar. 5	* at UTSA	L	71	82
Mar. 9	^ vs. Charlotte	W	73	61
Mar. 10	^ vs. North Texas	L	50	68
Mar. 19	# vs. Ohio	L	64	65

\* Conference USA game  
 § Gulf Coast Showcase (Estero, Fla.)  
 ^ Heritage Landscape Supply Group Conference USA Tournament (Frisco, Texas)  
 # Roman College Basketball Invitational (Daytona Beach, Fla.)

## 2022-23

Coach: Scott Pera

19-16 (8-12 C-USA) • (11-7 H, 6-7 A, 2-2 N)

Date	Opponent	W/L	Rice	Opp.
Nov. 7	at Pepperdine	L	67	106
Nov. 10	St. Thomas	W	85	48
Nov. 15	* at Middle Tennessee	L	46	81
Nov. 18	§ Georgia Southern	W	88	71
Nov. 19	§ Western Michigan	W	96	88
Nov. 21	§ Houston Christian	W	76	67
Nov. 30	Prairie View A&M	W	70	62
Dec. 4	at Texas State	W	83	71
Dec. 12	at #7 Texas	L <sup>OT</sup>	81	87
Dec. 15	North American	W	92	54
Dec. 17	Northwestern State	W	110	73
Dec. 19	Jarvis Christian	W	109	64
Dec. 29	* at WKU	W	81	78
Dec. 31	* at UTEP	W <sup>OT</sup>	72	67
Jan. 5	* Louisiana Tech	L <sup>OT</sup>	82	88
Jan. 11	* Middle Tennessee	L	68	71
Jan. 14	* UTEP	W	83	82
Jan. 16	* at UTSA	W <sup>OT</sup>	88	81
Jan. 19	* at North Texas	W	72	60
Jan. 26	* Charlotte	W	65	63
Jan. 28	* UAB	L	52	70
Feb. 2	* at Louisiana Tech	L	72	80
Feb. 4	* North Texas	L	64	74
Feb. 9	* at Florida Atlantic	L	81	90
Feb. 11	* at FIU	W	85	78
Feb. 16	* UTSA	L	79	84
Feb. 18	* WKU	W	83	77
Feb. 23	* at UAB	L	57	85
Feb. 25	* at Charlotte	L	54	70
Mar. 2	* Florida Atlantic	L	74	103
Mar. 4	* FIU	L	83	90
Mar. 8	^ vs. UTSA	W	72	71
Mar. 9	^ vs. UAB	L	60	87
Mar. 19	# vs. Duquesne	W	84	78
Mar. 20	# vs. Southern Utah	L	79	81

\* Conference USA game  
 § Owl Invitational (Houston, Texas)  
 ^ Conference USA Tournament (Frisco, Texas)  
 # Discount Tire College Basketball Invitational (Daytona Beach, Fla.)

# All-Time Series Records

Opponent	G	W	L	First	Last	Opponent	G	W	L	First	Last	Opponent	G	W	L	First	Last
Abilene Christian	2	2	0	1955	1970	Eastern Illinois	1	1	0	2007	2007	Midwestern State	1	0	1	1920	1920
Air Force	4	3	1	1970	1999	Eastern Kentucky	1	0	1	2017	2017	Milwaukee	2	1	1	2004	2019
Akron	1	0	1	1987	1987	Eastern New Mexico	1	1	0	1989	1989	Minnesota	2	1	1	1956	1993
Alabama	2	0	2	1947	1965	Evansville	2	2	0	1997	2022	Mississippi	4	2	2	1983	2017
<b>UAB</b>	<b>24</b>	<b>3</b>	<b>21</b>	<b>1980</b>	<b>2023</b>							Mississippi State	3	0	3	1960	1988
Alabama A&M	1	1	0	2018	2018	Fairfield	3	2	1	1980	1993	Missouri	7	0	7	1946	1975
Alabama State	1	0	1	1989	1989	Florida	3	1	2	1960	1962	UMKC	2	2	0	1987	1990
Alaska-Anchorage	1	0	1	2014	2014	Florida A&M	1	1	0	2011	2011	Missouri-Rolla	2	2	0	1997	1998
Albright	1	1	0	1940	1940	<b>Florida Atlantic</b>	<b>10</b>	<b>4</b>	<b>6</b>	<b>2014</b>	<b>2023</b>	Missouri State	1	0	1	2005	2005
Alcorn State	1	1	0	1988	1988	FIU	12	5	7	2014	2023	Mobile	1	1	0	2005	2005
American	1	0	1	1973	1973	Florida State	7	2	5	1961	1997	Monmouth	2	1	1	1991	1993
Angelo State	2	2	0	1979	1980	Fordham	4	2	2	1941	2022	Montana	4	1	3	1985	1995
Arizona	2	0	2	2009	2010	Fresno State	18	6	12	1997	2015	Montana State	1	1	0	2016	2016
Arizona State	2	1	1	1969	1991	Furman	2	1	1	1966	2009	Mount St. Mary's	1	0	1	1997	1997
Arkansas	145	41	104	1924	2019							Murray State	3	1	2	1992	2005
Arkansas-Monticello	1	1	0	1984	1984	George Washington	1	1	0	1972	1972						
Arkansas State	2	0	2	1965	1991	Georgetown	3	0	3	1987	1990	Navy	8	6	2	1996	2004
Army West Point	1	0	1	1967	1967	Georgia Southern	1	1	0	2023	2023	Nebraska-Omaha	2	1	1	2016	2018
Auburn	4	1	3	1955	1965	Georgia State	1	0	1	2017	2017	Nevada	16	6	10	1988	2005
Austin College	3	3	0	1985	1990	Georgia Tech	15	5	10	1947	2012	UNLV	4	1	3	1997	2017
Austin Peay	3	0	3	1985	1990	Gonzaga	1	0	1	2007	2007	New Hampshire	1	1	0	1989	1989
						Grambling State	4	4	0	1991	2010	<b>New Mexico</b>	<b>8</b>	<b>2</b>	<b>6</b>	<b>1958</b>	<b>2021</b>
Baylor	174	90	84	1915	2001							New Mexico Highlands	1	1	0	2005	2005
Belmont	1	0	1	2006	2006	Hartford	1	0	1	2012	2012	New Mexico State	3	1	2	1957	1970
Birmingham-Southern	1	1	0	2000	2000	<b>Harvard</b>	<b>4</b>	<b>1</b>	<b>3</b>	<b>2008</b>	<b>2014</b>	New Orleans	4	4	0	2011	2022
Boise State	10	6	4	1994	2005	Hawaii	20	6	14	1972	2005	Niagara	3	1	2	1949	1979
Boston College	1	0	1	1993	1993	Holy Cross	3	2	1	1984	1998	Nicholls State	1	0	1	1997	1997
Bradley	3	3	0	1930	1940	<b>Houston</b>	<b>83</b>	<b>18</b>	<b>65</b>	<b>1972</b>	<b>2022</b>	North American	1	1	0	2023	2023
BYU	8	2	6	1963	2018	<b>Houston Christian</b>	<b>16</b>	<b>13</b>	<b>3</b>	<b>1973</b>	<b>2023</b>	North Carolina	3	0	3	1969	1971
												UNC-Greensboro	1	1	0	1976	1976
California	3	1	2	1974	2015	Idaho State	2	2	1	1966	2004	North Carolina State	3	1	2	1968	1981
UCLA	2	0	2	1970	1976	Illinois	3	0	3	1954	1975	North Florida	1	1	0	2008	2008
UC Riverside	1	1	0	2015	2015	Illinois Wesleyan	1	1	0	1930	1930	<b>North Texas</b>	<b>32</b>	<b>9</b>	<b>23</b>	<b>1937</b>	<b>2023</b>
UC-Santa Barbara	4	1	3	1972	2019	<b>Incarnate Word</b>	<b>4</b>	<b>3</b>	<b>1</b>	<b>2015</b>	<b>2022</b>	Northeastern Oklahoma	1	1	0	1937	1937
Cal Poly	1	1	0	2008	2008	IUPUI	1	0	1	2005	2005	Northern Colorado	2	2	0	1969	1976
Cal State Fullerton	1	0	1	1976	1976	<b>Indiana State</b>	<b>2</b>	<b>1</b>	<b>1</b>	<b>1988</b>	<b>1989</b>	Northern Illinois	2	1	1	1988	1990
Central State	17	7	10	1926	2001	Iona	1	1	0	1967	1967	Northern Iowa	1	0	1	2011	2011
UCF	14	5	9	1977	2013	Iowa	1	0	1	1997	1997	Northwestern	4	1	3	1950	2000
Central Methodist	1	1	0	1935	1935	Iowa State	3	0	3	1985	2011	<b>Northwestern State</b>	<b>10</b>	<b>10</b>	<b>0</b>	<b>1969</b>	<b>2023</b>
Central Michigan	1	1	0	1995	1995							Northwood	1	1	0	2013	2013
Central Missouri State	1	0	1	1937	1937	Jackson State	1	1	0	1985	1985	Notre Dame	3	1	2	1978	1985
Chaminade	1	1	0	1991	1991	Jarvis Christian	3	3	0	2022	2023						
<b>Charlotte</b>	<b>17</b>	<b>10</b>	<b>7</b>	<b>2014</b>	<b>2023</b>	Johns Hopkins	1	1	0	1982	1982	Oakland	2	0	2	2012	2022
Chattanooga	1	0	1	1983	1983							Ohio	1	0	1	2022	2022
Chicago State	1	1	0	2012	2012	Kansas	12	2	10	1940	1997	Oklahoma	10	2	8	1935	2008
Cincinnati	2	1	1	1971	1973	Kent State	2	1	1	1994	1995	Oklahoma City	3	2	1	1957	1964
The Citadel	2	2	0	1971	1973							Oklahoma State	10	2	8	1923	1954
Clemson	1	1	0	1960	1960	Lamar	31	18	13	1954	2019	Old Dominion	14	3	11	1971	2022
Colorado	8	4	4	1940	2002	LaSalle	3	2	1	1940	1981	Oral Roberts	3	2	1	1994	2010
Colorado School of Mines	1	1	0	1996	1996	LeTourneau	1	1	0	2021	2021	Oregon	4	1	3	1956	2006
Colorado State	8	3	5	1952	2006	Liberty	1	0	1	2019	2019	Oregon State	4	1	3	1956	2015
Columbia	1	0	1	1950	1950	Little Rock	3	2	1	2007	2010	Our Lady of the Lake	2	2	0	2021	2021
Concordia Lutheran	1	1	0	1983	1983	LIU-Brooklyn	4	0	4	1936	2012						
Connecticut	2	0	2	2004	2005	Louisiana College	4	4	0	1986	2011	Pacific	4	2	2	1977	1991
Cornell	1	1	0	1980	1980	<b>Louisiana-Lafayette</b>	<b>11</b>	<b>7</b>	<b>4</b>	<b>1945</b>	<b>2012</b>	Palm Beach Atlantic	1	1	0	2005	2005
Creighton	2	0	2	1947	1961	Louisiana-Monroe	2	0	2	1974	2007	Paul Quinn College	1	1	0	2007	2007
						LSU	42	25	17	1916	2010	Pennsylvania	4	2	2	1997	2019
Dallas	1	1	0	2004	2004	Louisiana Tech	29	7	22	1974	2023	Pepperdine	5	2	3	1945	2023
Daniel Baker	2	2	0	1917	1917	Loyola (Ill.)	1	1	0	1939	1939	Pittsburg State	1	0	1	1942	1942
Dartmouth	2	2	0	1982	1995	Loyola (La.)	3	3	0	1946	1999	Pittsburgh	1	0	1	2016	2016
Davidson	2	0	2	1967	1985							Portland	2	1	1	1999	1999
Dayton	4	1	3	1967	1994	Maine	1	1	0	1988	1988	Portland State	2	1	1	2000	2008
Delaware	1	0	1	1992	1992	Marquette	4	1	3	1946	2005	<b>Prairie View A&amp;M</b>	<b>8</b>	<b>8</b>	<b>0</b>	<b>1984</b>	<b>2023</b>
Delaware State	1	1	0	2016	2016	Marshall	19	6	13	2006	2022	Princeton	4	1	3	1996	2013
DePaul	2	0	2	1931	1946	Mary Hardin-Baylor	1	1	0	1985	1985	Purdue	1	0	1	1939	1939
Detroit	2	0	2	1988	1990	Maryland-Eastern Shore	1	1	0	2011	2011						
Doane	1	1	0	1978	1978	McNeese State	2	1	1	1975	2009	Richmond	3	0	3	1986	2009
Drake	6	2	4	1936	2012	<b>Memphis</b>	<b>10</b>	<b>1</b>	<b>9</b>	<b>1966</b>	<b>2013</b>	Rider	1	0	1	2013	2013
Drexel	1	0	1	2012	2012	Mercer	1	0	1	2014	2014	Rochester	1	0	1	1968	1968
Duke	1	0	1	1976	1976	Miami (Fla.)	1	0	1	2010	2010	Rockhurst	2	2	0	1999	2005
Duquesne	8	3	5	1936	2023	Miami (Ohio)	1	0	1	1967	1967	Rutgers	1	0	1	1965	1965
						Michigan	2	0	2	1991	1992						
<b>East Carolina</b>	<b>15</b>	<b>6</b>	<b>9</b>	<b>2006</b>	<b>2019</b>	Michigan State	1	0	1	1991	1991	Sacramento State	1	1	0	2009	2009
East Central	1	1	0	1942	1942	Middle Tennessee	15	7	8	2000	2023	Saint Leo	1	1	0	2018	2018

# All-Time Series Records

Opponent	G	W	L	First	Last	Opponent	G	W	L	First	Last
Saint Louis	2	0	2	1947	1948	Weber State	1	0	1	1998	1998
Saint Mary's (Calif.)	2	2	0	1998	2004	West Texas A&M	1	1	0	1944	1944
St. Bonaventure	3	2	1	1993	1996	West Virginia	1	0	1	1997	1997
St. Edward's	7	7	0	2002	2018	Western Carolina	1	1	0	2006	2006
St. Francis (Pa.)	1	1	0	1969	1969	WKU	12	4	8	1981	2023
St. Gregory's	1	1	0	2010	2010	Western Michigan	1	1	0	2023	2023
St. John's (N.Y.)	3	1	2	1943	1957	<b>Wichita State</b>	<b>1</b>	<b>1</b>	<b>0</b>	<b>1949</b>	<b>1949</b>
St. Mary's (Texas)	7	7	0	1940	1983	William & Mary	2	2	0	1971	1971
<b>St. Thomas</b>	<b>10</b>	<b>9</b>	<b>1</b>	<b>2010</b>	<b>2023</b>	Wisconsin	3	2	1	1957	1993
Sam Houston State	47	35	12	1922	2021	Wisconsin-Oshkosh	1	1	0	1988	1988
Samford	2	2	0	1990	1992	Wisconsin-Platteville	1	1	0	1989	1989
San Diego	2	1	1	1986	1987	Wright State	2	2	0	1975	1980
San Diego State	4	1	3	1973	1998	Wyoming	4	1	3	1947	1999
San Francisco	4	2	2	1981	2017	Xavier (Ohio)	2	0	2	1977	1992
San Jose State	16	10	6	1998	2005	Yale	4	4	0	1970	2006
Santa Clara	4	3	1	1981	2013						
Santa Fe	1	1	0	1931	1931						
Seton Hall	2	1	1	1968	1984						
Siena	2	1	1	2001	2001						
South Alabama	4	2	2	1975	2015						
<b>USF</b>	<b>1</b>	<b>0</b>	<b>1</b>	<b>1997</b>	<b>1997</b>						
Southeastern Louisiana	4	2	2	1984	2013						
Southern	9	8	1	1987	2022						
USC	7	2	5	1936	1979						
<b>SMU</b>	<b>197</b>	<b>77</b>	<b>120</b>	<b>1918</b>	<b>2013</b>						
Southern Miss	27	17	10	1975	2022						
Southern Utah	1	0	1	2023	2023						
Southwestern (Kan.)	3	3	0	1942	1986						
Southwestern (Texas)	12	12	0	1915	1982						
Southwestern Oklahoma	1	0	1	1943	1943						
Stanford	8	0	8	1942	2004						
Stephen F.Austin	19	9	10	1933	2017						
Stetson	2	2	0	1997	2010						
Sul Ross State	1	1	0	1986	1986						
Syracuse	1	0	1	2005	2005						
Tarleton State	3	3	0	1973	1985						
<b>Temple</b>	<b>3</b>	<b>0</b>	<b>3</b>	<b>1948</b>	<b>2012</b>						
Tennessee	4	3	1	1951	1963						
<b>Texas</b>	<b>198</b>	<b>59</b>	<b>139</b>	<b>1915</b>	<b>2023</b>						
UT-Arlington	6	2	4	1971	2017						
UTEP	46	16	30	1997	2023						
UT-Permain Basin	1	1	0	2007	2007						
UTRGV	13	6	7	1973	2018						
<b>UTSA</b>	<b>22</b>	<b>10</b>	<b>12</b>	<b>1982</b>	<b>2023</b>						
Texas A&M	189	82	107	1915	2013						
Texas A&M-Commerce	7	5	2	1916	1968						
Texas A&M-Corpus Christi	4	4	0	1971	2013						
Texas A&M-International	1	1	0	2010	2010						
Texas A&M-Kingsville	4	4	0	1968	1992						
TCU	177	90	87	1917	2012						
Texas Lutheran	3	3	0	1975	1981						
Texas Southern	4	3	1	1982	2016						
Texas State	16	10	6	1920	2023						
Texas Tech	93	28	65	1941	2017						
Texas Wesleyan	4	3	1	1981	1991						
Trinity (Texas)	12	9	3	1956	1987						
<b>Tulane</b>	<b>53</b>	<b>26</b>	<b>27</b>	<b>1916</b>	<b>2014</b>						
<b>Tulsa</b>	<b>34</b>	<b>6</b>	<b>28</b>	<b>1997</b>	<b>2014</b>						
U.S. International	1	0	1	1987	1987						
Utah	7	1	6	1963	2006						
Utah Valley	1	0	1	2017	2017						
Vanderbilt	18	3	15	1951	2008						
Virginia	2	0	2	1993	1994						
Virginia Military	1	1	0	1972	1972						
Virginia Tech	1	1	0	1962	1962						
Wagner (N.Y.)	1	1	0	1980	1980						
Wake Forest	2	0	2	1971	1973						
Washington	2	1	1	1977	1992						
Washington State	1	1	0	2004	2004						
Wayland Baptist	3	3	0	1974	1978						

# Game-By-Game Series

## Abilene Christian (2-0)

D3, 1955	W	82-43	Houston
D1, 1970	W	99-81	Houston

## Air Force (3-1)

D12, 1970	W	74-67	Colorado Springs
D7, 1974	L	42-58	Houston
J16, 1999	W	71-69	Colorado Springs
F11, 1999	W	88-64	Houston

## Akron (0-1)

D4, 1987	L	67-72	<sup>1</sup> Akron
----------	---	-------	--------------------

### 1 McDonald's-Zips Classic

## Alabama (0-2)

D29, 1947	L	42-45	<sup>1</sup> Oklahoma City
D4, 1965	L	80-84	Tuscaloosa

### 1 All-College Tournament

## UAB (3-21)

D29, 1980	L	60-78	<sup>1</sup> Birmingham
J18, 2006	L	68-75	Houston
F14, 2007	L	73-84	Birmingham
F13, 2008	L	60-69	<sup>2</sup> Houston
J24, 2009	L	40-78	Birmingham
F6, 2010	L	65-76	Houston
F12, 2011	L	68-74	Birmingham
J18, 2012	L	60-61 <sup>ot</sup>	Houston
F16, 2013	L	75-80	Birmingham
F27, 2014	L	60-61	Houston
F14, 2015	W	82-73 <sup>2ot</sup>	Houston
J21, 2016	L	70-82	Birmingham
J7, 2017	L	81-88 <sup>ot</sup>	Houston
F10, 2018	L	56-61	Birmingham
J26, 2019	L	86-89	Houston
F6, 2020	W	86-72	Birmingham
J22, 2021	L	68-78	Birmingham
J23, 2021	L	74-86	Birmingham
M22, 2021	L	60-73	<sup>3</sup> Frisco, Texas
J8, 2022	W	85-80	Houston
F17, 2022	L	68-92	Birmingham
J28, 2023	L	52-70	Houston
F23, 2023	L	57-85	Birmingham
M9, 2023	L	60-87	<sup>3</sup> Frisco

### 1 UAB Classic

### 2 Reliant Arena, Houston

### 3 Conference USA Tournament

## Alabama A&M (1-0)

N12, 2018	W	73-59	<sup>1</sup> Houston
-----------	---	-------	----------------------

### 1 Men Against Breast Cancer Cougar Cup

## Alabama State (0-1)

D28, 1989	L	78-81	<sup>1</sup> Birmingham
-----------	---	-------	-------------------------

### 1 UAB Classic

## Alaska-Anchorage (0-1)

N29, 2014	L	54-65	<sup>1</sup> Anchorage, Ak.
-----------	---	-------	-----------------------------

### 1 CGI Great Alaska Shootout

## Albright (1-0)

D27, 1940	W	73-65	Reading
-----------	---	-------	---------

## Alcorn State (1-0)

N30, 1988	W	107-74	Houston
-----------	---	--------	---------

## American (0-1)

J5, 1973	L	61-80	<sup>1</sup> Washington, D.C.
----------	---	-------	-------------------------------

### 1 Presidential Classic, Washington, D.C.

## Angelo State (2-0)

D1, 1979	W	84-60	Houston
D8, 1980	W	77-56	Houston

## Arizona (0-2)

N19, 2009	L	49-66	Tucson
D1, 2010	L	57-84	Houston

## Arizona State (1-1)

D29, 1969	L	70-77	<sup>1</sup> Oklahoma City
N25, 1991	W	77-71	<sup>2</sup> Lahaina, Hawaii

### 1 All-College Tournament

### 2 Maui Invitational

## Arkansas (41-104)

F22, 1924	L	22-29	Houston
F23, 1924	W	30-19	Houston
F1, 1925	L	19-37	Fayetteville
F2, 1925	L	9-29	Fayetteville
F12, 1926	L	15-54	Houston
F13, 1926	L	17-25	Houston
J7, 1927	L	18-36	Fayetteville
J8, 1927	L	18-33	Fayetteville
F17, 1928	L	11-21	Houston
F18, 1928	L	23-27	Houston
F15, 1929	L	18-51	Fayetteville
F16, 1929	L	13-44	Fayetteville
F24, 1930	L	26-30	Houston
F25, 1930	W	37-16	Houston
J12, 1931	L	32-36	Fayetteville
J13, 1931	L	25-31	Fayetteville
F26, 1932	L	23-25	Houston
F27, 1932	L	19-34	Houston
J20, 1933	L	32-36	Fayetteville
J21, 1933	L	23-33	Fayetteville
F16, 1934	L	20-32	Houston
F17, 1934	W	25-22	Houston
J10, 1935	L	30-31	Fayetteville
J11, 1935	L	19-37	Fayetteville
J14, 1936	L	26-33	Houston
J15, 1936	W	35-29	Houston
F19, 1937	L	29-52	Fayetteville
F20, 1937	L	34-52	Fayetteville
J11, 1938	L	31-38	Houston
J12, 1938	L	37-59	Houston
M1, 1939	L	45-50	Houston
M2, 1939	L	35-40	Houston
F19, 1940	W	60-43	Houston
F20, 1940	W	42-28	Houston
F12, 1941	L	41-66	Fayetteville
F13, 1941	L	43-48	Fayetteville
J16, 1942	W	51-38	Houston
J17, 1942	L	47-55	Houston
J15, 1943	L	35-52	Fayetteville
J16, 1943	W	41-37	Fayetteville
J14, 1944	L	41-42	Houston
J15, 1944	W	67-41	Houston
J26, 1945	W	57-46	Houston
J27, 1945	W	69-56	Houston
F22, 1946	L	45-62	Fayetteville
F23, 1946	L	25-68	Fayetteville
J10, 1947	L	51-52	Fayetteville
J11, 1947	L	53-65	Fayetteville
F27, 1948	W	61-49	Houston
F28, 1948	L	63-66 <sup>ot</sup>	Houston
J21, 1949	W	49-48	Fayetteville
F26, 1949	W	54-48	Houston
1949	L	34-50	<sup>1</sup> Dallas
1950	L	56-60	Houston
F21, 1950	L	38-61	Fayetteville
F1, 1951	L	42-50	Houston
F27, 1951	L	43-57	Little Rock
J19, 1952	W	48-46	Fayetteville
F9, 1952	W	59-55	Houston
J17, 1953	L	68-87	Fayetteville
F9, 1953	W	70-45	Houston
J18, 1954	W	80-55	Fayetteville
F20, 1954	W	76-62	Houston
D27, 1954	L	66-73	<sup>2</sup> Houston

J10, 1955	L	61-83	Houston	
F12, 1955	L	75-86	Fayetteville	
J13, 1956	L	70-84	Fayetteville	
F11, 1956	W	86-65	Houston	
D28, 1956	L	70-81	<sup>2</sup> Houston	
J7, 1957	W	78-68	Houston	
F19, 1957	W	82-69	Fayetteville	
D27, 1957	W	50-49	<sup>2</sup> Houston	
F8, 1958	W	63-49	Fayetteville	
F24, 1958	W	61-59	Houston	
J10, 1959	L	61-72	Fayetteville	
F9, 1959	W	68-62	Houston	18
J16, 1960	L	63-74	Fayetteville	
F22, 1960	L	74-94	Houston	
J14, 1961	L	55-80	Fayetteville	
F11, 1961	L	72-84	Houston	
J30, 1962	L	84-104	Fayetteville	
F13, 1962	W	63-55	Houston	
J12, 1963	W	85-70	Houston	
F12, 1963	W	69-65	Fayetteville	
F4, 1964	W	76-63	Fayetteville	
F18, 1964	W	77-69	Houston	
J12, 1965	L	62-79	Fayetteville	
F27, 1965	L	64-77	Houston	
F8, 1966	L	71-76	Houston	
F15, 1966	L	67-73	Fayetteville	
J31, 1967	W	60-56	Houston	
F18, 1967	L	63-66	Fayetteville	
J6, 1968	W	73-61	Houston	
F24, 1968	L	65-78	Fayetteville	
J7, 1969	L	62-67	Houston	
F22, 1969	W	74-67	Fayetteville	
F3, 1970	W	76-69	Fayetteville	
F17, 1970	W	85-78	Houston	
J16, 1971	W	85-82	Fayetteville	
F27, 1971	W	97-93	Houston	
F5, 1972	L	95-103	Fayetteville	
M4, 1972	L	103-113	Houston	
F3, 1973	L	69-90	Fayetteville	
M3, 1973	L	79-105	Houston	
J19, 1974	L	77-79	Houston	
F9, 1974	L	1-106	Fayetteville	
J28, 1975	L	67-74	Houston	
F25, 1975	L	51-86	Fayetteville	
J14, 1976	L	62-80	Houston	
F11, 1976	L	68-111	Fayetteville	
J15, 1977	L	45-72	Houston	16
F12, 1977	L	51-78	Little Rock	13
J12, 1978	L	60-69	Houston	6
F4, 1978	L	48-69	Fayetteville	2
J10, 1979	L	66-79	Fayetteville	
F3, 1979	L	50-68	Houston	
J26, 1980	L	64-73	Fayetteville	
F16, 1980	L	73-77	Houston	
J26, 1981	L	52-57	Houston	
F21, 1981	L	59-75	Fayetteville	
J29, 1982	L	54-60	Fayetteville	12
F20, 1982	L	65-72	Houston	17
F2, 1983	L	43-70	Fayetteville	9
M5, 1983	L	55-82	Houston	5
J27, 1984	W	65-62	Houston	16
F29, 1984	L	54-79	Fayetteville	12
J23, 1985	L	56-67	Fayetteville	
F24, 1985	W	71-68	Houston	
J18, 1986	L	50-58	Houston	
F19, 1986	L	59-60	Fayetteville	
J14, 1987	L	54-62	Fayetteville	
F14, 1987	L	68-88	Houston	
J27, 1988	L	61-80	Houston	
F27, 1988	L	87-112	Fayetteville	
J28, 1989	L	77-81	Fayetteville	
M1, 1989	L	73-83	Houston	
M10, 1989	L	72-108	<sup>3</sup> Dallas	
J31, 1990	L	66-70	Houston	3
M3, 1990	L	80-104	Fayetteville	12

# Game-By-Game Series

J2, 1991	L	62-86	Houston	2
F2, 1991	L	87-100	Fayetteville	2
M9, 1991	L	80-109	<sup>3</sup> Dallas	5
D17, 2005	L	61-80	Little Rock	
N5, 2019	L	41-93	Fayetteville	

## 1 NCAA District Six Playoffs, Dallas

## 2 SWC Preseason Tournament, Autry Court

## 3 SWC Post-Season Classic, Reunion Arena, Dallas

### Arkansas-Monticello (1-0)

D19, 1984	W	63-39	Houston	
-----------	---	-------	---------	--

### Arkansas State (0-2)

D29, 1965	L	75-92	<sup>1</sup> Jonesboro	
-----------	---	-------	------------------------	--

M14, 1991	L	71-78	<sup>2</sup> Jonesboro	
-----------	---	-------	------------------------	--

## 1 Arkansas State Tournament

## 2 54<sup>th</sup> National Invitation Tournament

### Army (0-1)

D21, 1967	L	58-64	Houston	
-----------	---	-------	---------	--

### Auburn (1-3)

D21, 1955	W	82-80 <sup>2ot</sup>	Houston	
-----------	---	----------------------	---------	--

D8, 1956	L	68-88	Auburn	
----------	---	-------	--------	--

D17, 1964	L	71-94	<sup>1</sup> Houston	
-----------	---	-------	----------------------	--

D2, 1965	L	74-91	Auburn	
----------	---	-------	--------	--

## 1 Bluebonnet Classic

### Austin College (3-0)

D11, 1976	W	86-66	Houston	
-----------	---	-------	---------	--

D12, 1983	W	86-46	Houston	
-----------	---	-------	---------	--

N24, 1984	W	93-56	Houston	
-----------	---	-------	---------	--

### Austin Peay (0-3)

D2, 1985	L	77-84	Clarksville	
----------	---	-------	-------------	--

D9, 1986	L	70-73	Houston	
----------	---	-------	---------	--

D28, 1990	L	67-87	<sup>1</sup> Nashville	
-----------	---	-------	------------------------	--

## 1 Music City Invitational

### Baylor (90-84)

J29, 1915	W	45-10	Houston	
-----------	---	-------	---------	--

F4, 1915	W	40-20	Houston	
----------	---	-------	---------	--

J31, 1916	W	35-19	Houston	
-----------	---	-------	---------	--

F1, 1916	W	34-15	Houston	
----------	---	-------	---------	--

F13, 1918	W	53-20	Houston	
-----------	---	-------	---------	--

F14, 1918	W	52-21	Houston	
-----------	---	-------	---------	--

F5, 1919	W	37-25	Houston	
----------	---	-------	---------	--

F6, 1919	W	34-22	Houston	
----------	---	-------	---------	--

J14, 1921	W	29-21	Houston	
-----------	---	-------	---------	--

J15, 1921	W	28-17	Houston	
-----------	---	-------	---------	--

J31, 1921	L	19-25	Waco	
-----------	---	-------	------	--

F1, 1921	L	24-35	Waco	
----------	---	-------	------	--

F3, 1922	W	25-22	Waco	
----------	---	-------	------	--

M3, 1922	L	11-26	Houston	
----------	---	-------	---------	--

F2, 1923	W	22-20	Houston	
----------	---	-------	---------	--

F3, 1923	L	8-11	Houston	
----------	---	------	---------	--

M2, 1923	L	25-26	Waco	
----------	---	-------	------	--

M3, 1923	W	32-18	Waco	
----------	---	-------	------	--

J14, 1924	L	14-17	Waco	
-----------	---	-------	------	--

J15, 1924	L	8-12	Waco	
-----------	---	------	------	--

F1, 1924	W	33-17	Houston	
----------	---	-------	---------	--

F2, 1924	L	22-26	Houston	
----------	---	-------	---------	--

J19, 1925	L	7-14	Waco	
-----------	---	------	------	--

F21, 1925	W	24-16	Houston	
-----------	---	-------	---------	--

J18, 1926	L	21-23	Houston	
-----------	---	-------	---------	--

F19, 1926	L	26-31	Waco	
-----------	---	-------	------	--

J23, 1928	L	31-35	Waco	
-----------	---	-------	------	--

J28, 1928	W	37-27	Houston	
-----------	---	-------	---------	--

J26, 1929	L	38-41	Waco	
-----------	---	-------	------	--

M2, 1929	W	43-28	Houston	
----------	---	-------	---------	--

F15, 1930	L	27-35	Waco	
-----------	---	-------	------	--

M1, 1930	L	37-41	Houston	
----------	---	-------	---------	--

J17, 1931	W	37-34 <sup>ot</sup>	Houston	
-----------	---	---------------------	---------	--

J27, 1931	L	40-53	Waco	
-----------	---	-------	------	--

J25, 1932	L	21-41	Houston	
-----------	---	-------	---------	--

F23, 1932	L	21-36	Waco	
J14, 1933	W	45-28	Houston	
F21, 1933	W	39-35	Waco	
J22, 1934	W	45-30	Waco	
M3, 1934	W	39-32	Houston	

J26, 1935	W	43-31	Houston	
-----------	---	-------	---------	--

M4, 1935	L	6-24	Waco	
----------	---	------	------	--

J7, 1936	W	35-33	Waco	
----------	---	-------	------	--

F6, 1936	W	32-23	Houston	
----------	---	-------	---------	--

J22, 1937	L	19-27	Waco	
-----------	---	-------	------	--

M6, 1937	W	40-36	Houston	
----------	---	-------	---------	--

D29, 1937	W	44-30	<sup>1</sup> Oklahoma City	
-----------	---	-------	----------------------------	--

J22, 1938	L	44-54	Houston	
-----------	---	-------	---------	--

F26, 1938	L	45-47	Waco	
-----------	---	-------	------	--

J28, 1939	L	42-44	Houston	
-----------	---	-------	---------	--

F24, 1939	L	40-63	Waco	
-----------	---	-------	------	--

J26, 1940	L	43-45	Houston	
-----------	---	-------	---------	--

J27, 1940	W	52-44	Houston	
-----------	---	-------	---------	--

J17, 1941	W	52-32	Houston	
-----------	---	-------	---------	--

F24, 1941	W	62-60	Waco	
-----------	---	-------	------	--

J24, 1942	W	73-36	Waco	
-----------	---	-------	------	--

F24, 1942	W	63-38	Houston	
-----------	---	-------	---------	--

D30, 1942	W	42-26	<sup>1</sup> Oklahoma City	
-----------	---	-------	----------------------------	--

J23, 1943	W	36-34	Houston	
-----------	---	-------	---------	--

F18, 1943	W	53-36	Houston	
-----------	---	-------	---------	--

J5, 1944	W	45-27	Waco	
----------	---	-------	------	--

F19, 1944	W	65-38	Houston	
-----------	---	-------	---------	--

F3, 1945	W	95-22	Houston	
----------	---	-------	---------	--

F17, 1945	W	68-26	Waco	
-----------	---	-------	------	--

J19, 1946	L	36-43	Houston	
-----------	---	-------	---------	--

J26, 1946	L	32-41	Waco	
-----------	---	-------	------	--

J22, 1947	W	55-49	Houston	
-----------	---	-------	---------	--

F15, 1947	L	55-67	Waco	
-----------	---	-------	------	--

J16, 1948	L	29-38	Waco	
-----------	---	-------	------	--

J24, 1948	L	41-61	Houston	
-----------	---	-------	---------	--

J8, 1949	L	47-63	Waco	
----------	---	-------	------	--

F15, 1949	L	54-55	Houston	
-----------	---	-------	---------	--

J21, 1950	L	43-52	Waco	
-----------	---	-------	------	--

F15, 1950	L	59-60	Houston	
-----------	---	-------	---------	--

J13, 1951	L	55-69	Houston	
-----------	---	-------	---------	--

F9, 1951	L	58-61	Waco	
----------	---	-------	------	--

D27, 1951	W	76-64	<sup>2</sup> Houston	
-----------	---	-------	----------------------	--

J25, 1952	L	54-66	Waco	
-----------	---	-------	------	--

F15, 1952	W	62-44	Houston	
-----------	---	-------	---------	--

D29, 1952	W	65-56	<sup>2</sup> Houston	
-----------	---	-------	----------------------	--

J13, 1953	W	75-63	Waco	
-----------	---	-------	------	--

F17, 1953	W	65-54	Houston	
-----------	---	-------	---------	--

J23, 1954	W	72-60	Houston	
-----------	---	-------	---------	--

F23, 1954	L	73-76	Waco	
-----------	---	-------	------	--

D28, 1954	W	67-64	<sup>2</sup> Houston	
-----------	---	-------	----------------------	--

J21, 1955	L	75-87	Waco	
-----------	---	-------	------	--

F15, 1955	W	80-68	Houston	
-----------	---	-------	---------	--

J21, 1956	W	66-62	Waco	
-----------	---	-------	------	--

F14, 1956	W	68-58	Houston	
-----------	---	-------	---------	--

D27, 1956	W	71-55	<sup>2</sup> Houston	
-----------	---	-------	----------------------	--

J19, 1957	W	75-62	Houston	
-----------	---	-------	---------	--

F12, 1957	L	70-95	Waco	
-----------	---	-------	------	--

D26, 1957	W	62-52	<sup>2</sup> Houston	
-----------	---	-------	----------------------	--

J18, 1958	W	79-60	Houston	
-----------	---	-------	---------	--

F15, 1958	L	62-63	Waco	
-----------	---	-------	------	--

J16, 1959	L	45-46	Houston	
-----------	---	-------	---------	--

F21, 1959	W	54-48	Waco	
-----------	---	-------	------	--

F6, 1960	W	52-51	Houston	
----------	---	-------	---------	--

F20, 1960	L	51-79	Waco	
-----------	---	-------	------	--

J3, 1961	W	70-59	Houston	
----------	---	-------	---------	--

F14, 1961	W	61-58	Waco	
-----------	---	-------	------	--

J4, 1962	W	79-56	Waco	
----------	---	-------	------	--

F24, 1962	W	77-69 <sup>ot</sup>	Houston	
-----------	---	---------------------	---------	--

F5, 1963	W	62-54	Waco	
----------	---	-------	------	--

F19, 1963	W	74-70	Houston	
-----------	---	-------	---------	--

F8, 1964	W	82-65	Waco	
----------	---	-------	------	--

F22, 1964	W	76-67	Houston	
-----------	---	-------	---------	--

J9, 1965	W	59-56	Waco	
----------	---	-------	------	--

M2, 1965	L	72-79	Houston	
----------	---	-------	---------	--

F1, 1966	L	79-88	Waco	
----------	---	-------	------	--

F18, 1966	W	82-70	Houston	
J7, 1967	W	65-56	Houston	
F28, 1967	L	68-73	Waco	
J30, 1968	L	52-70	Waco	
F10, 1968	L	58-59	Houston	

F1, 1969	L	68-71	Houston	
----------	---	-------	---------	--

F11, 1969	W	75-73	Waco	
-----------	---	-------	------	--

F7, 1970	W	72-71	Houston	
----------	---	-------	---------	--

F14, 1970	W	61-60	Waco	
-----------	---	-------	------	--

J30, 1971	L	96-119	Waco	
-----------	---	--------	------	--

F16, 1971	L	71-73	Houston	
-----------	---	-------	---------	--

J25, 1972	L	70-88	Houston	
-----------	---	-------	---------	--

F19, 1972	L	72-79	Waco	
-----------	---	-------	------	--

F6, 1973	L	70-75	Houston	
----------	---	-------	---------	--

F27, 1973	L	71-72	Waco	
-----------	---	-------	------	--

J15, 1974	L	91-93	Waco	
-----------	---	-------	------	--

F12, 1974	W	83-76	Houston	
-----------	---	-------	---------	--

J18, 1975	L	73-74	Waco	
-----------	---	-------	------	--

M1, 1975	L	67-85	Houston	
----------	---	-------	---------	--

# Game-By-Game Series

## Boise State (6-4)

J3, 1994	W	79-56	Houston
J7, 1995	L	74-87	Boise
J10, 2002	L	59-62	Houston
F9, 2002	L	62-78	Boise
J16, 2003	W	74-65	Boise
F15, 2003	W	72-62	Houston
J8, 2004	W	81-61	Houston
F7, 2004	L	69-80	Boise
J8, 2005	W	87-75	Boise
F3, 2005	W	68-52	Houston

## Boston College (0-1)

M22, 1993	L	68-101	<sup>1</sup> Boston
-----------	---	--------	---------------------

### 1 56<sup>th</sup> National Invitation Tournament

## Bradley (3-0)

D29, 1930	W	47-34	Peoria
D30, 1930	W	41-40	Peoria
J1, 1940	W	65-58	Peoria

## BYU (2-6)

D20, 1963	L	78-89	Provo	
D29, 1971	L	73-96	<sup>1</sup> Norfolk	8
J23, 1997	W	62-59	Provo	
F22, 1997	W	68-44	Houston	
D9, 2000	L	49-59	<sup>2</sup> Houston	
N30, 2003	L	56-95	Provo	
N21, 2008	L	52-83	<sup>3</sup> Provo	
N21, 2018	L	78-105	<sup>4</sup> Provo	

### 1 Old Dominion Classic

### 2 Compaq Center

### 3 Basketball Travelers Invitational

### 4 Men Against Breast Cancer Cougar Cup

## California (1-2)

J7, 1974	W	76-75 <sup>ot</sup>	Berkeley	
D18, 1974	L	54-64	Houston	
N13, 2015	L	65-97	Berkeley	14

## UCLA (0-2)

D5, 1970	L	78-124	Los Angeles	1
D17, 1976	L	60-107	Los Angeles	9

## UC Riverside (1-0)

N27, 2015	W	87-81	<sup>1</sup> Houston
-----------	---	-------	----------------------

### 1 Roundball Showcase

## UC Santa Barbara (1-3)

D23, 1972	L	71-74	Houston
D29, 1973	L	80-83	Santa Barbara
D15, 2018	L	89-99 <sup>ot</sup>	Houston
N16, 2019	W	82-81	Santa Barbara

## Cal Poly (1-0)

N20, 2008	W	81-76	<sup>1</sup> Provo
-----------	---	-------	--------------------

### 1 Basketball Travelers Invitational

## Cal State-Fullerton (0-1)

D20, 1976	L	62-74	Fullerton
-----------	---	-------	-----------

## Centenary (7-10)

J13, 1926	L	37-41	Houston
J14, 1926	L	22-33	Houston
1939	W	60-28	Shreveport
1939	W	60-39	Shreveport
D2, 1950	L	62-54	Shreveport
D15, 1950	W	78-66	Houston
D5, 1959	L	77-86	Houston
D15, 1960	L	63-78	Shreveport
D14, 1961	L	57-58	Houston
D18, 1962	W	58-55	Houston
D13, 1963	W	90-76	Shreveport
D12, 1964	L	78-81	Shreveport
D15, 1966	L	65-66	<sup>1</sup> Houston

F8, 1994	L	74-79	Shreveport
N28, 1994	W	82-56	Houston
D21, 1997	L	52-58	Houston
D21, 2001	W	66-57	Houston

### 1 Bluebonnet Classic

## UCF (3-6)

D13, 1977	W	65-63	Houston
F25, 2006	L	64-77	Houston
J20, 2007	L	67-72	Orlando
F17, 2007	L	63-74	Houston
M8, 2007	W	53-51	<sup>1</sup> Memphis
F16, 2008	L	53-60	<sup>2</sup> Houston
M1, 2008	L	60-68	Orlando
J17, 2009	L	52-77	Houston
F25, 2009	W	69-66	Orlando
J9, 2010	L	58-77	Orlando
M6, 2010	L	59-66	Houston
J22, 2011	W	57-50	Orlando
F22, 2012	W	83-74	Houston
J23, 2013	L	67-78	Orlando

### 1 Conference USA Tournament

### 2 Reliant Arena, Houston

## Central Methodist (1-0)

F7, 1935	W	34-28	
----------	---	-------	--

## Central Michigan (1-0)

D30, 1995	W	65-57	<sup>1</sup> East Lansing
-----------	---	-------	---------------------------

### 1 Oldsmobile Spartan Classic

## Central Missouri State (0-1)

D30, 1937	L	28-35	Houston
-----------	---	-------	---------

## Chaminade (1-0)

N27, 1991	W	93-86	<sup>1</sup> Lahaina
-----------	---	-------	----------------------

### 1 Maui Invitational

## Charlotte (10-7)

J25, 2014	W	71-69	Houston
J17, 2015	W	73-68 <sup>ot</sup>	Charlotte
F28, 2015	L	76-77	Houston
F11, 2016	L	73-102	Charlotte
M3, 2016	L	75-88	Houston
M9, 2016	L	69-79	<sup>1</sup> Birmingham
J2, 2017	W	89-70	Charlotte
J28, 2017	W	84-67	Houston
J6, 2018	W	73-64	Houston
J31, 2019	W	65-61	Charlotte
M6, 2019	W	79-70	Charlotte
M9, 2019	L	70-78	Houston
F15, 2020	W	70-54	Houston
J22, 2022	L	64-67	Houston
M9, 2022	W	73-61	<sup>1</sup> Frisco
J26, 2023	W	65-63	Houston
F25, 2023	L	54-70	Charlotte

### 1 Conference USA Tournament

## Chattanooga (0-1)

D29, 1983	L	61-87	<sup>1</sup> Chattanooga
-----------	---	-------	--------------------------

### 1 Krystal Classic

## Chicago State (1-0)

D19, 2012	W	63-60 <sup>ot</sup>	Houston
-----------	---	---------------------	---------

## Cincinnati (1-1)

J4, 1971	L	80-92	Cincinnati
J11, 1973	W	63-57	Houston

## The Citadel (2-0)

D6, 1971	W	73-69	Houston
J6, 1973	W	82-64	<sup>1</sup> Washington, D.C.

### 1 Presidential Classic

## Clemson (1-0)

D30, 1960	W	66-65	Houston
-----------	---	-------	---------

## Colorado (4-4)

M23, 1940	W	60-56 <sup>ot</sup>	<sup>1</sup> Kansas City
D21, 1949	L	83-52	Boulder
D22, 1949	L	64-51	Boulder
M14, 1954	W	78-55	<sup>2</sup> Stillwater
N24, 1989	L	86-102	Boulder
N26, 1990	W	77-68	Houston
N22, 2001	L	80-108	Boulder
D21, 2002	W	80-61	Houston

### 1 NCAA Western Regional

### 2 NCAA West Regional

## Colorado School of Mines (1-0)

N26, 1996	W	79-52	Houston
-----------	---	-------	---------

## Colorado State (3-5)

1952	L	53-54	
D10, 1970	L	57-73	Fort Collins
D21, 1973	L	66-83	Houston
D30, 1992	L	75-79	Fort Collins
D18, 1993	W	64-63	Houston
J9, 1999	W	63-60	Houston
F4, 1999	L	55-64	Fort Collins
N15, 2006	W	70-61	<sup>1</sup> Spokane, Wash.

### 1 NIT Season Tip-Off

## Columbia (0-1)

D22, 1950	L	63-76	Houston
-----------	---	-------	---------

## Concordia Lutheran (1-0)

N26, 1983	W	75-70	Houston
-----------	---	-------	---------

## Connecticut (0-2)

J2, 2004	L	83-92	Houston	1
D19, 2004	L	72-81	Hartford	11

## Cornell (1-0)

N29, 1980	W	69-51	<sup>1</sup> Clemson
-----------	---	-------	----------------------

### 1 Clemson IPTAY Classic

## Creighton (0-2)

D18, 1947	L	43-52	Omaha
D21, 1961	L	91-57	Omaha

## Dallas (1-0)

D30, 2003	W	102-79	Houston
-----------	---	--------	---------

## Daniel Baker (2-0)

J22, 1917	W	27-6	Houston
J23, 1917	W	32-9	Houston

## Dartmouth (2-0)

D29, 1982	W	47-46	<sup>1</sup> Dayton
D21, 1995	W	62-54	Houston

### 1 Dayton Invitational

## Davidson (0-2)

D19, 1967	L	68-90	<sup>1</sup> Charlotte	6
D28, 1985	L	47-70	<sup>2</sup> Nashville	

### 1 Charlotte Invitational

### 2 Music City Invitational

## Dayton (1-3)

D16, 1967	L	58-82	Dayton
F13, 1969	L	55-73	Houston
D28, 1982	L	55-68	<sup>1</sup> Dayton
J5, 1994	W	76-64	Dayton

### 1 Dayton Invitational

## Delaware (0-1)

D17, 1992	L	65-71	<sup>1</sup> Tokyo
-----------	---	-------	--------------------

### 1 NCAA Ball

# Game-By-Game Series

## Delaware State (0-1)

N23, 2016 W 80-58 Houston

## DePaul (0-2)

J2, 1931 L 28-45 Chicago  
D14, 1946 L 44-48 <sup>1</sup>Houston\*

### 1 Houston Tournament

## Detroit (0-2)

N25, 1988 L 53-64 Detroit  
J3, 1990 L 75-77 Houston

## Doane (1-0)

D11, 1978 W 100-75 Houston

## Drake (2-4)

D16, 1936 L 38-39 Houston  
D17, 1936 W 30-26 Houston  
D17, 1947 L 67-70 Des Moines  
D29, 1967 L 75-87 <sup>1</sup>Buffalo  
M17, 2012 W 74-68 <sup>2</sup>Houston  
N23, 2012 L 66-77 <sup>3</sup>Anaheim

### 1 Queen City Tournament

### 2 CollegenInsider.com Tournament

### 3 DirecTV Classic

## Drexel (0-1)

N25, 2012 L 47-55 <sup>1</sup>Anaheim

### 1 DirecTV Classic

## Duke (0-1)

D30, 1976 L 77-87 Durham

## Duquesne (2-5)

F21, 1936 L 39-43 <sup>1</sup>New York  
D2, 1989 L 68-70 Pittsburgh  
D4, 1990 W 95-83 Houston  
D28, 1999 L 57-72 Pittsburgh  
D30, 2000 W 81-68 Houston  
N17, 2007 L 59-86 <sup>2</sup>Katy  
D20, 2008 L 80-64 Pittsburgh  
M19, 2023 W 84-78 <sup>3</sup>Daytona Beach, Fla.

### 1 Madison Square Garden

### 2 Leonard E. Merrell Center

### 3 College Basketball Invitational

## East Carolina (6-9)

F15, 2006 W 62-54 Houston  
J13, 2007 W 64-47 Greenville  
F3, 2007 W 83-74 Houston  
F6, 2008 L 45-64 Greenville  
M5, 2008 L 68-75 <sup>1</sup>Katy  
J31, 2009 W 76-70 Houston  
F14, 2009 L 88-91 <sup>ot</sup> Greenville  
J30, 2010 W 69-58 Greenville  
F20, 2010 L 65-76 Houston  
F26, 2011 L 68-71 Houston  
F4, 2012 L 68-82 Greenville  
M7, 2012 L 66-68 <sup>2</sup>Memphis  
F2, 2013 L 63-79 Houston  
F22, 2014 L 55-67 Greenville  
N24, 2019 W 77-69 <sup>3</sup>Nassau

### 1 Leonard E. Merrell Center

### 2 Conference USA Tournament

### 3 Islands of the Bahamas Showcase

## East Central Oklahoma (1-0)

D30, 1942 W 48-42 Houston

## Eastern Illinois (1-0)

N30, 2007 W 55-49 <sup>1</sup>Iowa City

### 1 Hawkeye Challenge

## Eastern Kentucky (0-1)

N10, 2017 L 72-73 <sup>1</sup>Houston

## 1 MGM Grand Main Event

## Eastern New Mexico (1-0)

F1, 1989 W 90-83 Houston

## Evansville (1-0)

N28, 1997 W 59-54 <sup>1</sup>San Juan  
N22, 2021 W 109-104 <sup>3ot</sup><sup>2</sup>Estero, Fla.

### 1 Thanksgiving San Juan Shootout

### 2 Gulf Coast Showcase

## Fairfield (2-1)

N28, 1980 L 72-79 <sup>1</sup>Clemson  
D30, 1991 W 78-77 <sup>ot</sup> Fairfield  
J7, 1993 W 83-72 Houston

### 1 Clemson IPTAY Classic

## Florida (1-2)

D5, 1960 W 68-63 Houston  
D4, 1961 L 67-70 Gainesville  
D26, 1962 L 57-67 <sup>1</sup>Jacksonville

### 1 Gator Bowl Tournament

## Florida A&M (1-0)

N22, 2011 W 75-59 <sup>1</sup>Houston

### 1 South Padre Island Invitational

## Florida Atlantic (4-6)

J11, 2014 L 68-76 Houston  
F21, 2015 W 76-69 Boca Raton  
F18, 2016 W 90-85 Houston  
F11, 2017 W 81-75 <sup>ot</sup> Boca Raton  
J27, 2018 L 62-63 Houston  
F22, 2018 W 79-76 <sup>ot</sup> Boca Raton  
F16, 2019 L 41-60 Boca Raton  
J9, 2020 L 76-81 Houston  
F9, 2023 L 81-90 Boca Raton, Fla.  
M2, 2023 L 74-103 Houston

## FIU (5-7)

J9, 2014 L 60-71 Houston  
F19, 2015 L 56-60 Miami  
F20, 2016 W 86-70 Houston  
F9, 2017 W 89-78 Miami  
J25, 2018 W 73-64 Houston  
F24, 2018 L 64-67 Miami  
F14, 2019 L 65-86 Miami  
J11, 2020 W 92-78 Houston  
M11, 2020 L 76-85 <sup>1</sup>Frisco  
F19, 2022 L 78-80 Miami  
F11, 2023 W 85-78 Miami  
M4, 2023 L 83-90 Houston

### 1 Conference USA Tournament

## Florida State (2-5)

D6, 1961 L 66-76 Tallahassee  
D11, 1963 W 102-81 Houston  
D29, 1964 L 56-81 <sup>1</sup>Oklahoma City  
D5, 1966 L 72-76 Tallahassee  
J20, 1969 W 83-80 Houston  
N29, 1996 L 54-79 Tallahassee  
N14, 1997 L 53-65 Houston

### 1 All-College Tournament

## Fordham (2-2)

D27, 1941 W 68-44  
J6, 1992 W 74-57 Houston  
F24, 1993 L 67-69 The Bronx  
N24, 2021 L 78-84 <sup>1</sup>Estero, Fla.

### 1 Gulf Coast Showcase

## Fresno State (6-12)

J6, 1997 L 76-79 Houston  
F8, 1997 L 54-82 Fresno  
J17, 1998 L 65-93 Fresno

F12, 1998 L 80-82 Houston  
J27, 2000 L 53-86 Fresno  
F26, 2000 L 57-69 Houston  
J4, 2001 L 58-69 Houston  
M1, 2001 L 74-79 Fresno  
M8, 2001 L 52-60 <sup>1</sup>Tulsa  
J3, 2002 L 61-87 Fresno  
F2, 2002 W 76-63 Houston  
J4, 2003 L 70-71 Fresno  
M8, 2003 W 92-71 Houston  
J22, 2004 W 65-63 Fresno  
F23, 2004 W 63-60 Houston  
J20, 2005 W 83-68 Houston  
F21, 2005 W 76-68 Fresno  
N22, 2015 L 65-82 <sup>2</sup>Houston

### 1 WAC Tournament

### 2 Roundball Showcase

## Furman (1-1)

D29, 1966 L 79-81 <sup>1</sup>Greenville  
N24, 2009 W 77-65 Houston

### 1 Poinsettia Classic

## George Washington (1-0)

D9, 1972 W 93-89 Houston

## Georgetown (0-3)

D21, 1987 L 63-90 Washington, D.C. 18  
D9, 1989 L 60-81 Washington, D.C. 3  
D8, 1990 L 47-53 <sup>1</sup>Houston 6

### 1 The Summit, Houston

## Georgia Southern (1-0)

N18, 2022 W 88-71 <sup>1</sup>Houston

### 1 Owl Invitational

## Georgia State (0-1)

N14, 2017 L 54-75 <sup>1</sup>Houston

### 1 MGM Grand Main Event

## Georgia Tech (5-10)

D30, 1947 W 43-42 <sup>1</sup>Oklahoma City  
J2, 1951 W 58-51 Houston  
D2, 1961 W 84-80 Houston  
N30, 1962 L 63-81 Atlanta  
D16, 1963 W 84-79 Houston  
D5, 1964 L 56-71 Atlanta  
D6, 1965 L 87-96 Houston  
D3, 1966 L 61-87 Atlanta  
D2, 1967 L 70-84 Houston  
J23, 1969 L 56-75 Atlanta  
D9, 1969 L 57-87 Houston  
J2, 1971 L 72-82 Atlanta  
J12, 1972 W 87-74 Houston  
J8, 1973 L 65-69 Atlanta  
N22, 2012 L 36-54 <sup>2</sup>Anaheim

### 1 All-College Tournament

### 2 DirecTV Classic

## Gonzaga (0-1)

N14, 2006 L 50-88 <sup>1</sup>Spokane, Wash.

### 1 NIT Season Tip-Off

## Grambling State (4-0)

D19, 1991 W 101-61 Houston  
F15, 1992 W 81-49 Grambling  
D6, 2004 W 113-54 Houston  
N14, 2010 W 86-57 Houston

## Hartford (0-1)

D15, 2012 L 51-58 Houston

## Harvard (1-3)

D17, 2008 W 67-63 Houston  
D2, 2009 L 64-85 Boston

25

# Game-By-Game Series

J5, 2013 L 62-92 Boston  
 J4, 2014 L 54-69 Houston

## Hawaii (6-14)

J10, 1972 L 65-84 Houston  
 J4, 1974 L 75-109 Honolulu  
 J5, 1974 L 71-99 Honolulu  
 D27, 1981 W 69-59 <sup>1</sup>Honolulu  
 J22, 1998 L 63-65 Houston 24  
 F19, 1998 L 50-69 Honolulu  
 J20, 2000 L 65-68 Houston  
 F19, 2000 L 63-90 Honolulu  
 J25, 2001 W 70-64 Houston  
 F17, 2001 L 53-61 Honolulu  
 J24, 2002 L 79-88 Houston  
 F23, 2002 L 50-79 Honolulu  
 J30, 2003 L 70-85 Honolulu  
 M1, 2003 W 75-58 Houston  
 M13, 2003 L 61-62 <sup>ot</sup> <sup>2</sup>Tulsa  
 J28, 2004 W 76-73 Houston  
 F29, 2004 L 77-91 Honolulu  
 M9, 2004 W 70-68 <sup>2</sup>Fresno  
 J27, 2005 L 75-72 <sup>ot</sup> Honolulu  
 F27, 2005 W 80-61 Houston

- 1 Rainbow Classic
- 2 WAC Tournament

## Holy Cross (2-1)

D1, 1984 W 62-60 <sup>1</sup>Worcester  
 D28, 1994 L 74-75 Houston  
 D5, 1998 W 83-49 <sup>2</sup>San Francisco

- 1 Holy Cross Classic, Worcester, Mass.
- 2 Northwestern Mutual Classic, San Francisco

## Houston (18-65)

J8, 1972 L 73-101 <sup>1</sup>Houston  
 J16, 1973 L 77-96 Autry Court 12  
 M5, 1973 L 72-116 Hofheinz Pavilion 8  
 J12, 1974 L 86-95 Autry Court  
 M7, 1974 L 62-107 Hofheinz Pavilion  
 J11, 1975 L 70-91 Hofheinz Pavilion  
 M11, 1975 L 73-82 Autry Court  
 J10, 1976 L 59-87 Hofheinz Pavilion  
 F7, 1976 L 79-99 Autry Court  
 J12, 1977 L 56-106 Hofheinz Pavilion  
 F8, 1977 L 73-109 Autry Court  
 J21, 1978 L 74-96 Hofheinz Pavilion  
 F11, 1978 L 62-87 Autry Court  
 M2, 1978 L 67-108 <sup>2</sup>Hofheinz Pavilion  
 J20, 1979 L 75-101 Autry Court  
 F10, 1979 L 72-75 Hofheinz Pavilion  
 J3, 1980 L 70-78 Hofheinz Pavilion  
 F25, 1980 L 80-92 <sup>2</sup>Hofheinz Pavilion  
 J3, 1981 L 57-63 Autry Court  
 F24, 1981 L 55-63 Hofheinz Pavilion  
 J4, 1982 L 61-63 Hofheinz Pavilion 18  
 F23, 1982 L 69-75 Autry Court  
 //J26, 1983 L 40-76 Autry Court 9  
 F26, 1983 L 52-86 Hofheinz Pavilion 2  
 J20, 1984 L 42-72 Hofheinz Pavilion 4  
 F22, 1984 L 54-70 Autry Court 3  
 M10, 1984 L 50-53 <sup>3</sup>Houston 5  
 J16, 1985 L 73-77 Autry Court  
 F17, 1985 L 91-96 Hofheinz Pavilion  
 J11, 1986 W 71-68 Hofheinz Pavilion  
 F12, 1986 L 69-71 Autry Court  
 J10, 1987 L 36-71 Autry Court  
 F7, 1987 L 62-75 Hofheinz Pavilion  
 F3, 1988 L 67-84 Hofheinz Pavilion  
 M5, 1988 L 65-81 Autry Court  
 J4, 1989 L 75-90 Hofheinz Pavilion  
 F5, 1989 W 67-66 Autry Court  
 J6, 1990 L 69-84 Autry Court  
 F7, 1990 L 67-84 Hofheinz Pavilion  
 M9, 1990 L 81-90 <sup>3</sup>Dallas

J9, 1991 L 73-80 <sup>ot</sup> Hofheinz Pavilion  
 F10, 1991 W 79-69 Autry Court  
 J18, 1992 L 60-74 Autry Court  
 F18, 1992 L 83-86 Hofheinz Pavilion  
 F2, 1993 W 65-61 Hofheinz Pavilion  
 M3, 1993 W 89-78 <sup>ot</sup> Autry Court  
 F5, 1994 L 67-69 Autry Court  
 M5, 1994 L 76-78 Hofheinz Pavilion  
 J11, 1995 W 87-76 Hofheinz Pavilion  
 F8, 1995 L 67-73 Autry Court  
 J13, 1996 L 74-76 Autry Court  
 F10, 1996 L 59-63 Hofheinz Pavilion  
 N21, 1998 W 69-64 Autry Court  
 D7, 1999 L 71-84 <sup>ot</sup> Hofheinz Pavilion  
 N21, 2000 W 65-45 Autry Court  
 N29, 2001 L 61-62 Hofheinz Pavilion  
 N27, 2002 W 71-53 Autry Court  
 D4, 2003 W 62-52 Hofheinz Pavilion  
 N30, 2004 W 74-73 Autry Court  
 J11, 2006 W 71-62 Autry Court  
 M1, 2006 L 71-74 Hofheinz Pavilion  
 J17, 2007 W 76-71 Autry Court  
 J31, 2007 L 63-70 Hofheinz Pavilion  
 M9, 2007 L 62-77 <sup>4</sup>Memphis  
 J23, 2008 L 60-69 <sup>5</sup>Houston  
 F23, 2008 L 62-71 Hofheinz Pavilion  
 F7, 2009 L 65-72 Hofheinz Pavilion  
 F28, 2009 L 51-56 Tudor Fieldhouse  
 J6, 2010 L 66-83 Tudor Fieldhouse  
 M3, 2010 L 70-78 Hofheinz Pavilion  
 J26, 2011 W 79-71 <sup>ot</sup> Tudor Fieldhouse  
 M5, 2011 W 72-57 Hofheinz Pavilion  
 F8, 2012 W 79-71 Hofheinz Pavilion  
 M3, 2012 L 75-76 Tudor Fieldhouse  
 J30, 2013 W 79-69 Tudor Fieldhouse  
 M6, 2013 L 62-84 Hofheinz Pavilion  
 M13, 2013 L 67-72 <sup>4</sup>Tulsa  
 D21, 2013 L 52-54 Toyota Center  
 J28, 2015 L 48-59 Hofheinz Pavilion  
 N14, 2018 L 68-79 <sup>6</sup>H&PE Arena  
 N12, 2021 L 46-79 Fertitta Center 15

- 1 The Astrodome
- 2 SWC Playoff
- 3 SWC Post-Season Classic
- 4 Conference USA Tournament
- 5 Reliant Arena, Houston
- 6 Men Against Breast Cancer Cougar Cup

## Houston Baptist/Christian (13-3)

D15, 1973 W 93-89 Autry Court  
 D9, 1974 W 87-83 Autry Court  
 D5, 1994 W 72-65 Autry Court  
 N22, 1996 W 92-68 Autry Court  
 N15, 2009 W 60-46 <sup>1</sup>Tudor Fieldhouse  
 N30, 2011 W 78-66 Sharp Gym  
 D1, 2012 W 61-53 Tudor Fieldhouse  
 D4, 2013 L 71-73 Sharp Gym  
 D3, 2014 L 55-58 Tudor Fieldhouse  
 D2, 2015 L 73-77 Sharp Gym  
 N30, 2016 W 90-77 Tudor Fieldhouse  
 D14, 2019 W 96-84 Tudor Fieldhouse  
 D5, 2020 W 86-64 Sharp Gym  
 D15, 2020 W 90-79 Tudor Fieldhouse  
 D11, 2021 W 88-73 Sharp Gym  
 N21, 2022 W 76-67 <sup>2</sup>Tudor Fieldhouse

- 1 Basketball Travelers Invitational
- 2 Owl Invitational

## Idaho State (2-1)

D14, 1966 L 85-87 <sup>1</sup>Houston  
 D29, 1995 W 73-56 <sup>2</sup>East Lansing  
 N21, 2003 W 76-46 <sup>3</sup>Fairbanks

- 1 Bluebonnet Classic
- 2 Oldsmobile Spartan Classic
- 3 BP Top of the World Classic

## Illinois (0-3)

D21, 1954 L 54-86 Houston 3  
 D18, 1957 L 82-85 Champaign  
 D22, 1975 L 64-106 Champaign

## Illinois Wesleyan (1-0)

D26, 1930 W 36-27 Bloomington

## Incarnate Word (2-1)

D29, 2015 L 76-82 Houston  
 N26, 2016 W 87-79 San Antonio  
 N27, 2020 W 68-53 <sup>1</sup>San Antonio  
 D16, 2021 W 85-55 Houston

- 1 Thanksgiving Invitational

## IUPUI (0-1)

N19, 2005 L 56-58 <sup>1</sup>Milwaukee

- 1 Pepsi Blue & Gold Classic

## Indiana State (1-1)

D30, 1988 L 74-86 Terre Haute  
 N30, 1989 W 77-75 <sup>ot</sup> Houston

## Iona (1-0)

D30, 1967 W 61-60 <sup>1</sup>Buffalo

- 1 Queen City Tournament

## Iowa (0-1)

D5, 1997 L 52-81 <sup>1</sup>Iowa City 10

- 1 Super Chevy Shootout, Iowa City, Iowa

## Iowa State (0-3)

D27, 1985 L 60-94 <sup>1</sup>Nashville  
 D23, 1998 L 45-50 <sup>2</sup>Ames  
 N26, 2011 L 63-90 <sup>3</sup>South Padre Island

- 1 Music City Invitational
- 2 The Tribune Holiday Classic
- 3 South Padre Island Invitational

## Jackson State (1-0)

D9, 1985 W 56-55 Houston

## James Madison (1-0)

N13, 2016 W 94-70 Harrisonburg

## Jarvis Christian (3-0)

D4, 2021 W 100-62 Houston  
 F8, 2022 W 98-63 Houston  
 D19, 2022 W 109-64 Houston

## Johns Hopkins (1-0)

D4, 1982 W 84-39 Houston

## Kansas (2-10)

M22, 1940 L 44-50 <sup>1</sup>Kansas City  
 M21, 1942 L 53-55 <sup>1</sup>Kansas City  
 D27, 1945 L 34-42 <sup>2</sup>Oklahoma City  
 D18, 1951 L 48-68 Lawrence 7  
 D13, 1952 W 54-51 Houston  
 D17, 1954 L 67-77 Lawrence  
 D18, 1954 L 72-100 Lawrence  
 D19, 1955 W 75-66 Houston  
 D1, 1958 L 49-65 Lawrence  
 D22, 1994 L 57-71 Lawrence 7  
 D7, 1995 L 63-83 Houston 1  
 N17, 1997 L 61-88 Lawrence 2

- 1 NCAA Western Regional
- 2 All-College Tournament

## Kent State (1-1)

D30, 1994 W 70-57 Houston  
 D2, 1995 L 76-86 Kent

## Lamar (18-13)

F16, 1954 W 69-65 Houston



# Game-By-Game Series

D1, 1954	W	73-71	Beaumont
D7, 1954	W	91-74	Houston
D5, 1955	W	70-49	Houston
F4, 1956	W	70-48	Beaumont
D3, 1956	W	66-59	Beaumont
D1, 1960	L	53-65	Beaumont
D19, 1966	W	97-81	Houston
D11, 1971	W	67-65	Houston
D4, 1972	L	82-87	Beaumont
D8, 1973	W	79-67 <sup>ot</sup>	Houston
D20, 1982	L	49-56	Beaumont
D21, 1984	W	62-55	Houston
J30, 1988	L	70-85	Beaumont
D22, 1988	L	64-73	Houston
D22, 1999	L	40-51	Houston
D2, 2000	W	60-53	Beaumont
N20, 2001	W	91-62	Houston
D7, 2002	W	62-45	Houston
D18, 2003	W	84-78	Beaumont
D16, 2004	W	81-75	Houston
D6, 2006	W	83-71	Houston
D22, 2007	L	49-66	Beaumont
N25, 2008	L	53-61	Houston
D23, 2009	L	61-77	Beaumont
D4, 2010	W	75-73	Houston
D17, 2011	L	81-87	Houston
D22, 2014	L	72-79 <sup>ot</sup>	Beaumont
N25, 2015	W	93-84	<sup>1</sup> Houston
D1, 2018	L	68-75	Houston
D7, 2019	L	60-73	Beaumont

## 1 Roundball Showcase

### LaSalle (2-1)

D23, 1940	W	51-45	Philadelphia
D28, 1941	W	51-41	Philadelphia
D19, 1981	L	58-64	<sup>1</sup> San Francisco

## 1 Golden Gate Classic

### LeTourneau (1-0)

D3, 2020	W	94-74	Houston
----------	---	-------	---------

### Liberty (0-1)

N23, 2019	L	59-71	<sup>1</sup> Nassau
-----------	---	-------	---------------------

## 1 Islands of the Bahamas Showcase

### Little Rock (2-1)

N27, 2007	L	52-59	<sup>1</sup> Houston
D28, 2008	W	79-72	Little Rock
D16, 2010	W	65-55	<sup>2</sup> Houston

## 1 Reliant Arena

## 2 Las Vegas Holiday Hoops Classic

### LIU Brooklyn (0-4)

F19, 1936	L	29-45	<sup>1</sup> New York
D30, 1940	L	57-61	Brookville
D27, 1948	L	66-69	Brookville
D12, 2012	L	70-97	Houston

## 1 Madison Square Garden

### Louisiana-Lafayette (7-4)

D12, 1945	W	46-32	Lafayette
D19, 1945	W		
D11, 1948	L	44-48	Lafayette
D18, 1948	W	68-36	Houston
D8, 1949	L	26-42	Lafayette
D16, 1948	W	60-40	Houston
D12, 1950	W	63-59	Houston
D15, 1978	L	70-76	<sup>1</sup> Houston
F21, 2004	W	81-76	Houston
N27, 2004	L	75-61	Lafayette
M14, 2012	W	68-63	<sup>2</sup> Lafayette

## 1 Bluebonnet Bowl Classic, The Summit

## 2 CollegeInsider.com Tournament

### Louisiana-Monroe (0-2)

D27, 1974	L	71-86	<sup>1</sup> Monroe
D1, 2007	L	67-80	<sup>2</sup> Iowa City

## 1 Pacemaker Classic

## 2 Hawkeye Challenge

### Louisiana College (4-0)

D17, 1986	W	77-67	Houston
D9, 1998	W	83-51	Houston
D30, 2002	W	86-69	Houston
D14, 2011	W	109-51	Houston

### LSU (23-14)

F23, 1916	L	21-29	Baton Rouge
F24, 1916	L	17-25	Baton Rouge
F26, 1921	L	23-35	Houston
J19, 1935	W	56-47	Houston
J22, 1936	W	42-37	Baton Rouge
J23, 1936	W	38-30	Baton Rouge
J8, 1937	L	29-32	Houston
J9, 1937	L	37-38	Houston
J7, 1938	W	45-38	Baton Rouge
J8, 1938	L	38-53	Baton Rouge
D14, 1938	W	34-32	Houston
D15, 1938	L	27-30	Houston
D18, 1939	W	56-39	Baton Rouge
D19, 1939	W	61-51	Baton Rouge
D19, 1940	W	60-48	Houston
D20, 1940	W	54-33	Houston
D12, 1941	W	54-42	Baton Rouge
D13, 1941	W	50-37	Baton Rouge
D17, 1942	W	56-26	Houston
D18, 1942	L	60-62	Houston
J4, 1947	L	35-60	Baton Rouge
D8, 1947	W	58-55	Houston
J9, 1948	L	40-43	Baton Rouge
D3, 1948	W	51-39	<sup>1</sup> Lake Charles
D10, 1949	L	44-49	<sup>1</sup> Lake Charles
D3, 1951	L	68-60	Houston
D11, 1954	W	79-72	Baton Rouge
D12, 1955	W	85-60	Houston
D10, 1956	W	87-72	Baton Rouge
D9, 1957	W	87-56	Houston
D13, 1958	W	64-56	Baton Rouge
D12, 1959	W	71-57	Houston
D10, 1960	W	67-50	Baton Rouge
D9, 1961	W	79-67	Houston
D8, 1962	L	82-90	Baton Rouge
D7, 1963	W	87-72	Houston
D30, 1964	L	63-79	<sup>2</sup> Oklahoma City
D16, 1965	L	80-85	<sup>3</sup> Houston
D30, 1966	W	88-69	<sup>4</sup> Greenville
D22, 1977	L	68-97	Baton Rouge
D19, 2009	L	61-65	Baton Rouge
D29, 2010	W	74-68	Houston

## 1 Lake Charles, La.

## 2 All-College Tournament

## 3 Bluebonnet Classic

## 4 Poinsettia Classic

### Louisiana Tech (7-22)

D28, 1974	L	82-86 <sup>ot</sup>	<sup>1</sup> Monroe
N29, 1982	L	62-63	Houston
D3, 1983	L	69-77	Houston
D3, 1984	L	63-75	Ruston
J19, 2002	L	43-57	Ruston
F14, 2002	L	61-72	Houston
J25, 2003	W	93-92	Houston
F20, 2003	W	65-63	Ruston
J5, 2004	W	89-77	Ruston
M4, 2004	L	58-70	Houston
J1, 2005	W	78-57	Houston
M3, 2005	W	78-64	Ruston
F15, 2014	L	46-85	Ruston
M6, 2014	L	48-70	Houston

J24, 2015	L	45-58	Houston
M12, 2015	L	64-70	<sup>2</sup> Birmingham
F4, 2016	L	78-90	Houston
F27, 2016	L	69-88	Ruston
J19, 2017	L	64-74	Ruston
F25, 2017	W	88-81	Houston
J20, 2018	L	54-69	Ruston
J5, 2019	W	78-66	Houston
J16, 2020	L	56-72	Ruston
F26, 2021	L	57-101	Ruston
F27, 2021	L	58-79	Ruston
J27, 2022	L	63-80	Ruston
F24, 2022	L	79-83	Houston
J5, 2023	L	82-88 <sup>ot</sup>	Houston
F2, 2023	L	72-80	Ruston

## 1 Pacemaker Classic

## 2 Conference USA Tournament

### Loyola (Ill.) (1-0)

1939	W	55-41	Chicago
------	---	-------	---------

### Loyola (La.) (3-0)

D9, 1946	W	55-53	<sup>1</sup> Houston
J3, 1947	W	39-37	New Orleans
N22, 1999	W	65-38	Houston

## 1 Houston Tournament

### Maine (1-0)

D3, 1988	W	75-58	<sup>1</sup> Milwaukee
----------	---	-------	------------------------

## 1 First Bank Milwaukee Classic

### Marquette (1-3)

D16, 1946	W	45-38	<sup>1</sup> Houston@
D29, 1972	L	40-71	<sup>2</sup> Milwaukee
D2, 1988	L	60-76	<sup>3</sup> Milwaukee
N18, 2005	L	65-82	<sup>4</sup> Milwaukee

## 1 Houston Tournament

## 2 Milwaukee Classic

## 3 First Bank Milwaukee Classic

## 4 Pepsi Blue & Gold Classic

### Marshall (6-13)

F8, 2006	W	78-75 <sup>ot</sup>	Huntington
F28, 2007	L	64-69	Huntington
J9, 2008	L	47-66	<sup>1</sup> Houston
M4, 2009	L	62-76	Huntington
M11, 2009	W	60-59	<sup>2</sup> Memphis
F24, 2010	L	54-77	Houston
F16, 2011	L	61-72	Huntington
J7, 2012	L	61-63	Houston
F13, 2013	L	70-71	Huntington
J23, 2014	L	63-73	Houston
F5, 2015	L	55-69	Huntington
J16, 2016	L	90-94	Houston
M2, 2017	W	89-88	Huntington
F15, 2018	L	80-93	Houston
F9, 2019	W	74-69	Houston
M13, 2019	L	65-82	<sup>2</sup> Frisco
J2, 2020	L	69-89	Huntington
M10, 2021	W	72-68	<sup>2</sup> Frisco
J15, 2022	W	87-77	Huntington

## 1 Reliant Arena

## 2 Conference USA Tournament

### Mary Hardin-Baylor (1-0)

D19, 1985	W	90-50	Houston
-----------	---	-------	---------

### Maryland-Eastern Shore (1-0)

N20, 2011	W	81-49	Houston
-----------	---	-------	---------

### McNeese State (1-1)

D18, 1975	L	80-89	Lake Charles
D29, 2009	W	75-62	Houston

# Game-By-Game Series

## Memphis (1-9)

D8, 1966	L	54-63	Houston	
D4, 1967	L	56-64	Memphis	
F4, 2006	L	79-84	Houston	3
F22, 2007	L	63-99	Memphis	7
J16, 2008	L	50-77	<sup>1</sup> Houstoin	2
J21, 2009	L	52-80	Memphis	22
J16, 2010	L	68-80	Houston	
F19, 2011	W	67-52	Houston	
J25, 2012	L	51-73	Memphis	
J16, 2013	L	51-77	Houston	

### 1 Reliant Arena

## Mercer (0-1)

N27, 2014	L	71-77 <sup>ot</sup>	<sup>1</sup> Anchorage	
-----------	---	---------------------	------------------------	--

### 1 Great Alaska Shootout

## Miami (Fla.) (0-1)

D22, 2010	L	67-73	<sup>1</sup> Las Vegas	
-----------	---	-------	------------------------	--

### 1 Las Vegas Holiday Hoops Classic

## Miami (Ohio) (0-1)

D18, 1967	L	66-70	<sup>1</sup> Charlotte	
-----------	---	-------	------------------------	--

### 1 Charlotte Invitational

## Michigan (0-2)

D21, 1991	L	70-87	Ann Arbor	15
D1, 1992	L	71-75	<sup>1</sup> Houston	1

### 1 The Summit (later forfeited by Michigan)

## Michigan State (0-1)

N26, 1991	L	67-75	<sup>1</sup> Lahaina	
-----------	---	-------	----------------------	--

### 1 Maui Invitational

## Middle Tennessee (7-8)

D4, 2000	L	73-75 <sup>ot</sup>	Houston	
D7, 2001	L	52-65	Murfreesboro	
N23, 2004	W	67-62	Houston	
M1, 2014	L	41-65	Murfreesboro	
F12, 2015	W	71-68 <sup>2ot</sup>	Houston	
J23, 2016	L	73-87	Murfreesboro	
J5, 2017	L	77-80	Houston	
F8, 2018	L	75-94	Murfreesboro	
J24, 2019	W	79-68	Houston	
M3, 2019	W	67-61	Houston	
F8, 2020	W	91-83	Murfreesboro	
M1, 2020	W	77-66	Houston	
J6, 2022	W	65-61	Houston	
N15, 2022	L	46-81	Murfreesboro	
J11, 2023	L	68-71	Houston	

## Midwestern State (0-1)

J16, 1920	L	18-22	Houston	
-----------	---	-------	---------	--

## Milwaukee (1-1)

M17, 2004	L	91-63	<sup>1</sup> Milwaukee	
N22, 2019	W	75-69	<sup>2</sup> Nassau	

### 1 67<sup>th</sup> National Invitation Tournament

### 2 Islands of the Bahamas Showcase

## Minnesota (1-1)

D6, 1956	W	79-74	Houston	
N18, 1993	L	61-70	<sup>1</sup> Minneapolis	10

### 1 Preseason National Invitation Tournament

## Mississippi (2-2)

D30, 1983	L	60-70	<sup>1</sup> Chattanooga	
J9, 1993	W	89-79	Oxford	
J27, 1993	W	72-67	Houston	
N22, 2017	L	62-79	<sup>2</sup> Las Vegas	

### 1 Krystal Classic

### 2 MGM Grand Main Event

## Mississippi State (0-3)

D29, 1960	L	60-68	Houston	
-----------	---	-------	---------	--

D2, 1987	L	68-72	Houston	
N28, 1988	L	61-63	Starkville	

## Missouri (0-7)

D27, 1946	L	53-57	<sup>1</sup> Oklahoma City	
D18, 1958	L	62-68	Houston	
D17, 1959	L	48-77	Columbia	
D22, 1964	L	72-81	<sup>2</sup> Houston	
D13, 1965	L	87-96	Columbia	
D2, 1974	L	67-92	Columbia	
D8, 1975	L	75-94	Houston	

### 1 All-College Tournament

### 2 Bluebonnet Classic

## UMKC (2-0)

N30, 1987	W	62-60	Kansas City	
F3, 1990	W	87-80	Houston	

## Missouri-Rolla (2-0)

N25, 1997	W	79-57	Houston	
N23, 1998	W	69-59	Houston	

## Missouri State (0-1)

M16, 2005	L	82-105	<sup>1</sup> Springfield	
-----------	---	--------	--------------------------	--

### 1 National Invitation Tournament

## Mobile (1-0)

N20, 2004	W	77-56	Houston	
-----------	---	-------	---------	--

## Monmouth (1-1)

D28, 1991	L	59-60	West Long Branch	
J2, 1993	W	78-57	Houston	

## Montana (1-3)

N27, 1985	W	64-61	Houston	
D29, 1987	L	48-64	Missoula	
J8, 1994	L	70-79	Houston	
J5, 1995	L	81-90 <sup>2ot</sup>	Missoula	

## Montana State (1-0)

N21, 2016	W	83-78	Houston	
-----------	---	-------	---------	--

## Mount St. Mary's (0-1)

D6, 1997	L	55-58	<sup>1</sup> Iowa City	
----------	---	-------	------------------------	--

### 1 Super Chevy Shootout

## Murray State (1-2)

D4, 1992	W	89-78	<sup>1</sup> Seattle	
F19, 2005	L	63-69	Houston	
D30, 2005	L	65-83	Murray	

### 1 U.S. West Cellular Air Time Tournament

## Navy (6-2)

J4, 1996	L	56-64	Annapolis	
D30, 1996	W	69-52	Houston	
N16, 1998	L	61-78	Annapolis	
N19, 1999	W	70-64 <sup>ot</sup>	Houston	
N18, 2000	W	69-51	Annapolis	
N16, 2001	W	75-72	Houston	
D23, 2002	W	82-60	Annapolis	
D22, 2004	W	81-55	Houston	

## Nebraska-Omaha (1-1)

N19, 2016	W	100-87	Omaha	
D21, 2018	L	66-83	Houston	

## Nevada (6-10)

D27, 1987	L	73-86	Reno	
D10, 1988	W	92-80	Houston	
N28, 1993	W	74-64	Houston	
N26, 1994	L	68-71	Reno	
J6, 2001	W	74-63	Houston	
M3, 2001	L	57-70	Reno	
M6, 2001	W	60-44	<sup>1</sup> Tulsa	
J5, 2002	L	70-91	Reno	

J31, 2002	L	56-64	Houston	
J2, 2003	W	79-75	Houston	
M5, 2003	L	68-86	Reno	
J24, 2004	L	76-101	Reno	
F18, 2004	W	87-75	Houston	
M12, 2004	L	59-67	<sup>1</sup> Fresno	
J22, 2005	L	59-62	Houston	
F16, 2005	L	58-73	Reno	

### 1 WAC Tournament

## UNLV (1-3)

M4, 1997	L	68-71	<sup>1</sup> Las Vegas	
J14, 1999	L	72-78	Las Vegas	
F13, 1999	W	59-55	Houston	
N20, 2017	L	68-95	<sup>2</sup> Las Vegas	

### 1 WAC Tournament

### 2 MGM Grand Main Event

## New Hampshire (1-0)

D29, 1989	W	57-52	<sup>1</sup> Birmingham	
-----------	---	-------	-------------------------	--

### 1 UAB Classic

## New Mexico (2-6)

D22, 1958	W	81-69	Albuquerque	
D30, 1993	L	75-90	<sup>1</sup> Albuquerque	
J18, 1997	L	61-69	Houston	12
F13, 1997	L	64-81	Albuquerque	13
M4, 1999	L	49-51	<sup>2</sup> Las Vegas	25
D19, 2015	W	90-89	Albuquerque	
D19, 2017	L	69-78	Albuquerque	
D13, 2020	L	61-72	Houston	

### 1 Jones Intercable Lobo Invitational

### 2 WAC Tournament

## New Mexico Highlands (1-0)

N22, 2005	W	87-75	Houston	
-----------	---	-------	---------	--

## New Mexico State (1-2)

D2, 1957	W	72-45	Houston	
D20, 1958	L	53-58	Las Cruces	
M7, 1970	L	77-101	<sup>1</sup> Fort Worth	5

### 1 NCAA Midwest Regional

## New Orleans (4-0)

N12, 2011	W	83-49	Houston	
J19, 2013	W	95-71	Houston	
D21, 2020	W	73-62	Houston	
N19, 2021	W	83-78	New Orleans	

## Niagara (1-2)

J1, 1949	L	57-70	Niagara	
D26, 1969	L	95-101	<sup>1</sup> Oklahoma City	
D22, 1979	W	70-69	<sup>2</sup> Houston	

### 1 All-College Tournament

### 2 Bluebonnet Classic, The Summit

## Nicholls State (0-1)

D10, 1997	L	64-72	Houston	
-----------	---	-------	---------	--

## North American (1-0)

D15, 2022	W	92-54	Houston	
-----------	---	-------	---------	--

## North Carolina (0-3)

D22, 1969	L	87-99	Houston	7
J3, 1970	L	72-98	Charlotte	4
D2, 1971	L	69-127	Chapel Hill	2

## UNC-Greensboro (1-0)

D7, 1976	W	90-65	Houston	
----------	---	-------	---------	--

## North Carolina State (1-2)

D21, 1968	L	58-69	<sup>1</sup> Nashville	
D29, 1976	L	72-93	Raleigh	
D30, 1981	W	51-47	<sup>2</sup> Honolulu	20

### 1 Vanderbilt Invitational

# Game-By-Game Series

## 2 Rainbow Classic

### North Florida (1-0)

N22, 2008 W 68-46 <sup>1</sup>Provo

### 1 Basketball Travelers Invitational

### North Texas (9-23)

D28, 1937 L 33-43 Houston  
 D19, 1938 L 38-45 Denton  
 D12, 1939 W 72-37 Houston  
 D20, 1946 L 54-55 Denton  
 D16, 1977 L 66-80 <sup>1</sup>Houston  
 N28, 1995 W 58-56 Houston  
 D22, 1996 L 62-64 Denton  
 N18, 2006 L 69-71 Houston  
 D5, 2009 L 62-64 Houston  
 N23, 2010 L 65-68 Denton  
 F6, 2014 W 75-70 Houston  
 M11, 2014 L 62-63 <sup>ot</sup> <sup>2</sup>El Paso  
 J10, 2015 L 63-66 Houston  
 J31, 2015 L 65-75 Denton  
 M11, 2015 W 82-54 <sup>2</sup>Birmingham  
 J9, 2016 L 74-85 Denton  
 J30, 2016 W 95-87 Houston  
 J14, 2017 W 101-79 Houston  
 F4, 2017 W 95-80 Denton  
 J13, 2018 L 78-85 Houston  
 F3, 2018 L 70-74 Denton  
 D29, 2018 L 87-103 Houston  
 J19, 2019 L 75-76 Denton  
 J20, 2020 L 59-79 Denton  
 F1, 2020 W 84-75 Houston  
 J29, 2021 L 74-79 Houston  
 J31, 2021 L 53-79 Denton  
 J1, 2022 L 43-75 Denton  
 F12, 2022 L 44-67 Houston  
 M10, 2022 L 50-68 <sup>2</sup>Frisco  
 J19, 2023 W 72-60 Frisco  
 F4, 2023 L 64-74 Houston

### 1 Bluebonnet Classic, Hofheinz Pavilion

### 2 Conference USA Tournament

### Northeast Oklahoma (1-0)

D27, 1937 W 38-26 Houston

### Northern Colorado (2-0)

D13, 1969 W 88-67 Houston  
 D13, 1976 W 76-67 Houston

### Northern Illinois (1-1)

D28, 1988 W 92-81 DeKalb  
 D20, 1990 L 66-76 Houston

### Northern Iowa (0-1)

N25, 2011 L 60-64 <sup>1</sup>South Padre Island

### 1 South Padre Island Invitational

### Northwestern (1-3)

D20, 1950 L 61-70 Houston  
 D2, 1978 L 71-93 Evanston  
 D5, 1981 W 75-55 Houston  
 F9, 2000 L 47-61 Evanston

### Northwestern State (10-0)

D5, 1969 W 80-78 Houston  
 D21, 1985 W 58-53 Houston  
 D6, 1986 W 48-45 <sup>1</sup>Houston  
 J5, 1991 W 64-56 Houston  
 D2, 1999 W 52-49 Houston  
 D19, 2016 W 100-93 Houston  
 N17, 2017 W 87-65 Natchitoches  
 N17, 2018 W 102-74 <sup>2</sup>Houston  
 N12, 2019 W 80-74 Natchitoches  
 D17, 2022 W 110-73 Houston

### 1 Rice Invitational

## 2 Men Against Breast Cancer Cougar Cup

### Northwood (1-0)

D19, 2013 W 69-56 Houston

### Notre Dame (1-2)

D4, 1978 L 61-105 South Bend 3  
 J23, 1984 L 35-50 South Bend  
 J7, 1985 W 73-70 Houston

### Oakland (0-2)

M20, 2012 L 70-77 <sup>1</sup>Rochester  
 N23, 2021 L 73-76 <sup>2</sup>Estero, Fla.

### 1 Collegelinsider.com Tournament

### 2 Gulf Coast Showcase

### Ohio (0-1)

M19, 2022 L 64-65 <sup>1</sup>Daytona Beach

### 1 College Basketball Invitational

### Oklahoma (2-8)

D18, 1935 L 38-47 Norman  
 D19, 1935 L 26-34 Norman  
 D19, 1936 L 28-31 Houston  
 J3, 1938 L 41-51 Norman  
 J4, 1938 L 10-50 Norman  
 D29, 1944 W 43-28 <sup>1</sup>Oklahoma City  
 D8, 1955 W 62-47 Houston  
 D22, 1956 L 57-64 Norman  
 J5, 2008 L 49-61 Norman  
 D22, 2008 L 58-70 Houston 4

### 1 All-College Tournament

### Oklahoma City (2-1)

D6, 1957 W 53-45 Houston  
 D19, 1959 W 61-56 Oklahoma City  
 D28, 1964 L 63-93 <sup>1</sup>Oklahoma City

### 1 All-College Tournament

### Oklahoma State (2-8)

J10, 1923 W 26-16 Houston  
 J11, 1923 L 18-29 Houston  
 M5, 1923 W 28-21 Houston  
 M3, 1924 L 19-32 Stillwater  
 M4, 1924 L 25-33 Stillwater  
 J21, 1925 L 11-25 Houston  
 J22, 1925 L 14-20 Houston  
 D28, 1944 L 28-42 <sup>1</sup>Oklahoma City  
 D26, 1946 L 39-61 <sup>1</sup>Oklahoma City  
 M13, 1954 L 45-51 <sup>2</sup>Stillwater 5

### 1 All-College Tournament

### 2 NCAA West Regional

### Old Dominion (3-11)

D28, 1971 L 86-114 <sup>1</sup>Norfolk  
 F20, 2014 L 51-55 Norfolk  
 J15, 2015 L 53-63 Norfolk  
 F26, 2015 L 54-63 Houston  
 F13, 2016 W 75-66 Norfolk  
 M5, 2016 L 67-74 Houston  
 D31, 2016 L 56-62 Norfolk  
 J26, 2017 L 72-80 Houston  
 J4, 2018 L 75-82 <sup>ot</sup> Houston  
 F2, 2019 L 76-80 Norfolk  
 F13, 2020 L 70-73 Houston  
 J15, 2021 W 69-59 Houston  
 J16, 2021 L 58-61 Houston  
 J20, 2022 W 77-69 Houston

### 1 Old Dominion Classic

### Oral Roberts (2-1)

J22, 1994 W 85-68 Tulsa  
 F22, 1995 W 83-72 Houston  
 D23, 2010 L 78-80 <sup>1</sup>Las Vegas

### 1 Las Vegas Holiday Hoops Classic

## Oregon (1-3)

D18, 1956 W 61-59 Eugene  
 D30, 1977 L 71-74 <sup>1</sup>Portland  
 N26, 2005 L 60-84 Eugene  
 N20, 2006 L 73-79 <sup>ot</sup> Houston

### 1 Far West Classic

### Oregon State (1-3)

D19, 1956 W 55-54 Corvallis  
 D28, 1977 L 58-75 <sup>1</sup>Portland  
 N14, 2014 L 54-67 Corvallis  
 N19, 2015 L 69-77 Houston

### 1 Far West Classic

### Our Lady of the Lake (2-0)

N28, 2020 W 103-64 <sup>1</sup>San Antonio  
 M5, 2021 W 80-77 Houston

### 1 Thanksgiving Invitational

### Pacific (2-2)

D3, 1977 W 52-50 Houston  
 D8, 1979 L 52-64 Stockton  
 D1, 1986 L 49-57 Houston  
 N22, 1991 W 88-79 <sup>1</sup>Palo Alto

### 1 Stanford/Apple Invitational

### Palm Beach Atlantic (1-0)

D15, 2005 W 93-54 Houston

### Paul Quinn College (1-0)

N11, 2006 W 118-66 Houston

### Pennsylvania (2-2)

J4, 1997 W 70-63 Houston  
 N22, 1997 L 73-78 Philadelphia  
 N9, 2018 L 76-92 Philadelphia  
 N9, 2019 W 80-61 Houston

### Pepperdine (2-3)

D29, 1945 L 35-48 <sup>1</sup>Oklahoma City  
 1949-50 W 68-65 <sup>ot</sup> Houston  
 D23, 1981 L 64-77 Malibu  
 N9, 2021 W 82-63 Houston  
 N7, 2022 L 67-106 Malibu

### 1 All-College Tournament

### Phillips (2-1)

D17, 1941 W 47-45 Houston  
 F6, 1942 L 28-53 Houston  
 D27, 1943 W 52-36 Houston

### Pittsburg State (0-1)

D28, 1942 L 39-40 Houston

### Pittsburgh (0-1)

D17, 2016 L 73-83 Pittsburgh

### Portland (1-1)

J2, 1999 W 73-52 Houston  
 N27, 1999 L 55-69 Portland

### Portland State (1-1)

D20, 2000 W 74-62 Houston  
 N15, 2008 L 74-78 Houston

### Prairie View A&M (8-0)

F27, 1984 W 64-44 Houston  
 D21, 1989 W 73-51 Houston  
 D2, 1991 W 96-60 Prairie View  
 D7, 1996 W 82-53 <sup>1</sup>Milwaukee  
 N29, 2005 W 67-58 Houston  
 D20, 2006 W 82-65 Houston  
 N19, 2014 W 68-64 Houston  
 N30, 2022 W 70-62 Houston

### 1 First Bank Classic

# Game-By-Game Series

## Princeton (1-3)

D6, 1996	L	54-59	<sup>1</sup> Milwaukee
J5, 2006	W	52-41	Houston
J6, 2007	L	28-51	Princeton
N23, 2013	L	56-70	Houston

### 1 First Bank Classic

## Purdue (0-1)

D28, 1939	L	41-52	West Lafayette
-----------	---	-------	----------------

## Richmond (0-3)

N28, 1986	L	66-73	<sup>1</sup> Richmond
N20, 2007	L	55-61	<sup>2</sup> Houston
J3, 2009	L	43-74	Richmond

### 1 Central Fidelity Classic

### 2 Reliant Arena

## Rider (0-1)

N29, 2013	L	93-97 <sup>ot</sup>	<sup>1</sup> Santa Clara
-----------	---	---------------------	--------------------------

### 1 Cable Car Classic

## Rochester (0-1)

D27, 1968	L	67-73	<sup>1</sup> Rochester
-----------	---	-------	------------------------

### 1 Kodak Tournament

## Rockhurst (2-0)

D20, 1999	W	51-43	Houston
F8, 2005	W	82-63	Houston

## Rutgers (0-1)

D30, 1965	L	84-101	<sup>1</sup> Jonesboro
-----------	---	--------	------------------------

### 1 Arkansas State Tournament

## North Florida (1-0)

N22, 2008	W	68-46	<sup>1</sup> Provo
-----------	---	-------	--------------------

### 1 Basketball Travelers Invitational

## Sacramento State (1-0)

N13, 2009	W	81-51	<sup>1</sup> Houston
-----------	---	-------	----------------------

### 1 Basketball Travelers Invitational

## St. Bonaventure (2-1)

D29, 1993	W	71-58	<sup>1</sup> Albuquerque
D23, 1995	W	62-49	Houston
D3, 1996	L	53-58	Olean

### 1 Intercable Lobo Invitational

## St. Edward's (7-0)

D18, 2002	W	106-48	Houston
N14, 2012	W	75-63	Houston
D6, 2014	W	54-49	Houston
D5, 2015	W	93-72	Houston
D15, 2016	W	93-64	Houston
D14, 2017	W	91-84	Houston
D13, 2018	W	78-73	Houston

## St. Francis (Pa.) (1-0)

D28, 1969	W	57-52	<sup>1</sup> Oklahoma City
-----------	---	-------	----------------------------

### 1 All-College Tournament

## St. Gregory's (TX) (1-0)

N21, 2010	W	75-58	Houston
-----------	---	-------	---------

## St. John's (N.Y.) (1-2)

M22, 1943	L	49-51 <sup>ot</sup>	<sup>1</sup> New York (MSG)
D17, 1953	W	85-81	New York (MSG)
D21, 1957	L	67-80	New York (MSG)

### 1 National Invitation Tournament

## Saint Leo (1-0)

N6, 2018	W	80-64	Houston
----------	---	-------	---------

### 1 Basketball Travelers Invitational

## Saint Louis (0-2)

D19, 1947	L	47-67	St. Louis
-----------	---	-------	-----------

D21, 1948	L	47-74	Houston
-----------	---	-------	---------

## Saint Mary's (Calif.) (2-0)

D22, 1998	W	81-70 <sup>ot</sup>	<sup>1</sup> Ames
N22, 2003	W	69-55	<sup>2</sup> Fairbanks

### 1 The Tribune Holiday Classic

### 2 BP Top of the World Classic

## St. Mary's (Texas) (7-0)

1940	W	59-43	San Antonio
1940	W	66-47	San Antonio
F5, 1941	W	60-52	Houston
F6, 1941	W	63-36	Houston
D1, 1955	W	83-53	San Antonio
D16, 1982	W	64-54	Houston
D21, 1983	W	66-53	Houston

## St. Thomas (TX) (9-1)

N12, 2010	W	63-51	Tudor Fieldhouse
D3, 2011	W	81-67	Tudor Fieldhouse
N10, 2012	L	59-72	Tudor Fieldhouse
N9, 2013	W	69-60	Tudor Fieldhouse
D18, 2014	W	72-61	Tudor Fieldhouse
D17, 2015	W	67-54	Tudor Fieldhouse
D21, 2016	W	83-63	Tudor Fieldhouse
N25, 2017	W	70-59	Tudor Fieldhouse
D19, 2019	W	103-70	Tudor Fieldhouse
N10, 2022	W	85-48	Tudor Fieldhouse

## Sam Houston State (35-12)

J13, 1922	W	33-29	Houston
J14, 1922	L	14-34	Houston
J12, 1923	W	22-13	Houston
J13, 1923	W		Houston
D20, 1929	W		
D21, 1929	W		
D18, 1931	W	39-27	Houston
D19, 1931	L	23-36	Houston
D17, 1932	L	29-36	
1933	W	39-38	
D20, 1934	W	38-22	Huntsville
J24, 1934	W	48-22	Houston
1938	W	42-37	
D21, 1938	L	43-56	Huntsville
D22, 1938	L	43-45	Huntsville
D23, 1938	W	46-40	Conroe
D13, 1939	W	65-51	Conroe
D15, 1939	W	52-42	Huntsville
D10, 1940	W	53-33	
D12, 1940	L	36-46	
D9, 1941	W	65-35	
D22, 1941	W	54-34	
M15, 1943	W	62-44	
M16, 1943	W	58-41	
D6, 1945	W	46-35	Huntsville
D5, 1946	W	51-46	Houston
D21, 1946	L	54-58	
D2, 1947	L	54-56	
D12, 1947	W	43-41	Houston
N30, 1948	W	66-58	Huntsville
D14, 1948	W	68-66 <sup>ot</sup>	Houston
N30, 1949	W	74-65	
1949-50	W	63-48	
D5, 1950	L	52-57	Huntsville
J20, 1951	W	69-50	Houston
D1, 1951	W	59-57 <sup>ot</sup>	
D11, 1951	W	67-53	
D11, 1952	W	75-59	
F5, 1953	W	81-54	Huntsville
D1, 1953	W	61-48	Houston
D11, 1953	W	89-77	Huntsville
D1, 1969	L	86-89	Houston
D4, 1991	W	78-51	Houston
D1, 1993	W	83-64	Huntsville
D1, 1994	W	64-50	Houston

D29, 2019	L	61-75	Houston
D19, 2020	L	69-82	Huntsville

## Samford (2-0)

D1, 1990	W	78-51	Houston
F10, 1992	W	53-43	Birmingham

## San Diego (1-1)

D23, 1986	L	47-48	San Diego
N27, 1987	W	97-90 <sup>ot</sup>	Houston

## San Diego State (1-3)

D28, 1973	W	75-64	San Diego
D14, 1974	L	75-83	Houston
J24, 1998	L	51-62	Houston
F21, 1998	L	66-75	San Diego

## San Francisco (2-2)

D18, 1981	L	69-85	<sup>1</sup> San Francisco
D29, 1981	W	78-66	<sup>2</sup> Honolulu
N16, 2015	L	54-80	<sup>3</sup> San Francisco
M15, 2017	W	85-76	<sup>4</sup> Houston

### 1 Golden Gate Classic

### 2 Rainbow Classic

### 3 Roundball Showcase

### 4 College Basketball Invitational

## San Jose State (10-6)

J15, 1998	W	61-50	San Jose
F14, 1998	W	72-59	Houston
M2, 1999	W	64-61	<sup>1</sup> Las Vegas
J22, 2000	L	56-58	Houston
F17, 2000	L	48-52 <sup>ot</sup>	San Jose
J27, 2001	L	44-54	Houston
F15, 2001	L	53-57	San Jose
J26, 2002	W	70-58	Houston
F21, 2002	W	62-46	San Jose
M5, 2002	L	57-58	<sup>1</sup> Tulsa
F1, 2003	W	71-66 <sup>ot</sup>	San Jose
F27, 2003	W	65-52	Houston
J31, 2004	W	82-49	Houston
F27, 2004	W	61-55	San Jose
J29, 2005	L	90-85	San Jose
F24, 2005	W	56-50	Houston

### 1 WAC Tournament

## Santa Clara (3-1)

D21, 1981	W	74-56	Santa Clara
D16, 2009	W	70-57	Houston
N18, 2010	L	65-66	Santa Clara
N30, 2013	W	67-66	<sup>1</sup> Santa Clara

### 1 Cable Car Classic

## Santa Fe (1-0)

F28, 1931	W	38-23	Houston
-----------	---	-------	---------

## Seton Hall (1-1)

D28, 1968	W	71-69	<sup>1</sup> Rochester
N30, 1984	L	66-69	<sup>1</sup> Worcester

### 1 Kodak Tournament

### 2 Holy Cross Classic

## Siena (1-1)

J13, 2001	L	52-76	Albany
D29, 2001	W	71-60	Houston

## South Alabama (2-2)

D29, 1975	L	64-112	<sup>1</sup> Mobile
N14, 2009	W	71-69	<sup>2</sup> Houston
D7, 2013	W	96-93 <sup>3ot</sup>	Houston
D22, 2015	L	67-74	Mobile

### 1 Senior Bowl Tournament

### 2 Basketball Travelers Invitational

# Game-By-Game Series

**USF (0-1)**

N30, 1997	L	46-49	<sup>1</sup> San Juan
-----------	---	-------	-----------------------

**1 Thanksgiving San Juan Shootout**
**Southeastern Louisiana (2-2)**

D29, 1984	W	64-61	Houston
N30, 1985	L	75-80	Hammond
D19, 1986	W	68-66	Houston
N12, 2013	L	62-63	Houston

**Southern (8-1)**

D8, 1987	L	86-107	Houston
D8, 1988	W	83-80	Houston
D20, 1993	W	84-75	Houston
J25, 1995	W	80-71	Baton Rouge
J29, 1996	W	78-70	Houston
D28, 1996	W	78-58	Baton Rouge
D20, 1998	W	73-50	Houston
N17, 2011	W	80-65	<sup>1</sup> Houston
N16, 2021	W	81-63	Houston

**1 South Padre Island Invitational**
**USC (2-5)**

D21, 1936	L	31-40	Houston
D22, 1936	L	39-67	Houston
D20, 1937	L	30-55	Houston
D21, 1937	L	37-43	Houston
D16, 1940	W	51-37	Houston
D17, 1940	W	43-41	Houston
D21, 1979	L	60-69	<sup>1</sup> Houston

**1 Bluebonnet Classic, The Summit**
**SMU (77-120)**

F18, 1918	L	23-32	Houston
F19, 1918	W	35-30	Houston
F17, 1919	L	17-27	Dallas
F18, 1919	L	20-32	Dallas
F24, 1919	L	24-40	Houston
F25, 1919	L	17-29	Houston
J26, 1920	W	24-23	Dallas
F10, 1921	W	27-20	Houston
F4, 1922	L	16-20	Dallas
F13, 1922	L	19-23	Dallas
J30, 1925	L	23-30	Dallas
F7, 1925	W	31-19	Houston
F20, 1926	L	9-29	Dallas
F26, 1926	L	9-23	Houston
J22, 1927	L	15-44	Dallas
F25, 1927	L	20-39	Houston
J14, 1928	L	20-33	Houston
F25, 1928	L	26-43	Dallas
F9, 1929	L	20-26	Houston
F18, 1929	L	28-29	Dallas
J11, 1930	L	40-41	Houston
J17, 1930	L	28-34	Dallas
J10, 1931	L	28-44	Dallas
F23, 1931	L	39-59	Houston
J18, 1932	W	24-19	Dallas
F17, 1932	W	28-22	Houston
J23, 1933	W	34-33	Dallas
F28, 1933	L	24-26	Houston
J13, 1934	W	37-25	Houston
F24, 1934	L	30-36	Dallas
J15, 1935	L	19-32	Dallas
F16, 1935	W	32-30	Houston
J20, 1936	W	42-26	Dallas
F29, 1936	L	34-43	Houston
F12, 1937	L	36-38	Dallas
F27, 1937	L	32-35	Houston
F12, 1938	L	23-42	Houston
F18, 1938	L	35-50	Dallas
J20, 1939	L	31-33	Dallas
F18, 1939	W	39-36	Houston
J13, 1940	W	36-34	Dallas
J22, 1940	W	52-33	Dallas

J21, 1941	L	36-43	Dallas
F18, 1941	W	63-38	Houston
J13, 1942	W	55-35	Dallas
F14, 1942	W	65-31	Dallas
F13, 1943	W	53-33	Houston
F20, 1943	W	50-39	Dallas
J8, 1944	W	54-34	Houston
J29, 1944	W	38-27	Dallas
J12, 1945	W	70-62	Houston
F10, 1945	W	72-53	Dallas
J5, 1946	W	49-29	Houston
J11, 1946	W	55-50	Dallas
F7, 1947	L	48-88	Dallas
F28, 1947	L	74-75	Houston
F7, 1948	L	54-65	Houston
F21, 1948	L	52-54	Dallas
F7, 1949	L	46-47	Houston
F10, 1949	W	62-50	Dallas
J7, 1950	L	61-63	Houston
F13, 1950	L	48-55	Dallas
J16, 1951	W	75-69	Houston
F24, 1951	L	46-58	Dallas
D28, 1951	W	52-47 <sup>ot</sup>	Houston
J5, 1952	L	53-57	Dallas
F19, 1952	W	72-57	Dallas
D30, 1952	L	62-71	<sup>1</sup> Dallas
J6, 1953	W	65-54	Houston
M3, 1953	L	64-68	Dallas
D29, 1953	W	80-79	<sup>1</sup> Dallas
J5, 1954	L	66-79	Dallas
M2, 1954	W	90-64	Houston
D29, 1954	L	63-88	<sup>1</sup> Dallas
J8, 1955	L	67-76	Dallas
F26, 1955	L	82-86 <sup>ot</sup>	Houston
D30, 1955	L	73-76 <sup>ot</sup>	<sup>1</sup> Dallas
J4, 1956	L	65-87	Dallas
F28, 1956	L	75-89	Houston
J15, 1957	L	57-59	Dallas
F23, 1957	L	72-75	Houston
J7, 1958	W	78-74	Houston
F18, 1958	L	59-70	Dallas
D29, 1958	W	81-79	<sup>1</sup> Dallas
F7, 1959	L	54-72	Dallas
F14, 1959	L	57-60	Houston
F9, 1960	L	58-75	Dallas
F16, 1960	L	58-75	Houston
F1, 1961	L	53-65	Dallas
F24, 1961	W	64-63	Houston
F3, 1962	W	61-53	Houston
F17, 1962	L	63-68	Dallas
F2, 1963	W	72-75	Houston
F16, 1963	L	79-89	Dallas
J11, 1964	L	72-92	Dallas
M5, 1964	W	97-90	Houston
J5, 1965	L	62-64	Houston
F23, 1965	L	80-100	Dallas
F5, 1966	L	89-112	Dallas
F11, 1966	L	79-99	Houston
J14, 1967	L	76-84	Dallas
F25, 1967	L	84-85	Houston
J9, 1968	W	73-71	Houston
F27, 1968	W	76-75	Dallas
J18, 1969	L	80-101	Houston
M4, 1969	W	96-90	Dallas
J24, 1970	W	77-75	Dallas
F10, 1970	W	66-63	Houston
J26, 1971	W	78-67	Houston
F23, 1971	L	87-95	Dallas
F8, 1972	L	65-74	Houston
F29, 1972	L	69-78	Dallas
J20, 1973	L	77-79	Dallas
F13, 1973	L	68-79	Houston
F2, 1974	W	72-69	Houston
F26, 1974	L	79-89	Dallas
F1, 1975	L	67-76	Dallas

M8, 1975	W	84-82 <sup>2ot</sup>	Houston
J28, 1976	L	67-85	Houston
F3, 1976	L	71-91	Dallas
J4, 1977	L	71-81	Dallas
J10, 1977	L	61-72	Houston
J9, 1978	L	65-80	Dallas
J30, 1978	L	73-76	Houston
J8, 1979	W	78-76	Houston
J29, 1979	L	67-80	Dallas
J22, 1980	L	83-85	Houston
F12, 1980	L	81-82 <sup>ot</sup>	Dallas
J24, 1981	W	60-59	Dallas
F17, 1981	W	70-62	Houston
J25, 1982	W	42-40	Houston
F16, 1982	W	70-48	Dallas
J10, 1983	L	52-57	Houston
F12, 1983	L	57-64	Dallas
J7, 1984	L	60-71	Dallas
F8, 1984	L	54-58	Houston
J2, 1985	L	57-66	Houston
F3, 1985	L	52-68	Dallas
J29, 1986	L	52-68	Houston
M1, 1986	L	42-48	Dallas
J24, 1987	L	43-63	Dallas
F25, 1987	L	79-95	Houston
J16, 1988	L	60-72	Houston
F17, 1988	L	68-86	Dallas
J19, 1989	L	57-67	Dallas
F18, 1989	W	67-65	Houston
J20, 1990	W	58-55 <sup>ot</sup>	Houston
F21, 1990	L	64-65	Dallas
J23, 1991	L	73-77	Dallas
F23, 1991	W	71-62	Houston
F1, 1992	W	66-56	Houston
M2, 1992	W	58-53 <sup>ot</sup>	Dallas
F6, 1993	L	77-78 <sup>ot</sup>	Dallas
F27, 1993	W	90-67	Houston
J11, 1994	W	71-61	Houston
F13, 1994	W	65-63	Dallas
J14, 1995	W	85-71	Dallas
F11, 1995	W	63-55	Houston
J17, 1996	W	69-51	Houston
F14, 1996	W	71-70	Dallas
F1, 1997	W	62-58	Houston
F27, 1997	L	53-59	Dallas
J31, 1998	L	67-91	Dallas
F26, 1998	L	67-69	Houston
J28, 1999	W	84-79 <sup>ot</sup>	Houston
F27, 1999	W	66-57	Dallas
J8, 2000	L	71-80	Dallas
F7, 2000	L	50-65	Houston
J18, 2001	L	54-72	Dallas
F5, 2001	L	56-66	Houston
J17, 2002	L	49-76	Dallas
F16, 2002	L	61-63	Houston
J23, 2003	L	83-89	Houston
F22, 2003	L	63-73	Dallas
J20, 2004	W	80-40	Houston
M6, 2004	W	71-66	Dallas
D30, 2004	W	66-64 <sup>ot</sup>	Houston
M5, 2005	W	80-75 <sup>2ot</sup>	Dallas
M10, 2005	W	63-47	<sup>2</sup> Reno
J21, 2006	L	69-80 <sup>ot</sup>	Dallas
M4, 2006	W	68-66	Houston
M8, 2006	L	59-61	<sup>3</sup> Memphis
F10, 2007	W	63-60	Dallas
F24, 2007	W	75-66	Houston
F9, 2008	L	53-68	Dallas
M8, 2008	L	58-61	<sup>4</sup> Katy
J14, 2009	W	69-57	Houston
F21, 2009	L	66-69	Dallas
J20, 2010	L	65-73	Houston
F17, 2010	L	57-67	Dallas
J29, 2011	L	68-75	Houston
F23, 2011	L	66-76 <sup>ot</sup>	Dallas

7  
4

# Game-By-Game Series

M9, 2011	W	58-57	<sup>3</sup> El Paso
J11, 2012	W	68-52	Dallas
F11, 2012	W	43-39	Houston
F9, 2013	L	39-61	Houston
F27, 2013	L	55-67	Dallas

- 1 SWC Preseason Tournament**
- 2 WAC Tournament**
- 3 Conference USA Tournament**
- 4 Leonard E. Merrell Center**

## Southern Miss (17-10)

N29, 1975	L	69-87	Hattiesburg
D4, 1976	W	80-77	Houston
J25, 2006	W	67-61	Hattiesburg
F2, 2007	W	70-55	Houston
J26, 2008	L	53-71	Hattiesburg
M12, 2008	L	50-59	<sup>1</sup> Memphis
F11, 2009	W	88-72	Houston
F13, 2010	L	50-66	Hattiesburg
J12, 2011	L	78-81 <sup>ot</sup>	Houston
F25, 2012	L	56-58	Hattiesburg
J9, 2013	L	52-75	Houston
J16, 2014	L	62-84	Hattiesburg
J22, 2015	W	58-56	Houston
F6, 2016	W	72-65	Houston
F25, 2016	W	76-74 <sup>ot</sup>	Hattiesburg
J21, 2017	W	61-58	Hattiesburg
F23, 2017	W	72-71 <sup>ot</sup>	Houston
M8, 2017	W	86-75	<sup>1</sup> Birmingham
J18, 2018	L	75-86	Hattiesburg
J3, 2019	W	73-65	Houston
J18, 2020	L	68-81	Hattiesburg
M4, 2020	W	72-57	Hattiesburg
F5, 2021	W	88-62	Houston
F6, 2021	W	76-68	Houston
M9, 2021	W	61-52	<sup>1</sup> Frisco
J29, 2022	W	76-62	Hattiesburg
F26, 2026	W	77-72 <sup>ot</sup>	Houston

- 1 Conference USA Tournament**

## Southern Utah (0-1)

M20, 2023	L	79-81	<sup>1</sup> Daytona Beach, Fla.
-----------	---	-------	----------------------------------

- 1 College Basketball Invitational**

## Southwestern (Kan.) (3-0)

D29, 1942	W	39-28	
N23, 1985	W	90-54	Houston
D30, 1986	W	98-55	Houston

## Southwestern (Texas) (12-0)

F4, 1915	W	18-8	Houston
F9, 1915	W	39-7	Houston
J15, 1916	W	40-8	Houston
J9, 1917	W	28-22	Houston
J10, 1917	W	33-12	Houston
J31, 1917	W	22-10	Houston
J18, 1918	W	33-14	Houston
J19, 1918	W	54-19	Houston
J24, 1919	W	22-15	
J25, 1919	W		
F7, 1981	W	67-53	Houston
D18, 1982	W	59-41	Houston

## Southwestern Oklahoma (0-1)

D26, 1943	L	33-34	
-----------	---	-------	--

## Stanford (0-8)

M20, 1942	L	47-53	<sup>1</sup> Kansas City	
D15, 1956	L	64-65	Palo Alto	
D6, 1979	L	51-78	Palo Alto	
N29, 1986	L	52-77	<sup>2</sup> Richmond	
N23, 1991	L	64-68	<sup>3</sup> Palo Alto	
N25, 1995	L	64-75	<sup>4</sup> Palo Alto	18
N24, 2002	L	62-79	Palo Alto	
N30, 2003	L	56-60	Houston	20

- 1 NCAA Western Regional**
- 2 Central Fidelity Classic**
- 3 Stanford/Apple Invitational**
- 4 Stanford/Fry's Invitational**

## Stephen F. Austin State (9-10)

1933-34	L	24-35	Nacogdoches
1933-34	W	45-30	Houston
1936	L	48-49	Houston
D12, 1938	L	24-31	Nacogdoches
D9, 1942	W	51-44	Houston
D10, 1942	W	46-35	Houston
D28, 1950	L	72-84	Nacogdoches
D30, 1950	W	76-41	Houston
N27, 1951	L	50-51	Nacogdoches
D15, 1951	L	66-71	Houston
1952	W	87-66	Nacogdoches
D7, 1953	W	78-56	Houston
F6, 1954	L	75-77	Nacogdoches
D1, 1998	W	82-68	Houston
D4, 1999	L	71-77	Nacogdoches
N28, 2000	W	82-57	Houston
N27, 2001	L	86-90 <sup>ot</sup>	Nacogdoches
D10, 2016	W	70-63	Houston
D9, 2017	L	62-81	Nacogdoches

## Stetson (2-0)

D29, 1997	W	75-55	Houston
D21, 2010	W	66-63	<sup>1</sup> Las Vegas

- 1 Las Vegas Holiday Hoops Classic**

## Sul Ross State (1-0)

J15, 1986	W	93-50	Houston
-----------	---	-------	---------

## Syracuse (0-1)

D22, 2005	L	72-88	Syracuse
-----------	---	-------	----------

## Tarleton State (3-0)

D12, 1973	W	72-71	Houston
F20, 1985	W	82-44	Houston
N25, 1985	W	83-49	Houston

## Temple (0-3)

D29, 1948	L	59-70	Philadelphia
D19, 2011	L	70-77	Houston
N17, 2012	L	63-77	Philadelphia

## Tennessee (3-1)

D22, 1951	W	64-60	Knoxville
D19, 1953	W	78-66	Knoxville
D3, 1962	L	52-75	Knoxville
D6, 1963	W	61-56	Houston

- 1 SWC Preseason Tournament**

## Texas (59-139)

F3, 1915	L	14-28	Houston
F11, 1916	L	27-37	Austin
F21, 1916	L	16-17	Houston
J29, 1917	L	18-30	Austin
J30, 1917	W	24-18	Houston
F9, 1917	L	24-26	Houston
F10, 1917	W	27-14	Houston
F1, 1918	L	16-28	Houston
F2, 1918	L	25-32	Houston
F25, 1918	W	40-36	Austin
F26, 1918	W	31-27	Austin
J31, 1919	L	22-23	Houston
F1, 1919	L	22-38	Houston
F14, 1919	L	25-28	Austin
F15, 1919	L	11-36	Austin
F11, 1920	L	12-20	Houston
F14, 1920	W	24-13	Austin
J28, 1921	L	9-32	Austin
J29, 1921	L	13-35	Austin
F23, 1921	L	31-35	Houston

F24, 1921	W	24-22	Houston
J27, 1922	L	13-33	Houston
J28, 1922	L	12-29	Houston
F24, 1922	L	8-21	Austin
F25, 1922	L	11-36	Austin
F9, 1923	L	17-36	Austin
F10, 1923	L	17-24	Austin
F23, 1923	W	29-21	Houston
F24, 1923	W	32-26	Houston
J18, 1924	L	14-33	Houston
J19, 1924	L	22-40	Houston
F8, 1924	L	10-39	Austin
F9, 1924	L	9-32	Austin
F14, 1925	L	16-20	Houston
F24, 1925	L	13-28	Austin
J16, 1926	W	22-17	Houston
F23, 1926	L	9-27	Austin
J17, 1927	L	19-28	Austin
F2, 1927	L	24-30	Houston
J21, 1928	L	27-37	Austin
F1, 1928	L	34-36	Houston
J28, 1929	L	25-55	Austin
F26, 1929	L	32-33	Houston
J7, 1930	L	24-39	Houston
F17, 1930	L	23-31	Austin
F14, 1931	W	50-42	Houston
F25, 1931	W	23-16	Austin
J23, 1932	L	19-26	Austin
F24, 1932	W	25-22	Houston
F14, 1933	L	24-33	Houston
F22, 1933	L	31-59	Austin
J20, 1934	L	38-40	Austin
F20, 1934	W	45-34	Houston
F9, 1935	W	43-35	Houston
M3, 1935	W	34-28	Austin
J8, 1936	L	32-41	Austin
F12, 1936	L	33-37	Houston
J16, 1937	W	28-20	Austin
F25, 1938	L	35-53	Austin
F8, 1938	W	42-41	Houston
J7, 1939	W	45-41	Houston
F25, 1939	L	41-50	Austin
J6, 1940	L	46-50	Houston
F27, 1940	W	42-41	Austin
J7, 1941	L	37-48	Austin
M1, 1941	W	73-64	Houston
J7, 1942	W	62-38	Houston
F28, 1942	W	61-41	Austin
J6, 1943	L	36-55	Austin
F9, 1943	W	50-39	Houston
F2, 1944	W	56-34	Houston
F16, 1944	W	62-43	Austin
J31, 1945	W	59-48	Austin
F14, 1945	W	74-45	Houston
D28, 1945	W	55-42	<sup>1</sup> Oklahoma City
F2, 1946	L	46-71	Austin
F13, 1946	L	48-50	Houston
J18, 1947	W	67-53	Houston
F22, 1947	L	60-67	Austin
J5, 1948	L	44-59	Houston
F16, 1948	W	54-47	Austin
J15, 1949	W	45-37	Austin
F23, 1949	W	65-49	Houston
J12, 1950	L	52-55	Austin
J6, 1951	L	54-56	Houston
F5, 1951	L	51-77	Austin
J15, 1952	L	53-60	Houston
F26, 1952	L	48-54	Austin
F7, 1953	L	46-58	Austin
F24, 1953	W	61-56	Houston
D30, 1953	W	65-58	<sup>2</sup> Houston
J15, 1954	L	66-74	Austin
F13, 1954	W	61-51	Houston
F27, 1954	W	70-62	<sup>3</sup> Houston
F28, 1954	W	72-71	<sup>3</sup> Austin

# Game-By-Game Series

J14, 1955	W	58-52	Austin		F28, 1990	L	84-86	Houston		D30, 2017	L	62-80	El Paso
F8, 1955	W	79-70	Houston		J12, 1991	L	79-92	Houston		M1, 2018	W	76-70	Houston
D29, 1955	W	80-72	<sup>2</sup> Houston		F12, 1991	L	64-65	Austin	24	J12, 2019	L	64-65	El Paso
J16, 1956	W	83-58	Houston		F4, 1992	L	87-88	Austin		F23, 2019	W	85-81 <sup>2ot</sup>	El Paso
F21, 1956	L	82-94	Austin		M5, 1992	W	103-97	Houston		J23, 2020	L	64-72	Houston
J11, 1957	W	76-66	Austin		J5, 1993	W	92-87	Austin		F22, 2020	L	62-68	El Paso
F16, 1957	W	79-63	Houston		J30, 1993	W	101-83	Houston		M7, 2020	L	72-77	Houston
F4, 1958	W	102-68	Houston		M12, 1993	L	76-81	<sup>4</sup> Dallas		J8, 2021	L	89-101	El Paso
F28, 1958	L	78-86	Austin		F1, 1994	L	70-85	Austin		J9, 2021	W	71-68	El Paso
D26, 1958	W	62-43	<sup>2</sup> Houston		M2, 1994	L	70-78	Houston		F5, 2022	L	70-72	Houston
J3, 1959	L	58-61	Houston		M11, 1994	L	89-101	<sup>4</sup> Dallas		M3, 2022	L	67-70	El Paso
M3, 1959	L	54-63	Austin		F4, 1995	L	56-88	Austin		D31, 2022	W	72-67 <sup>ot</sup>	El Paso
D28, 1959	L	53-79	<sup>2</sup> Houston		M5, 1995	L	74-108	<sup>5</sup> Houston		J14, 2023	W	83-82	Houston
J9, 1960	L	50-52	Austin		M10, 1995	L	75-78	<sup>4</sup> Dallas		<b>1 WAC Tournament</b>			
F29, 1960	L	62-86	Austin		J6, 1996	W	80-69	Austin		<b>2 Conference USA Tournament</b>			
F4, 1961	W	63-59	Houston		F7, 1996	L	64-79	Houston		<b>UT-Permian Basin (1-0)</b>			
F21, 1961	L	79-81	Austin		D5, 2005	L	85-58	<sup>6</sup> Houston	2	<hr/>			
J12, 1962	W	89-64	Houston		D8, 2007	L	54-80	<sup>6</sup> Houston	4	D2, 2006	W	80-46	Houston
F10, 1962	L	82-83	Austin		N30, 2008	L	56-77	Austin	6	<b>UTRGV (6-7)</b>			
J3, 1963	L	49-54	Austin		N29, 2009	L	59-77	Houston	3	<hr/>			
F26, 1963	L	59-77	Houston		N27, 2010	L	59-62	Houston	20	D10, 1973	W	80-71	Houston
F11, 1964	L	80-98	Houston		D31, 2011	L	59-73	Austin		D21, 1974	L	81-83	Edinburg
F25, 1964	L	83-93	Austin		D29, 2012	L	41-57	Austin		D20, 1975	L	87-107	Edinburg
F2, 1965	L	63-76	Austin		D30, 2013	L	44-66	Austin		D30, 1975	L	66-95	<sup>1</sup> Mobile
F13, 1965	L	72-75	Houston		D29, 2014	L	55-66	Austin	9	D16, 1978	L	72-75	<sup>2</sup> Houston
J4, 1966	L	85-94	Austin		D12, 2022	L	81-87 <sup>ot</sup>	Austin	7	N13, 1998	W	80-40	Houston
F22, 1966	L	82-91	Houston		<b>1 All-College Tournament</b>				J3, 2000	L	62-72	Edinburg	
F7, 1967	L	73-81	Austin		<b>2 SWC Preseason Tournament</b>				J10, 2001	W	75-71	Houston	
F14, 1967	L	76-81	Houston		<b>3 SWC Playoffs</b>				D27, 2001	L	64-81	Houston	
F3, 1968	L	64-68	Austin		<b>4 SWC Post-Season Classic</b>				J8, 2003	W	85-79	Edinburg	
F17, 1968	L	83-94	Houston		<b>5 The Summit</b>				D20, 2003	W	69-58	Houston	
F5, 1969	W	76-71	Houston		<b>6 Toyota Center</b>				D2, 2017	L	67-69	Houston	
F18, 1969	L	80-81	Austin		<b>UT-Arlington (2-4)</b>				D18, 2018	W	75-67	Edinburg	
J31, 1970	L	67-75	Austin		<hr/>				<b>1 Senior Bowl Tournament</b>				
F21, 1970	W	75-67	Houston		J13, 1971	W	93-63	Houston		<b>2 Bluebonnet Bowl Classic</b>			
F2, 1971	L	68-84	Austin		D13, 1975	W	78-69	Houston		<hr/>			
M6, 1971	L	88-94	Houston		J4, 1979	L	65-67	Houston		<b>UTSA (10-12)</b>			
J15, 1972	L	63-87	Austin		D3, 1979	L	80-81	Arlington		J12, 1982	W	83-51	Houston
F12, 1972	L	67-83	Houston		N29, 2015	L	74-92	Houston		M3, 1983	L	51-58	San Antonio
J30, 1973	L	73-88	Austin		N29, 2017	L	49-69	Arlington		D1, 1983	L	56-72	San Antonio
F24, 1973	L	68-75	Houston		<b>UTEP (16-30)</b>				D10, 1984	L	65-80	San Antonio	
J22, 1974	L	71-82	Houston		J16, 1997	W	74-60	Houston		D5, 1986	W	84-63	<sup>1</sup> Houston
F16, 1974	L	76-85	Houston		F15, 1997	L	78-83	El Paso		D4, 2008	L	75-78	Houston
F11, 1975	L	59-60	Austin		J29, 2000	L	70-92	El Paso		J30, 2014	L	76-89	San Antonio
F18, 1975	L	62-68	Houston		F24, 2000	W	62-59	Houston		J2, 2015	W	67-52	Houston
J24, 1976	L	56-74	Houston		F1, 2001	L	69-85	El Paso		M5, 2015	W	76-74	San Antonio
F21, 1976	L	70-90	Austin		F24, 2001	L	52-59	HoustonL		J3, 2016	L	80-85	San Antonio
J24, 1977	L	68-74	Houston	15	J12, 2002	W	73-59	Houston		F16, 2017	W	80-68	Houston
F22, 1977	L	51-90	Austin	14	F7, 2002	W	75-68	El Paso		D28, 2017	L	66-79	San Antonio
J17, 1978	L	64-78	Austin		J18, 2003	W	91-63	El Paso		M3, 2018	L	60-79	Houston
F7, 1978	L	86-102	Houston	12	F13, 2003	W	72-66	Houston		J10, 2019	L	79-95	San Antonio
J16, 1979	L	81-94	Houston		J10, 2004	W	84-68	Houston		J25, 2020	L	88-90	Houston
F6, 1979	L	52-95	Austin		F5, 2004	L	62-105	El Paso		J1, 2021	W	95-86	Houston
J28, 1980	L	76-87	Houston		J6, 2005	L	67-96	El Paso		J2, 2021	W	84-69	Houston
F22, 1980	L	56-76	Austin		F5, 2005	L	71-73	Houston		F3, 2022	W	91-78	Houston
J28, 1981	W	46-40 <sup>ot</sup>	Austin		M11, 2005	L	77-85	<sup>1</sup> Reno		M5, 2022	L	71-82	San Antonio
F28, 1981	L	80-90	Houston		F18, 2006	L	47-58	El Paso		J16, 2023	W	88-81 <sup>ot</sup>	San Antonio
M2, 1981	L	44-58	<sup>3</sup> Austin		J24, 2007	W	73-67	Houston		F16, 2023	L	79-84	Houston
F1, 1982	W	80-49	Houston	5	M7, 2007	W	77-74	<sup>2</sup> Memphis		M8, 2023	W	72-71	<sup>2</sup> Frisco
F27, 1982	W	60-59	Austin		J12, 2008	L	43-71	El Paso		<b>1 Rice Invitational</b>			
J19, 1983	L	45-47	Austin		F18, 2009	L	58-67	Houston		<b>2 Conference USA Championship</b>			
F19, 1983	W	71-56	Houston		F27, 2010	L	64-78	El Paso	25	<hr/>			
J14, 1984	W	63-49	Houston		J15, 2011	L	43-66	El Paso		<b>Texas A&amp;M (82-107)</b>			
F15, 1984	L	57-61	Austin		F5, 2011	L	53-59	Houston		F6, 1915	W	27-15	Houston
J9, 1985	L	53-65	Houston		F1, 2012	W	77-75	Houston		F12, 1916	L	20-25	College Station
F10, 1985	L	65-66	Austin		F29, 2012	W	68-61	El Paso		F18, 1916	W	16-9	Houston
J4, 1986	L	46-57	Houston		F6, 2013	L	53-65	El Paso		F19, 1916	W	24-22	Houston
F5, 1986	L	56-62	Austin		M2, 2013	L	56-67	Houston		J15, 1917	W	19-16	Houston
J3, 1987	L	52-72	Austin		F1, 2014	L	57-68	El Paso		J16, 1917	L	13-21	College Station
F1, 1987	L	69-70	Houston		J4, 2015	L	57-66	Houston		F26, 1917	L	23-24	Houston
J10, 1988	W	77-75	Austin		M7, 2015	L	65-68	El Paso		F27, 1917	L	20-27	College Station
F10, 1988	L	66-68	Houston		J1, 2016	L	60-61	El Paso		J24, 1918	W	18-14	College Station
J11, 1989	L	65-66	Houston		F18, 2017	L	71-79	Houston		J25, 1918	L	21-25	College Station
F11, 1989	L	74-116	Austin		M9, 2017	L	76-86	<sup>2</sup> Birmingham		M1, 1918	W	27-26	Houston
J27, 1990	L	84-97	Austin							M2, 1918	W	29-21	Houston







# Game-By-Game Series

J17, 1970	W	86-85	Houston	
F24, 1970	L	66-78	Lubbock	
F6, 1971	W	80-64	Houston	
M2, 1971	L	87-99	Lubbock	
J22, 1972	L	85-89	Houston	
F15, 1972	L	76-80	Lubbock	
J23, 1973	L	51-65	Lubbock	
F17, 1973	L	61-65	Houston	
J29, 1974	L	67-75	Houston	
F23, 1974	L	54-85	Lubbock	
F8, 1975	L	60-86	Houston	
F15, 1975	L	63-74	Lubbock	
J6, 1976	L	62-102	Houston	
J12, 1976	L	58-83	Lubbock	
F28, 1976	L	84-101	<sup>3</sup> Lubbock	
J8, 1977	L	58-83	Houston	
F5, 1977	L	65-84	Lubbock	
F26, 1977	L	74-93	<sup>3</sup> Lubbock	
J14, 1978	L	63-75	Houston	
F1, 1978	L	77-81	Lubbock	
J13, 1979	W	62-56	Lubbock	
F1, 1979	L	56-78	Houston	
F24, 1979	L	49-82	<sup>3</sup> Lubbock	
J15, 1980	L	59-62 <sup>ot</sup>	Lubbock	
F7, 1980	W	71-61	Houston	
J17, 1981	W	52-50	Houston	
F10, 1981	L	55-61	Lubbock	
J19, 1982	W	66-57	Lubbock	
F10, 1982	W	76-56	Houston	
M1, 1982	L	46-60	<sup>3</sup> Lubbock	
J22, 1983	L	50-54 <sup>ot</sup>	Lubbock	
F23, 1983	L	67-69 <sup>ot</sup>	Houston	
J18, 1984	L	68-76	Houston	
F18, 1984	L	71-74	Lubbock	
M9, 1984	W	53-48	<sup>4</sup> Houston	
J13, 1985	L	54-78	Lubbock	
F13, 1985	L	60-61	Houston	
J8, 1986	L	50-51	Houston	
F8, 1986	W	52-50	Lubbock	
J7, 1987	L	47-65	Lubbock	
F4, 1987	L	63-79	Houston	
J6, 1988	L	66-74	Lubbock	
F7, 1988	W	63-61	Houston	
J7, 1989	W	79-74 <sup>ot</sup>	Houston	
F8, 1989	L	61-77	Lubbock	
J10, 1990	W	74-71	Lubbock	
F10, 1990	W	75-56	Houston	
J16, 1991	W	70-58	Houston	
F16, 1991	W	75-72	Lubbock	
J22, 1992	W	84-69	Lubbock	
F22, 1992	L	98-105	Houston	
M13, 1992	L	62-65	<sup>5</sup> Dallas	
J20, 1993	W	67-59	Houston	
F20, 1993	W	86-79	Lubbock	
J29, 1994	L	72-91	Lubbock	
F26, 1994	L	62-76	Houston	
F1, 1995	L	63-66	<sup>6</sup> Houston	
F26, 1995	L	63-73	Lubbock	
F3, 1996	L	57-79	Houston	15
M2, 1996	L	70-84	Lubbock	9
M8, 1996	L	53-68	<sup>5</sup> Dallas	7
D3, 2016	L	84-85	Lubbock	
D16, 2017	L	53-73	Lubbock	25

- 1 All-College Tournament
- 2 SWC Preseason Tournament, Autry Court
- 3 SWC Playoff
- 4 SWC Post-Season Classic, The Summit
- 5 SWC Post-Season Classic
- 6 The Summit

## Texas Wesleyan (3-1)

J10, 1981	W	82-61	Houston
N28, 1981	W	97-50	Houston
N26, 1982	L	44-56	Houston
F5, 1991	W	80-66	Houston

## Trinity (9-3)

D1, 1956	W	85-55	San Antonio
F1, 1958	W	77-51	Houston
D1, 1959	L	72-74	San Antonio
D3, 1960	W	71-67	Houston
D23, 1961	W	79-77	San Antonio
J26, 1963	W	104-75	Houston
J25, 1964	W	94-74	San Antonio
J30, 1965	W	101-89	Houston
D8, 1965	L	80-81	San Antonio
D1, 1966	W	85-73	Houston
D9, 1967	L	79-103	San Antonio
J12, 1987	W	94-42	Houston

## Tulane (26-27)

F7, 1916	W	33-18	Houston
F8, 1916	W	42-18	Houston
F25, 1916	W	27-25	New Orleans
F26, 1916	W	29-13	New Orleans
D10, 1938	W	40-18	Houston
D28, 1946	L	57-60	<sup>1</sup> Oklahoma City
D4, 1948	L	66-55	New Orleans
D9, 1949	L	58-65	New Orleans
D9, 1950	W	70-66	Houston
D4, 1951	L	64-67	New Orleans
D18, 1952	W	62-56	Houston
D14, 1953	W	56-49	New Orleans
D13, 1954	L	63-68	New Orleans
D10, 1955	W	83-53	Houston
D15, 1958	W	60-51	New Orleans
D14, 1959	W	93-79	Houston
D12, 1960	L	83-84 <sup>ot</sup>	New Orleans
D11, 1961	W	69-65	Houston
D10, 1962	L	78-82	New Orleans
D9, 1963	W	90-62	Houston
D11, 1967	W	88-81	Houston
D9, 1968	L	88-108	New Orleans
J12, 1970	W	83-80	New Orleans
J11, 1971	W	85-66	Houston
D1, 1975	L	63-96	New Orleans
D1, 1976	W	85-61	Houston
D10, 1979	L	53-56	New Orleans
D2, 1980	L	62-78	Houston
D1, 1981	L	60-69	New Orleans
D2, 1982	W	32-30	Houston
N29, 1983	L	56-69	New Orleans
D8, 1984	W	58-55	Houston
N27, 1989	W	91-64	Houston
N23, 1990	L	74-76	New Orleans
N22, 2002	W	72-58	Houston
D6, 2003	L	67-73	New Orleans
J14, 2006	W	60-57	New Orleans
J28, 2006	L	53-70	Houston
J10, 2007	W	75-70 <sup>ot</sup>	Houston
J27, 2007	L	55-75	New Orleans
J19, 2008	L	56-61	New Orleans
F2, 2008	L	77-84	<sup>2</sup> Katy
J10, 2009	L	54-65	New Orleans
J28, 2009	L	59-61	Houston
J13, 2010	L	58-72	New Orleans
F3, 2010	L	74-79 <sup>ot</sup>	Houston
J5, 2011	L	81-85	Houston
F2, 2011	W	71-61	New Orleans
J14, 2012	W	50-49	New Orleans
J28, 2012	W	88-74	Houston
J26, 2013	L	66-73	New Orleans
F23, 2013	L	64-89	Houston
J18, 2014	L	41-58	New Orleans

- 1 All-College Tournament
- 2 Leonard E. Merrell Center

## Tulsa (6-28)

J13, 1997	L	33-65	Tulsa
F6, 1997	W	75-58	Houston
J11, 1998	W	76-63	Houston

F5, 1998	L	62-75	Tulsa
J23, 1999	L	50-65	Houston
F20, 1999	L	47-77	Tulsa
J16, 2000	L	49-67	Houston
F14, 2000	L	33-75	Tulsa
M9, 2000	L	51-71	<sup>1</sup> Fresno
F8, 2001	L	55-79	Tulsa
F22, 2001	W	59-56	Houston
J28, 2002	L	60-79	Tulsa
F28, 2002	L	62-67	Houston
J11, 2003	L	77-94	Houston
F8, 2003	L	56-79	Tulsa
J17, 2004	L	68-74	Tulsa
F14, 2004	W	111-103 <sup>2ot</sup>	Houston
J15, 2005	W	82-70	Houston
F12, 2005	W	71-64 <sup>ot</sup>	Tulsa
F11, 2006	L	73-80 <sup>ot</sup>	Tulsa
M3, 2007	L	65-73	Houston
F20, 2008	L	37-68	Tulsa
M7, 2009	L	50-60	Houston
M12, 2009	L	51-73	<sup>2</sup> Memphis
J23, 2010	L	58-62	Tulsa
M10, 2010	L	62-73	<sup>2</sup> Tulsa (BOK Center)
J8, 2011	L	64-75	Tulsa
M2, 2011	L	57-67	Houston
M10, 2011	L	72-81	<sup>2</sup> El Paso
J21, 2012	L	46-70	Houston
F18, 2012	L	50-69	Tulsa
J12, 2013	L	51-64	Tulsa
M9, 2013	L	71-77	Houston
F8, 2014	L	56-66	Tulsa

- 1 WAC Tournament
- 2 Conference USA Tournament

## U.S. International (0-1)

D5, 1987	L	81-82	<sup>1</sup> Akron
----------	---	-------	--------------------

- 1 McDonald's-Zips Classic

## Utah (1-6)

D21, 1963	L	72-79	Salt Lake City
J25, 1997	L	58-78	Salt Lake City
F24, 1997	L	66-75	Houston
J3, 1998	L	65-73	Salt Lake City
F7, 1998	L	49-60	Houston
D3, 2005	W	96-94 <sup>3ot</sup>	Houston
N25, 2006	L	64-80	Salt Lake City

## Utah Valley (0-1)

M20, 2017	L	79-85	<sup>1</sup> Houston
-----------	---	-------	----------------------

- 1 College Basketball Invitational

## Vanderbilt (3-15)

D20, 1951	L	65-56	Nashville
D21, 1953	W	79-60	Nashville
D10, 1959	L	72-82	Houston
D17, 1960	L	44-70	Nashville
D19, 1961	W	71-64	Houston
D4, 1962	L	68-80	Nashville
D2, 1963	L	68-82	Houston
D3, 1964	L	49-78	Nashville
D20, 1968	L	77-85	<sup>2</sup> Nashville
D30, 1971	L	87-105	Nashville
D1, 1973	L	80-89	Houston
D10, 1977	L	69-87	Houston
D23, 1978	L	59-88	Nashville
N30, 1979	L	75-94	Nashville
D29, 1990	L	68-75	<sup>3</sup> Nashville
D9, 1995	W	78-77	Nashville
J2, 2007	L	69-74	Houston
J3, 2008	L	58-76	Nashville

- 1 SWC Tournament
- 2 Vanderbilt Invitational
- 3 Music City Invitational

# Game-By-Game Series

## Virginia (0-2)

D4, 1993	L	51-59	Charlottesville	12
D10, 1994	L	50-67	<sup>1</sup> Houston	20

### 1 The Summit

## VMI (1-0)

D20, 1972	W	72-56	Houston
-----------	---	-------	---------

## Virginia Tech (1-0)

D28, 1962	W	69-67	<sup>1</sup> Jacksonville
-----------	---	-------	---------------------------

### 1 Gator Bowl Tournament

## Wagner (1-0)

D30, 1980	W	63-44	<sup>1</sup> Birmingham
-----------	---	-------	-------------------------

### 1 UAB Classic

## Wake Forest (0-2)

D4, 1971	W	62-100	Winston-Salem
N30, 1973	W	75-70	Houston

## Washington (1-1)

D29, 1977	W	57-70	<sup>1</sup> Portland
D5, 1992	W	68-60	<sup>2</sup> Seattle

### 1 Far West Classic

### 2 U.S. West Cellular Air Time Tournament

## Washington State (1-1)

N23, 2004	W	64-49	<sup>1</sup> Fairbanks
N28, 2014	L	74-76	<sup>2</sup> Anchorage

### 1 BP Top of the World Classic

### 2 Great Alaska Shootout

## Wayland Baptist (4-0)

N30, 1974	W	81-62	Houston
N29, 1976	W	81-62	Houston
D9, 1978	W	99-67	Houston
N10, 2019	W	65-40	Houston

## Weber State (0-1)

D4, 1998	W	68-72 <sup>2ot</sup>	<sup>1</sup> San Francisco
----------	---	----------------------	----------------------------

### 1 Northwestern Mutual Classic

## West Texas A&M (1-0)

D27, 1944	W	60-44	<sup>1</sup> Oklahoma City
-----------	---	-------	----------------------------

### 1 All-College Tournament

## West Virginia (0-1)

N29, 1997	W	61-78	<sup>1</sup> San Juan
-----------	---	-------	-----------------------

### 1 Thanksgiving San Juan Shootout

## Western Carolina (1-0)

D29, 2006	W	67-62	<sup>1</sup> Moraga
-----------	---	-------	---------------------

### 1 Saint Mary's College Classic

## WKU (4-8)

D6, 1980	L	63-76	Houston
F7, 2015	W	72-68	Bowling Green
J14, 2016	W	83-73	Houston
M4, 2017	L	72-79	Bowling Green
F17, 2018	L	66-85	Houston
F7, 2019	L	85-92 <sup>2ot</sup>	Houston
J4, 2020	L	61-68	Bowling Green
F12, 2021	L	71-77	Bowling Green
F13, 2021	L	66-89	Bowling Green
J13, 2022	L	66-80	Bowling Green
D29, 2022	W	81-78	Bowling Green
F18, 2023	W	83-77	Houston

## Western Michigan (1-0)

N19, 2022	W	96-88	<sup>1</sup> Houston
-----------	---	-------	----------------------

### 1 Owl Invitational

## Wichita State (1-1)

D28, 1949	W	72-66	Houston
N25, 2018	L	61-90	Wichita

## William & Mary (2-1)

J6, 1971	W	77-74	Williamsburg
D22, 1971	W	88-76	Houston
N22, 2014	L	65-69	Houston

## Wisconsin (2-1)

D16, 1957	L	62-67	Madison
D6, 1958	W	78-37	Houston
M17, 1993	W	77-73	<sup>1</sup> Madison

### 1 56<sup>th</sup> National Invitation Tournament

## Wisconsin-Oshkosh (1-0)

J2, 1988	W	89-69	Houston
----------	---	-------	---------

## Wisconsin-Platteville (1-0)

D4, 1989	W	64-60	Houston
----------	---	-------	---------

## Wright State (2-0)

J4, 1975	W	92-83	Houston
F4, 1980	W	84-78	Houston

## Wyoming (1-3)

D23, 1947	L	48-50	Laramie
D31, 1947	L	43-56	<sup>1</sup> Oklahoma City
J7, 1999	W	77-52	Houston
F6, 1999	L	63-70	Laramie

### 1 All-College Tournament

## Xavier (0-2)

D17, 1977	L	58-65	<sup>1</sup> Houston
D18, 1992	L	60-75	<sup>2</sup> Tokyo

### 1 Bluebonnet Classic, Hofheinz Pavilion

### 2 NCAA Ball

## Yale (3-1)

D21, 1970	W	91-71	Houston
D30, 1972	W	72-70	<sup>1</sup> Milwaukee
N24, 1995	W	80-58	<sup>2</sup> Palo Alto
J2, 2005	L	67-70	Houston

### 1 Milwaukee Classic

### 2 Stanford Invitational

*Opponent's AP ranking at time of game indicated in right column.*

# Coaching Records

Year	Coach	Overall			Conference		
		W	L	Pct.	W	L	Pct.
1914-15	Robert Cummings	8	1	.887	5	1	.833
1915-16	Robert Cummings	12	5	.706	5	3	.625
1916-17	Robert Cummings	10	5	.667			
<b>Cummings' Career Record (3 Years)</b>		<b>30</b>	<b>11</b>	<b>.732</b>	<b>10</b>	<b>4</b>	<b>.714</b>
1917-18	Wilbur Tisdale	10	4	.714	7	3	.700
1918-19	Wilbur Tisdale	4	10	.286	2	8	.200
<b>Tisdale's Career Record (2 Years)</b>		<b>14</b>	<b>14</b>	<b>.500</b>	<b>9</b>	<b>11</b>	<b>.450</b>
1919-20	Leslie Mann	6	6	.500	2	5	.286
<b>Mann's Career Record (1 Year)</b>		<b>6</b>	<b>6</b>	<b>.500</b>	<b>2</b>	<b>5</b>	<b>.286</b>
1920-21	Pete Cawthon	5	10	.333	4	9	.308
<b>Cawthon's Career Record (1 Year)</b>		<b>5</b>	<b>10</b>	<b>.333</b>	<b>4</b>	<b>9</b>	<b>.308</b>
1921-22	Howard F. Yerges	2	12	.143	1	1	.500
<b>Yerges' Career Record (1 Year)</b>		<b>2</b>	<b>12</b>	<b>.143</b>	<b>1</b>	<b>1</b>	<b>.500</b>
1922-23	Phil Arbuckle	10	9	.526	7	8	.467
<b>Arbuckle's Career Record (1 Year)</b>		<b>10</b>	<b>9</b>	<b>.526</b>	<b>7</b>	<b>8</b>	<b>.467</b>
1923-24	Franklyn Ashcraft	3	17	.150			
1924-25	John P. Nicholson	2	12	.143			
<b>Nicholson's Career Record (1 Year)</b>		<b>2</b>	<b>12</b>	<b>.143</b>			
1925-26	Franklyn Ashcraft	1	13	.071			
1926-27	Franklyn Ashcraft	0	9	.000			
<b>Ashcraft's Career Record (3 Years)</b>		<b>4</b>	<b>39</b>	<b>.093</b>			
1927-28	Russell Daugherty	3	9	.250			
1928-29	Russell Daugherty	2	10	.167			
1929-30	Russell Daugherty	7	9	.438	4	8	.333
1930-31	Russell Daugherty	8	9	.471	4	8	.333
1931-32	Russell Daugherty	5	9	.357	4	8	.333
<b>Daugherty's Career Record (5 Years)</b>		<b>25</b>	<b>46</b>	<b>.352</b>	<b>12</b>	<b>24</b>	<b>.333</b>
1932-33	Jimmy Kitts	8	9	.471	2	10	.167
1933-34	Jimmy Kitts	6	6	.500	6	6	.500
1934-35	Jimmy Kitts	20	3	.870	9	3	.750
1935-36	Jimmy Kitts	12	10	.545	8	4	.667
1936-37	Jimmy Kitts	6	10	.375	7	5	.583
1937-38	Jimmy Kitts	6	17	.261	2	10	.167
<b>Kitts' Career Record (6 Years)</b>		<b>58</b>	<b>55</b>	<b>.513</b>	<b>34</b>	<b>38</b>	<b>.472</b>
1938-39	Buster Brannon	10	11	.476	6	6	.500
1939-40	Buster Brannon	25	4	.862	10	2	.833
1940-41	Buster Brannon	18	6	.750	8	4	.667
1941-42	Buster Brannon	22	5	.815	10	2	.833
1942-43	Joe Davis	17	9	.654	9	3	.750
1943-44	Joe Davis	15	5	.750	11	1	.917
1944-45	Joe Davis	20	1	.952	12	0	1.000
1945-46	Buster Brannon	10	11	.476	5	7	.417
<b>Brannon's Career Record (5 Years)</b>		<b>85</b>	<b>37</b>	<b>.743</b>	<b>39</b>	<b>21</b>	<b>.650</b>
1946-47	Joe Davis	8	16	.333	3	9	.250
1947-48	Joe Davis	10	14	.417	6	6	.500
1948-49	Joe Davis	13	11	.542	9	3	.750
<b>Davis' Career Record (6 Years)</b>		<b>83</b>	<b>56</b>	<b>.597</b>	<b>50</b>	<b>22</b>	<b>.694</b>
1949-50	Don Suman	8	15	.348	2	10	.167
1950-51	Don Suman	8	15	.348	2	10	.167
1951-52	Don Suman	9	15	.375	4	8	.333
1952-53	Don Suman	16	6	.727	8	4	.667
1953-54	Don Suman	23	5	.821	9	3	.750
1954-55	Don Suman	10	13	.434	6	6	.500
1955-56	Don Suman	19	5	.791	8	4	.667
1956-57	Don Suman	16	8	.667	8	4	.667
1957-58	Don Suman	13	11	.542	7	7	.500
1958-59	Don Suman	11	13	.458	5	9	.357
<b>Suman's Career Record (10 Years)</b>		<b>133</b>	<b>106</b>	<b>.556</b>	<b>59</b>	<b>65</b>	<b>.476</b>

Year	Coach	Overall			Conference		
		W	L	Pct.	W	L	Pct.
1959-60	John Frankie	4	20	.167	1	13	.071
1960-61	John Frankie	11	12	.478	7	7	.500
1961-62	John Frankie	12	11	.522	7	7	.500
1962-63	John Frankie	12	11	.522	9	5	.643
<b>Frankie's Career Record (4 Years)</b>		<b>39</b>	<b>54</b>	<b>.433</b>	<b>24</b>	<b>32</b>	<b>.429</b>
1963-64	George Carlisle	15	9	.625	8	6	.571
1964-65	George Carlisle	2	22	.083	1	13	.071
1965-66	George Carlisle	1	22	.043	1	13	.071
<b>Carlisle's Career Record (3 Years)</b>		<b>18</b>	<b>53</b>	<b>.254</b>	<b>10</b>	<b>32</b>	<b>.238</b>
1966-67	Don Knodel	7	17	.292	4	10	.286
1967-68	Don Knodel	8	16	.333	6	8	.429
1968-69	Don Knodel	10	14	.417	6	8	.429
1969-70	Don Knodel	14	11	.560	10	4	.714
1970-71	Don Knodel	14	12	.538	6	8	.429
1971-72	Don Knodel	6	20	.231	1	13	.071
1972-73	Don Knodel	7	19	.269	2	12	.143
1973-74	Don Knodel	10	18	.357	5	9	.357
<b>Knodel's Career Record (8 Years)</b>		<b>76</b>	<b>127</b>	<b>.374</b>	<b>40</b>	<b>72</b>	<b>.357</b>
1974-75	Bob Polk	5	21	.192	2	12	.143
1975-76	Bob Polk	3	24	.111	1	15	.063
1976-77	Bob Polk	9	18	.333	3	13	.188
<b>Polk's Career Record (4 Years)</b>		<b>17</b>	<b>63</b>	<b>.213</b>	<b>6</b>	<b>40</b>	<b>.130</b>
1977-78	Mike Schuler	4	22	.154	2	14	.125
1978-79	Mike Schuler	7	20	.259	4	12	.250
1979-80	Mike Schuler	7	19	.270	4	12	.250
1980-81	Mike Schuler	12	15	.444	7	9	.438
<b>Schuler's Career Record (4 Years)</b>		<b>30</b>	<b>76</b>	<b>.283</b>	<b>17</b>	<b>47</b>	<b>.266</b>
1981-82	Tommy Suits	15	15	.500	6	10	.375
1982-83	Tommy Suits	8	20	.286	2	14	.125
1983-84	Tommy Suits	13	17	.433	6	10	.375
1984-85	Tommy Suits	11	16	.407	3	13	.188
1985-86	Tommy Suits	9	19	.321	2	14	.125
1986-87	Tommy Suits	7	12	.296	1	7	.125
<b>Suits' Career Record (6 Years)</b>		<b>63</b>	<b>99</b>	<b>.388</b>	<b>20</b>	<b>68</b>	<b>.227</b>
1986-87	Greg Walcavich (Interim)	1	7	.125	1	7	.125
<b>Walcavich's Career Record (8 Games)</b>		<b>1</b>	<b>7</b>	<b>.125</b>	<b>1</b>	<b>7</b>	<b>.125</b>
1987-88	Scott Thompson	6	21	.222	3	13	.188
1988-89	Scott Thompson	12	16	.429	6	10	.375
1989-90	Scott Thompson	11	17	.393	5	11	.313
1990-91	Scott Thompson	16	14	.533	9	7	.563
1991-92	Scott Thompson	20	11	.645	8	6	.571
<b>Thompson's Career Record (5 Years)</b>		<b>65</b>	<b>79</b>	<b>.451</b>	<b>31</b>	<b>47</b>	<b>.397</b>
1992-93	Willis Wilson	18	10	.643	11	3	.786
1993-94	Willis Wilson	15	14	.517	6	8	.429
1994-95	Willis Wilson	15	13	.536	8	6	.571
1995-96	Willis Wilson	14	14	.500	5	9	.357
1996-97	Willis Wilson	12	15	.444	6	10	.375
1997-98	Willis Wilson	6	22	.214	3	11	.214
1998-99	Willis Wilson	19	9	.679	8	6	.571
1999-00	Willis Wilson	5	22	.185	1	13	.071
2000-01	Willis Wilson	14	16	.467	5	11	.313
2001-02	Willis Wilson	10	19	.345	5	13	.278
2002-03	Willis Wilson	19	10	.655	11	7	.611
2003-04	Willis Wilson	22	11	.667	12	6	.667
2004-05	Willis Wilson	19	12	.613	12	6	.667
2005-06	Willis Wilson	12	16	.429	6	8	.429
2006-07	Willis Wilson	16	16	.500	8	8	.500
2007-08	Willis Wilson	3	27	.100	0	16	.000
<b>Wilson's Career Record (16 Years)</b>		<b>219</b>	<b>246</b>	<b>.471</b>	<b>107</b>	<b>141</b>	<b>.431</b>

# Coaching Records

Year	Coach	Overall			Conference		
		W	L	Pct.	W	L	Pct.
2008-09	Ben Braun	10	22	.313	4	12	.250
2009-10	Ben Braun	8	23	.258	1	15	.063
2010-11	Ben Braun	14	18	.438	5	11	.313
2011-12	Ben Braun	19	16	.543	8	8	.500
2012-13	Ben Braun	5	26	.161	1	15	.063
2013-14	Ben Braun	7	23	.233	2	14	.125
<b>Braun's Career Record (6 Years)</b>		<b>63</b>	<b>128</b>	<b>.330</b>	<b>21</b>	<b>75</b>	<b>.219</b>
2014-15	Mike Rhoades	12	20	.375	8	10	.444
2015-16	Mike Rhoades	12	20	.375	7	11	.389
2016-17	Mike Rhoades	23	12	.657	11	7	.611
<b>Rhoades' Career Record (3 Years)</b>		<b>47</b>	<b>52</b>	<b>.475</b>	<b>26</b>	<b>28</b>	<b>.481</b>
2017-18	Scott Pera	7	24	.226	4	14	.222
2018-19	Scott Pera	13	19	.406	8	10	.444
2019-20	Scott Pera	15	17	.469	7	11	.389
2020-21	Scott Pera	15	13	.536	6	10	.375
2021-22	Scott Pera	16	17	.485	7	11	.389
2022-23	Scott Pera	19	16	.543	8	12	.400
<b>Pera's Career Record (6 Years)</b>		<b>85</b>	<b>106</b>	<b>.450</b>	<b>40</b>	<b>68</b>	<b>.370</b>
<b>105 Total Seasons</b>		<b>1179</b>	<b>1504</b>	<b>.439</b>	<b>581</b>	<b>936</b>	<b>.383</b>

# In-Season Tournament Results

## 1935-36 Madison Square Garden Tournament

F19	Long Island U.	L	45-29
F21	Duquesne	L	43-39

## 1937-38 All-College Tournament, Oklahoma City

D29	Baylor	W	44-30
D30	Central Missouri State	L	35-28

## 1942-43 All-College Tournament

D30	Baylor	W	42-26
-----	--------	---	-------

## 1943-44 All-College Tournament

D28	Texas Tech	W	60-37
-----	------------	---	-------

## 1944-45 All-College Tournament

D27	West Texas State	W	60-44
D28	Oklahoma State	L	42-28
D29	Oklahoma	W	43-28

## 1945-46 All-College Tournament

D27	Kansas	L	42-34
D28	Texas	W	55-42
D28	Pepperdine	L	48-35

## 1946-47 Houston Tournament

D9	Loyola (La.)	W	55-53
D14	DePaul	L	48-44
D16	Marquette	W	45-38

### All-College Tournament

D26	Oklahoma State	L	61-39
D27	Missouri	L	57-53
D28	Tulane	L	60-57

## 1947-48 All-College Tournament

D29	Alabama	L	45-42
D30	Georgia Tech	W	43-42
D31	Wyoming	L	56-43

## 1951-52 SWC Tournament, Dallas

D26	TCU	L	60-57
D27	Baylor	W	76-64
D28	SMU	W	52-47 ot

## 1952-53 SWC Tournament, Dallas

D26	TCU	W	68-49
D29	Baylor	W	65-56
D30	SMU	L	71-62

## 1953-54 SWC Tournament, Houston

### CHAMPION

D28	Texas A&M	W	55-43
D29	SMU	W	80-79
D30	Texas	W	65-58

## 1954-55 SWC Tournament, Autry Court

D27	Arkansas	L	73-66
D28	Baylor	W	67-64
D29	SMU	L	88-63

## 1955-56 SWC Tournament, Autry Court

D28	Texas A&M	W	101-81
D29	Texas	W	80-72
D30	SMU	L	76-73 ot

## 1956-57 SWC Tournament, Autry Court

D27	Baylor	W	71-55
D28	Arkansas	L	81-70
D29	Texas A&M	W	66-44

## 1957-58 SWC Tournament, Autry Court

D26	Baylor	W	62-52
D27	Arkansas	W	50-49
D28	TCU	L	57-55

## 1958-59 SWC Tournament, Autry Court

D26	Texas	W	62-43
D27	Texas A&M	L	60-59
D29	SMU	W	81-79

## 1959-60 SWC Tournament, Autry Court

D28	Texas	L	79-53
D29	TCU	L	83-72
D30	Texas Tech	L	79-67

## 1962-63 Gator Bowl Tournament Jacksonville, Fla.

D26	Florida	L	67-57
D28	Virginia Tech	W	69-67

## 1964-65 Bluebonnet Classic

D17	Auburn	L	94-71
D22	Missouri	L	81-72

### All-College Tournament

D28	Oklahoma City	L	93-63
D29	Florida State	L	81-56
D30	LSU	L	79-63

## 1965-66 Bluebonnet Classic

D15	Texas A&M	L	89-81
D16	LSU	L	85-80

### Arkansas State Tournament

#### Jonesboro, Ark.

D29	Arkansas State	L	92-75
D30	Rutgers	L	101-84

## 1966-67 Bluebonnet Classic

D14	Idaho State	L	87-87
D15	Centenary	L	66-65

### Poinsetta Classic, Greenville, S.C.

D29	Furman	L	81-79
D30	LSU	W	88-69

## 1967-68 Charlotte Invitational, Charlotte, N.C.

D18	Miami (Ohio)	L	70-66
D19	Davidson	L	90-68

## 1968-69 Vanderbilt Invitational, Nashville, Tenn.

D20	Vanderbilt	L	85-77
D21	North Carolina State	L	69-58

### Kodak Tournament, Rochester, N.Y.

D27	Rochester	L	73-67
D28	Seton Hall	W	71-69

## 1969-70 All-College Tournament

D26	Niagara	L	101-95
D28	St. Francis (Pa.)	W	57-52
D29	Northern Arizona	L	77-70

## 1971-72 Old Dominion Classic, Norfolk, Va.

D28	Old Dominion	L	114-86
D29	BYU	L	96-73

## 1972-73 Milwaukee Classic, Milwaukee, Wis.

D29	Marquette	L	71-40
D30	Yale	W	72-70

### Presidential Classic, Washington, D.C.

J5	American	L	80-61
J6	The Citadel	W	82-64

## 1974-75 Pacemaker Classic, Monroe, La.

D27	Louisiana-Monroe	L	86-71
D28	Louisiana Tech	L	86-82 ot

## 1975-76 Senior Bowl Tournament, Mobile, Ala.

D29	South Alabama	L	112-64
D30	UT-Pan American	L	107-87

## 1977-78 Bluebonnet Classic, Hofheinz Pavilion

D16	North Texas	L	80-66
D17	Xavier (Ohio)	L	68-58

### Far West Classic, Portland, Ore.

D28	Oregon State	L	75-58
D29	Washington	L	70-57
D30	Oregon	L	74-71

## 1978-79 Bluebonnet Bowl Classic, The Summit

D15	Louisiana-Lafayette	L	76-70
D16	UT-Pan American	L	75-72

## 1979-78 Bluebonnet Bowl Classic

D21	Southern Cal	L	69-60
D22	Niagara	W	70-69

## 1980-81 Clemson IPTAY Classic, Clemson, S.C.

N28	Fairfield	L	79-72
N29	Cornell	W	69-51

### UAB Classic, Birmingham, Ala.

D29	UAB	L	78-60
D30	Wagner	W	63-44

## 1981-82 Golden Gate Classic, San Francisco

D18	San Francisco	L	85-69
D19	LaSalle	L	64-58

### Rainbow Classic

### CHAMPION

D29	San Francisco	W	78-66
D30	North Carolina State	W	71-47

## 1982-83 Dayton Invitational, Dayton, Ohio

D28	Dayton	L	68-55
D29	Dartmouth	W	47-46

## 1983-84 Krystal Classic, Chattanooga, Tenn.

D29	Tennessee-Chattanooga	L	67-61
D30	Mississippi	L	87-61

## 1984-85 Holy Cross Classic, Worcester, Mass.

N30	Seton Hall	L	69-66
D1	Holy Cross	W	62-60

## 1985-86 Music City Invitational, Nashville, Tenn.

D27	Iowa State	L	94-60
D28	Davidson	L	70-47

## 1986-87 Central Fidelity Classic, Richmond, Va.

N28	Richmond	L	73-66
N29	Stanford	L	77-52

### Rice Invitational, Autry Court

### CHAMPION

D5	UT-San Antonio	W	84-63
D6	Northwestern State	W	48-45

## 1987-88 McDonald's-Zip Classic, Akron, Ohio

D4	Akron	L	72-67
D5	U.S. International	L	82-81

## 1988-89 First Bank Milwaukee Classic

D2	Marquette	L	76-60
D3	Maine	W	75-58

## 1989-90 UAB Classic, Birmingham, Ala.

D28	Alabama State	L	81-78
D29	New Hampshire	W	57-52

# In-Season Tournament Results

## 1990-91 Music City Invitational

D28	Austin Peay State	L	87-67
D29	Vanderbilt	L	75-68

## 1991-92 Stanford/Apple Invitational, Palo Alto, Calif.

N22	Pacific	W	88-79
N23	Stanford	L	68-64

## Maui Invitational, Lahaina, Hawaii

N25	Arizona State	W	77-71
N26	Michigan State	L	75-67
N27	Chaminade	W	93-86

## 1992-93 U.S. West Cellular Air Time Tournament Seattle, Wash. **CHAMPION**

D4	Murray State	W	89-78
D5	Washington	W	68-60

## NCAA Ball, Tokyo, Japan

D17	Delaware	L	71-65
D18	Xavier (Ohio)	L	75-60

## 1993-94 Preseason National Invitation Tournament

N18	Minnesota	L	70-61
-----	-----------	---	-------

## Intercable Lobo Invitational, Albuquerque, N.M.

D29	St. Bonaventure	W	71-58
D30	New Mexico	L	90-75

## 1995-96 Stanford/Fry's Invitational, Palo Alto, Calif.

N24	Yale	W	80-58
N25	Stanford	L	75-64

## 1996-97 First Bank Classic, Milwaukee, Wis.

D6	Princeton	L	59-54
D7	Prairie View A&M	W	82-53

## 1997-98 San Juan Thanksgiving Shootout Caguas, P.R.

N28	Evansville	W	59-54
N29	West Memphis	L	78-61
N30	South Florida	L	49-46

## Super Chevy Shootout, Iowa City, Iowa

D5	Iowa	L	81-52
D6	Mount St. Mary's	L	58-55

## 1998-99 Northwestern Mutual Classic, San Francisco

D4	Weber State	L	72-66 ot
D5	Holy Cross	W	83-49

## The Tribune Holiday Classic, Ames, Iowa

D22	St. Mary's	W	81-70 ot
D23	Iowa State	L	50-45

## 2003-04 BP Top of the World Classic

### Fairbanks, Alaska **CHAMPION**

D21	Idaho State	W	75-46
D22	St. Mary's (California)	W	69-55
D23	Washington State	W	64-49

## 2005-06 Pepsi Blue & Gold Classic, Milwaukee, Wis.

N18	Marquette	L	82-65
N19	IUPUI	L	58-56

## 2006-07 NIT Season Tip-Off, Spokane Wash.

N14	Gonzaga	L	88-50
N15	Colorado State	W	70-61

## Saint Mary's College Classic, Moraga, Calif.

D28	Belmont	L	87-85
D29	Western Carolina	L	67-62

## 2007-08 Hawkeye Challenge, Iowa City, Iowa

N30	Eastern Illinois	W	55-49
D1	Louisiana-Monroe	L	80-67

## 2008-09 Basketball Travelers Invitational Provo, Utah

N20	Cal Poly	W	81-76
N21	BYU	L	83-52
N22	North Florida	W	68-46

## 2009-10 Rice Basketball Challenge

### Tudor Fieldhouse **CHAMPION**

N13	Sacramento State	W	81-51
N14	South Alabama	W	71-69
N15	Houston Baptist	W	60-46

## 2010-11 Las Vegas Holiday Hoops Classic Las Vegas, Nev.

D16	<sup>1</sup> UALR	W	65-55
D21	Stetson	W	66-63
D22	Miami (Fla.)	L	80-78
D23	Oral Roberts	L	80-78

<sup>1</sup> Game played on campus

## 2011-12 South Padre Island Invitational South Padre Island

D17	<sup>1</sup> Southern	W	80-65
D22	<sup>1</sup> Florida A&M	W	75-59
D25	Northern Iowa	L	64-60
D26	Iowa State	L	90-63

<sup>1</sup> Game played on campus

## 2012-13 DirecTV Classic; Anaheim, Calif.

N22	Georgia Tech	L	54-36
N23	Drake	L	77-66
N25	Drexel	L	55-47

## 2013-14 47th Cable Car Classic Santa Clara, Calif.

N29	Rider	L	97-93 ot
N30	Santa Clara	W	67-66

## 2014-15 GCI Great Alaska Shootout Anchorage, Ak.

N27	Mercer	L	77-71 ot
N28	Washington State	L	76-74
N29	Alaska-Anchorage	L	65-54

## 2015-16 Roundball Showcase; Campus Sites

N16	San Francisco	L	80-54
N22	Fresno State	L	82-65
N25	Lamar	W	92-84
N27	UC Riverside	W	87-81

## 2017-18 MGM Grand Main Event Las Vegas, Nev.

N10	<sup>1</sup> Eastern Kentucky	L	73-72
N14	<sup>1</sup> Georgia State	L	75-54
N20	UNLV	L	95-68
N22	Ole Miss	L	79-92

<sup>1</sup>Game at Campus Sites

## 2018-19 Men Against Breast Cancer Cougar Cup Campus Sites

N12	Alabama A&M	W	73-59
N14	Houston	L	79-68
N17	Northwestern State	W	102-74
N21	BYU	L	105-78

## 2019-20 Islands of the Bahamas Showcase Nassau, Bahamas

N22	Milwaukee	W	75-69
N23	Liberty	L	71-59
N24	East Carolina	W	77-69

## 2020-21 Thanksgiving Invitational, San Antonio

N27	at Incarnate Word	W	68-53
N28	Our Lady of the Lake	W	103-64

## 2021-22 Gulf Coast Showcast, Estero, Fla.

N22	Evansville	W	109-104 <sup>3ot</sup>
N23	Oakland	L	73-76
N24	Fordham	L	74-84

## 2022-23 Owl Invitational, Houston Texas Tudor Fieldhouse

N18	Georgia Southern	W	88-71
N19	Western Michigan	W	96-88
N21	Houston Christian	W	76-67

# Postseason History

## Conference Tournament History

### 1953-54 SWC Playoffs

F27	v. Texas	W	70-62
F28	at Texas	W	72-71

### 1976 SWC Playoff

F28	at Texas Tech	L	101-84
-----	---------------	---	--------

### 1977 SWC Playoff

F26	at Texas Tech	L	93-74
-----	---------------	---	-------

### 1978 SWC Playoff

M2	at Houston	L	108-67
----	------------	---	--------

### 1979 SWC Playoff

F24	at Texas Tech	L	82-49
-----	---------------	---	-------

### 1980 SWC Playoff

F25	at Houston	L	92-80
-----	------------	---	-------

### 1981 SWC Playoff

M2	at Texas	L	58-44
----	----------	---	-------

### 1982 SWC Playoff

M1	at Texas Tech	L	60-46
----	---------------	---	-------

### 1983 SWC Playoff

M7	at TCU	L	74-49
----	--------	---	-------

### 1984 SWC Post-Season Classic, IX, Houston

M6	TCU	W	64-52
M9	Texas Tech	W	53-48
M10	Houston	L	53-50

### 1986 SWC Post-Season Classic XI, Dallas

M7	TCU	L	78-59
----	-----	---	-------

### 1989 SWC Post-Season Classic XIV, Dallas

M10	Arkansas	L	108-72
-----	----------	---	--------

### 1990 SWC Post-Season Classic XV, Dallas

M9	Houston	L	90-81
----	---------	---	-------

### 1991 SWC Post-Season Classic XVI, Dallas

M8	TCU	W	76-57
M9	Arkansas	L	109-80

### 1992 SWC Post-Season Classic XVII, Dallas

M13	Texas Tech	L	65-62
-----	------------	---	-------

### 1993 SWC Post-Season Classic XVIII, Dallas

M12	Texas	L	81-76
-----	-------	---	-------

### 1994 Dr. Pepper SWC Classic, Dallas

M10	Baylor	W	85-82
M11	Texas	L	101-89

### 1995 Dr. Pepper SWC Classic, Dallas

M9	Texas A&M	W	84-75
M10	Texas	L	78-75

### 1996 Dr. Pepper SWC Classic, Dallas

M7	TCU	W	78-67
M8	Texas Tech	L	68-53

### 1997 WAC Tournament, Las Vegas, Nev.

M4	UNLV	L	71-61
----	------	---	-------

### 1999 WAC Tournament, Las Vegas, Nev.

M2	San Jose State	W	64-61
M4	New Mexico	L	51-49

### 2000 WAC Tournament, Fresno, Calif.

M9	Tulsa	L	71-51
----	-------	---	-------

### 2001 WAC Tournament, Tulsa, Okla.

M6	Nevada	W	60-44
M8	Fresno State	L	60-52

### 2002 WAC Tournament, Tulsa, Okla.

M5	San Jose State	L	58-57
----	----------------	---	-------

### 2003 WAC Tournament, Tulsa, Okla.

M13	Hawaii	L	62-61 ot
-----	--------	---	----------

### 2004 WAC Tournament, Fresno, Calif.

M11	Hawaii	W	70-68
M12	Nevada	L	67-59

### 2005 WAC Tournament, Reno, Nev.

M10	SMU	W	63-47
M11	UTEP	L	85-77

### 2006 Conference USA Tournament, Memphis

M8	SMU	L	61-59
----	-----	---	-------

### 2007 Conference USA Tournament, Memphis

M7	UTEP	W	77-74
M8	UCF	W	53-51
M9	Houston	L	77-62

### 2008 Conference USA Tournament, Memphis

M12	Southern Miss	L	59-50
-----	---------------	---	-------

### 2009 Conference USA Tournament, Memphis

M11	Marshall	W	60-59
M12	Tulsa	L	73-51

### 2010 Conference USA Tournament, Tulsa

M10	Tulsa	L	73-62
-----	-------	---	-------

### 2011 Conference USA Tournament, El Paso

M9	SMU	W	58-57
M10	Tulsa	L	81-72

### 2012 Conference USA Tournament, Memphis

M7	East Carolina	L	68-66
----	---------------	---	-------

### 2013 Conference USA Tournament, Tulsa

M13	Houston	L	72-67
-----	---------	---	-------

### 2014 Conference USA Tournament, El Paso

M12	North Texas	L	63-62 ot
-----	-------------	---	----------

### 2015 Conference USA Tournament, Birmingham

M11	North Texas	W	82-54
M12	Louisiana Tech	L	70-64

### 2016 Conference USA Tournament, Birmingham

M9	Charlotte	L	79-69
----	-----------	---	-------

### 2017 Conference USA Tournament, Birmingham

M8	Southern Miss	W	86-75
M9	UTEP	L	86-76

### 2019 Conference USA Tournament, Frisco

M13	Marshall	L	82-65
-----	----------	---	-------

### 2020 Conference USA Tournament, Frisco

M11	FIU	L	85-76
-----	-----	---	-------

### 2021 Conference USA Tournament, Frisco

M9	Southern Miss	W	61-52
M10	Marshall	W	72-68
M11	UAB	L	60-73

### 2022 Conference USA Tournament, Frisco

M9	Charlotte	W	73-61
M10	North Texas	L	50-68

### 2023 Conference USA Tournament, Frisco

M8	UTSA	W	72-71
M9	UAB	L	60-87



## Postseason History

### Postseason History

1939-40	March 22, 1940	Kansas	L	50-44	NCAA Western Regional	Kansas City, Mo.
	March 23, 1940	Colorado	W	60-56 ot	NCAA Western Regional	Kansas City, Mo.
1941-42	March 20, 1942	Stanford	L	53-47	NCAA Western Regional	Kansas City, Mo.
	March 21, 1942	Kansas	L	55-53	NCAA Western Regional	Kansas City, Mo.
1942-43	March 22, 1943	St. John's	L	51-49 ot	National Invitation Tournament	New York
1953-54	March 13, 1954	Oklahoma State	L	52-45	NCAA West Regional	Stillwater, Okla.
	March 14, 1954	Colorado	W	78-55	NCAA West Regional	Stillwater, Okla.
1969-70	March 7, 1970	New Mexico St.	L	101-77	NCAA Midwest Regional	Fort Worth
1990-91	March 14, 1991	Arkansas State	L	78-71	National Invitation Tournament	Jonesboro, Ark.
1992-93	March 17, 1993	Wisconsin	W	77-73	National Invitation Tournament	Madison, Wis.
	March 22, 1993	Boston College	L	101-68	National Invitation Tournament	Boston
2003-04	March 17, 2004	UW-Milwaukee	L	91-63	National Invitation Tournament	Milwaukee, Wis.
2004-05	March 16, 2005	Missouri State	L	105-82	National Invitation Tournament	Springfield, Mo.
2011-12	March 14, 2012	La.-Lafayette	W	68-63	CollegelInsider.com Tournament	Lafayette, La.
	March 17, 2012	Drake	W	74-68	CollegelInsider.com Tournament	Tudor Fieldhouse
	March 20, 2012	Oakland	L	77-70	CollegelInsider.com Tournament	Rochester, Mich.
2016-17	March 15, 2017	San Francisco	W	85-73	College Basketball Invitational	Tudor Fieldhouse
	March 20, 2017	Utah Valley St.	L	85-79	College Basketball Invitational	Tudor Fieldhouse
2021-22	March 19, 2022	Ohio	L	65-64	College Basketball Invitational	Daytona Beach, Fla.
2022-23	March 19, 2023	Duquense	W	84-78	College Basketball Invitational	Daytona Beach, Fla.
	March 20, 2023	Southern Utah	L	81-79	College Basketball Invitational	Daytona Beach, Fla.

# Nationally-Ranked Games

## Games While Nationally Ranked

Date	Outcome	Location	Rank
D28, 1953	Rice 55, Texas A&M 43	Autry Court	11
D29, 1953	Rice 80, SMU 79	Autry Court	16
D30, 1953	Rice 65, Texas 58	Autry Court	16
J5, 1954	SMU 79, Rice 66	Dallas	11
J9, 1954	Rice 78, Texas A&M 53	Autry Court	11
J12, 1954	Rice 69, TCU 52	Autry Court	15
J15, 1954	Texas 74, Rice 66	Austin	15
D28, 1955	Rice 110, Texas A&M 81	Autry Court	17
D29, 1955	Rice 80, Texas 72	Autry Court	17
D30, 1955	SMU 76, Rice 73 ot	Autry Court	17
J4, 1956	SMU 87, Rice 65	Dallas	18
J7, 1956	Rice 89, Texas A&M 77	Autry Court	18
D16, 1957	Wisconsin 67, Rice 62	Madison	16
D18, 1957	Illinois 85, Rice 82	Champagne	14
D21, 1957	St. John's 80, Rice 67	Jamaica	14

## vs. Nationally-Ranked Opponents

Date	Outcome	Location	Rank
F23, 1949	Rice 65, Texas 49	Houston	20
D18, 1951	Kansas 68, Rice 48	Lawrence	7
M13, 1954	Oklahoma State 51, Rice 45	Stillwater	5
D21, 1954	Illinois 86, Rice 54	Autry Court	3
J18, 1955	Rice 73, TCU 63	Autry Court	20
F28, 1956	SMU 89, Rice 75	Autry Court	9
J15, 1957	SMU 59, Rice 57	Dallas	3
F23, 1957	SMU 75, Rice 72	Autry Court	6
J6, 1959	Rice 70, Texas A&M 65	College Station	19
F9, 1959	Rice 68, Arkansas 62	Autry Court	18
F18, 1959	TCU 68, Rice 64	Fort Worth	16
J19, 1960	Texas A&M 61, Rice 43	Autry Court	10
F13, 1960	Texas A&M 94, Rice 53	College Station	12
D3, 1964	Vanderbilt 78, Rice 49	Nashville	6
D19, 1967	Davidson 90, Rice 68	Charlotte	6
F11, 1969	Rice 75, Baylor 73	Waco	19
D22, 1969	North Carolina 99, Rice 87	Autry Court	7
J3, 1970	North Carolina 98, Rice 72	Charlotte	4
M7, 1970	New Mexico State 101, Rice 77	Fort Worth	5
D5, 1970	UCLA 124, Rice 78	Los Angeles	1
D2, 1971	North Carolina 127, Rice 69	Chapel Hill	2
D29, 1971	BYU 96, Rice 73	Norfolk	8
D29, 1972	Marquette 71, Rice 40	Milwaukee	3
J16, 1973	Houston 96, Rice 77	Autry Court	12
M5, 1973	Houston 116, Rice 72	Hofheinz Pavilion	8
D17, 1976	UCLA 107, Rice 60	Los Angeles	9
J15, 1977	Arkansas 72, Rice 45	Autry Court	16
J24, 1977	Texas 74, Rice 68	Autry Court	15
F12, 1977	Arkansas 78, Rice 51	Little Rock	13
F22, 1977	Texas 90, Rice 51	Austin	14
J12, 1978	Arkansas 69, Rice 60	Autry Court	6
F4, 1978	Arkansas 69, Rice 48	Fayetteville	2
F7, 1978	Texas 102, Rice 86	Autry Court	12
D4, 1978	Notre Dame 105, Rice 61	South Bend	3
J27, 1979	Texas A&M 81, Rice 62	Autry Court	14
J4, 1982	Houston 63, Rice 61	Hofheinz Pavilion	18
J29, 1982	Arkansas 60, Rice 54	Fayetteville	12
F1, 1982	Rice 80, Texas 49	Autry Court	5
F20, 1982	Arkansas 72, Rice 65	Autry Court	17
J26, 1983	Houston 76, Rice 40	Autry Court	9
F2, 1983	Arkansas 70, Rice 43	Fayetteville	9
F26, 1983	Houston 86, Rice 52	Hofheinz Pavilion	2
M5, 1983	Arkansas 62, Rice 55	Autry Court	5
J20, 1984	Houston 72, Rice 42	Hofheinz Pavilion	4
J27, 1984	Rice 65, Arkansas 62	Autry Court	16
F22, 1984	Houston 70, Rice 54	Autry Court	3
F29, 1984	Arkansas 79, Rice 54	Fayetteville	12
M10, 1984	Houston 53, Rice 50	The Summit	5
J2, 1985	SMU 66, Rice 57	Autry Court	7
F3, 1985	SMU 68, Rice 52	Dallas	4
J28, 1987	TCU 64, Rice 38	Fort Worth	16
F28, 1987	TCU 85, Rice 69	Autry Court	15
D21, 1987	Georgetown 90, Rice 63	Washington, D.C.	18
D9, 1989	Georgetown 81, Rice 60	Washington, D.C.	3

Date	Outcome	Location	Rank
J31, 1990	Arkansas 70, Rice 66	Autry Court	3
M3, 1990	Arkansas 104, Rice 80	Fayetteville	12
D8, 1990	Georgetown 53, Rice 47	The Summit	6
J2, 1991	Arkansas 86, Rice 62	Autry Court	2
F2, 1991	Arkansas 100, Rice 87	Fayetteville	2
F12, 1991	Texas 65, Rice 64	Austin	24
M9, 1991	Arkansas 109, Rice 80	Dallas	5
D21, 1991	Michigan 87, Rice 70	Ann Arbor	15
D1, 1992	Michigan 75, Rice 71 <sup>1</sup>	The Summit	1
N 18, 1993	Minnesota 70, Rice 61	Minneapolis	10
D4, 1993	Virginia 59, Rice 51	Charlottesville	12
D10, 1994	Virginia 67, Rice 50	The Summit	20
D22, 1994	Kansas 71, Rice 57	Lawrence	7
N25, 1995	Stanford 75, Rice 64	Palo Alto	18
D7, 1995	Kansas 83, Rice 63	Autry Court	1
F3, 1996	Texas Tech 79, Rice 57	Autry Court	15
M2, 1996	Texas Tech 84, Rice 70	Lubbock	9
M8, 1996	Texas Tech 68, Rice 53	Dallas	7
J18, 1997	New Mexico 69, Rice 61	Autry Court	12
J25, 1997	Utah 78, Rice 58	Salt Lake City	5
F6, 1997	Rice 75, Tulsa 58	Autry Court	22
F13, 1997	New Mexico 81, Rice 64	Albuquerque	13
F24, 1997	Utah 75, Rice 66	Autry Court	4
N17, 1997	Kansas 88, Rice 61	Lawrence	2
D5, 1997	Iowa 81, Rice 52	Iowa City	10
J3, 1998	Utah 73, Rice 65	Salt Lake City	4
J22, 1998	Hawaii 65, Rice 63	Autry Court	24
F7, 1998	Utah 60, Rice 49	Autry Court	5
F28, 1998	TCU 86, Rice 73	Autry Court	15
J30, 1999	Rice 76, TCU 69	Autry Court	24
M4, 1999	New Mexico 51, Rice 49	Las Vegas	25
J16, 2000	Tulsa 67, Rice 49	Autry Court	19
F14, 2000	Tulsa 75, Rice 33	Tulsa	13
M9, 2000	Tulsa 71, Rice 51	Fresno	14
M8, 2001	Fresno State 60, Rice 52	Tulsa	25
N30, 2003	Stanford 60, Rice 56	Autry Court	20
J2, 2004	Connecticut 92, Rice 83	Autry Court	1
D19, 2004	Connecticut 81, Rice 72	Hartford	11
D5, 2005	Texas 85, Rice 58	Toyota Center	2
F4, 2006	Memphis 84, Rice 79	Autry Court	3
F22, 2007	Memphis 99, Rice 63	Memphis	7
D8, 2007	Texas 80, Rice 54	Toyota Center	4
D31, 2007	Texas A&M 68, Rice 41	College Station	12
J15, 2008	Vanderbilt 76, Rice 58	Nashville	15
J16, 2008	Memphis 77, Rice 50	Reliant Arena	2
N30, 2008	Texas 77, Rice 56	Austin	6
D22, 2008	Oklahoma 70, Rice 58	Tudor Fieldhouse	4
J21, 2009	Memphis 80, Rice 52	Memphis	22
N29, 2009	Texas 77, Rice 59	Tudor Fieldhouse	3
F27, 2010	UTEP 78, Rice 64	El Paso	25
N27, 2010	Texas 62, Rice 59	Austin	20
D29, 2014	Texas 66, Rice 55	Austin	9
N13, 2015	California 97, Rice 65	Berkeley	14
D16, 2017	Texas Tech 73, Rice 53	Lubbock	24
N12, 2021	Houston 79, Rice 46	Fertitta Center	15
D12, 2022	Texas 87, Rice 81 <sup>OT</sup>	Austin, Texas	7

<sup>1</sup> Game later forfeited to Rice.

# Overtime Games

Date	Outcome	Location	Multi-OTs	Date	Outcome	Location	Multi-OTs
J17, 1931	Rice 37, Baylor 34	Houston		J27, 2005	Hawaii 75, Rice 72	Honolulu	
M23, 1940	Rice 60, Colorado 56 <sup>1</sup>	Kansas City		F12, 2005	Rice 71, Tulsa 64	Tulsa, Okla.	
M22, 1943	St. John's 51, Rice 49 <sup>2</sup>	New York		M5, 2005	Rice 80, SMU 75	Dallas	
D14, 1948	Rice 68, Sam Houston St. 66	Houston		D3, 2005	Rice 96, Utah 94	Autry Court	3 OT
J2, 1950	Rice 68, Pepperdine 65	Houston		J21, 2006	SMU 80, Rice 69	Dallas	
D1, 1951	Rice 59, Sam Houston St. 57			F8, 2006	Rice 78, Marshall 75	Huntington, W.V.	
J5, 1942	Rice 52, SMU 47	Dallas		F11, 2006	Tulsa 80, Rice 73	Tulsa	
J8, 1952	TCU 42, Rice 30	Autry Court		N20, 2006	Oregon 79, Rice 73	Autry Court	
F26, 1955	SMU 86, Rice 82	Autry Court		J10, 2007	Rice 75, Tulane 70	Autry Court	
D21, 1955	Rice 82, Auburn 80	Autry Court	2 OT	F14, 2009	East Carolina 91, Rice 88	Greenville, N.C.	
D30, 1955	SMU 76, Rice 73	Autry Court		F3, 2010	Rice 75, Tulane 70	Tudor Fieldhouse	
F26, 1960	TCU 67, Rice 65	Autry Court		J12, 2011	Southern Miss 81, Rice 78	Tudor Fieldhouse	
D12, 1960	Tulane 84, Rice 83	New Orleans		J26, 2011	Rice 79, Houston 71	Tudor Fieldhouse	
F27, 1961	Rice 95, Texas Tech 91	Autry Court		F23, 2011	SMU 76, Rice 66	Dallas, Texas	
F24, 1962	Rice 77, Baylor 69	Autry Court		J18, 2012	UAB 61, Rice 60	Tudor Fieldhouse	
D8, 1973	Rice 79, Lamr 67	Autry Court		D19, 2012	Riece 63, Chicago State 60	Tudor Fieldhouse	
J7, 1974	Rice 76, California 75	Autry Court		N29, 2013	Rider 97, Rice 63 <sup>7</sup>	Santa Clara, Calif.	
D28, 1974	Louisiana Tech 86, Rice 82 <sup>3</sup>	Monroe, La.		D7, 2013	Rice 96, South Alabama 93	Tudor Fieldhouse	3OT
M8, 1975	Rice 84, SMU 82	Autry Court	2 OT	M11, 2014	North Texas 63, Rice 62 <sup>8</sup>	El Paso, Texas	
J15, 1980	Texas Tech 62, Rice 59	Lubbock		N27, 2014	Mercer 77, Rice 71 <sup>9</sup>	Anchorage Ak.	
F12, 1980	SMU 82, Rice 81	Dallas		D22, 2014	Lamar 79, Rice 72	Beaumont, Texas	
J28, 1981	Rice 46, Texas 46	Austin		J11, 2015	Rice 73, Charlotte 68	Charlotte, N.C.	
J22, 1983	Texas Tech 54, Rice 50	Lubbock		F12, 2015	Rice 71, Middle Tennessee 68	Tudor Fieldhouse	2OT
F23, 1983	Texas Tech 69, Rice 67	Autry Court		F14, 2015	Rice 82, UAB 73	Tudor Fieldhouse	2OT
N27, 1987	Rice 97, San Diego 90	Autry Court		F25, 2016	Rice 76, Southern Miss 74	Hattiesburg, Miss.	
J7, 1989	Rice 79, Texas Tech 74	Autry Court		J7, 2017	UAB 88, Rice 81	Tudor Fieldhouse	
N30, 1989	Rice 77, Indiana State 75	Autry Court		F11, 2017	Rice 81, Florida Atlantic 75	Boca Raton, Fla.	
J17, 1990	Rice 66, TCU 64	Autry Court		F23, 2017	Rice 72, Southern Miss 71	Tudor Fieldhouse	
J20, 1990	Rice 58, SMU 55	Autry Court		J4, 2018	Old Dominion 82, Rice 75	Tudor Fieldhouse	
D30, 1991	Rice 78, Fairfield 77	Fairfield, N.Y.		F22, 2018	Rice 79, Florida Atlantic 76	Boca Raton, Fla.	
J9, 1992	Rice 76, Baylor 69	Autry Court		D15, 2018	UC Santa Barbara 99 Rice 89	Tudor Fieldhouse	
M2, 1992	Rice 58, SMU 53	Dallas		F7, 2019	WKU 92, Rice 85	Tudor Fieldhouse	2OT
F6, 1993	SMU 78, Rice 77	Dallas		F23, 2019	UTEP 85, Rice 81	El Paso, Texas	2OT
M3, 1993	Rice 89, Houston 78	Autry Court		N22, 2021	Rice 109, Evansville 104 <sup>10</sup>	Daytona Beach, Fla.	3OT
J28, 1994	Rice 96, Baylor 88	Autry Court		F26, 2022	Rice 77, Southern Miss 72	Tudor Fieldhouse	
J5, 1995	Montana 90, Rice 81	Missoula, Mont.	2 OT	D12, 2022	Texas 87, Rice 81	Austin, Texas	
D22, 1996	North Texas 64, Rice 62	Denton		D31, 2022	Rice 72, UTEP 67	El Paso, Texas	
D4, 1998	Weber State 72, Rice 66 <sup>4</sup>	San Francisco	2 OT	J5, 2023	Louisiana Tech 88, Rice 82	Tudor Fieldhouse	
D22, 1998	Rice 81, St. Mary's 70 <sup>5</sup>	Ames, Iowa		J16, 2023	Rice 88, UTSA 81	San Antonio, Texas	
J28, 1999	Rice 84, SMU 79	Autry Court					
N19, 1999	Rice 70, Navy 64	Autry Court					
D7, 1999	Houston 84, Rice 71	Hofheinz Pavilion					
F17, 2000	San Jose State 52, Rice 48	San Jose, Calif.					
D4, 2000	Middle Tennessee 75, Rice 73	Autry Court					
N27, 2001	Stephen F. Austin 90, Rice 86	Nacogdoches					
F1, 2003	Rice 71, San Jose State 66	Autry Court					
M13, 2003	Hawaii 62, Rice 61 <sup>6</sup>	Tulsa, Okla.					
F14, 2004	Rice 111, Tulsa 103	Autry Court	2 OT				
D30, 2004	Rice 66, SMU 64	Autry Court	2 OT				

**Neutral Sites Games Denoted** — <sup>1</sup> NCAA Western Regional. <sup>2</sup> National Invitation Tournament. <sup>3</sup> Pacemaker Classic Second Round. <sup>4</sup> Northwestern Mutual Classic First Round. <sup>5</sup> The Tribune Holiday Classic First Round. <sup>6</sup> WAC Tournament First Round. <sup>7</sup> Cable Car Classic. <sup>8</sup> Conference USA Tournament. <sup>9</sup> Great Alaska Shootout. <sup>10</sup> Gulf Coast Showcase.

**Overall Record in Overtime Games:** 49-39. **Record in Multi-Overtime Games:** 10-3. **Overtime Record at Autry Court:** 28-16. **Overtime Record at Home:** 30-16. **Overtime Record on the Road:** 16-17. **Overtime Record at Neutral Sites:** 3-6.

# Attendance

## Largest Home Crowds

1.	5,680	vs. Texas	M5, 1992
2.	5,583	vs. Texas	J30, 1993
3.	5,582	vs. Kansas	D7, 1995
4.	5,307	vs. St. Edward's	D15, 2016
5.	5,268	vs. St. Thomas	D17, 2015
6.	5,208	vs. Texas A&M	D31, 2008
	5,208	vs. St. Edward's	D14, 2017
8.	5,083	vs. Texas	J12, 1991
9.	5,032	vs. Houston	M3, 1993
10.	5,027	vs. SMU	F27, 1993
11.	5,013	vs. Houston	J13, 1996
12.	5,011	vs. Houston	J18, 1992
	5,011	vs. Houston	N21, 1998
14.	5,010	vs. Texas A&M	M6, 1993

## Largest Crowds to Watch Rice

1.	17,589	at Memphis	J21, 2009
2.	17,480	at New Mexico	F13, 1997
3.	17,346	<sup>1</sup> vs. Maine	D3, 1988
4.	17,121	at New Mexico	D30, 1993
5.	16,713	<sup>2</sup> vs. Houston	M9, 1990
	16,713	<sup>2</sup> vs. TCU	M8, 1991
	16,713	<sup>2</sup> vs. Arkansas	M9, 1991
8.	16,488	at Syracuse	D22, 2005
9.	16,300	at Kansas	D22, 1994
10.	16,294	at Connecticut	D19, 2004

<sup>1</sup> First Bank Milwaukee Classic

<sup>2</sup> SWC Postseason Classic

## Home Attendance (Since 1985-86)

Year	Games	Total	Avg
1985-86	15	22,402	1,493
1986-87	16	16,297	1,019
1987-88	12	26,610	2,218
1988-89	13	26,851	2,218
1989-90	14	40,238	2,874
1990-91	15	43,098	2,873
1991-92	12	40,940	3,412
1992-93	11	51,091	4,645
1993-94	12	36,229	3,019
1994-95	14	39,036	2,788
1995-96	12	37,414	3,118
1996-97	12	36,868	3,072
1997-98	13	34,969	2,690
1998-99	14	40,453	2,890
1999-2000	11	25,292	2,300
2000-01	15	35,420	2,361
2001-02	15	31,587	2,106
2002-03	15	43,944	2,330
2003-04	15	36,319	2,421
2004-05	16	32,414	2,026
2005-06	15	35,711	2,381
2006-07	15	22,160	1,477
2007-08	13	15,065	1,159
2008-09	15	31,423	2,095
2009-10	17	33,924	1,996
2010-11	16	29,408	1,838
2011-12	16	24,556	1,364
2012-13	16	27,864	1,742
2013-14	14	22,741	1,624
2014-15	14	26,442	1,889
2015-16	17	37,477	2,205
2016-17	19	39,930	2,102
2017-18	15	34,430	2,295
2018-19	16	29,087	1,818
2019-20	15	29,746	1,983
2021-22	12	No fans due to COVID-19	
2022-23	15	26,778	1,785
2023-24	18	33,869	1,882

# Rice on Television

Date	Outcome	Location	Network	Date	Outcome	Location	Network
J10, 1988	Rice 77, Texas 75	Austin	Raycom	J24, 1998	SDSU 62, Rice 51	Autry Court	FSN
J13, 1988	Rice 74, TCU 69	Autry Court	HSE	J31, 1998	SMU 91, Rice 67	Dallas	FSN
J16, 1988	SMU 72, Rice 60	Autry Court	HSE	F7, 1998	Utah 60, Rice 49	Autry Court	FSN
J30, 1988	Lamar 85, Rice 70	Beaumont	HSE	F21, 1998	SDSU 75, Rice 66	San Diego	FSN
F7, 1988	Rice 63, Texas Tech 61	Autry Court	Raycom	J23, 1999	Tulsa 65, Rice 50	Autry Court	FSN
M5, 1988	Houston 81, Rice 65	Autry Court	HSE	F20, 1999	Tulsa 77, Rice 47	Tulsa, Okla.	FSN
N25, 1988	Detroit 69, Rice 53	Detroit, Mich.	HSE	F27, 1999	Rice 66, SMU 57	Dallas	FSN
J4, 1989	Houston 90, Rice 75	Hofheinz Pavilion	HSE	D11, 1999	Rice 56, Texas A&M 53	Autry Court	KTBU
J7, 1989	Rice 79, Texas Tech 74	Autry Court	HSE	J8, 2000	SMU 80, Rice 71	Dallas	FSN
J15, 1989	TCU 70, Rice 64	Fort Worth	Raycom	J16, 2000	Tulsa 67, Rice 49	Autry Court	FSN
J19, 1989	SMU 67, Rice 57	Dallas	HSE	F7, 2000	SMU 65, Rice 50	Autry Court	FSN
F5, 1989	Rice 67, Houston 66	Autry Court	Raycom	F14, 2000	Tulsa 75, Rice 33	Tulsa, Okla.	FSN
F11, 1989	Texas 116, Rice 74	Austin	HSE	M3, 2000	TCU 85, Rice 62	Fort Worth	FSN
F18, 1989	Rice 67, SMU 65	Autry Court	HSE	N24, 2000	Rice 60, B'ham Southern 49	Autry Court	CSSE
J6, 1990	Houston 84, Rice 69	Autry Court	HSE	J4, 2001	Fresno State 69, Rice 58	Autry Court	KMPH
J13, 1990	Rice 65, Baylor 62	Waco	Raycom	J6, 2001	Rice 74, Nevada 63	Autry Court	KOLO
J20, 1990	Rice 58, SMU 55	Autry Court	Raycom	J25, 2001	Rice 70, Hawaii 64	Autry Court	FSN
J24, 1990	Texas A&M 89, Rice 82	College Station	HSE	F5, 2001	SMU 66, Rice 56	Autry Court	KSTAR
J27, 1990	Texas 97, Rice 84	Austin	Raycom	F8, 2001	Tulsa 79, Rice 55	Tulsa, Okla.	FSN
J31, 1990	Arkansas 70, Rice 66	Autry Court	HSE	F17, 2001	Hawaii 61, Rice 53	Honolulu	KFVE
F17, 1990	TCU 67, Rice 55	Fort Worth	HSE	D4, 2001	Middle Tennessee 65, Rice 52	Murfreesboro, Tenn.	WXMT
F28, 1990	Texas 86, Rice 84	Autry Court	HSE	J3, 2002	Fresno State 87, Rice 61	Fresno, Calif.	KFRE
D8, 1990	Georgetown 53, Rice 47	The Summit	Sportschan	J5, 2002	Nevada 91, Rice 70	Reno, Nev.	KOLO
J26, 1991	Rice 98, Texas A&M 76	Autry Court	Raycom	J12, 2002	Rice 73, UTEP 59	Autry Court	KTSM
F10, 1991	Rice 79, Houston 69	Autry Court	Raycom	J28, 2002	Tulsa 79, Rice 60	Tulsa, Okla.	KTUL
F12, 1991	Texas 92, Rice 79	Austin	Prime/HSE	F2, 2002	Rice 76, Fresno State 63	Autry Court	KFRE
F19, 1991	TCU 78, Rice 68	Autry Court	Prime/HSE	F16, 2002	SMU 63, Rice 61	Autry Court	FSN
F27, 1991	Rice 72, Texas A&M 55	College Station	Prime/HSE	F23, 2002	Hawaii 79, Rice 50	Honolulu	KFVW
M8, 1991	Rice 76, TCU 57	Autry Court	Prime	F28, 2002	Tulsa 67, Rice 62	Autry Court	FSN
M9, 1991	Arkansas 109, Rice 80	Autry Court	Raycom	N24, 2002	Stanford 79, Rice 62	Palo Alto, Calif.	KRON
N25, 1991	Rice 77, Arizona State 71	Lahaina, Hi.	ESPN	J4, 2003	Fresno State 71, Rice 70	Fresno, Calif.	KFRE
N26, 1991	Michigan State 75, Rice 67	Lahaina, Hi.	ESPN	J23, 2003	SMU 89, Rice 83	Autry Court	FSN
J28, 1992	TCU 76, Rice 50	Autry Court	HSE/Prime	J30, 2003	Hawaii 85, Rice 70	Honolulu	KFVE
F4, 1992	Texas 88, Rice 87	Austin	HSE/Prime	F8, 2003	Tulsa 79, Rice 56	Tulsa, Okla.	KTUL
F8, 1992	Rice 72, Baylor 65	Waco	Raycom	M1, 2003	Rice 75, Hawaii 58	Autry Court	FSN
F18, 1992	Houston 86, Rice 83	Hofheinz Paviliona	HSE/Prime	M8, 2003	Rice 92, Fresno State 71	Autry Court	KFRE
F22, 199	Texas Tech 105, Rice 98	Autry Court	Raycom	M13, 2003	Hawaii 62, Rice 61 ot <sup>2</sup>	Tulsa, Okla.	ESPN fc
M5, 1992	Rice 103, Texas 97	Autry Court	ESPN	D18, 2003	Rice 84, Lamar 78	Autry Court	FSN
M13, 1992	Texas Tech 65, Rice 62	Autry Court	Prime	J17, 2004	Tulsa 74, Rice 68	Tulsa, Okla.	ESPN2
D1, 1992	Michigan 75, Rice 71	The Summit	ESPN	F21, 2004	Rice 81, UL-Lafayette 76	Autry Court	ESPN fc
J5, 1993	Rice 92, Texas 87	Austin	Prime	M4, 2004	Louisiana Tech 70, Rice 58	Autry Court	SportsWest
J12, 1993	Rice 66, Texas A&M 65	College Stateion	Prime	M6, 2004	Rice 71, SMU 66	Autry Court	Sportswest
F2, 1993	Rice 65, Houston 61	Hofheinz Pavilion	Prime	M12, 2004	Nevada 67, Rice 59 <sup>2</sup>	Fresno, Calif.	ESPN fc
F13, 1993	Rice 68, TCU 50	Fort Worth	Raycom	D19, 2004	Connecticut 81, Rice 72	Storrs, Conn.	ESPN+
F20, 1993	Rice 86, Texas Tech 79	Lubbock	Raycom	F5, 2005	UTEP 73, Rice 71	Autry Court	ESPN2
M6, 1993	Texas A&M 82, Rice 76	College Station	Raycom	M5, 2005	Rice 80, SMU 75 ot	Dallas	SportsWest
M12, 1993	Texas 81, Rice 76 <sup>1</sup>	The Summit	Prime	M10, 2005	Rice 63, SMU 47	Reno, Nev.	SportsWest
N18, 1993	Rice 70, Minnesota 61	Minneapolis, Minn.	ESPN	M11, 2005	UTEP 85, Rice 77	Reno, Nev.	ESPN2
N11, 1994	Rice 71, SMU 61	Autry Court	Prime	D3, 2005	Rice 96, Utah 94 3ot	Salt Lake City	CBS College
J16, 1994	Texas A&M 67, Rice 64	Autry Court	ESPN2	F4, 2006	Memphis 84, Rice 79	Autry Court	WLMT
J29, 1994	Rice 102, Texas Tech 76	Lubbock	Raycom	F15, 2006	Rice 62, East Carolina 54	Autry Court	CBS College
F1, 1994	Texas 85, Rice 70	Austin	Prime	M1, 2006	Houston 74, Rice 71	Hofheinz Pavilion	CBS College
F5, 1994	Houston 69, Rice 67	Autry Court	Raycom	N14, 2006	Gonzaga 88, Rice 50	Spokane, Wash.	ESPN2
F13, 1994	Rice 65, SMU 63	Dallas	ESPN2	F22, 2007	Memphis 99, Rice 63	Memphis, Tenn.	ESPN
F19, 1994	Texas A&M 75, Rice 61	College Station	ESPN2	J17, 2007	Rice 76, Houston 71	Autry Court	CBS College
F26, 1994	Texas Tech 76, Rice 62	Autry Court	Raycom	F28, 2007	Marshall 69, Rice 64	Huntingdon, W.V.	CBS College
M10, 1994	Rice 85, Baylor 82 <sup>1</sup>	Dallas	Prime	M8, 2007	Rice 53, UCF 51 <sup>3</sup>	Memphis, Tenn.	CBS College
M11, 1994	Texas 101, Rice 89 <sup>1</sup>	Dallas	Raycom	M9, 2007	Houston 77, Rice 62 <sup>3</sup>	Memphis, Tenn.	CBS College
D22, 1994	Kansas 71, Rice 57	Lawrence, Kan.	ESPN2	D8, 2007	Texas 80, Rice 54	Toyota Center	CBS College
J11, 1995	Rice 87, Houston 76	Hofheinz Pavilion	Prime	D31, 2007	Texas A&M 64, Rice 41	College Station	FSN
J14, 1995	Rice 85, SMU 71	Dallas	Raycom	J5, 2008	Oklahoma 61, Rice 49	Norman, Okla.	Sooner Sports Net
J17, 1995	Rice 66, Texas A&M 62	Autry Court	Prime	J12, 2008	UTEP 71, Rice 43	El Paso	CBS College
J22, 1995	TCU 102, Rice 93	Autry Court	ESPN2	J16, 2008	Memphis 77, Rice 50	Reliant Arena	WLMT
F4, 1995	Texas 88, Rice 56	Austin	Raycom	F9, 2008	SMU 68, Rice 53	Dallas	TXA 21
F19, 1995	Rice 74, TCU 73	Fort Worth	ESPN2	M12, 2008	Southern Miss 59, Rice 50 <sup>3</sup>	Memphis, Tenn.	CBS College
M10, 1995	Texas 78, Rice 65 <sup>1</sup>	The Summit	Prime	N21, 2008	BYU 83, Rice 52	Provo, Utah	BYU-TV
D7, 1995	Kansas 83, Rice 63	Autry Court	ESPN2	N30, 2008	Texas 77, Rice 56	Austin	FSN
J6, 1996	Rice 80, Texas 69	Austin	ESPN	D22, 2008	Oklahoma 70, Rice 58	Tudor Fieldhouse	Sooner Sports Net
J22, 1996	TCU 80, Rice 71	Fort Worth	Prime	J14, 2009	Rice 69, SMU 57	Tudor Fieldhouse	CBS College
M7, 1996	Rice 78, TCU 67	Dallas	Prime	J11, 2009	Memphis 80, Rice 52	Memphis, Tenn.	Comcast Cable
M8, 1996	Rice 68, Texas Tech 53	Dallas	Prime	J28, 2009	Tulane 61, Rice 59	Tudor Fieldhouse	CBS College
J13, 1997	Tulsa 65, Rice 33	Autry Court	ESPN	F14, 2009	East Carolina 91, Rice 88 ot	Greenville, N.C.	WITN
J23, 1997	Rice 62, BYU 59	Provo, Utah	KNWS	F21, 2009	SMU 69, Rice 66	Dallas, Texas	TWC Metro
J25, 1997	Utah 78, Rice 58	Salt Lake City, Utah	KNWS	M12, 2009	Tulsa 73, Rice 51 <sup>3</sup>	Memphis, Tenn.	Comcast Cable
F22, 1997	Rice 58, BYU 44	Autry Court	KNWS	N19, 2009	Arizona 66, Rice 49	Tucson, Ariz.	FSN AZ
F24, 1997	Utah 75, Rice 66	Autry Court	ESPN	N29, 2009	Texas 77, Rice 59	Tudor Fieldhouse	CSN
D6, 1997	Iowa 81, Rice 52	Iowa City, Iowa	KNWS	J6, 2010	Houston 83, Rice 66	Tudor Fieldhouse	CSS
J3, 1998	Utah 73, Rice 65	Salt Lake City, Utah	ESPN2	J16, 2010	Memphis 80, Rice 68	Tudor Fieldhouse	CSS
J11, 1998	Rice 76, Tulsa 63	Autry Court	FSN	N27, 2010	Texas 68, Rice 65	Austin, Texas	FSN SW

# Rice on Television

Date	Outcome	Location	Network	Date	Outcome	Location	Network
D1, 2010	Arizona 84, Rice 57	Tudor Fieldhouse	CSN	N9, 2018	Penn 92, Rice 76	Philadelphia, Pa.	ESPN+
D29, 2010	Rice 74, LSU 68	Tudor Fieldhouse	CSN	N14, 2018	Houston 79, Rice 68	H&PE Arena	ESPN3
J22, 2011	Rice 57, UCF 50	Orlando, Fla.	BHSN	N17, 2018	Rice 102, Northwestern St. 74	Tudor Fieldhouse	ESPN3
J26, 2011	Rice 79, Houston 71 ot	Tudor Fieldhouse	CSS	N21, 2018	BYU 105, Rice 78	Provo, Utah	BYUtv
F12, 2011	UAB 74, Rice 68	Birmingham, Ala.	CSS	N25, 2018	Wichita State 90, Rice 61	Wichita, Kan.	ESPN3
F19, 2011	Rice 67, Memphis 52	Tudor Fieldhouse	CSS	N28, 2018	Texas State 74, Rice 60	San Marcos, Texas	ESPN+
F26, 2011	East Carolina 71, Rice 68	Tudor Fieldhouse	CSS	D1, 2018	Lamar 75, Rice 68	Tudor Fieldhouse	ESPN3
M10, 2011	Tulsa 81, Rice 72 <sup>3</sup>	El Paso, Texas	CSN	D15, 2018	UC Santa Barbara 99, Rice 89 <sup>ot</sup>	Tudor Fieldhouse	ESPN+
N26, 2011	Iowa State 90, Rice 63	South Padre Island	CSN	D18, 2018	Rice 75, UTRGV 67	Edinburg, Texas	WAC DN
D19, 2011	Temple 77, Rice 70	Tudor Fieldhouse	CSS	D29, 2018	North Texas 103, Rice 87	Tudor Fieldhouse	ESPN+
D22, 2011	Rice 65, Texas A&M 58	College Station, Texas	FSN	J5, 2019	Rice 78, Louisiana Tech 66	Tudor Fieldhouse	ESPN3
D31, 2011	Texas 73, Rice 59	Austin, Texas	LHN	J10, 2019	UTSA 95, Rice 79	San Antonio, Texas	ESPN+
J4, 2012	TCU 78, Rice 74	Fort Worth, Texas	The Mtn.	J19, 2019	North Texas 76, Rice 75	Denton, Texas	ESPN+
F8, 2012	Rice 79, Houston 71	Hofheinz Pavilion	FSN	J26, 2019	UAB 89, Rice 86	Tudor Fieldhouse	ESPN+
F22, 2012	Rice 83, UCF 74	Tudor Fieldhouse	CSS	F2, 2019	Old Dominion 80, Rice 76	Norfolk, Va.	ESPN+
F25, 2012	Southern Miss 58, Rice 56	Hattiesburg, Miss.	CSS	F7, 2019	WKU 92, Rice 85 2ot	Tudor Fieldhouse	CBSSN
M3, 2012	Houston 76, Rice 75	Tudor Fieldhouse	CSS	F9, 2019	Rice 74, Marshall 69	Tudor Fieldhouse	ESPN+
M7, 2012	East Carolina 68, Rice 66 <sup>3</sup>	Memphis, Tenn.	CSS	M13, 2019	Marshall 82, Rice 65 <sup>3</sup>	Frisco, Texas	ESPN+
N22, 2012	Georgia Tech 54, Rice 36	Anaheim, Calif.	ESPNU	N5, 2019	Arkansas 91, Rice 43	Fayetteville, Ark.	SECN+
N23, 2012	Drake 77, Rice 66	Anaheim, Calif.	ESPNU	N19, 2019	Houston 97, Rice 89	Tudor Fieldhouse	CBSSN/FB
N25, 2012	Drexel 55, Rice 47	Anaheim, Calif.	ESPNU	N22, 2019	Rice 75, Milwaukee 69	Nassau, Bahamas	FloHoops
D29, 2012	Texas 57, Rice 41	Austin, Texas	LHN	N23, 2019	Liberty 71, Rice 59	Nassau, Bahamas	FloHoops
J12, 2013	Tulsa 64, Rice 51	Tulsa, Okla.	CSS	N24, 2019	Rice 77, East Carolina 69	Nassau, Bahamas	FloHoops
J16, 2013	Memphis 77, Rice 51	Tudor Fieldhouse	CSS	D7, 2019	Lamar 73, Rice 60	Beaumont, Texas	ESPN+
J26, 2013	Tulane 73, Rice 66	New Orleans, La.	CSS	J2, 2020	Marshall 89, Rice 69	Huntington, W.V.	ESPN+
N15, 2013	Texas A&M 68, Rice 65	College Station, Texas	FSN	J4, 2020	WKU 68, Rice 61	Bowling Green, Ky.	ESPN3
D21, 2013	Houston 54, Rice 52	Toyota Center	CSS	J9, 2020	Florida Atlantic 81, Rice 76	Tudor Fieldhouse	ESPN+
D30, 2013	Texas 66, Rice 44	Austin, Texas	LHN	J11, 2020	Rice 92, FIU 78	Tudor Fieldhouse	ESPN+
J4, 2014	Harvard 69, Rice 54	Tudor Fieldhouse	CBSSN	J16, 2020	Louisiana Tech 72, Rice 56	Ruston, La.	ESPN+
J30, 2014	UTSA 89, Rice 76	San Antonio, Texas	CSS	J18, 2020	Southern Miss 81, Rice 68	Hattiesburg, Miss.	ESPN+
F8, 2014	Tulsa 66, Rice 56	Tudor Fieldhouse	CSS	J20, 2020	North Texas 79, Rice 59	Denton, Texas	ESPN+
N14, 2014	Oregon State 67, Rice 54	Corvallis, Ore.	Pac-12 Network	J23, 2020	UTEP 72, Rice 64	Tudor Fieldhouse	ESPN+
N27, 2014	Mercer 77, Rice 72 ot	Anchorage, Ak.	CBSSN	J25, 2020	UTSA 90, Rice 88	Tudor Fieldhouse	ESPN+
D29, 2014	Texas 66, Rice 55	Austin Texas	LHN	F1, 2020	Rice 84, North Texas 75	Tudor Fieldhouse	ESPN+
J4, 2015	UTEP 66, Rice 57	Tudor Fieldhouse	ASN	F6, 2020	Rice 86, UAB 72	Birmingham, Ala.	ESPN+
J10, 2015	North Texas 66, Rice 63	Tudor Fieldhouse	ASN	F13, 2020	Old Dominion 73, Rice 70	Houston, Texas	ESPN+
J28, 2015	Houston 59, Rice 48	Hofheinz Pavilion	ESPN3	F15, 2020	Rice 70, Charlotte 54	Houston, Texas	ESPN+
J31, 2015	North Texas 75, Rice 65	Denton, Texas	ASN	M4, 2020	Rice 72, Southern Miss 57	Hattiesburg, Miss.	ESPN3
F7, 2015	Rice 72, WKU 68	Bowling Green, Ky.	FCS	M11, 2020	FIU 85, Rice 76 <sup>3</sup>	Frisco, Texas	ESPN+
F19, 2015	FIU 60, Rice 56	Miami, Fla.	ASN	J1, 2021	Rice 95, UTSA 86	Tudor Fieldhouse	ESPN+
M11, 2015	Rice 82, North Texas 54 <sup>3</sup>	Birmingham, Ala.	ASN	J2, 2021	Rice 84, UTSA 69	Tudor Fieldhouse	ESPN+
M12, 2015	Louisiana Tech 70, Rice 64 <sup>3</sup>	Birmingham, Ala.	ASN	J9, 2021	Rice 71, UTEP 68	El Paso, Texas	ESPN+
N13, 2015	California 97, Rice 65	Berkeley, Calif.	Pac-12 Network	J15, 2021	Rice 69, Old Dominion 59	Tudor Fieldhouse	ESPN+
N16, 2015	San Francisco 80, Rice 54	San Francisco, Calif.	theW.tv	J16, 2021	Old Dominion 61, Rice 58	Tudor Fieldhouse	ESPN+
N19, 2015	Oregon State 77, Rice 69	Tudor Fieldhouse	ASN	J23, 2021	UAB 86, Rice 74	Birmingham, Ala.	ESPN+
D19, 2015	Rice 90, New Mexico 89	Albuquerque, N.M.	ROOT Sports	J29, 2021	North Texas 79, Rice 74	Tudor Fieldhouse	ESPN+
J1, 2016	UTEP 61, Rice 60	El Paso, Texas	ASN	J31, 2021	North Texas 79, Rice 53	Denton, Texas	ESPN+
J9, 2016	North Texas 85, Rice 74	Denton, Texas	ASN	F5, 2021	Rice 88, Southern Miss 62	Tudor Fieldhouse	ESPN+
J14, 2016	Rice 83, WKU 73	Tudor Fieldhouse	ASN	F12, 2021	WKU 77, Rice 71	Bowling Green, Ky.	ESPN+
J16, 2016	Marshall 94, Rice 90	Tudor Fieldhouse	ASN	F13, 2021	WKU 89, Rice 66	Bowling Green, Ky.	CBSSN
J21, 2016	UAB 82, Rice 70	Birmingham, Ala.	CBSSN	F27, 2021	Louisiana Tech 79, Rice 58	Ruston, La.	CBSSN
F13, 2016	Rice 75, Old Dominion 66	Norfolk, Va.	ASN	M9, 2021	Rice 61, Southern Miss 52 <sup>3</sup>	Frisco, Texas	ESPN+
F20, 2016	Rice 96, FIU 70	Tudor Fieldhouse	ASN	M10, 2021	Rice 72, Marshall 68 <sup>3</sup>	Frisco, Texas	ESPN+
M5, 2016	Old Dominion 74, Rice 67	Tudor Fieldhouse	ASN	M11, 2021	UAB 73, Rice 60 <sup>3</sup>	Frisco, Texas	Stadium
M9, 2016	Charlotte 79, Rice 69 <sup>3</sup>	Birmingham, Ala.	ASN	N9, 2021	Rice 82, Pepperdine 63	Tudor Fieldhouse	ESPN+
D3, 2016	Texas Tech 85, Rice 84	Lubbock, Texas	Fox Sports SW	N12, 2021	#15 Houston 79, Rice 46	Fertitta Center	ESPN+
D17, 2016	Pittsburgh 83, Rice 73	Pittsburgh, Pa.	ACC Network+	N19, 2021	Rice 83, New Orleans 78	New Orleans, La.	ESPN+
J2, 2017	Rice 89, Charlotte 70	Charlotte, N.C.	ESPN3	N22, 2021	Rice 109, Evansville 104 <sup>3ot</sup>	Esteros, Fla.	FloHoops
J5, 2017	Middle Tennessee 80, Rice 77	Houston	beIN Sports	N23, 2021	Oakland 76, Rice 73	Esteros, Fla.	FloHoops
J26, 2017	Old Dominion 80, Rice 72	Houston	CampusInsiders	N24, 2021	Fordham 84, Rice 74	Esteros, Fla.	FloHoops
M4, 2017	WKU 79, Rice 72	Bowling Green, Ky.	FCS	J1, 2022	North Texas 75, Rice 43	Denton, Texas	YouTube
M8, 2017	Rice 86, Southern Miss 75 <sup>3</sup>	Birmingham, Ala.	CampusInsiders	J8, 2022	Rice 85, UAB 80	Tudor Fieldhouse	YouTube
M9, 2017	UTEP 86, Rice 76 <sup>3</sup>	Birmingham, Ala.	ASN	J13, 2022	WKU 80, Rice 66	Bowling Green, Ky.	CBSSN
N10, 2017	Eastern Kentucky 73, Rice 72	Tudor Fieldhouse	FloSports	J15, 2022	Rice 87, Marshall 77	Huntington, W.V.	ESPN+
N14, 2017	Georgia State 75, Rice 54	Tudor Fieldhouse	FloSports	J22, 2022	Charlotte 67, Rice 64	Tudor Fieldhouse	ESPN+
N20, 2017	UNLV 95, Rice 68	Las Vegas, Nev.	AT&T Sportsnet	J27, 2022	Louisiana Tech 80, Rice 63	Ruston, La.	ESPN+
N22, 2017	Ole Miss 79, Rice 62	Las Vegas, Nev.	ESPNU	J29, 2022	Rice 76, Southern Miss 62	Hattiesburg, Miss.	ESPN+
N29, 2017	UT-Arlington 69, Rice 49	Arlington, Texas	ESPN3	F17, 2022	UAB 92, Rice 68	Birmingham, Ala.	Stadium
D9, 2017	Stephen F. Austin 81, Rice 62	Nacogdoches, Texas	ESPN3	F19, 2022	FIU 80, Rice 78	Miami, Fla.	ESPN+
D14, 2017	Rice 91, St. Edward's 86	Tudor Fieldhouse	ESPN3	F24, 2022	Louisiana Tech 83, Rice 79	Tudor Fieldhouse	Stadium
D19, 2017	New Mexico 78, Rice 69	Albuquerque, N.M.	AT&T Sportsnet	F26, 2022	Rice 77, Southern Miss 72 <sup>ot</sup>	Tudor Fieldhouse	YouTube
J6, 2018	Rice 73, Charlotte 64	Tudor Fieldhouse	ESPN3	M3, 2022	UTEP 70, Rice 67	El Paso, Texas	CBSSN
J13, 2018	North Texas 85, Rice 78	Tudor Fieldhouse	ESPN3	M5, 2022	UTSA 82, Rice 71	San Antonio, Texas	ESPN+
J27, 2018	Florida Atlantic 63, Rice 62	Tudor Fieldhouse	ESPN3	M9, 2022	Rice 73, Charlotte 61 <sup>3</sup>	San Marcos, Texas	ESPN+
F3, 2018	North Texas 74, Rice 70	Denton, Texas	ESPN3	M10, 2022	North Texas 68, Rice 50 <sup>3</sup>	Frisco, Texas	Stadium
F8, 2018	Middle Tennessee 94, Rice 75	Murfreesboro, Tenn.	Stadium	M19, 2022	Ohio 65, Rice 64	Daytona Beach, Fla.	FloHoops
F17, 2018	WKU 85, Rice 66	Tudor Fieldhouse	ESPN3	D12, 2022	#7 Texas 87, Rice 81 <sup>ot</sup>	Austin, Texas	LHN
M1, 2018	Rice 76, UTEP 70	Tudor Fieldhouse	FloSports				
M3, 2018	UTSA 79, Rice 60	Tudor Fieldhouse	ESPN3				

**Post Season Denoted** — <sup>1</sup> Southwest Conference Tournament. <sup>2</sup> Western Athletic Conference Tournament. <sup>3</sup> Conference USA Tournament.

# Media Information

This publication is produced to assist the media in its coverage of Rice Owls Basketball. In addition to the Media Fact Book, which serves as a reference tool for the 2023-24 season as well as the history of the program, material including electronic images and press clippings are also available upon request.

Tim Andrzejewski serves as the day-to-day contact for the Rice basketball program and can be reached by phone at 713.348.3929 (office) or 662.312.7663 (mobile). Additionally, Andrzejewski's email address is tra3@rice.edu.

## RICE ATHLETIC COMMUNICATIONS

The Rice University athletic communications office is located steps off Autry Court in Tudor Fieldhouse. The mailing address is P.O. Box 1892, MS 548, Houston, Texas 77251-1892. The street address is Tudor Fieldhouse, 6100 Main Street, Houston, Texas 77005.

## CREDENTIAL REQUESTS

All requests for single-game, working credentials should be made to the sports information office at least one week in advance of the game to be covered. All requests should come from media entities' sports editors or directors.

Credential requests can be emailed directly to basketball contact Tim Andrzejewski (tim.andrzejewski@rice.edu).

Rice University follows the guidelines set forth by the NCAA and the American Athletic Conference in issuing credentials.

Credentials will be issued based on the following priority schedule:

1. Media agencies which cover Rice and/or its opponent on a regular basis;
2. Media agencies which cover the American Athletic Conference regularly;
3. National media agencies;
4. Other daily newspapers with Sunday publication and a minimum circulation of 100,000;
5. Other daily newspapers with Sunday publication and a minimum circulation of 50,000;
6. Television stations with a full-time sports director;
7. Radio stations with a full-time sports director conducting daily talk shows;
8. Student publications or departments representing the competing schools only. Student publications of non-competing schools will not be accredited. *When available, a maximum of two press row seats and two photo passes are available for visiting student publications;*
9. Other credential requests considered on the basis of circulation, publication dates and space. The USBWA offers endorsements for online entities and Rice Athletics encourages digital outlets to apply.

Spouses, dates, minors and non-working media will not be permitted in the press areas. Credentials will be available at the media will call located at the ticket windows adjacent to the lobby entrance to Tudor Fieldhouse. No credentials will be mailed.

Photo credentials will be granted on the same priority schedule as general media credentials.

## NBA SCOUTS

Credentials for NBA scouts should be requested by NBA teams' player personnel/college scouting departments. Credentials should be requested at least one week in advance and will be available at media will call.

Every effort will be made to provide scout seating in the media sections of Tudor Fieldhouse. For certain events, scout seating will be in marked seating of the fieldhouse.

## PHOTOGRAPHERS

Photo credentials will be granted on the same game-day priority schedule as general media credentials.

Photo spots in Tudor Fieldhouse are not reserved. All photographers must stay behind the line painted six feet beyond the court baseline while working.

## TICKETS

To order game tickets, contact the Rice athletic ticket office at (713) 522-OWLS (6957). Tickets may also be purchased online by visiting the school's athletic web site, RiceOwls.com. Most major credit cards are accepted for advance orders.

## VISITING RADIO

ISDN and analog lines are dedicated for visiting university's official radio network. Visiting crews will be located at the scorer's table adjacent to the visiting team bench.

ISDN numbers will be announced prior to the season. Below is the analog number dedicated to visiting radio:

Rice Visiting Radio Analog – 713.348.2865

## WIRELESS INTERNET ACCESS

Media can access the university's wireless network in Tudor Fieldhouse.

The network for university guests is **Rice Visitor**.

Agreement to follow the **Rice University Appropriate Use of Computer Resources** policy is required before access to the Internet through the Rice visitor network is granted. No additional password is needed to gain internet access.

## GAME SERVICES

Media covering Rice basketball will be provided with pregame packages including flip cards, game notes and statistics. Halftime and final box scores along with play-by-play recaps will also be available as soon as possible during intermission and post-game.

## LIVE STATS

Rice and the American Athletic Conference use the StatBroadcast in-game statistical information delivery system. Media members are encouraged to bring their own laptop or mobile device to use the system. In extreme cases, the Rice Athletic Communications office may be able to provide a backup device.

Information for logging onto the system will be available at all home games. StatBroadcast links are not to be shared for public use, as it may slow down the stat delivery process.

Hard copy stats will be made available to media at the end of each half.

## SEASON INTERVIEW POLICY

During the season, interviews with Rice student-athletes, head coach Scott Pera and his staff should be made through Tim Andrzejewski in the Rice Athletic Communications office.

## POSTGAME INTERVIEWS

The Rice Athletic Communications office will assist writers and broadcasters wishing to interview players and coaches after each game. Following a cooling-off period, Rice coach Scott Pera and Rice student-athletes will be available in the Bretthauer Conference Room for post-game interviews (Room 2301; located on the second floor). For some home games, the location of post-game interviews will change. A Rice staff member will alert the media of any changes prior to the end of regulation.

The Rice locker room and training room are not open to the media.

Every effort will be made to coordinate with visiting sports information officials interview opportunities for the visiting coach/student-athletes.