



2022 - 2023
MEDIA GUIDE

TABLE OF CONTENTS


1	QUICK FACTS	18	HONORS & AWARDS	47	COACHING RECORDS
2	2022-23 ROSTER	21	1,000-PT SCORERS	48	RECORD VS OPPONENTS
3	COACHING STAFF	29	TEAM RECORDS	85	YEAR-BY-YEAR RESULTS
4	PLAYER BIOS	30	INDIVIDUAL RECORDS	87	ALL-TIME RESULTS
6	2021-22 STATS	38	ROBINS CENTER RECORDS		
11	PRO SPIDERS	40	ALL-TIME ROSTERS		
12	POSTSEASON HISTORY	46	TOP 25 RESULTS		



JOIN US NOW

Unlock the best of adidas.
Scan the QR code to join adiClub for free

adiclub



I love finding my flow.



QUICK FACTS

University Information

Location Richmond, VA 23173
 Founded 1830
 Total Enrollment 3,890
 Nickname Spiders
 Colors Red and Blue
 Arena Robins Center
 Opened 1972 (51st season)
 Capacity 7,201
 President Kevin F. Hallock
 Athletics Director John Hardt

Coaching Staff

Head Coach Chris Mooney, 18th season
 Alma Mater Princeton (1994)
 W-L at Richmond 312-244
 Career D-I W-L/Years 330-256/17
 Assistant Coach David Boyden, 1st season
 Alma Mater Western Kentucky (2003)
 Assistant Coach Will Gipe, 7th season
 Alma Mater Virginia Tech (2014)
 Assistant Coach Peter Thomas, 1st season
 Alma Mater Richmond (2007)
 Dir of Operations Mark McGonigal, 7th season
 Alma Mater Richmond (2009)
 Dir Program Development ...Darius Stokes, 2nd season
 Alma Mater Iowa (2014)
 Video Coordinator Jack Fahed, 1st season
 Alma Mater James Madison (2021)

Team Information

Conference Atlantic 10
 2021-22 Record 24-13 (A-10 Champions)
 Letterwinners Returning/Lost 12/8
 Starters Returning/Lost 2/3
 Newcomers 4

Program History

First Season 1913-14 (110th season)
 All-Time Record 1,451-1,244
 NCAA Appearances/W-L 10/9-10
 (1984, '86, '88, '90-91, '98, 2004, '10-11, '22)
 NIT Appearances/W-L 10/11-10
 Conference Championships 7
 (1984, '88, '90-91, '98, 2011, '22)

Support Staff

Athletic Trainer Andy McPherson
 Strength Coach Jay DeMayo
 Director of Academics Courtney Hughes
 Athletics Web Site RichmondSpiders.com
 Athletics Dept Phone (804) 289-8363
 PR Director Jason Vida
 Cell Phone (267) 566-2130
 Office Phone (804) 289-8320
 Email jvida@richmond.edu

Returning Letterwinners (12)

Player	Year	PPG	RPG	APG	SPG	BPG
Tyler Burton	SR	16.1	7.7	1.0	1.1	0.5
Andre Gustavson	GR	4.5	2.5	1.1	1.1	0.2
Matt Grace	GR	4.1	2.4	1.0	0.5	0.5
Connor Crabtree	GR	2.0	1.0	0.4	0.2	0.0
Dji Bailey	JR	1.9	0.7	0.3	0.4	0.1
Marcus Randolph	SO	0.6	0.0	0.1	0.0	0.0
Gabe Arizin	SR	0.0	1.0	0.0	0.0	0.0
Quentin Southall	JR	0.0	0.0	0.0	0.0	0.0
Liam Weaver	SO	0.0	0.0	0.0	0.0	0.0
Malcolm Dread*	R-FR	--	--	--	--	--
Jason Nelson*	R-FR	--	--	--	--	--
Aidan Noyes*	R-FR	--	--	--	--	--

* Redshirted during 2021-22 season

Departing Letterwinners (8)

Player	PPG	RPG	APG	SPG	BPG	
Grant Golden	13.7	6.0	3.0	0.4	0.5	Eligibility (Hawks - NBA Summer League)
Jacob Gilyard	13.3	3.5	5.4	2.9	0.2	Eligibility (Memphis Grizzlies)
Nathan Cayo	9.1	4.4	1.8	0.5	0.4	Eligibility (Montreal Alliance - CEBL)
Nick Sherod	6.0	1.8	0.3	0.4	0.0	Eligibility
Isaiah Wilson	2.3	1.1	0.7	0.6	0.0	Transfer (Winthrop)
Sal Koureissi	0.9	0.4	0.3	0.1	0.0	Transfer (Radford)
Jordan Gaitley	0.0	0.3	0.0	0.0	0.0	Eligibility
Sullivan Kulju	0.0	0.3	0.3	0.0	0.0	Eligibility

Newcomers (4)

Player	Year	Last Season
Neal Quinn	SR	14.7 PPG, 7.4 RPG, 4.0 APG at Lafayette, 2nd Team All-Patriot League
Jason Roche	SO	13.2 PPG at Citadel, Southern Conference Rookie of the Year
Isaiah Bigelow	GR	8.3 PPG, 5.5 RPG at Wofford
Michael Walz	FR	14 PPG, 10.6 RPG at Conestoga High (Berwyn, PA)

2022-23 ROSTER

No.	Name	Pos	Year	Ht	Wt	Hometown (High School/Previous School)
1	Jason Nelson	G	R-FR	5'10"	175	Richmond, VA (John Marshall)
2	Marcus Randolph	G	SO	6'5"	195	Willingboro, NJ (Archbishop Wood (PA))
3	Tyler Burton	F	SR	6'7"	215	Uxbridge, MA (Marianapolis Prep (CT))
4	Dji Bailey	G	JR	6'5"	180	Wilson, NC (Greenfield School)
5	Connor Crabtree	G	GR	6'6"	200	Hillsborough, NC (Hargrave Military (VA)/Tulane)
10	Liam Weaver	G	SO	6'2"	190	Kansas City, MO (Pembroke Hill)
11	Jason Roche	G	SO	6'5"	180	Berkeley, CA (St. Mary's High/Citadel)
12	Malcolm Dread	G	R-FR	6'4"	210	Detroit, MI (Gonzaga High (DC))
15	Matt Grace	F	GR	6'9"	230	Hamilton, Ontario (TRC Academy)
21	Mike Walz	C	FR	6'11"	250	Berwyn, PA (Conestoga)
22	Andre Gustavson	G	GR	6'5"	205	Helsinki, Finland (Helsinki Basketball Academy)
24	Isaiah Bigelow	F	GR	6'7"	200	Greensboro, NC (Ben L. Smith/Wofford)
25	Quentin Southall	G	JR	6'3"	180	Alexandria, VA (Georgetown Prep (MD))
32	Neal Quinn	C	SR	7'0"	250	Allendale, NJ (Ramapo High/Lafayette)
34	Gabe Arizin	G	SR	6'4"	190	West Chester, PA (St. Joseph's Prep)
35	Aidan Noyes	F	R-FR	6'7"	190	Cincinnati, OH (Archbishop Moeller)

COACHING STAFF

Head Coach (Alma Mater): Chris Mooney (Princeton, 1994), 18th season
 Assistant Coach: David Boyden (Western Kentucky, 2003), 1st season
 Assistant Coach: Will Gipe (Virginia Tech, 2014), 7th season
 Assistant Coach: Peter Thomas (Richmond, 2007), 1st season
 Director of Basketball Operations & Recruiting: Mark McGonigal (Richmond, 2009), 7th season
 Director of Program Development: Darius Stokes (Iowa, 2014) 2nd season
 Video Coordinator: Jack Fahed (James Madison, 2021), 1st season

PRONUNCIATION GUIDE

Gabe Arizin	AIR-rizz-in
Dji Bailey	Jai (rhymes with fly)
Isaiah Bigelow	BIG-eh-loh
Jack Fahed	fay-HED
Andre Gustavson	GOOS-tahv-sun
Aidan Noyes	noise
Jason Roche	roach
Michael Walz	walls

BREAKDOWN BY CLASS

Freshmen (4): Dread, Nelson, Noyes, Walz
 Sophomores (3): Randolph, Roche, Weaver
 Juniors (2): Bailey, Southall
 Seniors (3): Arizin*, Burton*, Quinn*
 Grad Students (4): Bigelow*, Crabtree*, Grace, Gustavson
 * Has additional season of eligibility beyond 2022-23 season

BREAKDOWN BY STATE/COUNTRY

California (1): Roche	New Jersey (2): Quinn, Randolph
CANADA (1): Grace	Ohio (1): Noyes
FINLAND (1): Gustavson	Pennsylvania (2): Arizin, Walz
Massachusetts (1): Burton	Virginia (2): Nelson, Southall
Michigan (1): Dread	
Missouri (1): Weaver	
North Carolina (3): Bailey, Bigelow, Crabtree	



CHRIS MOONEY
HEAD COACH
18th SEASON
PRINCETON, 1994

- MOST WINS IN RICHMOND HISTORY
- 2 ATLANTIC 10 CHAMPIONSHIPS (2011, '22)
- 3 NCAA TOURNAMENT APPEARANCES (2010-11, '22)
- 9 POSTSEASON APPEARANCES (3 NCAA, 3 NIT, 3 CBI)
- 3RD-LONGEST TENURED COACH IN A-10 HISTORY

COACHING STAFF



DAVID BOYDEN
ASSISTANT COACH



WILL GIPE
ASSISTANT COACH



PETER THOMAS
ASSISTANT COACH



MARK MCGONIGAL
DIRECTOR OF BASKETBALL
OPERATIONS & RECRUITING



DARIUS STOKES
DIRECTOR OF PROGRAM
DEVELOPMENT



JACK FAHED
VIDEO COORDINATOR

2022-23 SPIDERS

CLICK ON PLAYER'S NAME FOR UPDATED BIO



GABE ARIZIN

#34 | SENIOR | G
WEST CHESTER, PA



DJI BAILEY

#4 | JUNIOR | G
WILSON, NC



ISAIAH BIGELOW

#24 | GRAD STUDENT | F
GREENSBORO, NC



TYLER BURTON

#3 | SENIOR | F
UXBRIDGE, MA



CONNOR CRABTREE

#5 | GRAD STUDENT | G
HILLSBOROUGH, NC



MALCOLM DREAD

#12 | R-FRESHMAN | G
DETROIT, MI



MATT GRACE

#15 | GRAD STUDENT | F
HAMILTON, ONTARIO



ANDRE GUSTAVSON

#22 | GRAD STUDENT | G
HELSINKI, FINLAND



JASON NELSON

#1 | R-FRESHMAN | G
RICHMOND, VA

2022-23 SPIDERS

CLICK ON PLAYER'S NAME FOR UPDATED BIO



AIDAN NOYES

#35 | R-FRESHMAN | F
CINCINNATI, OHIO



NEAL QUINN

#32 | SENIOR | C
ALLEDALE, NJ



MARCUS RANDOLPH

#2 | SOPHOMORE | G
WILLINGBORO, NJ



JASON ROCHE

#11 | SOPHOMORE | G
BERKELEY, CA



QUENTIN SOUTHALL

#25 | JUNIOR | G
ALEXANDRIA, VA



MICHAEL WALZ

#21 | FRESHMAN | C
BERWYN, PA



LIAM WEAVER

#32 | SOPHOMORE | G
KANSAS CITY, MO

2021-22 RESULTS & STATISTICS

Game Records					Score by Periods				
Record	Overall	Home	Away	Neutral	Team	1st	2nd	OT	TOT
ALL GAMES	28-13	11-4	7-5	6-4	Richmond	1242	1369	17	2628
CONFERENCE	10-8	5-4	5-4	0-0	Opponents	1247	1254	31	2532
NON-CONFERENCE	14-5	6-0	2-1	6-4					

Team Box Score																						
No.	Player	GP-GS	MIN	AVG	Total			3-Point			F-Throw			PF	DQ	A	TO	BLK	STL	PTS	AVG	
					FG-FGA	FG%	3FG-3FGA	3FG%	FT-FTA	FT%	OFF	DEF	TOT									REB
33	BURTON, Tyler	37-37	1222:28	33.0	187-409	.457	57-156	.365	163-206	.791	55	230	285	7.7	66	0	36	61	19	41	594	16.1
33	GOLDEN, Grant	37-37	1019:01	27.5	206-407	.506	23-82	.280	72-102	.706	34	189	223	6.0	56	0	109	73	20	16	507	13.7
00	GILYARD, Jacob	37-37	1427:54	38.6	156-395	.395	94-261	.360	86-100	.860	18	110	128	3.5	59	0	198	58	7	108	492	13.3
4	CAYO, Nathan	37-37	984:25	26.6	146-262	.557	0-0	.000	46-99	.465	57	104	161	4.4	95	1	67	44	15	19	338	9.1
5	SHEROD, Nick	37-2	563:03	15.2	76-228	.333	56-165	.339	15-20	.750	9	59	68	1.8	31	0	12	10	0	15	223	6.0
22	GUSTAVSON, Andre	28-20	689:29	24.6	41-105	.390	16-52	.308	27-39	.692	16	54	70	2.5	49	0	31	21	5	30	125	4.5
15	GRACE, Matt	37-0	566:35	15.3	54-136	.397	25-88	.284	20-23	.870	28	61	89	2.4	47	0	38	20	18	19	153	4.1
21	WILSON, Isalah	33-15	485:45	14.7	25-78	.321	9-37	.243	18-29	.621	7	30	37	1.1	63	2	22	29	1	19	77	2.3
13	CRABTREE, Connor	35-0	272:35	7.8	25-53	.472	9-29	.310	12-16	.750	6	28	34	1.0	23	0	13	9	1	6	71	2.0
24	BAILEY, Dji	16-0	125:03	7.8	12-20	.600	0-5	.000	6-10	.600	4	7	11	0.7	11	0	4	7	1	6	30	1.9
2	KOUREISSI, Souleymane	14-0	56:41	4.0	4-12	.333	0-3	.000	5-9	.556	2	3	5	0.4	7	0	4	8	0	1	13	0.9
11	RANDOLPH, Marcus	9-0	28:56	3.2	2-7	.286	1-3	.333	0-0	.000	0	0	0	0.0	4	0	1	3	0	0	5	0.6
10	KUJU, Sullivan	3-0	03:34	1.2	0-0	.000	0-0	.000	0-1	.000	1	0	1	0.3	1	0	1	0	0	0	0	0.0
25	SOUTHALL, Quentin	1-0	00:51	0.9	0-0	.000	0-0	.000	0-0	.000	0	0	0	0.0	0	0	0	0	0	0	0	0.0
31	GATLEY, Jordan	3-0	02:50	0.9	0-0	.000	0-0	.000	0-1	.000	0	1	1	0.3	1	0	0	0	0	0	0	0.0
34	ARIZIN, Gabe	1-0	00:51	0.9	0-0	.000	0-0	.000	0-0	.000	0	1	1	1.0	0	0	0	0	0	0	0	0.0
Team											44	37	81				18					
Total		37	7450		934-2112	.442	290-881	.329	470-655	.718	281	914	1195	32.3	513	3	536	361	87	280	2628	71.0
Opponents		37	7450		951-2147	.443	266-775	.343	364-502	.725	347	975	1322	35.7	576	13	470	475	115	197	2532	68.4

Team Statistics				Team Results			
	UR	OPP		Date	Opponent	Score	Att.
Scoring	2628	2532		11/09/2021	N.C. Central	W 70-60	6173
Points per game	71.0	68.4		11/12/2021	vs Utah St.	L 74-85	3800
Scoring margin	+2.6	-		11/16/2021	Georgia St.	W 94-78	5521
Field goals-att	934-2112	951-2147		11/20/2021	at Drake	L 70-73	3347
Field goal pct	.442	.443		11/22/2021	Hofstra	W 81-68	5201
3 point fg-att	290-881	266-775		11/25/2021	vs Maryland	L 80-86	0
3-point FG pct	.329	.343		11/27/2021	vs Mississippi St.	Lot 71-82	1175
3-pt FG made per game	7.8	7.2		12/01/2021	at Wofford	W 73-64	1576
Free throws-att	470-552	364-502		12/05/2021	at UNI	W 60-52	2337
Free throw pct	.718	.725		12/11/2021	Toledo	W 72-69	6592
F-Throws made per game	12.7	9.8		12/17/2021	vs NC State	W 83-74	0
Rebounds	1195	1322		12/19/2021	Old Dominion	W 67-61	6884
Rebounds per game	32.3	35.7		12/22/2021	Bucknell	W 81-50	5037
Rebounding margin	-3.4	-		12/30/2021	Saint Joseph's	L 56-83	5003
Assists	426	470		01/02/2022	at Saint Louis	L 69-76	4825
Assists per game	14.5	12.7		01/05/2022	Massachusetts	W 80-72	5004
Turnovers	361	475		01/14/2022	Davidson	L 84-87	6471
Turnovers per game	9.8	12.8		01/18/2022	at Fordham	W 83-70	0
Turnover margin	+3.1	-		01/22/2022	at La Salle	W 64-56	2137
Assist/turnover ratio	1.5	1.0		01/25/2022	at Rhode Island	W 70-63	6259
Steals	280	197		01/29/2022	VCU	L 62-64	7201
Steals per game	7.6	5.3		02/01/2022	at Duquesne	W 74-57	2211
Blocks	87	115		02/04/2022	St. Bonaventure	W 71-61	6515
Blocks per game	2.4	3.1		02/07/2022	George Mason	W 82-59	5354
Winning streak	0	-		02/09/2022	at George Mason	Lot 84-87	3842
Home win streak	0	-		02/12/2022	La Salle	W 77-63	6801
Attendance	91079	40285		02/18/2022	at VCU	L 57-77	7637
Home games-Avg/Game	15-6072	12-3357		02/22/2022	at George Washington	W 84-71	1254
Neutral site-Avg/Game	-	10-5121		02/25/2022	Saint Louis	W 68-66	6750
				03/01/2022	Dayton	L 53-55	6572
				03/04/2022	at St. Bonaventure	L 65-72	4860
				03/10/2022	vs Rhode Island	W 64-59	6543
				03/11/2022	vs VCU	W 75-64	7420
				03/12/2022	vs Dayton	W 68-64	7799
				03/13/2022	vs Davidson	W 64-62	8452
				03/17/2022	vs Iowa	W 67-63	16017
				03/19/2022	vs Providence	L 51-79	0

2021-22 TEAM GAME-BY-GAME

Opponent	Date	Score	Total				3-Pointers			Free throws			Rebounds				PF	A	TO	BLK	STL	PTS	AVG
			FG-FGA	PCT	3FG-3FGA	PCT	FT-FTA	PCT	OFF	DEF	TOT	AVG											
N.C. Central	11/09/2021	70-60	W	27-48	.414	6-27	.222	16-21	.762	9	22	31	31.0	10	14	11	4	13	70	70.0			
vs Utah St.	11/12/2021	74-85	L	24-47	.403	14-33	.424	6-12	.500	11	20	31	31.0	16	19	7	3	8	74	72.0			
Georgia St.	11/16/2021	94-78	W	33-54	.611	16-29	.552	12-21	.571	4	31	35	32.3	20	24	13	2	10	94	79.0			
at Drake	11/20/2021	70-73	L	26-61	.426	7-20	.350	11-19	.579	11	23	34	32.8	19	14	10	2	9	70	73.3			
Hofstra	11/22/2021	81-68	W	33-57	.579	13-29	.448	2-5	.400	6	29	35	33.2	9	26	12	3	3	81	77.8			
vs Maryland	11/25/2021	80-86	L	30-65	.462	8-22	.364	12-20	.600	8	24	32	33.0	18	14	11	2	7	80	78.2			
vs Mississippi St.	11/27/2021	71-82	Lot	26-61	.426	8-30	.267	11-15	.733	6	14	20	31.1	17	15	9	3	10	71	77.1			
at Wofford	12/01/2021	73-64	W	28-45	.622	8-18	.444	9-13	.692	2	24	26	30.5	12	14	12	0	4	73	76.6			
at UNI	12/05/2021	60-52	W	24-40	.600	9-27	.333	3-5	.600	5	20	25	31.0	9	13	9	1	7	60	74.8			
Toledo	12/11/2021	72-69	W	22-62	.355	13-32	.406	15-23	.652	9	27	36	31.5	11	17	7	1	8	72	74.5			
vs NC State	12/17/2021	83-74	W	31-59	.525	7-19	.368	14-18	.778	6	27	33	31.6	21	19	10	3	5	83	75.3			
Old Dominion	12/19/2021	67-61	L	17-42	.405	6-24	.250	27-33	.818	5	26	31	31.6	15	12	11	4	5	67	74.6			
Bucknell	12/22/2021	81-50	W	34-64	.531	9-28	.321	4-6	.667	8	29	37	32.0	6	22	8	3	14	81	75.1			
Saint Joseph's	12/30/2021	56-83	L	20-72	.278	6-33	.182	10-12	.833	10	26	36	32.3	15	10	5	3	9	56	73.4			
at Saint Louis	01/02/2022	69-76	L	24-65	.369	6-20	.300	15-20	.750	14	32	46	33.2	16	15	11	2	7	69	73.7			
Massachusetts	01/05/2022	80-72	W	31-58	.534	8-22	.364	10-15	.667	7	26	33	33.2	10	21	13	0	11	80	73.8			
Davidson	01/14/2022	84-87	L	28-61	.459	12-32	.375	16-20	.800	8	14	22	32.5	16	11	5	2	9	84	74.4			
at Fordham	01/18/2022	83-70	W	29-58	.500	8-23	.348	17-23	.739	8	21	29	33.2	12	13	11	3	9	83	74.9			
at La Salle	01/22/2022	64-56	W	24-53	.453	3-19	.158	13-17	.765	4	24	28	32.1	13	12	8	2	12	64	74.3			
at Rhode Island	01/25/2022	70-63	W	23-64	.359	7-29	.241	17-20	.850	14	31	45	32.8	15	17	7	1	6	70	74.1			
VCU	01/29/2022	62-64	L	22-62	.355	4-22	.182	14-21	.667	17	19	36	32.9	12	10	13	3	12	62	73.5			
at Duquesne	02/01/2022	74-57	W	26-52	.500	13-24	.542	9-14	.643	9	25	34	33.0	10	19	12	4	8	74	73.5			
St. Bonaventure	02/04/2022	71-61	L	26-55	.473	6-23	.261	13-15	.867	10	25	35	33.0	15	12	1	9	71	73.4				
George Mason	02/07/2022	62-59	W	22-56	.393	11-33	.333	7-10	.700	4	20	24	32.7	14	12	7	4	11	62	73.0			
at George Mason	02/09/2022	84-87	Lot	30-63	.476	12-26	.462	12-17	.706	9	29	38	32.9	17	16	14	3	4	84	73.4			
La Salle	02/12/2022	77-63	W	26-55	.473	7-18	.389	18-22	.818	8	29	37	33.0	9	17	9	2	5	77	73.5			
at VCU	02/18/2022	57-77	L	20-55	.364	6-25	.240	11-18	.611	9	22	31	33.0	16	12	8	1	3	57	72.9			
at George Washington	02/22/2022	84-71	W	30-54	.556	10-24	.417	14-17	.824	3	31	34	33.0	15	9	1	3	84	73.3				
Saint Louis	02/25/2022	68-66	W	23-47	.489	6-17	.353	16-20	.800	5	20	25	32.7	14	8	11	5	9	68	73.1			
Dayton	03/01/2022	53-55	L	20-56	.357	4-16	.250	9-12	.750	6	23	29	32.6	12	8	10	6	8	53	72.5			
at St. Bonaventure	03/04/2022	65-72	L	25-57	.439	7-27	.259	8-13	.615	9	23	32	32.6	14	16	11	1	6	65	72.2			
vs Rhode Island	03/10/2022	64-59	W	18-47	.383	6-20	.300	22-33	.667	3	26	29	32.5	15	12	2	0	9	64	72.0			
vs VCU	03/11/2022	75-64	W	20-47	.426	9-19	.474	26-32	.813	6	22	28	32.3	18	10	11	1	10	75	72.1			
vs Dayton	03/12/2022	68-64	W	25-59	.424	4-16	.250	14-18	.778	8	24	32	32.3	13	13	5	2	6	68	71.9			
vs Davidson	03/13/2022	64-62	W	22-51	.431	5-16	.313	15-18	.833	4	29	33	32.3	17	8	11	0	5	64	71.7			
vs Iowa	03/13/2022	67-63	W	24-57	.421	5-17	.294	14-16	.875	8	28	36	32.4	14	14	12	3	3	67	71.6			
vs Providence	03/19/2022	51-79	L	21-53	.396	1-22	.045	8-21	.381	8	19	27	32.3	13	9	6	4	2	51	71.0			
Total		2628		934-2112	.442	290-881	.329	470-655	.718	281	914	1195	32.3	513	536	361	87	280	2628	71.0			
Opponents		2532		951-2147	.443	266-775	.343	364-502	.725	347	975	1322	35.7	576	470	475	115	197	2532	68.4			

2021-22 OPPONENT GAME-BY-GAME

Opponent	Date	Score	Total				3-Pointers			Free throws			Rebounds				PF	A	TO	BLK	STL	PTS	AVG
			FG-FGA	PCT	3FG-3FGA	PCT	FT-FTA	PCT	OFF	DEF	TOT	AVG											
N.C. Central	11/09/2021	70-60	W	23-58	.397	9-26	.346	5-5	1.000	12	26	38	38.0	17	13	21	3	7	60	60.0			
vs Utah St.	11/12/2021	74-85	L	31-56	.554	8-18	.444	15-19	.789	8	33	41	39.5	10	21	11	1	3	85	72.5			
Georgia St.	11/16/2021	94-78	W	29-65	.446	10-23	.435	10-20	.500	12	24	36	38.3	19	11	13	2	9	78	74.3			
at Drake	11/20/2021	70-73	L	26-61	.426	10-28	.357	11-15	.733	13	27	40	38.8	17	12	15	3	4	73	74.0			
Hofstra	11/22/2021	81-68	W	28-61	.459	8-22	.364	4-8	.500	6	18	24	35.8	4	13	6	4	5	68	72.8			
vs Maryland	11/25/2021	80-86	L	28-57	.491	10-23	.435	20-25	.800	7	30	37	36.0	13	17	14	5	8	86	75.0			
vs Mississippi St.	11/27/2021	71-82	Lot	29-55	.527	5-15	.333	19-23	.826	13	31	44	37.1	16	14	19	3	6	82	76.0			
at Wofford	12/01/2021	73-64	W	26-57	.456	6-19	.316	6-9	.667	7	16	23	35.4	15	10	10	1	8	64	74.5			
at UNI	12/05/2021	60-52	W	22-53	.415	3-22	.136	5-9	.556	3	31	34	35.2	10	8	12	1	4	52	72.0			
Toledo	12/11/2021	72-69	W	28-59	.475	10-21	.476	3-7	.429	6	35	41	35.8	17	15	14	2	4	69	71.7			
vs NC State	12/17/2021	83-74	W	23-61	.377	7-22	.318	21-34	.618	15	22	37	35.9	19	8	7	3	5	74	71.9			
Old Dominion	12/19/2021	67-61	L	23-68	.338	3-20	.150	12-17	.706	20	24	44	36.6	23	8	10	1	7	61	71.0			
Bucknell	12/22/2021	81-50	W	21-55	.382	6-19	.316	2-2	1.000	5	23	28	35.0	7	12	16	3	7	50	69.4			
Saint Joseph's	12/30/2021	56-83	L	31-60	.517	8-22	.364	13-19	.684	7	44	51	37.0	11	12	15	3	2	83	70.4			
at Saint Louis	01/02/2022	69-76	L	28-66	.424	5-19	.263	15-20	.750	11	29	40	37.2	17	12	9	4	9	76	70.7			
Massachusetts	01/05/2022	80-72	W	27-61	.443	11-20	.550	7-10	.700	10	21	31	36.8	14	10	15	1	6	72	70.8			
Davidson	01/14/2022	84-87	L	30-56	.536	13-27	.481	14-16	.875	12	27	39	36.9	12	18	16	1	3	87	71.8			
at Fordham	01/18/2022	83-70	W	26-53	.491	12-29	.414	6-9	.667	8	25	33	36.7	20	17	22	3	5	70	71.7			
at La Salle	01/22/2022	64-56	W	21-55	.382	3-15	.200	11-13	.846	11	29	40	36.9	17	15	16	4	3	56	70.8			
at Rhode Island	01/25/2022	70-63	W	24-60	.400	6-18	.333	9-12	.750	8													

2021-22 SPECIALTY STATISTICS

DATE	OPPONENT	PTS/TO	PAINT	2ND CHANCE	FAST BREAK	BENCH	TIES	LEAD CHANGES	LEADING	TRAILING	LEAD LOST/DEFICIT OVERCOME
11/9	NC Central	22	32	13	15	7	2	2	16:47	22:20	Trailed by 14 (1st - 5:05)
11/12	Utah St	17	22	11	3	15	6	9	20:07	15:41	Led by 7 (1st - 14:01)
11/16	Georgia St	14	32	5	7	45	0	0	37:42	0:00	--
11/20	Drake	18	32	11	4	11	5	7	30:24	6:12	Led by 8 (2nd - 5:58)
11/22	Hofstra	12	38	7	2	11	1	1	16:33	22:24	Trailed by 14 (1st - 6:14)
11/25	Maryland	12	40	6	6	20	3	11	34:06	4:34	Led by 12 (1st - 1:54)
11/27	Mississippi St	18	32	6	2	10	9	2	4:46	32:49	Led by 5 (1st - 8:50)
12/1	Wofford	14	38	0	6	17	3	1	33:01	5:32	Trailed by 6 (1st - 15:30)
12/5	Northern Iowa	14	24	4	4	4	5	5	24:06	12:45	Trailed by 5 (1st - 1:38)
12/11	Toledo	19	16	10	8	26	5	5	5:37	31:38	Trailed by 19 (2nd - 18:49)
12/17	NC State	9	46	3	2	12	0	3	24:15	14:31	Trailed by 8 (1st - 13:07)
12/19	Old Dominion	11	18	6	9	7	8	9	22:04	13:50	Trailed by 7 (1st - 17:49)
12/22	Bucknell	24	42	12	13	33	3	4	30:13	8:04	Trailed by 4 (1st - 13:11)
12/30	Saint Joseph's	7	22	6	7	18	2	6	5:23	32:58	Led by 5 (1st - 5:47)
1/2	Saint Louis	6	32	13	10	8	0	3	1:53	37:18	Led by 3 (1st - 18:01)
1/5	UMass	19	46	8	21	26	1	1	37:03	1:34	Trailed by 3 (1st - 17:58)
1/14	Davidson	21	24	9	11	27	9	4	11:44	24:46	Led by 6 (2nd - 13:51)
1/18	Fordham	26	38	11	7	10	7	5	21:29	11:32	Trailed by 6 (1st - 11:50)
1/22	La Salle	13	38	6	11	2	4	3	24:05	12:50	Trailed by 8 (1st - 9:16)
1/25	Rhode Island	13	32	16	15	19	1	2	10:01	27:14	Trailed by 15 (2nd - 19:23)
1/29	VCU	19	34	18	13	12	6	3	3:03	32:51	Led by 2 (1st - 19:34)
2/1	Duquense	14	26	3	2	13	1	3	20:55	16:55	Trailed by 9 (1st - 8:21)
2/4	St. Bonaventure	15	36	13	15	5	5	10	29:03	6:52	Trailed by 4 (1st - 8:32)
2/7	George Mason	21	18	4	0	5	8	14	22:16	12:08	Trailed by 6 (2nd - 5:25)
2/9	George Mason	10	26	9	6	14	11	13	29:51	8:44	Led by 7 (2nd - 16:17)
2/12	La Salle	9	34	10	11	18	4	7	27:09	7:48	Trailed by 6 (1st - 4:45)
2/18	VCU	10	24	9	4	6	2	3	18:13	20:02	Led by 8 (1st - 2:01)
2/22	George Washington	2	38	2	5	16	0	0	39:15	0:00	--
2/25	Saint Louis	23	26	8	5	17	8	7	14:24	21:49	Trailed by 12 (1st - 1:28)
3/1	Dayton	13	32	5	4	12	8	3	4:32	28:23	Led by 5 (1st - 8:56)
3/4	St. Bonaventure	13	32	8	7	16	14	14	10:22	21:46	Led by 3 (2nd - 17:56)
3/10	Rhode Island	23	24	5	4	6	1	1	3:25	34:59	Trailed by 15 (2nd - 16:11)
3/11	VCU	13	20	7	3	4	1	4	28:22	10:59	Trailed by 6 (1st - 9:36)
3/12	Dayton	12	38	4	0	19	3	1	2:17	35:57	Trailed by 15 (2nd - 16:44)
3/13	Davidson	7	24	6	5	7	5	4	23:12	12:48	Trailed by 7 (2nd - 10:03)
3/17	Iowa	11	38	5	8	4	8	8	25:42	11:46	Trailed by 5 (2nd - 16:24)
3/19	Providence	7	32	3	0	9	0	0	0:00	39:18	--

2021-22 POINTS-REBOUNDS-ASSISTS

Opponent	Date	Score	2021-22 POINTS-REBOUNDS-ASSISTS																			
			00	2	3	4	5	10	11	13	15	21	22	GILYARD,J	KOUREISSI,	BURTON,TYL	CAYO,NATHA	SHEROD,NIC	KUJUI,SULL	RANDOLPH,M	CRABTREE,C	GRACE,MATT
N.C. Central vs Utah St.	11/09/2021	70-60	W	14-6-6	3-0-0	14-6-0	8-4-2	8-4-0	DNP	DNP	2-1-2	2-3-1	0-2-2	DNP								
Georgia St.	11/12/2021	74-85	L	16-3-7	0-0-0	13-7-0	3-1-2	3-2-3	DNP	DNP	6-4-1	7-3-1	0-0-1	DNP								
at Drake	11/20/2021	70-73	W	2-0-5	4-4-1	20-8-1	2-8-6	16-3-1	0-1-1	0-0-0	5-2-1	14-2-2	10-0-1	DNP								
Hofstra	11/22/2021	81-68	W	6-4-5	0-0-0	30-9-1	4-4-0	9-1-0	DNP	DNP	0-1-0	2-0-2	2-6-1	DNP								
vs Maryland	11/25/2021	80-86	L	17-4-6	0-0-0	22-7-3	18-5-5	5-1-0	DNP	DNP	3-3-3	0-2-1	0-1-1	DNP								
vs Mississippi St.	11/27/2021	71-82	Lot	17-4-6	0-0-0	23-7-1	5-4-2	0-0-0	DNP	DNP	0-0-0	0-0-1	3-1-0	DNP								
at Wofford	12/01/2021	73-64	W	13-7-4	4-0-0	8-2-0	9-4-3	0-2-1	DNP	DNP	8-3-0	3-1-1	5-3-1	DNP								
at UNI	12/05/2021	60-52	W	8-3-4	0-0-0	26-2-2	7-6-3	2-8-0	DNP	DNP	0-0-0	2-1-0	7-1-0	DNP								
Toledo	12/11/2021	72-69	W	13-3-7	0-0-0	17-9-0	6-2-0	14-5-0	DNP	DNP	8-5-3	4-0-2	3-4-2	0-0-0								
vs NC State	12/17/2021	83-74	W	13-6-10	DNP	16-8-1	14-4-4	3-2-0	DNP	DNP	0-0-0	5-2-1	9-2-1	2-0-0								
Old Dominion	12/19/2021	67-61	W	0-1-8	DNP	29-10-0	11-6-1	3-2-0	DNP	DNP	0-0-0	2-2-0	5-1-0	0-0-0								
Bucknell	12/22/2021	81-50	W	2-5-11	2-1-2	15-7-2	9-1-0	15-0-0	0-0-0	2-0-0	5-4-2	4-2-0	0-2-1	2-2-1								
Saint Joseph's	12/30/2021	56-83	L	4-4-6	DNP	11-6-0	4-2-1	8-2-0	DNP	DNP	0-3-0	5-3-0	5-1-0	2-2-0								
at Saint Louis	01/02/2022	69-76	L	12-4-4	DNP	24-12-1	6-11-4	0-1-0	DNP	DNP	2-1-0	6-1-1	5-2-2	0-1-0								
Massachusetts	01/05/2022	80-72	W	17-3-10	DNP	12-33-2	14-2-1	12-2-0	DNP	DNP	5-0-1	3-2-1	4-2-2	6-2-1								
Davidson	01/14/2022	84-87	L	28-4-5	DNP	9-3-0	8-4-0	20-2-0	DNP	DNP	2-0-0	0-0-0	0-0-1	5-1-1								
at Fordham	01/18/2022	83-70	W	31-3-2	DNP	7-5-3	13-6-2	4-1-1	DNP	DNP	3-0-0	3-0-3	0-0-1	11-7-1								
at La Salle	01/22/2022	64-56	W	6-2-7	0-0-1	12-3-0	18-4-1	0-1-1	DNP	0-0-0	0-0-0	2-4-0	0-1-0	8-5-1								
at Rhode Island	01/25/2022	70-63	W	15-1-6	DNP	14-13-2	5-4-2	8-1-1	DNP	DNP	1-2-0	10-5-2	10-3-0	2-3-1								
VCU	01/29/2022	62-64	L	14-3-6	DNP	5-4-2	9-4-0	8-2-0	DNP	0-0-0	DNP	2-3-1	2-0-0	4-9-0								
at Duquesne	02/01/2022	74-57	W	17-2-3	0-0-0	18-12-3	10-2-1	6-2-2	DNP	0-0-1	DNP	2-3-3	5-2-1	9-0-1								
St. Bonaventure	02/04/2022	71-61	W	3-4-8	DNP	36-7-0	6-3-3	0-1-0	DNP	DNP	0-0-0	5-5-2	0-0-0	9-3-0								
George Mason	02/07/2022	62-59	W	23-2-3	DNP	14-8-2	2-5-1	0-2-0	DNP	DNP	2-0-0	3-4-3	0-0-0	7-1-1								
at George Mason	02/09/2022	84-87	Lot	13-7-11	DNP	15-8-1	10-6-1	6-0-0	DNP	DNP	2-0-0	6-2-0	0-0-0	9-3-2								
La Salle	02/12/2022	77-63	W	11-6-5	0-0-0	15-10-0	12-1-1	12-0-0	DNP	0-0-0	2-1-0	4-6-1	DNP	6-3-6								
at VCU	02/18/2022	57-77	L	8-5-4	DNP	13-11-1	9-5-2	6-1-0	DNP	0-0-0	0-1-0	0-2-0	DNP	10-1-3								
at George Washington	02/22/2022	84-71	W	15-5-3	DNP	17-4-1	19-8-3	6-2-0	DNP	DNP	3-0-0	7-7-1	0-0-0	2-2-1								
Saint Louis	02/25/2022	68-66	W	15-2-2	DNP	23-10-1	5-3-1	13-3-0	DNP	DNP	2-0-0	2-3-1	DNP	2-1-1								
Dayton	03/01/2022	53-55	L	12-1-3	DNP	3-4-1	9-2-0	3-2-0	DNP	DNP	3-1-0	6-1-1	0-0-0	2-5-2								
at St. Bonaventure	03/04/2022	65-72	L	6-3-3	DNP	21-8-0	11-7-4	8-2-1	DNP	DNP	0-1-0	8-3-1	0-1-2	0-2-2								
vs Rhode Island	03/10/2022	64-59	W	10-3-4	DNP	12-11-2	9-6-3	0-1-0	DNP	DNP	3-0-0	3-3-1	DNP	8-2-1								
vs VCU	03/11/2022	75-64	W	32-0-3	DNP	11-3-1	0-2-0	0-2-0	DNP	DNP	0-0-0	4-5-2	0-0-0	10-3-1								
vs Dayton	03/12/2022	68-64	W	11-2-5	DNP	16-8-0	2-2-1	4-1-0	DNP	DNP	0-0-0	12-4-0	3-0-0	2-4-3								
vs Davidson	03/13/2022	64-62	W	26-4-2	DNP	16-12-0	9-7-3	2-3-1	DNP	DNP	2-0-0	3-1-0	0-0-0	0-1-0								
vs Iowa	03/17/2022	67-63	W	24-6-6	DNP	18-11-1	15-2-1	0-0-0	DNP	DNP	0-1-0	4-1-0	0-0-0	2-5-1								
vs Providence	03/19/2022	51-79	L	4-3-3	0-0-0	5-6-0	18-5-1	5-2-0	0-0-0	0-0-0	0-0-0	4-1-0	0-0-0	5-2-0								

Opponent	Date	Score	2021-22 POINTS-REBOUNDS-ASSISTS						
			24	25	31	33	34	BAILEY,DJI	SOUTHALL,Q
N.C. Central vs Utah St.	11/09/2021	70-60	W	0-0-0	DNP	DNP	19-5-1	DNP	
Georgia St.	11/12/2021	74-85	L	2-2-1	DNP	DNP	24-8-3	DNP	
at Drake	11/20/2021	70-73	L	DNP	DNP	DNP	17-6-5	DNP	
Hofstra	11/22/2021	81-68	W	0-2-2	DNP	DNP	13-7-5	DNP	
vs Maryland	11/25/2021	80-86	L	0-0-0	DNP	DNP	18-6-5	DNP	
vs Mississippi St.	11/27/2021	71-82	Lot	10-0-0	DNP	DNP	13-3-5	DNP	
at Wofford	12/01/2021	73-64	W	2-1-0	DNP	DNP	21-3-4	DNP	
at UNI	12/05/2021	60-52	W	0-1-0	DNP	DNP	8-7-4	DNP	
Toledo	12/11/2021	72-69	W	DNP	DNP	DNP	7-7-3	DNP	
vs NC State	12/17/2021	83-74	W	2-0-0	DNP	DNP	19-7-2	DNP	
Old Dominion	12/19/2021	67-61	W	2-3-1	DNP	DNP	15-4-2	DNP	
Bucknell	12/22/2021	81-50	W	3-0-0	0-0-0	0-0-0	22-10-3	0-1-0	
Saint Joseph's	12/30/2021	56-83	L	3-1-0	DNP	DNP	14-7-3	DNP	
at Saint Louis	01/02/2022	69-76	L	0-1-0	DNP	DNP	14-10-3	DNP	
Massachusetts	01/05/2022	80-72	W	0-0-0	DNP	DNP	7-5-3	DNP	
Davidson	01/14/2022	84-87	L	DNP	DNP	DNP	12-5-4	DNP	
at Fordham	01/18/2022	83-70	W	DNP	DNP	DNP	11-3-0	DNP	
at La Salle	01/22/2022	64-56	W	DNP	DNP	DNP	18-5-1	DNP	
at Rhode Island	01/25/2022	70-63	W	DNP	DNP	DNP	15-9-3	DNP	
VCU	01/29/2022	62-64	L	DNP	DNP	DNP	18-9-1	DNP	
at Duquesne	02/01/2022	74-57	W	DNP	DNP	DNP	7-7-4	DNP	
St. Bonaventure	02/04/2022	71-61	W	DNP	DNP	DNP	12-10-2	DNP	
George Mason	02/07/2022	62-59	W	DNP	DNP	DNP	11-5-2	DNP	
at George Mason	02/09/2022	84-87	Lot	DNP	DNP	DNP	23-8-1	DNP	
La Salle	02/12/2022	77-63	W	DNP	DNP	DNP	15-8-4	DNP	
at VCU	02/18/2022	57-77	L	DNP	DNP	DNP	11-4-2	DNP	
at George Washington	02/22/2022	84-71	W	DNP	DNP	DNP	15-6-6	DNP	
Saint Louis	02/25/2022	68-66	W	DNP	DNP	DNP	6-2-2	DNP	
Dayton	03/01/2022	53-55	L	0-0-0	DNP	DNP	15-10-1	DNP	
at St. Bonaventure	03/04/2022	65-72	L	DNP	DNP	DNP	11-3-3	DNP	
vs Rhode Island	03/10/2022	64-59	W	DNP	DNP	DNP	19-3-1	DNP	
vs VCU	03/11/2022	75-64	W	DNP	DNP	DNP	4-5-1	DNP	
vs Dayton	03/12/2022	68-64	W	DNP	DNP	DNP	18-9-4	DNP	
vs Davidson	03/13/2022	64-62	W	DNP	DNP	DNP	6-2-2	DNP	
vs Iowa	03/17/2022	67-63	W	DNP	DNP	DNP	4-5-5	DNP	
vs Providence	03/19/2022	51-79	L	0-0-0	DNP	0-0-0	10-5-5	DNP	

2021-22 SPIDERS SINGLE-GAME HIGHS

POINTS	36		Tyler Burton vs St. Bonaventure (02/04/2022)
	32		Jacob Gilyard vs VCU (N) (03/11/2022)
	31		Jacob Gilyard at Fordham (01/18/2022)
	30		Tyler Burton at Drake (11/20/2021)
	29		Tyler Burton vs Old Dominion (12/19/2021)
FIELD GOALS MADE	13		Tyler Burton vs St. Bonaventure (02/04/2022)
	11		Jacob Gilyard at Fordham (01/18/2022)
	11		Tyler Burton at Drake (11/20/2021)
FIELD GOAL ATTEMPTS	20		Tyler Burton vs St. Bonaventure (02/04/2022)
	17		Jacob Gilyard vs Davidson (N) (03/13/2022)
	17		Grant Golden vs Dayton (N) (03/12/2022)
	17		Jacob Gilyard vs VCU (N) (03/11/2022)
	17		Grant Golden vs Saint Joseph's (12/30/2021)
	17		Tyler Burton at Drake (11/20/2021)
	17		Grant Golden vs Utah St. (N) (11/12/2021)
FIELD GOAL PERCENTAGE (min 5 made)	.857	(6-7)	Grant Golden vs Hofstra (11/22/2021)
	.833	(10-12)	Grant Golden vs Bucknell (12/22/2021)
	.833	(5-6)	Matt Grace vs Dayton (N) (03/12/2022)
	.833	(5-6)	Matt Grace vs Georgia St. (11/16/2021)
3 PT FG MADE	7		Jacob Gilyard vs VCU (N) (03/11/2022)
	7		Jacob Gilyard vs George Mason (02/07/2022)
3 PT FG ATTEMPTS	12		Jacob Gilyard vs VCU (N) (03/11/2022)
	12		Jacob Gilyard vs George Mason (02/07/2022)
3 PT FG PERCENTAGE (min 2 made)	1.000	(3-3)	Andre Gustavson at George Mason (02/09/2022)
	1.000	(2-2)	Tyler Burton at George Washington (02/22/2022)
	1.000	(2-2)	Matt Grace at George Mason (02/09/2022)
	1.000	(2-2)	Andre Gustavson vs Massachusetts (01/05/2022)
	1.000	(2-2)	Isaiah Wilson vs NC State (N) (12/17/2021)
FREE THROWS MADE	12		Tyler Burton at Saint Louis (01/02/2022)
	10		Tyler Burton vs Old Dominion (12/19/2021)
FREE THROW ATTEMPTS	14		Tyler Burton at Saint Louis (01/02/2022)
	12		Tyler Burton vs Old Dominion (12/19/2021)
FREE THROW PERCENTAGE (min 3 made)	1.000	(9-9)	Jacob Gilyard at Rhode Island (01/25/2022)
	1.000	(7-7)	Jacob Gilyard vs VCU (N) (03/11/2022)
	1.000	(7-7)	Tyler Burton vs N.C. Central (11/09/2021)
	1.000	(6-6)	Tyler Burton vs Dayton (N) (03/12/2022)
	1.000	(6-6)	Jacob Gilyard vs Massachusetts (01/05/2022)
	1.000	(6-6)	Jacob Gilyard vs NC State (N) (12/17/2021)
	1.000	(5-5)	Tyler Burton at George Washington (02/22/2022)
	1.000	(4-4)	Jacob Gilyard vs Iowa (N) (03/17/2022)
	1.000	(4-4)	Tyler Burton vs La Salle (02/12/2022)
	1.000	(4-4)	Andre Gustavson vs St. Bonaventure (02/04/2022)
	1.000	(4-4)	Grant Golden vs Davidson (01/14/2022)
	1.000	(4-4)	Tyler Burton vs Saint Joseph's (12/30/2021)
	1.000	(3-3)	Grant Golden vs Dayton (03/01/2022)
	1.000	(3-3)	Grant Golden at George Washington (02/22/2022)
	1.000	(3-3)	Jacob Gilyard at George Washington (02/22/2022)
	1.000	(3-3)	Tyler Burton at George Mason (02/09/2022)
	1.000	(3-3)	Jacob Gilyard at Duquesne (02/01/2022)
1.000	(3-3)	Grant Golden at Fordham (01/18/2022)	
1.000	(3-3)	Jacob Gilyard at Fordham (01/18/2022)	
1.000	(3-3)	Grant Golden vs NC State (N) (12/17/2021)	
REBOUNDS	13		Tyler Burton at Rhode Island (01/25/2022)
	13		Tyler Burton vs Massachusetts (01/05/2022)
ASSISTS	11		Jacob Gilyard at George Mason (02/09/2022)
	11		Jacob Gilyard vs Bucknell (12/22/2021)
STEALS	7		Jacob Gilyard vs N.C. Central (11/09/2021)
	6		Jacob Gilyard vs Rhode Island (N) (03/10/2022)
	6		Jacob Gilyard vs Mississippi St. (N) (11/27/2021)
BLOCKED SHOTS	3		Jacob Gilyard vs Dayton (03/01/2022)
	3		Grant Golden vs Saint Louis (02/25/2022)
TURNOVERS	7		Jacob Gilyard at Wofford (12/01/2021)
	5		Tyler Burton vs Iowa (N) (03/17/2022)
	5		Grant Golden vs Old Dominion (12/19/2021)
FOULS	5		Isaiah Wilson at St. Bonaventure (03/04/2022)
	5		Nathan Cayo vs NC State (N) (12/17/2021)
	5		Isaiah Wilson vs Utah St. (N) (11/12/2021)

PRO SPIDERS

NBA DRAFT PICKS

Year	Name	Team	Round
2011	Justin Harper	Cleveland (to Orlando)	2nd
1993	Curtis Blair	Houston Rockets	2nd
1986	Johnny Newman	Cleveland Cavaliers	2nd
1985	Kelvin Johnson	Indiana Pacers	5th
1984	Bill Flye	Phoenix Suns	5th
1983	Jeff Pehl	San Antonio Spurs	5th
1983	Tom Bethea	Atlanta Hawks	6th
1982	John Schweitz	Boston Celtics	6th
1981	Mike Perry	Kansas City Kings	9th
1975	Bob McCurdy	Milwaukee Bucks	8th
1974	Aron Stewart	Cleveland Cavaliers	6th
1967	Johnny Moates	Cincinnati Royals	13th

NBA PLAYING CAREERS

Name	Team(s)	Years
Justin Harper	Philadelphia 76ers	2016-17
	Detroit Pistons	2015-16
	Orlando Magic	2011-12
Johnny Newman	Dallas Mavericks	2001-02
	New Jersey Nets	1999-01
	Cleveland Cavaliers	1998-99
	Denver Nuggets	1997-98
	Milwaukee Bucks	1994-97
	New Jersey Nets	1993-94
	Charlotte Hornets	1990-94
New York Knicks	1987-90	
Cleveland Cavaliers	1986-87	

Notes: Played in 1,159 NBA games, averaging 11.0 points per game and 2.2 rebounds per game. Shot 46.1 percent from the field. Played in 39 playoff games, including 23 with the Knicks, averaging 10.8 PPG in the playoffs. Ranked ninth in the NBA with 97 threes made in 1988-89.

John Schweitz	Detroit Pistons	1986-87
	Seattle Supersonics	1984-85

Notes: Scored 57 points in 22 games, including 19 with Seattle. Had 18 assists in 117 total minutes played.

FORMER SPIDERS CURRENTLY IN NBA

Name	Team	Position
Zach Chu '15	Pacers	Analytics Manager
Tony Dobbins '04	Celtics	Assistant Coach
Dan Geriot '11	Charge (G League)	Head Coach
Chris Fleming '93	Bulls	Assistant Coach
Kenny Atkinson '90	Warriors	Assistant Coach
Curtis Blair '92	NBA Referee	

OTHER PRO SPIDERS

Name	Last Team	Last Year
Jacob Gilyard	Memphis Hustle (G League)	2022
Grant Golden	Grand Rapids Gold (G League)	2022
Nathan Cayo	Astoria Bydgoszcz (Poland)	2022
Blake Francis	Capital City Go-Go (G League)	2022
Jordan Madrid-Andrews	Tiszaujvaros (Hungary)	2022
De'Monte Buckingham	Feniks (North Macedonia)	2022
Khwan Fore	Koop Spor (Cyprus)	2021
T.J. Cline	Power (Big 3)	2022
Solly Stansbury	Boulogne-Levallois (France)	2022
Marshall Wood	McKinnon (Australia)	2019
ShawnDre' Jones	Motor City Cruise (G League)	2022
Terry Allen	Cote d'Opale (France)	2022
Kendall Anthony	Saint-Quentin (France)	2022
Cedrick Lindsay	P. Zvaigdes (Lithuania)	2014
Darien Brothers	Lapua (Finland)	2016
Josh Duinker	Kumamoto Volters (Japan)	2019
Darrius Garrett	Iraklis (Greece)	2020
Kevin Anderson	Czarni Slupsk (Poland)	2017
Dan Geriot	Verviers (Belgium)	2011
Justin Harper	Kyoto Hannaryz (Japan)	2022
Kevin Smith	Alba (Hungary)	2013
David Gonzalvez	Pyrinto Tampere (Finland)	2022
Jarhon Giddings	Rochester (PBL)	2013
Gaston Moliva	B. Bystrica (Slovakia)	2016
Oumar Sylla	Bernau (Germany)	2016
Jermaine Bucknor	Gladiators Trier (Germany)	2021
Kevin Steenberge	Okinawa GK (Japan)	2010
Tony Dobbins	Scafati (Italy)	2017
Jonathan Collins	Rotterdam (Holland)	2007
Tim Faulconer	Warrnambool (Australia)	2004
Scott Ungerer	Duesseldorf (Germany)	2006
Kinte Smith	Bergen op Zoom (Holland)	2006
Greg Stevenson	Samsung Thunder (S. Korea)	2021
Jarod Stevenson	Ulsan Mobis (S. Korea)	2021
Eric Poole	Metropolitan All-Stars (APBL)	2013
Rick Edwards	Dornbirn (Austria)	1999
Kass Weaver	Achilleas Agrou (Cyprus)	1999
Michael Hodges	Pelita Jaya (Indonesia)	1999
Gerald Jarmon	Israel	1998
Chris Fleming	QSTV (Belgium)	2000
Jim Springer	Germany	2000
Kenny Wood	Sant Cugat (Spain)	1997
Curtis Blair	Australia	1997
Jim Shields	Giessen 46ers (Germany)	1999
Ken Atkinson	Nantes (France)	2004
Mike Winiecki	Portugal	1991
Jeff Pehl	Israel	1983
Jeff Butler	France	1977

FORMER SPIDERS COACHING IN NCAA

Name	Team	Position
Keith Oddo '19	Bridgewater	Assistant Coach
Kevin Hovde '11	Florida	Assistant Coach
Kevin Smith '11	Charlotte	Assistant Coach

NCAA TOURNAMENT HISTORY



Appearances..... 10
 Record..... 9-10
 Deepest Run Sweet Sixteen (1988, 2011)

Year	Seed	Location	Region	Round	Result
1984	12th	Philadelphia Charlotte Charlotte	East	Opening First Second	W, 89-65 over (12) Rider W, 72-71 over (5) Auburn L, 75-67 to (4) Indiana
1986	11th	Syracuse	East	First	L 60-59 to (6) Saint Joseph's
1988	13th	Hartford Hartford East Rutherford	East	First Second Sweet Sixteen	W, 72-69 over (4) Indiana W, 59-55 over (5) Georgia Tech L, 69-47 to (1) Temple
1990	14th	Atlanta	East	First	L, 81-46 to (3) Duke
1991	15th	College Park College Park	East	First Second	W, 73-69 over (2) Syracuse L, 77-64 to (10) Temple
1998	14th	Washington DC Washington DC	East	First Second	W, 62-61 over (3) S. Carolina L, 81-66 to (11) Washington
2004	11th	Milwaukee	E. Rutherford	First	L, 76-64 to (6) Wisconsin
2010	7th	Providence	South	First	L, 80-71 to (10) Saint Mary's
2011	12th	Denver Denver San Antonio	Southwest	First Second Sweet Sixteen	W, 69-66 over (5) Vanderbilt W, 65-48 over (13) Morehead St. L, 77-57 to (1) Kansas
2022	12th	Buffalo Buffalo	Midwest	First Second	W, 67-63 over (5) Iowa L, 79-51 to (4) Providence

Record vs Opponents

Auburn	1-0
Duke	0-1
Georgia Tech.....	1-0
Indiana	1-1
Iowa	1-0
Kansas.....	0-1
Morehead State.....	1-0
Providence	0-1
Rider	1-0
Saint Joseph's.....	0-1
Saint Mary's.....	0-1
South Carolina.....	1-0
Syracuse.....	1-0
Temple.....	0-2
Vanderbilt.....	1-0
Washington.....	0-1
Wisconsin	0-1

Record by Round

Opening.....	1-0
First.....	6-4
Second.....	2-4
Sweet Sixteen	0-2

Record as Seed (Appearances)

7th.....	0-1 (1)
11th	0-2 (2)
12th	5-3 (3)
13th	2-1 (1)
14th	1-2 (2)
15th	1-1 (1)

Record vs Seed

1st.....	0-2
2nd.....	1-0
3rd.....	1-1
4th.....	1-2
5th.....	4-0
6th.....	0-2
10th	0-2
11th	0-1
12th	1-0
13th	1-0

NIT HISTORY



Appearances..... 10
Record..... 11-10
Deepest RunQuarterfinals (2002, 2015, 2017, 2021)

Year	Location	Round	Result
1982	Richmond, VA	First	L, 66-50 vs Maryland
1985	Richmond, VA	First	W, 59-57 vs Fordham
	Bloomington, IN	Second	L, 75-53 at Indiana
1989	Richmond, VA	First	W, 70-56 vs Temple
	Richmond, VA	Second	L, 64-61 vs UAB
1992	Gainesville, FL	First	L, 66-52 at Florida
2001	Richmond, VA	First	W, 79-56 vs West Virginia
	Dayton, OH	Second	L, 71-56 at Dayton
2002	Richmond, VA	First	W, 74-67 (OT) vs Wagner
	Richmond, VA	Second	W, 63-48 vs Montana State
	Minneapolis, MN	Third	W, 67-66 at Minnesota
	Richmond, VA	Quarterfinals	L, 62-46 vs Syracuse
2003	Richmond, VA	First	L, 67-49 vs Providence
2015	Richmond, VA	First	W, 84-74 vs St. Francis Brooklyn
	Richmond, VA	Second	W, 76-70 (OT) vs Arizona State
	Richmond, VA	Quarterfinals	L, 63-61 vs Miami (FL)
2017	Tuscaloosa, AL	First	W, 71-64 at Alabama
	Richmond, VA	Second	W, 87-83 vs Oakland
	Fort Worth, TX	Quarterfinals	L, 86-68 at TCU
2021	Denton, TX	First	W, 76-66 vs Toledo
	Denton, TX	Quarterfinals	L, 68-67 vs Mississippi St

Record vs Opponents

Alabama.....	1-0	Oakland.....	1-0
Arizona State.....	1-0	Providence.....	0-1
Dayton.....	0-1	St. Francis Brooklyn.....	1-0
Florida.....	0-1	Syracuse.....	0-1
Fordham.....	1-0	Temple.....	1-0
Indiana.....	0-1	TCU.....	0-1
Maryland.....	0-1	Toledo.....	1-0
Miami (FL).....	0-1	UAB.....	0-1
Minnesota.....	1-0	Wagner.....	1-0
Mississippi State.....	0-1	West Virginia.....	1-0
Montana State.....	1-0		

Record By Round

First.....	7-3
Second.....	3-3
Third.....	1-0
Quarterfinals.....	0-4

CBI HISTORY



Appearances.....3
Record 3-2
Deepest RunSemifinals (2009)

<u>Year</u>	<u>Location</u>	<u>Round</u>	<u>Result</u>
2008	Charlottesville	First	L, 66-64 at Virginia
2009	Richmond	First	W, 75-69 vs St. John's
	Richmond	Quarterfinals	W, 74-72 vs College of Charleston
	Richmond	Semifinals	L, 81-69 vs UTEP
2013	Smithfield	First	W, 76-71 at Bryant
	Fairborn	Second	L, 57-51 at Wright State

Record vs. Opponents

Bryant	1-0
College of Charleston	1-0
St. John's	1-0
UTEP	0-1
Virginia	0-1
Wright State.....	0-1

Record By Round

First	2-1
Second.....	1-1
Semifinals.....	0-1

ECAC TOURNAMENT HISTORY



Appearances..... 3
Record 3-3
Furthest Run Finals (1981, 1982)

<u>Year</u>	<u>Location</u>	<u>Round.....</u>	<u>Result</u>
1980	Williamsburg	Quarterfinals	L, 78-77 at William & Mary
1981	Loretto, Pa Hampton, Va.	Quarterfinals	W, 98-78 at St. Francis
		Semifinals.....	W, 81-77 vs Old Dominion
		Finals.....	L, 69-60 vs James Madison
1982	Norfolk, Va.	Semifinals.....	W, 49-42 vs East Carolina
		Finals.....	L, 77-69 vs Old Dominion

SOCON TOURNAMENT HISTORY



Appearances.....30
 Record.....20-30
 Furthest Run Finals (1954, 1956, 1970, 1971, 1974, 1976)

Year	Location	Round	Result
1937	Raleigh	Quarterfinals	L, 33-24 to Wake Forest
1938	Raleigh	Quarterfinals	L, 35-32 to Clemson
1939	Raleigh	First	W, 31-20 over VMI
		Quarterfinals	L, 47-32 to Maryland
1940	Raleigh	Quarterfinals	L, 40-34 to Wake Forest
1941	Raleigh	Quarterfinals	L, 41-32 to South Carolina
1944	Raleigh	Quarterfinals	L 62-41 to North Carolina
1947	Raleigh	Quarterfinals	L, 55-43 to North Carolina
1953	Raleigh	Quarterfinals	L, 88-70 to Wake Forest
1954	Morgantown	Quarterfinals	W, 84-66 over VMI
		Semifinals	W, 85-81 (OT) over Furman
		Finals	L, 83-70 to George Washington
1955	Richmond	Quarterfinals	W, 90-75 over William & Mary
		Semifinals	L, 67-65 to George Washington
1956	Richmond	Quarterfinals	W, 79-62 over William & Mary
		Semifinals	W, 65-56 over Washington & Lee
		Finals	L, 58-56 to West Virginia
1957	Richmond	Quarterfinals	W, 90-71 over Furman
		Semifinals	L, 83-62 to West Virginia
1958	Richmond	Quarterfinals	W, 63-59 over The Citadel
		Semifinals	L, 81-70 to West Virginia
1959	Richmond	Quarterfinals	L, 87-69 to William & Mary
1960	Richmond	Quarterfinals	L, 78-58 to West Virginia
1961	Richmond	Quarterfinals	L, 70-66 to The Citadel
1962	Richmond	Quarterfinals	L, 97-75 to West Virginia
1963	Richmond	Quarterfinals	L, 75-44 to West Virginia
1965	Charlotte	Quarterfinals	L, 103-63 to Virginia Tech
1966	Charlotte	Quarterfinals	W, 76-74 over East Carolina
		Semifinals	L, 85-65 to Davidson
1967	Charlotte	Quarterfinals	W, 100-98 (OT) over The Citadel
		Semifinals	L, 82-70 to West Virginia
1968	Charlotte	Quarterfinals	W, 100-88 (OT) over The Citadel
		Semifinals	L, 102-81 to West Virginia
1969	Charlotte	Quarterfinals	W, 66-64 over Furman
		Semifinals	L, 97-83 to Davidson
1970	Charlotte	Quarterfinals	W, 75-73 over East Carolina
		Semifinals	W, 77-69 over George Washington
		Finals	L, 81-61 to Davidson
1971	Charlotte	Quarterfinals	W, 69-67 over East Carolina
		Semifinals	W, 66-64 over William & Mary
		Finals	L, 68-61 to Furman
1972	Greenville	Quarterfinals	L, 98-82 to William & Mary
1973	Richmond	Quarterfinals	L, 96-62 to East Carolina
1974	Richmond	Quarterfinals	W, 69-59 over VMI
		Semifinals	W, 86-68 over Davidson
		Finals	L, 62-60 to Furman
1975	Richmond	Quarterfinals	L, 85-81 to VMI
1976	Richmond	Quarterfinals	W, 82-69 over The Citadel
	Greenville	Semifinals	W, 84-78 over William & Mary
		Finals	L, 41-33 to VMI

Record by Opponent

Citadel (4-1), Clemson (0-1), Davidson (1-3), East Carolina (3-1), George Washington (1-2), Furman (3-2), Maryland (0-1), North Carolina (0-2), South Carolina (0-1), VMI (3-2), Virginia Tech (0-2), Wake Forest (0-3), Washington & Lee (1-0), West Virginia (0-7), William & Mary (4-2)

Record by Round

First (1-0), Quarterfinals (13-16), Semifinals (6-7), Finals (0-6)

CAA TOURNAMENT HISTORY



Appearances..... 18
 Record..... 26-13
 Titles..... 5 (1984, 1988, 1990, 1991, 1998)

Year	Location	Round	Result
1983	Richmond (Robins)	Quarterfinals	L, 74-69 to Navy
1984	Harrisonburg	Semifinals	W, 65-57 over JMU
		Finals	W, 74-55 over Navy
1985	Williamsburg	Quarterfinals	W, 74-68 over American
		Semifinals	W, 77-64 over George Mason
		Finals	L, 85-76 to Navy
1986	Richmond (Robins)	Quarterfinals	W, 61-50 over William & Mary
	Fairfax	Semifinals	L, 62-60 to George Mason
1987	Hampton	Quarterfinals	W, 75-62 over American
		Semifinals	L, 69-63 to UNCW
1988	Hampton	Quarterfinals	W, 67-41 over East Carolina
		Semifinals	W, 54-53 over UNCW
		Finals	W, 74-71 over George Mason
1989	Hampton	Quarterfinals	W, 96-86 over Navy
		Semifinals	L, 59-56 to UNCW
1990	Richmond (Coliseum)	Quarterfinals	W, 67-52 over UNCW
		Semifinals	W, 91-90 (2OT) over American
		Finals	W, 77-72 over JMU
1991	Richmond (Coliseum)	Quarterfinals	W, 86-62 over East Carolina
		Semifinals	W, 78-70 over American
		Finals	W, 81-78 over George Mason
1992	Richmond (Coliseum)	Quarterfinals	W, 74-59 over George Mason
		Semifinals	L, 62-58 to Old Dominion
1993	Richmond (Coliseum)	Quarterfinals	L, 71-58 to UNCW
1994	Richmond (Coliseum)	Quarterfinals	W, 58-55 over East Carolina
		Semifinals	L, 76-72 to Old Dominion
1995	Richmond (Coliseum)	Quarterfinals	W, 60-54 over UNCW
		Semifinals	L, 81-70 to James Madison
1996	Richmond (Coliseum)	First Round	W, 93-77 over George Mason
		Quarterfinals	L, 89-55 to VCU
1997	Richmond (Coliseum)	First Round	W, 85-57 over George Mason
		Quarterfinals	L, 69-56 to Old Dominion
1998	Richmond (Coliseum)	Quarterfinals	W, 66-49 over George Mason
		Semifinals	W, 66-64 over American
		Finals	W, 79-64 over UNCW
1999	Richmond (Coliseum)	Quarterfinals	L, 64-57 to VCU
2000	Richmond (Coliseum)	Quarterfinals	W, 67-55 over Old Dominion
		Semifinals	W, 80-65 over James Madison
		Finals	L, 57-47 to UNCW

Record by Seed

1 Seed (7-2), 2 Seed (9-2), 3 Seed (6-4), 4 Seed (1-1), 6 Seed (0-1), 7 Seed (1-1), 8 Seed (1-1), 9 Seed (1-1)

Record by Round

First (2-0), Quarterfinals (12-5), Semifinals (7-6), Finals (5-2)

Record by Opponent

American (5-0), East Carolina (3-0), George Mason (7-1), James Madison (3-1), Navy (2-2), Old Dominion (1-3), UNC-Wilmington (4-4), VCU (0-2), William & Mary (1-0)

ATLANTIC 10 TOURNAMENT HISTORY



Appearances..... 20
 Record..... 20-18
 Titles..... 2 (2011, 2022)

Year	Location	Seed	Round	Result
2002	Philadelphia	--	Quarterfinals	W, 78-69 over St. Bonaventure
		--	Semifinals	W, 68-60 over La Salle
		--	Finals	L, 73-60 to Xavier
2003	Dayton	--	Quarterfinals	L, 66-52 to Temple
2004	Dayton	--	First	W, 67-47 over Fordham
		--	Quarterfinals	W, 64-49 over Temple
		--	Semifinals	L, 58-56 to Dayton
2005	Cincinnati	--	First	W, 68-60 over Rhode Island
		--	Quarterfinals	L, 63-51 to Saint Joseph's
2006	Cincinnati	11th	First	L, 45-37 to Fordham
2007	Atlantic City	12th	First	L, 63-61 to Fordham
2008	Atlantic City	4th	Quarterfinals	L, 61-47 to Saint Joseph's
2009	Atlantic City	6th	First	W, 65-49 over St. Bonaventure
		6th	Quarterfinals	L, 69-64 to Dayton
		3rd	Quarterfinals	W, 77-72 over UMass
2010	Atlantic City	3rd	Semifinals	W, 89-85 over Xavier
		3rd	Finals	L, 56-52 to Temple
		3rd	Quarterfinals	W, 55-45 to Rhode Island
2011	Atlantic City	3rd	Semifinals	W, 58-54 over Temple
		3rd	Finals	W, 67-54 over Dayton
		10th	First	L, 80-72 to La Salle
2012	Atlantic City	10th	First	L, 68-63 to Charlotte
2013	Brooklyn	8th	First	W, 76-64 over Duquesne
2014	Brooklyn	7th	First	L, 71-53 to VCU
		4th	Quarterfinals	L, 70-67, to VCU
2015	Brooklyn	9th	First	W, 70-55 vs Fordham
		9th	Quarterfinals	L, 69-54 vs Dayton
2016	Brooklyn	9th	Quarterfinals	W, 70-67 vs George Washington
		3rd	Semifinals	L, 87-77 (OT) vs VCU
		3rd	Finals	W, 81-68 vs Duquesne
2017	Pittsburgh	7th	First	L, 83-77 vs St. Bonaventure
		7th	Quarterfinals	W, 52-50 vs Fordham
2018	Washington, D.C.	11th	Play-In	L, 71-68 vs Saint Louis
		11th	First	<i>Canceled due to COVID-19</i>
2019	Brooklyn	11th	First	L, 67-62 vs Duquesne
2020	Brooklyn	2nd	Quarterfinals	
2021	Richmond, VA	8th	First	
2022	Washington, D.C.	6th	First	W, 64-59 vs Rhode Island
		6th	Quarterfinals	W, 75-64 vs VCU
		6th	Semifinals	W, 68-64 vs Dayton
		6th	Finals	W, 64-62 vs Davidson

By Opponent

Charlotte.....	0-1
Davidson.....	1-0
Dayton.....	2-3
Duquesne.....	2-1
Fordham.....	3-2
George Washington.....	1-0
La Salle.....	1-1
Massachusetts.....	1-0
Rhode Island.....	3-0
St. Bonaventure.....	2-1
Saint Joseph's.....	0-2
Saint Louis.....	0-1
Temple.....	2-2
VCU.....	1-3
Xavier.....	1-1

By Seed (Since 2006)

Record as 3 seed.....	6-2
Record as 4 seed.....	0-2
Record as 6 seed.....	5-1
Record as 7 seed.....	2-2
Record as 8 seed.....	0-2
Record as 9 seed.....	1-1
Record as 10 seed.....	0-1
Record as 11 seed.....	1-2
Record as 12 seed.....	0-1

By Round

Play-In Round.....	1-0
First Round.....	7-6
Quarterfinals.....	6-8
Semifinals.....	4-2
Finals.....	2-2

HONORS AND AWARDS

AP ALL-AMERICA

Year	Name
2009-10	Kevin Anderson (HM)
1985-86	Johnny Newman (HM)
1984-85	Johnny Newman (HM)
1983-84	Johnny Newman (HM)
1974-75	Bob McCurdy (3rd)
1934-35	George Lacy

SENIOR CLASS AWARD

Year	Name
2021-22	Jacob Gilyard

HELMS FOUNDATION ALL-AMERICA

Year	Name
1974-75	Bob McCurdy
1973-74	Aron Stewart
1972-73	Aron Stewart

NABC DISTRICT IV ALL-AMERICA

Year	Name
1988-89	Mike Winiecki

LEFTY DRIESELL ALL-AMERICA (DEFENSE)

Year	Name
2011-22	Jacob Gilyard
2020-21	Jacob Gilyard

LUTE OLSON ALL-AMERICA

Year	Name
2010-11	Justin Harper

CONVERSE ALL-AMERICA

Year	Name
1979-80	Michael Perry (HM)

ACADEMIC ALL-AMERICA

Year	Name
1985-86	John Davis (HM)

NABC ALL-DISTRICT

Year	Name
2021-22	Tyler Burton (1st)
2021-22	Jacob Gilyard (2nd)
2020-21	Blake Francis (2nd)
2020-21	Jacob Gilyard (2nd)
2020-21	Grant Golden (2nd)
2019-20	Blake Francis (2nd)
2019-20	Jacob Gilyard (2nd)
2019-20	Grant Golden (2nd)
2016-17	T.J. Cline (1st)
2014-15	Kendall Anthony (1st)
2010-11	Kevin Anderson (1st)
2010-11	Justin Harper (1st)

2009-10	Kevin Anderson (1st)
2003-04	Tony Dobbins (1st)
2003-04	Mike Skrocki (1st)

VA STATE PLAYER OF THE YEAR

Year	Name
2016-17	T.J. Cline
2000-01	Greg Stevenson
1999-00	Greg Stevenson
1997-98	Jarod Stevenson
1983-84	Johnny Newman

VA STATE DEFENSIVE PLAYER OF THE YEAR

Year	Name
2021-22	Jacob Gilyard
2020-21	Jacob Gilyard

VA STATE ROOKIE OF THE YEAR

Year	Name
2016-17	De'Monte Buckingham
2011-12	Kendall Anthony
2007-08	Kevin Anderson

VA ALL-STATE

Year	Name
2021-22	Tyler Burton (2nd)
2021-22	Jacob Gilyard (2nd)
2019-20	Jacob Gilyard (2nd)
2016-17	T.J. Cline (1st)
2015-16	T.J. Cline (2nd)
2014-15	Kendall Anthony (1st)
2013-14	Cedrick Lindsay (2nd)
2011-12	Kendall Anthony (HM)
2010-11	Kevin Anderson (1st)
2010-11	Justin Harper (1st)
2009-10	Kevin Anderson (1st)
2009-10	David Gonzalvez (2nd)
2008-09	Kevin Anderson (2nd)
2003-04	Tony Dobbins (1st)
2003-04	Mike Skrocki (1st)
2002-03	Tony Dobbins (2nd)
2001-02	Mike Skrocki (2nd)
2001-02	Scott Ungerer (3rd)
1991-92	Curtis Blair (1st)
1991-92	Kenny Wood (2nd)
1990-91	Curtis Blair (2nd)
1989-90	Ken Atkinson (1st)
1988-89	Mike Winiecki (1st)
1987-88	Peter Woolfolk (1st)
1986-87	Peter Woolfolk (2nd)
1985-86	Greg Beckwith (2nd)
1985-86	Johnny Newman (1st)
1984-85	Johnny Newman (2nd)
1983-84	Johnny Newman (1st)
1981-82	John Schweitz (1st)
1980-81	Michael Perry (1st)

1980-81	John Schweitz (2nd)
1978-79	Michael Perry (2nd)
1977-78	Michael Perry (2nd)
1968-69	Kenny Foster (2nd)
1967-68	Wilton Ford (1st)
1967-68	Kenny Foster (2nd)
1966-67	Johnny Moates (1st)
1966-67	Tom Green (1st)
1965-66	Spike Welsh (2nd)
1965-66	Johnny Moates (1st)
1965-66	Tom Green (2nd)
1964-65	Tom Tenwick (1st)
1963-64	John Telepo (1st)
1963-64	Tom Tenwick (2nd)
1962-63	John Telepo (2nd)
1961-62	John Telepo (2nd)
1961-62	Danny Higgins (1st)
1960-61	Lee O'Bryan (2nd)
1960-61	Tom Booker (2nd)
1960-61	Danny Higgins (2nd)
1958-59	Butch Lambiotte (2nd)
1958-59	Theryl Willis (1st)
1957-58	Roy Peschel (1st)
1957-58	Larry Rauppius (2nd)
1956-57	Roy Peschel (2nd)
1956-57	Warren Mitchell (1st)
1955-56	Walt Lysaght (2nd)
1955-56	Ken Daniel (2nd)
1955-56	Ed Harrison (1st)
1954-55	Walt Lysaght (2nd)
1954-55	Ed Harrison (1st)
1954-55	Ken Daniel (2nd)
1953-54	Walt Lysaght (2nd)
1953-54	Ed Harrison (1st)
1953-54	Ken Daniel (1st)
1952-53	Walt Lysaght (1st)
1952-53	Warren Mills (1st)
1952-53	Ed Harrison (1st)
1951-52	Jim Gahagan (2nd)
1951-52	Elmo Stephenson (2nd)
1950-51	Wes Brown (1st)
1949-50	Elmo Stephenson (2nd)
1948-49	Elmo Stephenson (2nd)
1946-47	Louis Miller (1st)
1945-46	Tony Diservio (1st)
1945-46	Freddie Gantt (1st)
1944-45	Freddie Gantt (1st)
1943-44	Freddie Gantt (1st)
1943-44	Charlie Sokol (2nd)
1943-44	George Gasser (2nd)
1942-43	Louis Miller (2nd)
1941-42	Mac Pitt Jr. (1st)
1940-41	Dick Humbert (2nd)
1939-40	Bill Burge (2nd)
1939-40	Stuart Hoskins (1st)
1937-38	Petey Jacobs (1st)
1936-37	Mush Greene (2nd)
1936-37	Petey Jacobs (1st)
1936-37	Bucky Jacobs (1st)
1935-36	George Lacy (1st)
1935-36	Winfrey Brown (1st)

Richmond Men's Basketball

1935-36	Herb Nash (2nd)
1934-35	George Lacy (1st)
1934-35	Roger Leverton (1st)
1934-35	Winfrey Brown (2nd)
1934-35	Herb Nash (2nd)
1934-35	Louis Elmore (1st)
1933-34	George Lacy (1st)
1931-32	Lud Sherman (1st)
1929-30	Russell Mann (2nd)
1927-28	Herb Peterson (1st)
1926-27	Herb Peterson (1st)
1925-26	Herb Peterson (1st)
1923-24	Dave Miller (1st)

SOUTHERN CONFERENCE HONORS (1936-76)

SOCON PLAYER OF THE YEAR

Year	Name
1972-73	Aron Stewart
1966-67	Johnny Moates

SOCON ALL-CONFERENCE

Year	Name
1974-75	Bob McCurdy (1st)
1973-74	Bob McCurdy (2nd)
1973-74	Aron Stewart (1st)
1972-73	Aron Stewart (1st)
1970-71	Mike Anastasio (1st)
1968-69	Wilton Ford (1st)
1966-67	Tom Green (1st)
1966-67	Johnny Moates (1st)
1965-66	Spike Welsh (2nd)
1965-66	Johnny Moates (1st)
1964-65	Tom Tenwick (1st)
1963-64	John Telepo (1st)
1960-61	Danny Higgins (2nd)
1958-59	Theryl Willis (2nd)
1957-58	Roy Peschel (2nd)
1956-57	Warren Mitchell (2nd)
1955-56	Walt Lysaght (2nd)
1955-56	Ed Harrison (1st)
1954-55	Walt Lysaght (2nd)
1954-55	Ed Harrison (2nd)
1953-54	Ed Harrison (2nd)
1937-38	Petey Jacobs (1st)

SOCON ALL-TOURNAMENT

Year	Name
1973-74	Aron Stewart
1973-74	Bob McCurdy
1970-71	Jim Hewitt
1969-70	Kenny Foster
1968-69	Wilton Ford
1966-67	Johnny Moates
1956-57	Warren Mitchell
1955-56	Ed Harrison
1955-56	Walt Lysaght
1954-55	Walt Lysaght

EASTERN COLLEGE ATHLETIC CONFERENCE HONORS (1979-1982)

ECAC ALL-CONFERENCE

Year	Name
1981-82	John Schweitz (1st)
1980-81	John Schweitz (1st)

ECAC ALL-TOURNAMENT

Year	Name
1981-82	John Schweitz
1980-81	John Schweitz

COLONIAL ATHLETIC ASSOCIATION HONORS (1983-2001)

CAA PLAYER OF THE YEAR

Year	Name
1997-98	Jarod Stevenson
1991-92	Curtis Blair
1983-84	Johnny Newman

CAA ROOKIE OF THE YEAR

Year	Name
1998-99	Charles Stephens
1996-97	Marseilles Brown
1986-87	Ken Atkinson
1984-85	Peter Woolfolk
1982-83	Johnny Newman

CAA ALL-CONFERENCE

Year	Name
2000-01	Greg Stevenson (1st)
1999-00	Greg Stevenson (1st)
1999-00	Kinte Smith (2nd)
1998-99	Charles Stephens (2nd)
1998-99	Kinte Smith (2nd)
1998-99	Jonathan Baker (2nd)
1997-98	Jarod Stevenson (1st)
1996-97	Rick Edwards (2nd)
1994-95	Kass Weaver (1st)
1993-94	Kass Weaver (2nd)
1993-94	Michael Hodges (2nd)
1992-93	Kenny Wood (1st)
1991-92	Curtis Blair (1st)
1991-92	Kenny Wood (2nd)
1990-91	Curtis Blair (1st)
1990-91	Kenny Wood (2nd)
1989-90	Ken Atkinson (1st)
1989-90	Scott Stapleton (2nd)
1988-89	Mike Winiacki (1st)
1988-89	Eric English (2nd)
1988-89	Ken Atkinson (1st)

1987-88	Peter Woolfolk (1st)
1987-88	Rodney Rice (2nd)
1986-87	Peter Woolfolk (2nd)
1985-86	Johnny Newman (1st)
1985-86	Greg Beckwith (2nd)
1984-85	Johnny Newman (1st)
1984-85	Kelvin Johnson (2nd)
1983-84	Johnny Newman (1st)
1980-81	Michael Perry (1st)
1979-80	Michael Perry (1st)

CAA ALL-TOURNAMENT

Year	Name
1999-00	Greg Stevenson
1999-00	Reggie Brown
1997-98	Daryl Oliver (MVP)
1997-98	Jonathan Baker
1997-98	Jarod Stevenson
1997-98	Marseilles Brown
1997-98	Eric Poole
1993-94	Michael Hodges
1991-92	Curtis Blair
1990-91	Jim Shields (MVP)
1990-91	Curtis Blair
1989-90	Ken Atkinson (MVP)
1989-90	Curtis Blair
1989-90	Kenny Wood
1988-89	Ken Atkinson
1987-88	Rodney Rice
1986-87	Steve Kratzer
1984-85	Johnny Newman
1984-85	Kelvin Johnson
1983-84	Johnny Newman (MVP)
1983-84	Bill Flye
1983-84	Greg Beckwith
1980-81	Michael Perry

CAA ALL-DEFENSIVE TEAM

Year	Name
2000-01	Tim Faulconer
1999-00	Tim Faulconer
1993-94	Eugene Burroughs
1992-93	Eugene Burroughs
1991-92	Curtis Blair
1990-91	Curtis Blair
1989-90	Scott Stapleton
1988-89	Scott Stapleton
1987-88	Steve Kratzer

CAA ALL-ROOKIE TEAM

Year	Name
1999-00	Reggie Brown
1995-96	Jonathan Baker
1994-95	Eric Poole
1993-94	Damon Bacote
1990-91	Eugene Burroughs
1990-91	Gerald Jarmon
1989-90	Kenny Wood

VCAA ALL-ACADEMIC TEAM

Year	Name
2000-01	Scott Kauffman
1999-00	Scott Kauffman
1997-98	Carlos Cueto

Richmond Men's Basketball

2022-23 Media Guide

1996-97 Adam Mobley
1995-96 Adam Ward
1992-93 Jim Springer

ATLANTIC 10 CONFERENCE (2001-PRESENT)

A-10 PLAYER OF THE YEAR

Year	Name
2016-17	T.J. Cline
2009-10	Kevin Anderson

A-10 DEFENSIVE PLAYER OF THE YEAR

Year	Name
2019-20	Jacob Gilyard
2003-04	Tony Dobbins
2002-03	Tony Dobbins

A-10 ROOKIE OF THE YEAR

Year	Name
2016-17	De'Monte Buckingham
2011-12	Kendall Anthony
2007-08	Kevin Anderson

A-10 CHRIS DANIELS AWARD (MOST IMPROVED)

Year	Name
2020-21	Tyler Burton

A-10 SIXTH MAN OF THE YEAR

Year	Name
2014-15	ShawnDre' Jones

A-10 ALL-CONFERENCE

Year	Name
2021-22	Tyler Burton (2nd)
2021-22	Jacob Gilyard (3rd)
2020-21	Blake Francis (2nd)
2020-21	Jacob Gilyard (2nd)
2020-21	Grant Golden (3rd)
2019-20	Jacob Gilyard (1st)
2019-20	Blake Francis (2nd)
2019-20	Grant Golden (2nd)
2018-19	Jacob Gilyard (2nd)
2018-19	Grant Golden (3rd)
2017-18	Grant Golden (3rd)
2016-17	T.J. Cline (1st)
2016-17	ShawnDre' Jones (3rd)
2015-16	Terry Allen (3rd)
2015-16	T.J. Cline (3rd)
2014-15	Kendall Anthony (1st)
2013-14	Kendall Anthony (2nd)
2012-13	Darien Brothers (3rd)
2010-11	Kevin Anderson (1st)
2010-11	Justin Harper (1st)
2009-10	Kevin Anderson (1st)

2009-10	David Gonzalez (2nd)
2008-09	Kevin Anderson (2nd)
2008-09	David Gonzalez (HM)
2007-08	Dan Geriot (3rd)
2007-08	David Gonzalez (HM)
2005-06	Jermaine Bucknor (2nd)
2004-05	Kevin Steenberge (3rd)
2003-04	Tony Dobbins (2nd)
2003-04	Mike Skrocki (2nd)
2001-02	Mike Skrocki (3rd)

A-10 ALL-TOURNAMENT

Year	Name
2021-22	Jacob Gilyard (MOP)
2021-22	Grant Golden
2010-11	Kevin Anderson (MOP)
2010-11	Justin Harper
2009-10	David Gonzalez

A-10 ALL-DEFENSIVE TEAM

Year	Name
2021-22	Jacob Gilyard
2020-21	Jacob Gilyard
2019-20	Jacob Gilyard
2018-19	Jacob Gilyard
2011-12	Darrius Garrett
2010-11	Kevin Smith
2009-10	David Gonzalez
2003-04	Tony Dobbins
2002-03	Tony Dobbins
2001-02	Tony Dobbins

A-10 ALL-ROOKIE TEAM

Year	Name
2017-18	Grant Golden
2016-17	De'Monte Buckingham
2015-16	Khwan Fore
2011-12	Kendall Anthony
2007-08	Kevin Anderson
2006-07	Dan Geriot
2003-04	Gaston Moliva

A-10 ALL-ACADEMIC TEAM

Year	Name
2018-19	Noah Yates
2006-07	Drew Crank
2006-07	Peter Thomas
2005-06	Peter Thomas
2004-05	Jamaal Scott
2002-03	Jeff Myers
2002-03	Mike Skrocki
2001-02	Tony Dobbins
2001-02	Mike Skrocki
2001-02	Scott Ungerer

1,000-POINT SCORERS

1. Johnny Newman 2,383 Points



SEASON	GAMES	FG-FGA	PCT	3FG-3FGA	PCT	FT-FTA	PCT	POINTS	AVERAGE
1982-83	28	137-259	.529	--	--	69-96	.718	343	12.2
1983-84	32	273-517	.528	--	--	155-197	.786	701	21.9
1984-85	32	270-490	.551	--	--	140-181	.773	680	21.3
1985-86	30	253-489	.517	--	--	153-172	.895	659	21.9
TOTAL	122	933-1755	.532	--	--	517-646	.800	2838	19.45

2. Grant Golden 2,246 Points



SEASON	GAMES	FG-FGA	PCT	3FG-3FGA	PCT	FT-FTA	PCT	POINTS	AVERAGE
2016-17	9	7-20	.350	1-5	.200	3-9	.333	18	2.0
2017-18	32	208-418	.498	22-80	.275	60-96	.625	498	15.6
2018-19	33	221-439	.503	16-54	.296	109-166	.657	567	17.2
2019-20	29	161-307	.524	5-19	.263	62-87	.713	389	13.4
2020-21	21	113-201	.562	9-18	.500	32-48	.667	267	12.7
2021-22	37	206-407	.506	23-82	.280	72-102	.706	507	13.7
TOTAL	161	916-1792	.511	76-258	.295	338-508	.665	2246	13.95

3. Kevin Anderson 2,165 Points



SEASON	GAMES	FG-FGA	PCT	3FG-3FGA	PCT	FT-FTA	PCT	POINTS	AVERAGE
2007-08	31	112-291	.385	33-109	.303	75-92	.815	332	10.7
2008-09	36	215-469	.458	34-118	.288	134-179	.749	598	16.6
2009-10	35	230-504	.456	38-112	.339	124-152	.816	622	17.8
2010-11	37	211-494	.427	71-174	.408	120-160	.750	613	16.5
TOTAL	139	768-1758	.436	175-513	.343	453-583	.777	2165	15.58

4. Mike Perry 2,145 Points



SEASON	GAMES	FG-FGA	PCT	3FG-3FGA	PCT	FT-FTA	PCT	POINTS	AVERAGE
1977-78	26	216-428	.505	--	--	62-98	.632	494	19.0
1978-79	26	204-413	.494	--	--	68-132	.515	476	18.3
1979-80	27	205-381	.538	--	--	105-156	.673	515	19.1
1980-81	29	277-449	.617	--	--	106-197	.538	660	22.8
TOTAL	108	902-1671	.539	--	--	341-583	.584	2145	19.86

5. Jacob Gilyard 2,039 Points



SEASON	GAMES	FG-FGA	PCT	3FG-3FGA	PCT	FT-FTA	PCT	POINTS	AVERAGE
2017-18	32	126-279	.452	58-151	.384	56-67	.836	366	11.4
2018-19	31	177-375	.472	74-204	.363	74-96	.771	502	16.2
2019-20	31	132-282	.468	58-158	.367	73-91	.802	395	12.7
2020-21	23	94-229	.410	48-143	.336	48-57	.842	284	12.3
2021-22	37	156-395	.395	94-261	.360	86-100	.860	492	13.3
TOTAL	154	685-1561	.439	332-917	.362	337-411	.820	2039	13.24

6. Kendall Anthony 1,909 Points



SEASON	GAMES	FG-FGA	PCT	3FG-3FGA	PCT	FT-FTA	PCT	POINTS	AVERAGE
2011-12	32	132-315	.419	68-163	.417	84-105	.800	416	13.0
2012-13	34	127-305	.416	60-141	.426	78-96	.813	392	11.5
2013-14	33	166-429	.387	82-232	.353	112-136	.824	526	15.9
2014-15	35	203-455	.466	60-153	.392	109-138	.790	575	16.4
TOTAL	134	628-1504	.418	270-689	.392	383-474	.806	1909	14.25

Richmond Men's Basketball


2022-23 Media Guide

7. Ed Harrison 1,843 Points



SEASON	GAMES	FG-FGA	PCT	3FG-3FGA	PCT	FT-FTA	PCT	POINTS	AVERAGE
1952-53	27	154-328	.469	--	--	149-212	.703	457	17.0
1953-54	31	163-386	.422	--	--	151-202	.747	477	15.2
1954-55	28	150-320	.470	--	--	148-180	.820	448	16.0
1955-56	29	138-330	.418	--	--	185-255	.721	461	15.9
TOTAL	115	605-1364	.443	--	--	633-849	.745	1843	16.03

8. David Gonzalez..... 1,727 Points



SEASON	GAMES	FG-FGA	PCT	3FG-3FGA	PCT	FT-FTA	PCT	POINTS	AVERAGE
2006-07	29	94-234	.402	28-92	.304	61-94	.649	277	9.5
2007-08	31	119-280	.426	61-145	.421	65-83	.783	364	11.7
2008-09	36	206-433	.476	72-174	.414	91-129	.705	575	15.9
2009-10	35	171-379	.451	76-208	.365	93-132	.705	511	14.6
TOTAL	131	590-1326	.444	237-619	.382	310-438	.707	1727	13.19

9. John Schweitz 1,723 Points




SEASON	GAMES	FG-FGA	PCT	3FG-3FGA	PCT	FT-FTA	PCT	POINTS	AVERAGE
1978-79	26	94-199	.472	--	--	45-60	.750	233	9.0
1979-80	27	200-370	.541	--	--	77-94	.819	477	17.7
1980-81	27	211-398	.530	--	--	84-97	.866	506	18.7
1981-82	29	215-405	.531	--	--	77-100	.770	507	17.5
TOTAL	109	720-1372	.524	--	--	283-351	.806	1723	15.81

10. T.J. Cline 1,647 Points



SEASON	GAMES	FG-FGA	PCT	3FG-3FGA	PCT	FT-FTA	PCT	POINTS	AVERAGE
2014-15	35	162-314	.516	50-129	.388	39-60	.650	413	11.8
2015-16	32	227-407	.558	44-119	.370	88-137	.642	586	18.3
2016-17	35	243-470	.517	48-152	.316	114-166	.687	648	18.5
TOTAL	102	632-1191	.531	142-400	.355	241-363	.664	1647	16.15

11. Curtis Blair 1,630 Points



SEASON	GAMES	FG-FGA	PCT	3FG-3FGA	PCT	FT-FTA	PCT	POINTS	AVERAGE
1988-89	31	42-98	.429	7-24	.292	24-34	.706	115	3.7
1989-90	32	139-329	.422	42-110	.382	71-99	.717	391	12.2
1990-91	32	193-429	.450	33-96	.344	91-131	.740	516	16.1
1991-92	30	212-453	.468	59-141	.418	125-158	.791	608	20.3
TOTAL	125	586-1309	.447	141-371	.380	317-422	.751	1630	13.00

12. ShawnDr' Jones 1,608 Points



SEASON	GAMES	FG-FGA	PCT	3FG-3FGA	PCT	FT-FTA	PCT	POINTS	AVERAGE
2013-14	30	61-153	.399	34-89	.382	36-41	.878	192	6.4
2014-15	35	123-292	.421	64-170	.376	50-69	.725	360	10.3
2015-16	32	157-363	.433	60-153	.392	95-115	.826	469	14.7
2016-17	35	194-428	.463	69-176	.392	122-149	.819	587	16.8
TOTAL	132	539-1236	.436	227-588	.386	303-374	.810	1608	12.18

13. Peter Woolfolk 1,604 Points



SEASON	GAMES	FG-FGA	PCT	3FG-3FGA	PCT	FT-FTA	PCT	POINTS	AVERAGE
1984-85	32	123-275	.447	--	--	66-127	.519	312	9.8
1985-86	30	134-291	.460	--	--	33-69	.478	301	10.0
1986-87	29	174-362	.481	0-2	.000	56-126	.444	404	13.9
1987-88	32	235-419	.561	0-0	.000	117-201	.582	587	18.3
TOTAL	123	666-1347	.494	0-2	.000	272-523	.520	1604	13.04

14. Ken Atkinson 1,549 Points




SEASON	GAMES	FG-FGA	PCT	3FG-3FGA	PCT	FT-FTA	PCT	POINTS	AVERAGE
1986-87	29	81-188	.431	7-36	.194	48-63	.762	217	7.5
1987-88	33	102-209	.488	19-47	.404	75-104	.721	298	9.0
1988-89	31	141-328	.430	58-147	.395	90-116	.776	430	13.9
1989-90	32	195-434	.449	78-190	.411	136-157	.866	604	18.9
TOTAL	125	519-1159	.447	162-420	.385	349-440	.793	1549	12.39

15. Terry Allen 1,491 Points



SEASON	GAMES	FG-FGA	PCT	3FG-3FGA	PCT	FT-FTA	PCT	POINTS	AVERAGE
2012-13	34	55-100	.550	10-33	.303	48-48	.583	148	4.4
2013-14	33	129-257	.502	14-37	.378	65-97	.670	337	10.2
2014-15	35	170-331	.514	16-66	.242	98-131	.748	454	13.0
2015-16	32	193-392	.492	24-78	.308	142-195	.728	552	17.3
TOTAL	134	547-1080	.506	64-214	.299	333-471	.707	1,491	11.12

16. Jarod Stevenson 1,482 Points




SEASON	GAMES	FG-FGA	PCT	3FG-3FGA	PCT	FT-FTA	PCT	POINTS	AVERAGE
1994-95	28	93-213	.437	8-35	.229	42-85	.494	236	8.4
1995-96	24	122-244	.500	23-54	.426	62-75	.827	329	13.7
1996-97	28	112-282	.397	35-114	.307	66-84	.786	325	11.6
1997-98	31	207-417	.496	82-174	.471	96-121	.793	529	19.1
TOTAL	111	534-1156	.461	148-377	.392	266-365	.728	1482	13.35

17. Justin Harper 1,457 Points



SEASON	GAMES	FG-FGA	PCT	3FG-3FGA	PCT	FT-FTA	PCT	POINTS	AVERAGE
2007-08	29	36-80	.450	16-43	.372	7-17	.412	95	3.3
2008-09	36	116-282	.411	44-131	.336	54-80	.675	330	9.2
2009-10	35	140-290	.483	42-122	.344	49-72	.681	371	10.6
2010-11	37	245-459	.534	77-172	.448	94-118	.797	661	17.9
TOTAL	137	537-1111	.483	179-468	.382	204-287	.711	1457	10.64

18. Johny Moates 1,440 Points



SEASON	GAMES	FG-FGA	PCT	3FG-3FGA	PCT	FT-FTA	PCT	POINTS	AVERAGE
1964-65	26	148-357	.416	--	--	69-92	.750	365	14.0
1965-66	25	204-475	.429	--	--	93-124	.750	501	20.0
1966-67	23	219-500	.438	--	--	136-176	.773	574	25.0
TOTAL	74	571-1332	.428	--	--	298-392	.760	1440	19.46

19. Kenny Wood 1,427 Points



SEASON	GAMES	FG-FGA	PCT	3FG-3FGA	PCT	FT-FTA	PCT	POINTS	AVERAGE
1989-90	29	61-123	.496	2-9	.222	25-43	.581	149	5.1
1990-91	32	186-345	.539	2-10	.200	84-106	.792	458	14.3
1991-92	30	152-330	.461	5-20	.250	81-116	.698	390	13.0
1992-93	27	170-352	.483	18-51	.353	72-96	.750	430	15.9
TOTAL	118	569-1150	.494	27-90	.300	262-361	.725	1427	12.10

20. Walt Lysaght 1,425 Points



SEASON	GAMES	FG-FGA	PCT	3FG-3FGA	PCT	FT-FTA	PCT	POINTS	AVERAGE
1952-53	25	123-351	.350	--	--	59-112	.527	305	12.2
1953-54	28	133-384	.346	--	--	58-97	.600	324	11.6
1954-55	28	171-428	.399	--	--	61-92	.660	403	14.3
1955-56	29	147-423	.347	--	--	99-127	.779	393	13.5
TOTAL	110	574-1585	.362	--	--	277-428	.647	1425	12.95

21. Nick Sherod..... 1,415 Points



SEASON	GAMES	FG-FGA	PCT	3FG-3FGA	PCT	FT-FTA	PCT	POINTS	AVERAGE
2016-17	35	102-223	.457	39-117	.333	22-26	.846	265	7.6
2017-18	32	165-343	.481	61-156	.391	65-81	.802	456	14.3
2018-19	6	29-60	.483	9-24	.375	9-14	.643	76	12.7
2019-20	31	142-313	.454	78-178	.438	33-41	.805	395	12.7
2021-22	37	76-228	.333	56-165	.339	15-20	.750	223	6.0
TOTAL	141	514-1167	.440	243-640	.380	144-182	.791	1415	

22. Mike Skrocki..... 1,408 Points



SEASON	GAMES	FG-FGA	PCT	3FG-3FGA	PCT	FT-FTA	PCT	POINTS	AVERAGE
2000-01	29	30-80	.375	18-57	.316	12-18	.667	90	3.1
2001-02	36	151-403	.375	75-231	.325	89-110	.809	466	12.9
2002-03	29	99-310	.319	49-168	.292	78-93	.839	325	11.2
2003-04	33	161-397	.406	78-221	.353	127-155	.819	527	15.9
TOTAL	127	441-1190	.370	220-677	.324	306-376	.813	1408	11.09

23. Kelvin Johnson..... 1,400 Points



SEASON	GAMES	FG-FGA	PCT	3FG-3FGA	PCT	FT-FTA	PCT	POINTS	AVERAGE
1981-82	29	57-119	.479	--	--	59-77	.766	173	6.0
1982-83	28	121-227	.533	--	--	36-53	.679	278	9.9
1983-84	32	181-334	.542	--	--	81-99	.818	443	13.8
1984-85	32	212-404	.525	--	--	82-94	.872	506	15.8
TOTAL	121	571-1084	.526	--	--	258-323	.798	1400	11.57

24. Dan Geriot 1,389 Points



SEASON	GAMES	FG-FGA	PCT	3FG-3FGA	PCT	FT-FTA	PCT	POINTS	AVERAGE
2006-07	30	139-276	.504	23-60	.383	55-80	.688	356	11.9
2007-08	31	165-349	.473	31-78	.397	81-108	.750	442	14.3
2009-10	35	89-225	.396	9-40	.225	52-82	.634	239	6.8
2010-11	37	138-308	.448	34-82	.415	42-70	.600	352	9.5
TOTAL	133	531-1158	.459	97-260	.373	230-340	.676	1389	10.44

25. Nathan Cayo 1,385 Points



SEASON	GAMES	FG-FGA	PCT	3FG-3FGA	PCT	FT-FTA	PCT	POINTS	AVERAGE
2017-18	32	29-66	.439	0-10	.000	16-27	.593	74	2.3
2018-19	33	167-279	.599	2-4	.500	90-156	.577	426	12.9
2019-20	30	100-180	.556	0-0	.000	67-84	.798	267	8.9
2020-21	23	104-203	.512	2-5	.400	70-97	.722	280	12.2
2021-22	37	146-262	.557	0-0	.000	46-99	.465	338	9.1
TOTAL	155	546-990	.552	4-19	.211	289-463	.624	1385	8.94

26. Ken Daniel..... 1,370 Points


SEASON	GAMES	FG-FGA	PCT	3FG-3FGA	PCT	FT-FTA	PCT	POINTS	AVERAGE
1952-53	26	86-215	.400	--	--	77-131	.588	249	9.6
1953-54	31	156-380	.410	--	--	74-116	.637	386	12.4
1954-55	28	162-361	.450	--	--	106-146	.730	430	15.3
1955-56	29	118-321	.367	--	--	69-96	.718	305	10.5
TOTAL	114	522-1277	.408	--	--	326-489	.666	1370	12.02

27. Reggie Brown 1,362 Points




SEASON	GAMES	FG-FGA	PCT	3FG-3FGA	PCT	FT-FTA	PCT	POINTS	AVERAGE
1999-00	30	113-294	.384	64-180	.356	27-42	.643	317	10.5
2000-01	29	97-263	.369	39-140	.279	59-81	.728	292	10.0
2001-02	35	176-491	.358	81-269	.301	71-100	.710	504	14.4
2002-03	3	9-12	.750	6-8	.750	1-2	.500	25	8.3
2003-04	30	77-235	.328	45-144	.313	25-38	.658	224	7.4
TOTAL	124	463-1283	.360	229-733	.312	182-261	.697	1362	10.78

28. Bob McCurdy..... 1,347 Points



SEASON	GAMES	FG-FGA	PCT	3FG-3FGA	PCT	FT-FTA	PCT	POINTS	AVERAGE
1973-74	28	216-369	.585	--	--	60-78	.769	492	17.6
1974-75	26	321-594	.540	--	--	213-276	.772	855	32.9
TOTAL	54	537-963	.558	--	--	273-354	.771	1347	24.94

29. Kenny Foster 1,279 Points




SEASON	GAMES	FG-FGA	PCT	3FG-3FGA	PCT	FT-FTA	PCT	POINTS	AVERAGE
1967-68	25	154-357	.431	--	--	77-93	.827	385	15.4
1968-69	27	196-443	.442	--	--	151-185	.816	543	20.1
1969-70	26	120-309	.388	--	--	111-160	.694	351	13.5
TOTAL	78	470-1109	.424	--	--	339-438	.774	1279	16.40

30. Cedrick Lindsay..... 1,276 Points



SEASON	GAMES	FG-FGA	PCT	3FG-3FGA	PCT	FT-FTA	PCT	POINTS	AVERAGE
2010-11	37	61-134	.455	14-46	.304	25-48	.521	161	4.4
2011-12	31	105-263	.399	30-88	.341	107-131	.817	347	11.2
2012-13	32	117-265	.442	31-91	.341	119-145	.821	384	12.0
2013-14	21	120-275	.436	23-71	.324	121-165	.733	384	18.3
TOTAL	121	403-937	.430	98-296	.331	372-489	.761	1276	10.55

31. Darien Brothers 1,274 Points



SEASON	GAMES	FG-FGA	PCT	3FG-3FGA	PCT	FT-FTA	PCT	POINTS	AVERAGE
2009-10	29	14-40	.350	2-9	.222	15-18	.833	45	1.6
2010-11	37	96-225	.427	51-125	.408	40-58	.690	283	7.6
2011-12	32	146-345	.423	68-181	.376	106-119	.891	466	14.6
2012-13	34	143-348	.411	84-196	.429	110-126	.873	480	14.1
TOTAL	132	399-958	.416	205-511	.401	271-321	.844	1274	9.65

32. Aron Stewart..... 1,237 Points



SEASON	GAMES	FG-FGA	PCT	3FG-3FGA	PCT	FT-FTA	PCT	POINTS	AVERAGE
1972-73	19	242-463	.523	--	--	90-122	.738	574	30.2
1973-74	25	269-581	.463	--	--	125-160	.781	663	26.5
TOTAL	44	511-1044	.489	--	--	215-282	.762	1237	28.11

33. Warren Mills..... 1,228 Points



SEASON	GAMES	FG-FGA	PCT	3FG-3FGA	PCT	FT-FTA	PCT	POINTS	AVERAGE
1951-52	22	63-N/A	--	--	--	68-94	.720	194	8.8
1952-53	27	79-239	.330	--	--	96-134	.716	254	9.4
1953-54	30	136-357	.381	--	--	138-180	.770	410	13.7
1954-55	27	120-338	.360	--	--	130-169	.770	370	13.7
TOTAL	106	398-N/A	--	--	--	432-577	.749	1,228	11.63

34. Eric Poole 1,221 Points



SEASON	GAMES	FG-FGA	PCT	3FG-3FGA	PCT	FT-FTA	PCT	POINTS	AVERAGE
1994-95	28	100-292	.521	0-1	.000	51-88	.580	251	8.9
1995-96	28	125-248	.504	0-0	.000	81-127	.638	331	11.8
1996-97	28	105-225	.467	0-0	.000	70-125	.560	280	10.0
1997-98	31	137-247	.555	0-1	.000	85-136	.625	359	11.5
TOTAL	115	467-912	.512	0-2	.000	287-476	.602	1221	10.62

35. Tom Tenwick..... 1,188 Points



SEASON	GAMES	FG-FGA	PCT	3FG-3FGA	PCT	FT-FTA	PCT	POINTS	AVERAGE
1962-63	25	101-252	.401	--	--	101-139	.727	303	12.1
1963-64	22	127-261	.487	--	--	142-196	.724	396	18.0
1964-65	26	144-309	.466	--	--	201-246	.817	489	18.8
TOTAL	73	372-822	.452	--	--	444-581	.764	1188	16.27

36. Butch Lambiotte 1,163 Points

SEASON	GAMES	FG-FGA	PCT	3FG-3FGA	PCT	FT-FTA	PCT	POINTS	AVERAGE
1956-57	24	94-234	.386	--	--	111-178	.623	299	12.5
1957-58	26	N/A	N/A	--	--	N/A	N/A	243	9.3
1958-59	22	99-216	.458	--	--	97-129	.752	295	13.4
1959-60	24	N/A	N/A	--	--	N/A	N/A	326	13.6
TOTAL	96	N/A	N/A	--	--	N/A	N/A	1163	12.11

37. Kevin Eastman 1,162 Points



SEASON	GAMES	FG-FGA	PCT	3FG-3FGA	PCT	FT-FTA	PCT	POINTS	AVERAGE
1973-74	25	15-40	.375	--	--	7-12	.583	37	1.5
1974-75	26	159-322	.494	--	--	98-132	.742	416	16.0
1975-76	28	132-265	.498	--	--	122-165	.739	386	13.7
1976-77	26	117-279	.419	--	--	89-112	.795	323	12.4
TOTAL	105	423-906	.466	--	--	316-421	.750	1162	11.07

38. Tom Green..... 1,159 Points



SEASON	GAMES	FG-FGA	PCT	3FG-3FGA	PCT	FT-FTA	PCT	POINTS	AVERAGE
1964-65	26	93-204	.456	--	--	113-150	.753	299	11.5
1965-66	25	137-285	.481	--	--	122-172	.709	396	15.8
1966-67	23	158-311	.508	--	--	148-198	.747	464	20.2
TOTAL	74	388-800	.485	--	--	383-520	.736	1159	15.66

39. John Telepo 1,127 Points




SEASON	GAMES	FG-FGA	PCT	3FG-3FGA	PCT	FT-FTA	PCT	POINTS	AVERAGE
1961-62	27	N/A	N/A	--	--	N/A	N/A	393	14.5
1962-63	21	113-255	.442	--	--	56-80	.700	282	13.4
1963-64	22	182-396	.460	--	--	88-114	.772	452	20.5
TOTAL	70	N/A	N/A	--	--	N/A	N/A	1127	16.10

40. Greg Stevenson..... 1,125 Points




SEASON	GAMES	FG-FGA	PCT	3FG-3FGA	PCT	FT-FTA	PCT	POINTS	AVERAGE
1999-00	30	214-389	.550	35-83	.422	92-123	.748	555	18.5
2000-01	29	215-401	.536	48-99	.485	92-120	.767	570	19.6
TOTAL	59	429-790	.543	83-182	.456	184-243	.757	1125	19.06

41. Rodney Rice..... 1,097 Points




SEASON	GAMES	FG-FGA	PCT	3FG-3FGA	PCT	FT-FTA	PCT	POINTS	AVERAGE
1985-86	27	144-255	.565	--	--	23-33	.696	311	11.5
1986-87	27	125-300	.417	43-122	.352	32-42	.762	325	12.0
1987-88	33	164-363	.452	85-180	.472	48-58	.828	461	14.0
TOTAL	87	433-918	.471	128-302	.423	103-133	.774	1097	12.61

42. Picot Frazier 1,087 Points



SEASON	GAMES	FG-FGA	PCT	3FG-3FGA	PCT	FT-FTA	PCT	POINTS	AVERAGE
1967-68	25	148-358	.413	--	--	67-105	.638	363	14.5
1968-69	27	153-345	.443	--	--	66-90	.733	372	13.8
1969-70	25	134-336	.399	--	--	84-119	.706	352	14.1
TOTAL	77	435-1039	.418	--	--	217-314	.691	1087	14.12

43. Scott Stapleton 1,065 Points



SEASON	GAMES	FG-FGA	PCT	3FG-3FGA	PCT	FT-FTA	PCT	POINTS	AVERAGE
1986-87	29	57-117	.487	1-3	.333	28-50	.560	143	4.9
1987-88	33	104-196	.531	0-2	.000	50-96	.521	258	7.8
1988-89	31	124-235	.528	1-7	.143	80-131	.611	329	10.6
1989-90	32	140-279	.502	0-4	.000	55-85	.647	335	10.4
TOTAL	125	425-827	.514	2-16	.125	213-362	.588	1065	8.52

44. Jeff Pehl 1,064 Points



SEASON	GAMES	FG-FGA	PCT	3FG-3FGA	PCT	FT-FTA	PCT	POINTS	AVERAGE
1979-80	27	64-142	.451	--	--	45-67	.672	173	6.4
1980-81	29	117-202	.579	--	--	89-140	.636	319	11.0
1981-82	29	103-186	.554	--	--	83-141	.589	289	10.0
1982-83	25	118-219	.538	--	--	47-69	.681	283	11.3
TOTAL	110	402-749	.537	--	--	264-417	.633	1064	9.67

45. Bill Flye 1,062 Points



SEASON	GAMES	FG-FGA	PCT	3FG-3FGA	PCT	FT-FTA	PCT	POINTS	AVERAGE
1980-81	27	42-105	.400	--	--	26-49	.531	109	4.0
1981-82	29	123-253	.486	--	--	54-66	.818	300	10.3
1982-83	28	87-167	.520	--	--	44-55	.800	218	7.7
1983-84	32	170-353	.481	--	--	95-112	.848	435	13.6
TOTAL	116	422-878	.480	--	--	219-282	.776	1062	9.16

46. Danny Higgins 1,042 Points



SEASON	GAMES	FG-FGA	PCT	3FG-3FGA	PCT	FT-FTA	PCT	POINTS	AVERAGE
1960-61	23	N/A	N/A	--	--	N/A	N/A	376	16.3
1961-62	26	N/A	N/A	--	--	N/A	N/A	405	15.5
1962-63	19	104-255	.426	--	--	53-95	.558	261	13.7
TOTAL	68	N/A	N/A	--	--	N/A	N/A	1042	15.32

47. Spike Welsh 1,033 Points



SEASON	GAMES	FG-FGA	PCT	3FG-3FGA	PCT	FT-FTA	PCT	POINTS	AVERAGE
1963-64	22	83-191	.435	--	--	53-74	.716	219	9.9
1964-65	26	135-321	.421	--	--	57-74	.770	327	12.6
1965-66	25	182-377	.483	--	--	123-147	.837	487	19.5
TOTAL	73	400-889	.449	--	--	233-295	.789	1033	14.15

48. Mike Winiecki 1,031 Points



SEASON	GAMES	FG-FGA	PCT	3FG-3FGA	PCT	FT-FTA	PCT	POINTS	AVERAGE
1985-86	24	16-39	.410	--	--	18-27	.667	50	2.1
1986-87	29	84-182	.462	0-1	.000	45-64	.703	213	7.3
1987-88	33	83-161	.516	0-0	.000	55-82	.679	221	6.7
1988-89	31	214-402	.532	0-1	.000	119-159	.748	547	17.6
TOTAL	117	397-784	.506	0-2	.000	237-332	.713	1031	8.81

49. Tony Dobbins 1,026 Points



SEASON	GAMES	FG-FGA	PCT	3FG-3FGA	PCT	FT-FTA	PCT	POINTS	AVERAGE
2001-02	35	115-288	.399	14-62	.226	101-146	.692	345	9.8
2002-03	29	106-259	.409	5-41	.122	97-131	.740	314	10.8
2003-04	33	120-270	.444	9-31	.290	118-156	.756	367	11.1
TOTAL	97	341-817	.417	28-134	.208	316-433	.729	1026	10.6

50. Tyler Burton 1,007 Points



SEASON	GAMES	FG-FGA	PCT	3FG-3FGA	PCT	FT-FTA	PCT	POINTS	AVERAGE
2019-20	30	50-111	.450	10-38	.263	27-36	.750	137	4.6
2020-21	23	97-216	.449	33-91	.363	49-61	.803	276	12.0
2021-22	37	187-409	.457	57-156	.365	163-206	.791	594	16.1
TOTAL	90	334-736	.454	100-285	.351	239-303	.789	1007	11.18

51. Jonathan Baker 1,002 Points



SEASON	GAMES	FG-FGA	PCT	3FG-3FGA	PCT	FT-FTA	PCT	POINTS	AVERAGE
1995-96	28	78-191	.408	61-159	.384	22-31	.710	239	8.5
1996-97	28	35-115	.304	32-102	.314	18-27	.667	120	4.2
1997-98	31	95-207	.459	71-159	.447	36-47	.766	297	9.6
1998-99	27	103-277	.372	77-214	.360	63-88	.716	346	12.8
TOTAL	114	311-790	.393	241-634	.380	139-193	.720	1002	8.79

TEAM RECORDS

GAME

Most Points Scored	132 vs Bluefield (12-3-79)
Most Points Scored—One Half	79 vs Bluefield (12-3-79)
Largest Victory Margin	67, 129-52 vs R. Macon (1955)
Most Field Goals Made	53 vs Bluefield (12-3-79)
Most Field Goals Attempted	100 vs Randolph-Macon, 12-10-54
Best Field Goal Percentage	77.4% (24-31) vs Citadel (2-28-76)
Best FG Pct.—One Half	93.3 (14-15) vs Radford (11-29-82)
Most 3-Point FG Made	18 (36) at Duquesne (3-2-02)
Most 3-Point FG Attempts	38 at Dayton (1-6-19)
Best 3-Point FG Percentage	75.0% (6-8) vs ECU (2-20-88)
Most Free Throws Made	38 vs Davidson (1-15-72)
Most Free Throws Attempted	53 vs Virginia (2-7-53)
Best Free Throw Percentage	100% (24-24) vs La Salle (1-23-21) (19-19) at Charlotte (2-26-11) *minimum 15 attempts
Best FT Percentage—One Half	100% (16-16) vs Virginia (12-19-69)
Most Consecutive FT Made	24 vs La Salle (1-23-21)
Most Rebounds	100 vs North Carolina (2-3-53)
Most Assists	31 vs VMI (11-16-09)
Most Steals	20 vs Atlantic Christian (12-8-77), vs George Mason (12-5-79)
Most Blocked Shots	17 vs Massachusetts (1-13-10)
Fewest Turnovers	2 vs George Mason (2-15-86), 2 vs American (1-10-90)
Most Turnovers	40 vs Rhode Island (12-19-70)
Fewest Personal Fouls	6 vs Bucknell (12/22/21), St. Mary's (MD) (2/14/21), Temple (1-11-03), Stockton St (2-16-81)
Most Personal Fouls	36 vs VMI (2-1-78), vs Old Dominion (12-29-78), vs VCU (1-27-79)
Most Disqualifications	5 vs George Washington (12-3-68), vs VCU (1-27-79)

SEASON

Most Points Scored	2628 (2021-22)
Best Scoring Average	84.8 (1965-66)
Most FG Made	938 (2016-17)
Most FG Attempted	2279 (1953-54)
Best FG Percentage	53.5% (885-1653) (1980-81)
Most 3-Point FG Made	290 (2021-22)
Most 3-Point FG Attempted	893 (2001-02)
Best 3-Point FG Percentage	43.8% (116-265) (1987-88)
Most FT Made	721 (1955-56)
Most FT Attempted	1045 (1955-56)
Best FT Percentage	77.6 (392-505) 2019-20
Most Rebounds	1546 (1952-53)
Most Assists	592 (2016-17)
Most Steals	289 (2009-10)
Most Blocked Shots	158 (2009-10)
Most Turnovers	556 (1977-78)
Most Personal Fouls	707 (1987-88)
Best Winning Percentage	100% (20-0) (1934-35)
Most Victories	29 (2010-11)

INDIVIDUAL RECORDS

POINTS IN A GAME

	<i>NAME</i>	<i>DATE</i>	<i>FG</i>	<i>FT</i>	<i>TOTAL</i>	<i>OPPONENT</i>
1.	McCurdy, Bob	2-26-75	20	13	53	Appalachian St.
2.	McCurdy, Bob	2-17-75	21	4	46	West Virginia
3.	McCurdy, Bob	1-11-75	19	6	44	VMI
4.	Wood, Wiley	2-22-16	21	1	43	Jefferson School
5.	Stewart, Aron	1-29-73	20	2	42	Appalachian St.
	McCurdy, Bob	1-08-75	15	12	42	Duquesne
7.	Ford, Wilton	2-24-68	14	13	41	William & Mary
	Stewart, Aron	1-19-73	14	13	41	Virginia Tech
	McCurdy, Bob	2-10-75	15	11	41	Tulane
10.	Stephenson, Elmo	1-04-52	18	4	40	Mount Union
	McCurdy, Bob	2-13-75	16	8	40	Furman

POINTS IN A SEASON

	<i>NAME</i>	<i>YEAR</i>	<i>G</i>	<i>FG</i>	<i>FT</i>	<i>TOTAL</i>	<i>AVERAGE</i>
1.	McCurdy, Bob	1975	26	321	213	855	32.88
2.	Newman, Johnny	1984	32	273	155	701	21.91
3.	Newman, Johnny	1985	32	270	140	680	21.25
4.	Stewart, Aron	1974	25	269	125	663	26.52
5.	Harper, Justin	2011	37	245	94	661	17.86
6.	Perry, Mike	1981	29	277	106	660	22.76
7.	Newman, Johnny	1986	30	253	153	659	21.97
8.	Cline, T.J.	2017	35	243	114	648	18.51
9.	Anderson, Kevin	2010	35	230	124	622	17.80
10.	Anderson, Kevin	2011	37	211	120	613	16.57

SCORING AVERAGE IN A SEASON

	<i>NAME</i>	<i>YEAR</i>	<i>G</i>	<i>FG</i>	<i>FT</i>	<i>TOTAL</i>	<i>AVERAGE</i>
1.	McCurdy, Bob	1975	26	321	213	855	32.88
2.	Stewart, Aron	1973	19	242	90	574	30.21
3.	Stewart, Aron	1974	25	269	125	663	26.52
4.	Moates, Johnny	1967	23	219	136	574	24.96
5.	Perry, Mike	1981	29	277	106	660	22.76
6.	Newman, Johnny	1986	30	253	153	659	21.97
7.	Newman, Johnny	1984	32	273	155	701	21.91
8.	Newman, Johnny	1985	32	270	140	680	21.25
9.	Telepo, John	1964	22	182	88	452	20.55
10.	Blair, Curtis	1992	30	212	125	608	20.27

CAREER SCORING AVERAGE

	<i>NAME</i>	<i>YEARS</i>	<i>G</i>	<i>FG</i>	<i>FT</i>	<i>TOTAL</i>	<i>AVERAGE</i>
1.	Stewart, Aron	1972-74	44	511	215	1,237	28.11
2.	McCurdy, Bob	1973-75	54	537	273	1,347	24.94
3.	Perry, Mike	1977-81	108	902	341	2,145	19.86
4.	Newman, Johnny	1982-86	122	933	517	2,383	19.53
5.	Moates, Johnny	1964-67	74	571	298	1,440	19.46
6.	Stevenson, Greg	1999-01	59	429	184	1,125	19.07
7.	Francis, Blake	2019-21	45	115	109	764	16.98
8.	Foster, Kenny	1967-70	78	470	339	1,279	16.40
9.	Tenwick, Tom	1962-65	73	372	444	1,188	16.27
10.	Cline, T.J.	2014-17	102	632	241	1,647	16.15

* Minimum 40 games

FIELD GOAL PERCENTAGE IN A SEASON (MINIMUM 150 FG ATTEMPTS)

	NAME	YEAR	G	MADE	ATT.	PCT.
1.	Kratzer, Steve	1987	29	136	202	67.3
2.	Perry, Mike	1981	29	277	449	61.7
3.	Cowan, Vince	1980	27	151	245	61.6
4.	Cayo, Nathan	2019	33	167	279	59.9
5.	McCurdy, Bob	1974	28	216	369	58.5
6.	Pehl, Jeff	1981	29	117	202	57.9
7.	Steenberge, Kevin	2005	29	144	253	56.9
8.	Cowan, Vince	1979	26	138	244	56.6
9.	Rice, Rodney	1986	27	144	255	56.5
10.	Golden, Grant	2021	21	113	201	56.2

CAREER FIELD GOAL PERCENTAGE (MINIMUM 400 FG ATTEMPTS)

	NAME	YEARS	G	MADE	ATT.	PCT.
1.	Kratzer, Steve	1984-88	121	381	659	57.8
2.	Cowan, Vince	1976-80	92	352	625	56.3
3.	McCurdy, Bob	1973-75	54	537	963	55.8
4.	Cayo, Nathan	2017-22	155	546	990	55.2
5.	Stevenson, Greg	1999-01	59	429	790	54.3
6.	Hodges, Mike	1990-94	103	304	560	54.3
7.	Perry, Mike	1977-81	108	902	1671	54.0
8.	Pehl, Jeff	1979-83	110	402	749	53.7
9.	Newman, Johnny	1982-86	122	933	1755	53.2
10.	Cline, T.J.	2014-17	102	632	1191	53.1

FIELD GOALS MADE IN A GAME

	NAME	DATE	FG	OPPONENT
1.	McCurdy, Bob	2-17-75	21	West Virginia
	Wood, Wiley	2-22-16	21	Jefferson School
3.	Stewart, Aron	1-29-73	20	Appalachian St.
	McCurdy, Bob	2-26-75	20	Appalachian St.
5.	Stewart, Aron	1-10-73	19	Villanova
	McCurdy, Bob	1-11-75	19	VMI
7.	Stephenson, Elmo	1-04-52	18	Mount Union
	Stewart, Aron	1-16-74	18	California-Irvine
9.	Newman, Johnny	12-6-85	17	St. Mary's (CA)
10.	Golden, Grant	11-21-18	16	Wyoming
	Perry, Mike	12-30-80	16	Virginia Tech
	McCurdy, Bob	2-13-75	16	Furman
	McCurdy, Bob	2-17-74	16	Virginia Tech
	Stewart, Aron	1-19-74	16	Jacksonville

FIELD GOALS MADE IN A SEASON

	NAME	YEAR	G	FG	AVERAGE
1.	McCurdy, Bob	1975	26	321	12.35
2.	Perry, Mike	1981	29	277	9.55
3.	Newman, Johnny	1984	32	273	8.53
4.	Newman, Johnny	1985	32	270	8.44
5.	Stewart, Aron	1974	25	269	10.72
6.	Newman, Johnny	1986	30	253	8.43
7.	Harper, Justin	2011	37	245	6.62
8.	Cline, T.J.	2017	35	243	6.94
9.	Stewart, Aron	1973	19	242	12.21
10.	Woolfolk, Peter	1988	32	235	7.34

CAREER FIELD GOALS MADE

	NAME	YEARS	G	FG	AVERAGE
1.	Newman, Johnny	1982-86	122	933	7.64
2.	Golden, Grant	2016-22	161	916	5.69
3.	Perry, Mike	1977-81	108	902	8.35
4.	Anderson, Kevin	2007-11	139	768	5.53
5.	Schweitz, John	1978-82	109	720	6.61
6.	Gilyard, Jacob	2017-22	154	685	4.45
7.	Woolfolk, Peter	1984-88	123	666	5.41
8.	Cline, T.J.	2014-17	102	632	6.19
9.	Anthony, Kendall	2011-15	134	628	4.68
10.	Harrison, Ed	1952-56	115	605	5.26

THREE-POINT FIELD GOALS IN A GAME

	NAME	DATE	3-PT FG (ATTEMPTS)	OPPONENT
1.	Gilyard, Jacob	1-6-19	8 (16)	Dayton
	Brothers, Darien	1-19-13	8 (11)	Charlotte
	Baker, Jonathan	3-1-96	8 (11)	George Mason
6.	Atkinson, Ken	2-14-90	8 (11)	Navy
	Fleming, Chris	12-1-90	8 (14)	Georgia Tech
	Gilyard, Jacob	3-11-22	7 (12)	VCU
	Gilyard, Jacob	2-7-22	7 (12)	George Mason
	Sherod, Nick	11-17-19	7 (9)	CS-Northridge
	Wood, Marshall	1-28-16	7 (8)	George Washington
	Wood, Marshall	1-10-16	7 (12)	Fordham
	Anthony, Kendall	1-17-15	7 (11)	Davidson
	Anthony, Kendall	1-2-13	7 (9)	Air Force
	Brothers, Darien	12-20-11	7 (11)	Old Dominion
	Gonzalvez, David	11-28-07	7 (10)	William & Mary
	David Gonzalvez	11-28-07	7 (10)	William & Mary
	Stevenson, Greg	1-12-01	7 (8)	McNeese State
	Baker, Jonathan	2-4-98	7 (11)	East Carolina
	Mobley, Adam	1-10-96	7 (9)	William & Mary
	Jarmon, Gerald	2-23-94	7 (9)	East Carolina
Fleming, Chris	3-16-91	7 (10)	Temple	

THREE-POINT FIELD GOALS IN A SEASON

	NAME	YEAR	G	3-PT FG (ATTEMPTS)	PCT	AVERAGE
1.	Gilyard, Jacob	2021-22	37	94 (261)	.360	2.54
2.	Rice, Rodney	1987-88	33	85 (180)	.472	2.58
3.	Brothers, Darien	2012-13	33	84 (196)	.429	2.55
4.	Stevenson, Jarod	1997-98	31	82 (174)	.471	2.64
	Anthony, Kendall	2013-14	33	82 (232)	.353	2.48
6.	Brown, Reggie	2001-02	36	81 (269)	.301	2.25
7.	Sherod, Nick	2019-20	31	78 (178)	.438	2.52
	Skrocki, Mike	2003-04	33	78 (221)	.353	2.36
	Atkinson, Ken	1989-90	32	78 (190)	.410	2.44
10.	Harper, Justin	2010-11	37	77 (172)	.448	2.08
	Baker, Jonathan	1998-99	27	77 (214)	.358	2.85

CAREER THREE-POINT FIELD GOALS

	NAME	YEARS	G	3-PT FG (ATTEMPTS)	PCT	AVERAGE
1.	Gilyard, Jacob	2017-22	154	332 (917)	.362	2.16
2.	Anthony, Kendall	2011-15	134	270 (689)	.392	2.01
3.	Sherod, Nick	2016-22	141	243 (640)	.380	1.72
4.	Baker, Jonathan	1995-99	114	241 (634)	.380	2.11
5.	Gonzalvez, David	2006-10	131	237 (619)	.383	1.81
6.	Brown, Reggie	1999-04	127	235 (741)	.317	1.85
7.	Jones, ShawnDre'	2013-17	132	227 (588)	.386	1.72
8.	Skrocki, Mike	2000-04	127	220 (677)	.325	1.73
9.	Brothers, Darien	2009-13	131	205 (511)	.400	1.55
10.	Harper, Justin	2007-11	137	179 (468)	.382	1.31

CAREER THREE-POINT FIELD GOAL PERCENTAGE (MINIMUM 100 ATTEMPTS)

	NAME	YEARS	G	MADE	ATT.	PCT.
1.	Stevenson, Greg	1999-01	59	83	182	45.6
2.	Rice, Rodney	1986-88	87	128	302	42.4
3.	Jarmon, Gerald	1990-94	115	127	301	42.2
4.	Fleming, Chris	1990-93	76	141	371	41.1
5.	Brothers, Darien	2009-13	131	205	511	40.1
6.	Oliver, Daryl	1994-98	99	98	245	40.0
7.	Houston, Rick	1997-01	110	78	196	39.8
8.	Stevenson, Jarod	1994-98	111	148	377	39.3
9.	Mobley, Adam	1994-97	64	73	186	39.2
10.	Anthony, Kendall	2011-15	134	270	689	39.2

FREE THROW PERCENTAGE IN A SEASON (MINIMUM 50 ATTEMPTS)

	NAME	YEAR	G	MADE	ATT.	PCT.
1.	Brothers, Darien	2012	32	106	119	.891
2.	Newman, Johnny	1986	30	153	172	.890
3.	Brothers, Darien	2013	33	110	126	.873
4.	Johnson, Kelvin	1985	32	82	94	.872
5.	Atkinson, Ken	1990	32	136	157	.866
6.	Schweitz, John	1981	27	84	97	.866
7.	Gilyard, Jacob	2022	37	86	100	.860
8.	Flye, Bill	1984	32	95	112	.848
9.	Gilyard, Jacob	2021	23	48	57	.842
10.	Skrocki, Mike	2003	29	78	93	.839

CAREER FREE THROW PERCENTAGE (MINIMUM 200 ATTEMPTS)

	NAME	YEARS	G	MADE	ATT.	PCT.
1.	Brothers, Darien	2009-13	131	271	321	.844
2.	Campbell, John	1974-78	103	169	203	.833
3.	Gilyard, Jacob	2017-22	154	337	411	.820
4.	Skrocki, Mike	2000-04	127	306	376	.814
5.	Jones, ShawnDre'	2013-17	132	303	374	.810
6.	Anthony, Kendall	2011-15	134	383	475	.806
7.	Schweitz, John	1978-82	109	282	351	.806
8.	Newman, Johnny	1982-86	122	517	646	.800
9.	Johnson, Kelvin	1981-85	121	258	323	.799
10.	Oliver, Daryl	1994-98	99	179	225	.796

FREE THROWS MADE IN A GAME

	NAME	DATE	FT	OPPONENT
1.	Foster, Kenny	12-6-69	18	West Virginia
2.	Allen, Terry	11-27-15	17	California
3.	Green, Tom	12-20-66	16	VMI

*9 players tied with 14 free throws made in a game

FREE THROWS MADE IN A SEASON

	NAME	YEAR	G	FT	AVERAGE
1.	McCurdy, Bob	1975	26	213	8.19
2.	Tenwick, Tom	1965	26	201	7.73
3.	Harrison, Ed	1956	29	185	6.38
4.	Ford, Wilton	1968	25	181	7.24
5.	Burton, Tyler	2022	37	163	4.41
6.	Newman, Johnny	1984	32	155	4.84
7.	Mitchell, Warren	1957	26	153	5.88
	Newman, John	1986	30	153	5.10
9.	Harrison, Ed	1954	31	151	4.87
	Foster, Kenny	1969	27	151	5.59

CAREER FREE THROWS MADE

	<i>NAME</i>	<i>YEARS</i>	<i>G</i>	<i>FT</i>	<i>AVERAGE</i>
1.	Harrison, Ed	1952-56	115	633	5.50
2.	Newman, Johnny	1982-86	122	517	4.24
3.	Anderson, Kevin	2007-11	139	453	3.26
4.	Tenwick, Tom	1962-65	73	444	6.08
5.	Mills, Warren	1951-55	106	432	4.08
6.	Lambiotte, Butch	1956-60	96	391	4.18
7.	Green, Tom	1964-67	74	383	5.18
	Anthony, Kendall	2011-15	134	383	2.85
9.	Lindsay, Cedrick	2010-14	121	372	3.07
10.	Atkinson, Ken	1986-90	125	349	2.79

REBOUNDS IN A GAME

	<i>NAME</i>	<i>DATE</i>	<i>REB</i>	<i>OPPONENT</i>
1.	Lysaght, Walt	2-3-53	35	North Carolina
2.	Lysaght, Walt	2-7-53	30	Virginia
3.	Daniel, Ken	2-3-53	28	North Carolina
4.	Grodzicki, George	12-6-61	25	George Washington
5.	Daniel, Ken	2-19-55	24	Virginia
	Adkins, Curt	2-13-56	24	Wake Forest
7.	Witt, Bob	1-8-54	22	Washington & Lee
8.	Green, Tom	12-1-65	20	George Washington
	Boehling, Bob	11-25-78	20	Vanderbilt
	Woolfolk, Peter	1-6-87	20	Fairfield

REBOUNDS IN A SEASON

	<i>NAME</i>	<i>YEAR</i>	<i>G</i>	<i>REB</i>	<i>AVERAGE</i>
1.	Daniel, Ken	1955	28	421	15.04
2.	Lysaght, Walt	1953	25	335	13.40
3.	Lysaght, Walt	1955	28	333	11.89
4.	Daniel, Ken	1954	31	328	10.58
5.	Stewart, Aron	1974	25	300	12.00
6.	Woolfolk, Peter	1988	32	294	9.19
7.	Burton, Tyler	2022	37	285	7.70
8.	Green, Tom	1967	23	276	12.00
9.	Lysaght, Walt	1956	29	274	9.45
	Butler, Jeff	1976	28	274	9.79

CAREER REBOUNDS

	<i>NAME</i>	<i>YEARS</i>	<i>G</i>	<i>REB</i>	<i>AVERAGE</i>
1.	Daniel, Ken	1952-56	114	1255	11.01
2.	Lysaght, Walt	1952-56	110	1190	10.82
3.	Golden, Grant	2016-22	161	1015	6.30
4.	Poole, Eric	1994-98	115	894	7.77
5.	Woolfolk, Peter	1984-88	123	859	6.98
6.	Allen, Terry	2012-16	134	782	5.83
7.	Perry, Mike	1977-81	108	738	6.83
8.	Green, Tom	1964-67	74	728	9.84
9.	Wood, Kenny	1989-93	118	717	6.07
10.	Newman, John	1982-86	122	668	5.48

ASSISTS IN A GAME

	<i>NAME</i>	<i>DATE</i>	<i>AST</i>	<i>OPPONENT</i>
1.	Beckwith, Greg	2-25-86	16	Navy
2.	Beckwith, Greg	1-30-85	14	UNC Wilmington
3.	Eastman, Kevin	2-19-77	13	William & Mary
	Beckwith, Greg	3-9-85	13	Navy
5.	Cline, T.J.	3-4-17	12	Saint Louis
	Fore, Khwan	2-25-17	12	Fordham
	Cueto, Carlos	2-21-96	12	American
	Campbell, John	1-11-78	12	Old Dominion
	Beckwith, Greg	2-9-85	12	George Mason
	Beckwith, Greg	3-14-86	12	St. Joseph's

ASSISTS IN A SEASON

	<i>NAME</i>	<i>YEAR</i>	<i>G</i>	<i>AST</i>	<i>AVERAGE</i>
1.	Beckwith, Greg	1986	29	200	6.90
2.	Gilyard, Jacob	2022	37	198	5.35
3.	Cline, T.J.	2017	35	197	5.62
4.	Beckwith, Greg	1985	31	189	6.10
5.	Gilyard, Jacob	2020	31	178	5.74
6.	Atkinson, Ken	1988	33	165	5.00
7.	Gilyard, Jacob	2019	31	160	5.16
8.	Ungerer, Scott	2002	36	149	4.14
9.	Ungerer, Scott	2000	30	143	4.77
10.	Jones, ShawnDre'	2017	35	136	3.88

CAREER ASSISTS

	<i>NAME</i>	<i>YEARS</i>	<i>G</i>	<i>AST</i>	<i>AVERAGE</i>
1.	Gilyard, Jacob	2017-2022	154	782	5.08
2.	Beckwith, Greg	1982-1986	116	573	4.94
3.	Ungerer, Scott	1998-2002	120	479	3.99
4.	Golden, Grant	2016-2022	161	476	2.96
5.	Atkinson, Ken	1986-1990	125	464	3.71
6.	Anderson, Kevin	2007-2011	139	410	2.95
7.	Cueto, Carlos	1994-1998	108	396	3.66
8.	Stapleton, Scott	1986-1990	125	382	3.06
9.	Cline, T.J.	2014-2017	102	374	3.66
10.	Jones, ShawnDre'	2013-2017	132	364	2.75

STEALS IN A GAME

	<i>NAME</i>	<i>DATE</i>	<i>STL</i>	<i>OPPONENT</i>
1.	Dobbins, Tony	2-12-03	8	UMass
	Eastman, Kevin	1-17-76	8	Davidson
2.	Gilyard, Jacob	11-9-21	7	NC Central
	Gilyard, Jacob	11-14-19	7	Vanderbilt
	Gilyard, Jacob	12-22-18	7	High Point
	Gilyard, Jacob	12-15-18	7	Oral Roberts
	Jarmon, Gerald	3-05-94	7	East Carolina
	Beckwith, Greg	12-21-83	7	UNC Wilmington
	Beckwith, Greg	2-01-86	7	William & Mary

STEALS IN A SEASON

	<i>NAME</i>	<i>YEAR</i>	<i>G</i>	<i>STL</i>	<i>AVERAGE</i>
1.	Gilyard, Jacob	2021-22	37	108	2.92
2.	Gilyard, Jacob	2019-20	31	99	3.19
3.	Gilyard, Jacob	2017-18	32	89	2.78
4.	Gilyard, Jacob	2018-19	31	88	2.84
5.	Dobbins, Tony	2003-04	33	85	2.58
6.	Gilyard, Jacob	2020-21	23	82	3.57
7.	Beckwith, Greg	1985-86	29	77	2.66
8.	Beckwith, Greg	1983-84	29	70	2.41
	Dobbins, Tony	2001-02	36	70	1.94
10.	Dobbins, Tony	2002-03	29	68	2.34

CAREER STEALS

	<i>NAME</i>	<i>YEARS</i>	<i>G</i>	<i>STL</i>	<i>AVERAGE</i>
1.	Gilyard, Jacob	2017-2022	154	466*	3.03
2.	Beckwith, Greg	1982-1986	116	227	1.96
3.	Dobbins, Tony	2002-2004	97	223	2.30
4.	Anderson, Kevin	2007-2011	139	217	1.56
5.	Davis, John	1982-1986	113	182	1.61
6.	Gonzalvez, David	2006-2010	131	175	1.34
7.	Butler, Ryan	2005-2010	132	174	1.32
8.	Baker, Jonathan	1995-1999	114	148	1.30
9.	Newman, Johnny	1982-1986	122	145	1.19
10.	Allen, Terry	2012-2016	134	138	1.02

* NCAA Division I career record

BLOCKS IN A GAME

	<i>NAME</i>	<i>DATE</i>	<i>BLK</i>	<i>OPPONENT</i>
1.	Garrett, Darrius	1-13-10	14	Massachusetts
2.	Faulconer, Tim	12-7-99	10	Liberty
3.	Garrett, Darrius	12-20-11	9	Old Dominion
4.	Bryant, Joe Jon	2-25-89	8	William & Mary
5.	Garrett, Darrius	11-22-11	7	Illinois
6.	Pehl, Jeff	11-30-81	6	Delaware Valley
	Pehl, Jeff	2-24-82	6	East Carolina
	Winiecki, Mike	1-09-89	6	American
	Wall, Derrick	1-7-95	6	American
	Collins, Johnathan	2-10-02	6	Dayton
	Garrett, Darrius	12-5-10	6	Arizona State
	Garrett, Darrius	11-19-11	6	Sacred Heart
	Garrett, Darrius	12-30-11	6	UNCG
	Garrett, Darrius	2-8-12	6	La Salle
	Nelson-Ododa, Alonzo	2-9-13	6	Saint Louis
	Golden, Grant	2-27-19	6	George Mason

BLOCKS IN A SEASON

	<i>NAME</i>	<i>YEAR</i>	<i>G</i>	<i>BLK</i>	<i>AVERAGE</i>
1.	Garrett, Darrius	2012	32	107	3.34
2.	Nelson-Ododa, Alonzo	2014	33	78	2.36
3.	Collins, Johnathan	2002	36	77	2.14
4.	Faulconer, Tim	2000	30	73	2.43
5.	Steenberge, Kevin	2006	30	71	2.37
6.	Faulconer, Tim	2001	29	65	2.24
7.	Nelson-Ododa, Alonzo	2013	33	62	1.88
8.	Garrett, Darrius	2010	35	60	1.71
9.	Garrett, Darrius	2011	37	59	1.59
10.	Pehl, Jeff	1982	29	56	1.93

CAREER BLOCKS

	<i>NAME</i>	<i>YEARS</i>	<i>G</i>	<i>BLK</i>	<i>AVERAGE</i>
1.	Garrett, Darrius	2008-2012	116	231	1.99
2.	Nelson-Ododa, Alonzo	2012-2015	94	185	1.97
3.	Faulconer, Tim	1998-2002	116	183	1.58
4.	Steenberge, Kevin	2002-2006	120	154	1.28
5.	Pehl, Jeff	1979-1983	110	135	1.23
T6.	Collins, Johnathan	1999-2003	101	133	1.32
T6.	Moliva, Gaston	2003-2008	116	133	1.23
8.	Golden, Grant	2016-2022	161	130	0.81
9.	Harper, Justin	2007-2011	137	113	0.82
10.	Poole, Eric	1994-1998	115	92	0.80

MINUTES PLAYED PER GAME (SINCE 1977-78, MINIMUM 50 GAMES)

	<i>NAME</i>	<i>YEARS</i>	<i>G</i>	<i>MIN</i>	<i>AVERAGE</i>
1.	Gilyard, Jacob	2017-2022	154	5746	37.3
2.	Anderson, Kevin	2007-2011	139	5041	36.3
3.	Perry, Mike	1978-1981	108	3894	36.1
4.	Bethea, Tom	1982-1983	57	2033	35.7
5.	Stevenson, Greg	1999-2001	59	2102	35.6
6.	Atkinson, Ken	1987-1990	125	4312	34.5
7.	Newman, Johnny	1982-1986	122	4203	34.5
8.	Gonzalvez, David	2006-2010	131	4410	33.7
9.	Rice, Rodney	1986-1988	87	2905	33.4
10.	Johnson, Kelvin	1982-1986	121	4020	33.2

ROBINS CENTER RECORDS**RICHMOND INDIVIDUAL RECORDS AT ROBINS CENTER**

Most Points: 53, Bob McCurdy vs Appalachian State, (2/26/75)
Most FG Made: 21, Bob McCurdy vs West Virginia, (2/17/75)
Most FG Att.: 33, Aron Stewart vs Furman, (2/1/73); Bob McCurdy vs W. Va., (2/17/75); McCurdy vs App. St., (2/26/75)
Most FG Att Without a Miss: 9, Rodney Rice vs Loyola (2/20/86)
Most 3-Pt FG Made: 8, Darien Brothers vs Charlotte (1/19/13); Chris Fleming vs Georgia Tech (12/1/90)
Most 3-Pt FG Att.: 15, Reggie Brown vs VMI (12/28/01)
Best 3-Pt FG Pct.: 100%, many times
Most FT Made: 14, Daryl Oliver vs Radford (12/5/95); Tony Dobbins vs George Washington (1/21/03); Cedrick Lindsay vs St. Bonaventure (2/18/13)
Most FT Att: 18, Aron Stewart vs Virginia Tech (2/19/73); Tony Dobbins vs George Washington (1/21/03)
Most FT Without A Miss: 14, Daryl Oliver vs Radford (12/5/95); Cedrick Lindsay (2/18/13)
Most Rebounds: 20, Bob Boehling vs Vanderbilt (11/25/78); Charles Stephens vs Florida Atlantic (12/28/98)
Most Assists: 14, Greg Beckwith vs UNCW (1/30/85)
Most Steals: 8, Kevin Eastman vs Davidson (1/17/76)
Most Blocked Shots: 14, Darrius Garrett vs Massachusetts (1/13/10)
Most Turnovers: 11, Paul Sember vs Wake Forest (12/22/78)

OPPONENT INDIVIDUAL RECORDS AT ROBINS CENTER

Most Points: 39, Craig Sedmak, American (1/30/93)
Most FG Made: 15, Eartha Fausta, West Virginia (2/18/74); Jerry Shellenberg, Wake Forest (1/1/77)
Most FG Att.: 25, Steve Fishel, The Citadel (1/27/73); Eartha Fausta, WVU (2/18/74)
Most FG Att Without a Miss: 10, Jim McDonough, W&M (2/21/76);
Most FT Made: 17, Tu Holloway, Xavier (1/29/11)
Most FT Attempted: 19, Harold Deane, UVA (12/9/95)
Most FT Without A Miss: 17, Tu Holloway, Xavier (1/29/11)
Most Assists: 15, Scott Machado, Iona (12/14/11)
Most Blocks: 9, David Cully, W&M (1/24/95)
Most Turnovers: 11, Bob Willis, Pennsylvania (1/26/77)
Most Steals: 6, Sherman Hamilton, VCU (1/11/95); Jameer Nelson, St. Joe's (1/6/04); Chris Oliver, Radford (11/29/06), Javon Greene, George Mason (2/3/2018)

RICHMOND TEAM RECORDS AT ROBINS CENTER

Most Points: 132 vs Bluefield (12/3/79)
Most FG Made: 53 vs Bluefield (12/3/79)
Most FG Attempted: 91 vs Appalachian State (1/29/73)
Best FG Percentage: 77.4% vs The Citadel (2/28/76)
Most 3-Point FG Made: 16 vs Georgia St (11/16/21); St. Mary's (2/14/21); McNeese St (11/22/19); Air Force (1/2/13); Fordham (1/25/12)
Most 3-Point FG Att.: 33 vs G. Washington (2/18/06); vs Fordham (1/25/12); vs Saint Joseph's (12/30/21); vs George Mason (2/7/22)
Best 3-Point FG Pct.: 75.0% vs American (2/10/88)
Worst 3-Point FG Pct.: 12.5%, 2-16 (1/27/07) vs St. Bonaventure
Most FT Made: 34 vs The Citadel (2/28/76)
Most FT Attempted: 49 vs The Citadel (2/28/76)
Most FT Attempts Without a Miss: 24 vs La Salle (1/23/21)
Most Rebounds: 66 vs Appalachian St. (1/29/73)
Most Assists: 31 vs VMI (1/16/09)
Most Steals: 20 vs Atlantic Christian (12/8/77); vs GMU (12/5/79)
Most Blocked Shots: 17 vs Massachusetts (1/13/10)
Fewest Turnovers: 2 vs GMU (2/15/86); vs American (1/10/90)
Fewest Personal Fouls: 6 vs Stockton St. (2/16/81); vs Temple (1/11/03), vs St. Mary's (MD) (2/14/21), vs Bucknell (12/22/21)
Fewest Points: 40 vs No. 22 Wake Forest (12/22/05)
Fewest FG Made: 13 vs No. 22 Wake Forest (12/22/05)
Fewest FG Attempted: 31 vs The Citadel (2/28/76)
Worst FG Percentage: 22.7% (15/66) vs VCU (12/1/01)
Fewest FT Made: 1 vs Old Dominion (2/23/00); vs Temple (2/19/05)
Fewest FT Attempted: 2 vs Old Dominion (2/23/00); vs Temple (2/19/05)
Worst FT Percentage: 28.6% vs JMU (2 of 7) (2/29/87)
Fewest Rebounds: 16 vs App. St. (12/1/75); vs Wake Forest (1/15/90) vs CHA (1/13/07)
Fewest Offensive Rebounds: 0 vs Fordham (2/20/19); vs George Mason (1/8/15)
Fewest Assists: 2 vs Furman (12/8/73)
Fewest Steals: 0 many times
Fewest Blocked Shots: 0 many times (last 1/5/22 vs Massachusetts)
Most Turnovers: 32 vs Wake Forest (12/22/78)
Most Personal Fouls: 36 vs VCU (1/27/79)
Most Disqualifications: 5 vs VCU (1/27/79)

OPPONENT TEAM RECORDS AT ROBINS CENTER

Most Points: 107, William & Mary (2/21/76)
Most FG Att.: 83, Virginia Tech (2/19/73)
Most FG Made: 42, William & Mary (2/21/76)
Best FG Percentage: 75.6%, VCU (12/4/84)
Most FT Attempted: 50, William & Mary (2/9/80)
Most FT Made: 39, William & Mary (2/9/80)
Most FT Without at Miss: 22-22, ODU (12/20/05)
Most Rebounds: 58, Liberty (12/7/99)
Most Personal Fouls: 33, VMI (2/22/73); The Citadel (2/28/76)
Most Assists: 27, William & Mary (2/21/76)
Most Blocks: 15, William & Mary, (1/24/95)
Most Turnovers: 43, Bluefield (12/3/79)
Fewest Points: 32, American (2/21/01)
Fewest Points In A Half: 9, vs Southern (11/23/10)
Worst FG Percentage: 26.4%, (14/53) Cornell (12/29/01)
Fewest FG Attempted: 36, Radford (1/16/86)
Fewest FG Made: 13, Howard (12/13/14)
Fewest FT Attempted: 2, Drexel (12/20/84); Bucknell (12/22/21)
Fewest FT Made: 1, Wake Forest (1/30/85)
Worst FT Percentage: 25%, Wake Forest (1/4) (11/30/85)
Fewest Rebounds: 17, George Mason (1/12/83); Radford (11/29/82)
Fewest Personal Fouls: 6, Boston College (11/30/2019)
Fewest Assists: 1, Furman (2/1/73); The Citadel (2/2/74); Providence (2/19/83)
Fewest Turnovers: 4, Fordham (3/15/85)

ALL-TIME NUMERICAL ROSTER

0

Kendall Anthony (2011-15)
Jacob Gilyard (2017-22)

1

Jarod Stevenson (1993-95)
Tony Dobbins (2000-04)
Darrius Garrett (2008-12)
Luke Moyer (2012-13)
Josh Jones (2013-15)
Joe Kirby (2016-18)
Blake Francis (2018-present)
Jason Nelson (2021-present)

2

T.J. Paterick (2004-05)
Cedrick Lindsay (2010-14)
Khwan Fore (2014-18)
Souleymane Koureissi (2018-22)
Marcus Randolph (2022-present)

3

Brian Sheahan (1980-81)
Larry Fells (1981-85)
Gary Rich (1986-89)
Kass Weaver (1992-95)
Jarod Stevenson (1995-98)
Scott Ungerer (1997-02)
Mark McGonigal (2005-08)
Darien Brothers (2008-13)
ShawnDre' Jones (2013-17)
Bryce Schneider (2017-18)
Tyler Burton (2019-present)

4

Spike Welsh (1962-64)
Mike Kizzie (1877-81)
Mike Timbers (1980-81)
Gravelle Craig (1987-88)
Brian Muldowney (1989-92)
Gary Williams (1993-94)
Nick Patrick (1994-99)
Jeff Myers (1998-03)
Jarhon Giddings (2004-09)
Wayne Sparrow (2010-14)
Keith Oddo (2015-17, --> No. 30)
Nathan Cayo (2017-22)
Dji Bailey (2022-present)

5

Danny Higgins (1959-63)
Larry Weathers (1962-64)

Marcus Williams (1992-94)
Kinte Smith (1997-01)
Tim Mayes (2002-05)
Brian Morris (2006-07)
David Gonzalvez (2007-10)
Trey Davis (2011-16)
Nick Sherod (2016-22)
Connor Crabtree (2022-present)

10

Paul Richlin (1960-62)
Doug Hunt (1961-63)
Billy McCann (1963-67)
Kent Greenway (1966-68)
Bart Eisner (1967-71)
Carlton Mack (1970-72)
Steve Gordon (1971-73)
Kevin Eastman (1973-75)
Bill Sutton (1974-76)
Pat Hill (1976-78)
Doug Mills (1978-81)
Dennis Tarrant (1980-82)
Greg Beckwith (1981-86)
Ken Atkinson (1985-90)
Carlos Cueto (1993-98)
Cordell Roane (1997-00)
Michael Stringer (1999-01)
Daon Merritt (2003-05)
Duncan McLean (2005-09)
Jonathan Benjamin (2009-13)
Tim Singleton (2013-14)
T.J. Cline (2014-17)
Sullivan Kulju (2018-22)
Liam Weaver (2022-present)

11

Ukee Washington (1976-80)
Kelvin Johnson (1981-85)
Benjy Taylor (1985-89)
Justin McDonald (1989-90)
Kevin Connor (1993-96)
Adrian Davidson (2001-03)
Oumar Sylla (2005-08)
Josh Duinker (2007-12)
Deion Taylor (2012-16)
De'Monte Buckingham (2016-18)
Jake Wojcik (2018-20)
Andre Weir (2020)
Marcus Randolph (2021-22, --> 30)
Jason Roche (2022-present)

12

Johnny Moates (1964-67)
Bobby Ukrop (1967-69)
Dave Williamson (1968-70)
Mike Anastasio (1969-73)
Mike Sanford (1973-76)
Terry Polintz (1981-82)
William Massenburg (1987-88)
Gerald Jarmon (1990-94)
Daryl Oliver (1993-98)
Reggie Brown (1998-04)
Monty Sanders (2004-06)
Kevin Smith (2007-11)
Kadeem Smithen (2014-15)
Chase Fletcher (2013-14, 16-17)
Phoenix Ford (2017-18)
Gabe Arizin (2019-21) --> 34
Malcolm Dread (2021-present)

13

Mike Morchowder (1959-62)
Larry Hockman (1961-64)
Larry Slappy (1974-76)
Ty Evans (1990-91)
Marques Cunningham (1997-00)
Peter Thomas (2003-07)
Zak Estes (2008-12)
John Moran (2012-16)
Solly Stansbury (2016-18)
Connor Crabtree (2019-22, --> 5)

14 (RETIRED)

Ronnie Floyd (1958-62)
Ronnie Fowler (1961-63)
Dave Boots (1962-64)
Spike Welsh (1963-66)
Robbie Baldwin (1965-67)
Picot Frazier (1966-70)
Barry Taylor (1972-74)
J.D. Harrison (1975-80)
Justin Lay (1998-02)
Jamaal Scott (2000-05)
KEVIN ANDERSON (2007-11)

15

John Vaughan (1959-62)
Bobby Ukrop (1965-68)
John Campbell (1973-78)
Paul Sember (1978-80)
Tom Bethea (1980-83)
Bebe Bocachica (1986-88)
Gaston Moliva (2003-08)
Francis-Cedric Martel (2008-12)
Terry Allen (2012-16)
Niko King (2016-17)

Matt Grace (2018-present)

20 (RETIRED)

Malon Smith (1959-61)
Harvey Roberts (1963-67)
Kenny Foster (1966-70)
Roger Hatcher (1969-72)
Bob Jacobs (1971-73)
Bill Sutton (1973-75)
Chris Buhrman (1974-76)
Rick Elliot (1977-81)

JOHN NEWMAN (1981-86)

21

Dewey Novosedliak (1960-62)
Dave Boots (1961-63)
Chris Buhrman (1973-75)
Jack Cole (1976-78)
Eric Keller (1977-79)
Bryan Simmons (1983-84)
Tim Faulconer (1997-02)
Will Holloman (2001-03)
David Gonzalez (2006-07)
Kevin Howde (2007-11)
Tomas Verbinkis (2017-20)
Isaiah Wilson (2020-22)

Michael Walz (2022-present)

22

Tom Booker (1957-61)
Grover Flint (1960-62)
Bob King (1963-65)
Phil Bushkar (1969-71)
Bob Jacobs (1970-72)
Chris Wright (1973-75)
Mark Reed (1976-81)
Bill Dooley (1981-83)
Marty Johnson (1983-85)
Scott Stapleton (1985-90)
Jason Scott (1991-92)
Adam Ward (1992-96)
Marseilles Brown (1995-99)
Jermaine Bucknor (2001-02)
Mike Skrocki (2001-04)

Greg Robbins (2009-13)
Chandler Diekvoss (2014-15)

Sullivan Kulju (2017-18, --> 10)

**Andre Gustavson
(2018-present)**

23 (RETIRED)

Carlton Mack (1972-74)
Eric English (1984-86)

WARREN MILLS (1952-55)

24

Roger Mayes (1958-60)
George Grodzicki (1959-63)
Pete Eldredge (1962-64)
Tom Green (1963-67)
Kent Greenway (1967-70)
Gus Collier (1970-72)
Kevin Eastman (1974-77)
Michael Perry (1976-81)
Rodney Rice (1984-88)
Curtis Blair (1987-92)
Adam Mobley (1993-98)
Tyler Phillips (1996-01)
Jason Morton (2000-03)
Liam Billings (2008-12)
Marshall Wood (2014-17)
Noah Yates (2018-19)
Dji Bailey (2020-22, --> 4)

Isaiah Bigelow (2022-present)

25

Vince Cowan (1975-80)
Vaughn Miller (1980-81)
Vincent Mathis (1982-83)
Joe Runk (1984-86)
Eric Johnson (1989-93)
Jonathan Baker (1994-99)
Patrick O'Malley (2000-05)
Luke Piotrowski (2011-13)
Joe Kirby (2014-16, --> No. 1)
Jordan Madrid-Andrews (2017-18)

Quentin Southall (2020-present)

30

Buddy Enck (1961-64)
Howard Dougherty (1964-66)
Larry Weddington (1966-68)
Larry Patterson (1967-69)
Aron Stewart (1972-74)
Eric English (1985-89)
Damon Bacote (1993-94)
Zach Chu (2011-15)
Jesse Pistokache (2015-17)
Keith Oddo (2017-19)

31

Nate Sherman (1973-75)
Robert Tucker (1981-84)
Jason Bishop (1987-88)
Chris Fleming (1989-93)
Scott Kauffman (1996-01)
Conor Smith (2007-12)
Jordan Gaitley (2017-22)

32

Guy Davis (1960-62)
Bob Stockburger (1967-69)
Gene Clemons (1968-70)
Jim Barfoot (1970-72)
Bob McCurdy (1973-75)
Terry Polnitz (1980-81)
John Davis (1982-86)
Tim Weathers (1989-93)
Derrick Wall (1993-95)
Mike Skrocki (1999-02)
Jermaine Bucknor (2002-06)
David Brewster (2006-07)
Justin Harper (2007-11)
Julius Johnson (2015-19)
Liam Weaver (2021-22, --> 10)

Neal Quinn, 2022-present

33

Bill Burton (1960-63)
Larry Patterson (1965-68)
Ray Amann (1970-73)
Eric Gray (1973-75)
Mike Morton (1974-76)
Ken Rosemond (1977-81)
David Hersey (1981-82)
William Herndon (1987-88)
Jim Springer (1989-93)
Jonathan Collins (1998-03)
Courtney Nelson (2004-05)
Alonzo Nelson-Ododa (2011-15)
Grant Golden (2016-22)

Richmond Men's Basketball

2022-23 Media Guide

34

Butch Lambiotte (1956-60)
Bubba Crone (1960-62)
Dave Workman (1961-63)
Larry Hockman (1963-65)
Charley Glisson (1964-66)
John Welch (1967-72)
Tim Hardin (1982-84)
Paul Webb (1986-88)
Steve Belter (1991-92)
Rick Edwards (1993-97)
Derrick Williams (2010-14)
Kwesi Abakah (2016-17)

Gabe Arizin (2021-present)

35

Alan Cole (1956-60)
Mac Dirom (1959-62)
John Schweitz (1977-82)
Charles Jefferson (1994-97)
Rick Houston (1996-01)
Kevin Hovde (2006-07)
KoVien Dominaus (2015-16)

Aidan Noyes (2021-present)

40

Tom Tenwick (1962-65)
Dick Balderson (1964-66)
Larry Weddington (1965-67)
Charley Earle (1968-70)
Clarke Wiseman (1970-72)
Gus Collier (1970-74)
Doug Armstrong (1973-75)
Jim Shields (1987-92)
Charles Stephens (1997-00)
Dan Geriot (2006-07)

41

Horace Underwood (1961-63)
Hank Dudek (1987-88)
Dan Geriot (2007-11)

42

Ernie Baich (1963-65)
Terry Burgess (1964-68)
Ed Sorgan (1967-69)
Clarke Wiseman (1967-70)
Ray Amann (1969-71)
Dave Williams (1971-75)
Tony Marshall (1974-76)
Mike Kizzie (1976-78)
Mike Winiecki (1984-89)
Eugene Burroughs (1990-94)
David Hensel (1994-99)
Greg Stevenson (1998-01)

43

Dan Glanders (1978-80)

44

Carl Sloane (1956-60)
Butch Renaldi (1964-67)
Frank Owen (1966-68)
Stan Ryfinski (1967-71)
Steve Catlett (1971-75)
Jeff Butler (1975-77)
Miller Butler (1976-78)
Jeff Pehl (1978-83)
Gary Powell (1982-84)
Chris Griffin (1984-85)
Steve Floyd (1985-88)
Kenny Wood (1989-93)
Jason McKinney (1993-96)
Ryan Butler (2005-10)
Paul Friendshuh (2014-18)

45

Jerry Sklar (1958-61)
Bill Hoag (1960-62)
Bill Flye (1980-84)
Steven Kratzer (1983-88)
Mike Hodges (1989-94)
Eric Poole (1993-98)

50

Lee O'Bryan (1958-61)
John Telepo (1960-64)
Buster Batts (1963-67)
Frank Owen (1967-70)
Joe Dauses (1968-73)
Steve McCurdy (1973-75)
Craig Sullivan (1974-77)
Lee Goss (1983-87) Joe Jon Bryant (1989-90)
Chad Varga (1992-93)
Bradley Nanney (1996-98)
Drew Crank (2004-06)

51

Jeff Snider (1972-74)
Ken Heifner (1973-75)
Steve McCurdy (1974-77)
Kevin Steenberge (2002-06)

52

Pete Eldredge (1963-65)
Bill Deel (1964-67)
Bob Stockburger (1966-68)
Jim Hewitt (1966-71)
Tom Woytowicz (1974-75)
Xavier Yeoman (1974-76)
Mike Perry (1976-78)
Pat Diservio (1981-83)
Dave Phillips (1982-84)
Jeremy Metzger (1992-94)

53

Tom Tenwick (1962-64)
Bob Boehling (1975-80)
Bill Flye (1979-81)

54

George Atwell (1962-65)
Wilton Ford (1965-69)
Charlie Earle (1969-72)
John Brown (1974-76)
Mike Dow (1976-78)
Andy Heher (1978-83)
Drew Crank (2006-07)

55

Vernon Outlaw (1976-78)
Grover Snarr (1977-79)
Peter Woolfolk (1983-88)
Terry Connolly (1989-91)
Eric Zwayer (1999-04)

ALL-TIME ALPHABETICAL ROSTER

A

Abakah, Kwesi..... 2016-17
 Abdul-Malik, K..... 1995-97
 Adams, Johnny..... 1930
 Adkins, Curtis..... 1956-57
 Allen, Jimmy..... 1945
 Allen, John..... 1922
 Allen, Terry..... 2012-16
 Allmond, Otis..... 1932
 Amann, Ray..... 1971-73
 Anastasio, Mike..... 1971-73
 Anderson, Kevin..... 2007-11
 Anderson, S..... 1946-48
 Anthony, Kendall..... 2011-15
Arizin, Gabe.....2019-present
 Ash, Roy..... 1944
 Atkinson, Ken..... 1987-90
 Atwell, George..... 1963-65

B

Babbitt, Ted..... 1931-32
 Bacote, Damon..... 1994
Bailey, Dji.....2020-present
 Baker, Jonathan..... 1995-99
 Batts, Buster..... 1965-67
 Beckwith, Greg..... 1983-86
 Bell, E.W..... 1924-27
 Belter, Steve..... 1992
 Benjamin, Jonthan..... 2009-13
 Bethea, Tom..... 1982-83
 Bethel, Ralph..... 1921-24
Bigelow, Isaiah...2022-present
 Billings, Liam..... 2008-12
 Blair, Curtis..... 1989-92
 Boehling, Bob..... 1977-80
 Booker, Tom..... 1958-61
 Border, Jay..... 1945
 Bragg, Ed..... 1938-40
 Brewster, David..... 2006-07
 Brimm, Graham..... 1949
 Bristow, Jack..... 1935-37
 Brock, Robert, Jr..... 1914
 Brothers, Darien..... 2009-13
 Brown, Marseilles..... 1996-98
 Brown, Reggie..... 1999-04
 Brown, Wes..... 1948-51
 Brown, Winfrey..... 1934-36
 Bryant, Joe Jon..... 1989-90
 Buckingham, De'Monte. 2016-18
 Bucknor, Jermaine..... 2002-06
 Buhman, Chris..... 1975-76
 Burge, Bill..... 1938-40
 Burgess, Terry..... 1966-68

Burroughs, Eugene..... 1991-94
 Burton, Bill..... 1962-63
Burton, Tyler.....2019-present
 Bushkar, Phil..... 1970-71
 Butler, Jeff..... 1976-77
 Butler, Ryan..... 2005-10
 Butler, Miller..... 1978

C

Campbell, John..... 1975-78
 Caravati, Charles..... 1918
 Carlton, Graham..... 1920-23
 Cash, Richard..... 1940
 Catlett, Steve..... 1973-75
 Cayo, Nathan..... 2017-22
 Chalmers, George..... 1937
 Chaltain, Victor..... 1932-34
 Cheatham, Russ..... 1951
 Chu, Zach..... 2011-15
 Cioli, Lon..... 1943
 Cline, T.J..... 2014-17
 Cole, Alan..... 1957-60
 Collier, Gus..... 1972-74
 Collins, Johnathan..... 1999-03
 Condos, Gus..... 1950
 Connolly, Terry..... 1990-91
 Connors, Dave..... 1932-34
 Corr, Richard..... 1917
 Cosby, A.B..... 1916
 Cosby, Lynn..... 1916
 Cousins, Solon..... 1946
 Cowan, Vince..... 1977-80
 Cox, C.C..... 1915-16
Crabtree, Connor.... 2019-present
 Crank, Drew..... 2004-07
 Crisman, Hugh..... 1940-41
 Cueto, Carlos..... 1994-98
 Cunningham, M..... 1998-99

D

Dallett, Dando..... 1944
 Daniel, Ken..... 1953-56
 Dauses, Joe..... 1971
 Davidson, Adrian..... 2002-03
 Davis, John..... 1983-86
 Davis, Trey..... 2011-16
 DeMotte, Joe..... 1924-27
 Dickerson, E..... 1917-18
 Dickinson, Al..... 1935-37
 Diekvoss, Chandler..... 2014-15
 Dirom, Mac..... 1961-62
 DiServio, Pat..... 1982-83
 DiServio, Tony..... 1946-47

Dobbins, Tony..... 2001-04
 Dobson, Jack..... 1933
 Doley, John..... 1933-34
 Dolsay, Bernard..... 1947-49
 Doминаus, KoVien..... 2015-16
 Dooley, Bill..... 1982-83
 Dow, Mike..... 1977-78
Dread, Malcolm .. 2021-present
 Dudek, Hank..... 1988
 Duinker, Josh..... 2008-12

E

Eacho, Stuart..... 1928-31
 Earle, Charlie.....
 Eastman, Kevin..... 1974-77
 Edwards, Rick..... 1994-97
 Eisner, Bart..... 1970-71
 Elliott, Rick..... 1979-81
 Elmore, Louis..... 1933-35
 Ely, Jimmy..... 1938-40
 Enck, Buddy..... 1962-64
 English, Eric..... 1986-89
 Erickson, Robert..... 1941-43
 Estes, Zak..... 2008-12
 Evans, Ty..... 1991

F

Fagan, Raymond..... 1924
 Faulconer, Tim..... 1998-02
 Fells, Larry..... 1982-85
 Fleming, Chris..... 1991-93
 Fletcher, Chase2013-14, 16-17
 Flint, Grover..... 1962
 Floyd, Ronnie..... 1960-62
 Floyd, Steve..... 1986-88
 Flye, Bill..... 1981-84
 Ford, Aubrey..... 1948-50
 Ford, Phoenix..... 2017-18
 Ford, Wilton..... 1968-69
 Fore, Khwan..... 2014-18
 Foster, Kenny..... 1968-70
 Francis, Blake..... 2018-21
 Fray, Curtis..... 1921-24
 Frazier, Picot..... 1968-70
 Friendshuh, Paul..... 2014-18

G

Gahagan, Jim..... 1951-53
 Gaitley, Jordan..... 2017-22
 Gantt, Freddie..... 1943-46
 Garrett, Darius..... 2008-12
 Gaskins, Lee..... 1926-29
 Gasser, George..... 1942-44

Richmond Men's Basketball

2022-23 Media Guide

Geriot, Dan 2006-11
Giddings, Jarhon 2004-09
Gilyard, Jacob 2017-22
Giragosian, Archie 1941-42
Glover, Jimmy 1987
Goforth, W 1946
Golden, Grant 2016-22
Gonzalvez, David 2006-10
Goss, Lee 1984-87
Grace, Matt..... 2018-present
Gray, Eric 1974
Green, Tom 1965-67
Greene, Abe 1931-34
Greene, Mush 1935-37
Greenway, Kent 1970
Grodzicki, George 1961-63

Gustavson, Andre .. 2018-present

H

Haines, Art 1948-49
Hardin, Tim 1984-85
Harper, Justin 2007-11
Harrison, Ed 1953-56
Harrison, J.D. 1977-80
Hash, Herb 1934-36
Hatcher, Roger 1971-72
Haymore, Dick 1961
Heher, Andy 1980-83
Heifner, Ken 1975
Hensel, David 1995-99
Heubi, G.P 1914
Hewitt, Jim 1969-71
Higgins, Danny 1961-63
Hodges, Michael 1991-94
Holliday, William 1929
Holloman, Will 2002-03
Hoskins, Stuart 1938-40
Houston, Rick 1997-01
Hovde, Kevin 2006-11
Humbert, Dick 1939-41
Hunt, Doug 1963
Hynson, Fred 1957

J

Jacobs, Bay 1941
Jacobs, Bob 1973
Jacobs, Bucky 1935-37
Jacobs, Petey 1936-38
Jarmon, Gerald 1991-94
Jefferson, Charles 1995-97
Johnson, Eric 1990-93
Johnson, Julius 2015-19
Johnson, Kelvin 1982-85
Johnson, Marty 1984-85
Jones, Arthur 1939-41
Jones, Josh 2013-15

Jones, ShawnDre' 2013-17
K
Kauffman, Scott 1997-01
Kendall, Steven 2006
King, Niko 2016-17
Kirby, Joe 2014-18
Kizzie, Mike 1978-81
Knight, Irving 1918-19
Koureissi, Souleymane 2018-22
Kranitzky, Charles 1946
Kranitzky, George 1944
Krapin, Louis 1931
Kratzer, Steve 1985-88
Kroff, Irwin 1944
Kulju, Sullivan 2017-22

L

Lacy, George 1934-36
Lambiotte, Butch 1957-60
Lay, Justin 1998-02
Leverton, Roger 1933-35
Lindsay, Cedrick 2010-14
Litchfield, Terry 1958
Lockery, Jack 1933
Logan, J.R. 1915
Loury, Keith 1948-49
Luebbert, Carl 1914-15
Lysaght, Walt 1953-56

M

Mack, Carlton 1973-74
Madrid-Andrews, Jordan ... 2017-18
Mann, Russell 1928-30
Marshall, Ray 1947
Martel, Francis-Cedric 2008-12
Massenburg, William 1987
Mayes, Tim 2002-05
McCann, Billy 1965-67
McCurdy, Bob 1974-75
McCurdy, Steve 1975-77
McDonald, Juddy 1990
McGonigal, Mark 2005-09
McKinney, Jason 1994-96
McLean, Duncan 2005-09
Merritt, Daon 2003-05
Metzger, Jeremy 1993-94
Miller, Dave 1923-26
Miller, Louis 1942-47
Mills, Doug 1980-81
Mills, Warren 1952-55
Mitchell, Perry 1914-16
Mitchell, Warren 1955-57
Moates, Johnny 1965-67
Mobley, Adam 1994-97
Moliva, Gaston 2003-08
Moran, Gil 1954-55

Moran, John 2012-16
Morchower, Mike 1960-61
Morris, Brian 2006-07
Morris, Phil 1956-58
Morton, Jason 2001-03
Morton, Mike 1976
Mottley, Robert 1918-21
Moughamian, S. 1950-52
Moyer, Luke 2012-13
Muldowney, Brian 1990-92
Mundy, Jimmy 1937
Myers, Jeff 1999-03

N

Nanney, Bradley 1997-98
Nelson, Courtney 2004-05
Nelson, Jason 2021-present
Nelson-Ododa, Alonzo 2012-15
Newman, Johnny 1983-86
Noll, John 1951
Noyes, Aidan 2021-present
Null, Jack 1946

O

O'Bryan, Lee 1959-61
O'Connell, Hugh 1953-54
O'Malley, Patrick 2001-05
Oddo, Keith 2015-19
Oliver, Daryl 1994-98
Onesty, Lou 1929-31
Owen, Frank 1968-70

P

Paterick, T.J 2004-05
Patrick, Nick 1995-98
Patterson, Larry 1967-69
Pehl, Jeff 1980-83
Perlowski, Ed 1931-33
Perry, Mike 1978-81
Peschel, Roy 1956-58
Peterson, Herb 1925-28
Phillips, Tyler 1997-01
Piotrowski, Luke 2011-13
Pistokache, Jesse 2015-17
Pitt, Mac Jr 1940-42
Pitts, Doug 1945-48
Poff, Lewis 1916
Polnitz, Terry 1982
Poole, Eric 1994-98

Q

Quinn, Neal 2022-present

Richmond Men's Basketball

2022-23 Media Guide

R

Raggolino, Al 1925-27
 Randolph, David 2004-06
Randolph, Marcus ... 2021-present
 Rauppius, Larry 1957-58
 Reams, Doug 1930-31
 Redford, Ellis 1950-51
 Reed, Mark 1978-81
 Rice, Rodney 1986-88
 Rich, Gary 1989
 Rinaldi, Al 1947-51
 Roane, Cordell 1998-1999
 Robbins, Greg 2009-13
 Roberts, Harvey 1966-67
 Robertson, Bill 1935-37
 Robinson, Ellyson 1918
 Robinson, Irvin 1947-48
Roche, Jason2022-present
 Rosemond, Ken 1978-81
 Rowe, Ron 1952
 Runk, Joe 1985-86
 Ryfinski, Stan 1969-71

S

Sanders, Monty 2004-06
 Sandoval, Andres 2004-05
 Sanford, Fillmore 1933-35
 Sanford, Jack 1939
 Sanford, Mike 1974-76
 Sanford, Ryland 1924
 Sanford, Taylor 1926-29
 Satterfield, Dave 1914-16
 Saunders, Barry 1952-55
 Savage, U.S. (Doc) 1942
 Schneider, Bryce 2017-18
 Schweitz, John 1979-82
 Scott, Jamaal 2002-05
 Seawright, Carl 1926
 Sember, Paul 1979
 Seyler, Larry 1946
 Shaw, Bob 1949-50
 Sheahan, Brian 1981
 Sherman, Lud 1930-32
 Sherod, Nick 2016-22
 Shields, Jim 1989-92
 Singleton, Tim 2013-14
 Sklar, Jerry 1960-61
 Skrocki, Mike 2000-04
 Slappy, Larry 1976
 Slone, Carl 1957-60
 Smith, Conor 2007-12
 Smith, Kevin 2007-11
 Smith, Kinte 1998-01
 Smithen, Kadeem 2014-15
 Snead, Hobson 1920
 Snider, Jeff 1972-73

Sokol, Charlie 1944
Southall, Quentin .. 2019-present
 Sparrow, Wayne 2010-14
 Spears, George 1938-39
 Spose, Al 1925-26
 Springer, Jim 1990-93
 St. Leger, John 1951
 Stansbury, Solly 2016-18
 Stapleton, Scott 1987-90
 Steenberge, Kevin 2002-06
 Stephens, Charles 1998-99
 Stephenson, Elmo 1949-52
 Stevenson, Greg 1999-01
 Stevenson, Jarod 1994-98
 Stewart, Aron 1973-74
 Stoneburner, Frank 1944
 Stoneburner, John 1945-46
 Stoneburner, S. 1938-40
 Street, J.F. 1919
 Stringer, Mike 2000
 Sullivan, Craig 1976-77
 Sutfenfield, Jim 1947-49
 Sylla, Oumar 2004-08

T

Tardivo, James 1952
 Tarrant, Dennis 1982
 Taylor, Benjy 1986-89
 Taylor, Deion 2012-16
 Telepo, John 1962-64
 Tenwick, Tom 1963-65
 Thistlethwaite, Dick 1941-43
 Thomas, Peter 2003-07
 Thoma, 1924
 Thompson, C.W. 1920
 Thompson, Clive 1944
 Towill, Thurman 1920-21
 Tribble, Harold 1919
 Trippier 1945
 Tyson, Leo 1917

U

Ukrop, Bobby 1967-69
 Underwood, Horace 1963
 Ungerer, Scott 1998-02

V

Vaughan, John 1962
 Verbinkis, Tomas 2017-20

W

Wall, Derrick 1994-95
Walz, Mike2022-present
 Ward, Adam 1993-96
 Washington, Ukee 1977-80
 Weathers, Tim 1990-93

Weaver, Kass 1993-95
Weaver, Liam2021-present
 Webb, Paul 1989
 Weddington, Larry 1968
 Weir, Andre 2020
 Welch, John 1970-72
 Welsh, Spike 1964-66
 Whitmer, Bob 1949-50
 Wholey, Walter 1941
 Wicker, Caldwell 1917
 Williams, Dave 1973-75
 Williams, Derrick 2010-14
 Williams, Gary 1994
 Williams, Jeff 1933
 Williams, Jeff 1977
 Williams, Marcus 1993-94
 Willis, Theryl 1957-59
 Wilson, Isaiah 2020-22
 Winiacki, Mike 1986-89
 Wiseman, Clarke 1971-72
 Witt, Bob 1953-56
 Witt, Everett 1956
 Wojcik, Jake 2018-present
 Wood, Kenny 1990-93
 Wood, Marshall 2014-17
 Wood, Wiley 1915-17
 Woolfolk, Peter 1985-88
 Wright, John 1938-39
 Wright, Massie 1951

Y

Yates, James 1919
 Yates, Noah 2018-19

Z

Ziegler, William 1920-23
 Zwyer, Eric 1999-04

AP TOP 25 RESULTS

RICHMOND vs AP TOP 25

DATE	RANK	OPPONENT	RESULT
2/11/52	12	at West Virginia	L, 55-87
2/3/53	12	North Carolina	W, 87-82
3/6/54	9	vs GW	L, 70-83
12/30/54	9	GW	L, 75-89
1/5/55	17	Villanova	W, 92-82
1/8/55	6	GW	W, 72-67
2/11/55	6	at GW	L, 62-77
2/12/55	3	at La Salle	L, 80-91
3/4/55	13	vs GW	L, 65-67
1/7/56	7	GW	W, 78-67
2/9/56	19	at GW	L, 84-103
12/18/56	8	at West Virginia	L, 75-105
2/9/57	11	West Virginia	L, 81-87
3/8/57	11	vs West Virginia	L, 62-83
12/17/57	8	at West Virginia	L, 74-76*
2/8/58	1	West Virginia	L, 60-72
3/7/58	2	vs West Virginia	L, 70-81
12/16/58	7	at West Virginia	L, 67-98
2/5/59	15	at St. John's	L, 76-85
2/14/59	9	West Virginia	L, 62-64
12/8/59	2	at West Virginia	L, 62-84
2/13/60	5	West Virginia	L, 57-103
12/11/62	6	at West Virginia	L, 59-78

Lester Hooker Jr.: 4-19 vs AP Top 25

2/10/78 13 Virginia L, 42-68
Carl Slone: 0-6 vs AP Top 25

11/28/81	13	Wake Forest	W, 64-61
12/29/81	4	vs Virginia	L, 74-43
12/29/82	4	vs Virginia	L, 85-102
1/4/84	8	at Wake Forest	L, 57-82
12/30/85	7	at Georgia Tech	L, 64-90
1/30/86	16	at Virginia Tech	L, 67-71
2/25/86	19	at Navy	L, 72-85
11/29/86	6	Georgia Tech	W, 67-62
1/8/87	15	at Navy	W, 64-62
11/28/87	3	North Carolina	L, 76-87
3/20/88	18	vs Georgia Tech	W, 59-55
3/24/88	1	vs Temple	L, 47-69
12/10/88	8	vs North Carolina	L, 68-76
12/20/88	16	Georgia Tech	L, 50-62
11/15/89	19	at NC State	L, 48-57
11/28/89	21	at Georgia Tech	L, 74-87
3/16/90	12	vs Duke	L, 46-81
11/24/90	9	Georgia	L, 45-90
12/1/90	14	Georgia Tech	W, 73-71
3/14/91	4	vs Syracuse	W, 73-69
12/21/91	21	Wake Forest	L, 60-74
1/2/92	15	at Georgia Tech	L, 75-82

Dick Tarrant: 6-16 vs AP Top 25

1/15/64	5	Davidson	L, 49-52
2/11/64	4	at Davidson	L, 67-95
2/13/65	5	Davidson	L, 73-83
12/17/68	3	Davidson	L, 60-62
2/11/69	6	at Davidson	L, 95-114
2/28/69	5	vs Davidson	L, 83-97
12/16/69	4	Davidson	L, 77-98
1/9/70	7	at Jacksonville	L, 113-77
2/6/70	8	Jacksonville	L, 88-49
2/14/70	13	at Davidson	L, 60-97
2/28/70	11	vs Davidson	L, 61-81
12/20/70	3	vs Jacksonville	L, 69-94
12/21/71	18	vs Virginia	L, 58-93
2/22/72	12	at Maryland	L, 61-76
12/2/72	3	Maryland	L, 50-82
2/19/73	19	Virginia Tech	W, 94-93**
1/2/74	3	at Maryland	L, 60-96

Lewis Mills: 1-16 vs AP Top 25

12/8/94	25	Wake Forest	L, 49-53
12/28/94	10	at Arizona	L, 68-95
11/28/95	17	at North Carolina	L, 76-83
12/9/95	15	Virginia	L, 52-67
1/15/96	6	at Wake Forest	L, 60-71
11/25/96	7	at North Carolina	L, 75-86
12/1/96	3	Wake Forest	L, 55-80

Bill Dooley: 0-7 vs AP Top 25

11/19/97	4	North Carolina	L, 65-84
3/12/98	15	vs South Carolina	W, 62-61
11/19/98	2	at Connecticut	L, 57-77
12/3/99	14	at Syracuse	L, 60-74
11/20/00	18	Wake Forest	L, 61-69
1/2/02	23	at Wake Forest	L, 52-67
3/9/02	24	Xavier	L, 60-73

John Beilein: 1-6 vs AP Top 25

11/30/74	4	at Maryland	L, 81-106
12/6/75	2	Maryland	L, 71-98
1/1/77	7	Wake Forest	L, 73-84
1/4/77	15	at Maryland	L, 78-90
2/12/77	20	at VMI	L, 87-92

12/17/02	17	at Stanford	W, 83-69
1/4/03	23	Wake Forest	L, 62-68
1/7/03	21	at Xavier	W, 67-59
2/19/03	25	Dayton	L, 63-70
12/6/03	16	at Wake Forest	L, 66-81
1/6/04	9	Saint Joseph's	L, 60-71

Richmond Men's Basketball

2022-23 Media Guide

1/22/04	12	at Kansas	W, 69-68	1/31/15	14	at VCU	W, 64-55
12/4/04	1	at Wake Forest	L, 73-90	2/25/15	22	VCU	W, 67-63**
12/23/04	10	at Pittsburgh	L, 60-69	11/27/15	14	vs California	W, 94-90
12/30/04	14	at Arizona	L, 71-84	11/21/17	12	vs Cincinnati	L, 48-75

Jerry Wainwright: 3-7 vs AP Top 25

12/5/05	5	at Louisville	L, 45-53	1/25/20	7	Dayton	L, 87-79
12/22/05	22	Wake Forest	L, 40-47	11/29/20	10	at Kentucky	W, 76-64
2/5/06	10	at GW	L, 55-80	12/13/20	11	at West Virginia	L, 87-71
2/18/06	7	GW	L, 51-64	3/17/22	16	vs Iowa	W, 67-63
11/16/07	3	at Memphis	L, 63-80	3/19/22	13	vs Providence	L, 79-51

1/26/08 16 Dayton W, 80-63

3/8/08	8	at Xavier	L, 61-86	<i>Chris Mooney: 15-24 vs AP Top 25</i>			
12/19/08	10	Wake Forest	L, 79-86	-----			
3/7/09	17	Xavier	W, 80-75	<i>Italics indicates game at Robins Center</i>			

RICHMOND as AP TOP 25

Date	UR	Opp	Opponent	Result
1/15/55	13	--	William & Mary	W, 92-71
1/29/55	17	--	Wake Forest	L, 72-75
1/31/55	17	--	West Virginia	W, 106-67
12/17/57	19	8	at West Virginia	L, 74-76
12/19/57	19	--	at Saint Joseph's	L, 64-90
12/27/57	17	--	Penn	W, 72-65
12/28/57	17	--	La Salle	L, 55-59
1/30/86	20	16	at Virginia Tech	L, 67-71
2/1/86	20	--	at William & Mary	W, 67-47
2/17/10	25	--	Fordham	W, 68-49
2/20/10	25	--	GW	W, 74-70
2/28/10	23	--	at Xavier	L, 76-78
12/7/20	19	--	Wofford	W, 77-72
12/9/20	19	--	Northern Iowa	W, 78-68
12/13/20	19	11	at West Virginia	L, 87-71

Italics indicates game at Robins Center

ALL-TIME COACHING RECORDS

	COACH	YRS	WINS	LOSS	PERCENT
1.	Chris Mooney (2005-pres.)	17	312	244	.561
2.	Dick Tarrant (1981-93)	12	239	126	.655
3.	Malcolm U. Pitt (1933-52)	19	197	169	.538
4.	Frank Dobson (1913-17, 1919-33)	18	168	112	.600
5.	H. Lester Hooker Jr. (1952-63)	11	147	142	.509
6.	Lewis Mills (1963-74)	11	110	170	.393
7.	John Beilein (1997-02)	5	100	53	.654
8.	Jerry Wainwright (2002-2005)	3	50	41	.549
9.	Carl J. Slone (1974-78)	4	43	63	.406
10.	Bill Dooley (1993-1997)	4	43	69	.384
11.	Lou Goetz (1978-81)	3	38	44	.434
12.	Dave Satterfield (1917-18)	1	3	6	.333

ALL-TIME RECORD vs OPPONENTS

<i>OPPONENT</i>	<i>W-L</i>	<i>LAST MEETING</i>	<i>RESULT</i>	<i>OPPONENT</i>	<i>W-L</i>	<i>LAST MEETING</i>	<i>RESULT</i>
Air Force	2-0	11/27/13	W, 83-60	Cornell	1-0	12/29/01	W, 52-41
Alabama	1-4	12/29/2019	L, 78-90	Daleville College	1-0	1/11/1924	W, 35-15
Alumni	1-0	1/9/1931	W, 39-28	Dartmouth	1-0	11/23/90	W, 65-54
American	34-12	11/11/11	W, 66-56	Davidson	21-36	3/13/2022	W, 64-62
Appalachian State	9-1	11/16/01	W, 62-61	Dayton	10-21	3/12/2022	W, 68-64
Apprentice School	1-0	12/14/1953	W, 104-45	Delaware	2-3	11/10/2017	L, 63-76
Arizona	0-2	12/30/04	L, 71-84	Delaware State	1-0	12/6/08	W, 76-66
Arizona State	3-0	3/22/15	W, 76-70	Delaware Valley	1-0	11/30/81	W, 91-61
Arkansas-Little Rock	0-1	12/19/98	L, 62-70	Detroit	0-1	12/28/92	L, 70-82
Arkansas State	0-1	12/3/05	L, 37-56	Drake	0-1	11/20/2021	L, 70-73
Army	6-0	2/7/94	W, 82-76	Drexel	2-1	12/1/98	L, 62-70
Atlantic Christian	2-0	11/29/78	W, 97-69	Duke	2-8	3/16/90	L, 46-81
Auburn	1-3	11/26/2019	L, 65-79	Duquesne	25-11	2/1/2022	W, 74-57
Baldwin-Wallace	1-0	12/13/62	W, 70-56	East Carolina	53-30	11/13/07	W, 67-65
Baltimore	2-0	2/4/81	W, 83-62	East Tennessee St	4-7	12/3/83	W, 65-56
Baylor	1-0	11/25/88	W, 56-38	Eastern Kentucky	1-1	12/27/96	W, 78-60
Belmont	2-0	11/11/13	W, 69-61	Elks of Lynchburg	0-2	1/24/1922	L, 19-25
Belmont Abbey	1-1	12/2/71	W, 58-54	Elon	2-0	11/26/04	W, 80-66
Bethune-Cookman	1-0	11/21/15	W, 89-64	Emory & Henry	6-6	2/11/53	L, 80-83
Bluefield	1-0	12/3/79	W, 132-69	Fairfield	5-0	11/24/13	W, 68-47
Boston College	3-1	11/30/2019	W, 64-44	Fairmount AC	1-0	1/8/1916	W, 28-11
Boston University	1-2	11/27/87	W, 66-61	Florida	2-3	12/1/15	L, 56-76
Bradley	0-1	11/26/08	L, 66-80	Florida Atlantic	2-0	12/28/98	W, 76-65
Bridgewater	9-1	2/13/33	W, 60-26	Florida Gulf Coast	1-0	11/24/08	W, 69-58
Bryant	1-0	3/20/13	W, 76-71	Florida Southern	0-1	1/5/80	L, 67-68
Bucknell	4-4	12/22/21	W, 81-50	Florida State	3-1	12/20/67	L, 91-114
Butler	1-1	1/16/13	L, 47-62	Fordham	23-8	1/18/2022	W, 83-70
California	1-1	11/27/15	W, 94-90	Fort Belvoir	1-0	12/14/1946	W, 56-53
Cal State Fullerton	1-1	12/8/79	W, 84-75	Fredericksburg YMCA	1-0	1/9/1914	W, 42-31
Cal State Northridge	1-0	11/17/2019	W, 90-62	Furman	22-33	2/12/76	L, 85-79
Campbell	7-2	11/14/98	W, 65-59	George Mason	41-26	2/9/2022	L, 84-87 (OT)
Canisius	1-2	12/16/72	W, 75-73	George Washington	42-63	2/22/2022	W, 84-71
Cardinal AC	0-1	1/18/1916	L, 15-40	Georgetown	2-8	11/28/2018	L, 82-90
Catholic	3-1	12/6/83	W, 85-62	Georgia	0-1	11/24/90	L, 45-90
Centenary	1-4	12/18/98	W, 71-53	Georgia State	1-0	11/16/2021	W, 94-78
Central Michigan	0-1	12/28/74	L, 83-106	Georgia Tech	4-6	12/18/10	L, 54-67
Charleston	3-2	12/14/2019	W, 78-71	Guilford	3-0	2/18/26	W, 35-29
Charleston Southern	1-0	11/21/10	W, 82-71	Hampden-Sydney	62-18	12/1/55	W, 81-39
Charlotte	11-8	3/14/13	L, 63-68	Hampton	6-2	12/3/2019	W, 80-63
Charlottesville YMCA	1-0	1/21/1920	W, 29-18	Harvard	1-0-1	2/28/02	W, 86-59
Chattanooga	2-0	11/22/09	W, 75-49	High Point	2-0	12/22/2018	W, 74-59
Church Hill AC	1-2	2/2/1921	L, 23-39	Highland Park AC	1-0	1/16/1924	W, 25-21
Cincinnati	0-5	11/21/2017	L, 48-75	Hofstra	4-1	11/22/2021	W, 81-68
The Citadel	29-20	11/12/10	W, 79-37	Howard	1-0	12/13/14	W, 54-41
Clemson	3-2	12/13/52	W, 74-60	Illinois	0-1	11/22/11	L, 61-70
Colorado	1-1	1/4/05	L, 69-75	Indiana	1-2	3/18/88	W, 72-69
Columbia	2-1	12/28/62	W, 73-71	Iona	0-3	12/14/11	L, 79-88
Concord	1-1	2/15/1929	L, 26-31	Iowa	1-0	3/17/22	W, 67-63
Connecticut	0-2	11/19/98	L, 57-77	Iowa State	0-1	12/2/95	L, 64-82
Coppin State	3-0	12/5/2018	W, 82-47	IUPUI	2-0	11/16/2018	W, 78-70

Richmond Men's Basketball

2022-23 Media Guide

OPPONENT	W-L	LAST MEETING	RESULT	OPPONENT	W-L	LAST MEETING	RESULT
Jacksonville	3-6	2/5/77	W, 67-65	New Hampshire	1-0	11/18/03	W, 63-49
Jacksonville State	0-1	11/13/2017	L, 61-94	New York University	1-0	2/4/38	W, 34-25
James Madison	34-22	12/10/2017	W, 74-71	Newport News Apprentice	2-0	1/8/1937	W, 28-25
Jefferson School	1-0	2/22/1916	W, 63-13	Niagara	2-0	2/16/80	W, 67-65
John Marshall AC	2-0	2/23/1914	W, 35-31	Norfolk Naval Training	0-3	12/12/1945	L, 45-57
John Marshall HS	1-0	1/13/1916	W, 40-36	Norfolk State	1-1	11/10/07	L, 69-72
Kansas	1-2	12/18/12	L, 59-87	North Carolina	2-15	11/23/13	L, 72-82
Kentucky	1-0	11/29/2020	W, 76-64	Northeastern	1-1	12/31/14	L, 57-58
Kentucky Wesleyan	0-1	1/28/66	L, 85-100	Northern Iowa	3-1	12/5/2021	W, 60-52
La Salle	23-17	2/12/2022	W, 77-63	Oakland	1-0	3/19/17	W, 87-83
Lafayette	3-0	12/29/95	W, 63-47	Oglethorpe	1-0	1/9/80	W, 101-85
Langley Field	1-1	12/12/1946	W, 55-38	Ohio	0-2	12/22/13	L, 69-70
Lehigh	2-0	11/13/09	W, 63-53	Old Dominion	28-33	12/19/2021	W, 67-61
Liberty	3-1	11/9/12	W, 84-42	Oral Roberts	0-2	12/15/2018	L, 52-59
Long Beach State	1-0	12/4/99	W, 73-62	Oregon	2-0	12/4/82	W, 66-53
Long Island	2-2	1/29/83	W, 74-66	Park View	0-1	2/4/1921	L, 21-31
Longwood	4-1	11/9/2018	L, 58-63	Penn State	0-5	12/30/94	L, 53-66
Louisiana	0-1	11/22/2017	L, 76-82	Pennsylvania	2-3	1/26/80	L, 78-84
Louisiana-Monroe	1-0	12/21/01	W, 80-58	Pepperdine	1-1	12/20/14	W, 65-63
Louisville	0-1	12/5/05	L, 45-53	Pittsburgh	0-2	12/23/04	L, 60-69
Loyola Chicago	1-1	12/18/2020	W, 75-73	Prairie View A&M	1-0	12/4/05	W, 62-48
Loyola (La.)	1-2	2/5/63	W, 64-56	Presbyterian	1-0	12/22/15	W, 74-44
Loyola (Md.)	6-0	2/6/92	W, 68-64	Providence	2-4	3/19/2022	L, 51-79
Lynchburg	15-3	1/13/1933	W, 49-29	Purdue	1-0	12/27/10	W, 65-54
Lynchburg YMCA	0-1	2/12/1914	L, 16-80	Quantico Marines	2-4	12/5/1951	L, 50-64
Maine	1-0	11/5/07	W, 44-42	Radford	17-3	12/22/2019	L, 58-73
Manhattan	0-1	12/20/03	L, 62-70	Randolph-Macon	62-19	11/15/2008	W, 81-57
Marist	3-2	11/24/07	L, 62-64	Rhode Island	18-11	3/10/2022	W, 64-59
Marquette	0-2	2/5/85	L, 67-75	Rice	3-0	1/3/09	W, 74-43
Marshall	0-1	12/29/65	L, 103-118	Richmond Air Base	1-3	12/9/1944	L, 50-52
Maryland	15-27	11/25/21	L, 80-86	Richmond Anti Aircraft	1-0	12/7/1942	W, 34-24
Massachusetts	16-7	1/5/2022	W, 80-72	Richmond Athletic Club	1-0	1/9/1921	W, 41-40
McGills Catholic Union	3-0	2/3/1916	W, 75-23	Richmond Blues	5-0	1/12/1924	W, 33-32
McGuire's Hospital	1-1	2/6/1946	L, 36-45	Richmond Gray's	1-0	1/27/1915	W, 46-24
McNeese State	4-0	11/22/2019	W, 87-57	Richmond Howitzers	0-3	2/25/1915	L, 24-25
Medical College of VA	28-6	12/1/1953	W, 98-56	Richmond Prof Institute	1-0	12/3/1953	W, 94-63
Memphis	0-4	11/6/07	L, 63-80	Richmond YMCA	0-2	2/2/1918	L, 31-39
Merchants Natl Bank	0-1	1/8/1921	L, 24-34	Rider	1-0	3/13/84	W, 89-65
Miami (Fla.)	0-1	3/24/15	L, 61-63	Roanoke	10-6	12/9/78	L, 57-72
Minnesota	1-2	11/16/13	L, 59-74	Robert Morris	1-0	11/20/16	W, 81-69
Minnesota-Duluth	1-0	12/3/54	W, 102-72	Robnors	0-1	2/5/1921	L, 34-54
Mississippi State	2-4	11/27/2021	L, 71-82 (OT)	Rollins	1-0	12/27/74	W, 80-77
Mississippi Valley St.	1-0	11/17/03	W, 62-46	Rotary Club	1-0	1/15/1932	W, 37-17
Missouri	1-0	11/28/09	W, 59-52	Rutgers	1-0	11/23/11	W, 58-53
Missouri State	1-0	12/22/01	W, 67-60	Sacred Heart	1-0	11/19/11	W, 83-58
Montana State	1-0	3/16/02	W, 63-48	St. Bonaventure	18-12	3/4/2022	L, 65-72
Morehead State	2-0	11/27/2020	W, 82-64	St. Francis Brooklyn	2-0	11/14/2018	W, 88-66
Mount Union	1-0	1/4/52	W, 89-79	St. Mary's (Md.)	1-0	2/14/2021	W, 90-49
Navy	17-11	2/5/01	W, 69-55	Saint Francis (Pa.)	3-1	11/8/2019	W, 100-98
NC Central	1-0	11/9/2021	W, 70-60	Saint John's (Md.)	2-1	2/1/1929	L, 41-44
NC State	1-4	12/17/2021	W, 83-74	Saint John's (N.Y.)	1-3	3/18/09	W, 75-69
NC Wesleyan	1-0	12/2/81	W, 85-41	Saint Joseph's	11-20	12/30/2021	L, 56-83
Nevada	0-1	12/30/89	L, 71-83	Saint Louis	9-13	2/25/2022	W, 68-66
				Saint Mary's	1-1	3/18/10	L, 71-80

Richmond Men's Basketball

2022-23 Media Guide

OPPONENT	W-L	LAST MEETING RESULT		OPPONENT	W-L	LAST MEETING RESULT	
Samford	1-0	12/6/97	W, 70-38	Wagner	1-0	3/13/02	W, 74-67
San Diego	0-1	12/21/93	L, 64-87	Wake Forest	14-42	12/1/2018	W, 84-74
San Diego State	1-0	11/24/91	W, 78-68	Washington	0-1	3/14/98	L, 66-81
San Francisco	1-1	11/24/03	W, 66-59	Washington & Lee	26-29	12/5/60	W, 80-51
Seton Hall	3-0	12/26/10	W, 69-61	Washington College	1-0	11/24/78	W, 93-68
Siena	1-1	1/8/94	L, 57-88	Wesley's (Norfolk)	0-1	2/24/1922	L, 25-33
SMU	0-2	12/16/99	L, 77-78	West Virginia	13-42	12/13/2020	L, 71-87
South Alabama	3-0	12/8/2019	W, 75-57	West Virginia Tech	4-0	1/7/82	W, 76-58
South Carolina	8-9	12/16/09	L, 58-76	Western Maryland	1-0	1/21/1922	W, 32-19
South Florida	4-1	12/5/07	L, 65-79	Western Michigan	1-1	11/25/00	W, 86-70
Southern	1-0	11/22/10	W, 81-40	William & Mary	103-97	12/3/14	W, 68-67
Southern California	0-2	12/2/86	L, 51-63	Wisconsin	1-1	11/25/2019	W, 62-52
Southern Utah	1-0	12/28/89	W, 95-83	Wofford	5-0	12/1/2021	W, 73-64
Stanford	2-0	12/17/02	W, 83-69	Wright State	1-1	11/26/10	W, 71-61
Staunton Military	2-1	1/22/1920	L, 22-32	Wyoming	0-1	11/21/2018	L, 66-68
Stetson	5-1	11/15/15	W, 108-85	Xavier	5-13	2/2/13	W, 73-71
Stevens Tech	1-1	2/4/1926	W, 41-31	Yale	1-0	1/2/36	W, 51-30
Stockton State	1-0	2/16/1981	W, 73-59	YMCA	0-1	2/23/1917	L, 18-42
Syracuse	1-3	11/18/08	L, 71-76				
Tampa	1-0	11/30/84	W, 68-59				
TCU	0-1	3/21/17	L, 68-86				
Temple	9-11	1/30/13	L, 64-71				
Tennessee	0-3	12/22/84	L, 64-77				
Tennessee Tech	0-2	1/20/62	L, 70-83				
Texas A&M	1-0	12/12/57	W, 70-50				
Texas-Arlington	1-0	2/6/69	W, 98-89				
Texas El-Paso	0-1	3/25/2009	L, 69-81				
Texas-Pan American	1-0	12/1/95	W, 74-71				
Texas Tech	0-2	12/17/16	L, 72-79				
Toledo	2-0	12/11/2021	W, 72-69				
Towson	0-1	1/31/80	L, 83-88				
Tulane	1-3	12/28/06	L, 63-75				
Tulsa	1-0	12/4/87	W, 64-60				
UAB	3-2	12/17/04	W, 98-81				
UC Irvine	1-0	1/16/74	W, 79-73				
UC Santa Barbara	0-1	11/22/91	L, 60-67				
UCLA	0-1	12/23/11	L, 63-71				
UMBC	1-1	12/10/16	W, 78-75				
UMKC	1-0	11/25/2008	W, 85-74				
UNC Asheville	1-0	12/29/97	W, 71-55				
UNC Greensboro	4-0	12/30/11	W, 78-58				
UNC Wilmington	30-16	11/13/12	W, 101-58				
Union Theological	11-1	1/6/1948	W, 64-41				
Upsala	2-0	1/17/81	W, 80-74				
Utah State	0-1	11/12/2021	L, 74-85				
Vanderbilt	3-2	12/16/2020	W, 78-67				
VCU	32-57	3/11/2022	W, 75-64				
Vermont	0-1	11/29/2017	L, 65-71				
Villanova	3-4	12/22/94	L, 70-101				
Virgin Islands	1-0	1/17/1970	W, 122-61				
Virginia	36-52	3/18/08	L, 64-66				
Virginia Christian	0-2	2/14/1914	L, 30-53				
Virginia State	1-0	12/6/80	W, 102-79				
Virginia Tech	39-69	1/14/09	L, 48-62				
VMI	85-44	11/11/16	W, 72-69				

GAME-BY-GAME RECORD vs OPPONENTS

Air Force (2-0)				1/4/1996	A	L	76-80	22-10	
Date	Site	W/L	Score	Series	2/21/1996	H	L	68-76	22-11
1/2/2013	H	W	91-68	1-0	1/1/1997	A	W	65-53	23-11
11/27/2013	A	W	83-60	2-0	2/12/1997	H	L	66-67	23-12
Home: 1-0 (Robins Center: 1-0) Away: 1-0					1/14/1998	H	W	73-57	24-12
					2/16/1998	A	W	77-41	25-12
					2/28/1998	N	W	66-64	26-12
Alabama (1-4)					1/20/1999	A	W	66-63	27-12
Date	Site	W/L	Score	Series	2/6/1999	H	W	72-69	28-12
12/20/1962	A	L	56-72	0-1	1/22/2000	H	W	78-63	29-12
12/21/1964	H	L	70-80	0-2	2/16/2000	A	W	66-65	30-12
11/26/1988	H	L	49-54	0-3	1/24/2001	A	W	60-59	31-12
3/14/2017	A	W	71-64	1-3	2/21/2001	H	W	73-32	32-12
12/29/2019	A	L	78-90	1-4	11/17/2006	H	W	61-50	33-12
Home: 0-2 (Robins Center: 0-1) Away: 1-2					11/11/2011	H	W	66-56	34-12
					Home: 15-6 (Robins Center: 15-6)				
Alumni (1-0)					Away: 13-6 Neutral: 6-0				
Date	Site	W/L	Score	Series					
1/9/1931	H	W	39-28	1-0					
					Appalachian State (9-1)				
American (34-12)					Date	Site	W/L	Score	Series
Date	Site	W/L	Score	Series	12/7/1972	A	L	65-67	0-1
12/30/1964	N	W	105-79	1-0	1/29/1973	H	W	111-69	1-1
2/14/1976	H	W	77-61	2-0	12/3/1973	H	W	78-60	2-1
1/18/1977	A	W	81-75	3-0	2/4/1974	A	W	93-83	3-1
1/28/1978	H	L	62-77	3-1	1/18/1975	A	W	101-70	4-1
2/26/1981	A	L	69-75	3-2	2/26/1975	H	W	101-97 (2OT)	5-1
1/21/1985	A	W	74-58	4-2	12/1/1975	H	W	53-52	6-1
2/25/1985	H	W	82-63	5-2	1/10/1976	A	W	87-62	7-1
3/7/1985	N	W	74-68	6-2	12/21/2000	A	W	86-60	8-1
1/25/1986	H	W	74-59	7-2	11/16/2001	H	W	62-61	9-1
2/22/1986	A	W	76-68	8-2	Home: 5-0 (Robins Center: 5-0) Away: 4-1				
1/24/1987	A	L	67-77	8-3					
2/21/1987	H	W	72-69 (OT)	9-3	Apprentice School (1-0)				
2/28/1987	N	W	75-62	10-3	Date	Site	W/L	Score	
1/13/1988	A	W	78-65	11-3	Series				
2/10/1988	H	L	63-68	11-4	12/14/1953	H	W	104-45	1-0
1/9/1989	H	W	78-71	12-4					
2/15/1989	A	W	61-57	13-4	Arizona (0-2)				
1/10/1990	H	W	61-59	14-4	Date	Site	W/L	Score	Series
2/7/1990	A	L	58-61	14-5	12/28/1994	A	L	68-95	0-1
3/4/1990	N	W	91-90 (2OT)	15-5	12/30/2004	A	L	71-84	0-2
1/12/1991	H	L	65-75	15-6	Away: 0-2				
2/9/1991	A	W	79-59	16-6					
3/3/1991	N	W	78-70	17-6	Arizona State (3-0)				
1/29/1992	H	W	82-60	18-6	Date	Site	W/L	Score	Series
2/26/1992	A	W	85-65	19-6	12/5/1987	A	W	76-63	1-0
1/30/1993	H	W	74-73	20-6	12/5/2010	A	W	67-61	2-0
2/27/1993	A	W	69-63	21-6	3/22/2015	H	W	76-70 (OT)	3-0
1/15/1994	A	L	65-83	21-7	Home: 1-0 (Robins Center: 1-0) Away: 2-0				
2/12/1994	H	W	76-74	22-7					
1/7/1995	H	L	73-77	22-8					
2/18/1995	A	L	79-90	22-9					

Richmond Men's Basketball

2022-23 Media Guide

Arkansas-Little Rock (0-1)					12/2/1971	H	W	58-54	1-1
Date	Site	W/L	Score	Series	Home: 1-0 Neutral: 0-1				
12/19/1998	A	L	62-70	0-1					
Arkansas State (0-1)					Bethune-Cookman (1-0)				
Date	Site	W/L	Score	Series	Date	Site	W/L	Score	Series
12/03/2005	N	L	37-56	0-1	11/21/2015	H	W	89-64	1-0
Army (6-0)					Bluefield (1-0)				
Date	Site	W/L	Score	Series	Date	Site	W/L	Score	Series
12/28/1955	H	W	96-84	1-0	12/3/1979	H	W	132-69	1-0
12/1/1989	H	W	85-78	2-0	Boston College (3-1)				
12/11/1990	A	W	82-65	3-0	Date	Site	W/L	Score	Series
12/10/1991	H	W	59-36	4-0	12/28/1954	H	W	90-68	1-0
1/5/1993	A	W	89-71	5-0	11/26/2016	N	W	67-54	2-0
2/7/1994	H	W	82-76	6-0	12/23/2017	A	L	73-78 (OT)	2-1
Home: 4-0 (Robins Center: 3-0) Away: 2-0					11/30/2019	H	W	64-44	3-1
					Home: 2-0 Neutral: 1-0 Away: 0-1				
Atlantic Christian (2-0)					Boston University (1-2)				
Date	Site	W/L	Score	Series	Date	Site	W/L	Score	Series
12/8/1977	H	W	71-58	1-0	12/31/1977	H	L	63-69	0-1
11/29/1978	H	W	97-69	2-0	2/12/1979	A	L	69-85	0-2
Home: 2-0 (Robins Center: 2-0)					11/27/1987	H	W	66-61	1-2
					Home: 1-1 (Robins Center: 1-1) Away: 0-1				
Auburn (1-3)					Bradley (0-1)				
Date	Site	W/L	Score	Series	Date	Site	W/L	Score	Series
12/1/1976	A	L	63-86	0-1	11/26/2008	N	L	66-80	0-1
12/12/1978	H	L	72-84	0-2	Bridgewater (9-1)				
3/15/1984	N	W	72-71	1-2	Date	Site	W/L	Score	Series
11/26/2019	N	L	65-79	1-3	1/13/1922	H	W	35-22	1-0
Home: 0-1 (Robins Center: 0-1)					1/13/1923	H	L	14-19	1-1
Away: 0-1 Neutral: 1-1					2/20/1925	H	W	29-23	2-1
					2/11/1926	H	W	54-27	3-1
Baldwin-Wallace (1-0)					2/9/1927	H	W	58-27	4-1
Date	Site	W/L	Score	Series	2/10/1928	H	W	43-26	5-1
12/13/1962	H	W	70-56	1-0	2/7/1929	H	W	52-41	6-1
Baltimore (2-0)					2/20/1930	H	W	34-26	7-1
Date	Site	W/L	Score	Series	2/18/1931	H	W	42-30	8-1
1/14/1980	H	W	77-56	1-0	2/13/1933	H	W	60-26	9-1
2/4/1981	H	W	83-62	2-0	Home: 9-1				
Home: 2-0 (Robins Center: 2-0)					Baylor (1-0)				
					Date	Site	W/L	Score	Series
					11/25/1988	H	W	56-38	1-0
					Bryant (1-0)				
					Date	Site	W/L	Score	Series
					3/20/2013	A	W	76-71	1-0
Belmont (2-0)					Bucknell (4-4)				
Date	Site	W/L	Score	Series	Date	Site	W/L	Score	Series
12/4/1954	H	W	115-73	1-0	2/1/1958	H	W	81-63	1-0
11/11/2013	H	W	69-61	2-0	12/22/2008	H	W	79-57	2-0
Home: 2-0 (Robins Center: 1-0)					1/2/2010	A	W	59-50	3-0
					1/2/2011	H	L	61-62	3-1
					12/17/2011	A	L	65-79	3-2
					11/30/2016	A	L	68-73	3-3
Belmont Abbey (1-1)									
Date	Site	W/L	Score	Series					
1/4/1956	N	L	82-84	0-1					

Richmond Men's Basketball

2022-23 Media Guide

12/19/2017 H L 78-86 3-4 Home: 3-0 (Robins Center: 3-0) Away: 0-1
 12/22/2021 H W 81-50 4-4
 Home: 3-2 (Robins Center: 2-2) Away: 1-2

Butler (1-1)

Date Site W/L Score Series
 12/28/2004 N W 69-68 1-0
 1/16/2013 A L 47-62 1-1
 Away: 0-1 Neutral: 1-0

California (1-1)

Date Site W/L Score Series
 12/23/1993 A L 78-85 0-1
 11/27/2015 N W 94-90 1-1
 Away: 0-1 Neutral: 1-0

Cal State Fullerton (1-1)

Date Site W/L Score Series
 12/5/1974 H L 79-83 0-1
 12/8/1979 N W 84-75 1-1
 Home: 0-1 (Robins Center: 0-1) Neutral: 1-0

Cal State Northridge (1-0)

Date Site W/L Score Series
 11/17/2019 H W 90-62 1-0

Campbell (7-2)

Date Site W/L Score Series
 11/26/1982 H W 70-53 1-0
 1/23/1984 A W 73-60 2-0
 12/10/1984 H W 74-58 3-0
 12/5/1988 A L 68-71 3-1
 11/26/1994 H L 60-84 3-2
 11/25/1995 A W 69-62 4-2
 12/19/1996 H W 69-54 5-2
 12/20/1997 A W 71-49 6-2
 11/14/1998 H W 65-59 7-2
 Home: 4-1 (Robins Center: 4-1) Away: 3-1

Canisius (1-2)

Date Site W/L Score Series
 12/17/1955 A L 79-106 0-1
 1/4/1972 H L 55-69 0-2
 12/16/1972 A W 75-73 1-2
 Home: 0-1 Away: 1-1

Cardinal Athletic Club (0-1)

Date Site W/L Score Series
 1/18/1916 A L 15-40 0-1

Catholic (3-1)

Date Site W/L Score Series
 12/8/1976 H W 80-62 1-0
 1/10/1979 A L 72-73 1-1
 12/5/1980 H W 89-68 2-1
 12/6/1983 H W 85-62 3-1

Centenary (1-4)

Date Site W/L Score Series
 2/8/1960 A L 66-68 0-1
 12/20/1961 A L 69-84 0-2
 2/2/1962 H L 71-76 0-3
 1/30/1964 H L 69-83 0-4
 12/18/1998 N W 71-53 1-4
 Home: 0-2 Away: 0-2 Neutral: 1-0

Central Michigan (0-1)

Date Site W/L Score Series
 12/28/1974 N L 83-106 0-1

Charleston (3-2)

Date Site W/L Score Series
 1/14/1991 H W 85-54 1-0
 12/30/1995 A L 58-67 1-1
 12/29/2000 N L 48-52 1-2
 3/23/2009 H W 74-72 2-2
 12/14/2019 H W 78-71 3-2

Home: 3-0 (Robins Center: 3-0)

Away: 0-1 Neutral: 0-1

Charleston Southern (1-0)

Date Site W/L Score Series
 11/21/10 H W 82-71 1-0

Charlotte (11-8)

Date Site W/L Score Series
 12/28/1973 N L 68-112 0-1
 12/8/2001 A L 42-62 0-2
 11/30/2002 H W 64-60 (OT) 1-2
 1/28/2006 H W 63-56 2-2
 2/15/2006 A L 47-64 2-3
 1/13/2007 H L 51-66 2-4
 2/7/2007 A L 46-61 2-5
 2/2/2008 A W 64-58 3-5
 2/20/2008 H W 79-76 (OT) 4-5
 2/21/2009 H W 65-58 5-5
 3/3/2009 A W 64-62 6-5
 1/20/2010 H L 59-71 6-6
 3/6/2010 A W 89-85 7-6
 1/5/2011 H W 71-59 8-6
 2/26/2011 A W 72-59 9-6
 1/4/2012 A L 70-75 9-7
 2/18/2012 H W 53-52 10-7
 1/19/2013 H W 81-61 11-7
 3/14/2013 N L 63-68 11-8

Home: 7-2 (Robins Center: 7-2)

Away: 4-4 Neutral: 0-2

Charlottesville YMCA (1-0)

Date Site W/L Score Series
 1/21/1920 A W 29-18 1-0

Richmond Men's Basketball

2022-23 Media Guide

Chattanooga (2-0)					2/1/1969	A	L	77-81	18-14
Date	Site	W/L	Score	Series	2/15/1969	H	W	108-89	19-14
12/1/1969	H	W	85-74	1-0	1/6/1970	H	L	51-53	19-15
11/22/2009	H	W	75-49	2-0	2/3/1970	A	W	82-81 (3OT)	20-15
Home: 2-0 (Robins Center 1-0)					1/12/1971	H	W	67-64	21-15
					2/16/1971	A	L	63-78	21-16
					2/1/1972	H	W	75-68	22-16
					2/16/1972	A	L	76-99	22-17
Church Hill AC (1-2)					1/27/1973	H	W	65-63	23-17
Date	Site	W/L	Score	Series	2/3/1973	A	L	72-77	23-18
1/31/1917	A	W	42-20	1-0	2/2/1974	H	W	89-82 (OT)	24-18
1/31/1920	N	L	16-53	1-1	2/16/1974	A	W	73-65	25-18
2/2/1921	H	L	23-39	1-2	2/1/1975	H	W	80-75	26-18
Home: 0-1 Away: 1-0 Neutral: 0-1					2/15/1975	A	W	99-90	27-18
					1/24/1976	H	L	74-75	27-19
Cincinnati (0-5)					2/7/1976	A	L	79-91	27-20
Date	Site	W/L	Score	Series	2/28/1976	H	W	82-69	28-20
12/30/1955	H	L	60-89	0-1	11/12/2010	H	W	79-37	29-20
2/2/1971	A	L	71-78	0-2	Home: 20-7 (Robins Center: 5-1)				
1/29/1972	H	L	80-89	0-3	Away: 7-13 Neutral: 2-0				
12/17/2001	A	L	46-77	0-4	Clemson (3-2)				
11/21/2017	N	L	48-75	0-5	Date	Site	W/L	Score	Series
Home: 0-2 Neutral: 0-1 Away: 0-2					3/3/1938	N	L	32-35	0-1
					12/18/1940	H	W	52-45	1-1
The Citadel (29-20)					12/17/1948	H	W	47-45	2-1
Date	Site	W/L	Score	Series	12/17/1949	H	L	53-75	2-2
12/16/1938	H	L	24-39	0-1	12/13/1952	A	W	74-60	3-2
1/30/1948	H	W	71-50	1-1	Home: 2-1 Away: 1-0 Neutral: 0-1				
2/19/1949	H	W	58-42	2-1	Colorado (1-1)				
12/1/1956	H	W	91-69	3-1	Date	Site	W/L	Score	Series
2/11/1957	A	W	67-54	4-1	12/31/2003	A	W	75-62	1-0
1/7/1958	H	W	54-50	5-1	1/4/2005	H	L	69-75	1-1
2/10/1958	A	L	54-62	5-2	Home: 0-1 (Robins Center: 0-1) Away: 1-0				
3/6/1958	H	W	63-59	6-2	Columbia (2-1)				
12/1/1958	A	L	45-55	6-3	Date	Site	W/L	Score	Series
1/6/1959	H	W	69-62	7-3	12/29/1956	H	L	73-81	0-1
12/12/1959	H	W	63-52	8-3	12/29/1958	H	W	81-59	1-1
2/1/1960	A	L	55-84	8-4	12/28/1962	H	W	73-71	2-1
12/3/1960	H	L	78-92	8-5	Home: 2-1				
1/27/1961	A	L	80-89	8-6	Concord (1-1)				
3/2/1961	H	L	66-70	8-7	Date	Site	W/L	Score	Series
1/3/1962	A	W	76-68	9-7	2/14/1928	H	W	42-33	1-0
2/15/1962	H	L	57-58	9-8	2/15/1929	H	L	26-31	1-1
12/15/1962	A	L	76-80	9-9	Home: 1-1				
1/3/1963	H	W	112-98	10-9	Connecticut (0-2)				
12/14/1963	H	W	77-73	11-9	Date	Site	W/L	Score	Series
1/4/1964	A	W	67-65	12-9	12/7/1979	N	L	79-81	0-1
12/15/1964	H	L	75-76 (2OT)	12-10	11/19/1998	A	L	57-77	0-2
1/30/1965	A	W	83-81	13-10	Away: 0-1 Neutral: 0-1				
12/17/1965	H	W	100-86	14-10					
2/4/1966	A	L	70-88	14-11					
1/7/1967	A	L	79-81	14-12					
2/11/1967	H	W	89-76	15-12					
3/2/1967	N	W	100-98 (OT)	16-12					
1/6/1968	H	W	83-70	17-12					
1/27/1968	A	L	77-92	17-13					
2/29/1968	N	W	100-88 (OT)	18-13					

Richmond Men's Basketball

2022-23 Media Guide

					2/6/1974	A	L	72-93	8-27
Coppin State (3-0)					3/1/1974	N	W	86-68	9-27
Date	Site	W/L	Score	Series	12/12/1974	H	W	67-61	10-27
11/30/2008	H	W	78-67	1-0	2/4/1975	A	L	79-103	10-28
12/14/2013	H	W	71-49	2-0	12/3/1975	A	W	75-62	11-28
12/5/2018	H	W	82-47	3-0	1/17/1976	H	W	72-69	12-28
Home: 3-0 (Robins Center: 3-0)					11/14/2011	A	L	61-74	12-29
					12/29/2012	H	L	64-70	12-30
Cornell (1-0)					1/3/2015	A	L	67-81	12-31
Date	Site	W/L	Score	Series	1/17/2015	H	W	89-63	13-31
12/29/2001	H	W	52-41	1-0	1/25/2016	H	L	70-78	13-32
					2/16/2016	A	L	79-83	13-33
Daleville College (1-0)					12/31/2016	A	W	82-80	14-33
Date	Site	W/L	Score	Series	2/21/2017	H	W	84-76	15-33
1/11/1924	H	W	35-15	1-0	12/30/2017	H	W	69-58	16-33
					1/28/2018	A	W	66-63	17-33
Dartmouth (1-0)					1/19/2019	A	L	62-75	17-34
Date	Site	W/L	Score	Series	3/9/2019	H	L	69-73	17-35
11/23/1990	H	W	65-54	1-0	1/14/2020	A	W	70-64	18-35
					3/3/2020	H	W	80-63	19-35
Davidson (21-36)					12/30/2020	A	W	80-74	20-35
Date	Site	W/L	Score	Series	1/14/2022	H	L	84-87	20-36
12/16/1939	H	W	33-32	1-0	3/13/2022	N	W	64-62	21-36
2/17/1950	H	W	81-60	2-0	Home: 13-15 (Robins Center: 7-5)				
12/15/1950	H	W	69-61	3-0	Away: 6-18 Neutral: 2-3				
12/28/1956	H	W	92-63	4-0					
1/30/1961	A	W	83-78	5-0	Dayton (10-21)				
2/14/1961	H	W	90-77	6-0	Date	Site	W/L	Score	Series
2/5/1962	H	L	52-55	6-1	3/19/2001	A	L	56-71	0-1
2/20/1962	A	L	62-72	6-2	1/19/2002	A	L	52-68	0-2
2/1/1963	A	L	73-95	6-3	2/10/2002	H	W	63-54	1-2
2/13/1963	H	L	57-72	6-4	1/15/2003	A	L	53-66	1-3
1/15/1964	H	L	49-52	6-5	2/19/2003	H	L	63-70	1-4
2/11/1964	A	L	67-95	6-6	1/14/2004	H	L	50-55	1-5
1/4/1965	A	L	67-97	6-7	2/4/2004	A	L	57-62 (OT)	1-6
2/13/1965	H	L	73-83	6-8	3/12/2004	N	L	56-58	1-7
1/4/1966	H	L	89-98	6-9	1/12/2005	A	L	62-63	1-8
2/8/1966	A	L	74-80	6-10	2/5/2005	H	W	61-58	2-8
2/25/1966	N	L	65-84	6-11	1/14/2006	H	W	58-50	3-8
1/4/1967	H	W	72-69	7-11	1/20/2007	A	L	54-72	3-9
2/7/1967	A	L	79-94	7-12	1/26/2008	H	W	80-63	4-9
2/10/1968	H	L	67-85	7-13	2/14/2009	A	L	63-69	4-10
2/21/1968	A	L	89-106	7-14	3/12/2009	N	L	64-69	4-11
12/17/1968	H	L	60-62	7-15	3/4/2010	H	W	60-56	5-11
2/11/1969	A	L	95-114	7-16	1/25/2011	A	W	70-61	6-11
2/28/1969	N	L	83-97	7-17	3/13/2011	N	W	67-54	7-11
12/16/1969	H	L	77-98	7-18	2/29/2012	H	W	82-71	8-11
2/14/1970	A	L	60-97	7-19	3/2/2013	A	L	74-78	8-12
2/28/1970	N	L	61-81	7-20	1/18/2014	H	W	73-64	9-12
12/15/1970	A	L	54-67	7-21	3/8/2014	A	L	48-60	9-13
2/13/1971	H	L	70-80	7-22	1/24/2015	A	L	60-63	9-14
12/14/1971	H	L	66-100	7-23	3/1/2016	H	L	84-85	9-15
1/15/1972	A	L	80-112	7-24	3/11/2016	N	L	54-69	9-16
12/12/1972	H	L	80-88	7-25	1/19/2017	A	L	59-75	9-17
1/20/1973	A	L	77-89	7-26	1/9/2018	H	L	81-87	9-18
12/15/1973	H	W	79-78	8-26	1/6/2019	A	L	48-72	9-19

Richmond Men's Basketball

2022-23 Media Guide

1/25/2020	H	L	79-87	9-20	12/5/1973	A	L	39-48	0-2				
3/1/2022	H	L	53-55	9-21	1/8/1975	H	L	90-97	0-3				
3/12/2022	N	W	68-64	10-21	12/10/1975	A	L	58-60	0-4				
Home: 7-6 (Robins Center: 7-6)					2/14/1978					H	L	72-79	0-5
Away: 1-13 Neutral: 2-2					12/29/1992					N	L	65-70	0-6
Delaware (2-3)					12/30/1993					H	L	60-67 (OT)	0-7
Date					11/28/1994					A	L	56-62	0-8
Date	Site	W/L	Score	Series	1/26/2002	H	W	55-51	1-8				
2/14/1916	H	L	24-29	0-1	3/2/2002	A	W	83-57	2-8				
1/5/1994	A	L	51-58	0-2	1/18/2003	A	W	75-69	3-8				
1/3/1995	H	W	57-53	1-2	1/28/2003	H	W	84-47	4-8				
11/8/2013	H	W	71-69	2-2	1/3/2004	H	W	69-66	5-8				
11/10/2017	H	L	63-76	2-3	2/7/2004	A	W	71-51	6-8				
Home: 2-2 (Robins Center: 2-1) Away: 0-1					2/1/2005					H	W	72-71	7-8
Delaware State (1-0)					2/27/2005					A	W	76-62	8-8
Date					1/11/2006					A	W	62-48	9-8
Date	Site	W/L	Score	Series	2/14/2007	H	W	69-66	10-8				
12/6/2008	H	W	76-66	1-0	2/16/2008	A	W	69-66	11-8				
Delaware Valley (1-0)					2/11/2009					H	W	71-67	12-8
Date					1/6/2010					A	W	80-68	13-8
Date	Site	W/L	Score	Series	3/5/2011	H	W	68-56	14-8				
11/30/1981	H	W	91-61	1-0	2/4/2012	A	L	72-81	14-9				
Detroit (0-1)					3/9/2013					H	W	79-55	15-9
Date					2/12/2014					A	W	75-58	16-9
Date	Site	W/L	Score	Series	3/13/2014	N	W	76-64	17-9				
12/28/1992	N	L	70-82	0-1	1/28/2015	H	W	86-55	18-9				
Drake (1-0)					2/27/2016					A	W	83-67	19-9
Date					1/28/17					H	W	101-90	20-9
Date	Site	W/L	Score	Series	1/24/2018	A	W	77-73 (OT)	21-9				
11/20/2021	A	L	70-73	0-1	3/8/2018	N	W	81-68	22-9				
Drexel (2-1)					1/16/2019					H	L	68-74	22-10
Date					3/6/2020					A	W	73-62	23-10
Date	Site	W/L	Score	Series	2/20/2021	H	W	79-72	24-10				
12/20/1984	H	W	85-52	1-0	3/4/2021	N	L	62-67	24-11				
1/7/1998	H	W	66-57	2-0	2/1/2022	A	W	74-57	25-11				
12/1/1998	A	L	62-70	2-1	Home: 11-5 (Robins Center: 11-4)								
Home: 2-0 (Robins Center: 2-0) Away: 0-1					Away: 12-4 Neutral: 2-2								
Duke (2-8)					East Carolina (53-30)								
Date	Site	W/L	Score	Series	Date	Site	W/L	Score	Series				
2/12/1923	H	L	22-30 (OT)	0-1	1/2/1960	H	W	80-66	1-0				
2/7/1925	H	W	35-25	1-1	12/9/1961	H	L	70-81	1-1				
2/25/1926	H	W	42-30	2-1	1/19/1963	H	L	50-62	1-2				
2/11/1936	H	L	27-31	2-2	12/3/1963	H	W	71-67	2-2				
12/11/1936	H	L	35-38	2-3	12/19/1964	A	L	79-81	2-3				
1/11/1938	A	L	24-32	2-4	2/4/1965	H	W	66-65 (OT)	3-3				
12/1/1971	A	L	42-54	2-5	1/10/1966	A	L	72-76	3-4				
1/24/1973	H	L	66-70	2-6	2/17/1966	H	W	100-88	4-4				
12/11/1976	A	L	63-65	2-7	2/24/1966	N	W	76-74	5-4				
3/16/1990	N	L	46-81	2-8	1/11/1967	A	L	80-97	5-5				
Home: 2-4 (Robins Center: 0-1)					2/13/1967					H	W	74-65	6-5
Away: 0-3 Neutral: 0-1					12/15/1967					H	W	90-83	7-5
Duquesne (25-11)					2/7/1968					A	W	102-78	8-5
Date					1/14/1969					H	L	69-75	8-6
Date	Site	W/L	Score	Series	2/13/1969	A	L	78-98	8-7				
1/12/1937	H	L	29-37	0-1	12/13/1969	H	W	90-72	9-7				

Richmond Men's Basketball

2022-23 Media Guide

1/29/1970	A	L	91-115	9-8	2/17/1997	H	W	78-70	46-27
2/26/1970	N	W	75-73	10-8	1/17/1998	A	L	67-77	46-28
1/5/1971	H	L	63-79	10-9	2/4/1998	H	W	79-64	47-28
2/6/1971	A	L	81-82	10-10	1/2/1999	H	W	83-60	48-28
3/4/1971	N	W	69-67	11-10	2/17/1999	A	L	48-64	48-29
1/6/1972	A	W	68-67	12-10	1/12/2000	A	W	59-55	49-29
2/9/1972	H	L	74-80	12-11	2/12/2000	H	W	75-54	50-29
1/4/1973	H	W	84-75	13-11	1/9/2001	A	L	50-58	50-30
2/7/1973	A	L	64-69	13-12	2/14/2001	H	W	82-71	51-30
3/1/1973	N	L	62-96	13-13	11/14/2006	H	W	71-67 (OT)	52-30
1/9/1974	H	W	79-78	14-13	11/13/2007	A	W	67-65 (OT)	53-30
2/20/1974	A	W	76-68	15-13	Home: 30-10 (Robins Center: 23-5) Away: 16-19				
1/22/1975	H	L	80-101	15-14	Neutral: 7-1				
2/19/1975	A	L	76-100	15-15					
1/12/1976	H	W	88-71	16-15	East Tennessee State (4-7)				
1/21/1976	A	L	75-85	16-16	Date	Site	W/L	Score	Series
1/8/1977	H	W	72-62	17-16	12/27/1963	A	L	79-83	0-1
2/4/1978	A	W	82-80	18-16	11/30/1968	H	L	83-96	0-2
2/22/1978	H	L	53-71	18-17	12/30/1968	A	W	69-68	1-2
1/12/1981	A	W	80-63	19-17	12/8/1969	H	L	57-63	1-3
2/21/1981	H	L	65-67	19-18	12/27/1969	A	L	92-111	1-4
1/30/1982	A	W	81-71	20-18	12/9/1970	A	L	65-69 (OT)	1-5
2/24/1982	H	W	89-63	21-18	12/8/1971	H	L	66-68	1-6
3/4/1982	N	W	49-42	22-18	1/3/1976	H	W	83-69	2-6
1/15/1983	H	W	68-56	23-18	1/8/1976	A	W	71-67	3-6
2/16/1983	A	L	75-79 (2OT)	23-19	12/21/1976	H	L	60-63	3-7
1/21/1984	A	W	61-55	24-19	12/3/1983	A	W	65-56	4-7
2/18/1984	H	W	60-50	25-19	Home: 1-4 (Robins Center: 1-1) Away: 3-3				
1/19/1985	H	W	63-50	26-19					
2/16/1985	A	W	63-60	27-19	Eastern Kentucky (1-1)				
1/11/1986	H	W	60-52	28-19	Date	Site	W/L	Score	Series
2/8/1986	A	W	71-52	29-19	12/28/1963	N	L	62-77	0-1
1/10/1987	A	L	70-78	29-20	12/27/1996	N	W	78-60	1-1
2/9/1987	H	W	62-60	30-20	Neutral: 1-1				
1/23/1988	H	W	84-79	31-20					
2/20/1988	A	W	68-64	32-20	Elks of Lynchburg (0-2)				
3/5/1988	N	W	67-41	33-20	Date	Site	W/L	Score	Series
1/11/1989	H	W	83-56	34-20	1/20/1921	A	L	23-39	0-1
2/4/1989	A	W	56-54	35-20	1/24/1922	A	L	19-25	0-2
1/24/1990	H	W	71-54	36-20	Away: 0-2				
2/21/1990	A	L	79-81 (OT)	36-21					
1/23/1991	A	W	71-64	37-21	Elon (2-0)				
2/20/1991	H	W	65-50	38-21	Date	Site	W/L	Score	Series
3/2/1991	N	W	86-62	39-21	1/27/1921	H	W	30-28 (OT)	1-0
1/11/1992	A	W	65-62	40-21	11/26/2004	H	W	80-66	2-0
2/8/1992	H	W	89-64	41-21	Home: 2-0 (Robins Center: 1-0)				
1/11/1993	H	W	74-65	42-21					
2/8/1993	A	W	72-63	43-21	Emory & Henry (6-6)				
1/22/1994	H	W	80-72	44-21	Date	Site	W/L	Score	Series
2/23/1994	A	L	77-81 (OT)	44-22	1/30/1928	H	W	40-39	1-0
3/5/1994	N	W	58-55	45-22	2/13/1929	H	W	36-34	2-0
1/18/1995	A	L	67-69	45-23	2/13/1930	H	L	32-34	2-1
2/11/1995	H	L	58-59	45-24	2/17/1932	H	W	50-26	3-1
1/24/1996	A	L	65-81	45-25	2/24/1932	A	L	39-42	3-2
1/31/1996	H	L	58-66	45-26	2/15/1933	H	L	35-47	3-3
1/18/1997	A	L	64-69	45-27	1/30/1934	A	L	25-38	3-4

Richmond Men's Basketball

2022-23 Media Guide

2/15/1934	H	L	27-30	3-5	11/22/1999	H	L	74-77	1-2
1/18/1935	A	W	38-31 (OT)	4-5	2/27/2002	H	W	67-50	2-2
2/13/1935	H	W	28-25	5-5	3/5/2003	A	W	60-53	3-2
1/20/1936	H	W	41-24	6-5	2/14/2004	H	W	74-53	4-2
2/11/1953	N	L	80-83	6-6	3/10/2004	N	W	67-47	5-2
Home: 5-3 Away: 1-2 Neutral: 0-1					1/8/2005	A	L	56-79	5-3

Fairfield (5-0)

Date	Site	W/L	Score	Series	Date	Site	W/L	Score	Series
1/6/1987	N	W	91-87 (3OT)	1-0	3/7/2007	N	L	61-63	5-7
2/23/1990	H	W	69-57	2-0	3/5/2008	H	W	58-53	6-7
12/9/1990	A	W	68-60	3-0	2/25/2009	A	W	78-68	7-7
12/7/1991	H	W	74-66	4-0	2/17/2010	H	W	84-56	8-7
11/24/2013	N	W	68-47	5-0	2/5/2011	A	W	77-60	9-7
Home: 2-0 (Robins Center: 2-0) Away: 1-0 Neutral: 2-0					1/25/2012	H	W	102-58	10-7
					2/23/2013	A	W	72-55	11-7
					1/11/2014	A	W	77-74 (OT)	12-7

Fairmount Athletic Club (1-0)

Date	Site	W/L	Score	Series	Date	Site	W/L	Score	Series
1/28/1916	H	W	28-11	1-0	2/15/2014	H	W	82-70	13-7
					2/11/2015	H	W	73-71	14-7
					1/10/2016	A	W	93-82	15-7
					2/13/2016	H	W	71-67	16-7
					3/10/2016	N	W	70-55	17-7

Florida (2-3)

Date	Site	W/L	Score	Series	Date	Site	W/L	Score	Series
2/8/1923	H	W	27-26	1-0	1/4/2017	H	W	80-72	18-7
3/19/1992	A	L	52-66	1-1	2/25/2017	A	W	70-48	19-7
12/19/2009	N	W	56-53	2-1	1/3/2018	A	L	65-69 (OT)	19-8
1/4/2014	A	L	58-67	2-2	2/20/2019	H	W	72-69	20-8
12/1/2015	A	L	56-76	2-3	3/13/2019	N	W	52-50	21-8
Home: 1-0 Away: 0-3 Neutral: 1-0					2/8/2020	A	W	59-53	22-8
					1/28/2022	A	W	83-70	23-8

Florida Atlantic (2-0)

Date	Site	W/L	Score	Series	Home: 12-2 (Robins Center: 12-2) Away: 8-4 Neutral: 3-2				
11/24/1997	A	W	81-50	1-0	Fort Belvoir (1-0)				
12/28/1998	H	W	76-65	2-0	Date	Site	W/L	Score	Series
Home: 1-0 (Robins Center: 1-0) Away: 1-0					12/14/1946	H	W	56-53	1-0

Florida Gulf Coast (1-0)

Date	Site	W/L	Score	Series	Fredericksburg YMCA (1-0)				
11/24/2008	A	W	69-58	1-0	Date	Site	W/L	Score	Series
					1/9/1914	A	W	42-31	1-0

Florida Southern (0-1)

Date	Site	W/L	Score	Series	Furman (22-33)				
1/5/1980	A	L	67-68	0-1	Date	Site	W/L	Score	Series
					2/5/1941	H	W	38-25	1-0

Florida State (3-1)

Date	Site	W/L	Score	Series	Date	Site	W/L	Score	Series
12/22/1962	A	W	62-56	1-0	2/13/1942	H	L	46-54 (OT)	1-1
1/2/1964	H	W	69-65	2-0	1/9/1951	H	W	60-29	2-1
12/16/1966	N	W	80-76	3-0	12/12/1952	A	L	71-73	2-2
12/20/1967	A	L	91-114	3-1	2/8/1954	A	L	76-97	2-3
Home: 1-0 Away: 1-1 Neutral: 1-0					2/22/1954	H	L	76-85	2-4
					3/5/1954	N	W	85-81 (OT)	3-4
					12/1/1954	H	W	101-87	4-4
					2/22/1955	A	W	79-73	5-4
					1/3/1956	A	W	130-92	6-4
					1/10/1956	H	L	85-94	6-5

Fordham (23-8)

Date	Site	W/L	Score	Series	Date	Site	W/L	Score	Series
3/15/1985	H	W	59-57	1-0	2/5/1957	H	W	80-73	7-5
12/30/1998	A	L	70-73 (OT)	1-1	2/13/1957	A	L	97-99 (2OT)	7-6
					3/7/1957	H	W	90-71	8-6

Richmond Men's Basketball

2022-23 Media Guide

2/15/1958	H	W	92-87	9-6	3/8/1985	N	W	77-64	7-4
2/20/1958	A	L	82-88	9-7	1/18/1986	A	W	62-59	8-4
1/17/1959	A	W	88-74	10-7	2/15/1986	H	L	58-73	8-5
2/7/1959	H	W	92-79	11-7	3/3/1986	A	L	60-62	8-6
12/11/1959	H	L	68-83	11-8	1/17/1987	H	W	74-52	9-6
1/30/1960	A	L	73-93	11-9	2/14/1987	A	W	65-63	10-6
12/17/1960	H	W	76-74	12-9	1/16/1988	H	W	86-70	11-6
1/28/1961	A	L	81-84 (OT)	12-10	2/13/1988	A	W	62-60	12-6
2/1/1962	H	L	65-72	12-11	3/7/1988	N	W	74-71	13-6
12/19/1962	A	L	54-79	12-12	1/21/1989	A	W	84-61	14-6
1/7/1963	H	W	74-71	13-12	2/18/1989	H	W	73-67	15-6
2/2/1963	N	L	54-64	13-13	1/13/1990	A	W	87-73	16-6
1/8/1964	H	L	63-74	13-14	2/10/1990	H	W	86-64	17-6
2/1/1964	A	L	60-71	13-15	1/7/1991	H	L	69-77	17-7
12/10/1964	H	L	71-86	13-16	2/2/1991	A	W	75-62	18-7
2/18/1965	A	W	91-76	14-16	3/4/1991	N	W	81-78	19-7
12/10/1965	H	W	92-83	15-16	1/25/1992	A	L	63-65	19-8
2/5/1966	A	L	96-98	15-17	2/22/1992	H	W	83-50	20-8
2/2/1967	H	W	87-79	16-17	3/7/1992	N	W	74-59	21-8
2/20/1967	A	W	93-90 (OT)	17-17	2/3/1993	A	W	81-62	22-8
12/9/1967	H	L	70-80	17-18	2/24/1993	H	W	61-58	23-8
1/29/1968	A	W	71-70	18-18	1/19/1994	A	L	92-97	23-9
1/4/1969	H	W	96-83	19-18	2/16/1994	H	W	92-61	24-9
1/31/1969	A	L	66-89	19-19	2/1/1995	H	L	86-92	24-10
2/27/1969	N	W	66-64	20-19	2/22/1995	A	W	101-100	25-10
1/31/1970	H	L	59-66 (OT)	20-20	1/29/1996	H	W	105-91	26-10
2/16/1970	A	L	51-52	20-21	2/10/1996	A	L	91-98	26-11
1/14/1971	A	L	77-101	20-22	3/1/1996	N	W	93-77	27-11
2/11/1971	H	W	106-87	21-22	1/15/1997	A	L	86-98 (OT)	27-12
3/6/1971	N	L	61-68	21-23	2/5/1997	H	W	86-69	28-12
1/13/1972	H	L	66-92	21-24	2/28/1997	N	W	85-57	29-12
2/14/1972	A	L	97-113	21-25	1/28/1998	H	W	87-65	30-12
2/1/1973	H	L	62-66	21-26	2/18/1998	A	W	61-56	31-12
2/15/1973	A	L	89-109	21-27	2/27/1998	N	W	66-49	32-12
12/8/1973	H	L	73-77	21-28	1/13/1999	A	L	52-78	32-13
2/14/1974	A	L	81-104	21-29	1/27/1999	H	W	79-73	33-13
3/2/1974	N	L	60-62	21-30	1/26/2000	H	L	63-65	33-14
12/7/1974	H	L	77-84	21-31	2/10/2000	A	L	65-73	33-15
2/13/1975	A	L	88-97	21-32	1/3/2001	A	L	57-67	33-16
1/15/1976	H	W	106-96 (3OT)	22-32	2/24/2001	H	W	77-57	34-16
2/12/1976	A	L	85-97	22-33	12/22/2012	N	L	64-67	34-17
Home: 14-13 (Robins Center: 1-3)					2/26/2014	A	L	60-69	34-18
Away: 6-17 Neutral: 2-3					1/8/2015	H	W	75-65	35-18
					2/14/2015	A	L	67-71 (OT)	35-19
George Mason (41-26)					2/3/2016	H	L	74-78	35-20
Date	Site	W/L	Score	Series	3/5/2016	A	L	73-83	35-21
12/5/1979	H	W	105-70	1-0	1/22/2017	H	L	77-82	35-22
1/21/1981	H	W	68-57	2-0	2/14/2017	A	L	70-93	35-23
2/17/1982	H	W	68-59	3-0	2/3/2018	H	L	75-79	35-24
1/12/1983	H	W	50-49	4-0	3/3/2018	A	W	93-79	36-24
1/31/1983	A	L	67-74	4-1	2/6/2019	H	W	81-67	37-24
11/25/1983	N	L	68-78	4-2	2/27/2019	A	L	63-77	37-25
1/18/1984	H	W	66-57	5-2	1/18/2020	A	W	97-87	38-25
2/11/1984	A	L	74-77	5-3	2/19/2020	H	W	65-50	39-25
1/16/1985	A	W	76-75 (OT)	6-3	1/9/2021	A	W	77-57	40-25
2/9/1985	H	L	53-54	6-4	2/7/2022	H	W	62-59	41-25

Richmond Men's Basketball

2022-23 Media Guide

2/9/2022	A	L	84-87 (OT)	41-16	12/3/1968	A	L	93-97	13-38
Home: 21-8 (Robins Center: 21-8)					2/10/1970	H	L	85-98	13-39
Away: 13-16 Neutral: 7-2					2/27/1970	N	W	77-69	14-39
George Washington (42-63)					12/29/1970	N	L	79-96	14-40
					2/25/1971	A	L	101-118	14-41
Date	Site	W/L	Score	Series	1/13/1973	H	L	72-80	14-42
1/11/1926	A	L	23-28	0-1	12/29/1973	N	W	68-67	15-42
12/16/1935	H	L	33-46	0-2	1/15/1975	A	L	80-101	15-43
1/13/1936	A	L	25-43	0-3	12/20/1975	H	L	77-84	15-44
1/11/1941	H	L	36-58	0-4	11/27/1976	H	W	64-62	16-44
2/14/1942	H	L	38-61	0-5	2/7/1977	A	W	81-80	17-44
1/12/1946	H	W	36-34	1-5	11/30/1977	H	L	54-60	17-45
2/15/1946	A	L	38-51	1-6	2/10/1979	A	L	77-99	17-46
2/3/1947	H	L	44-52	1-7	12/22/1979	H	L	78-86	17-47
2/18/1947	A	L	47-76	1-8	12/3/1980	A	W	92-69	18-47
12/17/1947	H	L	53-75	1-9	2/15/1993	A	L	77-79 (OT)	18-48
12/11/1948	A	L	49-68	1-10	12/11/1994	H	W	78-74	19-48
1/7/1950	A	L	49-66	1-11	12/9/2000	A	W	84-80 (OT)	20-48
1/11/1950	H	L	56-62 (OT)	1-12	1/30/2002	H	W	61-53	21-48
12/13/1950	H	L	52-58	1-13	2/23/2002	A	L	49-53	21-49
1/8/1952	A	L	54-79	1-14	1/21/2003	H	W	63-57	22-49
1/10/1953	H	L	68-81	1-15	2/16/2003	A	L	50-64	22-50
12/11/1953	A	L	67-81	1-16	1/31/2004	H	W	72-65	23-50
12/30/1953	N	L	67-81	1-17	2/28/2004	A	W	75-67	24-50
3/6/1954	N	L	70-83	1-18	1/22/2005	H	W	70-59	25-50
12/30/1954	H	L	75-89	1-19	2/12/2005	A	L	63-80	25-51
1/8/1955	H	W	72-67	2-19	2/5/2006	A	L	55-80	25-52
2/11/1955	A	L	62-77	2-20	2/18/2006	H	L	51-64	25-53
3/4/1955	H	L	65-67	2-21	1/17/2007	H	L	58-63	25-54
1/7/1956	H	W	78-67	3-21	2/21/2007	A	L	49-68	25-55
2/9/1956	A	L	84-103	3-22	2/23/2008	A	L	53-59	25-56
1/5/1957	H	W	72-64	4-22	1/10/2009	A	W	60-48	26-56
1/15/1957	A	W	70-57	5-22	2/28/2009	H	L	57-66	26-57
1/18/1958	H	L	54-67	5-23	1/23/2010	A	W	62-57	27-57
2/12/1958	A	L	64-76	5-24	2/20/2010	H	W	74-70	28-57
12/11/1958	A	L	67-91	5-25	1/19/2011	H	W	68-58	29-57
1/13/1959	H	L	64-72	5-26	2/9/2011	A	W	69-65	30-57
12/1/1959	H	L	83-89	5-27	1/18/2012	A	L	65-83	30-58
1/12/1960	A	L	58-78	5-28	2/11/2012	H	L	67-69	30-59
12/1/1960	A	L	67-75	5-29	2/27/2013	H	W	73-64	31-59
2/17/1961	H	L	78-106	5-30	2/18/2014	H	L	65-73	31-60
12/16/1961	H	W	71-68	6-30	1/15/2015	A	L	70-73 (2OT)	31-61
12/30/1961	H	W	90-66	7-30	2/21/2015	H	W	56-48	32-61
1/9/1962	A	L	52-65	7-31	1/28/2016	A	W	98-90 (2OT)	33-61
12/18/1962	A	L	71-80	7-32	2/24/2016	H	L	61-73	33-62
1/15/1963	H	L	71-81	7-33	1/8/2017	A	W	77-70	34-62
12/18/1963	H	L	57-60	7-34	2/4/2017	H	W	84-75	35-62
1/18/1964	A	L	77-108	7-35	3/10/2017	N	W	70-67	36-62
12/5/1964	H	W	80-67	8-35	1/13/2018	H	W	78-68	37-62
2/11/1965	A	L	51-72	8-36	2/21/2018	A	L	77-103	37-63
12/1/1965	A	W	103-84	9-36	1/12/2019	A	W	76-56	38-63
1/8/1966	H	W	106-93	10-36	2/9/2019	H	W	89-63	39-63
12/6/1966	A	L	68-78	10-37	2/1/2020	H	W	76-54	40-63
1/28/1967	N	W	90-80	11-37	2/26/2020	A	W	73-70	41-63
12/6/1967	A	W	86-74	12-37	2/22/2022	A	W	84-71	42-63
2/1/1968	H	W	81-79	13-37	Home: 23-27 (Robins Center: 14-10)				

Richmond Men's Basketball

2022-23 Media Guide

Away: 15-33 Neutral: 4-3

Date	Site	W/L	Score	Series					
					2/21/1918	A	L	19-26	7-3
					1/28/1919	A	L	6-33	7-4
					2/19/1919	H	W	22-16	8-4
					2/7/1920	A	W	22-12	9-4
					2/18/1920	H	W	24-17	10-4
					2/11/1921	H	W	30-9	11-4
					1/27/1922	H	W	27-10	12-4
					2/10/1923	H	W	33-12	13-4
					1/19/1924	H	W	40-23	14-4
					2/14/1924	H	W	20-19	15-4
					1/17/1925	H	W	32-15	16-4
					2/16/1925	A	W	40-17	17-4
					1/23/1926	A	W	34-26	18-4
					2/20/1926	H	W	48-28	19-4

Home: 1-5 Away: 1-3

Georgia (0-1)

Date	Site	W/L	Score	Series					
					2/11/1927	H	L	25-32	19-5
					2/18/1927	A	W	31-23	20-5
					1/14/1928	A	W	38-34	21-5
					2/27/1928	H	W	56-21	22-5
					1/14/1929	H	W	26-24	23-5
					2/12/1929	A	W	46-33	24-5

Georgia State (1-0)

Date	Site	W/L	Score	Series					
					2/4/1930	H	W	45-36	25-5
					2/24/1930	A	W	33-19	26-5
					2/5/1931	A	L	25-31	26-6
					2/27/1931	H	L	18-33	26-7

Georgia Tech (4-6)

Date	Site	W/L	Score	Series					
					2/9/1932	H	W	23-21	27-7
					2/15/1932	A	W	30-27	28-7
					2/6/1933	A	W	39-32	29-7
					2/17/1933	H	W	52-30	30-7
					2/8/1934	H	W	39-19	31-7
					2/22/1934	A	W	41-32	32-7
					1/12/1935	H	W	52-28	33-7
					2/2/1935	A	W	47-30	34-7
					12/13/1935	H	W	52-33	35-7
					2/5/1936	A	W	58-25	36-7
					12/9/1936	H	W	45-29	37-7
					2/18/1937	A	W	38-34	38-7

Home: 2-2 (Robins Center: 2-2)

Away: 1-4 Neutral: 1-0

Guilford (3-0)

Date	Site	W/L	Score	Series					
					1/7/1938	H	W	41-26	39-7
					1/15/1938	A	W	40-35	40-7
					1/10/1939	H	W	29-27	41-7
					1/31/1939	A	L	35-40	41-8
					12/12/1939	H	W	46-22	42-8
					2/8/1940	A	W	39-34	43-8
					12/11/1940	H	W	31-29	44-8
					2/11/1941	A	L	33-36	44-9

Home: 3-0

Hampden-Sydney (62-18)

Date	Site	W/L	Score	Series					
					1/6/1942	H	W	60-32	45-9
					2/7/1942	A	W	39-37	46-9
					1/9/1943	H	W	44-38	47-9
					2/27/1943	A	L	37-45	47-1
					12/18/1943	H	W	40-29	48-10
					1/9/1944	A	W	38-29	49-10
					1/13/1945	H	L	41-43	49-11
					1/5/1946	H	W	39-36	50-11
					1/29/1946	A	W	44-31	51-11
					1/14/1947	H	W	54-42	52-11
					2/4/1947	A	L	45-55	52-12
					1/8/1948	H	W	49-44	53-12

Richmond Men's Basketball

2022-23 Media Guide

2/2/1948	A	L	54-61 (OT)	53-13	Illinois (0-1)				
2/3/1949	A	L	47-59	53-14	Date	Site	W/L	Score	Series
2/7/1949	H	L	57-60	53-15	11/22/2011	N	L	61-70	0-1
1/5/1950	H	L	57-58	53-16					
2/27/1950	A	L	58-66	53-17	Indiana (1-2)				
1/3/1951	H	W	48-45	54-17	Date	Site	W/L	Score	Series
2/22/1951	A	L	59-83	54-18	3/17/1984	N	L	67-75	0-1
2/4/1952	H	W	68-67	55-18	3/19/1985	A	L	53-75	0-2
2/25/1952	A	W	72-71	56-18	3/18/1988	N	W	72-69	1-2
12/4/1952	H	W	85-52	57-18	Away: 0-1 Neutral: 1-1				
2/25/1953	A	W	92-75	58-18					
12/8/1953	H	W	69-58	59-18	Iona (0-3)				
2/3/1954	A	W	97-85	60-18	Date	Site	W/L	Score	Series
2/24/1955	H	W	81-65	61-18	12/28/1996	A	L	66-71	0-1
12/1/1955	H	W	81-39	62-18	11/18/2010	A	L	77-81	0-2
Home: 37-6	Away: 25-12				12/14/2011	H	L	79-88	0-3
					Home: 0-1 (Robins Center: 0-1)	Away: 0-2			

Hampton (6-2)

Date	Site	W/L	Score	Series	Iowa (1-0)				
11/27/2002	A	L	60-61	0-1	Date	Site	W/L	Score	Series
12/29/2003	H	W	73-42	1-1	3/17/2022	N	W	67-63	1-0
11/18/2005	H	W	44-40	2-1					
11/17/2011	H	W	72-51	3-1	Iowa State (0-1)				
11/15/2012	H	W	68-58	4-1	Date	Site	W/L	Score	Series
11/22/2016	H	W	65-52	5-1	12/2/1995	A	L	64-82	0-1
11/25/2018	H	L	66-86	5-2					
12/3/2019	A	W	80-63	6-2	IUPUI (2-0)				
Home: 5-1 (Robins Center: 5-1)	Away: 1-1				Date	Site	W/L	Score	Series
					12/23/2014	H	W	57-53	1-0
					11/16/2018	H	W		

Harvard (1-0)

Date	Site	W/L	Score	Series	Home: 2-0 (Robins Center: 2-0)	78-70		2-0
12/28/2002	H	W	86-59	1-0				

High Point (2-0)

Date	Site	W/L	Score	Series	Jacksonville (3-6)				
11/22/2014	H	W	80-56	1-0	Date	Site	W/L	Score	Series
12/22/2018	N	W	74-59	2-0	12/18/1967	A	W	73-66	1-0
Home: 1-0 (Robins Center: 1-0)	Neutral: 1-0				12/29/1967	H	W	82-77 (OT)	2-0
					12/14/1968	H	L	82-93	2-1
					1/9/1970	A	L	77-113	2-2
					2/6/1970	H	L	49-88	2-3

Highland Park Athletic Club (1-0)

Date	Site	W/L	Score	Series	12/12/1970	N	L	69-94	2-4
1/16/1924	H	W	25-21	1-0	1/19/1974	H	L	74-84	2-5
					1/29/1975	A	L	58-66	2-6
					2/5/1977	H	W	67-65	3-6

Hofstra (4-1)

Date	Site	W/L	Score	Series	Home: 2-3 (Robins Center: 1-1)				
2/18/1985	H	W	85-70	1-0	Away: 1-2 Neutral: 0-1				
3/1/1993	H	W	79-48	2-0	Jacksonville State (0-1)				
11/19/2013	H	W	74-63 (OT)	3-0	Date	Site	W/L	Score	Series
12/22/2020	H	L	71-76	3-1	11/13/2017	H	L	61-94	0-1
11/22/2021	H	W	81-68	4-1					
Home: 4-1 (Robins Center: 4-1)					James Madison (34-22)				
					Date	Site	W/L	Score	Series
					1/10/1981	A	L	73-92	1-1
					2/28/1981	H	L	63-69	1-2
					3/7/1981	N	L	60-69	1-3
					1/11/1982	H	W	56-51	2-3

Howard (1-0)

Date	Site	W/L	Score	Series					
12/13/2014	H	W	54-41	1-0					

Richmond Men's Basketball

2022-23 Media Guide

2/13/1982	A	L	59-66	2-4	2/22/1916	H	W	63-13	1-0
2/12/1983	H	L	51-62	2-5					
3/3/1983	A	L	58-77	2-6	John Marshall Athletic Club (2-0)				
1/25/1984	H	W	57-55 (OT)	3-6	Date	Site	W/L	Score	Series
2/25/1984	A	L	61-71	3-7	1/8/1914	H	W	41-23	1-0
3/9/1984	A	W	65-57	4-7	2/23/1914	H	W	35-31	2-0
12/29/1984	N	W	67-55	5-7	Home: 2-0				
1/24/1985	A	W	72-68	6-7					
2/23/1985	H	W	74-56	7-7	John Marshall High School (1-0)				
1/20/1986	A	W	61-44	8-7	Date	Site	W/L	Score	Series
2/13/1986	H	W	68-62	9-7	1/13/1916	H	W	40-36	1-0
1/19/1987	H	L	59-62	9-8					
2/16/1987	A	W	94-92 (3OT)	10-8	Kansas (1-2)				
1/20/1988	A	L	54-58	10-9	Date	Site	W/L	Score	Series
2/17/1988	H	W	69-55	11-9	1/22/2004	A	W	69-68	1-0
12/30/1988	N	W	65-61	12-9	3/25/2011	N	L	57-77	1-1
1/25/1989	H	W	70-67 (OT)	13-9	12/18/2012	A	L	59-87	1-2
2/22/1989	A	W	73-63 (2OT)	14-9	Away: 1-1 Neutral: 0-1				
1/8/1990	H	W	70-59	15-9					
2/3/1990	A	L	43-77	15-10	Kentucky (1-0)				
3/5/1990	N	W	77-72	16-10	Date	Site	W/L	Score	Series
1/9/1991	A	L	61-72	16-11	11/29/2020	A	W	76-64	1-0
2/6/1991	H	W	67-50	17-11					
2/3/1992	H	L	45-61	17-12	Kentucky Wesleyan (0-1)				
2/29/1992	A	W	69-66	18-12	Date	Site	W/L	Score	Series
1/23/1993	A	L	70-90	18-13	1/28/1966	A	L	85-100	0-1
2/20/1993	H	L	73-78	18-14					
1/29/1994	H	W	85-81	19-14	La Salle (23-17)				
2/26/1994	A	L	78-80	19-15	Date	Site	W/L	Score	Series
1/21/1995	A	L	75-85	19-16	2/12/1955	A	L	80-91	0-1
2/25/1995	H	W	73-67	20-16	1/28/1956	H	L	59-74	0-2
3/5/1995	N	L	70-81	20-17	2/23/1957	A	L	52-60	0-3
1/27/1996	H	W	78-71	21-17	12/28/1957	H	L	55-59 (OT)	0-4
2/7/1996	A	W	84-80	22-17	1/11/1988	H	W	82-81	1-4
1/27/1997	H	W	75-65	23-17	1/7/1989	A	L	76-97	1-5
2/22/1997	A	W	77-71	24-17	11/30/1991	H	W	78-63	2-5
1/3/1998	A	W	87-68	25-17	1/2/1993	A	L	61-71	2-6
1/31/1998	H	W	57-50	26-17	1/3/1994	H	W	92-71	3-6
1/11/1999	H	W	76-69 (OT)	27-17	1/5/2002	H	W	77-57	4-6
2/10/1999	A	L	61-71	27-18	2/16/2002	A	L	56-59	4-7
12/1/1999	H	W	68-58	28-18	3/8/2002	N	W	68-60	5-7
1/29/2000	A	L	64-65	28-19	1/25/2003	A	W	62-55	6-7
3/5/2000	N	W	80-65	29-19	3/8/2003	H	W	75-62	7-7
1/6/2001	H	W	68-39	30-19	1/10/2004	A	L	55-66	7-8
2/10/2001	A	L	63-66	30-20	2/21/2004	H	W	66-50	8-8
12/8/2012	A	W	83-82 (OT)	31-20	1/26/2005	A	W	78-71	9-8
11/30/2013	H	W	68-53	32-20	2/9/2005	H	L	68-76	9-9
12/7/2014	A	L	46-51	32-21	1/07/2006	H	L	56-67	9-10
11/13/2015	H	L	75-87	32-22	1/24/2007	A	L	56-79	9-11
12/20/2016	A	W	75-55	33-22	1/9/2008	A	W	75-74 (OT)	10-11
12/10/2017	H	W	74-41	34-22	1/19/2008	H	L	67-76	10-12
Home: 19-6 (Robins Center: 19-6)					2/18/2009	A	W	62-53	11-12
Away: 11-14 Neutral: 4-2					1/16/2010	H	W	67-63	12-12
Jefferson School (1-0)					1/8/2011	A	W	87-68	13-12
Date	Site	W/L	Score	Series	2/8/2012	H	W	78-76	14-12
					3/6/2012	A	L	72-80	14-13

Richmond Men's Basketball

2022-23 Media Guide

1/12/2013	A	L	59-71	14-14	1/02/2006	H	W	74-60	1-0
2/22/2014	H	W	62-49	15-14	11/20/2006	H	W	83-72	2-0
2/5/2015	A	L	60-62	15-15	11/24/2009	H	W	65-52	3-0
1/13/2016	H	W	83-61	16-15	12/12/2015	H	W	77-59	4-0
2/11/17	A	W	64-52	17-15	11/9/2018	H	L	58-63	4-1
1/20/2018	H	W	81-74	18-15	Home: 4-1 (Robins Center: 4-1)				
2/2/2019	H	L	58-66	18-16					
2/23/2019	A	W	84-75	19-16	Louisiana (0-1)				
1/22/2020	H	W	75-57	20-16	Date	Site	W/L	Score	Series
2/12/2020	A	W	74-47	21-16	11/22/2017	N	L	76-82	0-1
1/23/2021	H	L	78-84	21-17					
1/22/2022	A	W	64-56	22-17	Louisiana-Monroe (1-0)				
2/12/2022	H	W	77-63	23-17	Date	Site	W/L	Score	Series
Home: 13-7 (Robins Center: 13-5)					12/21/2001	N	W	80-58	1-0
Away: 9-10 Neutral: 1-0									

Lafayette (3-0)					Louisville (0-1)				
Date	Site	W/L	Score	Series	Date	Site	W/L	Score	Series
12/5/1981	H	W	57-51	1-0	12/05/05	A	L	45-53	0-1
11/26/1983	N	W	65-49	2-0	Loyola Chicago (1-1)				
12/29/1995	N	W	63-47	3-0	Date	Site	W/L	Score	Series
Home: 1-0 (Robins Center: 1-0) Neutral: 2-0					11/19/2018	N	L	66-82	0-1
					12/18/2020	N	W	75-73	1-0
					Neutral: 2-0				

Langley Field (1-1)					Loyola (La.) (1-2)				
12/9/1941	A	L	34-37	0-1	Date	Site	W/L	Score	Series
12/12/1946	A	W	55-38	1-1	2/9/1960	A	L	59-76	0-1
Away: 1-1					2/7/1961	A	L	47-70	0-2
Lehigh (2-0)					2/5/1963	H	W	64-56	1-2
Date	Site	W/L	Score	Series	Home: 1-0 Away: 0-2				
1/4/1941	H	W	40-38	1-0	Loyola (Md.) (6-0)				
11/13/2009	H	W	63-53	2-0	Date	Site	W/L	Score	Series
Home: 2-0 (Robins Center: 1-0)					12/4/1981	H	W	67-55	1-0

Liberty (3-1)					Lynchburg (15-3)				
Date	Site	W/L	Score	Series	Date	Site	W/L	Score	Series
11/21/1998	A	W	66-63	1-0	2/16/1922	H	W	24-19	1-0
12/7/1999	H	L	61-64 (2OT)	1-1	1/30/1923	A	W	27-22	2-0
12/28/2011	H	W	77-61	2-1	2/15/1923	H	W	29-27	3-0
11/9/2012	H	W	84-42	3-1	2/1/1924	A	W	31-26	4-0
Home: 2-1 (Robins Center: 2-1) Away: 1-0					2/19/1924	H	L	27-33	4-1
					2/2/1925	H	L	27-28	4-2
					2/17/1925	A	W	23-17	5-2
					1/22/1926	A	W	35-16	6-2
					2/6/1992	H	W	68-64	6-0
					Home: 4-0 (Robins Center: 4-0) Away: 2-0				

Long Beach State (1-0)					Lynchburg (15-3)				
Date	Site	W/L	Score	Series	Date	Site	W/L	Score	Series
12/4/1999	N	W	73-62	1-0	2/25/1926	H	W	58-27	7-2
Long Island (2-2)					2/4/1927	H	W	59-21	8-2
Date	Site	W/L	Score	Series	2/17/1927	A	W	41-36	9-2
1/22/1977	H	W	94-73	1-0	1/13/1928	A	W	33-30	10-2
1/29/1979	A	L	87-88	1-1					
2/14/1980	A	L	70-78	1-2					
1/29/1983	H	W	74-66	2-2					
Home: 2-0 (Robins Center: 2-0) Away: 0-2									

Longwood (4-1)									
Date	Site	W/L	Score	Series					

Richmond Men's Basketball

2022-23 Media Guide

2/24/1928	H	W	49-34	11-2	2/12/1944	H	W	65-34	8-7
2/8/1929	H	W	53-27	12-2	2/16/1946	A	L	31-37	8-8
1/14/1930	A	L	30-31	12-3	1/8/1947	A	W	41-39	9-8
2/18/1930	H	W	41-33	13-3	2/15/1947	H	W	69-49	10-8
1/23/1932	H	W	30-22	14-3	2/19/1948	A	L	53-60	10-9
1/13/1933	H	W	49-29	15-3	2/26/1948	H	W	64-62	11-9
Home: 9-2 Road: 6-1					12/13/1948	A	W	54-45	12-9

Lynchburg YMCA (0-1)

Date	Site	W/L	Score	Series	2/21/1950	A	L	48-67	13-11
2/12/1914	A	L	16-80	0-1	1/6/1951	H	L	42-48	13-12
					2/21/1951	A	L	33-42	13-13

Maine (1-0)

Date	Site	W/L	Score	Series	2/14/1952	A	L	45-55	13-14
11/5/2007	N	W	44-42	1-0	2/27/1952	H	L	50-54	13-15
					1/8/1953	H	L	60-63 (OT)	13-16

Manhattan (0-1)

Date	Site	W/L	Score	Series	1/11/1954	A	W	73-71	15-17
12/20/2003	N	L	62-70	0-1	1/2/1971	A	L	67-99	15-18

Marist (3-2)

Date	Site	W/L	Score	Series	2/22/1972	A	L	61-76	15-19
Series					12/2/1972	H	L	50-82	15-20
1/18/1989	N	W	75-73	1-0	1/2/1974	N	L	60-96	15-21
12/30/1999	A	W	76-63	2-0	11/30/1974	A	L	81-106	15-22
12/12/2000	H	W	74-67	3-0	12/6/1975	H	L	71-98	15-23
12/2/2006	H	L	73-80 (OT)	3-1	1/4/1977	A	L	78-90	15-24
11/24/2007	A	L	62-64	3-2	3/12/1982	H	L	50-66	15-25
Home: 1-1 (Robins Center: 1-1)					11/25/2016	N	L	82-88 (OT)	15-26

Away: 1-1 Neutral: 1-0

Home: 7-10 (Robins Center: 0-3)

Away: 8-13 Neutral: 0-4

Marquette (0-2)

Date	Site	W/L	Score	Series	Massachusetts (16-7)				
2/4/1984	H	L	55-59	0-1	Date	Site	W/L	Score	Series
2/5/1985	A	L	67-75	0-2	12/30/2000	N	W	63-59	1-0

Home: 0-1 (Robins Center: 0-1) Away: 0-1

Marshall (0-1)

Date	Site	W/L	Score	Series	1/29/2005	A	W	67-63	4-1
12/29/1965	A	L	103-118	0-1	3/1/2006	H	W	81-66	5-1
					2/3/2007	A	L	56-72	5-2

Maryland (15-27)

Date	Site	W/L	Score	Series	3/1/2008	H	L	74-78	5-3
2/9/1924	H	L	22-24	0-1	2/4/2009	A	L	71-80	5-4
1/12/1926	A	L	14-30	0-2	1/13/2010	H	W	70-63	6-4
2/9/1934	A	W	44-33	1-2	3/12/2010	N	W	77-72	7-4
2/9/1935	A	W	56-26	2-2	1/22/2011	A	W	84-68	8-4
1/18/1936	A	L	24-28	2-3	1/21/2012	H	L	68-79	8-5
12/17/1936	H	W	51-40 (OT)	3-3	1/27/2013	A	L	65-70	8-6
12/16/1937	A	W	31-26	4-3	1/22/2014	H	W	58-55	9-6
12/13/1938	H	W	41-34	5-3	3/4/2015	A	W	56-53	10-6
3/2/1939	N	L	32-47	5-4	2/6/2016	H	W	69-53	11-6
1/13/1940	A	L	19-35	5-5	3/1/2017	A	W	75-64	12-6
12/14/1940	A	W	48-36	6-5	2/28/2018	H	W	90-65	13-6
1/31/1941	H	W	38-17	7-5	3/6/2019	A	L	79-87	13-7
12/12/1941	H	L	23-41	7-6	2/29/2020	H	W	95-71	14-7
12/16/1942	A	L	28-32	7-7	2/23/2021	H	W	79-65	15-7
					1/5/2022	H	W	80-72	16-7

Richmond Men's Basketball

2022-23 Media Guide

Home: 10-2 (Robins Center: 10-2)
 Away: 4-5 Neutral: 2-0

1/10/1946	H	W	38-32	25-6
1/4/1947	H	W	54-44	26-6
12/2/1952	H	W	91-65	27-6
12/1/1953	H	W	98-56	28-6

McGills Catholic Union (3-0)

Date	Site	W/L	Score	Series
1/19/1915	H	W	37-21	1-0
2/2/1915	A	W	68-14	2-0
2/3/1916	H	W	75-23	3-0

Home: 19-5 Away: 9-1

Memphis (0-4)

Date	Site	W/L	Score	Series
2/6/1960	A	L	74-100	0-1
2/6/1961	A	L	73-104	0-2
12/22/1961	A	L	77-96	0-3
11/6/2007	A	L	63-80	0-4

McGuire's Hospital (1-1)

Date	Site	W/L	Score	Series
1/20/1945	H	W	69-34	1-0
2/6/1946	A	L	36-45	1-1

Away: 0-4

Merchants National Bank (0-1)

Date	Site	W/L	Score	Series
1/8/1921	H	L	24-34	0-1

Home: 1-0 Away: 1-0

McNeese State (4-0)

Date	Site	W/L	Score	Series
12/18/1999	A	W	83-71	1-0
1/12/2001	H	W	90-80	2-0
11/26/2005	H	W	58-50	3-0
11/22/2019	H	W	87-57	4-0

Miami (Fla.) (0-1)

Date	Site	W/L	Score	Series
3/24/2015	H	L	61-63	0-1

Home: 3-0 (Robins Center: 3-0) Away: 1-0

Minnesota (1-2)

Date	Site	W/L	Score	Series
3/18/2002	A	W	67-66	1-0
11/18/2012	A	L	57-72	1-1
11/16/2013	H	L	59-74	1-2

Medical College of Virginia (28-6)

Date	Site	W/L	Score	Series
12/11/1913	H	W	39-21	1-0
1/17/1920	H	L	20-45	1-1
2/4/1920	H	L	40-52	1-2
1/15/1921	H	L	24-35	1-3
2/17/1921	H	L	26-39	1-4
1/22/1924	H	W	38-18	2-4
1/9/1925	A	W	38-23	3-4
1/26/1925	H	W	38-23	4-4
1/8/1926	H	W	59-20	5-4
2/23/1926	A	W	46-22	6-4
1/8/1927	H	W	45-24	7-4
1/28/1927	A	W	51-28	8-4
1/7/1928	H	W	33-16	9-4
2/17/1928	A	L	31-33	9-5
1/8/1929	H	L	46-51	9-6
2/23/1929	A	W	48-17	10-6
1/8/1930	A	W	37-26	11-6
2/26/1930	A	W	36-24	12-6
1/10/1931	H	W	31-21	13-6
2/13/1931	A	W	45-39	14-6
1/9/1932	H	W	40-23	15-6
2/3/1932	A	W	45-28	16-6
1/7/1933	H	W	51-23	17-6
2/8/1933	H	W	55-27	18-6
1/6/1934	H	W	47-27	19-6
2/6/1934	A	W	39-21	20-6
1/5/1935	H	W	45-22	21-6
2/6/1935	A	W	40-29	22-6
1/11/1936	H	W	48-17	23-6
1/6/1937	H	W	37-14	24-6

Home: 0-1 (Robins Center: 0-1) Away: 1-1

Minnesota-Duluth (1-0)

Date	Site	W/L	Score	Series
12/3/1954	H	W	102-72	1-0

Mississippi State (2-4)

Date	Site	W/L	Score	Series
12/2/2000	A	W	83-72	1-0
12/5/2001	H	L	57-71	1-1
12/20/2001	N	L	72-74	1-2
11/27/2009	N	W	63-62	2-2
3/25/2021	N	L	67-68	2-3
11/27/2021	N	L	71-82 (OT)	2-4

Home: 0-1 (Robins Center: 0-1)

Away: 1-0 Neutral: 1-3

Mississippi Valley State (1-0)

Date	Site	W/L	Score	Series
11/17/2003	H	W	62-46	1-0

Missouri (1-0)

Date	Site	W/L	Score	Series
11/28/2009	N	W	59-52	1-0

Missouri State (1-0)

Date	Site	W/L	Score	Series
12/22/2001	N	W	67-60 (OT)	1-0

Richmond Men's Basketball

2022-23 Media Guide

Montana State (1-0)					11/26/2014	A	L	72-84	0-4
Date	Site	W/L	Score	Series	12/17/2021	N	W	83-74	1-4
3/16/2002	H	W	63-48	1-0	Home: 0-2 Away: 0-2 Neutral: 1-0				

Morehead State (2-0)					NC Wesleyan (1-0)				
Date	Site	W/L	Score	Series	Date	Site	W/L	Score	Series
3/19/2011	N	W	65-48	1-0	12/2/1981	H	W	85-41	1-0
11/27/2020	N	W	82-64	2-0	Nevada (0-1)				
Neutral: 2-0					Date	Site	W/L	Score	Series
					12/30/1989	A	L	71-83	0-1

Mount Union (1-0)					New Hampshire (1-0)				
Date	Site	W/L	Score	Series	Date	Site	W/L	Score	Series
1/4/1952	H	W	89-79	1-0	11/18/2003	H	W	63-49	1-0

Navy (17-11)					New York University (1-0)				
Date	Site	W/L	Score	Series	Date	Site	W/L	Score	Series
11/26/1976	H	W	56-49	1-0	2/4/1938	H	W	34-25	1-0
1/24/1981	A	W	64-56	2-0	Newport News Apprentice (2-0)				
1/23/1982	H	L	55-65	2-1	Date	Site	W/L	Score	Series
1/22/1983	A	L	55-57	2-2	12/7/1935	A	W	50-22	1-0
3/10/1983	H	L	69-74	2-3	1/8/1937	A	W	28-25	2-0
1/11/1984	A	W	75-61	3-3	Away: 2-0				
2/8/1984	H	W	69-66	4-3	Niagara (2-0)				
3/10/1984	N	W	74-55	5-3	Date	Site	W/L	Score	Series
1/10/1985	H	L	63-67	5-4	2/5/1979	H	W	66-65	1-0
2/2/1985	A	L	55-80	5-5	2/16/1980	A	W	67-65	2-0
3/9/1985	N	L	76-85	5-6	Home: 1-0 (Robins Center: 1-0) Away: 1-0				
1/23/1986	H	W	67-61	6-6	Norfolk Naval Training (0-3)				
2/25/1986	A	L	72-85	6-7	Date	Site	W/L	Score	Series
1/8/1987	A	W	64-62	7-7	12/14/1943	A	L	34-82	0-1
2/24/1987	H	L	66-84	7-8	12/16/1944	A	L	30-82	0-2
1/9/1988	H	W	78-63	8-8	12/12/1945	H	L	45-57	0-3
2/6/1988	A	L	59-73	8-9	Home: 0-1 Away: 0-2				
1/14/1989	A	W	76-74 (OT)	9-9	Norfolk State (1-1)				
2/11/1989	H	W	69-42	10-9	Date	Site	W/L	Score	Series
3/4/1989	N	W	96-86	11-9	12/29/2002	H	W	67-38	1-0
1/17/1990	H	L	46-57	11-10	11/10/2007	H	L	69-72	1-1
2/14/1990	A	W	79-70	12-10	Home: 1-1 (Robins Center: 1-1)				
1/16/1991	A	W	83-82	13-10	North Carolina (2-15)				
2/13/1991	H	W	91-72	14-10	Date	Site	W/L	Score	Series
12/7/1992	A	W	73-54	15-10	2/24/1942	A	L	30-47	0-1
1/30/1995	H	L	60-65	15-11	2/18/1943	N	W	53-51	1-1
11/24/1999	A	W	58-52	16-11	1/29/1944	N	L	45-49	1-2
2/5/2001	H	W	69-55	17-11	2/22/1944	N	L	41-62	1-3

Home: 7-6 (Robins Center: 7-6)
 Away: 8-4 Neutral: 2-1

NC Central (1-0)					NC State (1-4)				
Date	Site	W/L	Score	Series	Date	Site	W/L	Score	Series
11/9/2021	H	W	70-60	1-0	1/12/1925	H	L	14-22	0-1
					3/6/1947	N	L	43-55	1-4
					12/6/1949	H	L	50-58	1-5

					12/7/1950	A	L	46-69	1-6
					12/7/1951	H	L	56-62	1-7
					12/6/1952	A	L	64-80	1-8
					2/3/1953	H	W	87-82 (2OT)	2-8

Richmond Men's Basketball

2022-23 Media Guide

12/8/1965	A	L	76-127	2-9	12/2/1988	A	L	57-75	6-12
11/28/1987	H	L	76-87	2-10	12/20/1989	N	W	69-62	7-12
12/10/1988	N	L	68-76	2-11	1/29/1990	H	L	74-76 (OT)	7-13
11/28/1995	A	L	76-83	2-12	1/3/1991	A	W	74-65	8-13
11/25/1996	A	L	75-86	2-13	1/22/1992	A	W	82-77	9-13
11/19/1997	H	L	65-84	2-14	2/17/1992	H	W	73-69	10-13
11/23/2013	N	L	72-82	2-15	3/8/1992	N	L	58-62	10-14
Home: 1-5 (Robins Center: 0-2)					1/16/1993	A	W	75-59	11-14
Away: 0-6 Neutral: 1-4					2/13/1993	H	W	84-80	12-14
Northeastern (1-1)					1/13/1994	H	L	77-79	12-15
Date Site W/L Score Series					2/9/1994	A	W	77-73	13-15
12/31/2013	A	W	70-66	1-0	3/6/1994	N	L	72-76	13-16
12/31/2014	H	L	57-68	1-1	1/28/1995	H	L	46-65	13-17
Home: 0-1 (Robins Center: 0-1) Away: 1-0					2/8/1995	A	L	60-70	13-18
Northern Iowa (3-1)					1/13/1996	H	L	69-84	13-19
Date Site W/L Score Series					2/17/1996	A	L	63-70	13-20
11/30/2014	A	L	50-55	0-1	1/4/1997	H	L	69-76	13-21
12/5/2015	H	W	82-67	1-1	2/1/1997	A	L	51-63	13-22
12/9/2020	H	W	78-68	2-1	3/1/1997	N	L	56-69	13-23
12/5/2021	A	W	60-52	3-1	1/21/1998	A	L	57-62	13-24
Home: 2-0 (Robins Center: 2-0) Away: 1-1					2/23/1998	H	W	85-77	14-24
Oakland (1-0)					1/18/1999	A	L	65-77	14-25
Date Site W/L Score Series					2/8/1999	H	W	77-70	15-25
3/19/17	H	W	87-83	1-0	1/8/2000	A	L	58-60	15-26
Oglethorpe (1-0)					2/23/2000	H	W	56-55	16-26
Date Site W/L Score Series					3/4/2000	N	W	67-55	17-26
1/9/1980	H	W	101-85	1-0	12/6/2000	H	W	76-52	18-26
Ohio (0-2)					1/27/2001	A	W	77-73 (OT)	19-26
Date Site W/L Score Series					12/20/2005	H	W	61-58 (OT)	20-26
11/24/2012	A	L	48-73	0-1	11/25/2006	A	L	52-69	20-27
12/22/2013	H	L	69-70 (OT)	0-2	12/30/2007	H	W	55-49	21-27
Home: 0-1 (Robins Center 0-1), Away: 0-1					12/3/2008	A	L	62-65	21-28
Old Dominion (28-33)					12/2/2009	H	W	67-60	22-28
Date Site W/L Score Series					12/1/2010	A	L	70-77	22-29
1/11/1978	H	W	82-81	1-0	12/20/2011	H	W	90-82 (OT)	23-29
2/16/1978	A	L	70-78	1-1	12/4/2012	A	W	80-53	24-29
12/29/1978	N	L	92-100	1-2	12/28/2013	H	W	67-58	25-29
12/28/1979	N	L	84-90	1-3	11/18/2014	A	L	57-63	25-30
12/29/1980	N	L	64-71	1-4	12/16/2015	H	W	77-61	26-30
1/8/1981	H	L	76-89	1-5	11/14/2016	H	L	61-64	26-31
2/7/1981	A	L	80-82 (OT)	1-6	12/6/2017	A	L	60-79	26-32
3/6/1981	N	W	81-77	2-6	12/19/2018	H	L	54-63	26-33
2/3/1982	A	L	57-80	2-7	12/18/2019	A	W	62-59	27-33
2/22/1982	H	W	63-62	3-7	12/19/2021	H	W	67-61	28-33
3/5/1982	A	L	69-77	3-8	Home: 16-10 (Robins Center: 16-10)				
1/18/1983	A	W	71-70	4-8	Away: 8-17 Neutral: 4-6				
2/26/1983	H	L	52-66	4-9	Oral Roberts (0-2)				
1/27/1986	H	L	59-62	4-10	Date Site W/L Score Series				
12/22/1986	A	L	56-62	4-11	12/23/2016	A	L	72-87	0-1
12/19/1987	N	W	70-63	5-11	12/15/2018	H	L	52-59	0-2
2/2/1988	H	W	82-75	6-11	Home: 0-1 (Robins Center: 0-1) Away: 0-1				
Oregon (2-0)					Date Site W/L Score Series				
Date Site W/L Score Series					12/19/1981	A	W	65-64	1-0
Date Site W/L Score Series					12/4/1982	H	W	66-53	2-0

Richmond Men's Basketball

2022-23 Media Guide

Home: 1-0 (Robins Center: 1-0) Away: 1-0

Park View (0-1)

Date	Site	W/L	Score	Series
2/4/1921	A	L	21-31	0-1

Penn State (0-5)

Date	Site	W/L	Score	Series
12/27/1956	H	L	60-64	0-1
12/20/1958	H	L	54-61	0-2
1/3/1979	H	L	65-69	0-3
1/28/1980	A	L	61-71	0-4
12/30/1994	N	L	53-66	0-5

Home: 0-3 (Robins Center: 0-1)

Away: 0-1 Neutral: 0-1

Pennsylvania (2-3)

Date	Site	W/L	Score	Series
12/27/1957	H	W	72-65	1-0
1/26/1977	H	W	73-69	2-0
1/17/1978	A	L	66-87	2-1
1/18/1979	H	L	85-97	2-2
1/26/1980	A	L	78-84	2-3

Home: 2-1 (Robins Center: 1-1) Away: 0-2

Pepperdine (1-1)

Date	Site	W/L	Score	Series
12/16/2002	N	L	77-83	0-1
12/20/2014	N	W	65-63	1-1

Neutral: 1-1

Pittsburgh (0-2)

Date	Site	W/L	Score	Series
12/19/1938	H	L	24-47	0-1
12/23/2004	A	L	60-69	0-2

Home: 0-1 Away: 0-1

Prairie View A&M (1-0)

Date	Site	W/L	Score	Series
12/04/2005	N	W	62-48	1-0

Presbyterian (1-0)

Date	Site	W/L	Score	Series
12/22/2015	H	W	74-44	1-0

Providence (2-4)

Date	Site	W/L	Score	Series
2/19/1983	H	W	55-54	1-0
11/26/1985	A	W	70-64	2-0
12/19/2002	A	L	55-84	2-1
3/19/2003	H	L	49-67	2-2
12/23/03	H	L	56-57	2-3
3/19/2022	N	L	51-79	2-4

Home: 1-2 (Robins Center: 1-2) Away: 1-1

Neutral: 0-1

Purdue (1-0)

Date	Site	W/L	Score	Series
11/27/2010	N	W	65-54	1-0

Quantico Marines (2-4)

Date	Site	W/L	Score	Series
1/7/1947	A	W	65-51	1-0
12/6/1947	A	L	37-42	1-1
12/15/1948	A	L	57-59	1-2
12/13/1949	A	W	66-61	2-2
12/4/19540	A	L	57-67	2-3
12/5/1951	A	L	50-64	2-4

Away: 2-4

Radford (17-3)

Date	Site	W/L	Score	Series
11/29/1980	H	W	103-64	1-0
1/16/1982	H	W	75-66	2-0
11/29/1982	H	W	68-61	3-0
11/30/1983	H	W	75-57	4-0
2/14/1985	H	W	71-42	5-0
1/15/1986	H	W	74-52	6-0
12/8/1986	A	W	65-59	7-0
12/9/1987	H	W	67-53	8-0
11/29/1993	H	W	89-75	9-0
12/5/1994	A	W	66-64	10-0
12/5/1995	H	W	73-67	11-0
12/5/1996	A	L	62-67	11-1
11/28/1998	H	W	86-55	12-1
1/18/2000	A	W	71-62	13-1
11/17/2000	H	W	97-62	14-1
11/28/2001	A	W	62-52	15-1
11/22/2002	H	W	92-46	16-1
11/29/2006	H	L	50-67	16-2
11/14/2014	H	W	64-46	17-2
12/22/2019	N	L	58-73	17-3

Home: 13-1 (Robins Center: 13-1) Away: 4-1

Neutral: 0-1

Randolph-Macon (62-19)

Date	Site	W/L	Score	Series
1/13/1914	A	W	32-31 (OT)	1-0
2/25/1914	H	W	30-28	2-0
2/10/1915	A	L	12-23	2-1
2/27/1915	H	L	17-33	2-2
2/12/1916	H	W	30-24	3-2
2/26/1916	H	L	20-31	3-3
2/17/1917	A	W	20-18	4-3
2/28/1917	H	L	19-23	4-4
2/16/1918	H	W	31-24	5-4
2/23/1918	H	W	26-23	6-4
2/12/1919	H	L	23-35	6-5
2/22/1919	A	L	1-63	6-6
2/14/1920	A	L	26-29	6-7
2/25/1920	H	L	15-41	6-8
2/19/1921	H	W	30-17	7-8

Richmond Men's Basketball

2022-23 Media Guide

1/20/1922	A	W	44-14	8-8	1/13/1954	A	W	57-44	54-18
2/22/1922	H	W	30-17	9-8	12/10/1954	H	W	119-52	55-18
1/23/1923	A	W	45-14	10-8	12/3/1955	H	W	96-53	56-18
2/22/1923	H	W	30-10	11-8	12/3/1958	N	W	64-58	57-18
2/6/1924	A	W	22-5	12-8	12/2/1959	N	W	76-75 (OT)	58-18
2/12/1924	H	W	53-14	13-8	2/28/1977	H	L	64-71	58-19
1/21/1925	H	W	33-20	14-8	12/19/1977	H	W	53-46	59-19
2/10/1925	A	W	38-25	15-8	2/14/1979	A	W	45-44	60-19
1/18/1926	H	L	26-39	15-9	2/9/1983	A	W	59-49	61-19
2/6/1926	A	W	50-24	16-9	11/15/2008	H	W	81-57	62-19
1/26/1927	H	W	60-14	17-9	Home: 33-11 (Robins Center: 2-1)				
2/24/1927	A	W	39-28	18-9	Away: 27-8 Neutral: 2-0				
1/21/1928	H	L	49-52	18-10					
2/8/1928	A	W	43-32	19-10	Rhode Island (18-11)				
1/23/1929	H	W	51-37	20-10	Date	Site	W/L	Score	Series
3/2/1929	A	L	30-41	20-11	12/18/1959	H	W	82-71	1-0
2/8/1930	H	L	48-52 (OT)	20-12	12/19/1970	A	L	71-102	1-1
3/1/1930	A	L	25-33	20-13	2/12/1972	H	W	84-76 (2OT)	2-1
2/19/1931	A	L	25-36	20-14	1/12/1977	H	W	79-74	3-1
2/28/1931	H	L	35-52	20-15	1/25/1978	A	L	48-87	3-2
2/13/1932	H	W	34-27	21-15	2/20/2002	A	W	52-51 (OT)	4-2
2/27/1932	A	W	33-20	22-15	2/22/2003	H	W	70-69 (OT)	5-2
2/1/1933	A	W	37-32	23-15	2/25/2004	A	L	54-56	5-3
2/25/1933	H	W	50-40	24-15	1/15/2005	H	W	65-55	6-3
1/9/1935	H	W	36-13	25-15	3/9/2005	N	W	68-60	7-3
2/21/1935	A	W	45-14	26-15	1/21/2006	A	L	46-58	7-4
1/7/1936	H	W	70-41	27-15	3/3/2007	H	W	71-69	8-4
2/2/1936	A	W	31-15	28-15	1/30/2008	A	L	64-78	8-5
1/15/1937	H	W	29-23	29-15	1/21/2009	H	W	78-75	9-5
1/30/1937	A	W	36-25	30-15	2/10/2010	A	W	69-67	10-5
12/13/1937	H	W	35-20	31-15	1/13/2011	H	L	74-78	10-6
1/29/1938	A	W	27-15	32-15	3/11/2011	N	W	55-45	11-6
1/28/1939	A	W	38-24	33-15	1/7/2012	A	W	70-53	12-6
2/8/1939	H	W	32-17	34-15	1/9/2013	H	W	64-61	13-6
12/18/1939	H	W	45-11	35-15	3/1/2014	A	L	43-66	13-7
1/27/1940	A	W	39-19	36-15	2/8/2015	H	L	74-79	13-8
12/16/1940	H	W	39-25	37-15	1/5/2016	A	L	65-77	13-9
1/25/1941	A	W	40-29	38-15	1/25/2017	H	W	73-62	14-9
12/16/1941	H	W	51-25	39-15	2/13/2018	A	L	67-85	14-10
1/31/1942	A	W	36-26	40-15	1/9/2019	H	L	67-78	14-11
1/5/1943	H	W	38-35	41-15	1/5/2020	A	W	69-61	15-11
2/12/1946	H	L	44-49	41-16	1/6/2021	H	W	80-73	16-11
2/20/1946	A	L	36-38	41-17	1/25/2022	A	W	70-63	17-11
2/12/1947	H	W	60-46	42-17	3/10/2022	N	W	64-59	18-11
3/3/1947	A	W	44-39	43-17	Home: 10-3 (Robins Center: 8-3)				
1/14/1948	H	W	48-47 (OT)	44-17	Away: 5-8 Neutral: 3-0				
3/2/1948	A	W	69-66	45-17					
2/1/1949	H	W	74-48	46-17	Rice (3-0)				
2/28/1949	A	W	62-60	47-17	Date	Site	W/L	Score	Series
2/6/1950	H	W	78-55	48-17	11/28/1986	H	W	73-66	1-0
2/28/1950	A	W	55-50	49-17	11/20/2007	H	W	61-55	2-0
2/27/1951	A	L	61-68	49-18	1/3/2009	H	W	74-43	3-0
2/29/1952	H	W	83-63	50-18	Home: 3-0 (Robins Center: 3-0)				
1/15/1953	H	W	78-57	51-18					
2/5/1953	A	W	74-68 (OT)	52-18	Richmond Air Base (1-3)				
12/5/1953	H	W	93-30	53-18	Date	Site	W/L	Score	Series

Richmond Men's Basketball

2022-23 Media Guide

12/10/1942	H	W	33-31	1-0	2/3/1931	A	W	27-24	5-2
1/22/1944	H	L	44-51	1-1	2/25/1931	H	W	34-17	6-2
2/5/1944	H	L	62-65	1-2	2/23/1932	A	W	34-28	7-2
12/9/1944	H	L	50-52	1-3	1/10/1933	H	L	40-45	7-3

Home: 1-3

Richmond Anti Aircraft (1-0)

Date	Site	W/L	Score	Series
12/7/1942	H	W	34-24	1-0

Richmond Athletic Club (1-0)

Date	Site	W/L	Score	Series
2/9/1921	H	W	41-40 (3OT)	1-0

Richmond Blues (5-0)

Date	Site	W/L	Score	Series
12/6/1913	A	W	18-10	1-0
1/28/1914	A	W	43-21	2-0
2/14/1922	H	W	21-16	3-0
1/19/1923	H	W	30-13	4-0
1/12/1924	H	W	33-32	5-0

Home: 3-0 Away: 0-2

Richmond Gray's (1-0)

Date	Site	W/L	Score	Series
1/27/1915	A	W	46-24	1-0

Richmond Howitzers (0-3)

Date	Site	W/L	Score	Series
12/4/1913	H	L	12-40	0-1
1/22/1914	H	L	21-29	0-2
2/25/1915	A	L	24-25	0-3

Home: 0-2 Away: 0-1

Richmond Prof Institute (1-0)

Date	Site	W/L	Score	Series
12/3/1953	H	W	94-63	1-0

Richmond YMCA (0-2)

Date	Site	W/L	Score	Series
1/26/1918	H	L	19-40	0-1
2/2/1918	A	L	31-39	0-2

Home: 0-1 Away: 0-1

Rider (1-0)

Date	Site	W/L	Score	Series
3/13/1984	N	W	89-65	1-0

Roanoke (10-6)

Date	Site	W/L	Score	Series
2/13/1914	A	L	19-54	0-1
1/25/1924	H	W	41-17	1-1
2/9/1926	H	W	37-35	2-1
2/16/1927	H	L	27-29	2-2
1/15/1929	H	W	37-29	3-2
1/13/1930	A	W	37-22	4-2

1/12/1934	H	W	47-31	8-3
1/27/1934	A	L	19-26	8-4
1/19/1935	A	W	43-29	9-4
2/11/1935	H	W	53-22	10-4
2/18/1939	H	L	25-37	10-5
12/9/1978	H	L	57-72	10-6

Home: 6-4 (Robins Center: 0-1) Away: 4-2

Robert Morris (1-0)

Date	Site	W/L	Score	Series
11/20/2016	H	W	81-69	1-0

Robnors (0-1)

Date	Site	W/L	Score	Series
2/5/1921	A	L	34-54	0-1

Rollins (1-0)

Date	Site	W/L	Score	Series
12/27/1974	A	W	80-77	1-0

Rotary Club (1-0)

Date	Site	W/L	Score	Series
1/15/1932	H	W	37-17	1-0

Rutgers (1-0)

Date	Site	W/L	Score	Series
11/23/2011	N	W	58-53	1-0

Sacred Heart (1-0)

Date	Site	W/L	Score	Series
11/19/2011	H	W	83-58	1-0

St. Bonaventure (18-12)

Date	Site	W/L	Score	Series
2/6/2002	A	W	78-66	1-0
3/7/2002	N	W	78-69	2-0
2/8/2003*	H*	W*	55-61*	3-0*
2/18/2004	A	W	75-55	4-0
3/5/2005	H	W	86-68	5-0
2/12/2006	A	L	57-71	5-1
3/4/2006	H	W	65-64	6-1
1/10/2007	A	W	71-66	7-1
1/27/2007	H	L	53-61	7-2
1/16/2008	H	W	75-64	8-2
2/27/2008	A	W	82-71	9-2
1/17/2009	H	L	67-71	9-3
3/11/2009	N	W	65-49	10-3
2/13/2010	A	W	68-49	11-3
2/20/2011	H	W	82-65	12-3
1/28/2012	A	L	47-62	12-4
2/16/2013	H	W	83-80 (OT)	13-4
1/8/2014	A	L	70-84	13-5
2/5/2014	H	W	64-62	14-5

Richmond Men's Basketball

2022-23 Media Guide

1/11/2015	H	W	60-41	15-5	2/25/2006	A	L	39-70	1-10
2/18/2015	A	W	71-56	16-5	2/24/2007	H	W	78-68	2-10
1/31/2016	A	L	68-84	16-6	1/12/2008	A	L	63-81	2-11
1/11/2017	H	W	78-61	17-6	3/13/2008	H	L	47-61	2-12
2/10/2018	A	L	88-97	17-7	1/28/2009	H	L	58-68	2-13
3/9/2018	N	L	77-83	17-8	2/3/2010	A	W	68-58	3-13
1/26/2019	H	L	57-66	17-9	2/2/2011	H	W	62-52	4-13
2/22/2020	A	L	71-75	17-10	3/2/2011	A	W	69-54	5-13
1/2/2021	H	L	66-69	17-11	2/1/2012	H	L	60-70	5-14
2/4/2021	H	W	71-61	18-11	2/22/2012	A	W	52-49	6-14
3/4/2022	A	L	65-72	18-12	2/13/2013	A	L	55-61	6-15

* Officially ruled a win due to sanctions vs SBU

Home: 10-4 (Robins Center: 10-4)

Away: 6-7 Neutral: 2-1

Saint Francis Brooklyn (2-0)

Date	Site	W/L	Score	Series
3/18/2015	H	W	84-74	1-0
11/14/2018	H	W	88-66	2-0

Home: 2-0 (Robins Center: 2-0)

Saint Francis (Pa.) (3-1)

Date	Site	W/L	Score	Series
12/15/1965	A	L	78-83	0-1
1/4/1980	N	W	90-89	1-1
3/3/1981	A	W	98-78	2-1
11/8/2019	H	W	100-98 (OT)	3-1

Home: 1-0 (Robins Center: 1-0)

Away: 1-1 Neutral: 1-0

Saint John's (Md.) (2-1)

Date	Site	W/L	Score	Series
1/21/1927	H	W	51-18	1-0
1/28/1928	H	W	34-27	2-0
2/1/1929	H	L	41-44	2-1

Saint John's (N.Y.) (1-3)

Date	Site	W/L	Score	Series
2/11/1954	A	L	59-62	0-1
2/25/1958	H	L	67-73	0-2
2/5/1959	A	L	76-85	0-3
3/18/2009	H	W	75-69	1-3

Home: 1-1 Away: 0-2

Saint Joseph's (11-20)

Date	Site	W/L	Score	Series
2/13/1954	A	L	59-71	0-1
12/19/1957	A	L	64-90	0-2
12/13/1961	A	L	56-77	0-3
11/25/1977	H	L	57-85	0-4
3/14/1986	N	L	59-60	0-5
2/13/2002	H	W	61-59	1-5
3/1/2003	A	L	59-75	1-6
1/6/2004	H	L	60-71	1-7
2/16/2005	A	L	36-49	1-8
3/10/2005	N	L	51-63	1-9

1/25/2014	H	W	77-62	7-15
2/28/2015	A	W	63-57	8-15
1/2/2016	H	L	73-77	8-16
1/14/2017	A	W	70-66	9-16
2/24/2018	H	L	70-72	9-17
1/23/2019	A	L	70-74	9-18
1/2/2020	H	W	84-52	10-18
1/26/2021	A	W	79-56	11-18
3/1/2021	H	L	73-76	11-19
12/30/2021	H	L	56-83	11-20

Home: 5-8 (Robins Center: 5-8)

Away: 6-9 Neutral: 0-3

Saint Louis (9-13)

Date	Site	W/L	Score	Series
1/18/2006	H	W	65-54	1-0
2/28/2007	A	L	68-78	1-1
2/10/2008	H	L	55-64	1-2
1/25/2009	A	W	70-62	2-2
2/8/2009	H	L	72-85	2-3
1/9/2010	A	L	58-63	2-4
1/30/2010	H	W	62-36	3-4
2/12/2011	H	W	64-52	4-4
2/15/2012	A	L	50-64	4-5
2/9/2013	H	L	46-56	4-6
1/29/2014	A	L	57-77	4-7
3/7/2015	H	W	67-51	5-7
2/10/2016	A	W	67-53	6-7
3/4/2017	H	W	72-62	7-7
1/6/2018	A	L	62-69	7-8
2/17/2018	H	L	66-72	7-9
1/30/2019	A	W	84-81	8-9
3/14/2019	N	L	68-71	8-10
1/11/2020	H	L	58-74	8-11
2/26/2021	A	L	67-72	8-12
1/2/2022	A	L	69-76	8-13
2/25/2022	H	W	68-66	9-13

Home: 6-5 (Robins Center: 6-5)

Away: 3-7 Neutral: 0-1

Saint Mary's (1-1)

Date	Site	W/L	Score	Series
12/6/1985	N	W	75-63	1-0
3/18/2010	N	L	71-80	1-1

Neutral: 1-1

Richmond Men's Basketball

2022-23 Media Guide

St. Mary's (Md.) (1-0)				2/4/1965	H	W	76-58	4-3	
Date	Site	W/L	Score	Series	2/2/1977	A	L	63-95	4-4
2/14/2021	H	W	90-49	1-0	2/25/1978	H	L	48-93	4-5
Samford (1-0)				1/26/1981	A	L	77-93	4-6	
Date	Site	W/L	Score	Series	1/1/1982	H	W	58-45	5-6
12/6/1997	N	W	70-38	1-0	1/3/1983	A	L	72-73	5-7
San Diego (0-1)				2/1/1984	H	W	70-58	6-7	
Date	Site	W/L	Score	Series	12/2/1989	H	W	66-60	7-7
12/21/1993	A	L	64-87	0-1	3/12/1998	N	W	62-61	8-7
San Diego State (1-0)				11/25/03	N	L	61-67	8-8	
Date	Site	W/L	Score	Series	12/16/2009	A	L	58-76	8-9
11/24/1991	A	W	78-68	1-0	Home: 6-2 (Robins Center: 3-1)				
San Francisco (1-1)				Away: 1-5 Neutral: 1-2					
Date	Site	W/L	Score	Series	South Florida (4-1)				
12/6/1997	A	L	60-64	0-1	Date	Site	W/L	Score	Series
11/24/2003	N	W	66-59	1-1	1/2/1980	A	W	83-64	1-0
Away: 0-1 Neutral: 1-0				12/13/2003					
				A W 70-58					
				12/1/2004					
				H W 78-72					
				12/5/2006					
				A W 56-46					
				12/5/2007					
				H L 65-79					
				Home: 1-1 (Robins Center 1-1) Away: 3-0					
				4-1					
Seton Hall (3-0)				Southern (1-0)					
Date	Site	W/L	Score	Series	Date	Site	W/L	Score	Series
11/19/2004	A	W	77-71	1-0	11/22/2010	H	W	81-40	1-0
12/01/2005	H	W	60-49	2-0	Southern California (0-2)				
12/26/2010	A	W	69-61	3-0	Date	Site	W/L	Score	Series
Home: 1-0 (Robins Center: 1-0) Away: 2-0				12/23/1981					
				A L 78-83					
				12/2/1986					
				H L 51-63					
				Home: 0-1 (Robins Center: 0-1) Away: 0-1					
Siena (1-1)				Southern Utah (1-0)					
Date	Site	W/L	Score	Series	Date	Site	W/L	Score	Series
1/14/1993	H	W	69-67	1-0	12/28/1989	A	W	95-83	1-0
1/8/1994	A	L	57-88	1-1	Stanford (2-0)				
Home: 1-0 (Robins Center: 1-0) Away: 0-1				Date					
				Site					
				W/L					
				Score					
				Series					
				12/7/1985					
				A W 57-53					
				12/17/2002					
				A W 83-69					
				Away: 2-0					
SMU (0-2)				Staunton Military (2-1)					
Date	Site	W/L	Score	Series	Date	Site	W/L	Score	Series
1/4/1999	H	L	61-65	0-1	1/20/1916	A	W	34-32	1-0
12/16/1999	A	L	77-78	0-2	1/25/1917	A	W	20-16	2-0
Home: 0-1 (Robins Center: 0-1) Away: 0-1				1/22/1920					
				A L 22-32					
				Away: 2-1					
South Alabama (3-0)				Stetson (5-1)					
Date	Site	W/L	Score	Series	Date	Site	W/L	Score	Series
12/18/2014	H	W	65-54	1-0	1/29/1977	H	W	69-60	1-0
12/29/2018	A	W	91-82	2-0	1/3/1978	A	L	56-73	1-1
12/8/2019	H	W	75-57	3-0	2/7/1979	H	W	101-88	2-1
Home: 2-0 (Robins Center: 2-0) Away: 1-0				1/5/1983					
				A W 53-52					
				3-1					
South Carolina (8-9)									
Date	Site	W/L	Score	Series					
1/16/1922	H	W	27-25	1-0					
2/27/1941	N	L	32-41	1-1					
2/11/1950	H	W	65-60	2-1					
12/15/1952	A	W	84-78	3-1					
12/29/1959	H	L	75-86	3-2					
1/28/1965	A	L	60-73	3-3					

Richmond Men's Basketball

2022-23 Media Guide

12/15/2012 H W 76-57
 11/15/2015 H W 108-85
 Home: 4-0 (Robins Center: 4-0) Away: 1-1

Stevens Tech (1-1)

Date Site W/L Score Series
 1/30/1925 H L 17-24 0-1
 2/4/1926 H W 41-31 1-1
 Home: 1-1

Stockton State (1-0)

Date Site W/L Score Series
 2/16/1981 H W 73-59 1-0

Syracuse (1-3)

Date Site W/L Score Series
 3/14/1991 N W 73-69 1-0
 12/3/1999 A L 60-74 1-1
 3/20/2002 H L 46-62 1-2
 11/18/2008 A L 71-76 1-3

Home: 0-1 (Robins Center: 0-1)

Away: 0-2 Neutral: 1-0

Tampa (1-0)

Date Site W/L Score Series
 11/30/1984 N W 68-59 1-0

TCU (0-1)

Date Site W/L Score Series
 3/21/2017 A L 68-86 0-1

Temple (9-11)

Date Site W/L Score Series
 1/3/1955 H L 71-80 0-1
 3/24/1988 N L 47-69 0-2
 3/15/1989 H W 70-56 1-2
 3/16/1991 N L 64-77 1-3
 1/23/2002 A W 75-68 2-3
 1/11/2003 H W 61-42 3-3
 3/13/2003 N L 52-66 3-4
 1/17/2004 A W 59-52 4-4
 3/11/2004 N W 67-47 5-4
 2/19/2005 H L 53-59 5-5
 2/22/2006 A L 30-69 5-6
 1/31/2007 H L 59-80 5-7
 2/6/2008 H W 64-58 6-7
 1/31/2009 A L 65-74 6-8
 2/6/2010 H W 71-54 7-8
 3/14/2010 N L 52-56 7-9
 2/17/11 A L 53-73 7-10
 3/12/11 N W 58-54 8-10
 1/14/2012 H W 76-65 9-10
 1/30/2013 A L 64-71 9-11

Home: 5-3 (Robins Center: 5-2)

Away: 2-4 Neutral: 2-4

4-1 Tennessee (0-3)
 5-1 Date Site W/L Score Series
 12/2/1964 A L 66-97 0-1
 12/1/1967 A L 45-93 0-2
 12/22/1984 A L 64-77 0-3
 Away: 0-3

Tennessee Tech (0-2)

Date Site W/L Score Series
 12/18/1961 A L 82-94 0-1
 1/20/1962 H L 70-83 0-2
 Home: 0-1 Away: 0-1

Texas A&M (1-0)

Date Site W/L Score Series
 12/12/1957 H W 70-50 1-0

Texas-Arlington (1-0)

Date Site W/L Score Series
 2/6/1969 H W 98-89 1-0

Texas-El Paso (1-0)

Date Site W/L Score Series
 3/25/2009 H L 69-81 0-1

Texas-Pan American (1-0)

Date Site W/L Score Series
 12/1/1995 N W 74-71 1-0

Texas Tech (0-2)

Date Site W/L Score Series
 12/29/2015 A L 70-85 0-1
 12/17/2016 H L 72-79 0-2
 Home: 0-1 (Robins Center: 0-1) Away: 0-1

Toledo (2-0)

Date Site W/L Score Series
 3/17/2021 N W 76-66 1-0
 12/11/2021 H W 72-69 2-0
 Home: 1-0 (Robins Center: 1-0) Neutral: 1-0

Towson (0-1)

Date Site W/L Score Series
 1/31/1980 H L 83-88 0-1

Tulane (1-3)

Date Site W/L Score Series
 2/10/1975 H W 80-79 1-0
 2/4/1976 A L 79-84 1-1
 12/27/2005 A L 41-64 1-2
 12/28/2006 A L 63-75 1-3
 Home: 1-1 (Robins Center: 1-1) Away: 0-2

Tulsa (1-0)

Date Site W/L Score Series
 12/4/1987 N W 64-60 1-0

Richmond Men's Basketball

2022-23 Media Guide

UAB (4-2)					2/24/1988	A	W	61-60	7-3
Date	Site	W/L	Score	Series	3/6/1988	N	W	54-53	8-3
3/20/1989	H	L	61-64	0-1	1/5/1989	H	W	78-60	9-3
11/24/2001	A	W	60-59	1-1	2/8/1989	A	L	64-68	9-4
12/4/2002	H	W	72-68	2-1	3/5/1989	N	L	56-59	9-5
11/29/2003	A	L	75-83	2-2	1/20/1990	A	W	71-60	10-5
12/17/2004	H	W	98-81	3-2	2/17/1990	H	W	77-70	11-5
11/20/2017	N	W	63-50	4-2	3/3/1990	N	W	67-52	12-5
Home: 2-1 (Robins Center: 2-1)					1/19/1991	H	W	74-57	13-5
Away: 1-1 Neutral: 1-0					2/16/1991	A	W	81-64	14-5
					1/13/1992	A	W	82-73	15-5
UC Irvine (1-0)					2/10/1992	H	W	79-69	16-5
Date	Site	W/L	Score	Series	1/9/1993	H	L	80-83	16-6
1/16/1974	H	W	79-73	1-0	2/6/1993	A	W	91-69	17-6
					3/6/1993	N	L	58-71	17-7
UC Santa Barbara (0-1)					1/26/1994	A	L	74-75 (OT)	17-8
Date	Site	W/L	Score	Series	2/19/1994	H	W	66-63	18-8
11/22/1991	A	L	60-67	0-1	1/14/1995	A	L	58-60	18-9
					2/13/1995	H	L	53-67	18-10
UCLA (0-1)					3/4/1995	N	W	60-54	19-10
Date	Site	W/L	Score	Series	1/17/1996	H	L	47-64	19-11
12/23/2011	A	L	63-71	0-1	2/26/1996	A	L	59-63	19-12
					1/20/1997	A	L	53-56	19-13
UMBC (1-1)					2/15/1997	H	W	61-53	20-13
Date	Site	W/L	Score	Series	1/10/1998	H	W	61-58	21-13
11/17/2007	H	L	68-70	0-1	2/9/1998	A	L	59-62	21-14
12/10/2016	H	W	78-75	1-1	3/1/1998	N	W	79-64	22-14
Home: 1-1 (Robins Center: 1-1)					1/9/1999	H	W	56-47	23-14
					1/30/1999	A	L	65-73	23-15
UMKC (1-0)					1/5/2000	A	W	63-57	24-15
11/25/2008	N	W	85-74	1-0	2/2/2000	H	W	49-48	25-15
					3/6/2000	N	L	47-57	25-16
UNC Asheville (1-0)					1/17/2001	A	W	41-37	26-16
Date	Site	W/L	Score	Series	1/31/2001	H	W	73-70	27-16
12/29/1997	N	W	71-55	1-0	12/28/2008	A	W	76-69	28-16
					12/28/2009	H	W	66-64	29-16
UNC Greensboro (4-0)					11/13/2012	H	W	101-58	30-16
Date	Site	W/L	Score	Series	Home: 16-4 (Robins Center: 16-4)				
12/30/1997	N	W	83-72	1-0	Away: 10-8 Neutral: 4-4				
12/22/2009	H	W	89-63	2-0					
12/22/2010	A	W	63-53	3-0	Union Theological (11-1)				
12/30/2011	H	W	78-58	4-0	Date	Site	W/L	Score	Series
Home: 2-0 (Robins Center: 2-0)					1/16/1914	H	W	32-21	1-0
Neutral: 1-0 Away: 1-0					12/12/1919	H	L	18-32	1-1
					2/7/1922	H	W	48-21	2-1
UNC Wilmington (30-16)					2/3/1923	H	W	49-12	3-1
Date	Site	W/L	Score	Series	1/8/1924	H	W	37-13	4-1
12/21/1983	H	W	65-48	1-0	1/15/1925	H	W	38-18	5-1
1/12/1985	A	W	75-52	2-0	2/2/1927	H	W	61-10	6-1
1/30/1985	H	W	70-54	3-0	12/5/1936	H	W	65-16	7-1
1/13/1986	H	W	79-63	4-0	2/11/1943	H	W	79-19	8-1
2/10/1986	A	W	70-59	5-0	12/10/1945	H	W	64-26	9-1
1/12/1987	A	L	63-84	5-1	12/10/1946	H	W	90-24	10-1
2/7/1987	H	L	54-56	5-2	1/6/1948	H	W	64-41	11-1
3/1/1987	N	L	63-69	5-3	Home: 11-1				
1/27/1988	H	W	73-66	6-3					

Richmond Men's Basketball

2022-23 Media Guide

Upsala (2-0)					12/5/1990	H	W	67-63	14-21
Date	Site	W/L	Score	Series	12/29/1990	A	L	66-72	14-22
1/23/1980	H	W	92-86	1-0	12/4/1991	A	L	70-73	14-23
1/17/1981	H	W	80-74	2-0	11/28/1991	A	W	72-71	15-23
Home: 2-0 (Robins Center: 2-0)					12/9/1992	H	L	63-82	15-24
					12/18/1993	A	W	76-61	16-24
Utah State (0-1)					1/11/1995	H	L	72-78	16-25
Date	Site	W/L	Score	Series	1/20/1996	A	L	51-79	16-26
11/12/2021	N	L	74-85	0-1	2/24/1996	H	L	67-69	16-27
					3/2/1996	A	L	55-89	16-28
Vanderbilt (3-2)					1/25/1997	H	L	71-86	16-29
Date	Site	W/L	Score	Series	2/24/1997	A	L	45-56	16-30
12/28/1977	A	L	68-101	0-1	1/24/1998	A	W	56-52	17-30
11/25/1978	H	L	59-70	0-2	2/21/1998	H	W	67-61	18-30
3/17/2011	N	W	69-66	1-2	1/23/1999	H	W	68-64	19-30
11/14/2019	H	W	93-92 (OT)	2-2	2/13/1999	A	W	78-72	20-30
12/16/2020	A	W	78-67	3-2	2/26/1999	A	L	57-64	20-31
Home: 1-1 (Robins Center: 1-1)					2/8/2000	H	W	69-57	21-31
Away: 1-1 Neutral:1-0					2/26/2000	A	L	77-80	21-32
					2/17/2001	H	W	70-66	22-32
VCU (32-57)					2/27/2001	A	W	72-54	23-32
Date	Site	W/L	Score	Series	12/1/2001	H	L	54-65	23-33
1/29/1976	H	W	71-65	1-0	12/7/2002	A	L	68-73 (OT)	23-34
2/10/1976	A	W	68-66	2-0	12/3/2003	H	W	70-52	24-34
12/4/1976	A	W	68-66 (OT)	3-0	12/11/2004	A	L	50-58	24-35
12/30/1976	A	W	58-55	4-0	12/10/2005	A	L	37-49	24-36
2/26/1977	H	W	78-75 (OT)	5-0	12/9/2006	H	L	54-68	24-37
11/26/1977	H	L	62-79	5-1	12/8/2007	A	L	45-65	24-38
1/21/1978	A	L	63-82	5-2	12/13/2008	H	L	77-76	24-39
2/11/1978	A	L	66-67	5-3	12/12/2009	A	L	57-65	24-40
12/7/1978	A	L	71-84	5-4	12/11/2010	H	W	72-60	25-40
1/27/1979	H	L	92-96	5-5	12/9/2011	A	L	51-73	25-41
12/1/1979	H	L	67-69	5-6	1/24/2013	H	W	86-74 (OT)	26-41
12/29/1979	A	L	71-86	5-7	3/6/2013	A	L	82-93	26-42
2/20/1980	H	W	76-67	6-7	2/1/2014	A	L	70-81	26-43
12/9/1980	A	L	76-88	6-8	3/6/2014	H	L	50-56	26-44
1/31/1981	H	L	55-66	6-9	3/14/2014	N	L	53-71	26-45
12/30/1981	A	L	53-59	6-10	1/31/2015	A	W	64-55	27-44
2/8/1982	A	L	63-77	6-11	2/25/2015	H	W	67-63 (2OT)	28-44
2/10/1982	H	W	64-59	7-11	3/13/2015	N	L	67-70	28-46
12/8/1982	A	L	48-54	7-12	1/16/2016	H	L	89-94 (OT)	28-47
12/30/1982	A	L	74-80	7-13	2/19/2016	A	L	74-87	28-48
1/8/1983	H	L	56-65	7-14	2/1/2017	A	L	74-91	28-49
12/10/1983	A	L	45-59	7-15	2/17/2017	H	L	73-84	28-50
12/30/1983	H	L	47-61	7-16	3/11/2017	N	L	77-87 (OT)	28-51
2/14/1984	H	W	56-51	8-16	1/17/2018	A	W	67-52	29-51
12/4/1984	H	L	60-69	8-17	2/7/2018	H	W	77-76	30-51
12/28/1984	A	L	52-68	8-18	2/13/2019	A	L	60-81	30-52
12/3/1985	A	W	64-59	9-18	3/2/2019	H	L	66-69	30-53
12/20/1985	A	W	67-65 (OT)	10-18	1/28/2020	A	L	68-87	30-54
12/30/1986	A	L	57-60	10-19	2/15/2020	H	W	77-59	31-54
1/22/1987	H	L	66-79	10-20	2/17/2021	A	L	56-68	31-55
12/18/1987	A	W	60-58	11-20	1/29/2022	H	L	62-64	31-56
1/4/1988	A	L	53-72	11-21	2/18/2022	A	L	57-77	31-57
12/7/1988	H	W	74-58	12-21	3/11/2022	N	W	75-64	32-57
12/6/1989	A	W	66-54	13-21	Home: 17-20 (Robins Center: 17-19)				

Richmond Men's Basketball

2022-23 Media Guide

Away: 14-34 Neutral 1-3				2/9/1943	A	W	41-33	12-22
				1/13/1944	A	W	43-31	13-22
Vermont (0-1)				2/8/1944	H	W	46-38	14-22
Date	Site	W/L	Score	Series				
11/29/2017	H	L	65-71	0-1	1/6/1945	A	L	24-30
					1/16/1946	A	L	47-49
					2/4/1946	H	W	50-39
Villanova (3-4)					1/17/1947	H	W	44-40
Date	Site	W/L	Score	Series	2/25/1947	A	L	54-55 (2OT)
1/5/1955	H	W	92-82	1-0	1/31/1948	A	L	54-62
2/11/1956	H	W	103-73	2-0	2/7/1948	H	L	57-70
2/16/1957	A	W	65-64	3-0	1/13/1949	A	L	61-68
1/10/1973	H	L	74-79	3-1	2/12/1949	H	W	59-58
12/1/1973	A	L	58-71	3-2	1/14/1950	H	W	76-62
1/11/1994	H	L	80-81	3-3	2/8/1950	A	L	46-70
12/22/1994	A	L	70-101	3-4	2/8/1951	A	W	68-67
Home: 2-2 (Robins Center: 0-2) Away: 1-2					2/17/1951	H	L	49-68
					1/11/1952	A	L	64-75
Virgin Islands (1-0)					2/9/1952	H	L	47-79
Date	Site	W/L	Score	Series	2/7/1953	H	W	93-85
1/17/1970	H	W	122-61	1-0	2/24/1953	A	W	88-81 (OT)
					1/7/1954	A	W	78-69
Virginia (36-52)					2/5/1954	H	W	107-84
Date	Site	W/L	Score	Series	2/19/1955	H	W	92-88
1/20/1915	A	L	14-59	0-1	12/10/1955	H	W	74-72
1/19/1916	A	L	23-58	0-2	12/8/1956	H	W	65-59
1/24/1917	A	L	20-31	0-3	1/8/1957	A	W	56-30
1/25/1918	A	L	34-64	0-4	12/7/1957	A	W	64-51
1/20/1920	A	L	13-55	0-5	12/6/1958	H	W	72-66
2/26/1920	H	L	17-46	0-6	12/5/1959	A	L	67-85
1/19/1921	A	L	15-33	0-7	12/10/1960	H	W	80-68
2/24/1921	H	L	30-35	0-8	12/4/1961	A	L	55-74
1/23/1922	A	L	21-28	0-9	12/8/1962	H	L	50-59
1/29/1923	A	L	21-32	0-10	12/7/1963	A	L	71-91
1/31/1924	A	L	13-23	0-11	12/12/1964	H	W	72-66
1/20/1925	A	L	24-34	0-12	12/11/1965	A	W	89-69
1/21/1926	A	L	29-55	0-13	12/8/1966	H	L	84-89
1/14/1927	A	W	22-17	1-13	1/3/1968	A	W	102-95
2/1/1928	A	L	30-38	1-14	12/5/1968	H	L	92-113
1/21/1930	A	L	35-36	1-15	12/20/1968	N	L	77-90
2/23/1931	A	L	18-28	1-16	12/19/1969	N	L	76-87
12/22/1934	H	W	25-16	2-16	12/21/1971	N	L	58-93
1/7/1935	A	W	50-28	3-16	2/10/1978	N	L	42-68
2/8/1936	A	W	53-23	4-16	12/29/1981	N	L	43-74
2/17/1936	H	W	47-32	5-16	12/29/1982	N	L	85-102
2/8/1937	H	L	25-38	5-17	12/1/1984	A	L	52-57
2/12/1938	A	W	35-27	6-17	12/21/1985	N	W	58-46
2/28/1938	H	W	42-27	7-17	12/21/1989	N	L	57-69
1/16/1939	A	L	28-45	7-18	12/29/1991	N	W	80-74
2/6/1939	H	W	32-30 (OT)	8-18	12/9/1995	H	L	52-67
2/16/1940	H	W	27-21	9-18	1/30/1997	A	L	66-83
2/26/1940	A	L	20-36	9-19	11/16/1997	H	W	83-79 (2OT)
1/13/1941	H	L	18-37	9-20	12/21/1999	H	L	65-69
1/28/1941	A	L	22-37	9-21	11/28/2004	A	L	58-85
1/10/1942	A	W	25-17	10-21	11/22/2005	H	L	43-59
2/5/1942	H	L	24-36	10-22	3/18/2008	A	L	64-66
1/14/1943	H	W	50-48	11-22	Home: 20-14 (Robins Center: 1-3)			

Richmond Men's Basketball

2022-23 Media Guide

Away: 14-31 Neutral: 2-7

Virginia Christian (0-2)

Date	Site	W/L	Score
2/4/1914	H	L	31-35
2/14/1914	A	L	30-53

Home: 0-1 Away: 0-1

Virginia State (1-0)

Date	Site	W/L	Score
12/6/1980	H	W	102-79

Virginia Tech (39-69)

Date	Site	W/L	Score
1/21/1915	H	L	20-40
2/2/1926	H	L	25-26
2/22/1928	H	W	36-26
1/29/1934	A	W	34-14
2/15/1935	H	W	40-20
1/17/1935	A	W	37-17
1/19/1937	H	W	32-22
2/25/1937	A	L	27-32
1/14/1938	A	L	19-22
1/18/1938	H	W	25-22
1/14/1939	A	L	31-32
2/3/1939	H	W	44-26
2/2/1940	H	W	41-39
2/7/1940	A	W	41-32
2/7/1941	H	W	36-35
2/18/1941	A	L	31-37
2/3/1942	H	W	44-39
2/9/1942	A	W	34-33
1/28/1946	A	L	32-40
2/1/1946	H	L	25-31
1/31/1947	H	W	49-45
2/11/1947	A	L	40-54
2/6/1948	H	L	46-51
2/16/1948	A	L	48-55
1/29/1949	A	W	51-48
2/5/1949	H	L	47-52
1/31/1950	A	L	51-61
2/10/1950	H	L	39-74
2/1/1951	H	L	76-86
2/14/1951	A	L	61-83
2/1/1952	H	W	83-70
2/6/1952	A	L	54-60
1/31/1953	H	W	86-54
2/12/1953	A	W	77-71
12/29/1953	N	W	63-53
1/29/1954	H	W	99-75
2/15/1954	A	W	83-61
12/29/1954	H	W	84-57
1/10/1955	H	W	63-61
2/4/1955	A	W	70-65
2/1/1956	A	W	66-60
2/18/1956	H	L	71-73 (OT)

12/4/1956	A	L	71-79	24-19
1/19/1957	H	L	47-49	24-20
12/5/1957	A	W	72-62	25-20
1/4/1958	H	W	74-73	26-20
1/3/1959	H	L	60-69	26-21
2/10/1959	A	L	66-104	26-22
1/6/1960	H	L	65-73	26-23
2/16/1960	A	L	53-85	26-24
2/25/1960	H	L	58-78	26-25
12/7/1960	A	L	54-75	26-26
2/4/1961	H	W	81-79	27-26
1/17/1962	A	L	54-67	27-27
2/17/1962	H	L	69-76	27-28
12/4/1962	A	L	68-76	27-29
2/9/1963	H	L	72-90	27-30
11/30/1963	A	L	53-77	27-31
2/4/1964	H	L	85-103	27-32
1/14/1965	A	L	58-68	27-33
2/2/1965	H	L	74-94	27-34
2/25/1965	N	L	63-103	27-35
1/6/1966	A	L	73-88	27-36
2/1/1966	H	W	82-81	28-36
12/17/1966	A	L	61-76	28-37
2/4/1967	H	L	71-89	28-38
2/22/1967	A	L	80-87	28-39
1/11/1968	H	L	71-80	28-40
2/15/1968	A	L	71-91	28-41
1/8/1969	A	L	67-77	28-42
2/19/1969	H	W	78-77	29-42
1/3/1970	A	L	59-69	29-43
1/15/1970	H	L	59-66	29-44
12/30/1970	N	L	57-77	29-45
1/16/1971	H	W	74-73 (2OT)	30-45
1/30/1971	A	L	58-89	30-46
12/4/1971	A	L	58-83	30-47
12/20/1971	N	L	54-82	30-48
2/5/1972	H	L	65-82	30-49
12/22/1972	A	L	61-71	30-50
2/19/1973	H	W	94-93 (2OT)	31-50
1/26/1974	A	L	68-72	31-51
2/12/1974	H	W	90-86	32-51
1/25/1975	H	L	69-83	32-52
2/8/1975	A	L	79-106	32-53
12/29/1976	N	L	58-59	32-54
12/3/1977	N	L	76-86	32-55
1/22/1979	A	L	80-100	32-56
2/24/1979	H	L	91-93	32-57
12/1/1980	A	L	78-81	32-58
12/30/1980	N	L	79-83	32-59
12/7/1981	H	L	68-70	32-60
12/11/1982	A	L	66-86	32-61
12/29/1983	H	W	61-56	33-61
1/7/1984	A	L	63-83	33-62
2/29/1984	H	W	55-53	34-62
1/30/1986	A	L	67-71	34-63
12/29/1986	N	L	69-79	34-64

Richmond Men's Basketball

2022-23 Media Guide

1/14/1987	H	W	77-62	35-64	1/15/1952	H	L	67-78	25-17
2/15/1988	A	L	74-87	35-65	2/20/1952	A	W	77-64	26-17
12/29/1988	N	L	68-79	35-66	1/12/1953	A	W	75-65	27-17
2/12/1990	H	W	86-82 (OT)	36-66	2/14/1953	H	W	87-76	28-17
12/28/1990	N	L	79-82	36-67	12/18/1953	H	W	75-62	29-17
2/4/1991	A	W	61-56	37-67	2/17/1954	A	W	94-76	30-17
11/29/1991	H	W	84-51	38-67	3/4/1954	N	W	84-66	31-17
1/3/2007	A	L	53-65	38-68	12/17/1954	H	W	94-74	32-17
1/3/2008	H	W	52-49	39-68	2/9/1955	A	W	78-54	33-17
1/14/2009	A	L	48-62	39-69	12/14/1955	H	W	96-54	34-17
Home: 27-23 (Robins Center: 8-3)					2/16/1956	A	W	90-68	35-17
Away: 11-37 Neutral: 1-9					12/15/1956	H	W	85-68	36-17
					2/20/1957	A	W	76-68	37-17
					12/14/1957	H	W	65-59	38-17

VMI (85-44)

Date	Site	W/L	Score	Series	1/14/1958	A	L	62-66	38-18
1/22/1916	A	L	17-34	0-1	12/13/1958	H	W	82-39	39-18
1/27/1917	A	L	23-32	0-2	1/31/1959	A	W	70-61	40-18
1/22/1921	A	L	18-57	0-3	1/16/1960	H	L	76-77 (OT)	40-19
1/28/1926	A	W	22-16	1-3	2/15/1960	A	W	64-58	41-19
1/12/1927	A	W	48-23	2-3	12/29/1960	H	W	100-90	42-19
2/4/1931	A	L	28-33	2-4	1/14/1961	H	W	69-62	43-19
1/20/1934	A	W	32-20	3-4	2/21/1961	A	L	75-78	43-20
2/23/1934	H	W	37-19	4-4	1/13/1962	H	W	72-52	44-20
2/16/1935	A	W	53-37	5-4	2/7/1962	A	W	82-81 (OT)	45-20
2/23/1935	H	W	50-30	6-4	1/11/1963	A	L	77-79	45-21
2/15/1936	A	W	57-29	7-4	2/20/1963	H	L	60-85	45-22
2/22/1936	H	W	63-28	8-4	2/8/1964	H	W	96-90	46-22
2/10/1937	A	W	35-27	9-4	2/18/1964	A	L	83-98	46-23
2/20/1937	H	L	25-29	9-5	1/12/1965	H	W	71-65	47-23
2/9/1938	A	W	38-34	10-5	2/16/1965	A	W	81-80	48-23
2/19/1938	H	W	27-26	11-5	12/4/1965	A	W	77-73	49-23
2/15/1939	A	W	30-29	12-5	1/13/1966	H	W	103-88	50-23
2/25/1939	H	L	36-37	12-6	12/3/1966	A	W	76-74	51-23
3/1/1939	N	W	31-20	13-6	12/20/1966	H	W	89-65	52-23
2/12/1940	A	L	26-28	13-7	1/9/1968	A	L	85-91	52-24
2/24/1940	H	W	52-21	14-7	2/17/1968	H	W	86-76	53-24
2/1/1941	H	W	28-18	15-7	12/19/1968	N	W	90-80	54-24
2/15/1941	A	L	28-39	15-8	1/11/1969	A	W	89-74	55-24
1/16/1942	A	L	36-57	15-9	2/8/1969	H	W	104-88	56-24
2/20/1942	H	W	43-29	16-9	12/20/1969	N	W	69-61	57-24
2/5/1943	A	W	36-27	17-9	1/13/1970	A	L	70-71	57-25
2/20/1943	H	L	30-48	17-10	2/19/1970	H	W	78-54	58-25
2/22/1944	H	W	65-19	18-10	12/2/1970	N	W	75-57	59-25
1/22/1945	H	W	55-29	19-10	2/8/1971	A	L	63-73	59-26
1/7/1946	A	L	28-30	19-11	2/20/1971	H	W	93-77	60-26
2/22/1946	H	W	51-22	20-11	12/11/1971	H	W	73-61	61-26
2/8/1947	A	W	60-52	21-11	2/24/1972	A	L	74-79 (2OT)	61-27
2/21/1947	H	W	53-51	22-11	12/9/1972	A	L	60-71	61-28
1/10/1948	H	W	50-34	23-11	2/22/1973	H	W	113-84	62-28
2/10/1948	A	L	54-61	23-12	1/29/1974	A	W	81-65	63-28
1/7/1949	H	L	52-65	23-13	2/9/1974	H	W	84-78	64-28
2/15/1949	A	L	51-70	23-14	2/27/1974	N	W	69-59	65-28
1/21/1950	H	L	64-72	23-15	12/14/1974	A	W	95-90	66-28
2/15/1950	A	W	70-62	24-15	1/11/1975	H	L	95-98	66-29
1/13/1951	A	W	64-56	25-15	3/1/1975	H	L	81-85	66-30
1/27/1951	H	L	52-53	25-16	12/13/1975	A	L	60-65	66-31

Richmond Men's Basketball

2022-23 Media Guide

2/18/1976	H	L	67-74	66-32	3/5/1953	N	L	70-85	5-10
3/4/1976	N	L	33-41	66-33	1/29/1955	H	L	72-75	5-11
1/20/1977	H	L	79-88	66-34	2/6/1956	N	L	73-81	5-12
2/12/1977	A	L	87-92	66-35	2/13/1956	H	L	68-73	5-13
2/1/1978	A	L	90-110	66-36	11/29/1975	A	L	90-94	5-14
2/8/1978	H	L	51-66	66-37	1/1/1977	H	L	73-84	5-15
1/24/1979	A	W	90-78	67-37	12/10/1977	A	L	73-103	5-16
2/21/1979	H	W	79-76	68-37	12/22/1978	H	L	89-93 (2OT)	5-17
2/2/1980	H	W	104-92	69-37	12/19/1979	A	L	75-92	5-18
1/29/1981	A	W	79-73	70-37	11/28/1981	H	W	64-61	6-18
12/9/1981	H	W	83-48	71-37	12/1/1982	A	L	54-60	6-19
2/3/1983	A	W	75-69	72-37	1/4/1984	A	L	57-82	6-20
1/9/1984	H	W	61-58	73-37	11/30/1985	H	W	66-43	7-20
2/27/1985	A	L	47-48	73-38	1/28/1987	A	L	61-64 (OT)	7-21
12/10/1985	H	W	69-61	74-38	11/28/1988	A	W	74-61	8-21
12/6/1986	A	L	57-68	74-39	1/15/1990	H	W	51-49	9-21
1/6/1988	H	W	88-55	75-39	12/22/1990	A	L	56-82	9-22
2/2/1989	A	W	87-79	76-39	12/21/1991	H	L	60-74	9-23
12/4/1989	H	W	78-77 (OT)	77-39	12/19/1992	A	L	74-88	9-24
1/21/1991	A	L	75-80	77-40	12/5/1993	A	L	65-71	9-25
1/8/1992	H	W	76-59	78-40	12/8/1994	H	L	49-53	9-26
12/5/1992	H	W	77-65	79-40	1/15/1996	A	L	60-71	9-27
12/1/1993	A	W	74-55	80-40	12/1/1996	H	L	55-80	9-28
12/3/1994	A	W	105-85	81-40	11/29/1997	A	L	67-71	9-29
1/6/1996	H	L	65-77	81-41	11/20/2000	H	L	61-69	9-30
1/8/1997	H	W	83-77	82-41	1/2/2002	A	L	52-67	9-31
12/28/2001	H	L	80-82	82-42	1/4/2003	H	L	62-68	9-32
12/20/2006	H	L	84-93	82-43	12/6/2003	A	L	66-81	9-33
12/30/2007	H	W	71-69	83-43	12/4/2004	A	L	73-90	9-34
12/31/2008	A	L	70-73	83-44	12/22/2005	H	L	40-47	9-35
11/16/2009	H	W	103-59	84-44	12/22/2006	A	L	59-72	9-36
11/11/2016	H	W	72-69	85-44	12/19/2008	H	L	79-86	9-37
Home: 46-17 (Robins Center: 15-8)					12/31/2009	A	L	68-74	9-38
Away: 33-26 Neutral: 6-1					12/29/2010	H	W	90-74	10-38
					12/3/2011	A	W	70-62	11-38
					12/1/2012	H	W	62-60	12-38
Wagner (1-0)					12/7/2013	A	L	66-76	12-39
Date	Site	W/L	Score	Series	12/28/2014	H	L	63-65	12-40
3/13/2002	H	W	74-67	1-0	11/18/2015	A	W	91-82	13-40
					12/3/2016	H	L	67-75	13-41
Wake Forest (14-42)					12/2/2017	A	L	53-82	13-42
Date	Site	W/L	Score	Series	12/1/2018	H	W	84-74	14-42
2/14/1921	H	L	74-67	1-0	Home: 10-18 (Robins Center: 6-11)				
1/14/1924	H	W	31-23	1-1	Away: 4-20 Neutral: 0-4				
1/9/1926	H	W	39-23	2-1					
2/22/1927	H	L	33-38	2-2	Washington (0-1)				
2/4/1929	H	W	47-32	3-2	Date	Site	W/L	Score	Series
3/4/1937	N	L	24-33	3-3	3/14/1998	N	L	66-81	0-1
1/10/1938	A	L	29-33	3-4					
2/1/1938	H	W	39-31	4-4	Washington & Lee (26-29)				
2/29/1940	N	L	34-40	4-5	Date	Site	W/L	Score	Series
1/9/1946	H	L	32-39	4-6	1/21/1916	A	L	26-31	0-1
2/27/1947	A	W	63-54	5-6	1/26/1917	A	L	17-34	0-2
2/4/1948	H	L	47-48	5-7	1/23/1920	A	L	6-51	0-3
1/10/1949	A	L	51-63	5-8	1/21/1921	A	L	16-21	0-4
2/3/1950	H	L	54-67	5-9	2/2/1924	A	L	7-33	0-5

Richmond Men's Basketball

2022-23 Media Guide

1/30/1926	A	L	20-35	0-6	Wessley's (Norfolk) (0-1)				
1/13/1927	A	W	30-29	1-6	Date	Site	W/L	Score	Series
1/11/1930	A	L	35-39	1-7	2/24/1922	A	L	25-33	0-1
2/17/1934	A	L	26-29	1-8					
2/19/1935	A	W	25-21	2-8	West Virginia (13-42)				
2/14/1936	A	L	33-36	2-9	Date	Site	W/L	Score	Series
2/21/1936	H	L	32-41	2-10	2/6/1951	N	L	60-76	0-1
2/11/1937	A	L	20-37	2-11	12/13/1951	H	L	72-83	0-2
2/22/1937	H	W	33-30	3-11	2/11/1952	A	L	55-87	0-3
2/8/1938	A	L	30-33	3-12	12/19/1952	H	W	83-65	1-3
2/22/1938	H	W	32-21	4-12	2/17/1953	A	L	86-89	1-4
2/14/1939	A	L	26-49	4-13	12/22/1953	A	W	74-67	2-4
2/22/1939	H	L	31-34	4-14	2/1/1954	H	W	85-80	3-4
2/13/1940	A	L	23-37	4-15	12/13/1954	A	L	66-72	3-5
2/22/1940	H	W	32-26	5-15	1/31/1955	H	W	106-67	4-5
2/14/1941	A	L	36-39	5-16	12/20/1955	A	L	74-89	4-6
2/22/1941	H	L	26-28	5-17	2/4/1956	H	W	84-78	5-6
1/17/1942	A	L	31-41	5-18	3/3/1956	H	L	56-58	5-7
2/21/1942	H	W	45-36	6-18	12/18/1956	A	L	74-105	5-8
2/6/1943	A	W	33-32	7-18	2/9/1957	H	L	81-87	5-9
2/22/1943	H	W	59-41	8-18	3/8/1957	H	L	62-83	5-10
2/7/1947	A	L	47-74	8-19	12/17/1957	A	L	74-76 (OT)	5-11
2/22/1947	H	W	45-37	9-19	2/8/1958	H	L	60-72	5-12
2/11/1948	A	L	57-65	9-20	3/7/1958	H	L	70-81	5-13
2/23/1948	H	W	69-57	10-20	12/16/1958	A	L	67-98	5-14
2/16/1949	A	L	64-84	10-21	2/14/1959	H	L	62-64	5-15
2/22/1949	H	W	77-53	11-21	12/8/1959	A	L	62-84	5-16
2/14/1950	A	L	75-88	11-22	2/13/1960	H	L	57-103	5-17
2/22/1950	H	L	70-72	11-23	12/13/1960	A	L	72-75	5-18
1/12/1951	A	W	77-59	12-23	2/11/1961	H	L	88-93	5-19
2/10/1951	H	W	68-67	13-23	12/12/1961	A	L	61-97	5-20
1/7/1952	H	L	65-81	13-24	1/15/1962	H	L	73-82	5-21
2/19/1952	A	L	79-85	13-25	3/1/1962	H	L	75-97	5-22
1/13/1953	A	W	95-66	14-25	12/11/1962	A	L	59-78	5-23
2/20/1953	H	W	88-79	15-25	2/16/1963	H	L	72-89	5-24
1/8/1954	A	W	70-68	16-25	2/28/1963	H	L	46-75	5-25
2/20/1954	H	W	78-73	17-25	12/10/1963	A	L	71-79	5-26
12/8/1954	A	W	95-78	18-25	2/15/1964	H	L	66-74	5-27
2/17/1955	H	L	86-91	18-26	12/8/1964	A	L	65-67	5-28
12/6/1955	A	L	76-78	18-27	1/9/1965	H	W	74-71	6-28
2/22/1956	H	W	88-70	19-27	12/14/1965	A	L	85-95	6-29
3/2/1956	H	W	65-56	20-27	2/11/1966	H	W	84-82	7-29
12/11/1956	A	L	83-86 (OT)	20-28	12/13/1966	A	L	75-103	7-30
2/26/1957	H	L	68-77	20-29	2/17/1967	H	L	93-105	7-31
12/10/1957	A	W	75-65	21-29	3/3/1967	N	L	70-82	7-32
2/22/1958	H	W	80-79	22-29	12/13/1967	A	L	66-87	7-33
12/9/1958	A	W	78-63	23-29	2/13/1968	H	L	83-84	7-34
2/16/1959	H	W	69-62	24-29	3/1/1968	N	L	81-102	7-35
12/15/1959	N	W	71-55	25-29	12/11/1968	A	W	80-79	8-35
12/5/1960	N	W	80-51	26-29	2/17/1969	H	L	78-87	8-36
Home: 15-7 Away: 9-22 Neutral: 2-0					12/6/1969	A	L	72-97	8-37
					2/19/1972	H	W	99-87	9-37
Washington College (1-0)					12/4/1972	H	L	48-55	9-38
Date	Site	W/L	Score	Series	2/13/1973	A	W	78-75	10-38
11/24/1978	H	W	93-68	1-0	1/23/1974	A	L	76-79	10-39
					2/18/1974	H	W	84-83	11-39

Richmond Men's Basketball

2022-23 Media Guide

2/17/1975	H	W	84-82 (OT)	12-39	1/17/1928	A	L	22-25	14-15
2/25/1976	A	L	84-109	12-40	2/4/1928	H	L	27-41	14-16
3/16/2001	H	W	79-56	13-40	1/19/1929	H	W	36-32	15-16
11/26/2015	N	L	59-67	13-41	2/21/1929	A	L	30-34	15-17
12/13/2020	A	L	71-87	13-42	1/18/1930	A	L	22-31	15-18
Home: 10-18 (Robins Center: 3-1)					2/22/1930	H	L	22-34	15-19
Away: 3-20 Neutral: 0-4					2/9/1931	H	L	38-46	15-20
West Virginia Tech (4-0)					2/21/1931	A	L	10-40	15-21
					2/6/1932	A	L	22-31	15-22
Date	Site	W/L	Score	Series	2/20/1932	H	L	33-47	15-23
2/3/1979	H	W	71-60	1-0	2/4/1933	H	L	25-49	15-24
11/30/1979	H	W	114-96	2-0	2/23/1933	A	L	37-40	15-25
12/20/1980	H	W	94-75	3-0	2/3/1934	H	W	27-24	16-25
1/7/1982	H	W	76-58	4-0	2/25/1934	A	L	25-27	16-26
Home: 4-0 (Robins Center: 4-0)					2/8/1935	A	W	46-20	17-26
Western Maryland (1-0)					2/26/1935	H	W	58-39	18-26
Date	Site	W/L	Score	Series	2/25/1936	A	W	59-39	19-26
1/21/1922	H	W	32-19	1-0	3/2/1936	H	W	65-21	20-26
Western Michigan (1-1)					2/4/1937	A	W	48-22	21-26
Date	Site	W/L	Score	Series	2/17/1937	H	W	40-21	22-26
12/28/1999	H	L	61-64	0-1	2/14/1938	H	W	43-28	23-26
11/25/2000	A	W	86-70	1-1	2/26/1938	A	W	46-42	24-26
Home: 0-1 (Robins Center: 0-1) Away: 1-0					2/11/1939	A	W	39-36	25-26
William & Mary (103-97)					2/23/1939	H	W	40-31	26-26
Date	Site	W/L	Score	Series	1/10/1940	H	W	35-33	27-26
2/18/1914	A	L	26-32	0-1	2/19/1940	A	L	38-43	27-27
3/4/1914	H	W	31-15	1-1	2/3/1941	A	L	32-37	27-28
2/13/1915	H	W	22-17	2-1	2/20/1941	H	W	46-41	28-28
3/3/1915	A	L	27-29	2-2	1/13/1942	H	L	33-47	28-29
2/9/1916	A	L	33-38	2-3	2/17/1942	A	L	29-42	28-30
2/16/1916	H	L	22-33	2-4	1/12/1943	A	L	27-40	28-31
2/7/1917	A	W	28-16	3-4	2/2/1943	H	L	20-40	28-32
2/21/1917	H	W	37-17	4-4	1/15/1944	H	L	55-58 (OT)	28-33
2/13/1918	A	L	25-34	4-5	2/28/1944	A	W	47-42	29-33
2/27/1918	H	W	46-30	5-5	1/12/1945	A	W	58-37	30-33
2/8/1919	H	L	17-33	5-6	1/19/1946	H	W	39-38	31-33
2/15/1919	A	L	19-20	5-7	2/20/1946	A	L	40-44	31-34
2/11/1920	H	L	20-22	5-8	1/11/1947	H	L	45-47	31-35
2/21/1920	A	W	42-29 (OT)	6-8	1/18/1947	A	W	40-34	32-35
2/12/1921	A	L	20-45	6-9	1/17/1948	H	L	47-50	32-36
2/22/1921	H	L	23-38	6-10	2/29/1948	A	L	47-52	32-37
2/4/1922	A	L	13-26	6-11	2/9/1949	A	L	47-61	32-38
2/18/1922	H	W	22-20	7-11	2/26/1949	H	L	53-82	32-39
1/27/1923	H	W	31-15	8-11	2/4/1950	H	L	47-50	32-40
2/24/1923	A	L	22-32	8-12	2/25/1950	A	L	54-81	32-41
1/28/1924	A	L	22-25	8-13	1/20/1951	A	L	46-64	32-42
2/22/1924	H	W	31-15	9-13	2/24/1951	H	L	58-76	32-43
1/23/1925	H	W	42-33	10-13	1/19/1952	A	L	70-86	32-44
2/25/1925	A	W	27-26	11-13	2/23/1952	H	W	80-61	33-44
1/15/1926	A	W	30-19	12-13	1/17/1953	H	W	82-78	34-44
3/2/1926	H	W	30-23	13-13	2/28/1953	A	W	76-70	35-44
1/18/1927	H	W	20-18	14-13	1/16/1954	H	W	85-73	36-44
2/26/1927	A	L	14-25	14-14	2/27/1954	A	W	68-63	37-44
					1/15/1955	H	W	92-71	38-44
					2/26/1955	A	L	78-93	38-45
					3/3/1955	H	W	90-75	39-45

Richmond Men's Basketball

2022-23 Media Guide

12/29/1955	H	W	72-60	40-45	1/14/1978	A	L	43-75	65-76
1/14/1956	H	W	75-53	41-45	2/18/1978	H	L	48-59	65-77
2/25/1956	A	L	77-79	41-46	12/30/1978	N	W	64-62 (OT)	66-77
3/1/1956	H	W	79-62	42-46	1/13/1979	H	W	83-72	67-77
1/12/1957	H	W	68-55	43-46	2/17/1979	A	L	64-68	67-78
3/2/1957	A	W	82-73	44-46	1/19/1980	A	L	81-82	67-79
1/11/1958	H	L	66-72	44-47	2/9/1980	H	L	74-83	67-80
3/1/1958	A	W	79-67 (30T)	45-47	2/26/1980	A	L	77-78	67-81
1/10/1959	A	L	65-83	45-48	1/14/1981	H	L	42-44	67-82
2/21/1959	H	W	71-66	46-48	2/11/1981	A	W	53-51	68-82
2/26/1959	H	L	69-87	46-49	1/20/1982	A	L	47-70	68-83
12/30/1959	H	W	71-65	47-49	2/6/1982	H	W	60-55	69-83
1/9/1960	H	L	76-90	47-50	1/26/1983	A	L	68-76	69-84
2/20/1960	A	L	42-64	47-51	2/23/1983	H	L	47-49	69-85
12/30/1960	H	W	101-87	48-51	1/28/1984	H	W	69-60	70-85
1/7/1961	H	L	60-63	48-52	3/3/1984	A	L	65-83	70-86
2/25/1961	A	L	84-105	48-53	1/26/1985	A	W	82-76 (OT)	71-86
1/6/1962	H	W	73-65	49-53	3/2/1985	H	W	68-58	72-86
2/24/1962	A	L	49-54	49-54	1/4/1986	H	W	52-36	73-86
12/29/1962	H	L	59-76	49-55	2/1/1986	A	W	67-47	74-86
1/5/1963	H	W	59-55	50-55	3/1/1986	H	W	61-50	75-86
2/23/1963	A	L	39-75	50-56	1/3/1987	A	W	68-66	76-86
1/11/1964	H	W	53-52	51-56	1/31/1987	H	W	70-50	77-86
2/22/1964	A	L	53-84	51-57	1/30/1988	A	W	77-69	78-86
1/16/1965	H	L	59-61	51-58	2/27/1988	H	W	73-65	79-86
2/20/1965	A	L	77-87	51-59	1/28/1989	H	W	76-60	80-86
1/15/1966	A	L	65-71	51-60	2/25/1989	A	W	76-68	81-86
2/19/1966	H	W	76-73	52-60	1/27/1990	A	W	71-66	82-86
1/14/1967	H	W	90-78	53-60	2/24/1990	H	W	72-54	83-86
2/25/1967	A	L	69-79	53-61	1/26/1991	H	W	80-63	84-86
1/13/1968	A	L	92-98 (OT)	53-62	2/23/1991	A	L	69-71	84-87
2/24/1968	H	W	108-81	54-62	1/18/1992	H	W	82-65	85-87
12/21/1968	N	W	106-62	55-62	2/15/1992	A	W	83-54	86-87
1/18/1969	H	W	80-75	56-62	1/20/1993	H	W	54-53	87-87
2/22/1969	A	W	96-80	57-62	2/22/1993	A	L	63-66	87-88
12/11/1969	A	L	74-81	57-63	1/17/1994	H	W	85-63	88-88
2/21/1970	H	W	78-60	58-63	2/5/1994	A	W	105-73	89-88
12/1/1970	N	L	68-69	58-64	1/24/1995	H	L	71-75	89-89
12/3/1970	N	L	84-97	58-65	2/4/1995	A	W	66-64	90-89
1/9/1971	H	L	69-72	58-66	1/10/1996	H	L	78-79	90-90
2/27/1971	A	L	82-103	58-67	2/3/1996	A	L	64-81	90-91
3/5/1971	N	W	66-64	59-67	1/11/1997	H	W	82-72	91-91
1/8/1972	H	L	68-73 (20T)	59-68	2/8/1997	A	L	50-57	91-92
2/26/1972	A	L	62-85	59-69	1/19/1998	H	W	70-59	92-92
3/2/1972	N	L	82-98	59-70	2/7/1998	A	L	70-73	92-93
1/6/1973	A	W	65-58	60-70	12/5/1998	A	L	55-56	92-94
2/24/1973	H	L	64-66	60-71	2/20/1999	H	W	82-65	93-94
12/11/1973	A	L	71-73 (OT)	60-72	1/15/2000	H	W	77-64	94-94
2/23/1974	H	W	88-81	61-72	2/19/2000	A	W	71-60	95-94
2/6/1975	H	W	84-75	62-72	1/20/2001	H	L	57-60	95-95
2/22/1975	A	L	60-72	62-73	2/3/2001	A	W	57-49	96-95
1/31/1976	A	W	80-72	63-73	12/31/2005	H	W	52-50	97-95
2/21/1976	H	L	102-107	63-74	12/31/2006	A	L	53-61	97-96
3/3/1976	N	W	84-78	64-74	11/28/2007	H	W	58-55	98-96
1/15/1977	H	L	62-67	64-75	11/19/2009	A	L	71-78	98-97
2/19/1977	A	W	78-77	65-75	11/15/2010	H	W	73-49	99-97

Richmond Men's Basketball

2022-23 Media Guide

11/30/2011	A	W	92-61	100-97
11/28/2012	H	W	86-78 (OT)	101-97
12/4/2013	A	W	71-60	102-97
12/3/2014	H	W	68-67	103-97
Home: 66-35 (Robins Center: 25-10)				
Away: 33-59 Neutral: 4-3				

Date	Site	W/L	Score	Series
2/23/1917	A	L	18-42	0-1
Yale (1-0)				
Date	Site	W/L	Score	Series
1/2/1936	H	W	51-30	1-0
Home: 1-0				

Wisconsin (1-1)

Date	Site	W/L	Score	Series
3/19/2004	N	L	64-76	0-1
11/25/2019	N	W	62-52	1-1
Neutral: 1-1				

Wofford (5-0)

Date	Site	W/L	Score	Series
11/27/1996	H	W	87-55	1-0
2/19/1997	A	W	65-55	2-0
11/20/2012	H	W	64-58	3-0
12/7/2020	H	W	77-72	4-0
12/1/2021	A	W	73-64	5-0
Home: 3-0 (Robins Center: 3-0) Away: 2-0				

Wright State (1-1)

Date	Site	W/L	Score	Series
11/26/2010	N	W	71-61	1-0
3/25/2013	A	L	51-57	1-1
Away: 1-0 Neutral: 0-1				

Wyoming (0-1)

Date	Site	W/L	Score	Series
11/21/2018	N	L	66-68	0-1

Xavier (5-13)

Date	Site	W/L	Score	Series
1/12/2002	A	L	62-72	0-1
2/2/2002	H	L	64-67	0-2
3/9/2002	N	L	60-73	0-3
1/7/2003	A	W	67-59	1-3
2/1/2003	H	L	52-66	1-4
1/25/2004	A	W	53-44	2-4
2/10/2004	H	L	51-62	2-5
1/19/2005	A	L	57-81	2-6
3/2/2005	H	L	64-73	2-7
2/8/2006	H	L	51-63	2-8
2/17/2007	A	L	50-71	2-9
3/8/2008	A	L	61-86	2-10
3/7/2009	H	W	80-75	3-10
2/28/2010	A	L	76-78 (2 OT)	3-11
3/13/2010	N	W	89-85 (OT)	4-11
1/29/2011	H	L	62-85	4-12
2/25/2012	A	L	57-65	4-13
2/2/2013	H	W	73-71	5-13
Home: 2-6 (Robins Center: 2-6)				
Away: 2-6 Neutral: 1-1				

Yale (1-0)

Date	Site	W.L	Score	Series
1/2/1936	H	W	51-30	1-0

YMCA (1-0)

YEAR-BY-YEAR RESULTS

<i>YEAR</i>	<i>RECORD (CONFERENCE)</i>	<i>POSTSEASON</i>	<i>COACH</i>
1913-14	12-7, 5-1	--	Frank M. Dobson
1914-15	6-6, 3-3	--	Frank M. Dobson
1915-16	7-9, 2-4	--	Frank M. Dobson
1916-17	7-5, 5-1	--	Frank M. Dobson
1917-18	3-6, 3-3	--	Dave Satterfield, Jr.
1918-19	1-5	--	Robert C. Marshall
1919-20	4-11, 3-3	--	Frank M. Dobson
1920-21	4-14	--	Frank M. Dobson
1921-22	10-4	--	Frank M. Dobson
1922-23	9-4	--	Frank M. Dobson
1923-24	14-5, 7-2 (Va. Conf.)	--	Frank M. Dobson
1924-25	13-4, 8-1 (Va. Conf.)	--	Frank M. Dobson
1925-26	16-6, 9-1 (Va. Conf.)	--	Frank M. Dobson
1926-27	14-4, 7-3 (Va. Conf.)	--	Frank M. Dobson
1927-28	11-5, 7-3 (Va. Conf.)	--	Frank M. Dobson
1928-29	10-5, 8-2 (Va. Conf.)	--	Frank M. Dobson
1929-30	7-8, 5-6 (Va. Conf.)	--	Frank M. Dobson
1930-31	6-8, 3-6 (Va. Conf.)	--	Frank M. Dobson
1931-32	10-3, 7-3 (Va. Conf.)	--	Frank M. Dobson
1932-33	8-4, 6-4 (Va. Conf.)	--	Frank M. Dobson
1933-34	10-5, 4-4 (Va. Conf.)	--	Malcolm U. Pitt
1934-35	20-0	--	Malcolm U. Pitt
1935-36	14-6	--	Malcolm U. Pitt
1936-37	13-7, 6-4 (Southern)	--	Malcolm U. Pitt
1937-38	15-5, 8-4 (Southern)	--	Malcolm U. Pitt
1938-39	10-10, 5-5 (Southern)	--	Malcolm U. Pitt
1939-40	11-6, 6-5 (Southern)	--	Malcolm U. Pitt
1940-41	11-10, 7-6 (Southern)	--	Malcolm U. Pitt
1941-42	9-10, 4-8 (Southern)	--	Malcolm U. Pitt
1942-43	11-5, 4-4 (Southern)	--	Malcolm U. Pitt
1943-44	7-6, 3-2 (Southern)	--	Malcolm U. Pitt
1944-45	3-4, 2-0 (Southern)	--	Malcolm U. Pitt
1945-46	8-12, 3-7 (Southern)	--	Malcolm U. Pitt
1946-47	17-9, 8-5 (Southern)	--	Malcolm U. Pitt
1947-48	8-14, 4-9 (Southern)	--	Malcolm U. Pitt
1948-49	8-15, 5-10 (Southern)	--	Malcolm U. Pitt
1949-50	8-16, 4-13 (Southern)	--	Malcolm U. Pitt
1950-51	7-14, 5-10 (Southern)	--	Malcolm U. Pitt
1951-52	7-15, 3-11 (Southern)	--	Malcolm U. Pitt
1952-53	20-7, 13-5 (Southern)	--	H. Lester Hooker, Jr.
1953-54	23-8, 10-3 (Southern)	--	H. Lester Hooker, Jr.
1954-55	19-9, 9-4 (Southern)	--	H. Lester Hooker, Jr.
1955-56	16-13, 8-6 (Southern)	--	H. Lester Hooker, Jr.
1956-57	15-11, 9-7 (Southern)	--	H. Lester Hooker, Jr.
1957-58	14-12, 7-8 (Southern)	--	H. Lester Hooker, Jr.
1958-59	11-11, 5-8 (Southern)	--	H. Lester Hooker, Jr.
1959-60	7-18, 2-12 (Southern)	--	H. Lester Hooker, Jr.
1960-61	9-14, 5-11 (Southern)	--	H. Lester Hooker, Jr.
1961-62	6-21, 5-11 (Southern)	--	H. Lester Hooker, Jr.
1962-63	7-18, 3-13 (Southern)	--	H. Lester Hooker, Jr.
1963-64	6-16, 4-12 (Southern)	--	Lewis Mills
1964-65	10-16, 6-10 (Southern)	--	Lewis Mills
1965-66	12-13, 9-7 (Southern)	--	Lewis Mills
1966-67	11-12, 9-7 (Southern)	--	Lewis Mills

Richmond Men's Basketball

2022-23 Media Guide

YEAR	RECORD (CONFERENCE)	POSTSEASON	COACH
1967-68	12-13, 8-8 (Southern)	--	Lewis Mills
1968-69	13-14, 6-7 (Southern)	--	Lewis Mills
1969-70	9-18, 4-9 (Southern)	--	Lewis Mills
1970-71	7-21, 3-9 (Southern)	--	Lewis Mills
1971-72	6-19, 3-9 (Southern)	--	Lewis Mills
1972-73	8-16, 5-9 (Southern)	--	Lewis Mills
1973-74	16-12, 10-4 (Southern)	--	Lewis Mills
1974-75	10-16, 7-7 (Southern)	--	Carl Slone
1975-76	14-14, 7-7 (Southern)	--	Carl Slone
1976-77	15-11	--	Carl Slone
1977-78	4-22	--	Carl Slone
1978-79	10-16	--	Lou Goetz
1979-80	13-14, 4-3 (ECAC South)	--	Lou Goetz
1980-81	15-14, 5-6 (ECAC South)	--	Lou Goetz
1981-82	18-11, 6-4 (ECAC South)	NIT 1st Rd	Dick Tarrant
1982-83	12-16, 2-7 (CAA)	--	Dick Tarrant
1983-84	22-10, 7-3 (CAA)	CAA Champs (T,R) NCAA 2nd Rd	Dick Tarrant
1984-85	21-11, 11-3 (CAA)	CAA Champs (R) NIT 2nd Rd	Dick Tarrant
1985-86	23-7, 12-2 (CAA)	NCAA 1st Rd	Dick Tarrant
1986-87	15-14, 8-6 (CAA)	--	Dick Tarrant
1987-88	26-7, 11-3 (CAA)	CAA Champs (T,R) NCAA Sweet 16	Dick Tarrant
1988-89	21-10, 13-1 (CAA)	CAA Champs (R) NIT 2nd Rd	Dick Tarrant
1989-90	22-10, 10-4 (CAA)	CAA Champs (T) NCAA 1st Rd	Dick Tarrant
1990-91	22-10, 10-4 (CAA)	CAA Champs (T) NCAA 2nd Rd	Dick Tarrant
1991-92	22-8, 12-2 (CAA)	CAA Champs (R) NIT 1st Rd	Dick Tarrant
1992-93	15-12, 10-4 (CAA)	--	Dick Tarrant
1993-94	14-14, 8-6 (CAA)	--	Bill Dooley
1994-95	8-20, 3-11 (CAA)	--	Bill Dooley
1995-96	8-20, 3-13 (CAA)	--	Bill Dooley
1996-97	13-15, 7-9 (CAA)	--	Bill Dooley
1997-98	23-8, 12-4 (CAA)	CAA Champs (T) NCAA 2nd Rd	John Beilein
1998-99	15-12, 10-6 (CAA)	--	John Beilein
1999-00	18-12, 11-5 (CAA)	--	John Beilein
2000-01	22-7, 12-4 (CAA)	NIT 2nd Rd	John Beilein
2001-02	22-14, 11-5 (A10)	NIT Quarterfinals	John Beilein
2002-03	16-13, 10-6 (A10)	NIT 1st Rd	Jerry Wainwright
2003-04	20-13, 10-6 (A10)	NCAA 1st Rd	Jerry Wainwright
2004-05	14-15, 8-8 (A10)	--	Jerry Wainwright
2005-06	13-17, 6-10 (A10)	--	Chris Mooney
2006-07	8-22, 4-12 (A10)	--	Chris Mooney
2007-08	16-15, 9-7 (A10)	CBI 1st Rd	Chris Mooney
2008-09	20-16, 9-7 (A10)	CBI Semifinals	Chris Mooney
2009-10	26-9, 13-3 (A10)	NCAA 1st Rd	Chris Mooney
2010-11	29-8, 13-3 (A10)	A10 Champs (T) NCAA Sweet 16	Chris Mooney
2011-12	16-16, 7-9 (A10)	--	Chris Mooney
2012-13	19-15, 8-8 (A10)	CBI Second Rd	Chris Mooney
2013-14	19-14, 8-8 (A10)	--	Chris Mooney
2014-15	21-14, 12-6 (A10)	NIT Quarterfinals	Chris Mooney
2015-16	16-16, 7-11 (A10)	--	Chris Mooney
2016-17	22-13, 13-5 (A10)	NIT Quarterfinals	Chris Mooney
2017-18	12-20, 9-9 (A10)	--	Chris Mooney
2018-19	13-20, 6-12 (A10)	--	Chris Mooney
2019-20	24-7, 14-4 (A10)	Canceled due to COVID-19	Chris Mooney
2020-21	14-9, 6-5 (A10)	NIT Quarterfinals	Chris Mooney
2021-22	24-13, 10-8 (A10)	A10 Champs (T) NCAA 2nd Rd	Chris Mooney

ALL-TIME RESULTS

1913-1914 (12-7, 5-1)

(H: 7-3; A: 5-4)
 HEAD COACH: Frank M. Dobson
 CAPTAIN: Carl Luebbert

Dec.4	Richmond Howitzers.....	L	12-40
Dec.6	at Richmond Blues#.....	W	18-10
Dec.11	Med. Col. of Va.(!).....	W	39-21
Jan.8	John Marshall A.C.(!).....	W	41-23
Jan.9	at F'burg YMCA.....	W	42-31
Jan.13	at Randolph-Macon*.....	W	32-31
Jan.16	Union Theological.....	W	32-21
Jan.22	Richmond Howitzers.....	L	21-29
Jan.28	at Richmond Blues#.....	W	43-21
Jan.31	Hampden-Sydney (1).....	W	38-16
Feb.4	Va. Christian Coll.....	L	31-35
Feb.12	at Hampden-Sydney.....	W	41-29
Feb.12	at Lynchburg YMCA.....	L	16-80
Feb.13	at Roanoke.....	L	19-54
Feb.14	at Va. Christian Coll.....	L	30-53
Feb.18	at William & Mary.....	L	26-32
Feb.23	John Marshall AC (!).....	W	35-31
Feb.25	Randolph-Macon.....	W	30-28
Mar.4	William & Mary.....	W	31-15

(1) - 1st intercollegiate game played in Richmond
 *Overtime; Howitzer's Army was home court
 #Blues Army; (!) McGills Catholic Union
 STARTERS

Brock, Robert (F).....	7-4
Luebbert, Carl (F).....	12-7
Heubi, G.P.(C).....	5-7
Mitchell, Perry (G).....	2-0
Satterfield, Dave (G).....	1-5

1914-15 (6-6, 3-3)

(H: 3-2; A: 2-4; N: 1-0)
 HEAD COACH: Frank M. Dobson
 CAPTAIN: Carl Luebbert

Jan.19	McGills Cath. Union.....	W	37-21
Jan.20	at Virginia.....	L	14-59
Jan.21	Virginia Tech (!).....	L	20-40
Jan.27	at Richmond Gray's.....	W	46-24
Feb.2	at McGills Catholic Union.....	W	68-14
Feb.6	at Hampden-Sydney*.....	W	27-23
Feb.10	at Randolph-Macon.....	L	12-23
Feb.13	William & Mary.....	W	22-17
Feb.17	Hampden-Sydney.....	W	54-13
Feb.25	at Richmond Hwtzers.....	L	24-25
Feb.27	Randolph-Macon.....	L	17-33
Mar.3	at William & Mary.....	L	27-29

(!) Gray's Army; *Farmville Army
 NOTE: Howitzers' Army was home court
 STARTERS

Luebbert, Carl (F).....	9-2
Wood, Wiley (F).....	12-0
Logan, J.P.(C).....	0-4
Satterfield, Dave (C).....	0-7
Cox, C.C.(G).....	1-3
Mitchell Perry (G).....	2-7

1915-16 (7-9, 2-4)

(H: 6-3; A: 1-6)
 HEAD COACH: Frank M. Dobson
 CAPTAIN: Perry Mitchell

Jan.8	Fairmount A.C.....	W	28-11
Jan.13	John Marshall H.S.....	W	40-36
Jan.18	at Cardinal A.C.(Lynchburg) L	15-40	
Jan.19	at Staunton.....	L	23-58
Jan.20	at Virginia M.A.....	W	34-32
Jan.21	at Washington & Lee.....	L	26-31
Jan.22	at VMI.....	L	17-34
Jan.28	Hampden-Sydney.....	W	48-18
Feb.3	McGills Catholic Union.....	W	75-23
Feb.9	at William & Mary.....	L	33-38
Feb.12	Randolph-Macon.....	W	30-24
Feb.14	Delaware.....	L	24-29
Feb.16	William & Mary.....	L	22-33
Feb.18	at Hampden-Sydney.....	L	21-34
Feb.22	Jefferson School (Ch'ville).....	W	63-13
Feb.26	Randolph-Macon.....	L	20-31

NOTE: Howitzers Army was home court
 STARTERS

Cosby, Lynn (F).....	4-7
Wood, Wiley (F).....	15-3
Satterfield, Dave (C).....	4-3
Cosby, A.B. (G).....	2-0
Cox, C.C. (G).....	1-3

1916-17 (7-5, 5-1)

(H: 2-1; A: 5-4)
 HEAD COACH: Frank M. Dobson
 CAPTAIN: Wiley Wood

Jan.24	at Virginia.....	L	20-31
Jan.25	at Staunton Military.....	W	20-16
Jan.26	at Washington & Lee.....	L	17-34
Jan.27	at VMI.....	L	23-32
Jan.31	at Church Hill A.C.....	W	42-20
Feb.3	at Hampden-Sydney.....	W	25-16
Feb.7	at William & Mary.....	W	28-16
Feb.10	Hampden-Sydney***.....	W	30-29
Feb.17	at Randolph-Macon.....	W	20-18
Feb.21	William & Mary.....	W	37-17
Feb.23	at YMCA.....	L	18-42
Feb.28	Randolph-Macon.....	L	19-23

***Triple Overtime Temporary Gym was home court
 STARTERS

Wood, Wiley (F).....	9-2
Dickerson, Edwim (F).....	7-6
Tyson, Lee (C).....	2-9
Wicker, Caldwell (G).....	2-0
Corr, Richard (G).....	0-2

1917-18 (3-6, 3-3)

(H: 3-2; A: 0-4)
 HEAD COACH: Dave Satterfield, Jr.
 CAPTAIN: Edwin Dickerson

Jan.25	at Virginia.....	L	34-64
Jan.26	Richmond YMCA#.....	L	19-40
Feb.2	at Richmond YMCA.....	L	31-39
Feb.8	Hampden-Sydney*.....	L	28-33
Feb.13	at William & Mary.....	L	25-34
Feb.16	Randolph-Macon#.....	W	31-24
Feb.21	at Hampden-Sydney#.....	L	19-26
Feb.23	Randolph-Macon#.....	W	26-23
Feb.27	William & Mary#.....	W	46-30

*Temporary Gym # Howitzers Army
 STARTERS

Caravati, Charles (F).....	5-8
Dickerson, Edwim (F).....	9-6
Mottley, Robert (C).....	6-3
Knight, Irving (G).....	2-5
Robinson, Ellyson (G).....	6-9

1918-19 (1-5)

(H: 1-2; A: 0-3)
 HEAD COACH: Robert C. Marshall
 CAPTAIN: Robert Mottley

Jan.28	at Hampden-Sydney.....	L	6-33
Feb.8	William & Mary.....	L	17-33
Feb.12	Randolph-Macon.....	L	23-35
Feb.15	at William & Mary.....	L	19-20
Feb.19	Hampden-Sydney.....	W	22-16
Feb.22	at Randolph-Macon.....	L	1-63

Howitzers Army was home court
 STARTERS

Street, J.F.(F).....	0-3
Yates, James (F).....	3-3
Knight, Irving (C).....	3-6
Mottley, Robert (G).....	2-8
Tribble, Harold (G).....	4-0

1919-20 (4-11, 3-3)

(H: 1-7; A: 3-4)
 HEAD COACH: Frank M. Dobson
 CAPTAIN: Robert Mottley

Dec.12	Union Theological \$.....	L	18-32
--------	---------------------------	---	-------

Jan.17	Medical College(!).....	L	20-45
Jan.20	at Virginia.....	L	13-55
Jan.21	at Ch-ville YMCA.....	W	29-18
Jan.22	at Staunton Military.....	L	22-32
Jan.23	at Washington & Lee.....	L	6-51
Jan.31	Church Hill A.C(!).....	L	16-53
Feb.4	Medical College(!).....	L	40-52
Feb.7	at Hampden-Sydney.....	W	22-12
Feb.11	William & Mary#.....	L	20-22
Feb.14	at Randolph-Macon.....	L	26-29
Feb.18	Hampden-Sydney#.....	W	24-17
Feb.21	at William & Mary*.....	W	42-39
Feb.25	Randolph-Macon#.....	L	15-41
Feb.26	Virginia#.....	L	17-46

*Overtime; #Blues City Army; \$Temp. Gym
 %Grays City Army (!)YWCA
 STARTERS

Ziegler, William (F).....	12-0
Mottley, Robert (F).....	7-3
Carlton, Graham (C).....	7-5
Snead, Hobson (G).....	
Thompson, C.W. (G).....	

1920-21 (4-14)

(H: 4-7; A: 0-7)
 HEAD COACH: Frank M. Dobson
 CAPTAIN: Robert Mottley

Jan.8	Mrchts Natl. Bank#.....	L	24-34
Jan.15	Medical College(!).....	L	24-35
Jan.19	at Virginia.....	L	15-33
Jan.20	at Elks of Lynchburg.....	L	23-39
Jan.21	at Washington & Lee.....	L	16-21
Jan.22	at VMI.....	L	18-57
Jan.27	Elon*#.....	W	30-28
Feb.2	Church Hill A.C.....	L	23-39
Feb.4	at Park View/Portsm'th.....	L	21-31
Feb.5	at Robnors/Norfolk.....	L	34-54
Feb.9	Richmond A.C.***.....	W	41-40
Feb.11	Hampden-Sydney.....	W	30-9
Feb.12	at William & Mary.....	L	20-45
Feb.14	Wake Forest.....	L	22-30
Feb.17	Medical College.....	L	26-39
Feb.19	Randolph-Macon.....	W	30-17
Feb.22	William & Mary.....	L	23-38
Feb.24	Virginia.....	L	30-35

*Overtime **Triple Overtime
 #Game played at Red Cross Bldg. on campus
 %First game played at The Playhouse (also referred to as The Chapel Bldg. and University Auditorium)
 (!) at YWCA
 STARTERS

Fray, Curtis (F).....	Fr.	3-7
Ziegler, William (F).....	So.	11-8
Graham, Carlton (C).....	So.	3-7
Bethel, Ralph (G).....	Fr.	1-8
Mottley, Robert (G).....	Sr.	4-9

1921-22 (10-4)

(H: 9-0; A: 1-4)
 HEAD COACH: Frank M. Dobson
 CAPTAIN: William Ziegler

Jan.13	Bridgewater.....	W	35-22
Jan.16	South Carolina.....	W	27-25
Jan.20	at Randolph-Macon.....	W	44-14
Jan.21	Western Maryland.....	W	32-19
Jan.23	at Virginia.....	L	21-28
Jan.24	at Elks of Lynchburg.....	L	19-25
Jan.27	Hampden-Sydney.....	W	27-10
Feb.4	at William & Mary.....	L	13-26
Feb.7	Union Theological.....	W	48-21
Feb.14	Richmond Blues.....	W	21-16
Feb.16	Lynchburg.....	W	24-19
Feb.18	William & Mary.....	W	22-20
Feb.22	Randolph-Macon.....	W	30-17
Feb.24	at Wesley's (Norfolk).....	L	25-33

NOTE: All home games played in the University auditorium.
 STARTERS

Richmond Men's Basketball

2022-23 Media Guide

Fray, Curtis (F).....So.	9.1	Feb. 16	at Hampden-Sydney.....W	40-17	Jan. 28	St. John's (Md.).....W	34-27
Ziegler, William (F).....Jr.	11.3	Feb. 17	at Lynchburg.....W	23-17	Jan. 30	Emory & Henry.....W	40-39
Carlton, Graham (C).....Jr.	5.4	Feb. 20	Bridgewater.....W	29-23	Feb. 1	at Virginia.....L	30-38
Allen, John (G).....		Feb. 25	at William & Mary.....W	27-26	Feb. 4	William & Mary.....L	27-41
Bethel, Ralph (G).....So.	1.6				Feb. 8	at Randolph-Macon.....W	43-32

Feb. 10	Bridgewater.....W	43-26
Feb. 14	Concord College.....W	42-33
Feb. 17	at Medical College.....L	31-33
Feb. 22	Virginia Tech.....W	36-26
Feb. 24	Lynchburg.....W	49-34
Feb. 27	Hampden-Sydney.....W	56-21

1922-23 (9-4)

(H: 7-2; A: 2-2)

HEAD COACH: Frank M. Dobson

CAPTAIN: Graham Carlton

Jan. 13	Bridgewater.....L	14-19
Jan. 19	Richmond Blues.....W	30-13
Jan. 23	at Randolph-Macon.....W	45-14
Jan. 27	William & Mary.....W	31-15
Jan. 29	at Virginia.....L	21-32
Jan. 30	at Lynchburg.....W	27-22
Feb. 3	Union Theological.....W	49-12
Feb. 8	Florida.....W	27-26
Feb. 10	Hampden-Sydney.....W	33-12
Feb. 12	Trinity (Duke).....L	22-30
Feb. 15	lynchburg.....W	29-27
Feb. 22	Randolph-Macon.....W	30-10
Feb. 24	at William & Mary.....L	22-32

STARTERS

Fray, Curtis (F).....Jr.	7.5	Jan. 30	at Washington & Lee.....L	25-26
Ziegler, William (F).....Sr.	9.5	Jan. 30	at Washington & Lee.....L	25-26
Carlton, Graham (C).....Sr.	6.5	Feb. 4	Stevens Tech.....W	41-31
Bethel, Ralph (G).....Jr.	0.2	Feb. 6	at Randolph-Macon.....W	50-24
Miller, Dave (G).....Fr.	4.5	Feb. 9	Roanoke.....W	37-35

NOTE: All home games, unless otherwise noted, were played on campus at Millhiser Gymnasium until the 1946-47 season when Richmond moved its games to the Blues City Armory.

1923-24 (14-5, 7-2 Va. Conf.)

(H: 11-2; A: 3-3)

HEAD COACH: Frank M. Dobson

CAPTAIN: Curtis Fray

Jan. 8	Union Theological.....W	37-13
Jan. 11	Daleville College.....W	35-15
Jan. 12	Richmond Blues.....W	33-32
Jan. 14	Wake Forest.....W	31-23
Jan. 16	Highland Park A.C.....W	25-21
Jan. 19	Hampden-Sydney.....W	40-23
Jan. 22	Medical College.....W	38-18
Jan. 25	Roanoke.....W	41-17
Jan. 28	at William & Mary.....L	22-25
Jan. 31	at Virginia.....L	13-23
Feb. 1	at Lynchburg.....W	31-26
Feb. 2	at Washington & Lee.....L	7-33
Feb. 6	at Randolph-Macon.....W	22-25
Feb. 9	Maryland.....L	22-24
Feb. 12	Randolph-Macon.....W	53-14
Feb. 14	at Hampden-Sydney.....W	20-19
Feb. 19	lynchburg.....L	27-33
Feb. 22	William & Mary.....W	31-15
Feb. 27	Guilford College.....W	29-27

STARTERS

Bell, E.W. (F).....So.	4.0	Feb. 11	Hampden-Sydney.....L	25-32
Fray, Curtis (F).....Sr.	5.6	Feb. 16	Roanoke.....L	27-29
DeMotte, Joe (C).....Fr.	4.7	Feb. 17	at Lynchburg.....W	41-36
Bethel, Ralph (G).....Sr.		Feb. 18	at Hampden-Sydney.....W	31-23
Miller, Dave (G).....So.	9.5	Feb. 22	Wake Forest.....L	33-38

1924-25 (13-4, 8-1, Va. Conf.)

(H: 8-3; A: 5-1)

HEAD COACH: Frank M. Dobson

CAPTAIN: Dave Miller

Jan. 9	at Medical College.....W	38-23
Jan. 12	N.C. State.....L	14-22
Jan. 15	Union Theological.....W	38-18
Jan. 17	Hampden-Sydney.....W	32-15
Jan. 20	at Virginia.....L	24-34
Jan. 21	Randolph-Macon.....W	33-20
Jan. 23	William & Mary.....W	42-33
Jan. 26	Medical College.....W	44-32
Jan. 30	Stevens Tech (N.J.).....L	17-24
Feb. 2	lynchburg.....L	27-28
Feb. 3	Guilford.....W	39-31
Feb. 7	Duke.....W	35-25
Feb. 10	at Randolph-Macon.....W	38-25

1925-26 (16-6, 9-1, Va. Conf.)

(H: 11-2; A: 5-4)

HEAD COACH: Frank M. Dobson

CAPTAIN: Dave Miller

Jan. 8	Medical College.....W	59-20
Jan. 9	Wake Forest.....W	39-23
Jan. 11	at George Washington.....L	23-28
Jan. 12	at Maryland.....L	14-30
Jan. 15	at William & Mary.....W	30-19
Jan. 18	Randolph-Macon.....L	26-39
Jan. 21	at Virginia.....L	29-55
Jan. 22	at Lynchburg.....W	35-16
Jan. 23	at Hampden-Sydney.....W	34-26
Jan. 28	at VMI.....W	22-16
Jan. 30	at Washington & Lee.....L	20-35
Feb. 2	Virginia Tech.....L	25-26
Feb. 4	Stevens Tech.....W	41-31
Feb. 6	at Randolph-Macon.....W	50-24
Feb. 9	Roanoke.....W	37-35
Feb. 11	Bridgewater.....W	54-27
Feb. 15	Duke.....W	42-30
Feb. 18	Guilford College.....W	35-29
Feb. 20	Hampden-Sydney.....W	48-28
Feb. 23	at Medical College.....W	46-22
Feb. 25	lynchburg.....W	58-27
Mar. 2	William & Mary.....W	30-23

STARTERS

Peterson, Herb (F).....So.	10.5
Seawright, Carl (F).....	5.9
DeMotte, Joe (C).....Jr.	6.7
Miller, Dave (G).....Sr.	3.4
Spose, Al (G).....Sr.	4.6

1926-27 (14-4, 7-3, Va. Conf.)

(H: 7-2; A: 7-2)

HEAD COACH: Frank M. Dobson

CAPTAIN: Joe DeMotte

Jan. 8	Medical College.....W	45-24
Jan. 12	at VMI.....W	48-23
Jan. 13	at Washington & Lee.....W	30-29
Jan. 14	at Virginia.....W	22-17
Jan. 18	William & Mary.....W	20-18
Jan. 21	St. John's (Md.).....W	51-18
Jan. 26	Randolph-Macon.....W	60-14
Jan. 28	at Medical College.....W	51-28
Feb. 2	Union Theological.....W	61-10
Feb. 4	lynchburg.....W	59-21
Feb. 9	Bridgewater.....W	58-27
Feb. 11	Hampden-Sydney.....L	25-32
Feb. 16	Roanoke.....L	27-29
Feb. 17	at Lynchburg.....W	41-36
Feb. 18	at Hampden-Sydney.....W	31-23
Feb. 22	Wake Forest.....L	33-38
Feb. 24	at Randolph-Macon.....W	39-28
Feb. 26	at William & Mary.....L	14-25

STARTERS

Peterson, Herb (F).....Jr.	11.6
Sanford, Taylor (F).....So.	9.9
DeMotte, Joe (C).....Sr.	6.4
Gaskins, Lee (G).....So.	3.9
Bell, E.W. (F).....Sr.	2.0

1927-28 (11-5, 7-3, Va. Conf.)

(H: 8-2; A: 3-3)

HEAD COACH: Frank M. Dobson

CAPTAIN: Herb Peterson

Jan. 7	Medical College.....W	33-16
Jan. 13	at Lynchburg.....W	33-30
Jan. 14	at Hampden-Sydney.....L	38-34
Jan. 17	at William & Mary.....L	22-25
Jan. 21	Randolph-Macon.....L	49-52

STARTERS

Mann, Russell (F).....So.	8.4
Peterson, Herb (F).....Sr.	12.1
Sanford, Taylor (C).....Jr.	8.4
Eacho, Stuart (G).....Fr.	5.6
Gaskins, Lee (G).....Jr.	3.9

1928-29 (10-5, 8-2, Va. Conf.)

(H: 8-3; A: 2-2)

HEAD COACH: Frank M. Dobson

CAPTAIN: Lee Gaskins

Jan. 8	Medical College.....L	46-51
Jan. 14	Hampden-Sydney.....W	26-24
Jan. 15	Roanoke.....W	37-29
Jan. 19	William & Mary.....W	36-32
Jan. 23	Randolph-Macon.....W	51-37
Feb. 1	St. John's (Md.).....L	41-44
Feb. 4	Wake Forest.....W	47-32
Feb. 7	Bridgewater.....W	52-41
Feb. 8	lynchburg.....W	53-27
Feb. 12	at Hampden-Sydney.....W	46-33
Feb. 13	Emory & Henry.....W	36-34
Feb. 15	Concord College.....L	26-31
Feb. 21	at William & Mary.....L	30-34
Feb. 23	at Medical College.....L	48-17
Mar. 2	at Randolph-Macon.....L	30-41

STARTERS

Eacho, Stuart (F).....So.	7.6
Mann, Russell (F).....Jr.	14.2
Sanford, Taylor (C).....Sr.	8.6
Gaskins, Lee (G).....Sr.	6.1
Onesty, Lou (G).....So.	4.5

1929-30 (7-8, 5-6, Va. Conf.)

(H: 4-3 A: 3-5)

HEAD COACH: Frank M. Dobson

CAPTAIN: Russell Mann

Jan. 8	Medical College.....W	37-26
Jan. 11	at Washington & Lee.....L	35-39
Jan. 13	at Roanoke.....W	37-22
Jan. 14	at Lynchburg.....L	30-31
Jan. 18	at William & Mary.....L	22-31
Jan. 21	at Virginia.....L	35-36
Feb. 4	Hampden-Sydney.....W	45-36
Feb. 8	Randolph-Macon*.....L	48-52
Feb. 13	Emory & Henry.....L	32-34
Feb. 18	lynchburg.....W	41-33
Feb. 20	Bridgewater.....W	34-26
Feb. 22	William & Mary.....L	22-34
Feb. 24	at Hampden-Sydney.....W	33-19
Feb. 26	at Medical College.....W	36-24
Mar. 1	at Randolph-Macon.....L	25-33

*Overtime

STARTERS

Adams, Johnny (F).....So.	6.4
Mann, Russell (F).....Sr.	9.0
Eacho, Stuart (C).....Jr.	5.8
Onesty, Lou (G).....Jr.	4.8
Sherman, Lud (G).....So.	4.5

1930-31 (6-8, 3-6, Va. Conf.)

(H: 4-3 A: 2-5)

HEAD COACH: Frank M. Dobson

CAPTAIN: Staurt Eacho

Jan. 9	Alumni.....W	39-28
Jan. 10	Medical College.....W	31-21
Feb. 3	at Roanoke.....W	27-24
Feb. 4	at VMI.....L	28-33
Feb. 5	at Hampden-Sydney.....L	25-31
Feb. 9	William & Mary.....L	38-46
Feb. 13	at Medical College.....W	45-39

Richmond Men's Basketball

2022-23 Media Guide

Feb. 18	BridgewaterW	42-30
Feb. 19	at Randolph-MaconL	25-36
Feb. 21	at William & MaryL	10-40
Feb. 23	at VirginiaL	18-28
Feb. 25	RoanokeW	34-17
Feb. 27	Hampden-SydneyL	18-33
Feb. 28	Randolph-MaconL	35-52

STARTERS

Eacho, Stuart (F)Sr.	5.3
Perlowski, Ed (F)So.	4.5
Babbitt, Ted (C)	3.5
Sherman, Lud (G)Jr.	5.5
Onesty, Lou (G)Sr.	3.3

1931-32 (10-3, 7-3, Va. Conf.)

(H: 6-1 A: 4-2)

HEAD COACH: Frank M. Dobson

CAPTAIN: Lud Sherman

Jan. 9	Medical CollegeW	40-23
Jan. 15	Rotary ClubW	37-17
Jan. 23	LynchburgW	30-22
Feb. 3	at Medical College#W	45-28
Feb. 6	at William & MaryL	22-31
Feb. 9	Hampden-SydneyW	23-21
Feb. 13	Randolph-MaconW	34-27
Feb. 15	at Hampden-SydneyW	30-27
Feb. 17	Emory & HenryW	50-26
Feb. 20	William & MaryL	33-47
Feb. 23	at RoanokeW	34-28
Feb. 24	at Emory & HenryL	39-42
Feb. 27	at Randolph-MaconW	33-20

#at YMCA

STARTERS

Perlowski, Ed (F)Jr.	7.8
Connors, Dave (F)So.	4.7
Greene, Abe (C)So.	4.4
Sherman, Lud (G)Sr.	7.7
Allmond, Otis (G)	4.3

1932-33 (8-4, 6-4, Va. Conf.)

(H: 6-3 A: 2-1)

HEAD COACH: Frank M. Dobson

CAPTAIN: Ed Perlowski

Jan. 7	Medical CollegeW	51-23
Jan. 10	RoanokeL	40-45
Jan. 13	LynchburgW	49-29
Feb. 1	at Randolph-MaconW	37-32
Feb. 4	William & MaryL	25-49
Feb. 6	at Hampden-SydneyW	39-32
Feb. 8	Medical CollegeW	55-27
Feb. 13	BridgewaterW	60-26
Feb. 15	Emory & HenryL	35-47
Feb. 17	Hampden-SydneyW	52-30
Feb. 23	at William & MaryL	37-40
Feb. 25	Randolph-MaconW	50-40

STARTERS

Connors, Dave (F)Jr.	5.3
Leverton, Roger (F)So.	8.5
Sanford, Fillmore (C)So.	5.7
Perlowski, Ed (G)Sr.	10.8
Chaltain, Victor (G)Jr.	4.2

1933-34 (10-5, 4-4, Va. Conf.)

(H: 5-1 A: 5-4)

HEAD COACH: Malcolm U. Pitt

CAPTAIN: Victor Chaltain

Jan. 6	Medical CollegeW	47-27
Jan. 12	RoanokeW	47-31
Jan. 20	at VMIW	32-20
Jan. 27	at RoanokeL	19-26
Jan. 29	at Virginia TechW	34-14
Jan. 30	at Emory & HenryL	25-38
Feb. 3	William & MaryW	27-24
Feb. 6	at Medical CollegeW	39-21
Feb. 8	Hampden-SydneyW	39-19
Feb. 9	at MarylandW	44-33
Feb. 15	Emory & HenryL	27-30
Feb. 17	at Wash. & LeeL	26-29
Feb. 20	at William & MaryL	25-27
Feb. 22	at Hampden-SydneyW	41-32
Feb. 23	VMIW	37-19

STARTERS

Chaltain, Victor (F)Sr.	4.1
Leverton, Roger (F)Jr.	8.2
Greene, Abe (C)Sr.	3.0
Lacy, George (G)So.	7.1
Elmore, Louis (G)Jr.	5.2

1934-35 (20-0)

(H: 8-0 A: 11-0 N: 1-0)

HEAD COACH: Malcolm U. Pitt

CAPTAIN: Roger Leverton

Dec. 22	#VirginiaW	25-16
Jan. 5	Medical CollegeW	45-22
Jan. 7	at VirginiaW	50-28
Jan. 9	Randolph-MaconW	36-13
Jan. 12	Hampden-SydneyW	52-28
Jan. 17	at Virginia TechW	37-17
Jan. 18	at Emory & Henry*W	38-31
Jan. 19	at RoanokeW	43-29
Feb. 2	at Hampden-SydneyW	47-30
Feb. 6	at Medical CollegeW	40-29
Feb. 8	at William & MaryW	46-20
Feb. 9	at MarylandW	56-26
Feb. 11	RoanokeW	53-22
Feb. 13	Emory & HenryW	28-25
Feb. 15	Virginia TechW	40-20
Feb. 16	at VMIW	53-37
Feb. 19	at Washington & LeeW	25-21
Feb. 21	at Randolph-MaconW	45-14
Feb. 23	VMIW	50-30
Feb. 26	William & MaryW	58-39

*Overtime

STARTERS

Brown, Winfrey (F)Jr.	9.7
Leverton, Roger (F)Sr.	7.8
Hash, Herb (C)Jr.	6.4
Lacy, George (G)Jr.	7.3
Elmore, Louis (G)Sr.	6.0

NOTE: The 1934-35 team placed all five starters on the All-State team. Over three seasons the squad won 24 consecutive games which is the longest winning streak in Richmond basketball history. The 1934-35 team is also the only Richmond squad to ever record a perfect season.

1935-36 (14-6)

(H: 8-3 A: 6-3)

HEAD COACH: Malcolm U. Pitt

CAPTAIN: George Lacy

Dec. 7	at Newport News App.W	50-22
Dec. 13	Hampden-SydneyW	52-33
Dec. 16	George WashingtonL	33-46
Jan. 2	YaleW	51-30
Jan. 7	Randolph-MaconW	70-41
Jan. 11	Medical CollegeW	48-17
Jan. 13	at George WashingtonL	25-43
Jan. 18	at MarylandL	24-28
Jan. 20	Emory & HenryW	41-24
Feb. 2	at Randolph-MaconW	31-15
Feb. 5	at Hampden-SydneyW	58-25
Feb. 8	at VirginiaW	53-23
Feb. 11	DukeL	27-31
Feb. 14	at Washington & LeeL	33-36
Feb. 15	at VMIW	57-29
Feb. 17	VirginiaW	47-32
Feb. 21	Washington & LeeL	32-41
Feb. 22	VMIL	47-32
Feb. 25	at William & MaryW	59-39
Mar. 2	William & MaryW	65-21

STARTERS

Brown, Winfrey (F)Sr.	12.6
Jacobs, Bucky (F)Jr.	9.6
Hash, Herb (C)Sr.	7.5
Lacy, George (G)Sr.	8.0
Jacobs, Petey (G)So.	3.8

1936-37 (13-7; SC: 6-4)

(H: 8-4 A: 5-2 N: 0-1)

HEAD COACH: Malcolm U. Pitt

CAPTAIN: Bucky Jacobs

Dec. 5	Union TheologicalW	65-16
--------	-------------------	--------	-------

Dec. 9	Hampden-SydneyW	45-29
Dec. 11	DukeL	35-38
Dec. 17	Maryland*W	51-40
Jan. 6	Medical CollegeW	37-14
Jan. 8	at Newport News App.W	28-25
Jan. 12	DuquesneL	29-37
Jan. 15	Randolph-MaconW	29-23
Jan. 19	Virginia TechW	32-22
Jan. 30	at Randolph-MaconW	36-25
Feb. 4	at William & MaryW	48-22
Feb. 8	VirginiaL	25-38
Feb. 10	at VMIW	35-27
Feb. 11	at Wash. & LeeL	20-37
Feb. 17	William & MaryW	40-21
Feb. 18	at Hampden-SydneyW	38-34
Feb. 20	VMIL	25-29
Feb. 22	Washington & LeeW	33-30
Feb. 25	at Virginia TechL	27-32

SOUTHERN CONFERENCE TOURN. @ RALEIGH, N.C.

Mar. 4	Wake ForestL	24-33
--------	-------------	--------	-------

*Overtime

STARTERS

Jacobs, Bucky (F)Sr.	8.3
Bristow, Jack (F)Sr.	5.2
Greene, Mush (C)Sr.	8.3
Jacobs, Petey (G)Jr.	5.3
Dickinson, Al (G)Sr.	4.0

NOTE: The Spiders joined the Southern Conference before the 1936-37 season.

1937-38 (15-5; SC: 8-4)

(H: 9-0 A: 6-4 N: 0-1)

HEAD COACH: Malcolm U. Pitt

CAPTAIN: Petey Jacobs

Dec. 13	Randolph-MaconW	35-20
Dec. 16	at MarylandW	31-26
Jan. 7	Hampden-SydneyW	41-26
Jan. 10	at Wake ForestL	29-33
Jan. 11	at DukeL	24-32
Jan. 14	at Virginia TechL	19-22
Jan. 15	at Hampden-SydneyW	40-35
Jan. 18	Virginia TechW	25-22
Jan. 29	at Randolph-MaconW	27-15
Feb. 1	Wake ForestW	39-31
Feb. 4	New York UniversityW	34-25
Feb. 8	at Wash. & LeeL	30-33
Feb. 9	at VMIW	38-34
Feb. 12	at VirginiaW	35-27
Feb. 14	William & MaryW	43-28
Feb. 19	VMIW	27-26
Feb. 22	Washington & LeeW	32-21
Feb. 26	at William & MaryW	46-42
Feb. 28	VirginiaW	42-27

SOUTHERN CONFERENCE TOURN. @ RALEIGH, N.C.

Mar. 3	ClemsonL	32-35
--------	---------	--------	-------

STARTERS

Jacobs, Petey (F)Sr.	9.3
Wright, John (F)So.	5.8
Burge, Bill (C)So.	6.1
Hoskins, Stuart (G)So.	6.4
Ely, Jimmy (G)So.	5.4

1938-39 (10-10; SC: 5-5)

(H: 6-5 A: 3-4 N: 1-1)

HEAD COACH: Malcolm U. Pitt

CAPTAIN: George Spears

Dec. 13	MarylandW	41-34
Dec. 16	The CitadelL	24-39
Dec. 19	PittsburghL	24-47
Jan. 10	Hampden-SydneyW	29-27
Jan. 14	at Virginia TechL	31-32
Jan. 16	at VirginiaL	28-45
Jan. 28	at Randolph-MaconW	38-24
Jan. 31	at Hampden-SydneyL	35-40
Feb. 3	Virginia TechW	44-26
Feb. 6	Virginia*W	32-30
Feb. 8	Randolph-MaconW	32-17
Feb. 11	at William & MaryW	39-36
Feb. 14	at Wash. & LeeL	26-49
Feb. 15	at VMIL	30-29
Feb. 18	RoanokeL	25-37
Feb. 22	Washington & LeeL	31-34
Feb. 23	William & MaryW	40-31

Richmond Men's Basketball

2022-23 Media Guide

Feb.25	VMI.....	L	36-37
SOUTHERN CONFERENCE TOURN @ RALEIGH, N.C.			
Mar.1	VMI.....	W	31-20
Mar.2	Maryland.....	L	32-47
*Overtime			
STARTERS			

Humbert, Dick(F).....	So.	4.9
Spears, George(F).....	Sr.	1.9
Burge, Bill(C).....	Jr.	8.3
Ely, Jimmy(G).....	Jr.	5.4
Hoskins, Staurt(G).....	Jr.	5.1

1939-40 (11-6; SC: 6-5)

(H: 8-0 A: 3-5 N:0-1)

HEAD COACH: Malcolm U. Pitt

CAPTAIN: Stuart Hoskins

Dec.12	Hampden-Sydney.....	W	46-22
Dec.16	Davidson.....	W	33-32
Dec.18	Randolph-Macon.....	W	45-11
Jan.10	William & Mary.....	W	35-33
Jan.13	at Maryland.....	L	19-35
Jan.27	at Randolph-Macon.....	W	39-19
Feb.2	Virginia Tech.....	W	41-39
Feb.7	at Virginia Tech.....	W	41-32
Feb.8	at Hampden Sydney.....	W	39-34
Feb.12	at VMI.....	L	26-28
Feb.13	at Wash. & Lee.....	L	23-37
Feb.16	Virginia.....	W	27-21
Feb.19	at William & Mary.....	L	38-43
Feb.22	Washington & Lee.....	W	32-26
Feb.24	VMI.....	W	52-21
Feb.26	at Virginia.....	L	20-36

SOUTHERN CONFERENCE TOURN @ RALEIGH, N.C.

Feb.29	Wake Forest.....	L	34-40
--------	------------------	---	-------

STARTERS

Humbert, Dick(F).....	Jr.	5.6
Bragg, Ed(F).....	Sr.	3.7
Burge, Bill(C).....	Sr.	7.6
Ely, Jimmy(G).....	Sr.	5.1
Hoskins, Staurt(G).....	Sr.	6.9

1940-41 (11-10; SC: 7-6)

(H: 9-3 A: 2-6 N: 0-1)

HEAD COACH: Malcolm U. Pitt

CAPTAIN: Dick Humbert

Dec.11	Hampden-Sydney.....	W	31-29
Dec.14	at Maryland.....	W	48-36
Dec.16	Randolph-Macon.....	W	39-25
Dec.18	Clemson.....	W	52-45
Jan.4	Lehigh.....	L	40-38
Jan.11	George Washington.....	L	36-58
Jan.13	Virginia.....	L	18-37
Jan.25	at Randolph-Macon.....	W	40-29
Jan.28	at Virginia.....	L	22-37
Jan.31	Maryland.....	W	38-17
Feb.1	VMI.....	W	28-18
Feb.3	at William & Mary.....	L	32-37
Feb.5	Furman.....	W	38-25
Feb.7	Virginia Tech.....	W	36-35
Feb.11	at Hampden-Sydney.....	L	33-36
Feb.14	at Washington & Lee.....	L	36-39
Feb.15	at VMI.....	L	28-39
Feb.18	at Virginia Tech.....	L	31-37
Feb.20	William & Mary.....	W	46-41
Feb.22	Washington & Lee.....	L	26-28

SOUTHERN CONFERENCE TOURN @ RALEIGH, N.C.

Feb.27	South Carolina.....	L	32-41
--------	---------------------	---	-------

STARTERS

Erickson, Robert(F).....	So.	8.6
Pitt, Mac, Jr.(F).....	Jr.	8.5
Jones, Arthur(C).....	Sr.	4.9
Humbert, Dick(G).....	Sr.	7.4
Giragosian, Archie(G).....	Jr.	3.4

1941-42 (9-10; SC: 4-8)

(H: 4-3 A: 4-5 N: 1-2)

HEAD COACH: Malcolm U. Pitt

CAPTAIN: Mac Pitt, Jr.

Dec.9	at Langley Field.....	L	34-37
Dec.13	at Maryland.....	L	23-41

Dec.16	Randolph-Macon.....	W	51-25
Jan.6	Hampden-Sydney.....	W	60-32
Jan.10	at Virginia.....	W	25-17
Jan.13	William & Mary#.....	L	33-47
Jan.16	at VMI.....	L	36-57
Jan.17	at Wash. & Lee.....	L	31-41
Jan.31	at Randolph-Macon.....	W	36-26
Feb.3	Virginia Tech.....	W	44-39
Feb.5	Virginia#.....	L	24-36
Feb.4	at Hampden-Sydney.....	W	39-37
Feb.9	at Virginia Tech.....	W	34-33
Feb.13	Furman*.....	L	46-54
Feb.14	George Washington.....	L	38-61
Feb.17	at William & Mary.....	L	29-42
Feb.20	VMI#.....	W	43-29
Feb.21	Washington & Lee.....	W	45-36
Feb.24	at North Carolina.....	L	30-47

at Cavalier Arena *Overtime

NOTE: Games at Cavalier Arena were home

contests

STARTERS

Erickson, Robert(F).....	Jr.	9.7
Savage, U.S.(F).....	So.	1.4
Thistlethwaite, Dick(C).....	Jr.	5.9
Pitt, Mac, Jr.(G).....	Sr.	10.1
Miller, Louis(G).....	So.	7.2

1942-43 (11-5; SC: 4-4)

(H: 7-2 A: 3-3 N: 0-0)

HEAD COACH: Malcolm U. Pitt

CAPTAIN: Robert Erickson

Dec.7	Rich. Anti Air Craft.....	W	34-24
Dec.10	Richmond Air Base.....	W	33-31
Dec.16	at Maryland.....	L	28-32
Jan.5	Randolph-Macon.....	W	38-35
Jan.9	Hampden-Sydney.....	W	44-38
Jan.12	at William & Mary.....	L	27-40
Jan.14	Virginia.....	W	50-48
Feb.2	William & Mary.....	L	20-40
Feb.5	at VMI.....	W	36-27
Feb.6	at Wash. & Lee.....	W	33-32
Feb.9	at Virginia.....	W	41-33
Feb.11	Union Theological.....	W	79-19
Feb.18	North Carolina#.....	W	53-51
Feb.20	VMI.....	L	30-48
Feb.22	Washington & Lee.....	W	59-41
Feb.27	at Hampden-Sydney.....	L	37-45

Game played at Thomas Jefferson High School in Richmond, Va.

STARTERS

Gantt, Freddie(F).....	Fr.	10.6
Erickson, Robert(F).....	Sr.	9.8
Thistlethwaite, Dick(C).....	Sr.	5.9
Miller, Louis(G).....	Jr.	8.4
Gasser, George(G).....	Jr.	4.0

1943-44 (7-6; SC: 3-2)

(H: 4-3 A: 3-1 N: 0-2)

HEAD COACH: Malcolm U. Pitt

CAPTAIN: George Gasser

Dec.14	at Norfolk Naval Trn. Stn.....	L	34-82
Dec.18	Hampden-Sydney.....	W	40-29
Jan.9	at Hampden-Sydney.....	W	38-29
Jan.13	at Virginia.....	W	43-31
Jan.15	William & Mary*.....	L	55-58
Jan.22	Richmond Army Air Base.....	L	44-51
Jan.29	North Carolina#.....	L	45-49
Feb.5	Richmond Army Air Base.....	L	62-65
Feb.8	Virginia.....	W	46-38
Feb.12	Maryland.....	W	65-34
Feb.18	at William & Mary.....	W	47-42
Feb.22	VMI.....	W	65-19

SOUTHERN CONFERENCE TOURN. @ RALEIGH, N.C.

Feb.25	North Carolina.....	L	41-62
--------	---------------------	---	-------

- Game at Thomas Jefferson HS (Richmond)

STARTERS

Dec.9	Rich. Army Air Base.....	L	50-52
Dec.16	at Norfolk Naval Trn. Stn.....	L	30-82

Jan.6	at Virginia.....	L	24-30
Jan.12	at William & Mary.....	W	58-37
Jan.13	Hampden-Sydney.....	L	41-43
Jan.20	McGuire's Hospital.....	W	69-34
Jan.22	VMI.....	W	55-29

STARTERS

Gantt, Freddie(F).....	Jr.	16.0
Stoneburner, John(F).....	So.	5.9
Pitts, Doug(C).....	Jr.	9.7
Allen, Jimmy(G).....	Jr.	9.0
Border, Jimmy(G).....	Jr.	2.8

1945-46 (8-12; SC: 3-7)

(H: 7-4 A: 1-8)

HEAD COACH: Malcolm U. Pitt

CAPTAIN: Freddie Gantt

Dec.10	Union Theological.....	W	64-26
Dec.12	N'flk Naval Tr. Station.....	L	45-57
Jan.5	Hampden-Sydney.....	W	39-36
Jan.7	at VMI.....	L	28-30
Jan.9	Wake Forest.....	L	32-39
Jan.10	Medical College.....	W	38-32
Jan.12	George Washington.....	W	36-34
Jan.16	at Virginia.....	L	47-49
Jan.19	William & Mary.....	W	39-38
Jan.28	at Virginia Tech.....	L	32-40
Jan.29	at Hampden-Sydney.....	W	44-31
Feb.1	Virginia Tech.....	L	25-31
Feb.4	Virginia.....	W	50-39
Feb.6	at McGuire's Hosp.....	L	36-45
Feb.10	at William & Mary.....	L	40-44
Feb.12	Randolph-Macon.....	L	44-49
Feb.15	at George Wash.....	L	38-51
Feb.16	at Maryland.....	L	31-37
Feb.20	at Randolph-Macon.....	L	36-38
Feb.22	VMI.....	W	51-22

STARTERS

Gantt, Freddie(F).....	Sr.	16.0
Stoneburner, John(F).....	So.	2.5
DiServio, Tony(C).....	Fr.	11.5
Anderson, Sattler(G).....	Fr.	4.4
Null, Jack(G).....	Jr.	2.1

1946-47 (17-9; SC: 8-5)

(H: 10-3 A: 7-5; N: 0-1)

HEAD COACH: Malcolm U. Pitt

CAPTAIN: Louis Miller

Dec.10	Union Theological.....	W	90-24
Dec.12	at Langley Field.....	W	55-38
Dec.14	Fort Belvoir.....	W	56-53
Dec.17	at Georgetown.....	L	38-46
Jan.4	Medical College.....	W	54-44
Jan.7	at Quantico Marines.....	W	65-51
Jan.8	at Maryland.....	W	41-39
Jan.11	William & Mary#.....	L	45-47
Jan.14	Hampden-Sydney#.....	W	54-42
Jan.17	Virginia#.....	W	44-40
Jan.18	at William & Mary.....	W	40-34
Jan.31	Virginia Tech#.....	W	49-45
Feb.3	George Washington#.....	L	44-52
Feb.4	at Hampden-Sydney.....	L	45-55
Feb.7	at Wash. & Lee.....	L	47-74
Feb.8	at VMI.....	W	60-52
Feb.11	at Virginia Tech.....	L	40-54
Feb.12	Randolph-Macon#.....	W	60-46
Feb.15	Maryland#.....	W	68-49
Feb.18	at Geo. Washington.....	L	47-76
Feb.21	VMI#.....	W	53-51
Feb.22	Washington & Lee#.....	W	45-37
Feb.25	at Virginia**.....	L	54-55
Feb.27	at Wake Forest.....	W	63-54
Mar.3	at Randolph-Macon.....	W	44-39

SOUTHERN CONFERENCE TOURN. @ DURHAM, N.C.

Mar.6	North Carolina.....	L	43-55
-------	---------------------	---	-------

**Double Overtime

Home games, unless otherwise noted, from Jan. 11, 1947 were played at Blues' Army.

STARTERS

Dolsley, Bernard(F).....	So.	8.3
Robinson, Irvin(F).....	Jr.	4.8
DiServio, Tony(C).....	So.	9.8
Miller, Louis(G).....	Sr.	10.5
Rinaldi, Al(G).....	Fr.	10.1

Richmond Men's Basketball

2022-23 Media Guide

1947-48 (8-14; SC: 4-9)

(H: 7-6 A: 1-8)

HEAD COACH: Malcolm U. Pitt

CAPTAIN: Irvin Robinson

Dec. 6	at Quantico Marines	L	37-42
Dec. 17	George Washington	L	53-75
Dec. 20	Georgetown	L	54-64
Jan. 6	Union Theological	W	64-41
Jan. 8	Hampden-Sydney	W	49-44
Jan. 10	VMI	W	50-34
Jan. 14	Randolph-Macon*	W	48-47
Jan. 17	William & Mary	L	47-50
Jan. 30	The Citadel	W	71-50
Jan. 31	at Virginia	L	54-62
Feb. 2	at Hampden-Sydney*	L	54-61
Feb. 4	Wake Forest	L	47-48
Feb. 6	Virginia Tech	L	46-51
Feb. 7	Virginia	L	57-70
Feb. 10	at VMI	L	54-61
Feb. 11	at Wash. & Lee	L	57-65
Feb. 16	at Virginia Tech	L	48-55
Feb. 19	at Maryland	L	53-60
Feb. 23	Washington & Lee	W	69-57
Feb. 26	Maryland	W	64-62
Feb. 28	at William & Mary	L	47-52
Mar. 2	at Randolph-Macon	W	69-66

All home games were played at Blues' Armory

*Overtime

STARTERS

Dolsey, Bernard (F)	Jr.	7.0
Haines, Art (F)	Jr.	10.9
Pitts, Doug (C)	Jr.	10.5
Brown, Wes (G)	Fr.	6.8
Rinaldi, Al (G)	So.	10.2

1948-49 (8-15; SC: 5-10)

(H: 5-7 A: 3-8)

HEAD COACH: Malcolm U. Pitt

CAPTAIN: Bernard Dolsey

Dec. 11	at Geo. Washington	L	49-68
Dec. 13	at Maryland	W	54-45
Dec. 15	at Quantico Marines	L	57-59
Dec. 17	Clemson	W	47-45
Jan. 7	VMI	L	52-65
Jan. 8	Georgetown	L	44-69
Jan. 10	at Wake Forest	L	51-63
Jan. 13	at Virginia	L	61-68
Jan. 28	N.C. State	L	56-77
Jan. 29	at Virginia Tech	W	51-48
Feb. 1	Randolph-Macon	W	74-48
Feb. 3	at Hampden-Sydney	L	47-59
Feb. 5	Virginia Tech	L	47-52
Feb. 7	Hampden-Sydney	L	57-60
Feb. 9	at William & Mary	L	47-61
Feb. 12	Virginia	W	59-58
Feb. 15	at VMI	L	51-70
Feb. 16	at Wash. & Lee	L	64-84
Feb. 19	The Citadel	W	58-42
Feb. 22	Washington & Lee	W	77-53
Feb. 24	Maryland	L	51-66
Feb. 26	William & Mary	L	53-82
Feb. 28	at Randolph-Macon	W	62-60

Home games played at Blues' Armory

STARTERS

Stephenson, Elmo (F)	So.	12.8
Haines, Art (F)	Fr.	9.7
Suttenfield, Jim (C)	Fr.	9.2
Brown, Wes (G)	So.	7.3
Shaw, Bob (G)	Jr.	5.4

1949-50 (8-16; SC: 4-13)

(H: 5-9 A: 3-7)

HEAD COACH: Malcolm U. Pitt

CAPTAIN: Wes Brown

Dec. 6	North Carolina	L	50-58
Dec. 13	at Quantico Marines	W	66-61
Dec. 17	Clemson	L	53-75
Jan. 5	Hampden-Sydney	L	57-58
Jan. 7	at Geo. Washington	L	49-66
Jan. 11	Geo. Washington*	L	56-62
Jan. 12	Maryland	W	59-49

Jan. 14	Virginia	W	76-62
Jan. 21	VMI	L	64-72
Jan. 31	at Virginia Tech	L	51-61
Feb. 3	Wake Forest	L	54-67
Feb. 4	William & Mary	L	47-50
Feb. 6	Randolph-Macon	W	78-55
Feb. 8	at Virginia	L	46-70
Feb. 10	Virginia Tech	L	39-74
Feb. 11	South Carolina	W	65-60
Feb. 14	at Wash. & Lee	L	75-88
Feb. 15	at VMI	W	70-62
Feb. 17	Davidson	W	81-60
Feb. 21	at Maryland	L	48-67
Feb. 22	Washington & Lee	L	70-72
Feb. 25	at William & Mary	L	54-81
Feb. 27	at Hampden-Sydney	L	58-66
Feb. 28	at Randolph-Macon	W	55-50

Home games played at Blues' Armory

*Overtime

STARTERS

Stephenson, Elmo (F)	Jr.	14.9
Shaw, Bob (F)	Sr.	14.0
Condos, Gus (C)		5.0
Brown, Wes (G)	Jr.	11.4
Rinaldi, Al (G)	Jr.	7.3

1950-51 (7-14; SC: 5-10)

(H: 4-6 A: 3-7; N: 0-1)

HEAD COACH: Malcolm U. Pitt

CAPTAIN: Wes Brown

Dec. 4	at Quantico Marines	L	57-67
Dec. 7	at North Carolina	L	46-69
Dec. 13	George Washington	L	52-58
Dec. 15	Davidson	W	69-61
Jan. 3	Hampden-Sydney	W	48-45
Jan. 6	Maryland	L	42-48
Jan. 9	Furman	W	60-29
Jan. 12	at Wash. & Lee	W	77-59
Jan. 13	at VMI	W	64-56
Jan. 20	at William & Mary	L	46-64
Jan. 27	VMI	L	52-53
Feb. 1	Virginia Tech	L	76-86
Feb. 6	at West Virginia#	L	60-76
Feb. 8	at Virginia	W	68-67
Feb. 10	Washington & Lee	W	68-67
Feb. 14	at Virginia Tech	L	61-83
Feb. 17	Virginia	L	49-68
Feb. 21	at Maryland	L	33-42
Feb. 22	at Hampden-Sydney	L	59-83
Feb. 24	William & Mary	L	58-76
Feb. 27	at Randolph-Macon	L	61-68

Home games at Grays' Armory #Charleston, WVa.

STARTERS

Moughamiam, Simon (F)	Jr.	9.0
Gahagan, Jim (F)	So.	8.2
St. Leger, John (C)	So.	8.9
Brown, Wes (G)	Sr.	17.1
Rinaldi, Al (G)	Sr.	9.8

1951-52 (7-15; SC: 3-11)

(H: 5-6 A: 2-9)

HEAD COACH: Malcolm U. Pitt

CAPTAIN: Simon Moughamiam

Dec. 5	at Quantico Marines	L	50-64
Dec. 7	North Carolina	L	56-62
Dec. 13	West Virginia	L	72-83
Jan. 4	Mt. Union	W	89-79
Jan. 7	Washington & Lee	L	65-81
Jan. 8	at Geo. Washington	L	54-79
Jan. 11	at Virginia	L	64-75
Jan. 15	VMI	L	67-78
Jan. 19	at William & Mary	L	70-86
Feb. 1	Virginia Tech	W	83-70
Feb. 4	Hampden-Sydney	W	68-67
Feb. 6	at Virginia Tech	L	54-60
Feb. 9	Virginia	L	47-79
Feb. 11	at #12 West Virginia	L	55-87
Feb. 14	at Maryland	L	45-55
Feb. 16	at Georgetown	L	54-69
Feb. 19	at Wash. & Lee	L	79-85

Feb. 20	at VMI	W	77-64
Feb. 23	William & Mary	W	80-61
Feb. 25	at Hampden-Sydney	W	72-71
Feb. 27	Maryland	L	50-54
Feb. 29	Randolph-Macon	W	83-63

Home games played at Benedictine Gym

STARTERS

Stephenson, Elmo (F)	Sr.	14.7
Moughamiam, Simon (F)	Sr.	8.8
Rowe, Dan (C)	Fr.	12.6
Gahagan, Jim (G)	Jr.	14.1
Mills, Warren (G)	Fr.	8.8

1952-53 (20-7; SC: 13-5)

(H: 10-2 A: 10-3; N: 0-2)

HEAD COACH: H. Lester Hooker Jr.

CAPTAIN: Jim Gahagan

Dec. 2	Medical College	W	91-65
Dec. 4	Hampden-Sydney	W	85-52
Dec. 6	at North Carolina	L	64-80
Dec. 12	at Furman	L	71-73
Dec. 13	at Clemson	W	74-60
Dec. 15	at South Carolina	W	84-78
Dec. 19	West Virginia	W	83-65
Jan. 8	Maryland*	L	60-63
Jan. 10	Geo. Washington	L	68-81
Jan. 12	at VMI	W	75-65
Jan. 13	at Wash. & Lee	W	95-66
Jan. 15	Randolph-Macon	W	78-57
Jan. 17	William & Mary	W	82-78
Jan. 31	Virginia Tech	W	86-54
Feb. 3	#12 North Carolina**	W	87-82
Feb. 5	at Randolph-Macon*	W	74-68
Feb. 7	Virginia	W	93-85
Feb. 9	at Maryland	W	49-46
Feb. 11	at Emory & Henry#	L	80-83
Feb. 12	at Virginia Tech	W	77-71
Feb. 14	VMI	W	87-76
Feb. 17	at West Virginia	L	86-89
Feb. 20	Washington & Lee	W	88-79
Feb. 24	at Virginia*	W	88-81
Feb. 25	at Hampden-Sydney	W	92-75
Feb. 28	at William & Mary	W	76-70

SOUTHERN CONFERENCE TOURN. @ RALEIGH, N.C.

Mar. 5 Wake Forest L | 70-85 |

Home games played at Benedictine Gym

*Overtime **Double Overtime # at Wytheville, Va.

STARTERS

Gahagan, Jim (F)	So.	15.0
Daniel, Ken (F)	Fr.	9.6
Lysaght, Walt (C)	Fr.	12.2
Harrison, Ed (G)	Fr.	16.9
Mills, Warren (G)	So.	9.4

1953-54 (23-8; SC 10-3)

(H: 11-2 A: 9-4 N: 3-2)

HEAD COACH: H. Lester Hooker Jr.

CAPTAIN: Warren Mills

Dec. 1	Medical College	W	98-56
Dec. 3	Richmond Prof. Inst.	W	94-63
Dec. 5	Randolph-Macon	W	93-30
Dec. 8	Hampden-Sydney	W	69-58
Dec. 11	at George Washington	L	67-81
Dec. 14	Apprentice School	W	104-45
Dec. 18	VMI	W	75-62
Dec. 22	at West Virginia	W	74-67
Dec. 29	Virginia Tech#	W	63-53
Dec. 30	George Washington#	L	67-81
Jan. 4	Maryland	L	64-72
Jan. 7	at Virginia	W	78-69
Jan. 8	at Wash. & Lee	W	70-68
Jan. 11	at Maryland	W	73-71
Jan. 13	at Randolph-Macon	W	57-44
Jan. 16	William & Mary	W	85-73
Jan. 29	Virginia Tech	W	99-75
Feb. 1	West Virginia	W	85-80
Feb. 3	at Hampden-Sydney	W	97-85
Feb. 5	Virginia	W	107-84
Feb. 8	at Furman	L	76-97
Feb. 11	at St. John's (N.Y.)	L	59-62
Feb. 13	at St. Joseph's	L	59-71
Feb. 15	at Virginia Tech	W	83-61

Richmond Men's Basketball

2022-23 Media Guide

Feb. 17	at VMI.....	W	94-76
Feb. 20	Washington & Lee.....	W	78-73
Feb. 22	Furman.....	L	76-85
Feb. 27	at William & Mary.....	W	68-63
SOUTHERN CONF. TOURN. @ MORGANTOWN, W.VA.			
Mar. 4	VMI.....	W	84-66
Mar. 5	Furman*.....	W	85-81
Mar. 6	#9 George Washington.....	L	70-83

NOTE: All home games played at Benedictine Gym

#Capital Invitational in Arlington, Va

*Overtime

STARTERS

Daniel, Ken (F).....	So.	12.5
Lysaght, Walt (F).....	So.	11.6
Witt, Bob (C).....	So.	12.1
Harrison, Ed (G).....	So.	15.4
Mills, Warren (G).....	Jr.	13.0

1954-55 (19-9; SC: 9-4)

(H: 15-5 A: 4-4)

HEAD COACH: H. Lester Hooker Jr.

CAPTAINS: Warren Mills, Ed Harrison,

Barry Saunders

Dec. 1	Furman %.....	W	101-87
Dec. 3	Minnesota-Duluth %.....	W	102-72
Dec. 4	Belmont %.....	W	115-73
Dec. 8	at Wash. & Lee.....	W	95-78
Dec. 10	Randolph-Macon %.....	W	119-52
Dec. 13	at West Virginia.....	L	66-72
Dec. 17	VMI &.....	W	94-74
Dec. 28	Boston College #8 &.....	W	90-68
Dec. 29	Virginia Tech #8 &.....	W	84-57
Dec. 30	George Washington #8 &.....	L	75-89
Jan. 3	Temple &.....	L	71-80
Jan. 5	#17 Villanova &.....	W	92-82
Jan. 8	#6 George Washington &.....	W	72-67
Jan. 10	Virginia Tech &.....	W	63-61
Jan. 15	William & Mary &.....	W	92-71
Jan. 29	Wake Forest &.....	L	72-75
Jan. 31	West Virginia &.....	W	106-67
Feb. 4	at Virginia Tech.....	W	70-65
Feb. 9	at VMI.....	W	78-54
Feb. 11	at #6 George Washington.....	L	62-77
Feb. 12	at #3 La Salle.....	L	80-91
Feb. 17	Washington & Lee &.....	L	86-91
Feb. 19	Virginia &.....	W	92-88
Feb. 22	at Furman.....	W	79-73
Feb. 24	Hampden-Sydney &.....	W	81-65
Feb. 26	at William & Mary.....	L	78-93
SOCON TOURNAMENT @ RICHMOND ARENA			
Mar. 3	William & Mary.....	W	90-75
Mar. 4	#13 George Washington.....	L	65-67

%Benedictine Gym, Richmond, Va
&Richmond Arena #UR Invitational
NOTE: Home games after Dec. 10, 1954 were moved to the Richmond Arena where home contests were played until December 1971.

STARTERS

Daniel, Ken (F).....	Jr.	15.3
Lysaght, Walt (F).....	Jr.	14.3
Witt, Bob (C).....	Jr.	11.7
Harrison, Ed (G).....	Jr.	16.0
Mills, Warren (G).....	Sr.	13.7

1955-56 (16-13; SC: 8-6)

(H: 13-6 A: 3-5 N: 0-2)

HEAD COACH: H. Lester Hooker Jr.

CAPTAIN: Ed Harrison, Walt Lysaght

Dec. 1	Hampden-Sydney.....	W	81-39
Dec. 3	Randolph-Macon.....	W	96-53
Dec. 6	at Washington & Lee.....	L	76-78
Dec. 10	Virginia.....	W	74-72
Dec. 14	VMI.....	W	96-54
Dec. 17	at Canisius.....	L	79-106
Dec. 20	at West Virginia.....	L	74-89
Dec. 28	Army#.....	W	96-84
Dec. 29	William & Mary#.....	W	72-60
Dec. 30	Cincinnati#.....	L	60-89
Jan. 3	at Furman.....	W	130-92
Jan. 4	Belmont Abbey\$.....	L	82-84

Jan. 7	#7 George Washington.....	W	78-67
Jan. 10	Furman.....	L	85-94
Jan. 14	William & Mary.....	W	75-53
Jan. 28	La Salle.....	L	59-74
Feb. 1	at Virginia Tech.....	W	66-60
Feb. 4	West Virginia.....	W	84-78
Feb. 6	Wake Forest%.....	L	73-81
Feb. 9	at #19 George Washington.....	L	84-103
Feb. 11	Villanova.....	W	103-73
Feb. 13	Wake Forest.....	L	68-73
Feb. 16	at Virginia Military.....	W	90-68
Feb. 18	Virginia Tech*.....	L	71-73
Feb. 22	Washington & Lee.....	W	88-70
Feb. 25	at William & Mary.....	L	77-79
SOUTHERN CONF. TOURN. @ RICHMOND ARENA			
Mar. 1	William & Mary.....	W	79-62
Mar. 2	Washington & Lee.....	W	65-56
Mar. 3	West Virginia.....	L	56-58

*Overtime #UR Invit

%Portsmouth, Va. \$ at Charlotte

STARTERS

Daniel, Ken (F).....	Sr.	10.5
Lysaght, Walt (F).....	Sr.	13.5
Atkins, Curt (C).....	So.	7.2
Harrison, Ed (G).....	Sr.	15.6
Mitchell, Warren (G).....	Jr.	9.3

1956-57 (15-11; SC: 9-7)

(H: 9-6 A: 6-5)

HEAD COACH: H. Lester Hooker Jr.

CAPTAIN: Warren Mitchell

Dec. 1	The Citadel.....	W	91-69
Dec. 4	at Virginia Tech.....	L	71-79
Dec. 8	Virginia.....	W	65-59
Dec. 11	at Washington & Lee*.....	L	83-86
Dec. 15	VMI.....	W	85-68
Dec. 18	at #8 West Virginia.....	L	74-105
Dec. 27	Penn State#.....	L	60-64
Dec. 28	Davidson#.....	W	92-63
Dec. 29	Columbia#.....	L	73-81
Jan. 5	George Washington.....	W	72-64
Jan. 8	at Virginia.....	W	56-50
Jan. 12	William & Mary.....	W	68-55
Jan. 15	at George Washington.....	W	70-57
Jan. 19	Virginia Tech.....	L	47-49
Feb. 6	Georgetown.....	W	97-81
Feb. 5	Furman.....	W	80-73
Feb. 9	#11 West Virginia.....	L	81-87
Feb. 11	at The Citadel.....	W	67-54
Feb. 13	at Furman**.....	L	97-99
Feb. 16	at Villanova.....	W	65-64
Feb. 20	at VMI.....	W	76-68
Feb. 23	at La Salle.....	L	52-60
Feb. 26	Washington & Lee.....	L	68-77
Mar. 2	at William & Mary.....	W	82-73
SOUTHERN CONF. TOURN. @ RICHMOND ARENA			
Mar. 7	Furman.....	W	90-71
Mar. 8	#11 West Virginia.....	L	62-83

*Overtime **Double Overtime

#UR Invitational

STARTERS

Peschel, Roy (F).....	Jr.	12.7
Lambiotte, Butch (F).....	Fr.	12.5
Adkins, Curt (C).....	Jr.	6.9
Rauppius, Larry (G).....	Jr.	10.2
Mitchell, Warren (G).....	Sr.	13.7

1957-58 (14-12; SC: 7-8)

(H: 9-6 A: 5-6)

HEAD COACH: H. Lester Hooker Jr.

CAPTAIN: Roy Peschel

Dec. 5	at Virginia Tech.....	W	72-62
Dec. 7	at Virginia.....	W	64-51
Dec. 10	at Wash. & Lee.....	W	75-65
Dec. 12	Texas A&M.....	W	70-50
Dec. 14	VMI.....	W	65-59
Dec. 17	at #8 West Virginia*.....	L	74-76
Dec. 19	at St. Joseph's.....	L	64-90
Dec. 27	Pennsylvania#.....	W	72-65
Dec. 28	La Salle#.....	L	55-59
Jan. 4	Virginia Tech.....	W	74-73
Jan. 7	The Citadel.....	W	54-50
Jan. 11	William & Mary.....	L	66-72

Jan. 14	at VMI.....	L	62-66
Jan. 18	George Washington.....	L	54-67
Feb. 1	Bucknell.....	W	81-63
Feb. 5	at Georgetown*.....	W	67-65
Feb. 8	#1 West Virginia.....	L	60-72
Feb. 10	at The Citadel.....	L	54-62
Feb. 12	at George Washington.....	L	64-76
Feb. 15	Furman.....	W	92-87
Feb. 20	at Furman.....	L	82-88
Feb. 22	Washington & Lee.....	W	80-79
Feb. 25	St. John's (N.Y.).....	L	67-73
Mar. 1	at William & Mary***.....	W	79-67

SOUTHERN CONF. TOURN. @ RICHMOND ARENA

Mar. 6	The Citadel.....	W	63-59
Mar. 7	#2 West Virginia.....	L	70-81

#UR Invitational

Overtime *Triple Overtime

STARTERS

Peschel, Roy (F).....	Sr.	11.1
Slane, Carl (F).....	So.	8.8
Willis, Theryl (C).....	Jr.	9.6
Lambiotte, Butch (G).....	So.	9.7
Rauppius, Larry (G).....	Sr.	9.6

1958-59 (11-11; SC: 5-8)

(H: 7-5 A: 3-6 N: 1-0)

HEAD COACH: H. Lester Hooker Jr.

CAPTAIN: Theryl Willis

Dec. 1	at The Citadel.....	L	45-55
Dec. 3	Randolph-Macon%.....	W	64-58
Dec. 6	Villanova.....	W	72-66
Dec. 9	at Wash. & Lee.....	W	78-63
Dec. 11	at George Washington.....	L	67-91
Dec. 13	VMI.....	W	82-39
Dec. 16	at #7 West Virginia.....	L	67-98
Dec. 29	Columbia#.....	W	81-59
Dec. 30	Penn State#.....	L	54-61
Jan. 3	Virginia Tech.....	L	60-69
Jan. 6	The Citadel.....	W	69-62
Jan. 10	at William & Mary.....	L	65-83
Jan. 13	George Washington.....	L	64-72
Jan. 17	at Furman.....	W	88-74
Jan. 31	at VMI.....	W	70-61
Feb. 5	at #15 St. John's (N.Y.).....	L	76-85
Feb. 7	Furman.....	W	92-79
Feb. 10	at Virginia Tech.....	L	66-104
Feb. 14	#9 West Virginia.....	L	62-64
Feb. 16	Washington & Lee.....	W	69-62
Feb. 21	William & Mary.....	W	71-66
SOUTHERN CONF. TOURN. @ RICHMOND ARENA			
Feb. 26	William & Mary.....	L	69-87

%Suffolk, Va. #UR Invitational

STARTERS

Lambiotte, Butch (F).....	Jr.	13.4
Slane, Carl (F).....	Jr.	10.3
Willis, Theryl (C).....	Sr.	16.4
Cole, Alan (G).....	Jr.	12.5
Booker, Tom (G).....	So.	10.4

1959-60 (7-18; SC: 2-12)

(H: 4-8 A: 1-10 N: 2-0)

HEAD COACH: H. Lester Hooker Jr.

CAPTAIN: Butch Lambiotte

Dec. 1	George Washington.....	L	83-89
Dec. 2	Randolph-Macon*%.....	W	76-75
Dec. 5	at Virginia.....	L	67-85
Dec. 8	at #2 West Virginia.....	L	62-84
Dec. 11	Furman.....	L	68-83
Dec. 12	The Citadel.....	W	63-52
Dec. 15	Washington & Lee (!).....	W	71-55
Dec. 18	Rhode Island.....	W	82-71
Dec. 29	South Carolina#.....	L	75-86
Dec. 30	William & Mary#.....	W	71-65
Jan. 2	East Carolina.....	W	80-66
Jan. 6	Virginia Tech.....	L	65-73
Jan. 9	William & Mary.....	L	76-90
Jan. 12	at George Washington.....	L	58-78
Jan. 16	VMI*.....	L	76-77
Jan. 30	at Furman.....	L	73-93
Feb. 1	at The Citadel.....	L	55-84
Feb. 6	at Memphis State.....	L	74-100
Feb. 8	at Centenary.....	L	66-68

Richmond Men's Basketball

2022-23 Media Guide

Feb. 9	at Loyola (N.O.).....	L	59-76
Feb. 9	#5 West Virginia.....	L	57-103
Feb. 15	at VMI.....	W	64-58
Feb. 16	at Virginia Tech.....	L	53-85
Feb. 20	at William & Mary.....	L	42-64

SOUTHERN CONF. TOURN. @ RICHMOND ARENA
 Feb. 25 Virginia Tech..... L 58-78
 *Overtime %Suffolk, Va. (!) Lynchburg, Va.
 #UR Invitational
STARTERS

1960-61 (9-14; SC: 5-11)

(H: 7-5 A: 1-9 N: 1-0)
 HEAD COACH: H. Lester Hooker Jr.
 CAPTAINS: Tom Booker, Lee O' Bryan

Dec. 1	at Geo. Washington.....	L	67-75
Dec. 3	The Citadel.....	L	78-92
Dec. 5	Washington & Lee%.....	W	80-51
Dec. 7	at Virginia Tech.....	L	54-76
Dec. 10	at West Virginia.....	W	80-68
Dec. 13	at Virginia.....	L	72-75
Dec. 17	Furman.....	W	76-74
Dec. 29	VMI#.....	W	100-90
Dec. 30	William & Mary#.....	W	101-87
Jan. 7	William & Mary.....	L	60-63
Jan. 14	VMI.....	W	69-62
Jan. 27	at The Citadel.....	L	80-89
Jan. 28	at Furman*.....	L	81-84
Jan. 30	at Davidson.....	W	83-78
Feb. 4	Virginia Tech.....	W	81-79
Feb. 6	at Memphis State.....	L	73-104
Feb. 7	at Loyola (N.O.).....	L	47-70
Feb. 11	West Virginia.....	L	88-93
Feb. 14	Davidson.....	W	90-77
Feb. 17	George Washington.....	L	78-106
Feb. 21	at VMI.....	L	75-78
Feb. 25	at William & Mary.....	L	84-105

SOUTHERN CONF. TOURN. @ RICHMOND ARENA
 Mar. 2 The Citadel..... L 66-70
 %Colonial Heights, Va.
 #UR Invitational *Overtime
STARTERS

Booker, Tom (F).....	Sr.	17.7
Grodzicki, George (F).....	So.	11.1
O'Bryan, Lee (C).....	Sr.	13.7
Higgins, Danny (G).....	So.	16.3
Haymore, Dick (G).....	Jr.	6.2

1961-62 (6-21; SC: 5-11)

(H: 4-10 A: 2-11)
 HEAD COACH: H. Lester Hooker Jr.
 Captains: Ronnie Floyd, Danny Higgins

Dec. 4	at Virginia.....	L	55-74
Dec. 9	East Carolina.....	L	70-81
Dec. 12	at West Virginia.....	L	61-97
Dec. 13	at St. Joseph's.....	L	56-77
Dec. 16	George Washington.....	W	71-68
Dec. 18	at Tennessee Tech.....	L	82-94
Dec. 20	at Centenary.....	L	69-84
Dec. 22	at Memphis State.....	L	77-96
Dec. 29	Georgetown#.....	L	75-76
Dec. 30	George Washington#.....	W	90-66
Jan. 3	at The Citadel.....	W	76-68
Jan. 6	William & Mary.....	W	73-65
Jan. 9	at George Washington.....	L	52-65
Jan. 13	VMI.....	W	72-52
Jan. 15	West Virginia.....	L	73-82
Jan. 17	at Virginia Tech.....	L	54-67
Jan. 20	Tennessee Tech.....	L	70-83
Feb. 1	Furman.....	L	65-72
Feb. 2	Centenary.....	L	71-76
Feb. 5	Davidson.....	L	52-55
Feb. 7	at VMI*.....	W	82-81
Feb. 15	The Citadel.....	L	57-58
Feb. 17	Virginia Tech.....	L	69-76
Feb. 19	at Furman.....	L	54-79
Feb. 20	at Davidson.....	L	62-72
Feb. 24	at William & Mary.....	L	49-54

SOUTHERN CONF. TOURN. @ RICHMOND ARENA
 Mar. 1 West Virginia..... L 75-97
 #UR Invitational *Overtime
STARTERS

Telepo, John (F).....	So.	14.6
Floyd, Ronnie (F).....	Sr.	6.0
Grodzicki, George (C).....	Jr.	11.1
Higgins, Danny (G).....	Jr.	15.6
Enck, Buddy (G).....	So.	8.8

1962-63 (7-18; SC: 3-13)

(H: 6-9 A: 1-8; N: 0-1)
 HEAD COACH: H. Lester Hooker Jr.
 CAPTAIN: Danny Higgins

Dec. 4	at Virginia Tech.....	L	68-76
Dec. 8	Virginia.....	L	50-59
Dec. 11	at #6 West Virginia.....	L	59-78
Dec. 13	Baldwin-Wallace.....	W	70-56
Dec. 15	at The Citadel.....	L	76-80
Dec. 18	at Geo. Washington.....	L	71-80
Dec. 20	at Alabama.....	L	56-72
Dec. 22	at Florida State.....	W	62-56
Dec. 28	Columbia#.....	W	73-71
Dec. 29	William & Mary#.....	L	59-76
Jan. 3	The Citadel.....	W	112-98
Jan. 5	William & Mary.....	W	59-55
Jan. 7	Furman.....	W	74-71
Jan. 11	at VMI.....	L	77-79
Jan. 15	George Washington.....	L	71-81
Jan. 19	East Carolina.....	L	50-62
Feb. 1	at Davidson.....	L	73-95
Feb. 2	at Furman%.....	L	54-64
Feb. 5	Loyola (Md.).....	W	64-56
Feb. 9	Virginia Tech.....	L	72-90
Feb. 13	Davidson.....	L	57-72
Feb. 16	West Virginia.....	L	72-89
Feb. 20	VMI.....	L	60-85
Feb. 23	at William & Mary.....	L	39-75

SOUTHERN CONF. TOURN. @ RICHMOND ARENA
 Feb. 28 West Virginia..... L 46-75
 #UR Invitational %at Spartanburg, S.C. HS
STARTERS

Telepo, John (F).....	Jr.	13.4
Tenwick, Tom (F).....	So.	12.1
Gredzicki, George (C).....	Sr.	8.7
Higgins, Danny (G).....	Sr.	13.7
Enck, Buddy (G).....	Jr.	9.8

1963-64 (6-16; SC: 4-12)

(H: 5-6 A: 1-9 N: 0-1)
 HEAD COACH: Lewis Mills
 Captains: Buddy Enck, John Telepo

Nov. 30	at Virginia Tech.....	L	53-77
Dec. 3	East Carolina.....	W	71-67
Dec. 7	at Virginia.....	L	71-91
Dec. 10	at West Virginia.....	L	71-79
Dec. 14	The Citadel.....	W	77-73
Dec. 18	George Washington.....	L	57-60
Dec. 27	East Tennessee%.....	L	79-83
Dec. 28	Eastern Kentucky%.....	L	62-77
Jan. 2	Florida State.....	W	69-65
Jan. 4	at The Citadel.....	W	67-65
Jan. 8	Furman.....	L	63-74
Jan. 11	William & Mary.....	W	53-52
Jan. 15	#5 Davidson.....	L	49-52
Jan. 18	at Geo. Washington.....	L	77-108
Jan. 30	Centenary.....	L	69-83
Feb. 1	at Furman#.....	L	60-71
Feb. 4	Virginia Tech.....	L	85-103
Feb. 8	VMI.....	W	96-90
Feb. 11	at #4 Davidson.....	L	67-95
Feb. 15	West Virginia.....	L	66-74
Feb. 18	at VMI.....	L	83-98
Feb. 22	at William & Mary.....	L	53-84

%Watauga Invit. - Johnson City, Tenn.
 #played at Parker HS - Greenville, S.C.
STARTERS

Telepo, John (F).....	Sr.	20.5
Tenwick, Tom (F).....	Jr.	18.0
Atwell, George (C).....	Jr.	6.4
Welsh, Spike (G).....	So.	10.0
Enck, Buddy (G).....	Sr.	8.9

1964-65 (10-16; SC: 6-10)

(H: 6-6 A: 3-9 N: 1-1)
 HEAD COACH: Lewis Mills
 CAPTAIN: Tom Tenwick

Dec. 2	at Tennessee.....	L	66-97
Dec. 5	George Washington.....	W	80-67
Dec. 8	at West Virginia.....	L	65-67
Dec. 10	Furman.....	L	71-86
Dec. 12	Virginia.....	W	72-66
Dec. 15	The Citadel**.....	L	75-76
Dec. 19	at East Carolina.....	L	79-81
Dec. 21	Alabama.....	L	70-80
Dec. 29	Georgetown%.....	L	73-79
Dec. 30	American.....	W	105-79
Jan. 4	at Davidson.....	L	67-97
Jan. 9	West Virginia.....	W	74-71
Jan. 12	VMI.....	W	71-65
Jan. 14	at Virginia Tech.....	L	58-68
Jan. 16	William & Mary.....	L	59-61
Jan. 28	at South Carolina.....	L	60-73
Jan. 30	at The Citadel.....	W	83-81
Feb. 2	Virginia Tech.....	L	74-94
Feb. 4	South Carolina.....	W	76-58
Feb. 6	East Carolina*.....	W	66-65
Feb. 11	at Geo. Washington.....	L	51-72
Feb. 13	#5 Davidson.....	L	73-83
Feb. 16	at VMI.....	L	81-80
Feb. 18	at Furman^.....	W	91-76
Feb. 20	at William & Mary.....	L	77-87

SOUTHERN CONF. TOURN. @ CHARLOTTE, N.C.
 Feb. 25 Virginia Tech..... L 63-103
 %Georgetown Invitational, Washington D.C.
 ^played at Greenville High School
 *Overtime **Double Overtime
STARTERS

Tenwick, Tom (F).....	Sr.	18.8
Green, Tom (F).....	So.	11.5
Batts, Buster (C).....	So.	5.9
Moates, Johnny (G).....	So.	14.0
Welsh, Spike (G).....	Jr.	12.6

1965-66 (12-13; SC: 9-7)

(H: 8-1 A: 3-11 N: 1-1)
 HEAD COACH: Lewis Mills
 CAPTAIN: Johnny Moates

Dec. 1	at George Washington.....	W	103-84
Dec. 4	at VMI.....	W	77-73
Dec. 8	at North Carolina.....	L	76-127
Dec. 10	Furman.....	W	92-83
Dec. 11	at Virginia.....	W	89-69
Dec. 14	at West Virginia.....	L	85-95
Dec. 15	at St. Francis, Pa. ^.....	L	78-83
Dec. 17	The Citadel.....	W	100-86
Dec. 29	at Marshall.....	L	103-118
Jan. 4	Davidson.....	L	89-98
Jan. 6	at Virginia Tech.....	L	73-88
Jan. 8	George Washington.....	W	106-93
Jan. 10	at East Carolina.....	L	72-76
Jan. 13	VMI.....	W	103-88
Jan. 15	at William & Mary.....	L	65-71
Jan. 28	at Kentucky Wesleyan.....	L	85-100
Feb. 1	Virginia Tech.....	W	82-81
Feb. 4	at The Citadel.....	L	70-88
Feb. 5	at Furman.....	L	96-98
Feb. 8	at Davidson.....	L	74-80
Feb. 11	West Virginia.....	W	84-82
Feb. 17	East Carolina.....	W	100-88
Feb. 19	William & Mary.....	W	76-63

SOUTHERN CONFERENCE TOURN. @ CHARLOTTE, NC
 Feb. 24 East Carolina..... W 76-74
 Feb. 25 Davidson..... L 65-84
 ^ at Altoona, Pa.
STARTERS

Green, Tom (F).....	Jr.	15.8
Roberts, Harvey (F).....	Jr.	7.6
Batts, Buster (C).....	Jr.	11.3
Moates, Johnny (G).....	Jr.	20.0
Welsh, Spike (G).....	Sr.	19.5

1966-67 (11-12; SC: 9-7)

(H: 6-3 A: 2-8 N: 3-1)
 HEAD COACH: Lewis Mills

Richmond Men's Basketball

2022-23 Media Guide

CAPTAIN: Johnny Moates

Dec.3	@ VMI	W	76-74
Dec.6	@ George Washington	L	68-78
Dec.8	Virginia	L	84-89
Dec.13	@ West Virginia	L	75-103
Dec.16	Florida State*	W	80-76
Dec.17	@ Virginia Tech*	L	61-76
Dec.20	VMI	W	89-65
Jan.4	Davidson	W	72-69
Jan.7	@ The Citadel	L	79-81
Jan.11	@ East Carolina	L	80-97
Jan.14	William & Mary	W	90-78
Jan.28	George Washington#	W	90-80
Feb.2	Furman	W	87-79
Feb.4	Virginia Tech	L	71-89
Feb.7	@ Davidson	L	79-94
Feb.11	The Citadel	W	89-76
Feb.13	East Carolina	W	74-65
Feb.17	West Virginia	L	93-105
Feb.20	@ Furman*	W	93-90
Feb.22	@ Virginia Tech	L	80-87
Feb.25	@ William & Mary	L	69-79

SOUTHERN CONF. TOURN. @ CHARLOTTE, N.C.

Mar.2	The Citadel*	W	100-98
Mar.3	West Virginia	L	70-82

*Overtime %Va. Tech Invitational
at Fort Eustis

STARTERS

Green, Tom (F)	Sr.	20.2
Roberts, Harvey (F)	Sr.	10.0
Batts, Buster (C)	Sr.	10.0
Moates, Johnny (G)	Sr.	25.0
McCann, Billy (G)	Sr.	5.0

1967-68 (12-13; SC: 8-8)

(H: 6-4 A: 5-8 N: 1-1)
HEAD COACH: Lewis Mills (SC Coach-of-the-Year)

CAPTAIN: Terry Burgess

Dec.1	@ Tennessee	L	45-93
Dec.6	@ George Washington	W	86-74
Dec.9	Furman	L	70-80
Dec.13	@ West Virginia	L	66-87
Dec.15	East Carolina	W	90-83
Dec.18	@ Jacksonville	W	73-66
Dec.20	@ Florida State	L	91-114
Dec.29	Jacksonville*	W	82-77
Jan.3	@ Virginia	W	102-95
Jan.6	The Citadel	W	83-70
Jan.9	@ VMI	L	85-91
Jan.11	Virginia Tech	L	71-80
Jan.13	@ William & Mary*	L	92-98
Jan.27	@ The Citadel	L	77-92
Jan.29	@ Furman	W	71-70
Feb.1	George Washington	W	81-79
Feb.7	@ East Carolina	W	102-78
Feb.10	Davidson	L	67-85
Feb.13	West Virginia	L	83-84
Feb.15	@ Virginia Tech	L	71-91
Feb.17	VMI	W	86-76
Feb.21	@ Davidson	L	89-106
Feb.24	William & Mary	W	108-81

SOUTHERN CONF. TOURN. @ CHARLOTTE

Feb.29	The Citadel*	W	100-88
Mar.1	West Virginia	L	81-102

*Overtime

STARTERS

Frazier, Picot (F)	Sr.	14.5
Owen, Frank (F)	Sr.	7.6
Ford, Wilton (C)	Jr.	20.1
Foster, Kenny (G)	Sr.	15.4
Ukrop, Bobby (G)	Jr.	8.4

1968-69 (13-14; SC: 6-7)

(H: 6-6 A: 4-6 N: 3-2)
HEAD COACH: Lewis Mills
Captains: Wilton Ford, Bobby Ukrop

Nov.30	East Tennessee State	L	83-96
Dec.3	@ George Washington	L	93-97
Dec.5	Virginia	L	92-113
Dec.11	@ West Virginia	W	80-79
Dec.14	Jacksonville	L	82-93
Dec.17	#3 Davidson	L	60-62

Dec.19	VMI*	W	90-80
Dec.20	Virginia%	L	77-90
Dec.21	William & Mary%	W	106-62
Dec.30	@ East Tennessee	W	69-68
Jan.4	Furman	W	96-83
Jan.8	@ Virginia Tech	L	67-77
Jan.11	@ VMI	W	89-74
Jan.14	East Carolina	L	69-75
Jan.18	William & Mary	W	80-75
Jan.31	@ Furman	L	66-89
Feb.1	@ The Citadel	L	77-81
Feb.6	Texas (Arlington)	W	98-89
Feb.8	VMI	W	104-88
Feb.11	@ #6 Davidson	L	95-114
Feb.13	@ East Carolina	L	78-98
Feb.15	The Citadel	W	108-89
Feb.17	West Virginia	L	78-86
Feb.19	Virginia Tech	W	78-77
Feb.22	@ William & Mary	W	96-80

SOUTHERN CONF. TOURN. @ CHARLOTTE, N.C.

Feb.27	Furman	W	66-64
Feb.28	#5 Davidson	L	83-97

%Big 5 Tournament in Salem, Va.

STARTERS

Rybinski, Stan (F)	So.	11.4
Owen, Frank (F)	Jr.	10.2
Ford, Wilton (C)	Sr.	11.2
Foster, Kenny (G)	Jr.	20.1
Frazier, Picot (G)	Jr.	13.8

1969-70 (9-18; SC: 4-9)

(H: 5-7 A: 1-9 N: 3-2)
HEAD COACH: Lewis Mills
Captain: Kenny Foster

Dec.1	Chattanooga	W	85-74
Dec.6	@ West Virginia	L	72-97
Dec.8	East Tennessee	L	57-63
Dec.11	@ William & Mary	L	74-81
Dec.13	East Carolina	W	90-72
Dec.16	#4 Davidson	L	77-98
Dec.19	Virginia%	L	76-87
Dec.20	VMI*	W	69-61
Dec.27	@ East Tennessee	L	92-111
Jan.3	@ Virginia Tech	L	59-69
Jan.6	The Citadel	L	51-53
Jan.9	@ Jacksonville	L	77-113
Jan.13	@ VMI	L	70-71
Jan.15	Virginia Tech	L	59-66
Jan.17	Virgin Islands	W	122-61
Jan.29	@ East Carolina	L	91-115
Jan.31	Furman*	L	59-66
Feb.3	@ The Citadel***	W	82-81
Feb.6	Jacksonville	L	49-88
Feb.10	George Washington	L	85-98
Feb.14	@ #13 Davidson	L	60-97
Feb.16	@ Furman	L	51-52
Feb.19	VMI	W	78-54
Feb.21	William & Mary	W	78-60

SOUTHERN CONF. TOURN. @ CHARLOTTE, N.C.

Feb.26	East Carolina	W	75-73
Feb.27	George Washington	W	77-69
Feb.28	Davidson	L	61-81

% Big 5 T#11 ornament in Hampton, Va.

*Overtime ***Triple Overtime

STARTERS

Frazier, Picot (F)	Sr.	14.1
Owen, Frank (F)	Sr.	7.8
Hewitt, Jim (C)	Jr.	14.6
Foster, Kenny (G)	Sr.	13.5
Bushkar, Phil (G)	Jr.	6.1

1970-71 (7-21; SC: 3-9)

(H: 4-3 A: 0-12 N: 3-6)
HEAD COACH: Lewis Mills
Captains: Bart Eisner, Jim Hewitt

Dec.1	William & Mary%	L	68-69
Dec.2	VMI*	W	75-57
Dec.3	William & Mary%	L	84-97
Dec.9	@ East Tennessee*	L	65-69
Dec.12	Jacksonville#	L	69-94
Dec.15	@ Davidson	L	54-67
Dec.19	@ Rhode Island	L	71-102
Dec.29	George Washington\$	L	79-96

Dec.30	Virginia Tech\$	L	57-77
Jan.2	@ Maryland	L	67-99
Jan.5	East Carolina	L	63-79
Jan.9	William & Mary	L	69-72
Jan.12	The Citadel	W	67-64
Jan.14	@ Furman	L	77-101
Jan.16	Virginia Tech**	W	74-73
Jan.30	@ Virginia Tech	L	58-89
Feb.2	@ Cincinnati	L	71-78
Feb.6	@ East Carolina	L	81-82
Feb.8	@ VMI	L	63-73
Feb.11	Furman	W	106-87
Feb.13	Davidson	L	70-80
Feb.16	@ The Citadel	L	63-78
Feb.20	VMI	W	93-77
Feb.25	@ George Washington	L	101-118
Feb.27	@ William & Mary	L	82-103

SOUTHERN CONF. TOURN. @ CHARLOTTE, N.C.

Mar.4	East Carolina	W	69-67
Mar.5	William & Mary	W	66-64
Mar.6	Furman	L	61-68

Big 5 Tournament in Hampton, Va.
at Slaughter, Va.

\$ Presidential Classic in Fort Myer, Va.
*Overtime **Double Overtime

STARTERS

Rybinski, Stan (F)	Sr.	11.6
Amann, Ray (F)	So.	7.2
Hewitt, Jim (C)	Sr.	12.8
Anastasio, Mike (G)	So.	14.3
Hatcher, Roger (G)	So.	8.9

1971-72 (6-19; SC: 3-9)

(H: 5-8 A: 1-8 N: 0-3)
HEAD COACH: Lewis Mills
CAPTAINS: Roger Hatcher, John Welch

Dec.1	@ Duke	L	42-54
Dec.2	Belmont Abbey	W	58-54
Dec.4	@ Virginia Tech	L	58-83
Dec.8	East Tennessee	L	66-68
Dec.11	VMI	W	73-61
Dec.14	Davidson	L	66-100
Dec.20	Virginia Tech%	L	54-82
Dec.21	#18 Virginia%	L	58-93
Jan.4	Canisius	L	55-69
Jan.6	@ East Carolina	W	68-67
Jan.8	William & Mary**	L	68-73
Jan.13	Furman	L	66-92
Jan.15	@ Davidson	L	80-112
Jan.29	Cincinnati	L	80-89
Feb.1	The Citadel	W	75-68
Feb.5	Virginia Tech	L	65-82
Feb.9	East Carolina	L	74-80
Feb.12	Rhode Island**	W	84-76
Feb.14	@ Furman	L	97-113
Feb.16	@ The Citadel	L	79-99
Feb.19	West Virginia	W	99-87
Feb.22	@ #12 Maryland	L	61-76
Feb.24	@ VMI**	L	74-79
Feb.26	@ William & Mary	L	62-85

SOUTHERN CONF. TOURN. @ GREENVILLE, S.C.

Mar.2	William & Mary	L	82-98
-------	----------------	---	-------

Home games played in the Richmond Coliseum

% at Roanoke (Roanoke Classic)
** Double Overtime

STARTERS

Wiseman, Clark (F)	Sr.	11.2
Collier, Gus (F)	So.	10.5
Snider, Jeff (C)	So.	11.5
Anastasio, Mike (G)	Jr.	8.9
Hatcher, Roger (G)	Jr.	6.1

1972-73 (8-16; SC: 5-9)

(H: 5-8 A: 3-7 N: 0-1)
HEAD COACH: Lewis Mills
Captains: Mike Anastasio, Ray Amann

Dec.2	#3 Maryland	L	50-82
Dec.4	West Virginia	L	48-55
Dec.7	@ Appalachian State	L	65-67

Richmond Men's Basketball

2022-23 Media Guide

Dec. 9	at VMI	L	60-71
Dec. 12	Davidson	L	80-88
Dec. 16	at Canisius	W	75-73
Dec. 22	at Virginia Tech	L	61-71
Jan. 4	East Carolina	W	84-75
Jan. 6	at William & Mary	W	65-58
Jan. 10	Villanova	L	74-79
Jan. 13	George Washington	L	72-80
Jan. 20	at Davidson	L	77-89
Jan. 24	Duke	L	66-70
Jan. 27	The Citadel	W	65-63
Jan. 29	Appalachian State	W	111-69
Feb. 1	Furman	L	62-66
Feb. 3	at The Citadel	L	72-77
Feb. 7	at East Carolina	L	64-69
Feb. 13	at West Virginia	W	78-75
Feb. 15	at Furman	L	89-109
Feb. 19	#19 Virginia Tech**	W	94-93
Feb. 22	VMI	W	113-84
Feb. 24	William & Mary	L	64-66

SOUTHERN CONF. TOURN. @ RICH. COLISEUM
Mar. 1 East Carolina.....L 62-96

All home games from Dec. 1972-present
played at the Robins Center. ** Double OT

STARTERS

Stewart, Aron (F)	Jr.	30.2
Amann, Ray (F)	Sr.	9.2
Snider, Jeff (C)	Jr.	11.9
Jacobs, Bob (G)	Jr.	10.7
Anastasio, Mike (G)	Sr.	5.0

1973-74 (16-12; SC: 10-4)

(H: 9-2 A: 4-7 N: 3-3)
HEAD COACH: Lewis Mills
CAPTAIN: Aron Stewart

Dec. 1	at Villanova	L	58-71
Dec. 3	Appalachian State	W	78-60
Dec. 5	at Duquesne	L	39-48
Dec. 8	Furman	L	73-77
Dec. 11	at William & Mary*	L	71-73
Dec. 15	Davidson	W	79-78
Dec. 28	UNC-Charlotte%	L	68-112
Dec. 29	George Washington%	W	68-67
Jan. 2	at #3 Maryland#	L	60-96
Jan. 9	East Carolina	W	79-78
Jan. 16	UC-Irvine	W	79-73
Jan. 19	Jacksonville	L	74-84
Jan. 23	at West Virginia	L	76-79
Jan. 26	at Virginia Tech	L	68-72
Jan. 29	at VMI	W	81-65
Feb. 2	The Citadel*	W	89-82
Feb. 4	at Appalachian State	W	93-83
Feb. 6	at Davidson	L	72-93
Feb. 9	VMI	W	84-78
Feb. 12	Virginia Tech	W	90-86
Feb. 14	at Furman	L	81-104
Feb. 16	at The Citadel	W	73-65
Feb. 18	West Virginia	W	84-83
Feb. 20	at East Carolina	W	76-68
Feb. 23	William & Mary	W	88-81

SOUTHERN CONF. TOURN. @ RICH. COLISEUM
Feb. 27 VMI.....W 69-59
Mar. 1 Davidson.....W 86-68
Mar. 2 Furman.....L 60-62

% Queen City Classic at Buffalo, N.Y.
* Overtime # at Baltimore, Md.

STARTERS

Stewart, Aron (F)	Sr.	26.5
Gray, Eric (F)	Jr.	16.0
McCurdy, Bob (C)	Jr.	17.6
MacK, Carlton (G)	Sr.	5.9
Catlett, Steve (G)	Jr.	4.0

1974-75 (10-16; SC: 7-7)

(H: 6-7 A: 4-8 N: 0-1)
HEAD COACH: Carl Slone
CAPTAINS: Steve Catlett, Bob McCurdy

Nov. 30	at #4 Maryland	L	81-106
Dec. 5	Cal St.-Fullerton	L	79-83
Dec. 7	Furman	L	77-84
Dec. 12	Davidson	W	67-61

Dec. 14	at VMI	W	95-90
Dec. 27	Rollins%	W	80-77
Dec. 28	Central Michigan%	L	83-106
Jan. 8	Duquesne	L	90-97
Jan. 11	VMI	L	95-98
Jan. 15	at Geo. Washington	L	80-101
Jan. 18	at Appalachian State	W	100-70
Jan. 22	East Carolina	L	80-101
Jan. 25	Virginia Tech	L	69-83
Jan. 29	at Jacksonville	L	58-66
Feb. 1	The Citadel	W	80-75
Feb. 4	at Davidson	L	79-103
Feb. 6	William & Mary	W	84-75
Feb. 8	at Virginia Tech	L	79-106
Feb. 10	Tulane	W	80-79
Feb. 13	at Furman	L	88-87
Feb. 15	at The Citadel	W	99-90
Feb. 17	West Virginia*	W	84-82
Feb. 19	at East Carolina	L	76-100
Feb. 22	at William & Mary	L	60-72
Feb. 26	Appalachian State**	W	101-97

SOUTHERN CONF. TOURN. GAME @ ROBINS CENTER
Mar. 1 VMI.....L 81-85

* Tangerine Bowl Tournament Winter Park, Fla.
* Overtime ** Double Overtime

STARTERS

McCurdy, Bob (F)	Sr.	32.9
Williams, Dave (F)	Sr.	5.6
Heifner, Ken (C)	Fr.	4.1
Eastman, Kevin (G)	So.	16.0
Campbell, John (G)	Fr.	7.9

1975-76 (14-14; SC: 7-7)

(H: 8-5 A: 5-8 N: 1-1)
HEAD COACH: Carl Slone
CAPTAIN: Kevin Eastman

Nov. 29	at Wake Forest	L	90-94
Dec. 1	Appalachian State	W	53-52
Dec. 3	at Davidson	W	75-62
Dec. 6	#2 Maryland	L	71-98
Dec. 10	at Duquesne	L	58-60
Dec. 13	at VMI	L	60-65
Dec. 20	George Washington	L	77-84
Jan. 3	East Tennessee State	W	83-69
Jan. 8	at East Tennessee St.	W	71-67
Jan. 10	at Appalachian State	W	87-62
Jan. 12	East Carolina	W	88-71
Jan. 15	Furman***	W	106-96
Jan. 17	Davidson	W	72-69
Jan. 21	at East Carolina	L	75-85
Jan. 24	The Citadel	L	74-75
Jan. 29	Va. Commonwealth	W	71-65
Jan. 31	at William & Mary	W	80-72
Feb. 4	at Tulane	L	79-84
Feb. 7	at The Citadel	L	79-91
Feb. 10	at Va. Commonwealth	W	68-66
Feb. 12	at Furman	L	85-97
Feb. 14	American	W	77-61
Feb. 18	VMI	L	67-74
Feb. 21	William & Mary	L	102-107
Feb. 25	at West Virginia	L	84-109

SOUTHERN CONF. TOURN. GAME @ ROBINS CENTER
Feb. 28 The Citadel.....W 82-69

SOUTHERN CONF. TOURN. @ GREENVILLE, S.C.
Mar. 3 William & Mary.....W 84-78
Mar. 4 VMI.....L 33-41

***Triple overtime

STARTERS

Butler, Jeff (F)	Jr.	14.3
Sullivan, Craig (F)	Jr.	10.3
Morton, Mike (C)	Fr.	13.1
Eastman, Kevin (G)	Jr.	13.8
Slappy, Larry (G)	So.	8.4

1976-77 (15-11)(H: 10-5A: 5-5 N: 0-1)

HEAD COACH: Carl Slone
CAPTAINS: Jeff Butler, Kevin Eastman

Nov. 26	Navy#	W	56-49
Nov. 27	George Washington#	W	64-62
Dec. 1	at Auburn	L	63-86
Dec. 4	at Va. Commonwealth*	W	68-66
Dec. 8	Catholic	W	80-62

Dec. 11	at Duke	L	63-65
Dec. 21	East Tennessee State	L	60-63
Dec. 29	Virginia Tech%	L	58-59
Dec. 30	Va. Commonwealth%	W	58-55
Jan. 1	#7 Wake Forest	L	73-84
Jan. 4	at #15 Maryland	L	78-90
Jan. 8	East Carolina	W	72-62
Jan. 12	Rhode Island	W	79-74
Jan. 15	William & Mary	L	62-67
Jan. 18	at American	W	81-75
Jan. 20	VMI	L	79-88
Jan. 22	Long Island	W	94-73
Jan. 26	Pennsylvania	W	73-69
Jan. 29	Stetson	W	69-60
Feb. 2	at South Carolina	L	63-95
Feb. 5	Jacksonville	W	67-65
Feb. 7	at Geo. Washington	W	81-80
Feb. 12	at VMI	L	87-92
Feb. 19	at William & Mary	W	78-77
Feb. 26	Va. Commonwealth*	W	78-75
Feb. 28	Randolph-Macon	L	64-71

% T-D Invitational Tour. at Rich. Coliseum
* Overtime # Spider Classic

STARTERS

Butler, Jeff (F)	Sr.	16.1
Sullivan, Craig (F)	Sr.	11.8
Boehling, Bob (C)	Fr.	6.9
Eastman, Kevin (G)	Sr.	12.4
Williams, Jeff (G)	Sr.	7.3

1977-78 (4-22)

(H: 3-10 A: 1-10 N: 0-2)
HEAD COACH: Carl Slone
CAPTAIN: John Campbell

Nov. 25	St. Joseph's%	L	57-85
Nov. 26	Va. Commonwealth%	L	62-79
Nov. 30	George Washington	L	54-60
Dec. 3	Virginia Tech*	L	76-86
Dec. 8	Atlantic Christian	W	71-58
Dec. 10	at Wake Forest	L	73-103
Dec. 19	Randolph-Macon	W	53-46
Dec. 28	at Vanderbilt	L	68-101
Dec. 31	Boston University	L	63-69
Jan. 3	at Stetson	L	56-73
Jan. 11	Old Dominion	W	82-81
Jan. 14	at William & Mary	L	43-75
Jan. 17	at Pennsylvania	L	66-87
Jan. 21	at Va. Commonwealth	L	63-82
Jan. 25	at Rhode Island	L	48-87
Jan. 28	American	L	62-77
Feb. 1	at VMI	L	90-110
Feb. 4	at East Carolina	W	82-80
Feb. 8	VMI	L	51-66
Feb. 10	#13 Virginia*	L	42-68
Feb. 11	Va. Commonwealth*	L	66-67
Feb. 14	Duquesne	L	72-79
Feb. 16	at Old Dominion	L	70-78
Feb. 18	William & Mary	L	48-59
Feb. 22	East Carolina	L	53-71
Feb. 25	South Carolina	L	48-93

% Spider Classic at Robins Center
* T-D Invitational Tour. at Richmond Coliseum
^ at Richmond Coliseum

STARTERS

Perry, Mike (F)	Fr.	19.0
Butler, Miller (F)	Jr.	10.0
Boehling, Bob (C)	So.	4.0
Campbell, John (G)	Sr.	3.7
Harrison, J.D. (G)	So.	5.6

1978-79 (10-16)

(H: 7-8; A: 2-7 N: 1-1)
HEAD COACH: Lou Goetz
CAPTAIN: Mike Perry

Nov. 24	Washington College%	W	93-68
Nov. 25	Vanderbilt%	L	59-70
Nov. 29	Atlantic Christian	W	97-69
Dec. 7	at Va. Commonwealth	L	71-84
Dec. 9	Roanoke	L	57-72

Richmond Men's Basketball

2022-23 Media Guide

Dec. 12	Auburn	L	72-84
Dec. 22	Wake Forest^	L	89-93
Dec. 29	Old Dominion*	L	92-100
Dec. 30	William & Mary*1	W	64-62
Jan. 3	Penn State	L	65-69
Jan. 10	at Catholic	L	72-73
Jan. 13	William & Mary	W	83-72
Jan. 18	Pennsylvania	L	85-97
Jan. 22	at Virginia Tech	L	80-100
Jan. 24	at VMI	W	90-78
Jan. 27	Va. Commonwealth	L	92-96
Jan. 29	at Long Island	L	87-88
Feb. 3	West Va. Tech	W	71-60
Feb. 5	Niagara	W	66-65
Feb. 7	Stetson	W	101-88
Feb. 10	at Geo. Washington	L	77-99
Feb. 12	at Boston University	L	69-89
Feb. 14	at Randolph-Macon	W	45-44
Feb. 17	at William & Mary	L	64-68
Feb. 21	VMI	W	79-76
Feb. 24	Virginia Tech	L	91-93

% Spider Classic at Robins Center
 *T-D Invitational Tour. at Richmond Coliseum
 ^ Overtime
 ^ Double Overtime
STARTERS
 Perry, Mike (F) So. 18.3
 Schweitz, John (F) Fr. 9.0
 Cowan, Vince (C) Jr. 13.0
 Sember, Paul (G) Fr. 5.3
 Reed, Mark (G) So. 7.4

1979-80 (13-14; ECAC South: 4-3)

(H: 9-4; A: 2-8 N: 2-2)
 HEAD COACH: Lou Goetz
 CAPTAINS: Mike Perry, Ukee Washington
 Nov. 30 West Va. Tech% W 114-96
 Dec. 1 Va. Commonwealth% L 67-69
 Dec. 3 Bluefield W 132-69
 Dec. 5 George Mason W 105-70
 Dec. 7 Connecticut^ L 79-81
 Dec. 8 Cal St.-Fullerton^ W 84-75
 Dec. 19 at Wake Forest L 75-92
 Dec. 22 George Washington L 78-86
 Dec. 28 Old Dominion* L 84-90
 Dec. 29 Va. Commonwealth* L 71-86
 Jan. 2 at South Florida W 83-64
 Jan. 4 St. Francis (Pa.)#1 W 90-89
 Jan. 5 Florida Southern! L 67-68
 Jan. 9 Oglethorpe W 101-85
 Jan. 14 Baltimore W 77-56
 Jan. 16 James Madison W 64-50
 Jan. 19 at William & Mary L 81-82
 Jan. 23 Upsala W 92-86
 Jan. 26 at Pennsylvania L 78-84
 Jan. 28 at Penn State L 61-71
 Jan. 31 Towson State L 83-88
 Feb. 2 VMI W 104-92
 Feb. 9 William & Mary L 74-83
 Feb. 14 at Long Island L 70-78
 Feb. 16 at Niagara W 67-65
 Feb. 20 Va. Commonwealth W 76-67

ECAC SOUTHERN DIVISION TOURNAMENT
 GAME @ WILLIAMSBURG, VA.
 Feb. 26 William & Mary L 77-78
 % Spider Classic at Robins Center
 *T-D Invitational Tour. at Richmond Coliseum
 ^ Utah Classic at Salt Lake City, Utah
 ! Citrus Classic at Lakeland, Fla.
 # Overtime
STARTERS
 Perry, Mike (F) Jr. 19.1
 Cowan, Vince (F) Sr. 13.2
 Pehl, Jeff (C) Fr. 6.3
 Schweitz, John (G) So. 17.7
 Mills, Doug (G) Fr. 5.5

1980-81 (15-14; ECAC South: 5-6)

(H: 8-5 A: 5-6 N: 2-3)
 HEAD COACH: Lou Goetz
 CAPTAIN: Mike Perry
 Nov. 29 Radford W 103-64
 Dec. 1 at Virginia Tech L 78-81

Dec. 3	at Geo. Washington	W	92-69
Dec. 5	Catholic%	W	89-68
Dec. 6	Virginia State%	W	102-79
Dec. 9	at Va. Commonwealth	L	76-88
Dec. 20	West Va. Tech.	W	94-75
Dec. 29	Old Dominion#	L	64-71
Dec. 30	Virginia Tech#	L	79-83
Jan. 8	Old Dominion	L	76-89
Jan. 10	at James Madison	L	73-92
Jan. 12	at East Carolina	W	80-63
Jan. 14	William & Mary	L	42-44
Jan. 17	Upsala	W	80-74
Jan. 21	George Mason	W	68-57
Jan. 24	at Navy	W	64-56
Jan. 26	at South Carolina	L	77-93
Jan. 29	at VMI	W	79-73
Jan. 31	Va. Commonwealth	L	55-66
Feb. 4	Baltimore	W	83-62
Feb. 7	at Old Dominion*	L	80-82
Feb. 11	at William & Mary	W	53-51
Feb. 16	Stockton State	W	73-59
Feb. 21	East Carolina	L	65-67
Feb. 26	at American	L	69-75
Feb. 28	James Madison	L	63-69

ECAC SOUTH QUARTERFINAL GAME @ LORETTO, PA.
 Mar. 3 St. Francis (Pa.) W 98-78
 ECAC TOURNAMENT @ HAMPTON, VA.
 Mar. 6 Old Dominion W 81-77
 Mar. 7 James Madison L 60-69
 % Spider Classic at Robins Center
 #T-D Invitational Tour. at Richmond Coliseum
 ^ Overtime
STARTERS
 Perry, Mike (F) Sr. 22.8
 Heher, Andy (F) So. 6.3
 Pehl, Jeff (C) So. 11.0
 Schweitz, John (G) Jr. 18.7
 Elliott, Rick (G) Sr. 3.0

1981-82 (18-11; ECAC South: 6-4)

NATIONAL INVITATIONAL TOURNAMENT
 (H: 15-3 A: 2-7 N: 1-1)
 HEAD COACH: Dick Tarrant
 CAPTAINS: John Schweitz, Jeff Pehl
 Nov. 28 #13 Wake Forest W 64-61
 Nov. 30 Delaware Valley W 91-61
 Dec. 2 NC Wesleyan W 85-41
 Dec. 4 Loyola (Md.)% W 67-55
 Dec. 5 Lafayette% W 57-51
 Dec. 7 Virginia Tech L 68-70
 Dec. 9 VMI W 83-48
 Dec. 19 at Oregon W 65-64
 Dec. 23 at S. California L 78-83
 Dec. 29 at Virginia^ L 43-74
 Dec. 30 Va. Commonwealth# L 53-59
 Jan. 1 South Carolina W 58-45
 Jan. 7 West Va. Tech W 76-58
 Jan. 11 James Madison W 56-51
 Jan. 16 Radford W 75-66
 Jan. 20 at William & Mary L 47-70
 Jan. 23 Navy L 55-65
 Jan. 30 at East Carolina W 81-71
 Feb. 3 at Old Dominion L 57-80
 Feb. 6 William & Mary W 60-55
 Feb. 8 at Va. Commonwealth L 63-77
 Feb. 10 Va. Commonwealth W 64-59
 Feb. 13 at James Madison L 59-66
 Feb. 17 George Mason W 68-59
 Feb. 22 Old Dominion W 63-62
 Feb. 24 East Carolina W 89-63
 ECAC SOUTH TOURNAMENT @ NORFOLK, VA.
 Mar. 4 East Carolina W 49-42
 Mar. 5 Old Dominion L 69-77

NIT First Round @ Robins Center
 Mar. 12 Maryland L 50-66
 % Spider Classic at Robins Center
 #T-D Invitational Tour. at Richmond Coliseum
STARTERS
 Schweitz, John (F) Sr. 17.5
 Flye, Bill (F) So. 10.3
 Pehl, Jeff (C) Jr. 10.0
 Bethea, Tom (G) Jr. 9.3
 Johnson, Kelvin (G) Fr. 6.0

1982-83 (12-16; ECAC South: 2-7)

(H: 8-5 A: 4-10 N: 0-1)
 HEAD COACH: Dick Tarrant
 CAPTAINS: Tom Bethea, Bill Dooley
 Nov. 26 Campbell W 70-53
 Nov. 29 Radford W 68-61
 Dec. 1 at Wake Forest L 54-60
 Dec. 4 Oregon W 66-53
 Dec. 8 at Va. Commonwealth L 48-54
 Dec. 11 at Virginia Tech L 66-86
 Dec. 22 Loyola (Md.) W 74-57
 Dec. 29 #4 Virginia# L 85-102
 Dec. 30 Va. Commonwealth# L 74-80
 Jan. 3 at South Carolina L 72-73
 Jan. 5 at Stetson W 53-52
 Jan. 8 Va. Commonwealth L 56-65
 Jan. 12 George Mason W 50-49
 Jan. 15 East Carolina W 68-56
 Jan. 18 at Old Dominion W 71-70
 Jan. 22 at Navy L 55-57
 Jan. 26 at William & Mary L 68-76
 Jan. 29 Long Island W 74-66
 Jan. 31 at George Mason L 67-74
 Feb. 3 at VMI W 75-69
 Feb. 9 at Randolph-Macon W 59-49
 Feb. 12 James Madison L 51-62
 Feb. 16 at East Carolina** L 75-79
 Feb. 19 Providence W 55-54
 Feb. 23 William & Mary L 47-49
 Feb. 26 Old Dominion L 52-66
 Mar. 3 at James Madison L 58-77

ECAC SOUTH TOURNAMENT @ ROBINS CENTER
 Mar. 10 Navy L 69-74
 #Times-Dispatch Tour. @ Richmond Coliseum
 **Double Overtime
STARTERS
 Newman, John (F) Fr. 12.2
 Flye, Bill (F) Jr. 7.7
 Pehl, Jeff (C) Sr. 11.3
 Bethea, Tom (G) Sr. 11.6
 Johnson, Kelvin (G) So. 9.9

1983-84 (22-10; ECAC South 7-3, 1st)

NCAA TOURNAMENT
 (H: 13-2 A: 5-6 N: 4-2)
 HEAD COACH: Dick Tarrant
 CAPTAINS: Bill Flye, Kelvin Johnson
 Nov. 25 George Mason% L 68-78
 Nov. 26 Lafayette% W 65-49
 Nov. 30 Radford W 75-57
 Dec. 3 at East Tennessee W 65-56
 Dec. 6 Catholic W 85-62
 Dec. 10 at Va. Commonwealth L 45-59
 Dec. 21 UNC Wilmington W 65-48
 Dec. 29 Virginia Tech# W 61-56
 Dec. 30 Va. Commonwealth# L 47-61
 Jan. 4 at #8 Wake Forest L 57-82
 Jan. 7 at Virginia Tech L 63-83
 Jan. 9 VMI L 61-58
 Jan. 11 at Navy W 75-61
 Jan. 18 George Mason W 66-57
 Jan. 21 at East Carolina W 61-55
 Jan. 23 at Campbell W 73-60
 Jan. 25 James Madison* W 57-55
 Jan. 28 William & Mary W 69-60
 Feb. 1 South Carolina W 70-58
 Feb. 4 Marquette L 55-59
 Feb. 8 Navy W 69-66
 Feb. 11 at George Mason L 74-77
 Feb. 14 Va. Commonwealth W 56-51
 Feb. 18 East Carolina W 60-50
 Feb. 25 at James Madison L 61-71
 Feb. 29 Virginia Tech W 55-53
 Mar. 3 at William & Mary L 65-83
 ECAC SOUTH TOURN. @ HARRISONBURG, VA.
 Mar. 9 James Madison W 65-57
 Mar. 10 Navy W 74-55
 NCAA OPENING ROUND @ PHILADELPHIA, PA.
 Mar. 13 Rider W 89-65
 NCAA REGIONALS @ CHARLOTTE, N.C.
 Mar. 15 Auburn W 72-71
 Mar. 17 Indiana L 67-75

Richmond Men's Basketball

2022-23 Media Guide

%Cavalier Tip-Off Tourn. @ Charlottesville, Va
 #Times-Dispatch Tournament @ Robins Center
 *Overtime

STARTERS

Newman, John (F).....	So.	21.9
Davis, John (F).....	So.	6.1
Flye, Bill (C).....	Sr.	13.6
Johnson, Kelvin (G).....	Jr.	13.8
Beckwith, Greg (G).....	Sr.	6.3

1984-85 (21-11; CAA: 11-3, 1st)

NATIONAL INVITATIONAL TOURNAMENT
 (H: 10-3 A: 7-6 N: 4-2)

HEAD COACH: Dick Tarrant
 Captains: Kelvin Johnson, John Newman

Nov.30 Tampa%.....	W	68-59
Dec.1 Virginia%.....	L	52-57
Dec.4 Va. Commonwealth.....	L	60-69
Dec.10 Campbell.....	W	74-58
Dec.20 Drexel.....	W	85-52
Dec.22 at Tennessee.....	L	64-77
Dec.28 Va. Commonwealth#.....	L	52-68
Dec.29 James Madison#.....	W	67-55
Jan.10 Navy.....	L	63-67
Jan.12 at UNC Wilmington.....	W	75-52
Jan.16 at George Mason*.....	W	76-75
Jan.19 East Carolina.....	W	63-50
Jan.21 at American.....	W	74-58
Jan.24 at James Madison.....	W	72-68
Jan.26 at William & Mary*.....	W	82-76
Jan.30 UNC Wilmington.....	W	70-54

Feb.2 at Navy.....	L	55-80
Feb.5 at Marquette.....	L	67-75
Feb.9 George Mason.....	L	53-54
Feb.12 at Loyola (Md.).....	W	84-52
Feb.14 Radford.....	W	71-42
Feb.16 at East Carolina.....	W	63-60
Feb.18 Hofstra.....	W	85-70
Feb.23 James Madison.....	W	74-56
Feb.25 American.....	W	82-63
Feb.27 at VMI.....	L	47-48
Mar.2 William & Mary.....	W	68-58

ECAC-SOUTH TOURN. @ WILLIAMSBURG, VA.
 Mar.7 American..... W 74-68
 Mar.8 George Mason..... W 77-64
 Mar.9 Navy..... L 76-85

NIT FIRST ROUND @ ROBINS CENTER
 Mar.15 Fordham..... W 59-57
 NIT SECOND ROUND @ BLOOMINGTON
 Mar.19 Indiana..... L 53-75

%Cavalier Tip-Off Tourn. @ Charlottesville, Va.
 #Times-Dispatch Tourn. @ Richmond Coliseum
 *Overtime

STARTERS

Newman, John (F).....	Jr.	21.3
Davis, John (F).....	Jr.	7.4
Woolfolk, Pete (C).....	Fr.	9.8
Johnson, Kelvin (G).....	Sr.	15.8
Beckwith, Greg (G).....	Jr.	4.5

1985-86 (23-7; CAA: 12-2 2nd)

NCAA TOURNAMENT
 (H: 11-2 A: 10-4 N: 2-1)

HEAD COACH: Dick Tarrant (CAA Coach of the Year)
 CAPTAINS: Greg Beckwith, John Davis, John Newman

Nov.26 at Providence.....	W	70-64
Nov.30 Wake Forest.....	W	66-43
Dec.3 at Va. Commonwealth.....	W	64-59
Dec.6 St. Mary's%.....	W	75-63
Dec.7 Stanford%.....	W	57-53
Dec.10 VMI.....	W	69-61
Dec.20 Va. Commonwealth*.....	W	67-65
Dec.21 Virginia#.....	W	58-46
Dec.30 at #7 Georgia Tech.....	L	64-90
Jan.4 William & Mary.....	W	52-36
Jan.11 East Carolina.....	W	60-52
Jan.13 UNC Wilmington.....	W	79-63
Jan.15 Radford.....	W	74-52
Jan.18 at George Mason.....	W	62-59
Jan.20 at James Madison.....	W	61-44
Jan.23 Navy.....	W	67-61
Jan.25 American.....	W	74-59

1987-88 (26-7; CAA: 11-3, 1st)

NCAA TOURNAMENT SWEET 16
 (H: 11-2 A: 8-4 N: 7-1)

HEAD COACH: Dick Tarrant
 CAPTAINS: Steve Kratzer, Rodney Rice, Peter Woolfolk

Nov.27 Boston University.....	W	66-61
Nov.28 #3 North Carolina%.....	L	76-87
Dec.4 Tulsa(!).....	W	64-60

Jan.27 Old Dominion.....	L	59-62
Jan.30 at #16 Virginia Tech.....	L	67-71
Feb.1 at William & Mary.....	W	67-47
Feb.8 at East Carolina.....	W	71-52
Feb.10 at UNC Wilmington.....	W	70-59
Feb.13 James Madison.....	W	68-62
Feb.15 George Mason.....	L	58-73
Feb.20 Loyola (Md.).....	W	76-62
Feb.22 at American.....	W	76-68
Feb.25 at Navy.....	L	72-85

CAA TOURNAMENT

Mar.1 William & Mary\$.....	W	61-50
Mar.3 at George Mason(!).....	L	60-62
NCAA TOURN. FIRST ROUND @ SYRACUSE, N.Y.		
Mar.14 St. Josephs.....	L	59-60

%Apple Invitational @ Palo Alto, Calif.
 *Overtime
 #Times-Dispatch Tourn. @ Richmond Coliseum
 \$CAA Tourn. Quarterfinal @ Robins Center
 (!)CAA Tournament Semifinal @ Fairfax, Va.

STARTERS

Newman, John (F).....	Sr.	21.9
Davis, John (F).....	Sr.	7.0
Kratzer, Steve (C).....	So.	8.2
Beckwith, Greg (G).....	Sr.	4.7
Rice, Rodney (G).....	So.	11.5

1986-87 (15-14; CAA: 8-6, 3rd)

(H: 7-5 A: 6-7 N: 2-2)
 HEAD COACH: Dick Tarrant
 CAPTAINS: Steve Kratzer, Rodney Rice, Peter Woolfolk

Nov.28 Rice%.....	W	73-66
Nov.29 #6 Georgia Tech*.....	W	67-62
Dec.2 Southern California.....	L	51-63
Dec.6 at VMI.....	L	57-68
Dec.8 at Radford.....	W	65-59
Dec.22 at Old Dominion.....	L	56-62
Dec.29 Virginia Tech#.....	L	69-79
Dec.30 Va. Commonwealth#.....	L	57-60
Jan.3 at William & Mary.....	W	68-66
Jan.6 Fairfield (!)**.....	W	91-87
Jan.8 at Navy.....	W	64-62
Jan.10 at East Carolina.....	L	70-78
Jan.12 at UNC Wilmington.....	L	63-84
Jan.14 Virginia Tech.....	W	77-62
Jan.17 George Mason.....	W	74-52
Jan.19 James Madison.....	L	59-62
Jan.22 Va. Commonwealth.....	L	66-79
Jan.24 at American.....	L	67-77
Jan.28 at Wake Forest*.....	L	61-64
Jan.31 William & Mary.....	W	70-50
Feb.3 at Loyola (Md.).....	W	80-62
Feb.7 UNC Wilmington.....	L	54-56
Feb.9 East Carolina.....	W	62-60
Feb.14 at George Mason.....	W	65-63
Feb.16 at James Madison***.....	W	94-92
Feb.21 American*.....	W	72-69
Feb.24 Navy.....	L	66-84

CAA TOURNAMENT @ HAMPTON, VA.		
Feb.28 American.....	W	75-62
Mar.1 UNC Wilmington.....	L	63-69

%Central Fidelity Hol. Classic @ Robins Center
 #Times-Dispatch Tourn. @ Richmond Coliseum
 (!) Game played at the Meadowlands, N.J.
 *Overtime **Triple Overtime

STARTERS

Woolfolk, Peter (F).....	Jr.	13.9
Stapleton, Scott (F).....	Fr.	4.9
Kratzer, Steve (C).....	Jr.	12.0
Rice, Rodney (G).....	Jr.	12.0
Atkinson, Ken (G).....	Fr.	7.5

Dec.5 at Arizona State(!).....	W	76-63
Dec.9 Radford.....	W	67-53
Dec.18 Va. Commonwealth#.....	W	60-58
Dec.19 Old Dominion#.....	W	70-63
Dec.22 at Georgia Tech.....	W	73-67
Jan.4 at Va. Commonwealth.....	L	53-72
Jan.6 VMI.....	W	88-55
Jan.9 Navy.....	W	78-63
Jan.11 La Salle.....	W	82-81
Jan.13 at American.....	W	78-65
Jan.16 George Mason.....	W	86-70
Jan.20 at James Madison.....	L	54-58
Jan.23 East Carolina.....	W	84-79
Jan.27 UNC Wilmington.....	W	73-66
Jan.30 at William & Mary.....	W	77-69
Feb.2 Old Dominion.....	W	82-75
Feb.6 at Navy.....	L	59-73
Feb.10 American.....	L	63-68
Feb.13 at George Mason.....	W	62-60
Feb.15 at Virginia Tech.....	L	74-87
Feb.17 James Madison.....	W	69-55
Feb.20 at East Carolina.....	W	68-64
Feb.24 at UNC Wilmington.....	W	61-60
Feb.27 William & Mary.....	W	73-65

CAA TOURNAMENT @ HAMPTON, VA.
 Mar.5 East Carolina..... W 67-41
 Mar.6 UNC Wilmington..... W 54-53
 Mar.7 George Mason..... W 74-71

NCAA TOURNAMENT @ HARTFORD, CONN.
 Mar.18 Indiana..... W 72-69
 Mar.20 #18 Georgia Tech..... W 59-55

NCAA "SWEET SIXTEEN" @ THE MEADOWLANDS, N.J.
 Mar.24 1st Temple..... L 47-69
 %Central Fidelity Hol. Classic @ Robins Center
 (!)Jacket Classic @ Tempe, Ariz.

#Times-Dispatch Tourn. @ Richmond Coliseum

STARTERS

Woolfolk, Peter (F).....	Sr.	18.3
Stapleton, Scott (F).....	Sr.	7.8
Kratzer, Steve (C).....	Sr.	8.1
Rice, Rodney (G).....	Sr.	14.0
Atkinson, Ken (G).....	So.	9.0

1988-89 (21-10; CAA: 13-1, 1st)

NATIONAL INVITATIONAL TOURNAMENT
 (H: 10-3 A: 8-4 N: 3-3)

HEAD COACH: Dick Tarrant
 CAPTAIN: Mike Winicki

Nov.25 Baylor%.....	W	56-38
Nov.26 Alabama%.....	L	49-54
Nov.28 at Wake Forest.....	W	74-61
Dec.2 at Old Dominion.....	L	57-75
Dec.5 at Campbell.....	L	68-71
Dec.7 Va. Commonwealth.....	W	74-58
Dec.10 at #8 North Carolina(!).....	L	68-76
Dec.20 #16 Georgia Tech.....	L	50-62
Dec.29 Virginia Tech#.....	L	68-79
Dec.30 James Madison#.....	W	65-61
Jan.5 UNC Wilmington.....	W	78-60
Jan.7 at La Salle.....	L	76-97
Jan.9 American.....	W	78-71
Jan.11 East Carolina.....	W	83-56
Jan.14 at Navy*.....	W	76-74
Jan.18 Marist \$.....	W	75-73
Jan.21 at George Mason.....	W	84-61
Jan.25 James Madison*.....	W	70-67
Jan.28 William & Mary.....	W	76-60
Feb.2 at VMI.....	W	87-79
Feb.4 at East Carolina.....	W	56-54
Feb.8 at UNC Wilmington.....	L	64-68
Feb.11 Navy.....	W	69-42
Feb.15 at American.....	W	61-57
Feb.18 George Mason.....	W	73-67
Feb.22 at James Madison**.....	W	73-63
Feb.25 at William & Mary.....	W	76-68

CAA TOURNAMENT @ HAMPTON, VA.		
Mar.4 Navy.....	W	96-86
Mar.5 UNC Wilmington.....	L	56-59
NIT FIRST ROUND @ ROBINS CENTER		
Mar.15 Temple.....	W	70-56
NIT SECOND ROUND @ ROBINS CENTER		
Mar.20 Ala.-Birmingham.....	L	61-64

%Central Fidelity Hol. Classic @ Robins Center

Richmond Men's Basketball

2022-23 Media Guide

(1) Game played @ Greensboro, N.C.
 #Times-Dispatch Tour. @ Richmond Coliseum
 \$ Game played @ The Meadowlands, N.J.
 *Overtime **Double Overtime

STARTERS

English, Eric (F).....Sr.	11.7
Stapleton, Scott (F).....Jr.	10.6
Wiernicki, Mike (C).....Sr.	17.6
Taylor, Benji (G).....Sr.	5.5
Atkinson, Ken (G).....Jr.	13.9

1989-90 (22-10; CAA: 10-4, T2nd)

NCAA TOURNAMENT

(H: 12-2 A: 6-6 N: 4-2)

HEAD COACH: Dick Tarrant

CAPTAINS: Scott Stapleton, Ken Atkinson

Nov.15 at #19 N.C. State \$.....L	48-57
Nov.28 at #21 Georgia Tech.....L	74-87
Dec.1 Army%.....W	85-78
Dec.2 South Carolina%.....W	66-60
Dec.4 VMI*.....W	78-77
Dec.6 at Va. Commonwealth.....W	66-54
Dec.20 Old Dominion#.....L	69-62
Dec.21 Virginia#.....L	57-69
Dec.28 at Southern Utah St.....W	95-83
Dec.30 at Nevada-Reno.....L	71-83
Jan.8 James Madison.....W	70-59
Jan.10 American.....W	61-59
Jan.13 at George Mason.....W	87-73
Jan.15 Wake Forest.....W	51-49
Jan.17 Navy.....L	46-57
Jan.20 at UNC Wilmington.....W	71-60
Jan.24 East Carolina.....W	75-54
Jan.27 at William & Mary.....W	71-66
Jan.29 Old Dominion*.....L	74-76
Feb.3 at James Madison.....L	43-77
Feb.7 at American.....L	58-61
Feb.10 George Mason.....W	86-64
Feb.12 Virginia Tech*.....W	86-82
Feb.14 at Navy.....W	79-70
Feb.17 UNC Wilmington.....W	77-70
Feb.21 at East Carolina*.....L	78-81
Feb.23 Fairfield.....W	69-57
Feb.24 William & Mary.....W	72-54

CAA TOURNAMENT @ RICHMOND COLISEUM

Mar.3 UNC Wilmington.....W 67-52

Mar.4 American**.....W 91-90

Mar.5 James Madison.....W 77-72

NCAA TOUR. FIRST ROUND @ ATLANTA, GA

Mar.16 #12 Duke.....L 46-81

\$ Dodge Pre-Season NIT @ Raleigh, N.C.

%Central Fidelity Hol. Classic @ Robins Center

#Times-Dispatch Tour. @ Richmond Coliseum

*Overtime **Double Overtime

STARTERS

Connolly, Terry (F).....Jr.	8.2
Stapleton, Scott (F).....Sr.	10.5
Sheilds, Jim (C).....So.	5.5
Blair, Curtis (G).....So.	12.2
Atkinson, Ken (G).....Sr.	18.9

1990-91 (22-10; CAA: 10-4, 2nd)

NCAA TOURNAMENT

(H: 9-3 A: 9-5 N: 4-2)

HEAD COACH: Dick Tarrant (CAA Coach-of-the-Year)

CAPTAIN: Terry Connolly

Nov.23 Dartmouth%.....W	65-54
Nov.24 #9 Georgia%.....L	45-90
Dec.1 #14 Georgia Tech.....W	73-71
Dec.5 Va. Commonwealth.....W	67-63
Dec.9 at Fairfield.....W	68-60
Dec.11 at Army.....W	82-65
Dec.22 at Wake Forest.....L	56-82
Dec.28 Virginia Tech#.....L	79-82
Dec.29 Va. Commonwealth#.....L	66-72
Jan.3 at Old Dominion.....W	74-65
Jan.7 George Mason.....L	69-77
Jan.9 at James Madison.....L	61-72
Jan.12 American.....L	65-75
Jan.14 College of Charleston.....W	85-54
Jan.16 at Navy.....W	83-82
Jan.19 UNC Wilmington.....W	74-57
Jan.21 at VMI.....L	75-80

Jan.23 at East Carolina.....W	71-64
Jan.26 William & Mary.....W	80-63
Feb.2 at George Mason.....W	75-62
Feb.4 at Virginia Tech.....W	61-56
Feb.6 James Madison.....W	67-50
Feb.9 at American.....W	79-59
Feb.13 Navy.....W	91-72
Feb.16 at UNC Wilmington.....W	81-64
Feb.20 East Carolina.....W	65-50
Feb.23 at William & Mary.....L	69-71

CAA TOURNAMENT @ RICHMOND COLISEUM

Mar.2 East Carolina.....W 86-62

Mar.3 American.....W 78-70

Mar.4 George Mason.....W 81-78

NCAA TOURNAMENT @ COLLEGE PARK, MD.

Mar.14 #4 Syracuse.....W 73-69

Mar.16 Temple.....L 64-77

%Central Fidelity Hol. Classic @ Robins Center

#Times-Dispatch Tour. @ Richmond Coliseum

STARTERS

Wood, Kenny (F).....Sr.	14.3
Connolly, Terry (F).....Sr.	8.2
Sheilds, Jim (C).....Jr.	7.7
Blair, Curtis (G).....Jr.	16.1
Weathers, Tim (G).....So.	5.9

1991-92 (22-8; CAA: 12-2 T-1st)

NATIONAL INVITATIONAL TOURNAMENT

(H: 12-2 A: 8-5 N: 2-1)

HEAD COACH: Dick Tarrant

CAPTAINS: Curtis Blair, Jim Shields

Nov.22 at Calif.-Santa Barbara.....L	60-67
Nov.24 at San Diego State.....W	78-68
Nov.29 Virginia Tech%.....W	84-51
Nov.30 La Salle%.....W	78-63
Dec.4 at Va. Commonwealth.....L	70-73
Dec.7 Fairfield.....W	74-66
Dec.10 Army.....W	59-36
Dec.11 #21 Wake Forest.....L	60-74
Dec.28 Va. Commonwealth#.....W	72-71
Dec.29 Virginia#.....W	80-74
Jan.2 at #15 Georgia Tech.....L	75-82
Jan.6 Loyola (Md.).....W	68-64
Jan.8 VMI.....W	76-59
Jan.11 at East Carolina.....W	65-62
Jan.13 at UNC Wilmington.....W	82-73
Jan.18 William & Mary.....W	82-65
Jan.22 at Old Dominion.....W	82-77
Jan.25 at George Mason.....L	63-65
Jan.29 American.....W	82-60
Feb.3 James Madison.....L	45-61
Feb.8 East Carolina.....W	89-64
Feb.10 UNC Wilmington.....W	79-69
Feb.15 at William & Mary.....W	83-54
Feb.17 Old Dominion.....W	73-69
Feb.22 George Mason.....W	83-50
Feb.26 at American.....W	85-65
Feb.29 at James Madison.....W	69-66

CAA TOURNAMENT @ RICHMOND COLISEUM

Mar.7 George Mason.....W 74-59

Mar.8 Old Dominion.....L 58-62

NIT - FIRST ROUND @ GAINESVILLE, FLA.

Mar.19 Florida.....L 52-66

%Central Fidelity Hol. Classic @ Robins Center

#Times-Dispatch Tour. @ Richmond Coliseum

STARTERS

Wood, Kenny (F).....Jr.	13.0
Springer, Jim (F).....Sr.	5.8
Sheilds, Jim (C).....Sr.	8.5
Blair, Curtis (G).....Sr.	20.3
Jarmon, Gerald (G).....So.	7.0

1992-93 (15-12; CAA: 10-4, 3rd)

(H: 8-4 A: 7-5 N: 0-3)

HEAD COACH: Dick Tarrant

CAPTAINS: Jim Springer, Kenny Wood

Dec.5 VMI.....W	77-65
Dec.7 at Navy.....W	73-54
Dec.9 Va. Commonwealth.....L	63-82
Dec.19 at Wake Forest.....L	74-88
Dec.28 Detroit Mercy%.....L	70-82

Dec.29 Duquesne%.....L	65-70
Jan.2 at La Salle.....L	61-71
Jan.5 at Army.....W	89-71
Jan.9 UNC Wilmington*.....L	80-83
Jan.11 East Carolina.....W	74-65
Jan.14 Siena.....W	69-67
Jan.16 at Old Dominion#.....W	75-59
Jan.20 William & Mary.....W	54-53
Jan.23 at James Madison.....L	70-90
Jan.30 American.....W	74-73
Feb.3 at George Mason.....W	81-62
Feb.6 at UNC Wilmington.....W	91-69
Feb.8 at East Carolina.....W	72-63
Feb.13 Old Dominion.....W	84-80
Feb.15 at George Washington*.....L	77-79
Feb.17 Georgia Tech.....L	60-65
Feb.20 James Madison.....L	73-78
Feb.22 at William & Mary.....L	63-66
Feb.24 George Mason.....W	61-58
Feb.27 at American.....W	69-63
Mar.1 Hofstra.....W	79-48

CAA TOURNAMENT @ RICHMOND COLISEUM

Mar.6 UNC Wilmington.....L 58-71

#1 at ODU Field House, Norfolk, Va. *Overtime

#Arizona State Tribune Classic @ Tempe, Ariz.

STARTERS

Wood, Kenny (F).....Sr.	15.9
Fleming, Chris (F).....Sr.	11.3
Springer, Jim (C).....Sr.	7.4
Jarmon, Gerald (G).....Jr.	7.9
Burroughs, Eugene (G).....Jr.	8.4

1993-94 (14-14; CAA: 8-6, 4th)

(H: 9-3 A: 4-10 N: 1-1)

HEAD COACH: Bill Dooley (CAA Coach-of-the-Year)

CAPTAINS: Eugene Burroughs, Gerald Jarmon, Michael Hodges

Nov.29 Radford.....W	89-75
Dec.1 at VMI.....L	74-55
Dec.5 at Wake Forest.....L	65-71
Dec.18 at Va. Commonwealth.....W	76-61
Dec.21 at San Diego.....L	64-87
Dec.23 at California.....L	78-85
Dec.30 Duquesne*.....L	60-67
Jan.3 La Salle.....W	92-71
Jan.5 at Delaware.....L	51-58
Jan.8 at Siena.....L	57-88
Jan.11 Villanova.....L	80-81
Jan.13 Old Dominion.....L	77-79
Jan.15 at American.....L	65-83
Jan.17 William & Mary.....W	85-63
Jan.19 at George Mason.....L	92-97
Jan.22 East Carolina.....W	80-72
Jan.26 at UNC Wilmington*.....L	74-75
Jan.29 James Madison.....W	85-81
Feb.5 at William & Mary.....W	105-73
Feb.7 Army.....W	82-76
Feb.9 at Old Dominion.....W	77-73
Feb.12 American*.....W	76-74
Feb.16 George Mason.....W	92-61
Feb.19 UNC Wilmington.....W	66-63
Feb.23 at East Carolina*.....L	77-81
Feb.26 at James Madison.....L	78-80

CAA TOURNAMENT @ RICHMOND COLISEUM

Mar.5 East Carolina.....W 58-55

Mar.6 Old Dominion.....L 72-76

*Overtime

STARTERS

Hodges, Michael (F).....Sr.	16.2
Weaver, Kass (F).....Jr.	14.1
Metzger, Jeremy (C).....Sr.	9.3
Burroughs, Eugene (G).....Sr.	9.1
Jarmon, Gerald (G).....Sr.	9.8

1994-95 (8-20; CAA: 3-11, 7th)

(H: 3-10 A: 4-8 N: 1-2)

HEAD COACH: Bill Dooley

CAPTAINS: Kass Weaver, Derrick Wall

Nov.26 Campbell.....L	60-84
Nov.28 at Duquesne.....L	56-62
Dec.3 at VMI.....L	105-85
Dec.5 at Radford.....W	66-64
Dec.8 #25 Wake Forest.....L	49-53

Richmond Men's Basketball

2022-23 Media Guide

Dec. 11	G. WashingtonW	78-74
Dec. 22	at VillanovaL	70-101
Dec. 28	at #10 Arizona%L	68-95
Dec. 30	Penn State%L	53-66
Jan. 3	DelawareW	57-53
Jan. 7	AmericanL	73-77
Jan. 11	Va. CommonwealthL	72-78
Jan. 14	at UNC WilmingtonL	58-60
Jan. 18	at East CarolinaL	67-69
Jan. 21	at James MadisonL	75-85
Jan. 24	William & MaryL	71-75
Jan. 28	Old DominionL	46-65
Jan. 30	NavyL	60-65
Feb. 1	George MasonL	86-92
Feb. 4	at William & MaryW	66-64
Feb. 8	at Old DominionL	60-70
Feb. 11	East CarolinaL	58-59
Feb. 13	UNC WilmingtonL	53-67
Feb. 18	at AmericanL	79-90
Feb. 22	at George MasonW	101-100
Feb. 25	James MadisonW	73-67
CAA TOURNAMENT @ RICHMOND COLISEUM			
Mar. 4	UNC WilmingtonW	60-54
Mar. 5	James MadisonL	70-81
*Fiesta Bowl Classic, Tuscon, Ariz.			
STARTERS			
	Poole, Eric (F).....	Fr.	9.0
	Stevenson, Jarod (F).....	Fr.	8.4
	Edwards, Rick (C).....	So.	7.0
	Weaver, Kass (G).....	Sr.	17.8
	Cueto, Carlos (G).....	Fr.	6.1

1995-96 (8-20; CAA: 3-13, 9th)

(H: 3-8 A: 2-12 N: 3-0)
 HEAD COACH: Bill Dooley
 CAPTAINS: Adam Ward, Kevin Connor

Nov. 25	at CampbellW	69-62
Nov. 28	at #17 North CarolinaL	76-83
Dec. 1	Texas Pan Am%W	74-71
Dec. 2	at Iowa State%L	64-82
Dec. 5	RadfordW	73-67
Dec. 9	#15 VirginiaL	52-67
Dec. 29	LafayetteW	63-47
Dec. 30	at College of Charleston#L	58-67
Jan. 4	at AmericanL	76-80
Jan. 6	WMIL	65-77
Jan. 10	William & MaryL	78-79
Jan. 13	Old DominionL	69-84
Jan. 15	at Wake ForestL	60-71
Jan. 17	UNC WilmingtonL	47-64
Jan. 20	at Va. CommonwealthL	51-79
Jan. 24	at East CarolinaL	65-81
Jan. 27	James MadisonW	78-71
Jan. 29	George MasonW	105-91
Jan. 31	East CarolinaL	58-66
Feb. 3	at William & MaryL	64-81
Feb. 7	at James MadisonW	84-80
Feb. 10	at George MasonL	91-98
Feb. 17	at Old DominionL	63-70
Feb. 21	AmericanL	68-76
Feb. 24	Va. CommonwealthL	67-69
Feb. 26	at UNC WilmingtonL	59-63
CAA TOURNAMENT @ RICHMOND COLISEUM			
Mar. 1	vs. George MasonW	93-77
Mar. 2	at Va. CommonwealthL	55-89
%Cyclone Shootout - Ames, Iowa (Iowa State) #Charleston Classic - Charleston, S.C.			
STARTERS			
	Poole, Eric (F).....	So.	11.8
	Stevenson, Jarod (F).....	So.	13.7
	Edwards, Rick (C).....	Jr.	8.3
	Baker, Jonathan (G).....	Fr.	8.5
	Cueto, Carlos (G).....	So.	7.2

1996-97 (13-15; CAA: 7-9, 8th)

(H: 8-4 A: 3-10 N: 2-1)
 HEAD COACH: Bill Dooley
 CAPTAIN: Rick Edwards

Nov. 25	at #7 North CarolinaL	75-86
Nov. 27	WoffordW	87-55
Dec. 1	#3 Wake ForestL	55-80
Dec. 5	at RadfordL	62-67
Dec. 19	CampbellW	69-54

Dec. 27	Eastern Kentucky%W	78-60
Dec. 28	at Iona%L	66-71
Jan. 1	at AmericanW	65-53
Jan. 4	Old DominionL	69-76
Jan. 8	WMIW	83-77
Jan. 11	William & MaryW	82-72
Jan. 15	at George Mason*L	86-98
Jan. 18	at East CarolinaL	64-69
Jan. 20	at UNC WilmingtonL	53-56
Jan. 25	Va. CommonwealthL	71-86
Jan. 27	James MadisonW	75-65
Jan. 30	at VirginiaL	66-83
Feb. 1	at Old DominionL	51-63
Feb. 5	George MasonW	86-69
Feb. 8	at William & MaryL	50-57
Feb. 12	AmericanL	66-67
Feb. 15	UNC WilmingtonW	61-53
Feb. 17	East CarolinaW	78-70
Feb. 19	at WoffordW	65-55
Feb. 22	at James MadisonW	77-71
Feb. 24	at Va. CommonwealthL	45-56
CAA TOURNAMENT @ RICHMOND COLISEUM			
Feb. 28	Old DominionW	85-57
Mar. 1	George MasonL	56-69
*Overtime %Iona Tournament			
STARTERS			
	Stevenson, Jarod (F).....	Jr.	11.6
	Poole, Eric (F).....	Jr.	10.0
	Edwards, Rick (C).....	Sr.	13.6
	Oliver, Daryl (G).....	Jr.	8.3
	Carlos Cueto (G).....	Jr.	4.7

1997-98 (23-8; CAA: 12-4, 3rd)

NCAA TOURNAMENT
 (H: 10-1 A: 6-6 N: 7-1)
 HEAD COACH: John Beilein

Nov. 16	Virginia**W	83-79
Nov. 19	#4 North CarolinaL	65-84
Nov. 24	at Florida AtlanticW	81-50
Nov. 29	at Wake ForestL	67-71
Dec. 5	Samford#W	70-38
Dec. 6	at San Francisco#L	60-64
Dec. 20	at CampbellW	71-49
Dec. 29	UNC Asheville%W	71-55
Dec. 30	UNC Greensboro%L	83-72
Jan. 3	at James MadisonW	87-68
Jan. 7	DrexelW	66-57
Jan. 10	UNC WilmingtonW	61-58
Jan. 14	AmericanW	73-57
Jan. 17	at East CarolinaL	67-77
Jan. 19	William & Mary*W	70-59
Jan. 21	at Old DominionL	57-62
Jan. 24	at Va. CommonwealthW	56-52
Jan. 28	George MasonW	87-65
Jan. 31	James MadisonW	57-50
Feb. 4	East CarolinaW	79-64
Feb. 7	at William & MaryL	70-73
Feb. 9	at UNC WilmingtonL	59-62
Feb. 16	at AmericanW	77-41
Feb. 18	at George MasonW	61-56
Feb. 21	Va. CommonwealthW	67-61
Feb. 23	Old DominionW	85-77
CAA TOURNAMENT @ RICHMOND COLISEUM			
Feb. 27	George MasonW	66-49
Feb. 28	AmericanW	66-64
Mar. 1	UNC WilmingtonW	79-64
NCAA TOURNAMENT @ WASHINGTON D.C.			
Mar. 12	#15 South CarolinaW	62-61
Mar. 14	WashingtonL	66-81
%Northern Mutual Classic - San Francisco, Calif. %UT-Chattanooga Classic - Chattanooga, Tenn. **Program's 1,000th Win **Double overtime			
STARTERS			
	Stevenson, Jarod (F).....	Sr.	19.1
	Patrick, Nick (F).....	Jr.	7.4
	Poole, Eric (C).....	Sr.	11.6
	Baker, Jonathan (G).....	Jr.	9.6
	Brown, Marseilles (G).....	So.	9.6

1998-99 (15-12; CAA: 10-6, 3rd)

(H: 11-1 A: 3-10 N: 1-1)
 HEAD COACH: John Beilein
 Captains: Jonathan Baker, David Hense

Nov. 14	CampbellW	65-59
Nov. 19	at #2 ConnecticutL	57-77
Nov. 21	at LibertyW	66-63
Nov. 28	RadfordW	86-55
Dec. 1	at DrexelL	62-70
Dec. 5	at William & MaryL	55-56
Dec. 18	vs. Centenary%W	71-53
Dec. 19	at Arkansas-Little Rock%L	62-70
Dec. 28	Florida AtlanticW	76-65
Dec. 30	at Fordham*L	70-73
Jan. 2	East CarolinaW	83-60
Jan. 4	Southern MethodistL	61-65
Jan. 9	UNC WilmingtonW	56-47
Jan. 11	James Madison*W	76-69
Jan. 13	at George MasonL	52-78
Jan. 18	at Old DominionL	65-77
Jan. 20	at AmericanW	66-63
Jan. 23	Va. CommonwealthW	68-64
Jan. 27	George MasonW	79-73
Jan. 30	at UNC WilmingtonL	65-73
Feb. 6	AmericanW	72-69
Feb. 8	Old DominionW	77-70
Feb. 10	at James MadisonL	61-71
Feb. 13	at Va. CommonwealthW	78-72
Feb. 17	at East CarolinaL	48-64
Feb. 20	William & MaryW	82-65
CAA TOURNAMENT @ RICHMOND COLISEUM			
Feb. 26	at VCUL	57-64
%TCBY Holiday Classic - Little Rock, Ark.			
*Overtime			
STARTERS			
	Stephens, Charles (F).....	Fr.	17.0
	Smith, Kinte (F).....	So.	13.3
	Kauffman, Scott (C).....	So.	4.6
	Baker, Jonathan (G).....	Sr.	12.8
	Cunningham, Marques (G).....	Fr.	8.8

1999-00 (18-12; CAA: 11-5, 3rd)

(H: 7-5 A: 8-6 N: 3-1)
 HEAD COACH: John Beilein
 CAPTAINS: Rick Houston, Scott Kauffman, Kinte Smith, Greg Stevenson

Nov. 22	FordhamL	74-77
Nov. 24	at NavyW	58-52
Nov. 21	James MadisonW	68-58
Dec. 3	at #14 Syracuse%L	60-74
Dec. 4	Long Beach State%W	73-62
Dec. 7	Liberty**L	61-64
Dec. 16	at Southern MethodistL	77-78
Dec. 18	at McNeese StateW	83-71
Dec. 21	VirginiaL	65-69
Dec. 28	Western MichiganL	61-64
Dec. 30	at MaristW	76-63
Jan. 5	at UNC WilmingtonW	63-57
Jan. 8	at Old DominionL	58-60
Jan. 12	at East CarolinaW	59-55
Jan. 15	William & MaryW	77-64
Jan. 18	at RadfordW	71-62
Jan. 22	AmericanW	78-63
Jan. 26	George MasonL	63-65
Jan. 29	at James MadisonL	64-65
Feb. 2	UNC WilmingtonW	49-48
Feb. 8	Va. CommonwealthW	69-57
Feb. 10	at George MasonL	65-73
Feb. 12	East CarolinaW	75-54
Feb. 16	at AmericanW	66-65
Feb. 19	at William & MaryW	71-60
Feb. 23	Old DominionW	56-55
Feb. 26	at Va. CommonwealthL	77-80
CAA TOURNAMENT @ RICHMOND COLISEUM			
Mar. 4	Old DominionW	67-55
Mar. 5	James MadisonW	80-65
Mar. 6	UNC WilmingtonL	47-57
%Carrier Classic - Syracuse, N.Y. **Double overtime			
STARTERS			
	Stevenson, Greg (F).....	Jr.	18.5
	Smith, Kinte (F).....	Jr.	11.3
	Faulconer, Tim (C).....	So.	4.9
	Brown, Reggie (G).....	Jr.	10.6
	Ungerer, Scott (G).....	So.	5.9

2000-01 (22-7; CAA: 12-4, 1st)

Richmond Men's Basketball

2022-23 Media Guide

NATIONAL INVITATIONAL TOURNAMENT
(H: 12-2 A: 9-4 N: 1-1)
HEAD COACH: John Beilein
CAPTAINS: Rick Houston, Scott Kauffman,
Tyler Phillips, Kinte Smith, Greg
Stevenson

Nov. 17 Radford.....	W	97-62
Nov. 20 #18 Wake Forest.....	L	61-69
Nov. 25 at Western Michigan.....	L	86-79
Dec. 2 at Mississippi State.....	W	83-72
Dec. 6 Old Dominion.....	W	76-52
Dec. 9 at George Washington*.....	W	84-80
Dec. 12 Marist.....	W	74-67
Dec. 21 at Appalachian State.....	W	86-60
Dec. 29 College of Charleston#.....	L	48-52
Dec. 30 Massachusetts#.....	W	63-59
Jan. 3 at George Mason.....	L	57-67
Jan. 6 James Madison.....	W	68-39
Jan. 9 at East Carolina.....	L	50-58
Jan. 12 McNeese State.....	W	90-80
Jan. 17 at UNC Wilmington.....	W	41-37
Jan. 20 William & Mary.....	L	57-60
Jan. 24 at American.....	W	60-59
Jan. 27 at Old Dominion**.....	W	77-73
Jan. 31 UNC Wilmington.....	W	73-70
Feb. 3 at William & Mary.....	W	57-49
Feb. 5 Navy.....	W	69-55
Feb. 10 at James Madison.....	L	63-66
Feb. 14 East Carolina.....	W	82-71
Feb. 17 Va. Commonwealth.....	W	70-66
Feb. 21 American.....	W	73-32
Feb. 24 George Mason.....	W	77-57
Feb. 27 at Va. Commonwealth.....	W	72-54

NIT @ ROBINS CENTER (RICHMOND, VA.)
Mar. 16 West Virginia..... W 79-56
Mar. 19 at Dayton..... W 75-49

Raycom Tour. of Champions at Charlotte, N.C.
**Double overtime

STARTERS

Kinte, Smith (F).....	Sr.	9.5
Stevenson, Greg (F).....	Sr.	19.7
Faulconer, Tim (C).....	Jr.	4.1
Ungerer, Scott (G).....	Jr.	6.4
Brown, Reggie (G).....	So.	10.1

2001-02 (22-14; A-10: 11-5, 2nd)

(H: 11-5 A: 7-7 N: 4-2)
HEAD COACH: John Beilein
CAPTAINS: Scott Ungerer, Tim Faulconer

Nov. 16 Appalachian State.....	W	62-61
Nov. 24 at UAB.....	W	60-59
Nov. 28 at Radford.....	W	62-52
Dec. 1 Va. Commonwealth.....	L	54-65
Dec. 5 Mississippi State.....	L	57-71
Dec. 8 at Charlotte.....	L	42-62
Dec. 17 at Cincinnati &.....	L	46-77
Dec. 20 Mississippi State %.....	L	72-74
Dec. 21 La.-Monroe %.....	W	80-58
Dec. 22 SW Missouri St.*%.....	W	67-60
Dec. 28 VM#.....	L	80-82
Dec. 29 Cornell#.....	W	52-41
Jan. 2 at #23 Wake Forest.....	L	52-67
Jan. 5 La Salle.....	W	77-57
Jan. 12 at Xavier.....	L	62-72
Jan. 16 Massachusetts.....	W	63-54
Jan. 19 at Dayton.....	L	52-68
Jan. 23 at Temple.....	W	75-68
Jan. 26 Duquesne.....	W	55-51
Jan. 30 George Washington.....	W	61-53
Feb. 2 Xavier.....	L	64-67
Feb. 6 at St. Bonaventure.....	W	78-66
Feb. 10 Dayton.....	W	63-54
Feb. 13 #24 Saint Joseph's.....	W	61-59
Feb. 16 at La Salle.....	L	56-59
Feb. 20 at Rhode Island*.....	W	52-51
Feb. 23 at George Washington.....	L	49-53
Feb. 27 Fordham.....	W	67-50
Mar. 2 at Duquesne.....	W	83-57

A-10 TOURNAMENT @ PHILADELPHIA SPECTRUM
Mar. 7 St. Bonaventure..... W 78-69
Mar. 8 La Salle..... W 68-60
Mar. 9 #24 Xavier..... L 60-73

Mar. 13 Wagner*^.....	W	74-67
Mar. 16 Montana State^.....	W	63-48
Mar. 18 at Minnesota.....	W	67-66
Mar. 20 Syracuse^.....	L	46-62

* overtime
& Las Vegas Classic, Cincinnati, Ohio
^ at Robins Center, Richmond, Va.
%Las Vegas Classic, Las Vegas, Nev.
Spider Invitational at Robins Center

2002-03 (16-13; A-10: 10-6, 3rd West)

(H: 11-4 A: 5-7 N: 0-2)
HEAD COACH: Jerry Wainwright
CAPTAINS: Jeff Myers, Johnathan Collins

Nov. 22 Radford.....	W	92-46
Nov. 27 at Hampton.....	L	60-61
Nov. 30 Charlotte*.....	W	64-60
Dec. 4 UAB.....	W	72-68
Dec. 7 at VCU*.....	L	68-73
Dec. 16 vs. Pepperdine%.....	L	77-83
Dec. 17 at #17 Stanford%.....	W	83-69
Dec. 19 at Providence.....	L	55-84
Dec. 28 Harvard!.....	W	86-59
Dec. 29 Norfolk State!.....	W	67-38
Jan. 4 #23 Wake Forest.....	L	62-68
Jan. 7 at #21 Xavier.....	W	67-59
Jan. 11 Temple.....	W	61-42
Jan. 15 at Dayton.....	L	53-66
Jan. 18 at Duquesne.....	W	75-69
Jan. 21 George Washington.....	W	63-57
Jan. 25 at La Salle.....	W	62-55
Jan. 28 Duquesne.....	W	84-47
Feb. 1 #23 Xavier.....	L	52-66
Feb. 8 St. Bonaventure.....	W	55-61
Feb. 12 at Massachusetts.....	L	53-54
Feb. 16 at George Washington.....	L	50-64
Feb. 19 #25 Dayton.....	L	63-70
Feb. 22 Rhode Island*.....	W	70-69
Mar. 1 at Saint Joseph's.....	L	59-75
Mar. 5 at Fordham.....	W	60-53
Mar. 8 La Salle.....	W	75-62

2003-04 (20-13; A-10: 10-6, 3rd West)

NCAA TOURNAMENT
(H: 9-4 A: 8-6 N: 3-3)
HEAD COACH: Jerry Wainwright
CAPTAINS: Tony Dobbins, Mike Skrocki

Nov. 17 Mississippi Valley St.#.....	W	62-46
Nov. 18 New Hampshire#.....	W	63-49
Nov. 24 vs. San Francisco^.....	W	66-59
Nov. 25 vs. South Carolina^.....	L	61-67
Nov. 29 at UAB.....	L	75-83
Dec. 3 VCU.....	W	70-52
Dec. 6 at #16 Wake Forest.....	L	66-81
Dec. 13 at South Florida.....	W	70-58
Dec. 20 vs. Manhattan%.....	L	62-70
Dec. 23 Providence.....	L	56-57
Dec. 29 Hampton.....	W	73-42
Dec. 31 at Colorado.....	W	78-62
Jan. 3 Duquesne.....	W	69-66
Jan. 6 #9 Saint Joseph's.....	L	60-71
Jan. 10 at La Salle.....	L	55-66

Jan. 14 Dayton.....	L	50-55
Jan. 17 at Temple.....	W	59-52
Jan. 22 at #12 Kansas.....	W	69-68
Jan. 25 at Xavier.....	W	53-44
Jan. 31 George Washington.....	W	72-65
Feb. 4 at Dayton*.....	L	57-62
Feb. 7 at Duquesne.....	W	71-51
Feb. 10 Xavier.....	L	51-62
Feb. 14 Fordham.....	W	74-53
Feb. 18 at St. Bonaventure.....	W	75-55
Feb. 21 La Salle.....	W	66-50
Feb. 25 at Rhode Island.....	L	54-56
Feb. 28 at George Washington.....	W	75-67
March 6 Massachusetts.....	W	69-65

2004-05 (14-15; A-10: 8-8, 4th West)

(H: 9-4 A: 3-10 N: 2-1)
HEAD COACH: Jerry Wainwright
CAPTAINS: Patrick O'Malley, Jamal Scott

Nov. 19 at Seton Hall.....	W	77-71
Nov. 26 Elon.....	W	80-66
Nov. 28 at Virginia.....	L	58-85
Dec. 1 South Florida.....	W	78-72
Dec. 4 at #1 Wake Forest.....	L	73-90
Dec. 11 at VCU.....	L	50-58
Dec. 17 UAB.....	W	96-81
Dec. 23 at #10 Pittsburgh.....	L	60-69
Dec. 28 vs. Butler#.....	W	69-68
Dec. 30 at #14 Arizona#.....	L	71-84
Jan. 4 Colorado.....	L	69-75
Jan. 8 at Fordham.....	L	56-79
Jan. 12 at Dayton.....	L	62-63
Jan. 15 Rhode Island.....	W	65-55
Jan. 19 at Xavier.....	L	57-81
Jan. 22 #20 George Washington.....	W	70-59
Jan. 26 at La Salle.....	W	78-71
Jan. 29 at Massachusetts.....	W	67-63
Feb. 1 Duquesne.....	W	72-71
Feb. 5 Dayton.....	W	61-58
Feb. 9 La Salle.....	L	68-76
Feb. 12 at #21 George Washington.....	L	63-80
Feb. 16 at Saint Joseph's.....	L	36-49
Feb. 19 Temple.....	L	53-59
Feb. 27 at Duquesne.....	W	76-62
Mar. 2 Xavier.....	L	64-73
Mar. 5 St. Bonaventure.....	W	86-68

2005-06 (13-17; A-10: 6-10, 11th Place)

A-10 TOURNEY @ US BANK ARENA (CINCINNATI)
Mar. 9 vs. Rhode Island..... W 68-60
Mar. 10 vs. Saint Joseph's..... L 51-63
Fiesta Bowl Classic (Tucson, Ariz.)

STARTERS

Bucknor, Jermaine (F).....	Jr.	10.7
Scott, Jamaal (F).....	Sr.	10.0
Steenberge, Kevin (C).....	Jr.	12.6
Merritt, Daon (G).....	So.	11.1
Sandoval, Andres (G).....	r-Fr.	6.1

Richmond Men's Basketball

2022-23 Media Guide

Dec. 3	Arkansas St. %	L	37-56
Dec. 4	Prairie View A&M%.....W	62-48	
Dec. 5	at #5 Louisville%.....L	45-53	
Dec. 10	at VCU.....L	37-49	
Dec. 20	Old Dominion*.....W	61-58	
Dec. 22	#22 Wake Forest.....L	40-47	
Dec. 27	at Tulane.....L	41-64	
Dec. 31	William & Mary.....W	52-50	
Jan. 2	Longwood.....W	74-60	
Jan. 7	La Salle.....L	56-67	
Jan. 11	at Duquesne.....W	62-48	
Jan. 14	Dayton.....W	58-50	
Jan. 18	Saint Louis.....W	65-54	
Jan. 21	at Rhode Island.....L	46-58	
Jan. 28	Charlotte.....W	63-56	
Feb. 1	at Fordham.....L	45-63	
Feb. 5	at #10 George Washington.....L	55-80	
Feb. 8	Xavier.....L	51-63	
Feb. 12	at St. Bonaventure.....L	57-71	
Feb. 15	at Charlotte.....L	47-64	
Feb. 18	#7 George Washington.....L	51-64	
Feb. 22	at Temple.....L	30-69	
Feb. 25	at Saint Joseph's.....L	39-70	
Mar. 1	Massachusetts.....W	81-66	
Mar. 2	St. Bonaventure.....W	65-64	

2006-07 (8-22; A-10: 4-12, 12th place)

(H: 6-10 A: 2-11 N: 0-1)
 HEAD COACH: Chris Mooney
 CAPTAIN: Peter Thomas
 Nov. 14 East Carolina.....W 71-67*
 Nov. 17 American.....W 61-50
 Nov. 20 Longwood.....W 83-72
 Nov. 25 at Old Dominion.....L 52-69
 Nov. 29 Radford.....L 50-67
 Dec. 2 Marist.....L 73-80*
 Dec. 5 at South Florida.....W 56-46
 Dec. 9 VCU.....L 54-68
 Dec. 20 VMI.....L 84-93
 Dec. 22 at Wake Forest.....L 59-72
 Dec. 28 Tulane.....L 63-75
 Dec. 31 at William & Mary.....L 53-61
 Jan. 3 at Virginia Tech.....L 53-65
 Jan. 6 Fordham.....L 55-58
 Jan. 10 at St. Bonaventure.....W 71-66
 Jan. 13 Charlotte.....L 51-66
 Jan. 17 George Washington.....L 58-63
 Jan. 20 at Dayton.....L 54-72
 Jan. 24 at La Salle.....L 56-79
 Jan. 27 St. Bonaventure.....L 53-61
 Jan. 31 Temple.....L 59-80
 Feb. 3 at Massachusetts.....L 56-72
 Feb. 7 at Charlotte.....L 46-61
 Feb. 14 Duquesne.....W 69-66
 Feb. 17 at Xavier.....L 50-71
 Feb. 21 at George Washington.....L 49-68
 Feb. 24 Saint Joseph's.....W 78-68
 Feb. 28 at Saint Louis.....L 68-78
 Mar. 3 Rhode Island.....W 71-69
 A-10 TOURNAY - US BANK ARENA (CINCINNATI)
 Mar. 7 vs. Fordham.....L 61-63

2007-08 (16-15; A-10: 9-7, 4th place)

COLLEGE BASKETBALL INVITATIONAL
 (H: 9-6 A: 6-8 N: 1-1)

HEAD COACH: Chris Mooney	
CAPTAIN: Gaston Molina, Oumar Sylla	
NOV. 5 vs Maine ^.....W	44-42
NOV. 6 at #3 Memphis ^.....L	63-80
NOV. 10 Norfolk State.....L	69-72
NOV. 13 at East Carolina.....W	67-65*
NOV. 17 UMBC.....L	68-70
NOV. 20 at Rice.....W	61-55
NOV. 24 at Marist.....L	62-64
NOV. 28 William & Mary.....W	58-55
DEC. 5 South Florida.....L	65-79
DEC. 8 at VCU.....L	45-65
DEC. 19 Old Dominion.....W	55-49
DEC. 30 VMI.....W	71-69
JAN. 3 Virginia Tech.....W	52-49
JAN. 9 at La Salle*.....W	75-74###
JAN. 12 at Saint Joseph's*.....L	63-81
JAN. 16 St. Bonaventure*.....W	75-74
JAN. 19 La Salle*.....L	67-66
JAN. 26 #16 Dayton*.....W	80-63
JAN. 30 at Rhode Island*.....L	64-78
FEB. 2 at Charlotte*.....W	64-58
FEB. 6 Temple*.....W	64-58
FEB. 10 Saint Louis*.....L	55-64
FEB. 16 at Duquesne*.....W	69-66
FEB. 20 Charlotte*.....W	79-76#
FEB. 23 at George Washington*.....L	53-59
FEB. 27 at St. Bonaventure*.....W	82-71
MAR. 1 Massachusetts*.....L	74-78
MAR. 5 Fordham*.....W	58-53
MAR. 8 at #8 Xavier*.....L	61-86

2008-09 (20-16; A-10: 9-7, 5th place)

COLLEGE BASKETBALL INVITATIONAL (H: 11-7 A: 7-7 N: 2-2)	
HEAD COACH: Chris Mooney	
CAPTAIN: Jarhon Giddings	
NOV. 15 Randolph-Macon.....W	81-57
NOV. 18 at Syracuse.....L	71-76
NOV. 24 at Florida Gulf Coast %.....W	69-58
NOV. 25 vs. UMKC %.....W	85-74
NOV. 26 vs. Bradley %.....L	66-80
NOV. 30 Coppin State.....W	72-65
DEC. 3 at Old Dominion.....L	62-67
DEC. 6 Delaware State.....W	76-66
DEC. 13 VCU.....L	76-77
DEC. 19 #10 Wake Forest.....L	79-86
DEC. 22 Bucknell.....W	79-57
DEC. 28 at UNC-Wilmington.....W	76-69
DEC. 31 at VMI.....L	70-73
JAN. 3 Rice.....W	74-43
JAN. 10 at George Washington*.....W	60-48
JAN. 14 at Virginia Tech.....L	48-62
JAN. 17 St. Bonaventure*.....L	67-71
JAN. 21 Rhode Island*.....W	78-75
JAN. 25 at Saint Louis*.....W	70-62
JAN. 28 Saint Joseph's*.....L	58-68
JAN. 31 at Temple*.....L	65-74
FEB. 4 at Massachusetts*.....L	71-80
FEB. 8 Saint Louis*.....L	72-85**
FEB. 11 Duquesne*.....W	71-67
FEB. 14 at Dayton*.....L	63-69
FEB. 18 at La Salle*.....W	62-53
FEB. 21 Charlotte*.....W	65-58
FEB. 25 at Fordham*.....W	78-68
FEB. 28 George Washington*.....L	57-66
MAR. 3 at Charlotte*.....W	64-62
MAR. 7 #17 Xavier*.....W	80-75

A-10 TOURNAY - BOARDWALK HALL (ATLANTIC CITY)

MAR. 11 vs. St. Bonaventure.....W	65-49
MAR. 12 vs. Dayton.....L	64-69

CBI - ROBINS CENTER (RICHMOND, VA.)	
Ma. 18 St. John's.....W	75-69
Mar. 23 College of Charleston.....W	74-72
Mar. 25 UTEP.....L	69-81
% CBE Classic (Syracuse N.Y.; Fort Myers, Fla.)	
**overtime	
STARTERS	
Butler, Ryan (F).....Jr.	5.9
Smith, Kevin (F).....So.	4.7
Giddings, Jarhon (C).....Sr.	8.0
Gonzalez, David (G).....Jr.	16.0
Anderson, Kevin (G).....So.	16.6

2009-10 (26-9; A-10: 13-3, 3rd place)

NCAA TOURNAMENT (H: 14-1 A: 7-6 N: 5-2)	
HEAD COACH: Chris Mooney	
CAPTAINS: Ryan Butler, David Gonzalez	
NOV. 13 LEHIGH.....W	65-53
NOV. 16 VMI.....W	103-59
NOV. 19 at William and Mary.....L	71-78
NOV. 22 CHATTANOOGA #.....W	75-49
NOV. 24 LONGWOOD #.....W	65-52
NOV. 27 vs. Mississippi State #.....W	63-62
NOV. 28 vs. Missouri #.....W	59-52
DEC. 2 OLD DOMINION.....W	67-60
DEC. 12 at VCU &.....L	57-65
DEC. 16 at South Carolina.....L	58-76
DEC. 19 vs #13 Florida ^.....W	56-53
DEC. 22 UNC GREENSBORO.....W	89-63
DEC. 28 UNC-WILMINGTON.....W	66-64
DEC. 31 at Wake Forest.....L	68-74*
JAN. 2 at Bucknell.....W	59-50
JAN. 6 at Duquesne *.....W	80-68
JAN. 9 at Saint Louis *.....L	58-63
JAN. 13 MASSACHUSETTS *.....W	70-63*
JAN. 16 LA SALLE *.....W	67-63
JAN. 20 CHARLOTTE *.....L	59-71
JAN. 23 at George Washington *.....W	62-57
JAN. 30 SAINT LOUIS *.....W	62-36
JAN. 31 at Saint Joseph's *.....W	68-58
FEB. 6 #17 TEMPLE *.....W	71-54
FEB. 10 at Rhode Island *.....W	69-67
FEB. 13 at St. Bonaventure *.....W	68-49
FEB. 17 FORDHAM *.....W	68-49
FEB. 20 G. WASHINGTON *.....W	74-70
FEB. 28 at Xavier *.....L	76-78**
MAR. 4 DAYTON *.....W	60-56
MAR. 6 at Charlotte *.....W	89-84*

2010-11 (29-8; A-10: 13-3)

NCAA TOURNAMENT SWEET 16 ATLANTIC 10 CHAMPIONS (H: 10-3 A: 10-3 N: 7-2)	
HEAD COACH: Chris Mooney	
CAPTAINS: Kevin Anderson, Justin Harper, Dan Geriot, Kevin Smith, Kevin Hovde	
NOV. 12 THE CITADEL.....W	79-37

Richmond Men's Basketball

2022-23 Media Guide

Nov. 15	WILLIAM & MARY	W	73-49
Nov. 18	at Iona	L	77-81**
Nov. 21	vs. Charleston South %	W	82-71
Nov. 23	vs. Southern %	W	81-40
Nov. 26	vs. Wright State ^	W	71-61
Nov. 27	vs. #8 Purdue ^	W	65-54
Dec. 1	at Old Dominion	L	70-77
Dec. 1	at Arizona State	W	67-61
Dec. 11	VCU &	W	72-60
Dec. 18	vs. Georgia Tech #	L	54-67
Dec. 22	at UNC-Greensboro	W	63-53
Dec. 26	at Seton Hall	W	69-61
Dec. 29	WAKE FOREST	W	90-74
Jan. 2	BUCKNELL	L	61-62
Jan. 5	CHARLOTTE*	W	71-59
Jan. 8	at La Salle*	W	87-68
Jan. 13	RHODE ISLAND*	L	74-78
Jan. 19	G. WASHINGTON*	W	68-58
Jan. 22	at Massachusetts*	W	84-68
Jan. 25	at Dayton*	W	70-61
Jan. 29	XAVIER*	L	62-85
Feb. 2	SAINT JOSEPH'S*	W	62-52
Feb. 5	at Fordham*	W	77-60
Feb. 9	at George Washington*	W	69-65
Feb. 12	SAINT LOUIS*	W	64-52
Feb. 17	at #23 Temple*	L	53-73
Feb. 20	ST. BONAVENTURE*	W	82-65
Feb. 26	at Charlotte*	W	72-59
Mar. 2	at Saint Joseph's*	W	69-54
Mar. 5	DUQUESNE*	W	68-56
A-10 TOURNEY - BOARDWALK HALL (ATLANTIC CITY)			
Mar. 11	vs. Rhode Island	W	55-45
Mar. 12	vs. #24 Temple	W	58-54
Mar. 13	vs. Dayton	W	67-54
NCAA TOURNAMENT (Denver, Colo.)			
Mar. 17	vs. #25 Vanderbilt	W	69-66
Mar. 19	vs. Morehead State	W	65-48
NCAA TOURNAMENT (San Antonio, Texas)			
Mar. 25	vs. #2 Kansas	L	57-77

*Atlantic 10 Conference games

^ Chicago Invitational Challenge (Chicago, Ill.)

Farm Bureau Insurance Black & Blue Classic

& Battle At Atlantis

% Chicago Invitational Challenge (Richmond, Va.)

^ Chicago Invitational Challenge (Chicago, Ill.)

March 6	at La Salle	L	72-80
*Atlantic 10 Conference games			
% Cancun Challenge (Richmond, Va.)			
^ Cancun Challenge (Cancun, Mexico)			
& Farm Bureau Insurance Black & Blue Classic			

STARTERS

Brothers, Darien (G)	Jr.	14.6
Williams, Derrick (F)	So.	11.2
Lindsay, Cedrick (G)	So.	11.2
Martel, Francis-Cedrick (G)	Sr.	5.0
Garrett, Darius (F)	Sr.	4.5

2012-13 (19-15; A-10: 8-8)

(H: 15-2 A: 4-11 N: 0-2)

HEAD COACH: Chris Mooney

CAPTAINS: Darien Brothers, Greg Robbins

Nov. 9 LIBERTY.....W 84-42

Nov. 13 UNCW%.....W 101-58

Nov. 15 HAMPTON&.....W 68-58

Nov. 18 at Minnesota.....L 57-72

Nov. 20 WOFFORD%.....W 64-58

Nov. 24 at Ohio^.....L 48-73

Nov. 28 WILLIAM & MARY.....W 86-78**

Dec. 1 WAKE FOREST.....W 62-60

Dec. 4 at Old Dominion.....W 80-53

Dec. 8 at James Madison.....W 83-82*

Dec. 15 STEINSON.....W 76-57

Dec. 18 at #8 Kansas.....L 59-87

Dec. 22 vs. George Mason&.....L 64-67

Dec. 29 DAVIDSON.....L 64-70

Jan. 2 AIR FORCE.....W 91-68

Jan. 9 RHODE ISLAND*.....W 64-61

Jan. 12 at La Salle*.....L 59-71

Jan. 16 at #13 Butler*.....L 47-62

Jan. 19 CHARLOTTE*.....W 81-61

Jan. 24 #16 VCU*.....W 86-74*

Jan. 27 at Massachusetts*.....L 65-70

Jan. 30 at Temple*.....L 64-71

Feb. 2 XAVIER*.....W 73-71

Feb. 9 SAINT LOUIS*.....L 46-56

Feb. 13 at Saint Joseph's*.....L 55-61

Feb. 16 ST. BONAVENTURE*.....W 83-80*

Feb. 23 at Fordham*.....W 72-55

Feb. 27 G. WASHINGTON*.....W 73-64

Mar. 2 at Dayton*.....L 74-78

Mar. 6 at #19 VCU*.....L 82-93

Mar. 9 DUQUESNE*.....W 79-55

Mar. 14 vs. Charlotte!.....L 63-68

Mar. 20 at Bryant#.....W 76-71

Mar. 25 at Wright State#.....L 51-57

STARTERS

Brothers, Darien (G)	Sr.	14.1
Lindsay, Cedrick (G)	Jr.	12.0
Williams, Derrick (F)	Jr.	11.4
Robbins, Greg (F)	Sr.	6.9
Nelson-Ododa, Alonzo (F)	Fr.	3.9

2013-14 (19-14; A-10: 8-8)

(H: 12-4 A: 5-8 N: 2-2)

HEAD COACH: Chris Mooney

CAPTAINS: Cedrick Lindsay, Derrick Williams

Nov. 8 DELAWARE.....W 71-69

Nov. 11 BELMONT^.....W 69-61

Nov. 16 MINNESOTA.....L 59-74

Nov. 19 HOFSTRA^.....W 74-63*

Nov. 23 vs. #19 North Carolina#.....L 72-82

Nov. 24 vs. Fairfield#.....W 68-47

Nov. 28 at Air Force.....W 83-60

Nov. 30 JAMES MADISON.....W 68-53

Dec. 4 at William & Mary.....W 71-60

Dec. 7 at Wake Forest.....L 66-76*

Dec. 14 COPPIN STATE.....W 71-49

Dec. 22 OHIO.....L 69-70*

Dec. 28 OLD DOMINION.....W 67-58

Dec. 31	at Northeastern	W	79-66
Jan. 4	at #12 Florida	L	58-67
Jan. 8	at St. Bonaventure*	L	70-84
Jan. 11	at Fordham*	W	77-74*
Jan. 18	DAYTON*	W	73-64
Jan. 22	#12 UMASS*	W	58-55
Jan. 25	SAINT JOSEPH'S*	W	77-62
Jan. 29	at #19 Saint Louis*	L	57-77
Feb. 1	at VCU*	L	70-81
Feb. 5	ST. BONAVENTURE*	W	64-62
Feb. 12	at Duquesne*	W	75-58
Feb. 15	FORDHAM*	W	82-70
Feb. 18	G. WASHINGTON*	L	65-73
Feb. 22	LA SALLE*	W	62-49
Feb. 26	at George Mason*	L	60-69
Mar. 1	at Rhode Island*	L	43-66
Mar. 6	VCU*	L	50-56
Mar. 8	at Dayton*	L	48-60
A-10 TOURNEY - BARCLAYS CENTER (BROOKLYN, N.Y.)			
Mar. 13	vs. Duquesne	W	76-64
Mar. 14	vs. VCU	L	53-71
*Atlantic 10 Conference games			
^ Hall of Fame Tipoff (Robins Center)			
# Hall of Fame Tipoff (Uncasville, Conn.)			

STARTERS

Anthony, Kendall (G)	Jr.	15.9
Lindsay, Cedrick (G)	Sr.	18.3
Davis, Trey (F)	So.	5.0
Allen, Terry (F)	So.	10.2
Nelson-Ododa, Alonzo (F)	So.	6.2

2014-15 (21-14; A-10: 12-6, 4th place)

NIT QUARTERFINALS

(H: 16-4 A: 4-9 N: 1-1)

HEAD COACH: Chris Mooney

CAPTAINS: Kendall Anthony, Trey Davis

Nov. 14 RADFORD.....W 64-46

Nov. 18 at Old Dominion.....L 57-63

Nov. 22 HIGH POINT.....W 80-56

Nov. 26 at N.C. State.....L 72-84

Nov. 30 at Northern Iowa.....L 50-55

Dec. 3 WILLIAM & MARY.....W 68-67

Dec. 7 at James Madison.....L 46-51

Dec. 13 HOWARD^.....W 54-41

Dec. 18 SOUTH ALABAMA^.....W 65-54

Dec. 20 vs. Pepperdine#.....W 65-63

Dec. 23 IUPUI.....L 57-53

Dec. 28 WAKE FOREST.....L 63-65

Dec. 31 NORTHEASTERN.....L 57-58

Jan. 3 at Davidson.....L 67-81

Jan. 8 GEORGE MASON*.....W 75-65

Jan. 11 ST. BONAVENTURE*.....W 60-41

Jan. 15 at George Washington*.....L 70-73**

Jan. 17 DAVIDSON*.....W 89-63

Jan. 24 at #22 Dayton*.....L 60-63

Jan. 28 DUQUESNE*.....W 86-55

Jan. 31 at #14 VCU*.....W 64-55

Feb. 5 at La Salle*.....L 62-64

Feb. 8 RHODE ISLAND*.....L 74-79

Feb. 11 FORDHAM*.....W 73-71

Feb. 14 at George Mason*.....L 67-71*

Feb. 18 at St. Bonaventure*.....W 71-56

Feb. 21 GEORGE WASHINGTON*.....W 56-48

Feb. 25 #22 VCU*.....W 67-63**

Feb. 28 at Saint Joseph's*.....W 63-57

Mar. 4 at Massachusetts*.....W 56-53

Mar. 7 SAINT LOUIS*.....W 67-51

A-10 TOURNEY - BARCLAYS CENTER (BROOKLYN, N.Y.)

Mar. 13 vs. VCU.....L 67-70

NIT TOURNAMENT - ROBINS CENTER

Mar. 18 ST. FRANCIS (BK).....W 84-74

Mar. 22 ARIZONA STATE.....W 76-70*

Mar. 24 MIAMI (FL).....L 61-63

*Atlantic 10 Conference games

^ Gotham Classic (Robins Center)

Gotham Classic (Madison Square Garden, N.Y.)

STARTERS

Richmond Men's Basketball

2022-23 Media Guide

Anthony, Kendall (G).....	Sr....	16.4
Allen, Terry (F).....	Jr....	13.0
Cline, T.J. (F).....	So....	11.8
Davis, Trey (G).....	Jr....	4.2
Taylor, Deion (F).....	Jr....	2.5

2015-16 (16-16; A-10: 7-11, 9th)

(H: 9-7 A: 5-7 N: 2-2)

HEAD COACH: Chris Mooney

CAPTAINS: Trey Davis

Nov. 13	JAMES MADISON.....	L	75-87
Nov. 15	STETSON.....	W	108-85
Nov. 18	at Wake Forest.....	W	91-82
Nov. 21	BEHTUNE-COOKMAN&.....	W	89-64
Nov. 26	vs West Virginia.....	L	59-67
Nov. 27	vs #14 California.....	W	94-90
Dec. 1	at Florida.....	L	56-76
Dec. 5	NORTHERN IOWA.....	W	82-67
Dec. 12	LONGWOOD.....	W	77-59
Dec. 16	OLD DOMINION.....	W	77-61
Dec. 22	PRESBYTERIAN.....	W	74-44
Dec. 29	at Texas Tech.....	L	70-85
Jan. 2	SAINT JOSEPH'S*.....	L	73-77
Jan. 5	at Rhode Island*.....	L	65-77
Jan. 10	at Fordham*.....	W	93-82
Jan. 13	LA SALLE*.....	W	83-61
Jan. 16	VCU*.....	L	89-94*
Jan. 25	DAVIDSON*.....	L	70-78
Jan. 28	at George Washington*.....	W	98-90*
Jan. 31	at St. Bonaventure*.....	L	68-84
Feb. 3	GEORGE MASON*.....	L	74-78
Feb. 6	MASSACHUSETTS*.....	W	69-53
Feb. 10	at Saint Louis*.....	W	67-53
Feb. 13	FORDHAM*.....	W	71-67
Feb. 16	at Davidson*.....	L	79-83
Feb. 19	at VCU*.....	L	74-87
Feb. 24	GEORGE WASHINGTON*.....	L	61-73
Feb. 27	at Duquesne*.....	W	83-67
Mar. 1	DAYTON*.....	L	84-85
Mar. 5	at George Mason*.....	L	73-83
A-10 TOURNEY - BARCLAYS CENTER (BROOKLYN, N.Y.)			
Mar. 10	vs Fordham.....	W	70-55
Mar. 11	vs Dayton.....	L	54-69
& Vegas Invitational (Robins Center)			
! Vegas Invitational (Las Vegas, Nev.)			
*Atlantic 10 Conference games			

STARTERS

Cline, T.J. (F).....	Jr....	18.3
Allen, Terry (F).....	Sr....	17.3
Jones, ShawnDre' (G).....	Jr....	14.7
Davis, Trey (G).....	Sr....	5.1
Taylor, Deion (F).....	Sr....	3.8

2016-17 (22-13; A-10: 13-5, T-3rd)

NIT QUARTERFINALS

(H: 12-5 A: 8-6 N: 2-2)

HEAD COACH: Chris Mooney

CAPTAINS: T.J. Cline, ShawnDre' Jones

Nov. 11	VMIL.....	W	72-69
Nov. 14	OLD DOMINION.....	L	61-64
Nov. 20	ROBERT MORRIS.....	W	81-69
Nov. 22	HAMPTON.....	W	65-52
Nov. 25	vs Maryland&.....	L	82-88*
Nov. 26	vs Boston College&.....	W	67-54
Nov. 30	at Bucknell.....	L	68-73
Dec. 3	WAKE FOREST.....	L	67-75
Dec. 10	UMBC.....	W	78-75
Dec. 17	TEXAS TECH.....	L	72-79
Dec. 20	at James Madison.....	W	75-55
Dec. 23	at Oral Roberts.....	L	72-87
Dec. 31	at Davidson*.....	W	82-80
Jan. 4	FORDHAM*.....	W	80-82
Jan. 8	at George Washington*.....	W	77-70
Jan. 11	ST. BONAVENTURE*.....	W	78-61
Jan. 14	at Saint Joseph's*.....	W	70-66
Jan. 19	at Dayton*.....	L	59-75
Jan. 22	GEORGE MASON*.....	L	77-82
Jan. 25	RHODE ISLAND*.....	W	73-62
Jan. 28	DUQUESNE*.....	W	101-90
Feb. 1	at VCU*.....	L	74-81
Feb. 4	GEORGE WASHINGTON*.....	W	84-75

Feb. 11	at La Salle*.....	W	64-52
Feb. 14	at George Mason*.....	L	70-93
Feb. 17	VCU*.....	L	73-84
Feb. 21	DAVIDSON*.....	W	84-76
Feb. 25	at Fordham*.....	W	70-48
Mar. 1	at Massachusetts*.....	W	75-64
Mar. 4	SAINT LOUIS*.....	W	72-62
PITTSBURGH, PA.			
Mar. 10	vs George Washington.....	W	70-67
Mar. 11	vs VCU.....	L	77-87*
NIT TOURNAMENT			
Mar. 14	at Alabama.....	W	71-64
Mar. 19	OAKLAND.....	W	87-73
Mar. 21	at TCU.....	L	68-86
* Atlantic 10 Conference games			
& Barclays Center Classic (Brooklyn, N.Y.)			

STARTERS

Cline, T.J. (F).....	Jr....	18.3
Allen, Terry (F).....	Sr....	17.3
Jones, ShawnDre' (G).....	Jr....	14.7
Davis, Trey (G).....	Sr....	5.1
Taylor, Deion (F).....	Sr....	3.8

2017-18 (12-20; A-10: 9-9, T-5th)

(H: 6-9 A: 4-8 N: 2-3)

HEAD COACH: Chris Mooney

Nov. 10	DELAWARE.....	L	63-76
Nov. 13	JACKSONVILLE ST.....	L	61-94
Nov. 20	vs UAB^.....	W	63-50
Nov. 21	vs #12 Cincinnati^.....	L	48-75
Nov. 22	vs Louisiana^.....	L	76-82
Nov. 25	GEORGETOWN.....	L	76-82
Nov. 29	VERMONT.....	L	65-71
Dec. 2	at Wake Forest.....	L	53-82
Dec. 6	at Old Dominion.....	L	60-79
Dec. 10	JAMES MADISON.....	W	74-41
Dec. 19	BUCKNELL.....	L	78-86
Dec. 23	at Boston College.....	L	73-78*
Dec. 30	DAVIDSON*.....	W	69-58
Jan. 3	at Fordham*.....	L	65-69*
Jan. 6	at Saint Louis*.....	L	62-69
Jan. 9	DAYTON*.....	L	81-87
Jan. 13	GEORGE WASHINGTON*.....	W	78-68
Jan. 17	at VCU*.....	W	67-52
Jan. 20	LA SALLE*.....	W	81-74
Jan. 24	at Duquesne*.....	W	77-73*
Jan. 28	at Davidson*.....	W	66-63
Feb. 3	GEORGE MASON*.....	L	75-79
Feb. 7	VCU*.....	W	77-76
Feb. 10	at St. Bonaventure*.....	L	88-97
Feb. 13	at #16 Rhode Island*.....	L	67-85
Feb. 17	SAINT LOUIS*.....	L	66-72
Feb. 21	at George Washington*.....	L	77-103
Feb. 24	SAINT JOSEPH'S*.....	L	70-72
Feb. 28	MASSACHUSETTS*.....	W	90-65
Mar. 3	at George Mason*.....	W	93-79
A-10 TOURNEY - CAPITAL ONE ARENA (WASHINGTON, D.C.)			
Mar. 8	vs Duquesne.....	W	81-68
Mar. 9	vs St. Bonaventure.....	L	77-83
* Atlantic 10 Conference games			
^ Cayman Islands Classic			

STARTERS

Golden, Grant (F).....	Fr....	15.6
Sherod, Nick (G).....	So....	14.3
Buckingham, DeMonte (G).....	So....	12.2
Gilyard, Jacob (G).....	Fr....	11.4
Fore, Khwan (G).....	Jr....	11.0

2018-19 (13-20; A-10: 6-12, T-10th)

(H: 7-10 A: 4-7 N: 2-3)

HEAD COACH: Chris Mooney

Nov. 9	LONGWOOD.....	L	58-63
Nov. 14	ST. FRANCIS BROOKLYN.....	W	88-66
Nov. 16	IUPUI.....	W	78-70
Nov. 19	vs Chicago^.....	L	66-82
Nov. 21	vs Wyoming^.....	L	66-68
Nov. 25	HAMPTON.....	L	66-86
Nov. 28	at Georgetown.....	L	82-90
Dec. 1	WAKE FOREST.....	W	84-74

Dec. 5	COPPIN STATE.....	W	82-47
Dec. 15	ORAL ROBERTS.....	L	52-59
Dec. 19	OLD DOMINION.....	L	54-63
Dec. 22	vs High Point&.....	W	74-59
Dec. 29	at South Alabama.....	W	91-82
Jan. 6	at Dayton*.....	L	48-72
Jan. 9	RHODE ISLAND*.....	L	67-78
Jan. 12	at George Washington*.....	W	76-56
Jan. 16	DUQUESNE*.....	L	68-74
Jan. 19	at Davidson*.....	L	62-75
Jan. 23	at Saint Joseph's*.....	L	70-74
Jan. 26	ST. BONAVENTURE*.....	L	57-66
Jan. 30	at Saint Louis*.....	W	84-81
Feb. 2	LA SALLE*.....	L	58-66
Feb. 6	GEORGE MASON*.....	W	81-67
Feb. 9	GEORGE WASHINGTON*.....	W	89-63
Feb. 13	at VCU*.....	L	60-81
Feb. 20	FORDHAM*.....	W	72-69
Feb. 23	at La Salle*.....	W	84-75
Feb. 27	at George Mason*.....	L	63-77
Mar. 2	VCU*.....	L	66-69
Mar. 6	at Massachusetts*.....	L	79-87
Mar. 9	DAVIDSON*.....	L	69-73

A-10 TOURNEY - BARCLAYS CENTER (BROOKLYN, N.Y.)

Mar. 13	vs Fordham.....	W	52-50
Mar. 14	vs Saint Louis.....	L	68-71
* Atlantic 10 Conference games			
# Chris Mooney's school-record 240th win at UR			
^ Fort Myers Tip-Off			
& Holiday Hoops Fest (Washington, D.C.)			

STARTERS

Golden, Grant (F).....	So....	17.2
Gilyard, Jacob (G).....	So....	16.2
Cayo, Nathan (F).....	So....	12.9
Wojcik, Jake (G).....	Fr....	7.7
Gustavson, Andre (G).....	Fr....	4.8

2019-20 (24-7; A-10: 14-4, 2nd)

(H: 14-2 A: 9-3 N: 1-2)

HEAD COACH: Chris Mooney

Nov. 8	SAINT FRANCIS (PA).....	W	100-98*
Nov. 14	VANDERBILT.....	W	93-92*
Nov. 17	CAL STATE NORTHridge.....	W	90-62
Nov. 22	McNEESE STATE.....	W	87-57
Nov. 25	vs Wisconsin*.....	W	62-52
Nov. 26	vs #18 Auburn#.....	L	65-79
Nov. 30	BOSTON COLLEGE.....	W	64-44
Dec. 3	at Hampton.....	W	80-63
Dec. 8	SOUTH ALABAMA.....	W	75-57
Dec. 14	CHARLESTON.....	W	78-71
Dec. 18	at Old Dominion.....	W	62-59
Dec. 22	vs Radford^.....	L	58-73
Dec. 29	at Alabama.....	L	78-90
Jan. 2	SAINT JOSEPH'S*.....	W	84-52
Jan. 5	at Rhode Island*.....	W	69-61
Jan. 11	SAINT LOUIS*.....	L	58-74
Jan. 14	at Davidson*.....	W	70-64
Jan. 18	at George Mason*.....	W	97-87
Jan. 22	LA SALLE*.....	W	75-57
Jan. 25	#7 DAYTON*.....	L	79-87
Jan. 28	at VCU*.....	L	68-87
Feb. 1	GEORGE WASHINGTON*.....	W	76-54
Feb. 8	at Fordham*.....	W	59-53
Feb. 12	at La Salle*.....	W	74-47
Feb. 15	VCU*.....	W	77-59
Feb. 19	GEORGE MASON*.....	W	65-50
Feb. 22	at St. Bonaventure*.....	L	71-75
Feb. 26	at George Washington*.....	W	73-70
Feb. 29	MASSACHUSETTS*.....	W	95-71
Mar. 3	DAVIDSON.....	W	80-63
Mar. 6	at Duquesne.....	W	73-62
** Postseason canceled due to COVID-19 **			
* Atlantic 10 Conference games			
# Legends Classic (Brooklyn, NY)			
^ Holiday Hoops Fest (Washington, D.C.)			

STARTERS

Francis, Blake (G).....	Jr....	17.7
Golden, Grant (F).....	Jr....	13.4
Gilyard, Jacob (G).....	Jr....	12.7
Sherod, Nick (G).....	Jr....	12.7
Cayo, Nathan (F).....	Jr....	8.9

Richmond Men's Basketball

2020-21 (14-9; A-10: 6-5, 8th)

(H: 6-4 A: 5-3 N: 3-2)

HEAD COACH: Chris Mooney

Nov. 27	vs Morehead State#	W	82-64
Nov. 29	at #10 Kentucky#	W	76-64
Dec. 7	WOFFORD	W	77-72
Dec. 9	NORTHERN IOWA	W	78-68
Dec. 13	at #11 West Virginia	L	71-87
Dec. 16	at Vanderbilt	W	78-67
Dec. 18	vs Loyola Chicago	W	75-73
Dec. 22	HOFSTRA	L	71-76
Dec. 30	at Davidson*	W	80-74
Jan. 2	ST. BONAVENTURE*	L	66-69
Jan. 6	RHODE ISLAND*	W	80-73
Jan. 9	at George Mason*	W	77-57
Jan. 23	LA SALLE*	L	78-84
Jan. 26	at Saint Joseph's*	W	77-57
Feb. 14	ST. MARY'S (MD)	W	90-49
Feb. 17	at VCU*	L	56-68
Feb. 20	DUQUESNE*	W	79-72
Feb. 23	MASSACHUSETTS*	W	79-65
Feb. 26	at Saint Louis	L	67-72
Mar. 1	SAINT JOSEPH'S*	L	73-76

A-10 TOURNAMENT - SIEGEL CENTER
(RICHMOND, VA)

Mar. 4 vs Duquesne L 62-67

NIT TOURNAMENT - UNT COLISEUM
(DENTON, TX)

Mar. 17 vs Toledo W 76-66

Mar. 25 vs Mississippi State L 67-68

* Atlantic 10 Conference games

Bluegrass Showcase (Rupp Arena - Lexington, KY)

STARTERS

Francis, Blake (G)	Gr...	16.1
Golden, Grant (F)	Gr...	12.7
Gilyard, Jacob (G)	Sr...	12.3
Cayo, Nathan (F)	Sr...	12.2
Burton, Tyler (F)	So...	12.0

Mar. 17 vs #16 Iowa W 67-63

Mar. 19 vs #13 Providence L 51-79

* Atlantic 10 Conference games

Bahamas Championship (Nassau, Bahamas)

^ Basketball Hall of Fame Shootout (Charlotte, NC)

STARTERS

Burton, Tyler (F)	Jr....	16.1
Golden, Grant (F)	Gr...	13.7
Gilyard, Jacob (G)	Gr...	13.3
Cayo, Nathan (F)	Gr....	9.1
Gustavson, Andre (G)	Sr....	4.5

2021-22 (24-13; A-10: 10-8, 6th)

(H: 11-5 A: 7-5 N: 6-4)

HEAD COACH: Chris Mooney

Nov. 9	NC CENTRAL	W	70-60
Nov. 12	vs Utah State	L	74-85
Nov. 16	GEORGIA STATE	W	94-78
Nov. 20	at Drake	L	70-73
Nov. 22	HOFSTRA	W	81-68
Nov. 25	vs Maryland#	L	80-86
Nov. 27	vs Mississippi State#	L	71-82*
Dec. 1	at Wofford	W	73-64
Dec. 5	at Northern Iowa	W	60-52
Dec. 11	TOLEDO	W	72-69
Dec. 17	vs NC State^	W	83-74
Dec. 19	OLD DOMINION	W	67-61
Dec. 22	BUCKNELL	W	81-50
Dec. 30	SAINT JOSEPH'S*	L	56-83
Jan. 2	at Saint Louis*	L	69-76
Jan. 5	MASSACHUSETTS*	W	80-72
Jan. 14	DAVIDSON*	L	84-87
Jan. 18	at Fordham*	W	83-70
Jan. 22	at La Salle*	W	64-56
Jan. 25	at Rhode Island*	W	70-63
Jan. 29	VCU*	L	62-64
Feb. 1	at Duquesne*	W	74-57
Feb. 4	ST. BONAVENTURE*	W	71-61
Feb. 7	GEORGE MASON*	W	62-59
Feb. 9	at George Mason*	L	84-87*
Feb. 12	LA SALLE*	W	77-63
Feb. 18	at VCU*	L	57-77
Feb. 22	at George Washington*	W	84-71
Feb. 25	SAINT LOUIS*	W	68-66
Mar. 1	DAYTON*	L	53-55
Mar. 4	at St. Bonaventure*	L	65-72

A-10 TOURNAMENT - CAPITAL ONE ARENA
(WASHINGTON, DC)

Mar. 10 vs Rhode Island W 64-59

Mar. 11 vs VCU W 75-64

Mar. 12 vs Dayton W 68-64

Mar. 13 vs Davidson W 64-62

NCAA TOURNAMENT - KEYBANK CENTER
(BUFFALO, NY)