


SIENA™

BASKETBALL

RECORD BOOK



RONALD MOORE
All-time assists leader



MARC BROWN
All-time leading scorer

RYAN ROSSITER
All-time leading
rebounder




UPDATED THROUGH THE 2021-22 SEASON

Editor's Note: Siena began play at the Division I level in 1976-77. Records set prior to Siena's Division I years are denoted with **bold** type. In those cases, the Division I record appears in regular type following the all-time record. Records set in 2021-22 are denoted with **bold italic** type.

NOTE: Siena vacated individual and team single-game and season records as well as wins spanning a period of 82 games, encompassing the final 16 games of the 2015-16 season, and all 66 games from the 2016-17 and 2017-18 seasons, by the NCAA Committee on Infractions.



Marc "Showbiz" Brown is the Saints' all-time leading scorer. He was also the catalyst in the Saints' first NIT win and the first NCAA win.



Doremus Bennerman

FIRSTS

- First Game** 1938 vs. Niagara (Rochester) (52-47)
- First Win** 1938 vs. Niagara (Rochester) (52-47)
- 100th Win** Feb. 2, 1949 vs. Iona (51-45)
- 200th Win** Feb. 14, 1956 vs. Saint Peter's (70-56)
- 300th Win** March 3, 1968 vs. St. John Fisher (98-87)
- 400th Win** Dec. 29, 1976 vs. Albany State (91-86)
- 500th Win** Dec. 13, 1983 vs. Wagner (69-43)
- 600th Win** Jan. 14, 1989 vs. Vermont (69-58)
- 700th Win** Jan. 3, 1994 vs. Northeastern (86-71)
- 800th Win** Feb. 21, 2000 vs. Saint Peter's (95-72)
- 900th Win** Nov. 27, 2006 at NJIT (64-40)
- 1,000th Win** Jan. 3, 2011 vs. Iona (73-67)
- 1,100th Win**[^] Nov. 25, 2017 vs. Hofstra (85-76)
- First Division I Game** Nov. 27, 1976 vs. Boston U. (L, 88-100)
- First Division I Win** Dec. 1, 1976 vs. Iona (95-87)
- 50th Division I Win** March, 1980 vs. Long Island (80-78)
- 100th Division I Win** Jan. 21, 1984 vs. Loyola (74-71)
- 150th Division I Win** Feb. 25, 1986 vs. Vermont (80-65)
- 200th Division I Win** Jan. 12, 1989 vs. Niagara (101-76)
- 250th Division I Win** Feb. 12, 1991 vs. Niagara (87-68)
- 300th Division I Win** Dec. 28, 1993 vs. Kent State (78-53)
- 350th Division I Win** Jan. 27, 1998 vs. Marist (75-73)
- 400th Division I Win** Feb. 13, 2000 vs. Marist (91-81)
- 450th Division I Win** Jan. 4, 2003 vs. Providence (89-81)
- 500th Division I Win** Nov. 27, 2006 at NJIT (64-40)
- 550th Division I Win** Jan. 1, 2009 vs. Fairfield (87-81)
- 600th Division I Win** Nov. 19, 2011 at Mount St. Mary's (65-53)
- 650th Division I Win** Feb. 12, 2015 at Marist (66-64)
- 700th Division I Win**[^] Mar. 5, 2017 vs. Monmouth (89-85)
- 100th MAAC Win** Feb. 21, 2000 vs. Saint Peter's (95-72)
- 150th MAAC Win** Jan. 19, 2006 vs. Saint Peter's (77-69)
- 200th MAAC Win** Dec. 31, 2009 vs. Saint Peter's (64-53)
- 250th MAAC Win** Jan. 23, 2015 vs. Marist (69-60)
- 300th MAAC Win** Feb. 15, 2020 vs. Rider (73-64)
- First NIT Game** March 17, 1988 vs. Boston College (W, 73-65)
- First NIT Win** March 19, 1991 vs. Fairleigh Dickinson (90-85)
- First NCAA Tournament Game** March 16, 1989 vs. Stanford (W, 80-78)
- First NCAA Tournament Win** March 16, 1989 vs. Stanford (80-78)

[^]Later vacated by NCAA Committee on infractions

INDIVIDUAL CAREER

Most Points Scored	2,284, Marc Brown (1987-91)
Best Scoring Average	20.6, Gary Holle Sr. (1974-76) 18.6, (2,284/123 games), Marc Brown (1987-91)
Most Field Goals Made	850, Marc Brown (1987-91)
Most Field Goals Attempted	1,766, Marc Brown (1987-91)
Best Field Goal Percentage	58.1, (531-914), Lee Matthews (1989-93)
Most 3-Point Goals Made	293, Scott Knapp (1997-01)
Most 3-Point Goals Attempted	726, Scott Knapp (1997-01)
Best 3-Point Percentage	44.9, Jim Cantamessa (1996-00)
Most Free Throws Made	579, Doremus Bennerman (1990-94)
Most Free Throws Attempted	783, Alex Franklin (2006-10)
Best Free-Throw Percentage	89.1, (238-267), Scott Knapp (1997-01)
Most Rebounds	1,151, Ryan Rossiter (2007-11)
Most Assists	823, Ronald Moore (2006-10)
Most Steals	248, Kenny Hasbrouck (2005-09)
Most Blocked Shots	235, Monty Henderson (1985-89)
Most Games Played	137, Brett Bisping (2012-17) [^]
Most Games Won	97, Ronald Moore, Alex Franklin, Edwin Ubiles
Most Games Started	129, Kenny Hasbrouck (2005-09) 129, Ronald Moore (2006-10)

INDIVIDUAL SEASON

Most Points Scored	Jim Cantamessa (1997-98)
Most Free Throws Made	248, Doremus Bennerman (1993-94)
Most Free Throws Attempted	286, Doremus Bennerman (1993-94)
Best Free-Throw Percentage	93.4, (57-61), Scott Knapp (1998-99)
Most Rebounds	408, Ryan Rossiter (2010-11)
Best Rebound Average	19.2, Jack Mulvey (1964-65) 13.2 (408/31 games), Ryan Rossiter (2010-11)
Most Assists	261, Ronald Moore (2009-10)
Most Steals	77, Kenny Hasbrouck (2007-2008)
Most Blocked Shots	86, Monty Henderson (1988-89)
Most Games Played	38, Rob Poole, Brett Bisping, Lavon Long Marquis Wright, Evan Hymes, Maurice White, and Imoh Silas (2013-14)

^{*}Led Nation

INDIVIDUAL SINGLE GAME

Most Points Scored	51, Doremus Bennerman vs. Kansas State (3-30-94)
Most Field Goals Made	20, Bob Hermann vs. Cortland St. (1968-69) 17, Lee Matthews vs. Iona (2-13-93)
Most Field Goals Attempted	29, Eric Banks vs. St. Francis (N.Y.) (1-7-84)
Best Field Goal Percentage	1.000, (8-8), Brian Bidlingmyer vs. Holy Cross (12-4-93) 1.000 (7-7), Lavon Long at Canisius (1-24-16) [^] 1.000, (7-7), Marcus Faison vs. Loyola (2-15-98)
Most 3-Point Field Goals Made	9, Jim Secretarski vs. Iona (1-19-95)
Most 3-Point Field Goals Attempted	19, Doremus Bennerman vs. Niagara (2-19-94)
Best 3-Point Percentage	1.000, (6-6), Jim Cantamessa vs. Rider (2-22-98) 1.000, (6-6), Tay Fisher vs. Vanderbilt (3-21-08)
Most Free Throws Made	27, Doremus Bennerman vs. Kansas State (3-30-94)
Most Free Throws Attempted	30, Doremus Bennerman vs. Kansas State (3-30-94)
Best Free-Throw Percentage	1.000, (15-15), Frank Ryan vs. RPI (12-4-63) 1.000 (12-12) Rob Poole vs. Vermont (11-17-14) 1.000, (12-12), Tommy Mitchell at Fairfield (1-30-03) 1.000, (12-12), Dwayne Archbold vs. Niagara (12-8-01)
Most Rebounds	30, Jack Mulvey (1964-65) 26, Nelson Richardson vs. Manhattan (1976-77)
Most Assists	15, Marc Brown vs. Army (2-3-90)
Most Steals	10, Brian Bidlingmyer vs. Loyola (1-15-94)
Most Blocked Shots	9, Monty Henderson vs. New Hampshire (1-30-89)

TEAM RECORDS

POINTS

SEASON

Fewest Points Scored	448 (10 games) (1938-39) 1,681 (27 games) (1995-96)
Most Points Scored	2,862 (33 games) (1999-00)
Most Points Yielded	2,662 (38 games) (2013-14)
Scoring Average	86.7 (2,862/33 games) (1999-00)

GAME

Fewest Points Scored	23 vs. St. Bonaventure (1942-43) 40 at St. Bonaventure (12/5/18) 40 vs. St. John's (12/25/83) 40 vs. Manhattan (1/25/96)
Most Points Scored	129 vs. St. Michael's (1973-74) 126 vs. Drexel (2/20/78)
Fewest by Opponent	16 by Cobleskill (1938-39) 39 vs. Manhattan (2/26/97)

Most by Opponent	144 by Syracuse (1/17/88)
Combined Points	241 (126-115) vs. Drexel (2/20/78)


FIELD GOALS

SEASON

Made	1,007 (2008-09)
Attempted	2,165 (2013-14)
Best Field Goal Percentage	.526 (790-1503) (1980-81)

GAME

Made	52 vs. St. Michael's (1973-74) 45 (45-81) vs. Vermont (12/28/87)
Attempted	101 vs. Potsdam State (1975-76) 95 (36-95) Saint Francis (N.Y.) (1/6/79)
Percentage	.755 (37-49) vs. New Hampshire (2/28/81)



Bruce Schroeder

3-POINTERS

SEASON

Made	.288 (288-849) (2018-19)
Attempted	.849 (288-849) (2018-19)
Best Percentage	.438 (214-489) (1988-89)

GAME

Made	.18 vs. Saint Peter's (12/4/99)
Attempted	.38 vs. Radford (12/30/89)
Best Percentage	.750 (6-8) vs. Hartford (1/31/87)

FREE THROWS

SEASON

Made	.672 (672-854) (1998-99)
Attempted	.903 (2013-14)
Best Percentage	.803* (574-715) (1997-98)

GAME

Made	44 vs. Louisville (1953-54) 40 (40-49) vs. Syracuse (1/7/79) .52 vs. Drexel (2/20/78)
Attempted	1.000 (16-16) vs. Evansville (12/23/89) (16-16) vs. La Salle (12/7/91)
Best Percentage	

* Led Nation

REBOUNDS

SEASON

Most Rebounds	1,429 (2013-14)
---------------	-----------------

GAME

Most Rebounds	75 vs. Potsdam State (1/28/76) 70 vs. RPI (1976-77)
---------------	---

ASSISTS

SEASON

Most Assists	.534 (2008-09)
--------------	----------------

GAME

Most Assists	.33 vs. Canisius (1977-78) 33 vs. Syracuse (1/2/88)
--------------	--

FOULS

SEASON

Most Personal Fouls	.854 (2013-14)
---------------------	----------------

GAME

Most Personal Fouls	.39 at Canisius (2/4/99)
---------------------	--------------------------

GAMES

SEASON

Most Games	.38 (20-18) (2013-14)
Fewest Games	10 (8-2) (1938-39) 24 (9-15) (1976-77)
Most Wins	.27 (27-7) 2009-10 27 (27-8) 2008-09 27 (27-5) (1949-50) 25 (1988-89), (1990-91), (1993-94), (1998-99)
Most Losses	.24 (8-24) (2017-18) 24 (6-24) (2004-05)

BLOCKED SHOTS

SEASON

Most Blocked Shots	.193 (1987-88)
--------------------	----------------

GAME

Most Blocked Shots	.14 vs. Maine (2/19/87)
--------------------	-------------------------

STEALS

SEASON

Most Steals	.320 (2007-08)
-------------	----------------

LONGEST WINNING STREAKS

- 16 games (Feb. 7, 2020-Jan. 16, 2021)
16 games (Feb. 25, 1950-Dec. 28, 1950)
- 15 games (Dec. 23, 2009-Feb. 8, 2010)
15 games (Jan. 14, 1985-Dec. 28, 1985)
- 14 games (Jan. 4, 1989-Feb. 27, 1989)
14 games (Feb. 9, 1980-Jan. 24, 1981)

LONGEST HOME WINNING STREAKS

- 38 games (Feb. 29, 2008-Mar. 8, 2010)
- 26 games (Dec. 5, 1987-Dec. 11, 1989)
- 22 games (Jan. 29, 1949-Jan. 14, 1950)**
- 19 games (Jan. 11, 1951-Dec. 17, 1952)**
- 16 games (Nov. 5, 2019-Jan. 4, 2021)

LONGEST ROAD WINNING STREAKS

- 8 games (Feb. 23, 2020-Jan. 16, 2021)
- 7 games (Feb. 23, 1985-Jan. 23, 1986)
- 6 games (Jan. 9, 1989-Feb. 16, 1989)
- 5 games (Jan. 4, 2010-Jan. 30, 2010)
- 5 games (Jan. 29, 2000-Feb. 21, 2000)
- 5 games (Feb. 9, 1991-Feb. 23, 1991)

SEASON TO SEASON WITH SIENA'S DIVISION I 1,000-POINT SCORERS

Below is a breakdown of Siena's Division I 1000-point scorers and the success the teams they played with achieved.

STEVE MCCOY '89

Note:

- One of only four players to win 20 games in a season for two coaches

Season	Record	Postseason	Coach
1985-1986	21-8	N/A	John Griffin
1986-1987	17-12	N/A	Mike Deane
1987-1988	23-6	NIT	Mike Deane
1988-1989	25-5	NCAA	Mike Deane
Totals	86-31		

JEFFERY ROBINSON '90

Season	Record	Postseason	Coach
1986-1987	17-12	N/A	Mike Deane
1987-1988	23-6	NIT	Mike Deane
1988-1989	25-5	NCAA	Mike Deane
1989-1990	16-13	N/A	Mike Deane
Totals	81-36		

MARC BROWN '91

Note:

- One of only eight players to play on three postseason teams

Season	Record	Postseason	Coach
1987-1988	23-6	NIT	Mike Deane
1988-1989	25-5	NCAA	Mike Deane
1989-1990	16-13	N/A	Mike Deane
1990-1991	25-10	NIT	Mike Deane
Totals	89-34		

BRUCE SCHROEDER '92

Season	Record	Postseason	Coach
1988-1989	25-5	NCAA	Mike Deane
1989-1990	16-13	N/A	Mike Deane
1990-1991	25-10	NIT	Mike Deane
1991-1992	19-10	N/A	Mike Deane
Totals	85-38		

MIKE BROWN '93

Season	Record	Postseason	Coach
1988-1989	25-5	NCAA	Mike Deane
1989-1990	16-13	N/A	Mike Deane
1990-1991	25-10	NIT	Mike Deane
1992-1993	16-13	N/A	Mike Deane
Totals	82-41		

LEE MATTHEWS '93

Season	Record	Postseason	Coach
1989-1990	16-13	N/A	Mike Deane
1990-1991	25-10	NIT	Mike Deane
1991-1992	19-10	N/A	Mike Deane
1992-1993	16-13	N/A	Mike Deane
Totals	76-46		

DOREMUS BENNERMAN '94

Season	Record	Postseason	Coach
1990-1991	25-10	NIT	Mike Deane
1991-1992	19-10	N/A	Mike Deane
1992-1993	16-13	N/A	Mike Deane
1993-1994	25-8	NIT	Mike Deane
Totals	85-41		

GEOFF WALKER '97

Season	Record	Postseason	Coach
1993-1994	25-8	NIT	Mike Deane
1994-1995	8-19	N/A	Bob Beyer
1995-1996	5-22	N/A	Bob Beyer
1996-1997	9-18	N/A	Bob Beyer
Totals	47-67		

MARCUS FAISON '00 JIM CANTAMESSA '00 COREY OSINSKI '00

Season	Record	Postseason	Coach
1996-1997	9-18	N/A	Bob Beyer
1997-1998	17-12	N/A	Paul Hewitt
1998-1999	25-6	NCAA	Paul Hewitt
1999-2000	24-9	NIT	Paul Hewitt
Totals	75-45		

SCOTT KNAPP '01

Notes:

- One of only four players to win 20 games in a season for two different coaches
- One of only eight players to win 20 games in three seasons

Season	Record	Postseason	Coach
1997-1998	17-12	N/A	Paul Hewitt
1998-1999	25-6	NCAA	Paul Hewitt
1999-2000	24-9	NIT	Paul Hewitt
2000-2001	20-11	N/A	Louis Orr
Totals	86-38		

DWAYNE ARCHBOLD '02

Notes:

- One of only four players to win 20 games in a season for two different coaches
- One of only eight players to play on three postseason teams

Season	Record	Postseason	Coach
1998-1999	25-6	NCAA	Paul Hewitt
1999-2000	24-9	NIT	Paul Hewitt
2000-2001	20-11	N/A	Louis Orr
2001-2002	17-19	NCAA	Rob Lanier
Totals	86-45		

PROSPER KARANGWA '03

Notes:

- Only player to win 20 games in a season for three different coaches
- One of only eight players to play on three postseason teams

Season	Record	Postseason	Coach
1999-2000	24-9	NIT	Paul Hewitt
2000-2001	20-11	N/A	Louis Orr
2001-2002	17-19	NCAA	Rob Lanier
2002-2003	21-11	NIT	Rob Lanier
Totals	82-50		

TOMMY MITCHELL '05

Season	Record	Postseason	Coach
2001-2002	17-19	NCAA	Rob Lanier
2002-2003	21-11	NIT	Rob Lanier
2003-2004	14-16	N/A	Rob Lanier
2004-2005	6-24	N/A	Rob Lanier
Totals	58-80		

ANTOINE JORDAN '06

Season	Record	Postseason	Coach
2002-2003	21-11	NIT	Rob Lanier
2003-2004	14-16	N/A	Rob Lanier
2004-2005	6-24	N/A	Rob Lanier
2005-2006	15-13	N/A	Fran McCaffery
Totals	56-64		

MICHAEL HADDIX '07

Notes:

- One of only four players to win 20 games in a season for two coaches

Season	Record	Postseason	Coach
2002-2003	21-11	NIT	Rob Lanier
2003-2004	14-16	N/A	Rob Lanier
2004-2005	6-24	N/A	Rob Lanier
2006-2007	20-12	N/A	Fran McCaffery
Totals	61-63		

SEASON TO SEASON WITH SIENA'S DIVISION I 1,000-POINT SCORERS

KENNY HASBROUCK '09

Notes:

- One of only six players to win two NCAA Tournament games

Season	Record	Postseason	Coach
2005-2006	15-13	N/A	Fran McCaffery
2006-2007	20-12	N/A	Fran McCaffery
2007-2008	23-11	NCAA	Fran McCaffery
2008-2009	27-8	NCAA	Fran McCaffery
Totals	85-44		

ALEX FRANKLIN '10 RONALD MOORE '10 EDWIN UBILES '10

Notes:

- Winningest class in program history
- Only three players to win 20 games in four seasons
- Two of only eight players to play on three postseason teams
- Three of only five players to win 27 games twice
- Most wins (54) in back-to-back seasons
- Most wins (77) in three consecutive seasons
- Three of four players to play in three NCAA Tournaments
- Three of only six players to win two NCAA Tournament games

Season	Record	Postseason	Coach
2006-2007	20-12	N/A	Fran McCaffery
2007-2008	23-11	NCAA	Fran McCaffery
2008-2009	27-8	NCAA	Fran McCaffery
2009-2010	27-7	NCAA	Fran McCaffery
Totals	97-38		

CLARENCE JACKSON '11 RYAN ROSSITER '11

Notes:

- Two of only eight players to play on three postseason teams
- Two of only five players to win 27 games twice
- Most wins (54) in back-to-back seasons
- Most wins (77) in three consecutive seasons
- Rossiter is one of four players to play in three NCAA Tournaments (Note: Jackson was injured and did not appear in 2010 NCAA Tournament)
- Two of only six players to win two NCAA Tournament games

Season	Record	Postseason	Coach
2007-2008	23-11	NCAA	Fran McCaffery
2008-2009	27-8	NCAA	Fran McCaffery
2009-2010	27-7	NCAA	Fran McCaffery
2010-2011	13-18	N/A	Mitch Buonaguro
Totals	90-44		

O.D. ANOSIKE '13

Season	Record	Postseason	Coach
2009-2010	27-7	NCAA	Fran McCaffery
2010-2011	13-18	N/A	Mitch Buonaguro
2011-2012	14-17	N/A	Mitch Buonaguro
2012-2013	8-24	N/A	Mitch Buonaguro
Totals	62-66		

EVAN HYMES '15 ROB POOLE '15

Season	Record	Postseason	Coach
2011-12	14-17	n/a	Mitch Buonaguro
2012-13	8-24	n/a	Mitch Buonaguro
2013-14	20-18	CBI	Jimmy Patsos
2014-15	11-20	N/A	Jimmy Patsos
Totals	53-79		

BRETT BISPING '17^

Season	Record	Postseason	Coach
2012-13	8-24	N/A	Mitch Buonaguro
2013-14	20-18	CBI	Jimmy Patsos
2014-15	11-20	N/A	Jimmy Patsos
2015-16	21-13	CBI	Jimmy Patsos
2016-17	17-17	N/A	Jimmy Patsos
Totals	77-92		

LAVON LONG '17^ JAVION OGUNYEMI '17^ MARQUIS WRIGHT '17^

Season	Record	Postseason	Coach
2013-14	20-18	CBI	Jimmy Patsos
2014-15	11-20	N/A	Jimmy Patsos
2015-16	21-13	CBI	Jimmy Patsos
2016-17	17-17	N/A	Jimmy Patsos
Totals	69-68		

JALEN PICKETT

Season	Record	Postseason	Coach
2018-19	17-16	N/A	Jamion Christian
2019-20	20-10	NCAA*	Carmen Maciariello
2020-21	12-5	N/A	Carmen Maciariello
Totals	49-31		

*Sienna was named the MAAC's Automatic Qualifier to the NCAA Tournament

^ A portion of Bisping's, Long's, Ogunyemi's, and Wright's total career records were later vacated by the NCAA Committee on Infractions



Brett Bisping

Lavon Long

SEASON TO SEASON WITH SIENA'S DIVISION I 1,000-POINT SCORERS

Who Played When?

Sienna basketball has enjoyed some landmark seasons since turning Division I prior to the 1976-77 season. Below, we highlight some of those memorable years, noting which 1,000-point scorers played during those years. Note: Each 1000-point scorer since 1987-88 has made at least one postseason appearance in his career.

Team Highlights:

1987-1988 (23-6)

(Steve McCoy, Jeffrey Robinson, Marc Brown)

- North Atlantic Conference (NAC) Regular-Season Champions
- Won at Wake Forest (72-67)
- Postseason NIT: Lost at Boston College (73-65)

1988-1989 (25-5)

(Steve McCoy, Jeffrey Robinson, Marc Brown, Mike Brown, Bruce Schroeder)

- NAC Regular-Season and Tournament Champions
- Won at Pittsburgh (80-79) – First Non-Big East conference opponent to win in the Pittsburgh Civic Center in six years
- NCAA Tournament: Defeated #13 ranked Stanford (80-78); Lost to Minnesota (80-67) at Greensboro Coliseum

1990-91 (25-10)

(Marc Brown, Lee Matthews, Doremus Bennerman, Bruce Schroeder, Mike Brown)

- Metro Atlantic Athletic Conference Regular-Season Co-Champions
- Postseason NIT: Defeated Fairleigh Dickinson (90-85) and South Carolina (ranked in top-20 during season) (63-58); Lost to Massachusetts (82-80) in overtime

1993-94 (25-8)

(Doremus Bennerman, Geoff Walker)

- Postseason NIT semifinals (third-place finish)
- Defeated Richmond 88-57
- Posted 73-62 win at Texas A&M
- Postseason NIT: Defeated Georgia Tech (76-68), Tulane (89-79), Bradley (75-62) and Kansas State (92-79); Semifinal loss to Villanova (66-58)

1998-99 (25-6)

(Marcus Faison, Jim Cantamessa, Corey Osinski, Scott Knapp, Dwayne Archbold)

- MAAC Regular-Season Co-Champions and Tournament Champions
- Won Sparkletts Invitational at Pepperdine
- 94-80 NCAA Tournament loss to Arkansas, McNichols Arena, Denver, Colo.

1999-00 (24-9)

(Marcus Faison, Jim Cantamessa, Corey Osinski, Scott Knapp, Dwayne Archbold, Prosper Karangwa)

- MAAC Regular-Season Champions
- Pre-Season NIT: Defeated Davidson (89-79); Lost to Notre Dame (107-96)
- 94-91 win at George Washington
- 93-72 win vs. Rhode Island
- Postseason NIT: Defeated Massachusetts (66-65); Lost at Penn State (105-103)

2001-2002 (17-19)

(Dwayne Archbold, Prosper Karangwa, Tommy Mitchell)


- MAAC Tournament Champions
- Defeated Alcorn State (81-77) in Opening Round of NCAA Tournament at University of Dayton Arena
- Lost to eventual national champion Maryland 85-70 in First Round of NCAA Tournament at MCI Center in Washington, D.C.

2002-2003 (21-11)

(Prosper Karangwa, Tommy Mitchell, Michael Haddix, Antoine Jordan)

- Postseason NIT: Defeated Villanova (74-59) and Western Michigan (68-62); Lost to Alabama-Birmingham (80-71)
- Defeated Providence 89-81

In 1998-99, four future 1,000-point scorers played on the same team. Marcus Faison (left), Corey Osinski (with ball), Scott Knapp (center), and Jim Cantamessa (right), each played in the NIT and NCAA tournaments.



SEASON TO SEASON WITH SIENA'S DIVISION I 1,000-POINT SCORERS

2007-08 (23-11)

(Kenny Hasbrouck, Edwin Ubiles, Alex Franklin, Ronald Moore, Ryan Rossiter, Clarence Jackson)

- MAAC Regular-Season and Tournament Champions
- Pre-Season NIT: Lost at Syracuse (97-89); Defeated Fairleigh Dickinson (88-66)
- Defeated #20 Stanford (79-67)
- Defeated NCAA Tournament participant Boise State (93-70)
- Defeated Vanderbilt (83-62) in First Round of NCAA Tournament at the St. Pete Times Forum in Tampa, Fla.
- Lost to Villanova (84-72) in Second Round of NCAA Tournament at the St. Pete Times Forum in Tampa, Fla.

2008-09 (27-8)

(Kenny Hasbrouck, Edwin Ubiles, Alex Franklin, Ronald Moore, Ryan Rossiter, Clarence Jackson)

- MAAC Regular-Season and Tournament Champions
- Defeated NCAA Tournament participants Cornell (74-56) and Northern Iowa (81-75).
- Defeated Ohio State (74-72) in First Round of NCAA Tournament at the UD Arena in Dayton, Ohio.
- Lost to the #1 overall team in the country Louisville (79-72) in the Second Round of the NCAA Tournament at the UD Arena in Dayton, Ohio.

2009-10 (27-7)

(Edwin Ubiles, Alex Franklin, Ronald Moore, Ryan Rossiter, Clarence Jackson, O.D. Anosike)

- MAAC Regular-Season and Tournament Champions
- Set a program record with 15 consecutive wins
- Lost to #4 seed Purdue (72-64) in the First Round of the NCAA Tournament at Spokane Arena in Spokane, Wash.

2013-14 (20-18)

(Brett Bisping[^], Evan Hymes, Lavon Long[^], Javion Ogunyemi[^], Rob Poole, Marquis Wright[^])

- Won College Basketball Invitational
- Defeated Stony Brook (66-55), Penn State (54-52), Illinois State (61-49) and Fresno State (61-57 in Fresno, Calif.), lost to Fresno State (89-75 in Loudonville, N.Y.) and defeated Fresno State (81-68 in Loudonville, N.Y.)

2015-16 (21-13)

(Brett Bisping[^], Lavon Long[^], Javion Ogunyemi[^], Marquis Wright[^])

- Participated in College Basketball Invitational for second time in three seasons, losing to eventual runner-up Morehead State
- Program's most victories in six years
- Achieved 10-win improvement from the previous year which was tied for the 12th best nationally

2016-17 (17-17)

(Brett Bisping[^], Lavon Long[^], Javion Ogunyemi[^], Marquis Wright[^])

- Led Saints to first MAAC Championship Game appearance in seven years
- Ended season as one of only two Division I teams with four active 1,000-point scorers (National Champion North Carolina)



Rob Poole



Marquis Wright



[^] A portion of Bisping's, Long's, Ogunyemi's, and Wright's total career points were later vacated by the NCAA Committee on Infractions

NOT JUST 1,000-POINT SCORERS



Edwin Ubiles, Alex Franklin and Kenny Hasbrouck receive their commemorative 1,000-point basketballs from Director of Athletics, John D'Argenio and Head Coach Fran McCaffery.

DOUBLE AND TRIPLE THREATS

	Points	Rank	Rebounds	Rank	Assists	Rank
Marc Brown	2,284	#1			796	#2
Doremus Bennerman	2,109	#2			577	#5
Edwin Ubiles	1,939	#3	560	#23	273	#19
Kenny Hasbrouck	1,917	#4			331	#14
Alex Franklin	1,730	#5	923	#6		
Marcus Faison	1,697	#6	689	#15		
Jeffery Robinson	1,657	#7	583	#21	284	#16
Dwayne Archbold	1,644	#8	630	#19	236	#24
Michael Haddix	1,594	#9	807	#7		
Marquis Wright [^]	1,546	#10			614	#3
Brett Bisping [^]	1,528	#11	1,024	#4		
Rob Poole	1,493	#12	552	#25		
Ryan Rossiter	1,457	#13	1,151	#1		
Fred Shear*	1,400	#15	658	#17		
Dough Poetzsch	1,398	#16	742	#9		
Scott Knapp	1,381	#17			393	#7
Lavon Long [^]	1,379	#18	692	#14	281	#17
Lee Matthews	1,365	#19	1,037	#3		
Steve Walters	1,346	#20	543			
Evan Hymes	1,338	#21			361	#10
Steve McCoy	1,334	#22	969	#5		
Javion Ogunyemi [^]	1,327	#23	605	#20		
Jim Cantamessa	1,316	#24	535		229	#25
Corey Osinski	1,288	#27	540			
Prosper Karangwa	1,274	#28			343	#13
O.D. Anosike	1,259	#29	1,076	#2		
Bob Hermann*	1,258	#30	733	#11		
Michael Catino	1,238	#31			426	#7
Antoine Jordan	1,232	#32	736	#10	291	#15
Kevin McGraw	1,217	#33			352	#11
Matt Brady	1,106	#37			593	#4
Dan Terwilliger	1,086	#39	548			
Ronald Moore	1,070	#41			823	#1
Geoff Walker	1,044	#42	706	#12		
Mark Palinski*	1,030	#43	649	#18		

*Only eligible to play for three years

[^]A portion of Bisping's, Long's, Ogunyemi's, and Wright's total career records were later vacated by the NCAA Committee on Infractions

DIVISION I 1000-POINT SCORER RECORD BOOK

CAREER WINS

1. Alex Franklin	97
Ronald Moore	97
Edwin Ubiles	97
4. Clarence Jackson	90
Ryan Rossiter	90
6. Marc Brown	89
7. Steve McCoy	86
Scott Knapp	86
Dwayne Archbold	86
10. Bruce Schroeder	85
Doremus Bennerman	85
Kenny Hasbrouck	85
13. Mike Brown	82
Prosper Karangwa	82
15. Jeffery Robinson	81
16. Brett Bisping [^]	77
17. Lee Matthews	76
18. Marcus Faison	75
Jim Cantamessa	75
Corey Osinski	75
21. Lavon Long [^]	69
Javion Ogunyemi [^]	69
Marquis Wright [^]	69
24. O.D. Anosike	62
25. Michael Haddix	61

CAREER WINNING %

1. Steve McCoy	.735
2. Marc Brown	.724
3. Alex Franklin	.719
Ronald Moore	.719
Edwin Ubiles	.719
6. Scott Knapp	.694
7. Jeffery Robinson	.692
8. Bruce Schroeder	.691
9. Doremus Bennerman	.675
10. Clarence Jackson	.672
Ryan Rossiter	.672
12. Mike Brown	.667
13. Kenny Hasbrouck	.659
14. Dwayne Archbold	.656
15. Marcus Faison	.625
Jim Cantamessa	.625
Corey Osinski	.625
18. Lee Matthews	.623
19. Prosper Karangwa	.621
20. Jalen Pickett	.613
21. Lavon Long [^]	.504
Javion Ogunyemi [^]	.504
Marquis Wright [^]	.504
24. Michael Haddix	.490
25. O.D. Anosike	.484

NCAA/NIT RECORD

	NCAA	NIT	NCAA	NIT
Steve McCoy	1-1	0-1	Dwayne Archbold	1-2 1-1
Jeffery Robinson	1-1	0-1	Prosper Karangwa	1-1 3-2
Marc Brown	1-1	2-2	Tommy Mitchell	1-1 2-1
Mike Brown	1-1	2-1	Antoine Jordan	0-0 2-1
Bruce Schroeder	1-1	2-1	Michael Haddix	0-0 2-1
Lee Matthews	0-0	2-1	Kenny Hasbrouck	2-2 0-0
Doremus Bennerman	0-0	6-2	Alex Franklin	2-3 0-0
Geoff Walker	0-0	4-1	Ronald Moore	2-3 0-0
Marcus Faison	0-1	1-1	Edwin Ubiles	2-3 0-0
Jim Cantamessa	0-1	1-1	Ryan Rossiter	2-3 0-0
Corey Osinski	0-1	1-1	Clarence Jackson	2-3 0-0
Scott Knapp	0-1	1-1	O.D. Anosike	0-1 0-0

SCORING LEADERS • YEAR-BY-YEAR



Alex Franklin



Marcus Faison



Rob Poole

Year	Player	Points	Average
2021-22	Colby Rogers	395	14.1
2020-21	Manny Camper	240	14.1
2019-20	Jalen Pickett	438	15.1
2018-19	Jalen Pickett	521	15.8
2017-18 [^]	Prince Odoro	283	9.1
2016-17 [^]	Marquis Wright	555	16.8
2015-16 [^]	Brett Bisping	540	15.9
2014-15	Rob Poole	391	14.0
2013-14	Rob Poole	556	14.6
2012-13	O.D. Anosike	425	13.3
2011-12	O.D. Anosike	465	15.0
2010-11	Ryan Rossiter	581	18.7
2009-10	Alex Franklin	546	16.1
2008-09	Edwin Ubiles	526	15.0
2007-08	Edwin Ubiles	577	17.0
2006-07	Michael Haddix	523	16.3
2005-06	Antoine Jordan	480	17.1
2004-05	Jack McClinton	408	13.6
2003-04	Michael Haddix	452	15.6
2002-03	Prosper Karangwa	530	16.6
2001-02	Dwayne Archbold	715	19.9
2000-01	Dwayne Archbold	462	14.9
1999-00	Marcus Faison	570	17.3
1998-99	Marcus Faison	457	14.7
1997-98	Marcus Faison	468	16.1
1996-97	Geoff Walker	345	12.8
1995-96	Jim Secretarski	303	11.2
1994-95	Matt Gras	372	13.8
1993-94	Doremus Bennerman	858	26.0
1992-93	Doremus Bennerman	535	18.4
1991-92	Doremus Bennerman	473	16.9
1990-91	Marc Brown	816	23.3

Year	Player	Points	Average
1989-90	Marc Brown	489	16.9
1988-89	Jeffery Robinson	595	19.8
1987-88	Rick Williams	603	20.8
1986-87	Matt Brady	408	14.1
1985-86	Eric Banks	455	15.7
1984-85	Doug Poetzsch	547	18.9
1983-84	Eric Banks	461	16.5
1982-83	Rod Mullin	392	14.0
1981-82	Kevin McGraw	468	16.7
1980-81	Kevin McGraw	437	16.2
1979-80	Rod Owens	470	16.8
1978-79	Michael Catino	287	15.2
1977-78	Michael Catino	373	16.2
1976-77	Nelson Richardson	334	13.9
1975-76	Gary Holle	453	20.6
1974-75	Gary Holle	515	20.6
1973-74	Rod Brooks	522	19.3
1972-73	Fred Shear	466	20.3
1971-72	Rod Brooks	437	16.8
1970-71	Fred Shear	521	20.8
1969-70	Bob Hermann	420	19.7
1968-69	Bob Hermann	494	21.4
1967-68	Mike Long	462	18.5
1966-67	Mark Palinski	446	19.4
1965-66	Mark Palinski	354	16.1
1964-65	Jack Mulvey	288	15.2
1963-64	Marty Canavan	229	10.9
1962-63	Marty Canavan	291	12.6
1961-62	Tim Mannix	298	13.6
1960-61	Jim Woodward	337	14.1
1959-60	Gary Smith	207	9.9
1958-59	Jack Weaver	325	17.1
1957-58	John Obermayer	212	11.2
1956-57	John Obermayer	358	17.9
1955-56	Tim Hill	417	20.9
1954-55	Tim Hill	255	16.0
1953-54	Tim Hill	349	16.7
1952-53	Bill Hogan	303	14.4
1951-52	Bill Harrell	396	14.6
1950-51	Ed Kolakowski	368	13.6
1949-50	Bill Harrell	311	9.7
1948-49	Ed Lange	295	9.8
1947-48	George Weber	362	12.9
1946-47	Dave Tornello	184	9.2
1945-46	No Basketball		
1944-45	No Basketball		
1943-44	No Basketball		
1942-43	No Statistics Available		
1941-42	No Statistics Available		
1940-41	Howie Tucker	241	13.4
1939-40	Howie Tucker	282	14.8
1938-39	Howie Tucker	138	13.8



[^]Statistics from the final 16 games of the 2015-16 season and all games from the 2016-17 and 2017-18 seasons were later vacated by the NCAA Committee on Infractions

SCORING LEADERS



Dwayne Archbold



Edwin Ubiles

SINGLE-SEASON SCORING LEADERS

Name	Points	Games	Average	Year
1. Doremus Bennerman	858	33	26.0	1993-94
2. Marc Brown	816	35	23.3	1990-91
3. Dwayne Archbold	715	36	19.9	2001-02
4. Rick Williams	603	29	20.8	1987-88
5. Jeffery Robinson	595	30	19.8	1988-89
6. Marc Brown	584	30	19.5	1988-89
7. Ryan Rossiter	581	31	18.7	2010-11
8. Edwin Ubiles	577	34	17.0	2007-08
9. Marcus Faison	570	33	17.3	1999-00
10. Rob Poole	556	38	14.6	2013-14
11. Marquis Wright [^]	555	33	16.8	2016-17
12. Alex Franklin	547	34	16.1	2009-10
Doug Poetzsch	547	29	18.9	1984-85
14. Kenny Hasbrouck	546	34	16.1	2007-08
15. Brett Bisping [^]	540	34	15.9	2015-16
16. Doremus Bennerman	535	29	18.4	1992-93
17. Prosper Karangwa	530	32	16.6	2002-03
18. Edwin Ubiles	526	35	15.0	2008-09
19. Michael Haddix	523	32	16.3	2006-07
20. Rod Brooks	522	27	19.3	1972-73
21. Jalen Pickett	521	33	15.8	2018-19
Fred Shear	521	25	20.8	1970-71
23. Gary Holle	515	25	20.6	1974-75
24. Kenny Hasbrouck	513	32	16.0	2006-07
25. Kenny Hasbrouck	512	35	14.6	2008-09

SINGLE-GAME SCORERS

Pts	Player	Opponent	Siena-Opp	Season
51	Doremus Bennerman	Kansas State	92-79	1993-94
46	Jalen Pickett	Quinnipiac	100-107 (3 OT)	2018-19
44	Marc Brown	Fairfield	97-63	1990-91
42	Michael Catino	Drexel	126-115	1977-78
41	Michael Catino	St. Francis (N.Y.)	100-90	1977-78
41	Bob Hermann	SUNY-Cortland	92-96	1968-69
39	Bob Hermann	Hartford	106-85	1968-69
38	Marc Brown	Canisius	87-67	1990-91
38	Jack Weaver	St. Francis (N.Y.)	72-65	1958-59
37	Edwin Ubiles	Loyola (Md.)	76-83 (OT)	2007-08
37	Jeffery Robinson	Maine	92-82	1988-89
37	Rod Brooks	Sacred Heart	110-101	1973-74
37	Mark Palinski	Hartwick	98-102	1966-67
36 [^]	Marquis Wright	Monmouth	82-102	2016-17
36	Kenny Hasbrouck	Rider	78-84	2006-07
36	Dwayne Archbold	Marist	82-76	2001-02
36	Jim Secretarski	Iona	100-81	1994-95
36	Doremus Bennerman	Wagner	81-79	1993-94
36	Doremus Bennerman	Canisius	90-99	1993-94
36	Doremus Bennerman	Niagara	78-82	1993-94
36	Marc Brown	Iona	87-80	1990-91
35	Kenny Hasbrouck	Marist	97-88 (OT)	2007-08
35	Gary Holle	Canisius	103-88	1975-76
35	Steve Walters	Canisius	103-88	1975-76
35	Steve Walters	LeMoyne	81-87	1973-74
35	Steve Walters	UAlbany	86-76	1973-74
35	Mike Long	LeMoyne	89-101	1967-68
35	Lee Matthews	Iona	83-88	1992-93



Kenny Hasbrouck

[^]Statistics from the final 16 games of the 2015-16 season and all games from the 2016-17 and 2017-18 seasons were later vacated by the NCAA Committee on Infractions

REBOUNDING LEADERS



Steve McCoy



Ryan Rossiter

CAREER LEADERS

Name (Years)	Reb	Games	Avg
1. Ryan Rossiter (2007-11)	1,151	133	8.7
2. O.D. Anosike (2009-13)	1,076	128	8.4
3. Lee Matthews (1989-93)	1,037	122	8.5
4. Brett Bisping (2012-17) [^]	1,024	137	7.5
5. Steve McCoy (1985-89)	969	117	8.3
6. Alex Franklin (2006-10)	923	130	7.1
7. Michael Haddix (2002-07)	807	105	7.7
8. Jack Mulvey (1962-65)	793	53	15.0
9. Doug Poetzsch (1981-85)	742	112	6.6
10. Antoine Jordan (2002-06)	736	115	6.4
11. Bob Hermann (1967-70)	733	71	10.3
12. Geoff Walker (1993-97)	706	114	6.2
13. Vernon Asquith (1978-82)	704	108	6.5
14. Lavon Long (2013-17) [^]	692	129	5.4
15. Marcus Faison (1996-00)	689	119	5.8
16. Justin Miller (2000-04)	672	129	5.2
17. Fred Shear (1970-73)	658	69	9.5
18. Manny Camper (2017-21)	652	92	7.1
19. Mark Palinski (1964-67)	649	64	10.1
20. Dwayne Archbold (1998-02)	630	130	4.8
21. Javoin Ogunyemi (2013-17) [^]	605	129	4.7
22. Jeffery Robinson (1986-90)	583	113	5.2
23. Nelson Richardson (1974-78)	570	64	8.9
24. Edwin Ubiles (2006-10)	560	131	4.3
Steve Raczynski (1972-76)	560	96	5.8

[^]531 career rebounds by Bisping, 268 rebounds by Long, and 281 rebounds by Ogunyemi were later vacated by the NCAA Committee on Infractions

SINGLE-SEASON BESTS

Name (Years)	Reb	Games	Avg
1. Ryan Rossiter (2010-11)	408	31	13.1
2. O.D. Anosike (2011-12)	388	31	12.5
3. Billy Harrell (1949-50)	387	32	12.1
4. Ryan Rossiter (2009-10)	379	34	11.1
5. Jack Mulvey (1964-65)	365	19	19.2
6. O.D. Anosike (2012-13)	364	32	11.4
7. Brett Bisping (2015-16) [^]	354	34	10.4
8. Brett Bisping (2016-17) [^]	330	34	9.7
9. Jack Mulvey (1963-64)	315	21	15.0
10. Lee Matthews (1992-93)	313	29	10.8
11. Manny Camper (2019-20)	311	30	10.4
12. Lee Matthews (1991-92)	296	29	10.2
13. Bob Hermann (1968-69)	294	23	12.8
14. Mark Palinski (1966-67)	284	23	12.3
15. Fred Shear (1970-71)	282	25	11.3
16. Steve McCoy (1988-89)	278	30	9.3
17. Alex Franklin (2009-10)	277	34	8.1
18. Eric Stappenbeck (1971-72)	274	26	10.5
19. Ryan Rossiter (2008-09)	267	34	7.9
20. Nelson Richardson (1976-77)	266	24	11.1
21. Alex Franklin (2008-09)	262	35	7.5
22. Tom Sheridan (1966-67)	261	23	11.3
Michael Haddix (2003-04)	261	29	9.0
24. Doug Poetzsch (1984-85)	259	29	8.9
Dwayne Archbold (2001-02)	259	36	7.2

[^]Statistics from the final 16 games of the 2015-16 season and all games from the 2016-17 and 2017-18 seasons were later vacated by the NCAA Committee on Infractions

Lee Matthews led Siena in rebounding in each of his four seasons and graduated as the career leader in rebounds, with 1,037, an 8.5 per game average.

Ryan Rossiter surpassed Matthews' career rebounding record on Senior Night in 2011. He also set the program's single-season rebounding record in 2010-11, breaking Billy Harrell's mark which had stood for 60 years.

YEAR-BY-YEAR REBOUNDING LEADERS

Year	Name	Reb	Avg
2021-22	Anthony Gaines	199	7.1
2020-21	Manny Camper	165	9.7
2019-20	Manny Camper	311	10.4
2018-19	Kevin Degnan	201	6.1
2017-18 [^]	Prince Oduro	157	5.1
2016-17 [^]	Brett Bisping	330	9.7
2015-16 [^]	Brett Bisping	354	10.4
2014-15	Lavon Long	131	4.9
2013-14	Brett Bisping	248	6.5
2012-13	O.D. Anosike	364	11.4
2011-12	O.D. Anosike	388	12.5
2010-11	Ryan Rossiter	408	13.1
2009-10	Ryan Rossiter	379	11.1
2008-09	Ryan Rossiter	267	7.9
2007-08	Alex Franklin	226	7.8
2006-07	Michael Haddix	240	7.5
2005-06	Antoine Jordan	228	8.1
2004-05	Antoine Jordan	175	5.8
2003-04	Michael Haddix	261	9.0
2002-03	Michael Haddix	229	7.2
2001-02	Dwayne Archbold	259	7.2
2000-01	Dwayne Archbold	186	6.0
1999-00	Corey Osinski	193	6.3
1998-99	Corey Osinski	183	5.9
1997-98	Marcus Faison	197	6.8
1996-97	Geoff Walker	179	6.6
1995-96	Geoff Walker	195	7.2
1994-95	Geoff Walker	176	6.5
1993-94	Brian Bidlingmyer	232	7.0
1992-93	Lee Matthews	313	10.8
1991-92	Lee Matthews	296	10.2
1990-91	Lee Matthews	251	7.2
1989-90	Lee Matthews	177	6.1
1988-89	Steve McCoy	278	9.3
1987-88	Steve McCoy	229	7.9
1986-87	Steve McCoy	214	7.4
1985-86	Steve McCoy	248	8.6
1984-85	Doug Poetzsch	259	8.9
1983-84	Doug Poetzsch	224	8.0
1982-83	Rod Mullin	190	6.8
1981-82	Roger Renrick	182	7.0
1980-81	Vernon Asquith	217	8.0
1979-80	Rod Owens	191	6.8
1978-79	Dan Terwilliger	169	6.5
1977-78	Nelson Richardson	240	10.5
1976-77	Nelson Richardson	266	11.1
1975-76 Gary Holle	198	9.0	
1974-75 Gary Holle	251	10.0	
1973-74 Steve Walters	205	7.9	
1972-73 Fred Shear	167	7.3	
1971-72 Eric Stappenbeck	274	10.5	
1970-71 Fred Shear	282	11.3	
1969-70 No Statistics Available			
1968-69 Bob Hermann	294	12.8	
1967-68 Mike Long	206	8.2	
1966-67 Mark Palinski	284	12.3	
1965-66 Mark Palinski	254	11.5	
1964-65 Jack Mulvey	365	19.2	
1963-64 Jack Mulvey	315	15.0	

[^]Statistics from the final 16 games of the 2015-16 season and all games from the 2016-17 and 2017-18 seasons were later vacated by the NCAA Committee on Infractions



Lee Matthews

ASSIST LEADERS



Marc Brown is Siena's all-time leading scorer and second all-time in career assists.

CAREER ASSIST LEADERS

Name (Years)	Assists	Games	Avg
1. Ronald Moore (2006-10)!	823	135	6.1
2. Marc Brown (1987-91)	796	123	6.5
3. Marquis Wright (2013-17)^	614	121	5.1
4. Matt Brady (1983-87)	593	114	5.2
5. Doremus Bennerman (1990-94)	577	125	4.6
6. Jalen Pickett (2018-21)	463	76	6.1
7. Melvin Freeny (1995-99)	444	100	4.4
8. Michael Catino (1978-80)	426	83	5.1
9. Scott Knapp (1997-01)	393	119	3.3
10. Dinny Cahill (1973-75)	372	72	5.2
11. Evan Hymes (2011-15)	361	130	2.8
12. Kevin McGraw (1979-82)	352	100	3.5
13. T.J. Sheridan (1971-73)	344	69	5.0
14. Prosper Karangwa (1999-03)	343	129	2.7
15. Kenny Hasbrouck (2005-09)	331	129	2.6
16. Antoine Jordan (2002-06)	291	115	2.5
17. Jeffery Robinson (1986-90)	284	113	2.5
18. Lavon Long (2013-17)^	281	129	2.2
19. Russell Clark (1975-78)	280	74	3.8
20. Edwin Ubiles (2006-10)	273	131	2.1
21. Isaiah Stewart (1997-01)	271	122	2.2
Brian Bidlingmyer (1991-95)	271	118	2.3
23. John Williams (1981-84)	265	83	3.2
24. Marcus Faison (1996-00)	257	119	2.2
25. Dwayne Archbold (1998-02)	236	131	1.8

!MAAC Record, 23rd-highest total in Division I history through 2009-10 season

^203 career assists by Wright and 132 assists by Long were later vacated by the NCAA Committee on Infractions

SINGLE-SEASON ASSIST LEADERS

Name (Year)	Assists	Games	Avg
1. Ronald Moore (2009-10)	261	34	7.7
2. Ronald Moore (2008-09)	224	35	6.4
3. Marc Brown (1987-88)	222	29	7.7
4. Jalen Pickett (2018-19)	221	33	6.7
5. Marc Brown (1988-89)	199	30	6.6
Marquis Wright (2013-14)	199	38	5.2
7. Marc Brown (1989-90)	196	29	6.8
8. Doremus Bennerman (1993-94)	182	33	5.5
9. Michael Catino (1979-80)	181	28	6.5
10. Ronald Moore (2007-08)	180	34	5.3
Doremus Bennerman (1992-93)	180	29	6.2
12. Marc Brown (1990-91)	179	35	5.1
13. Jalen Pickett (2019-20)	175	29	6.0
14. Matt Brady (1984-85)	174	29	6.0
15. T.J. Sheridan (1970-71)	171	25	6.8
16. Marquis Wright (2016-17)^	165	33	5.0
17. Melvin Freeny (1997-98)	163	29	5.6
18. Ronald Moore (2006-07)	158	32	4.9
Prosper Karangwa (2002-03)	158	32	4.9
20. Marquis Wright (2014-15)	157	31	5.1
21. Matt Brady (1985-86)	145	28	5.2
22. Matt Brady (1986-87)	139	29	4.8
23. Doremus Bennerman (1991-92)	138	28	4.9
24. Matt Brady (1983-84)	135	28	4.8
25. Jamal Jackson (2003-04)	134	30	4.5

^Statistics were later vacated by the NCAA Committee on Infractions



Marquis Wright



Ronald Moore

3-POINT LEADERS

CAREER 3-POINT FIELD GOALS MADE LEADERS#

1. Scott Knapp (1997-01)	293
2. Tay Fisher (2004-08)	229
3. Doremus Bennerman (1990-94)	228
4. Marc Brown (1987-91)	224
5. Rob Poole (2011-15)	215
6. Jim Cantamessa (1996-00)	197
7. Dwayne Archbold (1998-02)	193
8. Clarence Jackson (2007-11)	186
9. Kenny Hasbrouck (2005-09)	185
10. Jeff Robinson (1986-90)	178

CAREER 3-POINT PERCENTAGE (MIN. 50 MADE)#

1. Matt Brady (1986-87)	.469 (69-147)
2. Jim Cantamessa (1996-00)	.449 (197-439)
3. Rick Williams (1986-88)	.444 (88-198)
4. Colby Rogers (2021-22)	.429 (73-170)
5. Jim Ryder (1989-93)	.427 (50-117)
6. Marc Brown (1987-91)	.423 (224-530)
7. Andy Cavo (2000-02)	.413 (88-213)
8. Jeff Robinson (1986-90)	.409 (178-435)
9. David Ryan (2002-07)	.406 (119-293)
10. Scott Knapp (1997-01)	.404 (293-726)

SEASON 3-POINT FIELD GOALS MADE#

1. Doremus Bennerman (1993-94)	102
2. Dwayne Archbold (2001-02)	99
3. Sloan Seymour (2018-19)	94
4. Marc Brown (1990-91)	83
Scott Knapp (2000-01)	83
6. Tay Fisher (2005-06)	76
Scott Knapp (1997-98)	76
8. Colby Rogers (2021-22)	73
Jeffrey Robinson (1988-89)	73
10. Scott Knapp (1998-99)	72

SEASON 3-POINT PERCENTAGE (MIN. 25 MADE)#

1. Jim Cantamessa (1997-98)	.564 (66-117)*
2. Jeffrey Robinson (1987-88)	.493 (37-75)
3. Jim Ryder (1992-93)	.482 (40-83)
4. David Ryan (2005-06)	.480 (47-98)
5. Jeffrey Robinson (1988-89)	.471 (73-155)
6. Matt Brady (1986-87)	.469 (69-147)
7. Marc Brown (1990-91)	.464 (83-179)
8. Mike Brown (1990-91)	.462 (43-93)
9. Jim Cantamessa (1999-00)	.461 (53-115)
10. Jim Secretarski (1994-95)	.454 (54-119)

*Led Nation

The NCAA began using the 3-point line prior to the 1986-87 season

STEALS LEADERS

CAREER STEALS LEADERS%

1. Kenny Hasbrouck (2005-09)	248
2. Marcus Faison (1996-00)	231
3. Ronald Moore (2006-10)	223
4. Marc Brown (1987-91)	221
5. Marquis Wright (2013-17)^	199
6. Antoine Jordan (2002-06)	184
7. Jeff Robinson (1986-90)	179
8. Melvin Freeny (1995-99)	177
9. Alex Franklin (2006-10)	164
10. Edwin Ubiles (2006-10)	157

^47 steals were later vacated by the NCAA Committee on Infractions

SINGLE-SEASON STEALS LEADERS%

1. Kenny Hasbrouck (2007-08)	77
2. Marcus Faison (1998-99)	73
3. Kojo Mensah (2005-06)	71
4. Marc Brown (1990-91)	70
5. Kenny Hasbrouck (2008-09)	69
6. Marcus Faison (1999-00)	69
7. Brian Bidlingmyer (1993-94)	68
8. Jalen Pickett (2018-19)	66
9. Ronald Moore (2009-10)	64
Marcus Faison (1997-98)	64
Marquis Wright (2013-14)	64

BLOCKS LEADERS

CAREER BLOCKS LEADERS%

1. Monty Henderson (1985-89)	235
2. Javion Ogunyemi (2013-17)^	206
3. Lee Matthews (1989-93)	179
4. Ryan Rossiter (2007-11)	167
5. Vernon Asquith (1978-82)	159
6. Kevin Brown (1983-86)	127
7. Justin Miller (2000-04)	122
8. Jeff Robinson (1986-90)	114
9. Steve Downey (1987-91)	107
10. Alex Franklin (2006-10)	99

^89 blocks were later vacated by the NCAA Committee on Infractions

SINGLE-SEASON BLOCKS LEADERS%

1. Monty Henderson (1988-89)	86
2. Monty Henderson (1987-88)	72
3. Javion Ogunyemi (2015-16)^	71
4. Monty Henderson (1986-87)	69
5. Javion Ogunyemi (2016-17)^	65
6. Ryan Rossiter (2008-09)	64
7. Steve Downey (1990-91)	62
8. Vernon Asquith (1981-82)	58
9. Lee Matthews (1991-92)	53
Lee Matthews (1990-91)	53

^Statistics were later vacated by the NCAA Committee on Infractions

% Steals and Blocks were not kept as official statistics until the 1978-79 season



Scott Knapp



Clarence Jackson



Tay Fisher

COACHING RECORDS



Coach	Years	Won	Lost	Pct.
Jack Carroll	1938-39	8	2	.800
Henry "Hank" Bunoski	1939-41	20	17	.541
Dan Cunha	1941-65	246	225	.522
Tom Hannon	1965-69	37	56	.398
Gene Culnan	1969-72	25	42	.373
Rit Keith	1972	2	5	.286
William Kirsch	1972-82	142	111	.561
John Griffin	1982-86	70	44	.614
Mike Deane	1986-94	166	77	.683
Bob Beyer	1994-97	22	59	.271
Paul Hewitt	1997-00	66	27	.709
Louis Orr	2000-01	20	11	.645
Rob Lanier	2001-05	58	70	.453
Fran McCaffery	2005-10	112	51	.687
Mitch Buonaguro	2010-13	35	59	.372
Jimmy Patsos	2013-18	77 [^]	92	.456
Jamion Christian	2018-19	17	16	.515
Carmen Maciariello	2019-pres.	47	29	.618
Totals		1,170[^]	993	.541

[^]35 wins were later vacated by the NCAA Committee on Infractions



Fran McCaffery guided Siena to the fifth-greatest turnaround in Division I in his first year, to a 20-win season and a MAAC title appearance in his second, and a MAAC title and NCAA appearance his last three years.



Paul Hewitt guided Siena to the 1999 MAAC Championship and the NCAA Tournament in just his second season at the helm.



Mike Deane led Siena to four Division I postseason tournaments.

SIENA

RECOGNITION

INDIVIDUAL HONORS

ALL-AMERICANS


- | | | | | | |
|------------|--|------|---|-------------|---|
| 1952 | Billy Harrell, Guard
United Press (HM) | 1991 | Marc Brown, Guard
Associated Press (HM)
United Press International (HM) | 2017 | Brett Bisping, Forward
Senior CLASS Award Candidate |
| 1961 | Jim Woodward
Catholic Digest All-America (HM) | 1992 | Bruce Schroeder, Forward/Guard
GTE Academic All-America (First Team) | 2019 | Jalen Pickett, Guard
Kyle Macy Freshman All-American Team |
| 1969 | Bob Hermann, Mike Seymour
Outstanding College Athletes of America | 2007 | Michael Haddix, Center
Athletic Directors National Scholar Athlete (I-AAA) | 2020 | Jalen Pickett, Guard
Lou Henson All-America Team |
| 1971 | Rod Brooks, Fred Shear, Eric Stappenbeck
Outstanding College Athletes of America | 2009 | Kenny Hasbrouck, Guard
Associated Press All-American (HM) | 2021 | Manny Camper, Guard/Forward
Senior CLASS Award – First Team All-American |
| 1972, 1973 | Fred Shear, Forward
Associated Press (College Div. HM) | 2010 | Edwin Ubiles, Guard/Forward
Lou Henson All-American Team | 2021 | Robert Mahala, Guard
NABC Honors Court |
| 1974, 1975 | Steve Walters, Forward
Associated Press (College Div. HM) | 2011 | Ryan Rossiter, Forward
Associated Press All-American (HM) | 2021 | Jackson Stormo, Forward
NABC Honors Court |
| 1976 | Gary Holle, Forward
NABC (Div. 2, 3rd) | 2012 | O.D. Anosike, Forward
NABC Honors Court, Lou Henson
All-American Team | 2022 | Michael Baer, Forward
NABC Honors Court |
| 1979 | Rod Owens, Forward
CoSIDA Academic All-America (Fourth Team) | 2013 | O.D. Anosike, Forward
Senior CLASS Award Candidate
NABC Honors Court | 2022 | Robert Mahala, Guard
NABC Honors Court |
| 1984 | Doug Poetzsch, Forward
Associated Press (HM) | 2014 | Marquis Wright, Guard
Kyle Macy Freshman All-American Team | 2022 | Jackson Stormo, Forward
NABC Honors Court |
| 1985 | Doug Poetzsch, Forward
GTE Academic All-America | 2015 | Brett Bisping, Forward
NABC Honors Court | | |
| 1989 | Marc Brown, Guard
The Sporting News (HM) | | | | |



Kenny Hasbrouck



Edwin Ubiles



Doremus Bennerman



INDIVIDUAL HONORS

REGIONAL

1948 Tony Fabozzi
United Press Upstate All-Star (HM)

1948 Ed Lange
Second Team
United Press Upstate All-Star (HM)

1948 Dave Torncello
United Press Upstate All-Star (HM)

1948 George Weber
Second Team

1952 Billy Harrell
Catholic All-Star Team

1954 Tim Hill
All-ECAC

1965 Jack Mulvey, Center
Ecac First Team

1975 Gary Holle
All-ECAC, Division II

1976 Gary Holle
All-ECAC, Division II (HM)

1985 Doug Poetzsch
Basketball Weekly All-East (HM)
Basketball Times All-East (HM)

1988 Marc Brown, Guard
NABC, District 2 (2nd)
USBWA, District 2

1988 Mike Deane, Head Coach
Kodak District II Coach of the Year

1988 Rick Williams, Guard
NABC, District 2 (2nd)

1989 Marc Brown, Guard
Eastern Basketball, All-East (3rd)
USBWA, District 2

1989 Jeffery Robinson, Guard
Eastern Basketball, All-East (HM)

1990 Marc Brown, Guard
Eastern Basketball, All-East (HM)
Basketball Times, All-East (HM)
USBWA, District 2

1991 Marc Brown, Guard
Eastern Basketball, All-East (2nd)
Basketball Times, All-East (HM)

1992 Lee Matthews, Forward
Eastern Basketball, All-East (HM)
Basketball Times, All-East (HM)

1992 Bruce Schroeder, Forward/Guard
Eastern Basketball, All-East (HM)

1993 Doremus Bennerman, Guard
USBWA, District 2

1993 Lee Matthews, Forward
USBWA, District 2

1994 Doremus Bennerman, Guard
NABC, District 2
USBWA, District 2

1999 Corey Osinski, Forward
GTE/CoSIDA Academic All-America

2000 Corey Osinski, Forward
College Hoops Insider Competitor
of the Year

2002 Dwayne Archbold, Guard
NABC, District 2

2003 Prosper Karangwa, Guard
NABC, District 2

2006 Antoine Jordan, Guard
NABC, District 2

2007 Michael Haddix, Center
NABC, District 2

2008 Kenny Hasbrouck, Guard
NABC, District 2

2008 Edwin Ubiles, Guard/Forward
NABC District 2

2009 Kenny Hasbrouck, Guard
NABC District 1 - First Team

2009 Edwin Ubiles, Guard/Forward
NABC District 1 - First Team

2009 Alex Franklin, Forward
NABC District 1 - Second Team

2010 Alex Franklin, Forward
NABC District 1 - First Team
ECAC Second Team

2010 Ronald Moore, Guard
NABC District 1 - First Team

2010 Edwin Ubiles, Guard/Forward
NABC District 1 - First Team

2010 Ryan Rossiter, Forward
NABC District 1 - Second Team

2010 Fran McCaffery, Head Coach
NABC District 1 - Coach of the Year

2011 Ryan Rossiter, Forward
NABC District 1 - First Team
Basketball Times All-District Team -
Northeast
ECAC Second Team

2012 O.D. Anosike, Forward
NABC District 1 - First Team

2013 O.D. Anosike, Forward
ECAC Scholar Athlete of the Year

2016 Brett Bisping, Forward
NABC District I First Team
I-AAA-ADA Scholar Athlete Team

2017 Brett Bisping, Forward
NABC District I Second Team
CoSIDA Academic All-District I First Team

2017 Marquis Wright, Guard
NABC District I Second Team

2019 Jalen Pickett, Guard
NABC District I First Team
ECAC Rookie of the Year, Second Team

2020 Jalen Pickett, guard
NABC District 1
USBWA All-District II
ECAC First Team

2021 Manny Camper, Guard/Forward
NABC District 1 - First Team

2021 Carmen Maciariello, Head Coach
Hugh Durham Mid-Major Coach of the Year (Finalist)
Skip Prosser Man of the Year (Finalist)

2021 Jalen Pickett, Guard
NABC District 1 - Second Team

2022 Colby Rogers, Guard
NABC District 1 - Second Team




Jalen Pickett

RECOGNITION

ALL-MAAC TEAM

- | | | | | | |
|------|--|------|--|-------------|---|
| 1990 | Marc Brown (First)
Lee Matthews (All-Rookie)
Bruce Schroeder (All-Academic) | 2003 | Prosper Karangwa (First)
Michael Haddix (Rookie)
Justin Miller (All-Academic) | 2019 | Jalen Pickett (Unanimous Rookie of the Year, First, All-Rookie)
Evan Fisher (Second)
Sloan Seymour (All-Rookie)
Braedon Bayer (All-Academic)
Ben Diamond (All-Academic)
Paulo Morastoni (All-Academic) |
| 1991 | Marc Brown (First, Player of The Year)
Bruce Schroeder (Second, All-Academic)
Doremus Bennerman (All-Rookie) | 2004 | Michael Haddix (Second)
Michael Haddix (All-Academic)
Justin Miller (All-Academic) | 2020 | Jalen Pickett (Unanimous MAAC Player of the Year, First)
Manny Camper (First)
Elijah Burns (Second)
Ben Diamond (All-Academic)
Georges Darwiche (All-Academic)
Robert Mahala (All-Academic) |
| 1992 | Bruce Schroeder (First, All-Academic)
Lee Matthews (Second)
Doremus Bennerman (Second)
Stuart Downing (All-Rookie) | 2005 | Jack McClinton (Rookie) | 2021 | Manny Camper (MAAC Player of the Year, First)
Jalen Pickett (First)
Jordan King (Third)
Robert Mahala (All-Academic) |
| 1993 | Lee Matthews (First)
Doremus Bennerman (First)
Stuart Downing (All-Academic) | 2006 | Antoine Jordan (First)
Kojo Mensah (Third)
Kenny Hasbrouck (Rookie of The Year) | 2022 | <i>Colby Rogers (Second)</i>
<i>Anthony Gaines (Third)</i>
Jared Billups (All-Rookie)
<i>Robert Mahala (All-Academic)</i>
Steven Lazar (All-Academic)
Jackson Stormo (All-Academic) |
| 1994 | Doremus Bennerman (First, Player of The Year)
Stuart Downing (Second, All-Academic)
Matt Gras (All-Academic) | 2007 | Michael Haddix (First)
Michael Haddix (All-Academic)
Kenny Hasbrouck (Third)
Edwin Ubiles (Co-Rookie of The Year) | | |
| 1995 | Jim Secretarski (All-Rookie)
Matt Gras (All-Academic)
Stuart Downing (All-Academic) | 2008 | Kenny Hasbrouck (First)
Edwin Ubiles (First)
Alex Franklin (Second)
Josh Duell (All-Academic) | | |
| 1996 | David Attewell (All-Academic)
Jim Secretarski (All-Academic)
Melvin Freeny (All-Rookie)
Brandon Fields (All-Rookie) | 2009 | Fran McCaffery (Coach of the Year)
Kenny Hasbrouck (First, Player of The Year)
Edwin Ubiles (First)
Alex Franklin (Second)
Ronald Moore (Second)
Clarence Jackson (Sixth Man of The Year)
Kyle Downey (All-Rookie) | | |
| 1997 | Geoff Walker (Second)
Craig Wucherpennig (All-Academic) | 2010 | Alex Franklin (First, Player of The Year)
Ronald Moore (First)
Ryan Rossiter (First)
Edwin Ubiles (Second)
Clarence Jackson (Third)
Kyle Griffin (All-Academic) | | |
| 1998 | Marcus Faison (First)
Jim Cantamessa (Second)
Scott Knapp (Rookie of The Year)
Jim Secretarski (All-Academic)
Corey Osinski (All-Academic) | 2011 | Ryan Rossiter (First, Player of The Year)
Kyle Griffin (All-Academic) | | |
| 1999 | Marcus Faison (First)
Corey Osinski (Second)
Jim Cantamessa (Third)
Dwayne Archbold (All-Rookie)
Brandon Fields (All-Academic)
Corey Osinski (All-Academic) | 2012 | O.D. Anosike (First)
Evan Hymes (All-Rookie) | | |
| 2000 | Paul Hewitt (Coach of the Year)
Marcus Faison (First)
Corey Osinski (Second)
Jim Cantamessa (Third)
Corey Osinski (All-Academic) | 2013 | O.D. Anosike (Second) | | |
| 2001 | Dwayne Archbold (Second)
Scott Knapp (Second)
Carmen Maciariello (Scholar Athlete of the Year)
Michael Buhrman (All-Academic) | 2014 | Rob Poole (Third)
Marquis Wright (All-Rookie)
Lavon Long (All-Rookie)
Brett Bisping (All-Academic) | | |
| 2002 | Dwayne Archbold (First, Long Distance Shooter Award)
Michael Buhrman (All-Academic)
Andy Cavo (All-Academic)
Justin Miller (All-Academic) | 2015 | Rob Poole (Third) | | |
| | | 2016 | Brett Bisping (First)
Javion Ogunyemi (Second, Defensive Player of the Year)
Nico Clareth (All-Rookie, Sixth Player of the Year) | | |
| | | 2017 | Brett Bisping (Second)
Marquis Wright (Second) | | |
| | | 2018 | Prince Oduro (All-Rookie) | | |

* Note: Siena joined the MAAC prior to the 1989-90 season



Manny Camper

SIENA

RECOGNITION

MAAC ALL-TOURNAMENT

- 1990 Marc Brown
- 1991 Marc Brown
- 1993 Doremus Bennerman
- 1994 Doremus Bennerman
- 1998 Scott Knapp
- 1999 Jim Cantamessa
- 1999 Marcus Faison (MVP)
- 1999 Scott Knapp
- 2000 Marcus Faison
- 2000 Jim Cantamessa
- 2002 Dwayne Archbold (MVP)
- 2002 Prosper Karangwa
- 2002 Andy Cavo
- 2004 Michael Haddix
- 2007 Michael Haddix, Kenny Hasbrouck
- 2008 Kenny Hasbrouck (MVP), Edwin Ubiles, Alex Franklin, Tay Fisher
- 2009 Kenny Hasbrouck (MVP), Alex Franklin, Ronald Moore
- 2010 Alex Franklin (MVP), Ronald Moore, Ryan Rossiter, Edwin Ubiles
- 2016 Brett Bisping
- 2017 Brett Bisping, Nico Clareth, Javion Ogunyemi, Marquis Wright
- 2019 Jalen Pickett
- 2020 Elijah Burns, Ben Diamond, Sammy Friday IV, Matt Hein

NIT

- 1994 Doremus Bennerman (MVP)

CBI

- 2014 Brett Bisping (MVP)

NCIT

- 1950 **Ed Lange (MVP, All-Star)**
Billy Harrell (All-Star)
George Bruda
(Best Defensive Player)
- 1952 **Billy Harrell, Bill Hogan**

EAST-WEST ALL-STAR GAME

- 1951 **Ed Kolakowski**

CONFERENCE HONORS

All-MECAA

- 1956 **Tim Hill (First)**
Frank Koenig (Honorable Mention)
- 1959 **Jack Weaver (First)**
- 1960 **John Legasse (Second)**
- 1961 **Dan Cunha (Coach of the Year)**
Jim Woodward (First)
Howie Huntington (Second)
Joe Healey (Honorable Mention)
- 1962 **Tim Mannix (First)**
Gary Smith (Second)
- 1963 **Marty Canavan (Second)**
- 1972 **Fred Shear (First)**
Rod Brooks (Honorable Mention)
- 1975 **Gary Holle (First)**
Steve Walters (First)

All-North Atlantic Conference

- 1985 John Griffin (Coach of the Year)
Doug Poetzsch (First)
Matt Brady (Second)
- 1986 Steve McCoy (Rookie of the Year, All-Rookie, Honorable Mention)
Eric Banks (Honorable Mention)
Matt Brady (Honorable Mention)
- 1987 Matt Brady (Second)
Steve McCoy (Honorable Mention)
Dwight Walton (Rookie of the Year, All-Rookie)
Jeffery Robinson (All-Rookie)
- 1988 Steve McCoy (First)
Rick Williams (First)
Marc Brown (Second, All-Rookie, Rookie of the Year)
- 1989 Mike Deane (Coach of the Year)
Jeffery Robinson (Player of the Year, First)
Marc Brown (First, Tournament MVP)
Steve McCoy (Second, All-Tournament)
Mike Brown (All-Rookie)

TEAM HONORS

Conference Championships

- 1988 NAC Regular-Season Title
- 1989 NAC Regular-Season Title
NAC Postseason Title
- 1991 MAAC Regular-Season Title (Tie)
- 1999 MAAC Regular-Season Title (Tie)
MAAC Postseason Title
- 2000 MAAC Regular-Season Title
- 2002 MAAC Postseason Title
- 2008 MAAC Regular-Season Title (Tie)
MAAC Postseason Title
- 2009 MAAC Regular-Season Title
MAAC Postseason Title
- 2010 MAAC Regular-Season Title
MAAC Postseason Title
- 2014 CBI Champions
- 2020 MAAC Regular-Season Title
MAAC Postseason Title
- 2021 MAAC Regular-Season Title (Tie)



Michael Haddix

SIENA IN THE NCAA TOURNAMENT



NCAA Tournament Note

Corey Osinski was the recipient of the CBS Chevrolet Most Valuable Player Award for Siena after the Saints' appearance in the 1999 NCAA Tournament.



NCAA Tournament Note

Ryan Rossiter had 16 points and an NCAA program-record 15 rebounds in Siena's 74-72 (2OT) win over Ohio State (3/20/09).



NCAA Tournament Note

Mike Brown made Siena history by converting the Saints' first NCAA Tournament field goal.

NCAA Tournament Note

Marc Brown scored a then-career-high 32 points in Siena's stunning 80-78 upset over Stanford in the opening round of the 1989 NCAA Tournament. Brown converted two free throws with three seconds left to put the Saints ahead 80-78.



TEAM SINGLE-GAME RECORDS

Points	83, vs. Vanderbilt (3/21/08)
Field Goals	30, vs. Stanford (3/16/89)
	30, vs. Alcorn State (3/12/02)
Field Goal Attempts	72 vs. Ohio State (3/20/09)
Field Goal Percentage565 (26-46), vs. Vanderbilt (3/21/08)
3-Point Field Goals	11, vs. Stanford (3/16/89)
3-Point Field Goal Attempts	32, vs. Minnesota (3/18/89)
3-Point Field Goal Percentage478 (11-23), vs. Stanford (3/16/89)
Free Throws	26, vs. Villanova (3/23/08)
Free Throw Attempts	39, vs. Villanova (3/23/08)
Free Throw Percentage	1.000 (10-10), vs. Maryland (3/15/02)
Rebounds	53 vs. Ohio State (3/20/09)
Assists	17 vs. Louisville (3/20/09)
	17, vs. Maryland (3/15/02)
Steals	10, vs. Vanderbilt (3/21/08)
Blocks	4, vs. Villanova (3/23/08)
	4, vs. Stanford (3/16/89)
	4, vs. Arkansas (3/11/99)

INDIVIDUAL SINGLE-GAME RECORDS

Points	32, Marc Brown vs. Stanford (3/16/89)
Field Goals	13, Marc Brown vs. Stanford (3/16/89)
Field Goal Attempts	22, Jeff Robinson vs. Minnesota (3/18/89)
Field Goal Percentage	1.000 (6-6), Tay Fisher vs. Vanderbilt (3/21/08)
3-Point Field Goals	6, Tay Fisher vs. Vanderbilt (3/21/08)
	6, Jeff Robinson vs. Stanford (3/16/89)
	6, Jeff Robinson vs. Minnesota (3/18/89)
3-Point Field Goal Attempts	15, Jeff Robinson vs. Minnesota (3/18/89)
3-Point Field Goal Percentage	1.000 (6-6), Tay Fisher vs. Vanderbilt (3/21/08)
Free Throws	10, Kenny Hasbrouck vs. Vanderbilt (3/21/08)
Free Throw Attempts	14, Alex Franklin vs. Villanova (3/23/08)
Free Throw Percentage	1.000 (10-10), Kenny Hasbrouck vs. Vanderbilt (3/21/08)
Rebounds	15, Ryan Rossiter vs. Ohio State (3/20/09)
Assists	10, Ronald Moore vs. Louisville (3/22/09)
Steals	4, Ronald Moore vs. Louisville (3/22/09)
	4, Marcus Faison vs. Arkansas (3/11/99)
	4, Prosper Karangwa vs. Maryland (3/15/02)
Blocks	4, Monty Henderson vs. Stanford (3/16/89)
Minutes	50, Alex Franklin vs. Ohio State (3/20/09)

SIENA NCAA TOURNAMENT RESULTS

- 1989 - #14 Seed • East Regional, Greensboro, N.C.
First Round • Defeated #3 Stanford, 80-78
Second Round • Lost to #11 Minnesota, 80-67
- 1999 - #13 Seed • West Regional, Denver, Colo.
First Round • Lost to #4 Arkansas, 94-80
- 2002 - #16 Seed • East Regional, Dayton, Ohio/Washington, D.C.
Opening Round • Defeated Alcorn State (Dayton, Ohio), 81-77
First Round • Lost to #1 Maryland (Washington, D.C.), 85-70
- 2008 - #13 Seed • Midwest Regional, Tampa, Fla.
First Round • Defeated #4 Vanderbilt, 83-62
Second Round • Lost to #12 Villanova, 84-72
- 2009 - #9 Seed • Midwest Regional, Dayton, Ohio
First Round • Defeated #8 Ohio State, 74-72 (2OT)
Second Round • Lost to #1 Louisville, 79-72
- 2010 - #13 Seed • South Regional, Spokane, Wash.
First Round • Lost to #4 Purdue, 72-64

SIENA IN THE NIT

POSTSEASON NIT* RESULTS

- 3/17/88**
Boston College 73, Siena 65
at Roberts Center, Boston, Mass.
- 3/14/91**
Siena 90, Fairleigh Dickinson 85
at Knickerbocker Arena, Albany, N.Y.
- 3/19/91**
Siena 63, South Carolina 58
at Knickerbocker Arena, Albany, N.Y.
- 3/21/91**
Massachusetts 82, Siena 80 (OT)
at Knickerbocker Arena, Albany, N.Y.
- 3/16/94**
Siena 76, Georgia Tech 68
at Knickerbocker Arena, Albany, N.Y.
- 3/22/94**
Siena 89, Tulane 79
at Knickerbocker Arena, Albany, N.Y.
- 3/24/94**
Siena 75, Bradley 62
at Glens Falls Civic Center, Glens Falls, N.Y.
- 3/28/94**
Villanova 66, Siena 58
at Madison Square Garden, New York, N.Y.
- 3/30/94**
Siena 92, Kansas State 79
at Madison Square Garden, New York, N.Y.
- 3/16/00**
Siena 66, UMass 65
at Pepsi Arena, Albany, N.Y.
- 3/20/00**
Penn State 105, Siena 103
at Bryce Jordan Center, State College Pa.
- 3/18/03**
Siena 74, Villanova 59
at Pepsi Arena, Albany, N.Y.
- 3/23/03**
Siena 68, Western Michigan 62
at Pepsi Arena, Albany, N.Y.
- 3/25/03**
Alabama-Birmingham 80, Siena 71
at Pepsi Arena, Albany, N.Y.

INDIVIDUAL SINGLE-GAME RECORDS

Points	51, Doremus Bennerman vs. Kansas State (3/30/94)
Field Goals	12, Marc Brown vs. Fairleigh Dickinson (3/14/91)
Field Goal Attempts	24, Marc Brown vs. Fairleigh Dickinson (3/14/91)
Field Goal Percentage	1.000 (4-4), Geoff Walker vs. Tulane (3/22/94)
3-Point Field Goals	6, Doremus Bennerman vs. Georgia Tech (3/16/94) 6, Doremus Bennerman vs. Kansas State (3/30/94)
3-Point Field Goal Attempts	12, Doremus Bennerman vs. Georgia Tech (3/16/94)
3-Point Field Goal Percentage	.750 (6-8), Doremus Bennerman vs. Kansas State (3/30/94)
Free Throws	27, Doremus Bennerman vs. Kansas State (3/30/94)
Free Throw Attempts	30, Doremus Bennerman vs. Kansas State (3/30/94)
Free Throw Percentage	1.000 (6-6), Tommy Mitchell vs. Villanova (3/18/03)
Rebounds	15, Lee Matthews vs. Massachusetts (3/21/91)
Assists	9, Prosper Karangwa vs. Villanova (3/18/03)
Steals	5, Marcus Faison vs. Penn State (3/20/00)
Blocks	5, Lee Matthews vs. Massachusetts (3/21/91)
Minutes	45, Marc Brown vs. Massachusetts (3/21/91)

TEAM SINGLE-GAME RECORDS

Points	103, vs. Penn State (3/20/00)
Field Goals	39, vs. Penn State (3/20/00)
Field Goal Attempts	75, vs. Penn State (3/20/00)
Field Goal Percentage	.558 (24-43), vs. Bradley (3/24/94)
3-Point Field Goals	10, vs. Villanova (3/18/03)
3-Point Field Goal Attempts	23, vs. Villanova (3/18/03)
3-Point Field Goal Percentage	.643 (9-14), vs. Kansas State (3/30/94)
Free Throws	37, vs. Kansas State (3/30/94)
Free Throw Attempts	43, vs. Kansas State (3/30/94)
Free Throw Percentage	.860 (37-43), vs. Kansas State (3/30/94)
Rebounds	51, vs. Western Michigan (3/23/03)
Assists	24, vs. Penn State (3/20/00)
Steals	16, vs. Penn State (3/20/00)
Blocks	8, vs. Massachusetts (3/21/91)



*Siena has appeared in the Preseason NIT three times, in 1992, 1999 and 2007. All listed records do not reflect these games. Below are the results:

11/18/92 Florida State 89, Siena 80	11/12/07 Syracuse 97, Siena 89
11/16/99 Siena 89, Davidson 79	11/13/07 Siena 88, Fairleigh Dickinson 66
11/18/99 Notre Dame 107, Siena 96	



SIENA BASKETBALL: NCAA/NIT RECORD BOOK

CAREER POINTS

NCAA	Pts.	NIT	Pts.
Edwin Ubiles	85	Doremus Bennerman	195
Kenny Hasbrouck	70	Matt Gras	77
Alex Franklin	61	Marc Brown	74
Jeffrey Robinson	43	Marcus Faison	49
Ronald Moore	42	Prosper Karangwa	45
Marc Brown	41	Michael Haddix	40
Prosper Karangwa	38	Justin Miller	37
Dwayne Archbold	32	Steve Downey	36
Ryan Rossiter	32	Tommy Mitchell	35

SCORING AVERAGE

NCAA	PPG	NIT	PPG
Jeffrey Robinson	21.5	Marcus Faison	24.5
Marc Brown	20.5	Doremus Bennerman	24.4
Prosper Karangwa	19.0	Ricky Williams	23.0
Marcus Faison	18.0	Marc Brown	18.5
Kenny Hasbrouck	17.5	Matt Gras	15.4
Edwin Ubiles	17.0	Corey Osinski	13.5
Corey Osinski	17.0	Michael Haddix	13.3
Alex Franklin	12.2	Jim Cantamessa	13.0
Tay Fisher	12.0	Justin Miller	12.3

CAREER REBOUNDS

NCAA	Reb.	NIT	Reb.
Alex Franklin	42	Matt Gras	36
Ryan Rossiter	36	Brian Bidlingmyer	31
Edwin Ubiles	31	Geoff Walker	28
Kenny Hasbrouck	24	Lee Matthews	27
Ronald Moore	22	Justin Miller	25
James Clinton	16	Doremus Bennerman	24
Steve McCoy	13	Steve Downey	23
Jeffrey Robinson	13	Bruce Schroeder	18
Monty Henderson	11	Antoine Jordan	18
Dwayne Archbold	11		
Prosper Karangwa	11		

REBOUNDING AVERAGE

NCAA	RPG	NIT	RPG
Corey Osinski	9.0	Steve McCoy	9.0
Alex Franklin	8.4	Lee Matthews	9.0
Ryan Rossiter	7.2	Justin Miller	8.3
Steve McCoy	6.5	Matt Gras	7.2
Jeffrey Robinson	6.5	Marcus Faison	6.5
Edwin Ubiles	6.2	Brian Bidlingmyer	6.2
Kenny Hasbrouck	6.0	Bruce Schroeder	6.0
Monty Henderson	5.5	Antoine Jordan	6.0
Prosper Karangwa	5.5	Steve Downey	5.8

CAREER ASSISTS

NCAA	Ast.	NIT	Ast.
Ronald Moore	32	Doremus Bennerman	32
Marc Brown	14	Marc Brown	22
Prosper Karangwa	12	Brian Bidlingmyer	20
Edwin Ubiles	7	Prosper Karangwa	16
Dwayne Archbold	6	Antoine Jordan	10
Kenny Hasbrouck	6	Isaiah Stewart	9
Melvin Freeny	5	Marcus Faison	8
Alex Franklin	5	Bruce Schroeder	7
Chris De La Rosa	5	Justin Miller	7
Ryan Rossiter	5		

ASSISTS PER GAME

NCAA	APG	NIT	APG
Marc Brown	7.0	Marc Brown	5.5
Ronald Moore	6.4	Isaiah Stewart	4.5
Prosper Karangwa	6.0	Doremus Bennerman	4.0
Melvin Freeny	5.0	Brian Bidlingmyer	4.0
Scott Knapp	3.0	Marcus Faison	4.0
		Antoine Jordan	3.3
		Prosper Karangwa	3.2

GAMES PLAYED

NCAA	GP	NIT	GP
Alex Franklin	5	Doremus Bennerman	8
Ronald Moore	5	Andy Shorkey	6
Edwin Ubiles	5	Brian Bidlingmyer	5
Ryan Rossiter	5	Geoff Walker	5
Josh Duell	4	Matt Grass	5
Kenny Hasbrouck	4	Harel Gadot	5
Clarence Jackson	4	Prosper Karangwa	5
Dwayne Archbold	3		
James Clinton	3		

CAREER FIELD GOALS

NCAA	FG	NIT	FG
Edwin Ubiles	29	Doremus Bennerman	44
Alex Franklin	22	Matt Gras	30
Kenny Hasbrouck	22	Marc Brown	26
Marc Brown	17	Michael Haddix	19
Jeffrey Robinson	15	Marcus Faison	17
Prosper Karangwa	15	Prosper Karangwa	14
Ronald Moore	14	Steve Downey	13
Ryan Rossiter	13	Justin Miller	12
James Clinton	10		

CAREER FREE THROWS

NCAA	FT	NIT	FT
Alex Franklin	23	Doremus Bennerman	85
Edwin Ubiles	22	Bruce Schroeder	15
Kenny Hasbrouck	19	Matt Gras	14
Dwayne Archbold	10	Marc Brown	13
Ronald Moore	9	Prosper Karangwa	13
Marcus Faison	6	Justin Miller	12
Justin Miller	6	Steve Downey	10
Corey Osinski	5	Marcus Faison	10
Prosper Karangwa	5		

CAREER FIELD-GOAL PERCENTAGE (minimum average: 2 FGs/game)

NCAA	FG%	NIT	FG%
Melvin Freeny	75% (3-4)	Michael Haddix	67.9% (19-28)
Mike Brown	70% (7-10)	Jim Cantamessa	66.7% (10-15)
Tay Fisher	70% (7-10)	Monty Henderson	66.7% (2-3)
Joe Middleton	66.7% (2-3)	Lee Matthews	63.2% (12-19)
Prosper Karangwa	62.5% (15-24)	Justin Miller	63.2% (12-19)
Marcus Faison	62.5% (5-8)		
Brandon Fields	62.5% (5-8)		
James Clinton	58.8% (10-17)		
Ryan Rossiter	54.2% (13-24)		

CAREER FREE-THROW PERCENTAGE (minimum average: 2 FTs attempted/game)

NCAA	FT%	NIT	FT%
Corey Osinski	100% (5-5)	Tommy Mitchell	100% (6-6)
Tom Huerter	100% (4-4)	Doremus Bennerman	89.5% (85-95)
OD Anosike	100% (2-2)	Ricky Williams	88.9% (8-9)
Dwayne Archbold	90.9% (10-11)	Marcus Faison	83.3% (10-12)
Ronald Moore	90% (9-10)	Matt Gras	82.4% (14-17)
Kenny Hasbrouck	86.4% (19-22)	Prosper Karangwa	81.3% (13-16)
Prosper Karangwa	83.3% (5-6)		

SIENA BASKETBALL: CBI RECORD BOOK

CBI RESULTS

3/18/14
Siena 66, Stony Brook 55
at Times Union Center, Albany, N.Y.

3/24/14
Siena 54, Penn State 52
at Times Union Center, Albany, N.Y.

3/26/14
Siena 61, Illinois State 49
at Times Union Center, Albany, N.Y.

3/31/14
Siena 61, Fresno State 57
at Save Mart Center, Fresno, Calif.

4/2/14
Fresno State 89, Siena 75
at Alumni Recreation Center, Loudonville, N.Y.

4/5/14
Siena 81, Fresno State 68
at Alumni Recreation Center, Loudonville, N.Y.

3/15/16
^ Morehead State 84, Siena 80
at Times Union Center, Albany, N.Y.

^2016 CBI appearance and all statistics from the game were later vacated by the NCAA Committee on Infractions

CAREER POINTS

Brett Bisping	109
Rob Poole	87
Ryan Oliver	63
Marquis Wright	63
Lavon Long	61

SCORING AVERAGE

Brett Bisping	15.6
Rob Poole	14.5
Nico Clareth	14.0
Ryan Oliver	9.0
Marquis Wright	9.0

CAREER REBOUNDS

Brett Bisping	51
Lavon Long	34
Marquis Wright	32
Rob Poole	29
Ryan Oliver	26

REBOUNDING AVERAGE

Brett Bisping	7.3
Lavon Long	4.9
Rob Poole	4.8
Marquis Wright	4.6

CAREER ASSISTS

Marquis Wright	27
Rob Poole	14
Lavon Long	13
Ryan Oliver	12

ASSISTS AVERAGE

Marquis Wright	3.9
Rob Poole	2.3
Lavon Long	1.9
Ryan Oliver	1.7

GAMES PLAYED

Brett Bisping	7
Lavon Long	7
Javion Ogunyemi	7
Marquis Wright	7

CAREER FIELD GOALS

Brett Bisping	39
Rob Poole	28
Ryan Oliver	23
Lavon Long	21
Marquis Wright	18

CAREER FREE THROWS

Marquis Wright	26
Brett Bisping	25
Lavon Long	19
Rob Poole	19

CAREER FIELD-GOAL PERCENTAGE (minimum average: 2 FGs/game)

Ryan Oliver	53.5% (23-43)
Brett Bisping	50.0% (39-78)
Lavon Long	42.0% (21-50)
Rob Poole	40.0% (28-70)
Marquis Wright	39.1% (18-46)

CAREER FREE-THROW PERCENTAGE (minimum average: 2 FTs attempted/game)

Marquis Wright	83.9% (26-31)
Brett Bisping	74.3% (26-35)
Rob Poole	73.1% (19-26)
Lavon Long	70.4% (19-27)



SIENA IN THE MAAC TOURNAMENT

INDIVIDUAL SINGLE-GAME RECORDS

Points	36, Dwayne Archbold vs. Marist (3/2/02)
Field Goals	12, Marc Brown vs. Iona (3/3/91)
Field Goal Attempts	24, Marc Brown vs. Iona (3/3/91)
Field Goal Percentage	.875 (7-8), Marcus Faison vs. Canisius (2/28/98)
3-Point Field Goals	^7, Nico Clareth vs. Monmouth (3/5/17)
3-Point Field Goal Attempts	13, Jeff Robinson vs. La Salle (3/4/90)
3-Point Field Goal Percentage	1.000 (3-3), Bryan Balsler vs. Fairfield (3/5/94) 1.000 (3-3), Isaiah Stewart vs. Manhattan (3/1/98)
Free Throws	16, Doremus Bennerman vs. Fairfield (3/5/94)
Free Throw Attempts	18, Doremus Bennerman vs. Fairfield (3/5/94)
Free Throw Percentage	1.000 (8-8), Doremus Bennerman vs. Niagara (3/7/92) 1.000 (8-8), Doremus Bennerman vs. Manhattan (3/7/93)
Rebounds	18, Ryan Rossiter vs. Rider (3/7/10)
Assists	14, Ronald Moore vs. Fairfield (3/8/09)
Steals	5, Marc Brown vs. Canisius (3/2/91) 5, Melvin Freeny vs. Canisius (2/28/98)
Blocks	^5, Javion Ogunyemi vs. Manhattan (3/5/16) 5, Brandon Walters vs. Manhattan (3/3/12)
Minutes	45, Marc Brown vs. Iona (3/3/91)

TEAM SINGLE-GAME RECORDS

Points	101, vs. Rider (2/26/99)
Field Goals	34, vs. Rider (2/26/99)
Field Goal Attempts	79, vs. Iona (3/2/98)
Field Goal Percentage	.651 (28-43), vs. Rider (Mar. 9, 2019)
3-Point Field Goals	13, vs. Iona (3/3/91) 13, vs. Rider (2/26/99)
3-Point Field Goal Attempts	36, vs. La Salle (3/4/90)
3-Point Field Goal Percentage	.517 (12-21), vs. Rider (Mar. 9, 2019)
Free Throws	^35, vs. Manhattan (3/5/16)
Free Throw Attempts	^45, vs. Manhattan (3/5/16)
Free Throw Percentage	.913 (21-23), vs. La Salle (3/4/90)
Rebounds	^52, vs. Iona (3/6/17)
Assists	25, vs. Fairfield (3/8/09)
Steals	15, vs. Canisius (2/28/98)
Blocks	8, vs. Niagara (3/9/09) 8, vs. Niagara (3/4/02)



MAAC Tournament Note
Jeff Robinson helped Siena advance to the MAAC semifinals in its first year in the conference - 1990.



MAAC Tournament Note
Dwayne Archbold scored a MAAC Tournament record 111 points in 2002, helping the Saints become the first team to win four MAAC Tournament games.

SIENA MAAC TOURNAMENT RESULTS

Knickerbocker Arena/Pepsi Arena/ Times Union Center, Albany, N.Y.

1990	3/3 • Siena 71, Canisius 53 3/4 • La Salle 106, Siena 90
1991	3/2 • Siena 76, Canisius 62 3/3 • Iona 95, Siena 90 (OT)
1992	3/7 • Siena 83, Niagara 57 3/8 • La Salle 84, Siena 71
1993	3/6 • Siena 70, Fairfield 61 3/7 • Manhattan 71, Siena 70
1994	3/5 • Siena 84, Fairfield 73 3/6 • Manhattan 68, Siena 65
1995	3/4 • Saint Peter's 53, Siena 45
1996	3/2 • Iona 71, Siena 59
1998	2/28 • Siena 87, Canisius 83 (OT) 3/1 • Siena 77, Manhattan 71 3/2 • Iona 90, Siena 75
2000	3/4 • Siena 82, Canisius 71 3/5 • Siena 90, Niagara 88 3/2 • Iona 84, Siena 80
2002	3/1 • Siena 77, Saint Peter's 66 3/2 • Siena 82, Marist 76 3/3 • Siena 83, Fairfield 63 3/4 • Siena 92, Niagara 77
2004	3/5 • Siena 73, Marist 64 3/6 • Siena 66, Fairfield 63 3/7 • Niagara 79, Siena 74
2006	3/4 • Saint Peter's 63, Siena 62
2008	3/8 • Siena 66, Manhattan 58 3/9 • Siena 65, Loyola 63 3/10 • Siena 74, Rider 53
2009	3/7 • Siena 77, Canisius 52 3/8 • Siena 80, Fairfield 65 3/9 • Siena 77, Niagara 70
2010	3/6 • Siena 78, Manhattan 61 3/7 • Siena 72, Rider 62 3/8 • Siena 72, Fairfield 65 (OT)
2015	3/5 • Siena 71, Niagara 54 3/7 • Iona 74, Siena 71
2016	3/5 • Siena 89, Manhattan 76 3/6 • Iona 81, Siena 70
2017	3/4 • Siena 78, Fairfield 66 3/5 • Siena 89, Monmouth 85 3/6 • Iona 87, Siena 86 (OT)
2018	3/1 • Quinnipiac 67, Siena 58
2019	3/9 • Siena 87, Rider 81 3/10 • Iona 73, Siena 57

Marine Midland Arena, Buffalo, N.Y.

1997	3/1 • Canisius 84, Siena 44
1999	2/26 • Siena 101, Rider 73 2/27 • Siena 56, Marist 55 3/1 • Siena 82, Saint Peter's 67

HSBC Arena, Buffalo, N.Y.

2001	3/3 • Siena 79, Manhattan 76 3/4 • Canisius 76, Siena 64
2005	3/4 • Iona 68, Siena 51

Sovereign Bank Arena, Trenton, N.J.

2003	3/8 • Siena 70, Marist 68 3/9 • Fairfield 67, Siena 63
------	---

Arena at Harbor Yard, Bridgeport, Conn.

2007	3/3 • Siena 75, Manhattan 72 3/4 • Siena 86, Marist 78 3/5 • Niagara 83, Siena 79
2011	3/4 • Siena 68, Manhattan 66 (OT) 3/5 • Iona 94, Siena 64

MassMutual Center, Springfield, Mass.

2012	3/3 • Siena 84, Manhattan 82 OT 3/4 • Loyola 70, Siena 60
2013	3/8 • Siena 70, Marist 64 3/9 • Niagara 74, Siena 62
2014	3/8 • Canisius 71, Siena 65

Jim Whelan Boardwalk Hall, Atlantic City, N.J.

2020	3/11 • Siena 63, Manhattan 49
2021	3/10 • Iona 55, Siena 52
2022	3/10 • Quinnipiac 77, Siena 71



MAAC Tournament Note
Marcus Faison led Siena to the MAAC Championship Game in 1998, 1999 and 2000.



MAAC Tournament Note
Kenny Hasbrouck was named MAAC Tournament MVP in 2008 and 2009.

^All statistics and wins later vacated by NCAA Committee on Infractions

SIENA SUCCESS

NCAA TOURNAMENT SUCCESS

	Bids	Wins	Losses	Pct.	Last Win	Last Bid
Canisius	4	6	4	60.0	1957	1996
Siena	6	4	6	40.0	2009	2010
Saint Peter's	4	3	4	42.9	2022	2022
Manhattan	8	3	9	25.0	2004	2015
Niagara	3	2	4	33.3	1970	2007
Monmouth	4	1	4	20.0	2006	2006
Iona*	15	0	14	00.0	1980	2021
Fairfield	3	0	3	00.0	-	1997
Rider	3	0	3	00.0	-	1994
Marist	2	0	2	00.0	-	1987
Quinnipiac	0	0	0	00.0	-	-

* Vacated 1980 win and loss due to NCAA violations

CBI SUCCESS

	Wins	Losses	Pct.
Siena*	5	2 [^]	71.4
Rider	0	2	00.0
Canisius	0	1	00.0
Quinnipiac	0	2	00.0
Fairfield	0	0	00.0
Iona	0	0	00.0
Manhattan	0	0	00.0
Marist	0	0	00.0
Monmouth	0	0	00.0
Niagara	0	0	00.0
Saint Peter's	0	0	00.0

* 2014 Champion

NIT SUCCESS

	Wins	Losses	Pct.
Siena	9	5	64.3*
Niagara	9	14	39.1
Manhattan	8	19	29.6
Canisius	5	6	45.5
Saint Peter's	5	13	27.8
Fairfield	2	6	25.0
Marist	1	2	33.3
Monmouth	1	2	33.3
Iona	1	7	12.5
Rider	0	2	00.0
Quinnipiac	0	1	00.0

* 20th best in NIT history

NCAA, NIT, AND CBI COMBINED POST-SEASON SUCCESS

	Won	Lost	Pct.
Siena	18	13 [^]	58.1
Canisius	11	11	50.0
Niagara	11	18	37.9
Manhattan	11	28	28.2
Saint Peter's	8	17	32.0
Monmouth	2	6	25.0
Fairfield	2	9	18.2
Marist	1	4	20.0
Iona*	1	21	04.5
Rider	0	7	00.0
Quinnipiac	0	3	00.0

* vacated 1980 win and loss due to NCAA violations

[^]2016 CBI appearance (one loss) later vacated by NCAA Committee on Infractions



SIENA AND THE AP TOP-25

SIENA IN THE AP TOP-25

13 WEEKS

**MOST RECENT:
DEC. 15, 1953 (19TH)**

Siena has been ranked for 13 separate weeks in its history, with each occurrence coming between 1950-53 prior to joining the Division ranks. The program achieved a peak national ranking of 11 in the Jan. 15, 1952 AP Poll. Siena is 8-9 all-time as a nationally ranked team, including 1-3 in matchups where both teams were ranked.

WEEK	RANK
Jan. 10, 1950	18
Jan. 16, 1951	18
Jan. 23, 1951	13
Feb. 6, 1951	19
Mar. 7, 1951	18
Jan. 8, 1952	17
Jan. 15, 1952	11
Jan. 22, 1952	19
Jan. 29, 1952	18
Feb. 12, 1952	16
Feb. 19, 1952	18
Feb. 26, 1952	20
Dec. 15, 1953	19

SIENA AS AN AP TOP-25 TEAM (8-9)

DATE	RESULT
Jan. 12, 1950	Niagara 59, at #18 Siena 49
Jan. 14, 1950	at #18 Siena 59, Seton Hall 48
Jan. 27, 1951	at Iona 55, #13 Siena 54
Feb. 6, 1951	at #19 Siena 58, Niagara 44
Mar. 10, 1951	at #20 Villanova 78, #18 Siena 57
Mar. 12, 1951	at LeMoyné 57, #18 Siena 53!
Jan. 18, 1952	at LeMoyné 53, #11 Siena 51
Jan. 26, 1952	at #19 Siena 61, Manhattan 58
Feb. 2, 1952	New York Athletic Club 33, at #19 Siena 29
Feb. 12, 1952	at #16 Siena 55, #13 Oklahoma City 50
Feb. 14, 1952	at #16 Siena 69, Williams 45
Feb. 19, 1952	at #10 St. Bonaventure 69, #18 Siena 44
Feb. 21, 1952	#18 Siena 55, at Niagara 47
Feb. 23, 1952	at #18 Siena 52, St. Francis Brooklyn 43
Feb. 26, 1952	at #19 Villanova 57, #20 Siena 49
Mar. 1, 1952	#20 Siena 66, Southern Illinois 60
Dec. 19, 1953	Xavier 66, at #19 Siena 54

!National Catholic Invitational Tournament

SIENA BASKETBALL vs. THE AP TOP-25 (6-46)

Siena is 6-46 all-time against AP Top-25 opponents. The program was 3-14 during its pre-Division I era, highlighted by a 55-52 win over ninth-ranked Seton Hall on Jan. 12, 1952 in the Capital Region. Siena is 3-32 against AP Top-25 teams since joining the Division I ranks in 1976-77. Two of Siena's Division I Top-25 victories have come in the NCAA Tournament against 13th-ranked Stanford in 1989 and 19th-ranked Vanderbilt in 2008. The program's lone regular-season victory against an AP Top-25 foe was a 79-67 triumph over 20th-ranked Stanford on Nov. 17, 2007 at the Times Union Center.

PRE-DIVISION I (3-14)

DATE	RESULT
Mar. 10, 1951	at #20 Villanova 78, #18 Siena 57
Jan. 12, 1952	at Siena 55, #9 Seton Hall 52
Feb. 12, 1952	at #16 Siena 55, #13 Oklahoma City 50
Feb. 19, 1952	at #10 St. Bonaventure 69, #18 Siena 44
Feb. 26, 1952	at #19 Villanova 57, #20 Siena 49
Mar. 6, 1952	#15 St. Bonaventure 61, at Siena 59
Dec. 20, 1952	at #14 St. Bonaventure 65, Siena 46
Jan. 24, 1953	#20 Manhattan 61, at Siena 49
Feb. 11, 1953	at #1 Seton Hall 62, Siena 49
Feb. 14, 1953	at Siena 61, #16 Fordham 57
Feb. 19, 1953	at #19 Villanova 67, Siena 48
Feb. 25, 1956	#16 St. Francis Brooklyn 71, at Siena 70
Feb. 3, 1959	#18 St. Bonaventure 89, at Siena 69
Feb. 22, 1959	at #14 St. Bonaventure 75, Siena 48
Feb. 6, 1960	#8 Villanova 63, at Siena 38
Feb. 20, 1960	#16 Providence 47, at Siena 35
Feb. 23, 1961	at #2 St. Bonaventure 99, Siena 57

DIVISION I (3-32)

DATE	RESULT
Feb. 1, 1978	at #18 Syracuse 100, Siena 73
Jan. 17, 1979	at #12 Syracuse 144, Siena 92
Feb. 4, 1980	at #4 Syracuse 99, Siena 64
Jan. 2, 1988	at #7 Syracuse 123, Siena 72
Nov. 30, 1988	at #19 Florida 71, Siena 67
Mar. 16, 1989	Siena 80, #13 Stanford 78!
Nov. 28, 1989	at #18 Pittsburgh 101, Siena 89
Jan. 9, 1990	at #21 La Salle 106, Siena 90*
Mar. 4, 1990	#13 La Salle 106, at Siena 90^
Nov. 23, 1990	#18 Virginia 80, Siena 77#
Nov. 28, 1990	#13 Pittsburgh 82, at Siena 80
Nov. 18, 1992	at #9 Florida State 89, Siena 80%
Dec. 8, 1992	#23 Massachusetts 70, at Siena 58
Dec. 6, 1996	at #9 Iowa State 64, Siena 54
Mar. 11, 1999	#17 Arkansas 94, Siena 80!
Nov. 20, 2001	#13 Oklahoma State 82, Siena 64\$
Mar. 15, 2002	#4 Maryland 85, Siena 70!
Dec. 23, 2002	#21 Xavier 96, at Siena 88
Dec. 20, 2003	at #17 Syracuse 74, Siena 61
Nov. 27, 2004	#4 Syracuse 78, at Siena 56
Nov. 25, 2005	at #17 Syracuse 96, Siena 77
Nov. 17, 2007	at Siena 79, #20 Stanford 67
Jan. 3, 2008	at #2 Memphis 102, Siena 58
Mar. 21, 2008	Siena 83, #19 Vanderbilt 62!
Nov. 27, 2008	#12 Tennessee 78, Siena 64&
Dec. 17, 2008	at #3 Pittsburgh 79, Siena 66
Mar. 22, 2009	#1 Louisville 79, Siena 72!
Feb. 20, 2010	at #18 Butler 70, Siena 53
Mar. 19, 2010	#10 Purdue 72, Siena 64!
Nov. 28, 2013	#21 Memphis 87, Siena 60&
Nov. 13, 2015	at #5 Duke 92, Siena 74@
Nov. 15, 2015	at #17 Wisconsin 92, Siena 65@
Nov. 18, 2016	at #7 Kansas 86, Siena 65>
Nov. 8, 2019	at #19 Xavier 81, Siena 63
Nov. 9, 2021	#23 St. Bonaventure 75, Siena 47

!NCAA Tournament

*MAAC Game

^MAAC Tournament Game

#Great Alaska Shootout

%Preseason NIT

\$Las Vegas Tourney

&Old Spice Classic

@2K Classic Benefiting Wounded Warrior Project

>CBE Hall of Fame Classic

NOTES

The Associated Press began its basketball poll on Jan. 20, 1949
Siena joined Division I in 1976-77

SIENA'S DIVISION I ALUMNI

Many Siena alumni have gone on to successful careers in their chosen field. Siena's Division I basketball players are no exception. Many have played their educational background at Siena into satisfying careers, and many have remained in the Capital Region to do so. Below is a list of Siena's Division I alumni. Corrections or additions are welcome. If you have additional information, please contact the Athletic Communications Office.

CLASS OF 1977

Frank Dyer (Albany, N.Y.), BBA (Accounting)
Senior VP of Wealth Management, PKS Investments

Gary Holle (Albany, N.Y.), BA (Sociology)
Director of Corporate Sales, Albany Capital Center, SMG

Timothy Jansen (Albany, N.Y.), BS (Finance)
Deceased (2014)

Timothy Kirsch (Valatie, N.Y.), BS (Management)
Software Consultant, SMC Data Systems

Chris Madden (New Hartford, N.Y.), BBA (Accounting)
National Divisional President, Oldcastle Materials Inc.

Wayne T. Meyer (Rutherford, N.J.), BBA (Accounting)
Retired, Former President, New Jersey Community Capital

Paul Mullen, BS (Mathematics)
Associate Director, Bristol-Myers Squibb Company

Thomas Paradise (Staten Island, N.Y.), BS (Finance)
Sales, AT&T

Joel Powzyk, BBA (Accounting)
(Retired) Staff Sergeant, US Army National Guard

Bernard Ryan (W. Stockbridge, Mass.), BS (Finance)
Owner/President, Alphagraphics

Bill Toomey, BA (History)
Retired, New York State Legislative Bill Drafting Commission

Lawrence Waskiewicz (Worcester, Mass.),
BS (Marketing/Management)
Deceased (2020)

CLASS OF 1978

Russell Clark (Staten Island, N.Y.), BS (Marketing/Management)
Owner Clark's House of Flowers, Staten Island, N.Y.

Greg Cummings (Monticello, N.Y.), BA (Sociology)
Deceased

Jim Kutny, BA (American Studies)
NYS Dept. of Motor Vehicles

CLASS OF 1979

Bruce Apkarian, BS (Biology)
Strategic Account Executive, eGain Communications

Dick Jerard, BS (Sociology)
Sargeant, Colonie Police Dept.

Brian Keating, BS (Finance)
Senior Vice President - Financial Consultant,
RBC Wealth Management

Michael Mahoney (Pittsfield, Mass.), BS (Finance)
Saratoga County Mental

John Murray (Cobleskill, N.Y.), BS (Finance)
Former Chairman, Siena College Board of Trustees
Managing Director, NFP, Albany, N.Y.

Nelson Richardson, BS (Marketing and Management)
Deceased

Dave Smith, BS (Finance)
Vice President of Development & External Affairs, Siena College

Kevin Tully (Albany, N.Y.), BBA (Accounting)
Tax Director, Teal, Becker, & Chiamonte CPAs, Schenectady, N.Y.

CLASS OF 1980

Mike Catino (Rotterdam, N.Y.), BS (Marketing/Management)
Deceased (2019)

Rod Owens (Troy, N.Y.), BS (Finance)
Purchasing Manager, Bechtel Corporation, Schenectady, N.Y.

CLASS OF 1981

Thomas Babcock (Mahwah, N.J.),
BS (Marketing/Management)
Principal, Thomas Babcock Investment Advisors, Albany, N.Y.

John Hayden (Hoosick, N.Y.), BA (History)
Sr. Vice President, CHRO, Capital District YMCA, Albany, N.Y.

CLASS OF 1982

Kevin McGraw (Albany, N.Y.), BS (Finance)
Retired, NYS Court Administration

Tim Sise (Amsterdam, N.Y.), BS (Biology)
Managing Partner, Baker's Dozen Capital Group;
Director of Operations, Colson Point, Inc., Gulf Breeze, Fla.

Daniel Terwilliger, BA (Sociology)
Math teacher, Fairfax County Public Schools

CLASS OF 1983

Vernon Asquith (Albany, N.Y.), BS (Marketing/Management)
Contract & Purchasing, Suny Central Administration

Mark Dufort (Waterford, N.Y.), BS (Marketing/Management)
Owner, Info Label, Mechanicville, N.Y.

John Martin, BA (Political Science)
Hillcrest Education Centers

Rod Mullin (Brooklyn, N.Y.), BS (Marketing/Management)
Deceased (2019)

Tom Roginski (Amsterdam, N.Y.), BBA (Accounting)
Managing member, Perfect Settings, LLC

CLASS OF 1984

Dan Bosko (Troy, N.Y.), BS (Computer Science)
Actor/Writer, self-employed, Atlanta, Ga.

Lou Fedullo (Amsterdam, N.Y.), BA (Sociology)
Principal Officer, Cadillac Properties, LLC

John Williams (Washington, D.C.), BS (Economics)
Private Wealth Advisor - Managing Director, Morgan
Stanley & Co., Inc.

CLASS OF 1985

Doug Poetzsch (Massapequa, N.Y.), BBA (Accounting)
Executive Vice President, North American Claims, Chubb

CLASS OF 1986

Eric Banks (Leesburg, Va.), BS (Marketing/Management)
Deceased (2017)

Bill Boesch (Hyde Park, N.Y.), BS (Marketing/Management)
President, Proforma Graphic & Promotional Solutions

Art Toolles (Coatsville, Pa.), BA (Sociology)
Teacher, Coach, Franklin High School, Somerset, N.J.

CLASS OF 1987

Bob Anderson, BS (Marketing and Management)
Teacher, Schalmont Schools

Matt Brady (Haddon Heights, N.J.), BS (Marketing/Management)
Assistant Men's Basketball Coach, University of Oklahoma,
Norman Okla.

CLASS OF 1988

Tom Hipp (St. Louis, Mo.), BS (Political Science)
Teacher/Head Basketball Coach, McClure HS,
St. Louis, Mo.

Jeff Holland (Gaithersburg, Md.), BS (Marketing/Management)
Vice President, Apple Federal Credit Union, Fairfax, Va.

Larry McMahon (Troy, N.Y.), BS (Political Science)
Executive Vice President and Surety Manager, Alliant Insurance
Services, Inc.

Jim Mextorf (Williamsport, Pa.), BS (Marketing/Management)
Assistant Director, Data Center Operations, New York State Office
of Information Technology, Albany, N.Y.

CLASS OF 1989

Neal Currie (Mystic, Conn.), BS (Marketing/Management)
Chief Impact Officer, KIPP Albany Community Public Charter
Schools, Albany, N.Y.

Eric Fleury (Paris, France), BS (Marketing/Management)
Teacher, graphic arts industry, Lycee Leonardo da Vinci

CLASS OF 1990

Monty Henderson (Mt. Vernon, N.Y.), BA (Sociology)
New York State Job Corps

Steve McCoy (Westwood, Mass.), BS (Marketing/Management)
National Sales Manager, Peerless Media LLC

Jeff Robinson (Troy, N.Y.), BS (Marketing/Management)
Branch Manager, Mariner Finance, Randallstown, Md.

CLASS OF 1991

Marc Brown (West Orange, N.J.), BS (Marketing/Management)
Head Basketball Coach at New Jersey City University

Steve Downey (Oneonta, N.Y.), BS (Marketing/Management)
Corporate, General Electric, Schenectady, N.Y.

Tom Huerter (Ballston Lake, N.Y.), BS (Finance)
Owner, Huersch Marketing Group, Inc., Clifton Park, N.Y.

Jim Roberts, BA (Sociology)
Deceased (2008)

CLASS OF 1992

Dave Foster (Kentwood, Mich.), BS (Finance)
Senior Striker Representative, Daiichi Sankyo, Inc.,
Kalamazoo, Mich.

Andy Grazulis (Westland, Mich.), BS (Political Science)
Strategic Account Manager, Kellermeyer Bergensons Services;
Siena Men's Basketball Radio Color Commentator

Bruce Schroeder (Marshall, Mich.), BS (Biology)
Owner, AFSCO Fence Supply Co., Inc.

SIENA'S DIVISION I ALUMNI

CLASS OF 1993

- Mike Brown (Hastings, Mich.), BS (Marketing/Management)
Vice President and Owner, Investment Service Group, Inc.
- Bill Linden, BS (Finance)
Senior Project Manager, Ryan BTS, New York, N.Y.
- Lee Matthews (Buffalo, N.Y.), BS (Marketing/Management)
Director of Corporate Travel, Cooper Global Chauffeured Transportation, Atlanta, Ga.
- Joe Middleton (E. Grand Rapids, Mich.),
BS (Marketing/Management)
Sales Representative, Culpepper Wood Preservers,
Philadelphia, Pa.
- Jim Ryder (Tioga, N.Y.), BS (Marketing/Management)
VP of Sales and Marketing, Advanced Microscopy Group,
Seattle, Wash.
- Jon Tellstone, BS (Economics)
Senior Resident Director - Wealth Management Advisor,
Merrill Lynch Wealth Management, Saratoga Springs, N.Y.

CLASS OF 1994

- David Cagianello, BS (Marketing and Management)
Co-Founder and COO, Multiplier, Dallas, Tex.
- Casey Cook, BS (Biology)
Dentist, Davis Square Dental Associates
- Doremus Bennerman (Stratford, Conn.), BS (Accounting)
Retired professional basketball player;
Flower shop owner, Sweden
- Rob Hayden (Hoosick Falls, N.Y.), BA (English)
Computer Consultant, San Francisco, Calif.
- Jeff Holland, BS (Finance)
Complex Director of Marketing & Leisure Sales
Kingston Resorts, Myrtle Beach, S.C.
- Brian Lussier, BA (Political Science)
VP - Accounting Manager, The Ayco Company LP,
a Goldman Sachs Company
- Dan Partigianoni, BBA (Accounting)
Associate Vice President for Finance and Administration;
Associate Controller, Aramark Management Co., Hamilton, N.Y.
- Andy Shorkey (St. Claire, Mich.), BS (Marketing/Management)
Senior VP, Americas, OneTrust, Atlanta, Ga.

CLASS OF 1995

- Brian Bidlingmyer (Barberton, Ohio),
BS (Marketing/Management)
Chief Development Officer, Akron Area YMCA, Akron, Ohio
- Stuart Downing (Fairport, N.Y.), BS (Political Science)
Partner, Cahill-Gordon-Reydel Law Firm, New York, N.Y.
- Matt Gras (Seymour, Conn.), BS (Marketing/Management)
Deceased (2020)
- Andrew Hollinshead, BS (Marketing and Management)
Technology Innovation Manager, New Mexico Mutual
(Albuquerque, N.M.)
- Mike McGhee (Texarkana, Tex.), BS (Marketing/Management)
High school teacher, Liberty-Eylau ISD, Nash, Tex.
- Scott Sheldon, BA (History)
Student casting, Neighborhood Playhouse

CLASS OF 1996

- Dave Attewell (Tonbridge, England), BS (Economics)
Teaching, and coaching basketball in England
- Bryan Balsler (Borehamwood, England),
BS (Marketing/Management)
Owner, Studentguardians.org.uk, Derby, England
- Christopher Conroy, BA (English)
Professional umpire, Professional Baseball Umpire Corporation

CLASS OF 1997

- Matt Arrigale (Hyde Park, N.Y.), BS (Marketing/Management)
Vice President, Human Resources, SCHOTT North America
- Michael Broeker, BA (English)
Deputy Director of Athletics, Marquette University
- Harel Gadot (Magshimim, Israel), BS (Marketing/Management)
CEO, President and Chairman, Microbot Medical Inc.,
Boston, Mass.
- Geoff Walker (Kalamazoo, Mich.), BS (Political Science)
President, Co-Founder, Kickstand World, Los Angeles, Calif.
Founder, The Collective Sports & Entertainment
Management Group

CLASS OF 1998

- Jeff Muszynski (Buffalo, N.Y.), BS (Marketing/Management)
Deceased (2004)
- Jim Secretarski (Hartland, Wisc.), BS (Finance)
Managing Partner, H&Q Advisory Partners, Asheville, N.C.
- Craig Wucherpfennig (Brookfield, Wisc.),
BS (Marketing/Management)
Director - Sales, Strategy and Analytics, New York, N.Y.

CLASS OF 1999

- Brandon Fields, MD (Houston, Tex.), BA (Psychology)
Anesthesiologist, U.S. Anesthesiologist Partners, Marvel, Tex.
- Floyd Fletcher, BS (Marketing/Management)
Owner, 3CS Transportation Service LLC, Wallkill, N.Y.
- Melvin Freeny (Gainesville, Fla.), BS (Marketing/Management)
National Account Manager, Red Vision Systems, Gainesville, Fla.

CLASS OF 2000

- Jim Cantamessa (Beaver Falls, Pa.), BS (Finance)
Head Men's Basketball Coach & Head Golf Coach, Greensboro
College, Greensboro, N.C.
- Marcus Faison (Fayetteville, N.C.), BS (Marketing/Management)
Retired professional basketball player, President, Vondell
Trucking, Atlanta, Ga.
- Micah Ogburn (Chillicothe, Ill.), BS (Marketing/Management)
Director of Sales and Business, ISSA, Albany, N.Y.
- Corey Osinski (Schenectady, N.Y.), BA (English-Magna Cum Laude)
National Accounts Manager, Osiris Therapeutics

CLASS OF 2001

- Scott Knapp (Sherrill, N.Y.), BS (Finance)
Commercial Business Director, East, AstraZeneca,
Wilmington, Del.
- Carmen Maciariello (Clifton Park, N.Y.),
BS (Marketing/Management)
Head Men's Basketball Coach, Siena College, Loudonville, N.Y.
- Bill Robinson, MD (Delmar, N.Y.), BS (Biology)
Upstate Gastroenterology Associates, Troy, N.Y.
- Brian Scalzo (Albany, N.Y.), BS (English)
Teacher, South Colonie School District, Colonie, N.Y.
- Isaiah Stewart (Bridgeville, Pa.), BS (Finance)

CLASS OF 2002

- Dwayne Archbold (Brooklyn, N.Y.), BS (Marketing/Management)
Finance Manager, Carl Black of Kennesaw
- Rob Connors (Colchester, Vt.), BA (English)
Sports Editor, *New York Post*
- Andy Cavo (New Hartford, N.Y.), BS (Economics/Intl. Studies)
Cyber Legal Council, Barclays Bank PLO
- Dale Taylor (Boston, Mass.), BS (Marketing/Management)
Assistant Director of Admissions, Siena College
- James Clinton (Pleasantville, N.J.), BA (Psychology)
Senior Operations Manager, Arise Virtual Solutions, Inc.,
Tampa, Fla.

CLASS OF 2003

- Prosper Karangwa (Montreal, Quebec), BA (Sociology)
Vice President of Player Personnel, Philadelphia 76ers
- Michael Buhman (Chambersburg, Pa.), BS (Accounting)
Partner, RKL LLP, Chambersburg, Pa.

CLASS OF 2004

- Justin Miller (Lakewood, N.Y.), BS (Marketing/Management)
Regional Manager, Aeroseal Windows & Storefront

CLASS OF 2005

- Gary Holle Jr. (Loudonville, N.Y.), BA (History)
Trooper, New York State Police
- Tommy Mitchell (Tyler, Tex.), BS (Marketing and Management)
President, King of D. Court Inc.
Retired professional basketball player
Assistant Coach, Shandong Heros, Shandong, China
- Brent Sniezyk (Broadalbin, N.Y.), BA (Psychology)
Partner, Sniezyk Painters, Broadalbin, N.Y.

SIENA'S DIVISION I ALUMNI

CLASS OF 2006

Josh Collier, BA (Economics)
Director, Aon Risk Solutions, Boston, Mass.

CLASS OF 2007

Michael Haddix (Vineland, N.J.), BA (Psychology)
Co-Founder, Scout, New York, N.Y.
Founder, CEO, Empow3rd, New York, N.Y.

David Ryan (Eastchester, N.Y.), BA (Psychology)
Executive Senior Sales Consultant, KLS Martin Group,
New York, N.Y.

CLASS OF 2008

Tay Fisher (Kingston, N.Y.), BA (Psychology)
Retired, Harlem Globetrotters
Owner, Tay Fisher Basketball

CLASS OF 2009

Josh Duell (Scotia, N.Y.), BA (History)
Associate, Goldman Sachs Ayco, Schenectady, N.Y.

Erik Harris (Swedesboro, N.J.), BA (Political Science)
Associate, Cullen & Dykman, New York, N.Y.

Kenny Hasbrouck (Capital Heights, Md.), BA (Psychology)
Playing professional basketball in Italy

Marco Johnson, BS (Management)
Financial Advisor, Wells Fargo Advisors, LLC

CLASS OF 2010

Alex Franklin (Reading, Pa.), BA (Political Science)
Playing professional basketball in Puerto Rico

Corey Magee (Fairport, N.Y.)
Fundraising Consultant, Great American Opportunities,
Bangor, Me.

Ronald Moore (Conshohocken, Pa.),
BA (Marketing and Management)
Playing professional basketball in Hungary

Just-in'love Smith (East Greenbush, N.Y.), BA (Creative Arts)
United States Military

Edwin Ubiles (Poughkeepsie, N.Y.), BA (Creative Arts)
Retired professional basketball player

CLASS OF 2011

Clarence Jackson (Marlton, N.J.), BA/BS (Economics)
Retired professional basketball player

Steven Priestley (Uniondale, N.Y.), BA/BS (Economics)
Senior Vice President, Credit Suisse, New York, N.Y.

Ryan Rossiter (Staten Island, N.Y.), BA/BS (Economics)
Playing professionally in Japan

CLASS OF 2012

Kyle Downey (Fairport, N.Y.), BS (Marketing)
Financial Advisor, Angelo Planning Group, Fairport, N.Y.

Conner Fenlon (Tampa, Fla.), BA Economics
Outside Sales Representative, Albany Steel, Albany, N.Y.
Siena Men's Basketball Radio Commentator

Kyle Griffin (Allentown, Pa.), BS (Marketing/Management)
Assistant Men's Basketball Coach, Florida Gulf Coast University,
Ft. Myers, Fla.

Brandon Walters (Brooklyn, N.Y.), BA Creative Arts
Director of Business Development, Replete Health Inc.

Owen Wignot (Wilkes-Barre, Pa.), BA Creative Arts
Project Manager, Benco Dental

CLASS OF 2013

O.D. Anosike (Staten Island, N.Y.), BS (Economics)
Playing professional basketball in France

CLASS OF 2014

Steven Cruz (New York, N.Y.), BS (Marketing)
Director of Men's Basketball Operations, Seton Hall University,
West Orange, N.J.

CLASS OF 2015

Evan Hymes (Durham, N.C.), BA (Creative Arts)
Life Insurance Agent, The Baltimore Life Insurance Agency

Rob Poole (Cherry Hill, N.J.), BA (Creative Arts)
Assistant Basketball Coach, Paul VI High School, Haddon
Township, N.J.

CLASS OF 2016

Ryan Oliver (Inglewood, Calif.), BA (Marketing)
Basketball Operations Video Assistant, San Antonio Spurs,
San Antonio, Tex.

Imoh Silas (Lagos, Nigeria), BA (Marketing)
Management Assistant, Enterprise Rent-A-Car, Brooklyn, N.Y.

CLASS OF 2017

Brett Bisping (Peoria, Ill.), BS (Accounting)
Farmers Insurance Agent, Morton, Ill.

Lavon Long (Baltimore, Md.), BA (Creative Arts)
Life insurance agent

Jimmy Merrill (Rensselaer, N.Y.), BS (Accounting)
Senior Accountant, Teal, Becker, and Chiamonte, Albany, N.Y.

Javion Ogunyemi (Troy, N.Y.), BS (Management)
Playing professional basketball in England

Marquis Wright (Walford, Md.), BA (Creative Arts)
Playing professional basketball in Hungary

CLASS OF 2019

Braedon Bayer (LaGrangeville, N.Y.), MBA (Business Analytics)
Investment Consultant, Fidelity Investments,
Fort Lauderdale, Fla.

Kevin Degnan (Pearl River, N.Y.), BS (Economics)
Solar Roofer, Tesla, Albany, N.Y.

Evan Fisher (Pasadena, Md.), BS (Management)
Assistant Men's Basketball Coach, Susquehanna University

Paulo Morastoni (Blumenau, Brazil), BS (Finance)
Analyst, Goldman Sachs, Albany, N.Y.

Kadeem Smithen (Ajax, Ontario), BS (Management)
Entrepreneur, Yes, Im Blass Clothing
Screener, Siena Senior Living

CLASS OF 2020

Elijah Burns (Troy, N.Y.), MBA
Playing professional basketball in Japan

Ben Diamond (Loudonville, N.Y.), BS (Business)
Recent Master's Degree graduate from
Georgetown University

Sammy Friday IV (Jersey City, N.J.), BS (Sociology)
Pursuing professional opportunities

Matt Hein (Windermere, Fla.), MBA
Guest Relations and Valet Manager, Walt Disney World,
Lake Buena Vista, Fla.

CLASS OF 2021

Harrison Curry (Ann Arbor, Mich.), MBA
GTMM Transportation, Livonia, Mich.

Manny Camper (Chestertown, Md.), BA (Marketing)
Playing professional basketball in Puerto Rico

Denzel Tchougang (Geneva, Switzerland), BA (Psychology)
Playing professional basketball in Switzerland

CLASS OF 2022

Anthony Gaines (Kingston, N.Y.), MBA
Pursuing graduate studies

Nick Hopkins (Fayetteville, Tenn.), MBA
Co-Founder/Player Development Coach, 3G Reps

Robert Mahala (Jackson, N.J.),
BS, Sports Marketing & Corporate Finance
Pursuing professional opportunities

Michael Tertsea (Benue State, Nigeria), BS, American Studies
Pursuing professional opportunities

SIENA MEN'S BASKETBALL ALL-TIME LETTERWINNERS AND MANAGERS

A

Vince Albresch	1946-47
Bill Ahern	1969-70
Jim Ahern	1960-63
Michael Aliotta (Mgr.)	2003-04
Tom Amello	1964-67
Robert Anderson (Mgr.)	1987
Austin Andrews	2000-04
Pete Angstadt	1947-48
O.D. Anosike	2009-13
Bruce A. Apkarian (Mgr.)	1979
Dwayne Archbold	1998-02
David Archer (Mgr.)	1969
Pat Armstrong (Mgr.)	2002-03
Charles "Bud" Arndt	1954-55
Matt Arrigale	1993-96
Kyle Arrington	2020-21
Vernon Asquith	1978-82
David Attewell	1992-96
Rich Audu	2012-13
Rich Avella	1962-65

B

Tom Babcock	1977-81
Michael Baer	2021-pres.
Jerry Ballard (Mgr.)	2007-08
Bryan Balsar	1992-96
Eric Banks	1982-86
Dave Baraslow (Mgr.)	1954-57
Bob Barrett	1938-41
Steve Batory	1938-39
Braedon Bayer	2018-19
Davonte Beard	2011-12
Dick Bednarkiewicz	1940-42
Mike Beers	2003-07
Rich Bendall	1959-60
Doremus Bennerman	1990-94
Christian Bentley	2017-18
Ralph Bielefeldt	1972-76
Brian Bidlingmyer	1991-95
Jared Billups	2021-pres.
Dom Binetti	1946-47
Brett Bisping	2012-17
Glenn Bissell	1949-52
Bill Boesch	1984-86
Eric Bogdonawicz (Mgr.)	1948-49
Bill Boland	1946-50
Dan Bosko	1980-84
John Botticelli	1964-65
Matt Brady	1983-87
JG Braga	2005-07
Willem Brandwijk	2014-17
Jonathan Breeden	2009-11
Jerry Brehm	1957-59
Michael Broeker (Mgr.)	1997
Rakeem Brookins	2010-13
Rod Brooks	1971-74

Chuck Brower	1981-83
Kevin Brown	1983-86
Marc Brown	1987-91
Mike Brown	1988-91, 92-93
Jim Brucia	1959-60
George Bruda	1946-50
Michael Buhman	1999-03
James Bulmer (Mgr.)	2009-10
Trenity Burdine	2010-13
Elijah Burns	2018-20
Joe Butler	1957-59
Tom Butler (Mgr.)	1985-86
Bob Byrne	1962-64
Joe Byrne	1955-56
Noel Byrne	1967-69

C

David Cagianello (Mgr.)	1994
Dinny Cahill	1972-75
Ed Cahill	1938-41
Gavin Cahill (Mgr.)	2014-15
John Cahill	1971-72
John Cahill (Mgr.)	1972-73
Pat Cain	1967-69
Tezmar Caldwell	2003-04
Lou Camelbeek (Mgr.)	1966-67
Michael Campbell (Mgr.)	2020-21
Manny Camper	2017-21
Marty Canavan	1961-64
Jim Cantamessa	1996-00
Donald Carey	2018-20
Dave Carlisle	1981-85
Aidan Carpenter	2020-22
James Carr	2006-08
Ralph Caruso	1967
Emily Casey (Mgr.)	2010-14
John Casey	1964-65
Mike Catino	1976-80
Justin Caulfield (Mgr.)	2019-21
Andy Cavo	1999-02
Phil Cavo	2001-03
Guy Childs	1941-42, 47-49
Lou Cioffi	1946-47
Nico Clareth	2015-18
Robert L. Clarey	1964
Russell Clark	1974-77
Vince Clarke	1972-75
James Clinton	1998-02
Charlie Cocuzzo (Mgr.)	1987-88
Daniel Cohen (Mgr.)	2016-20
Dave Colbert	1956-58
Josh Collier (Mgr.)	2002-06
Thompson Collins (Mgr.)	2021-pres.
Bill Conboy (Mgr.)	1969-70
Tom Connell	1942-43
Don Connelly	1942-43, 46-47
Frank Connelly	1955-58

Rob Connors	1997-01
Brian Conroy (Mgr.)	1996-97
Christopher Conroy (Mgr.)	1994-96
Tom Coyle	1942-43
Ed Crummey	1938-41
Steven Cruz	2010-14
Frank Cryan	1964-65
Patrick Cole	2013-14
Casey Cook (Mgr.)	1991-94
Jeff Cooper	1977-78
Dan Corbett (Mgr.)	1995-97
Gene Culnan	1961-64
Greg Cummings	1976-77
Mike Cunningham	1961-64
Nick Cunningham	2015-16
Dennis Curran	1971-74
Neal Currie	1984-88
Harrison Curry	2020-21
Jack Curry	1951-54

D

Aidan Dagostino	2021-pres.
Fred Daniels	1977-81
Georges Darwiche	2018-20
Matt DeFazio (Mgr.)	2005-09
Kevin Degnan	2016-19
Bob Delaney	1962-64
Chris De La Rosa	2007-08
Tony Delgado	1970-71
Evan Denisoff (Mgr.)	2011-15
Dave Deters	1996-00
Ben Diamond	2016-20
Mike Diduck	1940-41
James Dinan (Mgr.)	2010-12
Mousse Diop	2005-07
Mick Doemel	2006-08
John Donegan	1968-71
Mike Doolan	1948-50
Bill Dooley	1959-60
Wesley Douglas (Mgr.)	2012-16
Jeff Dowdye	1976-79
Kyle Downey	2008-12
Steve Downey	1987-91
Stuart Downing	1991-95
Josh Duell	2006-09
Mark Dufort	1979-83
Mike Durant (Mgr.)	1990-91
Dan Dwyer	1948-49
Frank Dyer	1973-77

E

Corey Easley	1982-83
Fran Elia (Mgr.)	1984-88

F

Marcus Faison	1996-00
Tony Fabozzi	1946-50
Chris Farina (Mgr.)	1984-85
Chris Farley (Mgr.)	1984-87
Brian Farrell	1965-67
Lou Fedullo	1980-84
Ralph Fedullo	1948-51
Conner Fenlon	2008-12
Stephen Ferradino	1963
Tony Ferrara	1946-47
Brandon Fields	1996-99
Jose Filomeno (Mgr.)	1998-00
Jerry Finn	1940-42
Al Fisher	2004-06
Evan Fisher	2015-19
Tay Fisher	2004-08
John Fitzgerald (Mgr.)	1950-51
Floyd Fletcher (Mgr.)	1997-99
Eric Fleury	1985-89
Bob Flynn	1964-67
Dave Foster	1988-92
George Fox	1951-52
Alex Franklin	2006-10
Evan Franz (Honorary)	2021-pres.
Robert Franzese	1970-71
Melvin Freeny	1996-99
Sammy Friday IV	2016-20
Rich Furr	1977-79

G

David Gadomski	1976
Harel Gadot	1993-96
Anthony Gaines	2021-22
Jim "Mo" Gallagher	1942-43, 46-48
Nicholas Gatta (Mgr.)	2008-12
Nate Gaudino (Mgr.)	1998-99
Bob Gavagnan (Mgr.)	2009-10
Phil Genatiempo (Mgr.)	1966-68
Ryan Gilooly (Mgr.)	2002-03
John Girard	1956-59
Darryl Gladden	2003-04
Rob Glair (Mgr.)	1983-85
Colin Golson, Jr.	2020-21
Lionel Gomis	2011-13
Bobby Gordon	1987-88
John Gorman (Mgr.)	2004-07
Cameron Gottfried	2014-16
Ryan Goulding (Mgr.)	2012-14
Bob Grady	1958-59
Matt Gras	1991-95
Andy Grazulis	1988-92
Joel Green	2003-05
Kyle Griffin	2009-11
Harry Groom	1965-68
Joe Gundermann	1951-55
Jack Gyves	1957-58

SIENA MEN'S BASKETBALL ALL-TIME LETTERWINNERS AND MANAGERS

H

Darius Haddix	2006-07
Michael Haddix	2002-07
Jimmy Halley (Mgr.)	2006-10
John Harlow (Mgr.)	1990-91
Billy Harrell	1949-52
Bud Harrington	1940-42
Tom Harrington (Mgr.)	1962-65
Erik Harris	2005-09
Gary Harris, Jr.	2019-20
Daniel Hart	1964
J.J. Harvey	2000-02
Kenny Hasbrouck	2005-09
John Hayden	1978-81
Rob Hayden	1993-94
Dean Hayes	1938-40
Bill Healey	1949-52
Joe Healey	1958-61
Tom Healy	1959-60
James Held (Mgr.)	1950-51
Matt Hein	2019-20
Monty Henderson	1985-89
John Hennessy	1941-43
Bob Hermann	1967-70
Tim Hill	1952-56
Tom Hipp	1984-88
Bill Hogan	1950-53
Jack Hogan	1948-51
Jeff Holland	1984-88
Jeff J. Holland (Mgr.)	1991-94
Gary Holle	1974-76
Gary Holle Jr.	2001-05
Andrew Hollinshead (UG Asst.)	1993-95
Dan Hollis	1964-67
Nick Hopkins	2020-22
Marcus Hopper	2011-14
Jordan Horn	2017-18
Thomas Huerter, Jr.	2016-19
Tom Huerter	1987-91
Chris Huettner (Mgr.)	2001-02
Dick Hunt	1971-73
Howie Huntington	1958-61
Chuck Hurley	1938-43
Evan Hymes	2011-15

J

Dick Jacob	1946-49
Clarence Jackson	2007-11
Jamal Jackson	2002-04
Tim Jansen	1973-77
Hassan Jarrett	1996-97
Rich Jerard	1970-71
Bill Johnson	1955-56
Jayce Johnson	2021-pres.
Marco Johnson	2005-06
Tarran Johnson (Mgr.)	1984-85
Antoine Jordan	2002-06
Tom Joyce	1969-70

K

Prosper Karangwa	1999-03
Thomas Karl	1971
Hank Kartner	1946-47
Brian Keating	1977-79
Ryan Kelley (Mgr.)	2013-17
Jordan Kellier	2021-pres.
Harry Kemp	1941-43
Syl Kemp	1946-47
Jack Kennedy	1951-54
Tim Kennedy	1960-63
Bruce Kenny (Mgr.)	1970-73
Aidan Khoury (Mgr.)	2020-pres.
Jordan King	2019-21
Jay Kirby	1952-53
Bill Kirsch	1951-54
Ned Kirsch	1980-81
Tim Kirsch	1974-77
Scott Knapp	1997-01
Bill Knott	1949-52
Billy Knott (Mgr.)	1978-79
Rich Kodish	1970-71
Frank Koenig	1952-56
Ed Kolakowski	1948-51
Tim Kove	1956-57
Jim Kutny	1977-78
Bennett Kwiecinski	2020-21

L

Jake Labate	1948-51
Pete Lalley	1959-60
Bill Lamb	1968-69
Mark Lancaster	1994-95
Ed Lange	1946-50
Kinnon LaRose	2015-16
Karl Larson (Mgr.)	1991-94
Paul Lavigne	1965-68
John Lawrence	1972
Steven Lazar	2020-pres.
Jay Leachman	1969-70
John Legasse	1957-60
Bob Leger	1967-70
Grant Lehman	1968-70
Chris Leppanen	2012-13
Frank Lichtenberger	1963-66
Bill Linden	1989-90
Marv Litzky	1942-43
Dominic Lodato	1950
Phil Lomax	1951-53
Lavon Long	2013-17
Mike Long	1965-68
Myron Lotosky	1948-51
Guy Luciano	1946-47
Jack Lumley (Mgr.)	2021-22
Jack Lynch	1966-69

M

Carmen Maciariello	1999-01
Ken Mackie	1938-40
Chris Madden	1974-77
Cory Magee	2006-09
Bill Magin	1940-42
Robert Mahala	2018-22
Mickey Mahoney	1976-79
Tim Mannix	1959-62
Ed Marakovitz	1962-65
Alex Marinescu (Mgr.)	2005-09
Jim Marlinski	1965-67
Tim Marshall (Mgr.)	1983-84
Davis Martens	2007-13
John Martin	1983
Pat Martone	1957-60
Steve Massa	1981-82
Vic Mastriani	1940-43, 46-47
Lee Matthews	1989-93
Justin Maxwell	2005-07
Michael McCabe (Mgr.)	2009-13
Bob McCarthy	1969-70
Justin McCarthy	1954-56
Robert McCarthy (Mgr.)	2014-18
Jack McClinton	2004-05
Javian McCollum	2021-pres.
Steve McCoy	1985-89
Joe McCrudden	1952-54
Bill McDonald	1959-60
Tim McEvoy (Mgr.)	2008-10
Jack McGarry	1960-61
Mike McGhee	1990-91, 92-95
Kevin McGraw	1978-82
Ned McGraw	1953-56
Andy McKee (Mgr.)	1975-77
Jason McKinney	1991-93
Michael McLoughlin (Mgr.)	2020-pres.
Jim McMahan	1969-70
Larry McMahan	1984-88
Jim McManus	1941-42
Tom McNamee	1955-56
Jimmy Merrill	2013-17
Jack Merry	1950-53
Kojo Mensah	2004-06
Jim Mextorf	1984-88
Wayne Meyer	1974-77
Joe Middleton	1988-90, 91-93
Frederick Miesowicz	1970
Davor Milardovic	1991-92
Joe Miller	1957-60
Justin Miller	2000-04
Vaughn Miller	1983-85
Bob Milhizer	1962-65
Tommy Mitchell	2001-04
Ronald Moore	2006-10
Paulo Morastoni	2018-19
Carter Morelli (Mgr.)	2019-22
Fran Moynihan	1960-62
Bob Mullarkey	1959-60
Kevin Mullen	1975

Paul Mullen	1977
Rod Mullin	1979-83
Tim Mullins	1967-68
Jack Mulvey	1962-65
Andy Murphy	1969-72
Brian Murphy	1971
John Murray	1976-79
Ralph Musella	1974
Jeff Muszynski	1993-96

N

Jack Nagle (Mgr.)	1970-73
Bill Nash	1956-57
Dan Nesson	1959-60
Chuck Northrup	1946-50

O

John Obermayer	1955-58
George O'Brien	1946-50
Marty O'Brien	1938-39
Tim O'Brien	1938-41
Prince Oduro	2017-18
Bob Oechslin	1956-58
Micah Ogburn	1995-00
Javion Ogunyemi	2013-17
Matt O'Keefe (Mgr.)	2012-13
Ryan Oliver	2012-16
Jim Olsen	1955-56
Larry O'Neill (Mgr.)	1954-55
Levi Osby	2005-06
Corey Osinski	1996-00
Rod Owens	1978-80
Taihand Owens	2021-pres.

P

Jimmy Paige	2014-16
Mark Palinski	1964-67
Tom Paradise	1973-77
Ryan Parshall (Mgr.)	2014-16
Daniel Partigianoni	1994
Ted Pasinski	1970-74
Roman Penn	2017-18
Mike Perry	1958-59
Roy Peters	1948-49
Mark Pfisterer	1970-71
Dave Phelps	1957-58
Jonathon Phelps (Mgr.)	2004
Henry Phillips	1974
Jalen Pickett	2018-21
Jim Pigott	1941-43
Andrew Platek	2021-pres.
Doug Poetzsch	1981-85
Rob Poole	2011-15
Tom Pottenburgh	1951-55
Joel Powzyk	1977
Mark Price	2001-02
Steven Priestley	2007-11
Walt Pryzbylo	1942-43
Jerry Pucci	1958-61
Ivan Purdy	1963-64

SIENA MEN'S BASKETBALL ALL-TIME LETTERWINNERS AND MANAGERS

Q

Jack Quinn 1970-71

R

Steve Raczynski 1972-76
 Don Rafferty 1971-73
 Scott Randall (Mgr.) 2003-04
 Bill Rapavy 1949-52
 Bill Rapavy (Mgr.) 1983-84
 Jimmy Ratliff 2018-20
 John Rehfuß 1938-41
 Jim Reilly 1959
 Jessica Reinhardt (Mgr.) 2009-13
 Rodger Renrick 1981-83
 Frank Renzi 1942-43, 46-47
 Keith Rhodes 1979-81
 Khalil Richard 2016-18
 Nelson Richardson 1974-78
 Jack Roach 1938-40
 James Roberts 1989-91
 Bill Robinson 1997-00
 Charles Robinson 1949-51
 Jeffery Robinson 1986-90
 Colby Rogers 2021-22
 Tom Roginski 1979-83
 Steve Rogowski 1965-67
 John Rossi 1958-59
 Ryan Rossiter 2007-11
 Mike Ruane 1971-74
 Don Russ 1946-49
 Chris Rutnik 1970-73
 John Rutnik 1953-55
 Bill Ryan 1941-43
 David Ryan 2002-07
 Frank Ryan 1962-65
 Jerry Ryan 1975-77
 Tom Ryan (Mgr.) 1967-69
 Jim Ryder 1989-92

S

Bob Satkowski 1963-65
 John Scalone 1949-51
 Brian Scalzo 1997-01
 Bruce Schroeder 1988-92
 Fred Schroeder 1942-43
 Julius Scudari 1956-57
 Jim Scully 1972-75
 Jim Secretarski 1994-98
 Mike Seymour 1967-70
 Sloan Seymour 2018-19
 Tony Shavo 1955-56
 Fred Shear 1970-73
 Scott Sheldon (Mgr.) 1994-95
 T.J. Sheridan 1970-73
 Tom Sheridan 1966-69
 Robert Sherlock (Mgr.) 2013-17
 Ahsante Shivers 2016-18
 Andy Shorkey 1990-94
 Imoh Silas 2011-16
 Frank Singsheim 1956-58
 Tim Sise 1978-82
 Earl "Sonny" Skiff 1953-56
 Mike Slinger (Mgr.) 1997-99
 Thomas Smalley (Mgr.) 2016-19
 Art Smith 1986-88
 Brian Smith 1981-83
 Dave Smith 1979
 Gary Smith 1959-62
 George Smith 1953-55
 John Smith 1958-61
 Just-in'love Smith 2009-10
 Lee Smith 1966-69
 Rich Smith 1972-75
 Ron Smith 1960-62
 Kadeem Smithen 2015-19
 Mike Smyth 1967-68
 Brent Sniezyk 2001-05
 Greg Spencer 1960-63
 Larry Spinelli 1955-56
 Eric Stappenbeck 1971-74
 Isaiah Stewart 1997-01
 Joseph Stinton (Mgr.) 2009-13
Jackson Stormo 2020-pres.
 Jim Sullivan 1938-41
 Luke Sutherland 2019-20

T

Glenn Tanis 1963
 Dale Taylor 1998-02
 Marshall Taylor 2004
 Denzel Tchougang 2018-21
 Jonathan Tellstone 1993
 Dick Terlingen 1950-53
 Michael Tertsea 2021-22
 Dan Terwilliger 1978-82
 Andy Thies 1993-96
 Paul Thorpe 1960-63
 Glen Thurber 1955-57
 Art Tooles 1982-86
 Bill Toomey 1975-76
 Dave Torncello 1946-47, 48-51
 Howie Tucker 1938-42
 Kevin Tully 1977-79
 Troy Turner 1981-82

U

Edwin Ubiles 2006-10
 Lou Unright 1956-57

V

Tony Van Aldenbruck (Mgr.) 1985-86
 Kieran Vincent (Mgr.) 1999-01

W

Geoff Walker 1993-97
 Chris Wallace (Mgr.) 1994-98
 Jim Walsh 1952-54
 Brandon Walters 2009-12
 Steve Walters 1972-76
 Dwight Walton 1986-87
 Miguel Washington (Mgr.) 2020-21
 Larry Waskiewicz 1975-77
 Joseph Watroba (Mgr.) 2009-13
 Jack Weaver 1956-59
 Kolin Weaver 1997-98
 George Weber 1946-48
 Randy Weiss (Mgr.) 1975-76
 George Welch 1954-55
 Tom Welch 1968-71
 Tim Welchons 1972-76
 John Whitbeck 1949-50
 Jarming White 1992-93

Maurice White 2013-15
 Dick Whyte 1953-55
 Owen Wignot 2008-12
 Tom Wienman 1957-58
 John Williams 1980-84
 Paul Williams 2002-04
 Rick Williams 1985-88
 Bill Wills (Mgr.) 1972-73
 Don Wilson 1955-57
 Mike Wilson 2013-15
 Hank Winkler 1940-41
 Michael Wixted 1971
 Michael Wolfe 2013-14
 Bill Wolven 1940-42
 Jim Woodward 1959-61
 Kenny Wormley 2015-16
 Kayo Wnorowski 1942-43
 Dave Wright 1969-72
 Marquis Wright 2013-17
 Craig Wucherpfennig 1995-97

Y

Denzel Yard 2009-10
 Ken Yates 1966
 Noah Yearsley (Mgr.) 2018-19
 Kyle Young 2019-21
 Ted Yund 1941-42

Z

Ed Zaik (Mgr.) 1987-90
 John Zampier 1952-55
 Sam Zimmerman (Mgr.) 1999-02
 John Zovic 1970-72

WHAT A RIDE!

Alex Franklin, Ronald Moore and Edwin Ubiles enjoyed the most successful careers in program history. Take a look at their four-year run:



2006-07

- Record: 20-12
- 8-Game Win Streak
- MAAC Tournament Finalist

2007-08

- Record: 23-11
- 7-Game Win Streak
- MAAC Regular-Season Co-Champions
- MAAC Tournament Champions
- 79-67 Home Win Over #20 Stanford
- 83-62 Victory Over #4 Seed and #13 Ranked Vanderbilt in NCAA

2008-09

- Record: 27-8
- 8-Game win streak
- MAAC Regular-Season Champions
- MAAC Tournament Champions
- 74-72 2OT Win Over #8 Seed Ohio State in NCAA Tournament

2009-10

- Record: 27-7
- Program-best 15-game win streak (longest in nation at time)
- MAAC Regular-Season Champions (17-1 record was best in league history)
- MAAC Tournament Champions

FOUR-YEAR HIGHLIGHTS

- 97-38 overall record (71.9%)
- 58-14 record in regular-season play (80.6%)
- 11-1 record in MAAC Tournament play (91.7%)
- 57-8 record at home (87.7%)
- 38-game home win streak from 2008-10 (second longest in nation)
- Three straight NCAA Tournament appearances (longest streak in MAAC history)

KENNY HASBROUCK '09

The only player to score 500 or more points in three seasons in program history

- 2006-07: 513
- 2007-08: 546
- 2008-09: 512



SIENA

SIENA VS. ALL OPPONENTS • ALL-TIME RECORD VS. OPPONENTS

Opponent	Overall	Home	Away	Neutral	First Meeting	Last Meeting	DI
Adelphi	5-1	4-0	1-1	0-0	1946-47	1963-64	0-0
Albany Pharmacy	1-0	1-0	0-0	0-0	1939-40	1939-40	0-0
Albany	30-24	23-13	7-10	0-1	1939-40	2017-18	11-8
Albright	1-0	1-0	0-0	0-0	1950-51	1950-51	0-0
Alcorn State	1-0	0-0	0-0	1-0	2001-02	2001-02	1-0
Alfred	1-0	1-0	0-0	0-0	1961-62	1961-62	0-0
American	5-2	4-1	0-0	1-1	1947-48	2019-20	2-2
American International	2-0	2-0	0-0	0-0	1977-78	1978-79	2-0
Arizona State	1-0	1-0	0-0	0-0	1951-52	1951-52	0-0
Arkansas	0-1	0-0	0-0	0-1	1998-99	1998-99	0-1
Arkansas-Pine Bluff^	1-0	1-0	0-0	0-0	2016-17	2016-17	1-0
Arkansas State	1-0	1-0	0-0	0-0	1948-49	1948-49	0-0
Army West Point	7-4	4-0	3-4	0-0	1955-56	2021-22	5-2
Arnold	8-0	7-0	1-0	0-0	1939-40	1951-52	0-0
Assumption	1-9	1-4	0-5	0-0	1963-64	1973-74	0-0
Austin Peay	2-0	0-0	0-0	2-0	1991-92	2001-02	2-0
Bainbridge Naval Station	0-1	0-1	0-0	0-0	1953-54	1953-54	0-1
Baldwin Wallace	1-1	1-1	0-0	0-0	1951-52	1955-56	0-0
Baltimore	3-1	2-0	1-1	0-0	1978-79	1982-83	3-1
Bay Path	1-3	1-1	0-2	0-0	1938-39	1939-40	0-0
Becker	1-0	0-0	1-0	0-0	1941-42	1941-42	0-0
Bethune-Cookman	4-0	3-0	1-0	0-0	1994-95	1999-00	4-0
Bloomfield	1-0	1-0	0-0	0-0	1982-83	1982-83	1-0
Boise State	2-1	1-0	1-1	0-0	1993-94	2008-09	2-1
Boston College	2-3	1-1	1-2	0-0	1946-47	1987-88	0-2
Boston University	8-9	6-2	1-7	1-0	1976-77	1988-89	8-9
Bowling Green	2-2	2-0	0-2	0-0	1987-88	1990-91	2-2
Bradley	1-0	1-0	0-0	0-0	1993-94	1993-94	1-0
Bridgeport	1-1	1-0	0-1	0-0	1974-75	1975-76	0-0
Brooklyn College	3-0	2-0	1-0	0-0	1948-49	1990-91	2-0
Brooklyn Poly	0-1	0-1	0-0	0-0	1940-41	1940-41	0-0
Brown	1-0	0-0	0-0	1-0	2009-10	2009-10	1-0
Bryant^	2-0	0-0	2-0	0-0	2015-16	2017-18	2-0
Bucknell^	5-2	4-0	1-2	0-0	1985-86	2021-22	5-2
Buffalo State	0-1	0-0	0-0	0-1	1971-72	1971-72	0-0
Buffalo	7-3	6-0	1-3	0-0	1950-51	2008-09	4-1
Butler	0-2	0-1	0-1	0-0	2009-10	2010-11	0-2
BYU	0-1	0-0	0-1	0-0	1989-90	1989-90	0-1
Cal Poly	1-1	1-0	0-1	0-0	2018-19	2019-20	1-1
Canisius^	57-51	42-16	15-34	0-1	1940-41	2021-22	52-38
Castleton	4-0	2-0	2-0	0-0	1959-60	1962-63	0-0
Catholic	1-0	1-0	0-0	0-0	1978-79	1978-79	1-0
CCNY	1-0	1-0	0-0	0-0	1979-80	1979-80	1-0
Centenary	2-0	1-0	0-0	1-0	1979-80	1985-86	2-0
Central Connecticut	4-0	2-0	2-0	0-0	1947-48	1987-88	2-0
Central Michigan	2-0	1-0	1-0	0-0	1989-90	1990-91	2-0
Champlain	3-0	3-0	0-0	0-0	1947-48	1949-50	0-0
Cincinnati	0-1	0-1	0-0	0-0	1954-55	1954-55	0-0

Opponent	Overall	Home	Away	Neutral	First Meeting	Last Meeting	DI
Clarkson	11-2	7-0	4-2	0-0	1961-62	1973-74	0-0
Clemson	0-1	0-0	0-1	0-0	1979-80	1979-80	0-1
Cleveland State	3-3	3-0	0-3	0-0	1976-77	2001-02	3-3
Colgate	19-7	10-3	8-4	1-0	1951-52	2019-20	18-5
College of Charleston	0-2	0-1	0-1	0-0	2017-18	2018-19	0-2
Cornell^	4-3	3-1	1-2	0-0	1985-86	2016-17	4-3
Creighton	3-2	2-1	1-1	0-0	1950-51	1992-93	2-2
CSUN	0-1	0-0	0-0	0-1	2012-13	2012-13	0-1
Dartmouth	5-1	4-1	1-0	0-0	1950-51	2007-08	3-0
Davidson	2-1	2-0	0-1	0-0	1996-97	1999-00	2-1
Davis & Elkins	1-0	1-0	0-0	0-0	1941-42	1941-42	1-0
Dayton	0-1	0-0	0-1	0-0	2000-01	2000-01	0-1
Delaware	3-4	3-2	0-1	0-1	1979-80	2021-22	3-4
Delaware State	0-1	0-1	0-0	0-0	1982-83	1982-83	0-1
DeSales	1-0	1-0	0-0	0-0	1983-84	1983-84	1-0
Detroit Mercy	1-0	1-0	0-0	0-0	1948-49	1948-49	0-0
Dominican	1-0	1-0	0-0	0-0	1983-84	1983-84	1-0
Drexel	1-1	1-0	0-1	0-0	1976-77	1977-78	1-1
Duke	0-1	0-0	0-1	0-0	2015-16	2015-16	0-1
Duquesne	2-0	0-0	1-0	1-0	2000-01	2003-04	2-0
East Stroudsburg	3-2	3-1	0-1	0-0	1971-72	1984-85	3-1
Eastern Kentucky	0-1	0-0	0-0	0-1	1953-54	1953-54	0-0
Eastern Michigan	2-0	1-0	0-0	1-0	1980-81	1998-99	2-0
Evansville	1-2	1-0	0-2	0-0	1988-89	1990-91	1-2
Fairfield^	46-32	27-15	19-16	0-1	1958-59	2021-22	46-30
Fairleigh Dickinson	6-13	4-5	0-7	2-1	1975-76	2007-08	6-12
FDU-Madison	2-4	2-1	0-3	0-0	1968-69	1973-74	0-0
Florida	0-1	0-0	0-1	0-0	1988-89	1988-89	0-1
Florida Atlantic	2-0	1-0	1-0	0-0	2010-11	2011-12	2-0
Florida Gulf Coast	0-2	0-1	0-1	0-0	2016-17	2017-18	0-2
Florida Southern	0-2	0-0	0-2	0-0	1981-82	1985-86	0-2
Florida State	0-1	0-0	0-1	0-0	1992-93	1992-93	0-1
Fordham	10-13	8-5	2-7	0-1	1948-49	2014-15	8-8
Fort Dix	1-0	1-0	0-0	0-0	1942-43	1942-43	0-0
Fort Monmouth	1-0	1-0	0-0	0-0	1951-52	1951-52	0-0
Fresno State	2-1	1-1	1-0	0-0	2013-14	2013-14	2-1
Gannon	1-1	1-1	1-0	0-1	1973-74	1974-75	0-0
Georgetown	4-3	3-1	1-2	0-0	1948-49	2021-22	0-1
George Washington	3-2	1-0	2-2	0-0	1981-82	2018-19	3-2
Georgia Tech	2-2	2-0	0-2	0-0	1993-94	2011-12	2-2
Gonzaga	0-1	0-1	0-0	0-0	1954-55	1954-55	0-0
Green Mountain	4-0	2-0	2-0	0-0	1938-39	1939-40	0-0
Hamilton	2-1	0-0	0-0	2-1	1957-58	1968-69	0-0
Hartford	25-9	15-3	10-6	0-0	1961-62	2001-02	18-6
Hartwick	13-8	7-3	6-4	0-1	1940-41	1975-76	0-0
Harvard	2-1	2-0	0-1	0-0	2018-19	2021-22	2-1
Hawaii	1-0	1-0	0-0	0-0	1949-50	1949-50	0-0
Hawaii-Pacific	1-0	0-0	1-0	0-0	2000-01	2000-01	1-0

SIENA VS. ALL OPPONENTS • ALL-TIME RECORD VS. OPPONENTS

Opponent	Overall	Home	Away	Neutral	First Meeting	Last Meeting	DI
Hofstra^	3-6	3-1	0-5	0-0	1976-77	2018-29	3-6
Holy Cross^	11-6	8-0	3-5	0-1	1989-90	2021-22	11-6
Houston	0-1	0-0	0-0	0-1	1953-54	1953-54	0-0
Howard	1-1	1-0	0-0	0-1	1984-85	1997-98	1-1
Hunter	1-1	0-1	1-0	0-0	1965-66	1966-67	0-0
Illinois State	1-0	1-0	0-0	0-0	2013-14	2013-14	1-0
Iona^	54-67	33-31	21-32	0-4	1942-43	2021-22	38-43
Iowa State	0-1	0-0	0-1	0-0	1996-97	1996-97	0-1
Ithaca	3-1	3-0	0-1	0-0	1942-43	1946-47	0-0
Jacksonville	0-2	0-1	0-1	0-0	1994-95	1995-96	0-2
James Madison	1-2	1-0	0-2	0-0	1977-78	2007-08	1-2
John Carroll	1-0	1-0	0-0	0-0	1950-51	1950-51	0-0
John Marshall	3-0	2-0	1-0	0-0	1946-47	1948-49	0-0
Kansas	0-2	0-0	0-2	0-0	2008-09	2016-17	0-2
Kansas State	1-0	0-0	0-0	1-0	1993-94	1993-94	1-0
Keene State	2-0	2-0	0-0	0-0	1985-86	1986-87	2-0
Kent State	3-1	2-0	1-1	0-0	1992-93	1995-96	3-1
King's (PA)	5-11	4-5	1-6	0-0	1960-61	1975-76	0-0
Lafayette	2-1	2-1	0-0	0-0	1948-49	1951-52	0-0
La Salle	3-6	2-3	1-3	0-0	1989-90	2013-14	3-6
Lawrence Tech	4-1	4-1	0-0	0-0	1942-43	1955-56	0-0
Lehigh	2-2	1-1	1-1	0-0	1984-85	2018-19	2-2
Le Moyne	23-39	16-16	7-22	0-1	1948-49	1992-93	6-0
Lincoln (PA)	1-0	1-0	0-0	0-0	1950-51	1950-51	0-0
Little Rock	1-0	1-0	0-0	0-0	1980-81	1980-81	1-0
LIU	5-10	4-2	1-6	0-2	1960-61	1983-84	5-8
Loras	1-0	0-0	0-0	1-0	1949-50	1949-50	0-0
Louisiana	0-1	0-0	0-1	0-0	1999-00	1999-00	0-1
Louisville	1-2	1-0	0-1	0-1	1953-54	2017-18	0-2
Lowell Tech	0-1	0-0	0-1	0-0	1941-42	1941-42	0-0
Loyola Chicago	0-1	0-1	0-0	0-0	1947-48	1947-48	0-0
Loyola Marymount	2-0	1-0	0-0	1-0	1952-53	2002-03	1-0
Loyola (MD)	38-21	22-9	16-11	0-1	1948-49	2015-16	35-19
Loyola New Orleans	1-0	1-0	0-0	0-0	1951-52	1951-52	0-0
Maine	13-5	8-1	5-4	0-0	1971-72	2012-13	12-4
Manhattan^	50-57	31-33	14-24	5-0	1946-47	2022-22	44-40
Marist^	61-29	35-10	22-19	4-0	1963-64	2021-22	52-26
Maryland	0-2	0-0	0-1	0-1	2001-02	2006-07	0-2
Massachusetts	1-8	1-3	0-4	0-1	1974-75	2014-15	1-7
MCLA	3-0	2-0	1-0	0-0	1947-48	1977-78	1-0
Memphis	1-3	1-0	0-2	0-1	1952-53	2017-18	0-3
Merrimack	7-5	5-1	2-4	0-0	1961-62	1982-83	1-0
Mexico	2-0	2-0	0-0	0-0	1940-41	1949-50	0-0
Milwaukee	1-0	0-1	0-1	1-0	1994-95	1994-95	1-0
Minnesota	0-2	0-0	0-1	0-1	1988-89	2010-11	0-2
Mohawk (Utica)	2-0	1-0	1-0	0-0	1947-48	1947-48	0-0
Monmouth^	9-13	7-6	2-7	0-0	1979-80	2021-22	9-13
Montana State	1-0	0-0	1-0	0-0	2002-03	2002-03	1-0

Opponent	Overall	Home	Away	Neutral	First Meeting	Last Meeting	DI
Moravian	1-0	0-0	0-0	1-0	1971-72	1971-72	0-0
Morehead State	0-1	0-1	0-0	0-0	2015-16	2015-16	0-1
Mount St. Mary's	4-0	2-0	2-0	0-0	1940-41	2011-12	2-0
Murray State	1-2	1-0	0-1	0-1	1953-54	1955-56	0-0
Navy	2-0	1-0	1-0	0-0	2011-12	2012-13	2-0
Nevada	1-0	0-0	0-0	1-0	1990-91	1990-91	1-0
New Hampshire	12-2	6-0	5-1	1-1	1978-79	1988-89	12-2
New Jersey City	2-0	1-0	0-0	1-0	1973-74	1980-81	1-0
New Orleans	0-1	0-0	0-0	0-1	2004-05	2004-05	0-1
Niagara^	57-50	38-17	18-30	1-3	1942-43	2021-22	54-37
Niagara-Rochester	4-2	4-1	0-1	0-0	1938-39	1940-41	0-0
NJIT	2-0	1-0	1-0	0-0	2006-07	2006-07	2-0
Norfolk State	1-0	0-0	0-0	1-0	2018-19	2018-19	1-0
Northeastern	11-15	5-6	5-9	1-0	1976-77	2010-11	11-15
Northern Iowa	2-2	2-0	0-2	0-0	2002-03	2009-10	2-2
Northern Kentucky	1-0	0-0	0-0	1-0	2012-13	2012-13	1-0
Northwestern	1-1	0-0	1-0	0-1	1994-95	1997-98	1-1
Northwestern State	0-1	0-0	0-0	0-1	2001-02	2001-02	0-1
Notre Dame	0-1	0-0	0-1	0-0	1999-00	1999-00	0-1
Norwich	1-1	1-0	0-1	0-0	1939-40	1939-40	0-0
NYAC	0-2	0-0	0-2	0-0	1956-57	1957-58	0-0
Ohio State	1-1	0-0	0-1	1-0	1986-87	2008-09	1-0
Ohio University	0-1	0-1	0-0	0-0	1983-84	1983-84	0-1
Oklahoma City	3-0	3-0	0-0	0-0	1950-51	1977-78	1-0
Oklahoma State	0-2	0-0	0-0	0-2	2001-02	2008-09	0-2
Oregon State	0-1	0-0	0-0	0-1	2004-05	2004-05	0-1
Oswego State	2-0	1-0	1-0	0-0	1949-50	1949-50	0-0
Pennsylvania	0-2	0-1	0-1	0-0	2004-05	2005-06	0-2
Penn State	1-1	1-0	0-1	0-0	1999-00	2013-14	1-1
Pepperdine	1-1	0-0	1-0	0-1	1998-99	2004-05	1-1
Pittsburgh	1-3	1-2	0-1	0-0	1988-89	2008-09	1-3
Plattsburgh State	1-0	1-0	0-0	0-0	1942-43	1942-43	0-0
Pratt Institute	1-0	1-0	0-0	0-0	1942-43	1942-43	0-0
Princeton	1-1	1-0	0-1	0-0	2010-11	2011-12	1-1
Providence	4-11	3-4	0-7	1-0	1940-41	2018-19	1-4
Puerto Rico	1-0	1-0	0-0	0-0	1949-50	1949-50	0-0
Purdue	0-3	0-0	0-1	0-2	2009-10	2013-14	0-3
Quinnipiac^	12-7	7-4	5-2	0-1	1986-87	2021-22	12-7
Radford	4-1	2-0	0-1	2-0	1989-90	2015-16	4-1
Regis	1-0	1-0	0-0	0-0	1949-50	1949-50	0-0
Rhode Island	3-3	2-1	0-2	1-0	1952-53	2000-01	2-3
Rice	1-1	1-0	0-1	0-0	2000-01	2001-02	1-1
Richmond	1-1	1-0	0-1	0-0	1992-93	1993-94	1-1
Rider^	37-19	20-7	16-12	1-0	1976-77	2021-22	37-19
Robert Morris^	4-2	3-0	1-2	0-0	1981-82	2018-19	4-2
RPI	20-4	9-1	5-1	6-2	1946-47	1976-77	1-0
Rutgers	0-1	0-0	0-0	0-1	1999-00	1999-00	0-1
Rutgers-Newark	1-0	1-0	0-0	0-0	1948-49	1948-49	0-0

SIENA VS. ALL OPPONENTS • ALL-TIME RECORD VS. OPPONENTS

Opponent	Overall	Home	Away	Neutral	First Meeting	Last Meeting	DI
Sacred Heart	3-5	1-3	2-2	0-0	1967-68	1974-75	0-0
Saint Anselm	2-8	2-4	0-4	0-0	1939-40	1970-71	0-
O Saint Francis (PA)	5-4	4-0	1-3	0-1	1949-50	1983-84	4-2
Saint Joseph's	3-4	2-1	1-2	0-1	1984-85	2013-14	3-4
Saint Louis	0-1	0-0	0-0	0-1	1979-80	1979-80	0-1
Saint Peter's^	46-52	31-21	14-32	1-0	1950-51	2021-22	41-34
Sampson	1-0	1-0	0-0	0-0	1948-49	1948-49	0-0
San Diego	0-1	0-1	0-0	0-0	2012-13	2012-13	0-1
Scranton	8-3	6-0	1-3	1-0	1939-40	1975-76	0-0
Seton Hall	4-6	2-1	2-5	0-0	1940-41	1973-74	0-0
South Carolina	1-0	1-0	0-0	0-0	1990-91	1990-91	1-0
South Florida	0-2	0-0	0-2	0-0	1980-81	1981-82	0-2
Southern Illinois	2-0	2-0	0-0	0-0	1949-50	1951-52	0-0
Springfield	1-0	1-0	0-0	0-0	1946-47	1946-47	0-0
St. Benedict's	0-1	0-0	0-0	0-1	1948-49	1948-49	0-0
St. Bonaventure	10-32	9-9	1-22	0-1	1939-40	2021-22	5-12
St. Francis Brooklyn	30-42	20-16	8-25	2-1	1939-40	1985-86	10-4
St. John's	0-3	0-1	0-1	0-1	1955-56	2009-10	0-3
St. John Fisher	5-1	3-0	2-1	0-0	1965-66	1968-69	0-0
St. Lawrence	2-1	2-1	0-0	0-0	1942-43	1963-64	0-0
St. Michael's	9-4	8-1	1-3	0-0	1939-40	1975-76	0-0
St. Thomas (MN)	1-0	1-0	0-0	0-0	1949-50	1949-50	0-0
Stanford	2-2	1-0	0-1	1-1	1988-89	2007-08	2-2
Stephen F. Austin	2-0	0-0	0-0	2-0	1993-94	1996-97	2-0
Stetson	0-1	0-0	0-1	0-0	1980-81	1980-81	0-1
Stonehill	3-8	3-3	0-5	0-0	1961-62	1971-72	0-0
Stony Brook	1-0	1-0	0-0	0-0	2013-14	2013-14	1-0
Stony Brook Southampton	2-0	2-0	0-0	0-0	1979-80	1980-81	2-0
Suffolk	1-1	1-1	0-0	0-0	1959-60	1959-60	1-0
SUNY Cobleskill	1-0	1-0	0-0	0-0	1938-39	1938-39	0-0
SUNY Cortland	9-5	5-3	4-2	0-0	1961-62	1974-75	0-0
SUNY New Paltz	1-0	1-0	0-0	0-0	1966-67	1966-67	0-0
SUNY Oneonta	6-0	4-0	2-0	0-0	1938-39	1941-42	0-0
SUNY Potsdam	12-5	7-2	4-3	1-0	1960-61	1975-76	0-0
Syracuse	0-8	0-1	0-7	0-0	1977-78	2007-08	0-8
Tampa	1-0	1-0	0-0	0-0	1949-50	1949-50	0-0
TCU	0-1	0-0	0-0	0-1	2000-01	2000-01	0-1
Temple	2-1	2-0	0-1	0-0	1950-51	2009-10	0-1

Opponent	Overall	Home	Away	Neutral	First Meeting	Last Meeting	DI
Tennessee	0-1	0-0	0-0	0-1	2008-09	2008-09	0-1
Tennessee State	2-0	1-0	1-0	0-0	2006-07	2009-10	2-0
Tennessee Tech	0-1	0-0	0-1	0-0	1955-56	1955-56	0-0
Texas A&M	3-2	2-2	1-0	0-0	1946-47	1994-95	1-1
Texas Wesleyan	1-1	1-1	0-0	0-0	1948-49	1949-50	0-0
Toledo	0-3	0-2	0-1	0-0	2001-02	2003-04	0-3
Towson	1-0	0-0	1-0	0-0	1981-82	1981-82	1-0
Tufts	2-0	2-0	0-0	0-0	1983-84	1984-85	2-0
Tulane	1-0	1-0	0-0	0-0	1993-94	1993-94	1-0
UAB	0-1	0-1	0-0	0-0	2002-03	2002-03	0-1
UC Irvine	1-1	0-0	0-0	1-1	1990-91	1995-96	1-1
UIC	1-0	1-0	0-0	0-0	1981-82	1981-82	1-0
UNC Asheville	0-1	0-0	0-1	0-0	2016-17	2016-17	0-1
UNC Greensboro	2-0	1-0	1-0	0-0	1991-92	1992-93	2-0
UNC Wilmington	1-1	1-1	0-0	0-0	1979-80	1981-82	1-1
Union	4-3	1-0	1-1	2-2	1957-58	1975-76	0-0
Utica	21-1	12-0	9-1	0-0	1960-61	1986-87	6-0
Valparaiso	1-0	1-0	0-0	0-0	1947-48	1947-48	0-0
Vanderbilt	1-0	0-0	0-0	1-0	2007-08	2007-08	1-0
VCU	0-2	0-1	0-1	0-0	1992-93	1993-94	0-2
Vermont	18-13	11-5	7-8	0-0	1946-47	2017-18	14-11
Villanova	3-8	3-1	0-6	0-2	1941-42	2007-08	1-1
Virginia	0-1	0-0	0-0	0-1	1990-91	1990-91	0-1
VMI	0-1	0-1	0-0	0-0	1977-78	1977-18	0-1
Wagner	11-5	6-1	4-4	1-0	1960-61	1996-97	10-5
Wake Forest	1-1	0-0	1-1	0-0	1982-83	1987-88	1-1
Wayne State	0-1	0-1	0-0	0-0	1954-55	1954-55	0-0
Western Michigan	1-2	1-1	0-1	0-0	1990-91	2002-03	1-2
Wichita State	0-1	0-0	0-0	0-1	2008-09	2008-09	0-1
William Paterson	2-1	2-0	0-1	0-0	1941-42	1942-43	0-0
Williams	4-10	2-6	2-4	0-0	1949-50	1968-69	0-0
William & Mary	1-1	1-0	0-1	0-0	1949-50	1994-95	0-1
Winthrop	0-1	0-0	0-1	0-0	2004-05	2004-05	0-1
Wisconsin	0-1	0-0	0-1	0-0	2015-16	2015-16	0-1
Xavier	1-4	1-2	0-2	0-0	1952-53	2019-20	0-3
Yale	1-3	1-1	0-2	0-0	1996-97	2021-22	1-3
Youngstown State	2-1	1-0	1-1	0-0	1996-97	2005-06	2-1

^Four wins vs. Marist, three wins vs. Canisius, Fairfield, Iona, Manhattan, Quinnipiac, Rider, and Saint Peter's, two wins vs. Niagara, one win vs. Arkansas-Pine Bluff, Bucknell, Bryant, Cornell, Hofstra, Holy Cross, Monmouth, and Robert Morris were later vacated by the NCAA Committee on Infractions

*Niagara of Rochester was a variation of Niagara that existed in the 1930s and 40s, and is not to be confused with Niagara University in Niagara Falls, NY

*SUNY Oneonta was known as the Oneonta Normal School prior to 1951

*UAlbany was known as Albany Teachers College prior to 1959

*William Paterson was known as Paterson State Teachers College prior to 1971

*Massachusetts College of Liberal Arts (MCLA) was known as North Adams State prior to 1997

*Central Connecticut was known as Connecticut State Teachers College prior to 1959

*Detroit Mercy was known as the University of Detroit prior to 2016

*The University of Memphis was known as Memphis State prior to 1994

*Wayne State University was known as Wayne University prior to 1956

*Castleton University was known as Castleton Teachers College prior to 1962

*New Jersey City University was known as Jersey City State College prior to 1998

*Stony Brook Southampton was known as Southampton College prior to 2006

*DeSales was known as Allentown College of St. Francis de Sales prior to 2000

YEAR-BY-YEAR RESULTS

1938-39 8-2

Home: 5-1 Away: 3-1
Head Coach: Jack Carroll

12/2	at Niagara of Rochester	W, 52-47
12/10	SUNY Cobleskill	W, 57-16
12/15	at Bay Path	L, 48-47
12/17	at SUNY Oneonta	W, 45-37
1/19	at Green Mountain	W, 40-35
1/20	Niagara of Rochester	W, 37-35 (OT)
2/2	Green Mountain	W, 52-44
2/10	SUNY Oneonta	W, 37-32
2/26	Bay Path	W, 45-40
3/4	Powelson Institute	L, 39-36

All home games played at the Patrician Club (Albany, NY)

1939-40 12-7

Home: 8-3 Away: 4-4
Head Coach: Henry "Hank" Bunoski

11/28	SUNY Oneonta	W, 55-24
12/2	Niagara of Rochester	L, 36-31
12/6	at St. Francis Brooklyn	L, 46-37
12/15	Norwich	W, 68-26
1/5	at UAlbany	W, 52-45
1/6	Niagara of Rochester	W, 60-38
1/9	Bay Path	L, 40-30
1/14	St. Michael's	W, 45-38
1/17	at St. Bonaventure	L, 51-43
1/31	at Green Mountain	W, 61-55
2/6	Arnold	W, 68-49
2/10	at Norwich	L, 48-37
2/15	Green Mountain	W, 59-51
2/16	at Bay Path	L, 64-40
2/23	at Scranton	L, 43-31
2/24	at SUNY Oneonta	W, 54-44
	Albany College of Pharmacy	W, 66-27
3/2	Niagara of Rochester^	W, 51-45
3/5	Saint Anselm	L, 40-34

Home games played at the Troy Armory (Troy, NY)

^Home game played at Convention Hall (Saratoga, NY)

1940-41 8-10

Home: 5-5 Away: 3-5
Head Coach: Henry "Hank" Bunoski

11/30	SUNY Oneonta	W, 51-48
12/4	Hartwick	W, 64-28
12/13	at Seton Hall	L, 54-36
12/14	at Mount St. Mary's	W, 42-39
12/19	at UAlbany	W, 43-40
12/21	Niagara of Rochester	L, 40-39
1/11	St. Francis Brooklyn	L, 62-50
1/18	at Saint Anselm	L, 72-43
2/12	at Canisius	L, 64-46
2/13	at St. Bonaventure	L, 60-37
2/15	Brooklyn Poly	L, 43-40
2/17	Univ. of Mexico	W, 55-37
2/20	St. Michael's	W, 56-48
2/22	Canisius	L, 48-36
2/27	at St. Michael's	L, 51-49
3/1	UAlbany	W, 62-27
3/7	Providence	L, 57-50
3/11	at Hartwick	W, 57-31

Home games played at Hackett Junior High School (Albany, NY)



1941-42 9-7

Home: 7-2 Away: 2-5
Head Coach: Dan Cunha

11/29	Oneonta State	W, 59-37
12/6	William Paterson	W, 41-37
12/12	Villanova	W, 37-34
12/18	Hartwick	W, 39-28
12/30	Davis & Elkins	W, 34-21
1/10	at Providence	L, 43-30
1/17	at St. Francis Brooklyn	L, 47-32
2/8	Saint Anselm	L, 37-28
2/11	Scranton	W, 35-34
2/13	at William Paterson	L, 33-30
2/20	Canisius	L, 43-34
2/24	at Hartwick	W, 45-23
2/27	St. Michael's	W, 43-42
3/6	at Saint Anselm	L, 44-37
3/7	at Lowell Tech	L, 59-58
3/8	at Becker	W, 36-34 (OT)

Home games played on campus at Gibbons Hall (Loudonville, NY)

1942-43 13-6

Home: 12-2 Away: 1-4
Head Coach: Dan Cunha

11/28	Iona^	W, 56-42
12/5	Hartwick@	W, 43-35
12/13	Arnold@	W, 62-45
	Fort Dix Military Base^	W, 55-49
1/8	William Paterson%	W, 59-35
1/15	at Ithaca	L, 55-45
1/16	at Niagara	L, 53-34
1/17	at St. Bonaventure	L, 46-23
1/22	Plattsburgh State@	W, 55-30
1/30	St. Francis Brooklyn#	L, 45-39
2/5	Pratt Institute#	W, 44-32
2/10	Lawrence Tech^	W, 54-45
2/12	at Villanova	L, 62-36
2/19	St. Michael's&	W, 57-46
2/23	St. Lawrence#	W, 45-44
2/27	at Hartwick	W, 45-28
3/5	Ithaca%	W, 49-40
3/6	Ithaca\$	W, 50-31
3/12	Providence#	L, 54-43

^Home game played on campus at Gibbons Hall (Loudonville, NY)

%Home game played at Mount Pleasant High School (Schenectady, NY)

@Home game played at Vincenzian Institute (Albany, NY)

#Home game played at Christian Brothers Academy (Albany, NY)

&Home game played at Hackett Junior High School (Albany, NY)

Siena did not compete from 1943-46 due to World War II

1946-47 12-11

Home: 10-7 Away: 2-4
Head Coach: Dan Cunha

11/26	Iona	L, 57-56
11/29	Adelphi	W, 77-50
12/4	at Vermont	L, 46-30
12/7	Boston College	L, 46-39
12/9	Texas A&M^	L, 52-47
12/14	Springfield	W, 68-66
12/17	UAlbany	W, 73-32
12/19	Hartwick	W, 54-43
1/11	Ithaca	W, 40-34
1/14	Niagara	L, 45-41
1/18	Lawrence Tech	W, 60-34
1/25	Manhattan	L, 50-47
1/31	Canisius	L, 43-37
2/4	John Marshall!^	W, 46-42
2/7	at St. Francis Brooklyn	L, 62-46
2/8	at Iona	L, 49-45
2/14	at Seton Hall	L, 52-39
2/18	UAlbany#	W, 62-41
2/22	St. Michael's	W, 48-19
2/25	St. Francis Brooklyn	L, 53-39
3/1	Providence^	W, 47-42
3/4	at Hartwick	W, 64-54
3/8	at RPI	W, 47-38

Home games played at the Washington Avenue Armory (Albany, NY)

^Home game played at the Troy Armory (Troy, NY)

#Home game played on campus at Gibbons Hall (Loudonville, NY)

YEAR-BY-YEAR RESULTS

1947-48 22-6

Home: 16-4 Away: 6-2
Head Coach: Dan Cunha

11/27	Adelphi	W, 49-29
12/2	Mohawk (Utica) [^]	W, 58-37
12/5	Arnold	W, 54-41
12/12	Vermont	W, 69-47
12/13	Valparaiso [^]	W, 49-45
12/16	Seton Hall	L, 42-31
12/26	Boston College	W, 58-50
12/29	St. Bonaventure	W, 53-41
1/3	at Boston College	W, 51-32
1/6	MCLA [^]	W, 64-29
1/10	at St. Francis Brooklyn	L, 50-40
1/15	at Mohawk (Utica)	W, 51-42
1/17	St. Michael's [^]	W, 59-36
1/24	Manhattan	L, 53-50
1/30	at Arnold	W, 50-39
1/31	at Central Connecticut	W, 61-40
2/4	at Niagara	L, 48-45
2/6	Providence	W, 66-53
2/10	Iona	W, 53-49
2/13	John Marshall	W, 50-35
2/17	St. Francis Brooklyn	L, 43-42
2/18	at MCLA	W, 51-28
2/21	American	W, 52-45
2/25	at Iona	W, 51-45
2/26	Loyola Chicago	L, 42-41
2/28	Champlain [^]	W, 62-50
3/2	Canisius	W, 54-44
3/6	RPI	W, 51-27

Home games played at the Washington Avenue Armory (Albany, NY)
[^]Home game played on campus at Gibbons Hall (Loudonville, NY)

1948-49 22-7

Home: 19-3 Away: 3-3 Neutral: 0-1
Head Coach: Dan Cunha

National Catholic Invitational Tournament

11/24	Sampson	W, 56-37
11/29	Rutgers-Newark [^]	W, 48-39
12/4	Lafayette	L, 50-48
12/7	at Le Moyne	W, 41-39
12/11	Arkansas State	W, 51-35
12/15	at St. Francis Brooklyn	L, 43-33
12/18	Niagara	W, 45-39
12/23	Detroit Mercy	W, 52-43
12/28	Texas A&M	W, 43-36
12/30	Loyola (MD)	W, 54-52
1/4	Mount St. Mary's	W, 47-42
1/8	American	W, 45-42
1/11	Champlain	W, 44-25
1/22	Manhattan	L, 47-43
1/27	Texas Wesleyan	L, 53-49 (OT)
1/29	Le Moyne [^]	W, 53-31
2/1	Central Connecticut	W, 57-37
2/2	at Iona	W, 51-45
2/5	Brooklyn College	W, 53-32
2/9	at Seton Hall	L, 58-36
2/12	Fordham	W, 44-36
2/15	Arnold	W, 55-39
2/19	Iona	W, 48-39
2/21	at John Marshall	W, 57-54
2/26	Georgetown	W, 44-39
3/1	at St. Bonaventure	L, 40-39
3/5	Scranton	W, 49-33
3/12	St. Francis Brooklyn	W, 54-50
3/20	vs. St. Benedict's ^{\$}	L, 61-46

Home games played at the Washington Avenue Armory (Albany, NY)
[^]Home game played on campus at Gibbons Hall (Loudonville, NY)
^{\$}National Catholic Invitational Tournament (Denver, CO)

1949-50 27-5

Home: 24-3 Away: 3-2
Head Coach: Dan Cunha

National Catholic Invitational Tournament Champions

11/24	Le Moyne	W, 46-31
11/26	Puerto Rico	W, 74-36
11/29	at Oswego State	W, 72-37
12/3	at Manhattan!	W, 48-33
12/6	Arnold [^]	W, 79-35
12/8	Champlain [^]	W, 60-23
10/10	Tampa	W, 69-36
12/13	Oswego State [^]	W, 73-35
12/17	St. Francis Brooklyn	W, 62-45
12/20	Southern Illinois	W, 49-46
12/28	St. Thomas (MN)	W, 43-38
12/31	William & Mary	W, 57-50
1/3	Regis	W, 57-38
1/7	Univ. of Mexico	W, 69-32
1/11	at Niagara	L, 59-49
1/14	Seton Hall	W, 59-48
1/17	Georgetown	L, 47-42
1/21	at St. Bonaventure#	L, 52-47
1/28	Manhattan	W, 46-41
1/31	Saint Francis (PA)	W, 66-43
2/4	Texas Wesleyan	W, 57-42
2/8	American	W, 38-24
2/11	Fordham	L, 58-49
2/15	at Le Moyne	W, 60-56 (OT)
2/21	Iona	L, 41-40
2/25	Hawaii	W, 65-43
2/28	Scranton	W, 52-40
3/2	St. Bonaventure	W, 42-38
3/8	Williams	W, 46-34
3/28	Providence ^{\$}	W, 86-49
3/30	Loras ^{\$}	W, 75-55
4/1	St. Francis Brooklyn ^{\$}	W, 57-50

Home games played at the Washington Avenue Armory (Albany, NY)
!Game played at Madison Square Garden (New York, NY)
[^]Home game played on campus at Gibbons Hall (Loudonville, NY)
#Game played at the Buffalo Auditorium (Buffalo, NY)
^{\$}National Catholic Invitational Tournament (Albany, NY)

1950-51 19-8

Home: 16-3 Away: 3-5
Head Coach: Dan Cunha

National Catholic Invitational Tournament Ranked 18th in Final Associated Press Top-25 Poll

11/23	Le Moyne	W, 70-68 (2 OT)
11/29	Saint Peter's [^]	W, 56-44
12/2	Buffalo	W, 43-33
12/5	Texas A&M	W, 56-44
12/9	at Manhattan#	W, 56-51
12/12	Arnold!	W, 54-37
12/16	Lafayette	W, 62-46
12/19	Lincoln (PA)	W, 59-56
12/28	Temple	W, 71-54
12/30	at Le Moyne	L, 53-47
1/3	at Seton Hall	W, 51-47
1/6	Dartmouth	W, 56-39
1/10	Creighton	W, 58-40
1/13	Loyola (MD)	W, 55-33
1/27	at Iona	L, 55-54
1/30	Albright	W, 59-55 (OT)
2/1	John Carroll	W, 63-39
2/6	at St. Bonaventure	L, 47-45 (OT)
2/10	Fordham	L, 58-39
2/13	Oklahoma City	W, 38-34
2/17	Manhattan	L, 64-40
2/20	at Georgetown	W, 57-48
2/23	at St. Francis Brooklyn	L, 63-61
3/1	St. Bonaventure	W, 54-45
3/6	Niagara	W, 58-44
3/10	at #20 Villanova	L, 78-57
3/14	Le Moyne ^{\$}	L, 57-53

Home games played at the Washington Avenue Armory (Albany, NY)
[^]Home game played on campus at Gibbons Hall (Loudonville, NY)
#Game played at Madison Square Garden (New York, NY)
^{\$}National Catholic Invitational Tournament (Albany, NY)



YEAR-BY-YEAR RESULTS

1951-52 24-6

Home: 21-3 Away: 3-3
Head Coach: Dan Cunha
National Catholic Invitational Tournament
(Third Place)

11/22	Le Moyne	W, 62-41
11/24	Arnold!	W, 83-63
11/27	Saint Peter's^	L, 51-43
12/1	at Manhattan!	W, 55-45
12/4	Loyola (MD)	L, 49-48
12/11	Fort Monmouth	W, 73-55
12/15	Baldwin Wallace	W, 55-53
12/20	Loyola New Orleans	W, 60-50
12/28	Colgate	W, 61-54
12/29	Lafayette	W, 51-33
12/31	Arizona State	W, 70-56
1/3	Temple	W, 56-48
1/5	at Canisius	W, 56-45
1/12	#9 Seton Hall	W, 55-52
1/15	Iona	W, 61-52
1/18	at Le Moyne	L, 53-51
1/26	Manhattan	W, 61-58
2/9	Fordham	W, 54-48
2/12	#13 Oklahoma City	W, 55-50
2/14	Williams	W, 69-45
2/19	at #10 St. Bonaventure	L, 69-44
2/21	at Niagara	W, 55-47
2/23	St. Francis Brooklyn	W, 52-43
2/26	at #19 Villanova	L, 57-49
3/1	Southern Illinois	W, 66-60
3/6	#15 St. Bonaventure	W, 61-59
3/8	Canisius	W, 67-55
3/18	Scranton\$	W, 79-57
3/21	Saint Francis (PA)\$	L, 54-51
3/22	St. Francis Brooklyn\$	W, 64-50

Home games played at the Washington Avenue Armory (Albany, NY)
 ^Home game played on campus at Gibbons Hall (Loudonville, NY)
 !Game played at Madison Square Garden (New York, NY)
 \$National Catholic Invitational Tournament (Troy, NY)

1952-53 10-11

Home: 10-4 Away: 0-7
Head Coach: Dan Cunha

11/27	Le Moyne	W, 53-49
12/6	at Iona!	L, 68-58
12/17	Rhode Island	W, 79-70
12/20	at #14 St. Bonaventure	L, 65-46
12/30	St. Francis Brooklyn	L, 57-55
1/1	Loyola Marymount	W, 67-54
1/3	Dartmouth	W, 61-54
1/8	Xavier	W, 71-62
1/10	at Canisius	L, 73-64
1/21	Memphis	W, 72-59
1/24	#20 Manhattan	L, 61-49
1/28	Georgetown	W, 72-57
1/31	Lawrence Tech	W, 65-63
2/4	at St. Francis Brooklyn	L, 69-66 (OT)
2/7	St. Bonaventure	L, 50-49
2/11	at #1 Seton Hall	L, 62-49
2/14	#16 Fordham	W, 61-57
2/19	at #19 Villanova	L, 67-48
2/21	Niagara	L, 88-81 (6 OT)
2/24	at Le Moyne	L, 68-65
3/4	Canisius	W, 62-56

Home games played at Washington Avenue Armory (Albany, NY)
 !Game played at Madison Square Garden (New York, NY)

1953-54 7-14

Home: 5-7 Away: 2-4 Neutral: 0-3
Head Coach: Dan Cunha

11/26	Murray State	W, 62-49
12/5	Le Moyne	L, 60-40
12/10	Louisville	W, 78-71
12/12	at Iona!	W, 56-54
12/19	Xavier	L, 66-54
12/28	vs. Eastern Kentucky%	L, 74-58
12/29	vs. Houston%	L, 81-60
12/30	vs. Murray State%	L, 91-68
1/2	Dartmouth	L, 60-44
1/9	at Canisius	L, 81-58
1/20	Villanova	W, 68-58
1/30	Manhattan	L, 72-66
2/3	at St. Francis Brooklyn	L, 51-47
2/9	at Niagara	L, 74-50
2/11	at St. Bonaventure	L, 87-64
2/13	Lawrence Tech	L, 58-48
2/16	Canisius	L, 81-68
2/19	St. Bonaventure	W, 62-56
2/27	Bainbridge Naval Station	L, 81-70
3/3	St. Francis Brooklyn	W, 67-60
3/6	at Le Moyne	W, 63-55

Home games played at the Washington Avenue Armory (Albany, NY)
 !Game played at Madison Square Garden (New York, NY)
 %Kentucky Invitational Tournament (Louisville, KY)

1954-55 3-13

Home: 3-8 Away: 0-5
Head Coach: Dan Cunha

12/11	Buffalo	W, 81-69
12/30	Gonzaga	L, 64-63
1/1	Le Moyne	L, 64-60
1/8	Iona	W, 51-46
1/22	at Canisius	L, 79-44
1/23	at St. Bonaventure	L, 64-60
1/26	at St. Francis Brooklyn	L, 63-48
1/29	Manhattan	L, 52-50
2/4	Cincinnati	L, 83-63
2/5	St. Bonaventure	L, 63-61 (OT)
2/12	Wayne State	L, 66-58 (OT)
2/19	Niagara	L, 77-61
2/22	at Saint Peter's	L, 74-57
2/26	St. Francis Brooklyn	W, 61-55
3/1	Canisius	L, 97-67
3/5	at Le Moyne	L, 78-62

Home games played at the Washington Avenue Armory (Albany, NY)



1955-56 7-13

Home: 6-7 Away: 1-6
Head Coach: Dan Cunha

12/1	Le Moyne	L, 78-71
12/7	Saint Anselm!	L, 72-68 (2 OT)
12/14	at Army West Point	W, 77-67
12/17	Georgetown	W, 63-50
12/30	Loyola (MD)	L, 75-67
1/7	Baldwin Wallace	L, 77-64
1/14	at St. Francis Brooklyn	L, 83-61
1/18	St. Bonaventure	L, 62-61
1/20	at Murray State	L, 83-74
1/21	at Tennessee Tech	L, 88-71
1/25	at Iona	L, 77-66
1/28	Manhattan	W, 78-73
2/4	St. John's	L, 71-56
2/8	Adelphi!	W, 65-56
2/11	Lawrence Tech	W, 77-68
2/14	Saint Peter's^	W, 70-56
2/18	Iona	W, 64-56
2/25	#16 St. Francis Brooklyn	L, 71-70
2/29	at Niagara	L, 78-44
3/2	at Le Moyne	L, 82-59

Home games played at the Washington Avenue Armory Albany, NY
 ^Home game played on campus at Gibbons Hall (Loudonville, NY)

Siena was a founding member of the Middle Eastern College Athletic Association (MECAA), and competed in the conference from 1956-76

1956-57 5-15 (2-7 MECAA)

Home: 5-6 Away: 0-9
Head Coach: Dan Cunha

12/1	Le Moyne*	L, 74-41
12/3	at St. Bonaventure*	L, 86-44
12/8	St. Bonaventure*	L, 77-51
12/12	Hartwick^	L, 64-54
12/15	Iona*	W, 50-49
12/22	Niagara	L, 81-46
1/5	at RPI	L, 70-53
1/17	at Hartwick	L, 86-67
1/19	at Le Moyne*	L, 68-59
1/22	at St. Francis Brooklyn*	L, 69-50
1/26	Manhattan	L, 62-54
1/31	at Saint Peter's*	L, 81-60
2/2	St. Francis Brooklyn*	W, 73-71
2/8	Army West Point	W, 68-62
2/12	Williams^	L, 74-71
2/20	at Iona*	L, 103-80
2/23	UAlbany	W, 75-66
2/26	Saint Anselm^	W, 73-63
3/1	at New York Athletic Club	L, 85-84
3/2	at Providence	L, 98-64

Home games played at the Washington Avenue Armory (Albany, NY)
 ^Home game played on campus at Gibbons Hall (Loudonville, NY)
 *MECAA

YEAR-BY-YEAR RESULTS

1957-58 5-15 (1-7 MECAA)

Home: 2-6 Away: 1-9 Neutral: 2-0
Head Coach: Dan Cunha

12/3	at St. Bonaventure*	L, 76-47
12/4	at Niagara	L, 78-45
12/7	RPI	W, 59-49
12/21	Le Moyne*	W, 78-72
12/26	vs. Hamilton%	W, 57-51
12/27	vs. RPI%	W, 43-37
12/28	at Union%	L, 61-50
1/4	at St. Francis Brooklyn*	L, 82-66
1/11	UAlbany	L, 64-46
1/17	at Colgate	L, 63-45
1/19	Iona*	L, 52-43
1/25	Manhattan	L, 70-57
1/29	at Army West Point	L, 76-66
2/2	St. Francis Brooklyn*	L, 65-48
2/6	at Williams	W, 71-50
2/8	Saint Peter's*	L, 54-45
2/12	at Iona*	L, 71-49
2/23	Providence	L, 56-52
3/1	at Le Moyne*	L, 58-50
3/7	at New York Athletic Club	L, 65-60

Home games played at the Washington Avenue Armory (Albany, NY)

*MECAA

%Capital District Tournament (Schenectady, NY)

1958-59 3-16 (1-8 MECAA)

Home: 1-8 Away: 2-8
Head Coach: Dan Cunha

12/1	Canisius	L, 56-54
12/3	at Army West Point	L, 77-57
12/5	at RPI	W, 48-46
12/10	at Villanova	L, 73-47
12/13	Iona*	L, 50-48
12/20	Le Moyne*	L, 66-65 (OT)
1/3	at St. Francis Brooklyn*	W, 72-65 (3 OT)
1/4	Niagara	L, 62-49
1/10	UAlbany	W, 69-55
1/24	Manhattan	L, 52-44
2/1	St. Francis Brooklyn*	L, 67-50
2/3	#18 St. Bonaventure*	L, 89-69
2/11	at Iona*	L, 68-42
2/14	Williams	L, 70-62
2/19	at Saint Peter's*	L, 75-51
2/22	at #14 St. Bonaventure*	L, 75-48
2/28	at Le Moyne*	L, 60-59
3/3	at Providence	L, 79-44
3/4	at Fairfield	L, 92-84

Home games played at the Washington Avenue Armory (Albany, NY)

*MECAA

1959-60 3-18 (0-7 MECAA)

Home: 2-10 Away: 1-8
Head Coach: Dan Cunha

12/1	at Colgate	L, 65-33
12/5	RPI	W, 43-33
12/7	Le Moyne*	L, 60-46
12/12	at Canisius	L, 75-55
12/14	St. Bonaventure	L, 69-42
12/16	at Iona*	L, 66-61
12/19	Fairfield	L, 60-48
1/2	at St. Francis Brooklyn*	L, 60-56
1/9	UAlbany	W, 72-47
1/15	at Castleton	W, 59-43
1/23	Manhattan	L, 69-52
1/31	St. Francis Brooklyn*	L, 80-60
2/4	at Williams	L, 63-59
2/6	#8 Villanova	L, 63-38
2/11	Suffolk^	L, 54-42
2/13	at Niagara	L, 74-50

2/15	at Buffalo	L, 77-60
2/20	#16 Providence	L, 47-35
2/22	Saint Peter's*	L, 72-53
2/27	at Le Moyne*	L, 61-48
3/1	Iona*	L, 56-41

Home games played at the Washington Avenue Armory (Albany, NY)

^Home game played at Gibbons Hall (Loudonville, NY)

*MECAA

1960-61 11-13 (3-4 MECAA)

Home: 6-6 Away: 4-5 Neutral: 1-2
Head Coach: Dan Cunha

12/2	Castleton	W, 70-47
12/6	at RPI	W, 46-44 (OT)
12/10	Le Moyne*	L, 49-45
12/14	Canisius	L, 63-54
12/16	SUNY Potsdam	W, 73-64
12/27	vs. LIU!	L, 58-55
12/28	vs. St. Francis Brooklyn%	L, 62-50
12/29	vs. Wagner%	W, 70-68 (OT)
1/4	Buffalo	W, 64-57
1/7	at St. Francis Brooklyn*	W, 52-47
1/12	at Utica	W, 59-57 (OT)
1/14	at UAlbany	L, 54-45
1/28	Manhattan^	L, 59-57
1/31	at Iona*	L, 86-52
2/3	SUNY Potsdam	W, 71-54
2/5	St. Francis Brooklyn*	W, 66-55
2/8	Colgate	L, 46-38
2/14	King's (PA)	W, 54-51
2/15	at Saint Peter's*	L, 69-54
2/17	Williams	L, 40-39
2/20	Niagara	L, 68-44
2/23	at #2 St. Bonaventure	L, 99-57
2/25	at Le Moyne*	L, 48-45
3/4	Iona*	W, 64-59 (OT)

Home games played on campus at Gibbons Hall (Loudonville, NY)

^Home game played at the Washington Avenue Armory (Albany, NY)

*MECAA

%MECAA Holiday Tournament (Jersey City, NJ)

1961-62 14-8 (3-2 MECAA)

Home: 9-3 Away: 5-5
Head Coach: Dan Cunha


12/2	at Castleton	W, 69-63
12/5	RPI	W, 43-25
12/9	Le Moyne*	L, 56-48
12/13	at SUNY Cortland	W, 48-46
12/27	Alfred%	W, 57-54
12/28	RPI%	W, 36-29
12/29	UAlbany%	L, 47-45 (3 OT)
1/6	at St. Francis Brooklyn	L, 43-39
1/13	at UAlbany	L, 49-47
1/25	at Merrimack	L, 55-45
1/27	at Stonehill	L, 54-41
2/3	Manhattan^	L, 69-56
2/7	SUNY Potsdam	W, 70-57
2/13	Clarkson	W, 58-37
2/17	St. Francis Brooklyn*	W, 71-52
2/20	Utica	W, 70-55
2/22	at Adelphi	W, 72-66
2/24	at Le Moyne	W, 64-57
3/1	at Hartford	W, 62-46
3/3	King's College (PA)*	W, 63-51
3/6	Saint Peter's*	W, 77-54
3/10	at Iona*	L, 73-59

Home games played on campus at Gibbons Hall (Loudonville, NY)

^Home game played at the Washington Avenue Armory (Albany, NY)

*MECAA

%Capital City Tournament (Loudonville, NY)



1962-63 13-10 (0-5 MECAA)

Home: 9-4 Away: 4-6
Head Coach: Dan Cunha

12/1	at Le Moyne*	L, 43-41
12/3	at RPI	W, 59-56
12/8	Castleton	W, 68-58
12/9	Stonehill	L, 39-31
12/11	at Utica	W, 68-55
12/14	SUNY Cortland	L, 69-63
12/18	at Clarkson	L, 68-65 (OT)
12/19	at SUNY Potsdam	W, 57-40
12/27	St. Lawrence%	W, 55-49
12/28	RPI%	W, 61-37
12/29	UAlbany%	W, 60-52
1/5	at St. Francis Brooklyn*	L, 72-52
1/12	at UAlbany	W, 52-44
1/26	Iona*	L, 60-58 (OT)
2/1	Adelphi	W, 71-62
2/3	St. Francis Brooklyn	W, 56-51
2/9	Merrimack	W, 62-50
2/12	at Williams	L, 45-37
2/16	Le Moyne	W, 50-49
2/24	Manhattan^	L, 80-48
2/25	Hartford	W, 53-52
2/28	at King's (PA)*	L, 67-58
3/2	at Saint Peter's*	L, 75-66

Home games played on campus at Gibbons Hall (Loudonville, NY)

^Home game played at the Washington Avenue Armory (Albany, NY)

*MECAA

%Capital City Tournament (Loudonville, NY)

YEAR-BY-YEAR RESULTS

1963-64 8-13

Home: 7-5 Away: 1-8
Head Coach: Dan Cunha

12/2	at SUNY Cortland	L, 74-57
12/4	RPI	W, 65-49
12/10	at Stonehill	L, 67-54
12/11	at Hartford	L, 51-36
12/14	Marist	W, 64-52
12/15	at Assumption	L, 97-43
12/20	SUNY Potsdam	W, 64-42
12/27	St. Lawrence%	L, 63-55
12/28	RPI%	W, 47-39
1/4	at St. Francis Brooklyn	L, 54-52
1/11	at UAlbany	W, 36-32
1/25	at Iona*	L, 52-32
2/4	Clarkson	W, 55-50
2/8	Le Moyne*	L, 54-46
2/11	Utica	W, 74-44
2/15	King's (PA)*	L, 51-43
2/18	Williams	L, 46-45
2/22	Manhattan^	L, 72-56
2/29	St. Francis Brooklyn*	W, 60-51
3/2	at Saint Peter's*	L, 76-70
3/3	at Adelphi	L, 65-64

Home games played on campus at Gibbons Hall (Loudonville, NY)
^Home game played at the Washington Avenue Armory (Albany, NY)
*MECAA
%Capital City Tournament (Loudonville, NY)

1964-65 9-10 (2-4 MECAA)

Home: 7-3 Away: 2-7
Head Coach: Dan Cunha

12/2	at RPI	W, 77-63
12/5	at UAlbany	L, 75-49
12/10	at Utica	L, 64-48
12/12	Stonehill	W, 62-45
12/18	UAlbany%	W, 50-48
12/19	RPI%	W, 65-47
1/2	at St. Francis Brooklyn*	L, 72-69 (2 OT)
1/4	at King's (PA)*	L, 67-59
1/9	SUNY Cortland	W, 47-46 (OT)
1/12	at Williams	L, 52-48
1/30	Le Moyne*	L, 70-65
2/6	Iona*	W, 65-61
2/9	at Clarkson	W, 74-66
2/10	at SUNY Potsdam	L, 67-51
2/14	Assumption	W, 82-73
2/23	Hartford	W, 79-65
2/27	St. Francis Brooklyn	L, 71-55
2/28	at Le Moyne*	L, 58-48
3/2	Saint Peter's*	W, 80-72

Home games played on campus at Gibbons Hall (Loudonville, NY)
*MECAA
%Capital City Tournament

1965-66 6-16 (1-5 MECAA)

Home: 4-6 Away: 2-10
Head Coach: Tom Hannon

12/1	RPI	L, 73-68
12/4	at UAlbany	L, 73-71
12/10	at Stonehill	L, 109-92
12/11	at Assumption	L, 106-81
12/17	St. John Fisher%	W, 96-73
12/18	UAlbany%	L, 91-88 (OT)
1/5	at Hunter	W, 98-93 (OT)
1/6	at St. Francis Brooklyn	L, 118-74
1/8	Le Moyne*	L, 85-74
1/29	SUNY Potsdam	L, 73-67
2/1	at Marist	L, 83-80

2/8	Utica	W, 95-80
2/12	St. Francis Brooklyn*	L, 96-79
2/15	at Iona*	L, 88-61
2/16	at Saint Peter's*	L, 103-85
2/18	King's College (PA)*	W, 81-69
2/21	at SUNY Cortland	W, 76-62
2/23	at Hartford	L, 88-73
3/1	Williams	L, 78-57
3/4	Clarkson	W, 76-68
3/5	at Le Moyne*	L, 88-72
3/6	at St. John Fisher	L, 65-61

Home games played on campus at Gibbons Hall (Loudonville, NY)
*MECAA
%Capital City Tournament (Loudonville, NY)

1966-67 12-11 (2-3 MECAA)

Home: 8-6 Away: 4-5
Head Coach: Tom Hannon

12/1	at Hartwick	L, 102-98
12/3	Saint Peter's*	L, 93-68
12/9	St. John Fisher	W, 85-64
12/10	Stonehill	W, 75-72
12/15	at Williams	L, 74-60
12/29	SUNY New Paltz%	W, 101-75
12/30	UAlbany%	W, 73-67
1/3	at King's (PA)*	W, 85-84
1/5	at Utica	W, 105-90
1/7	at St. Francis Brooklyn*	L, 114-81
1/11	at Clarkson	L, 96-78
1/14	Le Moyne	L, 65-63
1/31	Iona*	L, 69-56
2/3	SUNY Cortland	W, 110-99
2/5	Assumption	W, 77-64
2/10	St. Francis Brooklyn	L, 84-66
2/14	Hartford	W, 85-76
2/18	Hunter	L, 71-68
2/22	Marist	W, 76-62
2/25	UAlbany	L, 76-75
2/28	at Saint Anselm	L, 98-81
3/4	at Le Moyne*	W, 61-60
3/5	at St. John Fisher	W, 67-57

Home games played on campus at Gibbons Hall (Loudonville, NY)
*MECAA
%Capital City Tournament (Loudonville, NY)

1967-68 9-16 (1-4 MECAA)

Home: 4-6 Away: 4-9 Neutral: 1-1
Head Coach: Tom Hannon

12/2	Hartwick	L, 79-71
12/5	Clarkson	W, 88-76
12/8	at Stonehill	L, 100-94
12/9	at Assumption	L, 91-72
12/16	Le Moyne*	L, 101-89
12/20	at Merrimack	W, 85-84
12/28	vs. RPI%	W, 78-64
12/29	vs. Hamilton%	L, 77-66
12/30	at UAlbany%	L, 69-62
1/3	at Iona*	L, 57-55
1/6	Saint Anselm	L, 92-77
1/9	Williams	L, 73-56
1/24	at Saint Peter's*	L, 98-72
1/31	at St. Francis Brooklyn	L, 69-68
2/3	Sacred Heart	L, 95-87
2/5	at Hartford	W, 82-79
2/10	Utica	W, 103-73
2/14	at Marist	W, 70-69
2/17	at UAlbany	L, 79-72
2/23	King's College (PA)*	L, 78-69

2/24	St. Francis Brooklyn*	W, 95-86 (OT)
2/28	at SUNY Cortland	L, 84-75
2/29	SUNY Potsdam	W, 102-72
3/2	at Le Moyne	L, 82-70
3/3	at St. John Fisher	W, 98-87

Home games played on campus at Gibbons Hall (Loudonville, NY)
*MECAA
%Capital City Tournament (Albany, NY)

1968-69 10-13 (0-5 MECAA)

Home: 5-7 Away: 4-6 Neutral: 1-0
Head Coach: Tom Hannon

12/3	at Clarkson	W, 85-80
12/4	at SUNY Potsdam	W, 62-55
12/6	Merrimack	W, 92-76
12/10	at FDU-Madison	L, 93-62
12/14	Stonehill	L, 93-79
12/19	at Le Moyne*	L, 92-73
12/27	vs. Hamilton%	W, 110-93
12/28	at UAlbany%	L, 59-58
1/3	St. John Fisher	W, 90-74
1/8	at Hartford	W, 87-76
1/11	SUNY Cortland	L, 96-92 (OT)
1/14	at King's (PA)*	L, 64-60
1/16	at Utica	W, 67-59
2/1	Hartford	W, 106-85
2/5	at St. Francis Brooklyn*	L, 86-81
2/7	Assumption	L, 94-72
2/12	Marist	L, 82-79
2/14	UAlbany^	W, 73-64
2/18	at Williams	W, 73-62
2/22	at Sacred Heart	L, 82-79
2/24	Iona*	L, 81-66
3/1	Le Moyne	L, 85-74
3/4	Saint Peter's*	L, 113-67

Home games played on campus at Gibbons Hall (Loudonville, NY)
^Home game played at Troy High School (Troy, NY)
*MECAA
%Capital City Tournament (Albany, NY)

1969-70 7-16 (0-4 MECAA)

Home: 3-6 Away: 3-9 Neutral: 1-1
Head Coach: Gene Culnan

12/2	Clarkson	W, 94-83
12/5	Potsdam State	W, 81-71
12/10	FDU-Madison	L, 70-55
12/13	at Assumption	L, 92-57
12/20	at Iona*	L, 82-52
1/2	vs. RPI%	L, 67-57
1/3	vs. Union%	W, 94-70
1/7	Hartwick	L, 100-81
1/10	Utica	W, 111-93
1/21	Le Moyne*	L, 87-74
1/24	at St. Anselm's	L, 92-72
1/28	at Merrimack&	W, 2-0
1/31	at St. Francis Brooklyn	W, 83-74
2/3	at SUNY Cortland	W, 77-72
2/6	at Stonehill	L, 87-64
2/11	St. Francis Brooklyn*	L, 79-72
2/14	at UAlbany	L, 72-63
2/17	at Marist	L, 95-64
2/21	at Hartford	L, 93-74
2/23	Sacred Heart	L, 92-87
2/28	King's College (PA)*	L, 79-65
3/4	at Saint Peter's	L, 133-86
3/7	at Le Moyne	L, 84-77

Home games played on campus at Gibbons Hall (Albany, NY)
*MECAA
%Capital City Tournament (Albany, NY)
&Siena won by forfeit due to an ineligible player on Merrimack

YEAR-BY-YEAR RESULTS

1970-71 8-17 (0-5 MECAA)

Home: 5-7 Away: 2-9 Neutral: 1-1
Head Coach: Gene Culnan

12/1	at Clarkson	W, 100-74
12/2	at SUNY Potsdam	L, 98-81
12/5	SUNY Cortland^	L, 94-86
12/9	at FDU-Madison	L, 80-74
12/12	Merrimack	L, 73-71
12/16	at Scranton*	L, 89-69
12/19	Iona*	L, 70-64
12/28	vs. Union%	L, 83-73
12/29	vs. RPI%	W, 72-71
1/2	at St. Francis Brooklyn*	L, 69-65
1/6	at Hartwick	L, 98-71
1/9	Stonehill	L, 87-83
1/20	at Le Moyne*	L, 82-57
1/23	at Utica	W, 57-56
1/30	Hartford	W, 94-93 (OT)
2/2	St. Francis Brooklyn	W, 97-81
2/5	Assumption	L, 97-82
2/8	at St. Michael's	L, 109-80
2/13	UAlbany&	L, 85-70
2/16	at Sacred Heart	L, 77-65
2/20	Marist	W, 77-72
2/24	Saint Anselm	W, 94-81
2/27	at King's (PA)*	L, 87-66
3/3	Saint Peter's^	L, 108-85
3/6	Le Moyne^	W, 77-72

Home games played on campus at Gibbons Hall (Loudonville, NY)
^Home game played at the Washington Avenue Armory (Albany, NY)
&Home game played at Mechanicville High School (Mechanicville, NY)
*MECAA
%Capital City Tournament (Albany, NY)

1971-72 12-14 (2-1 MECAA)

Home: 6-4 Away: 4-8 Neutral: 2-2
Head Coaches: Gene Culnan/Rit Keith

12/4	Clarkson	W, 109-71
12/8	FDU-Madison	W, 92-82
12/11	at SUNY Cortland	W, 91-82
12/15	Scranton*	W, 106-81
12/17	at Iona*	W, 61-53
12/29	vs. Union%	L, 66-65
12/30	vs. RPI%	W, 92-82
1/3	vs. Moravian&	W, 88-75
1/4	at East Stroudsburg&	L, 96-66
1/5	vs. Buffalo State&	L, 81-77
1/8	at Stonehill	W, 79-78
1/14	Utica	W, 97-78
1/22	at Merrimack	L, 97-94
1/26	St. Michael's	W, 120-74
1/29	Le Moyne*	L, 72-67
2/2	at St. Francis Brooklyn	L, 96-70
2/5	at Vermont	L, 89-64
2/7	at Maine	L, 69-56
2/12	at UAlbany	L, 72-56
2/15	Sacred Heart	L, 102-82
2/17	Hartwick	W, 90-88 (OT)
2/19	at Marist	W, 71-69
2/26	King's College (PA)	L, 82-69
2/29	at Saint Peter's	L, 85-72
3/4	at Le Moyne	L, 74-70
3/6	SUNY Potsdam	L, 86-80

NOTE: Culnan coached the first 19 games of the season, posting a 10-9 record. Keith coached the final seven games, posting a 2-5 record.
Home games played on campus at Gibbons Hall (Loudonville, NY)
*MECAA
%Capital City Tournament (Albany, NY)
&Pocono Classic (East Stroudsburg, PA)

1972-73 15-8 (X-X MECAA)

Home: 9-1 Away: 6-5 Neutral: 0-2
Head Coach: Bill Kirsch

12/2	at Seton Hall	W, 76-72
12/4	Merrimack	W, 91-76
12/7	at Clarkson	W, 82-67
12/9	SUNY Cortland	W, 96-69
12/13	at Scranton	W, 93-77
12/16	Iona!	W, 77-66
12/29	vs. UAlbany%	L, 81-71
12/30	vs. RPI%	L, 56-53
1/6	at St. Michael's	L, 118-106
1/10	St. Francis Brooklyn^	W, 98-74
1/13	Maine^	W, 90-83
1/16	at Hartwick	W, 78-76
1/20	at Utica	W, 97-80
1/23	at Sacred Heart	W, 76-73
1/27	at Le Moyne	L, 87-72
1/30	at SUNY Potsdam	L, 77-73
2/2	Assumption^	L, 97-91
2/10	UAlbany^	W, 78-75
2/14	Vermont	W, 103-77
2/17	Marist	W, 88-57
2/21	at FDU-Madison	L, 61-56
2/24	at King's (PA)	L, 83-65
3/3	Le Moyne!	W, 65-61

Home games played on campus at Gibbons Hall (Loudonville, NY)
^Home game played at the Washington Avenue Armory (Albany, NY)
*MECAA
%Capital City Tournament (Schenectady, NY)

1973-74 18-9 (3-2 MECAA)

Home: 10-1 Away: 5-7 Neutral: 3-1
Head Coach: Bill Kirsch
NCAA Division II Regional

12/4	at Iona*	L, 106-98 (OT)
12/8	at Assumption	L, 92-91
12/11	Utica	W, 85-75
12/13	Scranton*	W, 88-69
12/28	at UAlbany%	W, 86-76
12/29	vs. Union%	W, 82-68
1/12	at Merrimack	L, 90-81
1/15	Hartwick	W, 77-75
1/19	SUNY Potsdam	W, 90-80
1/22	Clarkson	W, 114-63
1/26	Le Moyne*	W, 101-79
1/29	Gannon	W, 99-84
1/31	at Georgetown	L, 70-56
2/2	Sacred Heart	W, 110-101
2/5	at Seton Hall	L, 77-73
2/7	at Vermont	W, 77-64
2/9	at UAlbany	L, 84-83
2/12	at St. Francis Brooklyn*	W, 85-79
2/13	at SUNY Cortland	W, 76-71
2/16	at Marist	W, 73-48
2/20	FDU-Madison	W, 82-54
2/25	St. Michael's	W, 124-110
2/28	King's College (PA)*	L, 82-79 (OT)
3/2	at Le Moyne	L, 87-81
3/4	vs. New Jersey City!	W, 87-64
3/8	vs. Hartwick\$	L, 81-72
3/9	vs. SUNY Potsdam\$	W, 82-74

Home games played at the Washington Avenue Armory (Albany, NY)
%Capital City Tournament (Albany, NY)
!NCAA Division II Eastern Regional Playoff (Troy, NY)
\$NCAA Division II Regional Tournament (Oneonta, NY)

1974-75 16-9 (1-4 MECAA)

Home: 12-1 Away: 4-8
Head Coach: Bill Kirsch

12/3	Iona	W, 88-75
12/6	SUNY Cortland	W, 62-49
12/7	at St. Michael's	W, 97-96
12/10	at Utica	W, 97-60
12/12	at Scranton*	L, 78-77
12/14	at Massachusetts	L, 78-64
12/27	UAlbany%	W, 104-80
12/28	Union%	W, 71-70
1/8	Bridgeport	W, 78-67
1/11	Merrimack	W, 109-85
1/14	at Hartwick	L, 83-77
1/18	Manhattan	L, 79-72
1/21	at SUNY Potsdam	W, 50-40
1/25	at Le Moyne*	L, 73-67
2/1	at Sacred Heart	W, 115-108
2/4	at Saint Francis (PA)	L, 113-99
2/8	UAlbany	W, 72-57
2/10	Marist	W, 103-87
2/13	St. Francis Brooklyn*	W, 96-77
2/15	at Gannon*	L, 82-74
2/17	Canisius	W, 103-88
2/20	at Saint Peter's	L, 99-96
2/22	at King's (PA)*	L, 70-67
2/27	Vermont	W, 93-86
3/1	Le Moyne	W, 92-74

Home games played on campus at the Alumni Recreation Center (Loudonville, NY)
*MECAA
%Capital City Tournament (Loudonville, NY)

1975-76 11-11 (3-1 MECAA)

Home: 6-3 Away: 4-8 Neutral: 1-0
Head Coach: Bill Kirsch

11/29	Scranton*	W, 79-64
12/2	at Iona	W, 75-68
12/6	at LIU	L, 79-76
12/8	at Buffalo	L, 103-94
12/10	Saint Peter's	L, 88-87
12/13	Utica	W, 95-72
1/3	at Union%	W, 69-64
1/4	vs. RPI%	W, 94-78
1/7	at Bridgeport	L, 84-76
1/10	at Merrimack	L, 95-84
1/13	Hartwick	W, 77-63
1/17	Manhattan	L, 105-89
1/24	Le Moyne*	W, 79-68
1/28	SUNY Potsdam	W, 97-69
1/31	at St. Francis Brooklyn	L, 81-76
2/3	at Canisius	L, 102-94
2/7	at UAlbany	W, 66-58
2/17	at Marist	W, 88-71
2/21	King's College (PA)*	W, 99-81
2/25	at Fairleigh Dickinson	L, 77-71
3/2	St. Michael's	L, 86-85
3/4	at Le Moyne	L, 81-77

Home games played on campus at the Alumni Recreation Center (Loudonville, NY)
*MECAA
%Capital City Tournament (Schenectady, NY)

YEAR-BY-YEAR RESULTS

Division I Era: 1976-Present

1976-77 9-15

Home: 4-6 Away: 4-9 Neutral: 1-0
Head Coach: Bill Kirsch

11/27	at Boston University	L, 100-88
12/1	Iona	W, 95-87 (OT)
12/4	at Drexel	L, 68-59
12/14	at Niagara	L, 64-63
12/22	at Cleveland State	L, 82-69
12/23	at Rider	L, 70-49
12/28	vs. RPI%	W, 88-52
12/29	at UAlbany%	W, 91-86
1/3	Northeastern&	L, 78-76
1/4	American&	L, 89-83
1/6	Buffalo	W, 87-76
1/8	Manhattan	L, 92-76
1/15	at Saint Peter's	L, 113-82
1/19	at Fairfield	L, 84-76
1/25	at Utica	W, 65-61
1/31	at Wagner	W, 78-61
2/3	UAlbany	L, 62-49
2/7	Canisius	W, 74-66
2/12	St. Francis Brooklyn	L, 77-74
2/15	Marist	W, 88-69
2/19	at LIU	W, 78-74
2/21	at St. Bonaventure	L, 98-76
2/24	at Hofstra	L, 96-88
2/26	Fairleigh Dickinson	L, 61-52

Home games played on campus at the Alumni Recreation Center (Loudonville, NY)

%Capital City Tournament (Albany, NY)

&Siena Invitational Tournament (Loudonville, NY)

1978-79 14-12 (X-X ECAC METRO)

Home: 11-4 Away: 1-8 Neutral: 2-0
Coach: Bill Kirsch

11/24	vs. New Hampshire%	W, 89-74
11/25	vs. Northeastern%	W, 75-70
11/30	Buffalo	W, 70-51
12/5	American International	W, 79-65
12/11	East Stroudsburg	L, 88-85
12/14	Fairleigh Dickinson	L, 88-85
12/23	Cleveland State	W, 99-91
12/30	at Maine	L, 89-75
1/5	Catholic&	W, 68-65
1/6	St. Francis Brooklyn&	L, 94-88
1/11	at Fairleigh Dickinson	L, 66-53
1/13	at Saint Peter's	W, 88-75
1/17	at #12 Syracuse	L, 144-92
1/20	Rider	W, 81-77
1/22	Marist	W, 82-69
1/24	at Wagner	L, 103-86
1/27	Northeastern	W, 77-67
1/31	St. Francis Brooklyn	W, 92-90 (OT)
2/3	Saint Francis (PA)	W, 102-87
2/6	at Boston University	L, 72-66
2/10	at Manhattan	L, 82-70
2/12	at LIU	L, 60-59
2/17	Univ. of Baltimore	W, 64-55
2/19	Iona	L, 70-68
2/21	Canisius	W, 83-77
2/24	at Niagara	L, 76-63

Home games played on campus at the Alumni Recreation Center (Loudonville, NY)

*ECAC Metro

%Brown Tip-Off Tournament (Providence, RI)

&Siena Invitational Tournament (Loudonville, NY)

1980-81 17-10 (5-3 ECAC METRO)

Home: 13-2 Away: 3-7 Neutral: 1-1
Head Coach: Bill Kirsch

11/29	New Jersey City	W, 68-60
12/3	Stony Brook Southampton	W, 94-66
12/6	at Maine	L, 87-65
12/10	Canisius	W, 68-57
12/13	St. Francis Brooklyn*	W, 59-57
12/23	Little Rock	W, 66-56
12/29	vs. St. Bonaventure%	L, 89-84
12/30	vs. Niagara%	W, 80-68
1/2	Colgate&	W, 80-77
1/3	Eastern Michigan&	W, 63-61
1/8	at Stetson	L, 80-71
1/10	at South Florida	L, 75-65
1/14	Niagara	W, 77-70
1/17	Cleveland State	W, 79-76 (OT)
1/20	at Vermont	L, 86-79
1/24	Iona*	W, 70-53
1/26	at Fairleigh Dickinson*	L, 74-69
1/31	Northeastern	L, 93-92 (OT)
2/2	at LIU*	L, 95-83
2/9	Marist	W, 85-74
2/12	Army West Point*	W, 60-51
2/14	at Manhattan*	W, 74-65
2/18	at Saint Peter's*	W, 81-68
2/21	at Wagner*	W, 75-70
2/26	at Colgate	W, 100-94
2/28	New Hampshire	W, 88-73
3/5	No. 6 seed Iona!	L, 64-48

Home games played on campus at the Alumni Recreation Center (Loudonville, NY)

*ECAC Metro

%Rochester Classic (Rochester, NY)

&Siena Invitational Tournament (Loudonville, NY)

!ECAC Metro Playoffs

Siena competed in the ECAC Metropolitan Conference from 1977-84

1977-78 13-10 (4-2 ECAC METRO)

Home: 10-3 Away: 3-6 Neutral: 0-1
Head Coach: Bill Kirsch

11/26	MCLA	W, 79-70
11/29	at Iona*	L, 90-83
12/2	at James Madison%	L, 89-75
12/3	vs. American%	L, 80-79
12/6	American International	W, 75-64
12/10	LIU*	W, 78-68 (OT)
12/12	at Buffalo	W, 79-78
12/22	Wagner*	W, 92-78
12/28	East Stroudsburg	W, 81-66
1/3	Oklahoma City&	W, 69-66
1/4	VMI&	L, 72-61
1/11	Niagara	L, 91-83
1/17	at Northeastern	L, 73-71
1/24	Utica	W, 94-80
1/28	Boston University	W, 108-81
2/1	at #18 Syracuse	W, 100-73
2/4	at St. Francis Brooklyn*	W, 100-90
2/6	at Saint Francis (PA)	L, 71-63
2/11	Manhattan*	L, 93-86
2/14	at Marist	W, 85-67
2/20	Drexel	W, 126-115 (3 OT)
2/22	at Canisius	L, 91-82
2/28	Saint Peter's*	W, 74-68

Home games played on campus at the Alumni Recreation Center (Loudonville, NY)

*ECAC Metro

%James Madison Tournament (Harrisonburg, VA)

&Siena Invitational Tournament (Loudonville, NY)

1979-80 14-14 (4-3 ECAC METRO)

Home: 12-5 Away: 2-8 Neutral: 0-1
Head Coach: Bill Kirsch

11/30	at Clemson%	L, 90-72
12/1	vs. Saint Louis%	L, 92-81
12/7	Monmouth	W, 92-84
12/10	East Stroudsburg	W, 87-78
12/12	Wagner*	L, 94-91 (OT)
12/22	Centenary	W, 86-82
12/28	at Univ. of Baltimore	W, 73-68 (OT)
1/4	Delaware&	W, 89-66
1/5	UNC Wilmington&	L, 66-62 (OT)
1/7	at St. Francis Brooklyn*	W, 84-65
1/9	CCNY	W, 67-57
1/14	Saint Peter's*	L, 51-47
1/16	Niagara	W, 88-68
1/19	at Cleveland State	L, 87-80
1/22	Boston University	L, 98-89
1/24	Stony Brook Southampton	W, 82-70
1/26	at Northeastern	L, 63-60 (OT)
1/30	LIU*	W, 82-64
2/2	Maine	L, 72-65
2/4	at #4 Syracuse	L, 99-64
2/6	at Canisius	L, 95-87
2/9	Manhattan*	W, 80-66
2/11	Marist	W, 87-73
2/16	Fairleigh Dickinson*	W, 76-72
2/18	at Iona*	L, 84-72
2/23	at New Hampshire	L, 72-70
2/28	LIU!	W, 80-78 (2 OT)
2/29	at Iona!	L, 76-70

Home games played on campus at the Alumni Recreation Center (Loudonville, NY)

*ECAC Metro

%IPTAY Tournament (Clemson, SC)

&Siena Invitational Tournament (Loudonville, NY)

!ECAC Metro Playoffs

1981-82 15-13 (8-7 ECAC METRO - SOUTH)

Home: 11-2 Away: 3-10 Neutral: 1-1
Head Coach: Bill Kirsch

11/28	Marist*	W, 72-68
12/2	at Northeastern	L, 88-79
12/5	at George Washington	L, 88-70
12/7	Maine	W, 69-66
12/12	at St. Francis Brooklyn*	L, 82-59
12/23	at Marist*	L, 72-64
12/29	at Florida Southern	L, 90-75
1/2	at South Florida	L, 51-49
1/5	Wagner*	W, 71-62
1/8	UC&	W, 57-52
1/9	UNC Wilmington&	W, 62-40
1/12	at LIU*	L, 87-77
1/16	at Fairleigh Dickinson*	L, 88-80
1/21	Robert Morris*	W, 59-43
1/23	Manhattan	W, 79-66
1/27	St. Francis Brooklyn*	W, 53-49
1/29	at Loyola (MD)*	W, 59-55
1/30	at Towson*	W, 64-62
2/6	at Wagner	L, 92-72
2/10	Fairleigh Dickinson*	L, 79-75
2/13	at Saint Francis (PA)*	W, 72-71
2/17	Colgate	W, 72-63
2/20	LIU*	L, 83-77
2/22	at Army West Point*	L, 77-71 (OT)
2/25	Univ. of Baltimore*	W, 83-61
2/27	Vermont	W, 76-73
3/5	vs. No. 6 seed Fairleigh Dickinson!	W, 85-81
3/6	vs. No. 2 seed LIU!	L, 94-84

Home games played on campus at the Alumni Recreation Center (Loudonville, NY)

*ECAC Metro-South

&Siena Invitational Tournament (Loudonville, NY)

!ECAC Metro Playoffs (Poughkeepsie, NY)

YEAR-BY-YEAR RESULTS

1982-83 12-16 (6-8 ECAC METRO)

Home: 9-4 Away: 3-12
Head Coach: John Griffin

11/27	Merrimack	W, 71-59
12/1	Northeastern	W, 56-49
12/4	at Army West Point	W, 65-49
12/7	at Boston University	L, 78-65
12/11	at Manhattan	L, 61-57
12/29	Delaware State&	L, 66-61
12/30	Utica&	W, 65-59
1/3	at Wake Forest	L, 70-55
1/6	at Saint Peter's	L, 69-53
1/12	Bloomfield	W, 69-62
1/15	Fairleigh Dickinson*	L, 94-91 (OT)
1/19	at Wagner*	W, 80-72
1/22	at Univ. of Baltimore	L, 80-61
1/26	LIU*	L, 50-47
1/29	at Marist*	L, 68-63
2/2	Loyola (MD)*	W, 64-57
2/5	Wagner*	W, 70-68
2/9	at Fairleigh Dickinson*	L, 91-85
2/12	Saint Francis (PA)*	W, 65-63
2/14	Fordham*	L, 70-54
2/16	at Vermont	L, 78-76 (OT)
2/19	St. Francis Brooklyn*	W, 72-64
2/23	at St. Francis Brooklyn*	L, 93-76
2/26	at LIU*	L, 95-82 (OT)
2/28	at Colgate	W, 52-50
3/2	Marist*	W, 66-64
3/5	at Robert Morris*	L, 86-72
3/9	at Marist!	L, 60-59

Home games played on campus at the Alumni Recreation Center (Loudonville, NY)

*ECAC Metro

&Siena Invitational Tournament (Loudonville, NY)

!ECAC Metro Playoffs

1983-84 15-13 (8-8 ECAC METRO)

Home: 12-4 Away: 2-8 Neutral: 1-1
Head Coach: John Griffin

11/25	at St. John's%	L, 73-40
11/26	vs. Rhode Island%	W, 63-54
11/29	DeSales	W, 88-59
12/3	at Fairleigh Dickinson*	L, 52-51
12/7	Vermont	W, 76-78
12/13	at Wagner*	L, 84-67
12/29	Dartmouth&	W, 61-52
12/30	Ohio&	L, 69-56
1/4	Dominican	W, 98-45
1/7	at St. Francis Brooklyn*	W, 74-73
1/10	Boston University	L, 83-69
1/13	Marist*	L, 67-62
1/16	at Fordham	L, 85-64
1/21	Loyola (MD)*	W, 74-71
1/23	Tufts	W, 98-61
1/26	at Robert Morris*	L, 71-53
1/28	at Saint Francis (PA)*	L, 78-67
2/1	Wagner*	W, 69-43
2/4	Fairleigh Dickinson*	L, 81-64
2/6	Suffolk	W, 75-42
2/8	at LIU*	L, 76-62
2/11	St. Francis Brooklyn*	W, 91-78
2/15	LIU*	W, 90-86
2/18	at Marist*	W, 65-62
2/25	at Loyola (MD)*	L, 82-62
3/1	Robert Morris*	W, 66-59
3/3	Saint Francis (PA)*	W, 67-65
3/8	vs. Fairleigh Dickinson!	L, 68-62

Home games played on campus at the Alumni Recreation Center (Loudonville, NY)

*ECAC Metro

%Joe Lapchick Tournament (Queens, NY)

&Siena Invitational Tournament (Loudonville, NY)

!ECAC Metro Playoffs (Poughkeepsie, NY)

Siena competed in the ECAC North Atlantic Conference from 1984-89

1984-85 22-7 (12-4 ECAC NORTH ATLANTIC)

Home: 15-2 Away: 7-5
Head Coach: John Griffin

11/24	East Stroudsburg	W, 110-64
11/27	Utica	W, 71-56
11/29	at Saint Joseph's	L, 56-43
12/3	at Lehigh	W, 71-67
12/8	at New Hampshire*	W, 73-66
12/11	Colgate*	W, 68-45
12/22	Fordham	L, 83-69
12/28	Delaware&	W, 94-69
12/29	Howard&	W, 64-62 (OT)
1/2	Army West Point	W, 84-67
1/5	at Canisius*	L, 80-71
1/9	at St. Francis Brooklyn	W, 67-60
1/12	Northeastern*	L, 88-68
1/14	Tufts	W, 86-51
1/21	at Maine*	W, 83-65
1/24	Niagara*	W, 75-66
1/28	at Boston University*	W, 66-59
2/2	New Hampshire*	W, 73-54
2/4	Vermont*	W, 60-59
2/6	at Niagara*	L, 72-64
2/9	Hartford	W, 81-66
2/12	at Colgate*	W, 74-54
2/16	Maine*	W, 77-63
2/20	Canisius*	W, 65-57
2/23	at Vermont*	W, 79-61
2/25	at Northeastern*	L, 72-63
3/2	Boston University*	W, 75-71
3/4	No. 6 seed Vermont!	W, 65-56
3/5	at No. 2 seed Northeastern!	L, 73-69

Home games played on campus at the Alumni Recreation Center (Loudonville, NY)

*ECAC North Atlantic

&Siena Invitational Tournament (Loudonville, NY)

!ECAC North Atlantic Tournament

1985-86 21-8 (12-6 ECAC NORTH ATLANTIC)

Home: 15-1 Away: 5-7 Neutral: 1-0
Head Coach: John Griffin

11/30	Lehigh	W, 71-57
12/3	at Utica	W, 51-50
12/5	Saint Joseph's	W, 69-53
12/8	at Maine*	W, 80-69
12/11	Niagara*	W, 61-55
12/21	Keene State	W, 79-56
12/27	Bucknell&	W, 83-65
12/28	Cornell&	W, 70-55
1/3	vs. Centenary%	W, 81-80
1/4	at Florida Southern%	L, 68-66
1/8	Canisius*	L, 74-52
1/11	Hartford*	W, 84-67
1/14	at New Hampshire*	W, 63-61
1/18	at Colgate*	W, 57-46
1/20	Boston University*	W, 76-67
1/23	at Vermont*	W, 81-69
1/28	at Hartford*	L, 69-63 (2 OT)
1/30	St. Francis Brooklyn	W, 64-56
2/6	at Niagara*	L, 84-81 (OT)
2/8	at Canisius*	L, 60-58 (OT)
2/12	Colgate*	W, 61-55 (OT)
2/15	Northeastern*	W, 71-65
2/19	at Northeastern*	L, 96-73
2/22	New Hampshire*	W, 91-72
2/25	Vermont*	W, 80-65
2/27	Maine*	W, 72-70
3/1	at Boston University*	L, 87-58
3/4	No. 5 seed Niagara!	W, 82-70
3/6	at No. 1 seed Northeastern!	L, 89-75


Home games played on campus at the Alumni Recreation Center (Loudonville, NY)

*ECAC North Atlantic

&Siena Invitational Tournament (Loudonville, NY)

%WLKF Classic (Lakeland, FL)

!ECAC North Atlantic Tournament



YEAR-BY-YEAR RESULTS

1986-87 17-12 (12-6 ECAC NORTH ATLANTIC)

Home: 11-3 Away: 6-9
Head Coach: Mike Deane

11/28	at Boston College	L, 66-56
11/30	Keene State	W, 108-92
12/2	Utica	W, 83-64
12/4	at Ohio State	L, 101-57
12/8	at Fairfield	L, 58-57
12/11	at Providence	L, 75-64
12/20	Quinnipiac	W, 88-67
12/27	Central Connecticut	W, 80-60
12/28	Saint Peter's &	L, 69-58 (OT)
1/2	Boston University*	W, 71-63
1/4	Canisius*	W, 73-59
1/7	Niagara*	L, 97-88
1/10	at Vermont*	W, 104-89
1/14	Vermont*	W, 96-70
1/17	at Northeastern*	L, 93-64
1/22	at Canisius*	L, 81-72
1/24	at Niagara*	L, 96-94
1/27	New Hampshire*	W, 70-58
1/31	Hartford*	W, 89-79
2/4	at Colgate*	W, 76-71
2/7	Colgate*	W, 71-54
2/12	at Maine*	W, 59-56
2/14	at New Hampshire*	W, 71-59
2/19	Maine*	W, 85-55
2/21	Northeastern*	L, 90-83
2/25	at Boston University*	L, 71-50
2/27	at Hartford*	W, 72-56
3/3	at No. 4 seed Canisius!	W, 67-65
3/5	at No. 1 seed Northeastern!	L, 89-79

Home games played on campus at the Alumni Recreation Center (Loudonville, NY)
 &Siena Invitational Tournament (Loudonville, NY)
 *ECAC North Atlantic
 !ECAC North Atlantic Tournament

1987-88 23-6 (16-2 ECAC NORTH ATLANTIC)

Home: 14-0 Away: 9-5 Neutral: 0-1
Head Coach: Mike Deane
ECAC North Atlantic Conference Regular-Season Champions
NIT First Round

11/27	at Fairleigh Dickinson	L, 77-69
11/30	at Wake Forest	W, 72-67
12/5	Le Moyne	W, 75-70
12/9	Fairfield	W, 91-77
12/12	at Marist	W, 87-66
12/28	Vermont*&	W, 113-74
12/29	Bowling Green&	W, 73-52
1/2	at #7 Syracuse	L, 123-72
1/6	Maine*	W, 93-76
1/9	at Northeastern*	W, 90-75
1/13	at Vermont*	W, 66-65
1/16	Colgate*	W, 94-50
1/20	Northeastern*	W, 86-72
1/23	at Maine*	W, 94-74
1/26	at Boston University*	L, 90-68
1/30	Hartford*	W, 83-64
2/3	Boston University*	W, 89-84
2/6	Brooklyn College	W, 93-68
2/9	at Niagara*	W, 91-68
2/13	Niagara*	W, 90-76
2/17	New Hampshire*	W, 95-66

2/19	at Hartford*	L, 80-63
2/21	at Central Connecticut	W, 84-79
2/24	at Canisius*	W, 85-70
2/27	at New Hampshire*	W, 98-81
3/2	Canisius*	W, 65-52
3/5	at Colgate*	W, 81-64
3/8	vs. No. 8 seed New Hampshire!	L, 70-63
3/17	at Boston College\$	L, 73-65


Home games played on campus at the Alumni Recreation Center (Loudonville, NY)
 *ECAC North Atlantic
 &Siena Invitational Tournament (Loudonville, NY)
 !ECAC North Atlantic Tournament (Hartford, CT)
 \$National Invitational Tournament

1988-89 25-5 (16-1 NAC)

Home: 10-0 Away: 12-4 Neutral: 3-1
Head Coach: Mike Deane
North Atlantic Conference Regular-Season Champions
North Atlantic Conference Tournament Champions
NCAA Tournament Second Round

11/26	at Bowling Green	L, 87-85
11/28	at Pittsburgh	W, 80-79
11/30	at #19 Florida	L, 71-67
12/3	at Le Moyne	W, 91-52
12/10	Marist	W, 110-91
12/12	Fairleigh Dickinson	W, 112-69
12/23	at Manhattan	W, 80-65
12/29	at Evansville	L, 79-66
1/4	Boston University*	W, 91-78
1/9	at Canisius*	W, 72-56
1/12	Niagara*	W, 101-76
1/14	at Vermont*	W, 69-58
1/19	Vermont*	W, 117-76
1/21	at Northeastern*	W, 92-67
1/25	Canisius*	W, 83-78
1/28	at Niagara*	W, 72-60
1/30	New Hampshire*	W, 90-72
2/4	Hartford*	W, 82-72
2/6	Colgate*	W, 109-54
2/13	at Brooklyn College	Canceled (Measles)
2/16	at Maine*^	W, 76-49
2/23	Maine*^	W, 92-82
2/25	Northeastern	Canceled (Measles)
2/27	at New Hampshire*^	W, 92-79
3/1	at Boston University^	L, 84-81 (OT)
3/3	at Hartford*^	W, 81-57
3/5	at Colgate*^	W, 100-58
3/7	vs. No. 8 seed Colgate!	W, 61-51
3/9	at No. 5 seed Hartford!	W, 81-57
3/11	vs. No. 2 seed Boston University!	W, 68-67
3/16	vs. No. 3 seed #13 Stanford\$	W, 80-78
3/18	vs. No. 11 seed Minnesota\$	L, 80-67

Home games played on campus at the Alumni Recreation Center (Loudonville, NY)
 *NAC
 ^Games played with no spectators due to the 1989 Measles Outbreak
 !NAC Tournament (Hartford, CT)
 \$NCAA Tournament East Regional First & Second Rounds (Greensboro, NC)



Siena has competed in the Metro Atlantic Athletic Conference (MAAC) from 1989-present

1989-90 16-13 (11-5, 2ND MAAC NORTH)

Home: 10-2 Away: 4-11 Neutral: 2-0
Head Coach: Mike Deane

11/24	at BYU	L, 83-62
11/28	at #18 Pittsburgh	L, 101-89
12/2	at Central Michigan	W, 89-83 (OT)
12/4	at Bowling Green	L, 136-91
12/8	Niagara*	W, 73-60
12/11	Canisius*	W, 87-76
12/23	at Evansville	L, 88-83
12/29	vs. American%	W, 79-71
12/30	vs. Radford%	W, 74-72
1/5	Hartford	L, 87-80
1/9	at #21 La Salle*	L, 106-90
1/11	at Loyola (MD)*	W, 66-60
1/16	at Fordham*	L, 82-65
1/18	Iona*	W, 79-59
1/20	Fairfield*	W, 63-57
1/23	at Saint Peter's*	W, 62-61
1/25	at Hartford	L, 63-61
1/27	Manhattan*	W, 101-71
1/30	at Creighton	L, 80-76
2/3	Army West Point*	W, 81-79
2/6	at Holy Cross*	L, 103-76
2/8	at Canisius*	L, 73-70
2/10	at Niagara*	W, 74-65
2/15	Holy Cross*	W, 101-91
2/17	Fordham*	W, 80-77
2/20	at Army West Point*	L, 71-69
2/26	Le Moyne	W, 90-76
3/3	North No. 6 seed Canisius!	W, 71-53
3/4	South No. 1 seed #13 La Salle!	L, 106-90

Home games played on campus at the Alumni Recreation Center (Loudonville, NY)
 *MAAC
 %Holiday Inn/Naismith Classic (Springfield, MA)
 !MAAC Tournament (Albany, NY)

YEAR-BY-YEAR RESULTS

1990-91 25-10 (12-4, T-1ST MAAC)

Home: 14-5 Away: 9-4 Neutral: 2-1
Head Coach: Mike Deane
MAAC Regular-Season Co-Champions
NIT Quarterfinals

11/23	vs. #18 Virginia%	L, 80-77
11/24	vs. Nevada%	W, 93-75
11/25	vs. UC Irvine%	W, 119-108
11/28	#13 Pittsburgh^	L, 82-80
12/4	at Marist	W, 89-66
12/9	at Hartford	W, 73-63
12/10	at Western Michigan	L, 87-71
12/22	at Brooklyn College	W, 78-59
12/30	Bowling Green	W, 85-78
1/2	Evansville^	W, 89-69
1/5	Niagara*	W, 96-80
1/7	Saint Peter's*	W, 81-60
1/11	Loyola (MD)*	W, 76-42
1/14	Iona*	L, 90-75
1/16	Hartford	W, 54-51
1/19	at Saint Peter's*	L, 79-58
1/21	at La Salle*	L, 67-64
1/24	Manhattan*	W, 90-55
1/26	at Fairfield*	W, 77-55
1/28	at Loyola (MD)*	L, 63-57
1/31	Canisius*	W, 90-57
2/3	Creighton^	L, 85-78
2/6	Central Michigan	W, 65-52
2/9	at Iona*	W, 87-80
2/12	at Niagara*	W, 87-68
2/14	at Le Moyne	W, 88-75
2/18	at Canisius*	W, 87-67
2/20	La Salle*	W, 93-76
2/23	at Manhattan*	W, 76-69
2/25	Fairfield*	W, 97-63
3/2	No. 9 seed Canisius!	W, 61-54
3/3	No. 4 seed Iona!	L, 95-90 (OT)
3/14	Fairleigh Dickinson\$	W, 90-85
3/19	South Carolina\$	W, 63-58
3/21	Massachusetts\$	L, 82-80 (OT)

Home games played on campus at the Alumni Recreation Center (Loudonville, NY)

*MAAC

%Great Alaska Shootout (Anchorage, AK)

^Home Game played at Knickerbocker Arena (Albany, NY)

!MAAC Tournament (Albany, NY)

\$National Invitational Tournament (Albany, NY)

1991-92 19-10 (11-5, 3RD MAAC)

Home: 11-4 Away: 7-5 Neutral: 1-1
Head Coach: Mike Deane

11/22	at Massachusetts	L, 94-59
11/29	Fordham^	L, 90-64
12/2	Marist	W, 80-63
12/4	Le Moyne	W, 81-62
12/7	at La Salle*	W, 68-65
12/10	Western Michigan	L, 63-59
12/12	Hartford	W, 76-58
12/22	at Creighton	W, 71-60
12/27	vs. Stanford%	L, 94-72
12/28	vs. Austin Peay%	W, 93-89 (OT)
1/2	Loyola (MD)*	W, 82-66
1/5	Canisius*	W, 95-90 (OT)
1/7	at Northeastern	W, 70-64
1/9	at Loyola (MD)*	L, 76-68
1/11	at UNC Greensboro	W, 80-61
1/15	at Fairfield*	W, 65-63
1/18	Manhattan*	L, 81-66
1/22	at Iona*	L, 65-62



1/25	at Saint Peter's*	W, 69-67
1/30	Fairfield*	W, 77-53
2/2	La Salle*^	W, 77-64
2/9	Saint Peter's*	W, 79-52
2/13	at Niagara*	L, 73-66
2/15	at Canisius*	W, 92-76
2/22	Iona*	W, 71-64
2/26	at Manhattan*	L, 80-68
2/29	Niagara*	W, 63-61
3/7	No. 6 seed Niagara!	W, 83-57
3/8	No. 2 seed La Salle!	L, 84-71

Home games played on campus at the Alumni Recreation Center (Loudonville, NY)

*MAAC

^Home game played at Knickerbocker Arena (Albany, NY)

%Oldsmobile Spartan Classic (East Lansing, MI)

!MAAC Tournament (Albany, NY)

1992-93 16-13 (8-6, 4TH MAAC)

Home: 8-6 Away: 8-7
Head Coach: Mike Deane

11/18	at #9 Florida State\$	L, 89-80
12/1	at Marist	W, 62-60
12/5	at Holy Cross%	L, 96-95 (OT)
12/8	#23 Massachusetts^	L, 70-58
12/12	at Hartford	W, 74-70 (OT)
12/23	Creighton^	W, 69-56
12/28	Le Moyne	W, 83-56
12/30	at Kent State	W, 72-68
1/3	Northeastern	L, 69-60
1/6	at Fordham	W, 70-68
1/9	UNC Greensboro	W, 102-70
1/14	at Richmond	L, 69-67
1/16	at VCU	L, 57-42
1/21	at Fairfield*	L, 59-56
1/23	Loyola (MD)*	W, 74-57
1/27	at Manhattan*	L, 64-62
1/29	Saint Peter's*	W, 57-52
2/2	Canisius*	W, 70-42
2/4	at Saint Peter's*	W, 64-51

2/10	at Loyola (MD)*	W, 71-57
2/13	Iona*	L, 88-83
2/17	Niagara*	L, 85-77 (2 OT)
2/20	Manhattan*^	W, 84-76
2/22	Fairfield*	L, 64-59
2/24	at Iona*	L, 96-90
2/27	at Canisius*	W, 74-67
3/1	at Niagara*	W, 83-78
3/5	No. 5 seed Fairfield!	W, 70-61
3/6	No. 1 seed Manhattan!	L, 71-70

Home games played on campus at the Alumni Recreation Center (Loudonville, NY)

^Home game played at Knickerbocker Arena (Albany, NY)

*MAAC

\$Preseason NIT

%ECAC Challenge

!MAAC Tournament (Albany, NY)

1993-94 25-8 (10-4, 3RD MAAC)

Home: 14-3 Away: 9-4 Neutral: 2-1
Head Coach: Mike Deane
NIT Third Place

11/26	at Boise State%	L, 82-80
11/27	vs. Stephen F. Austin%	W, 78-63
12/1	at Marist	W, 63-60
12/4	Holy Cross&^	W, 91-73
12/6	Marist	W, 78-66
12/8	at Wagner	W, 81-79 (OT)
12/11	VCU^	L, 93-70
12/13	at Hartford	W, 83-79
12/28	Kent State	W, 78-53
1/3	at Northeastern	W, 86-71
1/5	Canisius*	W, 91-72
1/8	Richmond^	W, 88-57
1/13	at Manhattan*	L, 79-67
1/15	at Loyola (MD)*	W, 77-72
1/17	Niagara*	W, 88-74
1/22	at Texas A&M	W, 73-62
1/24	Fairfield*	W, 77-58
1/28	Manhattan*^	L, 98-73
1/31	at Iona*	W, 94-90
2/5	at Fairfield*	W, 81-64
2/9	Loyola (MD)*	W, 88-78
2/12	Saint Peter's*	W, 79-56
2/17	Iona*	W, 108-67
2/19	at Niagara*	L, 82-78
2/21	at Canisius*	L, 99-90 (OT)
2/27	at Saint Peter's*	W, 71-44
3/5	No. 6 seed Fairfield!	W, 84-73
3/6	No. 2 seed Manhattan!	L, 68-65
3/16	Georgia Tech\$	W, 76-68
3/22	Tulane\$	W, 89-68
3/24	Bradley@\$	W, 75-62
3/28	vs. Villanova#\$	L, 66-58
3/30	vs. Kansas State#\$	W, 92-79

Home games played on campus at the Alumni Recreation Center (Loudonville, NY)

^Home game played at Knickerbocker Arena (Albany, NY)

@Home game played at Glens Falls Civic Center (Glens Falls, NY)

*MAAC

%Boise State Tournament (Boise, ID)

&ECAC Challenge

!MAAC Tournament (Albany, NY)

\$National Invitational Tournament

#Madison Square Garden (New York, NY)

YEAR-BY-YEAR RESULTS

1994-95 8-19 (5-9, 6TH MAAC)

Home: 5-7 Away: 2-11 Neutral: 1-1
Head Coach: Bob Beyer

11/26	Wagner	W, 81-73
12/2	vs. Northwestern%	L, 79-70
12/3	vs. Milwaukee%	W, 75-58
12/7	Northeastern	L, 84-64
12/10	at Marist	L, 81-59
12/12	Hartford	L, 83-60
12/22	at Holy Cross	L, 84-79
12/28	at Kent State	L, 86-79
1/3	at Jacksonville	L, 61-57
1/5	at Bethune-Cookman	W, 86-85
1/7	at William & Mary	L, 72-52
1/9	Fairfield*	L, 59-58
1/14	Saint Peter's*	L, 72-68
1/19	Iona*	W, 100-81
1/21	Manhattan*^	L, 66-61
1/24	Texas A&M	L, 76-70
1/28	at Canisius*	L, 60-53
1/30	at Loyola (MD)*	L, 82-77
2/2	at Fairfield*	L, 74-66
2/7	Canisius*	W, 62-59
2/11	at Saint Peter's*	L, 69-67
2/14	Niagara*	W, 97-84
2/18	at Manhattan*&	L, 67-54
2/19	at Iona*	W, 115-103
2/24	Loyola (MD)*	W, 88-81
2/26	at Niagara*	L, 67-65
3/4	No. 3 seed Saint Peter's!	L, 53-45

Home games played on campus at the Alumni Recreation Center (Loudonville, NY)

^Home game played at Knickerbocker Arena (Albany, NY)

*MAAC

%Marquette First Bank Classic (Milwaukee, WI)

&Road game played at Madison Square Garden (New York, NY)

!MAAC Tournament (Albany, NY)

1995-96 5-22 (1-13, 8TH MAAC)

Home: 4-10 Away: 1-10 Neutral: 0-2
Head Coach: Bob Beyer

11/24	vs. UC Irvine%	L, 87-70
11/25	vs. Niagara%	L, 68-51
11/28	Bethune-Cookman	W, 74-69
12/2	at Rhode Island	L, 98-58
12/6	Marist	L, 49-47
12/9	Kent State	W, 69-59
12/13	at Hartford	W, 76-70
12/23	Jacksonville^	L, 89-76
12/30	at Wagner	L, 80-66
1/3	Rider^	L, 73-53
1/6	Holy Cross^	W, 83-78
1/10	Loyola (MD)*	W, 77-62
1/19	Niagara*	L, 52-50
1/21	Fairfield*	L, 60-47
1/25	at Manhattan*	L, 61-40
1/27	Saint Peter's*^	L, 68-51
1/30	at Iona*	L, 70-59
2/3	at Colgate	L, 101-84
2/8	Canisius*^	L, 60-55
2/10	at Saint Peter's*	L, 88-74
2/15	Manhattan*^	L, 66-64
2/17	at Canisius*	L, 60-55
2/19	at Niagara*	L, 79-77
2/22	Iona*	L, 66-62
2/25	at Fairfield*	L, 66-57
2/27	at Loyola (MD)*	L, 67-53
3/2	No. 1 seed Iona!	L, 71-59

Home games played on campus at the Alumni Recreation Center (Loudonville, NY)

^Home game played at Knickerbocker Arena (Albany, NY)

*MAAC

%Lapchick Tournament (Queens, NY)

!MAAC Tournament (Albany, NY)

1996-97 9-18 (4-10, 7TH MAAC)

Home: 5-7 Away: 3-11 Neutral: 1-0
Head Coach: Bob Beyer

11/23	Rhode Island^	L, 91-57
11/30	at Rider	W, 86-81
12/5	vs. Stephen F. Austin%	W, 72-64
12/6	at #9 Iowa State%	L, 64-54
12/10	Hartford	L, 75-74
12/22	Marist^	W, 95-62
12/30	Wagner	W, 80-62
1/2	at Saint Peter's*	L, 60-58
1/4	Colgate^	L, 93-81
1/8	at Holy Cross	W, 95-78
1/12	Iona*	L, 91-58
1/15	at Loyola (MD)*	L, 85-76
1/18	at Youngstown State	L, 70-65
1/20	Fairfield*^	W, 66-58
1/23	at Yale	L, 64-46
1/26	at Fairfield	L, 74-64
1/29	Saint Peter's*^	L, 61-52
1/31	at Niagara*	L, 81-63
2/2	at Canisius*	L, 61-49
2/6	at Davidson	L, 73-64
2/10	Manhattan*^	L, 65-64
2/13	Niagara*^	W, 75-62
2/15	Canisius*	W, 61-57
2/18	Loyola (MD)*	L, 75-55
2/21	at Manhattan*	W, 56-39
2/23	at Iona*	L, 64-58
3/1	at No. 2 seed Canisius!	L, 84-44

Home games played on campus at the Alumni Recreation Center (Loudonville, NY)

^Home game played at Knickerbocker Arena (Albany, NY)

*MAAC

%Iowa State Cyclone Challenge (Ames, IA)

!MAAC Tournament (Buffalo, NY)

MVP Arena – previously known as Knickerbocker Arena (1990-97), Pepsi Arena (1997-07), and Times Union Center (2007-21) – began serving as Siena's full-time home beginning with the 1997-98 season

1997-98 17-12 (10-8, 3RD MAAC)

Home: 14-3 Away: 3-7 Neutral: 0-2
Head Coach: Paul Hewitt

11/14	vs. Delaware%	L, 77-73
11/15	vs. Howard%	L, 93-86
11/22	at Northwestern	W, 86-84
11/29	Yale	W, 82-70
12/4	at Niagara*	W, 76-65
12/6	Canisius*	L, 73-72
12/22	Holy Cross	W, 105-69
12/30	at St. Bonaventure	L, 82-57
1/3	Colgate	W, 92-88
1/8	Davidson	W, 103-89
1/10	Niagara*	W, 88-68
1/14	at Loyola (MD)*	W, 92-79
1/17	Rider*	W, 78-69
1/19	Fairfield*	L, 60-59
1/22	at Saint Peter's*	L, 69-68
1/24	at Manhattan*	L, 83-79
1/27	Marist*	W, 75-73
1/29	Saint Peter's*	W, 85-83

2/1	at Iona*	L, 83-82
2/4	at Canisius*	L, 94-92
2/7	at Marist*	W, 78-68
2/11	Iona*	W, 104-92
2/15	Loyola (MD)*	W, 103-102
2/17	at Fairfield*	L, 92-84
2/20	Manhattan*	W, 89-72
2/22	at Rider*	L, 102-90
2/28	No. 6 seed Canisius!	W, 87-83 (OT)
3/1	No. 7 seed Manhattan!	W, 77-71
3/2	No. 1 seed Iona!	L, 90-75

*MAAC

%Red Auerbach Colonial Classic (Washington D.C.)

!MAAC Tournament (Albany, NY)

1998-99 25-6 (13-5, T-1ST MAAC)

Home: 13-1 Away: 8-4 Neutral: 4-1
Head Coach: Paul Hewitt

MAAC Regular-Season Co-Champions

MAAC Tournament Champions

NCAA Tournament First Round

11/14	Bethune-Cookman	W, 83-77
11/21	at Hartford	W, 86-69
11/24	St. Bonaventure	W, 86-67
12/2	Loyola (MD)*	W, 96-88
12/4	at Marist*	L, 93-87
12/8	at Colgate	W, 94-80
12/12	Fairleigh Dickinson%	W, 87-79
12/23	George Washington	W, 106-99
12/29	vs. Eastern Michigan&	W, 71-70
12/30	at Pepperdine&	W, 85-76
1/2	at Niagara*	L, 95-84
1/5	Quinnipiac	W, 107-90
1/10	Canisius*	W, 79-78
1/12	at Fairfield*	W, 96-82
1/14	Saint Peter's*	W, 84-72
1/18	Rider*	W, 86-84 (OT)
1/21	at Loyola (MD)*	W, 86-78
1/24	Iona*	W, 88-74
1/30	Marist*	W, 84-78
2/1	Fairfield*	W, 95-80
2/4	at Canisius*	L, 100-90 (2 OT)
2/6	at Manhattan*	W, 74-58
2/8	Niagara*	L, 86-82
2/11	Manhattan*	W, 92-75
2/14	at Rider*	W, 81-74
2/19	at Saint Peter's*	W, 98-87
2/21	at Iona*	L, 97-80
2/27	vs. No. 7 seed Rider!	W, 101-73
2/28	vs. No. 6 seed Marist!	W, 56-55
3/1	vs. No. 5 seed Saint Peter's!	W, 82-67
3/11	vs. No. 4 seed #17 Arkansas\$	L, 94-80

*MAAC

%Desmond Conference Challenge

&Sparklets Invitational (Malibu, CA)

!MAAC Tournament (Buffalo, NY)

\$NCAA Tournament West Regional First Round (Denver, CO)

YEAR-BY-YEAR RESULTS

1999-00 24-9 (15-3, 1ST MAAC)

Home: 16-2 Away: 8-5 Neutral: 0-2
Head Coach: Paul Hewitt
MAAC Regular-Season Champions
NIT Second Round

11/16	Davidson%	W, 89-79
11/18	at Notre Dame%	L, 107-96
11/22	Hartford	W, 82-75
11/28	Bethune-Cookman	W, 82-71
12/2	at Rider*	W, 91-79
12/4	Saint Peter's*	W, 99-91
12/8	Colgate	W, 82-71
12/11	at George Washington	W, 94-91
12/27	vs. Fordham&	L, 99-91
12/28	vs. Rutgers&	L, 86-74
1/2	at Louisiana	L, 71-54
1/6	Manhattan*	W, 87-84
1/8	at Fairfield*	W, 88-83
1/11	Rhode Island	W, 93-72
1/15	Canisius*	W, 89-77
1/17	Niagara*	W, 99-78
1/21	at Loyola (MD)*	L, 71-63
1/24	Iona*	L, 96-92
1/27	Rider*	W, 98-88
1/29	at Canisius*	W, 84-75
1/31	at Niagara*	W, 90-69
2/4	at Manhattan*	W, 89-80
2/10	Loyola (MD)*	W, 100-67
2/13	Marist*	W, 91-81
2/19	at Iona*	W, 94-89
2/21	at Saint Peter's*	W, 95-72
2/24	Fairfield*	W, 88-84
2/27	at Marist*	L, 70-67
3/4	No. 8 seed Canisius!	W, 82-71
3/5	No. 5 seed Niagara!	W, 90-88
3/6	No. 2 seed Iona!	L, 84-80
3/16	Massachusetts\$	W, 66-65
3/20	at Penn State\$	L, 105-103

*MAAC
 %Preseason NIT
 &ECAC Holiday Festival (New York, NY)
 !MAAC Tournament (Albany, NY)
 \$Postseason NIT

2000-01 20-11 (12-6, 1-1ST MAAC)

Home: 11-2 Away: 7-8 Neutral: 2-1
Head Coach: Louis Orr
MAAC Regular-Season Co-Champions

11/21	Radford	W, 67-59 (OT)
11/24	vs. TCU!	L, 111-91
11/25	at Hawaii Pacific%	W, 79-73
11/26	vs. Duquesne%	W, 91-89
12/2	Cleveland State	W, 84-79
12/5	at Hartford	W, 87-82
12/7	Saint Peter's*	W, 89-68
12/10	at Marist*	L, 62-58
12/13	at St. Bonaventure	L, 99-85
12/23	Fordham	W, 107-91
12/28	at Rhode Island	L, 81-77
1/2	at Dayton	L, 87-67
1/4	Loyola (MD)*	W, 82-59
1/7	at Niagara*	L, 104-83
1/10	at Canisius*	L, 95-77
1/13	Rice	W, 76-52
1/15	Iona*	W, 100-71
1/19	at Saint Peter's*	W, 80-77
1/21	Canisius*	W, 89-82 (OT)
1/25	Manhattan*	L, 82-72
1/28	Fairfield*	W, 71-53
2/1	at Rider*	W, 94-54

2/4	at Manhattan*^	L, 56-51
2/8	at Loyola (MD)*	W, 65-56
2/11	Rider*	W, 69-62 (OT)
2/16	at Fairfield*	W, 65-46
2/18	at Iona*	W, 81-79
2/21	Marist*	W, 63-54
2/24	Niagara*	L, 69-65
3/3	vs. No. 7 seed Manhattan!	W, 79-76
3/4	at No. 2 seed Canisius!	L, 73-64

*MAAC
 %Hawaii Pacific Thanksgiving Classic (Honolulu, HI)
 ^Road game played at Madison Square Garden (New York, NY)
 !MAAC Tournament (Buffalo, NY)

2001-02 17-19 (9-9, 7TH MAAC)

Home: 12-5 Away: 3-11 Neutral: 2-3
Head Coach: Rob Lanier
MAAC Tournament Champions
NCAA Tournament First Round

11/16	at Providence	L, 79-54
11/19	vs. Austin Peay%	W, 62-44
11/20	vs. #15 Oklahoma State%	L, 82-64
11/21	vs. Northwestern State%	L, 99-91 (2 OT)
11/24	at Fordham	L, 78-69
11/27	UAlbany	W, 60-48
12/1	at Cleveland State	L, 83-66
12/4	Toledo	L, 64-61
12/6	at Marist*	L, 77-69
12/8	Niagara*	W, 77-65
12/11	Hartford	W, 68-52
12/20	St. Bonaventure	L, 78-74
12/29	at Rice	L, 71-60
12/31	at Xavier	L, 68-59
1/3	at Iona*	W, 79-70 (OT)
1/5	Rider*	W, 64-63
1/10	at Loyola (MD)*	W, 82-76 (3 OT)
1/13	Saint Peter's*	W, 73-59
1/17	Manhattan*	L, 69-64
1/19	at Canisius*	L, 76-68
1/21	Iona*	W, 79-71
1/26	at Niagara*	L, 74-73
1/28	Canisius*	W, 63-43
2/5	at Manhattan*	L, 75-70 (OT)
2/7	Loyola (MD)*	W, 68-58
2/10	at Fairfield*	L, 79-72
2/14	at Saint Peter's*	W, 73-55
2/16	Fairfield*	L, 60-57
2/20	at Rider*	L, 62-56
2/23	Marist*	L, 60-57
3/1	No. 10 seed Saint Peter's!	W, 77-66
3/2	No. 2 seed Marist!	W, 82-76
3/3	No. 6 seed Fairfield!	W, 83-63
3/4	No. 4 seed Niagara!	W, 92-77
3/12	vs. No. 16 seed Alcorn State^	W, 81-77
3/15	vs. No. 1 seed #4 Maryland\$	L, 85-70

*MAAC
 %Las Vegas Classic (Las Vegas, NV)
 !MAAC Tournament (Albany, NY)
 ^NCAA Tournament Opening Round Game (Dayton, OH)
 \$NCAA Tournament East Regional First Round (Washington, DC)

2002-03 21-11 (12-6, 3RD MAAC)

Home: 11-6 Away: 8-4 Neutral: 2-1
Head Coach: Rob Lanier
NIT Second Round

11/22	UAlbany	W, 79-75
11/27	at Fordham	W, 78-69
11/30	Northern Iowa	W, 68-59
12/3	at Toledo	L, 59-55
12/7	Canisius*	W, 71-63
12/9	at Saint Peter's*	W, 81-63
12/21	Delaware	L, 87-78
12/23	#21 Xavier	L, 96-88
12/29	vs. Loyola Marymount%	W, 79-71
12/30	at Montana State%	W, 71-58
1/4	Providence	W, 89-81
1/7	at Manhattan*	L, 82-66
1/10	Iona*	W, 65-55
1/14	at Niagara*	W, 78-73
1/16	at Canisius*	L, 84-77
1/20	Fairfield*	L, 80-71
1/23	Loyola (MD)*	W, 81-65
1/26	at Marist*	W, 81-68
1/30	at Rider*	W, 74-71
2/1	Marist*	L, 79-74
2/3	Rider*	L, 87-77
2/9	at Iona*	L, 65-64
2/11	at Loyola (MD)*	W, 75-58
2/18	Niagara*	W, 84-71
2/23	at Rider*	W, 72-61
2/27	Manhattan*	W, 72-68
3/1	Saint Peter's*	W, 100-69
3/8	vs. No. 6 seed Marist!	W, 70-68
3/9	vs. No. 2 seed Fairfield!	L, 67-63
3/18	Villanova\$	W, 74-59
3/23	Western Michigan\$	W, 68-62
3/25	UAB\$	L, 80-71

*MAAC
 %Holiday Stores Big R Classic (Bozeman, MT)
 !MAAC Tournament (Trenton, NJ)
 \$NIT (Albany, NY)



YEAR-BY-YEAR RESULTS

2003-04 14-16 (9-9, 6TH MAAC)

Home: 9-7 Away: 5-9
Head Coach: Rob Lanier

11/21	UAlbany	W, 71-50
11/25	Fordham	W, 77-59
11/29	at Duquesne	W, 78-68
12/2	Monmouth	L, 89-76
12/4	at Marist*	L, 67-65
12/6	Niagara*	L, 86-81
12/10	Toledo	L, 95-71
12/20	at #19 Syracuse	L, 74-61
12/23	at Delaware	L, 85-59
12/28	at Providence	L, 73-66
12/30	at Northern Iowa	L, 82-70
1/3	Manhattan*	L, 72-50
1/6	Saint Peter's*	L, 82-67
1/13	at Loyola (MD)*	W, 81-59
1/15	at Rider*	W, 71-66
1/19	Iona*	W, 74-71
1/23	at Niagara*	L, 62-58
1/25	at Canisius*	W, 63-59
1/29	Rider*	L, 78-71
1/31	at Fairfield*	L, 91-80
2/3	at Saint Peter's*	L, 68-59
2/7	at Iona*	W, 61-60
2/12	Loyola (MD)*	W, 77-67
2/15	at Manhattan*	W, 79-62
2/21	Marist*	W, 71-65
2/26	Canisius*	W, 78-62
2/28	Fairfield*	W, 60-58
3/5	No. 9 seed Marist!	W, 73-64
3/6	No. 3 seed Fairfield!	W, 66-63 (2 OT)
3/7	No. 2 seed Niagara!	L, 79-74

*MAAC
!MAAC Tournament (Albany, NY)

2004-05 6-24 (4-14, 10TH MAAC)

Home: 3-10 Away: 3-10 Neutral: 0-4
Head Coach: Rob Lanier

11/17	vs. Oregon State%	L, 69-67
11/18	vs. Pepperdine%	L, 87-72
11/19	vs. New Orleans%	L, 81-73
11/23	UAlbany	L, 86-65
11/27	#4 Syracuse	L, 78-56
12/5	at Winthrop	L, 67-58
12/9	at Manhattan*	L, 85-70
12/11	Iona*	W, 59-56
12/14	at Youngstown State	W, 79-78 (4 OT)
12/23	at Fordham	L, 69-59
12/28	Vermont	L, 77-52
1/2	at Monmouth	W, 60-59
1/7	at Marist*	L, 77-66
1/12	Fairfield*	L, 77-66
1/15	Pennsylvania	L, 89-62
1/17	Canisius*	L, 84-80 (OT)
1/22	at Fairfield*	L, 80-58
1/24	at Saint Peter's*	L, 62-59
1/27	Niagara*	L, 74-59
1/29	at Rider*	L, 67-47
2/1	Manhattan*	W, 68-66
2/5	at Canisius*	L, 65-57
2/7	at Niagara*	L, 81-66
2/10	Loyola (MD)*	L, 68-65
2/15	Saint Peter's*	L, 80-76
2/18	Marist*	L, 61-55
2/20	Rider*	W, 78-69
2/24	at Loyola (MD)*	W, 67-55
2/26	at Iona*	L, 75-72
3/4	vs. No. 5 seed Iona!	L, 68-51

*MAAC
%BCA Classic (Raleigh, NC)
!MAAC Tournament (Buffalo, NY)

2005-06 15-13 (10-8, 4TH MAAC)

Home: 10-4 Away: 5-9
Head Coach: Fran McCaffery

11/21	at Pennsylvania	L, 82-77
11/25	at #17 Syracuse	L, 96-77
11/28	Fordham	W, 64-54
12/1	Holy Cross	W, 68-63
12/3	UAlbany	W, 82-74 (OT)
12/9	at Niagara*	W, 76-74
12/11	at Canisius*	L, 67-50
12/23	at UMass	L, 78-69
12/28	Youngstown State	W, 75-69
1/2	at Vermont	W, 76-65
1/5	at Fairfield*	L, 81-79
1/7	Rider*	W, 85-62
1/13	Marist*	L, 85-77
1/15	at Manhattan*	L, 77-74
1/19	Saint Peter's*	W, 77-69
1/22	Canisius*	W, 76-55
1/24	Iona*	L, 85-78
1/28	at Marist*	L, 82-75
1/30	Manhattan*	L, 63-58
2/2	at Loyola (MD)*	W, 89-83
2/4	at Saint Peter's*	L, 81-63
2/7	Fairfield*	W, 58-47
2/12	at Rider*	W, 92-73
2/14	Loyola (MD)*	W, 85-69
2/18	at Hofstra%	L, 76-62
2/23	at Iona*	W, 82-76
2/25	Niagara*	W, 98-92 (2 OT)
3/4	No. 5 seed Saint Peter's!	L, 63-62

*MAAC
%Bracketbusters
!MAAC Tournament (Albany, NY)

2006-07 20-12 (12-6, 4TH MAAC)

Home: 10-4 Away: 8-7 Neutral: 2-1
Coach: Fran McCaffery

11/11	at Stanford	L, 92-72
11/18	at Holy Cross	L, 65-57
11/22	at Dartmouth	W, 83-69
11/27	at NJIT	W, 64-40
11/29	Hofstra	L, 84-80
12/2	UAlbany	W, 76-75 (2 OT)
12/6	Niagara*	W, 81-69
12/9	Rider*	W, 87-79
12/23	at Buffalo	L, 69-64
12/28	Tennessee State	W, 81-69
12/31	at Maryland	L, 94-75
1/3	at Canisius*	W, 78-60
1/5	at Niagara*	W, 92-81
1/9	Loyola (MD)*	L, 94-87 (OT)
1/11	Canisius*	W, 70-48
1/15	Marist*	L, 84-75 (OT)
1/19	Fairfield*	L, 72-67
1/21	at Manhattan*	W, 80-69
1/23	NJIT	W, 87-63
1/27	at Rider*	L, 84-78
1/29	at Loyola (MD)*	L, 72-71
2/1	Iona*	W, 61-60
2/4	Saint Peter's*	W, 66-50
2/9	at Iona*	W, 71-53
2/11	at Saint Peter's*	W, 82-65
2/14	at Fairfield*	W, 69-64
2/17	James Madison%	W, 77-66
2/22	Manhattan*	W, 78-61
2/24	at Marist*	L, 98-88 (OT)
3/3	vs. No. 5 seed Manhattan!	W, 75-72
3/4	vs. No. 1 seed Marist!	W, 86-78
3/5	vs. No. 2 seed Niagara!	L, 83-79

*MAAC
%Bracketbusters
!MAAC Tournament (Bridgeport, CT)



2007-08 23-11 (13-5, T-1ST MAAC)

Home: 13-4 Away: 8-6 Neutral: 2-1
Head Coach: Fran McCaffery

MAAC Regular-Season Co-Champions
MAAC Tournament Champions
NCAA Tournament Second Round

11/9	at James Madison	L, 100-88
11/12	at Syracuse%	L, 97-89
11/13	vs. Fairleigh Dickinson%	W, 88-66
11/17	#20 Stanford	W, 79-67
11/25	at Cornell	L, 83-77
12/1	UAlbany	W, 75-71
12/7	at Fairfield*	W, 74-61
12/9	Iona*	W, 81-76
12/22	Holy Cross	W, 84-77 (OT)
12/28	Saint Joseph's	L, 74-68
12/31	Dartmouth	W, 89-54
1/3	at #2 Memphis	L, 102-58
1/6	Saint Peter's*	W, 79-56
1/8	Fairfield*	L, 53-52
1/11	at Niagara*	W, 94-84
1/13	at Canisius*	W, 77-49
1/17	Manhattan*	W, 69-56
1/21	Canisius*	W, 77-49
1/24	at Loyola (MD)*	L, 85-56
1/27	at Iona*	W, 64-51
2/2	Rider*	L, 89-75
2/4	Marist*	W, 76-72
2/8	at Marist*	W, 97-88 (OT)
2/10	at Rider*	W, 80-77
2/16	Loyola (MD)*	L, 83-77 (OT)
2/18	at Manhattan*	L, 73-72
2/23	at Boise State^	W, 93-70
2/29	Niagara*	W, 94-78
3/2	at Saint Peter's*	W, 77-64
3/8	No. 8 seed Manhattan!	W, 66-58
3/9	No. 4 seed Loyola (MD)!	W, 65-63
3/10	No. 2 seed Rider!	W, 74-53
3/21	vs. No. 4 seed #19 Vanderbilt\$	W, 83-62
3/23	vs. No. 12 seed Villanova\$	L, 84-72

*MAAC
%Preseason NIT (Syracuse, NY)
^Bracketbusters
!MAAC Tournament (Albany, NY)
\$NCAA Tournament Midwest Regional First & Second Rounds (Tampa, FL)

YEAR-BY-YEAR RESULTS

2008-09 27-8 (16-2, 1ST MAAC)

Home: 17-0 Away: 9-4 Neutral: 1-4
Head Coach: Fran McCaffery
MAAC Regular-Season Champions
MAAC Tournament Champions
NCAA Tournament Second Round

11/17	Boise State	W, 82-52
11/22	Cornell	W, 74-56
11/27	vs. #12 Tennessee%	L, 78-64
11/28	vs. Wichita State%	L, 72-70
11/30	vs. Oklahoma State%	L, 77-68
12/3	at Loyola (MD)*	W, 75-68
12/6	UAlbany	W, 71-64
12/9	Marist*	W, 77-60
12/17	at #3 Pittsburgh	L, 79-66
12/23	Buffalo	W, 71-60
12/28	at Saint Joseph's	W, 75-74
12/30	at Holy Cross	W, 83-71
1/1	Fairfield*	W, 87-81
1/4	Saint Peter's*	W, 65-52
1/6	at Kansas	L, 91-84
1/9	Rider*	W, 91-81
1/11	at Manhattan*	W, 68-64
1/15	at Marist*	W, 91-85 (OT)
1/17	at Fairfield*	W, 78-62
1/24	Niagara*	W, 82-65
1/26	Iona*	W, 69-68
1/29	Canisius*	W, 91-73
2/2	at Saint Peter's*	W, 74-63
2/7	at Rider*	L, 90-88
2/9	Loyola (MD)*	W, 73-60
2/12	Manhattan*	W, 93-69
2/16	at Iona*	W, 75-60
2/25	Northern Iowa^	W, 81-75
2/27	at Niagara*	L, 100-85
3/1	at Canisius*	W, 78-74
3/7	No. 9 seed Canisius!	W, 77-52
3/8	No. 5 seed Fairfield!	W, 80-65
3/9	No. 2 seed Niagara!	W, 77-70
3/20	vs. No. 8 seed Ohio State\$	W, 74-72 (2 OT)
3/22	vs. No. 1 seed #1 Louisville\$	L, 79-72

*MAAC
 %Old Spice Classic (Lake Buena Vista, FL)
 ^Bracketbusters
 !MAAC Tournament (Albany, NY)
 \$NCAA Tournament Midwest Regional First & Second Rounds (Dayton, OH)

2009-10 27-7 (17-1, 1ST MAAC)

Home: 17-0 Away: 9-5 Neutral: 1-2
Coach: Fran McCaffery
MAAC Regular-Season Champions
MAAC Tournament Champions
NCAA Tournament First Round

11/13	at Tennessee State	W, 85-69
11/17	Northeastern	W, 59-53
11/21	at Temple%	L, 73-69
11/24	Delaware%	W, 90-56
11/27	vs. St. John's%	L, 77-68
11/28	vs. Brown%	W, 99-79
12/2	at Georgia Tech	L, 74-61
12/5	UAlbany	W, 83-54
12/7	at Iona*	W, 73-60
12/12	at Northern Iowa	L, 82-65
12/23	Rider*	W, 84-62
12/29	Saint Joseph's	W, 92-75
12/31	Saint Peter's*	W, 64-53
1/2	Mount St. Mary's	W, 79-76 (OT)
1/4	at Loyola (MD)*	W, 76-56
1/9	Niagara*	W, 83-65

1/11	Canisius*	W, 82-70
1/16	at Fairfield*	W, 81-73
1/18	Manhattan*	W, 83-68
1/21	Loyola (MD)*	W, 67-61
1/24	at Manhattan*	W, 66-58
1/28	at Saint Peter's*	W, 66-58
1/30	at Marist*	W, 79-60
2/5	Iona*	W, 88-68
2/8	Fairfield*	W, 69-67
2/12	at Niagara*	L, 87-74
2/14	at Canisius*	W, 74-57
2/20	at #18 Butler^	L, 70-53
2/26	at Rider*	W, 80-54
2/28	Marist*	W, 76-51
3/6	No. 9 seed Manhattan!	W, 78-61
3/7	No. 5 seed Rider!	W, 72-62
3/8	No. 2 seed Fairfield!	W, 72-65 (OT)
3/19	vs. No. 4 seed #10 Purdue\$	L, 72-64

*MAAC
 %Philly Hoop Group Classic (Neutral site games played in Philadelphia, PA)
 ^Bracketbusters Game
 !MAAC Tournament (Albany, NY)
 \$NCAA Tournament South Regional First Round (Spokane, WA)

2010-11 13-18 (8-10, 7TH MAAC)

Home 8-7 Away: 4-10 Neutral: 1-1
Head Coach: Mitch Buonaguro

11/13	Vermont	L, 80-76
11/15	at Minnesota	L, 76-69
11/20	at Northeastern	W, 84-68
11/23	Butler	L, 70-57
11/26	at Rider*	W, 73-60
11/28	at Princeton	L, 86-77 (OT)
12/4	UAlbany	L, 88-82 (OT)
12/10	Fairfield*	L, 72-55
12/13	Florida Atlantic	W, 72-69
12/22	Georgia Tech	W, 62-57
12/28	at St. Bonaventure	L, 82-79
12/31	at Saint Joseph's	L, 58-48
1/3	Iona*	W, 73-67
1/7	at Canisius*	L, 62-61
1/9	at Niagara*	L, 69-55
1/14	at Marist*	W, 66-59
1/17	Canisius*	W, 73-69
1/21	at Saint Peter's*	L, 77-69
1/24	Rider*	L, 68-60
1/28	at Loyola (MD)*	W, 76-59
1/30	Niagara*	W, 61-59
2/4	Manhattan*	W, 64-57
2/7	Loyola (MD)*	L, 77-69
2/11	at Iona*	L, 69-65
2/13	at Manhattan*	L, 84-81
2/16	Saint Peter's*	L, 67-57
2/19	Maine^	W, 71-60
2/25	at Fairfield*	L, 68-55
2/27	Marist*	W, 81-73
3/4	vs. No. 10 seed Manhattan!	W, 68-66 (OT)
3/5	vs. No. 2 seed Iona!	L, 94-64

*MAAC
 ^Bracketbusters
 !MAAC Tournament (Bridgeport, CT)

2011-12 14-17 (8-10, T-6TH MAAC)

Home: 10-4 Away: 3-10 Neutral: 1-3
Head Coach: Mitch Buonaguro

11/16	Navy	W, 65-56
11/19	at Mount St. Mary's	W, 65-53
11/21	St. Bonaventure	L, 64-58
11/23	at Georgia Tech	L, 72-44
11/26	at Vermont	L, 64-62
12/1	at Saint Peter's*	L, 51-44
12/3	Loyola (MD)*	L, 66-59
12/5	UAlbany	W, 64-60
12/9	vs. Massachusetts%	L, 82-78
12/12	Fordham	L, 74-59
12/22	Princeton	W, 63-59
12/28	at Florida Atlantic	W, 67-60
1/3	vs. Iona*@	L, 95-59
1/6	Fairfield*	W, 73-60
1/8	Niagara*	W, 72-60
1/12	Rider*	W, 83-79
1/14	at Manhattan*	L, 72-53
1/19	at Loyola (MD)*	L, 66-55
1/23	Iona*	W, 65-62
1/27	Marist*	W, 66-55
1/29	at Rider*	L, 83-72
2/3	Saint Peter's*	L, 63-58
2/5	at Fairfield*	L, 64-56
2/9	at Niagara*	L, 58-56
2/11	at Canisius*	W, 60-50
2/14	Manhattan*	W, 70-64
2/18	at Hofstra^	L, 81-69
2/23	at Marist*	L, 61-52
2/26	Canisius*	W, 86-75
3/3	vs. No. 3 seed Manhattan!	W, 84-82 (OT)
3/4	vs. No. 2 seed Loyola (MD)!	L, 70-60

*MAAC
 %Neutral-site game played at the MassMutual Center (Springfield, MA)
 @Neutral-site game played at Madison Square Garden (New York, NY)
 ^Bracketbusters
 !MAAC Tournament (Springfield, MA)



YEAR-BY-YEAR RESULTS

2012-13 8-24 (4-14, 9TH MAAC)

Home: 4-10 Away: 2-12 Neutral: 2-2
Head Coach: Mitch Buonaguro

11/9	Vermont	L, 54-53
11/11	at Navy	W, 54-49 (OT)
11/16	vs. CSUN%	L, 68-64
11/17	vs. Northern Kentucky%	W, 56-52
11/18	at San Diego%	L, 77-60
11/25	at Maine	L, 72-66
11/28	Massachusetts	L, 64-63
12/1	UAlbany	L, 69-56
12/4	at St. Bonaventure	L, 58-43
12/7	Rider*	L, 62-56
12/9	at Manhattan*	L, 75-55
12/23	at Fordham	L, 81-75
12/29	La Salle	L, 80-52
1/4	Iona*	L, 66-62
1/6	at Rider*	L, 72-53
1/11	Canisius*	W, 57-54
1/13	Saint Peter's*	W, 66-53
1/17	at Niagara*	L, 87-64
1/19	at Canisius*	L, 76-44
1/25	Niagara*	L, 78-69
1/27	at Marist*	W, 79-75
2/1	Manhattan*	W, 66-63
2/4	Fairfield*	L, 64-54
2/8	at Loyola (MD)*	L, 63-51
2/10	at Saint Peter's*	L, 72-62
2/14	at Fairfield*	L, 74-52
2/16	Loyola (MD)*	L, 80-57
2/24	Radford^	W, 65-57 (OT)
3/1	Marist*	L, 76-74
3/3	at Iona*	L, 80-61
3/8	vs. No. 8 seed Marist!	W, 70-64
3/9	vs. No. 1 seed Niagara!	L, 74-62

*MAAC
 %NUCDF Basketball Challenge (San Diego, CA)
 ^Bracketbusters
 !MAAC Tournament (Springfield, MA)

2013-14 20-18 (11-9, 5TH MAAC)

Home: 14-5 Away: 6-9 Neutral: 0-4
Head Coach: Jimmy Patsos
College Basketball Invitational Champions

11/8	UAlbany	L, 74-62
11/12	at Vermont	L, 77-66
11/16	at La Salle	L, 78-74
11/19	St. Bonaventure	W, 72-70
11/22	at Cornell	W, 71-70
11/24	at Purdue	L, 81-73
11/28	vs. #21 Memphis%	L, 87-60
11/29	vs. Saint Joseph's%	L, 78-66
12/1	vs. Purdue%	L, 68-63
12/6	at Niagara*	W, 84-71
12/8	at Canisius*	L, 93-78
12/23	Hofstra	W, 67-59
12/30	Fordham	W, 79-69
1/2	at Monmouth*	L, 63-59
1/4	Rider*	W, 62-47
1/10	Marist*	W, 67-58
1/12	Iona*	L, 87-78
1/16	at Manhattan*	L, 90-68
1/19	at Iona*	L, 88-74
1/23	Saint Peter's*	W, 64-47
1/26	at Fairfield*	W, 64-56
1/30	Niagara*	W, 66-62
2/1	Quinnipiac*	L, 103-95 (OT)
2/7	at Saint Peter's*	L, 66-53
2/10	Fairfield*	W, 77-75
2/14	at Marist*	L, 65-64



2/16	Canisius*	L, 92-88 (3 OT)
2/21	Manhattan*	W, 67-63
2/23	at Rider*	W, 69-60
2/27	at Quinnipiac*	W, 72-70
3/2	Monmouth*	W, 70-54
3/8	vs. No. 4 seed Canisius!	L, 71-65
3/18	Stony Brook\$	W, 66-55
3/24	Penn State\$	W, 54-52
3/26	Illinois State\$	W, 61-49
3/31	at Fresno State\$	W, 61-57
4/2	Fresno State^\$	L, 89-75
4/5	Fresno State^\$	W, 81-68

*MAAC
 ^Home game played on campus at the Alumni Recreation Center (Loudonville, NY)
 %Old Spice Classic (Lake Buena Vista, FL)
 !MAAC Tournament (Springfield, MA)
 \$College Basketball Invitational

2014-15 11-20 (7-13, T-8TH MAAC)

Home: 6-10 Away: 5-10 Neutral: 0-0
Head Coach: Jimmy Patsos

11/14	at Massachusetts	L, 95-87
11/17	Vermont	L, 84-76
11/19	at St. Bonaventure	W, 73-70
11/29	at Loyola (MD)	W, 81-71
12/1	at Fordham	L, 69-67
12/5	Quinnipiac*	W, 88-67
12/7	at Rider*	L, 80-68
12/13	UAlbany	L, 77-68
12/19	at Radford	L, 76-66
12/23	Cornell	L, 75-57
12/28	Bucknell	W, 73-71
1/2	at Fairfield*	W, 68-67
1/4	Iona*	L, 86-72
1/8	Niagara*	W, 79-69
1/11	Fairfield*	L, 79-67
1/16	at Canisius*	L, 83-49
1/18	at Niagara*	W, 74-70
1/23	Marist*	W, 69-60
1/25	Saint Peter's*	L, 69-55
1/30	at Manhattan*	L, 87-79
2/2	Rider*	W, 79-72
2/6	at Iona*	L, 87-83
2/9	at Saint Peter's*	L, 65-57
2/12	at Marist*	W, 66-64
2/14	Monmouth*	L, 83-64
2/19	Canisius*	L, 69-63 (OT)
2/21	Manhattan*	L, 80-74

2/27	at Quinnipiac*	L, 73-63
3/1	at Monmouth*	L, 63-57
3/5	No. 9 seed Niagara!	W, 71-54
3/7	No. 1 seed Iona!	L, 74-71

*MAAC
 !MAAC Tournament (Albany, NY)

2015-16 21-13 (13-7, 3RD MAAC)

Home: 13-4 Away: 7-9 Neutral: 1-0
Head Coach: Jimmy Patsos
College Basketball Invitational

11/13	at #5 Duke%	L, 92-74
11/15	at Wisconsin%	L, 92-65
11/20	vs. Radford%&	W, 76-62
11/21	at Bryant%	W, 78-59
11/24	at Bucknell	W, 83-81 (OT)
11/28	Loyola (MD)	W, 90-82 (OT)
12/1	at Cornell	L, 81-80
12/4	Manhattan*	W, 89-54
12/6	at Saint Peter's*	L, 72-68
12/9	Hofstra	W, 81-68
12/12	UAlbany	W, 78-70
12/22	St. Bonaventure	W, 73-70
12/29	at Vermont	L, 73-64
1/2	Niagara*	W, 75-63
1/4	at Manhattan*	L, 92-87 (3 OT)
1/7	Fairfield*	W, 91-76
1/15	at Quinnipiac*	W, 64-52
1/18	at Monmouth*	L, 85-69
1/21	Rider*^	W, 63-52
1/24	at Canisius*^	W, 99-78
1/26	at Niagara*^	W, 82-70
1/30	Marist*^	W, 77-66
2/1	Monmouth*	L, 93-87
2/5	Saint Peter's*^	W, 69-52
2/7	at Marist*	L, 79-73
2/11	Canisius*^	W, 90-67
2/13	at Iona*^	W, 81-78
2/19	at Rider*^	W, 84-64
2/22	Iona*	L, 87-81
2/24	at Fairfield*	L, 76-69
2/28	Quinnipiac*	W, 80-65
3/5	No. 6 seed Manhattan!^	W, 89-76
3/6	No. 2 seed Iona#	L, 80-71
3/15	Morehead State\$	L, 84-80

*MAAC
 %2K Classic Benefiting Wounded Warrior Project
 &Neutral site game played in Smithfield, RI
 !MAAC Tournament (Albany, NY)
 \$College Basketball Invitational
 ^Win later vacated by NCAA Committee on Infractions

YEAR-BY-YEAR RESULTS

2016-17 17-17 (12-8, T-3RD MAAC)

Home: 12-5 Away: 5-12
Head Coach: Jimmy Patsos

11/13	Cornell^	W, 89-78
11/15	at George Washington%	L, 77-75
11/18	at #7 Kansas%	L, 86-65
11/20	at UNC Asheville%	L, 92-80
11/23	Arkansas-Pine Bluff%^	W, 66-43
11/27	at UAlbany	L, 81-72
11/30	at St. Bonaventure	L, 81-74
12/3	Fairfield^	W, 80-73
12/5	at Rider^	L, 71-69
12/9	at Florida Gulf Coast	L, 73-69
12/17	Bucknell&^	W, 71-68
12/22	at Hofstra	L, 84-64
12/29	at Vermont	L, 76-60
1/2	at Canisius*	L, 82-79
1/4	at Niagara*	L, 71-66
1/7	Saint Peter's*^	W, 56-54
1/12	Quinnipiac*^	W, 81-74
1/15	at Fairfield*^	W, 63-54
1/17	Rider*^	W, 78-68
1/19	at Saint Peter's*	L, 77-65
1/22	at Manhattan*^	W, 81-68
1/27	Iona*	L, 77-66
1/30	at Quinnipiac*^	W, 84-75
2/4	Canisius*	L, 80-73
2/7	at Iona*^	W, 81-79
2/11	at Marist*^	W, 84-77
2/13	Monmouth*	L, 102-82
2/16	Manhattan*^	W, 94-71
2/18	Niagara*^	W, 76-70
2/24	at Monmouth*	L, 77-73
2/26	Marist*^	W, 80-64
3/4	No. 5 seed Fairfield!^	W, 78-66
3/5	No. 1 seed Monmouth!^	W, 89-85
3/6	No. 3 seed Iona!^	L, 87-86 (OT)

*MAAC
%CBE Hall of Fame Classic
&Home game played at the Glens Falls Civic Center (Glens Falls, NY)
!MAAC Tournament (Albany, NY)
^Win later vacated by NCAA Committee on Infractions

2017-18 8-24 (4-14, T-10TH MAAC)

Home: 7-9 Away: 1-15
Head Coach: Jimmy Patsos

11/10	at College of Charleston	L, 68-60 (OT)
11/13	Florida Gulf Coast	L, 86-53
11/17	at Lehigh	L, 91-90 (OT)
11/20	at Bucknell	L, 115-92
11/25	Hofstra^	W, 85-76
11/29	St. Bonaventure	L, 75-55
12/2	Robert Morris^	W, 76-74
12/6	at Louisville%	L, 86-60
12/9	UAlbany%	L, 74-69
12/11	at Vermont	L, 81-57
12/17	at Bryant%&^	W, 87-68
12/20	at Memphis%	L, 70-66
12/22	Holy Cross^	W, 71-65
12/29	at Marist*	L, 63-58
1/1	Quinnipiac*	L, 71-70
1/5	Niagara*	L, 84-76
1/7	Canisius*^	W, 65-62
1/11	at Iona*	L, 71-69
1/13	at Manhattan*	L, 72-61
1/18	Marist*^	W, 68-65
1/21	at Quinnipiac*	L, 76-69
1/25	at Monmouth*	L, 67-56
1/29	Saint Peter's*^	W, 59-57 (3 OT)
2/2	Manhattan*	L, 51-47
2/5	at Fairfield*	L, 78-65
2/8	at Canisius*	L, 89-65
2/12	Iona*^	W, 82-78 (OT)
2/15	at Rider*	L, 97-71
2/18	Monmouth*	L, 93-89 (3 OT)
2/21	Fairfield*	L, 70-69
2/25	at Saint Peter's*	L, 65-48
3/1	No. 7 seed Quinnipiac!	L, 67-58

*MAAC
%Gotham Classic
!MAAC Tournament (Albany, NY)
^Win later vacated by NCAA Committee on Infractions

2018-19 17-16 (11-7, T-2ND MAAC)

Home: 8-8 Away: 8-7 Neutral: 1-1
Head Coach: Jamion Christian

11/6	at Providence%	L, 77-67
11/8	at George Washington%	W, 69-61
11/16	vs. Norfolk State&%	W, 61-58
11/18	vs. Holy Cross&%	L, 57-45
11/21	Lehigh	L, 80-69
11/24	Colgate	L, 84-79
11/28	at Hofstra	L, 94-86
12/1	Harvard	W, 67-64
12/5	at St. Bonaventure	L, 82-40
12/8	at Robert Morris	W, 74-71
12/18	College of Charleston	L, 83-58
12/22	at Holy Cross	L, 60-57
12/29	Cal Poly	W, 75-54
1/3	at Saint Peter's*	L, 65-60
1/5	Canisius*	L, 70-66
1/11	at Marist*	W, 71-66
1/14	Monmouth*	L, 63-60 (OT)
1/17	Niagara*	W, 66-57
1/24	at Fairfield*	W, 57-48
1/26	Manhattan*	W, 53-40
1/31	at Monmouth*	L, 66-55
2/2	at Iona*	W, 56-54
2/4	Fairfield*	W, 61-50
2/8	at Manhattan*	W, 51-49
2/10	at Rider*	W, 59-57
2/13	Iona*	L, 57-52
2/17	Quinnipiac*	L, 107-100 (3 OT)
2/19	Saint Peter's*	W, 72-62
2/24	Marist*	W, 67-55
3/1	at Canisius*	L, 68-62
3/3	at Niagara*	W, 72-65 (OT)
3/9	No. 4 seed Rider!	W, 87-81
3/10	No. 1 seed Iona!	L, 73-57

*MAAC
%Air Force Reserve Basketball Hall of Fame Tip-Off presented by Citi
&Game played at Mohegan Sun Arena (Uncasville, CT)
!MAAC Tournament (Albany, NY)



YEAR-BY-YEAR RESULTS

2019-20 20-10 (15-5, 1ST MAAC)

Home: 14-0 Away: 5-10 Neutral: 1-0

Head Coach: Carmen Maciariello

MAAC Regular-Season Champions

Awarded MAAC Tournament Championship

Awarded NCAA Tournament Automatic Qualifier

11/5	American	W, 96-80
11/8	at #19 Xavier	L, 81-63
11/12	St. Bonaventure	W, 78-65
11/14	at Harvard	L, 59-56
11/20	at Yale	L, 100-89 (3 OT)
11/30	at Colgate	L, 72-62
12/7	at Cal Poly	L, 70-66
12/21	Bucknell	W, 81-71
12/23	Canisius*	W, 73-72
12/29	Holy Cross	W, 74-62
1/3	Monmouth*	W, 75-72
1/5	at Rider*	L, 85-77
1/9	Saint Peter's*	W, 61-58
1/12	at Manhattan*	L, 81-69
1/17	at Canisius*	L, 73-63
1/19	at Niagara*	L, 72-71
1/24	Marist*	W, 70-57
1/26	Quinnipiac*	W, 84-61
1/31	at Iona*	W, 87-64
2/2	at Saint Peter's*	L, 85-80
2/7	Fairfield*	W, 65-49
2/14	Rider*	W, 73-64
2/16	Manhattan*	W, 65-52
2/19	Iona*	W, 65-64
2/23	at Fairfield*	W, 62-59
2/26	at Quinnipiac*	W, 84-77
2/28	at Marist*	W, 52-50
3/4	Niagara*	W, 77-55
3/6	at Monmouth*	W, 86-72
3/11	vs. No. 9 seed Manhattan!	W, 63-49
3/13	MAAC Semifinals!^	
3/14	MAAC Championship!^	

*MAAC

!MAAC Tournament (Atlantic City, NJ)

^The remainder of the MAAC Tournament was canceled on 3/12 following the outbreak of the coronavirus pandemic. As the highest remaining seed following the cancellation of the tournament, Siena was later awarded the MAAC Tournament Championship and NCAA automatic qualifier on 3/24.

2020-21 12-5 (12-4, T-1ST MAAC)

Home: 6-2 Away: 6-2 Neutral: 0-1

Head Coach: Carmen Maciariello

MAAC Regular-Season Co-Champions

1/3	Monmouth*	W, 78-77
1/4	Monmouth*	W, 76-62
1/9	at Fairfield*	W, 74-58
1/10	at Fairfield*	W, 75-68
1/15	at Rider*	W, 78-69
1/16	at Rider*	W, 74-72
1/22	Saint Peter's*	L, 68-62
1/23	Saint Peter's*	W, 47-40
1/30	at Marist*	L, 55-54
1/31	at Marist*	W, 63-50
2/20	at Niagara*	L, 64-62
2/21	at Niagara*	W, 68-66
2/26	Manhattan*	W, 74-69
2/27	Manhattan*	W, 64-56
3/4	Canisius*	W, 73-66
3/5	Canisius*	L, 76-75
3/10	vs. No. 9 seed Iona!	L, 55-52

All home games played on campus at the UHY Center (Loudonville, NY) without spectators due to the coronavirus pandemic

*MAAC

!MAAC Tournament (Atlantic City, NJ)

NOTE: Siena had numerous additional games both rescheduled and/or canceled due to the coronavirus pandemic

2021-22 15-14 (12-8, 3RD MAAC)

Home: 8-5 Away: 7-8 Neutral: 0-1

Head Coach: Carmen Maciariello

11/9	at #23 St. Bonaventure	L, 75-47
11/13	Delaware	L, 83-63
11/16	Yale	L, 82-54
11/19	at Georgetown	L, 83-65
11/22	Harvard	W, 72-69
11/28	at Bucknell	L, 65-56 (OT)
11/30	at Army West Point	W, 83-67
12/3	Manhattan*	L, 77-72 (OT)
12/5	at Saint Peter's*	W, 60-58
12/11	at Holy Cross	W, 72-59
12/28	at American	Canceled
1/9	Fairfield*	W, 62-59
1/14	at Marist*	W, 67-60
1/21	at Manhattan*	L, 75-68
1/25	at Iona*	L, 74-57
1/28	Niagara*	W, 60-56
1/30	Quinnipiac*	W, 85-76
2/1	Canisius*	W, 73-65
2/4	Rider*	L, 74-60
2/6	at Fairfield*	W, 62-56
2/11	Iona*	W, 70-64
2/13	at Rider*	W, 76-75 (OT)
2/18	Marist*	L, 62-53
2/20	Saint Peter's*	W, 84-70
2/22	at Monmouth*	L, 71-59
2/24	at Quinnipiac*	W, 78-71
2/27	Monmouth*	W, 70-59
3/3	at Niagara*	L, 74-52
3/5	at Canisius*	L, 67-64
3/10	vs. No. 11 seed Quinnipiac!	L, 77-71

*MAAC

!MAAC Tournament (Atlantic City, NJ)

