



2023-24 UCONN MEN'S BASKETBALL

# MEDIA GUIDE





# UConn Men's Basketball 2023-24 Media Guide







**UCONN INFORMATION**

Location.....Storrs, Conn.  
 Enrollment.....27,721  
 Founded.....1881  
 President.....Dr. Radenka Maric  
 Ath. Director.....David Benedict  
 Conference.....BIG EAST  
 Home Courts.....  
**Gampel Pavilion (10,167)**  
**XL Center (15,564)**  
 Nickname.....Huskies  
 Colors.....National Flag Blue  
 (Navy) & White  
 Website.....uconnhuskies.com  
 Facebook.....@UConnMBB  
 X/Twitter .....@UConnMBB

**TEAM INFORMATION**

2022-23 overall record.....31-8  
 2022-23 conference record.....13-7  
 2023 BIG EAST Tournament.....1-1  
 2023 NCAA Championship.....6-0  
 Starters returning/lost.....2/3  
 Scholarship players returning/lost .....6/7  
 Office phone.....860-486-2720

**COACHING STAFF**

Head Coach.....  
**Dan Hurley (Seton Hall '96)**  
 Record at UConn/years.....104-55/5  
 Career record/years.....255-160/13  
 Associate Head Coach.....  
**Kimani Young (UTEP '98)**  
 Assistant Coaches.....  
**Tom Moore (Boston U. '87)**  
**Luke Murray (Fairfield '07)**  
 Director of Basketball Administration....  
**Paul Wettemann (UConn '18. '20)**  
 Director of Recruiting/Video.....  
**Mat Johnson (Tampa '17, UConn '22)**  
 Director of Player Development....  
**Mamadou Diarra (UConn '20, '22)**  
 Director of Sports Performance...  
**Gavin Roberts (Purdue '13, '15)**  
 Athletic Trainer..... James Doran  
 (San Diego St. '98, Wyoming '00)

**ATHLETIC**

**COMMUNICATIONS**

Director of MBB Communications.....  
**Bobby Mullen**  
 Email.....robert.mullen@uconn.edu  
 Office phone.....860-486-3531  
 Cell phone.....609-923-4463  
 Secondary Contact.....Bill Peterson  
 Email..william.peterson@uconn.edu  
 Office phone.....860-486-3531  
 Cell phone.....860-558-3215



**THE COACHING STAFF**

Head Coach Dan Hurley.....4  
 Associate Head Coach Kimani Young.....8  
 Assistant Coach Tom Moore.....9  
 Assistant Coach Luke Murray.....10  
 Staff.....11

**2023-24 SEASON PREVIEW**

A Look Ahead.....12  
 BIG EAST Information.....14  
 UConn Notes.....16  
 2022-23 Schedule.....17

**THE PLAYERS**

2023-24 Roster.....19  
 Tristen Newton.....20  
 Hassan Diarra.....22  
 Alex Karaban.....24  
 Andrew Hurley.....26  
 Donovan Clingan.....28  
 Apostolos Roumoglou.....30  
 Samson Johnson.....32  
 Andre Johnson, Jr.....34  
 Solomon Ball.....36  
 Jaylin Stewart.....37  
 Stephon Castle.....38  
 Cam Spencer.....39  
 Jayden Ross.....40  
 Youssef Singare.....41

**2022-23 SEASON STATS**

2022-23 Final Statistics.....46  
 2022-23 Box Scores.....66

**HOMES OF THE HUSKIES**

Home Venues.....75  
 Werth Family Champions Center.....76  
 UConn On The Air.....78

**UCONN HISTORY**

Coaching History.....80  
 All-Time Results.....83  
 Postseason Results.....98  
 Series Histories.....103  
 100-point, OT games.....112  
 UConn in the Polls.....114  
 Vs. Nationally-Ranked Teams.....116

**UCONN RECORD BOOK**

Career Records.....120  
 1,000-Point Scorers.....122  
 Single-Season Records.....123  
 Single-Game Records.....128  
 BIG EAST Conference Records.....131  
 XL Center, Gampel Records.....132-133  
 Triple-Doubles, Double-Doubles.....134

**LETTERWINNER HISTORY**

All-Time Letterwinners.....140  
 Hall of Fame, Huskies of Honor.....152  
 Individual Honors, Awards.....153  
 All-Time Uniform Numbers.....155

**HUSKIES IN THE NBA**

NBA Draft History.....156



# The Coaching Staff





# Dan HURLEY

## Head Coach 6th year at UConn

The steady upward trajectory that the UConn men's basketball program had maintained during Dan Hurley's first four years as head coach took a monumental leap in 2023 as Hurley guided the Huskies to the fifth NCAA National Championship in program history.

With the winning culture and team identity Hurley had been installing firmly in place as the fifth season of the Dan Hurley Era at UConn began, the 2022-23 Huskies gave a foreshadowing of what was to come as they roared out of the starting gate, winning their first 14 games, including the championship of the prestigious Phil Knight Invitational. It was the third-best start in UConn history and vaulted the Huskies as high as No. 2 in the national polls.

As the season entered February, Hurley had the Huskies playing as well as they had in the opening weeks, even as the pressure of the looming postseason grew. UConn won 15 of its last 17 games, includ-



Director of Athletics David Benedict, left, and then-President Susan Herbst, right, introduce Dan Hurley as men's basketball coach.







ing the final six in the NCAA Tournament, all six by double digits.

UConn's final record of 31-8 – Hurley's first 30-win season – lifted the coach's 13-year career record to 255-160 (.614), his five-year UConn mark to 104-55 (.654), and his NCAA Tournament record to 8-4 (.667). Take away the records from his first season at each of his three head coaching jobs, during which he was essentially tasked with stopping the bleeding of a broken program, and that overall winning percentage jumps to an impressive .675.

Two of the Huskies, Adama Sanogo and Jordan Hawkins, were selected as First Team All-BIG EAST, upping Hurley's total at UConn to eight all-conference picks, to go with five all-freshman team selections, three all-conference tournament picks, as well as individual awards for Defensive Player of the year, Sixth Man of the year, and Most Improved Player of the year.

The national crown was the product of a rebuilding job that Hurley began when he took the reins of a struggling UConn program on March 22, 2018, as the 19th head coach in UConn history. The Huskies' winning percentage has improved in each season under Hurley.

Laying the foundation for the championship season, Hurley coached the 2021-22 Huskies to 23 overall wins (23-10), the third different program he has resurrected from a sub-.500 record to a 20-win season in four years or less. It was the most overall wins for a UConn team in six years and the most conference wins (13) for UConn in eight seasons.

A steady influx of highly-rated recruiting classes has been the backbone of UConn's yearly rise under Hurley and his coaching staff.

Despite the most uncertain of seasons during the Covid-plagued season in 2020-21 that included stops and starts, shutdowns and restarts, cancellations, postponements and rescheduling, the program continued to move forward.

The Huskies had three lengthy shutdowns and 10 games either cancelled or postponed, but still they finished third in their first season back in the BIG EAST, cracked the Top 25, reach the BIG EAST Tournament semifinals and, perhaps most importantly, earned a berth in the NCAA Tournament for the first time in five years.

In 2019-20, the Huskies posted the program's first winning season (19-12), the most overall victories, and the most conference wins in four years and, when the season was abruptly stopped by the coronavirus pandemic, UConn was on a five-game winning streak to close the regular season and had major momentum heading into the American Athletic Conference Championship. With seven losses by four points or less – including four in overtime, two of them in double overtime – the Huskies' record could easily have been even more impressive.

Although he was a national recruit coming out of St. Anthony High School and he put together an impressive college playing career at Seton Hall, it is as a coach that Hurley has made the basketball world take notice, as a

program-builder and a positive guiding force for young men. While still a youthful coach in college basketball terms, Hurley has already taken charge of four struggling hoop programs – St. Benedict's Prep, Wagner College, the University of Rhode Island, and UConn -- and built them into competitors on the national stage.

Hurley is a product of one of the most well-known basketball families in the country, led by his father, Bob Sr., a Naismith Memorial Basketball Hall of Fame inductee following a legendary high school coaching career at powerhouse St. Anthony in Jersey City (N.J.) and including older brother Bobby, a college All-American and two-time National Champion player at Duke, who played for five years in the NBA, and is currently the head coach at Arizona State.

While following in those giant sneaker prints has understandably never been an easy task, Dan Hurley has always embraced the challenge and built himself an extremely impressive basketball resume in the process.

Hurley came to UConn following six years at Rhode Island, where he took a program that went 7-23 in the season before he arrived to a combined 51-18 mark and two NCAA Tournament appearances in his final two years, URI's first NCAA appearances in 18 years. In each year, Hurley guided the Rams to a first-round NCAA tourney victory.

In 2017-18, Hurley's URI team posted a 26-8 record, the most wins by a Rams team in eight years, which included a 16-game winning streak, the second-longest in school history. Rhode Island swept to the Atlantic 10 regular-season title with a 15-3 mark, and spent seven weeks ranked in the national polls, rising as high as No. 14 in the USA Today Coaches poll. Earning a No. 7 seed in the NCAA Tournament, URI defeated Oklahoma in the first round before bowing to second-seeded Duke. Hurley was named Atlantic 10 Coach of the Year, earned his second USBWA District I Coach of the Year Award and sent two of his players to NBA teams, Jared Terrell to the Timberwolves and E.C. Matthews to the Grizzlies.

The previous season, Hurley took Rhode Island to a 25-10 record, earning an automatic NCAA tourney bid by capturing the Atlantic 10 Championship. The 11th-seeded Rams upset sixth-seeded Creighton in the NCAA first round before suffering a three-point loss to No. 3 seed Oregon.

Despite a rash of injuries that decimated his 2015-16 team, Hurley still managed to post a winning 17-15 record and place his team among the national leaders in scoring defense, allowing just 64.8 points per game. That followed a banner 23-10 season in 2014-15, during which URI led the nation in three-point percentage defense (.265) and ranked ninth in overall defensive efficiency. That team put Rhody back in the national picture, earning an NIT berth and reaching the second round before losing to eventual NIT



## 2023-24 UCONN MEN'S BASKETBALL / COACHING STAFF

champion Stanford, bringing Hurley his first USBWA District I Coach of the Year Award.

In his six seasons in Rhode Island, Hurley's teams were a combined 113-82 (.579), but an even more impressive 91-43 (.679) with two NCAA appearances and an NIT berth during his last four years.

Previous to his tenure in Kingston, Hurley spent two years at his first Division I head coaching job at Wagner College in the Northeast Conference. Taking over a program that had just five wins in 2009-10, Hurley immediately upped the win total to 13 in his first season of 2010-11 and nearly doubled that total to a 25-6 mark in 2011-12. His overall record in the Northeast Conference was 24-12.

Wagner was not Hurley's first college basketball coaching experience. After graduating from Seton Hall in 1996 and spending a season as an assistant coach under his father at St. Anthony, he was hired as an assistant coach at Rutgers and remained there for four years. When Rutgers decided to change coaching staffs, Hurley opted to go back to the high school level and took over the basketball program at St. Benedict's Prep in Newark, N.J., in 2001.

It was at St. Benedict's, where he also taught history, that Hurley maintains he really learned his craft, building the program



players J.R. Smith, Tristan Thompson, and Lance Thomas.

Following the 2009-10 season, Hurley was more than prepared to advance to the college level and accepted the job at Wagner.

Born (1/16/73) and raised in Jersey City, Hurley was an outstanding high school player at St. Anthony, leading the team to a 31-1 record and a No. 2 national ranking as a senior. At Seton Hall, he played under head coaches P.J. Carlesimo and George Blaney, amassing career totals of 1,070 points and 437 assists and helped the Pirates to three NCAA Tournament appearances and an NIT berth during his career. Following his graduation in 1996, Hurley went directly into coaching, joining his father at St. Anthony for one year before heading into the college ranks at Rutgers.

Dan and wife Andrea, who met while both were attending Seton Hall, are the parents of two sons, Danny, also a Seton Hall graduate, and Andrew, a senior at UConn.

into a national prep school powerhouse. In nine seasons, Hurley compiled a sterling 223-21 record, with four Top Five finishes in the national rankings. He coached four McDonald's All-Americans as well as future NBA



The Hurley Family (from left), Dan, Andrea, Danny, Andrew



## DAN HURLEY COACHING FILE

1996-97	St. Anthony's (Asst. Coach)		
1997-2001	Rutgers University (Asst. Coach)		
2001-2010	St. Benedict's Prep (Head Coach, 223-21)		
2010-11	Wagner College	13-17 (9-9 Northeast Conf.)	
2011-12	Wagner College	25-6 (15-3 Northeast Conf.)	
2012-13	Rhode Island	8-21 (3-13 Atlantic 10)	
2013-14	Rhode Island	14-18 (5-11 Atlantic 10)	
2014-15	Rhode Island	23-10 (13-5 Atlantic 10)	NIT 2nd Round
2015-16	Rhode Island	17-15 (9-9 Atlantic 10)	
2016-17	Rhode Island	25-10 (13-5 Atlantic 10*)	NCAA 2nd Round
2017-18	Rhode Island	26-8 (15-3 Atlantic 10^)	NCAA 2nd Round
2018-19	UConn	16-17 (6-12 American)	
2019-20	UConn	19-12 (10-8 American)	
2020-21	UConn	15-8 (11-6 BIG EAST)	NCAA 1st Round
2021-22	UConn	23-10 (13-6 BIG EAST)	NCAA 1st Round
2022-23	UConn	31-8 (13-7 BIG EAST)	NCAA Champions

<b>Totals</b>	<b>Overall Conference</b>	<b>255-160 (.614)</b> <b>135-97 (.582)</b>	<b>NCAA Record: 8-4</b> <b>NIT Record: 1-1</b>
---------------	---------------------------	---	---

\* -- won Atlantic 10 Tournament championship  
 ^ -- won Atlantic 10 regular-season championship

### Coaching Honors

2014-15 -- USBWA District I Coach of the Year  
 2017-18 -- Atlantic 10 Coach of the Year; USBWA District 1 Coach of the Year



## DAN HURLEY vs. ALL OPPONENTS (255-160)

Air Force	1-0	Hofstra	1-1	Princeton	1-1
Alabama	1-1	Holy Cross	3-0	Providence	4-8
Albany	1-0	Houston	2-4	Quinnipiac	3-0
American	1-0	Indiana	0-1	Richmond	4-2
Arizona	0-2	Iona	5-0	Rider	1-0
Arkansas	1-0	Iowa	0-1	Robert Morris	2-3
Auburn	2-0	Iowa State	1-0	Sacred Heart	3-1
Belmont	1-0	Kansas	0-1	St. Bonaventure	6-3
Binghamton	1-0	Lafayette	3-0	Saint Francis (Pa)	2-1
Boston U.	1-0	La Salle	7-3	Saint Joseph's	4-8
Brown	6-0	Lehigh	0-2	Saint Louis	6-1
Bryant	3-0	LIU	2-4	St. Francis (NY)	2-2
Bucknell	1-0	Loyola (Md.)	0-1	St. John's	3-3
Butler	6-1	LSU	1-0	St. Mary's (Calif.)	1-1
Buffalo	2-0	Maine	2-0	Saint Peter's	1-1
Central Conn.	4-2	Manhattan	1-0	Santa Clara	2-0
Coll. of Charleston	1-0	Marist	1-0	San Diego State	1-0
Charlotte	0-1	Marquette	5-2	Seton Hall	5-4
Cincinnati	2-3	Maryland	0-2	SMU	2-3
Cleveland St.	1-0	Md.-Eastern Shore	1-0	Southern Miss	1-1
Columbia	0-1	Massachusetts	6-8	Stanford	0-1
Coppin St.	1-0	McNeese St.	1-0	Stonehill	1-0
Cornell	1-0	Memphis	1-2	Stony Brook	1-0
Creighton	2-6	Metro State	1-0	Syracuse	1-0
Dartmouth	1-0	Miami (Fla.)	2-0	Temple	1-4
Davidson	4-4	Michigan St.	0-1	Texas A&M	0-1
Dayton	5-6	Monmouth	3-0	TCU	1-0
Delaware State	3-0	Morehead St.	1-0	Tulane	3-0
DePaul	7-0	Mount St. Mary's	3-1	Tulsa	1-2
Detroit	1-1	NJIT	1-0	UConn	0-1
Drexel	1-0	Nebraska	1-1	UMass-Lowell	3-0
Duke	0-2	Nevada	0-1	UMKC	1-0
Duquesne	5-1	New Hampshire	3-0	UCF	1-2
East Carolina	3-0	New Mexico St.	0-1	USC	1-0
Fairleigh Dickinson	3-0	Norfolk St.	0-1	USF	3-2
Florida	2-0	N. Carolina A&T	1-0	Valparaiso	0-2
Florida Gulf Coast	1-0	UNC Asheville	2-0	Vermont	1-0
Florida St.	0-1	UNC Central	1-0	West Virginia	0-1
Fordham	5-4	UNC Wilmington	1-0	Villanova	3-5
Georgetown	6-0	Ohio St.	0-1	Virginia	0-1
George Mason	5-2	Old Dominion	1-1	VCU	5-4
Geo. Washington	4-3	Oklahoma	1-0	Virginia Tech	0-1
Georgia St.	1-0	Oklahoma State	1-0	Wichita St.	1-2
Georgia Tech	0-1	Oregon	1-1	William & Mary	1-0
Gonzaga	1-0	Pace	1-0	Xavier	2-5
Grambling St.	1-0	Penn	1-0		
Hartford	1-0	Pittsburgh	1-0		



# Kimani YOUNG

## Associate Head Coach 6th year at UConn

Kimani Young is in his sixth season on Dan Hurley's coaching staff at UConn, joining the staff in April, 2018, and assuming the title of associate head coach in September, 2020. Along with recruiting responsibilities, practice planning and game strategy, Young concentrates on coaching the Huskies' perimeter players, already helping five players reach all-conference status, including First Team selections Christian Vital in 2019-20, James Bouknight in 2020-21, R.J. Cole in 2021-22 and Jordan Hawkins in 2022-23. Young has also helped UConn land four consecutive Top 20 recruiting classes. He played a major role in helping Hurley lead the Huskies to their fifth national championship in 2022-23.

Besides the impact he has had at UConn, Young is also one of the founders of Coaches For Action, a group of 21 BIG EAST Conference assistant basketball coaches, with a shared mission to use the platform of athletics to educate and bring awareness to social injustices.

Young was featured in *The Athletic* as one of 25 up-and-coming assistant coaches in the country and he also was one of just 50 assistant coaches invited to attend Nike's 2015 Villa 7 Consortium, which introduces rising assistants to sitting athletic directors.

Originally from Queens, N.Y., Young came to UConn following five years at the University of Minnesota as an assistant coach on the staff of Richard Pitino and was also on staff with Pitino at Florida International for a year prior to that. Previously, his entire professional career took place in the New York metropolitan area.

Asked by Pitino to accompany him to Minnesota, Young helped the Golden Gophers rise as high as No. 12 in the national polls, earn an NCAA Tournament berth in 2016-17 and capture an NIT championship in 2013-14, while establishing himself as a top-level national recruiter.

At Florida International in 2012-13, Young helped the team notch 18 wins and achieve the program's first winning season in 13 years.

Young has always shown a passion for working with youth, especially in his home town.

Before taking the job at FIU, Young had two stints (2006-08, 2009-12) as the athletic director for the New Heights Youth,

Inc. program, managing all aspects of the program, including budgeting and building relationships within the New York City metropolitan community.

Between his two terms with New Heights, Young spent a year at St. John's University as the program's head team manager and video coordinator. He was in charge of film exchange with opponents and oversaw the taping of games and practices.

Young also worked as the program director for the Aim High Foundation in Brooklyn, a coach for Big Apple Basketball, Inc., and as a rec assistant for Kaplan House, a facility for young men in foster homes. Young was the center director for two centers for the Police Athletic League of New York.

Young played his college basketball at Texas-El Paso for legendary Hall of Fame coach Don Haskins. He graduated in 1998 with a degree in criminal justice and as one of only 22 UTEP players at the time to score 1,000 career points.

Before matriculating at UTEP, Young starred as an All-New York City selection out of Forest Hills High School in Queens, earning honorable mention McDonald's All-American honors as a senior in 1992.

Young is the father of four children --- Kamaal, Khaliq, Salimah and Khari.





# Tom MOORE

## Assistant Coach 19th year at UConn

Tom Moore is in his seventh season as an assistant coach on the staff of Dan Hurley, having spent the 2017-18 season with Hurley at the University of Rhode Island, and the past five seasons at UConn. Moore previously spent 13 years at UConn on the staff of Hall of Fame coach Jim Calhoun, the last two years as associate head coach. Moore's knowledge and familiarity of UConn proved invaluable as Hurley made the transition to Storrs in 2018-19.

In addition to his responsibilities of recruiting, practice and game planning, scouting and film breakdown, Moore works extensively with the UConn perimeter players and since returning to Storrs, has already helped seven players reach all-conference status, including First Team selections Christian Vital in 2019-20, James Bouknight in 2020-21, R.J. Cole in 2021-22 and Jordan Hawkins in 2022-23. Moore also helped UConn land three consecutive Top 20 recruiting classes and played a vital role in UConn winning its fifth national championship in 2023.

Moore brings 27 years of Division I coaching experience to the staff. Before helping Rhode Island pile up 26 wins, capture the Atlantic 10 regular-season title and a second straight NCAA Tournament berth in 2017-18, he earned 162 victories in 10 seasons as the head coach at Quinnipiac University.

Moore led Quinnipiac to four 20-win seasons, five national post-season berths, coached six All-Conference First Team selections, and was named CollegeInsider.com Northeast Conference Coach of the Year in 2009, Jim Phelan NEC Coach of the Year in 2010, and to the New England Basketball Hall of Fame in 2013. In addition, Quinnipiac earned the NABC Team Excellence Award with a 3.2 collective team GPA in 2013-14.

Before taking over the program at Quinnipiac, Moore was an integral part of the most successful span in UConn basketball history, which included the Huskies' first two NCAA National Championships in 1999 and 2004. During his 13 seasons in Storrs, Moore helped build the Huskies into a national power. Moore helped guide UConn to a 340-99 overall record in the 13 seasons, along with eight Big East regular-season titles, five Big East tournament crowns, and 12 consecutive national postseason tournament bids (1995-2006).

While at UConn, Moore recruited and/or coached 19 players who went on to play in the NBA, including NBA All-Stars Ray Allen, Richard Hamilton and Caron Butler, 12 first-round draft choices, and five All-Americans.

Prior to joining the staff at UConn, Moore assumed the head coaching job at Worcester State College at just 24 years old and remained for five seasons (1989-94), eventually taking his team to the NCAA Division III National Tournament. Moore also has coaching experience as an assistant at Division II Assumption College (1988-89) and Worcester State (1987-88).

A native of Millbury, Mass., and a 1987 graduate of Boston University, Moore and wife Eileen have three daughters, Elizabeth Rose, Catherine Grace, and Caroline Mary.





# Luke MURRAY

## Assistant Coach 3rd year at UConn

Luke Murray is in his third season as an assistant coach, joining Coach Dan Hurley's staff in April, 2021, helping the Huskies to their fifth national championship in 2022-23.

Murray, who previously worked under Coach Hurley at both Wagner and Rhode Island, has 15 years of college coaching experience at six programs, most recently before coming to UConn, Murray was an assistant coach for three years at Louisville.

A native of Palisades, N.Y., and a 2007 graduate of Fairfield University with a degree in sociology, Murray has earned a nationwide reputation as an outstanding evaluator of talent and one of the top recruiters in college basketball. He has been ranked by ESPN as one of the top 10 coaches under 40, similarly been named by The Athletic as one of 40 influential people in college basketball under 40, and recognized by 247Sports as one of the top five recruiters in the nation.

As Louisville's recruiting coordinator, Murray was instrumental in building the Cardinals' top 10 recruiting class in 2019. As an assistant coach working mostly with the Louisville perimeter players, he helped Louisville to a 57-28 record (.671) over the last three seasons, and a national ranking among the top 15 during the 2019-20 season. The previous season, he helped the Cardinals reach the NCAA Tournament, despite playing against the fourth toughest schedule in the country.

Murray worked for three seasons (2015-18) as assistant coach at Xavier, helping the Musketeers to a combined 81-26 record, three NCAA Tournament appearances, including a No. 1 seed in 18, a BIG EAST regular-season championship, and a ranking as high as No. 3 in the AP poll. He played a key role as Xavier brought in three straight nationally-ranked recruiting classes. When head coach Chris Mack left to take over at Louisville, he asked Murray to join him on the Cardinals' staff.

Previous to his tenure at Xavier, Murray was part of Hurley's coaching staff at Rhode Island for two years, including the Rams' turnaround season in 2014-15, when they went 23-10, tied for second in the Atlantic 10, and earned an NIT bid.

Murray began his coaching career as the director of basketball operations at Quinnipiac University in 2007-08 under current UConn assistant coach Tom Moore. He then served as an assistant at

Post University and grad assistant at Arizona before landing his first fulltime assistant coaching job in 2010-11 with Coach Hurley at Wagner. From there, he moved on to Towson for two seasons, helping the Tigers set an NCAA record for the best one-season improvement, from a one-win season in 2011-12 to an 18-13 record in 2012-13.

Murray and wife Kara are the parents of sons Luke, Jr., and Cash, and daughter Celine.





## James DORAN

**Athletic Trainer**  
19th year at UConn



James Doran is in his 19th year with the University of Connecticut. His primary responsibilities are with the University of Connecticut men's basketball and men's golf, dealing with the physical health and well-being of the student-athletes as well as the treatment and recovery of various injuries in conjunction with the UConn medical professionals.


Doran received his B.S. degree in kinesiology from San Diego State University in 1998, completed an internship at the University of San Diego (1996-98) and received his M.S. degree in exercise science from the University of Wyoming in 2000.

He was the associate athletic trainer for the University of Wyoming and was primarily responsible for the Cowboys men's basketball team from 2000 to 2005.

Doran received his National Athletic Trainers Association Board of Certification credential in 1998. He is a member of the NATA and the American College of Sports Medicine. He served as president of the Conn. Athletic Trainers' Association from 2013-16 and is currently serving as a member of the CATA's Governmental Affairs Committee. He was inducted into the CATA Hall of Fame in the spring of 2021.

## Gavin ROBERTS

**Director of Sports Performance**  
3rd year at UConn



Gavin Roberts is in his third year at UConn, joining the staff as director of sports performance for men's basketball in May, 2021.

Roberts came to UConn from Purdue University, where he had been the head strength and conditioning coach for the men's basketball team for three years. Previously, he was the assistant director of sports performance at Western Michigan. At UConn, he is responsible for all in-season and off-season aspects concerning strength, conditioning, nutrition and wellness training for the men's basketball student-athletes.

During Roberts' tenure at Purdue, the men's basketball team posted a 60-35 record overall, 38-21 in the Big Ten, with two NCAA appearances (the 2019-20 tourney was cancelled).

Roberts, originally from Somerset, N.J., and a two-sport star at Franklin High School in football and basketball, grew up watching UConn sports. He very nearly came to Storrs for college, choosing Purdue over UConn as a football recruit.

Roberts, a defensive back and special teams player for the Boilermakers, graduated from Purdue in 2013 with a degree in Health and Fitness and earned a master's degree in Technology, Leadership and Innovation from Purdue in 2015.

Roberts and wife Alanna are the parents of four children, daughter London, son Cairo, and twins Kingston and Brooklyn.

## Paul WETTEMANN

**Director of Basketball Administration**  
4th year at UConn



Paul Wettemann III is in his eighth year with the UConn basketball program, his fourth on the coaching support staff and his second as the Director of Basketball Administration.

Wettemann deals with administrative policies within the athletic department and the university as well as critical budget preparations, travel arrangements, and the day-to-day operation of the program. He is also involved with the organization and administration of practice and skill sessions as well as the planning of the team's community outreach projects.

A native of Guilford, Conn., Wettemann has worn many hats during his time with the UConn program, working his way up from team manager as an undergraduate, to graduate head manager, to program coordinator, to assistant director of men's basketball operations, to his current position.

Wettemann graduated from UConn in 2018 with a bachelor of science degree and earned his master's degree in Sport Management in May, 2020.

## Mathew JOHNSON

**Video and Scouting Coordinator**  
5th year at UConn



Mathew Johnson is in his fifth season with the UConn basketball program, moving into the role of Video and Scouting Coordinator after previously serving as a graduate assistant and program assistant. Johnson is in charge of film production for the team, including breakdown of

opponents and evaluation of UConn, as well as coordination of all aspects of recruiting. He works closely with the coaching staff to assist in planning day-to-day practice sessions and game strategy.

Johnson, a native of Columbus, N.J., came to UConn after two years as an accountant for Tech Data Corporation in Tampa, Fla. He graduated from the University of Tampa with a degree in accounting in May, 2017, after a solid four-year basketball career with the Division II Spartans.

Before the University of Tampa, Johnson graduated from The Lawrenceville School, where he was a three-year varsity captain and earned All-Patriot League First Team honors. Previously, he was at St. Anthony in Jersey City, under Hall of Fame Coach Bob Hurley.

Johnson and wife Cyanna are the parents of a son, Micah.

## Mamadou DIARRA

**Director of Player Development**  
5th year at UConn



Mamadou Diarra is in his fifth year as a member of the UConn support staff, his second as the Director of Player Development, following one season as a student assistant coach and two as a graduate assistant. In his position, he has close interaction with the student-athletes, initiating, developing and participating in off-court activities that teach life skills. He also assists the team's academic counselor with the scheduling and monitoring of study halls and organizes the team's community events.

Originally from Queens, N.Y., Diarra came to UConn as a consensus Top 100 recruit after graduating from Putnam (Conn.) Science Academy, leaving that school as a top five all-time career scorer, the second all-time rebounder, and second all-time shot blocker. He played 33 games for the Huskies before chronic knee conditions forced him to give up his playing career and pursue a career in coaching.

Diarra graduated from UConn in May, 2020, with a degree in Urban and Community Studies and earned his master's degree in Sport Management in 2022.



# A Look Ahead: 2023-24 Preview

The ultimate goal for the 2023-24 Huskies will be a feat not achieved in college basketball in over a decade - a repeat national title. For the Huskies to accomplish that and hang a sixth banner they will need to rely on a combination of returning three of their top five scorers, a nationally-touted recruiting class and a high impact transfer. Overall, Connecticut brings back eight members of the 2023 National Champion squad and welcomes six newcomers to the fold, including five freshmen. With a schedule featuring a slew of traditional powers in the non-conference and a daunting 20-game slate in the BIG EAST, UConn will be tested early and often as it embarks on its title defense.

## THE GUARDS

The Huskies figure to feature a perimeter-focused attack once again in '23-24, with an emphasis on elite outside shooting. Leading the way amongst the returners is graduate student Tristen Newton (El Paso, Texas), who made a major impact in his first year in Storrs a season ago. Newton earned the starting point guard spot and held it throughout the year while averaging 10.1 points, 4.7 assists and 4.5 rebounds per game. He also notched a team-best 1.1 steals per contests and was the only player in the NCAA to record two triple-doubles. Newton's efficiency was the best of his career during his first season at UConn, as he notched a career-best with a 36.6 percent mark from 3-point range and shot 81.2 percent from the free throw line. In his career Newton has scored over 1,400 points.

Also returning in the backcourt is senior Hassan Diarra (Queens, N.Y.), a key reserve who has appeared in 94 career games after two seasons at Texas A&M and one at UConn. Senior Andrew Hurley (Glastonbury, Conn.) and sophomore Andre Johnson, Jr. (Bristol, Conn.) are walk-ons who will provide depth and experience at the guard position.

New to the guard position for the Huskies this season but no stranger to college basketball is grad transfer Cam Spencer (Davidsonville, Md.). Spencer spent three years at Loyola (Md.) before playing at Rutgers last season, where he scored over 13 points per game for the Scarlet Knights. An efficient three-level scorer, Spencer has a career total of 1,296 points in 92 games on 46.2 shooting from the floor, a 40.2 percent mark from 3-point range and an 86.6 percent figure from the free throw line. He has also averaged over two steals per game in each of his last two seasons.

A pair of freshman figure to have a chance at an immediate impact in the backcourt, with Stephon Castle (Covington, Ga.) and Solomon Ball (Leesburg, Va.) joining the fray. Castle was a consensus five-star recruit and McDonald's All-American who has experience at the youth level with Team USA. At 6-6 and 215 pounds, Castle has the size, strength and skill to be an efficient scorer at three levels. Ball is a consensus top-60 recruit



Senior Tristen Newton

with high-level athleticism and quickness who can play both guard positions and affect games in multiple ways.

## THE WINGS

The headliner on the wing is redshirt-sophomore Alex Karaban (Southborough, Mass.) who returns after starting 38 games a season ago. Karaban scored 9.3 points per game and pulled down 4.5 rebounds per contest, earning BIG EAST Freshman of the Week honors six times over the course of his first season in Storrs. An elite shooter from distance, he was able to stretch the floor from the four position by shooting 40.2 percent from 3-point range. Karaban has added bulk this offseason and figures to be one of the most improved players in the country.

Sophomore Apostolos Roumoglou (Xanthi, Greece) returns after appearing in 20 contests last season. The 6-8 wing looks to bring improved outside shooting to the Huskies in '23-24.

Two freshmen will seek to crack the rotation on the wing, with talented newcomers Jayden Ross (Bristow, Va.) and Jayin Stewart (Seattle, Wash.) joining the program. Both are 6-7 shooters who bring size and the ability to space the floor.



**THE BIGS**

The biggest returner for UConn is its sophomore big man, 7-2 center Donovan Clingan (Bristol, Conn.). In a mere 13.0 minutes per game last season, Clingan was the Huskies' fifth-leading scorer and third-leading rebounder with 6.9 points and 5.6 rebounds per game. He also led Connecticut and was among the BIG EAST leaders with 70 blocked shots. Currently UConn's all-time leader in field goal percentage at 65.5 percent, Clingan will look to take a leap forward as his usage increases in his sophomore campaign.

Returning behind Clingan is junior Samson Johnson (Lome, Togo), a 6-10 post who has impressed in offseason workouts. Johnson has appeared in 25 games over the last two campaigns and started last year's season opener. Also aiming to provide depth in the frontcourt is freshman center Youssouf Singare (Bamako, Mali), an intriguing prospect with elite size and athleticism.

**SCHEDULE**


UConn's non-conference schedule has the potential to be one of the strongest in program history. The Huskies will take on a slew of fellow blue bloods in the non-league, with match-ups against Indiana, Kansas, North Carolina, Gonzaga and either Texas or Louisville dotting the slate. UConn will play a total of 16 home games and 15 away from Connecticut during the regular season, including the always-challenging 20-game BIG EAST round robin.

Action kicks off for the 2023-24 campaign on Nov. 6 when the Huskies welcome Northern Arizona for the first-ever meeting between the programs. After two more home games, the action kicks up in earnest with the Saatva Empire Classic at Madison Square Garden. Opening with Indiana on Nov. 19 and set to face Louisville or Texas on Nov. 20, the two games will be the first of four in the regular season that UConn will play at The World's Most Famous Arena.

Home games on Nov. 24 and Nov. 27 follow the Empire Clas-



*Redshirt-Sophomore Alex Karaban*



*Sophomore Donovan Clingan*

sic, then UConn heads to Lawrence, Kan. to take on Kansas in a matchup of the last two national champions. Part of the BIG EAST-Big 12 Battle, the trip to KU will be UConn's first since 1995 and the fourth overall meeting between two of the preeminent programs in college basketball.

Another trip to Manhattan and MSG awaits on Dec. 5 when UConn will take on North Carolina in the Jimmy V Classic. The two titans have not met since a home-and-home series in the 2003-04 and 2004-05 seasons. Following the home non-conference finale on Dec. 9, the Huskies face another modern giant when they head cross-country to take on Gonzaga in the Continental Tire Seattle Tip-Off. The contest on Dec. 15 is a rematch of the 2023 NCAA West Regional Final, won convincingly by the Huskies.

BIG EAST play opens on Dec. 20 with a trip to Seton Hall, before UConn hosts its first conference game on Dec. 23 when it plays host to a revamped St. John's squad and first-year head coach Rick Pitino. Other highlights of league play include match-ups with defending regular season and tournament Marquette on Feb. 17 in Hartford and March 6 in Milwaukee, a Saturday night showdown with Villanova at Gampel Pavilion on Feb. 24 and rivalry tilts with Providence on Jan. 31 and in the regular season finale on March 9.

The Huskies will have seven games on broadcast networks this season, with six (possibly seven) on FOX and the home finale against Seton Hall at Gampel Pavilion on March 3 on CBS. The network exposures set a new program-record.





# BIG EAST

## CONFERENCE

### UCONN'S BIG EAST CONFERENCE CHAMPIONSHIPS

#### REGULAR SEASON

1989-90 (Shared)	1998-99
1993-94	2001-02
1994-95	2002-03 (Shared)
1995-96	2004-05 (Shared)
1997-98	2005-06 (Shared)

#### BIG EAST TOURNAMENT

1990	2002
1996	2004
1998	2011
1999	



# 2023-24 BIG EAST Conference Lineup



**BUTLER**  
**Location:** Indianapolis, Ind.  
**Enrollment:** 4,726  
**Nickname:** Bulldogs  
**Home venue:** Hinkle Fieldhouse (9,100)  
**Head coach:** Thad Matta  
**Career record:** 439-154 (17 years)  
**Record at Butler:** 38-26 (2 years)  
**2022-23 record:** 14-18 overall;  
 6-14 BIG EAST (9th)  
**2022-23 Postseason:** None  
**NCAA Appearances:** 16  
**Last appearance:** 2018  
**Top returning players:**  
 Jalen Thomas (7.0 ppg, 4.7 rpg)



**CONNECTICUT**  
**Location:** Storrs, Conn.  
**Enrollment:** 27,721  
**Nickname:** Huskies  
**Home venues:** Gampel Pavilion (10,167); XL Center (15,564)  
**Head coach:** Dan Hurley  
**Career record:** 255-160 (13 years)  
**Record at UConn:** 104-55 (5 years)  
**2022-23 record:** 31-8 overall;  
 13-7 BIG EAST (T-4th)  
**2021-22 Postseason:** NCAA Champs  
**NCAA Appearances:** 36  
**Last appearance:** 2023  
**Top returning players:**  
 Tristen Newton (10.1 ppg, 4.5 rpg, 4.7 apg)  
 Alex Karaban (9.3 ppg, 4.5 rpg)



**CREIGHTON**  
**Location:** Omaha, Neb.  
**Enrollment:** 8,821  
**Nickname:** Bluejays  
**Home venue:** CHI Health Center (17,390)  
**Head coach:** Greg McDermott  
**Career record:** 580-345 (29 years)  
**Record at CU:** 300-150 (13 years)  
**2022-23 record:** 24-13 overall;  
 14-6 BIG EAST (3rd)  
**2022-23 Postseason:** NCAA Sweet 16  
**NCAA Appearances:** 24  
**Last appearance:** 2023  
**Top returning players:**  
 Ryan Kalkbrenner (15.3p, 6.1r, 2.1bl)  
 Trey Alexander (13.6 ppg, 4.2 rpg)



**DePAUL**  
**Location:** Chicago, Ill.  
**Enrollment:** 22,437  
**Nickname:** Blue Demons  
**Home venue:** Wintrust Arena (10,387)  
**Head coach:** Tony Stubblefield  
**Career record:** 25-39 (2 years)  
**Record at DPU:** 25-39 (2 years)  
**2022-23 record:** 10-23;  
 3-17 BIG EAST (10th)  
**2022-23 Postseason:** None  
**NCAA Appearances:** 18  
**Last appearance:** 2004  
**Top returning players:**  
 Da'Sean Nelson (10.0 ppg, 4.8 rpg)  
 Jalen Terry (5.7 ppg, 3.0 rpg)



**GEORGETOWN**  
**Location:** Washington, D.C.  
**Enrollment:** 7,463  
**Nickname:** Hoyas  
**Home venue:** Capital One Arena (20,600)  
**Head coach:** Ed Cooley  
**Career record:** 334-222 (17 years)  
**Record at Gtown:** First Season  
**2022-23 record:** 7-25 overall;  
 2-18 BIG EAST (11th)  
**2022-23 Postseason:** None  
**NCAA Appearances:** 31  
**Last appearance:** 2021  
**Top returning players:**  
 Jay Heath (12.3 ppg, 3.9 rpg)  
 Wayne Bristol Jr. (3.3 ppg, 1.9 rpg)



**MARQUETTE**  
**Location:** Milwaukee, Wis.  
**Enrollment:** 12,000  
**Nickname:** Golden Eagles  
**Home venue:** Fiserv Forum (17,600)  
**Head coach:** Shaka Smart  
**Career record:** 320-162 (14 years)  
**Record at Marquette:** 48-20 (2 years)  
**2022-23 record:** 29-7 overall;  
 17-3 BIG EAST (1st)  
**2022-23 Postseason:** NCAA 2nd Round  
**NCAA Appearances:** 35  
**Last appearance:** 2023  
**Top returning players:**  
 Kam Jones (15.1 ppg, 3.6 rpg)  
 Tyler Kolek (12.9 ppg, 4.1 rpg, 7.5 apg)



**PROVIDENCE**  
**Location:** Providence, R.I.  
**Enrollment:** 4,834  
**Nickname:** Friars  
**Home venue:** Amica Mutual Pavilion (12,410)  
**Head coach:** Kim English  
**Career record:** 34-29 (2 years)  
**Record at PC:** First Season  
**2022-23 record:** 21-12 overall;  
 13-7 BIG EAST (T-4th)  
**2022-23 Postseason:** NCAA First Round  
**NCAA Appearances:** 22  
**Last appearance:** 2023  
**Top returning players:**  
 Bryce Hopkins (15.8 ppg, 8.5 rpg)  
 Devin Carter (13.0 ppg, 4.9 rpg)



**ST. JOHN'S**  
**Location:** Queens, N.Y.  
**Enrollment:** 20,729  
**Nickname:** Red Storm  
**Home venue:** Carnesecca Arena (5,602);  
 Madsion Square Garden (19,786)  
**Head coach:** Rick Pitino  
**Career record:** 834-293 (35 seasons)  
**Record at SJU:** First Season  
**2022-23 record:** 18-15 overall;  
 7-13 BIG EAST (8th)  
**2022-23 Postseason:** None  
**NCAA Appearances:** 30  
**Last appearance:** 2019  
**Top returning players:**  
 Joel Soriano (15.2 ppg, 11.9 rpg)



**SETON HALL**  
**Location:** South Orange, N.J.  
**Enrollment:** 10,300  
**Nickname:** Pirates  
**Home venue:** Prudential Center (10,353)  
**Head coach:** Shaheen Holloway  
**Career record:** 81-73 (5 years)  
**Record at SHU:** 17-16 (1 year)  
**2022-23 record:** 17-16;  
 10-10 BIG EAST (T-6th)  
**2022-23 Postseason:** NIT 1st Round  
**NCAA Appearances:** 14  
**Last appearance:** 2022  
**Top Returning Players:**  
 Al-Amir Dawes (12.6 ppg, 2.6 rpg)  
 Kadary Richmond (10.1 ppg, 5.2 rpg, 4.1 apg)



**VILLANOVA**  
**Location:** Villanova, Pa.  
**Enrollment:** 6,966  
**Nickname:** Wildcats  
**Home venues:** Finneran Pavilion (6,501); Wells Fargo Center (21,000)  
**Head coach:** Kyle Neptune  
**Career record:** 33-33 (2 years)  
**Record at VU:** 17-17 (1 year)  
**2022-23 record:** 17-17 overall;  
 10-10 BIG EAST (T-6th)  
**2022-23 Postseason:** NIT 1st Round  
**NCAA Appearances:** 41  
**Last appearance:** 2022  
**Top Returning Players:**  
 Eric Dixon (15.4 ppg, 6.6 rpg)  
 Justin Moore (13.5 ppg, 3.5 rpg, 3.2 apg)



**XAVIER**  
**Location:** Cincinnati, Ohio  
**Enrollment:** 6,798  
**Nickname:** Musketeers  
**Home venue:** Cintas Center (10,250)  
**Head coach:** Sean Miller  
**Career record:** 449-266 (18 years)  
**Record at Xavier:** 147-57 (6 years)  
**2022-23 record:** 27-10 overall;  
 15-5 BIG EAST (2nd)  
**2022-23 Postseason:** NCAA Sweet 16  
**NCAA Appearances:** 29  
**Last appearance:** 2023  
**Top returning players:**  
 Zach Freemantle (15.2 ppg, 8.1 rpg)  
 Jerome Hunter (7.8 ppg, 4.4 rpg)





2023-24 UNIVERSITY OF CONNECTICUT BASKETBALL NOTES

**UCONN** is coming off its fifth national championship in 2023, vaulting the Huskies further into rarified air among college basketball's elite. Only UCLA (11), Kentucky (8) and North Carolina (6) have claimed more titles with Connecticut moving into a tie with Duke and Indiana for tied for fourth all-time. The recency of UConn's success has been even more impressive, with all five titles coming since 1999 which is the most in that span.

**UCONN** Coach **Dan Hurley** is in his sixth season at UConn, with a 13-year Division I coaching record of 255-160 (.614) at Wagner (2 seasons, 38-23), Rhode Island (6 seasons, 113-82) and UConn (5 seasons, 104-55). In his first season at his three positions, taking over struggling programs, he has a combined winning percentage of .402. In his second season at his three positions, his combined winning percentage jumps to an impressive .617. He already ranks sixth on UConn's all-time coaching victories list.

**UCONN** has shown consistent improvement during **Dan Hurley's** tenure. In each season under Hurley UConn has improved its winning percentage, culminating with the .795 winning percentage in 2022-23.

**UCONN** will have six new scholarship players on the 2022-23 roster, with a top-five recruiting class of five freshmen in addition to graduate transfer **Cam Spencer**.

**UCONN** will return three of its top-five scorers from a season ago in **Tristen Newton**, **Alex Karaban** and **Donovan Clingan**. Newton has scored over 1,400 career points, while Clingan currently stands as UConn's career leader in field goal percentage at 65.5

**UCONN** has played more games in **Madison Square Garden** than any venue except for its home courts in Storrs and Hartford. The Huskies have played 127 games in MSG, with an overall record there of 68-60 (.528). They have won 10 championships there of one form or another, including seven BIG EAST Tournament titles (1990, 1996, 1998, 1999, 2002, 2004 and 2011) and the 2014 NCAA East Regional Championship. UConn Coach Dan Hurley is 5-6 at MSG with the Huskies.



## 2023-24 University of Connecticut Men's Basketball Schedule

DATE	OPPONENT	TV	SITE	TIME
<b>NOVEMBER</b>				
Mon 6	Northern Arizona	FS1 / Fox Sports App	Gampel Pavilion, Storrs, Conn.	6:30 p.m.
Sat 11	Stonehill	FS2	XL Center, Hartford, Conn.	12 p.m.
Tue 14	Mississippi Valley State	FS2	XL Center, Hartford, Conn.	7 p.m.
Sun 19	vs. Indiana ^	ESPN	Madison Square Garden, New York, N.Y.	1 p.m.
Mon 20	vs. Louisville / Texas ^	ESPNU	Madison Square Garden, New York, N.Y.	4:30 or 7 p.m.
Fri 24	Manhattan	FS1	XL Center, Hartford, Conn.	2 p.m.
Mon 27	New Hampshire	CBSSN	Gampel Pavilion, Storrs, Conn.	7 p.m.
<b>DECEMBER</b>				
Fri 1	at Kansas %	ESPN2	Allen Fieldhouse, Lawrence, Kan.	9 p.m.
Tue 5	vs. North Carolina &	ESPN	Madison Square Garden, New York, N.Y.	9 p.m.
Sat 9	Arkansas Pine Bluff	FS2	Gampel Pavilion, Storrs, Conn.	12 p.m.
Fri 15	vs. Gonzaga #	ESPN2	Climate Pledge Arena, Seattle, Wash.	10 p.m.
Wed 20	at Seton Hall *	CBSSN	Prudential Center, Newark, N.J.	7 p.m.
Sat 23	St. John's *	FOX	XL Center, Hartford, Conn.	8 p.m.
<b>JANUARY</b>				
Tues 2	DePaul *	CBSSN	Gampel Pavilion, Storrs, Conn.	7 p.m.
Fri 5	at Butler *	FS1	Hinkle Fieldhouse, Indianapolis, Ind.	6:30 p.m.
Wed 10	at Xavier *	FS1	Cintas Center, Cincinnati, Ohio	8:30 p.m.
Sun 14	Georgetown *	FOX	XL Center, Hartford, Conn.	12 or 4:30 p.m.
Wed 17	Creighton *	FS1	Gampel Pavilion	7 p.m.
Sat 20	at Villanova *	FOX/FS1	Wells Fargo Center, Philadelphia, Pa.	8 p.m.
Sun 28	Xavier *	FS1	XL Center, Hartford, Conn.	12 p.m.
Wed 31	Providence *	FS1	Gampel Pavilion, Storrs, Conn.	8:30 p.m.
<b>FEBRUARY</b>				
Sat 3	at St. John's *	FOX	Madison Square Garden, New York, N.Y.	12 p.m.
Tue 6	Butler *	FS1	XL Center, Hartford, Conn.	8:30 p.m.
Sat 10	at Georgetown *	FS1	Capital One Arena, Washington, D.C.	12 p.m.
Wed 14	at DePaul *	CBSSN	Wintrust Arena, Chicago, Ill.	9 p.m.
Sat 17	Marquette *	FOX	XL Center, Hartford, Conn.	3 p.m.
Tue 20	at Creighton *	FS1	CHI Health Center, Omaha, Neb.	8:30 p.m.
Sat 24	Villanova *	FOX	Gampel Pavilion, Storrs, Conn.	8 p.m.
<b>MARCH</b>				
Sun 3	Seton Hall *	CBS	Gampel Pavilion, Storrs, Conn.	12 p.m.
Wed 6	at Marquette *	FS1	Fiserv Forum, Milwaukee, Wis.	8:30 p.m.
Sat 9	at Providence *	FOX	Amica Mutual Pavilion, Providence, R.I.	TBD
<b>Wed-Sat 13-16</b>	<b>BIG EAST Tournament</b>	<b>FS1/FOX</b>	<b>Madison Square Garden, New York, N.Y.</b>	

\* - BIG EAST Conference opponent

^ - Empire Classic

% - BIG EAST / Big 12 Battle

&amp; - Jimmy V Classic

# - Seattle Tip-Off

All times Eastern Standard

Information subject to change



## 2023-24 University of Connecticut Men's Basketball Roster

No.	Name	Yr.	Pos.	Ht.	Wt.	Hometown / Last School
1	Solomon Ball	Fr.	G	6-3	185	Leesburg, Va. / Brewster Academy
2	Tristen Newton	Gr.	G	6-5	195	El Paso, Texas / East Carolina
3	Jaylin Stewart	Fr.	F	6-7	205	Seattle, Wash. / Garfield HS
5	Stephon Castle	Fr.	G	6-6	215	Covington, Ga. / Newton HS
10	Hassan Diarra	Sr.	G	6-2	190	Queens, N.Y. / Texas A&M
11	Alex Karaban	R-So.	F	6-8	220	Southborough, Mass. / IMG Academy
12	Cam Spencer	Gr.	G	6-4	205	Davidsonville, Md. / Rutgers
20	Andrew Hurley	Sr.	G	6-1	170	Glastonbury, Conn. / East Catholic HS
23	Jayden Ross	Fr.	F	6-7	195	Bristow, Va. / Long Island Lutheran
24	Youssef Singare	Fr.	C	6-10	220	Bamako, Mali / Our Saviour Lutheran
32	Donovan Clingan	So.	C	7-2	280	Bristol, Conn. / Bristol Central HS
33	Apostolos Roumoglou	So.	G	6-8	215	Xanthi, Greece / Arion Xanthi
35	Samson Johnson	Jr.	F	6-10	225	Lome, Togo / The Patrick School
40	Andre Johnson Jr.	Fr.	G	6-4	170	Bristol, Conn. / South Kent School

### **COACHING STAFF**

**Head Coach:** DAN HURLEY (Seton Hall '96), Sixth Season

**Record at school/years: 104-55/5; Career record/years: 255-160/13**

**Associate Head Coach:** KIMANI YOUNG (UTEP '98)

**Assistant Coach:** TOM MOORE (Boston University '87)

**Assistant Coach:** LUKE MURRAY (Fairfield '07)

### **SUPPORT STAFF**

**Director of Basketball Administration:** Paul Wettemann (UConn '18, UConn '20)

**Athletic Trainer:** James Doran (San Diego St. '98; Wyoming '00)

**Director of Sports Performance:** Gavin Roberts (Purdue '13, Purdue '15)

**Video and Scouting Coordinator:** Mathew Johnson (Tampa '17, UConn '22)

**Director of Player Development:** Mamadou Diarra (UConn '20, UConn '22)

**Graduate Assistant:** Andre Berry (Rhode Island '18)

**Graduate Assistant:** Rich Kelly (Quinnipiac '20, Boston College '21)

**Graduate Assistant:** Malik Martin (Rhode Island '23)

**Program Assistant:** Chris Mastrangelo (UConn '21, UConn '23)

### **PRONUNCIATIONS**

Hassan Diarra -- ha-SAHN DEE-arra

Apostolos Roumoglou -- ahh-POS-two-los ROOM-ahh-glue

Youssef Singare -- YOU-sef SING-gary-aay

# 2 Tristen NEWTON



Grad • G • 6-5 • 195  
El Paso, Texas • East Carolina • Burges HS

**As a Senior in 2022-23:** Had an immediate impact after transferring to UConn... Appeared in all 39 games, starting 38, averaged 10.1 points, 4.5 rebounds, and led team in assists (4.7)... Had double-double (19 points, 10 rebounds) and went 8-of-8 from the foul line in NCAA National Championship game vs. San Diego State... Named to All-Final Four Team... Set UConn record with two triple-doubles in same season – 22 points, 10 rebounds, 11 assists vs. Buffalo (11/15/22) and 12 points, 10 rebounds, 12 assists vs. Marquette (2/7/23)... Had 17 double-figure scoring games... Shot .374 overall, .366 from three-point range and .816 from foul line... Named to BIG EAST Weekly Honor Roll on Nov. 28.

**Before UConn:** Transferred to UConn before the 2022-23 season as a senior after three seasons at East Carolina University... Appeared in 78 games for ECU, starting 65, and averaged 13.1 points, 4.6 rebounds, 4.3 assists, and shot .404 overall and .316 from three-point range... Scored 1,018 points at ECU... Ranks sixth in career assists at ECU... Named to the 2021-22 All-American Conference Second Team.

**As a Junior in 2021-22 (at East Carolina):** Had his best season as a college player up to that point, starting all 30 of ECU's games, averaging 17.7 points, 4.8 rebounds, 5.0 assists, shooting .435 overall, and .333 from three-point range – all career bests – and helping the Pirates reach a .500 record for the first time in eight years... Led league in free throw percentage (.879) and was second in assists (5.0)... Had 28 double-figure scoring games, including eight 20+ games and two 30+ games, including a career-high 32 against Tulane (1/5/22)... Named to Second Team All-American Athletic Conference.

**As a Sophomore in 2020-21 (at East Carolina):** Appeared in 17 games, starting 16 in Covid-abbreviated season ... Averaged 8.7 points, 4.3 rebounds, 4.2 assists, 1.2 steals, shot .348 overall, .262 from beyond the arc and .895 from free throw line (ranked second in AAC)... Scored double-figures in nine games.

**As a Freshman in 2019-20 (at East Carolina):** Played in all 31 of ECU's games, starting 19, including the last 12 of the season (which was halted by the pandemic)... Averaged 11.0 points, 4.5 rebounds, 3.7 assists (led team), 1.7 steals (led team), shot .390 overall, .324 from three (led team) and .802 from the foul line (led team)... Set ECU freshman record for total assists (114)... Had 16 double-figure scoring games, five 20+ games, including a season-high 25 against UConn (2/29/20).

**Before College:** Four-year letterman at Burges High School (El Paso, Texas), finishing his career with an impressive 3,266 points, 853 rebounds, 472 assists and 334 steals... As a senior, averaged 37.2 points (first in Texas, sixth in the country), 9.2 rebounds, 2.7 assists and 2.6 steals and led Mustangs to District 1-5A championship... Named El Paso Times Player of the Year... Named All-State, twice named to TABC Class 5A All-Region Team, selected to play in 2019 TABC All-Star Game... Three-time All-City First Team selection... Played AAU ball with Yes II Success.

**Personal Information:** Tristen Jamal Newton ... Born April 26, 2001... Son of Erika and Montreal Newton... Has one older brother, Jawaun, who played three seasons at Evansville and was a grad transfer last season at Southern Illinois... Cousin of Green Bay Packers running back Aaron Jones and former Baltimore Ravens linebacker Alvin Jones.

## Career Statistics

SEASON	TEAM	GP-GS	MIN/AVG	Field Goals		3-Point		F-Throws		Rebounds				Scoring						
				FG-FGA	FG%	3FG-3FGA	3FG%	FT-FTA	FT%	OFF	DEF	TOT	AVG	PF-FO	A	TO	BLK	STL	PTS	AVG
2019-20	ECU	31-19	928/29.9	103-264	.390	33-102	.324	101-126	.802	16	123	139	4.5	62-1	114	59	10	37	340	11.0
2020-21	ECU	17-16	533/31.3	49-141	.348	16-61	.262	34-38	.895	18	55	73	4.3	33-0	72	38	5	21	148	8.7
2021-22	ECU	30-30	1040/34.7	165-379	.435	48-144	.333	152-173	.879	25	119	144	4.8	71-1	151	104	9	43	530	17.7
2022-23	UConn	39-38	1123/28.8	107-286	.374	45-123	.366	133-163	.816	45	130	175	4.5	81-0	185	93	10	43	392	10.1
<b>TOTAL FOR UConn</b>		<b>39-38</b>	<b>1123/28.8</b>	<b>107-286</b>	<b>.374</b>	<b>45-123</b>	<b>.366</b>	<b>133-163</b>	<b>.816</b>	<b>45</b>	<b>130</b>	<b>175</b>	<b>4.5</b>	<b>81-0</b>	<b>185</b>	<b>93</b>	<b>10</b>	<b>43</b>	<b>392</b>	<b>10.1</b>
<b>TOTAL</b>		<b>117-103</b>	<b>3624/31.0</b>	<b>424-1070</b>	<b>.396</b>	<b>142-430</b>	<b>.330</b>	<b>420-500</b>	<b>.840</b>	<b>104</b>	<b>427</b>	<b>531</b>	<b>4.5</b>	<b>247-2</b>	<b>522</b>	<b>294</b>	<b>34</b>	<b>144</b>	<b>1410</b>	<b>12.1</b>



**TRISTEN NEWTON GAME-BY-GAME STATISTICS**

**Career-Highs**

2022-23

Opponent	Date	GS	MIN	Total		3-Pointers		Free throws		Rebounds					PTS	AVG					
				FG-FGA	PCT	3FG-3FGA	PCT	FT-FTA	PCT	OFF	DEF	TOT	AVG	PF			A	TO	BLK	STL	
Stonehill	11/07/2022	*	21:14	0-5	.000	0-3	.000	9-12	.750	1	5	6	6	3	3	2	1	1	9	9.0	
Boston U.	11/11/2022	*	31:40	4-10	.400	2-4	.500	3-2	.500	0	6	6	6	3	1	4	0	0	11	10.0	
Buffalo	11/15/2022	*	35:50	4-14	.286	0-5	.000	14-17	.824	1	9	10	7	3	1	4	1	4	22	14.0	
UNCW	11/18/2022	*	20:44	2-4	.500	0-1	.000	4-5	.800	1	2	3	6	3	4	0	0	0	8	12.5	
Delaware St.	11/20/2022	*	19:21	2-4	.500	2-4	.500	0-1	.000	1	2	5	4	0	1	2	0	1	6	11.2	
vs Oregon	11/24/2022	*	28:56	7-10	.700	5-6	.833	4-5	.800	0	4	4	5	2	1	6	0	0	23	13.2	
vs Alabama	11/25/2022	*	34:17	1-6	.167	1-2	.500	6-6	1.000	1	3	4	5	3	8	1	1	4	9	12.6	
vs Iowa St.	11/27/2022	*	26:40	3-6	.500	2-4	.500	5-6	.833	3	1	4	4	2	3	8	0	0	13	12.6	
Oklahoma St.	12/01/2022	*	28:21	1-5	.200	0-2	.000	0-0	.000	1	1	2	4	2	1	2	0	2	2	11.4	
at Florida	12/07/2022	*	31:12	2-6	.333	1-2	.500	0-0	.000	1	4	5	4	1	3	5	0	0	5	10.8	
LIU	12/10/2022	*	25:55	0-5	.000	0-4	.000	2-2	1.000	0	2	2	4	1	7	2	1	1	2	10.0	
at Butler	12/17/2022	*	32:06	1-7	.143	1-5	.200	2-2	1.000	1	7	8	4	1	3	2	1	0	5	9.6	
Georgetown	12/20/2022	*	28:50	4-14	.286	0-2	.000	9-10	.900	1	2	3	4	2	1	4	1	1	11	10.0	
Villanova	12/28/2022	*	20:47	0-2	.000	0-1	.000	6-6	1.000	0	1	1	2	3	4	1	0	0	6	9.9	
at Xavier	12/31/2022	*	32:52	2-5	.400	2-3	.667	0-0	.000	2	5	7	4	4	7	4	1	1	6	9.6	
at Providence	01/04/2023	*	33:59	3-11	.273	0-3	.000	0-1	.000	1	2	4	3	4	5	2	0	0	6	9.4	
Creighton	01/07/2023	*	23:31	3-7	.429	2-3	.667	5-6	.833	1	3	4	4	2	2	1	0	2	1	9.6	
at Marquette	01/11/2023	*	27:39	3-8	.375	1-5	.200	0-0	.000	0	3	3	4	2	2	1	0	0	7	9.4	
St. John's (NY)	01/15/2023	*	18:17	0-1	.000	0-1	.000	0-2	.000	0	1	1	4	0	1	1	0	0	0	8.9	
at Seton Hall	01/18/2023	*	29:07	2-5	.400	1-4	.250	6-6	1.000	1	2	3	4	2	4	3	0	1	11	9.1	
Butler	01/22/2023	*	24:47	3-6	.500	0-1	.000	5-6	.833	0	4	4	4	2	2	0	1	1	11	9.1	
Xavier	01/25/2023	*	34:38	6-12	.500	2-5	.400	9-11	.818	3	1	4	4	3	4	5	0	1	23	9.8	
at DePaul	01/31/2023	*	33:24	6-12	.500	1-4	.250	8-8	1.000	0	0	0	3	2	3	0	0	3	21	10.3	
at Georgetown	02/04/2023	*	33:09	6-14	.429	3-5	.600	0-2	.000	3	5	8	4	1	6	1	1	3	15	10.5	
Marquette	02/07/2023	*	35:24	4-9	.444	1-2	.500	3-5	.600	3	7	10	4	3	12	5	0	2	12	10.5	
at Creighton	02/11/2023	*	26:15	1-4	.250	0-1	.000	0-0	.000	0	0	0	4	0	1	4	3	0	2	10.2	
Seton Hall	02/18/2023	*	18:43	1-4	.250	0-2	.000	4-4	1.000	1	2	3	4	3	2	4	0	0	6	10.0	
Providence	02/21/2023	*	33:05	3-10	.300	1-3	.333	3-3	1.000	0	3	3	4	2	5	4	1	1	13	10.1	
at St. John's (NY)	02/25/2023	*	33:30	2-7	.286	1-2	.500	3-6	.500	4	3	7	4	2	1	8	4	2	8	10.0	
DePaul	03/01/2023	*	28:29	5-7	.714	2-3	.667	0-0	.000	0	5	5	4	2	6	2	1	2	12	10.1	
at Villanova	03/05/2023	*	33:25	3-9	.333	1-4	.250	2-2	1.000	1	4	5	4	3	7	4	1	1	9	10.1	
vs Providence	03/09/2023	*	26:57	5-11	.455	4-6	.667	2-2	1.000	3	1	4	4	2	3	7	1	0	16	10.3	
vs Marquette	03/10/2023	*	31:59	2-10	.200	0-2	.000	3-5	.600	4	2	6	4	2	6	1	0	0	7	10.2	
vs Iowa	03/17/2023	*	23:35	1-5	.200	0-2	.000	2-2	1.000	0	4	4	4	2	3	6	0	0	4	10.0	
vs Saint Mary's (CA)	03/19/2023	*	27:24	4-7	.571	3-4	.750	2-2	1.000	0	3	3	4	2	5	4	1	1	13	10.1	
vs Arkansas	03/23/2023	*	31:03	2-6	.333	2-3	.667	0-0	.000	1	5	6	4	3	4	7	4	0	6	9.9	
vs Gonzaga	03/25/2023	*	29:05	2-7	.286	0-3	.000	4-6	.667	2	5	7	4	3	3	1	0	0	8	9.9	
vs Miami (FL)	04/01/2023	*	32:48	2-8	.250	1-3	.333	2-2	1.000	1	4	5	4	3	7	3	1	0	8	9.8	
vs San Diego St.	04/03/2023	*	32:34	5-11	.455	1-3	.333	8-8	1.000	2	8	10	4	5	2	4	5	0	2	19	10.1
<b>Totals</b>			<b>38</b>	<b>1122:41</b>	<b>407-286</b>	<b>.374</b>	<b>45-123</b>	<b>.366</b>	<b>133-163</b>	<b>.816</b>	<b>45</b>	<b>130</b>	<b>175</b>	<b>4.5</b>	<b>81</b>	<b>185</b>	<b>93</b>	<b>10</b>	<b>43</b>	<b>392</b>	<b>10.1</b>

**Points**

32 vs. Tulane (1/5/22)

**Field Goals Made**

11 vs. Tulane (1/5/22)

**Field Goals Attempted**

19 (2x), UCF (1/18/22)

**Three-Pt. Field Goals Made**

5 (4x), last vs. Oregon (N) (11/24/22)

**Three-Pt. Field Goals Attempted**

10 vs. UCF (1/18/22)

**Free Throws Made**

14 vs. Buffalo (XL) (11/15/22)

**Free Throws Attempted**

17 vs. Buffalo (XL) (11/15/22)

**Rebounds**

13 at Memphis (2/19/20)

**Assists**

12 vs. Marquette (XL) (2/7/23)

**Steals**

4 (3x), last vs. Alabama (N) (11/25/22)

**Blocks**

2 vs. Creighton (GP) (1/7/23)

**Minutes**

40 at Memphis (3/27/22)

2021-22 (at East Carolina)

Opponent	Date	GS	MIN	Total		3-Pointers		Free throws		Rebounds					PTS	AVG					
				FG-FGA	PCT	3FG-3FGA	PCT	FT-FTA	PCT	OFF	DEF	TOT	AVG	PF			A	TO	BLK	STL	
South Carolina St.	11/09/2021	*	25:05	5-12	.417	1-5	.200	4-4	1.000	1	1	2	2	0	3	2	1	0	15	15.0	
Canisius	11/12/2021	*	26:19	5-9	.556	1-4	.250	3-4	.750	1	6	7	4	5	4	6	5	0	1	14	14.5
Western Caro.	11/14/2021	*	34:22	10-16	.625	5-7	.714	5-5	1.000	0	6	6	5	2	6	2	0	1	30	19.7	
vs Oklahoma	11/18/2021	*	35:35	7-14	.500	1-6	.167	3-4	.750	1	2	3	4	2	1	4	0	1	18	19.3	
vs Old Dominion	11/19/2021	*	31:09	5-10	.500	1-3	.333	7-8	.875	0	4	4	4	2	6	1	1	3	18	19.0	
vs Davidson	11/21/2021	*	33:58	9-14	.643	3-5	.600	7-8	.875	1	4	5	4	5	5	2	0	2	28	20.5	
Coppin St.	11/27/2021	*	38:34	7-18	.389	2-6	.333	0-1	.000	0	4	4	4	2	5	1	0	2	16	19.9	
Old Dominion	11/30/2021	*	32:43	5-10	.500	3-6	.500	0-0	.000	0	1	1	4	0	1	8	2	0	13	19.0	
Gardner-Webb	12/04/2021	*	26:41	4-10	.400	0-3	.000	4-5	.800	0	2	2	3	8	0	4	1	3	12	18.2	
N.C. A&T	12/07/2021	*	30:49	3-8	.375	2-4	.500	6-6	1.000	2	1	3	3	7	2	8	4	0	1	14	17.8
vs Liberty	12/17/2021	*	28:26	4-10	.400	0-3	.000	7-8	.875	0	4	4	3	7	3	4	0	1	15	17.5	
Southern Miss.	12/21/2021	*	35:52	6-12	.500	0-3	.000	10-11	.909	0	4	4	3	2	6	1	0	1	22	17.9	
Tulane	01/05/2022	*	39:50	11-19	.579	5-9	.556	5-6	.833	1	4	5	3	8	1	3	2	1	3	32	19.0
at Temple	01/08/2022	*	36:23	3-11	.273	0-4	.000	2-2	1.000	0	6	6	4	0	1	9	1	0	8	18.2	
at Cincinnati	01/12/2022	*	34:12	4-11	.364	0-3	.000	3-3	1.000	2	2	4	4	5	4	4	0	2	11	17.7	
Memphis	01/15/2022	*	37:33	3-8	.375	1-4	.250	4-4	1.000	0	3	3	3	9	4	7	6	1	2	11	17.3

# 10 Hassan DIARRA



Sr. • G • 6-2 • 190  
Queens, N.Y. • Texas A&M • Putnam Science Academy

**As a Junior in 2022-23:** Appeared in 36 games in 2022-23, with three starts, including the BIG EAST Tournament opener... Averaged 2.1 points, 1.3 rebounds, 1.8 assists per game... His 28 steals ranked third on the team... Provided excellent on-ball defense throughout the season, and especially during the postseason... Had 1.7 assist-to-turnover ratio, among top three on the team... Returns as likely spot starter or first guard off the bench in 2023-24.

**Before UConn:** Transferred to UConn as a junior following two seasons at Texas A&M. Has one season of eligibility remaining, plus the option of another season, granted by the NCAA for student-athletes affected by the pandemic... Appeared in 58 games at A&M, starting 9, scoring 351 career points, grabbing 108 rebounds, with 86 assists, 47 steals, shooting .363 overall, .318 from three-point range, and .694 from the foul line... Tough defender with a knack of making clutch shots... Part of 35 victories at Texas A&M, including an appearance in the NIT Championship game.

**As a Sophomore in 2021-22 (at Texas A&M):** Appeared in all 40 games for Texas A&M, starting three, averaging 6.2 points, 1.8 rebounds, 1.4 assists, shooting .370 overall, .324 from three-point range and .718 from the foul line.... Helped the Aggies to a 27-13 record and to the championship game of the NIT at Madison Square Garden... Had 11 double-figure scoring games, including career-high 17 vs. Notre Dame (11/24/21)... Had career-high 4 three-pointers vs. Dallas Christian (12/27/21)... Hit three-pointers at the buzzer that won games against Abilene Christian and Florida.

**As a Freshman in 2020-21 (at Texas A&M):** Played in all 18 games during the Covid-abbreviated schedule, starting six. Averaged 5.8 points, 2.1 rebounds, 1.7 assists, 1.1 steals and shot .350 overall, .304 from beyond the arc and .633 from the foul line... Finished second on the team with 19 steals... Had three double-figure scoring games, including 14 against New Orleans in his first college game, in which he also had a career-high 6 steals... Season highs of 14 points against New Orleans and Wofford.

**Before College:** Consensus Top 75 recruit... Ranked as a four-star recruit and No. 1 player in Connecticut by 247Sports and ESPN... Played three years at Putnam (Conn.) Science Academy, leading team to National Prep Championship in both 2018-19 and 1019-20... Finished as the program's all-time leading scorer with 1,469 points... Began high school at Holy Cross in Queens, N.Y., for two years... Played AAU ball with the PSA Cardinals on the Nike EYBL Circuit, averaging 13.2 points, 4.6 rebounds, 4.1 assists.

**Personal Information:** Hassan Diarra... Born March 17, 2001... Son of Kadija Kone and Fousseny Diarra... Has an older brother, Mamadou, a younger brother, Cherif, and two younger sisters, Fanta and Ouleymatou... Mamadou is currently the Director of Player Development on the UConn coaching staff. Cherif is a forward at Division II Southern Connecticut State University.

## Career Statistics

SEASON	TEAM	GP-GS	MIN/AVG	Field Goals		3-Point		F-Throws		Rebounds				Scoring						
				FG-FGA	FG%	3FG-3FGA	3FG%	FT-FTA	FT%	OFF	DEF	TOT	AVG	PF-FO	A	TO	BLK	STL	PTS	AVG
2020-21	TA&M	18-6	354/19.7	36-103	.350	14-46	.304	19-30	.633	7	30	37	2.1	33-0	30	38	2	19	105	5.8
2021-22	TA&M	40-3	614/15.4	78-211	.370	34-105	.324	56-78	.718	7	64	71	1.8	54-0	56	52	8	28	246	6.2
2022-23	UConn	36-3	455/12.7	25-83	.301	7-37	.189	19-37	.514	12	36	48	1.3	44-0	66	38	8	28	76	2.1
<b>TOTAL FOR UConn</b>		<b>36-3</b>	<b>455/12.7</b>	<b>25-83</b>	<b>.301</b>	<b>7-37</b>	<b>.189</b>	<b>19-37</b>	<b>.514</b>	<b>12</b>	<b>36</b>	<b>48</b>	<b>1.3</b>	<b>44-0</b>	<b>66</b>	<b>38</b>	<b>8</b>	<b>28</b>	<b>76</b>	<b>2.1</b>
<b>TOTAL</b>		<b>94-12</b>	<b>1424/15.1</b>	<b>139-397</b>	<b>.350</b>	<b>55-188</b>	<b>.293</b>	<b>94-145</b>	<b>.648</b>	<b>26</b>	<b>130</b>	<b>156</b>	<b>1.7</b>	<b>131-0</b>	<b>152</b>	<b>128</b>	<b>18</b>	<b>75</b>	<b>427</b>	<b>4.5</b>



HASSAN DIARRA GAME-BY-GAME STATISTICS

2022-23

Opponent	Date	GS	MIN	Total			3-Pointers			Free throws			Rebounds				PF	A	TO	BLK	STL	PTS	AVG
				FG-FGA	PCT	3FG-3FGA	PCT	FT-FTA	PCT	OFF	DEF	TOT	AVG										
Stonehill	11/07/2022		27:21	5-9	.556	1-3	.333	0-2	.000	1	4	5	5.0	2	7	3	0	3	11	11.0			
Boston U.	11/11/2022	*	33:25	1-3	.333	1-2	.500	3-6	.500	0	3	3	4.0	2	6	2	0	0	6	8.5			
Buffalo	11/15/2022	*	16:25	1-3	.333	0-1	.000	1-2	.500	0	1	1	3.0	3	2	0	2	0	3	6.7			
UNCW	11/18/2022		14:35	0-3	.000	0-0	.000	0-0	.000	1	1	2	2.8	3	3	0	0	0	5.0				
Delaware St.	11/20/2022		21:25	1-2	.500	0-1	.000	1-2	.500	0	1	1	2.4	0	5	3	0	2	3	4.6			
vs Oregon	11/24/2022		10:44	0-2	.000	0-2	.000	0-0	.000	2	2	4	2.7	2	1	0	0	0	3.8				
vs Alabama	11/25/2022		14:47	0-2	.000	0-0	.000	2-2	1.000	0	1	1	2.4	1	2	0	1	1	2	3.6			
vs Iowa St.	11/27/2022		15:11	2-6	.333	1-4	.250	2-3	.667	1	1	2	2.4	1	1	0	0	1	7	4.0			
Oklahoma St.	12/01/2022		08:25	0-3	.000	0-1	.000	0-1	.000	0	1	1	2.2	0	1	0	0	0	3.6				
at Florida	12/07/2022		13:17	0-1	.000	0-1	.000	0-0	.000	0	2	2	2.2	1	2	3	1	0	0	3.2			
LIU	12/10/2022		13:58	1-5	.200	0-2	.000	0-0	.000	0	1	1	2.1	2	3	2	0	2	2	3.1			
at Butler	12/17/2022		07:54	0-5	.000	0-0	.000	0-0	.000	0	2	2	2.1	1	1	0	0	1	0	2.8			
Georgetown	12/20/2022		12:14	2-4	.500	1-3	.333	0-0	.000	0	0	0	1.9	1	2	0	1	1	5	3.0			
Villanova	12/28/2022		20:24	1-3	.333	0-2	.000	4-6	.667	0	2	2	1.9	0	3	0	0	4	6	3.2			
at Xavier	12/31/2022		12:04	2-3	.667	1-2	.500	0-0	.000	0	1	1	1.9	1	1	2	0	1	5	3.3			
at Providence	01/04/2023		13:51	0-4	.000	0-0	.000	1-4	.250	2	0	2	1.9	3	0	0	0	1	1	3.2			
Creighton	01/07/2023		16:29	0-3	.000	0-2	.000	0-0	.000	0	1	1	1.8	1	1	1	0	1	0	3.0			
at Marquette	01/11/2023		06:32	1-1	1.000	0-0	.000	0-0	.000	0	0	0	1.7	1	1	1	0	0	2	2.9			
St. John's (NY)	01/15/2023		19:42	1-4	.250	0-0	.000	2-3	.667	0	0	0	1.6	2	4	3	0	1	4	3.0			
at Seton Hall	01/18/2023		15:02	1-3	.333	0-2	.000	0-0	.000	2	3	1	1.7	4	1	0	0	2	3.0				
Butler	01/22/2023		14:03	3-3	1.000	1-1	1.000	1-2	.500	0	0	0	1.6	2	3	0	1	1	8	3.2			
Xavier	01/25/2023		08:51	0-1	.000	0-0	.000	0-0	.000	0	1	1	1.6	1	0	0	1	0	0	3.0			
at DePaul	01/31/2023		05:28	0-1	.000	0-1	.000	0-0	.000	0	0	0	1.5	1	0	1	0	0	0	2.9			
at Georgetown	02/04/2023		05:10	1-1	1.000	0-0	.000	0-0	.000	0	0	0	1.5	0	0	2	0	0	2	2.9			
Marquette	02/07/2023		07:19	0-2	.000	0-1	.000	0-0	.000	1	6	7	3.0	1	3	2	0	1	3	2.1			
at Creighton	02/11/2023		17:01	1-2	.500	1-1	1.000	0-0	.000	2	1	3	1.5	1	2	1	0	2	3	2.8			
Seton Hall	02/18/2023		24:16	1-3	.333	0-1	.000	2-4	.500	1	2	3	1.5	1	4	0	1	1	4	2.8			
Providence	02/22/2023		09:21	0-1	.000	0-1	.000	0-0	.000	0	0	0	1.5	3	2	0	0	0	0	2.7			
vs Providence	03/09/2023	*	13:01	0-1	.000	0-0	.000	0-0	.000	0	1	1	1.4	2	2	0	1	0	1	0	2.6		
vs Marquette	03/10/2023		06:01	0-0	.000	0-0	.000	0-0	.000	0	1	1	1.4	1	0	1	1	0	0	2.5			
vs Iowa	03/17/2023		10:57	0-3	.000	0-1	.000	0-0	.000	0	2	2	1.5	1	3	1	2	0	2	2.5			
vs Saint Mary's (CA)	03/19/2023		04:46	0-1	.000	0-1	.000	0-0	.000	0	1	1	1.4	0	1	0	0	0	0	2.4			
vs Arkansas	03/23/2023		04:20	0-0	.000	0-0	.000	0-0	.000	0	1	1	1.4	0	1	0	0	0	0	2.3			
vs Gonzaga	03/25/2023		07:45	0-0	.000	0-0	.000	0-0	.000	0	0	0	1.4	0	2	0	0	0	0	2.2			
vs Miami (FL)	04/01/2023		03:00	0-0	.000	0-0	.000	0-0	.000	0	1	1	1.4	0	0	1	0	0	0	2.2			
vs San Diego St.	04/03/2023		00:30	0-0	.000	0-0	.000	0-0	.000	0	0	0	1.3	0	0	0	0	0	0	2.1			
<b>Totals</b>			<b>3 455:27</b>	<b>25-83</b>	<b>.301</b>	<b>7-37</b>	<b>.189</b>	<b>19-37</b>	<b>.514</b>	<b>12</b>	<b>36</b>	<b>48</b>	<b>1.3</b>	<b>44</b>	<b>66</b>	<b>38</b>	<b>8</b>	<b>28</b>	<b>76</b>	<b>21.1</b>			

Points

17 vs. Notre Dame (N) (11/24/21)

Field Goals Made

5 (2x), last vs. Stonehill (XL) (11/7/22)

Field Goals Attempted

12 vs. Northwestern State (12/21/21)

Three-Pt. Field Goals Made

4 vs. Dallas Christian (12/27/21)

Three-Pt. Field Goals Attempted

8 vs. Dallas Christian (12/27/21)

Free Throws Made

8 vs. Alcorn (3/15/22)

Free Throws Attempted

11 vs. Notre Dame (N), (11/24/21)

Rebounds

7 vs. A&M Corpus Christi (11/14/21)

Assists

7 vs. Stonehill (XL) (11/7/22)

Steals

6 vs. New Orleans (11/29/20)

Blocks

1 (15x), last vs. Seton Hall (GP) (2/18/23)

Minutes

35 vs. Wofford (12/21/20)

2021-22 (at Texas A&M)

Opponent	Date	GS	MIN	Total			3-Pointers			Free throws			Rebounds				PF	A	TO	BLK	STL	PTS	AVG
				FG-FGA	PCT	3FG-3FGA	PCT	FT-FTA	PCT	OFF	DEF	TOT	AVG										
North Florida	11/10/2021		08:18	0-5	.000	0-1	.000	0-0	.000	0	1	1	1.0	0	1	1	0	0	0	0	0.0		
Ablene Christian	11/12/2021		13:22	3-6	.500	1-4	.250	2-3	.667	0	1	1	1.0	0	1	1	0	0	9	4.5			
A&M-Corpus Christi	11/14/2021		20:01	1-6	.167	1-5	.200	0-0	.000	1	6	7	3.0	1	3	2	0	1	3	4.0			
Houston Baptist	11/17/2021		16:04	2-6	.333	1-4	.250	0-0	.000	0	2	2	2.8	0	2	1	1	1	5	4.3			
vs Wisconsin	11/22/2021		11:15	0-2	.000	0-1	.000	0-0	.000	0	1	1	2.4	0	1	1	1	0	0	3.4			
at Butler	11/23/2021		06:23	0-1	.000	0-0	.000	0-0	.000	0	2	2	2.0	0	0	0	0	0	5	3.7			
vs Notre Dame	11/24/2021		26:36	4-9	.444	2-4	.500	7-11	.636	1	2	3	2.3	2	2	1	0	1	17	5.6			
New Orleans	11/30/2021		21:00	4-8	.500	1-2	.500	2-2	1.000	0	4	4	2.5	2	4	1	2	11	6.3				
TCU	12/01/2021		12:50	1-4	.250	0-1	.000	1-2	.500	0	1	1	2.2	2	2	1	0	2	3	3.7			
at Oregon St.	12/18/2021		15:24	1-3	.333	0-0	.000	0-2	.000	0	0	0	2.2	0	2	2	0	0	2	5.8			
Northwestern St.	12/21/2021	*	25:49	5-12	.417	2-7	.286	0-0	.000	0	2	2	2.2	2	2	1	1	1	12	6.4			
Dallas Christian	12/27/2021	*	24:39	5-9	.556	4-8	.500	2-4	.500	1	1	2	2.2	0	4	1	0	3	16	7.2			
Central Ark.	01/04/2022		12:47	2-3	.667	1-2	.500	0-2	.000	0	1	1	2.3	0	2	0	1	1	5	7.1			
at Georgia	01/04/2022		13:43	1-3	.333	1-2	.500	0-0	.000	0	0	0	1.9	1	0	0	0	0	3	6.8			
Arkansas	01/08/2022		03:51	1-1	1.000	0-0	.000	2-2	1.000	0	0	0	1.8	1	0	1	0	0	4	6.6			
Ole Miss	01/12/2022		10:21	0-2	.000	0-2	.000	0-0	.000	0	0	0	1.8	0	0	0	0	0	5	3.7			
at Missouri	01/15/2022		16:07	3-6	.500	1-2	.500	2-2	1.000	0	2	2	1.8	1	0	0	0	9	6.4				
Kentucky	01/19/2022		15:03	2-7	.286	1-5	.200	2-2	1.000	0	1	1	1.8	3	1	0	0	3	7	6.4			
at Arkansas	01/22/2022		13:28	2-4	.500	1-1	1.000	0-0	.000	0	2	2	1.8	0	4	0	1	3	6	6.3			
at LSU	01/26/2022		07:46	0-3	.000	0-1	.000	0-0	.000	0	1	1	1.8	2	1	1	1	1	0	6.0			
South Carolina	01/29/2022		08:12	0-5	.000	0-2	.000	0-0	.000	0	1	1	1.7	0	0	1	0	0	0	5.7			
at Tennessee	02/01/2022	*	14:25	0-4	.000	0-3	.000	0-2	.000	1	1	2	1.7	1	1	1	0	1	0	5.5			
Missouri	02/05/2022		02:28	0-0	.000	0-0	.000	0-0	.000	0	0	0	1.7	1	1	0	0	0	0	5.2			
LSU	02/08/2022		05:05	0-3	.000	0-2	.000	0-0	.000	1	1	2	1.7	0	0	1	0	1	0	5.0			
at Auburn	02/12/2022		12:40	2-8	.250	1-4	.250	0-0	.000	0	2	2	1.7	2	1	1	0	0	5	5.0			
Florida	02/13/2022		11:21	2-1	1.000	0-0	.000	2-2	1.000	0	0	0	1.6	3	3	3	2	0	6	5.0			
at Vanderbilt	02/19/2022		18:56	4-10	.400	0-6	.000	5-8	.625	0	6	6	1.8	3	2	3	0	1	13	5.3			
Georgia	02/22/2022		24:36	3-8	.375	1-4	.250	3-4	.750	0	0	0	1.7	1	5	0							

# 11 Alex KARABAN



R-Soph • F • 6-8 • 220  
Southborough, Mass. • IMG Academy

**While at UConn:** Took over as the starting power forward in Game Two and remained so for the rest of the 2022-23 championship season... Outstanding outside shooter with high basketball IQ... As solid and dependable a player as Huskies had throughout the 2022-23 season... Developed a knack for hitting a three-pointer at the halftime buzzer... Named BIG EAST Freshman of the Week six times during the season... Unanimous selection to BIG EAST All-Freshman Team... Named to 2022 Phil Knight Invitational All-Tournament Team... Enrolled at UConn for second semester of 2021-22. Joined the team on Jan. 7 and redshirted through the second half of the 2021-22 season, while practicing with the team.

**As a Redshirt Freshman in 2022-23:** Appeared in all 39 games, starting the last 38... Led the team in total minutes played (1,128)... Averaged 9.3 points, 4.5 rebounds, 1.7 assists per game and shot an impressive .476 overall and .402 from three-point range... Had 21 double-figure scoring games, including a season-high 21 points vs. LIU... Scored double-figures vs. Arkansas and Gonzaga in NCAA West Regional semifinal and championship games... Made three 3-pointers in eight games... Blocked three shots in three games... Had season-high 9 rebounds in NCAA national semifinal game vs. Miami.

**Before College:** Accelerated his graduation from IMG Academy (Bradenton, Fla.) 2021-22 to enroll at UConn for the second semester... Started high school at Algonquin Regional High (Northborough, Mass.), then spent two years at New Hampton (N.H.) School and one semester at IMG Academy... Consensus Top 50 recruit... Named Gatorade New Hampshire Player of the Year for 2020-21 after averaging 25.8 points, 8.7 rebounds, 2.9 assists and 1.9 blocks and shooting 60.3 percent overall... Led New Hampton, under Coach Andrew Gale, to the New England Prep School Athletic Council Class AAA tournament championship and was named MVP of the championship game... Also played for Expressions Elite on the AAU circuit under Coach Todd Quarles... Averaged 18.4 points, 7.4 rebounds, 2.4 assists and 1.6 blocks to earn selection to the All-Peach Jam Second Team.

**Personal Information:** Alex Karaban... Born Nov. 11, 2002... Son of Olga and Alexi Karaban ... Has one younger sister, Ana, and one younger brother, Andrew.

## Career Statistics

SEASON	TEAM	GP-GS	MIN/AVG	Field Goals		3-Point		F-Throws		Rebounds					Scoring					
				FG-FGA	FG%	3FG-3FGA	3FG%	FT-FTA	FT%	OFF	DEF	TOT	AVG	PF-FO	A	TO	BLK	STL	PTS	AVG
2022-23	UConn	39-38	1128/28.9	130-273	.476	66-164	.402	38-47	.809	61	115	176	4.5	95-1	66	46	28	21	364	9.3
<b>TOTAL</b>		<b>39-38</b>	<b>1128/28.9</b>	<b>130-273</b>	<b>.476</b>	<b>66-164</b>	<b>.402</b>	<b>38-47</b>	<b>.809</b>	<b>61</b>	<b>115</b>	<b>176</b>	<b>4.5</b>	<b>95-1</b>	<b>66</b>	<b>46</b>	<b>28</b>	<b>21</b>	<b>364</b>	<b>9.3</b>



ALEX KARABAN GAME-BY-GAME STATISTICS

2022-23

Opponent	Date	GS	MIN	Total		3-Pointers		Free throws		Rebounds				PF	A	TO	BLK	STL	PTS	AVG
				FG-FGA	PCT	3FG-3FGA	PCT	FT-FTA	PCT	OFF	DEF	TOT	AVG							
Stonehill	11/07/2022	*	29:35	4-10	.400	2-7	.286	3-4	.750	2	2	4	4.0	2	3	1	0	1	13	13.0
Boston U.	11/11/2022	*	23:50	3-5	.600	1-3	.333	3-5	.600	2	2	4	4.0	3	4	0	0	1	10	11.5
Buffalo	11/15/2022	*	32:56	4-8	.500	1-4	.250	1-2	.500	2	2	4	4.0	1	1	3	3	0	10	11.0
UNCW	11/18/2022	*	30:41	3-6	.500	3-6	.500	3-4	.750	1	4	5	4.3	1	2	1	1	0	12	11.3
Delaware St.	11/20/2022	*	22:15	3-5	.600	1-2	.500	3-3	1.000	0	1	1	3.6	4	2	1	0	0	10	11.0
vs Oregon	11/24/2022	*	24:58	2-5	.400	2-4	.500	0-0	.000	0	3	3	3.5	3	0	2	1	0	6	10.2
vs Alabama	11/25/2022	*	27:19	4-7	.571	2-3	.667	2-2	1.000	2	1	3	3.4	3	4	1	1	1	12	10.4
vs Iowa St.	11/27/2022	*	37:50	4-10	.400	2-6	.333	0-0	.000	3	1	4	3.5	1	1	2	0	0	10	10.4
Oklahoma St.	12/01/2022	*	36:49	1-4	.250	0-3	.000	2-2	1.000	0	6	6	3.8	4	1	1	1	1	4	9.7
at Florida	12/07/2022	*	11:46	1-3	.333	1-2	.500	0-0	.000	0	1	1	3.5	4	1	1	0	0	3	9.0
LIU	12/10/2022	*	20:57	7-9	.778	3-5	.600	2-2	1.000	3	5	8	3.9	2	2	1	1	0	19	9.9
at Butler	12/17/2022	*	29:01	2-10	.200	1-7	.143	0-0	.000	3	3	6	4.1	0	2	2	0	0	5	9.5
Georgetown	12/20/2022	*	22:14	3-6	.500	2-5	.400	0-0	.000	0	0	0	3.8	2	1	0	0	1	8	9.4
Villanova	12/28/2022	*	33:09	5-9	.556	3-7	.429	2-2	1.000	2	4	6	3.9	3	1	1	1	2	15	9.8
at Xavier	12/31/2022	*	20:18	2-9	.222	2-8	.250	0-0	.000	3	2	5	4.0	5	1	0	0	0	6	9.5
at Providence	01/04/2023	*	29:19	4-6	.667	3-5	.600	0-0	.000	2	3	5	4.1	4	1	3	0	0	11	9.6
Creighton	01/07/2023	*	32:34	1-3	.333	0-1	.000	0-0	.000	3	0	3	4.0	2	2	0	1	0	2	9.2
at Marquette	01/11/2023	*	33:54	6-11	.545	2-5	.400	3-3	1.000	3	4	7	4.2	3	1	0	1	0	17	9.6
St. John's (NY)	01/15/2023	*	37:10	5-11	.455	2-7	.286	4-5	.800	2	3	5	4.2	4	1	0	0	0	16	9.9
at Seton Hall	01/18/2023	*	32:40	3-9	.333	3-7	.429	0-0	.000	1	2	3	4.2	1	2	2	0	1	9	9.9
Butler	01/22/2023	*	30:27	5-9	.556	3-4	.750	2-2	1.000	1	4	5	4.2	1	1	0	0	1	15	10.1
Xavier	01/25/2023	*	35:15	2-5	.400	1-3	.333	0-1	.000	1	2	3	4.1	1	1	0	0	1	5	9.9
at DePaul	01/31/2023	*	20:25	1-3	.333	0-1	.000	2-2	1.000	0	4	4	4.1	4	5	1	1	0	4	9.7
at Georgetown	02/04/2023	*	28:36	4-10	.400	3-7	.429	0-0	.000	2	2	4	4.1	0	4	1	1	1	11	9.7
Marquette	02/07/2023	*	35:53	5-6	.833	3-4	.750	0-0	.000	1	3	4	4.1	1	2	2	0	1	13	9.8
at Creighton	02/11/2023	*	34:36	2-5	.400	1-3	.333	0-0	.000	2	3	5	4.2	2	1	1	0	0	5	9.7
Seton Hall	02/18/2023	*	30:33	2-7	.286	1-2	.500	0-0	.000	3	1	4	4.1	2	1	2	2	2	5	9.5
Providence	02/22/2023	*	30:07	7-12	.583	2-4	.500	0-0	.000	2	6	8	4.3	3	2	1	0	1	16	9.7
at St. John's (NY)	02/25/2023	*	18:09	1-5	.200	0-3	.000	0-0	.000	1	4	5	4.3	4	0	2	1	1	2	9.4
DePaul	03/01/2023	*	28:44	4-9	.444	2-4	.500	1-1	1.000	2	4	6	4.4	1	4	2	2	1	11	9.5
at Villanova	03/04/2023	*	33:33	6-8	.750	2-4	.500	2-2	1.000	1	5	6	4.4	2	4	1	3	1	16	9.7
vs Providence	03/09/2023	*	21:41	3-6	.500	2-4	.500	0-0	.000	1	0	1	4.3	4	0	1	1	0	8	9.7
vs Marquette	03/10/2023	*	34:53	4-5	.800	2-2	1.000	0-0	.000	1	4	5	4.3	3	1	1	0	0	10	9.7
vs Iona	03/17/2023	*	30:41	2-5	.400	2-4	.500	0-0	.000	2	2	4	4.3	4	3	1	1	0	6	9.6
vs Saint Mary's (CA)	03/19/2023	*	32:12	1-5	.200	1-3	.333	0-0	.000	1	3	4	4.3	0	0	1	0	0	3	9.4
vs Arkansas	03/23/2023	*	27:59	5-5	1.000	0-0	.000	1-1	1.000	3	4	7	4.4	4	1	1	0	2	11	9.4
vs Gonzaga	03/25/2023	*	21:54	5-9	.556	2-6	.333	0-0	.000	0	4	4	4.4	4	1	2	1	0	12	9.5
vs Miami (FL)	04/01/2023	*	33:30	3-8	.375	2-6	.333	0-1	.000	2	7	9	4.5	1	2	2	1	1	8	9.4
vs San Diego St.	04/03/2023	*	29:42	1-5	.200	1-3	.333	2-3	.667	1	4	5	4.5	2	0	2	3	0	5	9.3
<b>Totals</b>			<b>38 1128:02</b>	<b>130-273</b>	<b>.476</b>	<b>66-164</b>	<b>.402</b>	<b>38-47</b>	<b>.809</b>	<b>61</b>	<b>115</b>	<b>176</b>	<b>4.5</b>	<b>95</b>	<b>66</b>	<b>46</b>	<b>28</b>	<b>21</b>	<b>364</b>	<b>9.3</b>

# Career-Highs

Points

- 19 vs. LIU (GP) (12/10/22)
- Field Goals Made**
- 7 (2x), last vs. Providence (GP) (2/22/23)
- Field Goals Attempted**
- 12 vs. Providence (GP) (2/22/23)
- Three-Pt. Field Goals Made**
- 3 (8x), last vs. Marquette (XL) (2/7/23)
- Three-Pt. Field Goals Attempted**
- 8 at Xavier (12/31/22)
- Free Throws Made**
- 4 vs. St. John's (XL) (1/15/23)
- Free Throws Attempted**
- 5 (2x), last vs. St. John's (XL) (1/15/23)
- Rebounds**
- 9 vs. Miami (NCAA) (3/1/23)
- Assists**
- 5 at DePaul (1/31/23)
- Steals**
- 2 (3x), last vs. Arkansas (NCAA) (3/23/23)
- Blocks**
- 3 (3x), last vs. San Diego St. (NCAA) (3/3/23)
- Minutes**
- 38 vs. Iowa St. (N) (11/27/22)



# 20 Andrew HURLEY



Sr. • G • 6-1 • 170  
 Glastonbury, Conn. • East Catholic HS

**While at UConn:** Starting his fourth season with the UConn program after joining the team in 2020-21 preseason as a freshman walk-on... Has become an integral part of daily practice, helping to prepare the team for tough game competition... Dressed for all 95 games his first three seasons and made appearances in 25... Named to 2020-21 BIG EAST All-Academic Team.

**As a Junior in 2022-23:** Appeared in 15 contests, including all 6 NCAA Tournament games... Scored 2 points and grabbed 3 rebounds... Had the honor of dribbling out the final seconds of 2023 NCAA Championship game vs. San Diego State.

**As a Sophomore in 2021-22:** Appeared in six games, including one BIG EAST game vs. Georgetown, with the longest stint (3:25) against LIU... Also played against Central Connecticut, Coppin State, Binghamton and Grambling State.

**As a Freshman in 2020-21:** Appeared in four games, averaging 0.8 ppg... Made first appearance in season opener against Central Connecticut... Longest stint (2:42) came in opening round of BIG EAST Tournament against DePaul... Took one shot all season and made it count -- swishing a three-pointer against DePaul, leaving him with a field goal percentage of 1.000 for the year.

**Before College:** Solid outside shooter and tough defender... Extremely familiar with UConn Coach Hurley's coaching style and player standards... Came to UConn after playing two years at East Catholic High School (Manchester, Conn.), one of the most successful programs in the state, under Coach Luke Reilly... Played limited minutes as a junior in 2018-19, as East Catholic went 27-1 and captured the Division I State Championship... Was a significant contributor as a senior in 2019-20, helping East Catholic post a 23-1 mark and win the CCC (conference) tournament, before the season was suspended by the global pandemic before the state tournament could begin... Played his first two high school seasons at Bishop Hendricken (Warwick, R.I.), before his family moved to Connecticut.

**Personal Information:** Andrew Robert Hurley... Born January 30, 2002... Son of Andrea and Dan Hurley... Has one older brother, Danny... Father is head men's basketball coach at UConn... Uncle Bob Hurley is head men's basketball coach at Arizona State University... Grandfather Bob Hurley Sr. is Naismith Hall of Famer and former longtime coach of powerhouse high school basketball program at St. Anthony HS (Jersey City, N.J.).

## Career Statistics

SEASON	TEAM	GP-GS	MIN/AVG	Field Goals		3-Point		F-Throws		Rebounds				Scoring						
				FG-FGA	FG%	3FG-3FGA	3FG%	FT-FTA	FT%	OFF	DEF	TOT	AVG	PF	FO	A	TO	BLK	STL	PTS
2020-21	UConn	4-0	6/1.4	1-1	1.000	1-1	1.000	0-0	.000	0	0	0	0.0	0-0	0	0	0	0	3	0.8
2021-22	UConn	6-0	11/1.8	0-2	.000	0-2	.000	0-0	.000	0	2	2	0.3	1-0	0	0	0	0	0	0.0
2022-23	UConn	15-0	20/1.3	1-7	.143	0-3	.000	0-0	.000	0	3	3	0.2	2-0	0	3	0	2	2	0.1
<b>TOTAL</b>		<b>25-0</b>	<b>36/1.4</b>	<b>2-10</b>	<b>.200</b>	<b>1-6</b>	<b>.167</b>	<b>0-0</b>	<b>.000</b>	<b>0</b>	<b>5</b>	<b>5</b>	<b>0.2</b>	<b>3-0</b>	<b>0</b>	<b>3</b>	<b>0</b>	<b>2</b>	<b>5</b>	<b>0.2</b>



ANDREW HURLEY GAME-BY-GAME STATISTICS

2022-23

Opponent	Date	GS	MIN	Total		3-Pointers		Free throws		Rebounds				PF	A	TO	BLK	STL	PTS	AVG
				FG-FGA	PCT	3FG-3FGA	PCT	FT-FTA	PCT	OFF	DEF	TOT	AVG							
Stonehill	11/07/2022		01:23	0-1	.000	0-1	.000	0-0	.000	0	0	0	0.0	0	0	0	0	0	0	0.0
Boston U.	11/11/2022		01:38	0-0	.000	0-0	.000	0-0	.000	0	0	0	0.0	0	0	0	0	0	0	0.0
UNCW	11/18/2022		01:29	0-0	.000	0-0	.000	0-0	.000	0	0	0	0.0	0	0	0	0	0	0	0.0
Delaware St.	11/20/2022		01:12	0-1	.000	0-0	.000	0-0	.000	0	0	0	0.0	0	0	0	0	0	0	0.0
vs Oregon	11/24/2022		00:52	0-0	.000	0-0	.000	0-0	.000	0	0	0	0.0	0	0	0	0	0	0	0.0
at Florida	12/07/2022		00:45	0-0	.000	0-0	.000	0-0	.000	0	0	0	0.0	0	0	0	0	0	0	0.0
LIU	12/10/2022		02:52	1-2	.500	0-0	.000	0-0	.000	0	0	0	0.0	0	0	1	0	1	2	0.3
Butler	01/22/2023		01:10	0-0	.000	0-0	.000	0-0	.000	0	0	0	0.0	0	0	0	0	0	0	0.3
DePaul	03/01/2023		01:26	0-1	.000	0-0	.000	0-0	.000	0	1	1	0.1	0	0	0	0	0	0	0.2
vs Iona	03/17/2023		01:34	0-0	.000	0-0	.000	0-0	.000	0	0	0	0.1	0	0	0	0	0	0	0.2
vs Saint Mary's (CA)	03/19/2023		00:36	0-0	.000	0-0	.000	0-0	.000	0	0	0	0.1	1	0	1	0	1	0	0.2
vs Arkansas	03/23/2023		01:23	0-0	.000	0-0	.000	0-0	.000	0	1	1	0.2	0	0	0	0	0	0	0.2
vs Gonzaga	03/25/2023		01:50	0-2	.000	0-2	.000	0-0	.000	0	0	0	0.2	0	0	0	0	0	0	0.2
vs Miami (FL)	04/01/2023		01:06	0-0	.000	0-0	.000	0-0	.000	0	0	0	0.1	1	0	1	0	0	0	0.1
vs San Diego St.	04/03/2023		00:30	0-0	.000	0-0	.000	0-0	.000	0	1	1	0.2	0	0	0	0	0	0	0.1
<b>Totals</b>		<b>0</b>	<b>19:46</b>	<b>1-7</b>	<b>.143</b>	<b>0-3</b>	<b>.000</b>	<b>0-0</b>	<b>.000</b>	<b>0</b>	<b>3</b>	<b>3</b>	<b>0.2</b>	<b>2</b>	<b>0</b>	<b>3</b>	<b>0</b>	<b>2</b>	<b>2</b>	<b>0.1</b>

2021-22

Opponent	Date	GS	MIN	Total		3-Pointers		Free throws		Rebounds				PF	A	TO	BLK	STL	PTS	AVG
				FG-FGA	PCT	3FG-3FGA	PCT	FT-FTA	PCT	OFF	DEF	TOT	AVG							
Central Conn. St.	11/09/2021		01:48	0-0	.000	0-0	.000	0-0	.000	0	1	1	1.0	0	0	0	0	0	0	0.0
Coppin St.	11/13/2021		02:05	0-0	.000	0-0	.000	0-0	.000	0	0	0	0.5	0	0	0	0	0	0	0.0
LIU	11/17/2021		03:25	0-1	.000	0-1	.000	0-0	.000	0	0	0	0.3	0	0	0	0	0	0	0.0
Binghamton	11/29/2021		00:47	0-0	.000	0-0	.000	0-0	.000	0	0	0	0.3	0	0	0	0	0	0	0.0
Grambling	12/04/2021		00:39	0-0	.000	0-0	.000	0-0	.000	0	0	0	0.2	0	0	0	0	0	0	0.0
Georgetown	01/25/2022		01:51	0-1	.000	0-1	.000	0-0	.000	0	1	1	0.3	1	0	0	0	0	0	0.0
<b>Totals</b>		<b>0</b>	<b>10:36</b>	<b>0-2</b>	<b>.000</b>	<b>0-2</b>	<b>.000</b>	<b>0-0</b>	<b>.000</b>	<b>0</b>	<b>2</b>	<b>2</b>	<b>0.3</b>	<b>1</b>	<b>0</b>	<b>0</b>	<b>0</b>	<b>0</b>	<b>0</b>	<b>0.0</b>

2020-21

Opponent	Date	GS	MIN	Total		3-Pointers		Free throws		Rebounds				PF	A	TO	BLK	STL	PTS	AVG
				FG-FGA	PCT	3FG-3FGA	PCT	FT-FTA	PCT	OFF	DEF	TOT	AVG							
Central Conn. St.	11/25/2020		01:37	0-0	.000	0-0	.000	0-0	.000	0	0	0	0.0	0	0	0	0	0	0	0.0
DePaul	12/30/2020		00:37	0-0	.000	0-0	.000	0-0	.000	0	0	0	0.0	0	0	0	0	0	0	0.0
Georgetown	03/06/2021		00:36	0-0	.000	0-0	.000	0-0	.000	0	0	0	0.0	0	0	0	0	0	0	0.0
vs DePaul	03/11/2021		02:42	1-1	1.000	1-1	1.000	0-0	.000	0	0	0	0.0	0	0	0	0	0	3	0.8
<b>Totals</b>		<b>0</b>	<b>05:32</b>	<b>1-1</b>	<b>1.000</b>	<b>1-1</b>	<b>1.000</b>	<b>0-0</b>	<b>.000</b>	<b>0</b>	<b>0</b>	<b>0</b>	<b>0.0</b>	<b>0</b>	<b>0</b>	<b>0</b>	<b>0</b>	<b>0</b>	<b>3</b>	<b>0.8</b>

# Career-Highs

**Points**

3 vs. DePaul (MSG) (3/11/21)

**Field Goals Made**

1 (2x), last vs. LIU (GP) (12/10/22)

**Field Goals Attempted**

2 vs. Gonzaga (NCAA) (3/25/23)

**Three-Pt. Field Goals Made**

1 vs. DePaul (MSG) (3/11/21)

**Three-Pt. Field Goals Attempted**

2 vs. Gonzaga (NCAA) (3/25/23)

**Free Throws Made**

--

**Free Throws Attempted**

--

**Rebounds**

1 (5x), last vs. San Diego St. (NCAA) (4/3/23)

**Assists**

--

**Steals**

1 vs. LIU (GP) (12/10/22)

**Blocks**

--

**Minutes**

3 (3x), last vs. LIU (GP) (12/10/22)



# 32 Donovan CLINGAN



Soph. • C • 7-2 • 280  
 Bristol, Conn. • Bristol Central HS

**While At UConn:** Had tremendous impact from Game 1 through Game 39 in 2022-23... Combined with Final Four MOP Adama Sanogo to give UConn a devastating 1-2 punch at center... Named MVP of the 2022 Phil Knight Invitational Tournament after recording a double-double in championship game... Named BIG EAST Freshman of the Week twice... Named to BIG EAST All-Freshman Team... Receiving national recognition as he heads into his sophomore season... Will likely take over as UConn's starting center with most predicting a breakout season

**As a Freshman in 2022-23:** Appeared in all 39 games for the Huskies, averaging 6.9 points, 5.6 rebounds, 1.8 blocks per game, while shooting .655 overall... Holds UConn record for career field goal percentage (.655), third-highest single season mark (.655)... Had four double-doubles, including career highs of 21 points (vs. LIU) and 11 rebounds (vs. LIU and Providence)... Had 10 double-figure scoring games.

**Before College:** Highly-coveted big man known not only for his great size, but for his agility, footwork, improving outside shooting touch and his passing ability... Unselfish player dedicated to working hard on his game every day with a goal of being the top big man in the country... Consensus Top 50 recruit... Came to UConn after spectacular high school career at Bristol (Conn.) Central High School under Coach Tim Barrette... Scored a school record 2,268 career points, which ranks seventh all-time in state history, and also set school records for career rebounds and blocked shots... As a senior, averaged 30.3 points, 18.4 rebounds and 6.2 blocks as he led Central to a 28-0 record, the Central Conn. Conference Championship and the Connecticut Division II State Championship... As a junior, averaged 27.3 points, 17.2 rebounds and 5.8 blocks as he led Central to a 15-0 record and the Central Conn. Conference Championship (state tournament was canceled due to Covid-19)... Set Bristol Central single-game records with 51 points, 31 rebounds in a game... Two-time Gatorade Connecticut State Player of the Year... Two-time Max Preps Connecticut High School Player of the Year... Three-time Central Connecticut Conference Player of the Year... MVP of both Conn. High School Coaches Association Boys Basketball Festival and the Robert Saultsbury All-Star Game... Played AAU ball for the Boston Spartans.

**Personal Information:** Donovan John Clingan ... Born February 23, 2004... Son of Bill and the late Stacey Porrini Clingan... Has one younger sister, Olivia... Mom Stacey, who passed away of breast cancer in March, 2018, was an outstanding three-sport, all-conference athlete (basketball, swimming, track) at Bristol Central and a basketball star at the University of Maine... Donovan wears jersey No. 32 in her honor... Maintained a 3.5 GPA at Bristol Central .. Besides basketball, loves to fish... Volunteers as a coach at the Boys & Girls Club of Bristol.

## Career Statistics

SEASON	TEAM	GP-GS		Field Goals			3-Point		F-Throws		Rebounds				Scoring					
		MIN	AVG	FG-FGA	FG%	3FG-3FGA	3FG%	FT-FTA	FT%	OFF	DEF	TOT	AVG	PF-FO	A	TO	BLK	STL	PTS	AVG
2022-23	UConn	39-0	511/13.1	112-171	.655	0-1	.000	45-87	.517	86	133	219	5.6	73-0	18	40	70	16	269	6.9
<b>TOTAL</b>		<b>39-0</b>	<b>511/13.1</b>	<b>112-171</b>	<b>.655</b>	<b>0-1</b>	<b>.000</b>	<b>45-87</b>	<b>.517</b>	<b>86</b>	<b>133</b>	<b>219</b>	<b>5.6</b>	<b>73-0</b>	<b>18</b>	<b>40</b>	<b>70</b>	<b>16</b>	<b>269</b>	<b>6.9</b>



DONOVAN CLINGAN GAME-BY-GAME STATISTICS

2022-23

# Career-Highs

Opponent	Date	GS	MIN	Total		3-Pointers		Free throws		Rebounds				PF	A	TO	BLK	STL	PTS	AVG
				FG-FGA	PCT	3FG-3FGA	PCT	FT-FTA	PCT	OFF	DEF	TOT	AVG							
Stonehill	11/07/2022		18:28	4-6	.667	0-0	.000	1-2	.500	3	4	7	7.0	3	0	2	4	0	9	9.0
Boston U.	11/11/2022		11:57	3-5	.600	0-0	.000	4-6	.667	4	2	6	6.5	2	1	1	2	0	10	9.5
Buffalo	11/15/2022		18:26	5-5	1.000	0-0	.000	1-2	.500	3	5	8	7.0	3	0	2	2	1	11	10.0
UNCW	11/18/2022		12:09	1-1	1.000	0-0	.000	0-0	.000	1	5	6	6.8	2	0	1	2	0	2	8.0
Delaware St.	11/20/2022		16:05	7-9	.778	0-0	.000	2-5	.400	2	3	5	6.4	1	0	0	3	2	16	9.6
vs Oregon	11/24/2022		19:09	4-10	.400	0-1	.000	1-3	.333	4	4	8	6.7	3	2	0	4	2	9	9.5
vs Alabama	11/25/2022		10:47	2-2	1.000	0-0	.000	0-0	.000	1	4	5	6.4	2	0	1	1	1	4	8.7
vs Iowa St.	11/27/2022		18:28	5-6	.833	0-0	.000	5-7	.714	4	6	10	6.9	2	0	1	0	0	15	9.5
Oklahoma St.	12/01/2022		07:13	0-2	.000	0-0	.000	2-4	.500	2	0	2	6.3	2	0	0	0	0	2	8.7
at Florida	12/07/2022		19:26	8-9	.889	0-0	.000	0-0	.000	3	5	8	6.5	3	0	1	3	1	16	9.4
LIU	12/10/2022		15:17	10-10	1.000	0-0	.000	1-3	.333	4	7	11	6.9	0	0	0	2	1	21	10.5
at Butler	12/17/2022		09:10	2-2	1.000	0-0	.000	0-0	.000	2	6	8	7.0	2	1	3	1	0	4	9.9
Georgetown	12/20/2022		09:27	1-2	.500	0-0	.000	0-0	.000	0	4	4	6.8	2	1	1	2	0	2	9.3
Villanova	12/28/2022		13:59	2-4	.500	0-0	.000	2-2	1.000	0	1	1	6.4	0	0	0	1	0	6	9.1
at Xavier	12/31/2022		07:05	2-3	.667	0-0	.000	0-0	.000	0	2	2	6.1	0	2	1	1	0	4	8.7
at Providence	01/04/2023		20:43	4-4	1.000	0-0	.000	4-8	.500	2	9	11	6.4	4	0	1	4	1	12	8.9
Creighton	01/07/2023		07:49	1-3	.333	0-0	.000	2-3	.667	2	1	3	6.2	3	0	0	2	0	4	8.6
at Marquette	01/11/2023		21:06	8-11	.727	0-0	.000	4-6	.667	3	7	10	6.4	2	0	1	5	2	20	9.3
St. John's (NY)	01/15/2023		09:08	0-0	.000	0-0	.000	0-0	.000	0	5	5	6.3	4	0	3	1	0	0	8.8
at Seton Hall	01/18/2023		11:30	3-8	.375	0-0	.000	1-2	.500	3	3	6	6.3	4	0	3	2	0	7	8.7
Butler	01/22/2023		13:59	2-2	1.000	0-0	.000	0-4	.000	2	2	4	6.2	0	1	1	0	1	4	8.5
Xavier	01/25/2023		06:49	1-2	.500	0-0	.000	0-2	.000	1	2	3	6.0	2	0	1	1	0	2	8.2
at DePaul	01/31/2023		19:12	1-2	.500	0-0	.000	3-4	.750	5	4	9	6.2	2	0	0	3	0	5	8.0
at Georgetown	02/04/2023		10:46	1-3	.333	0-0	.000	0-0	.000	1	1	2	6.0	2	2	0	1	0	2	7.8
Marquette	02/07/2023		10:09	1-3	.333	0-0	.000	2-5	.400	7	1	8	6.1	0	1	0	1	0	4	7.6
at Creighton	02/11/2023		07:12	2-5	.400	0-0	.000	0-0	.000	4	3	7	6.1	1	0	2	1	0	4	7.5
Seton Hall	02/18/2023		15:02	3-4	.750	0-0	.000	0-2	.000	3	3	6	6.1	1	0	3	1	0	6	7.4
Providence	02/22/2023		12:21	2-5	.400	0-0	.000	3-4	.750	2	1	3	6.0	2	1	1	1	0	7	7.4
at St. John's (NY)	02/25/2023		13:24	4-7	.571	0-0	.000	1-2	.500	5	1	6	6.0	3	1	1	5	1	9	7.5
DePaul	03/01/2023		14:24	5-8	.625	0-0	.000	0-0	.000	2	2	4	5.9	4	0	2	1	0	10	7.6
at Villanova	03/04/2023		12:35	0-0	.000	0-0	.000	0-0	.000	0	2	2	5.8	2	0	0	0	1	0	7.3
vs Providence	03/09/2023		12:45	0-2	.000	0-0	.000	0-0	.000	1	3	4	5.8	0	1	1	1	0	0	7.1
vs Marquette	03/10/2023		09:41	2-3	.667	0-0	.000	3-4	.750	3	2	5	5.7	1	0	1	0	1	0	7.1
vs Iona	03/17/2023		13:47	5-7	.714	0-0	.000	2-3	.667	2	7	9	5.8	0	1	1	2	0	12	7.2
vs Saint Mary's (CA)	03/19/2023		12:22	2-2	1.000	0-0	.000	0-0	.000	0	5	5	5.8	1	2	0	3	0	4	7.1
vs Arkansas	03/23/2023		13:27	2-2	1.000	0-0	.000	1-3	.333	0	4	4	5.8	2	0	3	1	0	5	7.1
vs Gonzaga	03/25/2023		12:33	3-6	.500	0-0	.000	0-0	.000	1	2	3	5.7	3	0	0	3	0	6	7.1
vs Miami (FL)	04/01/2023		12:57	2-3	.667	0-0	.000	0-1	.000	3	3	6	5.7	0	0	0	1	0	4	7.0
vs San Diego St.	04/03/2023		09:58	2-3	.667	0-0	.000	0-0	.000	1	2	3	5.6	3	1	1	1	2	4	6.9
<b>Totals</b>			<b>0 510:44</b>	<b>112-171</b>	<b>.655</b>	<b>0-1</b>	<b>.000</b>	<b>45-87</b>	<b>.517</b>	<b>86</b>	<b>133</b>	<b>219</b>	<b>5.6</b>	<b>73</b>	<b>18</b>	<b>40</b>	<b>70</b>	<b>16</b>	<b>269</b>	<b>6.9</b>

Points

21 vs. LIU (GP) (12/10/22)

**Field Goals Made**

10 vs. LIU (GP) (12/10/22)

**Field Goals Attempted**

11 at Marquette (1/11/23)

**Three-Pt. Field Goals Made**

--

**Three-Pt. Field Goals Attempted**

1 vs. Oregon (N) (11/24/22)

**Free Throws Made**

5 vs. Iowa St. (N) (11/27/22)

**Free Throws Attempted**

8 at Providence (1/4/23)

**Rebounds**

11 (2x), last at Providence (1/4/23)

**Assists**

2 (3x), last at Georgetown (2/4/23)

**Steals**

2 (4x), last vs. San Diego St. (NCAA) (4/3/23)

**Blocks**

5 (2x), last at St. John's (MSG) (2/25/23)

**Minutes**

21 (2x), last at Marquette (1/11/23)



# 33 Apostolos ROUMOGLOU



Soph. • G • 6-8 • 215  
Xanthi, Greece • Arion Xanthi

**While at UConn:** Late signee made himself a reliable practice player during the 2022-23 season, while seeing action in 20 games... Worked on his game throughout the spring and summer, with the goal of earning more playing time as a sophomore in 2023-24... Saw game action on UConn's foreign tour in August, scoring 9 points and grabbing 11 rebounds in the three games.

**As a Freshman in 2022-23:** Appeared in 20 games, averaged 0.3 points, 0.4 rebounds, shot .286 overall and .667 from the foul line.. Scored in NCAA West Regional championship game vs. Gonzaga.

**Before College:** September, 2022, signee... Guard with size who displays a deft shooting touch and might battle for reserve minutes... With no high school basketball per se in Greece, played with club team Arion Xanthi, in his hometown... Most recently, earned playing time with PAOK Mateco in the Basketball Champions League... Competed in the FIBA U18 European Challenges, averaging 8.4 points, 2.6 rebounds, 1.4 assists and shot 37.0 percent from three-point range.

**Personal Information:** Apostolos Roumoglou... Born May 15, 2003... Son of Zoi and Anastasios Roumoglou... Has one older brother, Konstantinos.

## Career Statistics

SEASON	TEAM	GP-GS	MIN/AVG	Field Goals		3-Point		F-Throws		Rebounds				Scoring						
				FG-FGA	FG%	3FG-3FGA	3FG%	FT-FTA	FT%	OFF	DEF	TOT	AVG	PF	FO A	TO	BLK	STL	PTS	AVG
2022-23	UConn	20-0	30/1.5	2-7	.286	0-2	.000	2-3	.667	2	5	7	0.4	4-0	1	2	0	1	6	0.3
<b>TOTAL</b>		<b>20-0</b>	<b>30/1.5</b>	<b>2-7</b>	<b>.286</b>	<b>0-2</b>	<b>.000</b>	<b>2-3</b>	<b>.667</b>	<b>2</b>	<b>5</b>	<b>7</b>	<b>0.4</b>	<b>4-0</b>	<b>1</b>	<b>2</b>	<b>0</b>	<b>1</b>	<b>6</b>	<b>0.3</b>



APOSTOLOS ROUMOGLOU GAME-BY-GAME STATISTICS  
2022-23

Opponent	Date	GS	MIN	Total		3-Pointers		Free throws		Rebounds				PF	A	TO	BLK	STL	PTS	AVG
				FG-FGA	PCT	3FG-3FGA	PCT	FT-FTA	PCT	OFF	DEF	TOT	AVG							
Stonehill	11/07/2022		01:28	0-0	.000	0-0	.000	2-2	1.000	1	0	1	1.0	0	0	0	0	0	2	2.0
Boston U.	11/11/2022		02:21	1-2	.500	0-0	.000	0-0	.000	0	1	1	1.0	0	0	0	0	0	2	2.0
Buffalo	11/15/2022		00:35	0-0	.000	0-0	.000	0-0	.000	0	0	0	0.7	0	0	0	0	0	1.3	
UNCW	11/18/2022		02:23	0-0	.000	0-0	.000	0-0	.000	0	0	0	0.5	0	0	1	0	0	1.0	
Delaware St.	11/20/2022		02:16	0-0	.000	0-0	.000	0-0	.000	0	0	0	0.4	1	0	0	0	0	0.8	
vs Oregon	11/24/2022		01:56	0-0	.000	0-0	.000	0-0	.000	0	1	1	0.5	0	0	1	0	0	0.7	
vs Alabama	11/25/2022		00:29	0-0	.000	0-0	.000	0-0	.000	0	0	0	0.4	0	0	0	0	0	0.6	
at Florida	12/07/2022		00:45	0-0	.000	0-0	.000	0-0	.000	0	0	0	0.4	1	0	0	0	0	0.5	
LIU	12/10/2022		03:24	0-0	.000	0-0	.000	0-0	.000	0	2	2	0.6	1	1	0	0	1	0.4	
St. John's (NY)	01/15/2023		00:57	0-0	.000	0-0	.000	0-0	.000	0	0	0	0.5	0	0	0	0	0	0.4	
Butler	01/22/2023		02:36	0-1	.000	0-0	.000	0-0	.000	0	0	0	0.5	1	0	0	0	0	0.4	
at DePaul	01/31/2023		00:26	0-0	.000	0-0	.000	0-0	.000	0	0	0	0.4	0	0	0	0	0	0.3	
DePaul	03/01/2023		02:05	0-2	.000	0-1	.000	0-0	.000	0	0	0	0.4	0	0	0	0	0	0.3	
at Villanova	03/04/2023		00:10	0-0	.000	0-0	.000	0-0	.000	0	0	0	0.4	0	0	0	0	0	0.3	
vs Iona	03/17/2023		01:34	0-0	.000	0-0	.000	0-0	.000	0	0	0	0.3	0	0	0	0	0	0.3	
vs Saint Mary's (CA)	03/19/2023		00:36	0-0	.000	0-0	.000	0-1	.000	0	1	1	0.4	0	0	0	0	0	0.3	
vs Arkansas	03/23/2023		02:11	0-1	.000	0-1	.000	0-0	.000	0	0	0	0.4	0	0	0	0	0	0.2	
vs Gonzaga	03/25/2023		01:50	1-1	1.000	0-0	.000	0-0	.000	1	0	1	0.4	0	0	0	0	0	0.3	
vs Miami (FL)	04/01/2023		01:06	0-0	.000	0-0	.000	0-0	.000	0	0	0	0.4	0	0	0	0	0	0.3	
vs San Diego St.	04/03/2023		00:30	0-0	.000	0-0	.000	0-0	.000	0	0	0	0.4	0	0	0	0	0	0.3	
<b>Totals</b>			<b>0 29:38</b>	<b>2-7</b>	<b>.286</b>	<b>0-2</b>	<b>.000</b>	<b>2-3</b>	<b>.667</b>	<b>2</b>	<b>5</b>	<b>7</b>	<b>0.4</b>	<b>4</b>	<b>1</b>	<b>2</b>	<b>0</b>	<b>1</b>	<b>6</b>	<b>0.3</b>

# Career-Highs

- Points**  
2 (3x), last vs. Gonzaga (NCAA) (2/25/23)
- Field Goals Made**  
1 (2x), Last vs, Gonzaga (NCAA)(3/23/23)
- Field Goals Attempted**  
2 vs. Boston U. (GP) (11/11/22)
- Three-Pt. Field Goals Made**  
--
- Three-Pt. Field Goals Attempted**  
1 vs. Arkansas (NCAA) (2/23/23)
- Free Throws Made**  
2 vs. Stonehill (XL) (11/7/22)
- Free Throws Attempted**  
2 vs. Stonehill (XL) (11/7/22)
- Rebounds**  
2 vs. LIU (GP) (12/10/22)
- Assists**  
1 vs. LIU (GP) (12/10/22)
- Steals**  
1 vs. LIU (GP) (12/10/22)
- Blocks**  
--
- Minutes**  
3.5 vs. LIU (GP) (12/10/22)



# 35 Samson JOHNSON



Jr. • F • 6-10 • 225  
Lome, Togo • The Patrick School

**While at UConn:** Athletic big man with 7-5 wingspan, impressive outside shooting touch and a world of potential... Development was somewhat slowed in 2021-22 due to the extra season granted to those players affected by the pandemic, which created a logjam in the UConn frontcourt, while in 2022-23, a foot injury sustained in the season opener sidelined him for nearly two months and limited his minutes when he returned... Likely to have a much bigger role in 2023-24 as the backup for both the 4 and 5 positions...Has appeared in 25 games in two seasons, with 1 start, averaging 1.3 points, 0.9 rebounds, but shooting .538 overall and .800 from foul line...On the team's three-game foreign tour over the summer, he averaged 11.3 ppg, 3.0 rpg and shot .591 from the floor... Remained on campus throughout the spring and summer months to work on his game and in the weight room.

**As a Sophomore in 2022-23:** Earned the starting power forward job for the season opener against Stonehill, in which he scored 7 points and grabbed 3 rebounds in 16 minutes, but a foot injury then kept him on the sidelines until late January. Played sparingly the remainder of the season... Appeared in 12 games, averaging 0.9 points, 0.8 rebounds, shooting .500 overall and 1.000 from the foul line.

**As a Freshman in 2021-22:** Appeared in 13 games, averaging 1.7 points, 1.1 rebounds... Shot a team-leading field goal percentage of .556... Had season-highs of 5 points, including a three-pointer, 6 rebounds, and 3 blocks in 20 minutes of playing time against Grambling State.

**Before College:** Came to UConn after spending 2 1/2 years at The Patrick School in Hillside, N.J. (where he was a teammate of former UConn teammate Adama Sanogo) under Coach Chris Chavannes and playing AAU ball for the New York Jayhawks under Coach Jay David... Averaged 15.0 points, 5.6 rebounds, 1.6 blocks and 1.7 assists in 2020-21 for Patrick School.... Was named co-MVP of the Slam 16 Game in the Bronx, where he scored 12 points, grabbed 8 rebounds and blocked 6 shots... Began to play basketball as a youngster in his native Togo and went through the SEED Academy, a program for basketball and academic development. At 16, he came to the U.S. to go to school in Florida before coming to The Patrick School... Went from a top 100 recruit to a top 50.

**Personal Information:** Samson Roosevelt Faical Kuessi Johnson... Born July 28, 2002... Son of Moukiétou Bonfoh and Eric Johnson... Has one older sister, Victoria, two younger brothers, Sharon and Ronald, and one younger sister, Merkel... Speaks four languages fluently – French, English, Wolof and Ewe (native language of Togo).

## Career Statistics

		Field Goals		3-Point		F-Throws		Rebounds				Scoring									
SEASON	TEAM	GP-GS	MIN/AVG	FG-FGA	FG%	3FG-3FGA	3FG%	FT-FTA	FT%	OFF	DEF	TOT	AVG	PF	FO	A	TO	BLK	STL	PTS	AVG
2021-22	UConn	13-0	69/5.3	10-18	.556	1-5	.200	1-2	.500	8	6	14	1.1	15-0	0	2	3	1	22	1.7	
2022-23	UConn	12-1	47/3.9	4-8	.500	0-2	.000	3-3	1.000	6	3	9	0.8	6-0	1	2	0	2	11	0.9	
<b>TOTAL</b>		<b>25-1</b>	<b>116/4.6</b>	<b>14-26</b>	<b>.538</b>	<b>1-7</b>	<b>.143</b>	<b>4-5</b>	<b>.800</b>	<b>14</b>	<b>9</b>	<b>23</b>	<b>0.9</b>	<b>21-0</b>	<b>1</b>	<b>4</b>	<b>3</b>	<b>3</b>	<b>33</b>	<b>1.3</b>	



SAMSON JOHNSON GAME-BY-GAME STATISTICS

2022-23

Opponent	Date	GS	MIN	Total		3-Pointers		Free throws		Rebounds				PF	A	TO	BLK	STL	PTS	AVG
				FG-FGA	PCT	3FG-3FGA	PCT	FT-FTA	PCT	OFF	DEF	TOT	AVG							
Stonehill	11/07/2022	*	16:19	2-2	1.000	0-0	.000	3-3	1.000	2	1	3	3.0	4	0	0	0	0	7	7.0
Butler	01/22/2023		06:30	1-4	.250	0-1	.000	0-0	.000	2	0	2	2.5	0	1	1	0	0	2	4.5
at DePaul	01/31/2023		05:14	1-2	.500	0-1	.000	0-0	.000	1	0	1	2.0	0	0	1	0	1	2	3.7
at Georgetown	02/04/2023		02:20	0-0	.000	0-0	.000	0-0	.000	0	0	0	1.5	0	0	0	0	0	0	2.8
DePaul	03/01/2023		07:09	0-0	.000	0-0	.000	0-0	.000	0	1	1	1.4	1	0	0	0	1	0	2.2
at Villanova	03/04/2023		00:10	0-0	.000	0-0	.000	0-0	.000	0	0	0	1.2	0	0	0	0	0	0	1.8
vs Iona	03/17/2023		01:27	0-0	.000	0-0	.000	0-0	.000	0	0	0	1.0	0	0	0	0	0	0	1.6
vs Saint Mary's (CA)	03/19/2023		01:11	0-0	.000	0-0	.000	0-0	.000	0	0	0	0.9	0	0	0	0	0	0	1.4
vs Arkansas	03/23/2023		01:56	0-0	.000	0-0	.000	0-0	.000	0	0	0	0.8	1	0	0	0	0	0	1.2
vs Gonzaga	03/25/2023		03:02	0-0	.000	0-0	.000	0-0	.000	1	1	2	0.9	0	0	0	0	0	0	1.1
vs Miami (FL)	04/01/2023		01:06	0-0	.000	0-0	.000	0-0	.000	0	0	0	0.8	0	0	0	0	0	0	1.0
vs San Diego St.	04/03/2023		00:30	0-0	.000	0-0	.000	0-0	.000	0	0	0	0.8	0	0	0	0	0	0	0.9
<b>Totals</b>		<b>1</b>	<b>46:54</b>	<b>4-8</b>	<b>.500</b>	<b>0-2</b>	<b>.000</b>	<b>3-3</b>	<b>1.000</b>	<b>6</b>	<b>3</b>	<b>9</b>	<b>0.8</b>	<b>6</b>	<b>1</b>	<b>2</b>	<b>0</b>	<b>2</b>	<b>11</b>	<b>0.9</b>

2021-22

Opponent	Date	GS	MIN	Total		3-Pointers		Free throws		Rebounds				PF	A	TO	BLK	STL	PTS	AVG
				FG-FGA	PCT	3FG-3FGA	PCT	FT-FTA	PCT	OFF	DEF	TOT	AVG							
Central Conn. St.	11/09/2021		06:28	1-3	.333	0-1	.000	0-0	.000	1	0	1	1.0	3	0	0	0	0	2	2.0
Coppin St.	11/13/2021		06:54	2-4	.500	0-2	.000	0-0	.000	1	1	2	1.5	2	0	0	0	0	4	3.0
LIU	11/17/2021		07:30	1-1	1.000	0-0	.000	1-2	.500	0	0	0	1.0	0	0	0	0	1	3	3.0
Binghamton	11/20/2021		02:26	2-2	1.000	0-0	.000	0-0	.000	1	0	1	1.0	0	0	0	0	0	4	3.3
Grambling	12/04/2021		20:12	2-5	.400	1-1	1.000	0-0	.000	4	2	6	2.0	3	0	0	3	0	5	3.6
at West Virginia	12/08/2021		07:24	0-1	.000	0-1	.000	0-0	.000	0	1	1	1.8	2	0	1	0	0	0	3.0
vs St. Bonaventure	12/11/2021		02:05	0-0	.000	0-0	.000	0-0	.000	0	1	1	1.7	0	0	0	0	0	0	2.6
Butler	01/18/2022		03:03	1-1	1.000	0-0	.000	0-0	.000	0	1	1	1.6	2	0	0	0	0	2	2.5
Georgetown	01/25/2022		03:48	1-1	1.000	0-0	.000	0-0	.000	0	0	0	1.4	0	0	0	0	0	2	2.4
at Villanova	02/05/2022		04:20	0-0	.000	0-0	.000	0-0	.000	1	0	1	1.4	1	0	0	0	0	0	2.2
at St. John's (NY)	02/13/2022		02:42	0-0	.000	0-0	.000	0-0	.000	0	0	0	1.3	1	0	0	0	0	0	2.0
at Georgetown	02/27/2022		01:03	0-0	.000	0-0	.000	0-0	.000	0	0	0	1.2	1	0	1	0	0	0	1.8
vs Seton Hall	03/10/2022		00:46	0-0	.000	0-0	.000	0-0	.000	0	0	0	1.1	0	0	0	0	0	0	1.7
<b>Totals</b>		<b>0</b>	<b>68:41</b>	<b>10-18</b>	<b>.556</b>	<b>1-5</b>	<b>.200</b>	<b>1-2</b>	<b>.500</b>	<b>8</b>	<b>6</b>	<b>14</b>	<b>1.1</b>	<b>15</b>	<b>0</b>	<b>2</b>	<b>3</b>	<b>1</b>	<b>22</b>	<b>1.7</b>

Career-Highs

Points

7 vs. Stonehill (XL) (11/7/22)

Field Goals Made

2 (4x), last vs. Stonehill (XL) (11/7/22)

Field Goals Attempted

5 vs. Grambling State (GP) (12/4/21)

Three-Pt. Field Goals Made

1 vs. Grambling State (GP) (12/4/21)

Three-Pt. Field Goals Attempted

2 vs. Coppin State (XL) 3(11/13/21)

Free Throws Made

3 vs. Stonehill (XL) (11/7/22)

Free Throws Attempted

3 vs. Stonehill (XL) (11/7/22)

Rebounds

6 vs. Grambling State (GP) (12/4/21)

Assists

1 vs. Butler (XL) (1/22/23)

Steals

1 (3x), last vs. DePaul (XL) (3/1/23)

Blocks

3 vs. Grambling State (GP) (12/4/21)

Minutes

20 vs. Grambling St. (GP) (12/4/21)



# 40 Andre JOHNSON JR.



Soph. • G • 6-4 • 170  
Bristol, Conn. • South Kent School

**While at UConn:** Starting his second season as a preferred walk-on for the Huskies, filling an important practice need to help the team prepare for the tough schedule... Hustling, athletic guard, working to get more playing time in 2023-24.

**As a Freshman in 2022-23:** Saw action in nine games, including NCAA Tournament games against Iona and Arkansas... Saw most minutes vs. LIU (2:15), against whom he had a three-point attempt.

**Before College:** Came to UConn as a true freshman and became a preferred walk-on... Versatile guard who provides backcourt depth and solid competition in practice situations... Played his last two high school years at South Kent (Conn.) School under former UConn associate head coach Raphael Chillious... Helped South Kent reach the national prep school semifinals in 2021-22... Prior to attending South Kent, he played for two years at The Master's School (Simsbury, Conn.).

**Personal Information:** Andre Lamar Johnson Jr.... Born July 4, 2003... Son of Felicia and Andre Johnson Sr.... Has one older sister, Alexis, and two younger sisters, Ava and Azaria.

## Career Statistics

SEASON	TEAM	GP-GS	MIN/AVG	Field Goals		3-Point		F-Throws		Rebounds				Scoring							
				FG-FGA	FG%	3FG-3FGA	3FG%	FT-FTA	FT%	OFF	DEF	TOT	AVG	PF	FO	A	TO	BLK	STL	PTS	AVG
2022-23	UConn	9-0	10/1.1	0-1	.000	0-1	.000	0-0	.000	0	0	0	0.0	0-0	0	0	0	0	0	0	0.0
<b>TOTAL</b>		<b>9-0</b>	<b>10/1.1</b>	<b>0-1</b>	<b>.000</b>	<b>0-1</b>	<b>.000</b>	<b>0-0</b>	<b>.000</b>	<b>0</b>	<b>0</b>	<b>0</b>	<b>0.0</b>	<b>0-0</b>	<b>0</b>	<b>0</b>	<b>0</b>	<b>0</b>	<b>0</b>	<b>0</b>	<b>0.0</b>



ANDRE JOHNSON, JR. GAME-BY-GAME STATISTICS

2022-23

Opponent	Date	GS	MIN	Total		3-Pointers		Free throws		Rebounds				PF	A	TO	BLK	STL	PTS	AVG
				FG-FGA	PCT	3FG-3FGA	PCT	FT-FTA	PCT	OFF	DEF	TOT	AVG							
Stonehill	11/07/2022		00:53	0-0	.000	0-0	.000	0-0	.000	0	0	0	0.0	0	0	0	0	0	0	0.0
Boston U.	11/11/2022		01:00	0-0	.000	0-0	.000	0-0	.000	0	0	0	0.0	0	0	0	0	0	0	0.0
UNCW	11/18/2022		01:29	0-0	.000	0-0	.000	0-0	.000	0	0	0	0.0	0	0	0	0	0	0	0.0
Delaware St.	11/20/2022		00:54	0-0	.000	0-0	.000	0-0	.000	0	0	0	0.0	0	0	0	0	0	0	0.0
vs Oregon	11/24/2022		00:52	0-0	.000	0-0	.000	0-0	.000	0	0	0	0.0	0	0	0	0	0	0	0.0
LIU	12/10/2022		02:15	0-1	.000	0-1	.000	0-0	.000	0	0	0	0.0	0	0	0	0	0	0	0.0
Butler	01/22/2023		00:46	0-0	.000	0-0	.000	0-0	.000	0	0	0	0.0	0	0	0	0	0	0	0.0
vs Iona	03/17/2023		00:53	0-0	.000	0-0	.000	0-0	.000	0	0	0	0.0	0	0	0	0	0	0	0.0
vs Arkansas	03/23/2023		00:41	0-0	.000	0-0	.000	0-0	.000	0	0	0	0.0	0	0	0	0	0	0	0.0
<b>Totals</b>			<b>0 09:42</b>	<b>0-1</b>	<b>.000</b>	<b>0-1</b>	<b>.000</b>	<b>0-0</b>	<b>.000</b>	<b>0</b>	<b>0</b>	<b>0</b>	<b>0.0</b>	<b>0</b>	<b>0</b>	<b>0</b>	<b>0</b>	<b>0</b>	<b>0</b>	<b>0.0</b>

# Career-Highs

- Points --
- Field Goals Made --
- Field Goals Attempted --
- 1 vs. LIU (GP) (12/10/22)
- Three-Pt. Field Goals Made --
- Three-Pt. Field Goals Attempted --
- 1 vs. LIU (GP) (12/10/22)
- Free Throws Made --
- Free Throws Attempted --
- Rebounds --
- Assists --
- Steals --
- Blocks --
- Minutes --
- 2 vs. LIU (GP) (12/10/22)



# 1 Solomon BALL

Fr. • G • 6-3 • 185

Leesburg, Va. • Brewster Academy



**Before College:** One of five true freshmen on UConn's 2023-24 roster... Comes to UConn after an outstanding high school career, spending his senior year at Brewster Academy (Wolfeboro, N.H.) and the two previous years at St. James School (Hagerstown, Md.)... Consensus Top 60 recruit... Lefthanded combo guard with lightning-quick speed and elite athleticism, a vertical leap of 43 inches and a 7-foot wingspan... Can score at all three levels and his style has been compared to a young Russell Westbrook... As a senior at Brewster Academy, he averaged 16.3 points, 4.6 rebounds, 1.4 assists per game and shot .529 overall and .842 from the foul line... He was named First Team All-NEPSAC Class AAA, First Team All-American (NextUpRecruits.net), was an Iverson Classic Selection and a nominee for McDonald's All-American... As a junior at St. James School, averaged 25.4 points, 5.3 rebounds, 2.8 assists per game... Also played for Team Melo on AAU circuit – averaged 17.8 points, 5.5 rebounds, 1.3 assists and shot 57.0 percent overall for Nike EYBL Indianapolis and 14.8 points, 4.4 rebounds, 1.4 assists and 1.6 steals in five games for Nike EYBL Louisville... Teammates with fellow UConn freshman Jayden Ross at St. James School and Team Melo... Saw plenty of playing time on UConn's 3-game foreign tour in August, averaging 8.0 points, 3.7 rebounds, 3.7 assists, 1.0 steals and shooting .571 overall and .700 from the foul line.

**Personal Information:** Solomon Armstead Ball... Born Dec. 7, 2003... Son of Erica and Mike Ball... Has one older brother, Zion, and two older sisters, London and Milan.





3

Jaylin

STEWART



Fr. • F • 6-7 • 205

Seattle, Wash. • Garfield HS

**Before College:** One of five true freshmen on UConn's 2023-24 roster... Consensus Top 70 recruit... Comes to UConn after a stellar four-year career at Garfield High School under Coach Brendan Roy... Won Washington State 3A State Championships and Metro League Conference titles as a freshman and a senior... As a freshman, averaged 12.3 ppg in state tournament... Sophomore season was cut short due to Covid-19... As a junior, led Garfield to a 25-1 record, 17-0 in conference play and a Metro League title... Named First Team All-State and First Team All-Metro... As a senior, averaged 19.2 ppg, 7.6 rebounds, 3.3 assists, 2.1 blocks, 1.4 steals and shot 56.0 percent as he led team to a 25-2 record and another 3A State Championship... Named First Team All-Metro, Metro League MVP, and First Team All-State... Also played for Seattle Rotary on AAU's Nike Elite Youth Basketball League. Led team in scoring at 17.0 ppg, to go with 6.6 rebounds and 2.9 assists.

**Personal Information:** Jaylin Mahki Stewart... Born Feb. 6, 2005... Son of Sherrill Jones and Lodrick Stewart... Dad was a two-time state champion and scored over 2,000 points at Rainier Beach HS (Washington), then played at USC and had pro career overseas... Has two younger brothers, Jamari and Lodrick Jr., and younger sisters Donna, Lisa and Becca... Dad's twin brother Rodrick also scored over 2,000 points at Rainier Beach and played college ball at USC and Kansas... Another uncle, Tre Simmons, is one of the coaches at Garfield after playing at Washington and finishing a 14-year pro career overseas.



# 5 Stephon CASTLE

Fr. • G • 6-6 • 215  
Covington, Ga. • Newton HS



**Before College:** Comes to UConn following a spectacular high school career at Newton High School (Covington, Ga.)... Consensus 5-star national recruit and named a McDonald's All-American and to the MaxPreps All-American second team... As a senior, averaged 20.1 points, 9.5 rebounds, 4.8 assists, 3.0 steals, 2.0 blocks, leading his team to the Class 7A state quarterfinals... Had a 41-point game vs. Ducanville... As a junior, he averaged 16.6 points, 6.5 rebounds, 3.2 assists and was named the Region 4 Class 7A Player of the Year... Helped Team USA win the gold medal in the FIBA U18 Americas Championship... On UConn's 3-game summer foreign tour, led the team in scoring (16.7 ppg), and added 4.0 rebounds, 1.7 assists, and 2.3 steals per game and shot .600 overall, .429 from three-point range and .733 from foul line.

**Personal Information:** Stephon Javonte Castle... Born Nov. 1, 2005... Son of Quannette and Stacey Castle... Has older brother, Quenton, and younger sister, Staci.





# 12 Cam SPENCER



Grad. • G • 6-4 • 205  
 Davidsonville, Md. • Rutgers • Boys' Latin School

**Before UConn:** Transfers to UConn with one season of eligibility remaining after spending last season at Rutgers and the three previous seasons at Loyola-Maryland... Taking advantage of extra season of eligibility granted by NCAA for those student-athletes who were affected by the pandemic... Outstanding long-range shooter who will likely be one of the Huskies' top three-point threats, plus known as a fierce competitor with high basketball IQ... Figures to be in the mix for a starting spot in UConn's lineup... As a senior, was named Big Ten co-Player of the Week... As a junior, named to All-Patriot League First Team and Academic All-Patriot League Team, also All-NABC District XIII Second Team... As a freshman, named to Patriot League All-Rookie Team.

**As a Senior in 2022-23 (at Rutgers):** Started all 34 games for the Scarlet Knights... Tied for team lead in scoring (13.2 ppg) and was Rutgers' best shooter, hitting 44.4 percent overall and 43.4 percent from three-point range, as well as 89.4 percent from the foul line... Had 105 assists and 69 steals... Hit more three-pointers (72) than any Rutgers player in last 14 years... Hit game-winning three-pointer in victory at Purdue... Also hit game-winning trey in final minute, one of his 6 three-pointers, at Northwestern... Scored in double-figures in 24 games, including five games of 20+ points.

**As a Junior in 2021-22 (at Loyola-Md.):** Started all 30 games for Loyola... Led the Patriot League in scoring (18.9), steals (2.3) and minutes per game (37.0) and added 4.8 rebounds and 3.2 assists... Second in the conference in free throw percentage (.858) and second in assist-to-turnover ratio (2.4:1)... Shot .46.8 overall and .353 from three-point land... His 556 points ranked 17th in school's single-season history... Scored in double figures in 28 games, including 12 20+ point games.

**As a Sophomore in 2020-21 (at Loyola-Md.):** Played in season's final five games, starting three, after missing the first 12 games with an injury... Averaged 10.2 points, 4.4 rebounds and 3.0 assists... Finished season with a 16-point, 7-rebound performance at Army in Patriot League Conference semifinal game.

**As a Freshman in 2019-20 (at Loyola-Md.):** Played 23 games and made 9 starts, but missed 9 games with an injury... Second on team in scoring (10.0 ppg) and led team in assists ((3.1)... At the time of his injury, was leading Division I in assist-to-turnover ratio (3.78:1)... Led team in three-point fg percentage (.436).

**Before College:** Six-time letter winner at Boys' Latin School of Maryland... Named 2019 Maryland Interscholastic Athletic Association Player of the Year after averaging 25.0 points, 7.0 rebounds and 4.5 assists per game and leading team to a 30-6 overall record and 15-2 in conference... Also named to Baltimore Sun's All-Metro First Team and USA Today's All-Maryland Second Team... Two-time conference All-Star... Also played varsity lacrosse as a junior and senior and was named All-Star Conference First Team as a senior... Played varsity golf as a freshman and earned All-MIAA B-Conference honors... Honor roll student.

**Personal Information:** Cameron Spencer... Born April 6, 2000... Son of Donna and Bruce Spencer... Has two older brothers, Pat and Will... Pat was a four-time All-American lacrosse player at Loyola-Maryland, winning the Tewaaraton Award as the nation's top player as a senior.

## Career Statistics

SEASON	TEAM	GP-GS	MIN/AVG	Field Goals			3-Point		F-Throws		Rebounds				Scoring					
				FG-FGA	FG%	3FG-3FGA	3FG%	FT-FTA	FT%	OFF	DEF	TOT	AVG	PF-FO	A	TO	BLK	STL	PTS	AVG
2019-20	Loyola	23-9	641/27.9	80-163	.491	41-94	.436	30-35	.857	14	65	79	3.4	38-0	72	19	1	8	231	10.0
2020-21	Loyola	5-3	129/25.7	17-40	.425	7-15	.467	10-13	.769	2	20	22	4.4	13-1	15	11	1	5	51	10.2
2021-22	Loyola	30-30	1106/36.9	208-444	.468	59-167	.353	91-106	.858	16	128	144	4.8	44-0	95	39	8	68	566	18.9
2022-23	RU	34-34	1070/31.5	150-338	.444	72-166	.434	76-85	.894	25	105	130	3.8	64-1	105	46	4	69	448	13.2
<b>TOTAL FOR UConn</b>		<b>0-0</b>	<b>0/0.0</b>	<b>0-0</b>	<b>.000</b>	<b>0-0</b>	<b>.000</b>	<b>0-0</b>	<b>.000</b>	<b>0</b>	<b>0</b>	<b>0</b>	<b>0.0</b>	<b>0-0</b>	<b>0</b>	<b>0</b>	<b>0</b>	<b>0</b>	<b>0</b>	<b>0.0</b>
<b>TOTAL</b>		<b>92-76</b>	<b>2946/32.0</b>	<b>455-985</b>	<b>.462</b>	<b>179-442</b>	<b>.405</b>	<b>207-239</b>	<b>.866</b>	<b>57</b>	<b>318</b>	<b>375</b>	<b>4.1</b>	<b>159-2</b>	<b>287</b>	<b>115</b>	<b>14</b>	<b>150</b>	<b>1296</b>	<b>14.1</b>

# 23 Jayden ROSS

Fr. • F • 6-7 • 195

Bristow, Va. • Long Island Lutheran

**Before College:** One of five true freshmen on the UConn roster... Comes to UConn after attending Saint James School (Hagerstown, Md.) for two years, where he was teammates with fellow UConn freshman Solomon Ball, and Long Island Lutheran (Brookville, N.Y.) for one... As a senior at Long Island Lutheran, averaged 11.1 points, 4.0 rebounds, 1.8 assists, 1.3 steals as he helped team post a 21-2 record and win the New York State Federation Championship... Scored season-high 24 points, with 9 rebounds and 2 assists vs. Bishop Walsh and 22 points, 5 rebounds, 3 assists and 4 steals vs. powerhouse Oak Hill Academy... Was a standout on UConn's 3-game foreign tour in August, averaging 6.7 points, 2.0 rebounds, 1.3 steals and shooting .412 overall.

**Personal Information:** Jayden Xavier Ross... Born July 16, 2004... Son of Jacqui and Julian Ross... Has two younger brothers, Jacob and Jamison, and a younger sister, Julia.





# 24 Yousseuf SINGARE




Fr. • C • 6-10 • 220  
Bamako, Mali • Our Saviour Lutheran

**Before UConn:** Athletic, rangy, defensive-minded center who comes to the Huskies with a world of upside...prepped for a year at Our Saviour Lutheran in the Bronx, N.Y. ... was a team captain under head coach Pete Weyhe...ranked as a top-20 center and top-150 prospect by the 247 composite rankings.

**Personal:** Yousseuf Singare...born May 1, 2003...son of Backary and Oumou...has four siblings, two brothers and two sisters; Zeynab, Fayoumata, Hamadou, Aboubacar.



# 2023-24 University of Connecticut Huskies



**SOLOMON BALL**  
Fr. G 6-3 185  
Leesburg, Va.



**TRISTEN NEWTON-**  
Gr. G 6-5 195  
El Paso, Texas




**JAYLIN STEWART**  
Fr. F 6-7 205  
Seattle, Wash.



**STEPHON CASTLE**  
Fr. G 6-6 215  
Covington, Ga.



**HASSAN DIARRA**  
Sr. G 6-2 190  
Queens, N.Y.



**ALEX KARABAN**  
R-So. F 6-8 220  
Southborough, Mass.



**CAM SPENCER**  
Grad. G 6-4 205  
Davidsonville, Md.




**ANDREW HURLEY**  
Sr. G 6-1 170  
Glastonbury, Conn.



**JAYDEN ROSS**  
Fr. G 6-7 195  
Bristow, Va.



**YOUSOUF SINGARE**  
Fr. C 6-10 220  
Bamako, Mali



**DONOVAN CLINGAN**  
So. C 7-2 280  
Bristol, Conn.



**APOSTOLOS  
ROUMOGLOU**  
So. G 6-8 215  
Xanthi, Greece.



**SAMSON JOHNSON**  
Jr. F 6-10 225  
Lome, Togo



**ANDRE JOHNSON JR.**  
So. G 6-4 170  
Bristol, Conn.



**DAN HURLEY**  
Head Coach



**KIMANI YOUNG**  
Associate Head Coach



**TOM MOORE**  
Assistant Coach



**LUKE MURRAY**  
Assistant Coach





2022-23 UConn Men's Basketball  
Combined Team Statistics  
All games

Game Records

Record	Overall	Home	Away	Neutral
ALL GAMES	31-8	15-2	6-5	10-1
CONFERENCE	13-7	8-2	5-5	0-0
NON-CONFERENCE	18-1	7-0	1-0	10-1

Score by Periods

Team	1st	2nd	OT	TOT
UConn	1532	1532	0	3064
Opponents	1145	1356	0	2501

Team Box Score

No.	Player	Overall			Total			3-Point		F-Throw		Rebounds				Other				PTS	AVG	
		GP-GS	MIN	AVG	FG-FGA	FG%	3FG-3FGA	3FG%	FT-FTA	FT%	OFF	DEF	TOT	AVG	PF	DQ	A	TO	BLK			STL
21	SANOGO, Adama	39-39	1035:08	26.5	277-457	.606	19-52	.365	98-128	.766	102	197	299	7.7	104	2	49	75	32	27	671	17.2
24	HAWKINS, Jordan	37-37	1086:16	29.4	182-445	.409	109-281	.388	125-141	.887	36	104	140	3.8	82	1	47	50	19	26	598	16.2
2	NEWTON, Tristen	39-38	1122:41	28.8	107-286	.374	45-123	.366	133-163	.816	45	130	175	4.5	81	0	185	93	10	43	392	10.1
11	KARABAN, Alex	39-38	1128:02	28.9	130-273	.476	66-164	.402	38-47	.809	61	115	176	4.5	95	1	66	46	28	21	364	9.3
32	CLINGAN, Donovan	39-0	510:44	13.1	112-171	.655	0-1	.000	45-87	.517	86	133	219	5.6	73	0	18	40	70	16	269	6.9
44	JACKSON JR., Andre	36-31	1048:00	29.1	92-213	.432	25-89	.281	31-48	.646	67	156	223	6.2	101	5	169	71	18	39	240	6.7
3	CALCATERRA, Joey	38-0	550:10	14.5	73-175	.417	50-112	.446	23-26	.885	15	50	65	1.7	37	1	46	30	2	22	219	5.8
4	ALLEYNE, Nahiem	39-8	700:42	18.0	71-196	.362	32-105	.305	27-31	.871	14	32	46	1.2	56	0	33	25	2	18	201	5.2
5	DIARRA, Hassan	36-3	455:27	12.7	25-83	.301	7-37	.189	19-37	.514	12	36	48	1.3	44	0	66	38	8	28	76	2.1
35	JOHNSON, Samson	12-1	46:54	3.9	4-8	.500	0-2	.000	3-3	1.000	6	3	9	0.8	6	0	1	2	0	2	11	0.9
13	SPRINGS, Richie	19-0	39:24	2.1	6-9	.667	0-0	.000	3-5	.600	3	9	12	0.6	4	0	3	1	0	0	15	0.8
33	ROUMOGLOU, Apostolos	20-0	29:38	1.5	2-7	.286	0-2	.000	2-3	.667	2	5	7	0.4	4	0	1	2	0	1	6	0.3
20	HURLEY, Andrew	15-0	19:46	1.3	1-7	.143	0-3	.000	0-0	.000	0	3	3	0.2	2	0	0	3	0	2	2	0.1
40	JOHNSON JR., Andre	9-0	09:42	1.1	0-1	.000	0-1	.000	0-0	.000	0	0	0	0.0	0	0	0	0	0	0	0	0.0
41	HENDRY, Emmett	9-0	06:58	0.8	0-0	.000	0-0	.000	0-0	.000	0	0	0	0.0	0	0	0	1	0	0	0	0.0
30	HASSON, Yarin	11-0	10:26	0.9	0-2	.000	0-1	.000	0-0	.000	1	0	1	0.1	3	0	0	0	1	0	0	0.0
Team											57	54	111				26					
<b>Total</b>		<b>39</b>	<b>7800</b>		<b>1082-2333</b>	<b>.464</b>	<b>353-973</b>	<b>.363</b>	<b>547-719</b>	<b>.761</b>	<b>507</b>	<b>1027</b>	<b>1534</b>	<b>39.3</b>	<b>692</b>	<b>10</b>	<b>684</b>	<b>503</b>	<b>190</b>	<b>245</b>	<b>3064</b>	<b>78.6</b>
<b>Opponents</b>		<b>39</b>	<b>7800</b>		<b>856-2145</b>	<b>.399</b>	<b>194-653</b>	<b>.297</b>	<b>595-810</b>	<b>.735</b>	<b>361</b>	<b>812</b>	<b>1173</b>	<b>30.1</b>	<b>662</b>	<b>15</b>	<b>357</b>	<b>493</b>	<b>105</b>	<b>258</b>	<b>2501</b>	<b>64.1</b>

Team Statistics

	UCONN	OPP
<b>Scoring</b>	<b>3064</b>	<b>2501</b>
Points per game	78.6	64.1
Scoring margin	+14.4	-
<b>Field goals-att</b>	<b>1082-2333</b>	<b>856-2145</b>
Field goal pct	.464	.399
<b>3 point fg-att</b>	<b>353-973</b>	<b>194-653</b>
3-point FG pct	.363	.297
3-pt FG made per game	9.1	5.0
<b>Free throws-att</b>	<b>547-719</b>	<b>595-810</b>
Free throw pct	.761	.735
F-Throws made per game	14.0	15.3
<b>Rebounds</b>	<b>1534</b>	<b>1173</b>
Rebounds per game	39.3	30.1
Rebounding margin	+9.3	-
<b>Assists</b>	<b>684</b>	<b>357</b>
Assists per game	17.5	9.2
<b>Turnovers</b>	<b>503</b>	<b>493</b>
Turnovers per game	12.9	12.6
Turnover margin	-0.3	-
Assist/turnover ratio	1.4	0.7
<b>Steals</b>	<b>245</b>	<b>258</b>
Steals per game	6.3	6.6
<b>Blocks</b>	<b>190</b>	<b>105</b>
Blocks per game	4.9	2.7
<b>Winning streak</b>	<b>6</b>	<b>-</b>
Home win streak	4	-
<b>Attendance</b>	<b>194581</b>	<b>126488</b>
Home games-Avg/Game	17-11446	11-11499
Neutral site-Avg/Game	-	11-24070

Team Results

Date	Opponent		Score	Att.
11/07/2022	Stonehill	W	85-54	9116
11/11/2022	Boston U.	W	86-57	9156
11/15/2022	Buffalo	W	84-64	10112
11/18/2022	UNCW	W	86-50	7766
11/20/2022	Delaware St.	W	95-60	9442
11/24/2022	vs Oregon	W	83-59	5598
11/25/2022	vs Alabama	W	82-67	3603
11/27/2022	vs Iowa St.	W	71-53	5005
12/01/2022	Oklahoma St.	W	74-64	10167
12/07/2022	at Florida	W	75-54	9046
12/10/2022	LIU	W	114-61	10167
12/17/2022	at Butler	W	68-46	8283
12/20/2022	Georgetown	W	84-73	10167
12/28/2022	Villanova	W	74-66	15564
12/31/2022	at Xavier	L	73-83	10565
01/04/2023	at Providence	L	61-73	12400
01/07/2023	Creighton	W	69-60	10167
01/11/2023	at Marquette	L	76-82	15116
01/15/2023	St. John's (NY)	L	74-85	15564
01/18/2023	at Seton Hall	L	66-67	9710
01/22/2023	Butler	W	86-56	15564
01/25/2023	Xavier	L	79-82	10167
01/31/2023	at DePaul	W	90-76	3956
02/04/2023	at Georgetown	W	68-62	10621
02/07/2023	Marquette	W	87-72	15564
02/11/2023	at Creighton	L	53-56	18286
02/18/2023	Seton Hall	W	64-55	10167
02/22/2023	Providence	W	87-69	10167
02/25/2023	at St. John's (NY)	W	95-86	12241
03/01/2023	DePaul	W	88-59	15564
03/04/2023	at Villanova	W	71-59	16264
03/09/2023	vs Providence	W	73-66	19812
03/10/2023	vs Marquette	L	68-70	19812
03/17/2023	vs Iona	W	87-63	14010
03/19/2023	vs Saint Mary's (CA)	W	70-55	13984
03/23/2023	vs Arkansas	W	88-65	18544
03/25/2023	vs Gonzaga	W	82-54	18119
04/01/2023	vs Miami (FL)	W	72-59	73860
04/03/2023	vs San Diego St.	W	76-59	72423





2022-23 UConn Men's Basketball  
Combined Team Statistics  
In Conference games

Game Records

Record	Overall	Home	Away	Neutral
ALL GAMES	13-7	8-2	5-5	0-0
CONFERENCE	13-7	8-2	5-5	0-0
NON-CONFERENCE	0-0	0-0	0-0	0-0

Score by Periods

Team	1st	2nd	OT	TOT
UConn	756	757	0	1513
Opponents	621	746	0	1367

Team Box Score

No.	Player			Total		3-Point		F-Throw		Rebounds												
		GP-GS	MIN	AVG	FG-FGA	FG%	3FG-3FGA	3FG%	FT-FTA	FT%	OFF	DEF	TOT	AVG	PF	DQ	A	TO	BLK	STL	PTS	AVG
24	HAWKINS, Jordan	20-20	646:56	32.3	105-263	.399	55-154	.357	81-90	.900	26	62	88	4.4	49	1	24	32	12	17	346	17.3
21	SANOGO, Adama	20-20	556:36	27.8	134-236	.568	10-28	.357	45-59	.763	55	96	151	7.6	61	2	26	38	14	15	323	16.2
2	NEWTON, Tristen	20-20	582:33	29.1	58-146	.397	21-60	.350	65-80	.813	22	60	82	4.1	41	0	91	45	6	23	202	10.1
11	KARABAN, Alex	20-20	596:35	29.8	70-153	.458	36-91	.396	16-18	.889	35	59	94	4.7	45	1	37	21	13	14	192	9.6
44	JACKSON JR., Andre	20-20	604:27	30.2	53-130	.408	16-54	.296	21-31	.677	46	86	132	6.6	57	3	83	46	10	16	143	7.2
32	CLINGAN, Donovan	20-0	245:49	12.3	45-78	.577	0-0	.000	22-44	.500	44	60	104	5.2	40	0	10	24	34	6	112	5.6
4	ALLEYNE, Nahiem	20-0	309:44	15.5	26-83	.313	14-47	.298	12-15	.800	5	17	22	1.1	26	0	13	10	2	5	78	3.9
3	CALCATERRA, Joey	19-0	205:21	10.8	24-73	.329	16-44	.364	5-5	1.000	7	16	23	1.2	19	1	19	12	1	9	69	3.6
5	DIARRA, Hassan	17-0	215:42	12.7	14-39	.359	4-17	.235	10-19	.526	7	11	18	1.1	23	0	25	13	4	15	42	2.5
35	JOHNSON, Samson	5-0	21:23	4.3	2-6	.333	0-2	.000	0-0	.000	3	1	4	0.8	1	0	1	2	0	2	4	0.8
13	SPRINGS, Richie	4-0	03:47	0.9	1-1	1.000	0-0	.000	0-0	.000	1	0	1	0.3	0	0	0	0	0	0	2	0.5
40	JOHNSON JR., Andre	1-0	00:46	0.8	0-0	.000	0-0	.000	0-0	.000	0	0	0	0.0	0	0	0	0	0	0	0	0.0
20	HURLEY, Andrew	2-0	02:36	1.3	0-1	.000	0-0	.000	0-0	.000	0	1	1	0.5	0	0	0	0	0	0	0	0.0
33	ROUMOGLOU, Apostolos	5-0	06:13	1.2	0-3	.000	0-1	.000	0-0	.000	0	0	0	0.0	1	0	0	0	0	0	0	0.0
41	HENDRY, Emmett	1-0	00:46	0.8	0-0	.000	0-0	.000	0-0	.000	0	0	0	0.0	0	0	0	0	0	0	0	0.0
30	HASSON, Yarin	1-0	00:46	0.8	0-1	.000	0-0	.000	0-0	.000	1	0	1	1.0	0	0	0	0	0	0	0	0.0
Team											31	26	57					13				
<b>Total</b>		<b>20</b>	<b>4000</b>		<b>532-1213</b>	<b>.439</b>	<b>172-498</b>	<b>.345</b>	<b>277-361</b>	<b>.767</b>	<b>283</b>	<b>495</b>	<b>778</b>	<b>38.9</b>	<b>363</b>	<b>8</b>	<b>329</b>	<b>256</b>	<b>96</b>	<b>122</b>	<b>1513</b>	<b>75.7</b>
<b>Opponents</b>		<b>20</b>	<b>4000</b>		<b>469-1111</b>	<b>.422</b>	<b>105-343</b>	<b>.306</b>	<b>324-427</b>	<b>.759</b>	<b>194</b>	<b>423</b>	<b>617</b>	<b>30.9</b>	<b>329</b>	<b>9</b>	<b>197</b>	<b>234</b>	<b>64</b>	<b>129</b>	<b>1367</b>	<b>68.4</b>

Team Statistics

	UCONN	OPP
<b>Scoring</b>	<b>1513</b>	<b>1367</b>
Points per game	75.7	68.4
Scoring margin	+7.3	-
<b>Field goals-att</b>	<b>532-1213</b>	<b>469-1111</b>
Field goal pct	.439	.422
<b>3 point fg-att</b>	<b>172-498</b>	<b>105-343</b>
3-point FG pct	.345	.306
3-pt FG made per game	8.6	5.3
<b>Free throws-att</b>	<b>277-361</b>	<b>324-427</b>
Free throw pct	.767	.759
F-Throws made per game	13.9	16.2
<b>Rebounds</b>	<b>778</b>	<b>617</b>
Rebounds per game	38.9	30.9
Rebounding margin	+8.1	-
<b>Assists</b>	<b>329</b>	<b>197</b>
Assists per game	16.5	9.9
<b>Turnovers</b>	<b>256</b>	<b>234</b>
Turnovers per game	12.8	11.7
Turnover margin	-1.1	-
Assist/turnover ratio	1.3	0.8
<b>Steals</b>	<b>122</b>	<b>129</b>
Steals per game	6.1	6.5
<b>Blocks</b>	<b>96</b>	<b>64</b>
Blocks per game	4.8	3.2
<b>Winning streak</b>	<b>5</b>	<b>-</b>
Home win streak	4	-
<b>Attendance</b>	<b>128655</b>	<b>117442</b>
Home games-Avg/Game	10-12866	10-11744
Neutral site-Avg/Game	-	0-0

Team Results

Date	Opponent		Score	Att.
12/17/2022	at Butler	W	68-46	8283
12/20/2022	Georgetown	W	84-73	10167
12/28/2022	Villanova	W	74-66	15564
12/31/2022	at Xavier	L	73-83	10565
01/04/2023	at Providence	L	61-73	12400
01/07/2023	Creighton	W	69-60	10167
01/11/2023	at Marquette	L	76-82	15116
01/15/2023	St. John's (NY)	L	74-85	15564
01/18/2023	at Seton Hall	L	66-67	9710
01/22/2023	Butler	W	86-56	15564
01/25/2023	Xavier	L	79-82	10167
01/31/2023	at DePaul	W	90-76	3956
02/04/2023	at Georgetown	W	68-62	10621
02/07/2023	Marquette	W	87-72	15564
02/11/2023	at Creighton	L	53-56	18286
02/18/2023	Seton Hall	W	64-55	10167
02/22/2023	Providence	W	87-69	10167
02/25/2023	at St. John's (NY)	W	95-86	12241
03/01/2023	DePaul	W	88-59	15564
03/04/2023	at Villanova	W	71-59	16264





2022-23 UConn Men's Basketball  
 Combined Team Statistics  
 Specific games

Game Records

Record	Overall	Home	Away	Neutral
ALL GAMES	6-0	0-0	0-0	6-0
CONFERENCE	0-0	0-0	0-0	0-0
NON-CONFERENCE	6-0	0-0	0-0	6-0

Score by Periods

Team	1st	2nd	OT	TOT
UConn	226	249	0	475
Opponents	178	177	0	355

Team Box Score

No.	Player	Total			3-Point			F-Throw		Rebounds				Other Stats								
		GP-GS	MIN	AVG	FG-FGA	FG%	3FG-3FGA	3FG%	FT-FTA	FT%	OFF	DEF	TOT	AVG	PF	DQ	A	TO	BLK	STL	PTS	AVG
21	SANOGO, Adama	6-6	157:09	26.2	50-75	.667	2-4	.500	16-23	.696	20	39	59	9.8	9	0	7	11	8	0	118	19.7
24	HAWKINS, Jordan	6-6	162:55	27.2	27-62	.435	21-42	.500	23-25	.920	4	15	19	3.2	13	0	5	7	2	2	98	16.3
2	NEWTON, Tristen	6-6	177:03	29.5	16-44	.364	7-18	.389	18-20	.900	6	29	35	5.8	16	0	33	17	1	4	57	9.5
11	KARABAN, Alex	6-6	175:58	29.3	17-37	.459	8-22	.364	3-5	.600	9	24	33	5.5	15	0	7	9	6	3	45	7.5
4	ALLEYNE, Nahiem	6-0	111:32	18.6	14-35	.400	6-19	.316	9-9	1.000	3	4	7	1.2	8	0	6	3	0	3	43	7.2
44	JACKSON JR., Andre	6-6	188:22	31.4	18-36	.500	3-11	.273	1-2	.500	10	23	33	5.5	15	0	41	10	0	8	40	6.7
3	CALCATERRA, Joey	6-0	85:13	14.2	11-31	.355	9-20	.450	4-4	1.000	0	8	8	1.3	5	0	4	2	0	4	35	5.8
32	CLINGAN, Donovan	6-0	75:04	12.5	16-23	.696	0-0	.000	3-7	.429	7	23	30	5.0	9	0	4	5	11	2	35	5.8
33	ROUMOGLOU, Apostolos	6-0	07:47	1.3	1-2	.500	0-1	.000	0-1	.000	1	1	2	0.3	0	0	0	0	0	0	2	0.3
13	SPRINGS, Richie	6-0	06:58	1.2	1-1	1.000	0-0	.000	0-0	.000	0	2	2	0.3	0	0	0	1	0	0	2	0.3
40	JOHNSON JR., Andre	2-0	01:33	0.8	0-0	.000	0-0	.000	0-0	.000	0	0	0	0.0	0	0	0	0	0	0	0	0.0
5	DIARRA, Hassan	6-0	31:10	5.2	0-4	.000	0-2	.000	0-0	.000	0	5	5	0.8	1	0	7	2	1	2	0	0.0
35	JOHNSON, Samson	6-0	09:12	1.5	0-0	.000	0-0	.000	0-0	.000	1	1	2	0.3	1	0	0	0	0	0	0	0.0
20	HURLEY, Andrew	6-0	06:59	1.2	0-2	.000	0-2	.000	0-0	.000	0	2	2	0.3	2	0	0	2	0	1	0	0.0
41	HENDRY, Emmett	2-0	00:45	0.4	0-0	.000	0-0	.000	0-0	.000	0	0	0	0.0	0	0	0	1	0	0	0	0.0
30	HASSON, Yarin	4-0	02:18	0.6	0-0	.000	0-0	.000	0-0	.000	0	0	0	0.0	0	0	0	0	0	0	0	0.0
Team											4	7	11				6					
<b>Total</b>		<b>6</b>	<b>1200</b>		<b>171-352</b>	<b>.486</b>	<b>56-141</b>	<b>.397</b>	<b>77-96</b>	<b>.802</b>	<b>65</b>	<b>183</b>	<b>248</b>	<b>41.3</b>	<b>94</b>	<b>0</b>	<b>114</b>	<b>76</b>	<b>29</b>	<b>29</b>	<b>475</b>	<b>79.2</b>
<b>Opponents</b>		<b>6</b>	<b>1200</b>		<b>120-350</b>	<b>.343</b>	<b>31-109</b>	<b>.284</b>	<b>84-116</b>	<b>.724</b>	<b>61</b>	<b>127</b>	<b>188</b>	<b>31.3</b>	<b>89</b>	<b>1</b>	<b>55</b>	<b>55</b>	<b>10</b>	<b>38</b>	<b>355</b>	<b>59.2</b>

Team Statistics

	UCONN	OPP
<b>Scoring</b>	<b>475</b>	<b>355</b>
Points per game	79.2	59.2
Scoring margin	+20.0	-
<b>Field goals-att</b>	<b>171-352</b>	<b>120-350</b>
Field goal pct	.486	.343
<b>3 point fg-att</b>	<b>56-141</b>	<b>31-109</b>
3-point FG pct	.397	.284
3-pt FG made per game	9.3	5.2
<b>Free throws-att</b>	<b>77-96</b>	<b>84-116</b>
Free throw pct	.802	.724
F-Throws made per game	12.8	14.0
<b>Rebounds</b>	<b>248</b>	<b>188</b>
Rebounds per game	41.3	31.3
Rebounding margin	+10.0	-
<b>Assists</b>	<b>114</b>	<b>55</b>
Assists per game	19.0	9.2
<b>Turnovers</b>	<b>76</b>	<b>55</b>
Turnovers per game	12.7	9.2
Turnover margin	-3.5	-
Assist/turnover ratio	1.5	1.0
<b>Steals</b>	<b>29</b>	<b>38</b>
Steals per game	4.8	6.3
<b>Blocks</b>	<b>29</b>	<b>10</b>
Blocks per game	4.8	1.7
<b>Winning streak</b>	<b>6</b>	<b>-</b>
Home win streak	0	-
<b>Attendance</b>	<b>0</b>	<b>0</b>
Home games-Avg/Game	0-0	0-0
Neutral site-Avg/Game	-	6-35157

Team Results

Date	Opponent		Score	Att.
03/17/2023	vs Iona	W	87-63	14010
03/19/2023	vs Saint Mary's (CA)	W	70-55	13984
03/23/2023	vs Arkansas	W	88-65	18544
03/25/2023	vs Gonzaga	W	82-54	18119
04/01/2023	vs Miami (FL)	W	72-59	73860
04/03/2023	vs San Diego St.	W	76-59	72423



2022-23 UConn Men's Basketball  
Extended Season Box Score  
All games

Game Records

Record	Overall	Home	Away	Neutral
ALL GAMES	31-8	15-2	6-5	10-1
CONFERENCE	13-7	8-2	5-5	0-0
NON-CONFERENCE	18-1	7-0	1-0	10-1

Team Box Score Extended

No.	Player	Total			3-Point		F-Throw		Rebounds				Advanced															
		GP-GS	MIN	AVG	FG-FGA	FG%	3FG-3FGA	3FG%	FT-FTA	FT%	OFF	DEF	TOT	AVG	PF	DQ	A	A/G	TO	TO/G	A/TO	BLK	BLK/G	STL	STL/G	PTS	AVG	
21	SANOGO, Adama	39-39	1035:08	26.5	277-457	.606	19-52	.365	98-128	.766	102	197	299	7.7	104	2	49	1.26	75	1.92	0.65	32	0.82	27	0.69	671	17.2	
24	HAWKINS, Jordan	37-37	1086:16	29.4	182-445	.409	109-281	.388	125-141	.887	36	104	140	3.8	82	1	47	1.27	50	1.35	0.94	19	0.51	26	0.70	598	16.2	
2	NEWTON, Tristen	39-38	1122:41	28.8	107-286	.374	45-123	.366	133-163	.816	45	130	175	4.5	81	0	185	4.74	93	2.38	1.99	10	0.26	43	1.10	392	10.1	
11	KARABAN, Alex	39-38	1128:02	28.9	130-273	.476	66-164	.402	38-47	.809	61	115	176	4.5	95	1	66	1.69	46	1.18	1.43	28	0.72	21	0.54	364	9.3	
32	CLINGAN, Donovan	39-0	510:44	13.1	112-171	.655	0-1	.000	45-87	.517	86	133	219	5.6	73	0	18	0.46	40	1.03	0.45	70	1.79	16	0.41	269	6.9	
44	JACKSON JR., Andre	36-31	1048:00	29.1	92-213	.432	25-89	.281	31-48	.646	67	156	223	6.2	101	5	169	4.69	71	1.97	2.38	18	0.50	39	1.08	240	6.7	
3	CALCATERRA, Joey	38-0	550:10	14.5	73-175	.417	50-112	.446	23-26	.885	15	50	65	1.7	37	1	46	1.21	30	0.79	1.53	2	0.05	22	0.58	219	5.8	
4	ALLEYNE, Nahiem	39-8	700:42	18.0	71-196	.362	32-105	.305	27-31	.871	14	32	46	1.2	56	0	33	0.85	25	0.64	1.32	2	0.05	18	0.46	201	5.2	
5	DIARRA, Hassan	36-3	455:27	12.7	25-83	.301	7-37	.189	19-37	.514	12	36	48	1.3	44	0	66	1.83	38	1.06	1.74	8	0.22	28	0.78	76	2.1	
35	JOHNSON, Samson	12-1	46:54	3.9	4-8	.500	0-2	.000	3-3	1.000	6	3	9	0.8	6	0	1	0.08	2	0.17	0.50	0	0.00	2	0.17	11	0.9	
13	SPRINGS, Richie	19-0	39:24	2.1	6-9	.667	0-0	.000	3-5	.600	3	9	12	0.6	4	0	3	0.16	1	0.05	3.00	0	0.00	0	0.00	15	0.8	
33	ROUMOGLOU, Apostolos	20-0	29:38	1.5	2-7	.286	0-2	.000	2-3	.667	2	5	7	0.4	4	0	1	0.05	2	0.10	0.50	0	0.00	1	0.05	6	0.3	
20	HURLEY, Andrew	15-0	19:46	1.3	1-7	.143	0-3	.000	0-0	.000	0	3	3	0.2	2	0	0	0.00	3	0.20	0.00	0	0.00	2	0.13	2	0.1	
40	JOHNSON JR., Andre	9-0	09:42	1.1	0-1	.000	0-1	.000	0-0	.000	0	0	0	0.0	0	0	0	0.00	0	0.00	0.00	0	0.00	0	0.00	0	0.0	
41	HENDRY, Emmett	9-0	06:58	0.8	0-0	.000	0-0	.000	0-0	.000	0	0	0	0.0	0	0	0	0.00	1	0.11	0.00	0	0.00	0	0.00	0	0.0	
30	HASSON, Yarin	11-0	10:26	0.9	0-2	.000	0-1	.000	0-0	.000	1	0	1	0.1	3	0	0	0.00	0	0.00	0.00	1	0.09	0	0.00	0	0.0	
<b>Total</b>	<b>39</b>	<b>7800</b>		<b>1082-2333</b>	<b>.464</b>	<b>353-973</b>	<b>.363</b>	<b>547-719</b>	<b>.761</b>	<b>507</b>	<b>1027</b>	<b>1534</b>	<b>39.3</b>	<b>692</b>	<b>10</b>	<b>684</b>	<b>17.54</b>	<b>503</b>	<b>12.90</b>	<b>1.36</b>	<b>190</b>	<b>4.87</b>	<b>245</b>	<b>6.28</b>	<b>3064</b>	<b>78.6</b>		
<b>Opponents</b>	<b>39</b>	<b>7800</b>		<b>856-2145</b>	<b>.399</b>	<b>194-653</b>	<b>.297</b>	<b>595-810</b>	<b>.735</b>	<b>361</b>	<b>812</b>	<b>1173</b>	<b>30.1</b>	<b>662</b>	<b>15</b>	<b>357</b>	<b>9.15</b>	<b>493</b>	<b>12.64</b>	<b>0.72</b>	<b>105</b>	<b>2.69</b>	<b>258</b>	<b>6.62</b>	<b>2501</b>	<b>64.1</b>		

Score by Periods

Team	1st	2nd	OT	TOT
UConn	1532	1532	0	3064
Opponents	1145	1356	0	2501







2022-23 UConn Men's Basketball  
Team Overall Conference  
All games

Summary

Player	Overall Statistics										Conference Statistics									
	GP-GS	MIN/G	FG%	3FG%	FT%	R/G	A/G	STL	BLK	PTS/G	GP-GS	MIN/G	FG%	3FG%	FT%	R/G	A/G	STL	BLK	PTS/G
SANOGO, Adama	39-39	26.5	.606	.365	.766	7.7	1.3	27	32	17.2	20-20	27.8	.568	.357	.763	7.6	1.3	15	14	16.2
HAWKINS, Jordan	37-37	29.4	.409	.388	.887	3.8	1.3	26	19	16.2	20-20	32.3	.399	.357	.900	4.4	1.2	17	12	17.3
NEWTON, Tristen	39-38	28.8	.374	.366	.816	4.5	4.7	43	10	10.1	20-20	29.1	.397	.350	.813	4.1	4.6	23	6	10.1
KARABAN, Alex	39-38	28.9	.476	.402	.809	4.5	1.7	21	28	9.3	20-20	29.8	.458	.396	.889	4.7	1.9	14	13	9.6
CLINGAN, Donovan	39-0	13.1	.655	.000	.517	5.6	0.5	16	70	6.9	20-0	12.3	.577	.000	.500	5.2	0.5	6	34	5.6
JACKSON JR., Andre	36-31	29.1	.432	.281	.646	6.2	4.7	39	18	6.7	20-20	30.2	.408	.296	.677	6.6	4.2	16	10	7.2
CALCATERRA, Joey	38-0	14.5	.417	.446	.885	1.7	1.2	22	2	5.8	19-0	10.8	.329	.364	1.000	1.2	1.0	9	1	3.6
ALLEYNE, Nahiem	39-8	18.0	.362	.305	.871	1.2	0.8	18	2	5.2	20-0	15.5	.313	.298	.800	1.1	0.7	5	2	3.9
DIARRA, Hassan	36-3	12.7	.301	.189	.514	1.3	1.8	28	8	2.1	17-0	12.7	.359	.235	.526	1.1	1.5	15	4	2.5
JOHNSON, Samson	12-1	3.9	.500	.000	1.000	0.8	0.1	2	0	0.9	5-0	4.3	.333	.000	.000	0.8	0.2	2	0	0.8
SPRINGS, Richie	19-0	2.1	.667	.000	.600	0.6	0.2	0	0	0.8	4-0	0.9	1.000	.000	.000	0.3	0.0	0	0	0.5
ROUMOGLOU, Apostolos	20-0	1.5	.286	.000	.667	0.4	0.1	1	0	0.3	5-0	1.2	.000	.000	.000	0.0	0.0	0	0	0.0
HURLEY, Andrew	15-0	1.3	.143	.000	.000	0.2	0.0	2	0	0.1	2-0	1.3	.000	.000	.000	0.5	0.0	0	0	0.0
JOHNSON JR., Andre	9-0	1.1	.000	.000	.000	0.0	0.0	0	0	0.0	1-0	0.8	.000	.000	.000	0.0	0.0	0	0	0.0
HENDRY, Emmett	9-0	0.8	.000	.000	.000	0.0	0.0	0	0	0.0	1-0	0.8	.000	.000	.000	0.0	0.0	0	0	0.0
HASSON, Yarin	11-0	0.9	.000	.000	.000	0.1	0.0	0	1	0.0	1-0	0.8	.000	.000	.000	1.0	0.0	0	0	0.0
<b>Totals</b>	<b>39</b>		<b>.464</b>	<b>.363</b>	<b>.761</b>	<b>39.3</b>	<b>17.5</b>	<b>245</b>	<b>190</b>	<b>78.6</b>	<b>20</b>		<b>.439</b>	<b>.345</b>	<b>.767</b>	<b>38.9</b>	<b>16.5</b>	<b>122</b>	<b>96</b>	<b>75.7</b>
<b>Opponent</b>	<b>39</b>		<b>.399</b>	<b>.297</b>	<b>.735</b>	<b>30.1</b>	<b>9.2</b>	<b>258</b>	<b>105</b>	<b>64.1</b>	<b>20</b>		<b>.422</b>	<b>.306</b>	<b>.759</b>	<b>30.9</b>	<b>9.9</b>	<b>129</b>	<b>64</b>	<b>68.4</b>

Scoring

Player	Overall Statistics								Conference Statistics							
	FG-FGA	FG%	3FG-3FGA	3FG%	FT-FTA	FT%	PTS	PTS/G	FG-FGA	FG%	3FG-3FGA	3FG%	FT-FTA	FT%	PTS	PTS/G
SANOGO, Adama	277-457	.606	19-52	.365	98-128	.766	671	17.2	134-236	.568	10-28	.357	45-59	.763	323	16.2
HAWKINS, Jordan	182-445	.409	109-281	.388	125-141	.887	598	16.2	105-263	.399	55-154	.357	81-90	.900	346	17.3
NEWTON, Tristen	107-286	.374	45-123	.366	133-163	.816	392	10.1	58-146	.397	21-60	.350	65-80	.813	202	10.1
KARABAN, Alex	130-273	.476	66-164	.402	38-47	.809	364	9.3	70-153	.458	36-91	.396	16-18	.889	192	9.6
CLINGAN, Donovan	112-171	.655	0-1	.000	45-87	.517	269	6.9	45-78	.577	0-0	.000	22-44	.500	112	5.6
JACKSON JR., Andre	92-213	.432	25-89	.281	31-48	.646	240	6.7	53-130	.408	16-54	.296	21-31	.677	143	7.2
CALCATERRA, Joey	73-175	.417	50-112	.446	23-26	.885	219	5.8	24-73	.329	16-44	.364	5-5	1.000	69	3.6
ALLEYNE, Nahiem	71-196	.362	32-105	.305	27-31	.871	201	5.2	26-83	.313	14-47	.298	12-15	.800	78	3.9
DIARRA, Hassan	25-83	.301	7-37	.189	19-37	.514	76	2.1	14-39	.359	4-17	.235	10-19	.526	42	2.5
JOHNSON, Samson	4-8	.500	0-2	.000	3-3	1.000	11	0.9	2-6	.333	0-2	.000	0-0	.000	4	0.8
SPRINGS, Richie	6-9	.667	0-0	.000	3-5	.600	15	0.8	1-1	1.000	0-0	.000	0-0	.000	2	0.5
ROUMOGLOU, Apostolos	2-7	.286	0-2	.000	2-3	.667	6	0.3	0-3	.000	0-1	.000	0-0	.000	0	0.0
HURLEY, Andrew	1-7	.143	0-3	.000	0-0	.000	2	0.1	0-1	.000	0-0	.000	0-0	.000	0	0.0
JOHNSON JR., Andre	0-1	.000	0-1	.000	0-0	.000	0	0.0	0-0	.000	0-0	.000	0-0	.000	0	0.0
HENDRY, Emmett	0-0	.000	0-0	.000	0-0	.000	0	0.0	0-0	.000	0-0	.000	0-0	.000	0	0.0
HASSON, Yarin	0-2	.000	0-1	.000	0-0	.000	0	0.0	0-1	.000	0-0	.000	0-0	.000	0	0.0
<b>Totals</b>	<b>1082-2333</b>	<b>.464</b>	<b>353-973</b>	<b>.363</b>	<b>547-719</b>	<b>.761</b>	<b>3064</b>	<b>78.6</b>	<b>532-1213</b>	<b>.439</b>	<b>172-498</b>	<b>.345</b>	<b>277-361</b>	<b>.767</b>	<b>1513</b>	<b>75.7</b>
<b>Opponent</b>	<b>856-2145</b>	<b>.399</b>	<b>194-653</b>	<b>.297</b>	<b>595-810</b>	<b>.735</b>	<b>2501</b>	<b>64.1</b>	<b>469-1111</b>	<b>.422</b>	<b>105-343</b>	<b>.306</b>	<b>324-427</b>	<b>.759</b>	<b>1367</b>	<b>68.4</b>



**2022-23 UConn Men's Basketball**  
**Season/Career Statistics**  
**All games**

Page 1/2  
as of Oct 02, 2023

**Summary**

Player	Season Statistics										Career Statistics									
	GP-GS	MIN/G	FG%	3FG%	FT%	R/G	A/G	STL	BLK	PTS/G	GP-GS	MIN/G	FG%	3FG%	FT%	R/G	A/G	STL	BLK	PTS/G
ALLEYNE, Nahiem	39-8	18.0	.362	.305	.871	1.2	0.8	18	2	5.2	129-92	25.4	.381	.370	.816	2.2	1.3	69	11	8.3
CALCATERRA, Joey	38-0	14.5	.417	.446	.885	1.7	1.2	22	2	5.8	143-70	20.9	.396	.380	.837	2.1	1.3	89	17	7.6
CLINGAN, Donovan	39-0	13.1	.655	.000	.517	5.6	0.5	16	70	6.9	39-0	13.1	.655	.000	.517	5.6	0.5	16	70	6.9
DIARRA, Hassan	36-3	12.7	.301	.189	.514	1.3	1.8	28	8	2.1	94-12	15.1	.350	.293	.648	1.7	1.6	75	18	4.5
HASSON, Yarin	11-0	0.9	.000	.000	.000	0.1	0.0	0	1	0.0	11-0	0.9	.000	.000	.000	0.1	0.0	0	1	0.0
HAWKINS, Jordan	37-37	29.4	.409	.388	.887	3.8	1.3	26	19	16.2	64-41	23.2	.396	.376	.872	3.0	1.0	35	28	11.8
HENDRY, Emmett	9-0	0.8	.000	.000	.000	0.0	0.0	0	0	0.0	9-0	0.8	.000	.000	.000	0.0	0.0	0	0	0.0
HURLEY, Andrew	15-0	1.3	.143	.000	.000	0.2	0.0	2	0	0.1	25-0	1.4	.200	.167	.000	0.2	0.0	2	0	0.2
JACKSON JR., Andre	36-31	29.1	.432	.281	.646	6.2	4.7	39	18	6.7	85-65	26.7	.428	.293	.702	5.8	3.5	84	42	6.0
JOHNSON, Samson	12-1	3.9	.500	.000	1.000	0.8	0.1	2	0	0.9	25-1	4.6	.538	.143	.800	0.9	0.0	3	3	1.3
JOHNSON JR., Andre	9-0	1.1	.000	.000	.000	0.0	0.0	0	0	0.0	9-0	1.1	.000	.000	.000	0.0	0.0	0	0	0.0
KARABAN, Alex	39-38	28.9	.476	.402	.809	4.5	1.7	21	28	9.3	39-38	28.9	.476	.402	.809	4.5	1.7	21	28	9.3
NEWTON, Tristen	39-38	28.8	.374	.366	.816	4.5	4.7	43	10	10.1	117-103	31.0	.396	.330	.840	4.5	4.5	144	34	12.1
ROUMOGLOU, Apostolos	20-0	1.5	.286	.000	.667	0.4	0.1	1	0	0.3	20-0	1.5	.286	.000	.667	0.4	0.1	1	0	0.3
SANOGO, Adama	39-39	26.5	.606	.365	.766	7.7	1.3	27	32	17.2	91-87	25.0	.560	.358	.715	7.3	1.0	61	108	13.9
SPRINGS, Richie	19-0	2.1	.667	.000	.600	0.6	0.2	0	0	0.8	32-0	2.5	.579	.000	.615	0.8	0.1	0	0	0.9

**Scoring**

Player	Season Statistics								Career Statistics							
	FG-FGA	FG%	3FG-3FGA	3FG%	FT-FTA	FT%	PTS	PTS/G	FG-FGA	FG%	3FG-3FGA	3FG%	FT-FTA	FT%	PTS	PTS/G
ALLEYNE, Nahiem	71-196	.362	32-105	.305	27-31	.871	201	5.2	357-937	.381	185-500	.370	173-212	.816	1072	8.3
CALCATERRA, Joey	73-175	.417	50-112	.446	23-26	.885	219	5.8	376-949	.396	165-434	.380	164-196	.837	1081	7.6
CLINGAN, Donovan	112-171	.655	0-1	.000	45-87	.517	269	6.9	112-171	.655	0-1	.000	45-87	.517	269	6.9
DIARRA, Hassan	25-83	.301	7-37	.189	19-37	.514	76	2.1	139-397	.350	55-188	.293	94-145	.648	427	4.5
HASSON, Yarin	0-2	.000	0-1	.000	0-0	.000	0	0.0	0-2	.000	0-1	.000	0-0	.000	0	0.0
HAWKINS, Jordan	182-445	.409	109-281	.388	125-141	.887	598	16.2	231-584	.396	136-362	.376	157-180	.872	755	11.8
HENDRY, Emmett	0-0	.000	0-0	.000	0-0	.000	0	0.0	0-0	.000	0-0	.000	0-0	.000	0	0.0
HURLEY, Andrew	1-7	.143	0-3	.000	0-0	.000	2	0.1	2-10	.200	1-6	.167	0-0	.000	5	0.2
JACKSON JR., Andre	92-213	.432	25-89	.281	31-48	.646	240	6.7	186-435	.428	49-167	.293	85-121	.702	506	6.0
JOHNSON, Samson	4-8	.500	0-2	.000	3-3	1.000	11	0.9	14-26	.538	1-7	.143	4-5	.800	33	1.3
JOHNSON JR., Andre	0-1	.000	0-1	.000	0-0	.000	0	0.0	0-1	.000	0-1	.000	0-0	.000	0	0.0
KARABAN, Alex	130-273	.476	66-164	.402	38-47	.809	364	9.3	130-273	.476	66-164	.402	38-47	.809	364	9.3
NEWTON, Tristen	107-286	.374	45-123	.366	133-163	.816	392	10.1	424-1070	.396	142-430	.330	420-500	.840	1410	12.1
ROUMOGLOU, Apostolos	2-7	.286	0-2	.000	2-3	.667	6	0.3	2-7	.286	0-2	.000	2-3	.667	6	0.3
SANOGO, Adama	277-457	.606	19-52	.365	98-128	.766	671	17.2	533-951	.560	19-53	.358	183-256	.715	1268	13.9
SPRINGS, Richie	6-9	.667	0-0	.000	3-5	.600	15	0.8	11-19	.579	0-1	.000	8-13	.615	30	0.9





2022-23 UConn Men's Basketball  
Combined Team Statistics  
Specific games

Game Records

Record	Overall	Home	Away	Neutral
ALL GAMES	1-1	0-0	0-0	1-1
CONFERENCE	0-0	0-0	0-0	0-0
NON-CONFERENCE	1-1	0-0	0-0	1-1

Score by Periods

Team	1st	2nd	OT	TOT
UConn	73	68	0	141
Opponents	57	79	0	136

Team Box Score

No.	Player	Total					3-Point			F-Throw		Rebounds				Other						
		GP-GS	MIN	AVG	FG-FGA	FG%	3FG-3FGA	3FG%	FT-FTA	FT%	OFF	DEF	TOT	AVG	PF	DQ	A	TO	BLK	STL	PTS	AVG
21	SANOGO, Adama	2-2	57:22	28.7	13-17	.765	0-1	.000	3-4	.750	6	10	16	8.0	5	0	3	7	1	0	29	14.5
24	HAWKINS, Jordan	2-2	63:34	31.8	9-24	.375	4-17	.235	2-2	1.000	1	6	7	3.5	2	0	3	1	0	0	24	12.0
2	NEWTON, Tristen	2-1	58:56	29.5	7-21	.333	4-8	.500	5-7	.714	7	3	10	5.0	5	0	13	2	0	1	23	11.5
11	KARABAN, Alex	2-2	56:34	28.3	7-11	.636	4-6	.667	0-0	.000	2	4	6	3.0	7	0	1	2	1	0	18	9.0
4	ALLEYNE, Nahiem	2-0	34:23	17.2	6-12	.500	3-6	.500	0-0	.000	0	0	0	0.0	0	0	1	2	0	2	15	7.5
3	CALCATERRA, Joey	2-0	36:36	18.3	5-12	.417	4-11	.364	0-0	.000	1	3	4	2.0	0	0	2	3	0	0	14	7.0
44	JACKSON JR., Andre	2-2	51:07	25.6	5-9	.556	1-5	.200	0-3	.000	2	10	12	6.0	7	1	8	5	0	3	11	5.5
32	CLINGAN, Donovan	2-0	22:26	11.2	2-5	.400	0-0	.000	3-4	.750	4	5	9	4.5	1	0	1	2	2	0	7	3.5
5	DIARRA, Hassan	2-1	19:03	9.5	0-1	.000	0-1	.000	0-0	.000	0	2	2	1.0	3	0	2	3	1	1	0	0.0
Team											3	3	6									
<b>Total</b>		<b>2</b>	<b>400</b>		<b>54-112</b>	<b>.482</b>	<b>20-55</b>	<b>.364</b>	<b>13-20</b>	<b>.650</b>	<b>26</b>	<b>46</b>	<b>72</b>	<b>36.0</b>	<b>30</b>	<b>1</b>	<b>34</b>	<b>27</b>	<b>5</b>	<b>7</b>	<b>141</b>	<b>70.5</b>
<b>Opponents</b>		<b>2</b>	<b>400</b>		<b>48-109</b>	<b>.440</b>	<b>17-52</b>	<b>.327</b>	<b>23-31</b>	<b>.742</b>	<b>18</b>	<b>34</b>	<b>52</b>	<b>26.0</b>	<b>29</b>	<b>0</b>	<b>25</b>	<b>18</b>	<b>1</b>	<b>15</b>	<b>136</b>	<b>68.0</b>

Team Statistics

	UCONN	OPP
<b>Scoring</b>	<b>141</b>	<b>136</b>
Points per game	70.5	68.0
Scoring margin	+2.5	-
<b>Field goals-att</b>	<b>54-112</b>	<b>48-109</b>
Field goal pct	.482	.440
<b>3 point fg-att</b>	<b>20-55</b>	<b>17-52</b>
3-point FG pct	.364	.327
3-pt FG made per game	10.0	8.5
<b>Free throws-att</b>	<b>13-20</b>	<b>23-31</b>
Free throw pct	.650	.742
F-Throws made per game	6.5	11.5
<b>Rebounds</b>	<b>72</b>	<b>52</b>
Rebounds per game	36.0	26.0
Rebounding margin	+10.0	-
<b>Assists</b>	<b>34</b>	<b>25</b>
Assists per game	17.0	12.5
<b>Turnovers</b>	<b>27</b>	<b>18</b>
Turnovers per game	13.5	9.0
Turnover margin	-4.5	-
Assist/turnover ratio	1.3	1.4
<b>Steals</b>	<b>7</b>	<b>15</b>
Steals per game	3.5	7.5
<b>Blocks</b>	<b>5</b>	<b>1</b>
Blocks per game	2.5	0.5
<b>Winning streak</b>	<b>0</b>	<b>-</b>
Home win streak	0	-
<b>Attendance</b>	<b>0</b>	<b>0</b>
Home games-Avg/Game	0-0	0-0
Neutral site-Avg/Game	-	2-19812

Team Results

Date	Opponent		Score	Att.
03/09/2023	vs Providence	W	73-66	19812
03/10/2023	vs Marquette	L	68-70	19812



2022-23 UConn Men's Basketball  
Overall Team Statistics  
All games

Page 1/1  
as of Oct 02, 2023

### Team Statistics

	UConn	OPP
<b>Scoring</b>	<b>3064</b>	<b>2501</b>
Points per game	78.6	64.1
Scoring margin	+14.4	-
<b>Field goals-att</b>	<b>1082-2333</b>	<b>856-2145</b>
Field goal pct	.464	.399
<b>3 point fg-att</b>	<b>353-973</b>	<b>194-653</b>
3-point FG pct	.363	.297
3-pt FG made per game	9.1	5.0
<b>Free throws-att</b>	<b>547-719</b>	<b>595-810</b>
Free throw pct	.761	.735
F-Throws made per game	14.0	15.3
<b>Rebounds</b>	<b>1534</b>	<b>1173</b>
Rebounds per game	39.3	30.1
Rebounding margin	+9.3	-
<b>Assists</b>	<b>684</b>	<b>357</b>
Assists per game	17.5	9.2
<b>Turnovers</b>	<b>503</b>	<b>493</b>
Turnovers per game	12.9	12.6
Turnover margin	-0.3	-
Assist/turnover ratio	1.4	0.7
<b>Steals</b>	<b>245</b>	<b>258</b>
Steals per game	6.3	6.6
<b>Blocks</b>	<b>190</b>	<b>105</b>
Blocks per game	4.9	2.7
<b>Winning streak</b>	<b>6</b>	<b>-</b>
Home win streak	4	-
<b>Attendance</b>	<b>194581</b>	<b>126488</b>
Home games-Avg/Game	17-11446	11-11499
Neutral site-Avg/Game	-	11-24070

### Score by Periods

Team	1st	2nd	OT	TOT
UConn	1532	1532	0	3064
Opponents	1145	1356	0	2501





2022-23 UConn Men's Basketball  
Season Schedule/Results & Leaders  
All games

Game Records

Record	Overall	Home	Away	Neutral
ALL GAMES	31-8	15-2	6-5	10-1
CONFERENCE	13-7	8-2	5-5	0-0
NON-CONFERENCE	18-1	7-0	1-0	10-1

Team Results

Date	Opponent	Score	Att.	High Points	High Rebounds
11/07/2022	Stonehill	W 85-54	9116	(19) SANOGO, Adama	(7) CLINGAN, Donovan
11/11/2022	Boston U.	W 86-57	9156	(27) SANOGO, Adama	(15) SANOGO, Adama
11/15/2022	Buffalo	W 84-64	10112	(22) NEWTON, Tristen	(10) NEWTON, Tristen
11/18/2022	UNCW	W 86-50	7766	(24) SANOGO, Adama	(6) CLINGAN, Donovan
11/20/2022	Delaware St.	W 95-60	9442	(26) SANOGO, Adama	(9) HAWKINS, Jordan
11/24/2022	vs Oregon	W 83-59	5598	(23) NEWTON, Tristen	(8) CLINGAN, Donovan
11/25/2022	vs Alabama	W 82-67	3603	(25) SANOGO, Adama	(7) JACKSON JR., Andre
11/27/2022	vs Iowa St.	W 71-53	5005	(15) CLINGAN, Donovan	(13) JACKSON JR., Andre
12/01/2022	Oklahoma St.	W 74-64	10167	(26) HAWKINS, Jordan	(7) JACKSON JR., Andre
12/07/2022	at Florida	W 75-54	9046	(17) SANOGO, Adama	(8) JACKSON JR., Andre
					(8) CLINGAN, Donovan
12/10/2022	LIU	W 114-61	10167	(22) HAWKINS, Jordan	(11) CLINGAN, Donovan
12/17/2022	at Butler	W 68-46	8283	(27) SANOGO, Adama	(14) SANOGO, Adama
12/20/2022	Georgetown	W 84-73	10167	(17) NEWTON, Tristen	(8) JACKSON JR., Andre
12/28/2022	Villanova	W 74-66	15564	(22) HAWKINS, Jordan	(7) HAWKINS, Jordan
12/31/2022	at Xavier	L 73-83	10565	(18) SANOGO, Adama	(10) JACKSON JR., Andre
01/04/2023	at Providence	L 61-73	12400	(15) HAWKINS, Jordan	(11) CLINGAN, Donovan
01/07/2023	Creighton	W 69-60	10167	(26) SANOGO, Adama	(9) SANOGO, Adama
					(9) JACKSON JR., Andre
01/11/2023	at Marquette	L 76-82	15116	(20) CLINGAN, Donovan	(10) CLINGAN, Donovan
01/15/2023	St. John's (NY)	L 74-85	15564	(31) HAWKINS, Jordan	(10) SANOGO, Adama
01/18/2023	at Seton Hall	L 66-67	9710	(16) SANOGO, Adama	(10) JACKSON JR., Andre
01/22/2023	Butler	W 86-56	15564	(20) HAWKINS, Jordan	(14) SANOGO, Adama
01/25/2023	Xavier	L 79-82	10167	(28) HAWKINS, Jordan	(9) SANOGO, Adama
01/31/2023	at DePaul	W 90-76	3956	(26) HAWKINS, Jordan	(9) SANOGO, Adama
					(9) CLINGAN, Donovan
02/04/2023	at Georgetown	W 68-62	10621	(15) NEWTON, Tristen (15) SANOGO, Adama	(10) JACKSON JR., Andre
02/07/2023	Marquette	W 87-72	15564	(20) HAWKINS, Jordan	(10) NEWTON, Tristen
02/11/2023	at Creighton	L 53-56	18286	(17) SANOGO, Adama	(10) SANOGO, Adama
02/18/2023	Seton Hall	W 64-55	10167	(20) HAWKINS, Jordan	(10) JACKSON JR., Andre
02/22/2023	Providence	W 87-69	10167	(20) HAWKINS, Jordan	(8) KARABAN, Alex
02/25/2023	at St. John's (NY)	W 95-86	12241	(20) HAWKINS, Jordan	(9) SANOGO, Adama
03/01/2023	DePaul	W 88-59	15564	(26) SANOGO, Adama	(8) JACKSON JR., Andre
03/04/2023	at Villanova	W 71-59	16264	(24) HAWKINS, Jordan	(9) SANOGO, Adama
03/09/2023	vs Providence	W 73-66	19812	(19) HAWKINS, Jordan	(11) JACKSON JR., Andre
03/10/2023	vs Marquette	L 68-70	19812	(19) SANOGO, Adama	(11) SANOGO, Adama
03/17/2023	vs Iona	W 87-63	14010	(28) SANOGO, Adama	(13) SANOGO, Adama
03/19/2023	vs Saint Mary's (CA)	W 70-55	13984	(24) SANOGO, Adama	(8) SANOGO, Adama
03/23/2023	vs Arkansas	W 88-65	18544	(24) HAWKINS, Jordan	(8) SANOGO, Adama (8) JACKSON JR., Andre
03/25/2023	vs Gonzaga	W 82-54	18119	(20) HAWKINS, Jordan	(10) SANOGO, Adama
04/01/2023	vs Miami (FL)	W 72-59	73860	(21) SANOGO, Adama	(10) SANOGO, Adama
04/03/2023	vs San Diego St.	W 76-59	72423	(19) NEWTON, Tristen	(10) NEWTON, Tristen (10) SANOGO, Adama

Attendance Summary

	Games	Attend	Avg/Game
Home	17	194581	11446
Away	11	126488	11499
Neutral	11	264770	24070
<b>Total</b>	<b>39</b>	<b>585839</b>	<b>15022</b>



2022-23 UConn Men's Basketball  
Team Game-by-Game  
All games

Opponent	Date	Score	W	Total		3-Pointers		Free throws		Rebounds				PF	A	TO	BLK	STL	PTS	AVG
				FG-FGA	PCT	3FG-3FGA	PCT	FT-FTA	PCT	OFF	DEF	TOT	AVG							
Stonehill	11/07/2022	85-54	W	29-63	.460	5-24	.208	22-31	.710	17	27	44	44.0	20	16	15	8	11	85	85.0
Boston U.	11/11/2022	86-57	W	31-55	.564	10-21	.476	14-26	.538	11	30	41	42.5	18	17	14	3	4	86	85.5
Buffalo	11/15/2022	84-64	W	28-63	.444	6-23	.261	22-28	.786	14	28	42	42.3	13	17	15	6	11	84	85.0
UNCW	11/18/2022	86-50	W	28-52	.538	10-22	.455	20-23	.870	6	30	36	40.8	19	20	10	5	3	86	85.3
Delaware St.	11/20/2022	95-60	W	35-61	.574	12-28	.429	13-19	.684	10	29	39	40.4	20	25	13	6	9	95	87.2
vs Oregon	11/24/2022	83-59	W	30-63	.476	17-37	.459	6-11	.545	12	24	36	39.7	25	22	12	7	9	83	86.5
vs Alabama	11/25/2022	82-67	W	26-60	.433	9-24	.375	21-24	.875	10	22	32	38.6	23	18	12	7	8	82	85.9
vs Iowa St.	11/27/2022	71-53	W	22-53	.415	7-26	.269	20-25	.800	21	27	48	39.8	15	16	19	2	5	71	84.0
Oklahoma St.	12/01/2022	74-64	W	21-56	.375	8-23	.348	24-33	.727	13	22	35	39.2	16	11	7	3	8	74	82.9
at Florida	12/07/2022	75-54	W	30-58	.517	7-19	.368	8-9	.889	8	34	42	39.5	19	16	15	7	9	75	82.1
LIU	12/10/2022	114-61	W	45-72	.625	14-32	.438	10-13	.769	11	30	41	39.6	17	29	12	6	10	114	85.0
at Butler	12/17/2022	68-46	W	28-71	.394	10-29	.345	2-4	.500	18	36	54	40.8	15	20	12	3	2	68	83.6
Georgetown	12/20/2022	84-73	W	30-61	.492	11-30	.367	13-15	.867	5	23	28	39.8	16	24	7	3	9	84	83.6
Villanova	12/28/2022	74-66	W	21-53	.396	9-30	.300	23-27	.852	8	21	29	39.1	18	12	11	4	12	74	82.9
at Xavier	12/31/2022	73-83	L	28-67	.418	13-37	.351	4-9	.444	13	25	38	39.0	21	23	16	2	6	73	82.3
at Providence	01/04/2023	61-73	L	23-63	.365	5-22	.227	10-19	.526	19	20	39	39.0	27	13	8	5	6	61	80.9
Creighton	01/07/2023	69-60	W	21-60	.350	8-24	.333	19-23	.826	9	25	34	38.7	19	8	5	8	6	69	80.2
at Marquette	01/11/2023	76-82	L	29-60	.483	6-22	.273	12-15	.800	14	21	35	38.5	14	16	16	11	5	76	80.0
St. John's (NY)	01/15/2023	74-85	L	23-55	.418	8-26	.308	20-27	.741	12	28	40	38.6	30	13	21	1	4	74	79.7
at Seton Hall	01/18/2023	66-67	L	22-56	.393	9-23	.391	13-14	.929	12	28	40	38.7	21	16	18	2	4	66	79.0
Butler	01/22/2023	86-56	W	31-64	.484	7-19	.368	17-25	.680	18	30	48	39.1	12	19	8	4	6	86	79.3
Xavier	01/25/2023	79-82	L	25-61	.410	10-28	.357	19-25	.760	16	18	34	38.9	18	12	12	3	5	79	79.3
at DePaul	01/31/2023	90-76	W	28-55	.509	4-16	.250	30-34	.882	12	26	38	38.8	25	15	11	6	5	90	79.8
at Georgetown	02/04/2023	68-62	W	27-64	.422	12-24	.500	2-5	.400	19	19	38	38.8	14	20	11	5	5	68	79.3
Marquette	02/07/2023	87-72	W	31-62	.500	12-23	.522	13-22	.591	21	27	48	39.2	19	20	17	4	6	87	79.6
at Creighton	02/11/2023	53-56	L	21-65	.323	7-27	.259	4-4	1.000	18	22	40	39.2	14	10	13	2	5	53	78.6
Seton Hall	02/18/2023	64-55	W	22-52	.423	4-22	.182	16-22	.727	14	25	39	39.2	15	12	18	7	5	64	78.0
Providence	02/22/2023	87-69	W	32-60	.533	10-21	.476	13-14	.929	15	25	40	39.2	14	20	13	4	6	87	78.4
at St. John's (NY)	02/25/2023	95-86	W	30-64	.469	9-25	.360	26-33	.788	17	21	38	39.2	21	17	14	11	9	95	78.9
DePaul	03/01/2023	88-59	W	35-64	.547	10-23	.435	8-10	.800	13	27	40	39.2	13	24	13	6	9	88	79.2
at Villanova	03/04/2023	71-59	W	25-56	.446	8-27	.296	13-14	.929	10	28	38	39.2	17	15	12	5	7	71	79.0
vs Providence	03/09/2023	73-66	W	28-53	.528	13-30	.433	4-5	.800	10	25	35	39.0	16	21	18	3	5	73	78.8
vs Marquette	03/10/2023	68-70	L	26-59	.441	7-25	.280	9-15	.600	16	21	37	39.0	14	13	9	2	2	68	78.5
vs Iona	03/17/2023	87-63	W	32-66	.485	11-25	.440	12-14	.857	14	31	45	39.1	15	24	9	5	4	87	78.7
vs Saint Mary's (CA)	03/19/2023	70-55	W	27-50	.540	10-22	.455	6-7	.857	4	27	31	38.9	16	15	14	5	2	70	78.5
vs Arkansas	03/23/2023	88-65	W	31-54	.574	9-20	.450	17-21	.810	11	32	43	39.0	19	22	17	3	7	88	78.7
vs Gonzaga	03/25/2023	82-54	W	30-72	.417	11-31	.355	11-14	.786	13	35	48	39.3	18	21	8	5	3	82	78.8
vs Miami (FL)	04/01/2023	72-59	W	28-57	.491	9-26	.346	7-13	.538	13	28	41	39.3	11	19	15	5	5	72	78.6
vs San Diego St.	04/03/2023	76-59	W	23-53	.434	6-17	.353	24-27	.889	10	30	40	39.3	15	13	13	6	8	76	78.6
<b>Total</b>		<b>3064</b>		<b>1082-2333</b>	<b>.464</b>	<b>353-973</b>	<b>.363</b>	<b>547-719</b>	<b>.761</b>	<b>507</b>	<b>1027</b>	<b>1534</b>	<b>39.3</b>	<b>692</b>	<b>684</b>	<b>503</b>	<b>190</b>	<b>245</b>	<b>3064</b>	<b>78.6</b>
Opponents		2501		856-2145	.399	194-653	.297	595-810	.735	361	812	1173	30.1	662	357	493	105	258	2501	64.1

UConn Averages

Games Played	Points/game	FG Pct	3FG Pct	FT Pct	Rebounds/game	Assists/game	Turnovers/game	Assist/Turnover ratio	Steals/game	Blocks/game
39	78.6	46.4	36.3	76.1	39.3	17.5	12.9	1.4	6.3	4.9





2022-23 UConn Men's Basketball  
Opponents Game-by-Game  
All games

Opponent	Date	Score	Total		3-Pointers		Free throws		Rebounds				PF	A	TO	BLK	STL	PTS	AVG
			FG-FGA	PCT	3FG-3FGA	PCT	FT-FTA	PCT	OFF	DEF	TOT	AVG							
Stonehill	11/07/2022	85-54 W	16-45	.356	5-17	.294	17-22	.773	5	19	24	24.0	21	9	24	2	10	54	54.0
Boston U.	11/11/2022	86-57 W	18-53	.340	2-12	.167	19-24	.792	8	21	29	26.5	21	6	13	1	8	57	55.5
Buffalo	11/15/2022	84-64 W	25-58	.431	5-17	.294	9-13	.692	5	24	29	27.3	23	9	18	2	8	64	58.3
UNCW	11/18/2022	86-50 W	17-55	.309	3-15	.200	13-20	.650	13	19	32	28.5	20	5	13	3	6	50	56.3
Delaware St.	11/20/2022	95-60 W	20-52	.385	2-9	.222	18-26	.692	7	20	27	28.2	19	5	18	1	6	60	57.0
vs Oregon	11/24/2022	83-59 W	20-47	.426	5-15	.333	14-25	.560	7	23	30	28.5	16	11	17	4	5	59	57.3
vs Alabama	11/25/2022	82-67 W	21-50	.420	6-16	.375	19-25	.760	9	26	35	29.4	23	10	21	6	4	67	58.7
vs Iowa St.	11/27/2022	71-53 W	22-54	.407	3-13	.231	6-10	.600	7	12	19	28.1	21	9	12	0	13	53	58.0
Oklahoma St.	12/01/2022	74-64 W	22-56	.393	4-11	.364	16-19	.842	13	26	39	29.3	25	5	17	3	4	64	58.7
at Florida	12/07/2022	75-54 W	16-53	.302	4-15	.267	18-28	.643	8	20	28	29.2	14	6	12	6	8	54	58.2
LIU	12/10/2022	114-61 W	22-52	.423	2-9	.222	15-24	.625	6	18	24	28.7	12	5	21	2	4	61	58.5
at Butler	12/17/2022	68-46 W	16-54	.296	3-14	.214	11-13	.846	4	26	30	28.8	9	8	10	1	5	46	57.4
Georgetown	12/20/2022	84-73 W	27-59	.458	3-11	.273	16-23	.696	12	28	40	29.7	16	6	14	2	2	73	58.6
Villanova	12/28/2022	74-66 W	22-51	.431	5-22	.227	17-18	.944	7	25	32	29.9	23	7	18	0	3	66	59.1
at Xavier	12/31/2022	73-83 L	28-52	.538	4-13	.308	23-28	.821	4	27	31	29.9	9	20	12	2	11	83	60.7
at Providence	01/04/2023	61-73 L	18-49	.367	8-18	.444	29-35	.829	14	27	41	30.6	20	8	9	4	5	73	61.5
Creighton	01/07/2023	69-60 W	20-61	.328	2-16	.125	18-23	.783	20	29	49	31.7	17	5	13	6	1	60	61.4
at Marquette	01/11/2023	76-82 L	30-59	.508	6-16	.375	16-19	.842	10	19	29	31.6	15	16	11	3	8	82	62.6
St. John's (NY)	01/15/2023	74-85 L	30-58	.517	2-13	.154	23-37	.622	8	23	31	31.5	21	10	10	1	7	85	63.7
at Seton Hall	01/18/2023	66-67 L	23-56	.411	4-21	.190	17-25	.680	11	21	32	31.6	15	7	9	6	8	67	63.9
Butler	01/22/2023	86-56 W	17-52	.327	6-19	.316	16-16	1.000	4	18	22	31.1	17	8	11	8	6	56	63.5
Xavier	01/25/2023	79-82 L	31-58	.534	10-20	.500	10-13	.769	8	21	29	31.0	19	17	15	2	6	82	64.4
at DePaul	01/31/2023	90-76 W	25-56	.446	9-20	.450	17-28	.607	12	13	25	30.7	22	15	11	5	7	76	64.9
at Georgetown	02/04/2023	68-62 W	23-53	.434	7-16	.438	9-14	.643	11	20	31	30.8	12	10	10	7	7	62	64.8
Marquette	02/07/2023	87-72 W	26-59	.441	5-21	.238	15-20	.750	9	15	24	30.5	19	7	8	2	11	72	65.0
at Creighton	02/11/2023	53-56 L	19-48	.396	5-16	.313	13-17	.765	8	26	34	30.6	10	8	11	1	9	56	64.7
Seton Hall	02/18/2023	64-55 W	21-53	.396	2-11	.182	11-15	.733	7	18	25	30.4	21	8	14	2	7	55	64.3
Providence	02/22/2023	87-69 W	22-53	.415	8-20	.400	17-20	.850	8	12	20	30.0	12	9	9	4	5	69	64.5
at St. John's (NY)	02/25/2023	95-86 W	30-65	.462	4-13	.308	22-29	.759	15	17	32	30.1	23	15	13	3	6	86	65.2
DePaul	03/01/2023	88-59 W	21-60	.350	5-15	.333	12-16	.750	12	17	29	30.1	13	5	14	4	8	59	65.0
at Villanova	03/04/2023	71-59 W	20-55	.364	7-28	.250	12-18	.667	10	21	31	30.1	16	8	12	1	7	59	64.8
vs Providence	03/09/2023	73-66 W	24-58	.414	6-23	.261	12-17	.706	10	15	25	29.9	12	13	9	0	12	66	64.9
vs Marquette	03/10/2023	68-70 L	24-51	.471	11-29	.379	11-14	.786	8	19	27	29.8	17	12	9	1	3	70	65.0
vs Iona	03/17/2023	87-63 W	22-57	.386	7-16	.438	12-16	.750	7	22	29	29.8	13	9	6	3	7	63	65.0
vs Saint Mary's (CA)	03/19/2023	70-55 W	19-49	.388	4-14	.286	13-19	.684	3	19	22	29.6	13	9	9	1	6	55	64.7
vs Arkansas	03/23/2023	88-65 W	20-63	.317	5-16	.313	20-27	.741	16	15	31	29.6	19	7	10	2	8	65	64.7
vs Gonzaga	03/25/2023	82-54 W	20-60	.333	2-20	.100	12-22	.545	9	31	40	29.9	12	13	9	1	2	54	64.4
vs Miami (FL)	04/01/2023	72-59 W	20-62	.323	7-20	.350	12-12	1.000	14	18	32	30.0	12	10	9	1	8	59	64.3
vs San Diego St.	04/03/2023	76-59 W	19-59	.322	6-23	.261	15-20	.750	12	22	34	30.1	20	7	12	2	7	59	64.1
<b>Total</b>		<b>2501</b>	<b>856-2145</b>	<b>.399</b>	<b>194-653</b>	<b>.297</b>	<b>595-810</b>	<b>.735</b>	<b>361</b>	<b>812</b>	<b>1173</b>	<b>30.1</b>	<b>662</b>	<b>357</b>	<b>493</b>	<b>105</b>	<b>258</b>	<b>2501</b>	<b>64.1</b>
UConn		3064	1082-2333	.464	353-973	.363	547-719	.761	507	1027	1534	39.3	692	684	503	190	245	3064	78.6

Opponents Averages

Games Played	Points/game	FG Pct	3FG Pct	FT Pct	Rebounds/game	Assists/game	Turnovers/game	Assist/Turnover ratio	Steals/game	Blocks/game
39	64.1	39.9	29.7	73.5	30.1	9.2	12.6	0.7	6.6	2.7



**2022-23 UConn Men's Basketball  
Team High/Low Analysis  
All games**

Page 1/4  
as of Oct 02, 2023

**UConn - Game Highs**

<b>POINTS</b>	114		LIU (12/10/2022)
	95		at St. John's (NY) (02/25/2023)
	95		Delaware St. (11/20/2022)
	90		at DePaul (01/31/2023)
	88		vs Arkansas (N) (03/23/2023)
	88		DePaul (03/01/2023)
<b>FIELD GOALS MADE</b>	45		LIU (12/10/2022)
	35		DePaul (03/01/2023)
	35		Delaware St. (11/20/2022)
<b>FIELD GOAL ATTEMPTS</b>	72		vs Gonzaga (N) (03/25/2023)
	72		LIU (12/10/2022)
<b>FIELD GOAL PERCENTAGE</b>	.625	(45-72)	LIU (12/10/2022)
	.574	(31-54)	vs Arkansas (N) (03/23/2023)
	.574	(35-61)	Delaware St. (11/20/2022)
<b>3 PT FG MADE</b>	17		vs Oregon (N) (11/24/2022)
	14		LIU (12/10/2022)
<b>3 PT FG ATTEMPTS</b>	37		at Xavier (12/31/2022)
	37		vs Oregon (N) (11/24/2022)
<b>3 PT FG PERCENTAGE</b>	.522	(12-23)	Marquette (02/07/2023)
	.500	(12-24)	at Georgetown (02/04/2023)
<b>FREE THROWS MADE</b>	30		at DePaul (01/31/2023)
	26		at St. John's (NY) (02/25/2023)
<b>FREE THROW ATTEMPTS</b>	34		at DePaul (01/31/2023)
	33		at St. John's (NY) (02/25/2023)
	33		Oklahoma St. (12/01/2022)
<b>FREE THROW PERCENTAGE</b>	1.000	(4-4)	at Creighton (02/11/2023)
	.929	(13-14)	at Villanova (03/04/2023)
	.929	(13-14)	Providence (02/22/2023)
	.929	(13-14)	at Seton Hall (01/18/2023)
<b>REBOUNDS</b>	54		at Butler (12/17/2022)
	48		vs Gonzaga (N) (03/25/2023)
	48		Marquette (02/07/2023)
	48		Butler (01/22/2023)
	48		vs Iowa St. (N) (11/27/2022)
<b>ASSISTS</b>	29		LIU (12/10/2022)
	25		Delaware St. (11/20/2022)
<b>STEALS</b>	12		Villanova (12/28/2022)
	11		Buffalo (11/15/2022)
	11		Stonehill (11/07/2022)
<b>BLOCKED SHOTS</b>	11		at St. John's (NY) (02/25/2023)
	11		at Marquette (01/11/2023)
<b>TURNOVERS</b>	21		St. John's (NY) (01/15/2023)
	19		vs Iowa St. (N) (11/27/2022)
<b>FOULS</b>	30		St. John's (NY) (01/15/2023)
	27		at Providence (01/04/2023)





2022-23 UConn Men's Basketball  
Team High/Low Analysis  
All games

Page 2/4  
as of Oct 02, 2023

## Opponent - Game Highs

<b>POINTS</b>	86	at St. John's (NY) (02/25/2023)
	85	St. John's (NY) (01/15/2023)
	83	at Xavier (12/31/2022)
	82	Xavier (01/25/2023)
	82	at Marquette (01/11/2023)
<b>FIELD GOALS MADE</b>	31	Xavier (01/25/2023)
	30	at St. John's (NY) (02/25/2023)
	30	St. John's (NY) (01/15/2023)
	30	at Marquette (01/11/2023)
<b>FIELD GOAL ATTEMPTS</b>	65	at St. John's (NY) (02/25/2023)
	63	vs Arkansas (N) (03/23/2023)
<b>FIELD GOAL PERCENTAGE</b>	.538 (28-52)	at Xavier (12/31/2022)
	.534 (31-58)	Xavier (01/25/2023)
<b>3 PT FG MADE</b>	11	vs Marquette (N) (03/10/2023)
	10	Xavier (01/25/2023)
<b>3 PT FG ATTEMPTS</b>	29	vs Marquette (N) (03/10/2023)
	28	at Villanova (03/04/2023)
<b>3 PT FG PERCENTAGE</b>	.500 (10-20)	Xavier (01/25/2023)
	.450 (9-20)	at DePaul (01/31/2023)
<b>FREE THROWS MADE</b>	29	at Providence (01/04/2023)
	23	St. John's (NY) (01/15/2023)
	23	at Xavier (12/31/2022)
<b>FREE THROW ATTEMPTS</b>	37	St. John's (NY) (01/15/2023)
	35	at Providence (01/04/2023)
<b>FREE THROW PERCENTAGE</b>	1.000 (16-16)	Butler (01/22/2023)
	1.000 (12-12)	vs Miami (FL) (N) (04/01/2023)
<b>REBOUNDS</b>	49	Creighton (01/07/2023)
	41	at Providence (01/04/2023)
<b>ASSISTS</b>	20	at Xavier (12/31/2022)
	17	Xavier (01/25/2023)
<b>STEALS</b>	13	vs Iowa St. (N) (11/27/2022)
	12	vs Providence (N) (03/09/2023)
<b>BLOCKED SHOTS</b>	8	Butler (01/22/2023)
	7	at Georgetown (02/04/2023)
<b>TURNOVERS</b>	24	Stonehill (11/07/2022)
	21	LIU (12/10/2022)
	21	vs Alabama (N) (11/25/2022)
<b>FOULS</b>	25	Oklahoma St. (12/01/2022)
	24	vs Alabama (N) (11/25/2022)



2022-23 UConn Men's Basketball  
Team High/Low Analysis  
All games

Page 3/4  
as of Oct 02, 2023

UConn - Game Lows

<b>POINTS</b>	53		at Creighton (02/11/2023)
	61		at Providence (01/04/2023)
	64		Seton Hall (02/18/2023)
	66		at Seton Hall (01/18/2023)
	68		vs Marquette (N) (03/10/2023)
	68		at Georgetown (02/04/2023)
	68		at Butler (12/17/2022)
<b>FIELD GOALS MADE</b>	21		at Creighton (02/11/2023)
	21		Creighton (01/07/2023)
	21		Villanova (12/28/2022)
	21		Oklahoma St. (12/01/2022)
<b>FIELD GOAL ATTEMPTS</b>	50		vs Saint Mary's (CA) (N) (03/19/2023)
	52		Seton Hall (02/18/2023)
	52		UNCW (11/18/2022)
<b>FIELD GOAL PERCENTAGE</b>	.323	(21-65)	at Creighton (02/11/2023)
	.350	(21-60)	Creighton (01/07/2023)
<b>3 PT FG MADE</b>	4		Seton Hall (02/18/2023)
	4		at DePaul (01/31/2023)
<b>3 PT FG ATTEMPTS</b>	16		at DePaul (01/31/2023)
	17		vs San Diego St. (N) (04/03/2023)
<b>3 PT FG PERCENTAGE</b>	.182	(4-22)	Seton Hall (02/18/2023)
	.208	(5-24)	Stonehill (11/07/2022)
<b>FREE THROWS MADE</b>	2		at Georgetown (02/04/2023)
	2		at Butler (12/17/2022)
<b>FREE THROW ATTEMPTS</b>	4		at Creighton (02/11/2023)
	4		at Butler (12/17/2022)
<b>FREE THROW PERCENTAGE</b>	.400	(2-5)	at Georgetown (02/04/2023)
	.444	(4-9)	at Xavier (12/31/2022)
<b>REBOUNDS</b>	28		Georgetown (12/20/2022)
	29		Villanova (12/28/2022)
<b>ASSISTS</b>	8		Creighton (01/07/2023)
	10		at Creighton (02/11/2023)
<b>STEALS</b>	2		vs Saint Mary's (CA) (N) (03/19/2023)
	2		vs Marquette (N) (03/10/2023)
	2		at Butler (12/17/2022)
<b>BLOCKED SHOTS</b>	1		St. John's (NY) (01/15/2023)
	2		vs Marquette (N) (03/10/2023)
	2		at Creighton (02/11/2023)
	2		at Seton Hall (01/18/2023)
	2		at Xavier (12/31/2022)
	2		vs Iowa St. (N) (11/27/2022)
<b>TURNOVERS</b>	5		Creighton (01/07/2023)
	7		Georgetown (12/20/2022)
	7		Oklahoma St. (12/01/2022)
<b>FOULS</b>	11		vs Miami (FL) (N) (04/01/2023)
	12		Butler (01/22/2023)





2022-23 UConn Men's Basketball  
Player Highs Analysis  
All games

UConn - Individual Game Highs

<b>POINTS</b>	31		Jordan Hawkins vs St. John's (NY) (01/15/2023)
	28		Adama Sanogo vs Iona (N) (03/17/2023)
	28		Jordan Hawkins vs Xavier (01/25/2023)
	27		Adama Sanogo at Butler (12/17/2022)
	27		Adama Sanogo vs Boston U. (11/11/2022)
<b>FIELD GOALS MADE</b>	13		Adama Sanogo vs Iona (N) (03/17/2023)
	13		Adama Sanogo at Butler (12/17/2022)
<b>FIELD GOAL ATTEMPTS</b>	21		Adama Sanogo at Butler (12/17/2022)
	20		Adama Sanogo vs Creighton (01/07/2023)
<b>FIELD GOAL PERCENTAGE (min 5 made)</b>	1.000	(10-10)	Donovan Clingan vs LIU (12/10/2022)
	1.000	(5-5)	Alex Karaban vs Arkansas (N) (03/23/2023)
	1.000	(5-5)	Adama Sanogo vs Providence (N) (03/09/2023)
	1.000	(5-5)	Donovan Clingan vs Buffalo (11/15/2022)
<b>3 PT FG MADE</b>	6		Jordan Hawkins vs Gonzaga (N) (03/25/2023)
	6		Jordan Hawkins vs LIU (12/10/2022)
<b>3 PT FG ATTEMPTS</b>	14		Jordan Hawkins vs Oregon (N) (11/24/2022)
	12		Andre Jackson Jr. at Xavier (12/31/2022)
<b>3 PT FG PERCENTAGE (min 2 made)</b>	1.000	(3-3)	Nahiem Alleyne vs Providence (02/22/2023)
	1.000	(2-2)	Alex Karaban vs Marquette (N) (03/10/2023)
	1.000	(2-2)	Joey Calcaterra vs Oklahoma St. (12/01/2022)
	1.000	(2-2)	Joey Calcaterra vs Alabama (N) (11/25/2022)
	1.000	(2-2)	Adama Sanogo vs Oregon (N) (11/24/2022)
<b>FREE THROWS MADE</b>	14		Tristen Newton vs Buffalo (11/15/2022)
	12		Jordan Hawkins at DePaul (01/31/2023)
<b>FREE THROW ATTEMPTS</b>	17		Tristen Newton vs Buffalo (11/15/2022)
	14		Jordan Hawkins at DePaul (01/31/2023)
<b>FREE THROW PERCENTAGE (min 3 made)</b>	1.000	(9-9)	Jordan Hawkins vs Arkansas (N) (03/23/2023)
	1.000	(9-9)	Jordan Hawkins vs St. John's (NY) (01/15/2023)
	1.000	(8-8)	Tristen Newton vs San Diego St. (N) (04/03/2023)
	1.000	(8-8)	Tristen Newton at DePaul (01/31/2023)
	1.000	(8-8)	Adama Sanogo vs UNCW (11/18/2022)
	1.000	(7-7)	Jordan Hawkins vs Xavier (01/25/2023)
	1.000	(6-6)	Tristen Newton at Seton Hall (01/18/2023)
	1.000	(6-6)	Jordan Hawkins vs Creighton (01/07/2023)
	1.000	(6-6)	Tristen Newton vs Villanova (12/28/2022)
	1.000	(6-6)	Tristen Newton vs Alabama (N) (11/25/2022)
	1.000	(5-5)	Tristen Newton vs Providence (02/22/2023)
	1.000	(5-5)	Jordan Hawkins at Marquette (01/11/2023)
	1.000	(4-4)	Jordan Hawkins vs San Diego St. (N) (04/03/2023)
	1.000	(4-4)	Adama Sanogo vs Gonzaga (N) (03/25/2023)
	1.000	(4-4)	Nahiem Alleyne vs Arkansas (N) (03/23/2023)
	1.000	(4-4)	Jordan Hawkins vs Iona (N) (03/17/2023)
	1.000	(4-4)	Jordan Hawkins at St. John's (NY) (02/25/2023)
	1.000	(4-4)	Joey Calcaterra at St. John's (NY) (02/25/2023)
	1.000	(4-4)	Tristen Newton vs Seton Hall (02/18/2023)
	1.000	(4-4)	Adama Sanogo at Seton Hall (01/18/2023)
<b>REBOUNDS</b>	15		Adama Sanogo vs Boston U. (11/11/2022)
	14		Adama Sanogo vs Butler (01/22/2023)
	14		Adama Sanogo at Butler (12/17/2022)
<b>ASSISTS</b>	12		Tristen Newton vs Marquette (02/07/2023)
	11		Tristen Newton vs Buffalo (11/15/2022)
<b>STEALS</b>	4		Hassan Diarra vs Villanova (12/28/2022)
	4		Tristen Newton vs Alabama (N) (11/25/2022)
	4		Tristen Newton vs Buffalo (11/15/2022)
	4		Nahiem Alleyne vs Stonehill (11/07/2022)





2022-23 UConn Men's Basketball  
Category Leaders  
All games

Page 1/3  
as of Oct 02, 2023

**Points**

##	Player	G	Pts	Pts/G
21	Sanogo, Adama	39	671	17.2
24	Hawkins, Jordan	37	598	16.2
2	Newton, Tristen	39	392	10.1
11	Karaban, Alex	39	364	9.3
32	Clingan, Donovan	39	269	6.9
44	Jackson Jr., Andre	36	240	6.7
3	Calcaterra, Joey	38	219	5.8
4	Alleyne, Nahiem	39	201	5.2
5	Diarra, Hassan	36	76	2.1
13	Springs, Richie	19	15	0.8
35	Johnson, Samson	12	11	0.9
33	Roumoglou, Apostolos	20	6	0.3
20	Hurley, Andrew	15	2	0.1

**Scoring Average**

##	Player	G	Pts	Pts/G
21	Sanogo, Adama	39	671	17.2
24	Hawkins, Jordan	37	598	16.2
2	Newton, Tristen	39	392	10.1
11	Karaban, Alex	39	364	9.3
32	Clingan, Donovan	39	269	6.9
44	Jackson Jr., Andre	36	240	6.7
3	Calcaterra, Joey	38	219	5.8
4	Alleyne, Nahiem	39	201	5.2
5	Diarra, Hassan	36	76	2.1
35	Johnson, Samson	12	11	0.9
13	Springs, Richie	19	15	0.8
33	Roumoglou, Apostolos	20	6	0.3
20	Hurley, Andrew	15	2	0.1

**Field Goal Percentage**

##	Player	FG	Att	Pct
13	Springs, Richie	6	9	.667
32	Clingan, Donovan	112	171	.655
21	Sanogo, Adama	277	457	.606
35	Johnson, Samson	4	8	.500
11	Karaban, Alex	130	273	.476
44	Jackson Jr., Andre	92	213	.432
3	Calcaterra, Joey	73	175	.417
24	Hawkins, Jordan	182	445	.409
2	Newton, Tristen	107	286	.374
4	Alleyne, Nahiem	71	196	.362
5	Diarra, Hassan	25	83	.301
33	Roumoglou, Apostolos	2	7	.286
20	Hurley, Andrew	1	7	.143

**Field Goal Attempts**

##	Player	G	Att	Att/G
21	Sanogo, Adama	39	457	11.7
24	Hawkins, Jordan	37	445	12.0
2	Newton, Tristen	39	286	7.3
11	Karaban, Alex	39	273	7.0
44	Jackson Jr., Andre	36	213	5.9

**Field Goals Made**

##	Player	G	Made	Made/G
21	Sanogo, Adama	39	277	7.1
24	Hawkins, Jordan	37	182	4.9
11	Karaban, Alex	39	130	3.3
32	Clingan, Donovan	39	112	2.9
2	Newton, Tristen	39	107	2.7





2022-23 UConn Men's Basketball  
Category Leaders  
All games

Page 2/3  
as of Oct 02, 2023

## 3-Point FG Percentage

##	Player	3FG	Att	Pct
3	Calcaterra, Joey	50	112	.446
11	Karaban, Alex	66	164	.402
24	Hawkins, Jordan	109	281	.388
2	Newton, Tristen	45	123	.366
21	Sanogo, Adama	19	52	.365
4	Alleyne, Nahiem	32	105	.305
44	Jackson Jr., Andre	25	89	.281
5	Diarra, Hassan	7	37	.189

## 3-Point FG Attempts

##	Player	G	Att	Att/G
24	Hawkins, Jordan	37	281	7.6
11	Karaban, Alex	39	164	4.2
2	Newton, Tristen	39	123	3.2
3	Calcaterra, Joey	38	112	2.9
4	Alleyne, Nahiem	39	105	2.7

## 3-Point FG Made

##	Player	G	Made	Made/G
24	Hawkins, Jordan	37	109	2.9
11	Karaban, Alex	39	66	1.7
3	Calcaterra, Joey	38	50	1.3
2	Newton, Tristen	39	45	1.2
4	Alleyne, Nahiem	39	32	0.8

## Free Throw Percentage

##	Player	Made	Att	Pct
35	Johnson, Samson	3	3	1.000
24	Hawkins, Jordan	125	141	.887
3	Calcaterra, Joey	23	26	.885
4	Alleyne, Nahiem	27	31	.871
2	Newton, Tristen	133	163	.816
11	Karaban, Alex	38	47	.809
21	Sanogo, Adama	98	128	.766
33	Roumoglou, Apostolos	2	3	.667
44	Jackson Jr., Andre	31	48	.646
13	Springs, Richie	3	5	.600
32	Clingan, Donovan	45	87	.517
5	Diarra, Hassan	19	37	.514

## Free Throw Attempts

##	Player	G	Att	Att/G
2	Newton, Tristen	39	163	4.2
24	Hawkins, Jordan	37	141	3.8
21	Sanogo, Adama	39	128	3.3
32	Clingan, Donovan	39	87	2.2
44	Jackson Jr., Andre	36	48	1.3

## Free Throws Made

##	Player	G	Made	Made/G
2	Newton, Tristen	39	133	3.4
24	Hawkins, Jordan	37	125	3.4
21	Sanogo, Adama	39	98	2.5
32	Clingan, Donovan	39	45	1.2
11	Karaban, Alex	39	38	1.0

## Rebounds

##	Player	G	Reb	Reb/G
21	Sanogo, Adama	39	299	7.7
44	Jackson Jr., Andre	36	223	6.2
32	Clingan, Donovan	39	219	5.6
11	Karaban, Alex	39	176	4.5
2	Newton, Tristen	39	175	4.5

## Assists

##	Player	G	Ast	Ast/G
2	Newton, Tristen	39	185	4.7
44	Jackson Jr., Andre	36	169	4.7
11	Karaban, Alex	39	66	1.7
5	Diarra, Hassan	36	66	1.8
21	Sanogo, Adama	39	49	1.3

## Rebounds Average

##	Player	G	Reb	Reb/G
21	Sanogo, Adama	39	299	7.7
44	Jackson Jr., Andre	36	223	6.2
32	Clingan, Donovan	39	219	5.6
11	Karaban, Alex	39	176	4.5
2	Newton, Tristen	39	175	4.5

## Steals

##	Player	G	Stl	Stl/G
2	Newton, Tristen	39	43	1.1
44	Jackson Jr., Andre	36	39	1.1
5	Diarra, Hassan	36	28	0.8
21	Sanogo, Adama	39	27	0.7
24	Hawkins, Jordan	37	26	0.7



2022-23 UConn Men's Basketball  
Points-rebounds-assists  
All games

Opponent	Date	Score		2	3	4	5	11	13	20	21	24	30	32
				NEWTON,TRI	CALCATERRA	ALLEYNE,NA	DIARRA,HAS	KARABAN,AL	SPRINGS,RI	HURLEY,AND	SANOGO,ADA	HAWKINS,JO	HASSON,YAR	CLINGAN,DO
Stonehill	11/07/2022	85-54	W	9-6-3	7-3-0	8-0-0	11-5-7	13-4-3	0-2-0	0-0-0	19-6-1	0-3-2	0-0-0	9-7-0
Boston U.	11/11/2022	86-57	W	11-6-1	4-4-1	11-0-0	6-3-6	10-4-4	5-1-2	0-0-0	27-15-2	DNP	0-0-0	10-6-1
Buffalo	11/15/2022	84-64	W	22-10-11	15-2-1	12-3-2	3-1-2	10-4-1	0-3-0	DNP	11-6-0	DNP	DNP	11-8-0
UNCW	11/18/2022	86-50	W	8-3-4	6-5-2	8-1-1	0-2-3	12-5-2	4-2-0	0-0-0	24-5-1	20-1-2	0-0-0	2-6-0
Delaware St.	11/20/2022	95-60	W	6-2-1	11-5-6	9-2-4	3-1-5	10-1-2	0-0-0	0-0-0	26-8-0	11-9-3	0-0-0	16-5-0
vs Oregon	11/24/2022	83-59	W	23-4-6	11-1-4	4-2-2	0-4-1	6-3-0	0-0-0	0-0-0	12-6-1	18-2-1	0-0-0	9-8-2
vs Alabama	11/25/2022	82-67	W	9-4-8	10-1-0	0-3-0	2-1-2	12-3-4	0-0-0	DNP	25-4-2	16-2-1	DNP	4-5-0
vs Iowa St.	11/27/2022	71-53	W	13-4-3	8-3-1	2-3-2	7-2-1	10-4-1	DNP	DNP	4-6-3	2-0-0	DNP	15-10-0
Oklahoma St.	12/01/2022	74-64	W	2-2-1	9-0-1	0-2-1	0-1-0	4-6-1	DNP	DNP	20-6-0	26-2-1	DNP	2-2-0
at Florida	12/07/2022	75-54	W	5-5-3	11-3-2	0-1-0	0-2-2	3-1-1	0-0-0	0-0-0	17-7-1	15-4-3	DNP	16-8-0
LIU	12/10/2022	114-61	W	2-2-7	9-3-3	11-0-1	2-1-3	19-8-2	2-1-1	2-0-0	16-4-2	22-3-2	0-0-0	21-11-0
at Butler	12/17/2022	68-46	W	5-8-3	3-4-3	9-2-1	0-2-1	5-6-2	DNP	DNP	27-14-3	12-3-0	DNP	4-8-1
Georgetown	12/20/2022	84-73	W	17-2-7	14-1-1	2-1-0	5-0-2	8-0-1	DNP	DNP	14-7-1	15-3-3	DNP	2-4-1
Villanova	12/28/2022	74-66	W	6-1-4	0-2-0	2-0-1	6-2-3	15-6-1	DNP	DNP	7-1-1	22-7-0	DNP	6-1-0
at Xavier	12/31/2022	73-83	L	6-7-7	3-0-1	6-0-0	5-1-1	6-5-1	DNP	DNP	18-6-1	11-5-2	DNP	4-2-2
at Providence	01/04/2023	61-73	L	6-2-5	0-1-0	2-0-0	1-2-0	11-5-1	DNP	DNP	11-7-1	15-6-2	DNP	12-11-0
Creighton	01/07/2023	69-60	W	13-4-1	0-1-0	0-0-0	0-1-1	2-3-2	DNP	DNP	26-9-1	17-1-1	DNP	4-3-0
at Marquette	01/11/2023	76-82	L	7-3-2	3-0-2	0-1-3	2-0-1	17-7-1	DNP	DNP	10-3-0	8-6-1	DNP	20-10-0
St. John's (NY)	01/15/2023	74-85	L	0-1-1	6-4-1	1-2-0	4-0-4	16-5-1	DNP	DNP	14-10-3	31-5-2	DNP	0-5-0
at Seton Hall	01/18/2023	66-67	L	11-3-4	3-2-2	0-0-1	2-3-1	9-3-2	DNP	DNP	16-5-0	13-6-2	DNP	7-6-0
Butler	01/22/2023	86-56	W	11-4-2	5-1-2	2-3-2	8-0-3	15-5-1	0-0-0	0-0-0	17-14-3	20-6-0	0-1-0	4-4-1
Xavier	01/25/2023	79-82	L	23-4-4	0-0-0	4-2-0	0-1-0	5-3-1	DNP	DNP	11-9-4	28-4-1	DNP	2-3-0
at DePaul	01/31/2023	90-76	W	21-0-3	0-0-1	5-0-1	0-0-0	4-4-5	DNP	DNP	25-9-0	26-5-1	DNP	5-9-0
at Georgetown	02/04/2023	68-62	W	15-8-6	3-1-1	3-3-0	2-0-0	11-4-4	DNP	DNP	15-6-0	10-2-0	DNP	2-2-2
Marquette	02/07/2023	87-72	W	12-10-12	2-1-1	13-0-0	0-0-0	13-4-2	DNP	DNP	18-7-3	20-6-0	DNP	4-8-1
at Creighton	02/11/2023	53-56	L	2-0-4	0-1-0	5-2-0	3-3-2	5-5-1	DNP	DNP	17-10-2	11-4-1	DNP	4-7-0
Seton Hall	02/18/2023	64-55	W	6-3-2	DNP	0-0-0	4-3-4	5-4-1	DNP	DNP	8-6-0	20-5-2	DNP	6-6-0
Providence	02/22/2023	87-69	W	12-7-7	3-1-0	9-2-0	0-0-2	16-8-2	0-0-0	DNP	16-5-2	20-6-2	DNP	7-3-1
at St. John's (NY)	02/25/2023	95-86	W	8-7-8	15-0-0	8-2-1	DNP	2-5-0	DNP	DNP	18-9-1	20-2-3	DNP	9-6-1
DePaul	03/01/2023	88-59	W	12-5-6	9-2-3	4-0-2	DNP	11-6-4	2-1-0	0-1-0	26-5-0	3-2-0	DNP	10-4-0
at Villanova	03/04/2023	71-59	W	9-3-3	0-1-1	3-2-1	DNP	16-6-4	0-0-0	DNP	9-9-0	24-4-1	DNP	0-2-0
vs Providence	03/09/2023	73-66	W	16-4-7	6-2-2	5-0-0	0-1-2	8-1-0	DNP	DNP	10-5-2	19-4-1	DNP	0-4-1
vs Marquette	03/10/2023	68-70	L	7-6-6	8-2-0	10-0-1	0-1-0	10-5-1	DNP	DNP	19-11-1	5-3-2	DNP	7-5-0
vs Iona	03/17/2023	87-63	W	4-4-6	6-1-2	8-0-1	0-2-3	6-4-3	0-1-0	0-0-0	28-13-0	13-4-1	0-0-0	12-9-1
vs Saint Mary's (CA)	03/19/2023	70-55	W	13-3-5	5-1-0	3-1-0	0-1-1	3-4-0	0-0-0	0-0-0	24-8-0	12-0-0	0-0-0	4-5-2
vs Arkansas	03/23/2023	88-65	W	6-6-7	5-1-0	10-1-2	0-1-1	11-7-1	2-0-0	0-1-0	18-8-1	24-2-3	0-0-0	5-4-0
vs Gonzaga	03/25/2023	82-54	W	8-7-3	8-3-0	8-0-0	0-0-2	12-4-1	0-0-0	0-0-0	10-10-4	20-6-1	0-0-0	6-3-0
vs Miami (FL)	04/01/2023	72-59	W	7-5-8	5-1-1	8-2-3	0-1-0	8-9-2	0-1-0	0-0-0	21-10-1	13-3-0	DNP	4-6-0
vs San Diego St.	04/03/2023	76-59	W	19-10-4	6-1-1	6-3-0	0-0-0	5-5-0	0-0-0	0-1-0	17-10-1	16-4-0	DNP	4-3-1







2022-23 UConn Men's Basketball  
Points-rebounds-assists  
All games

Opponent	Date	Score		33 ROUMOGLOU	35 JOHNSON, SA	40 JOHNSON JR	41 HENDRY, EMM	44 JACKSON JR
Stonehill	11/07/2022	85-54	W	2-1-0	7-3-0	0-0-0	0-0-0	DNP
Boston U.	11/11/2022	86-57	W	2-1-0	DNP	0-0-0	0-0-0	DNP
Buffalo	11/15/2022	84-64	W	0-0-0	DNP	DNP	DNP	DNP
UNCW	11/18/2022	86-50	W	0-0-0	DNP	0-0-0	0-0-0	2-3-5
Delaware St.	11/20/2022	95-60	W	0-0-0	DNP	0-0-0	0-0-0	3-1-4
vs Oregon	11/24/2022	83-59	W	0-1-0	DNP	0-0-0	0-0-0	0-4-5
vs Alabama	11/25/2022	82-67	W	0-0-0	DNP	DNP	DNP	4-7-1
vs Iowa St.	11/27/2022	71-53	W	DNP	DNP	DNP	DNP	10-13-5
Oklahoma St.	12/01/2022	74-64	W	DNP	DNP	DNP	DNP	11-7-6
at Florida	12/07/2022	75-54	W	0-0-0	DNP	DNP	DNP	8-8-4
LIU	12/10/2022	114-61	W	0-2-1	DNP	0-0-0	0-0-0	8-3-7
at Butler	12/17/2022	68-46	W	DNP	DNP	DNP	DNP	3-6-6
Georgetown	12/20/2022	84-73	W	DNP	DNP	DNP	DNP	7-8-8
Villanova	12/28/2022	74-66	W	DNP	DNP	DNP	DNP	10-6-2
at Xavier	12/31/2022	73-83	L	DNP	DNP	DNP	DNP	14-10-8
at Providence	01/04/2023	61-73	L	DNP	DNP	DNP	DNP	3-3-4
Creighton	01/07/2023	69-60	W	DNP	DNP	DNP	DNP	7-9-2
at Marquette	01/11/2023	76-82	L	DNP	DNP	DNP	DNP	9-4-6
St. John's (NY)	01/15/2023	74-85	L	0-0-0	DNP	DNP	DNP	2-6-1
at Seton Hall	01/18/2023	66-67	L	DNP	DNP	DNP	DNP	5-10-4
Butler	01/22/2023	86-56	W	0-0-0	2-2-1	0-0-0	0-0-0	2-4-4
Xavier	01/25/2023	79-82	L	DNP	DNP	DNP	DNP	6-2-2
at DePaul	01/31/2023	90-76	W	0-0-0	2-1-0	DNP	DNP	2-8-4
at Georgetown	02/04/2023	68-62	W	DNP	0-0-0	DNP	DNP	7-10-7
Marquette	02/07/2023	87-72	W	DNP	DNP	DNP	DNP	5-4-1
at Creighton	02/11/2023	53-56	L	DNP	DNP	DNP	DNP	6-6-0
Seton Hall	02/18/2023	64-55	W	DNP	DNP	DNP	DNP	15-10-3
Providence	02/22/2023	87-69	W	DNP	DNP	DNP	DNP	4-6-4
at St. John's (NY)	02/25/2023	95-86	W	DNP	DNP	DNP	DNP	15-5-3
DePaul	03/01/2023	88-59	W	0-0-0	0-1-0	DNP	DNP	11-8-9
at Villanova	03/04/2023	71-59	W	0-0-0	0-0-0	DNP	DNP	10-7-5
vs Providence	03/09/2023	73-66	W	DNP	DNP	DNP	DNP	9-11-6
vs Marquette	03/10/2023	68-70	L	DNP	DNP	DNP	DNP	2-1-2
vs Iona	03/17/2023	87-63	W	0-0-0	0-0-0	0-0-0	DNP	10-5-7
vs Saint Mary's (CA)	03/19/2023	70-55	W	0-1-0	0-0-0	DNP	0-0-0	6-6-7
vs Arkansas	03/23/2023	88-65	W	0-0-0	0-0-0	0-0-0	DNP	7-8-7
vs Gonzaga	03/25/2023	82-54	W	2-1-0	0-2-0	DNP	0-0-0	8-9-10
vs Miami (FL)	04/01/2023	72-59	W	0-0-0	0-0-0	DNP	DNP	6-2-4
vs San Diego St.	04/03/2023	76-59	W	0-0-0	0-0-0	DNP	DNP	3-3-6



# 2022-23 UCONN GAME-BY-GAME BOX SCORES

## Game #1 - UConn 85, Stonehill 54 November 7, 2022 - XL Center, Hartford, Conn.



Official Basketball Box Score - Final  
Stonehill at UConn  
11/07/22 XL Center, Hartford, Conn.  
2022-23 Men's Basketball

Game Time: 7:30 PM  
Game Duration: 2:07  
Attendance: 9,116

Officials: Pat Driscoll, John Gaffney, Michael Luckie

Stonehill - 54		Record: 0-1										Shooting By Period			
NO. Name	Min	FG	3P	FT	Rebounds	Fouls	TP	AS	TO	ST	Blocks	+	1st FG%	2nd FG%	
		M/A	M/A	M/A	OR DR TOT	PF					BS BA	/-	3PT%	FT%	
2 Maxwell Zagarowski	30:00	2-4	2-2	2-2	0 0 0	2 2 8	0	1	0	1	1	-22	3PT%	6-24 25.0%	
21 Cole Bergan	F 22:49	0-2	0-1	4-4	2 0 2	4 3 4	4	3	2	1	0	-10	3PT%	3-10 30.0%	
11 Isaiah Burnett	G 24:02	3-4	0-0	6-9	0 6 6	2 5 12	1	4	3	0	0	-18	FT%	4-5 80%	
12 Thatcher Stone	G 24:36	3-11	0-4	0-0	1 4 5	3 3 6	6	5	1	0	3	-38	3PT%	10-21 47.6%	
22 Shamir Johnson	G 23:22	2-4	0-1	0-0	0 4 4	1 0 4	4	1	0	0	0	-15	FT%	27 28.6%	
5 Josh Mack	G 23:33	0-2	0-1	2-3	0 0 0	1 3 2	2	1	2	0	0	-24	GMFG%	16-45 35.6%	
32 Andrew Sims	28:04	5-10	2-5	0-0	0 1 1	3 1 12	1	7	1	0	0	-17	3PT%	5-17 29.4%	
4 Chas Stinson	07:14	1-1	1-1	1-2	0 0 0	0 1 4	0	1	0	0	1	-6	FT%	17-22 77.3%	
20 Nathan McGill	05:33	0-1	0-0	0-0	0 1 1	0 0 0	0	0	0	0	1	4	Dead Ball Rebounds: 2, 0		
33 Ethan Meuser	08:12	0-1	0-0	2-2	0 0 0	3 2 2	0	0	0	0	0	-7			
15 John O'Reilly III	01:23	0-1	0-1	0-0	0 0 0	0 0 0	0	0	0	0	0	-2			
23 Christopher Matis	01:23	0-0	0-0	0-0	0 0 0	0 0 0	0	0	0	0	0	-2			
30 Hello Sousa Eranzo	01:23	0-0	0-0	0-0	0 0 0	0 0 0	0	0	0	0	0	-1			
34 Noel Marquardt	01:23	0-1	0-0	0-0	1 0 1	2 0 0	0	0	0	0	0	-2			
Team		1 3 4													
<b>Totals</b>		16-45	5-17	17-22	5 19 24	21 20	54	9	24	10	2	8	-31		

Technical Fouls: NONE

UConn - 85		Record: 1-0										Shooting By Period			
NO. Name	Min	FG	3P	FT	Rebounds	Fouls	TP	AS	TO	ST	Blocks	+	1st FG%	2nd FG%	
		M/A	M/A	M/A	OR DR TOT	PF					BS BA	/-	3PT%	FT%	
21 Adama Sanogo	F 19:26	8-11	0-0	3-4	2 4 6	3 3 7	19	1	2	1	1	0	23	3PT%	3-13 23.1%
35 Samson Johnson	F 16:19	2-2	0-0	3-3	2 1 3	4 2 7	7	0	0	0	0	0	18	FT%	7-8 87.5%
2 Tristen Newton	G 21:14	0-5	0-3	9-12	1 5 6	3 6 9	3	2	1	1	1	10	2nd FG%	15-32 46.9%	
4 Nahiem Alleyne	G 30:49	4-11	0-4	0-0	0 0 0	1 1 8	0	2	4	0	0	25	3PT%	2-11 18.2%	
24 Jordan Hawkins	G 08:43	0-4	0-3	0-0	2 1 3	0 1 0	2	1	0	1	0	7	FT%	15-23 65.2%	
11 Alex Karaban	29:35	4-10	2-7	3-4	2 2 4	2 12 13	3	1	1	0	0	16	GMFG%	29-63 46.0%	
5 Hassan Diarra	27:21	5-9	1-3	0-2	1 4 5	2 1 11	7	3	3	0	0	24	3PT%	5-24 20.8%	
3 Joey Calcaterra	21:12	2-4	2-3	1-2	1 2 3	1 2 7	0	2	1	0	0	17	FT%	23-31 74.2%	
32 Donovan Clingan	18:28	4-6	0-0	1-2	3 4 7	3 2 9	9	2	0	4	0	6	Dead Ball Rebounds: 7, 0		
33 Apostolos Roumoglou	01:28	0-0	0-0	2-2	0 1 0	1 1 2	0	0	0	0	0	5			
13 Richie Springs	01:23	0-0	0-0	0-0	0 2 2	0 0 0	0	0	0	0	0	2			
20 Andrew Hurley	01:23	0-1	0-1	0-0	0 0 0	0 0 0	0	0	0	0	0	2			
30 Yarin Hasson	01:23	0-0	0-0	0-0	0 0 0	1 0 0	0	0	0	1	0	1			
40 Andre Johnson Jr.	00:53	0-0	0-0	0-0	0 0 0	0 0 0	0	0	0	0	0	1			
41 Emmett Hendry	00:23	0-0	0-0	0-0	0 0 0	0 0 0	0	0	0	0	0	0			
Team		2 2 4													
<b>Totals</b>		29-63	5-24	22-31	17 27 44	20 21	85	16	15	11	8	2	31		

Technical Fouls: NONE

STNHL		UCONN		Points from		STNHL/UCONN		Period by Period Scoring	
Biggest lead	0 (1 <sup>st</sup> 20:00)	31 (2 <sup>nd</sup> 02:23)	Turnovers	14	20	1st	2nd	TOT	
Best Scoring Run	6 (2 <sup>nd</sup> 14:31)	8 (1 <sup>st</sup> 16:28)	Paint	22	46	STNHL	19	35	54
Lead Changes	0	0	Second Chance	5	19	UCONN	38	47	85
Times Tied	1	1	Fast Breaks	8	27				
Time with Lead	00:00	39:26	Bench	20	42				

## Game #2 - UConn 86, Boston University 57 November 11, 2022 - Gampel Pavilion, Storrs, Conn.



Official Basketball Box Score - Final  
Boston U. at UConn  
11/11/22 Henry A. Gampel Pavilion, Storrs, Conn.  
2022-23 Men's Basketball

Game Time: 6:00 PM  
Game Duration: 2:00  
Attendance: 9,156

Officials: Tony Chazza, Brent Hamilton, Mike Milano

Boston U. - 57		Record: 1-1										Shooting By Period			
NO. Name	Min	FG	3P	FT	Rebounds	Fouls	TP	AS	TO	ST	Blocks	+	1st FG%	2nd FG%	
		M/A	M/A	M/A	OR DR TOT	PF					BS BA	/-	3PT%	FT%	
5 Walter Whyte	F 30:01	6-11	0-3	7-9	1 2 3	1 5 19	1	1	2	0	1	-9	3PT%	0-4 0.0%	
25 Nevin Zink	F 16:54	0-1	0-0	0-0	1 3 4	3 2 0	0	3	0	0	0	-9	FT%	9-12 75%	
35 Fletcher Tynen	F 25:49	3-6	0-0	2-2	0 2 2	3 1 8	1	2	1	0	1	-17	2nd FG%	11-27 40.7%	
0 Ethan Brittan-Watts	G 28:47	2-8	0-3	2-2	0 1 1	1 1 6	2	2	3	0	0	-11	3PT%	2-8 25.0%	
13 Jonas Harper	G 23:33	2-6	0-0	0-0	2 0 2	0 1 4	1	1	0	0	0	-5	FT%	10-12 83.3%	
3 Malcolm Chimezie	16:10	0-4	0-0	1-2	1 4 5	2 1 1	1	1	0	0	0	-13	GMFG%	18-53 34.0%	
22 Anthony Morales	14:40	1-3	0-1	2-3	0 2 2	2 4 4	0	1	0	1	0	-20	3PT%	2-12 16.7%	
24 Miles Brewster	11:13	0-4	0-2	2-2	0 1 1	3 1 2	0	1	1	0	0	-14	FT%	19-24 79.2%	
13 Daman Tate	14:47	4-8	2-2	1-2	0 3 3	1 1 1	0	0	0	0	0	-20	Dead Ball Rebounds: 2, 0		
2 Caelan Jones	06:02	0-1	0-1	0-0	0 1 0	0 0 0	0	0	0	0	0	-7			
41 Otto Lundrum	06:56	0-1	0-0	0-0	1 1 2	4 0 0	0	0	1	0	0	-7			
14 Nic Nobili	02:34	0-0	0-0	0-0	1 1 2	0 0 0	0	0	1	0	0	-5			
30 Ben Roy	02:34	0-0	0-0	2-2	0 0 0	1 1 2	0	0	0	0	0	-5			
Team		1 0 1													
<b>Totals</b>		18-53	2-12	19-24	8 21 29	22 18	57	6	13	8	1	3	-29		

Technical Fouls: Coach 2<sup>nd</sup> 2:09

UConn - 86		Record: 2-0										Shooting By Period			
NO. Name	Min	FG	3P	FT	Rebounds	Fouls	TP	AS	TO	ST	Blocks	+	1st FG%	2nd FG%	
		M/A	M/A	M/A	OR DR TOT	PF					BS BA	/-	3PT%	FT%	
11 Alex Karaban	F 23:50	3-5	1-3	3-5	2 2 4	3 5 10	4	0	1	0	0	17	3PT%	15-29 51.7%	
21 Adama Sanogo	F 27:36	12-15	2-3	1-2	4 11 15	2 3 27	2	3	1	1	0	12	FT%	4-12 33.3%	
2 Tristen Newton	G 31:40	4-10	2-4	1-2	0 6 6	3 1 11	1	4	0	0	0	25	2nd FG%	6-16 61.5%	
4 Nahiem Alleyne	G 31:50	4-9	3-6	0-0	0 0 0	2 2 11	0	1	0	0	0	19	3PT%	6-9 66.7%	
5 Hassan Diarra	G 33:25	1-3	1-2	3-6	0 3 3	2 3 6	6	2	0	0	0	19	FT%	8-12 66.7%	
3 Joey Calcaterra	22:18	1-3	1-3	1-2	0 4 4	1 2 4	1	1	3	2	0	24	GMFG%	31-55 56.4%	
32 Donovan Clingan	11:57	3-5	0-0	4-6	4 2 6	2 4 10	1	1	0	2	0	14	3PT%	10-21 47.6%	
13 Richie Springs	10:25	2-3	0-0	1-3	1 0 1	1 2 2	5	2	0	0	0	11	FT%	14-26 53.8%	
33 Apostolos Roumoglou	02:21	1-2	0-0	0-0	0 1 0	0 0 0	0	0	0	0	0	4	Dead Ball Rebounds: 4, 0		
20 Andrew Hurley	01:38	0-0	0-0	0-0	0 0 0	0 0 0	0	0	0	0	0	0			
30 Yarin Hasson	01:00	0-0	0-0	0-0	0 0 0	1 0 0	0	0	0	0	0	0			
40 Andre Johnson Jr.	01:00	0-0	0-0	0-0	0 0 0	0 0 0	0	0	0	0	0	0			
41 Emmett Hendry	01:00	0-0	0-0	0-0	0 0 0	0 0 0	0	0	0	0	0	0			
Team		0 1 1													
<b>Totals</b>		31-55	10-21	14-26	11 30 41	18 21	86	17	14	4	3	1	29		

Technical Fouls: NONE

BOSTU		UCONN		Points from		BOSTU/UCONN		Period by Period Scoring	
Biggest lead	0 (1 <sup>st</sup> 20:00)	31 (2 <sup>nd</sup> 04:44)	Turnovers	16	18	1st	2nd	TOT	
Best Scoring Run	6 (2 <sup>nd</sup> 15:36)	12 (2 <sup>nd</sup> 9:39)	Paint	24	38	BOSTU	23	34	57
Lead Changes	0	0	Second Chance	6	18	UCONN	40	46	86
Times Tied	0	0	Fast Breaks	10	6				
Time with Lead	00:00	39:26	Bench	20	21				

## Game #3 - UConn 84, Buffalo 64 November 15, 2022 - XL Center, Hartford, Conn.



Official Basketball Box Score - Final  
Buffalo at UConn  
11/15/22 XL Center, Hartford, Conn.  
2022-23 Men's Basketball

Game Time: 7:00 PM  
Game Duration: 2:01  
Attendance: 10,112

Officials: John Gaffney, Eric Brunnoski, Jamie Luckie

Buffalo - 64		Record: 1-2										Shooting By Period	
NO. Name	Min	FG	3P	FT</									



# 2022-23 UCONN GAME-BY-GAME BOX SCORES

## Game #5 - UConn 95, Delaware State 60 November 20, 2022 - XL Center, Hartford, Conn.



Official Basketball Box Score - Final  
Delaware St. at UConn  
11/20/22 XL Center, Hartford, Conn.  
2022-23 Men's Basketball

Game Time: 5:00 PM  
Game Duration: 2:03  
Attendance: 9,442

Officials: Phil DiCiccio, Matt Potter, J.D. Rals

Delaware St. - 60

NO. Name	Min	FG			3P			FT			Rebounds		Fouls		TP	AS	TO	ST	Blocks			+/-	
		M	A	%	M	A	%	M	A	%	OR	DR	OR	DR					BS	BA	BB		
4 Kyle Johnson	36:44	5-13	0-0	5-8	2	7	9	1	4	15	0	1	1	0	2	-30							
24 Raymond Somerville	C 18:04	2-3	0-0	1-1	1	1	2	5	2	5	0	5	0	1	0	-18							
3 Martez Robinson	G 27:00	1-6	0-0	3-4	0	1	1	3	5	1	4	2	0	0	0	-27							
5 Justin Murtz	G 36:43	6-13	2-6	7-8	1	1	2	1	6	21	2	1	0	0	1	-27							
15 Aaron Lemon-Warren	G 26:29	3-5	0-1	0-0	1	3	4	1	1	6	1	0	1	0	1	-27							
10 Ronald Lucas	20:33	0-1	0-0	0-2	0	3	3	4	1	0	0	3	0	0	0	-22							
25 O'Koye Parker	16:03	1-7	0-2	1-2	1	1	2	2	3	3	2	1	0	1	0	-17							
2 Corey Perkins	14:17	2-4	0-0	1-1	0	1	1	2	1	5	1	2	0	0	0	-5							
22 Cory Barnes	05:16	0-0	0-0	0-0	0	1	1	2	0	0	0	0	0	0	0	-4							
13 Ricky Deadwyler III	00:54	0-0	0-0	0-0	0	0	0	0	0	0	0	0	0	0	0	-2							
<b>Team</b>					1	2				0													
<b>Totals</b>		20-52	2-9	18-26	7	20	27	19	20	60	5	18	6	1	6	-35							

Technical Fouls: NONE

UConn - 95

NO. Name	Min	FG			3P			FT			Rebounds		Fouls		TP	AS	TO	ST	Blocks			+/-	
		M	A	%	M	A	%	M	A	%	OR	DR	OR	DR					BS	BA	BB		
11 Alex Karaban	F 22:15	3-5	1-2	3-3	0	1	1	2	10	2	1	0	0	0	16								
21 Adama Sanogo	F 23:01	10-13	1-1	5-6	2	6	8	4	26	0	0	2	1	0	0	26							
2 Tristen Newton	G 19:21	2-4	2-4	0-1	1	1	2	0	3	6	1	2	1	0	0	17							
4 Nahiem Alleyne	G 28:35	3-5	1-2	2-2	1	1	2	3	1	9	4	0	0	0	0	33							
24 Jordan Hawkins	G 27:55	4-13	3-10	0-0	0	9	9	1	12	11	3	1	0	2	1	31							
44 Andre Jackson Jr.	12:49	1-2	1-2	0-0	0	1	1	5	0	3	4	2	1	0	0	9							
3 Joey Calcaterra	20:03	4-6	3-5	0-0	1	4	5	1	11	11	6	3	1	0	0	22							
5 Hassan Diarra	21:29	1-2	0-1	1-2	0	1	1	0	1	3	5	3	2	0	0	27							
32 Donovan Clingan	16:05	7-9	0-0	2-5	2	3	5	1	6	16	0	0	2	3	0	11							
13 Richie Springs	02:21	0-0	0-0	0-0	0	0	0	0	0	0	0	0	0	0	0	-3							
33 Apostolos Roumoglou	02:16	0-0	0-0	0-0	0	0	0	0	0	0	0	0	0	0	0	-4							
20 Andrew Hurley	01:12	0-1	0-0	0-0	0	0	0	0	0	0	0	0	0	0	0	-4							
30 Yarin Hasson	00:54	0-1	0-0	0-0	0	0	0	0	0	0	0	0	0	0	0	-2							
40 Andre Johnson Jr.	00:54	0-0	0-0	0-0	0	0	0	0	0	0	0	0	0	0	0	-2							
41 Emmett Hendry	00:54	0-0	0-0	0-0	0	0	0	0	0	0	0	0	0	0	0	-2							
<b>Team</b>					3	2	5			0		1											
<b>Totals</b>		35-61	12-28	13-19	10	29	39	21	19	95	25	13	9	6	1	35							

Technical Fouls: Coach 2<sup>nd</sup> 3:04

Biggest lead	DELST	UCONN	Points from Turnovers	DELST	UCONN	Period by Period Scoring		
						1st	2nd	TOT
0 (1 <sup>st</sup> 20:00)	43 (2 <sup>nd</sup> 4:37)		16	24				
Best Scoring Run	7 (2 <sup>nd</sup> 0:30)	13 (1 <sup>st</sup> 15:10)	30	44				
Lead Changes	0	0	6	14				
Times Tied	2		6	18				
Time with Lead	00:00	38:55	8	33				

## Game #6 - UConn 83, Oregon 59 November 24, 2022 - Moda Center, Portland, Ore.



Official Basketball Box Score - Final  
UConn at Oregon  
11/24/22 Moda Center, Portland  
2022-23 Men's Basketball

Game Time: 5:00 PM  
Game Duration: 1:57

Officials: Paul Szec, D.G. Nelson, Steven Anderson

UConn - 83

NO. Name	Min	FG			3P			FT			Rebounds		Fouls		TP	AS	TO	ST	Blocks			+/-	
		M	A	%	M	A	%	M	A	%	OR	DR	OR	DR					BS	BA	BB		
11 Alex Karaban	F 24:56	2-5	2-4	0-0	0	3	3	3	1	6	0	2	0	1	1	3							
21 Adama Sanogo	F 23:01	5-7	2-2	0-0	2	4	6	4	2	12	1	2	1	1	0	9							
2 Tristen Newton	G 28:56	7-10	5-6	4-5	0	4	4	1	6	23	6	0	2	0	0	1	21						
4 Nahiem Alleyne	G 13:43	2-5	0-2	0-0	2	0	2	4	0	4	2	0	0	0	0	0	0						
24 Jordan Hawkins	G 27:19	6-16	5-14	1-1	1	1	2	2	2	18	1	1	1	1	0	23							
44 Andre Jackson Jr.	23:33	0-3	0-2	0-2	0	4	4	4	1	0	5	2	0	0	0	11							
3 Joey Calcaterra	20:29	4-5	3-4	0-0	0	1	1	1	1	11	4	0	1	0	0	23							
5 Hassan Diarra	10:44	0-2	0-2	0-0	2	2	4	2	0	0	1	0	0	0	0	0	0						
32 Donovan Clingan	19:09	4-10	0-1	1-3	4	4	8	3	3	9	2	2	4	2	0	21							
13 Richie Springs	02:44	0-0	0-0	0-0	0	0	0	0	0	0	0	0	0	0	0	0	0						
33 Apostolos Roumoglou	01:56	0-0	0-0	0-0	0	1	1	0	0	0	0	0	0	0	0	-1							
20 Andrew Hurley	00:52	0-0	0-0	0-0	0	0	0	0	0	0	0	0	0	0	0	0	0						
30 Yarin Hasson	00:52	0-0	0-0	0-0	0	0	0	0	0	0	0	0	0	0	0	0	0						
40 Andre Johnson Jr.	00:52	0-0	0-0	0-0	0	0	0	0	0	0	0	0	0	0	0	0	0						
41 Emmett Hendry	00:52	0-0	0-0	0-0	0	0	0	0	0	0	0	0	0	0	0	0	0						
<b>Team</b>					1	0	1			0		1											
<b>Totals</b>		30-63	17-37	5-11	12	24	36	25	16	83	22	12	9	7	4	24							

Technical Fouls: NONE

Oregon - 59

NO. Name	Min	FG			3P			FT			Rebounds		Fouls		TP	AS	TO	ST	Blocks			+/-	
		M	A	%	M	A	%	M	A	%	OR	DR	OR	DR					BS	BA	BB		
13 Quincy Guerrier	F 15:22	1-2	0-1	3-6	0	2	2	5	5	0	1	1	0	0	0	-5							
1 NFaly Dante	C 29:52	6-10	0-0	3-5	0	1	1	2	5	15	3	4	0	0	0	26							
32 Nate Bittle	C 23:14	0-4	0-3	0-0	0	6	6	1	2	0	1	2	1	1	1	-19							
0 Will Richardson	G 30:11	3-9	1-3	2-4	1	2	3	1	2	9	2	2	0	1	1	-27							
11 Rivaldo Soares	G 33:57	2-10	2-5	2-2	0	0	3	1	6	11	2	1	1	3	-22								
2 Tyrone Williams	12:29	1-3	0-0	0-0	2	2	2	2	1	0	0	0	0	0	-11								
10 Kefau Ware	25:50	6-8	2-3	4-6	2	7	9	2	7	18	2	2	0	1	0	-7							
23 Gabe Reichle	14:25	0-0	0-0	0-0	0	0	0	0	0	0	0	0	0	0	0	-8							
24 Brady Paris	09:49	1-1	0-0	0-0	0	1	1	0	0	2													

# 2022-23 UCONN GAME-BY-GAME BOX SCORES

## Game #9 - UConn 74, Oklahoma State 64 December 1, 2022 - Gampel Pavilion, Storrs, Conn.



Official Basketball Box Score - Final  
Oklahoma St. at UConn  
12/01/22 Henry A. Gampel Pavilion, Storrs, Conn.  
2022-23 Men's Basketball

Game Time: 6:30 PM  
Game Duration: 2:15  
Attendance: 10,167

Officials: Ray Nail, Ron Groover, Bart Smith

Oklahoma St. - 64		Record: 5-3														
NO. Name	Min	FG	3P	FT	Rebounds	Fouls	TP	AS	TO	ST	Blocks	+	-	Shooting By Period		
		M/A	M/A	M/A	OR DR TOT	FF	FD				BS	BA	+	-	1st FG%	2nd FG%
22 Kalo Boone	F 34:18	5-12	0-0	0-0	5 3 8	2 4	15	0	2	1	1	0	7		3PT% 35	60.0%
33 Moussa Cisse	C 15:50	0-2	0-0	0-0	2 8 10	5 0	0	0	2	0	1	0	2		FT% 44	100%
0 Avery Anderson, III	G 31:05	5-13	0-1	4-4	2 3 5	4 4	14	0	3	2	0	0	-11		2nd FG% 10-28	35.7%
1 Bryce Thompson	G 21:42	3-10	0-2	2-2	1 0 1	4 1	8	0	2	0	0	0	-13		3PT% 1-6	16.7%
51 John-Michael Wright	G 29:27	2-6	1-3	2-2	0 3 3	1 3	7	0	3	1	0	0	-9		GMFG% 22-56	39.3%
23 Tyearek Smith	F 18:12	3-4	0-0	1-2	1 2 3	2 2	7	0	1	0	1	0	-24		3PT% 4-11	36.4%
5 Caleb Asberry	26:58	3-4	3-4	2-2	0 2 2	3 1	11	3	3	0	0	0	-4		FT% 16-19	84.2%
13 Quion Williams	08:11	0-2	0-1	0-0	0 2 2	3 0	0	0	0	0	0	0	-1		Dead Ball Rebounds: 2, 0	
2 Chris Harris Jr.	13:17	1-3	0-0	0-0	0 0 0	1 1	2	0	0	0	0	0	1			
<b>Totals</b>		22-56	4-11	16-19	13 26 39	25 16	64	5	17	4	3	3	-10			

Technical Fouls: NONE

UConn - 74		Record: 9-0														
NO. Name	Min	FG	3P	FT	Rebounds	Fouls	TP	AS	TO	ST	Blocks	+	-	Shooting By Period		
		M/A	M/A	M/A	OR DR TOT	FF	FD				BS	BA	+	-	1st FG%	2nd FG%
11 Alex Karaban	F 36:49	1-4	0-3	2-2	0 6 6	4 1	4	1	1	1	1	0	18		3PT% 5-12	41.7%
21 Adama Sanogo	F 32:31	7-14	0-2	6-8	3 3 6	1 8	20	0	2	2	1	0	14		FT% 15-19	78.9%
2 Tristan Newton	G 28:21	1-5	0-2	0-0	1 1 2	2 2	2	1	2	2	0	0	-7		2nd FG% 7-26	26.9%
24 Jordan Hawkins	G 35:36	6-13	5-9	9-12	1 1 2	2 6	26	1	0	0	1	1	-2		3PT% 3-11	27.3%
44 Andre Jackson Jr.	G 30:32	4-7	1-3	2-2	2 5 7	3 2	11	6	0	3	0	0	11		FT% 9-14	64.3%
4 Nahiem Alleyne	09:53	0-2	0-1	0-0	1 1 2	1 0	1	0	0	0	0	0	0		GMFG% 21-56	37.5%
3 Joey Calcaterra	10:40	2-6	2-2	3-4	0 0 0	1 2	9	1	0	0	0	0	1		3PT% 8-23	34.8%
32 Donovan Clingan	07:13	0-2	0-0	2-4	0 2 2	3 2	0	0	0	0	0	0	-1		FT% 24-33	72.7%
5 Hassan Diarra	08:25	0-3	0-1	0-1	0 1 1	0 1	0	0	1	0	0	0	5		Dead Ball Rebounds: 5, 0	
<b>Totals</b>		21-56	8-23	24-33	13 22 35	16 25	74	11	7	8	3	3	10			

Technical Fouls: NONE

	OSU	UConn
Biggest lead	3 (1st 9:17)	20 (2nd 19:06)
Best Scoring Run	9 (2nd 12:59)	15 (1st 3:24)
Lead Changes	5	
Times Tied	6	
Time with Lead	04:27	32:34

Points from	OSU	UConn
Turnovers	8	27
Paint	32	26
Second Chance	17	17
Fast Breaks	2	9
Bench	20	11

Period by Period Scoring	1st	2nd	TOT
OSU	31	33	64
UConn	48	26	74

## Game #10 - UConn 75, Florida 54 December 7, 2022 - Exactech Arena, Gainesville, Fla.



Official Basketball Box Score - Final  
UConn at Florida  
12/07/22 Exactech Arena at Stephen C. O'Connell Center, Gainesville  
2022-23 Men's Basketball

Game Time: 9:00 PM  
Game Duration: 1:59  
Attendance: 8,046

Officials: Joe Lindsay, Doug Shows, Michael Roberts

UConn - 75		Record: 10-0														
NO. Name	Min	FG	3P	FT	Rebounds	Fouls	TP	AS	TO	ST	Blocks	+	-	Shooting By Period		
		M/A	M/A	M/A	OR DR TOT	FF	FD				BS	BA	+	-	1st FG%	2nd FG%
11 Alex Karaban	F 11:46	1-3	1-2	0-0	0 1 1	4 0	3	1	1	0	0	1	2		3PT% 3-10	30.0%
21 Adama Sanogo	F 19:30	8-13	0-1	1-2	3 4 7	4 2	17	1	3	1	1	1	9		FT% 5-5	100%
2 Tristan Newton	G 31:12	2-6	1-2	0-0	1 4 5	1 4	5	3	5	0	0	0	17		2nd FG% 16-25	64.0%
24 Jordan Hawkins	G 34:05	5-12	2-6	3-3	0 4 4	2 2	15	3	2	2	0	2	23		3PT% 4-9	44.4%
44 Andre Jackson Jr.	G 34:47	2-5	2-5	2-2	0 8 8	2 2	8	4	0	2	2	0	25		FT% 3-4	75%
4 Nahiem Alleyne	15:27	0-2	0-0	0-0	0 1 1	0 0	0	0	0	0	2	0	1		GM FG% 39-58	51.7%
32 Donovan Clingan	19:26	8-9	0-0	0-0	3 5 8	3 1	16	0	1	1	3	0	14		3PT% 7-19	36.8%
3 Joey Calcaterra	17:56	4-7	1-2	2-2	1 2 3	1 2	11	2	0	1	0	1	4		FT% 8-9	88.9%
5 Hassan Diarra	13:17	0-1	0-1	0-0	0 2 2	1 1	1	0	2	3	0	1	0		Dead Ball Rebounds: 0, 0	
13 Richie Springs	01:04	0-0	0-0	0-0	0 0 0	0 0	0	0	0	0	0	0	-2			
20 Andrew Hurley	00:45	0-0	0-0	0-0	0 0 0	0 0	0	0	0	0	0	0	0			
33 Apostolos Roumoglou	00:45	0-0	0-0	0-0	0 0 0	0 1	0	0	0	0	0	0	0			
<b>Totals</b>		30-58	7-19	8-9	8 34 42	19 14	75	16	15	9	7	6	21			

Technical Fouls: NONE

Florida - 54		Record: 6-4														
NO. Name	Min	FG	3P	FT	Rebounds	Fouls	TP	AS	TO	ST	Blocks	+	-	Shooting By Period		
		M/A	M/A	M/A	OR DR TOT	FF	FD				BS	BA	+	-	1st FG%	2nd FG%
3 Alex Fudge	F 29:49	5-8	1-1	2-2	1 4 5	3 3	13	0	0	0	1	1	20		3PT% 2-4	50.0%
12 Colin Castleton	F 31:45	4-14	0-1	4-6	1 7 8	9 4	42	2	2	2	2	2	20		FT% 5-11	45.5%
2 Trey Borham	G 21:32	0-7	0-3	4-4	1 1 2	2 2	1	4	1	0	2	0	15		2nd FG% 8-25	32.0%
14 Kwacole Reeves	G 26:38	2-5	1-3	2-4	0 0 0	0 2	7	0	3	2	1	0	12		3PT% 2-11	18.2%
24 Riley Kugel	G 20:32	3-7	2-2	5-9	1 1 2	2 6	13	0	3	1	1	1	-2		FT% 13-17	76.5%
5 Will Richard	25:19	0-2	0-1	0-0	0 2 2	2 0	0	1	1	1	1	1	-18		GM FG% 16-33	30.2%
0 Myron Jones	07:32	0-3	0-2	0-0	0 1 1	0 0	1	0	0	0	0	0	-11		3PT% 4-15	26.7%
11 Kyle Lofton	20:59	0-5	0-2	0-0	0 1 1	1 0	0	0	1	1	0	0	-7		FT% 18-23	64.3%
1 CJ Felder	06:35	0-0	0-0	0-0	0 1 1	1 0	0	0	0	0	0	0	-1		Dead Ball Rebounds: 5, 1	
33 Jason Jiloboh	08:15	1-1	0-0	1-2	2 1 3	1 1	3	1	1	1	0	0	0			
10 Denzel Aberdeen	01:04	1-1	0-0	0-1	0 0 0	0 1	2	0	0	0	0	0	2			
<b>Totals</b>		16-53	4-15	18-28	8 20 28	14 19	54	6	12	8	6	7	21			

Technical Fouls: NONE

	CON	UF
Biggest lead	23 (2nd 2:07)	2 (1st 18:38)
Best Scoring Run	9 (1st 11:54)	4 (1st 7:35)
Lead Changes	3	
Times Tied	1	
Time with Lead	37:21	00:46

Points from	CON	UF
Turnovers	9	17
Paint	40	22
Second Chance	7	10
Fast Breaks	10	8
Bench	27	5

Period by Period Scoring	1st	2nd	TOT
CON	36	39	75
UF	23	31	54

## Game #11 - UConn 114, LIU 61 December 10, 2022 - Gampel Pavilion, Storrs, Conn.



Official Basketball Box Score - Final  
LIU at UConn  
12/10/22 Henry A. Gampel Pavilion, Storrs, Conn.  
2022-23 Men's Basketball

Game Time: 12:30 PM  
Game Duration: 1:53  
Attendance: 10,167

Officials: James Breeding, Garance Armstrong, Wally Rusicki

LIU - 61		Record: 1-8														
NO. Name	Min	FG	3P	FT	Rebounds	Fouls	TP	AS	TO	ST	Blocks	+	-	Shooting By Period		
		M/A	M/A	M/A	OR DR TOT	FF	FD				BS	BA	+	-	1st FG%	2nd FG%
21 Cheikh Ndiaye	F 25:44	1-3	0-0	1-2	0 2 2	2 1	3	0	1	0	0	2	-38		3PT% 0-2	0.0%
1 Tre Booker	G 39:04	3-8	0-4	0-0	1 2 3	1 0	6	0	1	0	0	0	-54		FT% 7-13	53.8%
4 Jacob Johnson	G 40:03	6-12	0-1	7-10	0 4 4	2 6	19	2	5	1	0	0	-53		2nd FG% 12-25	48.0%
10 RJ Greene	G 40:00	6-16	0-1	5-8	1 0 1	2 7	17	3	8	1	0	1	-53		3PT% 2-7	28.6%
44 Quion Williams	G 29:34	4-9	1-1	2-4	1 6 7	2 3 11	2	1	2	1	2	1	-17		FT% 8-11	72.7%
15 CJ Delancy	11:24	1-2	0-0	0-0	1 0 1	3 0	2	0	2	0	1	1	-17		GMFG% 22-52	42.3%
22 Eli Bailey	11:22	1-3	1-2	0-0	0 0 0	0 3	0	1	1	0	0	0	-11		3PT% 2-9	22.2%
13 James Kamich	02:52	0-0	0-0	0-0	0 0 0	0 0	0	0	1	0	0	0	2		FT% 15-24	62.5%
<b>Totals</b>		22-52	2-9	15-24	6 18 24	12 17	61	5	21	4	2	6	-53		Dead Ball Rebounds: 3, 0	

# 2022-23 UCONN GAME-BY-GAME BOX SCORES

## Game #13 - UConn 84, Georgetown 73 December 20, 2022 - Gampel Pavilion, Storrs, Conn.



Official Basketball Box Score - Final  
**Georgetown at UConn**  
12/20/22 Harry A. Gampel Pavilion, Storrs, Conn.  
2022-23 Men's Basketball

Game Time: 8:30 PM  
Game Duration: 2:07  
Attendance: 10,167

Officials: Mike Roberts, Brian O'Connell, Nathan Farnell

Georgetown - 73

Record: 5-8 (0-2)

NO.	Name	Min	FG	3P	FT	Rebounds	Fouls	TP	AS	TO	ST	Blocks	BS	BA	+	-	
11	Akok Akok	F 34:39	4-7	1-3	1-2	0 5 5	3 2 10	0 1 0	2 0 0	0 0 0	0 0 0	0 0 0	0 0 0	0 0 0	0 0 0	0 0 0	
34	Qudus Wahab	C 29:55	4-10	0-0	8-11	4 5 9	2 8 16	0 0 0	0 0 0	0 0 0	0 0 0	0 0 0	0 0 0	0 0 0	0 0 0	0 0 0	
0	Brandon Murray	G 32:21	5-12	0-2	0-1	3 1 4	4 1 10	3 8 1	0 1 0	1 1 1	0 0 0	0 0 0	0 0 0	0 0 0	0 0 0	0 0 0	
1	Primo Spears	G 37:56	8-17	0-2	0-4	1 4 5	2 1 19	3 4 0	0 0 0	0 0 0	0 0 0	0 0 0	0 0 0	0 0 0	0 0 0	0 0 0	
5	Jay Heath	G 38:38	4-9	2-4	0-0	0 6 6	1 0 10	0 0 0	0 0 0	0 0 0	0 0 0	0 0 0	0 0 0	0 0 0	0 0 0	0 0 0	
15	Bryson Mozzone	11:17	1-2	0-0	2-3	1 2 3	1 2 4	0 0 0	0 0 0	0 0 0	0 0 0	0 0 0	0 0 0	0 0 0	0 0 0	0 0 0	
22	Bradley Ezzevivo	07:53	1-2	0-0	2-2	0 2 2	1 1 4	0 0 0	0 0 0	0 0 0	0 0 0	0 0 0	0 0 0	0 0 0	0 0 0	0 0 0	
31	Wayne Bristol, Jr.	04:20	0-0	0-0	0-0	0 1 1	0 0 0	0 0 0	0 0 0	0 0 0	0 0 0	0 0 0	0 0 0	0 0 0	0 0 0	0 0 0	
12	Jordan Riley	01:38	0-0	0-0	0-0	0 0 0	1 0 0	0 0 0	0 0 0	0 0 0	0 0 0	0 0 0	0 0 0	0 0 0	0 0 0	0 0 0	
32	Melcolm Wilson	01:25	0-0	0-0	0-0	0 0 0	1 0 0	0 0 0	0 0 0	0 0 0	0 0 0	0 0 0	0 0 0	0 0 0	0 0 0	0 0 0	
Team						3 2 5			0 0 0								
Totals			27-59 3-11 16-23			12 28 40			16 15 73			6 14 2			2 3 -11		

Technical Fouls: NONE

UConn - 84

Record: 13-0 (2-0)

NO.	Name	Min	FG	3P	FT	Rebounds	Fouls	TP	AS	TO	ST	Blocks	BS	BA	+	-	
11	Alex Karaban	F 22:14	3-6	2-5	0-0	0 0 0	2 1 8	1 0 1	0 0 0	0 0 0	0 0 0	0 0 0	0 0 0	0 0 0	0 0 0	0 0 0	
21	Adama Sanogo	F 30:30	6-10	1-1	1-2	3 4 7	3 2 14	1 2 2	2 0 0	0 0 0	0 0 0	0 0 0	0 0 0	0 0 0	0 0 0	0 0 0	
2	Tristen Newton	G 27:24	4-6	2-4	7-8	0 2 2	1 7 17	7 2 1	0 0 0	0 0 0	0 0 0	0 0 0	0 0 0	0 0 0	0 0 0	0 0 0	
24	Jordan Hawkins	G 32:38	5-5	3-9	2-2	2 2 3	2 2 15	3 0 1	0 0 0	0 0 0	0 0 0	0 0 0	0 0 0	0 0 0	0 0 0	0 0 0	
44	Andre Jackson Jr.	G 33:05	3-5	1-2	0-0	1 7 8	3 1 7	8 2 2	0 0 0	0 0 0	0 0 0	0 0 0	0 0 0	0 0 0	0 0 0	0 0 0	
4	Nahiem Alleyne	14:46	0-2	0-2	2-2	0 1 1	1 1 2	0 0 0	0 0 0	0 0 0	0 0 0	0 0 0	0 0 0	0 0 0	0 0 0	0 0 0	
32	Donovan Clingan	09:27	1-2	0-0	0-0	4 4 2	0 2 1	1 0 0	0 0 0	0 0 0	0 0 0	0 0 0	0 0 0	0 0 0	0 0 0	0 0 0	
3	Joy Calcaterra	17:44	6-11	1-4	1-1	0 1 1	1 1 14	1 0 0	0 0 0	0 0 0	0 0 0	0 0 0	0 0 0	0 0 0	0 0 0	0 0 0	
5	Hassan Diarra	12:14	2-4	1-3	0-0	0 0 0	1 1 5	2 0 0	0 0 0	0 0 0	0 0 0	0 0 0	0 0 0	0 0 0	0 0 0	0 0 0	
Team			30-61 11-30 13-15			5 23 28			17 16 84			24 7 9			3 2 11		
Totals			30-61 11-30 13-15			5 23 28			17 16 84			24 7 9			3 2 11		

Technical Fouls: Jackson Jr. 1<sup>st</sup> 5:12 Coach 2<sup>nd</sup> 16:02

Biggest lead	UConn	Points from	UConn/UConn	Turnovers	5 16	Period by Period Scoring
Best Scoring Run	12 (2 <sup>nd</sup> 15:35)	12 (2 <sup>nd</sup> 8:16)	Paint	32	34	1st 2nd TOT
Lead Changes	9	4	Second Chance	8	4	UConn 40 33 73
Times Tied	8	21	Fast Breaks	15	21	UConn 47 37 84
Time with Lead	10:31	24:49	Bench	8	23	

## Game #14 - UConn 74, Villanova 66 December 28, 2022 - XL Center, Hartford, Conn.



Official Basketball Box Score - Final  
**Villanova at UConn**  
12/28/22 XL Center, Hartford, Conn.  
2022-23 Men's Basketball

Game Time: 6:30 PM  
Game Duration: 2:11  
Attendance: 15,554

Officials: Jeff Anderson, Pat Driscoll, Matt Rober

Villanova - 66

Record: 7-6 (1-1)

NO.	Name	Min	FG	3P	FT	Rebounds	Fouls	TP	AS	TO	ST	Blocks	BS	BA	+	-	
34	Brandon Slater	F 35:10	3-10	1-7	3-3	1 3 4	3 4 10	3 2 0	0 0 0	2 0 0	0 0 0	0 0 0	0 0 0	0 0 0	0 0 0	0 0 0	
43	Eric Dixon	F 35:26	6-14	1-5	5-6	2 6 8	0 4 18	1 4 0	0 0 0	0 0 0	0 0 0	0 0 0	0 0 0	0 0 0	0 0 0	0 0 0	
2	Mark Armstrong	G 09:51	0-2	0-1	0-0	0 0 0	3 1 0	0 0 0	0 0 0	0 0 0	0 0 0	0 0 0	0 0 0	0 0 0	0 0 0	0 0 0	
4	Chris Arcidiacono	G 33:18	0-1	0-0	2-2	0 4 4	4 2 2	0 0 0	0 0 0	0 0 0	0 0 0	0 0 0	0 0 0	0 0 0	0 0 0	0 0 0	
14	Caleb Daniels	G 34:04	9-15	2-6	3-3	0 2 2	4 3 23	2 3 1	0 0 0	0 0 0	0 0 0	0 0 0	0 0 0	0 0 0	0 0 0	0 0 0	
15	Jordan Longino	27:34	1-2	1-2	4-4	1 3 4	5 3 7	1 4 0	0 0 0	0 0 0	0 0 0	0 0 0	0 0 0	0 0 0	0 0 0	0 0 0	
22	Cam Whitmore	22:49	3-7	0-1	0-0	1 2 3	3 0 6	0 0 0	0 0 0	0 0 0	0 0 0	0 0 0	0 0 0	0 0 0	0 0 0	0 0 0	
1	Brendan Hausen	01:26	0-0	0-0	0-0	0 0 0	1 0 0	0 0 0	0 0 0	0 0 0	0 0 0	0 0 0	0 0 0	0 0 0	0 0 0	0 0 0	
3	Trey Patterson	00:12	0-0	0-0	0-0	0 1 1	0 0 0	0 0 0	0 0 0	0 0 0	0 0 0	0 0 0	0 0 0	0 0 0	0 0 0	0 0 0	
10	Angelo Brizzi	00:11	0-0	0-0	0-0	0 0 0	0 0 0	0 0 0	0 0 0	0 0 0	0 0 0	0 0 0	0 0 0	0 0 0	0 0 0	0 0 0	
Team						2 4 6			0 0 0								
Totals			22-51 5-22 17-18			7 25 32			23 17 66			7 18 3			0 4 -8		

Technical Fouls: NONE

UConn - 74

Record: 14-0 (3-0)

NO.	Name	Min	FG	3P	FT	Rebounds	Fouls	TP	AS	TO	ST	Blocks	BS	BA	+	-	
11	Alex Karaban	F 33:09	5-9	3-7	2-2	2 4 6	3 1 15	1 1 2	1 0 0	1 0 0	0 0 0	0 0 0	0 0 0	0 0 0	0 0 0	0 0 0	
21	Adama Sanogo	F 24:50	3-6	0-1	1-2	0 1 1	4 2 7	1 1 1	0 0 0	0 0 0	0 0 0	0 0 0	0 0 0	0 0 0	0 0 0	0 0 0	
2	Tristen Newton	G 20:47	0-2	0-1	6-6	0 1 1	3 4 6	4 1 0	0 0 0	0 0 0	0 0 0	0 0 0	0 0 0	0 0 0	0 0 0	0 0 0	
24	Jordan Hawkins	G 33:26	6-14	4-11	6-7	1 6 7	4 6 22	0 2 2	0 0 0	0 0 0	0 0 0	0 0 0	0 0 0	0 0 0	0 0 0	0 0 0	
44	Andre Jackson Jr.	G 30:06	3-11	2-6	2-2	2 4 6	3 2 10	2 3 3	1 0 0	0 0 0	0 0 0	0 0 0	0 0 0	0 0 0	0 0 0	0 0 0	
3	Joy Calcaterra	07:03	0-2	0-1	0-0	0 2 0	0 0 0	0 0 0	0 0 0	0 0 0	0 0 0	0 0 0	0 0 0	0 0 0	0 0 0	0 0 0	
4	Nahiem Alleyne	16:16	1-2	0-1	0-0	0 0 0	1 1 2	1 0 0	0 0 0	0 0 0	0 0 0	0 0 0	0 0 0	0 0 0	0 0 0	0 0 0	
5	Hassan Diarra	20:25	1-3	0-2	4-6	0 2 2	0 5 6	3 0 4	0 0 0	0 0 0	0 0 0	0 0 0	0 0 0	0 0 0	0 0 0	0 0 0	
32	Donovan Clingan	13:59	2-4	0-0	2-2	0 1 1	0 2 6	0 0 0	0 0 0	0 0 0	0 0 0	0 0 0	0 0 0	0 0 0	0 0 0	0 0 0	
Team						3 0 3			0 0 0								
Totals			21-53 9-30 23-27			8 21 29			18 23 74			12 11 12			4 0 8		

Technical Fouls: Jackson Jr. 1<sup>st</sup> 3:01

Biggest lead	UConn	Points from	UConn/UConn	Turnovers	9 21 <th>Period by Period Scoring</th>	Period by Period Scoring
Best Scoring Run	9 (2 <sup>nd</sup> 18:20)	8 (1 <sup>st</sup> 5:11)	Paint	22	20	1st 2nd TOT
Lead Changes	7	8	Second Chance	10	8	UConn 33 41 74
Times Tied	4	8	Fast Breaks	13	14	
Time with Lead	05:11	30:27	Bench	13	14	

## Game #15 - Xavier 83, UConn 73 December 31, 2022 - Cintas Center, Cincinnati, Ohio



Official Basketball Box Score - Final  
**UConn at Xavier**  
12/31/22 Cintas Center, Cincinnati  
2022-23 Men's Basketball

Game Time: 12:00 PM  
Game Duration: 1:58  
Attendance: 10,565

Officials: Brian O'Connell, Mike Roberts, Tom Clougherty

UConn - 73

Record: 14-1 (3-1)

NO.	Name	Min	FG	3P	FT	Rebounds	Fouls	TP	AS	TO	ST	Blocks	BS	BA	+	-
11	Alex Karaban	F 20:18	2-9	2-8	0-0	3 2 5	5 1 6	1 0 0	0 0 0	1 0 0	0 0 0	0 0 0	0 0 0	0 0 0	0 0 0	0 0 0
21	Adama Sanogo	F 32:55	9-17	0-1	0-0	2 4 6	2 1 18	1 2 0	0 0 0	1 0 0	0 0 0	0 0 0	0 0 0	0 0 0	0 0 0	0 0 0
2	Tristen Newton	G 32:51	2-5	2-3	0-0	2 5 7	4 1 6	7 4 1	0 0 0	0 0 0	0 0 0	0 0 0	0 0 0	0 0 0	0 0 0	0 0 0
24	Jordan Hawkins	G 32:34	3-9	1-3	4-7	0 5 5	4 2 11	2 3 2	0 0 0	0 0 0	0 0 0	0 0 0	0 0 0	0 0 0	0 0 0	0 0 0
44	Andre Jackson Jr.	G 37:00	5-14	4-12	0-2	4 6 10	1 2 14	8 1 2	0 0 0	0 0 0	0 0 0	0 0 0	0 0 0	0 0 0	0 0 0	0 0 0
3	Joy Calcaterra	11:03	1-2	1-2	0-0	0 0 0	0 3 0	3 1 1	0 0 0	0 0 0	0 0 0	0 0 0	0 0 0	0 0 0	0 0 0	0 0 0
4	Nahiem Alleyne	14:09	2-5	2-4	0-0</											



# 2022-23 UCONN GAME-BY-GAME BOX SCORES

## Game #17 - UConn 69, Creighton 60 January 7, 2023 - Gampel Pavilion, Storrs, Conn.



Official Basketball Box Score - Final  
**Creighton at UConn**  
01/07/23 Hery A. Gampel Pavilion, Storrs, Conn.  
2022-23 Men's Basketball

Game Time: 12:00 PM  
Game Duration: 2:09  
Attendance: 10,167

Officials: John Gaffney, James Breeding, Nathan Farrell

NO. Name	Min	FG		3P		FT		Rebounds		Fouls		TP	AS	TO	ST	Blocks		+/-
		M-A	M-A	M-A	M-A	OR	DR	OR	DR	FF	PF					BS	BA	
24 Arthur Kaluma	5:16	0-3	4-7	0-0	0-0	2	2	6	10	2	14	0	2	1	2	3	-9	
11 Ryan Kalkbrenner	32:34	3-6	0-0	3-3	1	3	4	4	4	9	0	2	0	2	0	4	0	-3
2 Ryan Nembhard	31:34	4-12	0-3	4-5	1	2	3	4	3	12	0	3	0	0	1	0	1	-8
23 Trey Alexander	38:06	3-14	0-2	5-6	2	4	6	1	5	11	2	1	0	0	3	-4		
55 Baylor Scheierman	36:18	4-10	1-7	2-2	1	8	9	2	1	11	3	1	0	0	0	0	-4	
5 Francisco Farabello	08:44	0-0	0-0	0-0	1	1	0	0	0	0	2	0	0	0	0	0	-7	
33 Fredrick King	07:10	0-2	0-0	0-0	1	0	1	2	0	0	0	0	0	0	0	0	1	-6
13 Mason Miller	01:11	0-0	0-0	0-0	0	0	0	1	0	0	0	0	0	0	0	0	0	0
4 Shereef Mitchell	05:34	1-1	1-1	0-0	0	0	0	1	0	3	0	2	0	0	0	0	-4	
Team					8	1	9	0										
Totals	20:61	2-16	18-23	20	29	49	17	19	60	5	13	1	6	8	-9			

Record: 9-7 (3-2)

Shooting By Period

1st FG%	12-28	42.9%
3PT%	1-5	20.0%
FT%	4-6	66.7%
2nd FG%	8-33	24.2%
3PT%	1-11	9.1%
FT%	14-17	82.4%
GMFG%	20-61	32.8%
3PT%	2-16	12.5%
FT%	18-23	78.3%

Dead Ball Rebounds: 1,1

Technical Fouls: NONE

UConn - 69

Record: 15-2 (4-2)

NO. Name	Min	FG		3P		FT		Rebounds		Fouls		TP	AS	TO	ST	Blocks		+/-
		M-A	M-A	M-A	M-A	OR	DR	OR	DR	FF	PF					BS	BA	
11 Alex Karaban	32:34	1-3	0-1	0-0	3	0	3	2	0	2	2	0	0	0	1	1	3	
21 Adama Sanogo	32:11	10-20	2-5	4-6	0	9	9	3	3	26	1	1	0	1	1	8		
2 Tristen Newton	23:31	3-7	2-3	5-6	1	3	4	2	5	13	1	0	1	2	1	-3		
24 Jordan Hawkins	34:43	4-13	3-7	6-6	0	1	1	3	2	17	1	0	0	2	2	-5		
44 Andre Jackson Jr.	33:10	2-5	1-3	2-2	3	6	9	3	1	7	2	2	0	0	0	0	7	
5 Hassan Diarra	16:29	0-3	0-2	0-0	0	1	1	1	2	0	1	1	0	0	0	0	12	
32 Donovan Clingan	07:49	1-3	0-0	2-3	2	1	3	3	4	0	0	0	0	2	0	1		
4 Nahiem Alleyne	10:34	0-3	0-1	0-0	0	0	0	2	1	0	0	0	0	0	0	1	3	
3 Joey Calcaterra	06:59	0-3	0-2	0-0	0	1	1	0	0	0	0	0	0	2	0	0	9	
Team					0	3	3	0										
Totals	21-60	8-24	19-23	9	25	34	19	17	69	8	5	6	8	6	9			

Shooting By Period

1st FG%	13-31	41.9%
3PT%	6-13	46.2%
FT%	5-7	71.4%
2nd FG%	8-29	27.6%
3PT%	2-11	18.2%
FT%	14-16	87.5%
GMFG%	21-60	35.0%
3PT%	8-24	33.3%
FT%	19-23	82.6%

Dead Ball Rebounds: 4,0

Technical Fouls: NONE

	CRE	UCONN
Biggest lead	4 (1 <sup>st</sup> 13:18)	12 (2 <sup>nd</sup> 7:21)
Best Scoring Run	7 (2 <sup>nd</sup> 17:49)	7 (2 <sup>nd</sup> 11:14)
Lead Changes	10	
Times Tied	2	
Time with Lead	06:02	33:26

Points from	CRE	UCONN
Turnovers	0	7
Paint	28	20
Second Chance	14	9
Fast Breaks	7	12
Bench	3	4

Period by Period Scoring	1st	2nd	TOT
CRE	29	31	60
UCONN	37	32	69

## Game #18 - Marquette 82, UConn 76 January 11, 2023 - Fiserv Forum, Milwaukee, Wis.



Official Basketball Box Score - Final  
**UConn at Marquette**  
01/11/23 Fiserv Forum, Milwaukee, WI  
2022-23 Men's Basketball

Game Time: 6:00 PM  
Game Duration: 2:04  
Attendance: 15,116

Officials: Brian O'Connell, Pat Driscoll, Lamar Simpson

UConn - 76

Record: 15-3 (4-3)

NO. Name	Min	FG		3P		FT		Rebounds		Fouls		TP	AS	TO	ST	Blocks		+/-
		M-A	M-A	M-A	M-A	OR	DR	OR	DR	FF	PF					BS	BA	
11 Alex Karaban	33:53	6-11	2-5	3-3	3	4	7	3	3	17	1	0	0	0	1	1	-13	
21 Adama Sanogo	18:49	5-7	0-0	0-1	3	0	3	1	1	10	0	5	0	2	1	-19		
2 Tristen Newton	27:40	3-8	1-5	0-0	0	3	3	2	2	7	2	1	0	0	0	0	-12	
24 Jordan Hawkins	30:16	1-8	1-4	5-5	2	4	6	0	2	8	1	2	1	1	0	-14		
44 Andre Jackson Jr.	37:08	4-7	1-3	0-0	2	2	4	3	0	9	6	3	1	1	0	-7		
5 Hassan Diarra	06:32	1-1	0-0	0-0	0	0	0	0	1	0	2	1	0	0	0	1		
4 Nahiem Alleyne	09:52	0-1	0-1	0-0	1	0	1	2	1	0	3	0	0	0	0	0		
32 Donovan Clingan	21:05	8-11	0-0	4-6	3	7	10	2	5	20	0	1	2	5	0	14		
3 Joey Calcaterra	14:45	1-6	1-4	0-0	0	0	0	0	1	3	2	0	1	1	1	13		
Team					0	1	1	0										
Totals	29-60	6-22	12-15	14	21	35	14	15	76	16	16	5	11	3	-6			

Shooting By Period

1st FG%	15-29	51.7%
3PT%	4-10	40.0%
FT%	3-4	75%
2nd FG%	14-31	45.2%
3PT%	2-12	16.7%
FT%	9-11	81.8%
GMFG%	29-60	48.3%
3PT%	6-22	27.3%
FT%	12-15	80.0%

Dead Ball Rebounds: 0,0

Technical Fouls: NONE

Marquette - 82

Record: 14-4 (6-1)

NO. Name	Min	FG		3P		FT		Rebounds		Fouls		TP	AS	TO	ST	Blocks		+/-
		M-A	M-A	M-A	M-A	OR	DR	OR	DR	FF	PF					BS	BA	
12 Olivier-Mavence Prosper	33:50	5-8	1-2	6-7	2	4	6	2	4	17	1	1	0	1	1	-2		
13 Osoghodo	35:52	7-16	0-0	5-5	1	2	3	2	4	19	3	1	2	1	4	11		
1 Kam Jones	33:53	6-12	2-7	1-1	0	1	1	2	1	15	1	3	0	1	19			
4 Stevia Mitchell	17:08	1-3	0-0	2-4	0	2	2	1	0	4	0	0	0	0	2	-1		
11 Tyler Kolek	32:59	3-6	0-2	0-0	1	4	5	2	1	6	8	5	0	1	1	2		
5 Chase Ross	10:18	1-3	0-0	0-0	1	0	1	3	1	2	1	0	0	0	1	-1		
23 David Joplin	17:58	3-5	1-2	2-2	0	2	2	1	1	9	2	0	0	0	0	11		
22 Sean Jones	13:54	3-4	1-1	0-0	0	1	1	0	0	7	2	0	3	0	1	-4		
21 Ben Gold	04:08	1-2	1-2	0-0	0	0	0	0	2	0	3	0	0	0	0	-5		
Team					5	3	8	0										
Totals	30-59	6-16	16-19	10	19	29	15	14	82	16	11	8	13	11	6			

Shooting By Period

1st FG%	15-34	44.1%
3PT%	3-9	33.3%
FT%	0	0%
2nd FG%	15-25	60.0%
3PT%	3-7	42.9%
FT%	16-19	84.2%
GMFG%	30-59	50.8%
3PT%	6-16	37.5%
FT%	16-19	84.2%

Dead Ball Rebounds: 1,1

Technical Fouls: NONE

	CON	MAR
Biggest lead	11 (1 <sup>st</sup> 6:19)	9 (2 <sup>nd</sup> 2:31)
Best Scoring Run	16 (1 <sup>st</sup> 6:19)	9 (1 <sup>st</sup> 2:48)
Lead Changes	2	
Times Tied	9	
Time with Lead	13:03	23:15

Points from	CON	MAR
Turnovers	14	20
Paint	44	34
Second Chance	20	13
Fast Breaks	15	24
Bench	25	21

Period by Period Scoring	1st	2nd	TOT
CON	37	39	76
MAR	33	49	82

## Game #19 - St. John's 85, UConn 74 January 15, 2023 - XL Center, Hartford, Conn.



Official Basketball Box Score - Final  
**St. John's (NY) at UConn**  
01/15/23 XL Center, Hartford, Conn.  
2022-23 Men's Basketball

Game Time: 12:00 PM  
Game Duration: 2:24  
Attendance: 15,564

Officials: Jeff Anderson, Ron Groover, Earl Walton

St. John's (NY) - 85

Record: 13-6 (3-5)

NO. Name	Min	FG		3P		FT		Rebounds		Fouls		TP	AS	TO	ST	Blocks		+/-
		M-A	M-A	M-A	M-A	OR	DR	OR	DR	FF	PF					BS	BA	
4 O'Mar Stanley	06:01	0-0	0-0	0-0	0	2	2	2	0	0	0	0	0	0	0	0	0	-7
11 Jof Soriano	34:56	7-10	0-0	5-8	4	9	13	2	5	19	1	1	0	0	0	8		
0 Posh Alexander	33:25	3-6	0-1	8-9	1	2	3	3	8	14	3	3	2	0	0	11		
2 AJ Storr	24:10	5-9	1-4	3-4	1	3	4	3	3	14	0	1	0	0	0	8		



# 2022-23 UCONN GAME-BY-GAME BOX SCORES

## Game #25 - UConn 87, Marquette 72 February 7, 2023 - XL Center, Hartford, Conn.



Official Basketball Box Score - Final  
**Marquette at UConn**  
02/07/23 XL Center, Hartford, Conn.  
2022-23 Men's Basketball

Game Time: 6:30 PM  
Game Duration: 2:09  
Attendance: 15,564

Officials: Jeff Anderson, Tommy Morrissey, Ron Groover

Marquette - 72

Record: 19-6 (11-3)

NO.	Name	Min	FG		3P		FT		Rebounds		Fouls		TP	AS	TO	ST	Blocks			+/-	
			M/A	A/A	M/A	A/A	OR	DR	OR	DR	FF	PF					BS	BA	BA		
12	Olivier-Maxence Prosper	20:22	0-1	0-0	3-6	2	3	5	4	3	3	0	2	2	0	0	0	0	0	0	-5
13	Oso Igodardo	F 23:58	1-5	0-0	1-2	1	0	1	0	2	3	1	1	0	0	0	0	0	0	0	-14
1	Kam Jones	G 18:51	2-6	1-5	0-0	0	1	1	3	1	5	0	1	0	0	0	0	0	0	0	-20
4	Stevie Mitchell	G 27:46	4-11	1-4	3-4	1	1	2	5	4	12	0	0	3	0	1	0	1	0	-6	
11	Tyler Kolek	G 31:32	7-14	1-2	2-2	0	1	1	0	2	17	4	1	2	0	2	1	0	0	-12	
5	Chase Ross	18:50	2-6	0-3	1-1	0	1	1	1	1	5	0	1	2	1	0	1	0	0	-1	
23	David Joplin	23:28	2-5	0-3	0-0	1	3	4	0	4	0	1	2	1	0	0	1	0	0	-19	
21	Ben Gold	16:02	4-5	2-3	2-2	0	2	2	2	2	12	0	1	0	0	0	0	0	0	-1	
22	Sean Jones	19:11	4-6	0-1	3-3	0	1	1	0	4	11	2	0	0	0	0	0	0	0	3	
Team						4	2	6	0	0	0	0	0	0	0	0	0	0	0	0	
<b>Totals</b>			26-59	5-21	15-20	9	15	24	19	19	72	7	8	11	2	4	1	15			

Shooting By Period	
1st FG%	11-30 36.7%
3PT%	2-12 16.7%
FT%	5-7 71.4%
2nd FG%	15-29 51.7%
3PT%	3-9 33.3%
FT%	10-13 76.9%
GM FG%	26-59 44.1%
3PT%	5-21 23.8%
FT%	15-20 75.0%

Dead Ball Rebounds: 2, 0

Technical Fouls: NONE

UConn - 87

Record: 19-6 (8-6)

NO.	Name	Min	FG		3P		FT		Rebounds		Fouls		TP	AS	TO	ST	Blocks			+/-
			M/A	A/A	M/A	A/A	OR	DR	OR	DR	FF	PF					BS	BA	BA	
11	Alex Karaban	F 35:53	5-6	3-4	0-0	1	3	4	1	0	13	2	2	1	0	1	0	1	1	8
21	Adama Sanogo	F 29:51	8-14	0-1	2-4	3	4	7	4	2	18	3	2	1	0	0	0	0	0	11
2	Tristen Newton	G 35:24	4-9	1-2	3-5	3	7	10	3	5	12	12	5	2	0	0	0	0	0	13
24	Jordan Hawkins	G 28:34	6-11	5-8	3-3	0	6	6	4	3	20	0	2	0	2	0	0	0	0	18
44	Andre Jackson Jr.	G 23:19	2-5	0-1	1-2	3	1	4	5	1	5	1	3	0	1	0	0	0	0	6
4	Nahiem Alleyne	19:48	4-9	3-6	2-3	0	0	0	0	4	13	0	1	0	0	0	0	0	0	12
32	Donovan Clingan	10:09	1-3	0-0	2-5	7	1	8	0	4	4	1	0	0	1	0	0	0	0	7
3	Joey Calcaterra	09:43	1-3	0-0	0-0	0	1	1	0	2	2	1	0	1	0	1	0	1	0	-4
5	Hassan Diarra	07:19	0-2	0-1	0-0	0	0	0	0	0	0	0	1	0	0	0	0	0	0	4
Team						4	4	8	0	0	0	0	1	0	0	0	0	0	0	0
<b>Totals</b>			31-62	12-23	13-22	21	27	48	19	19	87	20	17	6	4	2	15			

Shooting By Period	
1st FG%	17-31 54.8%
3PT%	6-11 54.5%
FT%	6-9 66.7%
2nd FG%	14-31 45.2%
3PT%	6-12 50.0%
FT%	7-13 53.8%
GM FG%	51-82 50.0%
3PT%	12-23 52.2%
FT%	13-22 59.1%

Dead Ball Rebounds: 4, 0

Technical Fouls: NONE

	MARQ	UCONN	Points from Turnovers	MARQ	UCONN	Period by Period Scoring
Biggest lead	0 (1st 20:00)	25 (2nd 10:39)	14	16		
Best Scoring Run	8 (2nd 9:15)	10 (1st 13:55)	42	32		
Lead Changes	0	27	MARQ	29	43	72
Times Tied	0	0	UCONN	46	41	87
Time with Lead	00:00	39:29	Bench	32	19	

## Game #26 - Creighton 56, UConn 53 February 11, 2023 - CHI Health Center, Omaha, Neb.



Official Basketball Box Score - Final  
**#21 Connecticut at #23 Creighton**  
02/11/23 CHI Health Center Omaha, Omaha, Neb.  
2022-23 Creighton Men's Basketball

Game Time: 1:07 PM  
Game Duration: 2:04  
Attendance: 18,288

Officials: Brian O'Connell, Pat Driscoll, Evon Burroughs

#21 Connecticut - 53

Record: 19-7 (8-7)

NO.	Name	Min	FG		3P		FT		Rebounds		Fouls		TP	AS	TO	ST	Blocks			+/-
			M/A	A/A	M/A	A/A	OR	DR	OR	DR	FF	PF					BS	BA	BA	
11	Alex Karaban	F 34:35	2-5	1-3	0-0	2	3	5	2	1	5	1	1	0	0	0	0	0	0	-10
21	Adama Sanogo	F 32:47	7-17	3-7	0-0	3	7	10	2	0	17	2	1	1	0	0	0	0	0	-5
2	Tristen Newton	G 26:15	1-4	0-1	0-0	0	0	0	1	0	2	4	3	0	0	0	0	0	0	-10
24	Jordan Hawkins	G 26:06	4-13	2-7	1-1	4	0	4	2	11	1	0	1	0	0	0	0	0	0	-6
44	Andre Jackson Jr.	G 28:01	3-11	0-4	0-0	3	3	6	2	1	6	0	3	1	0	0	1	1	1	
4	Nahiem Alleyne	23:58	1-6	0-3	0-3	0	2	2	1	4	5	0	0	0	1	0	0	0	0	7
5	Hassan Diarra	17:01	1-2	1-1	0-0	2	1	3	1	1	4	2	1	2	0	0	0	0	0	
32	Donovan Clingan	07:13	2-5	0-0	0-0	4	3	7	1	1	4	0	2	0	1	0	0	0	0	
3	Joey Calcaterra	04:04	0-2	0-1	0-0	0	1	1	0	0	0	1	0	0	0	0	0	0	0	
Team						0	2	2	0	0	0	0	0	0	0	0	0	0	0	
<b>Totals</b>			21-65	7-27	4-4	18	22	40	14	10	53	10	13	5	2	1	3			

Shooting By Period	
1st FG%	11-31 35.5%
3PT%	4-13 30.8%
FT%	3-3 100%
2nd FG%	10-34 29.4%
3PT%	3-14 21.4%
FT%	1-1 100%
GM FG%	21-65 32.3%
3PT%	7-27 25.9%
FT%	4-4 100.0%

Dead Ball Rebounds: 0, 0

Technical Fouls: NONE

#23 Creighton - 56

Record: 17-8 (11-3)

NO.	Name	Min	FG		3P		FT		Rebounds		Fouls		TP	AS	TO	ST	Blocks			+/-
			M/A	A/A	M/A	A/A	OR	DR	OR	DR	FF	PF					BS	BA	BA	
24	Arthur Kaluma	F 25:59	0-6	0-3	2-2	0	6	6	3	1	2	2	3	2	0	1	2	0	1	2
11	Ryan Kalkbrenner	C 36:00	4-9	0-1	4-4	3	3	6	0	5	12	1	2	3	1	0	0	0	0	0
2	Ryan Nembhard	G 40:00	3-11	1-3	0-0	3	5	8	0	0	7	3	2	2	0	0	0	0	0	14
23	Trey Alexander	G 23:11	6-8	2-3	3-5	0	0	0	4	4	17	0	1	1	0	0	0	0	0	1
55	Baylor Scheerman	G 37:24	4-10	1-3	2-2	1	8	9	2	1	11	1	2	1	0	0	1	1	1	
13	Mason Miller	14:01	1-3	1-2	1-1	1	2	0	2	1	4	0	1	0	0	0	0	0	0	1
33	Fredrick King	04:00	0-0	0-0	1-2	0	1	1	1	1	1	0	0	0	0	0	0	0	0	3
4	Shereef Mitchell	19:25	1-1	0-0	0-0	0	0	0	0	1	2	1	0	0	0	0	0	0	0	4
Team						0	2	2	0	0	0	0	0	0	0	0	0	0	0	0
<b>Totals</b>			19-48	5-16	13-17	8	26	34	10	14	56	8	11	9	1	2	3			

Shooting By Period	
1st FG%	12-27 44.4%
3PT%	3-12 25.0%
FT%	4-6 66.7%
2nd FG%	7-21 33.3%
3PT%	2-4 50.0%
FT%	9-11 81.8%
GM FG%	19-48 39.6%
3PT%	5-16 31.3%
FT%	13-17 76.5%

Dead Ball Rebounds: 3, 0

Technical Fouls: NONE

	UCONN	CREI	Points from Turnovers	UCONN	CREI	Period by Period Scoring
Biggest lead	2 (2nd 18:33)	9 (1st 13:02)	8	13		
Best Scoring Run	5 (1st 7:05)	8 (1st 13:02)	18	24		
Lead Changes	4	7	MARQ	29	43	72
Times Tied	3	9	UCONN	29	24	53
Time with Lead	00:39	34:49	Bench	12	7	
			CREI	31	25	56

Game Notes: 20th largest home crowd in Creighton MBB history. Creighton's 8th straight win.

## Game #27 - UConn 64, Seton Hall 55 February 18, 2023 - Gampel Pavilion, Storrs, Conn.



Official Basketball Box Score - Final  
**Seton Hall at UConn**<



# 2022-23 UCONN GAME-BY-GAME BOX SCORES

## Game #29 - UConn 95, St. John's 86 February 25, 2023 - Madison Square Garden, New York, N.Y.

Official Basketball Box Score - Final  
UConn at St. John's (NY)  
02/25/23 Madison Square Garden, New York  
2022-23 Men's Basketball

Game Time: 12:00 PM  
Game Duration: 2:14  
Attendance: 12,241

Officials: Pat Driscoll, Jeff Clark, Tony Chiassa

UConn - 95 Record: 22-7 (11-7)

NO. Name	Min	FG	3P	FT	Rebounds	Fouls	TP	AS	TO	ST	Blocks	BS	BA	++	Shooting By Period
		M.A.	M.A.	M.A.	OR DR TOT	FF FD					BS	BA			1st FG% 2nd FG% 3rd FG% 4th FG% 5th FG% 6th FG% 7th FG% 8th FG% 9th FG%
11 Alex Karaban	F 18:09	1-5	0-3	0-0	1 4 5	4 2 2	0	2	1	1	1	1	1	3	1st FG% 6-16 37.5% 2nd FG% 0-16 0.0% 3rd FG% 0-16 0.0% 4th FG% 0-16 0.0% 5th FG% 0-16 0.0% 6th FG% 0-16 0.0% 7th FG% 0-16 0.0% 8th FG% 0-16 0.0% 9th FG% 0-16 0.0%
21 Adama Sanogo	F 26:08	5-9	0-1	8-10	3 6 9	3 6 18	1	2	0	1	1	1	1	8	1st FG% 5-9 55.6% 2nd FG% 0-9 0.0% 3rd FG% 0-9 0.0% 4th FG% 0-9 0.0% 5th FG% 0-9 0.0% 6th FG% 0-9 0.0% 7th FG% 0-9 0.0% 8th FG% 0-9 0.0% 9th FG% 0-9 0.0%
2 Tristen Newton	G 33:31	2-7	1-2	3-6	4 3 7	1 5 8	8	4	2	0	0	0	0	7	1st FG% 2-7 28.6% 2nd FG% 0-7 0.0% 3rd FG% 0-7 0.0% 4th FG% 0-7 0.0% 5th FG% 0-7 0.0% 6th FG% 0-7 0.0% 7th FG% 0-7 0.0% 8th FG% 0-7 0.0% 9th FG% 0-7 0.0%
24 Jordan Hawkins	G 34:00	6-18	4-10	4-4	0 2 2	3 1 20	3	3	1	1	1	1	1	4	1st FG% 6-18 33.3% 2nd FG% 0-18 0.0% 3rd FG% 0-18 0.0% 4th FG% 0-18 0.0% 5th FG% 0-18 0.0% 6th FG% 0-18 0.0% 7th FG% 0-18 0.0% 8th FG% 0-18 0.0% 9th FG% 0-18 0.0%
44 Andre Jackson Jr.	G 38:09	5-6	1-2	4-5	1 4 5	2 3 15	3	3	0	2	0	0	0	15	1st FG% 5-6 83.3% 2nd FG% 0-6 0.0% 3rd FG% 0-6 0.0% 4th FG% 0-6 0.0% 5th FG% 0-6 0.0% 6th FG% 0-6 0.0% 7th FG% 0-6 0.0% 8th FG% 0-6 0.0% 9th FG% 0-6 0.0%
4 Nahiem Alleyne	19:14	3-6	0-3	2-2	1 1 2	2 1 8	1	0	1	0	1	0	1	0	1st FG% 3-6 50.0% 2nd FG% 0-6 0.0% 3rd FG% 0-6 0.0% 4th FG% 0-6 0.0% 5th FG% 0-6 0.0% 6th FG% 0-6 0.0% 7th FG% 0-6 0.0% 8th FG% 0-6 0.0% 9th FG% 0-6 0.0%
32 Donovan Clingan	13:24	4-7	0-0	1-2	5 1 6	3 1 9	1	1	1	1	5	0	0	0	1st FG% 4-7 57.1% 2nd FG% 0-7 0.0% 3rd FG% 0-7 0.0% 4th FG% 0-7 0.0% 5th FG% 0-7 0.0% 6th FG% 0-7 0.0% 7th FG% 0-7 0.0% 8th FG% 0-7 0.0% 9th FG% 0-7 0.0%
3 Joey Calcaterra	17:25	4-6	3-4	4-4	0 0 0	2 3 15	0	0	1	0	0	0	0	5	1st FG% 4-6 66.7% 2nd FG% 0-6 0.0% 3rd FG% 0-6 0.0% 4th FG% 0-6 0.0% 5th FG% 0-6 0.0% 6th FG% 0-6 0.0% 7th FG% 0-6 0.0% 8th FG% 0-6 0.0% 9th FG% 0-6 0.0%
Team		2	0	2	2	0	0	0	0	0	0	0	0	0	GM FG% 30.64 46.9% FT% 9.25 36.0% FT% 26.33 78.8%
Totals	30:64	9-25	26-33	17-21	38	21	21	95	17	14	9	11	3	9	Dead Ball Rebounds: 5, 2

Technical Fouls: Newton 1st 15:44

St. John's (NY) - 86 Record: 17-13 (7-12)

NO. Name	Min	FG	3P	FT	Rebounds	Fouls	TP	AS	TO	ST	Blocks	BS	BA	++	Shooting By Period
		M.A.	M.A.	M.A.	OR DR TOT	FF FD					BS	BA			1st FG% 2nd FG% 3rd FG% 4th FG% 5th FG% 6th FG% 7th FG% 8th FG% 9th FG%
11 Joel Soriano	F 32:10	3-7	0-0	6-8	3 8 11	5 4 2	12	3	1	1	2	1	1	-11	1st FG% 3-7 42.9% 2nd FG% 0-7 0.0% 3rd FG% 0-7 0.0% 4th FG% 0-7 0.0% 5th FG% 0-7 0.0% 6th FG% 0-7 0.0% 7th FG% 0-7 0.0% 8th FG% 0-7 0.0% 9th FG% 0-7 0.0%
22 Esahia Nyiwe	F 09:06	1-2	0-0	0-0	0 0 0	3 0 2	0	1	1	0	1	0	1	-1	1st FG% 1-2 50.0% 2nd FG% 0-2 0.0% 3rd FG% 0-2 0.0% 4th FG% 0-2 0.0% 5th FG% 0-2 0.0% 6th FG% 0-2 0.0% 7th FG% 0-2 0.0% 8th FG% 0-2 0.0% 9th FG% 0-2 0.0%
0 Posh Alexander	G 36:20	7-12	1-2	1-2	3-5	3 1 4	2	3	18	5	3	1	0	-5	1st FG% 7-12 58.3% 2nd FG% 0-12 0.0% 3rd FG% 0-12 0.0% 4th FG% 0-12 0.0% 5th FG% 0-12 0.0% 6th FG% 0-12 0.0% 7th FG% 0-12 0.0% 8th FG% 0-12 0.0% 9th FG% 0-12 0.0%
2 AJ Storr	G 32:48	7-15	1-3	5-8	1 2 3	0 5 20	0	3	0	1	3	1	3	-6	1st FG% 7-15 46.7% 2nd FG% 0-15 0.0% 3rd FG% 0-15 0.0% 4th FG% 0-15 0.0% 5th FG% 0-15 0.0% 6th FG% 0-15 0.0% 7th FG% 0-15 0.0% 8th FG% 0-15 0.0% 9th FG% 0-15 0.0%
5 Dylan Addae-Wusu	G 26:38	3-8	0-2	0-0	0 1 1	2 2 6	1	0	1	0	1	0	2	-8	1st FG% 3-8 37.5% 2nd FG% 0-8 0.0% 3rd FG% 0-8 0.0% 4th FG% 0-8 0.0% 5th FG% 0-8 0.0% 6th FG% 0-8 0.0% 7th FG% 0-8 0.0% 8th FG% 0-8 0.0% 9th FG% 0-8 0.0%
4 O'Mar Stanley	11:54	2-3	1-2	0-0	0 0 0	4 0 5	0	1	0	0	0	0	0	-2	1st FG% 2-3 66.7% 2nd FG% 0-3 0.0% 3rd FG% 0-3 0.0% 4th FG% 0-3 0.0% 5th FG% 0-3 0.0% 6th FG% 0-3 0.0% 7th FG% 0-3 0.0% 8th FG% 0-3 0.0% 9th FG% 0-3 0.0%
3 Andre Curbeo	23:03	4-7	0-0	0-0	2 1 3	4 1 8	3	1	2	0	1	0	1	-6	1st FG% 4-7 57.1% 2nd FG% 0-7 0.0% 3rd FG% 0-7 0.0% 4th FG% 0-7 0.0% 5th FG% 0-7 0.0% 6th FG% 0-7 0.0% 7th FG% 0-7 0.0% 8th FG% 0-7 0.0% 9th FG% 0-7 0.0%
23 David Jones	28:01	3-11	1-4	8-8	3 3 6	3 5 15	3	2	0	0	1	0	1	-6	1st FG% 3-11 27.3% 2nd FG% 0-11 0.0% 3rd FG% 0-11 0.0% 4th FG% 0-11 0.0% 5th FG% 0-11 0.0% 6th FG% 0-11 0.0% 7th FG% 0-11 0.0% 8th FG% 0-11 0.0% 9th FG% 0-11 0.0%
Team		3	1	4	0	1	4	0	0	0	0	0	0	0	GM FG% 30.65 40.2% FT% 4.13 36.8% FT% 22.29 75.9%
Totals	30:65	4-13	22-29	15-17	32	23	20	88	15	13	6	3	11	-9	Dead Ball Rebounds: 4, 2

Technical Fouls: Nyiwe 1st 15:44 Addae-Wusu 2nd 9:32 Team 2nd 4:22

	CON	SJU
Biggest lead	17 (2nd 13:32)	0 (1st 18:12)
Best Scoring Run	8 (1st 15:44)	8 (2nd 0:28)
Lead Changes	1	0
Times Tied	1	0
Time with Lead	36:18	02:12

Points from Turnovers	CON	SJU
Paint	38	44
Second Chance	27	16
Fast Breaks	19	13
Bench	32	28

Period by Period Scoring	CON	SJU
1st	50	45
2nd	45	95
TOT	41	86

## Game #30 - UConn 88, DePaul 59 March 1, 2023 - XL Center, Hartford, Conn.

Official Basketball Box Score - Final  
DePaul at UConn  
03/01/23 XL Center, Hartford, Conn.  
2022-23 Men's Basketball

Game Time: 7:00 PM  
Game Duration: 1:49  
Attendance: 15,564

Officials: James Breeding, Lamar Simpson, Mike Palau

DePaul - 59 Record: 9-21 (3-16)

NO. Name	Min	FG	3P	FT	Rebounds	Fouls	TP	AS	TO	ST	Blocks	BS	BA	++	Shooting By Period
		M.A.	M.A.	M.A.	OR DR TOT	FF FD					BS	BA			1st FG% 2nd FG% 3rd FG% 4th FG% 5th FG% 6th FG% 7th FG% 8th FG% 9th FG%
1 Javan Johnson	F 34:13	3-11	2-4	2-2	1 2 3	1 1 10	0	0	1	0	2	0	0	-23	1st FG% 3-11 27.3% 2nd FG% 0-11 0.0% 3rd FG% 0-11 0.0% 4th FG% 0-11 0.0% 5th FG% 0-11 0.0% 6th FG% 0-11 0.0% 7th FG% 0-11 0.0% 8th FG% 0-11 0.0% 9th FG% 0-11 0.0%
11 Eral Penn	F 23:33	2-6	0-0	2-3	1 2 3	2 2 6	0	0	0	1	0	1	0	-19	1st FG% 2-6 33.3% 2nd FG% 0-6 0.0% 3rd FG% 0-6 0.0% 4th FG% 0-6 0.0% 5th FG% 0-6 0.0% 6th FG% 0-6 0.0% 7th FG% 0-6 0.0% 8th FG% 0-6 0.0% 9th FG% 0-6 0.0%
14 Nick Ongenda	G 31:45	6-11	0-0	5-7	3 3 6	3 5 17	0	0	3	2	0	0	0	-15	1st FG% 6-11 54.5% 2nd FG% 0-11 0.0% 3rd FG% 0-11 0.0% 4th FG% 0-11 0.0% 5th FG% 0-11 0.0% 6th FG% 0-11 0.0% 7th FG% 0-11 0.0% 8th FG% 0-11 0.0% 9th FG% 0-11 0.0%
2 Umoja Gibson	G 20:34	2-10	1-5	0-0	1 0 1	2 0 5	2	0	2	0	0	0	0	-33	1st FG% 2-10 20.0% 2nd FG% 0-10 0.0% 3rd FG% 0-10 0.0% 4th FG% 0-10 0.0% 5th FG% 0-10 0.0% 6th FG% 0-10 0.0% 7th FG% 0-10 0.0% 8th FG% 0-10 0.0% 9th FG% 0-10 0.0%
3 Jalen Terry	G 19:46	3-5	2-4	0-0	0 5 5	1 1 8	1	1	2	1	0	1	0	-11	1st FG% 3-5 60.0% 2nd FG% 0-5 0.0% 3rd FG% 0-5 0.0% 4th FG% 0-5 0.0% 5th FG% 0-5 0.0% 6th FG% 0-5 0.0% 7th FG% 0-5 0.0% 8th FG% 0-5 0.0% 9th FG% 0-5 0.0%
10 Yor Anji	08:15	1-2	0-0	0-0	1 0 1	3 1 2	1	0	0	0	0	0	0	-14	1st FG% 1-2 50.0% 2nd FG% 0-2 0.0% 3rd FG% 0-2 0.0% 4th FG% 0-2 0.0% 5th FG% 0-2 0.0% 6th FG% 0-2 0.0% 7th FG% 0-2 0.0% 8th FG% 0-2 0.0% 9th FG% 0-2 0.0%
23 Caleb Murphy	18:39	2-6	0-0	1-2	1 1 2	0 0 2	5	0	2	0	0	0	2	-6	1st FG% 2-6 33.3% 2nd FG% 0-6 0.0% 3rd FG% 0-6 0.0% 4th FG% 0-6 0.0% 5th FG% 0-6 0.0% 6th FG% 0-6 0.0% 7th FG% 0-6 0.0% 8th FG% 0-6 0.0% 9th FG% 0-6 0.0%
5 Philmon Gebrewit	15:04	2-7	0-2	2-2	0 2 2	0 2 0	0	1	6	0	1	0	0	-2	1st FG% 2-7 28.6% 2nd FG% 0-7 0.0% 3rd FG% 0-7 0.0% 4th FG% 0-7 0.0% 5th FG% 0-7 0.0% 6th FG% 0-7 0.0% 7th FG% 0-7 0.0% 8th FG% 0-7 0.0% 9th FG% 0-7 0.0%
0 Zion Cruz	15:44	0-1	0-0	0-0	0 0 0	1 0 1	0	0	0	0	0	0	0	-7	1st FG% 0-1 0.0% 2nd FG% 0-1 0.0% 3rd FG% 0-1 0.0% 4th FG% 0-1 0.0% 5th FG% 0-1 0.0% 6th FG% 0-1 0.0% 7th FG% 0-1 0.0% 8th FG% 0-1 0.0% 9th FG% 0-1 0.0%
4 K.T. Raimy	12:27	0-1	0-0	0-0	0 1 1	0 0 0	0	0	1	0	0	0	0	-1	1st FG% 0-1 0.0% 2nd FG% 0-1 0.0% 3rd FG% 0-1 0.0% 4th FG% 0-1 0.0% 5th FG% 0-1 0.0% 6th FG% 0-1 0.0% 7th FG% 0-1 0.0% 8th FG% 0-1 0.0% 9th FG% 0-1 0.0%
Team		4	1	5	0	1	4	1	5	0	1	0	0	0	GM FG% 26.33 46.9% FT% 9.25 36.0% FT% 26.33 78.8%
Totals	21:60	5-15	12-16	12-17	29	13	13	59	5	14	8	4	6	-29	Dead Ball Rebounds: 4, 0

Technical Fouls: NONE

UConn - 88 Record: 23-7 (12-7)

NO. Name	Min	FG	3P	FT	Rebounds	Fouls	TP	AS	TO	ST	Blocks	BS	BA	++	Shooting By Period
		M.A.	M.A.	M.A.	OR DR TOT	FF FD					BS	BA			1st FG% 2nd FG% 3rd FG% 4th FG% 5th FG% 6th FG% 7th FG% 8th FG% 9th FG%
11 Alex Karaban	F 28:44	4-9	2-4	1-1	2 4 6	1 1 11	11	4	2	1	2	0	0	29	1st FG% 4-9 44.4% 2nd FG% 0-9 0.0% 3rd FG% 0-9 0.0% 4th FG% 0-9 0.0% 5th FG% 0-9 0.0% 6th FG% 0-9 0.0% 7th FG% 0-9 0.0% 8th FG% 0-9 0.0% 9th FG% 0-9 0.0%
21 Adama Sanogo	F 22:33	11-14	1-2	3-3	2 3 5	3 5 26	0	2	1	0	1	0	0	21	1st FG% 11-14 78.6% 2nd FG% 0-14 0.0% 3rd FG% 0-14 0.0% 4th FG% 0-14 0.0% 5th FG% 0-14 0.0% 6th FG% 0-14 0.0% 7th FG% 0-14 0.0% 8th FG% 0-14 0.0% 9th FG% 0-14 0.0%
2 Tristen Newton	G 28:29	5-7	2-3	0-0	0 5 5	2 0 2	6	0	2	0	0	0	0	29	1st FG% 5-7 71.4% 2nd FG% 0-7 0.0% 3rd FG% 0-7 0.0% 4th FG% 0-7 0.0% 5th FG% 0-7 0.0% 6th FG% 0-7 0.0% 7th FG% 0-7 0.0% 8th FG% 0-7 0.0% 9th FG% 0-7 0.0%
24 Jordan Hawkins	G 28:56	1-9	1-6	0-0	1 1 2	0 2 3	0	0	0	0	1	1	1	29	1st FG% 1-9 11.1% 2nd FG% 0-9 0.0% 3rd FG% 0-9 0.0% 4th FG% 0-9 0.0% 5th FG% 0-9 0.0% 6th FG% 0-9 0.0% 7th FG% 0-9 0.0% 8th FG% 0-9 0.0% 9th FG% 0-9 0.0%
44 Andre Jackson Jr.	G 30:00	3-4	1-2	4-6	1 7 8	2 4 11	9	3	0	0	0	0	0	25	1st FG% 3-4 75.0% 2nd FG% 0-4 0.0% 3rd FG% 0-4 0.0% 4th FG% 0-4 0.0% 5th FG% 0-4 0.0% 6th FG% 0-4 0.0% 7th FG% 0-4 0.0% 8th FG% 0-4 0.0% 9th FG% 0-4 0.0%
32 Donovan Clingan	14:24	5-8													



# 2022-23 UCONN GAME-BY-GAME BOX SCORES

## NCAA CHAMPIONSHIP WEST REGIONAL FINALS ELITE EIGHT

### Game #37 - UConn 82, Gonzaga 54 March 25, 2023 - T-Mobile Arena, Las Vegas, Nev.



Official Basketball Box Score - Final  
UConn at Gonzaga  
03/25/23 T-Mobile Arena, Las Vegas  
NCAA Division I Men's Basketball Championship - Elite 8

Game Time: 5:49 PM  
Game Duration: 2:13  
Attendance: 18,119  
Officials: Keith Kinzie, John Gathney, Michael Reed

UConn - 82

NO.	Name	Min	FG		3P	FT	Rebounds		Fouls	TP	AS	TO	ST	Blocks		+/-		
			M/A	M/A			OR	DR						FF	FB		BS	BA
11	Alex Karaban	F	21:55	5-9	2-4	0-0	0	4	4	0	12	1	2	0	1	0	15	
21	Adama Sanogo	F	25:37	3-11	0-1	4-4	1	9	10	2	3	10	4	1	0	1	25	
2	Tristen Newton	G	29:05	2-7	0-3	4-6	2	5	7	2	6	8	3	1	0	0	26	
24	Jordan Hawkins	G	33:19	6-15	6-10	2-3	1	5	6	1	2	20	1	2	0	0	34	
44	Andre Jackson Jr.	G	31:16	4-9	0-2	0-0	6	3	9	2	0	8	10	0	0	0	31	
14	Nahiem Alleyne	F	16:23	3-5	1-2	2-1	0	0	0	3	1	6	0	1	1	0	3	
32	Dorovan Clingan	G	12:33	3-6	0-0	0-0	1	2	3	0	0	0	0	0	0	0	3	
3	Joyo Calcaterra	F	13:26	3-7	2-5	0-0	0	3	3	1	0	0	0	0	2	0	3	
5	Hassan Diarra	F	07:36	0-0	0-0	0-0	0	0	0	0	0	0	0	0	0	0	5	
35	Samson Johnson	F	03:02	0-0	0-0	0-0	1	1	2	0	0	0	0	0	0	0	-5	
13	Richie Springs	F	01:50	0-0	0-0	0-0	0	0	0	0	0	0	0	0	0	0	0	
20	Andrew Hurley	F	01:50	0-2	0-2	0-0	0	0	0	0	0	0	0	0	0	0	0	
33	Apostolos Roumoglou	F	01:50	1-1	0-0	0-0	1	0	1	0	0	2	0	0	0	0	0	
30	Yarin Hasson	G	00:09	0-0	0-0	0-0	0	0	0	0	0	0	0	0	0	0	0	
41	Emmett Hendry	G	00:09	0-0	0-0	0-0	0	0	0	0	0	0	0	0	0	0	0	
Team				30-72	11-31	11-14	13	35	48	18	12	62	21	8	3	5	1	28
Totals				30-72	11-31	11-14	13	35	48	18	12	62	21	8	3	5	1	28

Shooting By Period	
1st FG%	15-37 40.9%
2nd FG%	5-16 31.3%
3rd FG%	4-6 66.7%
4th FG%	15-35 42.9%
FT%	7-8 87.5%
3PT%	11-31 35.5%
GM FG%	30-72 41.7%
GM 3PT%	11-31 35.5%
FT%	11-14 78.6%

Dead Ball Rebounds: 1.0

Record: 29-8  
Technical Fouls: NONE

Gonzaga - 54

NO.	Name	Min	FG		3P	FT	Rebounds		Fouls	TP	AS	TO	ST	Blocks		+/-		
			M/A	M/A			OR	DR						FF	FB		BS	BA
2	Drew Timme	F	31:31	5-14	0-0	2-4	3	7	10	4	3	12	4	3	0	0	-12	
22	Anton Watson	F	24:15	3-4	0-1	0-4	1	5	6	1	2	6	1	1	0	1	-29	
0	Julian Strawther	G	32:44	4-15	0-6	3-3	6	6	1	5	11	1	1	0	0	1	-31	
11	Nolan Hickman	G	24:56	0-5	0-4	0-0	0	0	2	0	0	0	0	0	0	0	-11	
45	Rasir Bolton	G	19:43	2-7	1-3	1-2	0	2	2	1	2	6	1	0	0	0	-22	
5	Hunter Sallis	F	17:38	2-5	0-2	1-2	0	1	1	2	2	5	0	2	1	0	-9	
13	Malachi Smith	F	26:21	2-4	1-1	3-4	1	2	3	0	2	8	1	1	0	1	-16	
33	Ben Gregg	F	19:32	0-5	0-2	2-2	1	6	7	1	1	6	0	0	0	0	-10	
15	Ethan Reid	F	01:50	0-0	0-0	0-0	0	0	0	0	0	0	0	0	0	0	0	
55	Dominick Harris	F	01:50	0-1	0-0	0-0	1	1	1	0	0	0	0	0	0	0	0	
Team				20-60	2-20	12-22	9	31	40	12	18	54	13	9	2	1	5	-28
Totals				20-60	2-20	12-22	9	31	40	12	18	54	13	9	2	1	5	-28

Shooting By Period	
1st FG%	13-31 41.9%
2nd FG%	1-9 11.1%
3rd FG%	5-8 62.5%
4th FG%	7-29 24.1%
FT%	11-11 100%
3PT%	1-4 25.0%
GM FG%	20-60 33.3%
GM 3PT%	2-20 10.0%
FT%	12-22 54.5%

Dead Ball Rebounds: 6.0

Record: 31-6  
Technical Fouls: NONE

UCN		GON		Points from		UCN/GON		Period by Period Scoring		
Biggest lead	33 (2nd 3:48)	1 (1st 6:33)	Turnovers	9	8	1st	2nd	TOT	UCN	GON
Best Scoring Run	8 (2nd 18:58)	5 (2nd 1:50)	Paint	36	30	33	43	82	33	43
Lead Changes	4	0	Second Chance	12	9	3	4	7	3	4
Times Tied	4	0	Fast Breaks	14	5	3	22	54	3	22
Time with Lead	37:01	00:47	Bench	24	19	3	22	54	3	22

## NCAA CHAMPIONSHIP NATIONAL SEMIFINALS FINAL FOUR

### Game #38 - UConn 72, Miami 59 APRIL 1, 2023 - NRG Stadium, Houston Texas



Official Basketball Box Score - Final  
Miami (FL) at UConn  
04/01/23 NRG Stadium, Houston  
NCAA Division I Men's Basketball Championship - Final Four

Game Time: 8:16 PM  
Game Duration: 2:03  
Attendance: 70,860  
Officials: Doug Simons, Jeff Anderson, Roger Ayers

Miami (FL) - 59

NO.	Name	Min	FG		3P	FT	Rebounds		Fouls	TP	AS	TO	ST	Blocks		+/-		
			M/A	M/A			OR	DR						FF	FB		BS	BA
15	Norchad Omier	F	34:41	3-8	0-0	2-2	3	4	7	4	2	8	1	1	3	0	23	
2	Isiah Wong	G	34:53	4-10	2-4	5-5	0	1	1	1	4	15	2	3	2	0	20	
11	Jordan Miller	G	37:37	4-10	0-1	3-3	5	5	10	1	4	11	3	0	1	1	-15	
24	Nijel Pack	G	31:04	3-10	2-4	0-0	1	2	3	1	0	8	1	0	1	0	-9	
55	Wojda Poplar	G	16:51	0-7	0-4	0-0	0	2	2	0	0	0	0	0	0	0	-23	
4	Brenley Joseph	F	22:08	3-6	2-2	0-0	1	0	1	3	0	8	0	0	0	1	6	
5	Harford Beverly	F	11:19	3-5	1-2	0-0	0	2	2	2	0	7	1	0	1	0	3	
1	Anthony Walker	F	07:20	0-3	0-1	0-0	0	1	1	0	0	0	0	0	0	0	0	
0	AJ Casey	F	01:06	0-0	0-0	0-0	0	0	0	0	0	0	0	0	0	0	0	
3	Christian Watson	F	01:06	0-1	0-1	0-0	0	0	0	0	0	0	0	0	0	0	0	
13	Jakai Robinson	F	01:06	0-1	0-0	2-2	2	0	2	0	1	2	0	0	0	0	2	
10	Filippos Gkogkos	F	00:48	0-1	0-1	0-0	0	0	0	0	0	0	0	0	0	0	0	
Team				20-62	7-20	12-12	14	18	32	12	11	59	10	9	8	1	5	13
Totals				20-62	7-20	12-12	14	18	32	12	11	59	10	9	8	1	5	13

Shooting By Period	
1st FG%	9-36 25.0%
2nd FG%	11-26 42.3%
3rd FG%	4-10 40.0%
4th FG%	9-9 100%
GM FG%	20-62 32.3%
GM 3PT%	7-20 35.0%
FT%	12-12 100.0%

Dead Ball Rebounds: 0.1

Record: 28-8  
Technical Fouls: NONE

UConn - 72

NO.	Name	Min	FG		3P	FT	Rebounds		Fouls	TP	AS	TO	ST	Blocks		+/-	
			M/A	M/A			OR	DR						FF	FB		BS
11	Alex Karaban	F	33:30	3-8	2-6	0-1	2	7	9	1	1	8	2	2	1	0	24
21	Adama Sanogo	F	25:58	9-11	2-3	1-4	6	10	1	3	21	1	3	0	2	1	0
2	Tristen Newton	G	33:22	2-8	1-3	2-2	1	4	5	3	2	7	8	3	0	0	17
24	Jordan Hawkins	G	25:22	3-8	3-7	4-5	1	2	3	1	2	13	0	1	0	1	10
44	Andre Jackson Jr.	G	21:53	3-4	0-0	0-0	2	2	3	0	5	4	2	2	0	0	9
14	Nahiem Alleyne	F	21:25	4-11	0-5	0-0	2	0	2	0	0	8	3	1	0	0	4
3	Joyo Calcaterra	F	18:10	2-4	1-2	0-0	1	1	1	1	1	5	1	0	1	0	-2
32	Dorovan Clingan	G	12:57	2-3	0-0	1-1	3	3	6	0	3	4	0	0	0	1	4
5	Hassan Diarra	F	03:00	0-0	0-0	0-0	0	1	1	0	0	0	0	0	0	0	-4
20	Andrew Hurley	F	01:06	0-0	0-0	0-0	0	0	0	0	0	0	0	0	0	0	-2
33	Apostolos Roumoglou	F	01:06	0-0	0-0	0-0	0	0	0	0	0	0	0	0	0	0	-2
35	Samson Johnson	F	01:06	0-0	0-0	0-0	0	0	0	0	0	0	0	0	0	0	-2
13	Richie Springs	F	01:05	0-0	0-0	0-0	0	1	1	0	0	0	0	0	0	0	0
Team				28-57	9-26	7-13	13	28	41	11	12	72	19	15	5	1	13
Totals				28-57	9-26	7-13	13	28	41	11	12	72	19	15	5	1	13

Shooting By Period	
1st FG%	14-28 50.



# Dog Houses: Homes of the Huskies



**Opened:** January, 1990  
**Current capacity:** 10,167  
**UConn record:** 218-41 (.842)

## Gampel Pavilion Storrs



**Opened:** January, 1976  
**Current capacity:** 15,564  
**UConn record:** 289-106 (.732)

## XL Center Hartford





# Werth Family UConn Basketball Champions Center



The Werth Family UConn Basketball Champions Center opened its doors in October, 2014, giving the UConn men's and women's basketball programs one of the finest practice facilities in the country.

Built on the site of what was Memorial Stadium, the former on-campus home of the football Huskies, the Werth Family Champions Center is located on Jim Calhoun Way, adjacent to Gampel Pavilion and provides the UConn men's and women's basketball programs each with a place to call their own.

Built at an estimated cost of \$40 million, the 78,200-square foot facility consists of two massive and identical wings, containing practice courts, locker rooms, coaches' offices, athletic training rooms, strength and conditioning areas, areas for sports medicine, film rooms, fully-equipped academic study areas, dining areas, and is filled with memorabilia celebrating the two programs' combined 15 national championships and decades of success.

The practice courts for each team include one full-size court and two half-courts and a dedicated free throw shooting basket, equaling eight goals per court. A viewing balcony allows coaches and visitors to observe practices with ample space for video equipment to record practice sessions from an elevated position.







Team locker rooms are state-of-the-art, equipped with spacious individual lockers, each with a combination-lock slide-out closet to house valuables.

There are three meeting rooms in the building and each program has student lounges, featuring space to relax, socialize, play video games, or watch TV. There is a full dining area and buffet style serving area on the second floor, ensuring that the athletes get proper nutrition.

The sports medicine components include areas for testing, hydrotherapy, treatment and taping, doctor's office,

and state-of-the-art rehab equipment.

The spacious academic area includes numerous computer-equipped study stations as well as private academic counseling rooms.

Combining with The Burton Family Football Complex and Mark R. Shenkman Training Center, just a short walk away, the Werth Family UConn Basketball Champions Center gives the University of Connecticut on-campus practice and training facilities for football and men's and women's basketball that rank among the finest in the nation.





# UConn Men's Basketball On The Air

## RADIO COVERAGE



### 97.9 FM ESPN (Hartford)

WAVZ 1300 AM (New Haven)  
 WINE 940 AM (Danbury)  
 WGCH 1490 AM (Greenwich)

WICC 600 AM (Bridgeport)  
 WATR 1320 AM (Waterbury)  
 WILI 1400 AM (Willimantic)



MIKE CRISPINO



WAYNE NORMAN

Satellite Radio: SIRIUS, XM

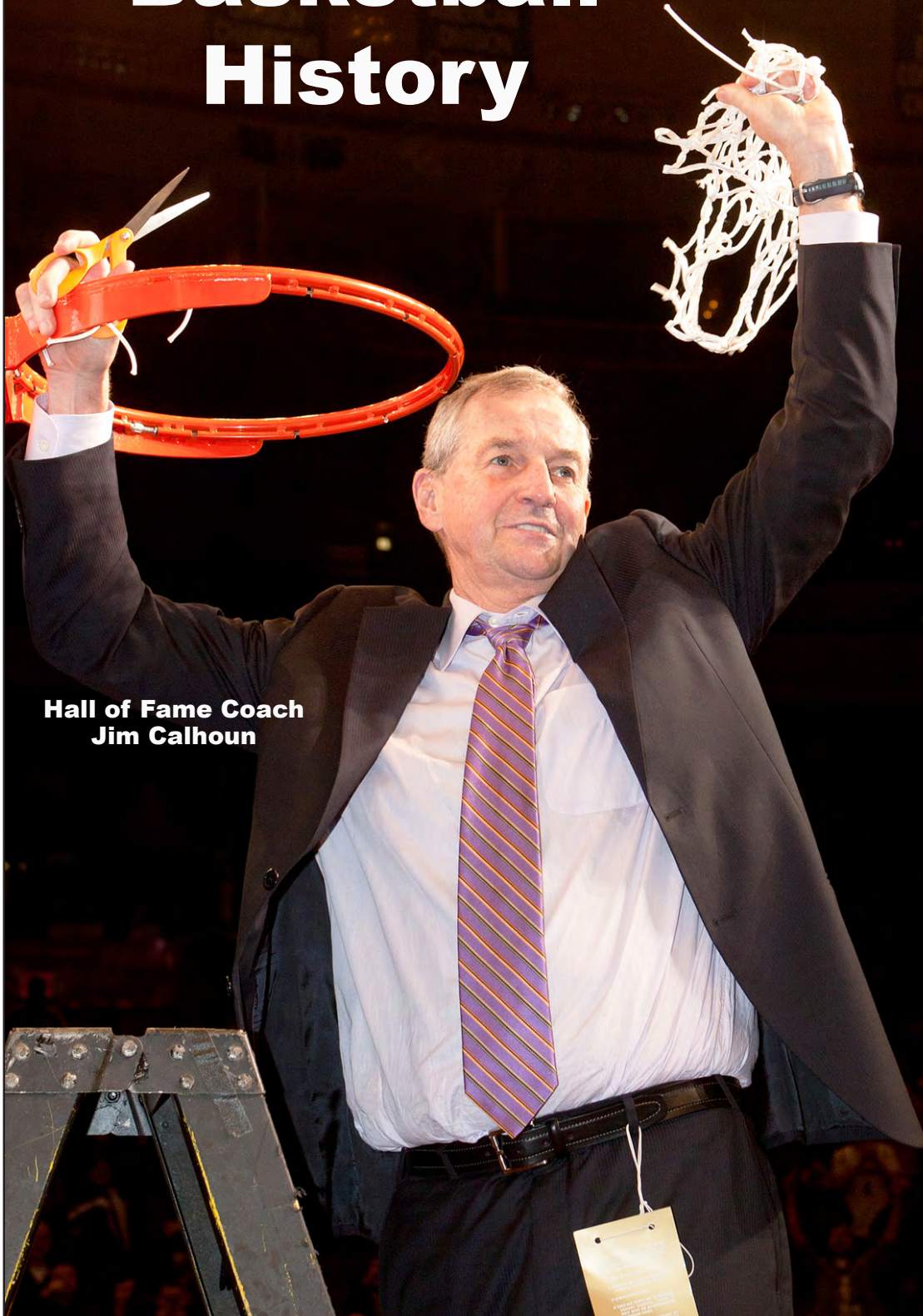
Westwood One

## TELEVISION COVERAGE





# Connecticut Basketball History



Hall of Fame Coach  
Jim Calhoun

1999



NATIONAL  
CHAMPIONS

2004



NATIONAL  
CHAMPIONS

2011



NATIONAL  
CHAMPIONS

2014



NATIONAL  
CHAMPIONS

2023




NATIONAL  
CHAMPIONS



ALL-TIME HEAD COACHES

UConn Basketball  
All-Time  
Head Coaches



**HUGH GREER**  
1946-63  
287-113 (.718)



**DEE ROWE**  
1969-77  
120-88 (.577)



**JIM CALHOUN**  
1986-2012  
625-243 (.720)

Years	Coach	W	L	PCT.
Pre-1915	No Coach	45	44	.506
1915-19	John F. Donahue	11	23	.324
1919-21	M.R. Swartz	14	14	.500
1921-22	J.W. Tasker	15	5	.750
1922-23	Roy J. Guyer	8	6	.571
1923-27	Sumner A. Dole	39	25	.609
1927-31	Louis A. Alexander	35	19	.648
1931-36	John J. Heldman, Jr.	19	42	.311
1935-36	J.O. Christian (Interim)	3	10	.231
1936-45	Don White	94	59	.614
1945-46	Blair Gullion	14	7	.667
1946-63	Hugh S. Greer	287	113	.718
1963	George Wigton (Interim)	11	4	.733
1963-67	Fred A. Shabel	72	29	.713
1967-69	Burr Carlson	16	32	.333
1969-77	Donald "Dee" Rowe	120	88	.577
1977-86	Dom Perno	139	114	.549
1986-12	James Calhoun	625	243	.720
2012-18	Kevin Ollie	127	79	.617*
*64 games vacated during 2016-17, 2017-18; official NCAA record 97-45				
2018-23	Dan Hurley	104	55	.654
<b>Totals</b>		<b>1798</b>	<b>1011</b>	<b>.640*</b>
*64 games vacated during 2016-17, 2017-18; official NCAA record 1768-977 (.644)				

UConn Basketball All-Time Assistant Coaches

Greg Ashford (8 seasons)	85-86, 84-85, 83-84, 82-83, 81-82, 80-81, 79-80, 78-79
Fred Barakat (1 season)	69-70
Steven F. Bell (4 seasons)	75-76, 74-75, 73-74, 72-73
George Blaney (12 seasons)	12-13, 11-12, 10-11, 09-10, 08-09, 07-08, 06-07, 05-06, 04-05, 03-04, 02-03, 01-02
Don Burns (1 season)	60-61
Bill Cardarelli (1 season)	86-87
Burr Carlson (3 seasons)	66-67, 65-66, 64-65
Raphael Chillioux (1 season)	17-18
Jack Coniam (2 seasons)	68-69, 67-68
James Connors (1 season)	49-50
Howie Dickenman (14 seasons)	95-96, 94-95, 93-94, 92-93, 91-92, 90-91, 89-90, 88-89, 87-88, 86-87, 85-86, 84-85, 83-84, 82-83
Kevin Freeman (1 season)	20-21
Bill Gaertner (1 season)	71-72
Hugh Greer (1 season)	46-47
Karl Hobbs (12 seasons)	15-16, 14-15, 13-14, 12-13, 00-01, 99-00, 98-99, 97-98, 96-97, 95-96, 94-95, 93-94
Charles Hovarth (2 seasons)	48-49, 47-48
Kenya Hunter (3 seasons)	19-20, 18-19
Billy Kalbaugh (1 season)	70-71
Dwayne Killings (2 seasons)	17-18, 16-17
Andre LaFleur (7 seasons)	10-11, 09-10, 08-09, 07-08, 06-07, 05-06, 04-05
Dave Leitao (14 seasons)	01-02, 00-01, 99-00, 98-99, 97-98, 96-97, 93-94, 92-93, 91-92, 90-91, 89-90, 88-89, 87-88, 86-87
Mike McKay (1 season)	83-84
Glen Miller (13 seasons)	16-17, 15-16, 14-15, 13-14, 12-13, 11-12, 92-93, 91-92, 90-91, 89-90, 88-89, 87-88, 86-87
Ricky Moore (5 seasons)	17-18, 16-17, 15-16, 14-15, 13-14
Tom Moore (19 seasons)	23-24, 22-23, 21-22, 20-21, 19-20, 18-19, 06-07, 05-06, 04-05, 03-04, 02-03, 01-02, 00-01, 99-00, 98-99, 97-98, 96-97, 95-96, 94-95
Luke Murray (3 seasons)	23-24, 22-23, 21-22
Charles Muzikevik (1 season)	49-50
Jim O'Brien (5 seasons)	81-82, 80-81, 79-80, 78-79, 77-78
Kevin Ollie (2 seasons)	11-12, 10-11
Dom Perno (5 seasons)	76-77, 75-76, 74-75, 73-74, 72-73
Arthur A. Perry (2 seasons)	77-78, 76-77
Steve Pikiell (1 season)	91-92
Nick Rodis (8 seasons)	61-62, 60-61, 59-60, 58-59, 57-58, 56-57, 55-56, 54-55
Patrick Sellers (3 seasons)	09-10, 08-09, 07-08
Steve Siegrist (4 seasons)	85-86, 84-85, 83-84, 82-83
Bob Staak (2 seasons)	73-74, 72-73
Dick Stewart (1 season)	69-70
Bill Stuart (4 seasons)	82-83, 81-82, 80-81, 79-80
Dan Switchenko (1 season)	74-75
Jim Valvano (2 seasons)	71-72, 70-71
Clyde Vaughan (2 seasons)	03-04, 02-03
Stan Ward (2 seasons)	53-54, 52-53
George L. Wigton (3 seasons)	63-64, 62-63, 61-62
Scott Wissell (2 seasons)	90-91, 89-90
Paul White (1 season)	52-53
Ted Woodward (3 seasons)	88-89, 87-88, 86-87
Kimani Young (6 seasons)	23-24, 22-23, 21-22, 20-21, 19-20, 18-19

\*-- list includes assistant coaches from 1946-47 through present.



## YEAR-BY-YEAR TEAM RECORDS

Year	Head Coach	Overall Record	Conference Record	Home Record	Away Record	Neutral Record	UC Pts. Scored	Opp.Pts Scored	Post Season
1900-01	No Coach	1-0	NA	NA	NA	NA	17	12	--
1901-02	No Coach	5-5	NA	NA	NA	NA	303	231	--
1902-03	No Coach	5-2	NA	NA	NA	NA	121	121	--
1903-04	No Coach	6-3	NA	NA	NA	NA	277	211	--
1904-05	No Coach	3-3	NA	NA	NA	NA	256	228	--
1905-06	No Coach	6-3	NA	NA	NA	NA	549	268	--
1906-07	No Coach	5-7	NA	NA	NA	NA	428	354	--
1907-08	No Coach	6-9	NA	NA	NA	NA	276	401	--
1908-09	No Coach								
1909-10	No Coach								
1910-11	No Coach	1-2	NA	NA	NA	NA	82	98	--
1911-12	No Coach	6-3	NA	NA	NA	NA	244	192	--
1912-13	No Coach	0-3	NA	NA	NA	NA	44	150	--
1913-14	No Coach								
1914-15	No Coach	1-4	NA	NA	NA	NA	96	118	--
1915-16	John F. Donahue	5-3	NA	NA	NA	NA	269	184	--
1916-17	John F. Donahue	4-6	NA	NA	NA	NA	256	279	--
1917-18	John F. Donahue	1-6	NA	NA	NA	NA	163	240	--
1918-19	John F. Donahue	1-8	NA	NA	NA	NA	247	333	--
1919-20	M.R. Schwartz	7-5	NA	NA	NA	NA	397	307	--
1920-21	M.R. Schwartz	7-9	NA	NA	NA	NA	412	426	--
1921-22	J.W. Tasker	15-4	NA	NA	NA	NA	543	472	--
1922-23	J.W. Tasker/Roy Guyer	8-7	NA	NA	NA	NA	429	433	--
1923-24	Sumner A. Dole	4-8	NA	NA	NA	NA	302	326	--
1924-25	Sumner A. Dole	10-4	NA	NA	NA	NA	468	329	--
1925-26	Sumner A. Dole	11-3	NA	NA	NA	NA	496	402	--
1926-27	Sumner A. Dole	9-7	NA	NA	NA	NA	515	479	--
1927-28	Louis A. Alexander	11-3	NA	NA	NA	NA	520	402	--
1928-29	Louis A. Alexander	11-6	NA	NA	NA	NA	557	504	--
1929-30	Louis A. Alexander	8-7	NA	NA	NA	NA	451	409	--
1930-31	Louis Alexander/Sumner A. Dole	10-6	NA	NA	NA	NA	525	469	--
1931-32	John J. Heldman, Jr.	3-11	NA	NA	NA	NA	367	499	--
1932-33	John J. Heldman, Jr.	4-12	NA	NA	NA	NA	449	519	--
1933-34	John J. Heldman, Jr.	5-10	NA	NA	NA	NA	458	514	--
1934-35	John J. Heldman, Jr.	7-8	NA	NA	NA	NA	512	515	--
1935-36	John Heldman/J.O. Christian	3-11	NA	NA	NA	NA	479	649	--
1936-37	Don White	11-7	NA	NA	NA	NA	783	691	--
1937-38	Don White	13-5	NA	NA	NA	NA	954	816	--
1938-39	Don White	12-6	NA	NA	NA	NA	857	850	--
1939-40	Don White	9-7	NA	NA	NA	NA	927	795	--
1940-41	Don White	14-2	NA	NA	NA	NA	968	712	--
1941-42	Don White	12-5	NA	NA	NA	NA	952	796	--
1942-43	Don White	8-7	NA	NA	NA	NA	839	750	--
1943-44	Don White	10-9	NA	NA	NA	NA	955	906	--
1944-45	Don White	5-11	NA	NA	NA	NA	780	862	--
1945-46	Blair Gullion	11-6	NA	NA	NA	NA	826	707	--
1946-47	Blair Gullion/Hugh S. Greer	16-2	NA	NA	NA	NA	1214	798	--
1947-48	Hugh S. Greer	17-6	NA	NA	NA	NA	1297	1083	--
1948-49	Hugh S. Greer	19-6	NA	NA	NA	NA	1458	1223	--
1949-50	Hugh S. Greer	17-8	NA	11-3	6-5	0-0	1651	1417	--
1950-51	Hugh S. Greer	22-4	NA	11-2	11-2	0-0	1742	1454	NCAA
1951-52	Hugh S. Greer	20-7	NA	12-2	8-5	0-0	1814	1604	--
1952-53	Hugh S. Greer	17-4	NA	11-1	6-3	0-0	1664	1377	--
1953-54	Hugh S. Greer	23-3	NA	11-0	10-2	2-1	2147	1721	NCAA
1954-55	Hugh S. Greer	20-5	NA	10-2	10-2	0-1	2252	1834	NIT
1955-56	Hugh S. Greer	17-11	NA	8-4	6-5	3-2	2333	2228	NCAA
1956-57	Hugh S. Greer	17-8	NA	7-5	8-2	2-1	2183	1901	NCAA
1957-58	Hugh S. Greer	17-10	NA	11-6	4-2	2-2	2191	1914	NCAA
1958-59	Hugh S. Greer	17-7	NA	9-3	7-3	1-1	1650	1504	NCAA
1959-60	Hugh S. Greer	17-9	NA	12-2	5-6	0-1	1910	1717	NCAA
1960-61	Hugh S. Greer	11-13	NA	8-2	3-9	0-2	1828	1872	--
1961-62	Hugh S. Greer	16-8	NA	12-3	4-5	0-0	1827	1695	--
1962-63	Hugh S. Greer/George Wigton	18-7	NA	10-2	8-4	0-1	1938	1638	NCAA
1963-64	Fred A. Shabel	16-11	NA	9-3	6-6	2-1	1776	1604	NCAA
1964-65	Fred A. Shabel	23-3	NA	12-1	10-0	1-2	2212	1729	NCAA
1965-66	Fred A. Shabel	16-8	NA	8-3	8-5	0-0	2022	1708	--
1966-67	Fred A. Shabel	17-7	NA	13-2	4-4	0-1	1944	1678	NCAA
1967-68	Burr Carlson	11-13	NA	7-5	4-7	0-1	1699	1658	--
1968-69	Burr Carlson	5-19	NA	5-7	0-12	0-0	1839	2090	--
1969-70	Donald "Dee" Rowe	14-9	NA	7-3	7-4	0-2	1802	1783	--
1970-71	Donald "Dee" Rowe	10-14	NA	6-5	3-8	1-1	1883	1952	--
1971-72	Donald "Dee" Rowe	8-17	NA	6-8	2-8	0-1	1774	1853	--
1972-73	Donald "Dee" Rowe	15-10	NA	8-4	7-6	0-0	2024	1953	--
1973-74	Donald "Dee" Rowe	19-8	NA	10-2	7-4	2-2	2057	1914	NIT
1974-75	Donald "Dee" Rowe	18-10	NA	11-2	6-3	1-5	2207	2108	NIT
1975-76	Donald "Dee" Rowe	19-10	NA	8-4	7-4	4-2	2320	2169	NCAA
1976-77	Donald "Dee" Rowe	17-10	NA	12-4	4-4	1-2	1962	1900	--
1977-78	Dominic "Dom" Perno	11-15	NA	9-5	2-8	0-2	1759	1844	--
1978-79	Dominic "Dom" Perno	21-8	NA	12-1	5-5	4-2	2281	2120	NCAA
1979-80	Dominic "Dom" Perno	20-9	3-3	14-3	4-5	2-1	2164	2028	NIT
1980-81	Dominic "Dom" Perno	20-9	8-6	11-4	9-4	0-1	2017	1835	NIT
1981-82	Dominic "Dom" Perno	17-11	7-7	10-3	7-7	0-1	1896	1780	NIT
1982-83	Dominic "Dom" Perno	12-16	5-11	6-7	5-8	1-1	1975	2003	--
1983-84	Dominic "Dom" Perno	13-15	5-11	9-6	4-8	0-1	1992	2008	--
1984-85	Dominic "Dom" Perno	13-15	6-10	10-7	3-7	0-1	1991	1993	--
1985-86	Dominic "Dom" Perno	12-16	3-13	9-6	3-9	0-1	1913	1941	--

## YEAR-BY-YEAR TEAM RECORDS

Year	Head Coach	Overall Record	Conference Record	Home Record	Away Record	Neutral Record	UC Pts. Scored	Opp.Pts Scored	Post Season
1986-87	James A. Calhoun	9-19	3-13	7-9	2-9	0-1	1740	1921	--
1987-88	James A. Calhoun	20-14	4-12	12-6	5-7	3-1	2374	2239	NIT
1988-89	James A. Calhoun	18-13	6-10	14-4	4-8	0-1	2255	2058	NIT
1989-90	James A. Calhoun	31-6	12-4	17-1	8-4	6-2	2926	2446	NCAA
1990-91	James A. Calhoun	20-11	9-7	12-4	6-5	2-2	2271	2023	NCAA
1991-92	James A. Calhoun	20-10	10-8	14-2	5-6	1-2	2371	2133	NCAA
1992-93	James A. Calhoun	15-13	9-9	10-6	5-5	0-2	2113	2011	NIT
1993-94	James A. Calhoun	29-5	16-2	15-0	9-2	5-3	2888	2333	NCAA
1994-95	James A. Calhoun	28-5	16-2	14-1	8-2	6-2	2837	2455	NCAA
1995-96*	James A. Calhoun	30-2	17-1	15-0	10-1	5-1	2890	2265	NCAA
1996-97	James A. Calhoun	18-15	7-11	12-7	4-5	2-3	2170	2010	NIT
1997-98	James A. Calhoun	32-5	15-3	17-0	7-3	8-2	2836	2363	NCAA
1998-99	James A. Calhoun	34-2	16-2	13-2	11-0	10-0	2781	2207	NCAA
1999-00	James A. Calhoun	25-10	10-6	13-3	6-4	6-3	2485	2152	NCAA
2000-01	James A. Calhoun	20-12	8-8	16-2	1-8	3-2	2348	2185	NIT
2001-02	James A. Calhoun	27-7	13-3	13-2	7-3	7-2	2646	2354	NCAA
2002-03	James A. Calhoun	23-10	10-6	14-2	5-6	4-2	2622	2351	NCAA
2003-04	James A. Calhoun	33-6	12-4	17-1	6-4	10-1	3073	2493	NCAA
2004-05	James A. Calhoun	23-8	13-3	14-3	7-3	2-2	2419	2072	NCAA
2005-06	James A. Calhoun	30-4	14-2	16-0	8-2	6-2	2781	2283	NCAA
2006-07	James A. Calhoun	17-14	6-10	15-5	2-8	0-1	2181	1938	--
2007-08	James A. Calhoun	24-9	13-5	16-1	7-4	1-4	2556	2266	NCAA
2008-09	James A. Calhoun	31-5	15-3	14-2	9-1	8-2	2819	2313	NCAA
2009-10	James A. Calhoun	18-16	7-11	15-4	2-9	1-3	2380	2266	NIT
2010-11	James A. Calhoun	32-9	9-9	13-4	5-5	14-0	2967	2659	NCAA
2011-12	James A. Calhoun	20-14	8-10	13-4	3-7	4-3	2336	2193	NCAA
2012-13	Kevin J. Ollie	20-10	10-8	13-3	4-5	3-2	2096	1962	--
2013-14	Kevin J. Ollie	32-8	12-6	15-3	7-4	10-1	2873	2529	NCAA
2014-15	Kevin J. Ollie	20-15	10-8	11-5	4-7	5-3	2243	2101	NIT
2015-16	Kevin J. Ollie	25-11	11-7	14-3	6-4	5-4	2631	2285	NCAA
2016-17#	Kevin J. Ollie	16-17	9-9	8-6	4-8	4-3	2220	2189	--
2017-18@	Kevin J. Ollie	14-18	7-11	11-5	2-9	1-4	2181	2340	--
2018-19	Dan Hurley	16-17	6-12	13-5	1-8	2-4	2436	2354	--
2019-20	Dan Hurley	19-12	10-8	14-3	3-7	2-2	2258	2078	\$\$
2020-21	Dan Hurley	15-8	11-6	7-3	6-3	2-2	1650	1485	NCAA
2021-22	Dan Hurley	23-10	13-6	14-2	5-5	4-3	2469	2155	NCAA
2022-23	Dan Hurley	31-8	13-7	15-2	6-5	10-1	3064	2501	NCAA

\* -- NCAA Tournament games (2-1) vacated

# -- 33 games vacated; official NCAA record 0-0

@ -- 31 games vacated; official NCAA record 0-1

\$\$ -- Postseason canceled due to global health pandemic (Coronavirus)

ALL-TIME RESULTS

2022-23

Head Coach: Dan Hurley  
 31-8 overall, 13-7 BIG EAST Conference  
 15-2 home, 6-5 away, 10-1 neutral  
 NCAA National Champions  
 Phil Knight Invitational Champions

Date	Opponent	AP Rank UC	Opp.	Att.	TV	Score
11/7	Stonehill (XL)	ARV		9,116	Fox App	W, 85-54
11/11	Boston U. (GP)	ARV		9,156	FS2	W, 86-57
11/15	Buffalo (XL)	25		10,112	CBS SN	W, 84-64
11/18	UNC Wilmington (GP)	25		7,766	FS2	W, 86-50
11/20	Delaware St. (XL)	25		9,442	FS1	W, 95-60
11/24	vs. Oregon &	20		---	ESPN2	W, 83-59
11/25	vs. Alabama & ^	20	18	---	ESPN2	W, 82-67
11/27	vs. Iowa St. &	20		5,005	ESPN	W, 71-53
12/1	Oklahoma St. \$ (GP)	8		10,167	FS1	W, 74-64
12/7	at Florida	5		9,046	ESPN2	W, 75-54
12/10	LIU (GP)	5		10,167	FS1	W, 114-61
12/17	at Butler	3		8,283	FS1	W, 68-46
12/20	Georgetown (GP)	2		10,167	FS1	W, 84-73
12/28	Villanova (XL)	2		15,564	FS1	W, 74-66
12/31	at Xavier	2	22	10,565	FOX	L, 73-83
1/4	at Providence	4	ARV	12,400	FS1	L, 61-73
1/7	Creighton (GP)	4	ARV	10,167	FOX	W, 69-60
1/11	at Marquette	6	25	15,116	CBS SN	L, 76-82
1/15	St. John's (XL)	6		15,564	FS1	L, 74-85
1/18	at Seton Hall	15		9,710	FS1	L, 66-67
1/22	Butler (XL)	15		15,564	FOX	W, 86-56
1/25	Xavier (GP)	19	13	10,167	FS1	L, 79-82
1/31	at DePaul	24		3,956	FS1	W, 90-76
2/4	at Georgetown	24		10,621	FS1	W, 68-62
2/7	Marquette (XL)	21	10	15,564	FS1	W, 87-72
2/11	at Creighton	21	23	18,286	FOX	L, 53-56
2/18	Seton Hall (GP)	20	18	10,167	FOX	W, 64-55
2/22	Providence (GP)	18	20	10,167	FS1	W, 87-69
2/25	at St. John's (MSG)	18		12,241	CBS	W, 95-86
3/1	DePaul (XL)	14		15,564	CBS SN	W, 88-59
3/4	at Villanova	14		16,254	FOX	W, 71-59
3/9	vs. Providence*	11	ARV	19,812	FS1	W, 73-66
3/10	vs. Marquette*	11	6	19,812	FS1	L, 68-70
3/17	vs. Iona#	10		14,010	TBS	W, 87-63
3/19	vs. Saint Mary's#	10	19	---	TNT	W, 70-55
3/23	vs. Arkansas##	10		18,544	CBS	W, 88-65
3/25	vs. Gonzaga##	10	9	18,119	TBS	W, 82-54
4/1	vs. Miami###	10	16	73,860	CBS	W, 72-59
4/3	vs. San Diego St.###	10	18	72,423	CBS	W, 76-59

& Phil Knight Invitational, Moda Center, Portland, Ore.  
 & ^ Phil Knight Invitational, Veterans Memorial Coliseum, Portland, Ore.  
 \$ BIG EAST-Big 12 Battle  
 \* BIG EAST Tournament, Madison Square Garden, New York, N.Y.  
 # NCAA Tournament, 1st and 2nd Rounds, MVP Arena, Albany, N.Y.  
 ## NCAA Tournament West Regional, T-Mobile Arena, Las Vegas, Nev.  
 ### NCAA Tournament Final Four, NRG Stadium, Houston, Texas

2021-22

Head Coach: Dan Hurley  
 23-10 overall, 13-6 BIG EAST Conference  
 14-2 home, 5-5 away, 4-3 neutral  
 NCAA Tournament First Round

Date	Opponent	AP Rank UC	Opp.	Att.	TV	Score
11/09	Central Conn. (GP)	24		10,167	FS1	W, 99-48
11/13	Coppin State (XL)	24		9,690	FS2	W, 89-54
11/17	Long Island (GP)	23		8,481	FS2	W, 93-40
11/20	Binghamton (XL)	23		9,335	FS1	W, 87-63
11/24	vs. Auburn &	22	19	1,174	ESPN	W, 115-109 2ot
11/25	vs. Michigan St. &	22	ARV	1,173	ESPN	L, 60-64
11/26	vs. VCU &	22		673	ESPN2	W, 70-63 ot
11/30	UMES (XL)	17		8,782	CBS SN	W, 72-63
12/4	Grambling St. (GP)	17		9,159	FS2	W, 88-59
12/8	at West Virginia \$	15		12,045	ESPN2	L, 53-56
12/11	vs. St. Bonaventure %	15	ARV	9,236	ESPN2	W, 74-64

12/18	Providence (XL)	20	ARV	15,564	FOX	L, 53-57
12/21	at Marquette	ARV		12,569	FS1	W, 78-70
12/28	at Xavier	ARV	23			Postponed to 2/11
1/1	Butler (XL)	ARV				Postponed to 1/18
1/8	at Seton Hall	ARV	24	10,977	FOX	L, 87-90 ot
1/12	St. John's (GP)	ARV		6,671	FS1	W, 86-78 ot
1/15	at Providence	ARV				Canceled
1/18	Butler (XL)	25		11,538	FS1	W, 76-59
1/20	at Butler	25		6,797	FS1	W, 75-56
1/25	Georgetown (GP)	20		7,429	CBS SN	W, 96-73
1/29	at DePaul	20		4,376	FS1	W, 57-50
1/31	Creighton (XL)	17		10,443	FS1	L, 55-59
2/5	at Villanova	17	12	19,786	FOX	L, 74-85
2/8	Marquette (XL)	24	18	12,188	FS1	W, 80-72
2/11	at Xavier	24	25	10,388	FS1	L, 68-74
2/13	at St. John's (MSG)	24		6,567	FOX	W, 63-60
2/16	Seton Hall (GP)	24		10,167	CBS SN	W, 70-65
2/19	Xavier (GP)	24	ARV	10,167	FOX	W, 72-61
2/22	Villanova (XL)	21	8	15,564	FS1	W, 71-69
2/27	at Georgetown	21		7,114	CBS	W, 86-77
3/2	at Creighton	18		17,126	FS1	L, 62-64
3/5	DePaul (GP)	18		10,167	FOX	W, 75-68
3/10	vs. Seton Hall*	20	ARV	19,812	FS1	W, 62-52
3/11	vs. Villanova*	20	8	19,812	FS1	L, 60-63
3/17	vs. New Mexico St. #	21		16,194	TNT	L, 63-70

& Battle 4 Atlantis, Paradise Island, Bahamas  
 \$ BIG EAST-Big 12 Battle, Morgantown, WVa.  
 % Never Forget Tribute Classic, Prudential Center, Newark, N.J.  
 \* BIG EAST Tournament, Madison Square Garden, New York, N.Y.  
 # NCAA Tournament, 1st Round, KeyBank Center, Buffalo, N.Y.

2020-21

Head Coach: Dan Hurley  
 15-8 overall, 11-6 BIG EAST Conference  
 7-3 home, 6-3 away, 2-2 neutral  
 NCAA Tournament First Round

Date	Opponent	AP Rank UC	Opp.	Att.	TV	Score
11/25	Central Conn. (GP)	ARV		125	FS1	W, 102-75
11/27	Hartford (GP)	ARV		---	CBS SN	W, 69-57
12/1	vs. Vanderbilt &	ARV		---	ESPN2	Canceled
12/3	vs. S. California &	ARV		---	ESPN	W, 61-58
12/5	vs. N. Carolina St. (MSA) ARV	ARV		---	ESPN2	Canceled
12/11	St. John's (GP)	ARV		---	FS1	Postponed
12/13	at Georgetown	ARV		---	FS1	Postponed
12/17	at Providence	ARV		---	FS1	Postponed
12/20	Creighton (GP)	ARV	9	---	FS1	L, 74-76 ot
12/23	at DePaul	ARV		---	FS1	Postponed
12/30	DePaul (GP)	ARV		---	CBS SN	W, 82-61
1/5	at Marquette	ARV		---	FS1	W, 65-54
1/9	at Butler	ARV		1,879	CBS SN	W, 72-60
1/11	at DePaul	25		---	FS1	W, 60-53
1/15	Villanova (GP)	25		---	FS1	Postponed
1/18	St. John's (GP)	23		---	FOX	L, 70-74
1/20	Xavier (GP)	23		---	CBS SN	Postponed
1/23	at Creighton	23	11	1,839	FOX	L, 66-74
1/26	Butler (GP)	ARV		---	FS1	W, 63-51
1/28	Villanova (GP)	ARV	3	---	FS1	Postponed
1/31	at St. John's	ARV		---	FOX	Postponed
2/6	Seton Hall (GP)	ARV		---	FOX	L, 73-80
2/10	at Providence	ARV		---	FS1	L, 59-70
2/13	at Xavier	ARV	922	---	FOX	W, 80-72
2/16	Providence (GP)	ARV		---	FS1	W, 73-61
2/20	at Villanova	10		---	FOX	L, 60-68
2/23	at Georgetown	ARV		---	FS1	W, 70-57
2/27	Marquette (GP)	ARV		---	FOX	W, 80-62
3/3	at Seton Hall	ARV		1,756	FS1	W, 69-58
3/6	Georgetown (GP)	ARV		---	CBS	W, 98-82
3/11	vs. DePaul *	ARV		824	FS1	W, 94-60
3/12	vs. Creighton *	ARV	17	824	FS1	L, 56-59
3/20	vs. Maryland #	ARV		---	CBS	L, 54-63

& Legends Classic, Mohegan Sun Arena, Uncasville, Conn.

\* BIG EAST Tournament, Madison Square Garden, New York, N.Y.  
 # NCAA Tournament, First Round, Mackey Arena, West Lafayette, Ind.

2019-20

Head Coach: Dan Hurley  
 19-12 overall, 10-8 American Athletic Conference  
 14-3 home, 3-7 away, 2-2 neutral

Date	Opponent	AP Rank UC	Opp.	Att.	TV	Score
11/08	Sacred Heart (GP)			10,167	SNY	W, 89-67
11/13	St. Joseph's (GP)			4,081	CBS SN	L, 87-96
11/17	Florida (GP)	15		10,167	ESPN	W, 62-59
11/21	vs. Buffalo &			4,003	ESPN2	W, 79-68
11/22	vs. Xavier &	18		4,416	ESPN2	L, 74-75 2ot
11/24	vs. Miami &			3,122	ESPN2	W, 80-55
12/1	Maine (GP)			7,129	SNY	W, 64-40
12/4	Iona (GP)			9,909	SNY	W, 80-62
12/10	Indiana \$	ARV		10,945	ESPN	L, 54-57
12/18	Saint Peter's (XL)			7,514	SNY	W, 66-56
12/22	New Hampshire (XL)			9,374	SNY	W, 88-62
12/29	NJIT (XL)			10,507	SNY	W, 69-47
1/1	at Cincinnati			10,833	CBS SN	L, 51-67
1/4	at USF			4,694	ESPN2	L, 60-75
1/8	Tulane (GP)			5,721	CBS SN	W, 67-61
1/12	Wichita State (XL)	23		13,281	CBS SN	L, 86-89 2ot
1/18	at Villanova	14		16,723	FS1	L, 55-61
1/23	at Houston	25		7,035	ESPN2	L, 59-63
1/26	Tulsa (XL)			10,509	CBS SN	L, 75-79 ot
1/29	Temple (GP)			7,886	ESPN2	W, 78-63
2/1	at Memphis	ARV		16,240	CBS	L, 63-70
2/6	at Tulsa	ARV		4,630	ESPN2	W, 72-56
2/9	Cincinnati (GP)			9,409	CBS SN	W, 72-71 ot
2/12	at SMU			4,249	ESPN2	L, 75-79
2/16	Memphis (XL)			15,564	ESPN	W, 64-61
2/20	at Temple			6,604	ESPN2	L, 89-93 2ot
2/23	USF (GP)			9,524	CBS SN	W, 78-71
2/26	UCF (XL)			9,480	ESPN2	W, 81-65
2/29	at East Carolina			5,003	ESPN2	W, 84-63
3/5	Houston (GP)	21		10,167	CBS SN	W, 77-71
3/8	at Tulane			1,897	ESPN2	W, 80-76
3/12-15	**					

& Charleston Classic, TD Arena, Charleston, S.C.  
 \$ Jimmy V Classic, Madison Square Garden, New York, N.Y.  
 \*\* American Athletic Conference Championship (Dickies Arena, Fort Worth, Texas) cancelled due to global pandemic.

2018-19

Head Coach: Dan Hurley  
 16-17 overall, 6-12 American Athletic Conference  
 13-5 home, 1-8 away, 2-4 neutral

Date	Opponent	AP Ranking UC	Opp.	Att.	TV	Score
11/08	Morehead State (GP) \$			10,167	SNY	W, 80-70
11/11	UMKC (GP) \$			7,261	SNY	W, 94-66
11/15	vs. Syracuse &	15		14,417	ESPN2	W, 83-76
11/16	vs. Iowa &			10,909	ESPN2	L, 72-91
11/20	Cornell (XL)			7,328	SNY	W, 91-74
11/24	New Hampshire (XL)			8,351	SNY	W, 91-66
11/27	UMass-Lowell (GP)			5,507	SNY	W, 97-75
12/2	Arizona (XL)			14,6032	ESPN2	L, 72-76
12/5	Lafayette (XL)			6,928	ESPN2	W, 90-63
12/8	vs. Florida State %	11		7,142	ESPN2	L, 71-79
12/15	Manhattan (GP)			6,259	SNY	W, 61-46
12/18	Drexel (XL)			6,951	SNY	W, 97-65
12/22	vs. Villanova (MSG)	ARV		16,027	CBS	L, 58-81
1/2	at USF			3,429	CBS SN	L, 68-76
1/5	UCF (XL)			10,541	ESPN2	L, 53-65
1/10	SMU (GP)			6,538	CBS SN	W, 76-64
1/12	at Cincinnati			11,375	ESPN2	L, 72-74 ot
1/16	at Tulsa			3,798	ESPN2	L, 83-89
1/19	Tulane (GP)			7,437	CBS SN	W, 87-71
1/26	Wichita State (GP)			10,167	CBS SN	W, 80-60
1/31	at UCF			5,016	ESPN2	L, 67-73



ALL-TIME RESULTS

2/3	ECU (XL)		8,873	ESPNews	W, 76-52
2/6	at Temple		6,129	CBS SN	L, 63-81
2/10	at Memphis		17,162	CBS SN	L, 71-78
2/14	Houston (XL)	9	10,095	ESPN	L, 63-71
2/22	at SMU		5,856	ESPN2	L, 59-77
2/24	Cincinnati (XL)	ARV	11,904	ESPN	L, 60-64
2/28	at Wichita State		10,026	ESPN2	L, 63-65
3/3	USF (GP)		9,034	CBS SN	W, 60-58
3/7	Temple (GP)		7,790	CBS SN	L, 71-78
3/10	at ECU		3,845	ESPNU	W, 82-73
3/14	vs. USF *		8,046	ESPNU	W, 80-73
3/15	vs. Houston *	11	7,610	ESPN2	L, 45-84

\$ 2K Empire Classic Regional Round, Gampel Pavilion, Storrs, Conn.  
 & 2K Empire Classic Championship Round, Madison Square Garden, New York, N.Y.

% Never Forget Tribute Classic, Prudential Center, Newark, N.J.

\* American Athletic Conference Championship, FedExForum, Memphis, Tenn.

2017-18#

Head Coach: Kevin Ollie

14-18 overall, 7-11 American Athletic Conference

11-5 home, 2-9 away, 1-4 neutral

		AP Rank				
Date	Opponent	UC	Opp.	Att.	TV	Score
11/10	Colgate (GP)			7,154	SNY	W, 70-58
11/14	Stony Brook (XL)			5,432	SNY	W, 72-64
11/19	Boston University (XL)			6,308	SNY	W, 85-66
11/23	vs. Oregon \$			13,439	ESPNU	W, 71-63
11/24	vs. Michigan State \$	4		8,853	ESPN	L, 57-77
11/26	vs. Arkansas \$			11,571	ESPN	L, 67-102
11/29	Columbia (GP)			3,808	SNY	W, 77-73 ot
12/2	Momouth (XL)			6,582	SNY	W, 84-81 ot
12/5	vs. Syracuse &			17,532	ESPN	L, 63-72
12/9	Coppin State (GP)			3,046	ESPNews	W, 72-59
12/21	at Arizona	18		14,392	ESPN2	L, 58-73
12/23	at Auburn	ARV		8,039	ESPN2	L, 64-89
12/30	Wichita State (XL)	8		15,564	CBS	L, 62-72
1/3	at Tulsa			3,903	ESPNews2	L, 88-90 2ot
1/6	East Carolina (XL)			6,717	ESPNews	W, 70-65
1/10	UCF (GP)			5,065	CBS SN	W, 62-53
1/13	at Tulane			1,902	ESPNews	W, 67-57
1/16	at Memphis			2,417	CBS SN	L, 49-73
1/20	Villanova (XL)	1		15,564	CBS	L, 61-81
1/25	SMU (GP)			7,322	CBS SN	W, 63-52
1/28	at Temple			6,103	ESPN2	L, 57-85
1/31	at UCF			5,233	CBS SN	L, 61-70
2/3	Cincinnati (GP)	8		9,170	ESPN2	L, 57-65
2/7	USF (GP)			6,636	ESPNU	W, 68-65
2/10	at Wichita State	22		10,506	ESPN2	L, 74-95
2/15	Tulsa (XL)			10,656	ESPNU	L, 71-73
2/18	at East Carolina			4,524	ESPNews	W, 84-80
2/22	at Cincinnati	11		8,217	ESPN	L, 52-77
2/25	Memphis (GP)			8,574	ESPN	L, 79-83
2/28	Temple (GP)			7,674	CBS SN	W, 72-66
3/4	at Houston	25		5,237	CBS SN	L, 71-81
3/8	vs. SMU *			7,856	ESPNU	L, 73-80

\$ PK80 Phil Knight Invitational, Moda Center-Veterans Memorial Coliseum, Portland, Ore.

& Jimmy V Classic, Madison Square Garden, New York, N.Y.

\* American Athletic Conference Championship, Amway Center, Orlando, Fla..

# 31 games vacated; official NCAA record 0-1

2016-17#

Head Coach: Kevin Ollie

16-17 overall, 9-9 American Athletic Conference

8-6 home, 4-8 away, 4-3 neutral

		AP Rank				
Date	Opponent	UC	Opp.	Att.	TV	Score
11/11	Wagner (GP)	18		9,523	SNY	L, 58-67
11/14	Northeastern (GP)	ARV		7,573	SNY	L, 61-64
11/17	at Loy. Marymount	ARV		3,421	SNY	W, 65-62
11/21	vs. Oklahoma State \$			2,400	ESPNU	L, 90-98

11/22	vs. Chaminade \$			2,400	ESPN2	W, 93-82
11/23	vs. Oregon \$	13		2,400	ESPN2	L, 69-79
11/30	Boston University (XL)			8,183	SNY	W, 51-49
12/5	vs. Syracuse &	ARV		15,347	ESPN2	W, 52-50
12/10	at Ohio State	ARV		12,313	BTN	L, 60-64
12/18	North Florida (GP)			7,110	SNY	W, 80-59
12/23	Auburn (XL)			12,051	ESPN2	L, 67-70 ot
12/28	Houston (XL)			11,538	ESPN2	L, 46-62
12/31	at Tulsa			4,525	CBS SN	L, 59-61 ot
1/5	at Memphis			10,227	ESPN2	L, 61-70
1/8	UCF (XL)			8,163	CBS SN	W, 64-49
1/11	Temple (GP)			6,582	CBS SN	W, 73-59
1/14	at Georgetown			12,164	FOX	L, 69-72
1/19	at SMU	ARV		6,978	ESPN2	L, 49-69
1/22	East Carolina (XL)			5,676	CBS SN	W, 72-65
1/25	at USF			3,238	ESPNU	W, 81-60
1/28	Tulane (GP)			9,207	ESPNU	W, 78-68
2/4	at Cincinnati	14		13,428	ESPN2	L, 68-82
2/8	USF (GP)			6,114	CBS SN	W, 97-51
2/11	at UCF			5,215	CBS SN	W, 66-63
2/16	Memphis (XL)			9,631	ESPN2	W, 65-62
2/19	at Temple			8,702	ESPN	W, 64-63
2/22	at Houston			4,131	CBS SN	L, 70-75
2/25	SMU	17		13,553	CBS	L, 61-69
3/1	at East Carolina			4,354	ESPN	L, 62-66
3/5	Cincinnati (GP)	18		9,331	CBS	L, 47-67
3/9	vs. USF *			4,874	ESPNews	W, 77-66
3/10	vs. Houston *			7,365	ESPNU	W, 74-65
3/11	vs. Cincinnati *	15		8,117	ESPN2	L, 71-81

\$ Maui Jim Maui Invitational, Lahaina Civic center, Maui, Hawaii

& Tire Pros Classic, Madison Square Garden, New York, N.Y.

\* American Athletic Conference Championship, XL Center, Hartford, Conn.

# 33 games vacated; official NCAA record 0-0

2015-16

Head Coach: Kevin Ollie

25-11 overall, 11-7 American Athletic Conference

14-3 home, 6-4 away, 5-4 neutral

AAC Tournament Champion

NCAA Second Round

		AP Ranking				
Date	Opponent	UC	Opp.	Att.	TV	Score
11/13	Maine (GP)	20		10,167	SNY	W, 100-56
11/17	New Hampshire (GP)	19		9,047	SNY	W, 85-66
11/21	Furman (GP)	19		8,190	SNY	W, 83-58
11/25	vs. Michigan \$	18	ARV	2,591	AXS TV	W, 74-60
11/26	vs. Syracuse \$	18		3,009	ESPN	L, 76-79
11/27	vs. Gonzaga \$	18	10	2,122	ESPN	L, 70-73
12/2	Sacred Heart (XL)	ARV		8,563	SNY	W, 82-49
12/8	vs. Maryland %	ARV	6	19,812	ESPN	L, 66-76
12/12	Ohio State (GP)	ARV		10,167	CBS	W, 75-55
12/20	UMass-Lowell (XL)	25		9,848	SNY	W, 88-79
12/23	Central Conn. (XL)	ARV		7,123	ESPNU	W, 99-52
12/29	at Texas	ARV	ARV	13,931	ESPN2	W, 71-66
1/2	at Tulane	ARV		2,243	CBS SN	W, 75-67
1/5	Temple (XL)	23		11,319	CBS SN	L, 53-55
1/9	Memphis (GP)	23		9,409	ESPN2	W, 81-78
1/14	at Tulsa			5,192	ESPN2	L, 51-60
1/17	at Houston			4,672	CBS SN	W, 69-57
1/19	Tulane (XL)			9,516	CBS SN	W, 60-42
1/23	Georgetown (XL)			15,564	CBS	W, 68-62
1/28	Cincinnati (XL)	ARV		13,242	ESPNU	L, 57-58
1/31	at UCF	ARV		6,414	CBS SN	W, 67-41
2/4	at Memphis			13,323	ESPN2	W, 77-57
2/7	East Carolina (GP)			9,307	CBS SN	W, 85-67
2/11	at Temple	ARV		8,316	ESPN2	L, 58-63
2/13	Tulsa (GP)	ARV		10,167	ESPN2	W, 75-73
2/18	SMU (XL)	21		15,564	ESPN2	W, 68-62
2/20	at Cincinnati	ARV		13,176	ESPN2	L, 60-65
2/25	at USF	ARV		4,668	CBS SN	W, 81-51
2/28	Houston (GP)	ARV		9,667	CBS SN	L, 68-75
3/3	at SMU	24		7,303	ESPN2	L, 54-80
3/6	UCF (GP)			10,167	ESPNU	W, 67-46

3/11	vs. Cincinnati *	ARV	7,475	ESPN2	W, 104-97 (4ot)	
3/12	vs. Temple *	ARV	7,465	ESPN2	W, 77-62	
3/13	vs. Memphis *		7,990	ESPN	W, 72-58	
3/17	vs. Colorado #	ARV	16,628	TNT	W, 74-67	
3/19	vs. Kansas #	ARV	1	16,824	CBS	L, 61-73

\$ Battle 4 Atlantis, Imperial Arena, Paradise Island, Bahamas

% Jimmy V Classic, Madison Square Garden, New York, N.Y.

\* American Athletic Conference Championship, Amway Center, Orlando, Fla.

# NCAA South Region, 1st and 2nd Rounds, Wells Fargo Arena, Des Moines, Iowa

2014-15

Head Coach: Kevin Ollie

20-15 overall, 10-8 American Athletic Conference

11-5 home, 4-7 away, 5-3 neutral

NIT First Round

AP Rank

Date	Opponent	UC	Opp.	Att.	TV	Score
11/14	Bryant (GP)	17		10,167	SNY	W, 66-53
11/20	vs. Col. of Charlston \$	17		6,723	ESPNU	W, 65-57
11/21	vs. Dayton \$	17		7,438	ESPN2	W, 75-64
11/23	vs. West Virginia \$	17		8,002	ESPN2	L, 68-78
11/30	Texas (GP)	24	7	10,167	ESPN2	L, 54-55
12/5	Yale (GP)	ARV		9,538	SNY	L, 44-45
12/14	Coppin State (XL)			8,260	SNY	W, 106-85
12/18	vs. Duke %	2		16,541	ESPN	L, 56-66
12/22	Columbia (WBA)			9,124	SNY	W, 80-65
12/28	Central Conn. (XL)			13,315	SNY	W, 81-48
12/31	Temple (XL)			13,428	ESPN2	L, 53-57 ot
1/3	at Florida			11,041	CBS	W, 63-59
1/6	at USF			6,128	ESPN2	W, 58-44
1/10	Cincinnati (XL)			15,564	ESPN2	W, 62-56
1/13	at Tulsa			6,092	CBS SN	L, 58-66
1/17	at Stanford			7,104	ESPN2	L, 59-72
1/22	UCF (GP)			10,167	CBS SN	W, 67-60
1/25	USF (XL)			14,105	CBS SN	W, 66-53
1/29	at Cincinnati			11,092	ESPN2	L, 58-70
2/1	at Houston			3,498	CBS SN	L, 68-70
2/4	East Carolina (GP)			8,985	ESPNU	W, 65-52
2/7	at Tulane			3,548	CBS SN	W, 62-53
2/12	Tulsa (XL)			11,506	ESPN2	W, 70-45
2/14	at SMU	25		7,395	ESPN	L, 55-73
2/19	at Memphis			14,652	ESPN	L, 72-75
2/22	Tulane (GP)			9,212	CBS SN	W, 67-60
2/25	at East Carolina			6,856	ESPNU	W, 60-49
3/1	SMU (XL)	21		15,564	CBS	W, 81-73
3/5	Memphis (GP)			10,167	ESPN2	L, 53-54
3/7	at Temple			10,206	ESPN2	L, 56-70
3/12	vs. USF *			5,431	ESPNews	W, 69-43
3/13	vs. Cincinnati *			9,514	ESPNU	W, 57-54
3/14	vs. Tulsa *			10,114	ESPN2	W, 47-42
3/15	vs. SMU *	20		13,365	ESPN	L, 54-62
3/18	vs. Arizona St. (GP) #			6,045	ESPN2	L, 61-68

\$ Puerto Rico Tip-Off, Coliseo Roberto Clemente, San Juan

% Izod Center, East Rutherford, N.J.

\* American Athletic Conference Championship, XL Center, Hartford, Conn.

# NIT, 1st Round, Gampel Pavilion, Storrs, Conn.

2013-14

Head Coach: Kevin Ollie

32-8 overall, 12-6 American Athletic Conference

15-3 home, 7-4 away, 10-1 neutral

NCAA National Champion

2K Sports Classic Champion

AP Rank

Date	Opponent	UC	Opp.	Att.	TV	Score
11/8	vs. Maryland %	18		12,687	ESPN2	W, 78-77
11/11	Yale (XL)	19		8,848	SNY	W, 80-62
11/14	Detroit (GP) \$	19		8,140	SNY	W, 101-55
11/17	Boston Univ. (GP) \$	19		9,195	ESPNU	W, 77-60

ALL-TIME RESULTS

11/26	Loyola-Md. (XL)	13	9,497	SNY	W, 76-66
12/2	Florida (GP)	12 15	10,167	ESPN2	W, 65-64
12/6	Maine (XL)	12	9,681	SNY	W, 95-68
12/18	Stanford (XL)	10	11,140	ESPN2	L, 51-53
12/22	at Washington	10	7,059	ESPNU	W, 82-70
12/28	Eastern Wash. (WB)	15	9,274	SNY	W, 82-65
12/31	at Houston	17	4,035	ESPN2	L, 71-75
1/4	at SMU	17	7,166	ESPNU	L, 65-74
1/8	Harvard (GP)	ARV	9,218	ESPNU	W, 61-56
1/11	UCF (GP)	ARV	9,561	ESPNU	W, 84-61
1/16	at Memphis	ARV 17	18,039	ESPN	W, 83-73
1/18	Louisville (GP)	ARV 18	10,167	ESPN	L, 64-76
1/21	Temple (XL)	ARV	4,741	CBS SN	W, 90-66
1/25	at Rutgers	ARV	8,006	ESPNU	W, 82-71
1/30	Houston (GP)	ARV	9,312	CBS SN	W, 80-43
2/6	at Cincinnati	22 7	12,432	ESPN	L, 58-63
2/9	at UCF	22	6,312	ESPN2	W, 75-55
2/12	USF (XL)	24	10,553	ESPN2	W, 83-40
2/15	Memphis (XL)	24 20	16,294	ESPN	W, 86-81 ot
2/20	at Temple	21	6,053	ESPN2	W, 68-55
2/23	SMU (GP)	21 ARV	10,167	CBS SN	L, 55-64
2/26	at USF	ARV	5,115	CBS SN	W, 61-56
3/1	Cincinnati (XL)	ARV 11	16,294	ESPN	W, 51-45
3/5	Rutgers (GP)	19	10,167	ESPNU	W, 69-63
3/8	at Louisville	19 11	22,782	CBS	L, 48-81
3/13	vs. Memphis *	21 19	13,081	ESPNU	W, 72-53
3/14	vs. Cincinnati *	21 13	13,362	ESPN2	W, 58-56
3/15	vs. Louisville *	21 5	13,554	ESPN	L, 61-71
3/20	vs. Saint Joseph's #	18	18,706	TBS	W, 89-81 ot
3/22	vs. Villanova #	18 6	19,290	TBS	W, 77-65
3/28	vs. Iowa State ##	18 9	19,314	TBS	W, 81-76
3/30	vs. Michigan St. ##	18 11	19,499	TBS	W, 60-54
4/5	vs. Florida ###	18 1	79,444	TBS	W, 63-53
4/7	vs. Kentucky ###	18 ARV	79,238	CBS	W, 60-54

% Barclay's Center, Brooklyn, N.Y.  
 \$ 2K Sports Classic, Gampel Pavilion, Storrs, Conn.  
 \$\$ 2K Sports Classic, Madison Square Garden, New York, N.Y.  
 \* American Athletic Conference Championship, FedExForum, Memphis, Tenn.  
 # NCAA East Region, 2nd and 3rd Rounds, First Niagara Center, Buffalo, N.Y.  
 ## NCAA East Regional, Madison Square Garden, New York, N.Y.  
 ### NCAA Final Four, AT&T Stadium, Arlington, Texas

**2012-13**  
**Head Coach: Kevin Ollie**  
**20-10 overall, 10-8 BIG EAST**  
**13-3 home, 4-5 away, 3-2 neutral**  
**Armed Forces Classic champion**  
**Ineligible for postseason play**

Date	Opponent	UC Opp.	Att.	TV	Score
11/9	vs. Michigan St. %	14	3,086	ESPN	W, 66-62
11/13	Vermont (GP)	23	7,962	SNY	W, 67-49
11/16	vs. Wake Forest \$	23	2,673	CBS SN	W, 77-71
11/18	vs. Quinnipiac \$	23	2,875	CBS SN	W, 89-83 2ot
11/19	vs. New Mexico \$	21	3,022	CBS SN	L, 60-66
11/25	Stony Brook (GP)	21	8,474	SNY	W, 73-62
11/29	New Hampshire (XL)		8,705	SNY	W, 61-53
12/4	vs. North Carolina St. &	25	11,840	ESPN	L, 65-69
12/7	Harvard (GP)		9,113	SNY	W, 57-49
12/17	Md.-Eastern Shore (XL)		8,841	SNY	W, 84-50
12/21	Fordham (XL)		10,265	SNY	W, 88-73
12/29	Washington (XL)		12,720	ESPN2	W, 61-53
1/1	at Marquette		14,159	ESPNU	L, 76-82 ot
1/8	DePaul (GP)		9,156	SNY	W, 99-78
1/12	at Notre Dame	17	9,149	SNY	W, 65-58
1/14	Louisville (XL)	1	14,287	ESPN	L, 58-73
1/19	at Pittsburgh		12,510	ESPN2	L, 61-69
1/27	Rutgers (XL)		12,768	SNY	W, 66-54
1/31	at Providence		10,180	ESPN2	W, 82-79 ot
2/3	USF (GP)		9,205	SNY	W, 69-64 ot
2/6	at St. John's		8,441	ESPNU	L, 65-71
2/10	at Seton Hall		7,634	SNY	W, 78-67
2/13	Syracuse (XL)	6	13,518	ESPN	W, 66-58
2/16	Villanova (XL)		15,165	ESPN	L, 61-70

2/21	Cincinnati (XL)		11,131	ESPN	W, 73-66 ot
2/23	at DePaul		8,662	SNY	W, 81-69
2/27	Georgetown (GP)	7	10,167	ESPN2	L, 78-79 2ot
3/2	at Cincinnati		12,432	SNY	L, 56-61
3/6	at USF		5,198	ESPNU	L, 51-65
3/9	Providence (GP)		10,167	ESPNU	W, 63-59 ot

% Armed Forces Classic, Ramstein Air Base, Ramstein, Germany  
 \$ U.S.V.I. Paradise Jam, Univ. of the Virgin Islands, Charlotte Amalie, St. Thomas  
 & Jimmy V Classic, Madison Square Garden, New York, N.Y.

**2011-12**  
**Head Coach: Jim Calhoun**  
**20-14 overall, 8-10 BIG EAST**  
**13-4 home, 3-7 away, 4-3 neutral**  
**NCAA Tournament First Round**

Date	Opponent	UC Opp.	Att.	TV	Score
11/11	Columbia (GP)	4	10,167	ESPNU	W, 70-57
11/14	Wagner (GP)	4	9,217	SNY	W, 78-66
11/17	Maine (XL)	4	10,726	SNY	W, 80-60
11/20	Coppin St. (XL)	4	11,397	SNY	W, 87-70
11/24	vs. UNC Asheville \$	4	2,530	HD NET	W, 73-63
11/25	vs. UCF \$	4	2,394	VS.	L, 63-68
11/26	vs. Florida St. \$	4 22	2,752	VS.	W, 78-76 ot
12/3	Arkansas (XL)	8	14,333	ESPN	W, 75-62
12/8	Harvard (GP)	9 25	10,167	espn2	W, 67-53
12/18	Holy Cross (XL)	9	13,396	SNY	W, 77-40
12/22	Fairfield (XL)	8	13,821	SNY	W, 79-71
12/28	at USF	9	5,705	SNY	W, 60-57
12/31	St. John's (XL)	9	16,294	SNY	W, 83-69
1/3	at Seton Hall	8	8,089	SNY	L, 63-75
1/7	at Rutgers	8	7,011	SNY	L, 60-67
1/9	West Virginia (XL)	17	15,805	espn2	W, 64-57
1/14	at Notre Dame	17	9,149	espn2	W, 67-53
1/18	Cincinnati (GP)	13	10,167	espn2	L, 67-70
1/21	at Tennessee	13	21,114	CBS	L, 57-60
1/29	Notre Dame (XL)	24	16,294	SNY	L, 48-50
2/1	at Georgetown	14	15,174	espn2	L, 44-58
2/4	Seton Hall (XL)		16,294	SNY	W, 69-46
2/6	at Louisville	24	21,804	ESPN	L, 59-80
2/11	at Syracuse	2	33,430	CBS	L, 67-85
2/15	DePaul (GP)		10,167	SNY	W, 80-54
2/18	Marquette (XL)	12	16,294	ESPN	L, 64-79
2/20	at Villanova		13,832	ESPN	W, 73-70 ot
2/25	Syracuse (GP)	2	10,167	ESPN	L, 69-71
2/28	at Providence		11,031	SNY	L, 70-72
3/3	Pittsburgh (GP)		10,167	ESPN	W, 74-65
3/6	DePaul *		20,057	espn2	W, 81-67
3/7	West Virginia *		20,057	ESPN	W, 71-67 ot
3/8	Syracuse *	2	20,057	ESPN	L, 55-58
3/15	Iowa State #		22,131	TBS	L, 64-77

\$ Battle 4 Atlantis, Paradise Island, Bahamas  
 \* Big East Tournament, Madison Square Garden, New York, N.Y.  
 # NCAA Championship, South Region 2nd Round, KFC Yum! Center, Louisville, Ky.

**2010-11**  
**Head Coach: Jim Calhoun**  
**32-9 overall, 9-9 BIG EAST**  
**13-4 home, 5-5 away, 14-0 neutral**  
**NCAA National Champions**  
**BIG EAST Tournament Champions**  
**Maui Invitational Champions**

Date	Opponent	UC Opp.	Att.	TV	Score
11/12	Stony Brook (GP)		8,319	SNY	W, 79-52
11/17	Vermont (XL)		10,216	SNY	W, 89-73
11/22	vs. Wichita St. \$		2,400	espn2	W, 83-79
11/23	vs. Michigan St. \$	2	2,400	ESPN	W, 70-67
11/24	vs. Kentucky \$	8	2,400	ESPN	W, 84-67
11/30	New Hampshire (GP)	7	8,558	SNY	W, 62-55
12/3	UMBC (XL)	7	10,591	SNY	W, 94-61

12/8	Fairleigh Dickinson (GP)	6	8,241	SNY	W, 78-54
12/20	Coppin State (XL)	4	10,193	ESPNU	W, 76-64
12/22	Harvard (XL)	4	11,255	SNY	W, 81-52
12/27	at Pittsburgh	4 6	12,725	espn2	L, 63-78
12/31	South Florida (XL)	4	12,599	ESPNU	W, 66-61 ot
1/4	at Notre Dame	8 15	7,291	SNY	L, 70-73
1/8	at Texas	8 12	16,734	ESPN	W, 82-81 ot
1/11	Rutgers (XL)	10	12,527	SNY	W, 67-53
1/15	at DePaul	10	9,581	SNY	W, 82-62
1/17	Villanova (GP)	8 7	10,167	ESPN	W, 61-59
1/22	Tennessee (XL)	8	16,294	CBS	W, 72-61
1/25	at Marquette	5	15,476	SNY	W, 76-68
1/29	Louisville (GP)	5 23	10,167	SNY	L, 78-79 2ot
2/2	Syracuse (XL)	7 17	16,294	ESPN	L, 58-66
2/5	at Seton Hall	7	10,001	ESPNU	W, 61-59
2/10	at St. John's	10	13,652	ESPN	L, 72-89
2/13	Providence (GP)	10	10,167	SNY	W, 75-57
2/16	Georgetown (XL)	13 9	16,294	SNY	W, 78-70
2/18	at Louisville	13 16	22,776	ESPN	L, 58-71
2/24	Marquette (XL)	14	14,622	ESPN	L, 67-74 ot
2/27	at Cincinnati	14	11,246	ESPNU	W, 67-59
3/2	at West Virginia	16	13,241	espn2	L, 56-65
3/5	Notre Dame (GP)	16 8	10,167	ESPN	L, 67-70
3/8	vs. DePaul *	21	19,375	espn2	W, 97-71
3/9	vs. Georgetown *	21 22	19,375	ESPN	W, 79-62
3/10	vs. Pittsburgh *	21 3	19,375	ESPN	W, 76-74
3/11	vs. Syracuse *	21 11	19,375	ESPN	W, 76-71 ot
3/12	vs. Louisville *	21 14	19,375	ESPN	W, 69-66
3/17	vs. Bucknell #	9	17,706	TNT	W, 81-52
3/19	vs. Cincinnati #	9	18,684	TBS	W, 69-58
3/24	vs. San Diego St. ##	9 6	17,980	CBS	W, 74-67
3/26	vs. Arizona ##	9 17	17,856	CBS	W, 65-63
4/2	vs. Kentucky ###	9 11	75,421	CBS	W, 56-55
4/4	vs. Butler ###	9	70,376	CBS	W, 53-41

\$ EA Sports Maui Invitational, Lahaina Civic Center, Lahaina, Hawaii  
 \* BIG EAST Tournament, Madison Square Garden, New York, N.Y.  
 # NCAA West Region 2nd and 3rd Round, Verizon Center, Washington, D.C.  
 ## NCAA West Regional, Honda Center, Anaheim, Calif.  
 ### NCAA Final Four, Reliant Stadium, Houston, Texas

**2009-10**  
**Head Coach: Jim Calhoun**  
**18-16 overall, 7-11 BIG EAST**  
**15-4 home, 2-9 away, 1-3 neutral**  
**NIT First Round**

Date	Opponent	UC Opp.	Att.	TV	Score
11/13	William & Mary (GP)	12	9,719	WTNH-8	W, 75-66
11/16	Colgate (GP) \$	12	8,562	ESPNU	W, 77-63
11/17	Hofstra (GP) \$	12	8,713	MyTV9	W, 76-67
11/25	vs. LSU \$ \$	13	8,756	espn2	W, 81-55
11/27	vs. Duke \$ \$	13 7	13,179	ESPN	L, 59-68
12/2	Boston University (XL)	14	11,502	MyTV9	W, 92-64
12/6	Harvard (GP)	14	9,194	MyTV9	W, 79-73
12/9	vs. Kentucky %	14 4	15,874	ESPN	L, 61-64
12/20	Central Florida (XL)	14	13,685	MyTV9	W, 60-51
12/22	Maine (XL)	11	11,366	MyTV9	W, 71-54
12/27	Iona (XL)	11	13,867	ESPNU	W, 93-74
12/30	at Cincinnati	10	10,409	espn2	L, 69-71
1/2	Notre Dame (XL)	10	16,294	ESPN	W, 82-70
1/6	Seton Hall (GP)	13	9,522	MyTV9	W, 71-63
1/9	at Georgetown	13 12	15,654	ESPN	L, 69-72
1/13	Pittsburgh (XL)	15 16	15,290	espn2	L, 57-67
1/17	at Michigan	15	13,536	CBS	L, 63-68
1/20	St. John's (XL)		14,213	MyTV9	W, 75-59
1/23	Texas (GP)	1	10,167	CBS	W, 88-74
1/27	at Providence	19	11,136	MyTV9	L, 66-81
1/30	Marquette (XL)	19	14,338	MyTV9	L, 68-70
2/1	at Louisville		19,655	ESPN	L, 69-82
2/6	DePaul (GP)		10,167	MyTV9	W, 64-57
2/10	at Syracuse	2	24,847	ESPN	L, 67-72
2/13	Cincinnati (XL)		14,605	MyTV9	L, 48-60
2/15	at Villanova	3	18,123	ESPN	W, 84-75



ALL-TIME RESULTS

2/20	at Rutgers		8,085	MyTV9	W, 76-58
2/22	West Virginia (XL)	8	15,082	ESPN	W, 73-62
2/28	Louisville (GP)		10,167	CBS	L, 76-78
3/3	at Notre Dame		9,149	ESPN	L, 50-58
3/6	at South Florida		8,317	MyTV9	L, 68-75
3/9	vs. St. John's *		19,375	espn2	L, 51-73
3/16	Northeastern (GP) #		5,571	espn2	W, 59-57
3/22	at Virginia Tech ##		6,983	ESPN	L, 63-65

\$ NIT Season Tip-Off North Regional, Gampel Pavilion, Storrs, Conn.  
 \$\$ NIT Season Tip-Off Championship Madison Square Garden, New York, N.Y.  
 % SEC/BIG EAST Invitational, Madison Square Garden, New York, N.Y.  
 \* BIG EAST Tournament, Madison Square Garden, New York, N.Y.  
 # NIT First Round, Storrs, Conn  
 ## NIT Second Round, Blacksburg, Va.

2008-09

Head Coach: Jim Calhoun  
 31-5 overall, 15-3 BIG EAST  
 14-2 home, 9-1 away, 8-2 neutral  
 NCAA Final Four  
 U.S.V.I. Paradise Jam Champions

Date	Opponent	UC Opp.	Att.	TV	Score	
11/14	Western Carolina (GP)	2	9,820	--	W, 81-55	
11/17	Hartford (XL)	2	11,849	MyTV9	W, 99-56	
11/21	vs. LaSalle \$	2	3,095	MyTV9	W, 89-81	
11/23	vs. Miami \$	2	3,271	FCS	W, 76-63	
11/24	vs. Wisconsin \$	2	25	3,691	FSN	W, 76-57
11/29	Bryant (XL)	2	12,558	MyTV9	W, 88-58	
12/1	Delaware St. (GP)	2	9,734	MyTV9	W, 79-49	
12/4	at Buffalo	2	4,899	MyTV9	W, 68-64	
12/15	Stony Brook (XL)	2	12,721	MyTV9	W, 91-57	
12/20	vs. Gonzaga %	2	8	16,763	CBS	W, 88-83 ot
12/26	Fairfield (XL)	2	13,771	ESPN	W, 75-55	
12/29	Georgetown (XL)	2	11	16,294	ESPN	L, 63-74
1/3	Rutgers (GP)	2	10,167	MyTV9	W, 80-49	
1/6	at West Virginia	5	25	13,920	ESPN	W, 61-55
1/10	at Cincinnati	5	9,029	MyTV9	W, 81-72	
1/15	at St. John's	4	7,545	ESPN	W, 67-55	
1/18	Seton Hall (XL)	4	15,572	MyTV9	W, 76-61	
1/21	Villanova (XL)	3	20	15,385	ESPN	W, 89-83
1/24	at Notre Dame	3	19	11,418	ESPN	W, 69-61
1/28	at DePaul	2	9,502	MyTV9	W, 71-49	
1/31	Providence (GP)	2	10,167	MyTV9	W, 94-61	
2/2	at Louisville	1	5	20,069	ESPN	W, 68-51
2/7	Michigan (GP)	1	10,167	ESPN	W, 69-61	
2/11	Syracuse (GP)	1	23	10,167	ESPN	W, 63-49
2/14	at Seton Hall	1	9,800	MyTV9	W, 62-54	
2/16	Pittsburgh (XL)	1	4	16,294	ESPN	L, 68-76
2/21	South Florida (XL)	1	15,451	MyTV9	W, 64-50	
2/25	at Marquette	2	8	19,091	ESPN	W, 93-82
2/28	Notre Dame (GP)	2	10,167	CBS	W, 72-65	
3/7	at Pittsburgh	1	3	12,908	CBS	L, 60-70
3/12	vs. Syracuse *	3	18	19,375	ESPN	L, 117-127 6ot
3/19	vs. Chattanooga #	5	18,322	CBS	W, 103-47	
3/21	vs. Texas A&M #	5	19,894	CBS	W, 92-66	
3/26	vs. Purdue ##	5	17	20,101	CBS	W, 72-60
3/28	vs. Missouri ##	5	9	18,886	CBS	W, 82-75
4/4	vs. Michigan St. ###	5	8	72,456	CBS	L, 73-82

\$ U.S.V.I. Paradise Jam, Univ. of the V.I., Charlotte Amalie, St. Thomas  
 % Battle in Seattle, Key Arena, Seattle, Wash.  
 \* BIG EAST Tournament, Madison Square Garden, New York, N.Y.  
 # NCAA West Region, 1st and 2nd Rounds, Philadelphia, Pa.  
 ## NCAA West Regional, Glendale, Ariz.  
 ### NCAA Final Four, Detroit, Mich.

2007-08

Head Coach: Jim Calhoun  
 24-9 overall, 13-5 BIG EAST  
 16-1 home, 7-4 away, 1-4 neutral  
 NCAA Tournament First Round

Date	Opponent	UC Opp.	Att.	TV	Score
------	----------	---------	------	----	-------

11/7	Morgan St. (GP) +		9,711	ESPN	W, 69-65	
11/8	Buffalo (GP) +		9,740	ESPN	W, 82-57	
11/15	vs. Gardner-Webb \$		7,308	espn2	W, 78-66	
11/16	vs. Memphis \$	3	8,895	espn2	L, 70-81	
11/20	Gardner-Webb (XL)		11,172	MyTV9	W, 89-72	
11/26	Florida A&M (XL)		11,064	MyTV9	W, 93-54	
12/1	vs. Gonzaga %	19	18,007	ESPN	L, 82-85	
12/6	Northeastern (GP)		9,915	MyTV9	W, 69-60	
12/16	Quinnipiac (XL)		11,497	MyTV9	W, 82-49	
12/22	Maine (XL)		12,244	MyTV9	W, 105-60	
12/28	at Central Florida		6,224	CSTV	W, 85-82	
1/3	at Seton Hall		6,962	MyTV9	W, 98-86	
1/5	at Notre Dame		10,505	ESPN	L, 67-73	
1/8	St. John's (GP)		9,786	MyTV9	W, 81-65	
1/12	at Georgetown	7	20,035	ESPN	L, 69-72	
1/17	Providence (XL)		13,719	MyTV9	L, 65-77	
1/20	Marquette (GP)	13	10,167	MyTV9	W, 89-73	
1/23	at Cincinnati		10,481	MyTV9	W, 84-83	
1/26	at Indiana	7	17,392	CBS	W, 68-63	
1/28	Louisville (XL)		15,120	ESPN	W, 69-67	
2/2	Pittsburgh (XL)	18	16,294	CBS	W, 60-53	
2/6	at Syracuse	19	23,721	ESPN	W, 63-61	
2/9	Georgia Tech (GP)	19	10,167	ESPN	W, 80-68	
2/13	Notre Dame (GP)	17	20	10,167	ESPN	W, 84-78
2/16	at South Florida	17	6,185	MyTV9	W, 74-73 ot	
2/19	DePaul (XL)	13	14,858	ESPN	W, 65-60	
2/23	at Villanova	13	19,223	ESPN	L, 65-67	
2/26	at Rutgers	15	5,823	MyTV9	W, 79-61	
3/1	West Virginia (XL)	15	16,294	MyTV9	W, 79-71	
3/6	at Providence	13	9,986	ESPN	L, 76-85	
3/9	Cincinnati (GP)	13	10,167	MyTV9	W, 96-51	
3/13	vs. West Virginia *	15	19,562	ESPN	L, 72-78	
3/21	vs. San Diego #	16	15,920	CBS	L, 69-70 ot	

+ 2K Sports College Hoops Classic, Gampel Pavilion, Storrs, Conn.  
 \$ 2K Sports College Hoops Classic, Madison Square Garden, New York, N.Y.  
 % The Hartford Hall of Fame Showcase, TD Banknorth Garden, Boston, Mass.  
 \* BIG EAST Tournament, Madison Square Garden, New York, N.Y.  
 # NCAA West Region 1st Round, Tampa, Fla

2006-07

Head Coach: Jim Calhoun  
 17-14 overall, 6-10 BIG EAST  
 15-5 home, 2-8 away, 0-1 neutral

Date	Opponent	UC Opp.	Att.	TV	Score	
11/10	Quinnipiac (GP)	18	10,167	CW 20	W, 53-46	
11/17	Cent. Arkansas (HCC) \$	21	14,557	--	W, 88-59	
11/18	Fairfield (HCC) \$	21	14,232	Fox 61	W, 74-49	
11/19	Mississippi (HCC) \$	21	14,813	ESPN	W, 77-59	
11/26	Albany (GP)	18	10,167	CW 20	W, 86-55	
11/29	Sacred Heart (GP)	20	10,167	CW 20	W, 89-46	
12/3	Texas Southern (GP)	20	10,167	--	W, 106-55	
12/6	Northeastern (GP)	19	10,167	Fox 61	W, 81-53	
12/17	St. Mary's-CA (HCC)	14	14,308	CW 20	W, 89-73	
12/20	Pepperdine (HCC)	14	15,117	ESPN	W, 88-66	
12/27	Coppin State (HCC)	12	15,351	--	W, 84-41	
12/30	at West Virginia	12	11,903	espn2	L, 71-81	
1/2	South Florida (HCC)	18	15,174	CW 20	W, 69-50	
1/6	at Louisiana State	18	14	13,121	ESPN	L, 49-66
1/10	Marquette (GP)	24	10,167	Fox 61	L, 69-73	
1/13	at St. John's	24	12,178	CW 20	W, 68-59	
1/16	at Pittsburgh	6	12,508	espn2	L, 54-63	
1/20	Indiana (HCC)		16,294	CBS	L, 73-77	
1/22	at Louisville		19,876	ESPN	L, 54-68	
1/27	Providence (HCC)		16,294	Fox 61	L, 72-84	
1/31	at DePaul		10,003	CW 20	L, 58-66	
2/3	Rutgers (HCC)		16,294	Fox 61	W, 61-50 ot	
2/5	Syracuse (GP)		10,167	ESPN	W, 67-60	
2/11	at Georgia Tech		19,194	CBS	L, 52-65	
2/14	Seton Hall (GP)		10,167	CW 20	W, 67-55	
2/17	at Syracuse		32,376	ABC	L, 63-73	

2/21	at Rutgers		7,070	CW 20	W, 65-55
2/25	Louisville (HCC)	20	16,294	CBS	L, 69-76
2/28	Villanova (GP)		10,167	ESPN	L, 74-78
3/3	at Georgetown	10	18,764	CBS	L, 46-59
3/7	vs. Syracuse *		19,594	ESPN	L, 65-78

\$ Hispanic College Fund Classic, Hartford CC, Hartford, CT  
 \* BIG EAST Tournament, Madison Square Garden, New York, N.Y.

2005-06

Head Coach: Jim Calhoun  
 30-4 Overall, 14-2 Big East  
 16-0 home, 8-2 away, 6-2 neutral  
 BIG EAST Regular Season Co-Champions  
 NCAA Tournament Elite Eight  
 Maui Invitational Champions

Date	Opponent	UC Opp.	Att.	TV	Score	
11/18	at Pepperdine	3	-	3,210	ESPN	W, 75-56
11/21	vs. Arkansas \$	3		2,400	espn2	W, 77-68
11/22	vs. Arizona \$	3	9	2,400	ESPN	W, 79-70
11/23	vs. Gonzaga \$	3	8	2,400	ESPN	W, 65-63
11/29	Army (HCC)	3		16,294	tv20	W, 68-54
12/2	Texas Southern (GP)	3		10,167	Fox 61	W, 113-49
12/8	Massachusetts (HCC)	3		16,294	espn2	W, 78-60
12/18	New Hampshire (HCC)	2		16,294	tv20	W, 86-44
12/23	Morehead State (GP)	2		10,167	Fox 61	W, 129-61
12/28	Stony Brook (HCC)	2		15,528	tv20	W, 85-52
12/30	Quinnipiac (HCC)	2		16,294	Fox 61	W, 111-75
1/3	at Marquette	2		15,831	Fox 61	L, 79-94
1/7	Louisiana State (HCC)	2		16,294	CBS	W, 67-66
1/9	Cincinnati (HCC)	4	25	16,294	ESPN	W, 70-59
1/14	Georgetown (HCC)	4		16,294	tv20	W, 74-67
1/16	at Syracuse	3	20	26,805	ESPN	W, 88-80
1/21	at Louisville	3	17	20,091	ESPN	W, 71-58
1/25	St. John's (GP)	1		10,167	tv20	W, 66-50
1/28	at Providence	1		12,993	Fox 61	W, 76-62
1/31	Pittsburgh(GP)	1	9	10,167	tv20	W, 80-76
2/4	at Indiana	1	22	17,324	CBS	W, 88-80
2/8	Syracuse (HCC)	1		16,294	ESPN	W, 73-50
2/11	at Seton Hall	1		13,996	Fox 61	W, 99-57
2/13	at Villanova	1	4	20,859	ESPN	L, 64-69
2/18	at West Virginia	1	11	14,683	CBS	W, 81-75
2/21	Notre Dame (HCC)	3		16,294	tv20	W, 75-74 ot
2/26	Villanova (GP)	3	2	10,167	CBS	W, 89-75
3/1	at South Florida	3		9,636	tv20	W, 66-53
3/4	Louisville (GP)	2		10,167	CW 20	W, 84-80
3/9	vs. Syracuse *	1		19,594	ESPN	L, 84-86 ot
3/17	vs. Albany #	2		19,990	CBS	W, 72-59
3/19	vs. Kentucky ##	2		20,050	CBS	W, 87-83
3/24	vs. Washington %	2		19,638	CBS	W, 98-92 ot
3/26	vs. George Mason %%	2		19,718	CBS	L, 84-86 ot

\$ EA Sports Maui Invitational, Lahaina Civic Center, Lahaina, Hawaii  
 \* BIG EAST Tournament, Madison Square Garden, New York, N.Y.  
 # NCAA Washington D.C. Region First Round, Philadelphia, PA  
 ## NCAA Washington D.C. Region Second Round, Philadelphia, PA  
 % NCAA Washington D.C. Regional Semifinals, Washington, D.C.  
 %% NCAA Washington D.C. Regional Finals, Washington, D.C.

2004-05

Head Coach: Jim Calhoun  
 23-8 Overall, 13-3 Big East  
 14-3 home, 7-3 away, 2-2 neutral  
 BIG EAST Regular Season Co-Champions  
 NCAA Tournament Second Round

Date	Opponent	UC Opp.	Att.	TV	Score	
11/20	Buffalo (GP)	8	-	10,167	tv20	W, 90-68
11/30	Fla. International (GP)	7	-	10,167	tv20	W, 99-48
12/4	Indiana (HCC)	7	-	16,294	CBS	W, 74-69
12/6	Northeastern (GP)	7	-	10,167	Fox 61	W, 97-60
12/9	at Massachusetts	7	-	9,037	espn2	L, 59-61
12/19	Rice (HCC)	11	-	16,294	tv20	W, 81-72
12/22	Central Conn. (HCC)	11	-	16,294	Fox 61	W, 87-59



ALL-TIME RESULTS

12/28	Sacred Heart (HCC)	11	-	16,294	--	W, 73-55
12/30	Quinnipiac (HCC)	11	-	16,294	Fox 61	W, 123-71
1/5	Boston College (HCC)	10	25	16,294	Fox 61	L, 70-75
1/8	at Georgetown	10	-	11,363	Fox 61	W, 66-59
1/10	at Oklahoma	12	25	12,066	ESPN	L, 77-65
1/15	Rutgers (HCC)	12	-	16,294	tv20	W, 77-64
1/17	at Seton Hall	16	-	9,429	ESPN	W, 77-68
1/22	Pittsburgh (GP)	16	21	10,167	ESPN	L, 76-66
1/25	at West Virginia	19	-	7,713	tv20	W, 68-58
1/30	at Notre Dame	19	-	11,418	CBS	L, 74-78
1/2	Villanova (HCC)	23	24	16,294	Fox 61	W, 81-76
2/5	St. John's (GP)	23	-	10,167	tv20	W, 68-46
2/7	at Syracuse	19	8	27,651	ESPN	W, 74-66
2/13	North Carolina(HCC)	19	2	16,294	CBS	L, 70-77
2/15	at Providence	18	-	12,993	espn2	W, 94-89 2ot
2/19	at Rutgers	18	-	8,011	ESPN	W, 85-63
2/21	Notre Dame (HCC)	17	-	16,294	ESPN	W, 88-74
2/26	at Pittsburgh	17	-	12,508	CBS	W, 73-64
3/2	Georgetown (GP)	15	-	10,167	tv20	W, 83-64
3/5	Syracuse (GP)	15	13	10,167	CBS	W, 88-70
3/10	Georgetown*	12	-	19,528	ESPN/espn2	W, 66-62
3/11	Syracuse*	12	18	19,528	ESPN/espn2	L, 63-67
3/18	Central Florida#	13	-	13,009	CBS	W, 77-71
3/20	North Carolina St.##	13	-	13,009	CBS	L, 62-65

\* BIG EAST Tournament at Madison Square Garden, New York, N.Y.  
# NCAA Syracuse Region First Round, Worcester, MA  
## NCAA Syracuse Region Second Round, Worcester, MA

2003-04

Head Coach: Jim Calhoun  
33-6, 12-4 in the BIG EAST

17-1 home, 6-4 away, 10-1 neutral  
NCAA National Champions  
BIG EAST Tournament Champions

Date	Opponent	Rank	UC Opp.	Att.	TV	Score
11/17	Yale (GP) \$	1	-	10,167	espn2	W, 70-60
11/19	Nevada (GP) \$	1	-	10,167	ESPN	W, 93-79
11/22	Sacred Heart (HCC)	1	-	16,085	tv20	W, 111-64
11/26	vs. Georgia Tech \$	1	-	7,607	ESPN	L, 61-77
11/28	vs. Utah \$	1	-	8,910	ESPN	W, 76-44
12/1	Lehigh (HCC)	3	-	16,103	tv20	W, 75-55
12/6	Army (GP)	3	-	10,167	tv20	W, 74-46
12/13	Quinnipiac (GP)	2	-	16,294	tv20	W, 88-55
12/20	Iona (HCC)	1	-	16,294	tv20	W, 104-54
12/28	Ball State (HCC)	1	-	16,294	tv20	W, 101-62
12/30	Massachusetts (HCC)	1	-	16,294	-	W, 91-67
1/2	at Rice	1	-	4,653	NESN/fsyn	W, 92-83
1/6	at Rutgers	1	-	8,044	tv20	W, 75-74
1/11	Oklahoma (GP)	1	6	10,167	CBS	W, 86-59
1/14	Georgetown (GP)	1	-	10,167	ESPN	W, 94-70
1/17	at North Carolina	1	9	21,750	tv20	L, 83-86
1/19	Pittsburgh (HCC)	4	9	16,294	tv20	W, 68-65
1/24	Providence (HCC)	4	-	16,294	tv20	L, 56-66
1/28	at Virginia Tech	6	-	4,653	tv20	W, 96-60
1/31	at Boston College	6	-	8,044	tv20	W, 63-58
2/2	Syracuse (HCC)	5	18	16,294	ESPN	W, 84-56
2/7	West Virginia (GP)	5	-	10,167	tv20	W, 88-58
2/9	at Notre Dame	5	-	11,418	ESPN	L, 74-80
2/15	at Pittsburgh	5	4	12,817	ABC	L, 68-75
2/18	Miami (HCC)	8	-	16,294	tv20	W, 76-63
2/21	Notre Dame (HCC)	8	-	16,294	CBS	W, 61-50
2/24	at St. John's	8	-	11,736	espn2	W, 71-53
2/28	at Villanova	8	-	16,392	ESPN	W, 75-74 ot
3/1	Seton Hall (GP)	7	-	10,167	ESPN	W, 89-67
3/7	at Syracuse	7	24	32,944	CBS	L, 56-67
3/11	vs. Notre Dame *	9	-	19,528	ESPN/espn2	W, 66-58
3/12	vs. Villanova *	9	-	19,528	ESPN/espn2	W, 87-64
3/13	vs. Pittsburgh *	9	6	19,528	ESPN/espn2	W, 61-58
3/18	vs. Vermont #	7	-	18,686	CBS	W, 70-53
3/20	vs. DePaul ##	7	-	18,686	CBS	W, 72-55
3/25	vs. Vanderbilt %	7	-	17,889	CBS	W, 73-53
3/27	vs. Alabama %%	7	-	17,889	CBS	W, 87-71

4/3	vs. Duke @	7	6	44,147	CBS	W, 79-78
4/5	vs. Georgia Tech @@	7	14	44,147	CBS	W, 82-73
\$ Pre-Season NIT, Madison Square Garden, New York, N.Y.						
* BIG EAST Tournament at Madison Square Garden, New York, N.Y.						
# NCAA Phoenix Region First Round, Buffalo, NY						
## NCAA Phoenix Region Second Round, Buffalo, NY						
% NCAA Phoenix Regional Semifinals, Phoenix, AZ						
%% NCAA Phoenix Regional Finals, Phoenix, AZ						
@ NCAA National Semifinals, San Antonio, TX						
@@ NCAA National Championship, San Antonio, TX						

2002-03

Head Coach: Jim Calhoun  
23-10, 10-6 in the BIG EAST

14-2 home, 5-6 away, 4-2 neutral  
NCAA Tournament Sweet 16

BIG EAST Regular Season Co-Champions

Date	Opponent	Rank	UC Opp.	Att.	TV	Score
11/23	Quinnipiac (GP)	14	-	10,167	tv20	W, 91-72
11/25	G. Washington (HCC)	12	-	14,863	-	W, 67-55
12/1	at Vanderbilt	11	-	12,490	tv20	W, 76-70
12/3	Sacred Heart (GP)	11	-	10,167	-	W, 116-78
12/7	Wagner (GP)	11	-	10,167	tv20	W, 97-85
12/10	Massachusetts (HCC)	9	--	14,962	tv20	W, 59-48
12/21	UNC Asheville (HCC)	8	-	14,102	tv20	W, 117-67
12/28	Central Conn. (HCC)	6	-	16,294	tv20	W, 93-65
1/2	St. Bonaventure (HCC)	5	-	15,889	-	W, 95-78
1/7	at Oklahoma	3	9	11,638	espn2	L, 63-73
1/11	Miami (GP)	3	-	10,167	tv20	W, 83-80 ot
1/14	Virginia Tech (HCC)	t6	-	16,294	tv20	W, 83-65
1/18	at North Carolina	t6	-	21,750	ESPN	L, 65-68
1/20	at Miami	11	-	6,884	ESPN	L, 76-77
1/25	Villanova (HCC)	11	-	16,294	tv20	W, 74-65
1/27	at St. John's	14	-	21,750	ESPN	W, 74-68
2/1	Boston College (GP)	18	-	6,884	tv20	L, 71-95
2/5	at Virginia Tech	18	-	4,557	tv20	L, 74-95
2/8	at Providence	23	-	12,993	ESPN	W, 84-68
2/10	Syracuse (HCC)	23	17	16,294	ESPN	W, 75-61
2/15	at Villanova	arv	-	16,241	tv20	L, 70-79
2/19	Rutgers (HCC)	arv	-	15,499	tv20	W, 87-70
2/22	St. John's (GP)	arv	-	10,167	CBS	W, 77-69
2/24	at Notre Dame	arv	9	11,418	ESPN	W, 87-79
3/2	at Pittsburgh	arv	8	12,508	CBS	L, 67-71
3/5	Providence (GP)	arv	-	10,167	tv20	L, 70-76
3/8	at Boston College	arv	-	8,606	ESPN	W, 91-54
3/13	vs. Seton Hall *	arv	-	19,528	ESPN/espn2	W, 83-70
3/14	vs. Syracuse *	arv	11	19,528	ESPN/espn2	W, 80-67
3/15	vs. Pittsburgh *	arv	5	19,528	ESPN/espn2	L, 56-74
3/20	vs. Brigham Young #	23	-	11,284	CBS	W, 58-53
3/22	vs. Stanford ##	23	18	11,271	CBS	W, 85-74
3/28	vs. Texas %	23	5	30,009	CBS	L, 78-82
* BIG EAST Tournament, Madison Square Garden, New York, NY						
# NCAA South Regional First Round, Spokane, WA						
## NCAA South Regional Second Round, Spokane, WA						
% NCAA South Regional Semifinals, San Antonio, TX						

2001-02

Head Coach: Jim Calhoun  
27-7, 13-3 in the BIG EAST

13-2 home, 7-3 away, 7-2 neutral  
NCAA Tournament Elite Eight

BIG EAST Tournament Champions

Date	Opponent	Rank	UC Opp.	Att.	TV	Score
11/19	Vanderbilt (HCC)	-	-	15,904	tv20	W, 84-71
11/26	New Hampshire (HCC)	-	-	15,935	tv20	W, 110-58
12/2	vs. G. Washington \$	-	-	13,860	-	W, 84-76
12/3	vs. Maryland \$	-	2	14,813	-	L, 65-77
12/8	Northeastern (GP)	-	-	10,027	tv20	W, 80-44
12/11	at Massachusetts +	-	-	8,894	ESPN	W, 69-59

12/21	Quinnipiac (HCC)	-	-	15,857	tv20	W, 95-79
12/28	St. Bonaventure (HCC)	-	-	6,294	tv20	L, 70-88
1/2	at Virginia Tech	-	-	2,581	tv20	W, 86-74
1/5	Miami (GP)	-	21	10,027	tv20	W, 76-75
1/7	Oklahoma (HCC)	-	5	16,294	ESPN	L, 67-69
1/10	Virginia Tech (HCC)	-	-	16,294	tv20	W, 95-60
1/13	at Villanova	-	-	12,072	tv20	W, 70-65
1/16	at Providence	-	-	12,143	tv20	W, 69-62
1/19	North Carolina (GP)	-	-	10,027	CBS	W, 86-54
1/23	St. John's (GP)	25	-	10,027	tv20	W, 75-70
1/26	at Arizona	25	10	14,577	CBS	W, 100-98 ot
1/30	at Rutgers	17	-	7,526	tv20	L, 53-61
2/2	at Miami	17	15	10,135	tv20	L, 66-68
2/5	Providence (HCC)	-	-	16,294	espn2	W, 67-56
2/9	at St. John's	-	-	19,580	ESPN	L, 83-85 ot
2/11	Villanova (HCC)	-	-	16,294	ESPN	W, 46-40
2/16	Boston College (HCC)	-	-	16,294	tv20	W, 79-77 ot
2/19	at Georgetown	-	-	11,223	espn2	W, 75-74
2/23	West Virginia (GP)	-	-	10,027	tv20	W, 95-73
2/25	at Boston College	23	-	8,163	ESPN	W, 75-61
3/2	Seton Hall (GP)	23	-	10,027	ESPN	W, 90-78
3/7	vs. Villanova *	19	-	19,528	espn2	W, 72-70
3/8	vs. Notre Dame *	19	-	19,528	ESPN	W, 82-77
3/9	vs. Pittsburgh *	19	-	19,528	ESPN	W, 74-65 2ot
3/15	vs. Hampton #	10	-	17,725	CBS	W, 78-67
3/17	vs. No. Carolina St. ##	10	25	17,725	CBS	W, 77-74
3/22	vs. Southern Illinois %	10	-	29,252	CBS	W, 71-59
3/24	vs. Maryland %%	10	4	29,252	CBS	L, 82-90

\$ BB&T Classic, MCI Center, Washington, DC  
+ MassMutual "UGame", Mullins Center, Amherst, MA  
\* BIG EAST Tournament, Madison Square Garden, New York, N.Y.  
# NCAA East Regional First Round, Washington, DC  
## NCAA East Regional Second Round, Washington, DC  
% NCAA East Regional Semifinal, Syracuse, N.Y.  
%% NCAA East Regional Final, Syracuse, N.Y.

2000-01

Head Coach: Jim Calhoun  
20-12, 8-8 in the BIG EAST

16-2 home, 1-8 road, 3-2 neutral

National Invitation Tournament Second Round

Date	Opponent	Rank	UC Opp.	Att.	TV	Score
11/17	Quinnipiac (HCC)	13	-	14,423	tv20	W, 86-71
11/20	vs. Dayton @	13	-	2,500	tv20	L, 66-80
11/21	vs. Chamaine @	12	-	2,500	-	W, 77-61
11/22	vs. Louisville @	12	-	2,500	tv20	W, 83-71
11/28	Brown (GP)	16	-	9,992	tv20	W, 88-78
11/30	Houston (GP)	16	-	10,027	tv20	W, 72-60
12/2	New Hampshire (GP)	16	-	10,027	tv20	W, 97-70
12/9	Arizona (GP)	15	5	10,027	CBS	W, 71-69
12/12	Massachusetts +	11	-	9,123	ESPN	W, 82-67
12/22	Fairfield (HCC)	11	-	15,694	tv20	W, 100-66
12/26	Rhode Island (HCC)	10	-	16,294	tv20	W, 87-76
12/28	Stony Brook (HCC)	10	-	15,876	tv20	W, 67-58
1/3	at Boston College	10	-	8,606	tv20	L, 68-85
1/6	St. John's (GP)	10	-	10,027	CBS	W, 82-80
1/10	Pittsburgh (HCC)	13	-	16,294	tv20	W, 73-53
1/13	at Providence	13	-	12,409	tv20	L, 68-81
1/15	at Texas	13	23	14,311	ESPN	L, 56-60
1/20	at Miami	15	-	7,138	tv20	L, 59-70
1/24	Villanova (HCC)	24	-	16,294	ESPN	L, 59-70
1/30	at St. John's	-	-	16,314	espn2	L, 55-60
2/3	Virginia Tech (GP)	-	-	10,027	tv20	W, 85-72
2/6	Providence (HCC)	-	-	16,294	tv20	W, 83-68
2/10	at Villanova	-	-	15,242	tv20	L, 60-74
2/13	Boston College (HCC)	-	9	16,294	tv20	W, 82-71
2/17	at Virginia Tech	-	-	6,211	tv20	W, 61-46
2/19	at Syracuse	-	17	22,082	ESPN	L, 60-65
2/24	Miami (GP)	-	-	10,027	ABC	W, 60-53
2/26	Notre Dame (HCC)	-	13	16,294	ESPN	W, 75-59
3/3	at Seton Hall	-	-	18,055	CBS	L, 63-65
3/7	vs. Syracuse*	-	14	19,528	ESPN	L, 75-86

ALL-TIME RESULTS

3/14 South Carolina# (GP) - - 3,244 espn2 W, 72-65  
 3/18 Detroit Mercy## (GP) - - 8,689 - L, 61-67  
 @ Maui Invitational, Maui, Hawaii  
 + MassMutual "UGame", Hartford Civic Ctr., Hartford, CT  
 \* BIG EAST Tournament at Madison Square Garden, New York, N.Y.  
 # National Invitation Tournament First Round, Storrs, CT  
 ## National Invitation Tournament Second Round, Storrs, CT

1999-00

Head Coach: Jim Calhoun

25-10 overall, 10-6 in the BIG EAST

13-3 home, 6-4 away, 6-3 neutral

NCAA Tournament Second Round

Date	Opponent	Rank	UC Opp.	Att.	TV	Score
11/11	vs. Iowa @	1	-	19,548	espn2	L, 68-70
11/12	vs. Duke @	1	10	19,548	ESPN	W, 71-66
11/19	Vermont (GP)	8	-	10,027	tv20	W, 89-52
11/22	Massachusetts (GP) +	8	-	10,027	espn2	W, 79-65
11/29	Coppin State (HCC)	7	-	16,150	tv20	W, 89-44
12/4	UNC Asheville (GP)	5	-	10,027	tv20	W, 98-68
12/7	vs. Arizona \$	6	2	16,294	ESPN	W, 78-69
12/12	Fordham (GP)	6	-	8,917	tv20	W, 94-75
12/23	Fairfield (HCC)	2	-	16,294	tv20	W, 84-60
12/30	at Houston	2	-	8,917	tv20	W, 82-76
1/3	Sacred Heart (HCC)	2	-	16,294	tv20	W, 83-56
1/5	Notre Dame (HCC)	2	-	16,294	L, 70-75	
1/8	at Pittsburgh	2	-	6,798	tv20	W, 73-51
1/10	Texas (HCC)	2	15	16,294	ESPN	W, 76-67
1/16	St. John's (GP)	5	-	10,027	CBS	L, 77-82
1/22	at Georgetown	8	-	16,989	CBS	W, 92-71
1/24	at Syracuse	8	4	26,474	ESPN	L, 74-88
1/27	Providence (HCC)	6	-	16,294	tv20	W, 64-50
1/30	Seton Hall (HCC)	6	-	16,294	tv20	W, 66-56
2/2	at Villanova	7	-	15,541	ESPN	W, 74-60
2/5	at Michigan State	7	6	14,659	CBS	L, 66-85
2/9	Boston College (HCC)	13	-	16,294	tv20	W, 87-58
2/12	at Notre Dame	13	-	11,418	tv20	L, 66-68
2/14	at Seton Hall	13	23	12,369	espn2	W, 59-50
2/19	Miami (GP)	18	-	10,027	ABC	L, 57-63
2/21	at St. John's	18	-	19,410	ESPN	L, 64-79
2/26	West Virginia (GP)	22	-	10,027	tv20	W, 72-71
2/28	at Rutgers	22	-	8,504	ESPN	W, 74-69
3/4	Syracuse (HCC)	24	-	16,294	CBS	W, 79-64
3/8	vs. Boston College*	21	-	17,729	ESPN	W, 70-55
3/9	vs. Seton Hall*	21	-	18,406	ESPN	W, 79-64
3/10	vs. Georgetown*	21	-	19,528	ESPN	W, 70-55
3/11	vs. St. John's*	21	19	19,528	ESPN	L, 70-80
3/17	vs. Utah State#	20	-	11,061	CBS	W, 75-67
3/19	vs. Tennessee##	20	10	16,108	L, 51-65	

@ Coaches vs. Cancer IKON Classic, MSG, New York, N.Y.  
 \$ Great Eight Basketball Classic, United Ctr., Chicago, IL  
 + MassMutual "UGame", Gampel Pavilion, Storrs, CT  
 \* BIG EAST Tournament at Madison Square Garden, New York, N.Y.  
 # NCAA South Regional First Round, Birmingham, AL  
 ## NCAA South Regional Second Round, Birmingham, AL

1998-99

Head Coach: Jim Calhoun

34-2, 16-2 in the BIG EAST

13-2 home, 11-0 away, 10-0 neutral

NCAA National Champions

BIG EAST Tournament Champions

BIG EAST Regular Season Champions

Date	Opponent	Rank	UC Opp.	Att.	TV	Score
11/15	Quinnipiac (GP)	2	-	10,027	tv20	W, 102-60
11/19	Richmond (GP)	2	-	10,027	espn2	W, 77-57
11/24	Hartford (HCC)	2	-	16,192	tv20	W, 95-58
11/27	Wagner (HCC)	2	-	16,024	tv20	W, 111-46
12/1	vs. Washington \$	1	14	19,124	ESPN	W, 69-48

12/5	Michigan State (GP)	1	9	10,027	CBS	W, 82-68
12/9	at Massachusetts +	1	-	9,493	ESPN	W, 59-54
12/12	at Pittsburgh	1	18	6,798	tv20	W, 70-69
12/23	Fairfield (HCC)	1	-	16,294	tv20	W, 102-67
12/30	Villanova (HCC)	1	-	16,294	tv20	W, 100-76
1/2	Georgetown (GP)	1	-	10,077	tv20	W, 87-64
1/6	at Boston College	1	-	8,606	tv20	W, 91-78
1/9	at West Virginia	1	-	10,118	tv20	W, 80-45
1/12	Notre Dame (HCC)	1	-	16,294	tv20	W, 101-70
1/16	Pittsburgh (HCC)	1	-	16,294	tv20	W, 81-58
1/20	at Miami	1	25	15,147	ESPN	W, 70-68
1/23	Seton Hall (GP)	1	-	10,027	tv20	W, 62-47
1/25	at Georgetown	1	-	15,964	ESPN	W, 78-71
1/30	at St. John's	1	9	19,528	CBS	W, 78-74
2/1	Syracuse (HCC)	1	16	16,294	ESPN	L, 42-59
2/6	at Stanford	1	4	7,391	ABC	W, 70-59
2/10	Boston College (HCC)	2	-	16,294	tv20	W, 66-50
2/13	at Seton Hall	2	-	14,851	tv20	W, 53-48
2/16	Rutgers (GP)	2	-	10,027	espn2	W, 77-64
2/20	Miami (GP)	2	15	10,027	CBS	L, 71-73
2/22	at Providence	2	-	12,993	ESPN	W, 72-65
2/28	at Syracuse	4	20	30,367	CBS	W, 70-58
3/4	vs. Seton Hall *	3	-	17,540	ESPN	W, 57-56
3/5	vs. Syracuse *	3	-	19,548	ESPN	W, 71-50
3/6	vs. St. John's *	3	-	19,548	ESPN	W, 82-63
3/11	vs. TX-San Antonio #	3	-	16,237	CBS	W, 91-66
3/13	vs. New Mexico ##	3	24	16,237	CBS	W, 78-56
3/18	vs. Iowa %	3	20	17,957	CBS	W, 78-68
3/20	vs. Gonzaga %%	3	-	18,053	CBS	W, 67-62
3/27	vs. Ohio State @	3	14	41,340	CBS	W, 64-58
3/29	vs. Duke @@	3	1	41,340	CBS	W, 77-74

\$ Great Eight Basketball Classic, United Center, Chicago, IL  
 + MassMutual "UGame", Mullins Center, Amherst, MA  
 \* BIG EAST Tournament at Madison Square Garden, New York, N.Y.  
 # NCAA West Regional First Round, Denver, CO  
 ## NCAA West Regional Second Round, Denver, CO  
 % NCAA West Regional Semifinals, Phoenix, AZ  
 %% NCAA West Regional Finals, Phoenix, AZ  
 @ NCAA National Semifinals, St. Petersburg, FL  
 @@ NCAA National Championship, St. Petersburg, FL

1997-98

Head Coach: Jim Calhoun

32-5, 15-3 in the BIG EAST

17-0 home, 7-3 away, 8-2 neutral

NCAA Tournament Elite Eight

BIG EAST Tournament Champions

BIG EAST Regular Season Champions

Date	Opponent	Rank	UC Opp.	Att.	TV	Score
11/15	Yale (HCC)	12	-	13,391	tv8	W, 88-57
11/17	Boston Univ. (GP) \$	12	-	9,311	-	W, 68-54
11/19	Rhode Island (GP) \$	12	20	9,592	ESPN	W, 80-67
11/24	Coppin State (HCC)	12	-	13,212	tv8	W, 72-50
11/26	vs. Florida State \$\$	11	25	11,510	ESPN	L, 60-67
11/28	vs. Arizona State \$\$\$	11	-	12,254	ESPN	W, 82-61
12/3	West Virginia (GP)	12	-	19,621	tv8	W, 88-75
12/7	at Rutgers	12	-	6,112	tv8	W, 59-44
12/10	at Virginia	13	-	6,841	tv8	W, 74-63
12/20	UNC-Wilmington (HCC)	12	-	13,911	tv8	W, 93-55
12/23	vs. Massachusetts +	11	-	10,797	ESPN	W, 72-55
12/28	Hartford (HCC)	11	-	14,505	tv8	W, 100-69
12/30	Fairfield (HCC)	10	-	14,313	tv8	W, 90-63
1/3	Notre Dame (HCC)	10	-	15,101	tv8	W, 84-58
1/6	at Miami	10	-	8,247	tv8	L, 67-76
1/11	at Boston College	8	-	7,976	tv8	W, 80-68
1/13	Seton Hall (HCC)	10	-	14,756	tv8	W, 80-59
1/17	Georgetown (HCC)	10	-	16,294	CBS	W, 86-72
1/19	at St. John's	10	-	11,768	ESPN	L, 62-64
1/24	at Syracuse	8	15	25,718	CBS	W, 63-54
1/27	at Providence	9	-	12,978	espn2	W, 63-56
1/31	Rutgers (GP)	9	-	10,027	tv8	W, 73-56

2/2	Villanova (HCC)	9	-	15,439	ESPN	W, 80-65
2/7	Stanford (GP)	7	-	10,027	CBS	W, 76-56
2/11	at West Virginia	6	16	15,167	ESPN	L, 62-80
2/14	Pittsburgh (HCC)	6	-	15,467	tv8	W, 92-67
2/17	at Notre Dame	7	-	10,273	espn2	W, 88-79
2/21	at Villanova	7	-	12,934	tv8	W, 83-76
2/23	Providence (HCC)	7	-	16,129	ESPN	W, 77-68
2/28	St. John's (GP)	6	-	10,027	tv8	W, 87-58
3/5	vs. Providence *	6	-	15,377	ESPN	W, 64-55
3/6	vs. Rutgers *	6	-	19,548	ESPN	W, 64-50
3/7	vs. Syracuse *	6	22	18,521	ESPN	W, 69-64
3/12	vs. Fair. Dickinson #	6	-	19,288	CBS	W, 93-85
3/14	vs. Indiana ##	6	-	19,320	CBS	W, 78-68
3/19	vs. Washington %	6	-	23,235	CBS	W, 75-74
3/21	vs. N. Carolina %%	6	1	23,235	CBS	L, 64-75

\$ Pre-Season NIT  
 \$\$ Pre-Season NIT, Madison Square Garden, New York, N.Y.  
 + MassMutual "UGame", Hartford Civic Center, Hartford, CT  
 \* BIG EAST Tournament, Madison Square Garden, New York, N.Y.  
 # NCAA East Regional First Round, Washington, DC  
 ## NCAA East Regional Second Round, Washington, DC  
 % NCAA East Regional Semifinals, Greensboro, NC  
 %% NCAA East Regional Final, Greensboro, NC

1996-97

Head Coach: Jim Calhoun

18-15, 7-11 in the BIG EAST

12-7 home, 4-5 away, 2-3 neutral

National Invitational Tournament-3rd Place

Date	Opponent	Rank	UC Opp.	Attn.	TV	Score
11/15	Indiana +	-	24	32,250	ESPN	L, 61-68
11/25	Northeastern (HCC)	-	-	13,005	tv8	W, 89-37
11/29	Yale (HCC)	-	-	14,529	tv8	W, 72-39
12/2	SW Texas St. (HCC)	-	-	14,104	tv8	W, 66-49
12/4	at Pittsburgh	-	-	95,37	tv8	L, 49-56
12/7	Boston College (GP)	-	20	10,027	tv8	W, 61-54
12/21	Fairfield (HCC)	-	-	14,918	tv8	W, 68-58
12/23	Virginia (OT) (GP)	-	-	10,027	tv8	W, 64-61
12/27	vs. Massachusetts %	-	-	14,389	ESPN	W, 64-61
12/29	Hartford (HCC)	-	-	13,793	tv8	W, 104-62
1/2	at Rutgers	-	-	5,806	tv8	W, 66-57
1/4	West Virginia (HCC)	-	-	15,358	tv8	W, 79-62
1/8	St. John's (GP)	-	-	10,027	tv8	L, 67-71 ot
1/11	at Georgetown	-	-	12,181	tv8	W, 69-54
1/19	Kansas (HCC)	-	1	16,294	CBS	L, 65-73
1/22	at Miami	-	-	6,662	tv8	L, 46-69
1/26	Syracuse (HCC)	-	-	16,294	CBS	L, 53-65
1/29	Providence (GP)	-	-	10,027	ESPN	L, 47-62
2/1	at Seton Hall	-	-	15,141	tv8	W, 62-55
2/3	Georgetown (HCC)	-	-	15,842	ESPN	L, 51-52
2/8	at Notre Dame	-	-	10,196	tv8	L, 65-71 ot
2/12	at Boston College	-	-	8,134	ESPN	W, 61-56
2/15	Miami (GP)	-	-	10,027	tv8	W, 72-52
2/17	at Syracuse	-	-	22,950	ESPN	L, 66-71 ot
2/23	at Villanova	-	19	17,263	CBS	L, 58-65
2/25	Pittsburgh (HCC)	-	-	15,746	espn2	L, 74-77
3/1	Seton Hall (HCC)	-	-	16,186	tv8	L, 60-73
3/5	vs. Pittsburgh *	-	-	18,291	ESPN	L, 62-63
3/12	vs. Iona (GP)#	-	-	6,029	-	W, 71-66
3/18	vs. Bradley (GP)#	-	-	8,338	CPTV	W, 63-47
3/21	vs. Nebraska (GP)#	-	-	8,411	CPTV	W, 76-67
3/25	vs. Florida State ##	-	-	13,841	ESPN	L, 66-71 ot
3/27	vs. Arkansas ##	-	-	15,849	-	W, 74-64

+ The Classic, RCA Dome, Indianapolis, IN  
 % MassMutual "UGame", Hartford Civic Center, Hartford, CT  
 \* BIG EAST Tournament, Madison Square Garden, New York, N.Y.  
 # National Invitation Tournament  
 ## National Invitation Tournament, Madison Square Garden

ALL-TIME RESULTS

1995-96

Head Coach: Jim Calhoun  
 32-3\*\*, 17-1 in the BIG EAST  
 15-0 home, 10-1 away, 7-2 neutral\*\*  
 NCAA Tournament Sweet 16\*\*  
 BIG EAST Tournament Champions  
 BIG EAST Regular Season Champions

Rank						
Date	Opponent	UC Opp.	Attn.	TV	Score	
11/22	vs. Texas Christian	\$ 6 -	7,863	espn2	W, 102-76	
11/24	vs. Iowa	\$ 6 10	7,863	-	L, 95-101 ot	
11/25	vs. Indiana	\$ 6 -	7,863	-	W, 86-52	
11/29	Northeastern (HCC)	9 -	15,522	tv8	W, 86-39	
12/3	Boston College (HCC)	9 -	16,294	tv8	W, 63-62	
12/6	at Notre Dame	9 -	11,089	tv8	W, 85-65	
12/8	Yale (HCC)	9 -	15,112	tv8	W, 93-66	
12/12	at Florida State	8 -	8,873	ESPN	W, 79-61	
12/23	Fairfield (GP)	8 -	8,241	tv8	W, 86-52	
12/27	at Col. of Charleston	7 -	6,721	tv8	W, 77-60	
12/30	Hartford (HCC)	7 -	16,294	tv8	W, 102-63	
1/3	at West Virginia	7 -	8,013	tv8	W, 89-79	
1/6	Miami (HCC)	7 -	16,294	tv8	W, 73-52	
1/9	Villanova (GP)	6 7	8,241	ESPN	W, 81-73	
1/13	at Providence	6 -	13,106	tv8	W, 83-74	
1/17	St. John's (HCC)	5 -	16,294	ESPN	W, 88-73	
1/21	Syracuse (HCC)	5 12	16,294	CBS	W, 79-70	
1/23	Central Conn. (HCC)	4 -	15,828	tv8	W, 116-46	
1/25	at Pittsburgh	4 -	6,798	ESPN	W, 69-63	
1/28	Virginia (HCC)	4 -	16,294	CBS	W, 76-46	
1/31	at Rutgers	4 -	8,091	tv8	W, 77-59	
2/3	at St. John's	4 -	19,544	tv8	W, 77-63	
2/6	Providence (GP)	4 -	8,241	ESPN	W, 99-77	
2/14	West Virginia (GP)	3 -	8,241	tv8	W, 87-69	
2/17	Notre Dame (GP)	3 -	8,241	NBC	W, 85-65	
2/19	at Georgetown	3 -	19,035	ESPN	L, 65-77	
2/25	at Villanova	3 -	18,524	CBS	W, 70-59	
2/28	Rutgers (GP)	4 -	8,241	tv8	W, 78-66	
3/2	at Seton Hall	4 -	20,029	tv8	W, 87-58	
3/7	vs. Seton Hall *	3 -	19,544	ESPN	W, 79-58	
3/8	vs. Syracuse *	3 15	19,544	ESPN	W, 85-67	
3/9	vs. Georgetown #	3 4	19,544	ESPN	W, 75-74	
3/14	**vs. Colgate #	3 -	31,373	CBS	W, 68-59	
3/16	**vs. E. Michigan ##	3 -	32,293	CBS	W, 95-81	
3/22	**vs. Mississippi St. %	3 19	28,890	CBS	L, 55-60	

\$ Great Alaska Shootout, Anchorage, AK  
 \* BIG EAST Tournament, Madison Square Garden, New York, N.Y.  
 # NCAA MidEast Regional First Round, Indianapolis, IN  
 ## NCAA MidEast Regional Second Round, Indianapolis, IN  
 % NCAA MidEast Regional Semi-Finals, Lexington, KY  
 \*\* NCAA Tournament games vacated; official NCAA record 30-2

1994-95

Head Coach: Jim Calhoun  
 28-5, 16-2 in the BIG EAST  
 14-1 home, 8-2 away, 6-2 neutral  
 NCAA Tournament Elite Eight  
 BIG EAST Regular Season Champions

Rank						
Date	Opponent	UC Opp.	Attn.	TV	Score	
11/25	Lafayette (HCC)	16 -	15,847	-	W, 110-48	
11/29	vs. Duke	\$ 16 8	17,264	ESPN	W, 90-86	
12/2	Yale (HCC)	16 -	15,931	tv8	W, 105-53	
12/6	at Boston College	10 -	8,606	tv8	W, 74-70	
12/23	Fairfield (HCC)	20 -	16,294	-	W, 85-68	
12/27	Illinois (HCC)	8 -	16,294	tv8	W, 71-56	
12/30	Northeastern (HCC)	6 -	16,294	-	W, 88-70	
1/3	at Villanova	6 -	6,500	tv8	W, 77-62	
1/5	Hartford (GP)	6 -	8,241	-	W, 102-77	
1/8	St. John's (HCC)	2 -	16,294	CBS	W, 98-78	
1/11	at Pittsburgh	2 -	6,798	tv8	W, 85-76	
1/14	Providence (GP)	2 -	8,241	tv8	W, 70-62	
1/16	Georgetown (HCC)	2 10	16,294	ESPN	W, 93-73	
1/21	at Seton Hall	2 -	17,049	tv8	W, 86-81	

1/23	Syracuse (GP)	2 6	8,241	ESPN	W, 86-75	
1/28	at Kansas +	4 7	16,981	CBS	L, 59-88	
1/31	Miami (HCC)	4 -	16,294	tv8	W, 82-57	
2/4	at St. John's	3 -	19,542	tv8	W, 99-82	
2/6	Pittsburgh (GP)	3 -	8,241	ESPN	W, 90-61	
2/12	at Syracuse	1 9	31,211	CBS	W, 77-70	
2/14	at Georgetown	1 22	17,690	tv8	W, 91-85	
2/18	Villanova (GP)	4 15	8,241	CBS	L, 73-96	
2/21	Boston College (HCC)	4 -	16,294	tv8	W, 88-75	
2/25	Seton Hall (GP)	4 -	8,241	tv8	W, 75-61	
2/27	at Providence	4 -	13,106	ESPN	L, 70-72	
3/4	at Miami	6 -	11,263	tv8	W, 75-67	
3/10	vs. Pittsburgh *	6 -	19,544	tv8	W, 81-78	
3/11	vs. Georgetown *	6 22	19,544	CBS	W, 88-81	
3/12	vs. Villanova *	8 10	19,544	CBS	L, 78-94	
3/16	vs. Tenn.-Chatt. #	8 -	11,790	CBS	W, 100-71	
3/18	vs. Cincinnati ##	8 -	13,521	CBS	W, 96-91	
13/23	vs. Maryland %	8 10	14,399	CBS	W, 99-89	
3/25	vs. UCLA %%	8 1	14,399	CBS	L, 96-102	

\$ Great Eight Basketball Tour., The Palace, Auburn Hills, MI  
 + Kemper Arena, Kansas City, MO  
 \* BIG EAST Tournament at Madison Square Garden, New York, N.Y.  
 # NCAA West Regional First Round, Salt Lake City, UT  
 ## NCAA West Regional Second Round, Salt Lake City, UT  
 % NCAA West Regional Semifinal, Oakland, CA  
 %% NCAA West Regional Final, Oakland, CA

1993-94

Head Coach: Jim Calhoun  
 29-5, 16-2 in the BIG EAST  
 15-0 home, 9-2 away, 5-3 neutral  
 NCAA Tournament Sweet 16  
 BIG EAST Regular Season Champions

Rank						
Date	Opponent	UC Opp.	Attn.	TV	Score	
11/27	vs. Towson State \$	-	2,410	-	W, 107-67	
11/29	at Virginia	- 12	8,457	tv8	W, 77-36	
12/1	Yale (GP)	-	8,241	-	W, 81-64	
12/8	at Seton Hall	21 20	13,908	tv8	W, 82-66	
12/11	Central Conn. (HCC)	21 -	15,785	-	W, 117-63	
12/15	Texas (GP)	16 -	8,241	ESPN	W, 96-86	
12/23	Fairfield (HCC)	15 -	16,294	-	W, 75-57	
12/28	vs. Texas-Arlington +	14 -	2,350	-	W, 112-72	
12/29	vs. Ohio University +	14 -	750	-	L, 76-85	
12/30	vs. Tennessee Tech +	14 -	1,800	-	W, 130-78	
1/2	Winthrop (GP)	14 -	8,241	-	W, 113-59	
1/4	Georgetown (HCC)	16 -	16,294	tv8	W, 77-65	
1/8	Boston College (GP)	16 -	8,241	tv8	W, 77-71	
1/10	Syracuse (HCC)	14 15	16,294	ESPN/tv8	W, 75-67	
1/15	at St. John's	14 -	19,542	tv8	W, 85-81	
1/17	Hartford (HCC)	10 -	16,294	-	W, 88-62	
1/19	at Providence	10 -	13,106	ESPN	W, 79-78	
1/25	Villanova (HCC)	6 -	16,294	NESN	W, 91-67	
1/29	at Pittsburgh	6 -	6,798	tv8	W, 88-67	
2/1	at Syracuse	5 -	24,540	tv8	L, 95-108	
2/5	Miami (GP)	5 -	8,241	tv8	W, 73-57	
2/9	at Boston College	6 -	8,706	ESPN	W, 94-91 2ot	
2/12	Seton Hall (GP)	6 -	8,241	tv8	W, 80-68	
2/15	at Villanova	3 -	6,500	tv8	L, 63-64	
2/19	Providence (GP)	3 -	8,241	tv8	W, 81-73	
2/22	at Miami	5 -	4,045	-	W, 74-49	
2/26	Pittsburgh (HCC)	5 -	16,294	tv8	W, 78-66	
2/28	at Georgetown	14 -	12,013	ESPN	W, 66-62	
3/5	St. John's (HCC)	4 -	16,294	CBS	W, 95-80	
3/11	vs. St. John's *	2 -	19,544	tv8	W, 97-77	
3/12	vs. Providence *	2 -	19,544	CBS	L, 67-69	
3/17	vs. Rider #	4 -	16,204	CBS	W, 64-46	
3/19	vs. G.Washington ##	4 -	16,204	CBS	W, 75-63	
3/25	vs. Florida ###	4 14	15,217	CBS	L, 60-69 ot	

\$ Hershey Arena, Hershey, PA + Big Island Invitational, Hilo, HI  
 \* BIG EAST Tournament, Madison Square Garden, New York, N.Y.  
 # NCAA East Regional First Round, Uniondale, NY  
 ## NCAA East Regional Second Round, Uniondale, NY  
 ### NCAA East Regional Semifinals, Miami, FL

1992-93

Head Coach: Jim Calhoun  
 15-13, 9-9 in the BIG EAST  
 10-6 home, 5-5 road, 0-2 neutral  
 National Invitation Tournament First Round

Rank						
Date	Opponent	UC Opp.	Attn.	TV	Score	
11/28	vs. Purdue +	16 24	8,999	ESPN	L, 69-73	
12/5	at North Carolina St.	25 -	9,100	ESPN	W, 81-74	
12/8	St. John's (GP)	-	8,241	tv8	W, 74-72 ot	
12/10	Yale (HCC)	-	14,567	-	W, 65-38	
12/22	Fairfield (HCC)	22 -	15,820	-	W, 90-66	
12/28	Hartford (HCC)%	23 -	16,040	-	W, 91-66	
12/29	Towson St. (HCC)%	23 -	15,564	-	W, 99-66	
1/4	at Seton Hall	19 7	14,965	ESPN	L, 69-72	
1/9	at Villanova	19 -	6,500	tv8	W, 87-80	
1/12	Pittsburgh (HCC)	15 -	16,294	tv8	L, 78-80	
1/16	at Boston College	15 -	8,606	tv8	W, 66-64	
1/18	Georgetown (HCC)	17 18	16,294	ESPN	L, 69-86	
1/23	Providence (GP)	17 -	8,241	tv8	W, 68-61	
1/26	at Miami	22 -	4,058	tv8	L, 65-80	
1/30	at St. John's	22 -	18,935	tv8	L, 59-72	
2/2	Syracuse (HCC)	-	16,294	tv8	L, 57-60	
2/6	Florida State (GP)	-	8,241	CBS	L, 74-86	
2/9	Villanova (GP)	-	8,241	tv8	W, 82-62	
2/13	Miami (GP)	-	8,241	tv8	W, 88-72	
2/15	at Syracuse	-	26,890	ESPN	W, 80-76	
2/20	at Pittsburgh	- 17	6,798	tv8	W, 81-80	
2/22	Maine (HCC)	-	15,115	ESPN	W, 108-72	
2/24	Boston College (GP)	-	8,241	CBS	W, 69-64	
2/27	Seton Hall (HCC)	- 14	16,294	-	L, 74-82	
3/2	at Providence	-	13,106	tv8	L, 71-74	
3/7	at Georgetown	-	9,528	CBS	L, 56-70	
3/12	vs. Providence *	-	19,522	tv8	L, 55-73	
3/19	Jackson State (GP) #	-	8,241	-	L, 88-90 ot	

+ Hall of Fame Tip-Off Classic, Springfield CC, Springfield, MA  
 % Connecticut Mutual Classic, Hartford CC, Hartford, CT  
 \* BIG EAST Tournament at Madison Square Garden, New York, N.Y.  
 # - National Invitation Tournament

1991-92

Head Coach: Jim Calhoun  
 20-10, 10-8 in the BIG EAST  
 14-2 home, 5-6 away, 1-2 neutral  
 NCAA Tournament Second Round

Rank						
Date	Opponent	UC Opp.	Attn.	TV	Score	
11/22	Hartford (HCC)	15 -	16,184	-	W, 76-46	
11/29	Yale (HCC)	15 -	16,184	-	W, 79-55	
12/2	Wake Forest (HCC)^	12 23	13,169	ESPN	W, 84-75	
12/7	Maine (GP)	12 -	8,241	-	W, 85-71	
12/14	at Texas	8 -	14,309	ESPN	W, 94-77	
12/23	Fairfield (GP)	5 -	8,241	-	W, 89-59	
12/27	Central Conn. (HCC)%	5 -	16,024	-	W, 112-58	
12/28	Furman (HCC)%	5 -	16,174	NESN	W, 87-68	
1/2	Miami (GP)	5 -	8,241	tv8	W, 85-62	
1/4	at Illinois	5 -	12,376	CBS	W, 70-66	
1/7	St. John's (GP)	5 17	8,241	tv8	W, 85-76	
1/11	at Villanova	5 -	6,500	tv8	L, 70-79	
1/14	Pittsburgh (HCC)	8 -	16,254	tv8	W, 87-77	
1/18	at Miami	8 -	10,231	tv8	W, 77-58	
1/22	at Providence	7 -	13,106	ESPN	W, 97-86 ot	
1/25	Boston College (HCC)	7 -	16,294	NESN	W, 83-77 ot	
1/27	Villanova (GP)	6 -	8,241	ESPN	W, 72-58	
2/1	at St. John's	6 -	19,876	CBS	L, 57-90	
2/3	at Syracuse	10 13	27,347	ESPN	L, 83-84	
2/8	Seton Hall (GP)	10 -	8,241	tv8	L, 69-81	
2/12	Georgetown (HCC)	18 -	16,294	tv8	L, 63-70	
2/19	at Georgetown	21 25	13,108	tv8	L, 58-60	
2/22	Providence (GP)	21 -	8,241	NESN	W, 94-73	
2/25	at Pittsburgh	24 -	6,511	tv8	L, 77-86	
3/1	at Seton Hall	24 22	20,029	SBC	L, 64-77	
3/4	Syracuse (HCC)	- 21	16,294	ESPN	W, 85-78	
3/7	at Boston College	-	8,606	tv8	W, 89-79	



ALL-TIME RESULTS

3/13 vs. St. John's \* - - 18,899 tv8 L, 59-64 ot  
 3/19 vs. Nebraska # - - 10,002 CBS W, 86-65  
 3/21 vs. Ohio State ## - 3 16,002 CBS L, 55-78  
 ^ ACC/BIG EAST Challenge, Hartford, CT  
 % Connecticut Mutual Classic, Hartford CC, Hartford, CT  
 \*BIG EAST Tournament, Madison Square Garden, New York, N.Y.  
 #NCAA Southeast Region First Round, Cincinnati, OH  
 ##NCAA Southeast Region Second Round, Cincinnati, OH

1990-91

Head Coach: Jim Calhoun

20-11, 9-7 in the BIG EAST

12-4 home, 6-5 away, 2-2 neutral

NCAA Tournament Sweet 16

Rank

Date	Opponent	UC Opp.	Attn.	TV	Score
11/24	Coll. of Charleston (GP)	17	-	-	W, 68-52
11/27	Hartford (GP)	15	-	-	W, 90-63
11/29	at Yale	15	-	tv8	W, 49-48
12/6	at North Carolina ^	14	10	21,572 ESPN	L, 64-79
12/9	at Maine	14	-	-	W, 85-60
12/12	New Hampshire (GP)	16	-	tv8	W, 85-32
12/23	Fairfield (HCC)	15	-	-	W, 94-70
12/28	Lafayette (HCC)%	13	-	-	W, 59-57
12/29	Rhode Island (HCC)%	13	-	-	W, 90-69
1/2	at Boston College	12	-	tv8	W, 96-70
1/5	Pittsburgh (HCC)	12	11	16,294 NESN	W, 81-76
1/8	at Villanova	9	-	tv8	W, 74-71
1/10	Central Conn. (GP)	9	-	-	W, 115-47
1/12	St. John's (GP)	9	10	8,241 CBS	L, 59-72
1/16	at Syracuse	15	8	29,899 ESPN	L, 79-81 ot
1/19	Providence (HCC)	15	-	tv8	L, 102-108
1/22	at St. John's	19	10	13,017 tv8	L, 62-65
1/26	at Seton Hall	19	-	14,016 NESN	L, 62-76
1/28	Syracuse (HCC)	19	6	16,294 ESPN	L, 66-68
2/2	Villanova (GP)	-	-	8,241 tv8	W, 67-59
2/5	Boston College (GP)	-	-	8,241 tv8	W, 76-59
2/11	Georgetown (HCC)	-	20	16,294 ESPN	W, 61-55
2/16	North Carolina St. (GP)-	-	-	8,241 CBS	L, 59-60
2/19	at Providence	-	-	13,106 tv8	W, 70-66 ot
2/23	at Georgetown	-	25	17,253 CBS	L, 57-71
2/27	Seton Hall (GP)	-	20	8,241 ESPN	W, 62-60 ot
3/2	at Pittsburgh	-	-	6,798 tv8	W, 78-68
3/8	vs. Georgetown *	-	-	19,081 tv8	L, 49-68
3/14	vs. Louisiana State #	-	22	25,348 CBS	W, 79-62
3/16	vs. Xavier ##	-	-	28,114 CBS	W, 66-50
3/22	vs. Duke ###	-	6	30,461 CBS	L, 67-81

^ ACC/BIG EAST Challenge, Chapel Hill, NC  
 % Connecticut Mutual Classic, Hartford CC, Hartford, CT  
 \* BIG EAST Tournament, Madison Square Garden, New York, N.Y.  
 # NCAA Midwest Region First Round, Minneapolis, MN  
 ## NCAA Midwest Region Second Round, Minneapolis, MN  
 ### NCAA Midwest Regional Semi-Finals, Pontiac, MI

1989-90

Head Coach: Jim Calhoun

31-6, 12-4 in the BIG EAST

17-1 home, 8-4 away, 6-2 neutral

NCAA Tournament Elite Eight

BIG EAST Tournament Champions

BIG EAST Regular Season Co-Champions

Rank

Date	Opponent	UC Opp.	Attn.	TV	Score
11/24	vs. Texas A&M +	-	-	4,620 tv8	L, 81-92
11/26	vs. Auburn +	-	-	3,302 -	W, 95-81
11/27	vs. Florida State +	-	-	3,179 ESPN	W, 63-60
11/30	Yale (FH)	-	-	4,604 tv8	W, 76-50
12/2	Howard (FH)	-	-	4,604 -	W, 78-59
12/4	Maryland (HCC)^	-	-	10,174 ESPN	W, 87-65
12/7	Hartford (HCC)	-	-	13,102 -	W, 79-54
12/9	Maine (FH)	-	-	4,604 -	W, 95-55
12/12	Villanova (HCC)	-	-	14,947 ESPN	L, 57-64
12/23	Southern Conn. (FH)	-	-	4,604 -	W, 100-37

12/29	St. Joseph's (HCC)%	-	-	13,682 -	W, 83-58
12/30	Mississippi St. (HCC)%	-	-	14,115 -	W, 84-68
1/2	at St. John's	-	16	6,008 tv8	L, 62-93
1/6	Pittsburgh (HCC)	-	-	16,294 -	W, 79-61
1/9	at Villanova	-	-	6,500 tv8	W, 71-54
1/13	at Seton Hall	-	-	13,621 tv8	W, 79-76
1/15	Syracuse (HCC)	-	5	16,294 ESPN	W, 70-59
1/20	Georgetown (HCC)	-	2	16,294 tv8	W, 70-65
1/24	Central Conn. (FH)	20	-	4,604 -	W, 99-77
1/27	St. John's (GP)	20	15	8,241 tv8	W, 72-58
1/30	at Massachusetts	13	-	4,024 -	W, 94-75
2/3	at Providence	13	-	13,160 tv8	W, 92-77
2/6	Fairfield (GP)	8	-	8,148 -	W, 74-39
2/10	at Syracuse	8	6	32,820 tv8	L, 86-90
2/13	at Pittsburgh	10	-	6,798 -	W, 80-77
2/17	Boston College (GP)	10	-	8,302 -	W, 89-67
2/19	Providence (GP)	10	-	8,302 ESPN	W, 75-72 ot
2/24	Seton Hall (GP)	6	-	8,302 tv8	W, 79-57
2/28	at Georgetown	4	7	19,035 -	L, 64-84
3/3	at Boston College	4	-	8,604 tv8	W, 95-74
3/9	vs. Seton Hall *	8	-	18,212 tv8	W, 76-58
3/10	vs. Georgetown *	8	5	18,212 CBS	W, 65-60
3/11	vs. Syracuse *	8	4	18,212 CBS	W, 78-75
3/15	vs. Boston University #4	-	-	15,937 CBS	W, 76-52
3/17	vs. California ##	4	-	16,011 CBS	W, 74-54
3/22	vs. Clemson \$	4	17	19,502 CBS	W, 71-70
3/24	vs. Duke \$\$	4	15	19,546 CBS	L, 78-79

+ Great Alaska Shootout, Anchorage, AK  
 ^ ACC-BIG EAST Challenge  
 % Connecticut Mutual Classic, Hartford CC, Hartford, CT  
 \* BIG EAST Tournament, Madison Square Garden, New York, N.Y.  
 # NCAA East Region First Round, Hartford, CT  
 ## NCAA East Region Second Round, Hartford, CT  
 \$ NCAA Eastern Regional Semi-Finals, East Rutherford, NJ  
 \$\$ NCAA Eastern Regional Finals, East Rutherford, NJ

1988-89

Head Coach: Jim Calhoun

18-13, 6-10 in the BIG EAST

14-4 home, 4-8 away, 0-1 neutral

National Invitation Tournament Quarterfinals

Rank

Date	Opponent	UC Opp.	Attn.	TV	Score
11/26	Hartford (HCC)	-	-	15,354	W, 67-55
11/30	at Yale	-	-	3,100 tv8	W, 75-44
12/5	Marist	-	-	4,604	W, 93-71
12/8	at Purdue	-	-	14,123 ESPN/tv8	L, 73-88
12/10	at Virginia	-	-	8,864 -	W, 68-61
12/13	Fairfield	18	-	4,604 -	W, 71-48
12/23	Pepperdine (HCC)	-	-	12,217 -	W, 76-70
12/28	Harvard (HCC)%	-	-	12,217 -	W, 84-43
12/29	Air Force (HCC)%	-	-	13,255 -	W, 68-55
1/4	Villanova (HCC)	-	-	16,016 NESN	W, 57-55
1/7	Providence (HCC)	-	20	16,016 NESN	L, 78-80
1/10	at St. John's	-	-	16,008 tv8	L, 63-71
1/14	at Seton Hall	-	13	11,782 tv8	L, 62-76
1/16	Syracuse (HCC)	-	11	16,016 ESPN	W, 68-62
1/21	at Georgetown	-	3	12,531 tv8	L, 55-59
1/28	St. John's (HCC)	-	-	16,016 NESN	W, 80-52
1/30	Massachusetts	-	-	4,604 -	W, 104-75
2/4	at Providence	-	-	13,168 tv8	L, 61-65
2/8	Georgetown (HCC)	-	2	16,016 ESPN	L, 58-70
2/11	Boston College (HCC)	-	-	16,016 NESN	W, 86-49
2/15	Seton Hall (HCC)	-	12	15,122 ESPN	L, 69-72
2/18	at Villanova	-	-	6,500 tv8	L, 67-76 ot
2/22	at Boston College	-	-	6,814 ESPN	W, 77-75
2/25	Pittsburgh (HCC)	-	-	15,814 NESN	W, 64-62
2/28	at Syracuse	-	6	29,124 tv8	L, 72-88
3/4	at Pittsburgh	-	-	6,798 tv8	L, 80-88
3/6	Central Connecticut	-	-	4,604 -	W, 94-55
3/10	vs. Seton Hall *	-	11	19,591 tv8	L, 66-74
3/15	at N.C.-Charlotte #	-	-	6,686	W, 67-62
3/20	California (HCC) #	-	-	12,031	W, 73-72

3/22 Alabama-Birm. # - - 4,604 L, 79-85  
 % Connecticut Mutual Classic, Hartford CC, Hartford, CT  
 \*BIG EAST Tournament, Madison Square Garden, New York, N.Y.  
 # National Invitation Tournament

1987-88

Head Coach: Jim Calhoun

20-14, 4-12 in the BIG EAST

12-6 home, 5-7 away, 3-1 neutral

National Invitation Tournament Champions

Rank

Date	Opponent	UC Opp.	Attn.	TV	Score
11/28	Mid-Eastern Shore	-	-	3,805 -	W, 102-63
12/2	Yale	-	-	4,044 tv20	W, 69-59
12/6	Virginia (HCC)	-	-	10,087 -	L, 59-72
12/8	at Villanova	-	-	6,500 ESPN	L, 61-63
12/12	Morgan State	-	-	3,560 -	W, 103-80
12/22	Central Connecticut	-	-	3,813 -	W, 99-70
12/28	Hartford (HCC)%	-	-	12,103 -	W, 96-94
12/29	Princeton (HCC)%	-	-	10,839 -	W, 49-46
1/2	at Pepperdine	-	-	3,204 tv20	W, 63-60
1/5	at Seton Hall	-	-	6,427 tv20	L, 58-71
1/9	Providence (HCC)	-	-	11,239 NESN	W, 79-72
1/13	at Pittsburgh	-	6	6,798 tv20	L, 58-61
1/16	at Syracuse	-	9	29,898 tv20	W, 51-50
1/20	Villanova (HCC)	-	-	13,077 NESN	L, 58-69
1/23	at St. John's	-	-	6,008 tv20	L, 72-79 ot
1/30	at Georgetown	-	15	10,709 tv20	L, 59-60
2/2	Seton Hall (HCC)	-	-	9,274 NESN	L, 59-61
2/4	at Holy Cross	-	-	1,338 -	W, 82-81
2/6	Georgetown (HCC)	-	14	16,016 -	W, 66-59
2/8	at Providence	-	-	7,218 ESPN/tv20	L, 79-85
2/15	Boston College (HCC)	-	-	10,213 -	W, 53-49
2/18	at Fairfield	-	-	3,245 -	W, 74-48
2/20	Syracuse (HCC)	-	12	16,016 NESN	L, 71-73
2/23	at Boston College	-	-	3,737 tv20	L, 56-64
2/27	Pittsburgh (HCC)	-	-	16,016 NESN	L, 69-74
2/29	St. John's (HCC)	-	-	10,781 NESN	L, 62-77
3/5	Brooklyn College	-	-	4,163	W, 90-51
3/10	vs. Providence*	-	-	19,591	W, 75-62
3/11	vs. Pittsburgh*	-	-	19,591	L, 58-75
3/17	at W. Virginia#	-	-	4,562	W, 62-57 ot
3/21	La. Tech (HCC)#	-	-	11,331	W, 65-59
3/25	Va.-Commonwealth#	-	-	4,801	W, 72-61
3/29	vs. Boston College##	-	-	10,453	W, 73-67
3/30	vs. Ohio State##	-	-	13,779	W, 72-67

% Connecticut Mutual Classic, Hartford CC, Hartford, CT  
 \*BIG EAST Tournament, Madison Square Garden, New York, N.Y.  
 # National Invitation Tournament  
 ## National Invitation Tournament, Madison Square Garden, New York, N.Y.

1986-87

Head Coach: Jim Calhoun

9-19, 3-13 in the BIG EAST

7-9 home, 2-9 away, 0-1 neutral

Rank

Date	Opponent	UC Opp.	Attn.	TV	Score
11/29	Massachusetts	-	-	3,446	W, 58-54
12/2	at Yale	-	-	1,079 tv20	L, 75-77 ot
12/4	Central Conn.	-	-	3,676 tv20	W, 62-52
12/6	Purdue (HCC)	-	4	9,155	L, 70-88
12/9	at Boston Univ.	-	-	1,449 NESN	L, 71-80
12/11	Rhode Island	-	-	3,032	W, 96-94 ot
12/13	Villanova +	-	-	7,283 NESN	L, 51-66
12/23	Fairfield	-	-	2,587	W, 54-51
12/29	Hartford (HCC)%	-	-	12,401	L, 48-49
12/30	Lehigh (HCC)%	-	-	9,829	W, 71-57
1/3	Syracuse +	-	7	8,038 tv20	L, 71-88
1/6	at Seton Hall	-	-	5,057 tv20	W, 77-68
1/14	at Providence	-	-	10,029 tv20	L, 89-103
1/17	St. John's (HCC)	-	13	10,039	L, 54-69
1/21	at Georgetown	-	15	7,353 ESPN	L, 51-65
1/24	Providence (HCC)	-	-	10,479	L, 53-61

ALL-TIME RESULTS

1/27	at Boston College	-	-	3,357	ESPN/tv20	W, 66-60
1/31	at Pittsburgh	-	17	6,798	tv20	L, 52-73
2/3	at St. Peter's	-	-	8,741	-	L, 50-75
2/5	Holy Cross	-	-	3,496	-	W, 64-54
2/7	at Syracuse	-	11	28,357	tv20	L, 53-59
2/11	Georgetown (HCC)	-	13	11,035	NESN	L, 50-78
2/14	at Villanova	-	-	6,500	tv20	L, 58-67
2/18	at St. John's	-	20	6,008	tv20	L, 55-76
2/21	Pittsburgh (HCC)	-	8	8,964	-	L, 66-76
2/26	Boston Coll. (HCC)	-	-	8,340	-	L, 60-66
2/28	Seton Hall (HCC)	-	-	8,130	-	W, 56-54
3/5	vs. Boston College*	-	-	19,591	-	L, 59-61

+ New Haven Coliseum, New Haven, CT

% Connecticut Mutual Classic, Hartford CC, Hartford, CT

\*BIG EAST Tournament at Madison Square Garden, New York, N.Y.

1985-86

Head Coach: Dom Perno

12-16, 3-13 in the BIG EAST

9-6 home, 3-9 away, 0-1 neutral

11/26	Yale	W, 80-76
11/30	St. Peter's	W, 53-40
12/4	at Massachusetts	W, 78-70
12/7	Boston University	W, 89-76
12/10	at Fairfield	W, 74-72
12/14	at Rhode Island	W, 55-42
12/21	Minnesota (HCC)	W, 70-69
12/27	St. Francis (CMC-HCC)	W, 84-61
12/28	Northeastern (CMC-HCC)	L, 73-90
1/4	at Boston College	L, 60-61
1/8	at Georgetown	L, 66-70
1/11	Boston College	W, 80-69
1/13	Villanova (HCC)	L, 59-68
1/18	St. John's (HCC)	L, 60-61
1/21	Seton Hall	W, 82-70
1/25	at Syracuse	L, 67-80
1/29	Central Connecticut	W, 86-69
2/5	Georgetown (HCC)	L, 63-80
2/9	at Villanova	L, 53-59
2/11	Pittsburgh	W, 77-73
2/13	at Holy Cross	L, 70-73
2/15	at St. John's	L, 54-74
2/18	at Seton Hall	L, 62-65
2/22	Providence (HCC)	L, 67-74
2/24	at Pittsburgh	L, 51-79
2/26	at Providence	L, 66-69
3/1	Syracuse (HCC)	L, 68-75
3/5	vs. Seton Hall *	L, 66-76

CMC-Connecticut Mutual Classic, Hartford CC, Hartford, CT

\*BIG EAST Tournament at Madison Square Garden, New York, N.Y.

1984-85

Head Coach: Dom Perno

13-15, 6-10 in the BIG EAST

10-7 home, 3-7 away, 0-1 neutral

11/28	at Minnesota	L, 60-61
12/4	at Yale	W, 95-77
12/6	Massachusetts	W, 64-52
12/8	Ohio State (HCC)	L, 65-72
12/11	Fairfield +	L, 74-81
12/15	Rhode Island	W, 93-63
12/28	New Hampshire (CMC-HCC)	W, 81-57
12/29	Iona (CMC-HCC)	L, 54-55
1/2	St. John's (HCC)	L, 51-57
1/5	at Villanova	L, 59-70 ot
1/9	at Providence	L, 66-75
1/12	Pittsburgh	W, 76-74
1/19	at Syracuse	W, 70-68
1/23	at Georgetown	L, 66-79
1/26	Boston College	L, 77-78 ot
1/28	U.S. International	W, 90-65
1/30	Seton Hall	W, 81-76

2/2	at St. John's	L, 64-97
2/5	Villanova (HCC)	L, 71-79
2/9	Providence (HCC)	W, 84-70
2/13	at Pittsburgh	L, 71-78
2/16	Delaware State	W, 74-68
2/18	Holy Cross	W, 71-58
2/20	Syracuse (HCC)	W, 71-69
2/23	Georgetown (HCC)	L, 47-68
2/25	at Boston College	W, 74-68
3/2	at Seton Hall	L, 80-85
3/6	vs. Georgetown*	L, 62-93

+ New Haven Coliseum, New Haven, CT

CMC-Connecticut Mutual Classic, Hartford CC, Hartford, CT

\*BIG EAST Tournament at Madison Square Garden, New York, N.Y.

1983-84

Head Coach: Dom Perno

13-15, 5-11 in the BIG EAST

9-6 home, 4-8 away, 0-1 neutral

12/1	Yale	W, 76-54
12/3	at Ohio State	L, 67-74
12/6	at Fairfield	W, 77-70
12/8	U.S. International	W, 98-80
12/10	Boston University	W, 79-74
12/13	Brooklyn College	W, 75-47
12/15	at Massachusetts	L, 65-67 ot
12/18	Columbia (CMC-HCC)	W, 85-60
12/29	Arizona State (CMC-HCC)	W, 66-60
1/4	Georgetown (HCC)	L, 69-81
1/7	at Pittsburgh	W, 79-58
1/10	at St. John's	L, 65-68
1/14	Seton Hall	W, 76-68
1/18	Syracuse (HCC)	L, 68-95
1/21	at Providence	W, 70-67
1/25	New Hampshire	W, 67-65
1/27	Villanova (HCC)	L, 58-69
1/31	at Boston College	L, 67-82
2/4	at Georgetown	L, 62-87
2/6	Pittsburgh	L, 71-75 ot
2/11	St. John's (HCC)	L, 65-84
2/15	at Seton Hall	W, 79-57
2/18	at Syracuse	L, 85-87 3ot
2/20	Providence	W, 62-59
2/25	at Holy Cross	L, 73-82
2/28	at Villanova	L, 70-82
3/3	Boston College (HCC)	L, 60-83
3/8	vs. Syracuse *	L, 58-73

CMC-Connecticut Mutual Classic, Hartford CC, Hartford, CT

\*BIG EAST Tournament, Madison Square Garden, New York, N.Y.

1982-83

Head Coach: Dom Perno

12-16, 5-11 in the BIG EAST

6-7 home, 5-8 away, 1-1 neutral

11/30	at Yale	W, 96-73
12/3	at Arizona State +	L, 64-79
12/4	vs. Utah +	W, 73-63
12/7	Fairfield #	L, 81-98
12/9	Massachusetts	W, 86-74
12/11	at Boston University	W, 51-50
12/28	Air Force (CMC-HCC)	W, 66-50
12/29	Texas A&M (CMC-HCC)	W, 69-63
1/4	at Pittsburgh	W, 71-67
1/6	at Manhattan	L, 51-52
1/9	at New Hampshire	L, 72-76
1/11	St. John's (HCC)	L, 73-85
1/15	at Georgetown	L, 53-74
1/19	Holy Cross	W, 72-64
1/22	Boston College #	L, 79-88

1/26	Providence (HCC)	L, 62-65
1/29	Seton Hall	W, 78-47
2/2	at Syracuse	L, 69-89
2/5	Pittsburgh	L, 71-72 ot
2/8	at Villanova	L, 79-86
2/12	Georgetown (HCC)	L, 60-77
2/14	at St. John's	L, 78-98
2/19	Villanova (HCC)	L, 68-75
2/21	at Boston College	L, 80-86
2/26	at Providence	W, 72-62
3/1	at Seton Hall	W, 78-67
3/5	Syracuse (HCC)	W, 55-54
3/10	vs. Villanova *	L, 68-69

+ Fiesta Basketball Classic, Tempe, AZ

# New Haven Coliseum, New Haven, CT

CMC-Connecticut Mutual Classic, Hartford CC, Hartford, CT

\*BIG EAST Tournament, Madison Square Garden, New York, NY

1981-82

Head Coach: Dom Perno

17-11, 7-7 in the BIG EAST

10-3 home, 7-7 away, 0-1 neutral

NIT First Round

11/28	at Maine	W, 68-53
12/2	New Hampshire	W, 87-68
12/5	Boston University	W, 73-54
12/8	at Fairfield +	W, 75-71
12/11	at Oral Roberts #	L, 67-69
12/12	vs. Texas Christian #	W, 69-67 ot
12/22	at Massachusetts	W, 66-55
12/29	St. Bonaventure (CMC-HCC)	W, 91-73
12/30	South Florida (CMC-HCC)	W, 57-50
1/6	at Syracuse	L, 69-72
1/9	Seton Hall	W, 76-66
1/13	Boston College +	W, 59-58 ot
1/16	at St. John's	L, 71-77
1/20	at Georgetown	W, 63-52
1/23	Villanova (HCC)	W, 53-51
1/26	Yale	W, 63-57
1/28	Manhattan	W, 72-57
1/30	at Holy Cross	L, 69-76
2/1	at Providence	W, 47-45 ot
2/6	at Boston College	W, 67-59
2/10	St. John's (HCC)	L, 82-93 ot
2/13	Syracuse (HCC)	L, 71-78
2/16	at Seton Hall	L, 59-61
2/20	Providence +	W, 90-61
2/24	at Villanova	L, 63-67 ot
2/27	Georgetown (HCC)	L, 42-60
3/4	vs. St. John's *	L, 52-54
3/10	at Dayton **	L, 75-76 ot

+ New Haven Coliseum, New Haven, CT

# Oil Capital Classic, Tulsa, OK

CMC-Connecticut Mutual Classic, Hartford CC, Hartford, CT

\*BIG EAST Tournament, Hartford CC, Hartford, CT

\*\*National Invitation Tournament

1980-81

Head Coach: Dom Perno

20-9, 8-6 in the BIG EAST

12-4 home, 8-4 away, 0-1 neutral

NIT Second Round

12/6	at Yale	W, 65-53
12/9	Fairfield (HCC)	W, 72-50
12/11	Maine	W, 55-51
12/13	Boston University	W, 72-65
12/29	Army (CMC-HCC)	W, 81-60
12/30	W. Kentucky (CMC-HCC)	W, 84-58
1/3	at Rhode Island	W, 74-69
1/5	Syracuse +	W, 78-59
1/8	Holy Cross	W, 66-57

1/10	Seton Hall	W, 57-47
1/12	at New Hampshire	W, 61-58
1/14	at Boston College	L, 57-58
1/17	St. John's (HCC)	W, 69-68
1/21	at Villanova	L, 59-63
1/24	Georgetown	W, 75-73 ot
1/27	Massachusetts	W, 98-64
1/29	Rhode Island (HCC)	L, 75-78
1/31	at Manhattan	W, 75-58
2/4	at Providence	W, 79-70
2/7	Boston College	L, 71-76
2/11	at St. John's	L, 65-72
2/14	at Syracuse	W, 65-63
2/17	at Seton Hall	W, 77-70
2/21	Providence +	W, 71-57
2/23	Villanova	L, 73-74
2/28	at Georgetown	L, 58-60
3/5	vs. Villanova *	L, 54-65
3/12	at South Florida **	W, 65-55
3/16	Minnesota ** (HCC)	L, 66-84

CMC-Connecticut Mutual Classic, Hartford CC, Hartford, CT

+ New Haven Coliseum, New Haven, CT

\*BIG EAST Tournament at Syracuse, NY

\*\*National Invitation Tournament

1979-80

Head Coach: Dom Perno

20-9, 3-3 in the BIG EAST

14-3 home, 4-5 away, 2-1 neutral

NIT First Round

12/1	Yale	W, 83-75
12/4	New Hampshire	W, 71-62
12/7	vs. Richmond #	W, 81-79
12/8	at Utah^ #	W, 66-73
12/11	Fairfield +	W, 66-57
12/14	at Rhode Island	L, 63-74
12/22	Seton Hall	W, 89-73
12/28	Ohio U. (CMC-NHC)	W, 95-76
12/29	Pittsburgh (CMC-NHC)	L, 72-77
1/3	at New Hampshire	L, 59-67
1/5	at St. John's	L, 73-83
1/10	Boston College	W, 83-71
1/12	at Massachusetts	W, 72-51
1/16	Fordham	W, 66-53
1/19	McNeese St.	W, 73-69
1/23	Providence +	W, 74-63
1/26	at Syracuse	L, 89-99
1/30	Manhattan +	W, 89-66
2/2	at Georgetown	L, 64-84
2/6	Massachusetts	W, 73-55
2/9	Rhode Island (HCC)	L, 65-68
2/13	Boston University	W, 72-65
2/16	Central Connecticut	W, 66-58
2/18	Vermont	W, 89-62
2/20	at Holy Cross	W, 88-70
2/23	at Maine	W, 87-67
2/28	vs. Boston College*	W, 79-68
2/29	vs. Syracuse*	L, 61-92
3/5	St. Peter's %	L, 56-71

^ Utah forfeited game, ineligible player

# Utah Classic, Salt Lake City, UT

+ New Haven Coliseum, New Haven, CT

CMC-Conn. Mutual Classic, New Haven Coliseum, New Haven, CT

\*Big East Tournament, Providence CC, Providence, RI

% National Invitation Tournament

# ALL-TIME RESULTS

**1978-79**

**Head Coach: Dom Perno**  
**21-8**

**12-1 home, 5-5 away, 4-2 neutral**

**NCAA Tournament First Round**

**ECAC Tournament Champions**

11/24	vs. Long Island #	W, 84-69
11/25	at Davidson #	L, 81-84
12/2	at Yale	L, 78-94
12/6	Fairfield	W, 68-67
12/9	Boston University	W, 92-84
12/13	at Massachusetts	W, 65-62
12/23	Maine	W, 97-79
12/29	Tulsa (CMC-NHC)	W, 89-68
12/30	East Carolina (CMC-NHC)	W, 80-68
1/3	at New Hampshire	W, 72-67
1/9	Rutgers	W, 69-67 ot
1/11	at Boston University	W, 63-62 ot
1/13	Syracuse +	L, 60-74
1/17	at Boston College	L, 80-90
1/20	at Providence	L, 63-64
1/26	vs. Holy Cross ##	W, 109-102 ot
1/27	vs. Boston College ##	L, 77-78
1/31	Manhattan +	W, 77-64
2/3	New Hampshire	W, 81-64
2/6	Harvard	W, 84-70
2/8	at Fordham	W, 93-80
2/10	Massachusetts	W, 79-59
2/13	at Rhode Island	L, 71-84
2/17	at Vermont	W, 79-62
2/21	St. Peter's	W, 80-70
2/24	Rhode Island +	W, 80-75 ot
3/1	vs. Boston College*	W, 91-74
3/3	vs. Rhode Island*	W, 58-50
3/10	vs. Syracuse**	L, 81-89

#Charlotte Invitational Tournament, Charlotte, NC  
CMC-Connecticut Mutual Classic, New Haven Coliseum, New Haven, CT

+ New Haven Coliseum, New Haven, CT  
## Colonial Classic, Boston Garden, Boston, MA

\*ECAC Tournament, Providence CC, Providence, RI

\*\*NCAA Tournament, Providence CC, Providence, RI

**1977-78**

**Head Coach: Dom Perno**  
**11-15**

**9-5 home, 2-8 away, 0-2 neutral**

11/26	Fordham (HCC)	W, 73-62
11/30	at Syracuse	L, 61-101
12/3	Yale	W, 73-57
12/6	New Hampshire	W, 82-68
12/10	at Boston University	L, 61-66
12/14	at Massachusetts	L, 64-74
12/28	Niagara (HCC) #	L, 72-96
12/29	Manhattan (HCC) #	W, 75-68
1/3	Colgate	W, 76-57
1/6	St. Francis	L, 81-84
1/7	at New Hampshire	W, 60-50
1/10	at Rhode Island	L, 68-78
1/14	at Harvard	W, 73-72
1/17	Massachusetts (HCC)	W, 56-49
1/21	Providence +	L, 47-57
1/25	Boston University	W, 80-63
1/27	vs. Holy Cross *	L, 63-78
1/28	vs. Boston College *	L, 72-101
2/4	at Rutgers	L, 70-78
2/9	at St. Peter's	L, 71-95
2/11	Rhode Island	L, 61-70
2/15	at Maine	L, 73-79
2/18	Vermont	W, 59-48
2/22	Boston College	L, 74-76
2/25	Manhattan	W, 57-54
2/28	at Fairfield	L, 57-63

# UConn Classic, Hartford Civic Center, Hartford, CT  
+ New Haven Coliseum, New Haven, CT  
\* Colonial Classic, Boston Garden, Boston, MA

**1976-77**

**Head Coach: Dee Rowe**  
**17-10**

**12-4 home, 4-4 away, 1-2 neutral**

12/1	Boston University	W, 73-69 ot
12/4	at Yale	W, 56-50
12/7	at Columbia	L, 71-72
12/11	George Washington	W, 72-70
12/14	vs. Duke #	L, 59-64 ot
12/16	at New Hampshire	W, 65-51
12/28	Colgate (HCC) +	W, 73-66 ot
12/29	Illinois State (HCC) +	L, 77-88
1/4	Maine	W, 79-63
1/6	St. Peter's	W, 52-50
1/8	Rutgers (HCC)	L, 77-84 ot
1/11	at Providence	L, 71-86
1/13	Massachusetts (HCC)	L, 80-81
1/15	Harvard	W, 68-64
1/18	New Hampshire	W, 76-56
1/21	Rhode Island (HCC)	W, 67-65
1/24	at Boston University	W, 67-65
1/27	at Boston College	W, 83-66
1/29	at Massachusetts	L, 64-65
2/10	at Manhattan	L, 69-72 ot
2/12	Vermont	W, 70-64
2/16	Holy Cross	W, 89-85
2/19	at Vermont	L, 77-85
2/26	at Rhode Island	W, 90-89
3/1	Fairfield	W, 87-75
3/3	vs. Holy Cross*	L, 77-89
3/5	vs. Fairfield*	W, 72-66

# Madison Square Garden, New York, NY  
+ UConn Classic, Hartford Civic Center, Hartford, CT  
\*ECAC Tournament, Hartford Civic Center, Hartford, CT

**1975-76**

**Head Coach: Dee Rowe**  
**19-10**

**8-4 home, 7-4 away, 4-2 neutral**  
**NCAA Tournament Sweet 16**  
**ECAC Tournament Champions**

11/28	vs. Manhattan ^	L, 83-99
11/29	vs. Colgate ^	W, 66-52
12/3	Canisius	W, 83-69
12/6	Yale	W, 71-59
12/9	Boston University	W, 95-78
12/13	at Rutgers	L, 83-96
1/2	Boston College (HCC)	L, 83-94
1/6	Vermont	L, 85-86 ot
1/9	Columbia ##	W, 98-69
1/10	American ##	W, 83-70
1/13	at George Washington	L, 92-106
1/17	at Maine	W, 83-69
1/21	Manhattan	W, 84-66
1/24	at Rhode Island	L, 60-63
1/28	at Holy Cross	W, 73-69
1/31	at Massachusetts	W, 72-66
2/4	Boston University	W, 78-70
2/7	Massachusetts	L, 73-86
2/12	vs. Lafayette +	W, 86-79
2/14	at Vermont	W, 78-71
2/19	Maine	L, 63-64
2/21	at New Hampshire	L, 82-85 ot
2/26	New Hampshire	W, 99-54
2/28	Rhode Island	W, 76-66
3/2	at Fairfield	W, 72-70
3/4	vs. Massachusetts*	W, 73-69

3/6 vs. Providence\* W, 87-73  
3/13 vs. Hofstra\*\* W, 80-78 ot  
3/18 vs. Rutgers\*\*\* L, 79-93

^ Lapchick Memorial Classic, Jamaica, NY

# UConn Classic, Field House, Storrs, CT

+ Madison Square Garden, New York, NY

\*ECAC Tournament

\*\*NCAA Tourn. First Round, Providence CC, Providence, RI

\*\*\* NCAA Tourn. Second Round, Greensboro Coliseum, Greensboro, NC

**1974-75**

**Head Coach: Dee Rowe**  
**18-10**

**11-2 home, 6-3 away, 1-5 neutral**  
**NIT First Round**

11/30	at Yale	W, 88-73
12/3	California State-Fullerton	W, 78-63
12/6	vs. Mississippi St. ^	L, 87-89
12/7	vs. Portland ^	W, 69-64
12/10	Vermont	W, 90-84
12/14	Rhode Island	W, 85-68
1/4	at New Hampshire	L, 56-57
1/10	Eastern Michigan ##	W, 76-60
1/11	East Carolina ##	W, 79-77
1/15	New Hampshire	W, 73-67
1/18	at Colgate	W, 80-65
1/22	Long Island	W, 85-83
1/25	at Vermont	L, 69-70
1/28	Fairfield	W, 87-78
2/?	at Maine	W, 100-90 ot
2/5	Boston University	W, 106-85
2/8	at Massachusetts	W, 80-76 ot
2/11	Rutgers	W, 90-89
2/13	vs. Manhattan +	L, 69-77
2/15	Massachusetts	L, 75-76
2/19	at Boston University	W, 94-79
2/22	Maine	W, 80-71
2/25	at Boston College	L, 67-68
3/1	at Rhode Island	W, 73-71
3/4	Holy Cross	L, 69-81
3/6	vs. Boston College*	L, 58-68
3/8	vs. Providence*	L, 83-108
3/16	vs. South Carolina \$	L, 61-71

^ Show-Me Classic, Univ. of Missouri, Columbia, MO

# UConn Classic, Field House, Storrs, CT

+ Madison Square Garden, New York, NY

\*ECAC Tournament

\$ National Invitation Tournament, Madison Square Garden, New York, NY

**1973-74**

**Head Coach: Dee Rowe**  
**19-8**

**10-2 home, 7-4 away, 2-2 neutral**  
**NIT Quarterfinals**

12/1	Yale	W, 102-88
12/5	Holy Cross	L, 85-91
12/8	at Harvard	W, 80-52
12/11	at Massachusetts	L, 72-79
12/15	Manhattan (OT)	W, 76-72 ot
12/28	vs. Pittsburgh #	L, 63-83
12/29	vs. Virginia Military Inst. #	W, 80-78
1/3	New Hampshire	L, 70-76
1/7	Colgate	W, 66-58
1/10	at Syracuse	W, 61-60
1/12	Vermont	W, 69-56
1/16	Columbia	W, 63-56
1/19	at Maine	W, 79-69
1/22	at Boston University	W, 91-78
1/26	at Vermont	W, 67-60
1/30	at Holy Cross	W, 71-68

2/2	Maine	W, 93-71
2/5	at Rhode Island	L, 70-80 3ot
2/9	Massachusetts	W, 79-76 ot
2/13	at New Hampshire	W, 72-62
2/16	at Georgetown	L, 66-67
2/19	at Rutgers	L, 82-89
2/23	Rhode Island	W, 72-55
2/26	Boston College	W, 77-69
3/2	Boston University	W, 94-71
3/17	vs. St. John's*	W, 82-70
3/21	vs. Boston College*	L, 75-76

# Razorback Invitational, Little Rock, AR

\*National Invitation Tournament, Madison Square Garden, New York, NY

**1972-73**

**Head Coach: Dee Rowe**  
**15-10**

**8-4 home, 7-6 away**

12/2	at Yale	W, 92-71
12/6	Holy Cross	L, 90-96
12/9	Rutgers	L, 72-86
12/12	Massachusetts	W, 71-68
12/16	at Columbia	W, 71-62
12/22	Harvard #	L, 70-80
12/23	Syracuse #	L, 73-104
1/3	at New Hampshire	W, 60-59
1/6	at Florida State	L, 55-91
1/9	at Florida Southern	L, 85-93
1/11	at South Florida	W, 84-67
1/13	Georgetown	W, 78-64
1/20	Rhode Island	W, 74-72
1/24	Dartmouth	W, 97-78
1/27	at Vermont	W, 104-74
2/3	Maine	W, 98-81
2/7	at Boston University	L, 99-107
2/10	at Massachusetts	L, 67-83
2/13	New Hampshire	W, 81-69
2/15	Vermont	W, 88-46
2/17	at Maine	L, 105-110 ot
2/22	at Manhattan	L, 87-97
2/24	at Rhode Island	W, 91-77
2/27	at Boston College	W, 66-65
3/3	Boston University	W, 66-53

# Connecticut Classic, Field House, Storrs, CT

**1971-72**

**Head Coach: Dee Rowe**  
**8-17**

**6-8 home, 2-8 away, 0-1 neutral**

12/1	at Dartmouth	L, 89-107
12/4	Yale	W, 66-64
12/8	Fairfield	L, 69-76
12/11	Vermont	W, 98-61
12/14	at Massachusetts	L, 67-69
12/18	at Holy Cross	L, 77-96
12/21	Columbia	W, 68-62
12/29	at Oral Roberts #	L, 88-106
12/30	vs. East Carolina #	L, 64-74
1/5	Colgate	L, 80-86
1/8	at Rhode Island	L, 52-57
1/12	Hawaii	L, 71-77
1/15	Maine	W, 72-69 ot
1/25	Boston University	L, 67-70
1/29	at Vermont	W, 63-52
2/3	Georgetown	W, 89-81
2/5	at Maine	L, 51-52
2/8	at New Hampshire	W, 77-65
2/12	Massachusetts	W, 58-56
2/16	New Hampshire	L, 65-73
2/19	at Syracuse	L, 69-98
2/22	at Rutgers	L, 86-89
2/26	Rhode Island	L, 78-89



ALL-TIME RESULTS

2/29 Boston College L, 39-41 ot  
 3/4 Manhattan L, 71-83  
 # Oral Roberts Classic, Tulsa, OK

1970-71

Head Coach: Dee Rowe

10-14

6-5 home, 3-8 away, 1-1 neutral

12/5 at Yale L, 80-94  
 12/9 at New Hampshire W, 74-71  
 12/12 Boston University W, 64-62  
 12/15 Massachusetts L, 68-74  
 12/18 vs. Oklahoma State # L, 64-80  
 12/19 vs. Yale # W, 84-76  
 1/7 New Hampshire W, 82-79  
 1/9 Rhode Island L, 67-75  
 1/12 at Boston College L, 69-71  
 1/16 Vermont W, 107-82  
 1/27 at Fairfield L, 72-88  
 1/30 at Maine L, 99-112  
 2/2 Dartmouth L, 62-69  
 2/4 at Georgetown L, 75-98  
 2/6 Maine W, 88-54  
 2/8 Florida Southern W, 82-74  
 2/10 at Colgate W, 94-76  
 2/13 at Massachusetts L, 67-89  
 2/15 Holy Cross L, 78-103  
 2/17 at Vermont W, 100-80  
 2/20 Syracuse L, 76-97  
 2/23 Rutgers W, 70-66  
 2/25 at Manhattan L, 83-86  
 2/27 at Rhode Island L, 78-96  
 # Bayou Classic, Lafayette, LA

1969-70

Head Coach: Dee Rowe

14-9

7-3 home, 7-4 away, 0-2 neutral

Yankee Conference Champion

12/3 Fairfield W, 65-64  
 12/6 Yale W, 91-77  
 12/10 New Hampshire W, 81-61  
 12/13 Boston College W, 77-72  
 12/16 at Massachusetts W, 88-71  
 12/20 at Holy Cross L, 104-122  
 12/23 Manhattan L, 62-75  
 12/27 vs. Villanova # L, 71-89  
 12/29 vs. Wake Forest # L, 77-103  
 1/5 at Maine W, 83-75  
 1/10 at Rhode Island W, 77-74 ot  
 1/22 at Vermont W, 85-79  
 1/24 at Dartmouth L, 83-88  
 1/26 at Boston University W, 90-81 ot  
 1/31 Vermont L, 63-69  
 2/3 at Fordham W, 66-64  
 2/7 Maine W, 99-74  
 2/11 at Syracuse L, 80-101  
 2/14 Massachusetts L, 65-71  
 2/18 at New Hampshire W, 80-69  
 2/21 Colgate W, 96-82  
 2/24 at Rutgers L, 84-90 ot  
 2/28 Rhode Island W, 35-32  
 # Quaker City Tournament, Spectrum, Philadelphia, PA

1968-69

Head Coach: Burr Carlson

5-19

5-7 home, 0-12 away

11/30 at Yale L, 70-89  
 12/7 at Boston College L, 75-105  
 12/11 at New Hampshire L, 78-97  
 12/14 Fordham L, 55-66  
 12/17 Massachusetts L, 66-80  
 12/21 Holy Cross L, 63-67

12/28 at San Jose L, 83-96  
 12/30 at UC Santa Barbara L, 70-84  
 1/1 at Utah L, 85-105  
 1/4 Dartmouth L, 62-74  
 1/8 Syracuse W, 103-84  
 1/11 Rhode Island W, 102-92  
 1/23 at Vermont L, 87-99  
 1/25 Manhattan L, 78-93  
 2/1 Vermont W, 96-78  
 2/4 at Seton Hall L, 79-81  
 2/8 at Maine L, 88-116  
 2/11 Boston University W, 74-72  
 2/15 at Massachusetts L, 70-85  
 2/17 Maine L, 70-84  
 2/19 New Hampshire W, 88-84  
 2/22 at Long Island University L, 46-86  
 2/25 Rutgers L, 79-81  
 3/1 at Rhode Island L, 72-92

1967-68

Head Coach: Burr Carlson

11-13

7-5 home, 4-7 away, 0-1 neutral

12/2 Yale W, 70-62  
 12/5 at Boston University L, 72-79  
 12/9 Boston College L, 60-76  
 12/13 at St. Francis (NY) L, 62-82  
 12/16 at Fordham L, 48-57  
 12/28 William & Mary # W, 51-49  
 12/29 Texas Christian # L, 65-72  
 1/3 at Holy Cross L, 77-83  
 1/6 at Maine W, 81-79  
 1/10 New Hampshire W, 96-70  
 1/13 at Rhode Island L, 65-78  
 1/25 at Vermont W, 87-59  
 1/27 at Syracuse W, 89-84  
 1/31 at Massachusetts L, 63-65  
 2/3 Vermont W, 82-62  
 2/10 Maine W, 93-69  
 2/13 at Rutgers L, 66-71  
 2/17 Massachusetts L, 44-56  
 2/20 at New Hampshire W, 94-68  
 2/22 Holy Cross L, 85-86 ot  
 2/24 Long Island University L, 47-64  
 2/26 Seton Hall W, 71-66  
 2/29 vs. Manhattan + L, 69-83  
 3/2 Rhode Island W, 62-58  
 # Basketball Classic, Field House, Storrs, CT  
 + Madison Square Garden, New York, NY

1966-67

Head Coach: Fred A. Shabel

17-7

13-2 home, 4-4 away, 0-1 neutral

NCAA Tournament First Round

Yankee Conference Champion

12/1 American International W, 81-58  
 12/3 at Yale L, 57-65  
 12/7 at New Hampshire W, 77-56  
 12/10 at Boston College L, 69-87  
 12/14 St. Francis (NY) W, 81-65  
 12/17 East Carolina W, 89-60  
 12/28 George Washington # W, 89-69  
 12/30 Virginia # W, 100-79  
 1/4 Holy Cross L, 69-74 ot  
 1/7 at Vermont W, 58-49  
 1/14 Rhode Island W, 80-78  
 1/16 Vermont W, 99-70  
 1/21 Fordham W, 67-66  
 2/1 Massachusetts W, 66-59  
 2/4 Maine W, 109-65  
 2/6 Syracuse L, 79-90  
 2/11 Boston University W, 113-64

2/13 at Maine W, 114-88  
 2/18 at Massachusetts W, 60-59  
 2/21 New Hampshire W, 114-75  
 2/23 Rutgers W, 84-77  
 2/25 at Rhode Island L, 86-87  
 3/1 at Holy Cross L, 61-70  
 3/11 vs. Boston College\* L, 42-48  
 # Basketball Classic, Field House, Storrs, CT  
 \*NCAA Tournament, Kingston, RI

1965-66

Head Coach: Fred A. Shabel

16-8

8-3 home, 8-5 away

Yankee Conference Co-Champion

12/1 at American International W, 89-72  
 12/4 Yale W, 95-73  
 12/7 Manhattan W, 76-55  
 12/11 Boston College L, 74-90  
 12/13 at Maine W, 84-69  
 12/18 at Syracuse L, 62-87  
 12/21 at Fordham L, 62-72  
 12/28 at Baylor W, 96-88  
 12/30 at Southern Methodist L, 66-80  
 1/5 Holy Cross L, 72-73  
 1/12 New Hampshire W, 119-74  
 1/15 at Rhode Island L, 68-82  
 1/28 Colgate W, 97-74  
 1/29 Vermont W, 96-64  
 2/2 at Massachusetts W, 90-60  
 2/5 Maine W, 114-58  
 2/8 at Boston University W, 62-43  
 2/12 at Holy Cross L, 70-73  
 2/15 at New Hampshire W, 113-62  
 2/19 Massachusetts W, 91-64  
 2/23 at Rutgers W, 96-84  
 2/26 at Vermont W, 92-70  
 3/1 Rhode Island W, 96-74  
 3/4 Rhode Island # L, 62-67  
 # Yankee Conference Playoff Game

1964-65

Head Coach: Fred A. Shabel

23-3

12-1 home, 10-0 away, 1-2 neutral

NCAA Tournament First Round

Yankee Conference Champion

12/1 American International W, 98-67  
 12/5 at Yale W, 68-47  
 12/9 Harvard W, 78-63  
 12/12 at Boston College W, 85-81 ot  
 12/15 Massachusetts W, 77-67  
 12/17 at Maine W, 89-62  
 12/19 Fordham W, 70-67  
 12/31 vs. Cornell # W, 75-63  
 1/2 vs. Virginia # L, 63-68  
 1/5 Holy Cross L, 62-77  
 1/9 Vermont W, 111-66  
 1/12 at New Hampshire W, 82-62  
 1/16 Rhode Island W, 78-68  
 1/27 Temple W, 71-60  
 1/30 at Vermont W, 107-60  
 2/3 Rutgers W, 103-73  
 2/6 Maine W, 95-59  
 2/9 at Massachusetts W, 70-63  
 2/13 at Holy Cross W, 87-76  
 2/16 Boston University W, 89-78  
 2/20 American University W, 115-60  
 2/24 at Manhattan W, 80-75 ot  
 2/27 New Hampshire W, 109-61  
 3/3 at Colgate W, 101-66  
 3/6 at Rhode Island W, 88-73  
 3/8 vs. St. Joseph's\*\* L, 61-67

#Queen City Tournament, Buffalo, NY  
 \*\*NCAA Tournament, Philadelphia, PA

1963-64

Head Coach: Fred A. Shabel

16-11

9-3 home, 6-6 away, 2-1 neutral

NCAA Tournament Elite Eight

Yankee Conference Co-Champion

12/4 American International W, 95-49  
 12/7 Yale L, 60-64  
 12/10 at Massachusetts L, 59-60  
 12/14 Boston College W, 108-81  
 12/18 at Fordham W, 59-51  
 12/21 at Canisius L, 56-84  
 1/4 Manhattan W, 73-57  
 1/9 at Boston University L, 53-55  
 1/11 New Hampshire W, 73-60  
 1/13 Maine W, 71-58  
 1/18 Rhode Island W, 43-41  
 1/29 at Temple L, 45-53  
 2/1 at Vermont W, 79-46  
 2/5 at Rutgers L, 67-68  
 2/8 at Maine W, 80-53  
 2/11 Massachusetts W, 72-50  
 2/14 Vermont W, 90-64  
 2/15 Holy Cross L, 57-62  
 2/19 at Holy Cross L, 56-60  
 2/22 Colgate W, 100-62  
 2/25 at New Hampshire W, 58-55  
 2/29 at Rhode Island L, 53-54  
 3/4 at Rhode Island # W, 61-60  
 3/6 Syracuse L, 49-58  
 3/9 vs. Temple\*\* W, 53-48  
 3/14 vs. Princeton\*\*\* W, 52-50  
 3/16 vs. Duke\*\*\* L, 54-101

# Yankee Conference Play-off Game  
 \*\*NCAA Tournament First Round, Philadelphia, PA  
 \*\*\*NCAA Tournament Second Round & Final 8, Raleigh, NC

1962-63

Head Coach: Hugh S. Greer (7-3),

George Wigton (11-4)

18-7

10-2 home, 8-4 away, 0-1 neutral

NCAA Tournament First Round

Yankee Conference Champion

12/1 at Yale W, 61-49  
 12/8 at Boston College W, 63-53  
 12/12 Massachusetts W, 85-61  
 12/15 Fordham L, 66-75  
 12/17 American University W, 64-58  
 12/18 at Loyola (New Orleans) L, 49-51  
 1/5 at Holy Cross L, 50-74  
 1/8 at New Hampshire W, 86-58  
 1/11 Vermont W, 88-67  
 1/12 Maine W, 92-64  
 1/24 Canisius L, 65-74  
 1/29 Boston University W, 90-76  
 2/2 at Vermont W, 95-62  
 2/6 American International W, 93-57  
 2/9 at Maine W, 89-61  
 2/12 at Massachusetts W, 79-66  
 2/16 Holy Cross W, 85-75  
 2/19 at Rhode Island L, 62-65  
 2/21 at Manhattan W, 68-64  
 2/23 Rutgers W, 88-63  
 2/26 New Hampshire W, 102-72  
 3/2 Rhode Island W, 88-73  
 3/7 at Syracuse W, 92-74  
 3/9 at Colgate L, 67-69  
 3/11 vs. West Virginia\* L, 71-77  
 \*NCAA Tournament, Philadelphia, PA

# ALL-TIME RESULTS

**1961-62**

**Head Coach: Hugh S. Greer**  
**16-8**

**12-3 home, 4-5 away**

12/2	Yale	W, 82-64
12/6	at Harvard	W, 79-68
12/9	Boston College	W, 78-71
12/12	at Massachusetts	W, 76-65
12/16	at Fordham	L, 68-85
12/18	Brown	W, 67-61
1/2	Maine	L, 68-73
1/6	Holy Cross	L, 70-79
1/9	at Rhode Island	L, 63-70
1/11	New Hampshire	W, 104-56
1/13	Manhattan	W, 69-68
1/27	at Vermont	W, 67-63
1/29	Loyola (New Orleans)	W, 84-74
2/3	at Boston University	W, 82-63
2/6	American International	W, 78-51
2/10	Vermont	W, 91-57
2/13	Massachusetts	W, 72-56
2/17	at Holy Cross	L, 64-103
2/20	at Maine	L, 68-70
2/23	at Rutgers	L, 62-93
2/27	New Hampshire	W, 85-72
3/3	Rhode Island	W, 89-83
3/5	Syracuse	L, 67-72
3/9	Colgate	W, 94-78

**1960-61**

**Head Coach: Hugh S. Greer**  
**11-13**

**8-2 home, 3-9 away, 0-2 neutral**

12/1	American International	W, 78-56
12/3	at Yale	L, 55-63
12/9	at Boston College	L, 96-110
12/13	Massachusetts	W, 72-70
12/15	at Vermont	W, 84-73
12/17	Fordham	W, 74-71
12/20	Brown	W, 85-71
12/31	vs. Drake #	L, 81-90
1/2	vs. Princeton #	L, 76-88
1/4	Rutgers	W, 95-74
1/7	at Holy Cross	L, 85-103
1/10	at Boston University	L, 73-77
1/12	at New Hampshire	W, 79-77
1/14	Rhode Island	W, 74-68
1/28	Vermont	W, 81-61
1/31	at Maine	L, 55-74
2/2	at Manhattan	W, 73-71
2/8	New Hampshire	L, 84-91
2/11	Maine	W, 73-60
2/14	at Massachusetts	L, 54-71
2/18	Holy Cross	L, 89-98
2/25	at Georgetown	L, 80-99
3/1	at Colgate	L, 71-83
3/4	at Rhode Island	L, 61-73

# Queen City Invitational, Buffalo, NY

**1959-60**

**Head Coach: Hugh S. Greer**  
**17-9**

**12-2 home, 5-6 away, 0-1 neutral**

**NCAA Tournament First Round**  
**Yankee Conference Champion**

12/1	American International	W, 82-52
12/5	Yale	W, 66-65
12/9	at New Hampshire	W, 75-51
12/12	Boston College	W, 84-67
12/15	at Massachusetts	L, 60-62
12/19	at Rutgers	W, 74-62
12/22	Santa Clara	L, 47-54
1/2	at Fordham	W, 80-66

1/5	New Hampshire	W, 75-52
1/9	Holy Cross	L, 49-52
1/13	Boston University	W, 78-60
1/16	at Niagara	L, 79-112
1/30	Manhattan	W, 64-56
2/2	at Syracuse	L, 64-65
2/4	at Vermont	W, 71-65
2/6	at Maine	L, 74-75
2/9	at Rhode Island	W, 66-62
2/12	Maine	W, 91-79
2/13	at Temple	L, 67-69
2/16	Massachusetts	W, 71-49
2/20	at Holy Cross	L, 66-98
2/23	Canisius	W, 96-66
2/27	Vermont	W, 84-73
3/3	Colgate	W, 93-67
3/5	Rhode Island	W, 95-79
3/8	vs. New York University*	L, 59-78

\*NCAA Tournament, New York, NY

**1958-59**

**Head Coach: Hugh S. Greer**  
**17-7**

**9-3 home, 7-3 away, 1-1 neutral**

**NCAA Tournament First Round**  
**Yankee Conference Champion**

12/3	American International	W, 76-63
12/6	at Yale	W, 60-52
12/9	New Hampshire	W, 77-46
12/13	at Boston College	L, 55-81
12/15	Massachusetts	W, 71-67
12/17	at Colgate	W, 72-57
12/20	vs. Manhattan +	W, 59-57
12/22	Georgetown	W, 76-68
12/27	Temple	W, 64-46
1/3	Fordham	W, 74-63
1/6	Maine	W, 73-58
1/10	Holy Cross	L, 50-74
1/13	at New Hampshire	W, 65-51
1/17	at Vermont	W, 82-69
1/31	Maine	W, 72-61
2/7	Vermont	L, 60-61
2/10	at Boston University	L, 55-67
2/14	Rhode Island	W, 70-64
2/16	at Massachusetts	L, 79-80 ot
2/18	Syracuse	L, 64-72
2/21	at Holy Cross	W, 71-69
3/4	at Rhode Island	W, 87-63
3/7	at Rutgers	W, 80-55
3/10	vs. Boston University*	L, 58-60

+ Madison Square Garden, New York, NY

\*NCAA Tournament, New York, NY

**1957-58**

**Head Coach: Hugh S. Greer**  
**17-10**

**11-6 home, 4-2 away, 2-2 neutral**

**NCAA Tournament First Round**  
**Yankee Conference Champion**

12/2	American International	W, 84-55
12/4	at Massachusetts	W, 99-57
12/7	Yale	L, 74-79
12/9	at New Hampshire	W, 90-50
12/11	Rutgers	W, 73-63
12/14	Boston College	L, 68-82
12/18	Colgate	W, 82-61
12/26	vs. Seattle^	L, 83-87
12/28	vs. New York University^	W, 74-68
12/30	vs. Pittsburgh^	W, 68-60
1/4	Manhattan	L, 57-62
1/11	Holy Cross	W, 77-68
1/14	New Hampshire	W, 81-69

1/18	Vermont	W, 99-85
1/30	Maine	W, 84-62
2/1	at Fordham	L, 70-86
2/4	Pittsburgh	L, 62-77
2/6	at Vermont	W, 107-95
2/8	at Maine	W, 103-62
2/10	Boston University	W, 77-71
2/12	at Northeastern	W, 87-59
2/15	at Rhode Island	W, 102-57
2/18	Massachusetts	W, 86-72
2/25	at Holy Cross	L, 89-92
3/1	Rhode Island	L, 81-85
3/8	at Syracuse	L, 70-75
3/11	vs. Dartmouth*	L, 64-75

^ ECAC Holiday Festival, Madison Square Garden, New York, N.Y.

\*NCAA Tournament, Madison Square Garden, New York, N.Y.

**1956-57**

**Head Coach: Hugh S. Greer**  
**17-8**

**7-5 home, 8-2 away, 2-1 neutral**

**NCAA Tournament First Round**  
**Yankee Conference Champion**

12/1	Colby	W, 103-89
12/3	New Hampshire	W, 98-50
12/6	at Yale	W, 77-66
12/11	at Rutgers	W, 88-75
12/15	Boston College	L, 81-87
12/22	at Manhattan	L, 86-100
12/27	at Miami (Fla.)^	W, 74-70
12/28	vs. Stanford^	W, 57-56
12/29	vs. Pittsburgh^	W, 64-50 ot
1/2	Dartmouth	L, 67-70 ot
1/5	Yale	L, 64-66
1/7	Syracuse	L, 78-79
1/12	Holy Cross	W, 97-72
1/15	at New Hampshire	W, 94-54
1/26	at Colgate	L, 86-96
1/30	at Maine	W, 124-92
2/2	Fordham	L, 67-68
2/5	at Massachusetts	W, 97-71
2/9	Maine	W, 118-81
2/16	Rhode Island	W, 88-79
2/19	Massachusetts	W, 90-77
2/23	American International	W, 118-88
2/26	at Holy Cross	W, 97-80
3/2	at Rhode Island	W, 94-93
3/12	vs. Syracuse*	L, 76-82

^ Orange Bowl Tournament, Miami, Florida

\*NCAA Tournament, New York, NY

**1955-56**

**Head Coach: Hugh S. Greer**  
**17-11**

**8-4 home, 6-5 away, 3-2 neutral**

**NCAA Tournament Sweet 16**  
**Yankee Conference Champion**

12/1	American International	W, 91-76
12/5	New Hampshire	W, 88-63
12/7	Yale	L, 87-92
12/16	at St. Joseph's (PA)	W, 71-66
12/19	Manhattan	L, 82-85
12/22	at New York University	W, 90-82
12/28	vs. Brown^	W, 72-66
12/29	vs. Massachusetts^	W, 73-69
12/30	at Colby^	W, 79-71
1/4	Holy Cross	L, 68-85
1/7	at Rhode Island	W, 88-86
1/14	Boston College	W, 88-57
1/17	at New Hampshire	W, 93-56
1/27	at Syracuse	L, 82-102

1/28	at Colgate	W, 82-80
2/1	at Fordham	L, 72-82
2/4	Niagara	L, 81-84
2/6	at Maine	W, 94-68
2/7	Rutgers	W, 105-85
2/10	Maine	W, 109-96
2/11	at Colby	L, 93-98
2/16	Northeastern	W, 80-74
2/18	Rhode Island	W, 92-90
2/21	at Massachusetts	L, 85-87
2/27	at Holy Cross	L, 81-103
3/13	vs. Manhattan*	W, 84-75
3/16	vs. Temple**	L, 59-65
3/17	vs. Dartmouth**	L, 64-85

^ New England Tournament, Waterville, ME

\*NCAA Tournament First Round, New York, NY

\*\*NCAA Tournament Second Round & Consolation Round, Philadelphia, PA

**1954-55**

**Head Coach: Hugh S. Greer**  
**20-5**

**10-2 home, 10-2 away, 0-1 neutral**

**NIT First Round**

**Yankee Conference Champion**

12/1	Rhode Island	W, 116-77
12/3	St. Joseph's (PA)	W, 79-78
12/8	at Yale	W, 83-57
12/13	at Boston College	W, 117-74
12/17	American International	W, 103-78
12/21	at Manhattan	W, 90-79
12/27	Harvard^	W, 98-60
12/28	Brown^	W, 91-68
12/29	Dartmouth^	L, 65-66
1/5	New Hampshire	W, 102-84
1/6	Maine	W, 99-58
1/8	Rhode Island	W, 92-83
1/11	Boston University	W, 84-75
1/15	Boston College	W, 95-76
1/29	at Northeastern	W, 72-44
2/2	Fordham	L, 65-70
2/5	Colgate	W, 93-85
2/8	at Dartmouth	L, 54-69
2/11	at New Hampshire	W, 103-85
2/12	at Maine	W, 116-73
2/16	at Rutgers	W, 91-78
2/19	at Rhode Island	W, 90-72
2/22	Massachusetts	W, 93-75
2/26	Holy Cross	L, 58-60
3/12	St. Louis*	L, 103-110

^ New England Tournament, Storrs, CT

\*National Invitation Tournament, New York, NY

**1953-54**

**Head Coach: Hugh S. Greer**  
**23-3**

**11-0 home, 10-2 away, 2-1 neutral**

**NCAA Tournament First Round**

**Yankee Conference Champion**

12/1	at Rhode Island	W, 90-81
12/3	American International	W, 77-49
12/5	Yale	W, 56-52
12/8	at Colby	W, 79-65
12/12	at Bucknell	W, 80-64
12/19	St. Joseph's (PA)	W, 85-77
12/28	vs. Brown^	W, 87-63
12/29	vs. Springfield^	W, 80-67
12/30	at Dartmouth^	W, 70-58
1/5	Maine	W, 108-60
1/6	New Hampshire	W, 104-48
1/9	Rhode Island	W, 78-54
1/12	at Boston University	W, 62-55
1/16	Boston College	W, 106-81

# ALL-TIME RESULTS

2/3	at Fordham	L, 63-70
2/6	at Colgate	L, 68-74
2/9	at Wagner	W, 71-61
2/12	at New Hampshire	W, 107-68
2/13	at Maine	W, 102-61
2/16	Rutgers	W, 91-78
2/20	Rhode Island	W, 79-74
2/25	at Massachusetts	W, 75-66
2/27	at Holy Cross	W, 78-77
3/1	Tufts	W, 91-69
3/3	Columbia	W, 80-64
3/8	vs. Navy*	L, 80-85

^ New England Tournament, Hanover, NH

\*NCAA Tournament, Buffalo, NY

## 1952-53

**Head Coach: Hugh S. Greer**  
17-4

11-1 home, 6-3 away

**Yankee Conference Champion**

12/3	American International	W, 73-55
12/6	Rensselaer Polytech	W, 78-48
12/9	at Yale	W, 76-68
12/13	Boston College	W, 70-51
12/16	at Brown	W, 81-62
12/20	Villanova	W, 75-71
12/30	at Rutgers	W, 82-73
1/3	Maine	W, 87-66
1/7	Holy Cross	L, 67-71
1/10	Rhode Island	W, 80-74
1/14	at Columbia	L, 59-71
1/16	Colgate	W, 65-64
2/7	at St. Joseph's (PA)	L, 69-78
2/9	Wagner	W, 64-61
2/13	at New Hampshire	W, 82-59
2/14	at Maine	W, 76-66
2/18	Brown	W, 91-59
2/21	at Rhode Island	L, 80-82
2/26	Massachusetts	W, 89-51
2/28	Boston University	W, 105-73
3/2	at Tufts	W, 115-74

## 1951-52

**Head Coach: Hugh S. Greer**  
20-7

12-2 home, 8-5 away

**Yankee Conference Champion**

11/29	American International	W, 75-55
12/1	St. Francis (NY)	L, 69-77
12/5	Tufts	W, 78-52
12/8	Buffalo	W, 72-69
12/12	Brown	W, 86-65
12/15	Boston College	L, 53-57
12/18	at Yale	W, 56-47
12/20	V.M.I.	W, 63-47
12/21	V.M.I.	W, 74-55
12/27	at Buffalo	L, 58-65
12/29	Puerto Rico	W, 88-54
1/4	Wayne	W, 59-58
1/5	Maine	W, 71-57
1/12	at Rhode Island	L, 62-64
1/16	at Wesleyan	W, 69-38
1/17	New Hampshire	W, 75-58
1/26	at Colgate	L, 54-76
2/2	at Brown	W, 63-59
2/4	at Boston University	W, 70-64
2/8	Bucknell	W, 85-59
2/12	at Holy Cross	L, 53-72
2/15	at New Hampshire	W, 65-61
2/16	at Maine	W, 66-53
2/23	Rhode Island	W, 72-67
2/27	at Massachusetts	W, 68-54
3/1	at Villanova	W, 63-58
3/5	at St. Francis	L, 47-63

## 1950-51

**Head Coach: Hugh S. Greer**

22-4

11-2 home, 11-1 away, 0-1 neutral

**NCAA Tournament First Round**

**Yankee Conference Champion**

11/30	American International	W, 68-46
12/2	Springfield	W, 46-44
12/6	at Tufts	W, 68-59
12/9	at Brown	W, 64-58
12/13	Yale	W, 71-65
12/15	at R.P.I.	L, 67-72
12/16	at McGill	W, 50-41
12/21	Colby	W, 66-61
12/23	Boston College	W, 56-52
12/26	at Buffalo	W, 61-51
1/5	Maine	W, 68-52
1/6	Vermont	W, 71-43
1/10	at Northeastern	W, 75-55
1/13	Rhode Island	L, 72-77
1/27	at Muhlenberg	W, 52-44
1/30	at American International	W, 66-55
2/3	at Springfield	W, 54-49
2/7	Brown	L, 58-60
2/10	Wesleyan	W, 74-51
2/13	Temple	W, 76-61
2/16	at New Hampshire	W, 85-54
2/17	at Maine	W, 83-62
2/20	Boston University	W, 74-59
2/24	at Rhode Island	W, 75-70
2/28	Massachusetts	W, 92-50
3/20	vs. St. John's *	L, 52-63

\*NCAA Tournament, New York, NY

## 1949-50

**Head Coach: Hugh S. Greer**

17-8

11-3 home, 6-5 away

American International	W, 66-51
Springfield	W, 56-36
Tufts	W, 56-39
at Brown	L, 59-69
at Yale	L, 44-62
Manhattan	L, 56-71
Pittsburgh	L, 35-52
Muhlenberg	L, 61-73
Maine	W, 65-56
at Rhode Island	L, 65-83
Wayne	W, 65-47
at Massachusetts	L, 57-61
Northeastern	W, 77-40
New Hampshire	W, 73-35
at Buffalo	W, 56-40
at Dartmouth	W, 78-71
at Vermont	W, 61-44
at Springfield	L, 58-59
Brown	W, 74-60
at Wesleyan	W, 82-58
at Bates	W, 77-70
at Maine	W, 67-58
Boston University	W, 107-67
Rhode Island	W, 74-71
M.I.T.	W, 82-44

## 1948-49

**Head Coach: Hugh S. Greer**

19-6

**Yankee Conference Champion**

American University	L, 47-50
Springfield	W, 55-45
Tufts	W, 75-63
Brown	W, 58-41
Yale	L, 44-61

Wesleyan	W, 42-38
Vermont	W, 72-48
Wayne	W, 44-39
Buffalo	W, 52-39
New York University	L, 51-70
Colby	W, 58-39
Maine	W, 63-43
Rhode Island	W, 58-48
Massachusetts	W, 80-48
New Hampshire	W, 66-37
Maine	W, 58-29
Coast Guard	W, 60-47
Boston University	W, 44-43
Wesleyan	W, 62-41
New Hampshire	W, 52-43
Brown	L, 45-57
Brooklyn College	W, 64-39
Rhode Island	L, 64-86
Yale	L, 55-71
M.I.T.	W, 91-52

## 1947-48

**Head Coach: Hugh S. Greer**

17-6

**Yankee Conference Champion**

American University	W, 48-37
St. Anselm's	W, 69-55
Arnold	W, 45-35
Brown	W, 59-38
New York University	L, 55-68
Wesleyan	W, 54-37
Northeastern	W, 64-41
Akron	L, 48-60
Western Reserve	L, 49-63
Maine	W, 63-29
Rhode Island	L, 63-65
Massachusetts	W, 58-20
American University	W, 52-48
Yale	L, 50-57
Maine	W, 46-39
Champlain	W, 49-38
Vermont	W, 54-39
Coast Guard	W, 52-40
Army	W, 50-49
Brown	W, 57-41
New Hampshire	W, 70-47
Rhode Island	W, 89-80
Yale	L, 53-57

## 1946-47

**Head Coach: Blair Gullion (3-1),**

**Hugh S. Greer (13-1)**

16-2

New York University	L, 41-67
Brown	W, 65-44
Wesleyan	W, 53-34
Northeastern	W, 81-42
Maine	W, 51-38
Rhode Island	L, 57-75
Massachusetts	W, 73-37
Coast Guard	W, 61-29
New Hampshire	W, 68-38
Maine	W, 88-39
Northeastern	W, 77-31
Army	W, 41-39
Coast Guard	W, 74-39
Yale	W, 47-39
Brown	W, 72-41
New Hampshire	W, 94-45
Rhode Island	W, 83-75
Providence	W, 88-46

## 1945-46

**Head Coach: Blair Gullion**

11-6

Brown	L, 41-55
U.S. Submarine Base	W, 48-38
Wesleyan	W, 38-35
Northeastern	W, 67-28
New York University	L, 55-61
Maine	W, 54-33
Rhode Island	L, 47-59
Coast Guard	L, 29-31
Wesleyan	L, 29-40
Maine	W, 60-48
Brown	W, 51-44
U.S. Submarine Base	W, 44-31
Army	W, 51-50
Coast Guard	W, 37-31
Providence	W, 43-41
Northeastern	W, 78-22
Rhode Island	L, 54-60

## 1944-1945

**Head Coach: Don White**

5-11

Wesleyan	L, 43-48
Brown	L, 45-65
Worcester Polytech	L, 49-51
New York University	L, 45-73
Maine	W, 69-41
Rhode Island	L, 57-82
Wesleyan	L, 31-39
Brown	L, 45-65
Northeastern	W, 53-41
Maine	L, 44-45
Yale	W, 41-79
Providence	W, 48-42
Coast Guard	L, 31-34
Northeastern	W, 72-54
Coast Guard	L, 40-44
Rhode Island	W, 67-59

## 1943-1944

**Head Coach: Don White**

10-9

Boston Coast Guard	L, 47-57
Wesleyan	W, 49-25
Brown	L, 53-60
Worcester Polytech	W, 48-36
Wesleyan	W, 42-33
Colgate	L, 36-64
Cornell	L, 35-64
New York University	L, 45-46
Maine	W, 50-22
Rhode Island	W, 67-61
Coast Guard	L, 42-61
Yale	L, 33-41
Northeastern	W, 59-41
Maine	W, 73-48
Yale	L, 35-46
Coast Guard	L, 37-59
Northeastern	W, 70-37
Brown	W, 69-44
Rhode Island	W, 65-61

## 1942-1943

**Head Coach: Don White**

8-7

Brown	W, 58-40
Maine	W, 72-55
Coast Guard	L, 52-59
New Hampshire	W, 51-40
Rhode Island	L, 51-67



## ALL-TIME RESULTS

Northeastern	W, 76-56
Coast Guard	L, 46-54
Yale	W, 50-49
Springfield	L, 53-61
New Hampshire	W, 46-37
Maine	L, 38-40
Massachusetts	W, 78-42
Rhode Island	W, 82-58
Wesleyan	L, 40-42
Northeastern	L, 46-50

**1941-1942**

**Head Coach: Don White**  
**12-5**

Brown	L, 48-50
Springfield	W, 57-47
St. Lawrence	L, 39-41
Maine	W, 58-45
Coast Guard	W, 60-46
New Hampshire	W, 57-36
Rhode Island	L, 59-66
Coast Guard	W, 37-31
Maine	W, 47-39
New Hampshire	W, 69-53
Yale	L, 48-53
Northeastern	W, 66-34
Worcester Polytech	W, 69-55
Massachusetts	W, 46-40
Rhode Island	L, 68-87
Wesleyan	W, 66-44
Northeastern	W, 58-29

**1940-1941**

**Head Coach: Don White**  
**14-2**

Springfield	W, 47-44
Brown	W, 42-36
Maine	W, 80-51
Coast Guard	W, 65-38
Rhode Island	L, 61-79
Villanova	L, 35-40
New Hampshire	W, 78-47
Maine	W, 53-46
Northeastern	W, 71-24
New Hampshire	W, 70-50
Maryland	W, 52-43
Massachusetts	W, 57-37
Rhode Island	W, 63-62
Worcester Polytech	W, 58-37
Northeastern	W, 79-36
Wesleyan	W, 57-42

**1939-1940**

**Head Coach: Don White**  
**9-7**

St. Lawrence	L, 35-39
Brown	L, 36-44
Michigan	L, 45-62
Northeastern	W, 61-38
Maine	W, 56-38
New Hampshire	W, 66-36
Coast Guard	W, 80-27
New Hampshire	W, 50-46
Maine	W, 71-68
Northeastern	W, 67-49
Massachusetts	W, 65-35
Wesleyan	W, 55-44
Rhode Island	L, 81-102
Providence	L, 51-55
Worcester Polytech	L, 60-63
Rhode Island	L, 48-49

**1938-1939**

**Head Coach: Don White**  
**12-6**

Arnold	W, 51-39
Brown	L, 31-51
Indiana	L, 38-71
Purdue	L, 30-51
Illinois	L, 23-49
Northeastern	W, 32-26
Maine	L, 29-45
New Hampshire	W, 41-38
Rhode Island	L, 62-76
Coast Guard	W, 49-34
New Hampshire	W, 59-38
Maine	W, 53-49
Coast Guard	W, 82-42
Massachusetts	W, 58-47
Wesleyan	W, 54-41
Rhode Island	W, 68-67
Worcester Polytech	W, 49-48
Northeastern	W, 48-38

**1937-1938**

**Head Coach: Don White**  
**13-5**

Arnold	W, 61-40
Providence	W, 40-32
Brown	W, 56-51
New Hampshire	W, 43-41
Wesleyan	L, 48-57
Maine	W, 54-46
Coast Guard	W, 52-40
Maine	W, 51-39
Coast Guard	W, 59-39
New Hampshire	L, 42-48
Rhode Island	L, 45-62
Alumni	W, 80-32
Massachusetts	W, 60-51
Northeastern	W, 59-32
Trinity	W, 38-35
Rhode Island	L, 65-67
Worcester Polytech	W, 61-59
Northeastern	L, 40-45

**1936-1937**

**Head Coach: Don White**  
**11-7**

Northeastern	W, 42-37
Clark	L, 38-39
Coast Guard	W, 34-31
Wesleyan	L, 36-46
Massachusetts	W, 41-37
Maine	W, 50-40
Brown	L, 41-43
New Hampshire	W, 44-26
Worcester Polytech	W, 49-43
Rhode Island	L, 41-56
Northeastern	W, 59-41
New Hampshire	W, 34-27
Maine	L, 41-44
Trinity	W, 38-35
Rhode Island	L, 41-65
Trinity	L, 33-40
Coast Guard	W, 61-20
Alumni	W, 60-21

**1935-1936**

**Head Coach: John J. Heldman, Jr. (0-1),  
J. O. Christian (3-10)**  
**3-11**

Alumni	L, 45-52
Clark	L, 19-38

Wesleyan	L, 35-45
Massachusetts	L, 32-58
Brown	L, 35-65
Boston University	W, 31-27
New Hampshire	L, 29-44
Rhode Island	L, 32-75
Trinity	W, 37-29
Arnold	L, 33-35
Trinity	L, 27-35
Rhode Island	L, 51-56
Worcester Polytech	L, 30-48
Coast Guard	W, 43-42

**1934-1935**

**Head Coach: John J. Heldman, Jr.**  
**7-8**

Alumni	W, 44-23
Amer. International	W, 39-27
Clark	W, 41-19
Wesleyan	L, 30-44
Massachusetts	L, 20-22
Brown	L, 31-39
New Hampshire	W, 41-32
Boston University	W, 42-31
Trinity	L, 23-28
Rhode Island	L, 32-57
Springfield	L, 18-43
Trinity	L, 27-28
Rhode Island	L, 45-62
Worcester Polytech	W, 44-30
Coast Guard	W, 35-30

**1933-1934**

**Head Coach: John J. Heldman, Jr.**  
**5-10**

Alumni	W, 40-30
Wesleyan	L, 21-28
Worcester Polytech	L, 35-41
Massachusetts	L, 31-37
Clark	W, 44-26
Brown	L, 30-40
Coast Guard	W, 31-29
Boston University	L, 33-37
New Hampshire	W, 21-20
Trinity	L, 15-31
Rhode Island	L, 26-50
Trinity	L, 21-28
Norwich University	W, 32-27
Springfield	L, 40-46
Rhode Island	L, 38-44

**1932-1933**

**Head Coach: John J. Heldman, Jr.**  
**4-12**

Alumni	W, 33-27
Upsala	W, 33-22
Boston University	L, 25-50
Brown	L, 29-31
Wesleyan	L, 22-36
Massachusetts	L, 19-22
Springfield	L, 25-26
New Hampshire	L, 20-27
Tufts	L, 17-36
Northeastern	L, 21-26
Worcester Polytech	W, 29-25
Rhode Island	L, 29-41
Coast Guard	L, 31-39
Trinity	L, 19-38
Clark	W, 63-32
Rhode Island	L, 34-41

**1931-1932**

**Head Coach: John J. Heldman, Jr.**  
**3-11**

Alumni	W, 37-36
Brown	W, 27-22
Tufts	L, 21-34
Boston University	L, 26-30
Bridgewater Normal	W, 43-34
Massachusetts	L, 19-33
Wesleyan	L, 29-40
Springfield	L, 19-52
New Hampshire	L, 19-36
Coast Guard	L, 22-40
Rhode Island	L, 31-45
Clark	L, 22-38
Trinity	L, 20-26
Rhode Island	L, 32-33

**1930-1931**

**Head Coach: Louis A. Alexander (5-3),  
Summer A. Dole (5-3)**  
**10-6**

Bridgewater Normal	W, 38-29
Fitchburg Normal	W, 57-26
Boston University	W, 39-33
East Stroudsburg	W, 44-20
Tufts	W, 33-30
Yale	L, 17-36
Brown	L, 35-39
Wesleyan	L, 27-36
Massachusetts	L, 13-14
Trinity	W, 32-15
Rhode Island	W, 28-27
Springfield	W, 32-24
New Hampshire	W, 44-32
Coast Guard	W, 35-33
Rhode Island	L, 21-31
Holy Cross	L, 30-44

**1929-1930**

**Head Coach: Louis A. Alexander**  
**8-7**

East Stroudsburg	W, 27-21
Yale	L, 19-25
Tufts	W, 24-22
Massachusetts	W, 37-23
Brown	L, 22-29
Springfield	L, 29-33
Coast Guard	W, 35-20
Trinity	L, 25-29
Holy Cross	W, 33-27
New Hampshire	L, 21-24
St. Michael's	W, 39-28
Rhode Island	L, 31-36
Wesleyan	W, 33-22
Holy Cross	L, 23-42
Rhode Island	W, 53-28

**1928-1929**

**Head Coach: Louis A. Alexander**  
**11-6**

Pennsylvania Teachers	W, 49-34
New Hampshire	W, 44-25
Tufts	W, 29-27
Maine	W, 29-22
Massachusetts	W, 21-13
Wesleyan	L, 23-36
Trinity	L, 28-29
Providence	W, 35-33
Holy Cross	L, 29-33

ALL-TIME RESULTS

Holy Cross	L, 21-23
Rhode Island	L, 25-30
Coast Guard	W, 49-42
Vermont	W, 34-25
Springfield	L, 19-28
Rhode Island	W, 38-29
Coast Guard	W, 49-42
Brown	W, 35-33

1927-1928

Head Coach: Louis A. Alexander  
11-3

Tufts	W, 37-22
Coast Guard	W, 64-23
Maine	L, 21-34
Providence	W, 29-21
Holy Cross	L, 27-36
Vermont	L, 28-45
New Hampshire	W, 51-29
Rhode Island	W, 38-27
Holy Cross	W, 46-33
Norwich	W, 39-17
Rhode Island	W, 41-34
Springfield	W, 39-36
Trinity	W, 31-24
Brown	W, 29-21

1926-1927

Head Coach: Sumner A. Dole  
9-7

Crescent A.C.	L, 18-37
Cooper Union	W, 45-16
Northeastern	W, 45-39
Harvard	W, 39-24
Tufts	L, 37-44
Springfield	L, 24-35
New Hampshire	L, 24-32
Norwich	W, 35-23
Vermont	L, 16-31
Trinity	W, 31-15
Holy Cross	L, 19-30
Wesleyan	W, 41-26
Rhode Island	L, 33-37
Rhode Island	W, 34-30
Maine	W, 38-28
Coast Guard	W, 36-32

1925-1926

Head Coach: Sumner A. Dole  
11-3

Norwich	W, 48-16
Tufts	W, 38-23
Wesleyan	L, 26-49
Union	L, 25-33
Springfield	W, 37-33
Harvard	W, 25-24
Trinity	W, 32-27
Maine	W, 34-26
New Hampshire	W, 33-18
Vermont	W, 47-41
Massachusetts	W, 30-26
Rhode Island	L, 27-33
Trinity	W, 51-24
Rhode Island	W, 43-29

1924-1925

Head Coach: Sumner A. Dole  
10-4

New Hampshire	W, 22-18
Springfield	W, 26-16

Wesleyan	L, 26-31
Trinity	W, 50-23
Army	L, 29-30
Springfield	W, 28-13
Clark	W, 42-26
St. Michael's	W, 52-22
Massachusetts	L, 18-20
Holy Cross	W, 29-21
Trinity	W, 44-22
Rhode Island	W, 38-26
Harvard	L, 26-34
Rhode Island	W, 38-27

1923-1924

Head Coach: Sumner A. Dole  
4-8

New Hampshire	L, 21-35
Springfield	L, 24-35
Wesleyan	L, 21-41
Tufts	L, 25-38
Trinity	W, 22-13
Army	L, 15-17
Springfield	L, 13-34
St. Michael's	W, 35-16
Massachusetts	L, 18-23
Trinity	W, 38-21
Rhode Island	W, 42-22
Rhode Island	L, 28-31

1922-1923

Head Coaches: J. W. Tasker, Roy J. Guyer  
8-7

Army	L, 19-52
Trinity	W, 35-23
Rhode Island	W, 41-20
Springfield	L, 24-35
Harvard	W, 39-37
New Hampshire	W, 27-22
Springfield	L, 18-36
Holy Cross	W, 31-22
Wesleyan	L, 16-30
Brown	L, 27-33
Rhode Island	L, 29-30
Trinity	W, 30-26
St. Michael's	L, 27-29
Albany Law	W, 34-25
Albany Law	W, 32-13

1921-1922

Head Coach: J. W. Tasker  
15-4

Harvard	W, 38-33
Army	W, 33-31
Brown	W, 29-23
Lebanon Valley	W, 40-29
Wesleyan	L, 19-20
Rhode Island	W, 19-18
Massachusetts	W, 31-13
Tufts	W, 27-20
New Hampshire	W, 35-30
Tufts	W, 47-35
Rhode Island	W, 41-18
Springfield	W, 24-23
Trinity	L, 19-21
Massachusetts	L, 17-30
Springfield	L, 23-46
Maine	W, 22-16
Worcester	W, 29-26
New Hampshire	W, 26-23
Trinity	W, 24-17

1920-1921

Head Coach: M. R. Swartz  
7-9

Tufts	L, 25-38
Wesleyan	L, 20-31
Middlebury	W, 33-25
Springfield	L, 29-32
Massachusetts	L, 23-28
Clark	L, 20-28
Tufts	W, 33-23
Rhode Island	W, 44-22
Clark	W, 39-26
Massachusetts	W, 26-19
Rhode Island	L, 18-29
Worcester Polytech	L, 17-42
Trinity	L, 17-21
New Hampshire	L, 18-24
New Hampshire	W, 33-30
N.Y. State Teachers	W, 29-20

1919-1920

Head Coach: M. R. Swartz  
7-5

Wesleyan	L, 31-43
Middlebury	W, 52-48
Massachusetts	W, 28-19
Trinity	W, 25-17
Boston College	W, 51-13
Rhode Island	L, 23-29
Wentworth Institute	W, 71-6
Massachusetts	L, 22-27
Trinity	W, 24-17
Clark	W, 33-26
New Hampshire	L, 20-39
Worcester Polytech	L, 17-23

1918-1919

Head Coach: John F. Donahue  
1-8

Worcester Polytech	L, 16-26
Rhode Island	L, 18-30
New Hampshire	L, 18-51
Rhode Island	L, 46-49
Boston College	W, 46-27
Stevens	L, 31-45
Boston College	L, 20-42
New Hampshire	L, 28-29
Worcester Polytech	L, 24-34

1917-1918

Head Coach: John F. Donahue  
1-6

Wesleyan	W, 32-28
Wesleyan	L, 16-20
Massachusetts	L, 20-25
New Hampshire	L, 24-33
Rhode Island	L, 16-30
Stevens	L, 22-62
Rhode Island	L, 33-42

1916-1917

Head Coach: John F. Donahue  
4-6

Wentworth	W, 52-11
Wesleyan	L, 24-38
New Hampshire	L, 19-28
Massachusetts	L, 12-33
Rhode Island	W, 29-26
Seton Hall	L, 19-34
Stevens	L, 17-33
Pratt	W, 35-30

Rhode Island	W, 34-18
New Hampshire	L, 15-28

1915-1916

Coach: John F. Donahue  
5-3

Willimantic Emids	W, 32-11
Wesleyan	L, 23-42
Springfield College	L, 18-44
Trinity Rovers	W, 32-14
New Hampshire	L, 23-25
Bristol A.A.	W, 76-20
Rhode Island	W, 39-10
Rhode Island	W, 26-18

1914-1915

1-4

New Hampshire	L, 15-27
Dean	L, 19-21
Gamma Kappa Phi	L, 21-23
Bristol A.A.	W, 25-21
Yale 2nd	L, 16-26

\* - Note: In 1910-1911 an independent team was given permission to play some games under the college name. There was no official team, supported by the CAC Athletic Association, between 1908 and 1914. The "independent" CAC team was self-supporting, and played no collegiate opponents.

CAC reinstated its support of basketball at the end of the 1913-1914 year. The last two games of the 1914-1915 season were played in Hawley Armory. The first full season of competition at Hawley was during the 1915-1916 season.

1913-1914

No competition

1912-1913

0-3

Springfield YMCA	L, 14-59
Mittineague	L, 15-47
Suffield Institute	L, 15-44

1911-1912

6-3

Windham H.S.	W, 26-14
Hopkins Prep	W, 40-11
New Haven H.S.	L, 12-22
New London Manual	W, 51-27
Dean Academy	L, 29-42
Grex Club	L, 23-36
New London Manual	W, 26-15
Monson	W, 15-9
Alumni	W, 22-16

1910-1911

1-2

Cyclers	L, 24-35
Monson Academy	L, 40-48
Cyclers	W, 18-15

1908-1909, 1909-1910

No competition

1907-1908

6-9

Trinity	L, 3-38
Willimantic YMCA	L, 6-17

**ALL-TIME RESULTS**

Willimantic YMCA	W, 39-32
Rhode Island	L, 6-59
Cyclers Club	W, 34-5
Gunnery School	W, 30-26
Ridge School	W, 18-10
Manor School	W, 20-8
Holy Cross	L, 5-38
Cushing Academy	L, 13-15
Andover Academy	L, 11-36
Willimantic YMCA	L, 17-21
Rhode Island	W, 24-21
Williston Academy	L, 21-39
Worcester Polytech	L, 29-36
<b>1906-1907</b>	
<b>5-7</b>	
Massachusetts	L, 27-34
Hartford H.S.	W, 69-19
Crescent A.C.	W, 85-14
New Hampshire	L, 11-33
Andover Academy	L, 10-46
Rhode Island	L, 18-23
Massachusetts	L, 16-24
Alumni	W, 71-28
Willimantic YMCA	W, 21-12
Dean Academy	W, 53-33
Trinity	L, 18-44
Trinity	L, 29-44
<b>1905-1906</b>	
<b>6-3</b>	
Manchester H.S.	W, 70-28
Wesleyan	L, 12-86
Bulkeley School	W, 74-34
Windham H.S.	L, 9-15
Willimantic YMCA	L, 26-31
New Britain W, 65-9	
Alumni	W, 50-27
Hartford Public H.S.	W, 119-27
Meriden H.S.	W, 124-11
<b>1904-1905</b>	
<b>3-3</b>	
Stafford H.S.	W, 67-7
Delphi Club (Willi)	L, 16-25
Hartford H.S.	W, 77-34
Alumni	W, 52-38
Massachusetts	L, 22-66
Middletown H.S.	L, 22-58
<b>1903-1904</b>	
<b>6-3</b>	
Willimantic Town	W, 38-12
Cathedral Lyceum	W, 37-11
Waterbury H.S.	W, 48-25
Stafford Town	L, 19-41
Alumni	W, 29-23
Middletown H.S.	L, 20-34
Manchester H.S.	L, 2-26
Manchester H.S.	W, 40-18
Munson Academy	W, 44-21
<b>1902-1903</b>	
<b>5-2</b>	
Willimantic TCC	W, 12-8
Middletown H.S.	W, 19-8
Alumni	W, 22-19
Torrington H.S.	W, 24-8
Torrington H.S.	L, 14-22
Grove A.C.	W, 22-12
Williston Academy	L, 8-44
<b>1901-1902 (5-5)</b>	
Willimantic YMCA	L, 11-21
Willimantic Bus. Coll.	W, 70-11
Middletown L, 30-33	
Middletown YMCA	L, 27-66
Willimantic YMCA	L, 22-27
Willimantic Comp. E	L, 3-25
Manchester H.S.	W, 58-18
Alumni	W, 36-9
Norwich Academy	W, 30-6
Willimantic TCC	W, 16-15
<b>1900-1901 (1-0)</b>	
Windham High	W, 17-12

**ALL-TIME POSTSEASON TOURNAMENT RESULTS**

YEAR	COACH	RECORD	OPPONENT-DATE	SITE	RESULT
<b>1950-51 - NCAA</b>	Hugh Greer	22-4	St. John's - 3/20/51	New York, N.Y.	L, 52-63
<b>1953-54 - NCAA</b>	Hugh Greer	23-3	Navy - 3/8/54	Buffalo, N.Y.	L, 80-85
<b>1954-55 - NIT</b>	Hugh Greer	20-5	St. Louis - 3/12/55	New York, N.Y.	L, 103-110
<b>1955-56 - NCAA (NCAA Sweet 16)</b>	Hugh Greer	17-11	Manhattan - 3/13/56	New York, N.Y.	W, 84-75
			Temple - 3/16/56	Philadelphia, Pa.	L, 59-65
			Dartmouth - 3/17/56	Philadelphia, Pa.	L, 64-85
<b>1956-57 - NCAA</b>	Hugh Greer	17-8	Syracuse - 3/12/57	New York, N.Y.	L, 76-82
<b>1957-58 - NCAA</b>	Hugh Greer	17-10	Dartmouth - 3/11/58	New York, N.Y.	L, 64-75
<b>1958-59 - NCAA</b>	Hugh Greer	17-7	Boston University - 3/10/59	New York, N.Y.	L, 58-60
<b>1959-60 - NCAA</b>	Hugh Greer	17-9	New York University - 3/8/60	New York, N.Y.	L, 59-78
<b>1962-63 - NCAA</b>	H.Greer/G. Wigton	18-7	West Virginia - 3/11/63	Philadelphia, Pa.	L, 71-77
<b>1963-64 - NCAA (NCAA Elite Eight)</b>	Fred Shabel	16-11	Temple - 3/9/64	Philadelphia, Pa.	W, 53-48
			Princeton - 3/14/64	Raleigh, N.C.	W, 52-50
			Duke - 3/16/64	Raleigh, N.C.	L, 54-101
<b>1964-65 - NCAA</b>	Fred Shabel	23-3	St. Joseph's - 3/8/65	Philadelphia, Pa.	L, 61-67
<b>1966-67 - NCAA</b>	Fred Shabel	17-7	Boston College - 3/11/67	Kingston, R.I.	L, 42-48
<b>1973-74 - NIT (NIT Quarterfinal)</b>	Dee Rowe	19-8	St. John's - 3/17/74	New York, N.Y.	W, 82-70
<b>1974-75 - NIT</b>	Dee Rowe	18-10	Boston College - 3/21/74	New York, N.Y.	L, 75-76
<b>1975-76 - NCAA (NCAA Sweet 16)</b>	Dee Rowe	19-10	South Carolina - 3/16/75	New York, N.Y.	L, 61-71
			Hofstra - 3/13/76	Providence, R.I.	W, 80-78 (ot)
<b>1978-79 - NCAA</b>	Dom Perno	21-8	Rutgers - 3/18/76	Greensboro, N.C.	L, 79-93
<b>1979-80 - NIT</b>	Dom Perno	20-9	Syracuse - 3/10/79	Providence, R.I.	L, 81-89
<b>1980-81 - NIT</b>	Dom Perno	20-9	St. Peter's - 3/5/80	Storrs, Conn.	L, 56-71
			South Florida - 3/12/81	Tampa, Fla.	W, 65-55
			Minnesota - 3/16/81	Hartford, Conn.	L, 66-84
<b>1981-82 - NIT</b>	Dom Perno	17-11	Dayton - 3/10/82	Dayton, Ohio	L, 75-76 (ot)
<b>1987-88 - NIT (NIT Champions)</b>	Jim Calhoun	20-14	West Virginia - 3/17/88	Morgantown, W.Va.	W, 62-57 (ot)
			Louisiana Tech - 3/21/88	Hartford, Conn.	W, 65-59
			Virginia Commonwealth - 3/25/88	Storrs, Conn.	W, 72-61
			Boston College - 3/29/88	New York, N.Y.	W, 73-67
			Ohio State - 3/30/88	New York, N.Y.	W, 72-67
<b>1988-89 - NIT (NIT Quarterfinals)</b>	Jim Calhoun	18-13	UNC Charlotte - 3/15/89	Charlotte, N.C.	W, 67-62
			California - 3/20/89	Hartford, Conn.	W, 73-72
			Alabama-Birmingham - 3/22/89	Storrs, Conn.	L, 79-85
<b>1989-90 - NCAA (NCAA Elite Eight)</b>	Jim Calhoun	31-6	Boston University - 3/15/90	Hartford, Conn.	W, 76-52
			California - 3/17/90	Hartford, Conn.	W, 74-54
			Clemson - 3/22/90	East Rutherford, N.J.	W, 71-70
			Duke - 3/24/90	East Rutherford, N.J.	L, 78-79 (ot)
<b>1990-91 - NCAA (NCAA Sweet 16)</b>	Jim Calhoun	20-11	Louisiana State - 3/14/91	Minneapolis, Minn.	W, 79-62
			Xavier - 3/16/91	Minneapolis, Minn.	W, 66-50
			Duke - 3/22/91	Pontiac, Mich.	L, 67-81
<b>1991-92 - NCAA (NCAA 2nd Round)</b>	Jim Calhoun	20-10	Nebraska - 3/19/92	Cincinnati, Ohio	W, 86-65
<b>1992-93 - NIT</b>	Jim Calhoun	15-13	Ohio State - 3/21/92	Cincinnati, Ohio	L, 55-78
<b>1993-94 - NCAA (NCAA Sweet 16)</b>	Jim Calhoun	29-5	Jackson State - 3/19/93	Storrs, Conn.	L, 88-90 (ot)
			Rider - 3/17/94	Uniondale, N.Y.	W, 64-46
			George Washington - 3/19/94	Uniondale, N.Y.	W, 75-63
			Florida - 3/25/94	Miami, Fla.	L, 60-69 (ot)
<b>1994-95 - NCAA (NCAA Elite Eight)</b>	Jim Calhoun	28-5	Tennessee-Chattanooga - 3/16/95	Salt Lake City, Utah	W, 100-71
			Cincinnati - 3/18/95	Salt Lake City, Utah	W, 96-91
			Maryland - 3/23/95	Oakland, Calif.	W, 99-89
			UCLA - 3/25/95	Oakland, Calif.	L, 96-102
<b>1995-96 - NCAA (NCAA Sweet 16)</b>	Jim Calhoun	30-2	*Colgate - 3/14/96	Indianapolis, Ind.	W, 68-59
			*Eastern Michigan - 3/16/96	Indianapolis, Ind.	W, 95-81
			*Mississippi State - 3/22/96	Lexington, Ky.	L, 55-60
			<b>* --- result declared null and void by the NCAA</b>		
<b>1996-97 - NIT (NIT Semifinals - Third Place)</b>	Jim Calhoun	18-15	Iona - 3/12/97	Storrs, Conn.	W, 71-66
			Bradley - 3/18/97	Storrs, Conn.	W, 63-47
			Nebraska - 3/21/97	Storrs, Conn.	W, 76-67
			Florida State - 3/25/97	New York, N.Y.	L, 66-71 (ot)
<b>1997-98 - NCAA (NCAA Elite Eight)</b>	Jim Calhoun	32-5	Arkansas - 3/27/97	New York, N.Y.	W, 74-64
			Fairleigh Dickinson - 3/12/98	Washington, D.C.	W, 93-85
			Indiana - 3/14/98	Washington, D.C.	W, 78-68
			Washington - 3/19/98	Greensboro, N.C.	W, 75-74
			North Carolina - 3/21/98	Greensboro, N.C.	L, 64-75
<b>1998-99 - NCAA (NCAA National Champions)</b>	Jim Calhoun	34-2	Texas-San Antonio - 3/11/99	Denver, Co.	W, 91-66
			New Mexico - 3/13/99	Denver, Co.	W, 78-56
			Iowa - 3/18/99	Phoenix, Az.	W, 78-68
			Gonzaga - 3/20/99	Phoenix, Az.	W, 67-62
			Ohio State - 3/27/99	St. Petersburg, Fla.	W, 64-58
			Duke - 3/29/99	St. Petersburg, Fla.	W, 77-74
<b>1999-00 - NCAA (NCAA Second Round)</b>	Jim Calhoun	25-10	Utah State - 3/17/00	Birmingham, Ala.	W, 75-67
<b>2000-01 - NIT (NIT Second Round)</b>	Jim Calhoun	20-12	Tennessee - 3/19/00	Birmingham, Ala.	L, 51-65
			South Carolina - 3/14/01	Storrs, Conn.	W, 72-65
			Detroit Mercy - 3/18/01	Storrs, Conn.	L, 61-67



**ALL-TIME POSTSEASON TOURNAMENT RESULTS**

<b>2001-02--NCAA (NCAA Elite Eight)</b>	Jim Calhoun	27-7	Hampton- 3/15/02 North Carolina State- 3/17/02 Southern Illinois- 3/22/02 Maryland- 3/24/02	Washington, DC Washington, DC Syracuse, N.Y. Syracuse, N.Y.	W, 78-67 W, 77-74 W, 71-59 L, 90-82
<b>2002-03--NCAA (NCAA Sweet 16)</b>	Jim Calhoun	23-10	Brigham Young- 3/20/03 Stanford- 3/22/03 Texas- 3/28/03	Spokane, Wa. Spokane, Wa. San Antonio, Texas	W, 58-53 W, 85-74 L, 82-78
<b>2003-04--NCAA (NCAA National Champions)</b>	Jim Calhoun	33-6	Vermont- 3/18/03 DePaul- 3/20/03 Vanderbilt- 3/25/04 Alabama- 3/27/04 Duke- 4/3/04 Georgia Tech- 4/5/04	Buffalo, N.Y. Buffalo, N.Y. Phoenix, Az. Phoenix, Az. San Antonio, Texas San Antonio, Texas	W, 70-53 W, 72-55 W, 73-53 W, 87-71 W, 79-78 W, 82-73
<b>2004-05--NCAA (NCAA Second Round)</b>	Jim Calhoun	23-8	Central Florida- 3/18/05 North Carolina State- 3/20/05	Worcester, Mass. Worcester, Mass.	W, 77-71 L, 62-65
<b>2005-06--NCAA (NCAA Elite Eight)</b>	Jim Calhoun	30-4	Albany-3/17/06 Kentucky- 3/19/06 Washington- 3/24/06 George Mason- 3/26/06	Philadelphia, Pa. Philadelphia, Pa. Washington, D.C. Washington, D.C.	W, 72-59 W, 87-83 W, 98-92 (ot) L, 84-86 (ot)
<b>2007-08--NCAA 2008-09--NCAA (NCAA Final Four)</b>	Jim Calhoun Jim Calhoun	24-9 31-5	San Diego - 3/21/08 Chattanooga - 3/19/09 Texas A & M - 3/21/09 Purdue - 3/26/09 Missouri - 3/28/09 Michigan State - 4/4/09 Northeastern - 3/16/10 Virginia Tech - 3/22/10	Tampa, Fla. Philadelphia, Pa. Philadelphia, Pa. Glendale, Az. Glendale, Az. Detroit, Mich. Storrs, Conn. Blacksburg, Va.	L, 69-70 (ot) W, 103-47 W, 92-66 W, 72-60 W, 82-75 L, 73-82 W, 59-57 L, 63-65
<b>2009-10--NIT (NIT Second Round)</b>	Jim Calhoun	18-16	Bucknell - 3/17/11 Cincinnati - 3/19/11 San Diego State - 3/24/11 Arizona -3/26/11 Kentucky - 4/2/11 Butler - 4/4/11	Washington, D.C. Washington, D.C. Anaheim, Calif. Anaheim, Calif. Houston, Texas Houston, Texas	W, 81-52 W, 69-58 W, 74-67 W, 65-63 W, 56-55 W, 53-41
<b>2011-12--NCAA</b>	Jim Calhoun	20-14	Iowa State - 3/15/12	Louisville, Ky	L, 64-77
<b>2013-14--NCAA (NCAA National Champions)</b>	Kevin Ollie	32-8	Saint Joseph's - 3/20/14 Villanova - 3/22/14 Iowa State - 3/28/14 Michigan State - 3/30/14 Florida - 4/5/14 Kentucky - 4/7/14	Buffalo, N.Y. Buffalo, N.Y. New York, N.Y. New York, N.Y. Arlington, Texas Arlington, Texas	W, 89-81 ot W, 77-65 W, 81-76 W, 60-54 W, 63-53 W, 60-54
<b>2014-15-- NIT</b>	Kevin Ollie	20-15	Arizona State - 3/18/15	Storrs, Conn.	L, 61-68
<b>2015-16--NCAA (NCAA Second Round)</b>	Kevin Ollie	25-11	Colorado - 3/17/16 Kansas - 3/19/16 Maryland-3/20/21	Des Moines, Iowa Des Moines, Iowa West Lafayette, Ind.	W, 74-67 L, 61-73 L, 54-63
<b>2020-21--NCAA</b>	Dan Hurley	15-8	New Mexico State-3/17/22	Buffalo, N.Y.	L, 63-70
<b>2021-22--NCAA</b>	Dan Hurley	23-10	Iona-3/17/23 Saint Mary's-3/19/23 Arkansas-3/23/23 Gonzaga-3/25/23 Miami-4/1/23 San Diego State-4/3/23	Albany, N.Y. Albany, N.Y. Las Vegas, Nev. Las Vegas, Nev. Houston, Texas Houston, Texas	W, 87-63 W, 70-55 W, 88-65 W, 82-54 W, 72-59 W, 76-59

**NCAA Tournament Appearances (36); Record: 65-32\***

1951, 1954, 1956, 1957, 1958, 1959, 1960, 1963, 1964, 1965, 1967, 1976, 1979, 1990, 1991, 1992, 1994, 1995, 1996, 1998, 1999, 2000, 2002, 2003, 2004, 2005, 2006, 2008, 2009, 2011, 2012, 2014, 2016, 2021, 2022, 2023

**NCAA National Championship Game Appearances (5); Record: 5-0**

1999, 2004, 2011, 2014, 2023

**NCAA Final Four Appearances (6); Record: 10-1**

1999, 2004, 2009, 2011, 2014, 2023

**NCAA Elite Eight Appearances (12); Record: 6-6**

1964, 1990, 1995, 1998, 1999, 2002, 2004, 2006, 2009, 2011, 2014, 2023

**NCAA Sweet 16 Appearances (18); Record: 12-6**

1956, 1964, 1976, 1990, 1991, 1994, 1995, 1996, 1998, 1999, 2002, 2003, 2004, 2006, 2009, 2011, 2014, 2023

\*-- According to NCAA record book, 63-31, after 1996 win-loss result declared null and void by NCAA.

**NIT Appearances (13); Record: 15-12**

1955, 1974, 1975, 1980, 1981, 1982, 1988, 1989, 1993, 1997, 2001, 2010, 2015

**NIT Championship Game Appearances (1); Record: 1-0**

1988

**NIT Quarterfinal Appearances (4); Record: 2-2** 1974, 1988, 1989, 1997 **NIT Semifinal Appearances (2); Record: 1-1** 1988, 1997

**NCAA TOURNAMENT REGION AND SEED**

**(seeding began in 1979)**

1951-East Region (lost in 1st Round)  
 1954-East Region (lost in 1st Round)  
 1956-East Region (advanced to Sweet 16)  
 1957-East Region (lost in 1st Round)  
 1958-East Region (lost in 1st Round)  
 1959-East Region (lost in 1st Round)  
 1960-East Region (lost in 1st Round)  
 1963-East Region (lost in 1st Round)  
 1964-East Region (advanced to Final 8)  
 1965-East Region (lost in 1st Round)  
 1967-East Region (lost in 1st Round)  
 1976-East Region (advanced to Sweet 16)  
 1979-No. 5 seed, East Region (lost in 1st Round)  
 1990-No. 1 seed, East Region (advanced to Final 8)  
 1991-No. 11 seed, Midwest Region (advanced to Sweet 16)  
 1992-No. 9 seed, Southeast Region (advanced to 2nd Round)  
 1994-No. 2 seed, East Region (advanced to Sweet 16)  
 1995-No. 2 seed, West Region (advanced to Final 8)

1996-No. 1 seed, Southeast Region (advanced to Sweet 16)  
 1998-No. 2 seed, East Region (advanced to Final 8)  
**1999-No. 1 seed, West Region (won NCAA Championship)**  
 2000-No. 5 seed, South Region (advanced to 2nd Round)  
 2002-No. 2 seed, East Region (advanced to Final 8)  
 2003-No. 5 seed, South Region (advanced to Sweet 16)  
**2004-No. 2 seed, Phoenix Region (won NCAA Championship)**  
 2005-No. 2 seed, Syracuse Region (advanced to 2nd Round)  
 2006-No. 1 seed, Wash. D.C. Region (advanced to Final 8)  
 2008-No. 4 seed, West Region (lost in 1st Round)  
 2009-No. 1 seed, West Region (advanced to NCAA Final Four)  
**2011-No. 3 seed, West Region (won NCAA Championship)**  
 2012-No. 9 seed, South Region (lost in 1st Round)  
**2014-No. 7 seed, East Region (won NCAA Championship)**  
 2016-No. 9 seed, South Region (advanced to 2nd Round)  
 2021-No. 7 seed, East Region (lost in 1st Round)  
 2022-No. 5 seed, West Region (lost in 1st Round)  
**2023-No. 4 seed, West Region (won NCAA Championship)**



*Bruce Springsteen helps celebrate UConn's success at a concert during the 2014 Final Four in North Texas.*

**POSTSEASON RECORDS VS. ALL OPPONENTS**

OPPONENT	NCAA	NIT	TOTAL	Detroit Mercy	--	0-1	0-1	Michigan State	1-1	--	1-1	San Diego State	2-0	--	2-0
Alabama	1-0	--	1-0	Duke	2-3	--	2-3	Minnesota	--	0-1	0-1	South Carolina	--	1-1	1-1
Ala.-Birmingham	--	0-1	0-1	Eastern Michigan	*1-0	--	*1-0	Mississippi State	*0-1	--	*0-1	South Florida	--	1-0	1-0
Albany	1-0	--	1-0	Fairleigh Dickinson	1-0	--	1-0	Missouri	1-0	--	1-0	Southern Illinois	1-0	--	1-0
Arizona	1-0	--	1-0	Florida	1-1	--	1-1	Navy	0-1	--	0-1	Stanford	1-0	--	1-0
Arizona State	--	0-1	0-1	Florida State	--	0-1	0-1	Nebraska	1-0	1-0	2-0	Syracuse	0-2	--	0-2
Arkansas	1-0	1-0	2-0	George Mason	0-1	--	0-1	New York University	0-1	--	0-1	Temple	1-1	--	1-1
Boston College	0-1	1-1	1-2	George Washington	1-0	--	1-0	New Mexico	1-0	--	1-0	Tennessee	0-1	--	0-1
Boston University	1-1	--	1-1	Georgia Tech	1-0	--	1-0	New Mexico State	0-1	--	0-1	Tenn-Chattanooga	2-0	--	2-0
Bradley	--	1-0	1-0	Gonzaga	2-0	--	2-0	North Carolina	0-1	--	0-1	Texas	0-1	--	0-1
Brigham Young	1-0	--	1-0	Hampton	1-0	--	1-0	UNC-Charlotte	--	1-0	1-0	Texas A & M	1-0	--	1-0
Bucknell	1-0	--	1-0	Hofstra	1-0	--	1-0	North Carolina State	1-1	--	1-1	Tex-San Antonio	1-0	--	1-0
Butler	1-0	--	1-0	Indiana	1-0	--	1-0	Northeastern	--	1-0	1-0	UCLA	0-1	--	0-1
California	1-0	1-0	2-0	Iona	1-0	1-0	2-0	Ohio State	1-1	1-0	2-1	Utah State	1-0	--	1-0
Central Florida	1-0	--	1-0	Iowa	1-0	--	1-0	Princeton	1-0	--	1-0	Vanderbilt	1-0	--	1-0
Cincinnati	2-0	--	2-0	Iowa State	1-1	--	1-1	Purdue	1-0	--	1-0	Vermont	1-0	--	1-0
Clemson	1-0	--	1-0	Jackson State	--	0-1	0-1	Rider College	1-0	--	1-0	Villanova	1-0	--	1-0
Colgate	*1-0	--	*1-0	Kansas	0-1	--	0-1	Rutgers	0-1	--	0-1	Virginia Commonwealth	--	1-0	1-0
Colorado	1-0	--	1-0	Kentucky	3-0	--	3-0	Saint Joseph's	1-1	--	1-1	Virginia Tech	--	0-1	0-1
Dartmouth	0-2	--	0-2	Louisiana State	1-0	--	1-0	Saint Mary's	1-0	--	1-0	Washington	2-0	--	2-0
Dayton	--	0-1	0-1	Louisiana Tech	--	1-0	1-0	St. John's	0-1	1-0	1-1	West Virginia	0-1	1-0	1-1
DePaul	1-0	--	1-0	Manhattan	1-0	--	1-0	St. Louis	--	0-1	0-1	Xavier	1-0	--	1-0
				Maryland	1-2	--	1-2	St. Peter's	--	0-1	0-1				
				Miami	1-0	--	1-0	San Diego	0-1	--	0-1				

\*-- 1996 result declared null and void by NCAA

ALL-TIME BIG EAST TOURNAMENT RESULTS AND STARTERS

Year	Winner	Score	Loser	Score	Site	Connecticut Starters
2023	#4 Connecticut	73	#5 Providence	66	Madison Square Garden	Alex Karaban, Adama Sanogo, Andre Jackson Jr., Jordan Hawkins, Hassan Diarra
	#1 Marquette	70	#4 Connecticut	68	Madison Square Garden	Alex Karaban, Adama Sanogo, Andre Jackson Jr., Joredan Hawkins, Tristen Newton
2022	#3 Connecticut	62	#6 Seton Hall	52	Madison Square Garden	Isaiah Whaley, Tyrese Martin, Adama Sanogo, Andre Jackson, R.J. Cole
	#2 Villanova	63	#3 Connecticut	60	Madison Square Garden	Isaiah Whaley, Tyrese Martin, Adama Sanogo, Andre Jackson, R.J. Cole
2021	#3 Connecticut	94	#11 DePaul	60	Madison Square Garden	Isaiah Whaley, Tyrese Martin, Adama Sanogo, James Bouknight, R.J. Cole
	#2 Creighton	59	#3 Connecticut	56	Madison Square Garden	Isaiah Whaley, Tyrese Martin, Adama Sanogo, James Bouknight, R.J. Cole
2013	Ineligible to compete					
2012	#9 Connecticut	81	#16 DePaul	67	Madison Square Garden	Roscoe Smith, Alex Oriakhi, Andre Drummond, Jeremy Lamb, Shabazz Napier
	#9 Connecticut	71	#8 West Virginia (OT)	67	Madison Square Garden	Roscoe Smith, Alex Oriakhi, Andre Drummond, Jeremy Lamb, Shabazz Napier
	#1 Syracuse	58	#9 Connecticut	55	Madison Square Garden	Roscoe Smith, Alex Oriakhi, Andre Drummond, Jeremy Lamb, Shabazz Napier
2011	#9 Connecticut	97	#16 DePaul	71	Madison Square Garden	Tyler Olander, Roscoe Smith, Charles Okwandu, Jeremy Lamb, Kemba Walker
	#9 Connecticut	79	#8 Georgetown	62	Madison Square Garden	Roscoe Smith, Alex Oriakhi, Charles Okwandu, Jeremy Lamb, Kemba Walker
	#9 Connecticut	76	#1 Pittsburgh	74	Madison Square Garden	Roscoe Smith, Alex Oriakhi, Charles Okwandu, Jeremy Lamb, Kemba Walker
	#9 Connecticut	76	#4 Syracuse (OT)	71	Madison Square Garden	Roscoe Smith, Alex Oriakhi, Charles Okwandu, Jeremy Lamb, Kemba Walker
	#9 Connecticut	69	#3 Louisville	66	Madison Square Garden	Tyler Olander, Roscoe Smith, Alex Oriakhi, Jeremy Lamb, Kemba Walker
2010	#13 St. John's	73	#12 Connecticut	51	Madison Square Garden	Ater Majok, Stanley Robinson, Alex Oriakhi, Jerome Dyson, Kemba Walker
2009	#6 Syracuse	127	#3 Connecticut (6OT)	117	Madison Square Garden	Jeff Adrien, Stanley Robinson, Hasheem Thabeet, A.J. Price, Kemba Walker
2008	#5 West Virginia	78	#4 Connecticut	72	Madison Square Garden	Jeff Adrien, Stanley Robinson, Hasheem Thabeet, A.J. Price, Craig Austrie
2007	#5 Syracuse	78	#12 Connecticut	65	Madison Square Garden	Marcus Johnson, Jeff Adrien, Hasheem Thabeet, Jerome Dyson, A.J. Price
2006	#9 Syracuse	86	#1 Connecticut (OT)	84	Madison Square Garden	Josh Boone, Rudy Gay, Hilton Armstrong, Marcus Williams, Denham Brown
2005	#2 Connecticut	66	#7 Georgetown	62	Madison Square Garden	Charlie Villanueva, Rudy Gay, Denham Brown, Josh Boone, Marcus Williams
	#3 Syracuse	67	#2 Connecticut	63	Madison Square Garden	Charlie Villanueva, Rudy Gay, Denham Brown, Josh Boone, Marcus Williams
2004	#2 Connecticut	66	#7 Notre Dame	58	Madison Square Garden	Charlie Villanueva, Rashad Anderson, Josh Boone, Ben Gordon, Taliek Brown
	#2 Connecticut	84	#11 Villanova	67	Madison Square Garden	Charlie Villanueva, Rashad Anderson, Josh Boone, Ben Gordon, Taliek Brown
	#2 Connecticut	61	#1 Pittsburgh	58	Madison Square Garden	Josh Boone, Rashad Anderson, Emeka Okafor, Ben Gordon, Taliek Brown
2003	#2e Connecticut	83	#4w Seton Hall	70	Madison Square Garden	Hilton Armstrong, Rashad Anderson, Emeka Okafor, Ben Gordon, Taliek Brown
	#2e Connecticut	80	#1w Syracuse	67	Madison Square Garden	Hilton Armstrong, Rashad Anderson, Emeka Okafor, Ben Gordon, Taliek Brown
	#2w Pittsburgh	74	#2e Connecticut	56	Madison Square Garden	Hilton Armstrong, Rashad Anderson, Emeka Okafor, Ben Gordon, Taliek Brown
2002	#1e Connecticut	72	#5e Villanova	70	Madison Square Garden	Caron Butler, Johnnie Selvie, Emeka Okafor, Taliek Brown, Tony Robertson
	#1e Connecticut	82	#2w Notre Dame	77	Madison Square Garden	Caron Butler, Johnnie Selvie, Emeka Okafor, Taliek Brown, Tony Robertson
	#1e Connecticut	74	#1w Pittsburgh (2OT)	65	Madison Square Garden	Caron Butler, Johnnie Selvie, Emeka Okafor, Taliek Brown, Tony Robertson
2001	#3w Syracuse	86	#6e Connecticut	75	Madison Square Garden	Caron Butler, Edmund Saunders, Souleymane Wane, Taliek Brown, Albert Mouring
2000	#4 Connecticut	70	#13 Boston College	55	Madison Square Garden	Kevin Freeman, Ajou Deng, Jake Voskuhl, Albert Mouring, Khalid El-Amin
	#4 Connecticut	79	#5 Seton Hall	64	Madison Square Garden	Kevin Freeman, Ajou Deng, Jake Voskuhl, Albert Mouring, Khalid El-Amin
	#4 Connecticut	70	#9 Georgetown	55	Madison Square Garden	Kevin Freeman, Ajou Deng, Jake Voskuhl, Albert Mouring, Khalid El-Amin
	#3 St. John's	80	#4 Connecticut	70	Madison Square Garden	Kevin Freeman, Ajou Deng, Jake Voskuhl, Albert Mouring, Khalid El-Amin
1999	#1 Connecticut	57	#8 Seton Hall	56	Madison Square Garden	Kevin Freeman, Richard Hamilton, Jake Voskuhl, Ricky Moore, Khalid El-Amin
	#1 Connecticut	71	#4 Syracuse	50	Madison Square Garden	Kevin Freeman, Richard Hamilton, Jake Voskuhl, Ricky Moore, Khalid El-Amin
	#1 Connecticut	82	#3 St John's	63	Madison Square Garden	Kevin Freeman, Richard Hamilton, Jake Voskuhl, Ricky Moore, Khalid El-Amin
1998	#1 Connecticut	64	#8 Providence	55	Madison Square Garden	Kevin Freeman, Richard Hamilton, Jake Voskuhl, Ricky Moore, Khalid El-Amin
	#1 Connecticut	64	#12 Rutgers	50	Madison Square Garden	Kevin Freeman, Richard Hamilton, Jake Voskuhl, Ricky Moore, Khalid El-Amin
	#1 Connecticut	69	#2 Syracuse	64	Madison Square Garden	Kevin Freeman, Richard Hamilton, Jake Voskuhl, Ricky Moore, Khalid El-Amin
1997	#6 Pittsburgh	63	#11 Connecticut	62	Madison Square Garden	Kevin Freeman, Rashamel Jones, Jake Voskuhl, Richard Hamilton, Ricky Moore
1996	#1 Connecticut	79	#9 Seton Hall	58	Madison Square Garden	Kirk King, Rudy Johnson, Travis Knight, Ray Allen, Doron Sheffer
	#1 Connecticut	85	#4 Syracuse	67	Madison Square Garden	Kirk King, Rudy Johnson, Travis Knight, Ray Allen, Doron Sheffer
	#1 Connecticut	75	#2 Georgetown	74	Madison Square Garden	Kirk King, Rudy Johnson, Travis Knight, Ray Allen, Doron Sheffer
1995	#1 Connecticut	81	#9 Pittsburgh	78	Madison Square Garden	Ray Allen, Donny Marshall, Travis Knight, Kevin Ollie, Doron Sheffer
	#1 Connecticut	88	#4 Georgetown	81	Madison Square Garden	Ray Allen, Donny Marshall, Travis Knight, Kevin Ollie, Doron Sheffer
	#2 Villanova	94	#1 Connecticut	78	Madison Square Garden	Ray Allen, Donny Marshall, Travis Knight, Kevin Ollie, Doron Sheffer
1994	#1 Connecticut	97	#9 St. John's	77	Madison Square Garden	Donny Marshall, Donyell Marshall, Eric Hayward, Doron Sheffer, Kevin Ollie
	#4 Providence	69	#1 Connecticut	67	Madison Square Garden	Donny Marshall, Donyell Marshall, Eric Hayward, Doron Sheffer, Kevin Ollie
1993	#5 Providence	73	#4 Connecticut	55	Madison Square Garden	Rudy Johnson, Donny Marshall, Donyell Marshall, Scott Burrell, Kevin Ollie
1992	#3 St. John's	64	#6 Connecticut (OT)	59	Madison Square Garden	Donyell Marshall, Toraino Walker, Rod Sellers, Scott Burrell, Chris Smith
1991	#6 Georgetown	68	#3 Connecticut	49	Madison Square Garden	Scott Burrell, Toraino Walker, Rod Sellers, Steve Pikiell, Chris Smith
1990	#2 Connecticut	76	#7 Seton Hall	58	Madison Square Garden	Scott Burrell, Nadav Henefeld, Rod Sellers, Tate George, Chris Smith
	#2 Connecticut	65	#3 Georgetown	60	Madison Square Garden	Scott Burrell, Nadav Henefeld, Rod Sellers, Tate George, Chris Smith
	#2 Connecticut	78	#1 Syracuse	75	Madison Square Garden	Scott Burrell, Nadav Henefeld, Rod Sellers, Tate George, Chris Smith
1989	#2 Seton Hall	74	#7 Connecticut	66	Madison Square Garden	Murray Williams, Lyman DePriest, Cliff Robinson, Phil Gamble, Chris Smith
1988	#9 Connecticut	75	#8 Providence	62	Madison Square Garden	Murray Williams, Lyman DePriest, Cliff Robinson, Phil Gamble, Tate George
	#1 Pittsburgh	75	#9 Connecticut	58	Madison Square Garden	Murray Williams, Lyman DePriest, Cliff Robinson, Phil Gamble, Tate George
1987	#8 Boston College	61	#9 Connecticut	59	Madison Square Garden	Jeff King, Robert Ursery, Gerry Besselink, Tate George, Steve Pikiell
1986	#9 Seton Hall	76	#8 Connecticut	66	Madison Square Garden	Tim Coles, Eddie Williams, Gerry Besselink, Phil Gamble, Terence Warren
1985	#2 Georgetown	93	#7 Connecticut	62	Madison Square Garden	Ray Broxton, Tim Coles, Gerry Besselink, Alvin Frederick, Earl Kelley
1984	#2 Syracuse	73	#7 Connecticut	58	Madison Square Garden	Ray Broxton, Alvin Frederick, Tim Coles, Vern Giscombe, Karl Hobbs
1983	#2 Villanova	69	#7 Connecticut	68	Madison Square Garden	Larry Blucher, Eddie Williams, Bruce Kuczynski, Karl Hobbs, Earl Kelley
1982	#3 St. John's	54	#6 Connecticut	52	Hartford Civic Center	Mike McKay, Cory Thompson, Bruce Kuczynski, Karl Hobbs, Norm Bailey
1981	#4 Villanova	65	#5 Connecticut	54	Carrier Dome	Mike McKay, Cory Thompson, Chuck Aleksinas, Vern Giscombe, Bobby Dulin
1980	#4 Connecticut	79	#5 Boston College	68	Providence Civic Center	Mike McKay, Cory Thompson, Jim Abromaitis, Bobby Dulin, Clay Johnson
	#1 Syracuse	92	#4 Connecticut	61	Providence Civic Center	Mike McKay, Cory Thompson, Jim Abromaitis, Bobby Dulin, Clay Johnson



UConn vs. All Opponents in the BIG EAST Championship

Team	Record	First/Last Meeting	Last UConn Win	Last Opp. Win	Team	Record	First/Last Meeting	Last UConn Win	Last Opp. Win
Boston College	2-1	1980/2000	2000, 70-55	1987, 61-59	Providence	3-2	1988/2023	2023, 73-66	1994, 69-67
Creighton	0-1	2021/2021	N/A	2021, 59-56	Rutgers	1-0	1998	1998, 64-50	N/A
DePaul	3-0	2011/2021	2021, 94-60	N/A	St. John's	2-4	1982/2010	1999, 82-63	2010, 73-51
Georgetown	6-2	1985/2011	2011, 79-62	1991, 68-49	Seton Hall	6-2	1986/2022	2022, 62-52	1989, 74-66
Louisville	1-0	2011/2011	2011, 69-66	N/A	Syracuse	6-8	1980/2012	2011, 76-71 (OT)	2012, 58-55
Marquette	0-1	2023	N/A	2023, 70-68	Villanova	2-4	1981/2022	2004, 84-67	2022, 63-60
Notre Dame	2-0	2002/2004	2004, 66-58	N/A	West Virginia	1-1	2008/2012	2012, 71-67 (OT)	2008, 78-72
Pittsburgh	4-3	1988/2011	2011, 76-74	2003, 74-56					

ALL-TIME AMERICAN ATHLETIC CONFERENCE CHAMPIONSHIP RESULTS AND STARTERS

Year	Winner	Loser	Site	Connecticut Starters
2014	#4 Connecticut	#5 Memphis	FedExForum (Memphis)	DeAndre Daniels, Niels Giffey, Phillip Nolan, Ryan Boatright, Shabazz Napier
	#4 Connecticut	#1 Cincinnati	FedEXForum	DeAndre Daniels, Niels Giffey, Phillip Nolan, Ryan Boatright, Shabazz Napier
	#2 Louisville	#4 Connecticut	FedExForum	DeAndre Daniels, Niels Giffey, Phillip Nolan, Ryan Boatright, Shabazz Napier
2015	#6 Connecticut	#11 USF	XL Center (Hartford)	Phillip Nolan, Daniel Hamilton, Amida Brimah, Rodney Purvis, Ryan Boatright
	#6 Connecticut	#3 Cincinnati	XL Center	Phillip Nolan, Daniel Hamilton, Amida Brimah, Rodney Purvis, Ryan Boatright
	#6 Connecticut	#2 Tulsa	XL Center	Phillip Nolan, Daniel Hamilton, Amida Brimah, Rodney Purvis, Ryan Boatright
	#1 SMU	#6 Connecticut	XL Center	Phillip Nolan, Daniel Hamilton, Amida Brimah, Rodney Purvis, Ryan Boatright
2016	#5 Connecticut	#4 Cincinnati	Amway Center (Orlando)	Phillip Nolan, Shonn Miller, Daniel Hamilton, Rodney Purvis, Sterling Gibbs
	#5 Connecticut	#1 Temple	Amway Center	Phillip Nolan, Shonn Miller, Daniel Hamilton, Rodney Purvis, Sterling Gibbs
	#5 Connecticut	#6 Memphis	Amway Center	Phillip Nolan, Shonn Miller, Daniel Hamilton, Rodney Purvis, Sterling Gibbs
2017	#6 Connecticut	#11 USF	XL Center (Hartford)	Kentan Facey, Amida Brimah, Rodney Purvis, Christian Vital, Jalen Adams
	#6 Connecticut	#3 Houston	XL Center	Kentan Facey, Amida Brimah, Rodney Purvis, Christian Vital, Jalen Adams
	#2 Cincinnati	#6 Connecticut	XL Center	Kentan Facey, Amida Brimah, Rodney Purvis, Christian Vital, Jalen Adams
2018	#9 SMU	#8 Connecticut	Amway Center (Orlando)	Terry Larrier, Josh Carlton, Christian Vital, Jalen Adams, Antwoine Anderson
2019	#9 Connecticut	#8 USF	FedExForum (Memphis)	Tyler Polley, Josh Carlton, Christian Vital, Tarin Smith, Jalen Adams
	#1 Houston	#9 Connecticut	FedExForum	Tyler Polley, Josh Carlton, Christian Vital, Tarin Smith, Jalen Adams
2020	AAC Championship cancelled due to global health emergency			

UConn vs. All Opponents in the AAC Championship

Team	Record	First/Last Meeting	Last UConn Win	Last Opp. Win	Team	Record	First/Last Meeting	Last UConn Win	Last Opp. Win
Cincinnati	3-1	2014/2017	2016, 104-97 (4 OTs)	2017, 81-71	USF	3-0	2015/2019	2019, 80-73	---
Louisville	0-1	2014/2014	---	2014, 71-61	SMU	0-2	2015/2018	---	2018, 80-73
Memphis	2-0	2014/2016	2016, 72-58	---	Temple	1-0	2016/2016	2016, 77-62	---
Houston	1-1	2017/2019	2017, 74-65	2019, 84-45	Tulsa	1-0	2015/2015	2015, 47-42	---



The Huskies celebrate the 2016 AAC championship.

ALL-TIME OPPONENT SERIES HISTORIES

**Air Force (2-0)**  
 12/28/82 W 66-50 H  
 12/29/88 W 68-55 H

**Akron (0-1)**  
 1947-48 L 48-60

**Alabama (2-0)**  
 3/27/04 W 87-71 N  
 11/25/22 W 82-67 N

**Alabama-Birmingham (0-1)**  
 3/22/89 L 79-85 H

**Albany (NY St. Teachers\*) (3-0)**  
 2/24/21\* W 29-20  
 3/17/06 W 72-59 N  
 11/26/06 W 86-55 GP

**Albany Law (2-0)**  
 1922-23 W 34-25  
 1922-23 W 32-13

**American International (20-0)**  
 1934-35 W 39-27  
 1949-50 W 66-51 H  
 11/30/50 W 68-46 H  
 1/30/51 W 66-55 A  
 11/29/51 W 75-55 H  
 12/3/52 W 73-55 H  
 12/3/53 W 77-49 H  
 12/17/54 W 103-78 H  
 12/1/55 W 91-76 H  
 2/23/57 W 118-88 H  
 12/2/57 W 84-55 H  
 12/3/58 W 76-63 H  
 12/1/59 W 82-52 H  
 12/1/60 W 78-56 H  
 2/6/62 W 78-51 H  
 2/6/63 W 93-57 H  
 12/4/63 W 95-49 H  
 12/1/64 W 98-67 H  
 12/1/65 W 89-72 A  
 12/1/66 W 81-58 H

**American University (5-1)**  
 1947-48 W 48-37  
 1947-48 W 52-48  
 1948-49 L 47-50  
 12/17/62 W 64-58 H  
 2/20/65 W 115-60 H  
 1/10/76 W 83-70 H

**Arizona (5-2)**  
 12/7/99 W 78-69 N  
 12/9/00 W 71-69 GP  
 1/26/02 W 100-98(ot) A  
 11/22/05 W 79-70 N  
 3/26/11 W 65-63 N  
 12/21/17 L 58-73 A  
 12/2/18 L 72-76 XL

**Arizona State (2-2)**  
 12/3/82 L 69-74 A  
 12/29/83 W 66-60 HCC  
 11/28/97 W 82-61 N  
 3/18/15 L 61-68 GP

**Arkansas (4-1)**  
 3/27/97 W 74-64 N  
 11/21/05 W 77-68 N  
 12/3/11 W 75-62 XL

11/26/17 L 67-102 N  
 3/23/23 W 88-65 N

**Army (7-3)**  
 1921-22 W 33-31  
 1922-23 L 19-52  
 1923-24 L 15-17  
 1924-25 L 29-30  
 1945-46 W 51-50  
 1946-47 W 41-39  
 1947-48 W 50-49  
 12/29/80 W 81-60 H  
 12/6/03 W 74-46 GP  
 11/29/05 W 68-54 HCC

**Arnold (3-1)**  
 1935-36 L 33-35  
 1937-38 W 61-40  
 1938-39 W 51-39  
 1947-48 W 45-35

**Auburn (2-2)**  
 11/26/89 W 95-81 N  
 12/23/16 L 67-70 (ot) XL  
 12/23/17 L 64-89 A  
 11/24/21 W 115-109 (2ot) N

**Ball State (1-0)**  
 12/28/03 W 101-62 HCC

**Bates (1-0)**  
 1949-50 W 77-70

**Baylor (1-0)**  
 12/28/65 W 96-88 A

**Binghamton (1-0)**  
 11/20/21 W 87-63 XL

**Boston College (55-35)**  
 1918-19 W 46-27  
 1918-19 L 20-42  
 1919-20 W 51-13  
 12/23/50 W 56-52 H  
 12/15/51 L 53-57 H  
 12/13/52 W 70-51 H  
 1/16/54 W 106-81 H  
 12/13/54 W 117-74 A  
 1/15/55 W 95-76 H  
 1/14/56 W 88-57 H  
 12/15/56 L 81-87 H  
 12/14/57 L 68-82 H  
 12/13/58 L 55-81 A  
 12/12/59 W 84-67 H  
 12/9/60 L 96-110 A  
 12/9/61 W 78-71 H  
 12/8/62 W 63-53 A  
 12/14/63 W 108-81 H  
 12/12/64 W 85-81(ot) A  
 12/11/65 L 74-90 H  
 12/10/66 L 69-87 A  
 3/11/67 L 42-48 N  
 12/9/67 L 60-76 H  
 12/7/68 L 75-105 A  
 12/13/69 W 77-72 H  
 1/12/71 L 69-71 A  
 2/29/72 L 39-41(ot) H  
 2/27/73 W 66-65 A  
 2/26/74 W 77-69 H  
 3/21/74 L 75-76 N  
 2/25/75 L 67-68 A  
 3/6/75 L 58-68 N

12/2/75 L 83-94 H  
 1/27/77 W 83-66 A  
 1/28/78 L 72-101 A  
 2/22/78 L 74-76 H  
 1/17/79 L 89-90 A  
 1/27/79 L 77-78 A  
 3/1/79 W 91-74 N  
 1/10/80 W 83-71 H  
 2/28/80 W 79-68 N  
 1/14/81 L 57-58 A  
 2/7/81 L 71-76 H  
 1/13/82 W 59-58(ot) NHC  
 2/6/82 W 67-59 A  
 1/22/83 L 79-88 NHC  
 2/21/83 L 80-86 A  
 1/31/84 L 67-82 A  
 3/3/84 L 60-83 HCC  
 1/26/85 L 77-78 (ot) H  
 2/25/85 W 74-68 A  
 1/4/86 L 60-61 A  
 1/11/86 W 80-69 H  
 1/27/87 W 66-60 A  
 2/26/87 L 60-66 HCC  
 3/5/87 L 59-61 N  
 2/15/88 W 53-49 HCC  
 2/23/88 L 56-64 A  
 3/29/88 W 73-67 A  
 2/11/89 W 86-49 HCC  
 2/22/89 W 77-75 A  
 2/17/90 W 89-67 GP  
 3/3/90 W 95-74 A  
 1/2/91 W 86-70 A  
 2/5/91 W 76-59 GP  
 1/25/92 W 83-77 (ot) HCC  
 3/7/92 W 89-79 A  
 1/16/93 W 66-64 A  
 2/24/93 W 69-64 GP  
 1/8/94 W 77-71 GP  
 2/9/94 W 94-91(2ot) A  
 12/6/94 W 74-70 A  
 2/21/95 W 88-75 HCC  
 12/3/95 W 63-62 HCC  
 12/7/96 W 61-54 GP  
 1/12/97 W 61-56 A  
 1/11/98 W 80-68 A  
 1/6/99 W 91-78 A  
 2/10/99 W 66-50 HCC  
 2/9/00 W 87-58 HCC  
 3/8/00 W 70-55 N  
 1/3/01 L 68-85 A  
 2/13/01 W 82-71 HCC  
 2/16/02 W 79-77(ot) HCC  
 2/25/02 W 75-61 A  
 2/1/03 L 71-95 GP  
 3/8/03 W 91-54 A  
 1/31/04 W 63-58 A  
 1/5/05 L 70-75 HCC  
 11/21/13 W 72-70 N

**Boston University (45-12)**  
 1930-31 W 39-33  
 1931-32 L 26-30  
 1932-33 L 25-50  
 1933-34 L 33-37  
 1934-35 W 42-31  
 1935-36 W 31-27  
 1948-49 W 44-43  
 1949-50 W 107-67  
 2/20/51 W 74-59  
 2/04/52 W 70-64 A  
 2/28/53 W 105-73 H



Prior to the 2020-21 season, UConn had met Butler only once, in the 2011 NCAA Championship game. Now, they are BIG EAST rivals.

1/12/54 W 62-55 A  
 1/11/55 W 84-75 H  
 2/10/58 W 77-71 H  
 2/10/59 L 55-67 A  
 3/10/59 L 58-60 N  
 1/13/60 W 78-60 H  
 1/10/61 L 73-77 A  
 2/3/62 W 82-63 A  
 1/29/63 W 90-76 H  
 1/9/64 L 53-55 A  
 2/16/65 W 89-78 H  
 3/8/66 W 62-43 A  
 2/11/67 W 113-64 H  
 12/5/67 L 72-79 A  
 2/11/69 W 74-72 H  
 1/26/70 W 90-81(ot) A  
 12/12/70 W 64-62 H  
 1/25/72 L 67-70 H  
 2/7/73 L 99-107 A  
 3/3/73 W 66-53 H  
 1/22/74 W 91-78 A  
 3/2/74 W 94-71 H  
 2/5/75 W 106-85 H  
 2/19/75 W 94-79 A  
 12/9/75 W 95-78 A  
 2/4/76 W 78-70 H  
 12/1/76 W 73-69(ot) H  
 1/24/77 W 67-65 A  
 12/10/77 L 61-66 A  
 1/25/78 W 80-63 H  
 12/9/78 W 92-84 H  
 1/11/79 W 63-62(ot) A  
 2/13/80 W 72-65 H

12/13/80 W 72-65 A  
 12/5/81 W 73-54 H  
 12/11/82 W 51-50 A  
 12/10/83 W 79-74 H  
 12/7/85 W 89-76 H  
 12/9/86 L 71-80 A  
 3/15/90 W 76-52 H  
 11/17/97 W 68-54 GP  
 12/2/09 W 92-64 XL  
 11/17/13 W 77-60 GP  
 11/30/16 W 51-49 XL  
 11/19/17 W 85-66 XL  
 11/11/22 W 86-57 GP

**Bradley (1-0)**  
 3/18/97 W 63-47 H

**Bridgewater State (2-0)**  
 1930-31 W 38-29  
 1931-32 W 43-34

**Brigham Young (1-0)**  
 3/20/03 W 58-53 N

**Brooklyn College (3-0)**  
 1948-49 W 64-39  
 12/13/83 W 75-47 H  
 3/5/88 W 90-51 H



## ALL-TIME OPPONENT SERIES HISTORIES

**Brown (26-18)**

1921-22	W	29-23	
1922-23	L	27-33	
1927-28	W	29-21	
1928-29	W	35-33	
1929-30	L	22-39	
1930-31	L	35-39	
1931-32	W	27-22	
1932-33	L	29-31	
1933-34	L	30-40	
1934-35	L	31-39	
1935-36	L	35-65	
1936-37	L	41-43	
1937-38	W	56-51	
1938-39	L	31-51	
1939-40	L	36-44	
1940-41	W	42-36	
1941-42	L	48-50	
1942-43	W	58-40	
1943-44	L	53-60	
1943-44	W	69-44	
1944-45	L	45-65	
1944-45	L	45-65	
1945-46	L	41-55	
1945-46	W	51-44	
1946-47	W	65-44	
1946-47	W	72-41	
1947-48	W	59-38	
1947-48	W	57-41	
1948-49	W	58-41	
1948-49	L	45-57	
1949-50	L	59-69	A
1949-50	W	74-60	H
12/9/50	W	64-58	A
2/7/51	L	58-60	H
12/12/51	W	86-65	H
2/2/52	W	63-59	A
12/16/52	W	81-62	A
2/18/53	W	91-59	H
12/28/53	W	87-63	N
12/28/54	W	91-68	N
12/28/55	W	72-66	N
12/20/60	W	85-71	H
12/18/61	W	67-61	H
11/28/00	W	88-78	GP

**Bryant (2-0)**

11/29/08	W	88-58	XL
11/14/14	W	66-53	GP

**Bucknell (3-0)**

2/8/52	W	85-59	H
12/12/53	W	80-64	A
3/17/11	W	81-52	N

**Buffalo (9-1)**

12/30/48	W	52-39	H
1/28/50	W	56-40	A
12/26/50	W	61-51	A
12/8/51	W	72-69	H
12/27/51	L	58-65	A
11/20/04	W	90-68	GP
11/8/07	W	82-57	GP
12/4/08	W	68-64	A
11/21/19	W	79-68	N
11/15/22	W	84-64	XL

**Butler (7-0)**

4/4/11	W	53-41	N
1/9/21	W	72-60	A
1/26/21	W	63-51	GP

1/18/22	W	76-59	XL
1/20/22	W	75-56	A
12/17/22	W	68-46	A
1/22/23	W	86-56	XL

**California (2-0)**

3/20/89	W	73-72	H
3/17/90	W	74-54	H

**Cal - Fullerton (1-0)**

12/3/74	W	78-63	H
---------	---	-------	---

**Cal - Los Angeles (UCLA) (0-1)**

3/25/95	L	96-102	N
---------	---	--------	---

**Canisius (2-2)**

2/23/60	W	96-66	H
1/24/63	L	65-74	H
12/21/63	L	56-84	A
12/3/75	W	83-69	H
2/5/77		cancelled	A

**Central Arkansas (1-0)**

11/17/06	W	88-59	HCC
----------	---	-------	-----

**Central Connecticut (16-0)**

2/16/80	W	66-58	H
1/29/86	W	86-69	H
12/4/86	W	62-52	H
12/22/87	W	99-70	H
3/6/89	W	94-55	H
1/24/90	W	99-77	H
1/10/91	W	115-47	GP
12/27/91	W	112-58	HCC
12/11/93	W	117-63	HCC
1/23/96	W	116-46	HCC
12/28/02	W	93-65	HCC
12/22/04	W	87-59	HCC
12/28/14	W	81-48	XL
12/23/15	W	99-52	XL
12/25/20	W	102-75	GP
11/9/21	W	99-48	GP

**Central Florida (12-4)**

3/18/05	W	77-71	N
12/28/07	W	85-82	A
12/20/09	W	60-51	XL
11/25/11	L	63-68	N
1/11/14	W	84-61	GP
2/9/14	W	75-55	A
1/22/15	W	67-60	GP
1/31/16	W	67-41	A
3/6/16	W	67-46	GP
1/8/17	W	64-49	XL
2/11/17	W	66-63	A
1/10/18	W	62-53	GP
1/31/18	L	61-70	A
1/5/19	L	53-65	XL
1/31/19	L	67-73	A
2/26/20	W	81-65	XL

**Chaminade (2-0)**

11/21/00	W	77-61	N
11/22/16	W	93-82	N

**Champlain (1-0)**

1947-48	W	49-38	
---------	---	-------	--

**Chattanooga (2-0)**

3/16/95	W	100-71	N
3/19/09	W	103-47	N

**Cincinnati (14-16)**

3/18/95	W	96-91	N
1/9/06	W	70-59	HCC
1/23/08	W	84-83	A
3/9/08	W	96-51	GP
1/10/09	W	81-72	A
12/30/09	L	69-71	A
2/13/10	L	48-60	XL
2/27/11	W	67-59	A
3/19/11	W	69-58	N
1/18/12	L	67-70	GP
2/21/13	W	73-66 (ot)	XL
3/2/13	L	56-61	A
2/6/14	L	58-63	A
3/1/14	W	51-45	XL
3/14/14	W	58-56	N
1/10/15	W	62-56	XL
1/29/15	L	58-70	A
3/13/15	W	57-54	N (XL)
1/28/16	L	57-58	XL
2/20/16	L	60-65	A
3/11/16	W	104-97 (4 ot)	N
2/4/17	L	68-82	A
3/5/17	L	47-67	GP
3/11/17	L	71-81	N (XL)
2/3/18	L	57-65	GP
2/22/18	L	52-77	A
1/12/19	L	72-74 (ot)	A
2/24/19	L	60-64	XL
1/1/20	L	51-67	A
2/9/20	W	72-71 (ot)	GP

**Clark (6-4)**

1919-20	W	33-26	
1920-21	L	20-28	
1920-21	W	39-26	
1924-25	W	42-26	
1931-32	L	22-38	
1932-33	W	63-32	
1933-34	W	44-26	
1934-35	W	41-19	
1935-36	L	19-38	
1936-37	L	38-39	

**Clemson (1-0)**

3/22/90	W	71-70	N
---------	---	-------	---

**Coast Guard (24-9)**

1926-27	W	36-32	
1927-28	W	64-23	
1928-29	W	49-42	
1928-29	W	49-42	
1929-30	W	35-20	
1930-31	W	35-33	
1931-32	L	22-40	
1932-33	L	31-39	
1933-34	W	31-29	
1934-35	W	35-30	
1935-36	W	43-42	
1936-37	W	34-31	
1936-37	W	61-20	
1937-38	W	52-40	
1937-38	W	59-39	
1938-39	W	49-34	
1938-39	W	82-42	
1939-40	W	80-27	
1940-41	W	65-38	
1941-42	W	60-46	
1941-42	W	37-31	
1942-43	L	52-59	
1942-43	L	46-54	

1943-44	L	42-61	
1943-44	L	37-59	
1944-45	L	31-34	
1944-45	L	40-44	
1945-46	L	29-31	
1945-46	W	37-31	
1946-47	W	61-29	
1946-47	W	74-39	
1947-48	W	52-40	
1948-49	W	60-47	

**Colby (5-1)**

1948-49	W	58-39	
12/21/50	W	66-61	H
12/8/53	W	79-65	A
12/30/55	W	79-71	A
2/11/56	L	93-98	A
12/1/56	W	103-89	H

**Colgate (20-7)**

1943-44	L	36-64	
2/26/52	L	54-76	A
1/16/53	W	65-64	H
2/6/54	L	68-74	A
2/5/55	W	93-85	H
1/28/56	W	82-80	A
1/26/57	L	86-96	A
12/18/57	W	86-61	H
12/17/58	W	72-57	A
3/3/60	W	93-67	H
3/1/61	L	71-83	A
3/9/62	W	94-78	H
3/9/63	L	67-69	A
2/22/64	W	100-62	H
3/3/65	W	101-66	A
1/28/66	W	97-74	H
2/21/70	W	96-82	H
2/10/71	W	94-76	A
1/5/72	L	80-86	H
1/7/74	W	66-58	H
1/18/75	W	80-65	A
11/29/75	W	66-52	A
12/28/76	W	73-66 (ot)	HCC
1/3/78	W	76-57	H
#3/14/96	W	68-59	N
11/16/09	W	77-63	GP
11/10/17	W	70-58	GP
#-- result declared null and void by NCAA			

**College of Charleston (3-0)**

11/24/90	W	68-52	GP
12/27/95	W	77-60	A
11/20/14	W	65-57	N

**Colorado (1-0)**

3/17/16	W	74-67	N
---------	---	-------	---

**Columbia (9-2)**

1/14/53	L	59-71	A
3/3/54	W	80-64	H
12/21/71	W	68-62	H
12/16/72	W	71-62	A
1/16/74	W	63-56	H
1/9/76	W	98-69	H
12/7/76	L	71-72	A
12/28/83	W	85-60	HCC
11/11/11	W	70-57	GP
12/22/14	W	80-65	WBA
11/29/17	W	77-73 (ot)	GP

**Cooper Union (1-0)**

1926-27	W	45-16	
---------	---	-------	--

**Coppin State (8-0)**

11/24/97	W	72-50	HCC
11/29/99	W	89-44	HCC
12/27/06	W	84-41	HCC
12/20/10	W	76-64	XL
11/20/11	W	87-70	XL
12/14/14	W	106-85	XL
12/9/17	W	72-59	GP
11/13/21	W	89-54	XL

**Cornell (2-1)**

1943-44	L	35-64	
12/31/64	W	75-63	N
11/20/18	W	91-74	XL

**Creighton (1-6)**

12/20/20	L	74-76 (ot)	GP
1/23/21	L	66-74	A
3/12/21	L	56-59	N
2/1/22	L	55-59	XL
3/2/22	L	62-64	A
1/7/23	W	69-60	GP
2/11/23	L	53-56	A

**Dartmouth (3-9)**

1949-50	W	78-71	A
2/8/54	W	70-58	A
12/29/54	L	65-66	H
2/8/55	L	54-69	A
3/17/56	L	64-85	N
1/2/57	L	67-70 (ot)	H
3/11/58	L	64-75	N
1/			



## ALL-TIME OPPONENT SERIES HISTORIES

1/31/23	W	90-76	A	12/23/86	W	54-51	H	2/3/70	W	66-64	A	2/3/97	L	51-52	HCC	1926-27	W	39-24	
3/1/23	W	88-59	XL	2/18/88	W	74-48	A	11/26/77	W	73-62	H	1/17/98	W	86-72	HCC	12/27/54	W	98-60	H
<b>Detroit Mercy (1-1)</b>				12/13/88	W	71-48	H	2/8/79	W	93-80	A	1/2/99	W	87-64	GP	12/6/61	W	79-68	A
3/18/01	L	61-67	GP	2/6/90	W	74-39	GP	1/16/79	W	66-53	H	1/25/99	W	78-71	A	12/9/64	W	78-63	H
11/14/13	W	101-55	GP	12/23/90	W	94-70	HCC	12/12/99	W	94-75	GP	1/22/00	W	92-71	A	12/22/72	L	70-80	H
<b>Drake (0-1)</b>				12/23/91	W	89-59	GP	12/21/12	W	88-73	XL	3/10/00	W	70-55	N	12/8/73	W	80-52	A
12/31/60	L	81-90	A	12/22/92	W	90-66	HCC	<b>Furman (2-0)</b>				2/19/02	W	75-74	A	1/15/77	W	68-64	H
<b>Drexel (1-0)</b>				12/23/93	W	75-57	HCC	12/28/91	W	87-68	HCC	1/14/04	W	94-70	GP	1/14/77	W	73-72	A
12/18/18	W	97-65	XL	12/23/94	W	85-68	HCC	11/21/15	W	83-58	GP	1/8/05	W	66-59	A	2/6/79	W	84-70	H
<b>Duke (4-6)</b>				12/23/95	W	86-52	GP	<b>Gardner-Webb (2-0)</b>				3/2/05	W	83-64	GP	12/28/88	W	84-43	HCC
3/16/64	L	54-101	N	12/21/96	W	68-58	HCC	11/15/07	W	78-66	N	3/10/05	W	66-62	N	12/6/09	W	79-73	GP
12/14/76	L	59-64 (ot)	N	12/30/97	W	90-63	HCC	11/20/07	W	89-72	HCC	1/14/06	W	74-67	HCC	12/22/10	W	81-52	XL
3/24/90	L	78-79 (ot)	N	12/23/98	W	102-67	HCC	<b>George Mason (0-1)</b>				3/3/07	L	46-59	A	12/8/11	W	67-53	GP
3/22/91	L	67-81	N	12/23/99	W	84-60	HCC	3/26/06	L	84-86 (ot)	N	1/12/08	L	69-72	A	12/7/12	W	57-49	GP
11/29/94	W	90-86	N	12/22/00	W	100-66	HCC	<b>George Washington (5-1)</b>				12/29/08	L	63-74	XL	1/8/14	W	61-56	GP
3/29/99	W	77-74	N	11/18/06	W	74-49	HCC	12/28/66	W	89-69	H	1/9/10	L	69-72	A	<b>Hawaii (0-1)</b>			
11/12/99	W	71-66	N	12/26/08	W	75-55	XL	1/13/76	L	92-106	A	2/16/11	W	78-70	XL	1/12/72	L	71-77	H
4/3/04	W	79-78	N	12/22/11	W	79-71	XL	12/11/76	W	72-70	H	3/9/11	W	79-62	N	<b>Hofstra (2-0)</b>			
11/27/09	L	59-68	N	<b>Fairleigh Dickinson (2-0)</b>				3/19/94	W	75-63	N	2/1/12	L	44-58	A	3/13/76	W	80-78(ot)	N
12/18/14	L	56-66	N	3/12/98	W	93-85	N	12/2/01	W	84-76	N	2/27/13	L	78-79 (2ot)	GP	11/17/09	W	76-67	GP
<b>East Carolina (12-2)</b>				12/8/10	W	78-54	GP	11/25/02	W	67-55	HCC	1/23/16	W	68-62	XL	<b>Holy Cross (22-42)</b>			
12/17/66	W	89-60	H	<b>Fitchburg State (1-0)</b>				<b>Georgetown (36-36)</b>				1/14/17	L	69-72	A	1907-08	L	5-38	
12/30/71	L	64-74	N	1930-31	W	57-26		12/22/58	W	76-68	H	2/23/21	W	70-57	A	1922-23	W	31-22	
1/11/75	W	79-77	H	<b>Florida (5-1)</b>				2/25/61	L	80-99	A	3/6/21	W	98-82	GP	1924-25	W	29-21	
12/30/78	W	80-68	H	3/25/94	L	60-69 (ot)	N	2/4/71	L	75-98	A	1/25/22	W	96-73	GP	1926-27	L	19-30	
2/4/15	W	65-52	GP	12/2/13	W	65-64	GP	2/3/72	W	89-81	H	2/27/22	W	86-77	A	1927-28	L	27-36	
2/25/15	W	60-49	A	4/5/14	W	63-53	N	1/13/73	W	78-64	H	12/20/22	W	84-73	GP	1927-28	W	46-33	
2/7/16	W	85-67	GP	1/3/15	W	63-59	A	2/16/74	L	66-67	A	2/4/23	W	68-62	A	1928-29	L	29-33	
1/22/17	W	72-65	XL	11/17/19	W	62-59	GP	2/2/80	L	64-84	A	<b>Georgia Tech (2-2)</b>				1928-29	L	21-23	
3/1/17	L	62-66	A	12/7/22	W	75-54	A	1/24/81	W	75-73 (ot)	H	11/26/03	L	61-77	N	1929-30	W	33-27	
1/6/18	W	70-65	XL	<b>Florida A&amp;M (1-0)</b>				2/28/81	L	58-60	A	4/5/04	W	82-73	N	1929-30	L	23-42	
2/18/18	W	84-80	A	11/26/07	W	93-54	XL	1/20/82	W	63-52	A	2/9/08	W	80-68	GP	1930-31	L	30-44	
2/3/19	W	76-52	XL	<b>Florida International (1-0)</b>				2/27/82	L	42-60	HCC	<b>Gonzaga (4-2)</b>				2/12/52	L	53-72	A
3/10/19	W	82-73	A	11/30/04	W	99-48	GP	1/15/83	L	53-74	A	3/20/99	W	67-62	N	1/7/53	L	67-71	H
2/29/20	W	84-63	A	<b>Florida Southern (1-1)</b>				2/14/83	L	60-77	HCC	11/23/05	W	65-63	N	2/27/54	W	78-77	A
<b>East Stroudsburg (2-0)</b>				2/8/71	W	82-74	H	1/4/84	L	69-81	HCC	12/1/07	L	82-85	N	2/26/55	L	58-60	H
1929-30	W	27-21		1/9/73	L	85-93	A	2/4/84	L	62-87	A	12/20/08	W	88-83 (ot)	N	1/4/56	L	68-85	H
1930-31	W	44-20		<b>Florida State (3-5)</b>				1/23/85	L	66-79	A	11/27/15	L	70-73	N	2/27/56	L	81-103	A
<b>Eastern Michigan (2-0)</b>				1/6/73	L	55-91	A	2/23/85	L	47-68	HCC	3/25/23	W	82-54	N	1/12/57	W	97-72	H
1/10/74	W	76-60	H	11/27/89	W	63-60	N	3/6/85	L	62-93	N	<b>Grambling State (1-0)</b>				2/26/57	W	97-80	A
#3/16/96	W	95-81	N	2/6/93	L	74-86	GP	1/8/86	L	66-70	A	12/4/21	W	88-59	GP	1/11/58	W	77-68	H
#-- result declared null and void by NCAA				12/12/95	W	79-61	A	2/5/86	L	63-80	HCC	<b>Hampton (1-0)</b>				2/25/58	L	89-92	A
<b>Eastern Washington (1-0)</b>				3/25/97	L	66-71 (ot)	N	1/21/87	L	51-65	A	3/15/02	W	78-67	N	1/10/59	L	50-74	H
12/28/13	W	82-65	WBA	11/26/97	L	60-67	N	2/11/87	L	57-78	HCC	<b>Hartford (14-1)</b>				2/21/59	W	71-69	A
<b>Fairfield (29-5)</b>				11/26/11	W	78-76 (ot)	N	1/30/88	L	59-60	A	12/29/86	L	48-49	HCC	1/9/60	L	49-52	H
12/3/69	W	65-64	H	12/8/18	L	71-79	N	2/6/88	W	66-59	HCC	12/28/87	W	96-94	HCC	2/20/60	L	66-98	A
1/27/71	L	72-88	A	<b>Fordham (12-10)</b>				2/8/89	L	58-70	HCC	11/26/88	W	67-55	HCC	1/7/61	L	85-103	A
12/8/71	L	69-76	H	2/3/54	L	63-70	A	1/20/90	W	70-65	HCC	12/7/89	W	79-54	HCC	2/18/61	L	89-98	H
1/28/75	W	87-78	H	2/2/55	L	65-70	H	2/28/90	L	64-84	A	11/27/90	W	90-63	GP	1/6/62	L	70-79	H
3/2/76	W	72-70	A	2/1/56	L	72-82	A	3/10/90	W	65-60	N	11/29/91	W	76-46	HCC	2/17/62	L	64-103	A
3/1/77	W	87-75	H	2/2/57	L	67-68	H	2/11/91	W	61-55	HCC	12/28/92	W	91-66	HCC	1/5/63	L	50-74	A
3/5/77	W	72-66	H	2/1/58	L	70-86	A	3/8/91	L	49-68	N	1/17/94	W	88-62	HCC	2/16/63	W	85-75	H
2/28/78	L	57-63	A	2/1/59	W	74-63	H	2/12/92	L	63-70	HCC	1/5/95	W	102-77	GP	2/15/64	L	57-62	H
12/6/78	W	68-67	H	2/2/60	W	80-66	A	2/19/92	L	58-60	A	12/30/95	W	102-63	HCC	1/5/66	L	72-73	H
12/11/79	W	66-57	H	12/17/60	W	74-71	H	1/18/93	L	69-86	HCC	12/29/96	W	104-62	HCC	2/12/66	L	70-73	A
12/9/80	W	72-50	HCC	12/16/61	L	68-85	A	3/7/93	L	56-70	A	12/28/97	W	100-69	HCC	1/4/67	L	69-74(ot)	H
12/8/81	W	75-71	A	12/15/62	L	66-75	H	1/4/94	W	77-65	HCC	11/24/98	W	95-58	HCC	3/1/67	L	61-70	A
12/7/82	L	81-98	NHC	12/18/63	W	59-51	A	2/28/94	W	66-62	A	11/17/08	W	99-56	XL	1/3/68	L	77-83	A
12/6/83	W	77-70	A	12/19/64	W	70-67	H	1/16/95	W	93-73	HCC	11/27/20	W	69-57	GP	2/22/68	L	85-86(ot)	H
12/11/84	L	74-81	NHC	12/21/65	L	62-72	A	2/14/95	W	91-85	A	<b>Harvard (17-2)</b>				12/21/68	L	63-67	H
12/10/85	W	74-72	A	1/21/67	W	67-66	H	3/11/95	W	88-81	N	1921-22	W	38-33		12/20/69	L	104-122	A
				12/16/67	L	48-57	A	1/19/96	L	65-77	A	1922-23	W	39-37		2/15/71	L	78-103	H
				12/14/68	L	55-66	H	3/9/96	W	75-74	N	1924-25	L	26-34		12/18/71	L	77-96	A
								1/11/97	W	69-54	A	1925-26	W	25-24		12/6/72	L	90-96	H
																12/5/73	L	85-91	H

## ALL-TIME OPPONENT SERIES HISTORIES

1/30/74	W	71-68	A	<b>Iowa State (2-1)</b>	3/15/12	L	64-77	N	<b>Loyola (Md.) (1-0)</b>	2/6/65	W	95-59	H	12/15/18	W	61-46	GP												
3/4/75	L	69-81	H	3/28/14	W	81-76	N	11/27/22	W	71-53	N	12/13/65	W	84-69	A	<b>Marist (1-0)</b>	12/5/88	W	93-71	H									
1/28/76	W	73-69	A	<b>Jackson State (0-1)</b>	3/19/93	L	88-90 (ot)	H	<b>Loyola (New Orleans) (1-1)</b>	1/29/62	W	84-74	H	2/5/66	W	114-58	H	<b>Marquette (8-8)</b>	1/3/06	L	79-94	A							
2/16/77	W	89-85	H	2/27/78	L	63-78	A	<b>Kansas (0-3)</b>	1/19/97	L	65-73	HCC	2/4/67	W	109-65	H	1/10/07	L	69-73	GP	1/20/08	W	89-73	GP					
3/3/77	L	77-89	H	1/27/79	W	109-102(ot)	A	1/28/95	L	59-88	A	2/13/67	W	114-88	A	2/25/09	W	93-82	A	1/30/10	L	68-70	XL						
1/27/78	L	63-78	A	2/20/80	W	88-70	A	1/19/97	L	65-73	HCC	1/6/68	W	81-79	A	1/30/10	L	68-70	XL	1/25/11	W	76-68	A						
1/27/79	W	109-102(ot)	A	1/8/81	W	66-57	H	3/19/16	L	61-73	N	2/10/68	W	93-69	H	2/24/11	L	67-74 (ot)	XL	2/18/12	L	64-79	XL						
2/20/80	W	88-70	A	1/30/82	L	69-76	A	<b>Kentucky (4-1)</b>	3/19/06	W	87-83	N	2/8/69	L	88-116	A	1/1/13	L	76-82 (ot)	A	1/5/21	W	65-54	A					
1/8/81	W	66-57	H	1/19/83	W	72-64	H	3/19/09	L	61-64	N	2/17/69	L	70-84	H	2/27/21	W	80-62	GP	12/21/21	W	78-70	A						
1/30/82	L	69-76	A	2/25/84	L	73-82	A	11/24/10	W	84-67	N	1/5/70	W	83-75	A	2/8/22	W	80-72	XL	1/11/23	L	76-82	A						
1/19/83	W	72-64	H	2/18/85	W	71-58	H	4/2/11	W	56-55	N	2/7/70	W	99-74	H	2/7/23	W	87-72	XL	2/7/23	W	87-72	XL						
2/25/84	L	73-82	A	2/13/86	L	70-73	A	4/7/14	W	60-54	N	1/30/71	L	99-112	A	3/10/23	L	68-70	N	<b>Maryland (4-4)</b>	2/15/41	W	52-43	A					
2/18/85	W	71-58	H	2/5/87	W	64-54	H	<b>Lafayette (4-0)</b>	2/12/76	W	86-79	N	2/6/71	W	88-54	H	2/15/41	W	52-43	A	12/4/89	W	87-65	HCC					
2/13/86	L	70-73	A	2/4/88	W	82-81	A	12/28/90	W	59-57	H	1/15/72	W	72-69 (ot)	H	3/23/95	W	99-89	N	12/3/01	L	65-77	N						
2/5/87	W	64-54	H	12/18/11	W	77-40	XL	11/25/94	W	110-48	H	2/5/72	L	51-52	A	3/24/02	L	82-90	N	3/24/02	L	82-90	N						
2/4/88	W	82-81	A	<b>Houston (6-9)</b>	12/30/99	W	82-76	A	12/5/18	W	90-63	XL	2/3/73	W	98-81	H	11/8/13	W	78-77	N	11/8/13	W	78-77	N					
12/18/11	W	77-40	XL	11/30/00	W	72-60	GP	<b>LaSalle (1-0)</b>	11/21/08	W	89-81	N	2/17/73	L	105-110 (ot)	A	12/8/15	L	66-76	N	3/20/21	L	54-63	N					
<b>Howard (1-0)</b>	12/2/89	W	78-59	H	12/31/13	L	71-75	A	12/22/17	L	70-75	A	1/19/74	W	79-69	A	<b>Maryland-Balt. County (1-0)</b>	12/3/10	W	94-61	XL	<b>Maryland-Eastern Shore (3-0)</b>	11/28/87	W	102-63	H			
<b>Illinois (2-1)</b>	1938-39	L	23-49	2/22/17	L	70-75	A	<b>Lebanon Valley (1-0)</b>	1921-22	W	40-29	3/10/17	W	74-65	N(XL)	1/4/77	W	79-63	H	<b>Maryland-Eastern Shore (3-0)</b>	12/17/12	W	84-50	XL					
1938-39	L	23-49	3/4/18	L	71-81	A	12/30/86	W	71-57	HCC	2/14/19	L	63-71	XL	2/15/78	L	73-79	A	<b>Massachusetts (69-39)</b>	1904-05	L	22-66	1906-07	L	27-34				
2/4/92	W	70-66	A	12/1/16	W	69-57	A	12/1/03	W	75-55	HCC	2/14/19	L	63-71	XL	12/23/78	W	97-79	H	1906-07	L	16-24	1916-17	L	12-33				
12/27/94	W	71-56	HCC	2/28/16	L	68-75	GP	<b>Lehigh (2-0)</b>	1945-46	W	54-33	3/15/19	L	45-84	N	2/23/80	W	87-67	A	1917-18	L	20-25	1919-20	W	28-19				
<b>Illinois State (0-1)</b>	12/29/76	L	77-88	H	12/28/16	L	46-62	XL	1945-46	W	60-48	1/23/20	L	59-63	A	12/11/80	W	55-51	H	1919-20	W	28-19	1919-20	L	22-27				
12/29/76	L	77-88	H	2/22/17	L	70-75	A	1946-47	W	51-38	3/5/20	W	77-71	GP	11/28/81	W	68-53	A	1920-21	L	23-28	1920-21	W	26-19					
<b>Indiana (6-4)</b>	12/17/38	L	38-71	A	3/10/17	W	74-65	N(XL)	1946-47	W	51-38	<b>Howard (1-0)</b>	12/2/89	W	78-59	H	12/9/89	W	95-55	H	1921-22	W	31-13	1921-22	L	17-30			
12/17/38	L	38-71	A	3/4/18	L	71-81	A	1947-48	W	63-29	<b>Illinois (2-1)</b>	1938-39	L	23-49	12/2/89	W	78-59	H	12/7/91	W	85-71	GP	1922-24	L	18-23	1924-25	L	18-20	
11/25/95	W	86-52	N	2/14/19	L	63-71	XL	1947-48	W	63-29	1938-39	L	23-49	12/2/89	W	78-59	H	12/7/91	W	85-71	GP	1922-24	L	18-23	1924-25	L	18-20		
11/15/96	L	61-68	A	3/15/19	L	45-84	N	1948-49	W	63-43	1938-39	L	23-49	12/2/89	W	78-59	H	11/13/15	W	100-56	GP	1922-24	L	18-23	1924-25	L	18-20		
3/14/98	W	78-68	N	1/23/20	L	59-63	A	1948-49	W	58-29	1938-39	L	23-49	12/2/89	W	78-59	H	12/1/19	W	64-40	XL	1922-24	L	18-23	1924-25	L	18-20		
12/5/04	W	74-69	HCC	3/5/20	W	77-71	GP	1949-50	W	65-56	H	1938-39	L	23-49	12/2/89	W	78-59	H	12/1/19	W	64-40	XL	1922-24	L	18-23	1924-25	L	18-20	
2/4/06	W	88-80	A	<b>Howard (1-0)</b>	12/2/89	W	78-59	H	1949-50	W	67-58	A	1938-39	L	23-49	12/2/89	W	78-59	H	12/1/19	W	64-40	XL	1922-24	L	18-23	1924-25	L	18-20
1/20/07	L	73-77	HCC	<b>Illinois State (0-1)</b>	12/29/76	L	77-88	H	1949-50	W	67-58	A	1938-39	L	23-49	12/2/89	W	78-59	H	12/1/19	W	64-40	XL	1922-24	L	18-23	1924-25	L	18-20
1/26/08	W	68-63	A	12/29/76	L	77-88	H	1949-50	W	67-58	A	1938-39	L	23-49	12/2/89	W	78-59	H	12/1/19	W	64-40	XL	1922-24	L	18-23	1924-25	L	18-20	
11/22/13	W	59-58	N	<b>Indiana (6-4)</b>	12/17/38	L	38-71	A	1949-50	W	67-58	A	1938-39	L	23-49	12/2/89	W	78-59	H	12/1/19	W	64-40	XL	1922-24	L	18-23	1924-25	L	18-20
12/10/19	L	54-57	N	12/17/38	L	38-71	A	1949-50	W	67-58	A	1938-39	L	23-49	12/2/89	W	78-59	H	12/1/19	W	64-40	XL	1922-24	L	18-23	1924-25	L	18-20	
<b>Iona (5-1)</b>	12/29/84	L	54-55	HCC	11/25/95	W	86-52	N	1949-50	W	67-58	A	1938-39	L	23-49	12/2/89	W	78-59	H	12/1/19	W	64-40	XL	1922-24	L	18-23	1924-25	L	18-20
12/29/84	L	54-55	HCC	11/15/96	L	61-68	A	1949-50	W	67-58	A	1938-39	L	23-49	12/2/89	W	78-59	H	12/1/19	W	64-40	XL	1922-24	L	18-23	1924-25	L	18-20	
3/12/97	W	71-66	GP	3/14/98	W	78-68	N	1949-50	W	67-58	A	1938-39	L	23-49	12/2/89	W	78-59	H	12/1/19	W	64-40	XL	1922-24	L	18-23	1924-25	L	18-20	
12/20/03	W	104-54	HCC	12/5/04	W	74-69	HCC	1949-50	W	67-58	A	1938-39	L	23-49	12/2/89	W	78-59	H	12/1/19	W	64-40	XL	1922-24	L	18-23	1924-25	L	18-20	
12/27/09	W	93-74	XL	2/4/06	W	88-80	A	1949-50	W	67-58	A	1938-39	L	23-49	12/2/89	W	78-59	H	12/1/19	W	64-40	XL	1922-24	L	18-23	1924-25	L	18-20	
12/4/19	W	80-62	GP	1/20/07	L	73-77	HCC	1949-50	W	67-58	A	1938-39	L	23-49	12/2/89	W	78-59	H	12/1/19	W	64-40	XL	1922-24	L	18-23	1924-25	L	18-20	
3/17/23	W	87-63	N	1/26/08	W	68-63	A	1949-50	W	67-58	A	1938-39	L	23-49	12/2/89	W	78-59	H	12/1/19	W	64-40	XL	1922-24	L	18-23	1924-25	L	18-20	
<b>Iowa (1-3)</b>	11/24/95	L	95-101 (ot)	N	11/22/13	W	59-58	N	1949-50	W	67-58	A	1938-39	L	23-49	12/2/89	W	78-59	H	12/1/19	W	64-40	XL	1922-24	L	18-23	1924-25	L	18-20
11/24/95	L	95-101 (ot)	N	12/10/19	L	54-57	N	1949-50	W	67-58	A	1938-39	L	23-49	12/2/89	W	78-59	H	12/1/19	W	64-40	XL	1922-24	L	18-23	1924-25	L	18-20	
3/18/99	W	78-68	N	<b>Iona (5-1)</b>	12/29/84	L	54-55	HCC	1949-50	W	67-58	A	1938-39	L	23-49	12/2/89	W	78-59	H	12/1/19	W	64-40	XL	1922-24	L	18-23	1924-25	L	18-20
3/18/99	W	78-68	N	12/29/84	L	54-55	HCC	1949-50	W	67-58	A	1938-39	L	23-49	12/2/89	W	78-59	H	12/1/19	W	64-40	XL	1922-24	L	18-23	1924-25	L	18-20	
11/11/99	L	68-70	N	3/12/97	W	71-66	GP	1949-50	W	67-58	A	1938-39	L	23-49	12/2/89	W	78-59	H	12/1/19	W	64-40	XL	1922-24	L	18-23	1924-25	L	18-20	
11/16/18	L	72-91	N	12/20/03	W	104-54	HCC	1949-50	W	67-58	A	1938-39	L	23-49	12/2/89	W	78-59	H	12/1/19	W	64-40	XL	1922-24	L	18-23	1924-25	L	18-20	
				12/27/09	W	93-74	XL	1949-50	W	67-58	A	1938-39	L	23-49	12/2/89	W	78-59	H	12/1/19	W	64-40	XL	1922-24	L	18-23	1924-25	L	18-20	
				12/4/19	W	80-62	GP	1949-50	W	67-58	A	1938-39	L	23-49	12/2/89	W	78-59	H	12/1/19	W	64-40	XL	1922-24	L	18-23	1924-25	L	18-20	
				3/17/23	W	87-63	N	1949-50	W	67-58	A	1938-39	L	23-49	12/2/89	W	78-59	H	12/1/19	W	64-40	XL	1922-24	L	18-23	1924-25	L	18-20	
				<b>Iowa (1-3)</b>	11/24/95	L	95-101 (ot)	N	1949-50	W	67-58	A	1938-39	L	23-49	12/2/89	W	78-59	H	12/1/19	W	64-40	XL	192					





ALL-TIME OPPONENT SERIES HISTORIES

1/19/02	W	86-54	GP
1/18/03	L	65-68	A
1/17/04	L	83-86	A
2/13/05	L	70-77	A

**UNC-Charlotte (1-0)**

3/15/89	W	67-62	A
---------	---	-------	---

**UNC-Wilmington (2-0)**

12/20/97	W	93-55	HCC
11/18/22	W	86-50	GP

**North Carolina State (2-3)**

2/16/91	L	59-60	GP
12/5/92	W	81-74	A
3/17/02	W	77-74	N
3/20/05	L	62-65	N
12/4/12	L	65-69	N

**Northeastern (35-5)**

1926-27	W	45-39	
1932-33	L	21-26	
1936-37	W	42-37	
1936-37	W	59-41	
1937-38	W	59-32	
1937-38	L	40-45	
1938-39	W	32-26	
1938-39	W	48-38	
1939-40	W	61-38	
1939-40	W	67-49	
1940-41	W	71-24	
1940-41	W	79-36	
1941-42	W	66-34	
1941-42	W	58-29	
1942-43	W	76-56	
1942-43	L	46-50	
1943-44	W	59-41	
1943-44	W	70-37	
1944-45	W	53-41	
1944-45	W	72-54	
1945-46	W	67-28	
1945-46	W	78-22	
1946-47	W	81-42	
1946-47	W	77-31	
1947-48	W	64-41	
1949-50	W	77-40	H
1/10/51	W	75-55	A
1/29/55	W	72-44	A
2/16/56	W	80-74	H
2/12/58	W	87-59	A
12/27/85	L	73-90	HCC
12/30/94	W	88-70	HCC
11/29/95	W	86-39	HCC
11/25/96	W	89-37	HCC
12/8/01	W	80-44	GP
12/6/04	W	97-60	GP
12/6/06	W	81-53	GP
12/6/07	W	69-60	GP
3/16/10	W	59-57	GP
11/14/16	L	61-64	GP

**North Florida (1-0)**

12/18/16	W	80-59	GP
----------	---	-------	----

**Norwich (4-0)**

1925-26	W	48-16	
1926-27	W	35-23	
1927-28	W	39-17	
1933-34	W	32-27	

**Notre Dame (18-10)**

12/6/95	W	85-65	A
2/17/96	W	86-65	GP

2/8/97	L	65-71 (ot)	A
1/3/98	W	84-58	HCC
2/17/98	W	88-79	A
1/12/99	W	101-70	HCC
1/5/00	L	70-75	HCC
2/12/00	L	66-68	A
2/26/01	W	75-59	HCC
3/8/02	W	82-77	N
2/24/03	W	87-79	A
2/9/04	L	74-80	A
2/21/04	W	61-50	HCC
3/11/04	W	66-58	N
1/30/05	L	74-78	A
2/21/05	W	85-74	HCC
2/21/06	W	75-74 (ot)	HCC
1/5/08	L	67-73	A
2/13/08	W	84-68	GP
1/24/09	W	69-61	A
2/28/09	W	72-65	GP
1/2/10	W	82-70	XL
3/3/10	L	50-58	A
1/4/11	L	70-73	A
3/5/11	L	67-70	GP
1/14/12	W	67-53	A
1/29/12	L	48-50	XL
1/12/13	W	65-58	A

**Ohio State (3-4)**

12/3/83	L	67-74	A
12/8/84	L	65-72	H
3/30/88	W	72-67	N
3/21/92	L	55-78	N
3/27/99	W	64-58	N
12/12/15	W	75-55	GP
12/10/16	L	60-64	A

**Ohio University (1-1)**

12/28/79	W	95-76	H
12/29/93	L	76-85	N

**Oklahoma (1-3)**

1/7/02	L	67-69	HCC
1/7/03	L	63-73	A
1/11/04	W	86-59	GP
1/10/05	L	65-77	A

**Oklahoma State (1-2)**

12/18/70	L	64-80	N
11/21/16	L	90-98	N
12/1/22	W	74-64	GP

**Oral Roberts (0-2)**

12/29/71	L	88-106	A
12/11/81	L	67-69	A

**Oregon (2-1)**

11/23/16	L	69-79	N
11/23/17	W	71-63	N
11/24/22	W	83-59	N

**Pennsylvania Teachers (1-0)**

1928-29	W	49-34	
---------	---	-------	--

**Pepperdine (4-0)**

12/2/87	W	63-60	A
12/23/88	W	76-70	HCC
11/18/05	W	75-56	A
12/20/06	W	88-66	HCC

**Pittsburgh (32-29)**

1949-50	L	35-52	H
12/29/56	W	64-50(ot)	N



The UConn-Providence series dates back to 1928.

12/30/57	L	62-77	N
2/4/58	W	68-60	A
12/28/73	L	63-83	A
12/29/79	L	72-77	H
1/4/83	W	71-67	A
2/5/83	L	71-72(ot)	H
1/7/84	W	79-58	A
2/6/84	L	71-75(ot)	H
1/12/85	W	76-74	H
2/13/85	L	71-78	A
2/11/86	W	77-73	H
2/24/86	L	51-79	A
1/31/87	L	52-73	A
2/21/87	L	66-76	HCC
2/13/88	L	58-61	A
2/27/88	L	69-74	HCC
3/11/88	L	58-75	A
2/25/89	W	64-62	HCC
3/4/89	L	80-88	A
1/6/90	W	79-61	HCC
2/13/90	W	80-77	A
1/5/91	W	81-76	HCC
3/2/91	W	78-68	A
1/14/92	W	87-77	HCC
2/25/92	L	77-86	A
1/12/93	L	78-80	HCC
2/20/93	W	81-80	A
1/29/94	W	88-67	A
2/26/94	W	78-66	HCC
1/11/95	W	85-76	A
2/6/95	W	90-61	GP
3/10/95	W	81-78	N
1/25/96	W	69-63	A
12/4/96	L	49-56	A
2/25/97	L	74-77	HCC
3/5/97	L	62-63	N
2/14/98	W	92-67	HCC
12/12/98	W	70-69	A
1/16/99	W	81-58	HCC
1/8/00	W	73-51	A
1/10/01	W	73-53	HCC
3/9/02	W	74-65(2ot)	N
3/2/03	L	67-71	A
3/15/03	L	56-74	N
1/19/04	W	68-65	HCC
2/15/04	L	68-75	A
3/13/04	W	61-58	N
1/22/05	L	66-76	GP

2/26/05	W	73-64	A
1/31/06	W	80-76	GP
1/16/07	L	54-63	A
2/2/08	W	60-53	XL
2/16/09	L	68-76	XL
3/7/09	L	60-70	A
1/13/10	L	57-67	XL
12/27/10	L	63-78	A
3/10/11	W	76-74	N
3/3/12	W	74-65	GP
1/19/13	L	61-69	A

**Portland (1-0)**

12/7/74	W	69-64	A
---------	---	-------	---

**Pratt (1-0)**

1916-17	W	35-30	
---------	---	-------	--

**Princeton (2-1)**

1/2/61	L	76-88	N
3/14/64	W	52-50	N
12/29/87	W	49-46	HCC

**Providence (47-31)**

1/21/28	W	29-21	H
2/6/29	W	35-33	H
12/14/37	W	40-32	H
2/27/40	L	51-55	A
2/17/45	W	48-42	H
2/20/46	W	43-41	H
3/17/47	W	88-46	H
3/8/75	L	83-108	N-scc
3/6/76	W	87-73	N-scc
1/11/77	L	71-86	A
1/21/78	L	47-57	HCC
1/20/79	L	63-64	A
1/23/80	W	74-63	NHC
2/4/81	W	79-70	A
2/21/81	W	71-57	NHC
2/1/82	W	47-45(ot)	A
2/20/82	W	90-61	NHC
1/26/83	L	62-65	HCC
2/26/83	W	72-62	A
1/21/84	W	70-67	A
2/20/84	W	62-59	H
1/9/85	L	66-75	A
2/9/85	W	84-70	HCC
2/22/86	L	67-74	HCC

2/26/86	L	66-69	A
1/14/87	L	89-103	A
1/24/87	L	53-61	HCC
1/9/88	W	79-72	HCC
2/8/88	L	79-85	A
3/10/88	W	75-62	N
1/7/89	L	78-80	HCC
2/4/89	L	61-65	A
2/3/90	W	92-77	A
2/19/90	W	75-72(ot)	GP
1/19/91	L	102-108	HCC
2/19/91	W	70-66(ot)	A
1/22/92	W	97-86(ot)	A
2/22/92	W	94-73	GP
1/23/93	W	68-61	GP
3/2/93	L	71-74	A
3/12/93	L	55-73	N
1/19/94	W	79-78	A
2/19/94	W	81-73	H
3/12/94	L	67-69	N
1/14/95	W	70-62	GP
2/27/95	L	70-72	A
1/13/96	W	83-74	A
2/6/96	W	99-77	GP
1/29/97	L	47-62	GP
1/27/98	W	63-56	A
2/23/98	W	77-68	HCC
3/5/98	W	64-55	N
2/22/99	W	72-65	A
1/27/00	W	64-50	HCC
1/13/01	L	68-81	A
2/6/01	W	83-68	HCC
1/16/02	W	69-62	A
2/5/02	W	67-56	HCC
2/8/03	W	84-68	A
3/5/03	L	70-76	GP
1/24/04	L	56-66	HCC
2/15/05	W	94-89 (2ot)	A
1/28/06	W	76-62	A
1/27/07	L	72-84	HCC
1/17/08	L	65-77	XL
3/6/08	L	76-85	A
1/31/09	W	94-61	GP
1/27/10	L	66-81	A
2/13/11	W	75-57	GP
2/28/12	L	70-72	A
1/31/13	W	82-79 (ot)	A
3/9/13	W	63-59 (ot)	GP

ALL-TIME OPPONENT SERIES HISTORIES

2/10/21	L	59-70	A
2/16/21	W	73-61	GP
12/18/21	L	53-57	XL
1/4/23	L	61-73	A
2/22/23	W	87-69	GP
3/9/23	W	73-66	N

**Puerto Rico (1-0)**

12/29/51	W	88-54	
----------	---	-------	--

**Purdue (1-4)**

1938-39	L	30-51	
12/6/86	L	70-88	HCC
12/8/88	L	73-88	A
11/28/92	L	69-73	N
3/26/09	W	72-60	N

**Quinnipiac (10-0)**

11/15/98	W	102-60	GP
11/17/00	W	86-72	HCC
12/21/01	W	95-79	HCC
11/23/02	W	91-72	GP
12/13/03	W	88-55	GP
12/30/04	W	123-71	HCC
12/30/05	W	111-75	HCC
11/10/06	W	53-46	GP
12/16/07	W	82-49	XL
11/18/12	W	89-83 (2ot)	N

**RPI (1-1)**

12/15/50	L	67-72	A
12/6/52	W	78-48	H

**Rhode Island (77-68)**

1906-07	L	18-23	
1907-08	L	6-59	
1907-08	W	24-21	
1915-16	W	39-10	
1915-16	W	26-18	
1916-17	W	29-26	
1916-17	W	34-18	
1917-18	L	16-30	
1917-18	L	33-42	
1918-19	L	18-30	
1918-19	L	46-49	
1919-20	L	23-29	
1920-21	W	44-22	
1920-21	L	18-29	
1921-22	W	19-18	
1921-22	W	41-18	
1922-23	W	41-20	
1922-23	L	29-30	
1923-24	W	42-22	
1923-24	L	28-31	
1924-25	W	38-26	
1924-25	W	38-27	
1925-26	L	27-33	
1925-26	W	43-29	
1926-27	L	33-37	
1926-27	W	34-30	
1927-28	W	38-27	
1927-28	W	41-34	
1928-29	L	25-30	
1928-29	W	38-29	
1929-30	L	31-36	
1929-30	W	53-28	
1930-31	W	28-27	
1930-31	L	21-31	
1931-32	L	31-45	
1931-32	L	32-33	
1932-33	L	29-41	

1932-33	L	34-41	
1933-34	L	26-50	
1933-34	L	38-44	
1934-35	L	32-57	
1934-35	L	45-62	
1935-36	L	32-75	
1935-36	L	51-56	
1936-37	L	41-56	
1936-37	L	41-65	
1937-38	L	45-62	
1937-38	L	65-67	
1938-39	L	62-76	
1938-39	W	68-67	
1939-40	L	81-102	
1939-40	L	48-49	
1940-41	L	61-79	
1940-41	W	63-62	
1941-42	L	59-66	
1941-42	L	68-87	
1942-43	L	51-67	
1942-43	W	82-58	
1943-44	W	67-61	
1943-44	W	65-61	
1944-45	L	57-82	
1944-45	W	67-59	
1945-46	L	47-59	
1945-46	L	54-60	
1946-47	L	57-75	
1946-47	W	83-75	
1947-48	L	63-65	
1947-48	W	89-80	
1948-49	W	58-48	
1948-49	L	64-86	
1949-50	L	65-83	A
1949-50	W	74-71	H
1/13/51	L	72-77	H
2/24/51	W	75-70	A
1/12/52	L	62-64	A
2/23/52	W	72-67	H
1/10/53	W	80-74	H
2/21/53	L	80-82	A
12/1/53	W	90-81	A
1/9/54	W	78-54	A
2/20/54	W	79-74	H
12/1/54	W	116-77	H
1/8/55	W	92-83	H
2/19/55	W	90-72	A
1/7/56	W	88-86	A
2/18/56	W	92-90	H
2/16/57	W	88-79	H
3/2/57	W	94-93	A
2/15/58	W	102-57	A
3/1/58	L	81-85	H
2/14/59	W	70-64	H
3/4/59	W	87-63	A
2/9/60	W	66-62	A
3/5/60	W	95-79	H
1/14/61	W	74-68	H
3/4/61	L	61-73	A
1/9/62	L	63-70	A
3/3/62	W	89-83	H
2/19/63	L	62-65	A
3/2/63	W	88-73	H
1/18/64	W	43-41	H
2/29/64	L	53-54	A
3/4/64	W	61-60	A
1/16/65	W	78-68	H
3/6/65	W	88-73	A
1/15/66	L	68-82	A
3/1/66	W	96-74	H
3/4/66	L	62-67	H

1/14/67	W	80-78	H
2/25/67	L	86-87	A
12/13/67	L	65-78	A
3/2/68	W	62-58	H
1/11/69	W	102-92	H
3/1/69	L	72-92	A
1/10/70	W	77-74(ot)	A
2/28/70	W	35-32	H
1/9/71	L	67-75	H
2/27/71	L	78-69	A
1/8/72	L	52-57	A
2/26/72	L	78-89	H
1/20/73	W	74-72	H
2/24/73	W	91-77	A
2/5/74	L	70-80(3ot)	A
2/23/74	W	72-55	H
12/14/74	W	85-68	H
3/1/75	W	73-71	A
1/24/76	L	60-63	A
2/28/76	W	76-66	H
1/21/77	W	67-65	HCC
2/26/77	W	90-89	A
1/10/78	L	68-78	A
2/11/78	L	61-70	HCC
2/13/79	L	71-84	A
2/24/79	W	80-75(ot)	NHC
3/1/79	W	58-50	A
1/27/79	L	63-74	A
2/9/80	L	65-68	HCC
1/3/81	W	74-69	A
1/29/81	L	75-78	HCC
12/14/84	W	93-63	H
12/14/85	W	55-42	A
12/11/86	W	96-94(ot)	H
12/29/90	W	90-69	HCC
11/19/97	W	80-67	GP
12/26/00	W	87-76	HCC

**Rice (2-0)**

1/2/04	W	92-83	A
12/19/05	W	81-72	HCC

**Richmond (2-0)**

12/7/79	W	81-79	A
11/19/98	W	77-57	GP

**Rider (1-0)**

3/17/94	W	64-46	N
---------	---	-------	---

**Rutgers (37-14)**

12/30/52	W	82-73	A
2/16/54	W	91-78	H
2/16/55	W	91-78	A
2/7/56	W	105-85	H
12/11/56	W	88-75	A
12/11/57	W	73-63	H
3/7/59	W	80-55	A
12/19/59	W	74-62	A
1/4/61	W	95-74	H
2/23/62	L	62-93	A
2/23/63	W	88-63	H
2/5/64	L	67-68	A
2/3/65	W	103-73	H
2/23/66	W	96-84	A
2/23/67	W	84-77	H
2/13/68	L	66-71	A
2/25/69	L	79-81	H
2/24/70	L	84-90(ot)	A
2/23/71	W	70-66	H
2/22/72	L	86-89	A
12/9/73	L	72-86	H

2/19/74	L	82-89	A
2/11/75	W	90-89	H
12/13/75	L	83-96	A
3/18/76	L	79-93	A
1/8/77	L	77-84 (3ot)	HCC
2/4/78	L	70-78	A
1/9/79	W	69-67(ot)	H
1/31/96	W	77-59	A
2/28/96	W	78-66	GP
1/2/97	W	66-57	A
12/7/97	W	59-44	A
1/31/98	W	73-56	GP
3/6/98	W	64-50	N
2/16/99	W	77-64	GP
2/28/00	W	74-69	A
1/30/02	L	53-61	A
2/19/03	W	87-70	HCC
1/6/04	W	75-74	A
1/15/05	W	78-64	HCC
2/19/05	W	85-63	A
2/3/07	W	61-50 (ot)	HCC
2/21/07	W	65-55	A
2/26/08	W	79-61	A
1/3/09	W	80-49	GP
2/20/10	W	76-58	A
1/11/11	W	67-53	XL
1/7/12	L	60-67	A
1/27/13	W	66-54	XL
1/25/14	W	82-71	A
3/5/14	W	69-63	GP

**Sacred Heart (7-0)**

1/3/00	W	83-56	HCC
12/3/02	W	116-78	GP
11/22/03	W	111-64	HCC
12/28/04	W	73-55	HCC
11/29/06	W	89-46	GP
12/2/15	W	82-49	XL
11/8/19	W	89-67	GP

**St. Anselm's (1-0)**

1947-48	W	69-55	
---------	---	-------	--

**St. Bonaventure (3-1)**

12/29/81	W	91-73	HCC
12/28/01	L	70-88	HCC
1/2/03	W	95-78	HCC
12/11/21	W	74-64	N

**St. Francis (NY) (1-4)**

12/1/51	L	69-77	H
3/5/52	L	47-63	H
12/14/66	W	81-65	A
12/13/67	L	62-82	A
2/6/78	L	81-84	H

**St. Francis (PA) (1-0)**

12/28/85	W	84-61	HCC
----------	---	-------	-----

**St. John's (31-37)**

3/20/51	L	52-63	N-msg
3/17/74	W	82-70	N-msg
1/5/80	L	73-83	A
1/17/81	W	69-68	HCC
2/11/81	L	65-72	A
1/16/82	L	71-77	A
2/10/82	L	82-93(ot)	HCC
3/4/82	L	52-54	N-hcc
1/11/83	L	73-85	HCC
2/12/83	L	78-98	A
1/10/84	L	65-68	A

2/11/84	L	65-84	HCC
1/2/85	L	51-57	HCC
2/2/85	L	64-97	A
1/18/86	L	60-61	HCC
2/15/86	L	54-74	A
1/17/87	L	54-69	HCC
2/18/87	L	55-76	A
1/23/88	L	72-79(ot)	A
2/29/88	L	62-77	HCC
1/10/89	L	63-71	A
1/28/89	W	80-52	HCC
1/2/90	L	62-93	A
1/27/90	W	72-58	GP
1/12/91	L	59-72	GP
1/22/91	L	62-65	A-msg
1/7/92	W	85-76	GP
2/1/92	L	57-90	A-msg
3/13/92	L	59-64(ot)	N-msg
12/8/92	W	74-72 (ot)	GP
1/30/93	L	59-72	A-msg
1/15/94	W	85-81	A-msg
3/5/94	W	95-80	HCC
3/11/94	W	97-77	N-msg
1/8/95	W	98-78	HCC
2/4/95	W	99-82	A-msg
1/17/96	W	88-73	HCC
2/3/96	W	77-63	A-msg
1/8/97	L	67-71 (ot)	GP
1/19/98	L	62-64	A-msg
2/28/98	W	87-58	GP
1/30/99	W	78-74	A-msg

## ALL-TIME OPPONENT SERIES HISTORIES

**St. Louis (0-1)**

3/12/55 L 103-110 N

**St. Mary's (Calif.) (2-0)**

12/17/06 W 89-73 HCC

3/19/23 W 70-55 N

**St. Michael's (3-1)**

1922-23 L 27-29

1923-24 W 35-16

1924-25 W 52-22

1929-30 W 39-28

**Saint Peter's (4-3)**

1/6/77 W 52-50 H

2/9/78 L 71-95 A

2/21/79 W 80-70 H

3/5/80 L 56-71 H

11/30/85 W 53-40 H

2/3/87 L 50-75 A

12/18/19 W 66-56 XL

**San Diego (0-1)**

3/21/08 L 69-70 ot N

**San Diego State (2-0)**

3/24/11 W 74-67 N

4/3/23 W 76-59 N

**San Jose (0-1)**

12/28/68 L 83-96 A

**UC-Santa Barbara (0-1)**

12/30/68 L 70-84 A

**Santa Clara (0-1)**

12/22/59 L 47-54 H

**Seattle (0-1)**

12/26/57 L 83-87 N

**Seton Hall (48-22)**

2/17/17 L 19-34 A

2/26/68 W 71-66 H

2/4/69 L 79-81 A

12/22/79 W 89-73 H

1/10/81 W 57-47 H

2/17/81 W 77-70 A

1/9/82 W 76-66 H

2/16/82 L 59-61 A

1/29/83 W 78-47 H

3/1/83 W 78-67 A

1/14/84 W 76-68 H

2/15/84 W 79-57 A

1/30/85 W 81-76 H

3/2/85 L 80-85 A

1/21/86 W 82-70 H

2/18/86 L 62-65 A

3/5/86 L 66-76 N

1/6/87 W 77-68 A

2/28/87 W 56-54 HCC

1/5/88 L 58-71 A

2/2/88 L 59-61 HCC

1/14/89 L 62-76 A

2/15/89 L 69-72 HCC

3/10/89 L 66-74 N

1/13/90 W 79-76 A

2/24/90 W 79-57 GP

3/9/90 W 76-58 N

1/26/91 L 62-76 A

2/27/91 W 62-60 (ot) GP

2/8/92 L 69-81 GP

3/1/92 L 64-77 A

1/4/93 L 69-72 A

2/27/93 L 74-82 HCC

12/8/93 W 82-66 A

2/12/94 W 80-68 GP

1/21/95 W 86-81 A

2/25/95 W 75-61 GP

3/2/96 W 87-58 A

3/7/96 W 79-58 N

2/1/97 W 62-55 A

3/1/97 L 60-73 HCC

1/13/98 W 80-59 HCC

1/23/99 W 62-47 GP

2/13/99 W 53-48 A

3/4/99 W 57-56 N

1/30/00 W 66-56 HCC

2/14/00 W 59-50 A

3/9/00 W 79-64 N

3/3/01 L 63-65 A

3/2/02 W 90-78 GP

3/13/03 W 83-70 N

3/1/04 W 89-67 GP

1/17/05 W 77-68 A

2/11/06 W 99-57 A

2/14/07 W 67-55 GP

1/3/08 W 98-86 A

1/18/09 W 76-61 XL

2/14/09 W 62-54 A

1/6/10 W 71-63 GP

2/5/11 W 61-59 A

1/3/12 L 63-75 A

2/4/12 W 69-46 XL

2/10/13 W 78-67 A

2/6/21 L 73-80 GP

3/3/21 W 69-58 A

1/8/22 L 87-90 (ot) A

2/16/22 W 70-65 GP

3/10/22 W 62-52 N

1/18/23 L 66-67 A

2/18/23 W 64-55 GP

**South Carolina (1-1)**

3/16/75 L 61-71 N

3/14/01 W 72-65 GP

**South Florida (23-4)**

1/11/73 W 84-67 A

3/12/81 W 65-55 A

12/30/81 W 57-50 HCC

3/1/06 W 66-53 A

1/2/07 W 69-50 HCC

2/16/08 W 74-73 ot A

2/21/09 W 64-50 XL

3/6/10 L 68-75 A

12/31/10 W 66-61 (ot) XL

12/28/11 W 60-57 A

2/3/13 W 69-64 (ot) GP

3/6/13 L 51-65 A

2/12/14 W 83-40 XL

2/26/14 W 61-56 A

1/6/15 W 58-44 A

1/25/15 W 66-53 XL

3/12/15 W 69-43 N (XL)

2/25/16 W 81-51 A

1/25/17 W 81-60 A

2/8/17 W 97-51 GP

3/9/17 W 77-66 N (XL)

2/7/18 W 68-65 GP

1/2/19 L 68-76 A

3/3/19 W 60-58 GP

3/14/19 W 80-73 N

1/4/20 L 60-75 A

2/23/20 W 78-71 GP

**Southern California (1-0)**

12/3/20 W 61-58 N

**Southern Connecticut (1-0)**

12/23/89 W 100-37 H

**Southern Illinois (1-0)**

3/22/02 W 71-59 N

**Southern Methodist (4-11)**

12/30/65 L 66-80 A

1/4/14 L 65-74 A

2/23/14 L 55-64 GP

2/14/15 L 55-73 A

3/1/15 W 81-73 XL

3/15/15 L 54-62 N (XL)

2/18/16 W 68-62 XL

3/3/16 L 54-80 A

1/19/17 L 49-69 A

2/25/17 L 61-69 XL

1/25/18 W 63-52 GP

3/8/18 L 73-80 N

1/10/19 W 76-64 GP

2/21/19 L 59-77 A

2/12/20 L 75-79 A

**Southwest Texas State (1-0)**

12/2/96 W 66-49 HCC

**Springfield (13-16)**

1915-16 L 18-44

1920-21 L 29-32

1921-22 W 24-23

1921-22 L 23-46

1922-23 L 24-35

1922-23 L 18-36

1923-24 L 24-35

1923-24 L 13-34

1924-25 W 26-16

1924-25 W 28-13

1925-26 W 37-33

1926-27 L 24-35

1927-28 W 39-36

1928-29 L 19-28

1929-30 L 29-33

1930-31 W 32-24

1931-32 L 19-52

1932-33 L 25-26

1933-34 L 40-46

1934-35 L 18-43

1940-41 W 47-44

1941-42 W 57-47

1942-43 L 53-61

1948-49 W 55-45

1949-50 W 56-36 H

1949-50 L 58-59 A

12/2/50 W 46-44 H

2/3/51 W 54-49 A

12/29/53 W 80-67 N

**Stanford (4-2)**

12/28/56 W 57-56 N

2/7/98 W 76-56 GP

2/6/99 W 70-59 A

3/22/03 W 85-74 N

12/18/13 L 51-53 XL

1/17/15 L 59-72 A

**Stevens (0-3)**

1916-17 L 17-33

1917-18 L 22-62

1918-19 L 31-45

**Stonehill (1-0)**

11/7/22 W 85-54 XL

**Stony Brook (6-0)**

12/28/00 W 67-58 HCC

12/28/05 W 85-52 HCC

12/15/08 W 91-57 XL

11/12/10 W 79-52 GP

11/25/12 W 73-62 GP

11/14/17 W 72-64 XL

**Syracuse (39-56)**

1/27/56 L 82-102 A

1/7/57 L 78-79 A

3/12/57 L 76-82 N

3/8/58 L 70-75 (ot) A

2/18/59 L 64-72 H

2/2/60 L 64-65 A

3/5/62 L 67-72 H

3/7/63 W 92-74 A

3/6/64 L 49-58 H

12/18/65 L 62-87 A

2/6/67 L 79-90 H

1/27/68 W 89-84 A

1/8/69 W 103-84 H

2/11/70 L 80-101 A

2/20/71 L 76-97 H

2/19/72 L 69-98 A

12/23/72 L 73-104 H

1/10/74 W 61-60 A

11/30/77 L 61-101 A

1/13/79 L 60-74 NHC

3/10/79 L 81-89 A

1/26/80 L 89-99 A

2/29/80 L 61-92 A

1/5/81 W 78-59 NHC

2/14/81 W 65-63 A

1/6/82 L 69-72 A

2/13/82 L 71-78 HCC

2/2/83 L 69-89 A

2/5/83 W 55-54 HCC

1/18/84 L 68-95 HCC

2/18/84 L 85-87(3ot) A

3/8/84 L 58-73 A

1/19/85 W 70-68 A

2/20/85 W 71-69 HCC

1/25/86 L 67-80 A

3/1/86 L 58-75 HCC

1/3/87 L 71-88 NHC

2/7/87 L 53-59 A

1/16/88 W 51-50 A

2/20/88 L 71-73 HCC

1/16/89 W 68-62 HCC

2/28/89 L 72-88 A

1/15/90 W 70-59 HCC

2/20/90 L 86-90 A

3/6/90 W 78-75 N

1/28/91 L 79-81(ot) HCC

1/28/91 L 66-68 H

2/3/92 L 83-84 A

3/4/92 W 85-78 HCC

2/2/93 L 57-60 HCC

2/15/93 W 80-76 A

1/10/94 W 75-67 HCC

2/1/94 L 95-108 A

1/23/95 W 86-75 GP

2/12/95 W 77-70 A

1/21/96 W 79-70 HCC

3/8/96 W 85-67 N

1/26/97 L 53-65 HCC

2/17/97 L 66-71 (ot) A

1/24/98 W 63-54 A

3/7/98 W 69-64 N

2/1/99 L 42-59 HCC

2/28/99 W 70-58 A

3/5/99 W 71-50 N

1/24/00 L 74-88 A

3/4/00 W 69-54 HCC

2/19/01 L 60-65 A

3/7/01 L 75-86 N



# ALL-TIME OPPONENT SERIES HISTORIES



UConn and Villanova have met 71 times since the series began in 1941. With UConn's return to the BIG EAST in 2020-21, they are once again conference rivals.

**Texas (6-3)**

12/14/91	W	94-77	A
12/15/93	W	96-86	GP
1/10/00	W	77-67	HCC
1/15/01	L	56-60	A
3/28/03	L	78-82	N
1/23/10	W	88-74	GP
1/8/11	W	82-81 (ot)	A
11/30/14	L	54-55	GP
12/29/15	W	71-66	A

**Texas A&M (2-1)**

12/29/82	W	69-63	HCC
11/24/89	L	81-92	A
3/21/09	W	92-66	N

**Texas-Arlington (1-0)**

12/28/93	W	112-72	N
----------	---	--------	---

**Texas Christian (2-1)**

12/29/67	L	65-72	H
12/12/81	W	69-67(ot)	A
11/22/95	W	102-76	N

**Texas-San Antonio (1-0)**

3/11/99	W	91-66	N
---------	---	-------	---

**Texas Southern (2-0)**

12/2/05	W	113-49	GP
12/3/06	W	106-55	GP

**Towson State (2-0)**

12/29/92	W	99-66	HCC
11/27/93	W	107-67	N

**Trinity (17-15)**

1906-07	L	18-44	
1906-07	L	29-44	
1907-08	L	3-38	
1919-20	W	25-17	
1919-20	W	24-17	
1920-21	L	17-21	
1921-22	L	19-21	
1921-22	W	24-17	
1922-23	W	35-23	
1922-23	W	30-26	
1923-24	W	22-13	
1923-24	W	38-21	

1924-25	W	50-23	
1924-25	W	44-22	
1925-26	W	32-27	
1925-26	W	51-24	
1926-27	W	31-15	
1927-28	W	31-24	
1928-29	L	28-29	
1929-30	L	25-29	
1930-31	W	32-15	
1931-32	L	20-26	
1932-33	L	19-38	
1933-34	L	15-31	
1933-34	L	21-28	
1934-35	L	23-28	
1934-35	L	27-28	
1935-36	W	37-29	
1935-36	L	27-35	
1936-37	W	38-35	
1936-37	L	33-40	
1937-38	W	38-35	

**Tufts (14-5)**

1920-21	L	25-38	
1920-21	W	33-23	
1921-22	W	27-20	
1921-22	W	47-35	
1923-24	L	25-38	
1925-26	W	38-23	
1926-27	L	37-44	
1927-28	W	37-22	
1928-29	W	29-27	
1929-30	W	24-22	
1930-31	W	33-30	
1931-32	L	21-34	
1932-33	L	17-36	
1948-49	W	75-63	
1949-50	W	56-39	H
12/6/50	W	68-59	A
12/5/51	W	78-52	H
3/2/53	W	115-74	A
3/1/54	W	91-69	H

**Tulane (9-0)**

2/7/15	W	62-53	A
2/22/15	W	67-60	GP
1/2/16	W	75-67	A
1/19/16	W	60-42	XL
1/28/17	W	78-68	GP

1/13/18	W	67-57	A
1/19/19	W	87-71	GP
1/8/20	W	67-61	GP
3/8/20	W	80-76	A

**Tulsa (5-7)**

12/29/78	W	89-68	H
1/13/15	L	58-66	A
2/12/15	W	70-45	XL
3/14/15	W	47-42	N (XL)
1/14/16	L	51-60	A
2/13/16	W	75-73	GP
12/31/16	L	59-61 (ot)	A
1/3/18	L	88-90 (2ot)	A
2/15/18	L	71-73	XL
1/16/19	L	83-89	A
1/26/20	L	75-79 (ot)	XL
2/6/20	W	72-56	A

**UMass-Lowell (2-0)**

12/20/15	W	88-79	XL
11/27/18	W	97-75	GP

**U.S. International (2-0)**

12/8/83	W	98-80	H
1/28/85	W	90-65	H

**Union (0-1)**

1925-26	L	25-33	
---------	---	-------	--

**Upsala (1-0)**

1932-33	W	33-22	
---------	---	-------	--

**Utah (3-1)**

1/1/69	L	85-105	A
*12/8/79	L (W)	66-73	A
12/4/82	W	73-63	N
11/28/03	W	76-44	N
* -- Game won by forfeit (ineligible player)			

**Utah State (1-0)**

3/17/00	W	75-67	N
---------	---	-------	---

**Vanderbilt (3-0)**

11/19/01	W	84-71	HCC
12/1/02	W	76-70	A
3/25/04	W	73-53	N

**Vermont (47-8)**

1925-26	W	47-41	
1926-27	L	16-31	
1927-28	L	28-45	
1928-29	W	34-25	
1947-48	W	54-39	
1948-49	W	72-48	
1949-50	W	61-44	A
1/6/51	W	71-43	H
1/18/58	W	99-85	H
2/6/58	W	107-95	A
1/17/59	W	82-69	A
2/7/59	L	60-61	H
2/4/60	W	71-65	A
2/27/60	W	84-73	H
12/15/60	W	84-73	H
2/28/61	W	81-61	H
1/27/62	W	67-63	A
2/10/62	W	91-57	H
1/11/63	W	88-67	H
2/2/63	W	95-62	A
2/1/64	W	79-46	A
2/14/64	W	90-64	H
1/9/65	W	111-66	H
1/30/65	W	107-60	A
1/29/66	W	96-64	H
2/26/66	W	92-70	A
1/7/67	W	58-49	A
1/16/67	W	99-70	H
1/25/68	W	87-59	A
2/3/68	W	82-62	H
1/23/69	L	87-99	A
2/1/69	W	96-78	H
1/22/70	W	85-79	A
1/31/70	L	63-69	H

12/16/70	W	107-82	H
2/17/71	W	100-80	A
12/11/71	W	98-61	H
1/29/72	W	63-52	A
1/27/73	W	104-74	A
2/15/73	W	88-46	H
1/12/74	W	69-56	H
1/26/74	W	67-60	A
12/10/74	W	90-84	H
1/25/75	L	69-70	A
1/6/76	L	85-86 (ot)	H
2/14/76	W	78-71	A
2/12/77	W	70-64	H
2/19/77	L	77-85	A
2/18/78	W	59-48	H
2/17/79	W	79-62	A
2/18/80	W	89-62	H
11/19/99	W	89-52	GP
3/18/04	W	70-53	N
11/17/10	W	89-73	XL
11/13/12	W	67-49	GP

**Villanova (34-39)**

1/31/41	L	35-40	A
3/1/52	W	63-58	A
12/20/52	W	75-71	H
12/27/69	L	71-89	A
1/21/81	L	59-63	A
2/23/81	L	73-74	H
3/5/81	L	54-65	A
1/23/82	W	53-51	HCC
2/24/82	L	63-67(ot)	A
2/8/83	L	79-86	A
2/19/83	L	68-75	HCC
3/10/83	L	68-69	N
1/27/84	L	58-69	HCC
2/28/84	L	70-82	A
1/5/85	L	59-70(ot)	A
2/5/85	L	71-79	HCC
1/13/86	L	59-68	HCC
2/9/86	L	53-59	A
12/13/86	L	51-66	HCC
2/14/87	L	58-67	A
12/8/87	L	61-63	A
1/20/88	L	58-69	HCC
1/4/89	W	57-55	HCC
2/18/89	L	67-76(ot)	A
12/12/89	L	57-64	HCC
1/9/90	W	71-54	A
1/8/91	W	74-71	A
2/2/91	W	67-59	GP
1/11/92	L	70-79	A
1/27/92	W	72-58	GP
1/9/93	W	87-80	A
2/9/93	W	82-62	GP
1/25/94	W	91-67	HCC
2/15/94	L	63-64	A
1/3/95	W	77-62	A
2/18/95	L	73-96	GP
3/12/95	L	78-94	N
1/8/96	W	81-73	GP
2/25/96	W	70-59	A
2/23/97	L	58-65	A
2/2/98	W	80-65	HCC
2/21/98	W	83-76	A
12/30/98	W	100-76	HCC
2/2/00	W	74-60	A
1/24/01	L	59-70	HCC
2/10/01	L	60-74	A
1/13/02	W	70-65	A
2/11/02	W	46-40	HCC
3/7/02	W	72-70	N
1/25/03	W	74-65	HCC
2/15/03	L	70-79	A
2/28/04	W	75-74 (ot)	A
3/12/04	W	87-64	N
2/2/05	W	81-76	HCC
2/13/06	L	64-69	A
2/26/06	W	89-75	GP
2/28/07	L	74-78	GP
2/23/08	L	65-67	A
1/21/09	W	89-83	XL
2/15/10	W	84-75	A
1/17/11	W	61-59	GP

2/20/12	W	73-70 (ot)	A
2/16/13	L	61-70	XL
3/22/14	W	77-65	N
1/20/18	L	61-81	XL
12/22/18	L	58-81	N
1/18/20	L	55-61	A
2/20/21	L	60-68	A
2/5/22	L	74-85	A
2/22/22	W	71-69	XL
3/11/22	L	60-63	N
12/28/22	W	74-66	XL
3/4/23	W	71-59	A

**Virginia (6-2)**

1/2/65	L	63-68	N
12/30/66	W	100-79	H
12/6/87	L	59-72	HCC
12/10/88	W	68-61	A
11/29/93	W	77-36	A
1/28/96	W	76-46	HCC
12/23/96	W	64-61 (ot)	GP
12/10/97	W	74-63	A

**Virginia Commonwealth (2-0)**

3/25/88	W	72-61	H
11/26/21	W	70-63 (ot)	N

**Virginia Military (3-0)**

12/20/51	W	63-47	H
12/21/51	W	74-55	H
12/29/73	W	80-78	A

**Virginia Tech (6-2)**

2/3/01	W	85-72	GP
2/17/01	W	61-46	A
1/2/02	W	86-74	A
1/10/02	W	95-60	HCC
1/14/03	W	83-65	HCC
2/5/03	L	74-95	A
1/28/04	W	96-60	A
3/22/10	L	63-65	A

**Wagner (5-1)**

ALL-TIME OPPONENT SERIES HISTORIES

1929-30	W	33-22	1935-36	L	30-48
1930-31	L	27-36	1936-37	W	49-43
1931-32	L	29-40	1937-38	W	61-59
1932-33	L	22-36	1938-39	W	49-48
1933-34	L	21-28	1939-40	L	60-63
1934-35	L	30-44	1940-41	W	58-37
1935-36	L	35-45	1941-42	W	69-55
1936-37	L	36-46	1943-44	W	48-36
1937-38	L	48-57	1944-45	L	49-51
1938-39	W	54-41			
1939-40	W	55-44	<b>Xavier (3-4)</b>		
1940-41	W	57-42	3/16/91	W	66-50 N
1941-42	W	66-44	11/22/19	L	74-75 (2ot) N
1942-43	L	40-42	2/13/21	W	80-72 A
1943-44	W	49-25	2/11/22	L	68-74 A
1944-44	W	42-33	2/19/22	W	72-61 GP
1944-45	L	43-48	12/31/22	L	73-83 A
1944-45	L	31-39	1/25/23	L	79-82 GP
1945-46	W	38-35			
1945-46	L	29-40	<b>Yale (44-23)</b>		
1946-47	W	53-34	1914-15	L	16-26 H
1947-48	W	54-37	1929-30	L	19-25
1948-49	W	42-38	1930-31	L	17-36
1948-49	W	62-41	1941-42	L	48-53
1949-50	W	82-58	1942-43	W	50-49
2/10/51	W	74-51	1943-44	L	33-41
1/16/52	W	69-38	1943-44	L	35-46
			1944-45	L	41-79
			1946-47	W	47-39
			1947-48	L	50-57
			1947-48	L	53-57
			1948-49	L	44-61
			1948-49	L	55-71
			1949-50	L	44-62 A
			12/13/50	W	71-65 H
			12/18/51	W	56-47 A
			12/9/52	W	76-68 A
			12/5/53	W	56-52 H
			12/8/54	W	83-57 A
			12/7/55	L	87-92 H
			12/6/56	W	77-66 A
			1/5/57	L	64-66 H
			12/7/57	L	74-79 H
			12/6/58	W	60-52 A
			12/5/59	W	66-65 H
			12/3/60	L	55-63 A
			12/2/61	W	82-64 H
			12/1/62	W	61-49 A
			12/7/63	L	60-64 H
			12/5/64	W	68-47 A
			12/4/65	W	95-73 H
			12/3/66	L	57-65 A
			12/2/67	W	70-62 H
			11/30/68	L	70-89 A
			12/6/69	W	91-77 H
			12/5/70	L	80-94 A
			12/19/70	W	84-76 A
			12/4/71	W	66-64 H
			12/2/72	W	92-71 A
			12/1/73	W	102-88 H
			11/30/74	W	88-73 A
			12/6/75	W	71-59 H
			12/4/76	W	56-50 A
			12/3/77	W	73-57 H
			12/2/78	L	78-94 A
			12/1/79	W	83-75 H
			12/6/80	W	65-53 A
			1/26/82	W	63-57 H
			11/30/82	W	96-73 A
			12/1/83	W	76-54 H
			12/4/84	W	95-77 H
			11/26/85	W	80-76 H
			12/2/86	L	75-77(ot) A
			12/2/87	W	69-59 H
			11/30/88	W	75-44 A
			11/30/89	W	76-50 H
			11/29/90	W	49-48 A
			11/29/91	W	79-55 HCC
			12/10/92	W	65-38 HCC
			12/1/93	W	81-64 GP
			12/2/94	W	105-53 HCC
			12/8/95	W	93-66 HCC
			11/29/96	W	72-39 HCC
			11/15/97	W	88-57 GP
			11/17/03	W	70-60 GP
			11/11/13	W	80-62 XL
			12/5/14	L	44-45 GP

100-POINT GAMES

UCONN 100-POINT GAMES			
Date	UConn	Opp.	Opponent
12/10/22	114	61	Long Island (GP)
11/24/21	115	109 (2ot)	Auburn (N)
11/25/20	102	75	Central Conn. (GP)
3/11/16	104	97 (4 ot)	Cincinnati (AAC Tourney)
11/13/15	100	56	Maine (GP)
12/14/14	106	85	Coppin St. (XL)
11/14/13	101	55	Detroit (GP)
3/19/09	103	47	Chattanooga (NCAA)
3/12/09	117	127 (6 ot)	Syracuse (BET)
12/22/07	105	60	Maine (XL)
12/3/06	106	55	Texas Southern (GP)
12/30/05	111	75	Quinnipiac (HCC)
12/23/05	129	61	Morehead St. (GP)
12/2/05	113	49	Texas Southern (GP)
12/30/04	123	71	Quinnipiac (HCC)
12/28/03	101	62	Ball St. (HCC)
12/20/03	104	54	Iona (HCC)
11/22/03	111	64	Sacred Heart (HCC)
12/21/02	117	67	UNC Asheville (HCC)
12/3/02	116	78	Sacred Heart (GP)
1/26/02	100	98	at Arizona
11/26/01	110	58	New Hampshire (HCC)
12/22/00	100	66	Fairfield (HCC)
1/12/99	101	70	Notre Dame (HCC)
12/30/99	100	76	Villanova (HCC)
12/23/98	102	67	Fairfield (HCC)
11/27/98	111	46	Wagner (HCC)
11/15/98	102	60	Quinnipiac (HCC)
12/28/97	100	69	Hartford (HCC)
12/29/96	104	62	Hartford (HCC)
1/23/96	116	46	Central Conn. (HCC)
12/30/95	102	63	Hartford (HCC)
11/22/95	102	76	TCU (Great Alaska)
3/16/95	100	71	Tenn-Chatt. (NCAA)
1/5/95	102	77	Hartford (GP)
12/2/94	105	53	Yale (HCC)
11/25/94	110	48	Lafayette (HCC)
1/2/94	113	59	Winthrop (GP)
12/30/93	130	78	Tennessee Tech (N)
12/28/93	112	72	Texas-Arlington (N)
12/11/93	117	63	Central Conn. (HCC)
11/27/93	107	67	Towson St. (N)
2/22/93	108	72	Maine (HCC)
12/27/91	112	58	Central Conn. (HCC)
1/19/91	102	108	Providence (HCC)
1/10/91	115	47	Central Conn. (GP)
12/23/89	100	37	Southern Conn. (H)
1/30/89	104	75	Massachusetts (H)
12/12/87	103	80	Morgan St. (H)
11/28/87	102	63	Md.-East. Shore (H)
1/26/79	109	102 (ot)	Holy Cross (N)
2/5/75	106	85	Boston U. (H)
2/1/85	100	90 (ot)	at Maine
12/1/73	102	88	Yale (H)
2/17/73	105	110 (ot)	at Maine
1/27/73	104	74	at Vermont
2/17/71	100	80	at Vermont
1/16/71	107	82	Vermont (H)
12/20/69	104	122	at Holy Cross
1/11/69	102	92	Rhode Island (H)
1/8/69	103	84	Syracuse (H)
2/21/67	114	75	New Hampshire (H)
2/13/67	114	88	at Maine
2/11/67	113	64	Boston U. (H)
2/4/67	109	65	Maine (H)
12/30/66	100	79	Virginia (H)
2/15/66	113	62	at New Hampshire
2/5/66	114	58	Maine (H)
1/12/66	119	94	New Hampshire (H)
3/3/65	101	66	at Colgate
2/20/65	115	60	American (H)
2/3/65	103	73	Rutgers (H)
1/30/65	107	60	at Vermont
1/9/65	111	66	Vermont (H)
2/22/64	100	62	Colgate (H)
12/14/63	108	81	Boston College (H)
2/26/63	102	72	New Hampshire (H)
1/11/62	104	56	New Hampshire (H)
2/15/58	102	57	at Rhode Island
2/8/58	103	62	at Maine
2/6/58	107	95	at Vermont
2/23/57	118	88	AIC (H)
2/9/57	118	81	Maine (H)
1/30/57	124	92	at Maine
2/10/56	109	96	Maine (H)
2/7/56	105	85	Rutgers (H)
12/17/54	103	78	AIC (H)
12/7/54	103	78	at Boston College
12/1/54	116	77	Rhode Island (H)
3/12/55	103	110	St. Louis (N-NIT, N.Y.)
2/12/55	116	73	at Maine
2/11/55	103	85	at New Hampshire
1/5/55	102	84	New Hampshire (H)
2/13/54	102	61	at Maine
2/12/54	107	68	at New Hampshire
1/6/54	104	48	New Hampshire (H)
1/5/54	108	60	Maine (H)
3/2/53	115	74	at Tufts
2/28/53	105	73	Boston U.
1949-50	107	67	Boston U. (H)
1905-06	124	11	Meriden HS (H)
1905-06	119	27	Hartford Public HS (H)

OPPONENT 100-POINT GAMES

Date	Opp.	UConn	Opponent
11/24/21	109	115 (2ot)	Auburn (N)
11/26/17	102	67	Arkansas (N-PK80)
3/12/09	127	117 (6 ot)	Syracuse (N-BET)
11/24/95	101	95	Iowa (Great Alaska)
3/25/95	102	96	UCLA (NCAA Tourney)
2/1/94	108	95	at Syracuse
1/19/91	108	102	Providence (HCC)
1/14/87	103	89	at Providence
1/26/79	102	109 (ot)	Holy Cross (N)
1/28/78	101	72	Boston College (N)
11/30/77	101	61	at Syracuse
1/13/76	106	92	at George Washington
3/8/75	108	83	Providence (N-ECAC)
2/17/73	110	105 (ot)	at Maine
12/29/71	106	88	at Oral Roberts
12/1/71	107	89	at Dartmouth
2/11/70	101	80	at Syracuse
12/29/69	103	77	Wake Forest (N)
12/20/69	122	104	at Holy Cross
2/8/69	116	88	at Maine
1/1/69	105	85	at Utah
12/7/68	105	75	at Boston College
2/17/62	103	64	at Holy Cross
1/7/61	103	85	at Holy Cross
12/9/60	110	96	at Boston College
1/16/60	112	79	at Niagara
12/22/56	100	86	at Manhattan
2/27/56	103	81	at Holy Cross
1/27/56	102	82	at Syracuse
3/12/55	110	103	St. Louis (N-NIT, N.Y.)
1939-40	102	81	at Rhode Island

**OVERTIME GAMES (Records kept since 1956-57)**

Date	Opponent	Result
<b>2021-22</b>		
11/24/21	vs. Auburn (Battle 4 Atlantis)	W, 115-109 (2OT)
11/26/21	vs. VCU (Battle 4 Atlantis)	W, 70-63 OT
1/8/22	at Seton Hall	L, 87-90 OT
1/12/22	St. John's (GP)	W, 86-78 OT
<b>2020-21</b>		
12/20/20	Creighton (GP)	L, 74-76 OT
<b>2019-20</b>		
11/22/19	vs. Xavier (Charleston Classic)	L, 74-75 (2OT)
1/12/20	Wichita State (XL)	L, 86-89 (2OT)
1/26/20	Tulsa (XL)	L, 75-79 OT
2/9/20	Cincinnati (GP)	W, 72-71 OT
2/20/20	at Temple	L, 89-93 (2OT)
<b>2018-19</b>		
1/12/19	at Cincinnati	L, 72-74 OT
<b>2017-18</b>		
11/29	Columbia (GP)	W, 77-73 OT
12/2	Monmouth (XL)	W, 84-81 OT
1/3	at Tulsa	L, 88-90 2OT
<b>2016-17</b>		
12/23/16	Auburn (XL)	L, 67-70 OT
12/31/16	at Tulsa	L, 59-61 OT
<b>2015-16</b>		
3/11/16	Cincinnati (AAC, Orlando)	W, 104-97 (4OT)
<b>2014-15</b>		
12/31/14	Temple (XL)	L, 53-57 OT
<b>2013-14</b>		
2/15/14	Memphis (XL)	W, 86-81 OT
3/20/14	vs. Saint Joseph's (NCAA Second Round at Buffalo, N.Y.)	W, 89-81 OT
<b>2012-13</b>		
<b>(school records: 7 OT games; 5 OT wins)</b>		
11/18	vs. Quinnipiac (Paradise Jam)	W, 89-83 (2OT)
1/1	at Marquette	L, 76-82 OT
1/31	at Providence	W, 82-79 OT
2/3	USF (GP)	W, 69-64 OT
2/21	Cincinnati (XL)	W, 73-66 OT
2/27	Georgetown (GP)	L, 78-79 (2OT)
3/9	Providence (GP)	W, 63-59 OT
<b>2011-12</b>		
11/26	vs. Florida State (Battle 4 Atlantis)	W, 78-76 OT
2/20	at Villanova	W, 73-70 OT
3/7	West Virginia (BET)	W, 71-67 OT
<b>2010-11</b>		
12/31	South Florida (XL)	W, 66-61 OT
1/8	at Texas	W, 82-81 OT
1/29	Louisville (GP)	L, 79-78 (2OT)
2/24	Marquette (XL)	L, 74-67 OT
3/11	vs. Syracuse (BET)	W, 76-71 OT
<b>2008-09</b>		
12/20	vs. Gonzaga (Battle in Seattle)	W, 88-83 OT
3/12	vs. Syracuse (BET)	L, 117-127 (6OT)
<b>2007-08</b>		
2/16	at South Florida	W, 74-73 OT
3/21	vs. San Diego (NCAA First Round at Tampa, Fla.)	L, 69-70 OT
<b>2006-07</b>		
2/3	Rutgers (HCC)	W, 61-50 OT
<b>2005-06</b>		
2/21	Notre Dame (HCC)	W, 75-74 OT
3/9	vs. Syracuse (BET)	L, 86-84 OT
3/24	vs. Washington (NCAA Regional Semifinals at Washington, DC)	W, 98-92 OT
3/26	vs. George Mason (NCAA Regional Championship at Washington, DC)	L, 86-84 OT
<b>2004-05</b>		
2/15	at Providence	W, 94-89 (2OT)
<b>2003-04</b>		
2/28	at Villanova	W, 75-74 OT
<b>2002-03</b>		
1/11	Miami (GP)	W, 83-80 OT
<b>2001-02</b>		
1/26	at Arizona	W, 100-98 OT
2/9	at St. John's	L, 85-83 OT
2/16	Boston College (HCC)	W, 79-77 OT
3/9	vs. Pittsburgh (BET)	W, 74-65 (2OT)
<b>2000-01</b>		
1/6	St. John's	W, 82-80 OT
<b>1998-99</b>		
1/20	Miami	W, 70-68 OT
<b>1996-97</b>		
12/23	Virginia (GP)	W, 64-61 OT
1/8	St. John's (GP)	L, 71-67 OT
2/8	at Notre Dame	L, 71-65 OT
2/17	at Syracuse	L, 71-66 OT
3/25	FSU (NIT) (MSG)	L, 71-66 OT
<b>1993-94</b>		
2/9	at Boston College	W, 94-91 (2OT)
3/25	Florida (NCAA Regional Semifinals at Miami)	L, 69-60 OT
<b>1992-93</b>		
12/8	St. John's (GP)	W, 74-72 OT
3/19	Jackson St. (GP) (NIT)	L, 90-88 OT
<b>1991-92</b>		
1/22	at Providence	W, 97-86 OT
1/25	Boston College (HCC)	W, 83-77 OT
3/13	St. John's (BET)	L, 64-59 OT
<b>1990-91</b>		
1/16	at Syracuse	L, 81-79 OT
2/19	at Providence	W, 70-66 OT
2/27	Seton Hall (GP)	W, 62-60 OT
<b>1989-90</b>		
2/19	Providence (GP)	W, 75-72 OT
3/24	Duke (NCAA)	L, 79-78, OT
<b>1988-89</b>		
2/18	at Villanova	L, 76-67 OT
<b>1987-88</b>		
1/23	at St. John's	W, 72-69 OT
3/17	at West Virginia (NIT)	W, 62-57 OT
<b>1986-87</b>		
12/2	at Yale	L, 77-75 OT
12/11	Rhode Island	W, 96-94 OT
<b>1984-85</b>		
1/5	at Villanova	L, 70-59 OT
1/26	Boston College	L, 78-77 OT
<b>1983-84</b>		
12/15	at UMass	L, 67-65 OT
2/6	Pittsburgh	L, 75-71 OT
2/18	at Syracuse	L, 87-85 (3OT)
<b>1982-83</b>		
2/5	Pittsburgh	L, 72-71 OT
<b>1981-82</b>		
12/12	TCU (Oil Capital Classic at Tulsa)	W, 69-67 OT
1/13	Boston College (NHC)	W, 59-58 OT
2/1	at Providence	W, 47-45 OT
2/10	St. John's (HCC)	L, 93-82 OT
2/24	at Villanova	L, 67-63 OT
3/10	at Dayton (NIT)	L, 76-75 OT
<b>1980-81</b>		
1/24	Georgetown	W, 75-73 OT
<b>1978-79</b>		
1/9	Rutgers	W, 69-67 OT
1/11	at Boston University	W, 63-62 OT
1/26	Holy Cross (Colonial Classic, Boston Garden)	W, 109-102 OT
2/24	Rhode Island (NHC)	W, 80-75 OT
<b>1976-77</b>		
12/1	Boston University	W, 73-69 OT
12/4	Duke (MSG)	L, 64-59 OT
12/28	Colgate (UConn Classic HCC)	W, 73-66 OT
1/8	Rutgers (HCC)	L, 84-77 (3OT)
2/10	at Manhattan	L, 72-69 OT
<b>1975-76</b>		
1/6	Vermont	L, 86-85 OT
2/21	at New Hampshire	L, 85-82 OT
3/13	Hofstra (NCAA Tourney at Providence)	W, 80-78 OT
<b>1974-75</b>		
2/1	at Maine	W, 100-90 OT
2/8	at UMass	W, 80-76 OT
<b>1973-74</b>		
12/15	Manhattan	W, 76-72 OT
2/5	at Rhode Island	L, 80-70 (3OT)
2/9	UMass	W, 79-76 OT
<b>1972-73</b>		
2/17	at Maine	L, 110-105 OT
<b>1971-72</b>		
1/15	Maine	W, 72-69 OT
2/29	Boston College	L, 41-39 OT
<b>1969-70</b>		
1/10	at Rhode Island	W, 77-74 OT
1/26	at Boston University	W, 90-81 OT
2/24	at Rutgers	L, 90-84 OT
<b>1967-68</b>		
2/22	Holy Cross	L, 86-85 OT
<b>1966-67</b>		
1/4	Holy Cross	L, 74-69 OT
<b>1964-65</b>		
12/12	at Boston College	W, 85-81 OT
2/24	at Manhattan	W, 80-75 OT
<b>1958-59</b>		
2/16	at UMass	L, 80-79 OT
<b>1956-57</b>		
12/29	Pittsburgh (Orange Bowl Tourney at Miami)	W, 64-50 OT
1/2	Dartmouth	L, 70-67 OT

**TOTAL: 118 Games  
Record: 65-53 (.551)**



UCONN AND THE ASSOCIATED PRESS POLL

**UCONN AS NO. 1 IN NATION**

**UConn has spent  
29 weeks ranked No. 1  
9 different times ranked No. 1  
6 different seasons ranked No. 1**

6 times the men & women have each been ranked No. 1  
17 wks. the men & women have each been ranked No. 1

**41-9 record as the nation's top-ranked team  
21-3 home (11-1 GP, 10-2 HCC)  
17-3 road  
3-3 on neutral court (2-3 in MSG)  
14-6 vs. ranked opponents  
27-3 vs. unranked opponents**

\*\*-- all rankings are from the Associated Press Top 25

Date	Opponent	Opp. rank	Result
2/14/95	at Georgetown	22	W, 91-85
2/18/95	Villanova (gp)	15	L, 96-73
12/1/98	vs. Washington	14	W, 69-48
12/5/98	Michigan St. (gp)	9	W, 82-68
12/9/98	at Massachusetts		W, 59-54
12/12/98	at Pittsburgh	18	W, 70-69
12/23/98	Fairfield (hcc)		W, 102-67
12/30/98	Villanova (hcc)		W, 100-76
1/2/99	Georgetown (gp)		W, 87-64
1/6/99	at Boston College		W, 91-78
1/9/99	at West Virginia		W, 80-45
1/12/99	Notre Dame (hcc)		W, 101-70
1/16/99	Pittsburgh (hcc)		W, 81-58
1/20/99	at Miami	25	W, 70-68
1/23/99	Seton Hall (gp)		W, 62-47
1/25/99	at Georgetown		W, 78-71
1/30/99	at St. John's	9	W, 78-74
2/1/99	Syracuse (hcc)	16	L, 59-42
2/6/99	at Stanford	4	W, 70-59
11/11/99	vs. Iowa (msg)		L, 70-68
11/12/99	vs. Duke (msg)	10	W, 71-66
11/17/03	Yale (gp)		W, 70-60
11/19/03	Nevada (gp)		W, 93-79
11/22/03	Sacred Heart (hcc)		W, 111-64
11/26/03	vs. Georgia Tech (msg)		L, 77-61
11/28/03	vs. Utah (msg)		W, 76-44
12/20/03	Iona (hcc)		W, 104-54
12/28/03	Ball State (hcc)		W, 101-62
12/30/03	Massachusetts (hcc)		W, 91-67
1/2/04	at Rice		W, 92-83
1/6/04	at Rutgers		W, 75-74
1/11/04	Oklahoma (gp)	6	W, 86-59
1/14/04	Georgetown (gp)		W, 94-70
1/17/04	at North Carolina	9	L, 86-83
1/25/06	St. John's (gp)		W, 66-50
1/28/06	at Providence		W, 76-62
1/31/06	Pittsburgh	9	W, 80-76
2/4/06	at Indiana	22	W, 88-80
2/8/06	Syracuse (hcc)		W, 73-50
2/11/06	at Seton Hall		W, 99-57
2/13/06	at Villanova	4	L, 69-64
2/18/06	at West Virginia	11	W, 81-75
3/9/06	vs. Syracuse (bet-msg)		L, 86-84 ot
2/2/09	at Louisville	5	W, 68-51
2/7/09	Michigan (gp)		W, 69-61
2/11/09	Syracuse (gp)	23	W, 63-49
2/14/09	at Seton Hall		W, 62-54
2/16/09	Pittsburgh (xl)	4	L, 76-68
2/21/09	South Florida (xl)		W, 64-50
3/7/09	at Pittsburgh	3	L, 70-60

**UCONN AS THE NO. 1 TEAM:** UConn has been in the No. 1 spot in the national rankings nine times and 29 weeks in school history. The Huskies have played 50 games in their history as the No. 1 team in the nation (29 total weeks), compiling a 41-9 record in those contests. UConn was the top-ranked team for:

- 1994-95 -- 2 games (1-1, 1 week)
- 1998-99-- 17 games (16-1, 10 weeks)
- 1999-00-- 2 games (1-1, 1 week)
- 2003-04-- 13 games (11-2, 3 wks and 5 weeks)
- 2005-06-- 9 games (7-2, 4 weeks and 1 week)
- 2008-09-- 7 games (5-2, 3 weeks and 1 week)

UConn is 21-3 at home as No. 1 (11-1 in Gampel, 10-2 in HCC), 17-3 on the road as the top-ranked team and 3-3 on a neutral court (2-3 in MSG, 1-0 at the United Center in Chicago).

**DUAL NO. 1's:** The Husky men and women have been ranked No. 1 at the same time a total of six different times/seasons (twice in 2008-09) and for 17 total weeks. Prior to 2008-09, in each of the previous four seasons (13 total weeks) that UConn accomplished this feat, one or both of the teams went on to capture the national championship. In 1995, both teams were top-ranked for one week, February 13, 1995, and the women captured the 1995 title. In 1998-99, the teams spent six weeks together at the top spot and the men were crowned national champs. In 1999-00, the teams spent one week together at No. 1 and the women won the title. In 2003-04, both teams started the season ranked No. 1 and were together at the top of the rankings for five weeks, going on to become the only school in NCAA history to capture a men's and women's title in the same season. The UConn men's and women's teams repeated the dual championships in 2013-14, although the men's team was not ranked No. 1 during the season.

\*\*-- all notes in this section refer to the Associated Press national rankings

**HUSKIES IN THE ASSOCIATED PRESS WEEKLY POLL**

Year	AP	Week	Rank	Year	AP	Week	Rank
2022-23	AP	February 7	24	2016-17	AP	January 12	--
Preseason	arv	February 14	24	Preseason	18	January 19	--
November 14	25	February 21	21	November 14	arv	January 26	--
November 21	20	February 28	18			February 2	--
November 28	8	March 7	20	2015-16	AP	February 9	--
December 5	5	March 14	21	Preseason	20	February 16	--
December 12	3			November 16	19	February 23	--
December 19	2	2020-21	AP	November 23	18	March 2	--
December 26	2	Preseason	arv	November 30	arv	March 9	--
January 2	4	January 2	arv	December 7	arv	March 16	--
January 9	6	December 7	arv	December 14	25		
January 16	15	December 14	arv	December 21	arv	2013-14	AP
January 23	19	December 21	--	December 28	arv	Preseason	18
January 30	24	December 28	--	January 4	23	November 11	19
February 6	21	January 4	arv	January 11	--	November 18	18
February 13	20	January 11	25	January 18	--	November 25	13
February 20	18	January 18	23	January 25	arv	December 2	12
February 27	14	January 25	arv	February 1	--	December 9	9
March 6	11	February 1	arv	February 8	arv	December 16	10
March 13	10	February 8	--	February 15	--	December 23	15
		February 15	--	February 22	arv	December 30	17
2021-22	AP	February 22	--	February 29	arv	January 6	arv
Preseason	24	March 1	arv	March 7	--	January 13	arv
November 15	23	March 8	arv	March 14	arv	January 20	arv
November 22	22					January 27	arv
November 29	17	2019-20	AP	2014-15	AP	February 3	22
December 6	15	November 18	arv	Preseason	17	February 10	24
December 13	20			November 17	17	February 17	21
December 20	arv	2018-19	AP	November 24	24	February 24	arv
December 27	arv	November 19	arv	December 1	arv	March 3	19
January 3	arv	November 26	arv	December 8	--	March 10	21
January 10	arv			December 15	--	March 17	18
January 17	25	2017-18	AP	December 22	--		
January 24	20	Not ranked in any week.		December 29	--		
January 31	17			January 5	--		

HUSKIES IN THE WEEKLY ASSOCIATED PRESS POLL

<b>2012-13</b>	<b>AP</b>	November 24	2	<b>March 13</b>	<b>2</b>	February 10	--	February 3	7	February 15	--
Preseason	23	December 1	2			February 17	--	February 10	6	February 22	--
November 12	23	December 8	2	<b>2004-05</b>	<b>AP</b>	February 24	23	February 17	7	March 1	--
November 19	21	December 15	2	Preseason	8	March 3	19	February 24	6	March 8	--
November 26	arv	December 22	2	November 22	7	<b>March 10</b>	<b>10</b>	March 3	6	<b>March 15</b>	--
December 3	arv	December 29	2	November 29	7			<b>March 10</b>	<b>6</b>		
December 10	arv	January 5	5	December 6	7	<b>2000-01</b>	<b>AP</b>			<b>1991-92</b>	<b>AP</b>
December 17	arv	January 12	4	December 13	11	Pre-Season	14	Pre-Season	6	Pre-Season	15
December 24	arv	January 19	3	December 20	11	November 14	13	November 20	6	November 25	15
December 31	arv	January 26	2	December 27	11	November 21	12	November 27	9	December 2	12
January 7	--	February 2	1	January 3	10	November 28	16	December 4	9	December 9	8
January 14	arv	February 9	1	January 10	12	December 5	15	December 7	9	December 16	7
January 21	--	February 16	1	January 17	16	December 12	11	December 11	8	December 23	5
January 28	--	February 23	2	January 24	19	December 19	11	December 18	8	December 30	5
February 4	arv	March 2	1	January 31	23	December 26	10	December 26	7	January 6	5
February 11	--	March 9	5	February 7	19	January 2	10	January 2	7	January 13	8
February 18	--	<b>March 16</b>	<b>5</b>	February 14	18	January 9	13	January 8	6	January 20	7
February 25	arv			February 21	17	January 16	t15	January 15	5	January 27	6
March 4	--	<b>2007-08</b>	<b>AP</b>	February 28	15	January 23	24	January 22	4	February 3	10
March 11	--	Preseason	arv	March 7	12	January 30	--	January 29	4	February 10	18
<b>March 18</b>	--	November 12	arv	<b>March 14</b>	<b>13</b>	February 6	--	February 5	4	February 17	21
		November 19	arv			February 13	--	February 12	3	February 24	24
<b>2011-12</b>	<b>AP</b>	November 26	arv	<b>2003-04</b>	<b>AP</b>	February 20	--	February 19	3	March 2	--
Preseason	4	December 3	arv	Preseason	1	February 27	--	February 26	4	March 9	--
November 14	4	December 10	--	November 17	1	March 6	--	March 5	3	<b>March 16</b>	--
November 21	4	December 17	--	November 24	1	<b>March 13</b>	--	<b>March 12</b>	<b>3</b>		
November 28	8	December 24	--	December 1	3						
December 5	9	December 31	--	December 8	2	<b>1999-00</b>	<b>AP</b>	<b>1994-95</b>	<b>AP</b>	<b>1990-91</b>	<b>AP</b>
December 12	9	January 7	arv	December 15	1	Pre-Season	1	Pre-Season	19	Pre-Season	17
December 19	8	January 14	arv	December 22	1	November 16	8	November 21	16	November 27	15
December 26	9	January 21	--	December 29	1	November 23	7	November 28	16	December 4	14
January 2	8	January 28	arv	January 5	1	November 30	5	December 5	10	December 11	16
January 9	17	February 4	19	January 12	1	December 7	6	December 12	10	December 18	15
January 16	13	February 11	17	January 19	4	December 14	3	December 19	10	December 25	13
January 23	24	February 18	13	January 26	6	December 21	2	December 26	8	January 1	12
January 30	arv	February 25	15	February 2	5	December 28	2	January 2	6	January 8	9
February 6	--	March 3	13	February 9	5	January 4	2	January 9	2	January 15	13
February 13	--	March 10	15	February 16	8	January 11	5	January 16	2	January 22	19
February 20	--	<b>March 17</b>	<b>16</b>	February 23	8	January 18	8	January 23	2	January 29	--
February 27	--			March 1	7	January 25	6	January 30	4	February 5	--
March 5	--	<b>2006-07</b>	<b>AP</b>	March 8	9	February 1	7	February 6	3	February 12	--
<b>March 12</b>	--	Preseason	18	<b>March 15</b>	<b>7</b>	February 8	13	February 13	1	February 19	--
		November 13	21			February 15	18	February 20	4	February 26	--
<b>2010-11</b>	<b>AP</b>	November 20	18	<b>2002-03</b>	<b>AP</b>	February 22	22	February 27	4	March 5	--
Preseason	--	November 27	20	Pre-Season	15	February 29	24	March 6	6	<b>March 12</b>	--
November 15	--	December 4	19	November 18	14	March 7	21	<b>March 13</b>	<b>8</b>	<b>1989-90</b>	<b>AP</b>
November 22	arv	December 11	14	November 25	12	<b>March 14</b>	<b>20</b>			Pre-Season	--
November 29	7	December 18	14	December 1	11			<b>1993-94</b>	<b>AP</b>	November 27	--
December 5	6	December 25	12	December 8	9	<b>1998-99</b>	<b>AP</b>	Pre-Season	--	December 5	--
December 12	4	January 1	18	December 15	8	Pre-Season	2	November 22	--	December 12	--
December 19	4	January 8	24	December 22	6	November 17	2	November 29	--	December 19	--
December 26	4	January 15	arv	December 29	5	November 24	2	December 6	21	December 26	--
January 2	8	January 22	arv	January 5	3	December 1	1	December 13	16	January 2	--
January 9	10	January 29	---	January 12	t6	December 8	1	December 20	15	January 9	--
January 16	8	February 5	---	January 19	11	December 15	1	December 27	14	January 16	--
January 23	5	February 12	---	January 26	14	December 22	1	January 3	16	January 23	20
January 30	6	February 19	---	February 2	18	December 29	1	January 10	14	January 30	13
February 6	10	February 26	---	February 9	23	January 5	1	January 17	10	February 6	8
February 13	13	March 5	---	February 16	arv	January 12	1	January 24	6	February 13	10
February 20	14	<b>March 12</b>	<b>---</b>	February 16	arv	January 19	1	January 31	5	February 20	6
February 27	16			February 23	arv	January 26	1	February 7	6	February 27	4
March 6	21	<b>2005-06</b>	<b>AP</b>	March 2	arv	February 2	1	February 14	3	March 6	8
<b>March 13</b>	<b>9</b>	Preseason	3	March 9	arv	February 9	2	February 21	5	<b>March 13</b>	<b>4</b>
		November 14	3	<b>March 16</b>	<b>23</b>	February 16	2	February 28	4		
<b>2009-10</b>	<b>AP</b>	November 21	3			February 23	4	March 7	2	<b>1988-89</b>	<b>AP</b>
Preseason	12	November 28	3	<b>2001-02</b>	<b>AP</b>	March 2	3	<b>March 14</b>	<b>4</b>	Pre-Season	--
November 16	12	December 5	3	Pre-Season	--	March 9	arv			November 27	--
November 23	13	December 12	2	November 11	--	<b>March 9</b>	<b>3</b>	<b>1992-93</b>	<b>AP</b>	December 5	--
November 30	14	December 19	2	November 18	--			Pre-Season	16	December 12	--
December 7	14	December 26	2	November 25	--	<b>1997-98</b>	<b>AP</b>	November 23	16	December 19	--
December 14	14	January 2	2	December 2	--	Pre-Season	12	November 30	25	December 26	--
December 21	11	January 9	4	December 9	--	November 18	12	December 7	--	January 2	--
December 28	10	January 16	3	December 16	--	November 25	11	December 14	24	January 9	--
January 4	13	January 23	1	December 23	--	December 2	12	December 21	22	January 16	--
January 11	15	January 30	1	December 30	--	December 9	13	December 28	23	January 23	20
January 18	arv	February 6	1	January 6	--	December 16	12	January 4	19	January 30	13
January 25	19	February 13	1	January 13	--	December 23	11	January 17	10	February 6	8
<b>2008-09</b>	<b>AP</b>	February 20	3	January 20	25	December 30	10	January 24	6	February 13	10
Preseason	2	February 27	2	January 27	17	January 6	8	January 31	5	February 20	6
November 17	2	March 6	1	February 3	--	January 13	10	February 7	6	February 27	4
						January 20	8	February 14	3	March 6	8
						January 27	9	February 21	5	<b>March 13</b>	<b>4</b>
								February 28	4		
								March 7	2	<b>1988-89</b>	<b>AP</b>
								<b>March 14</b>	<b>4</b>	Pre-Season	--
										November 27	--
								<b>1992-93</b>	<b>AP</b>	December 5	--
								Pre-Season	16	December 12	--
								November 23	16	December 19	--
								November 30	25	December 26	--
								December 7	--	January 2	--
								December 14	24	January 9	--
								December 21	22	January 16	--
								December 28	23	January 23	20
								January 4	19	January 30	13
								January 11	15	February 6	8
								January 18	17	February 13	10
								January 25	22	February 20	6
								February 1	--	February 27	4
								February 8	--	March 6	8
										<b>March 13</b>	<b>4</b>
										<b>1988-89</b>	<b>AP</b>
										UConn was ranked for one week during this season.	
										December 13	18
										<b>1980-81</b>	<b>AP</b>
										UConn was ranked for two weeks during this season.	
										January 20	20
										January 27	20
										<b>1953-54</b>	<b>AP</b>
										UConn was ranked for two weeks during this season.	
										January 26	18
										March 2	19

UCONN VS. NATIONALLY-RANKED OPPONENTS (AP rankings)

Date	Opponent	Opp. Rank	UConn Rank	Score
<b>2022-23 (7-5)</b>				
11/25/22	vs. Alabama (N)	18	20	W, 82-67
12/31/22	at Xavier	22	2	L, 73-83
1/11/23	at Marquette	25	6	L, 76-82
1/25/23	Xavier (GP)	13	19	L, 79-82
2/7/23	Marquette (XL)	10	21	W, 87-72
2/11/23	at Creighton	23	21	L, 53-56
2/22/23	Providence (GP)	20	18	W, 87-69
3/10/23	vs. Marquette (N)	6	11	L, 68-70
3/19/23	vs. Saint Mary's (N)	19	10	W, 70-55
3/25/23	vs. Gonzaga (N)	9	10	W, 82-54
4/1/23	vs. Miami (N)	16	10	W, 72-59
4/3/23	vs. San Diego State	18	10	W, 76-59

Date	Opponent	Opp. Rank	UConn Rank	Score
<b>2021-22 (3-4)</b>				
11/24/21	vs. Auburn (N)	19	22	W, 115-109 (2 ot)
1/8/22	at Seton Hall	24	arv	L, 87-90 (ot)
2/5/22	at Villanova	12	17	L, 74-85
2/8/22	Marquette (XL)	18	24	W, 80-72
2/11/22	at Xavier	25	24	L, 68-74
2/22/22	Villanova (XL)	8	21	W, 71-69
3/11/22	vs. Villanova (N)	8	20	L, 60-63

Date	Opponent	Opp. Rank	UConn Rank	Score
<b>2020-21 (0-4)</b>				
12/20/20	Creighton (GP)	9	--	L, 74-76 (ot)
1/23/21	at Creighton	11	23	L, 66-74
2/20/21	at Villanova	10	--	L, 60-68
3/12/21	Creighton (N-MSG)	17	--	L, 56-59

Date	Opponent	Opp. Rank	UConn Rank	Score
<b>2019-20 (2-4)</b>				
11/17/19	Florida (GP)	15	--	W, 62-59
11/22/19	Xavier (N)	18	--	L, 74-75 (2 ot)
1/12/20	Wichita State (XL)	23	--	L, 86-89 (2 ot)
1/18/20	at Villanova	14	--	L, 55-61
1/23/20	at Houston	25	--	L, 59-63
3/5/20	Houston (GP)	21	--	W, 77-71

Date	Opponent	Opp. Rank	UConn Rank	Score
<b>2018-19 (1-3)</b>				
11/15/18	Syracuse (N)	15	--	W, 83-76
12/8/18	Florida State (N)	11	--	L, 71-79
2/14/19	Houston (XL)	9	--	L, 63-71
3/15/19	Houston (N)	11	--	L, 45-84

Date	Opponent	Opp. Rank	UConn Rank	Score
<b>2017-18 (0-8)</b>				
11/24/17	Michigan State (N)	4	--	L, 57-77
12/21/17	at Arizona	18	--	L, 58-73
12/30/17	Wichita State (XL)	8	--	L, 62-72
1/20/18	Villanova (XL)	1	--	L, 61-81
2/3/18	Cincinnati (GP)	8	--	L, 57-65
2/10/18	at Wichita State	22	--	L, 74-95
2/22/18	at Cincinnati	11	--	L, 52-77
3/4/18	at Houston	25	--	L, 71-81

Date	Opponent	Opp. Rank	UConn Rank	Score
<b>2016-17 (0-5)</b>				
11/23/16	Oregon (N)	13	--	L, 69-79
2/4/17	at Cincinnati	14	--	L, 68-82
2/25/17	SMU (XL)	17	--	L, 61-69
3/5/17	Cincinnati (GP)	18	--	L, 47-67
3/11/17	Cincinnati (N-XL)	15	--	L, 71-81

Date	Opponent	Opp. Rank	UConn Rank	Score
<b>2015-16 (1-4)</b>				
11/27/15	Gonzaga (N)	10	18	L, 70-73
12/8/15	Maryland (N)	6	arv	L, 66-76
2/18/16	SMU (XL)	21	--	W, 68-62
3/3/16	at SMU	24	--	L, 54-80
3/19/16	Kansas (N)	1	arv	L, 61-73

Date	Opponent	Opp. Rank	UConn Rank	Score
<b>2014-15 (1-4)</b>				
11/30/14	Texas (GP)	7	24	L, 54-55
12/18/14	vs. Duke (Izod Cntr)	2	--	L, 56-66
2/14/15	at SMU	25	--	L, 55-73
3/1/15	SMU (XL)	21	--	W, 81-73
3/15/15	vs. SMU (N-XL)	20	--	L, 54-62

Date	Opponent	Opp. Rank	UConn Rank	Score
<b>2013-14 (10-4)</b>				
12/2/13	Florida (GP)	15	12	W, 65-64
1/16/14	at Memphis	17	--	W, 83-73
1/18/14	Louisville (GP)	18	--	L, 64-76
2/6/14	at Cincinnati	7	22	L, 58-63
2/15/14	Memphis (XL)	20	24	W, 86-81 (ot)
3/1/14	Cincinnati (XL)	11	--	W, 51-45
3/8/14	at Louisville	11	19	L, 48-81
3/13/14	at Memphis	19	21	W, 72-53
3/14/14	vs. Cincinnati (N)	13	21	W, 58-56
3/15/14	vs. Louisville (N)	5	21	L, 61-71
3/22/14	vs. Villanova (N)	6	18	W, 77-65
3/28/14	vs. Iowa St. (N)	9	18	W, 81-76
3/30/14	vs. Michigan St. (N)	11	18	W, 60-54
4/5/14	vs. Florida (N)	1	18	W, 63-53

Date	Opponent	Opp. Rank	UConn Rank	Score
<b>2012-13 (3-3)</b>				
11/9/12	vs. Michigan State	14	23	W, 66-62
12/4/12	vs. N. Carolina State	25	--	L, 65-69
1/12/13	at Notre Dame	17	--	W, 65-58
1/14/13	Louisville (XL)	1	--	L, 58-73
2/13/13	Syracuse (XL)	6	--	W, 66-58
2/27/13	Georgetown (GP)	7	--	L, 78-79 (2 ot)

Date	Opponent	Opp. Rank	UConn Rank	Score
<b>2011-12 (2-6)</b>				
11/26/11	vs. Florida State	22	4	W, 78-76 (ot)
12/8/11	Harvard (GP)	25	9	W, 67-53
2/1/12	at Georgetown	14	--	L, 44-58
2/6/12	at Louisville	24	--	L, 59-80
2/11/12	at Syracuse	2	--	L, 67-85
2/18/12	Marquette (GP)	12	--	L, 64-79
2/25/12	Syracuse (GP)	2	--	L, 69-71
3/8/12	vs. Syracuse	2	--	L, 55-58

Date	Opponent	Opp. Rank	UConn Rank	Score
<b>2010-11 (12-6)</b>				
11/23/10	vs. Michigan St.	2	--	W, 70-67
11/24/10	vs. Kentucky	8	--	W, 84-67
12/27/10	at Pittsburgh	6	4	L, 63-78
1/4/11	at Notre Dame	15	8	L, 70-73
1/8/11	at Texas	12	8	W, 82-81 ot
1/17/11	Villanova (GP)	7	8	W, 61-59
1/29/11	Louisville (GP)	23	5	L, 78-79 2ot
2/2/11	Syracuse (XL)	17	7	L, 58-66
2/16/11	Georgetown (XL)	9	13	W, 78-70
2/18/11	at Louisville	16	13	L, 58-71
3/5/11	Notre Dame (GP)	8	16	L, 67-70
3/9/11	vs. Georgetown	22	21	W, 79-62
3/10/11	vs. Pittsburgh	3	21	W, 76-74
3/11/11	vs. Syracuse	11	21	W, 76-71 ot
3/12/11	vs. Louisville	14	21	W, 69-66
3/24/11	vs. San Diego State	6	9	W, 74-67
3/26/11	vs. Arizona	17	9	W, 65-63
4/2/11	vs. Kentucky	11	9	W, 56-55

Date	Opponent	Opp. Rank	UConn Rank	Score
<b>2009-10 (3-5)</b>				
11/27/09	vs. Duke	7	13	L, 59-68
12/9/09	vs. Kentucky	4	14	L, 61-64
1/9/10	at Georgetown	12	13	L, 69-72
1/13/10	Pittsburgh (XL)	16	15	L, 57-67
1/23/10	Texas (GP)	1	nr	W, 88-74
2/10/10	at Syracuse	2	nr	L, 67-72
2/15/10	at Villanova	3	nr	W, 84-75
2/22/10	West Virginia (XL)	8	nr	W, 73-62

Date	Opponent	Opp. Rank	UConn Rank	Score
<b>2008-09 (11-5)</b>				
11/23/08	vs. Miami	17	2	W, 76-63
11/24/08	vs. Wisconsin	25	2	W, 76-57
12/20/08	vs. Gonzaga	8	2	W, 88-83 ot
12/29/08	Georgetown (XL)	11	2	L, 63-74
1/6/09	at West Virginia	25	5	W, 61-55
1/21/09	Villanova (XL)	20	3	W, 89-83
1/24/09	at Notre Dame	19	3	W, 69-61
2/2/09	at Louisville	5	1	W, 68-51
2/11/09	Syracuse (GP)	23	1	W, 63-49
2/16/09	Pittsburgh (XL)	4	1	L, 68-76

Date	Opponent	Opp. Rank	UConn Rank	Score
2/25/09	at Marquette	8	2	W, 93-82
3/7/09	at Pittsburgh	3	1	L, 60-70
3/12/09	vs. Syracuse	18	3	L, 117-127 6ot
3/26/09	vs. Purdue	17	5	W, 72-60
3/28/09	vs. Missouri	9	5	W, 82-75
4/4/09	vs. Michigan St.	8	5	L, 73-82

Date	Opponent	Opp. Rank	UConn Rank	Score
<b>2007-08 (4-3)</b>				
11/16/07	vs. Memphis	3	nr	L, 70-81
12/1/07	vs. Gonzaga	19	nr	L, 82-85
1/12/08	at Georgetown	7	nr	L, 69-72
1/20/08	Marquette (gp)	13	nr	W, 89-73
1/26/08	at Indiana	7	nr	W, 68-63
2/2/08	Pittsburgh (xi)	18	nr	W, 60-53
2/13/08	Notre Dame (gp)	20	17	W, 84-78

Date	Opponent	Opp. Rank	UConn Rank	Score
<b>2006-07 (0-4)</b>				
1/6/07	at LSU	14	18	L, 49-66
1/16/07	at Pittsburgh	6	nr	L, 54-63
2/25/07	Louisville (hcc)	20	nr	L, 69-76
3/3/07	at Georgetown	10	nr	L, 46-59

Date	Opponent	Opp. Rank	UConn Rank	Score
<b>2005-06 (10-1)</b>				
11/22/05	vs. Arizona	9	3	W, 79-70
11/23/05	vs. Gonzaga	8	3	W, 65-63
1/9/06	Cincinnati (hcc)	25	4	W, 70-59
1/16/06	at Syracuse	20	3	W, 88-80
1/21/06	at Louisville	17	3	W, 71-58
1/31/06	Pittsburgh (gp)	9	1	W, 80-76
2/4/06	at Indiana	22	1	W, 88-80
2/13/06	at Villanova	4	1	L, 64-69
2/18/06	at West Virginia	11	1	W, 81-75
2/26/06	Villanova (gp)	2	3	W, 89-75
3/24/06	vs. Washington	17	2	W, 98-92 ot

Date	Opponent	Opp. Rank	UConn Rank	Score
<b>2004-05 (4-5)</b>				
1/5/05	Boston College	25	10	L, 70-75
1/10/05	at Oklahoma	25	12	L, 65-77
1/22/05	Pittsburgh	21	16	L, 66-76
2/2/05	Villanova	24	23	W, 81-76
2/7/05	at Syracuse	8	19	W, 74-66
2/13/05	North Carolina	2	19	L, 70-77
2/26/05	at Pittsburgh	18	17	W, 73-64
3/5/05	Syracuse	13	15	W, 88-70
3/1/05	vs. Syracuse	18	12	L, 63-67

Date	Opponent	Opp. Rank	UConn Rank	Score
<b>2003-04 (6-3)</b>				
1/11/04	Oklahoma (gp)	6	1	W, 86-59
1/17/04	at North Carolina	9	1	L, 86-83
1/19/04	Pittsburgh (hcc)	9	4	W, 68-65
2/2/04	Syracuse (hcc)	18	5	W, 84-56
2/15/04	at Pittsburgh	4	5	L, 75-68
3/7/04	at Syracuse	24	7	L, 67-56
3/13/04	vs. Pittsburgh	6	9	W, 61-58
4/3/04	vs. Duke	6	7	W, 79-78
4/5/04				



UCONN VS. NATIONALLY-RANKED OPPONENTS (AP rankings)

Date	Opponent	Opp. Rank	UConn Rank	Score	Date	Opponent	Opp. Rank	UConn Rank	Score	Date	Opponent	Opp. Rank	UConn Rank	Score
<b>2000-2001 (3-3)</b>					<b>1999-2000 (5-4)</b>					<b>1998-99 (13-2)</b>				
12/9/00	Arizona (gp)	5	13	W, 71-69	11/12/99	vs. Duke	10	1	W, 71-66	11/12/98	vs. Washington	14	1	W, 69-48
1/15/01	at Texas	23	15	L, 60-56	12/7/99	vs. Arizona	2	6	W, 78-69	12/5/98	Michigan St. (gp)	9	1	W, 82-68
2/13/01	Boston Coll (hcc)	9	nr	W, 82-71	1/10/00	Texas (hcc)	15	4	W, 77-67	12/12/98	at Pittsburgh	18	1	W, 70-69
2/19/01	at Syracuse	17	nr	L, 65-60	1/24/00	at Syracuse	4	6	L, 88-74	1/20/99	at Miami	25	1	W, 70-68 ot
2/26/01	Notre Dame (hcc)	13	nr	W, 75-59	2/5/00	at Michigan State	6	7	L, 85-66	1/30/99	at St. John's	9	1	W, 78-74
3/7/01	vs. Syracuse	14	nr	L, 86-75	2/14/00	at Seton Hall	23	18	W, 59-50	2/1/99	Syracuse (hcc)	16	1	L, 59-42
<b>1997-98 (4-3)</b>					<b>1996-97 (1-3)</b>					<b>1995-96 (5-3)</b>				
11/19/97	Rhode Island (gp)	20	12	W, 80-67	11/15/96	vs. Indiana	24	nr	L, 68-61	11/24/95	vs. Iowa	10	6	L, 101-95 ot
11/26/97	vs. Florida St.	25	11	L, 67-60	12/7/96	Boston Coll. (gp)	20	nr	W, 61-54	1/9/96	Villanova (gp)	7	6	W, 81-73
1/24/98	at Syracuse	15	8	W, 63-54	1/19/97	Kansas (hcc)	1	nr	L, 73-65	1/21/96	Syracuse (hcc)	12	4	W, 79-70
2/7/98	Stanford (gp)	9	7	W, 76-56	2/23/97	at Villanova	19	nr	L, 65-58	2/19/96	at Georgetown	13	3	L, 77-65
2/11/98	at West Virginia	16	6	L, 80-62	<b>1994-95 (7-4)</b>					<b>1993-94 (2-2)</b>				
3/7/98	vs. Syracuse	22	6	W, 69-64	11/29/94	vs. Duke	8	16	W, 90-86	11/29/93	at Virginia	12	nr	W, 77-36
3/21/98	vs. North Carolina	1	5	L, 75-64	1/16/95	Georgetown (hcc)	10	2	W, 93-73	1/8/94	Boston Coll. (gp)	20	16	W, 77-71
<b>1996-97 (1-3)</b>					<b>1995-96 (5-3)</b>					<b>1994-95 (7-4)</b>				
11/15/96	vs. Indiana	24	nr	L, 68-61	11/24/95	vs. Iowa	10	6	L, 101-95 ot	1/23/95	Syracuse (gp)	6	2	W, 86-75
12/7/96	Boston Coll. (gp)	20	nr	W, 61-54	1/9/96	Villanova (gp)	7	6	W, 81-73	1/28/95	at Kansas	7	2	L, 88-59
1/19/97	Kansas (hcc)	1	nr	L, 73-65	1/21/96	Syracuse (hcc)	12	4	W, 79-70	2/12/95	at Syracuse	9	3	W, 77-70
2/23/97	at Villanova	19	nr	L, 65-58	2/19/96	at Georgetown	13	3	L, 77-65	2/14/95	at Georgetown	22	1	W, 91-85
<b>1995-96 (5-3)</b>					<b>1994-95 (7-4)</b>					<b>1993-94 (2-2)</b>				
11/24/95	vs. Iowa	10	6	L, 101-95 ot	11/29/94	vs. Duke	8	16	W, 90-86	11/29/93	at Virginia	12	nr	W, 77-36
1/9/96	Villanova (gp)	7	6	W, 81-73	1/16/95	Georgetown (hcc)	10	2	W, 93-73	1/8/94	Boston Coll. (gp)	20	16	W, 77-71
1/21/96	Syracuse (hcc)	12	4	W, 79-70	1/23/95	Syracuse (gp)	6	2	W, 86-75	2/1/94	at Syracuse	15	5	L, 108-95
2/19/96	at Georgetown	13	3	L, 77-65	1/28/95	at Kansas	7	2	L, 88-59	3/25/94	vs. Florida	14	4	L, 69-60
2/25/96	at Villanova	4	3	W, 70-59	2/12/95	at Syracuse	9	3	W, 77-70	<b>1992-93 (1-4)</b>				
3/8/96	vs. Syracuse	15	3	W, 85-67	2/14/95	at Georgetown	22	1	W, 91-85	11/28/92	vs. Purdue	24	nr	L, 73-69
3/9/96	vs. Georgetown	4	3	W, 75-74	2/18/95	Villanova (gp)	15	1	L, 96-73	1/4/93	at Seton Hall	7	nr	L, 72-69
3/22/96	vs. Mississippi St.	19	3	L, 60-55	3/11/95	vs. Georgetown	22	5	W, 88-81	<b>1991-92 (3-4)</b>				
<b>1994-95 (7-4)</b>					<b>1993-94 (2-2)</b>					<b>1992-93 (1-4)</b>				
11/29/94	vs. Duke	8	16	W, 90-86	11/29/93	at Virginia	12	nr	W, 77-36	12/2/91	Wake Forest (hcc)	23	12	W, 84-75
1/16/95	Georgetown (hcc)	10	2	W, 93-73	1/8/94	Boston Coll. (gp)	20	16	W, 77-71	1/7/92	St. John's (gp)	17	5	W, 85-76
1/23/95	Syracuse (gp)	6	2	W, 86-75	1/8/94	Boston Coll. (gp)	20	16	W, 77-71	2/3/92	at Syracuse	13	10	L, 84-83
1/28/95	at Kansas	7	2	L, 88-59	2/1/94	at Syracuse	15	5	L, 108-95	2/19/92	at Georgetown	25	21	L, 60-58
2/12/95	at Syracuse	9	3	W, 77-70	3/25/94	vs. Florida	14	4	L, 69-60	3/1/92	at Seton Hall	22	24	L, 77-64
2/14/95	at Georgetown	22	1	W, 91-85	<b>1992-93 (1-4)</b>					<b>1991-92 (3-4)</b>				
2/18/95	Villanova (gp)	15	1	L, 96-73	11/28/92	vs. Purdue	24	nr	L, 73-69	12/2/91	Wake Forest (hcc)	23	12	W, 84-75
3/11/95	vs. Georgetown	22	5	W, 88-81	1/4/93	at Seton Hall	7	nr	L, 72-69	1/7/92	St. John's (gp)	17	5	W, 85-76
3/12/95	vs. Villanova	10	5	L, 94-78	<b>1991-92 (3-4)</b>					<b>1990-91 (4-7)</b>				
3/23/95	vs. Maryland	10	8	W, 99-89	12/2/91	Wake Forest (hcc)	23	12	W, 84-75	12/6/90	at North Carolina	10	14	L, 79-64
3/25/95	vs. UCLA	1	8	L, 102-96	1/7/92	St. John's (gp)	10	9	L, 72-59	1/5/91	Pittsburgh (hcc)	11	12	W, 81-76
<b>1993-94 (2-2)</b>					<b>1992-93 (1-4)</b>					<b>1991-92 (3-4)</b>				
11/29/93	at Virginia	12	nr	W, 77-36	11/28/92	vs. Purdue	24	nr	L, 73-69	1/12/91	St. John's (gp)	10	9	L, 72-59
1/8/94	Boston Coll. (gp)	20	16	W, 77-71	1/4/93	at Seton Hall	7	nr	L, 72-69	1/16/91	at Syracuse	8	13	L, 81-79 ot
2/1/94	at Syracuse	15	5	L, 108-95	<b>1990-91 (4-7)</b>					<b>1989-90 (6-4)</b>				
3/25/94	vs. Florida	14	4	L, 69-60	12/6/90	at North Carolina	10	14	L, 79-64	1/2/90	at St. John's	16	nr	L, 93-62
<b>1992-93 (1-4)</b>					<b>1991-92 (3-4)</b>					<b>1988-89 (1-7)</b>				
11/28/92	vs. Purdue	24	nr	L, 73-69	12/2/91	Wake Forest (hcc)	23	12	W, 84-75	1/7/89	Providence (hcc)	20	nr	L, 80-78
1/4/93	at Seton Hall	7	nr	L, 72-69	1/7/92	St. John's (gp)	10	9	L, 72-59	1/14/89	at Seton Hall	13	nr	L, 76-62
<b>1991-92 (3-4)</b>					<b>1990-91 (4-7)</b>					<b>1988-89 (1-7)</b>				
12/2/91	Wake Forest (hcc)	23	12	W, 84-75	12/6/90	at North Carolina	10	14	L, 79-64	1/16/89	Syracuse (hcc)	11	nr	W, 68-62
1/7/92	St. John's (gp)	17	5	W, 85-76	1/5/91	Pittsburgh (hcc)	11	12	W, 81-76	1/21/89	at Georgetown	3	nr	L, 59-55
2/3/92	at Syracuse	13	10	L, 84-83	1/12/91	St. John's (gp)	10	9	L, 72-59	2/8/89	Georgetown (hcc)	2	nr	L, 70-58
2/19/92	at Georgetown	25	21	L, 60-58	1/16/91	at Syracuse	8	13	L, 81-79 ot	2/15/89	Seton Hall (hcc)	12	nr	L, 72-69
3/1/92	at Seton Hall	22	24	L, 77-64	1/22/91	at St. John's	10	19	L, 65-62	2/28/89	at Syracuse	6	nr	L, 88-72
3/4/92	Syracuse (hcc)	21	nr	W, 85-78	1/28/91	Syracuse	6	nr	L, 68-66	3/10/89	vs. Seton Hall	11	nr	L, 74-66
3/21/92	vs. Ohio St.	3	nr	L, 78-55	2/11/91	Georgetown (hcc)	20	nr	W, 61-55	<b>1987-88 (2-5)</b>				
<b>1990-91 (4-7)</b>					<b>1989-90 (6-4)</b>					<b>1987-88 (2-5)</b>				
12/6/90	at North Carolina	10	14	L, 79-64	1/2/90	at St. John's	16	nr	L, 93-62	1/13/88	at Pittsburgh	6	nr	L, 61-58
1/5/91	Pittsburgh (hcc)	11	12	W, 81-76	1/15/90	Syracuse (hcc)	5	nr	W, 70-59	1/16/88	at Syracuse	9	nr	W, 51-50
1/12/91	St. John's (gp)	10	9	L, 72-59	1/20/90	Georgetown (hcc)	2	nr	W, 70-65	1/30/88	at Georgetown	15	nr	L, 60-59
1/16/91	at Syracuse	8	13	L, 81-79 ot	1/27/90	St. John's (gp)	15	20	W, 72-58	2/6/88	Georgetown (hcc)	14	nr	W, 66-59
1/22/91	at St. John's	10	19	L, 65-62	2/10/90	at Syracuse	6	8	L, 90-86	2/20/88	Syracuse (hcc)	12	nr	L, 73-71
1/28/91	Syracuse	6	nr	L, 68-66	2/28/90	at Georgetown	7	4	L, 84-64	2/27/88	Pittsburgh (hcc)	6	nr	L, 74-69
2/11/91	Georgetown (hcc)	20	nr	W, 61-55	3/10/90	vs. Georgetown	5	8	W, 65-60	3/11/88	vs. Pittsburgh	5	nr	L, 75-58
2/23/91	at Georgetown	25	nr	L, 71-57	3/11/90	vs. Syracuse	4	8	W, 78-75	<b>1986-87 (0-9)</b>				
2/27/91	Seton Hall (gp)	20	nr	W, 62-60 ot	3/22/90	vs. Clemson	17	3	W, 71-70	12/6/86	Purdue (hcc)	4	nr	L, 88-70
3/14/91	vs. LSU	22	nr	W, 79-62	3/22/90	vs. Clemson	17	3	W, 71-70	1/3/87	Syracuse (nhc)	7	nr	L, 88-71
3/22/91	vs. Duke	6	nr	L, 81-67	3/24/90	vs. Duke	15	3	L, 79-78 ot	1/17/87	St. John's (hcc)	13	nr	L, 69-54
<b>1989-90 (6-4)</b>					<b>1988-89 (1-7)</b>					<b>1986-87 (0-9)</b>				
1/2/90	at St. John's	16	nr	L, 93-62	1/7/89	Providence (hcc)	20	nr	L, 80-78	1/21/87	at Georgetown	15	nr	L, 65-51
1/15/90	Syracuse (hcc)	5	nr	W, 70-59	1/14/89	at Seton Hall	13	nr	L, 76-62	1/31/87	at Pittsburgh	17	nr	L, 73-52
1/20/90	Georgetown (hcc)	2	nr	W, 70-65	1/16/89	Syracuse (hcc)	11	nr	W, 68-62	2/7/87	at Syracuse	11	nr	L, 59-53
1/27/90	St. John's (gp)	15	20	W, 72-58	1/21/89	at Georgetown	3	nr	L, 59-55	2/11/87	Georgetown (hcc)	13	nr	L, 78-50
2/10/90	at Syracuse	6	8	L, 90-86	2/8/89	Georgetown (hcc)	2	nr	L, 70-58	2/18/87	at St. John's	20	nr	L, 76-55
2/28/90	at Georgetown	7	4	L, 84-64	2/15/89	Seton Hall (hcc)	12	nr	L, 72-69	2/21/87	Pittsburgh (hcc)	8	nr	L, 76-66
3/10/90	vs. Georgetown	5	8	W, 65-60	2/28/89	at Syracuse	6	nr	L, 88-72	<b>1985-86 (0-6)</b>				
3/11/90	vs. Syracuse	4	8	W, 78-75	3/10/89	vs. Seton Hall	11	nr	L, 74-66	1/8/86	at Georgetown	13	nr	L, 70-66
3/22/90	vs. Clemson	17	3	W, 71-70	<b>1988-89 (1-7)</b>					<b>1985-86 (0-6)</b>				
3/24/90	vs. Duke	15	3	L, 79-78 ot	1/7/89	Providence (hcc)	20	nr	L, 80-78	1/18/86	St. John's (hcc)	9	nr	L, 61-60
<b>1988-89 (1-7)</b>					<b>1987-88 (2-5)</b>					<b>1985-86 (0-6)</b>				
1/7/89	Providence (hcc)	20	nr	L, 80-78	1/13/88	at Pittsburgh	6	nr	L, 61-58	1/25/86	at Syracuse	9	nr	L, 80-67
1/14/89	at Seton Hall	13	nr	L, 76-62	1/16/88	at Syracuse	9	nr	W, 51-50	2/5/86	Georgetown (hcc)	11	nr	L, 80-63
1/16/89	Syracuse (hcc)	11	nr	W, 68-62	1/30/88	at Georgetown	15	nr	L, 60-59	2/15/86	at			

# 2023-24 UCONN MEN'S BASKETBALL / HISTORY

## UConn in the Weekly National Polls Under Head Coach Dan Hurley

Year	Weeks Ranked	Highest Rank
2022-23	18 of 19	2
2021-22	15 of 19	15
2020-21	11 of 16	23
2019-20	1 of 19	arv
2018-19	2 of 19	arv

## UConn in the Final National Polls Under Dan Hurley

Year	Record	AP	USA-ESPN
2022-23	31-8	10	1
2021-22	23-10	21	arv
2020-21	15-8	arv	arv
2019-20	19-12	--	--
2018-19	16-17	--	--

## UConn in the Weekly National Polls Under Head Coach Kevin Ollie

Year	Weeks Ranked	Highest Rank
2017-18	---	---
2016-17	1 of 19	18
2015-16	5 of 19	18
2014-15	3 of 19	17
2013-14	15 of 20	9
2012-13	2 of 19	21

## UConn in the Final National Polls Under Kevin Ollie

Year	Record	AP	USA-ESPN
2017-18	14-18	--	--
2016-17	16-17	--	--
2015-16	25-11	arv	arv
2014-15	20-15	--	--
2013-14	32-8	18	1
2012-13	20-10	--	not eligible

## UConn in the Weekly National Polls Under Head Coach Jim Calhoun

Year	Weeks Ranked	Highest Rank
2011-12	11 of 18	4
2010-11	16 of 19	4
2009-10	11 of 19	10
2008-09	19 of 19	1 (4 weeks)
2007-08	7 of 20	13
2006-07	10 of 19	12
2005-06	19 of 19	1 (5 weeks)
2004-05	18 of 18	7
2003-04	19 of 19	1 (8 weeks)
2002-03	15 of 19	3
2001-02	5 of 19	10
2000-01	12 of 19	10
1999-00	19 of 19	1 (1 week)
1998-99	18 of 18	1 (10 weeks)
1997-98	18 of 18	6
1996-97	0 of 18	--
1995-96	18 of 18	3
1994-95	18 of 18	1 (1 week)
1993-94	15 of 18	2
1992-93	10 of 18	15
1991-92	15 of 18	5
1990-91	10 of 17	9
1989-90	8 of 17	3
1988-89	1 of 18	18
1987-88	0 of 17	--
1986-87	0 of 16	--

## UConn in the Final National Polls Under Jim Calhoun

Year	Record	AP	UPI/USA-ESPN
2010-11	32-9	9	1
2008-09	31-5	5	3
2007-08	24-9	16	arv
2005-06	30-4	2	4
2004-05	23-8	13	17
2003-04	33-6	7	1
2002-03	23-10	23	11
2001-02	27-7	10	t6
1999-00	25-10	20	--
1998-99	34-2	3	1
1997-98	32-5	6	7
1995-96	30-2	3	8
1994-95	28-5	8	6
1993-94	29-5	4	7
1989-90	31-6	3	3

## Consecutive Weeks in the Polls

Streak	Dates
1. 77 weeks	Nov. 1997-to-Jan. 2001
2. 67 weeks	Mar. 2003-Jan. 2007
3. 51 weeks	Dec. 1993-Mar. 1996
4. 36 weeks	Feb. 2008-Jan. 2010
5. 18 weeks*	Nov. 2022-April 2023*-
5. 18 weeks	1989-90
7. 17 weeks	Feb. 2002-Feb. 2003

\* -- still active entering 2023-24 season




**UConn defeated No. 1 Florida in the 2014 NCAA National Semifinals.**





# UConn Basketball Record Book



**Chris Smith  
(1988-92)  
2,145 Points**



# INDIVIDUAL CAREER RECORDS

### Most Games Played

Gms	Name	Years
143	Shabazz Napier	2010-14
140	Kevin Freeman	1996-00
139	Niels Giffey	2010-14
138	Jake Voskuhl	1996-00
138^	Isaiah Whaley	2017-22
135	Denham Brown	2002-06
135	Tyler Olander	2010-14
135^	Tyler Polley	2017-22
134	Taliek Brown	2000-04
134	Ricky Moore	1995-99
133	Jeff Adrien	2005-09
133	Amida Brimah	2013-17
132	Tony Robertson	1999-03
132	Rashamel Jones	1995-99
132	Lyman DePriest	1987-91
131	Hilton Armstrong	2002-06
131	Craig Austrie	2005-09
130	Rashad Anderson	2002-06
129	Phillip Nolan	2012-16
128	Ryan Boatright	2011-15
128	Rod Sellers	1988-92
128	Tate George	1986-90
127	Chris Smith	1988-92
127	Christian Vital	2016-20
126	Stanley Robinson	2006-10
125	Omar Calhoun	2012-16

^ -- Five years eligibility

### Most Games Started

Gms	Name	Years
135	Jake Voskuhl	1996-00
128	Taliek Brown	2000-04
126	Kevin Freeman	1996-00
116	Tate George	1986-90
115	Chris Smith	1988-92
115	Ryan Boatright	2011-15
112	Rod Sellers	1988-92
106	Scott Burrell	1989-93
106	Khalid El-Amin	1997-00
103	Stanley Robinson	2006-10
103	Richard Hamilton	1996-99
102	Amida Brimah	2013-17
101	Jeff Adrien	2005-09
100	Josh Boone	2003-06
100	Ricky Moore	1995-99
99*	Jalen Aams	2015-19
98	Shabazz Napier	2010-14
96	Denham Brown	2002-06

\*61 games vacated; official NCAA total 38

449	Jerome Dyson	113	2006-10
447	Chris Smith	127	1988-92
438	Earl Kelley	94	1982-86
422	Tony Hanson	111	1973-77
422	Kevin Freeman	140	1996-00
417	Richard Hamilton	103	1996-99

### Highest Field Goal Pct. (min. 100 FGA)

FG-%	Name	FG-FGA	Years
65.5%	Donovan Clingan	(112-171)	2022-
63.7%	Amida Brimah	(347-545)	2013-17
61.1%	Hasheem Thabeet	(359-588)	2006-09
59.3%	Gavin Edwards	(233-393)	2006-10
59.0%	Emeka Okafor	(587-995)	2001-04
57.8%	Josh Boone	(382-661)	2003-06
56.6%	Chuck Aleksinas	(303-535)	1980-82
56.0%	Adama Sanogo	(533-951)	2020-23
55.5%	Isaiah Whaley	(106-191)	2017-22
54.8%	Rod Sellers	(409-747)	1988-92
54.4%	Edmund Saunders	(186-342)	1998-01
54.3%	Josh Carlton	(272-501)	2017-21

### Rebounds Per Game (min. 50 games played)

Avg.	Name	Games	Total Rebounds	Years
21.5	Art Quimby	80	1716 rebounds	1951-55
17.9	Toby Kimball	74	1324 rebounds	1962-65
13.7	Bill Corley	72	986 rebounds	1965-68
11.2	John Thomas	91	1023 rebounds	1972-76
11.1	Ron Hrubala	70	776 rebounds	1968-71
10.6	Emeka Okafor	103	1091 rebounds	2001-04
10.6	Al Cooper	67	708 rebounds	1956-59

### Total Rebounds

Rebs.	Name	Games	Years
1716	Art Quimby	80	1951-55
1324	Toby Kimball	74	1962-65
1126	Jeff Adrien	133	2005-09
1091	Emeka Okafor	103	2001-04
1023	John Thomas	91	1972-76
1017	Corny Thompson	114	1978-82
986	Bill Corley	72	1965-68
913	Kevin Freeman	140	1996-00
880	Jake Voskuhl	138	1996-00
847	Hasheem Thabeet	100	2006-09
842	Jeff Carr	111	1975-79

### Highest Free Throw Pct. (min. 75 attempts)

FT-FTA	Name	Years	
87.2%	Jordan Hawkins	(157-180)	2021-23
84.2%	Albert Mouring	(213-253)	1997-01
84.0%	Jalen Adams	(121-144)	2015-17
83.9%	Wes Bialosuknia	(343-409)	1964-67
83.7%	Niels Giffey	(72-86)	2010-14
83.6%	Christian Vital	(402-481)	2016-20
82.7%	Doug Wiggins	(81-98)	2006-08
82.6%	R.J. Cole	(166-201)	2020-22
82.6%	Richard Hamilton	(417-505)	1996-99
82.4%	Jalen Adams*	(257-312)	2015-19
82.3%	Craig Austrie	(214-260)	2005-09
82.2%	Earl Kelley	(438-533)	1982-86
82.2%	Khalid El-Amin	(295-359)	1997-00

\*61 games vacated; official NCAA total 84.3% (102-121)

### Steals Per Game (min. 50 games played)

Games	Name	Years	
2.61	Scott Burrell	119	1989-93
1.90	Doron Sheffer	102	1993-96
1.76	Shabazz Napier	143	2010-14
1.72	Khalid El-Amin	108	1997-00
1.69	Christian Vital	127	2016-20
1.67	Kemba Walker	111	2008-11
1.66	Jerome Dyson	113	2006-10
1.57	Ray Allen	101	1993-96
1.57	Tate George	128	1986-90
1.52	Chris Smith	127	1988-92

### Total Steals

Games	Name	Years	
310	Scott Burrell	119	1989-93
251	Shabazz Napier	143	2010-14
215	Christian Vital	127	2016-20
201	Tate George	128	1986-90
194	Doron Sheffer	102	1993-96
193	Chris Smith	127	1988-92
188	Jerome Dyson	113	2006-10
186	Khalid El-Amin	108	1997-00

### Assists Per Game (minimum 50 games played)

Games	Name	Years	
7.3	Marcus Williams	70	2003-06

### Most Points-- Total

Name	Years	Pts. (Avg)
Chris Smith	1988-92	2,145 (16.9)
Richard Hamilton	1996-99	2,036 (19.8)
Tony Hanson	1973-77	1,990 (17.9)
Shabazz Napier	2010-14	1,959 (13.7)
Ray Allen	1993-96	1,922 (19.0)
Corny Thompson	1978-82	1,810 (15.9)
Ben Gordon	2001-04	1,795 (16.9)
Ryan Boatright	2011-15	1,786 (14.0)
Kemba Walker	2008-11	1,783 (16.1)
Christian Vital	2016-20	1,735 (13.7)
Jalen Adams*	2015-19	1,706 (13.8)
Wes Bialosuknia	1964-67	1,673 (23.6)
Cliff Robinson	1985-89	1,664 (15.3)

\* 61 games vacated; official NCAA total 709

### Highest Scoring Average

Avg.	Name	Games	Points	Years
23.6	Wes Bialosuknia	71	1673 points	1964-67
20.7	Walt Dropo	41	848 points	1942-43, 45-47
19.8	Richard Hamilton	103	2036 points	1996-99
19.0	Ray Allen	101	1922 points	1993-96
19.0	Bob Boyd	59	1122 points	1968-71
18.4	Toby Kimball	74	1361 points	1962-65
18.1	Donyell Marshall	91	1648 points	1991-94
18.1	Bob Staak	71	1288 points	1968-71
18.0	Caron Butler	63	1136 points	2000-02
17.9	Tony Hanson	111	1990 points	1973-77

### Most Field Goals Made

FG	Name	Games	Years
784	Tony Hanson	111	1973-77
728	Chris Smith	127	1988-92
705	Ray Allen	101	1993-96
691	Richard Hamilton	103	1996-99
665	Wes Bialosuknia	71	1964-67
657	Corny Thompson	114	1978-82
655*	Jalen Adams	124	2015-19
636	Mike McKay	114	1978-82
624	Cliff Robinson	109	1985-89
602	Jeff Adrien	133	2005-09
598	Donyell Marshall	91	1991-94
595	Shabazz Napier	143	2010-14
590	Ben Gordon	106	2001-04

\*61 games vacated; official NCAA total 276

### Most Free Throws Made

FT	Name	Games	Years
509	Shabazz Napier	143	2010-14
501	Kemba Walker	111	2008-11
496	Corny Thompson	114	1978-82
455	Ryan Boatright	128	2010-15

INDIVIDUAL CAREER RECORDS

5.5	Doron Sheffer	102	1993-96	2.12	Jrdan Hawkins	64	2021-23
5.4	Taliek Brown	134	2000-04	2.09	Christian Vital	127	2016-20
5.3	Tate George	128	1986-90	1.97*	Rodney Purvis	102	2014-17
5.0	Kevin Ollie	124	1991-95	1.91	Chris Smith	127	1988-92
<b>Most Assists</b>				*33 games vacated; official NCAA total 1.79			
722	Taliek Brown	<b>Games</b>	<b>Years</b>	<b>Most 3-Point FG Made</b>		<b>Games</b>	<b>Years</b>
677	Tate George	134	2000-04	276	Rashad Anderson	130	2002-06
646	Shabazz Napier	128	1986-90	265	Christian Vital	127	2016-20
619	Kevin Ollie	143	2010-14	260	Shabazz Napier	143	2010-14
559	Doron Sheffer	124	1991-95	246	Ben Gordon	106	2001-04
534	Karl Hobbs	102	1993-96	242	Chris Smith	127	1988-92
511*	Jalen Adams	113	1980-84	237	Richard Hamilton	103	1996-99
*61 games vacated; official NCAA total 180				233	Ray Allen	101	1993-96
<b>Blocked Shots Per Game (min. 50 games played)</b>				201*	Rodney Purvis	102	2014-17
4.3	Emeka Okafor	<b>Games</b>	<b>Years</b>	*33 games vacated; official NCAA total 124			
4.2	Hasheem Thabeet	103	2001-04	<b>Most 3-Point FGA</b>		<b>Games</b>	<b>Years</b>
2.8	Amida Brimah	100	2006-09	740	Christian Vital	127	2016-20
2.7	Donyell Marshall	133	2013-17	715	Rashad Anderson	130	2002-06
2.2	Josh Boone	91	1991-94	693	Shabazz Napier	143	2010-14
<b>Most Blocked Shots</b>				627	Richard Hamilton	103	1996-99
441	Emeka Okafor	<b>Games</b>	<b>Years</b>	605	Chris Smith	127	1988-92
417	Hasheem Thabeet	103	2001-04	581	Ben Gordon	106	2001-04
367	Amida Brimah	100	2006-09	558*	Rodney Purvis	102	2014-17
245	Donyell Marshall	133	2013-17	550	Khalid El-Amin	108	1997-00
222	Josh Boone	91	1991-94	524	Ryan Boatright	128	2011-15
212^	Isaiah Whaley	103	2003-06	520	Ray Allen	101	1993-96
193	Jake Voskuhl	138	2017-22	*33 games vacated; official NCAA total 332			
191	Hilton Armstrong	138	1996-00	<b>Highest 3-Point FG Pct. (min. 100 3-pt. FGA)</b>		<b>3FG-FGA</b>	<b>Years</b>
179	Travis Knight	131	2002-06	44.8%	Ray Allen	(233-520)	1993-96
^ -- Five years eligibility				44.6%	Joey Calcaterra	(50-112)	2022-23
<b>3-Point FG Made Per Game (min. 50 games played)</b>				42.3%	Ben Gordon	(246-581)	2001-04
2.32	Ben Gordon	<b>Games</b>	<b>Years</b>	42.1%	Niels Giffey	(88-209)	2010-14
2.31	Ray Allen	106	2001-04	41.1%	Albert Mouring	(177-430)	1997-01
2.30	Richard Hamilton	101	1993-96	41.0%	Brian Fair	(194-473)	1991-95
2.12	Rashad Anderson	103	1996-99	40.6%	Phil Gamble	(141-347)	1985-89
		130	2002-06				

**1,000-POINT CLUB**

**Members through 2022-23: 52**

**Least games to reach 1,000**

Wes Bialosuknia, 47  
Bob Boyd, 53

Richard Hamilton, 55

**Most Games to reach 1,000**

Taliek Brown, 129  
Rod Sellers, 118

**Most Pts. in the game reaching 1,000**

Tony Hanson, 32, at Maine, 1/17/76

**Least Pts. in the game reaching 1,000**

Mike McKay, 4, vs. Seton Hall, 1/10/81

**UConn record in games**

**when a player reaches 1,000**

37-15 overall;  
9-8 on the road;  
21-5 at home;  
7-2 neutral

**Reaching 1,000 by Class**

Seniors-- 26;  
Juniors-- 20;  
Sophomores-- 6

**Reaching 1,000 by Month**

November-1; December-11;  
January-16; February-13; March-11

**MISCELLANEOUS INDIVIDUAL RECORDS AND STREAKS**

**Career Gms with Double Figure Points**

Chris Smith (1988-92)	107
Cory Thompson (1978-82)	101
Richard Hamilton (1996-99)	94
Ryan Boatright (2011-15)	93
Shabazz Napier (2010-2014)	92
Ray Allen (1993-96)	91
Mike McKay (1978-82)	91

**Consecutive Gms with Double Figure Points**

Ray Allen (1993-96)	67
Caron Butler (2000-02)	49
Donyell Marshall (1991-94)	36
Ben Gordon (2001-04)	36
Tony Hanson (1973-77)	32
Richard Hamilton (1996-99)	30

**Most 30-pt Gms in a Season**

Kemba Walker	11, 2010-11
Wes Bialosuknia	9, 1966-67
Donyell Marshall	7, 1993-94
Tony Hanson	7, 1976-77
Richard Hamilton	6, 1997-98
Wes Bialosuknia	6, 1964-65

**Most 30-pt Gms in a Career**

Wes Bialosuknia (1964-67)	17
Richard Hamilton (1996-99)	12
Kemba Walker (2008-11)	11
Tony Hanson (1973-77)	9

**Consecutive Gms with 20+ Points**

Donyell Marshall	23, 1993-94
Wes Bialosuknia	16, 1966-67
Kemba Walker	11, 2010-11

**Career Gms with 20+ Points as a Non-Starter**

Rashad Anderson (2002-06)	11
Brian Fair (1991-95)	9
Ben Gordon (2001-04)	5

**Career Gms with Double Figures as a Non-Starter**

John Gwynn (1988-91)	55
Rashad Anderson (2002-06)	50
Brian Fair (1991-95)	35
Tony Robertson (1999-03)	29
Ray Allen (1993-96)	24

**Consecutive Double Figure Gms as Non-Starter**

Phil Gamble (1985-89)	11
Rashad Anderson (2002-06)	9
Ben Gordon (2001-04)	8

**Career Double-Doubles**

Art Quimby (1951-55)	65
Toby Kimball (1962-65)	63
Emeka Okafor (2001-04)	53
Cory Thompson (1978-82)	53
Bill Corley (1965-68)	53

**Career Double-Double Average**

Emeka Okafor (2001-04)	13.8p, 10.6r
Art Quimby (1951-55)	17.5p, 21.5r
Toby Kimball (1962-65)	18.4p, 17.9r
Bill Corley (1965-68)	16.9p, 13.7r
Ron Hrubala (1968-71)	13.1p, 11.1r
Al Cooper (1956-59)	11.9p, 10.6r

**Consecutive Double-Doubles**

Toby Kimball (1962-65)	38, 1963-65
------------------------	-------------

**WINNINGEST FOUR-YEAR SPANS IN UCONN BASKETBALL HISTORY**

<b>Years</b>	<b>Four-Year Seniors</b>	<b>Record</b>
1995-96 through 1998-99	Ricky Moore, Rashamel Jones, Antric Klaiber	114-24
1997-98 through 2000-01	Albert Mouring, Souleymane Wane	111-29
2002-03 through 2005-06	Rashad Anderson, Hilton Armstrong, Denham Brown	109-28
1996-97 through 1999-00	Kevin Freeman, Jake Voskuhl	109-32
1993-94 through 1996-97	Kirk King	107-28
2007-08 through 2010-11	Donnell Beverly	105-39
2010-11 through 2013-14	Shabazz Napier, Niels Giffey, Tyler Olander	104-41
2000-01 through 2003-04	Taliek Brown, Shamon Tooles	103-35
1992-93 through 1995-96	Travis Knight, Eric Hayward, Rudy Johnson	102-25
2005-06 through 2008-09	Jeff Adrien, Craig Austrie	102-32

## ALL-TIME 1,000-POINT SCORERS

- 1.) CHRIS SMITH (4 years, 1988-92), 2,145 pts.**  
Reached 1,000 pts in 70th career game on 12/6/90 at North Carolina (L, 79-64, 21 pts)  
Reached 2,000 pts in 120th game on 2/22/92 vs. Providence at Gampel Pavilion (W, 94-73, 32 pts)
- 2.) RICHARD HAMILTON (3 years, 1996-99), 2,036 pts.**  
Reached 1,000 pts in 55th career game on 2/2/98 vs. Villanova at HCC (W, 80-65, 29 pts)  
Reached 2,000 pts in 102nd game on 3/27/99 vs. Ohio State in Tampa, FL (W, 64-58, 24 pts)
- 3.) TONY HANSON (4 years, 1973-77), 1,990 pts.**  
Reached 1,000 pts in 67th career game on 1/17/76 at Maine (W, 83-69, 32 pts)
- 4.) SHABAZZ NAPIER (4 years, 2010-14) 1,959 pts.**  
Reached 1,000 pts in 89th career game on 1/8/13 vs. DePaul at GP (W, 99-78, 16 pts)
- 5.) RAY ALLEN (3 years, 1993-96), 1,922 pts.**  
Reached 1,000 pts in 62nd career game on 3/12/95 vs. Villanova at BET (L, 94-78, 21 pts)
- 6.) CORNY THOMPSON (4 years, 1978-82), 1,810 pts.**  
Reached 1,000 pts in 59th career game on 12/6/80 at Yale (W, 65-53, 17 pts)
- 7.) BEN GORDON (3 years, 2001-04), 1,795 pts.**  
Reached 1,000 pts in 63rd career game on 3/14/03 vs. Syracuse at BET (W, 80-67, 12 pts)
- 8.) RYAN BOATRIGHT (4 years, 2011-15), 1,786 pts.**  
Reached 1,000 pts. in 79th career game on 2/15/14 vs. Memphis at XL (W, 86-81 ot, 21 pts)
- 9.) KEMBA WALKER (3 years, 2008-11), 1,783 pts.**  
Reached 1,000 pts in 77th career game on 12/3/10 vs. UMBC at XL (W, 94-61, 24 pts)
- 10.) CHRISTIAN VITAL (4 years, 2016-20), 1,735 pts.**  
Reached 1,000 pts in 82nd career game on 1/19/19 vs. Tulane at GP (W, 87-71, 18 pts)
- 11.) JALEN ADAMS (4 years, 2015-19), 1,706 pts.\***  
Reached 1,000 pts in 83rd career game on 1/10/18 vs. UCF at GP (W, 62-53, 13 pts)
- 12.) WES BIALOSUKNIA (3 years, 1964-67), 1,673 pts.**  
Reached 1,000 pts in 47th career game on 3/4/66 vs. Rhode Island (L, 67-62, 14 pts)
- 13.) CLIFF ROBINSON (4 years, 1985-89), 1,664 pts.**  
Reached 1,000 pts in 76th career game on 3/25/88 vs. Va. Commonwealth (W, 72-61, 17 pts)
- 14.) KHALID EL-AMIN (3 years, 1997-00), 1,650 pts.**  
Reached 1,000 pts in 67th career game on 3/6/99 vs. St. John's at BET (W, 82-63, 15 pts)
- 15.) DONYELL MARSHALL (3 years, 1991-94), 1,648 pts.**  
Reached 1,000 pts in 66th career game on 12/29/93 vs. Ohio Univ. in Hilo, HI (L, 85-76, 22 pts)
- 16.) MIKE MCKAY (4 years, 1978-82), 1,633 pts.**  
Reached 1,000 pts in 67th career game on 1/10/81 vs. Seton Hall (W, 57-47, 4 pts)
- 17.) JEROME DYSON (4 years, 2006-10), 1,630 pts.**  
Reached 1,000 pts in 75th career game on 1/28/09 at DePaul (W, 71-49, 18 pts)
- 18.) JEFF ADRIEN (4 years, 2005-09), 1,603 pts.**  
Reached 1,000 pts in 91st career game on 2/23/08 at Villanova (L, 67-65, 15 pts)
- 19.) EARL KELLEY (4 years, 1982-86), 1,592 pts.**  
Reached 1,000 pts in 63rd career game on 2/2/85 at St. John's (L, 97-64, 21 pts)
- 20.) SCOTT BURRELL (4 years, 1989-93), 1,562 pts.**  
Reached 1,000 pts in 85th career game on 2/19/92 at Georgetown (L, 60-58, 9 pts)
- 21.) KEVIN FREEMAN (4 years, 1996-00), 1,476 pts.**  
Reached 1,000 pts in 94th career game on 3/4/99 vs. Seton Hall in BET (W, 57-56, 22 pts)
- 22.) RASHAD ANDERSON (4 years, 2002-06), 1,432 pts.**  
Reached 1,000 pts in 97th career game on 11/18/05 at Pepperdine (W, 75-56, 9 pts)
- 23.) EMEKA OKAFOR (3 years, 2001-04), 1,426 pts.**  
Reached 1,000 pts in 79th career game on 1/6/04 at Rutgers (W, 75-74, 21 pts)
- 24.) ART QUIMBY (4 years, 1951-55), 1,398 pts.**  
Reached 1,000 pts in 62nd career game on 12/27/54 vs. Harvard (W, 98-60, 12 pts)
- 25.) PHIL GAMBLE (4 years, 1985-89), 1,371 pts.**  
Reached 1,000 pts in 81st career game on 12/5/88 vs. Marist (W, 93-71, 15 pts)
- 26.) TOBY KIMBALL (3 years, 1962-65), 1,361 pts.**  
Reached 1,000 pts in 56th career game on 12/15/64 vs. Massachusetts (W, 77-67, 11 pts)
- 27.) AL WESTON (4 years, 1972-76), 1,342 pts.**  
Reached 1,000 pts in 76th career game on 1/2/76 vs. BC at HCC (L, 94-83, 19 pts)
- 28.) JOEY WHELTON (4 years, 1974-78), 1,337 pts.**  
Reached 1,000 pts in 83rd career game on 12/3/77 vs. Yale (L, 73-57, 18 pts)
- 29.) DORON SHEFFER (3 years, 1993-96), 1,329 pts.**  
Reached 1,000 pts in 82nd career game on 1/13/96 at Providence (W, 83-74, 15 pts)
- 30.) RODNEY PURVIS (3 years, 2014-2017), 1,301 points \*\***  
**(does not include 292 points scored as a freshman at North Carolina State in 2012-13)**  
Reached 1,000 pts in 82nd career game on 12/31/16 at Tulsa (L, 61-50 ot, 12 pts)
- 31.) BOB STAAK (3 years, 1968-71), 1,288 pts.**  
Reached 1,000 pts in 58th career game on 1/27/71 at Fairfield (L, 88-72, 25 pts)
- 32.) A.J. PRICE (3 years, 2006-09), 1,284 pts.**  
Reached 1,000 pts in 84th career game on 1/31/09 vs. Providence at GP (W, 94-61, 19 pts)
- 33.) VINCENT YOKABASKAS (3 years, 1949-52), 1,275 pts.**  
Reached 1,000 pts in 62nd career game on 12/29/51 vs. Puerto Rico (W, 88-54, 29 pts)
- 34.) ADAMA SANOGO (3 years, 2020-2023), 1,268 pts.**  
Reached 1,000 in 76th game on 2/4/23 at Georgetown (W, 68-62, 15 pts)
- 35.) DENHAM BROWN (4 years, 2002-06), 1,267 pts.**  
Reached 1,000 pts in 109th career game on 12/2/05 vs. Tx Sou. at GP (W, 113-49, 15 pts)
- 36.) TATE GEORGE (4 years, 1986-90), 1,247 pts.**  
Reached 1,000 pts in 109th career game on 1/20/90 vs. Georgetown at HCC (W, 70-65, 11 pts)
- 37.) STANLEY ROBINSON (4 years, 2006-10), 1,231 pts.**  
Reached 1,000 pts in 108th career game on 1/13/10 vs. Pittsburgh at XL Ctr (L, 68-63, 19 pts)
- 38.) BILL CORLEY (3 years, 1965-68), 1,219 pts.**  
Reached 1,000 pts in 61st career game on 1/27/68 at Syracuse (W, 89-84, 25 pts)
- 39.) ALBERT MOURING (4 years, 1997-01), 1,214 pts.**  
Reached 1,000 pts in 99th career game on 1/15/01 at Texas (L, 60-56, 10 pts)
- 40.) DONNY MARSHALL (4 years, 1991-95), 1,197 pts.**  
Reached 1,000 pts in 110th career game on 2/14/95 at Georgetown (W, 91-85, 10 pts)
- 41.) TONY ROBERTSON (4 years, 1999-03), 1,160 pts.**  
Reached 1,000 pts in 115th career game on 1/27/03 at St. John's at MSG (W, 74-68, 7 pts)
- 42.) ROD SELLERS (4 years, 1988-92), 1,143 pts.**  
Reached 1,000 pts in 118th career game on 2/3/92 at Syracuse (L, 84-83, 15 pts)
- 43.) CARON BUTLER (2 years, 2000-02), 1,136 pts.**  
Reached 1,000 pts in 58th career game on 3/8/02 vs. Notre Dame at BET (W, 82-77, 20 pts)
- 44.) BRIAN FAIR (4 years, 1991-95), 1,130 pts.**  
Reached 1,000 pts in 111th career game on 2/6/95 vs. Pittsburgh at GP (W, 90-61, 15 pts)
- 45.) BOB BOYD (3 years, 1968-71), 1,122 pts.**  
Reached 1,000 pts in 53rd career game on 2/15/71 vs. Holy Cross (L, 103-78, 17 pts)
- 46.) JACK ROSE (3 years, 1957-60), 1,116 pts.**  
Reached 1,000 pts in 70th career game on 2/16/60 vs. Massachusetts (W, 71-49, 18 pts)
- 47.) JIM ABROMAITIS (4 years, 1975-80), 1,084 pts.**  
Reached 1,000 pts in 105th career game on 2/13/80 vs. Boston U. (W, 72-65, 13 pts)
- 48.) JEREMY LAMB (2 years, 2010-12), 1,060 pts.**  
Reached 1,000 pts. in 72nd career game on 3/6/12 vs. DePaul (W, 81-67, 25 pts.)
- 49.) TALIEK BROWN (4 years, 2000-04), 1,039 pts.**  
Reached 1,000 pts in 129th career game on 3/18/04 vs. Vermont in Buffalo (W, 70-53, 14 pts)
- 50.) HASHEEM THABEET (3 years, 2006-09), 1,028 pts.**  
Reached 1,000 pts in 98th career game on 3/26/09 vs. Purdue (W, 72-60, 15 pts)
- 51.) CAL CHAPMAN (3 years, 1971-74), 1,023 pts.**  
Reached 1,000 pts in 74th career game on 2/26/74 vs. Boston College (W, 77-69, 12 pts)
- 52.) TIM COLES (4 years, 1982-86), 1,016 pts.**  
Reached 1,000 pts in 109th career game on 3/1/86 vs. Syracuse at HCC (L, 75-68, 15 pts)

\* -- 61 games vacated; official NCAA total 709 points

\*\* -- 33 games vacated; official NCAA total 845 points (at UConn), 1,137 (career)



TEAM SINGLE SEASON RECORDS

Most Wins

34	1998-99	34-2
33	2003-04	33-6
32	1997-98	32-5
32	2010-11	32-9
32	2013-14	32-8
31	2008-09	31-5
31	1989-90	31-6
31	2022-23	31-8
30	2005-06	30-4
30	1995-96	30-2

Best Winning Percentage

94.4%	34-2	1998-99
93.8%	30-2	1995-96
88.9%	16-2	1946-47
88.5%	23-3	1953-54
88.5%	23-3	1964-65

Most Losses

19	1986-87	9-19
19	1968-69	5-19

Fewest Losses

2	1998-99	34-2
2	1946-47	16-2
2	1940-41	14-2

Most Points

3073	2003-04	39 games
3064	2022-23	39 games
2967	2010-11	41 games
2926	1989-90	37 games
2890	1995-96	35 games
2888	1993-94	34 games
2873	2013-14	40 games
2837	1994-95	33 games

Most Games

41	2010-11
40	2013-14
39	2003-04
39	2022-23
37	1997-98
37	1989-90

Most Field Goals

1154	2003-04	39 games
1082	2022-23	39 games
1061	1995-96	35 games
1058	1989-90	37 games
1053	2010-11	41 games
1045	1993-94	34 games

Most Free Throws

662	2008-09	36 games
652	2007-08	33 games
644	2013-14	40 games
635	1998-99	36 games
627	2010-11	41 games

Highest Team Field Goal Pct.

51.6%	1980-81	(765-1483)
49.9%	1981-82	(734-1472)
49.5%	1993-94	(1045-2111)
49.5%	1979-80	(830-1676)
48.3%	2001-02	(972-2012)
48.3%	1984-85	(804-1664)

Highest Team Free Throw Pct.

*79.3%	2015-16	(488-615)
*78.2%	1980-81	(487-623)
77.7%	2013-14	(644-829)
76.3%	2010-11	(627-822)
76.1%	2022-23	(547-719)
75.3%	2021-22	(464-616)

74.5%	1994-95	(556-746)
74.5%	2017-18	(442-593)
74.3%	2012-13	(451-607)

Highest Scoring Average

90.1	1954-55	2252 pts, 25 gms
*87.3	1956-57	2183 pts, 25 gms
86.0	1994-95	2837 pts, 33 gms
85.1	1965-66	2042 pts, 24 gms
85.1	1964-65	2212 pts, 26 gms

\*NCAA National Leader

Lowest Opp. Scoring Average

48.9	1948-49	1223 pts, 25 gms
55.6	1950-51	1391 pts, 25 gms

Highest Scoring Margin

+18.6	1964-65	85.1-66.5
+17.9	1995-96	82.6-64.7
+16.7	1954-55	90.1-73.4
+16.3	1993-94	84.9-68.6
+16.0	1998-99	77.3-61.3

3-Point Field Goals Made#

353	2022-23	39 games
287	2013-14	40 games
258	1995-96	35 games
255	2015-16	36 games
252	2018-19	33 games
249	2003-04	39 games
245	2021-22	33 games
234	2010-11	41 games
227	1994-95	33 games
226	2014-15	35 games
223	2016-17	33 games
220	1997-98	37 games

# - 3-Pt. FG established in 1986-87

3-Point Field Goal Attempts#

973	2022-23	39 games
741	2013-14	40 games
732	2018-19	33 games
711	2010-11	41 games
699	2015-16	36 games
697	2021-22	33 games
667	2019-20	31 games
659	2017-18	32 games
637	2914-15	35 games
633	1995-96	35 games

# - 3-Pt. FG established in 1986-87

3-Point Field Goal Pct.

40.8%	1995-96	35 games
40.6%	1987-88	34 games
40.2%	2003-04	39 games
39.4%	2001-02	34 games
38.7%	2013-14	40 games
38.6%	2002-03	33 games
38.6%	1999-00	35 games
38.6%	1994-95	33 games

Assists

684	2022-23	39 games
681	2003-04	39 games
659	1995-96	35 games
632	1994-95	33 games
628	1993-94	34 games
599	1989-90	37 games

Steals

484	1989-90	37 games
326	1990-91	31 games
314	1997-98	37 games
296	1993-94	34 games
287	1998-99	36 games

Blocked Shots

315*	2003-04	39 games
------	---------	----------

298*	2005-06	34 games
285*	2007-08	33 games
280*	2008-09	36 games
275*	2004-05	31 games
264*	2006-07	31 games
260	2009-10	34 games
253*	2002-03	33 games
236*	2001-02	34 games

\*-- NCAA National Leader

All-Time Connecticut Basketball Records and Streaks

Overtime Record (since 1956-57)

118 games..... 65-53 (.551)

Longest Winning Streak

23 games .....1995-96  
19 games .....1998-99

Most Wins to Begin a Season

19 games .....1998-99  
15 games .....1994-95  
14 games .....1953-54  
14 games .....2022-23

Most Wins to Begin League Play

14 games .....1995-96  
13 games .....1994-95  
11 games .....1998-99  
9 games .....1993-94

Longest Losing Streak

10 games .....1968-69  
10 games ..... 1917-18 through 1918-19

Longest Home Winning Streak

31 games .....2004-07  
26 games .....1985-89

Longest XL (Hartford Civic) Center Winning Streak

33 games ..... 1993-94 through 1996-97

Longest Gampel Pavilion Winning Streak

22 games ..... 2008-09 through 2009-10

Longest Home Losing Streak

6 games ..... 1971-72 through 1972-73

Longest Road Winning Streak

13 games ..... 1997-98 through 1998-99  
9 games .....2008-09  
9 games .....1995-96  
9 games ..... 1952-53 through 1953-54

Longest Road Losing Streak (Since 1949-50)

13 games ..... 1967-68 through 1968-69

Record at Storrs Field House (1954-90)

367 games..... 282-85

Record at Harry A. Gampel Pavilion (1990-Present)

259 games (against college opposition) ..... 218-41  
279 games (overall, includes exhibitions) ..... 237-42

Record at XL (Hartford Civic) Center

395 games (against college opposition).....289-106  
425 games (overall, includes exhibitions) .....318-107

Record at Webster Bank Arena (Bridgeport)

2 games .....2-0

Record at New Haven Coliseum

27 games (11-8 as home team, 8-0 as away team) ..... 19-8

# INDIVIDUAL SINGLE SEASON RECORDS

## Most Points in One Season (600-Point Club)

Player	Season	Games	FG	FT	Pts.
Kemba Walker	2010-11	41	316 (75)	258	965
Donyell Marshall	1993-94	34	307 (41)	200	855
Ray Allen	1995-96	35	292 (115)	119	818
Richard Hamilton	1997-98	37	270 (99)	156	795
Richard Hamilton	1998-99	34	247 (68)	170	732
Ben Gordon	2003-04	39	239 (104)	141	723
Shabazz Napier	2013-14	40	213 (87)	207	720
Tony Hanson	1976-77	27	253	196	702
Caron Butler	2001-02	34	253 (30)	155	691
Ray Allen	1994-95	32	255 (85)	80	675
Wes Bialosuknia	1966-67	24	257	159	673
Adama Sanogo	2022-23	39	277 (19)	98	671
Ben Gordon	2002-03	33	211 (80)	143	645
Chris Smith	1991-92	30	202 (81)	152	637
Emeka Okafor	2003-04	36	261	113	635
Chris Smith	1989-90	37	207 (75)	146	635
Cliff Robinson	1988-89	31	235 (4)	145	619
Jeremy Lamb	2011-12	34	217 (71)	98	603
Cliff Robinson	1987-88	34	222 (0)	156	600

Number in parenthesis next to field goals represents number of three-point field goals.

## Highest Scoring Average

Player	Season	Games	Points
Wes Bialosuknia	1966-67	24	673
Tony Hanson	1976-77	27	702
Donyell Marshall	1993-94	34	855
Kemba Walker	2010-11	41	965
Ray Allen	1995-96	35	818
Bob Boyd	1969-70	22	515
Art Quimby	1954-55	25	581
Walt Dropo	1942-43	15	325
Richard Hamilton	1997-98	37	795
Richard Hamilton	1998-99	34	732
Wes Bialosuknia	1964-65	23	490
Wes Bialosuknia	1965-66	24	510
Chris Smith	1991-92	30	637
Ray Allen	1994-95	32	675
Bill Corley	1967-68	24	506
Walt Dropo	1945-46	8	168
Bob Staak	1970-71	24	502
Caron Butler	2001-02	34	691
Toby Kimball	1963-64	27	544
Cliff Robinson	1988-89	31	619

## Most points as a Senior

Player	Season	Games	Points
Shabazz Napier	2013-14	40	1966-67
Tony Hanson	1976-77	27	1976-77
Wes Bialosuknia	1966-67	24	1966-67
Chris Smith	1991-92	30	1991-92
Cliff Robinson	1988-89	31	1988-89
Ryan Boatright	2014-15	34	2014-15
Jerome Dyson	2009-10	34	2009-10
Art Quimby	1954-55	25	1954-55
Doron Sheffer	1995-96	35	1995-96
R.J. Cole	2021-22	33	2021-22

## Most Points as a Junior

Player	Season	Games	Points
Kemba Walker	2010-11	41	2010-11
Donyell Marshall	1993-94	34	1993-94
Ray Allen	1995-96	35	1995-96
Richard Hamilton	1998-99	34	1998-99
Ben Gordon	2003-04	39	2003-04
Adama Sanogo	2022-23	39	2022-23
Emeka Okafor	2003-04	36	2003-04
Cliff Robinson	1987-88	34	1987-88
Chris Smith	1990-91	31	1990-91
Khalid El-Amin	1999-00	35	1999-00

## Most Points as a Sophomore

Player	Season	Games	Points
Richard Hamilton	1997-98	37	1997-98
Caron Butler	2001-02	34	2001-02
Ray Allen	1994-95	32	1994-95
Ben Gordon	2002-03	33	2002-03
Chris Smith	1989-90	37	1989-90
Jeremy Lamb	2011-12	34	2011-12
Jordan Hawkins	2022-23	37	2022-23
Emeka Okafor	2002-03	33	2002-03
Rudy Gay	2005-06	33	2005-06
Khalid El-Amin	1998-99	36	1998-99
Kemba Walker	2009-10	34	2009-10

## Most Points as a Freshman

Player	Season	Games	Points
Khalid El-Amin	1997-98	37	1997-98
Cory Thompson	1978-79	29	1978-79
Richard Hamilton	1996-97	32	1996-97
Jeremy Lamb	2010-11	41	2010-11
Earl Kelley	1982-83	27	1982-83
Caron Butler	2000-01	29	2000-01
Mike McKay	1978-79	28	1978-79
Ray Allen	1993-94	34	1993-94
Nadav Henefeld	1989-90	37	1989-90
Jerome Dyson	2006-07	31	2006-07

## Most Points as a Fifth-Year Player (Covid eligibility)

Player	Season	Games	Points
Tyler Polley	2021-22	33	2021-22

Isaiah Whaley	2021-22	32
Joey Calcaterra	2022-23	39

## Most Field Goals Made

Player	Season	Games
Kemba Walker	2010-11	41
Donyell Marshall	1993-94	34
Ray Allen	1995-96	35
Adama Sanogo	2022-23	39
Richard Hamilton	1997-98	37
Emeka Okafor	2003-04	36
Wes Bialosuknia	1966-67	24
Ray Allen	1994-95	32
Caron Butler	2001-02	34
Tony Hanson	1976-77	27
Richard Hamilton	1998-99	34
Ben Gordon	2003-04	39

## Most Field Goal Attempts

Player	Season	Games
Kemba Walker	2010-11	739
Ray Allen	1995-96	618
Richard Hamilton	1997-98	614
Donyell Marshall	1993-94	600
Wes Bialosuknia	1966-67	590
Richard Hamilton	1998-99	557
Ben Gordon	2003-04	551

## Highest Field Goal % (min. 50 FGA)

Player	Season	FG-FGA
Amida Brimah	2014-15	(126-187)
Amida Brimah	2015-16	(67-101)
Donovan Clingan	2022-23	(112-171)
Hasheem Thabeet	2008-09	(178-278)
Amida Brimah	2013-14	(64-100)
Chuck Aleksinas	1980-81	(154-244)
Jeff Adrien	2005-06	(83-136)
Josh Boone	2004-05	(148-243)
Josh Carlton	2018-19	(111-183)
Adama Sanogo	2022-23	(277-457)

## Most Free Throws

Player	Season	Games
Kemba Walker	2010-11	41
Shabazz Napier	2013-14	40
Donyell Marshall	1993-94	34
Tony Hanson	1976-77	29
Richard Hamilton	1998-99	34
Wes Bialosuknia	1966-67	24
Cory Thompson	1978-79	29
Jerome Dyson	2009-10	34
Richard Hamilton	1997-98	37
Cliff Robinson	1987-88	34
Vincent Yokabaskas	1951-52	27

## Free Throws Attempted

Player	Season	Games
Kemba Walker	2010-11	315
Donyell Marshall	1993-94	266
Tony Hanson	1976-77	259
Art Quimby	1954-55	248
Vincent Yokabaskas	1951-52	242
Cliff Robinson	1987-88	238
Shabazz Napier	2013-14	238

## Highest Free Throw%

Player	Season	FT-FTA
Doug Wiggins	2007-08	(39-41)
Bobby Dulin	1980-81	(43-47)
Christian Vital	2019-20	(133-148)
Joe Whelton	1974-75	(62-69)
Polley	2021-22	(52-58)
Craig Austria	2007-08	(74-83)
Khalid El-Amin	1999-00	(107-120)
Albert Mouring	2000-01	(104-117)
Al Weston	1972-73	(56-63)

## Minimum of 40 attempts

## Most Rebounds

Player	Season	Games
Art Quimby	1954-55	25

Art Quimby	26	1953-54
Toby Kimball	23	1964-65
Toby Kimball	27	1963-64
Art Quimby	21	1952-53
Emeka Okafor	36	2003-04
John Thomas	29	1975-76
Burr Carlson	27	1951-52
Hasheem Thabeet	36	2008-09
Toby Kimball	24	1962-63
Emeka Okafor	33	2002-03
Bill Corley	24	1967-68
Jeff Adrien	36	2008-09

## \*NCAA National Leader

## Highest Rebound Average

Player	Games	Reb.	Season
Art Quimby	25	611	1954-55
Art Quimby	26	588	1953-54
Toby Kimball	23	483	1964-65
Art Quimby	21	430	1952-53
Toby Kimball	27	466	1963-64
Toby Kimball	24	375	1962-63
Bill Corley	24	365	1967-68
Burr Carlson	27	391	1951-52
Bill Corley	24	336	1965-66
John Thomas	29	402	1975-76
Ed Martin	23	277	1958-59
Bill Corley	24	285	1966-67
Al Cooper	25	294	1956-57
Ron Hrubala	23	269	1969-70
Emeka Okafor	36	415	2003-04
Walt Griffin	25	288	1959-60

## \*NCAA National Leader

## Most Double-Doubles

Emeka Okafor	24	2003-04
Toby Kimball	23	1964-65
Toby Kimball	23	1963-64
Art Quimby	23	1954-55
Art Quimby	23	1953-54
Bill Corley	22	1967-68
Tony Hanson	20	1976-77

## Most Assists

Player	Games	Season
Taliek Brown	39	2003-04
Marcus Williams	31	2004-05
Doron Sheffer	35	1995-96
Kevin Ollie	33	1994-95
Kevin Ollie	34	1993-94
Marcus Williams	23	2005-06
Shabazz Napier	34	2011-12
Shabazz Napier	40	2013-14
Jalen Adams	32	2016-17
A.J. Price	33	2007-08

\*32 games vacated; official NCAA total 0

## Most Assists Per Game

Player	Games	Season
Marcus Williams	23	2005-06
Marcus Williams	31	2004-05
Taliek Brown	39	2003-04
Kevin Ollie	33	1994-95
Doron Sheffer	35	1995-96
Kevin Ollie	34	1993-94
Jalen Adams	32	2016-17

\*32 games vacated; official NCAA total 0.0

## Most Blocked Shots

Player	Games	Season
Emeka Okafor	33	2002-03
Hasheem Thabeet	36	2008-09
Hasheem Thabeet	33	2007-08
Emeka Okafor	36	2003-04
Emeka Okafor	34	2001-02
Amida Brimah	35	2014-15
Hasheem Thabeet	31	2006-07
Donyell Marshall	34	1993-94
Hilton Armstrong	34	2005-06
Andre Drummond	34	2011-12
Amida Brimah	40	2013-14

## \*NCAA National Leader

## Most Blocked Shots Per Game

Player	Games	Season
Emeka Okafor	33	2002-03
Hasheem Thabeet	33	2007-08
Hasheem Thabeet	36	2008-09
Emeka Okafor	36	2003-04
Emeka Okafor	34	2001-02
Hasheem Thabeet	31	2006-07
Amida Brimah	35	2014-15
Donyell Marshall	34	1993-94
Hilton Armstrong	34	2005-06

## Most Steals

Player	Games	Season
Nadav Henefeld	37	1989-90
Scott Burrell	31	1990-91
Bobby Dulin	29	1979-80
Doron Sheffer	34	1993-94
Christian Vital	31	2019-20
Kemba Walker	41	2010-11
Scott Burrell	30	1991-92

## INDIVIDUAL SINGLE SEASON RECORDS

74	Tate George	37	1989-90
73	Shabazz Napier	40	2013-14
71	Caron Butler	34	2001-02
<b>Most Steals Per Game</b>			
3.7	Nadav Henefeld	37	1989-90
3.6	Scott Burrell	31	1990-91
2.9	Bobby Dulin	29	1979-80
2.5	Scott Burrell	30	1991-92
2.5	Christian Vital	31	2019-20
2.3	Doron Sheffer	34	1993-94
<b>3-Point Field Goals Made</b>			
115	Ray Allen	35	1995-96
109	Jordan Hawkins	39	2022-23
104	Ben Gordon	39	2003-04
99	Richard Hamilton	37	1997-98
95	Doron Sheffer	35	1995-96
88	Rashad Anderson	34	2005-06
87	Rashad Anderson	39	2003-04
87	Shabazz Napier	40	2013-14
86	Ryan Boatright	35	2014-15
86	Albert Mouring	35	1999-00
85	Ray Allen	32	1994-95
<b>3-Point Field Goals Made Per Game</b>			
3.30	Ray Allen	35	1995-96
2.95	Jordan Hawkins	39	2022-23
2.71	Doron Sheffer	35	1995-96
2.70	Chris Smith	30	1991-92
2.68	Richard Hamilton	37	1997-98
2.67	Ben Gordon	39	2003-04
<b>3-Point FG Attempts</b>			
281	Jordan Hawkins	2022-23	
247	Ray Allen	1995-96	
245	Richard Hamilton	1997-98	
240	Ben Gordon	2003-04	
234	Doron Sheffer	1995-96	
227	Kemba Walker	2010-11	
226*	Rodney Purvis	2016-17	
222	Khalid El-Amin	1997-98	
*33 games vacated; official NCAA total 0			
<b>3-Point Field Goal Percentage (Min. 20 3-Point FGA)</b>			
48.3	Niels Giffey	58-120	2013-14
47.8	Albert Mouring	86-180	1999-00
46.6	Ray Allen	115-247	1995-96
46.4	Akok Akok	13-28	2021-22
45.3	Brian Fair	58-128	1994-95
44.6	Joey Calcaterra	50-112	2022-23
44.5	Ray Allen	85-191	1994-95
43.6	Tony Robertson	48-110	2001-02
43.3	Ben Gordon	104-240	2003-04
43.0	Tyrese Martin	43-100	2021-22
42.0	Chris Smith	81-193	1991-92
<b>Most Consecutive Games With At Least One Successful 3-Pt FG</b>			
42	Ray Allen	1995-96	
31	Jordan Hawkins	2022-23	
23	Ryan Boatright	2014-15	
23	Chris Smith	1991-92	
23	Phil Gamble	1987-88	
<b>Most Double Figure Games as a Non-Starter</b>			
24	Ray Allen	1993-94	
24	Rashad Anderson	2005-06	
24	John Gwynn	1989-90	
20	Ben Gordon	2001-02	
<b>Minutes Played</b>			
1543	Kemba Walker	2010-11	
1404	Shabazz Napier	2013-14	
1346	Ben Gordon	2003-04	
1266	Jeremy Lamb	2011-12	
1264	Ryan Boatright	2013-14	
1245	Jeff Adrien	2008-09	
1223	Caron Butler	2001-02	
1221	Chris Smith	1989-90	
<b>Minutes Played- Average</b>			
38.1*	Jalen Adams	30	1144 2017-18
37.6	Kemba Walker	41	1543 2010-11
37.2	Shabazz Napier	28	1043 2012-13
37.2	Jeremy Lamb	34	1266 2011-12
37.0	Tate George	26	962 1986-87
36.9**	Rodney Purvis	33	1217 2016-17
36.5	Chris Smith	31	1130 1990-91
36.3	Chris Smith	30	1090 1991-92
36.3	Ryan Boatright	30	1089 2012-13
36.3	Earl Kelley	21	763 1985-86
36.2	Corny Thompson	27	977 1981-82
36.0	Caron Butler	34	1223 2001-02
35.8	Ryan Boatright	35	1216 2014-15
35.8	Mike McKay	28	1001 1981-82
35.5***	Jalen Adams	32	1137 2016-17
35.3	Kemba Walker	34	1199 2009-10
35.3	Scott Burrell	30	1059 1991-92

\* 29 games vacated; official NCAA total 1 game, 40 minutes (40.0)  
 \*\* 33 games vacated; official NCAA total 0 games  
 \*\*\* 32 games vacated; official NCAA total 0 games

## INDIVIDUAL SINGLE SEASON STATISTICAL CATEGORY LEADERS

SCORING					
Year	Name	Ht.	Cl.	Pts.	Avg.
48-49	Pete Lind	6-6	Jr.	243	9.7
49-50	Vincent Yokabaskas	6-2	So.	417	16.7
50-51	Vincent Yokabaskas	6-2	Jr.	404	15.5
51-52	Vincent Yokabaskas	6-2	Sr.	454	16.8
52-53	Art Quimby	6-5	So.	350	16.7
53-54	Art Quimby	6-5	Jr.	423	16.3
54-55	Art Quimby	6-5	Sr.	581	23.2
55-56	Gordon Ruddy	6-1	Sr.	449	16.6
56-57	Bob Osborne	5-11	Sr.	389	15.6
57-58	Jack Rose	5-11	So.	350	13.0
58-59	Jack Rose	5-11	Jr.	383	16.0
59-60	John Pipczynski	6-5	Sr.	394	15.2
60-61	Lenny Carlson	6-0	Jr.	323	13.5
61-62	Lenny Carlson	6-0	Sr.	363	15.1
62-63	Toby Kimball	6-7	So.	362	15.1
63-64	Toby Kimball	6-8	Jr.	544	20.1
64-65	Wes Bialosuknia	6-2	So.	490	21.3
65-66	Wes Bialosuknia	6-2	Jr.	510	21.3
66-67	Wes Bialosuknia	6-2	Sr.	673	28.0
67-68	Bill Corley	6-7	Sr.	506	21.1
68-69	Bob Staak	6-4	So.	408	17.0
69-70	Bob Boyd	5-11	Jr.	515	23.4
70-71	Bob Staak	6-4	So.	502	20.9
71-72	Gary Custick	6-7	So.	458	18.3
72-73	Jimmy Foster	6-1	Jr.	251	15.7
73-74	Jimmy Foster	6-1	Sr.	439	16.3
74-75	Tony Hanson	6-5	So.	467	16.7
75-76	Tony Hanson	6-5	Jr.	554	19.1
76-77	Tony Hanson	6-5	Sr.	702	26.0
77-78	Joe Whelton	6-0	Sr.	383	15.3
78-79	Corny Thompson	6-8	Jr.	538	18.6
79-80	Mike McKay	6-5	So.	484	16.7
80-81	Corny Thompson	6-8	Jr.	435	15.0
81-82	Mike McKay	6-5	Sr.	401	14.3
82-83	Earl Kelley	6-1	Fr.	451	16.7
83-84	Earl Kelley	6-1	So.	259	14.4
84-85	Earl Kelley	6-1	Jr.	471	16.8
85-86	Earl Kelley	6-1	Sr.	411	19.6
86-87	Cliff Robinson	6-11	So.	289	18.1
87-88	Cliff Robinson	6-11	Jr.	600	17.6
88-89	Cliff Robinson	6-11	Sr.	619	20.0
89-90	Chris Smith	6-2	So.	635	17.2
90-91	Chris Smith	6-2	Jr.	585	21.2
91-92	Chris Smith	6-2	Sr.	637	21.2
92-93	Donyell Marshall	6-9	So.	459	17.0
93-94	Donyell Marshall	6-9	Jr.	853	25.1
94-95	Ray Allen	6-5	So.	675	21.1
95-96	Ray Allen	6-5	Jr.	818	23.4
96-97	Richard Hamilton	6-6	Fr.	509	15.9
97-98	Richard Hamilton	6-6	So.	795	21.5
98-99	Richard Hamilton	6-6	Jr.	732	21.5
99-00	Khalid El-Amin	5-10	Jr.	560	16.0
00-01	Caron Butler	6-7	Fr.	445	15.3
01-02	Caron Butler	6-7	So.	691	20.3
02-03	Ben Gordon	6-2	So.	645	19.5
03-04	Ben Gordon	6-3	Jr.	723	18.5
04-05	Charlie Villanueva	6-11	So.	421	13.6
05-06	Rudy Gay	6-9	So.	503	15.2
06-07	Jerome Dyson	6-3	Fr.	429	13.8
07-08	Jeff Adrien	6-7	Jr.	489	14.8
08-09	A.J. Price	6-2	Sr.	515	14.7
09-10	Jerome Dyson	6-3	Sr.	586	17.2
10-11	Kemba Walker	6-1	Jr.	965	23.5
11-12	Jeremy Lamb	6-5	So.	603	17.7
12-13	Shabazz Napier	6-1	Jr.	478	17.1
13-14	Shabazz Napier	6-1	Sr.	720	18.0
14-15	Ryan Boatright	6-0	Sr.	592	17.4
15-16	Rodney Purvis	6-4	R-Jr.	461	12.8
16-17	Jalen Adams*	6-3	So.	461	14.4
17-18	Jalen Adams**	6-3	Jr.	542	18.1
18-19	Jalen Adams	6-3	Sr.	439	16.9
19-20	Christian Vital	6-2	Sr.	507	16.4
20-21	James Bouknight	6-5	So.	281	18.7
21-22	R.J. Cole	6-1	Jr.	522	15.8
22-23	Adama Sanogo	6-9	Jr.	671	17.2
* 32 games vacated; official NCAA total 0 points ** 29 games vacated; official NCAA total 6 points					
REBOUNDING					
Year	Name	Ht.	Cl.	Reb.	Avg.
50-51	William Ebel	6-4	Jr.	216	9.0



Richard Hamilton led the Huskies in scoring in each of his three seasons at UConn.

51-52	Burr Carlson	6-6	Sr.	391	14.5
52-53	Art Quimby	6-5	So.	430	20.5
53-54	Art Quimby	6-5	Jr.	588	22.6
54-55	Art Quimby	6-5	Sr.	611	24.4
55-56	-----	---	---	---	---
56-57	Al Cooper	6-8	So.	294	11.8
57-58	Al Cooper	6-8	Jr.	297	11.0
58-59	Ed Martin	6-5	Jr.	277	12.1
59-60	Walt Griffin	6-6	Jr.	288	11.5
60-61	Bob Haines	6-7	So.	209	8.7
61-62	Eddie Slomcenski	6-10	So.	219	9.5
62-63	Toby Kimball	6-8	So.	375	15.6
63-64	Toby Kimball	6-8	Jr.	466	17.3
64-65	Toby Kimball	6-8	Sr.	483	21.0
65-66	Bill Corley	6-7	So.	336	14.0
66-67	Bill Corley	6-7	Jr.	285	11.9
67-68	Bill Corley	6-7	Jr.	365	15.2
68-69	Ron Hrubala	6-5	So.	246	10.3
69-70	Ron Hrubala	6-5	Jr.	269	11.7
70-71	Ron Hrubala	6-5	Sr.	261	10.9
71-72	Cal Chapman	6-5	So.	219	8.8
72-73	Cal Chapman	6-5	Jr.	247	9.9
73-74	John Thomas	6-8	So.	271	10.4
74-75	John Thomas	6-8	Jr.	301	10.8
75-76	John Thomas	6-8	Sr.	402	13.9
76-77	Tony Hanson	6-5	Sr.	283	10.5
77-78	Jim Abromaitis	6-8	Jr.	228	8.8
78-79	Corny Thompson	6-8	Fr.	289	10.0
79-80	Corny Thompson	6-8	So.	270	9.3
80-81	Corny Thompson	6-8	Jr.	235	8.1
81-82	Corny Thompson	6-8	Sr.	223	8.3
82-83	Bruce Kuzcenski	6-10	Sr.	189	6.8



# INDIVIDUAL SINGLE SEASON STATISTICAL CATEGORY LEADERS

83-84	Tim Coles	6-7	So.	220	7.9
84-85	Tim Coles	6-7	Jr.	183	7.0
85-86	Tim Coles	6-7	Sr.	260	9.3
86-87	Gerry Besselink	6-9	Sr.	300	10.7
87-88	Cliff Robinson	6-11	Jr.	233	6.9
88-89	Cliff Robinson	6-11	Sr.	228	7.4
89-90	Nadav Henefeld	6-7	Fr.	208	5.6
90-91	Rod Sellers	6-9	Jr.	247	8.0
91-92	Rod Sellers	6-9	Sr.	253	8.7
92-93	Donyell Marshall	6-9	So.	210	7.8
93-94	Donyell Marshall	6-9	Jr.	302	8.9
94-95	Travis Knight	7-0	Jr.	272	8.2
95-96	Travis Knight	7-0	Sr.	317	9.3
96-97	Kevin Freeman	6-7	Fr.	210	6.4
97-98	Jake Voskuhl	6-11	So.	262	7.1
98-99	Kevin Freeman	6-7	Jr.	263	7.3
99-00	Jake Voskuhl	6-11	Sr.	219	6.4
00-01	Caron Butler	6-7	Fr.	221	7.6
01-02	Emeka Okafor	6-9	Fr.	306	9.0
02-03	Emeka Okafor	6-9	So.	370	11.2
03-04	Emeka Okafor	6-10	Jr.	415	11.5
04-05	Josh Boone	6-10	So.	259	8.4
05-06	Josh Boone	6-10	Jr.	238	7.0
06-07	Jeff Adrien	6-7	So.	301	9.7
07-08	Jeff Adrien	6-7	Jr.	302	9.2
08-09	Hasheem Thabeet	7-3	Jr.	388	10.8
09-10	Stanley Robinson	6-9	Sr.	260	7.6
10-11	Alex Oriakhi	6-9	So.	358	8.7
11-12	Andre Drummond	6-10	Fr.	257	7.6
12-13	DeAndre Daniels	6-8	So.	165	5.5
13-14	DeAndre Daniels	6-9	Jr.	228	6.0
	Shabazz Napier	6-1	Sr.	234	5.9
14-15	Daniel Hamilton	6-7	Fr.	267	7.6
15-16	Daniel Hamilton	6-7	So.	321	8.9
16-17	Kentan Facey	6-10	Sr.	235	7.1
17-18	Christian Vital	6-2	So.	173	5.4
18-19	Josh Carlton	6-10	So.	204	6.2
19-20	Christian Vital	6-2	Sr.	195	6.3
20-21	Tyrese Martin	6-6	Jr.	165	7.5
21-22	Adama Sanogo	6-9	So.	256	8.8
22-23	Adama Sanogo	6-9	Jr.	299	7.7

FIELD GOAL PERCENTAGE (min. 50 FGA)					
Year	Name	Ht.	Cl.	FG/A	Pct.
48-49	Charlie Muzikevik	6-0	Jr.	83/219	.378
49-50	Vincent Yokabaskas	6-2	So.	159/416	.382
50-51	Wallace Widholm	6-2	Jr.	74/213	.347
51-52	Vincent Yokabaskas	6-2	Sr.	156/242	.384
52-53	Art Quimby	6-5	Sr.	125/307	.407
53-54	-----	-----	-----	-----	-----
54-55	Art Quimby	6-5	Sr.	227/546	.416
55-56	-----	-----	-----	-----	-----
56-57	Al Cooper	6-8	So.	129/272	.474
57-58	Al Cooper	6-8	Jr.	134/296	.454
58-59	Al Cooper	6-8	Sr.	58/128	.452
60-61	Pete Kelly	6-3	Sr.	82/171	.480
61-62	Ed Slomcenski	6-10	So.	82/168	.488
62-63	Ed Slomcenski	6-10	Jr.	135/272	.496
63-64	Ed Slomcenski	6-10	Sr.	78/148	.527
64-65	Toby Kimball	6-5	Sr.	177/311	.570
65-66	Bill Corley	6-7	So.	141/268	.525
66-67	Bill Corley	6-7	Jr.	122/247	.494
67-68	Bill Corley	6-7	Sr.	183/389	.469
68-69	Tony Budzinsky	6-7	Jr.	89/195	.462
69-70	Bob Staak	5-11	Jr.	168/367	.457
70-71	Bob Staak	5-11	Sr.	214/436	.491
71-72	Gary Custick	6-7	So.	182/339	.537
72-73	Earl Wilson	6-5	So.	142/294	.489
73-74	Gary Custick	6-7	Sr.	105/202	.520
74-75	Lee Otis Wilson	6-3	Jr.	164/332	.494
75-76	Jeff Carr	6-8	Fr.	95/170	.559
76-77	Tony Hanson	6-5	Sr.	253/484	.523
77-78	Jeff Carr	6-8	Jr.	110/193	.570
78-79	Jeff Carr	6-8	Sr.	113/195	.579
79-80	Jim Abromaitis	6-8	Sr.	112/185	.605
80-81	Chuck Aleksinas	6-11	Jr.	154/244	.631
81-82	Norman Bailey	6-5	So.	111/202	.550
82-83	Karl Hobbs	5-8	Jr.	124/233	.532
83-84	Ray Broxton	6-7	Jr.	110/210	.524
84-85	Ray Broxton	6-7	Sr.	171/310	.552
85-86	Tim Coles	6-7	Sr.	139/266	.523
86-87	Jeff King	6-10	Jr.	124/249	.498
87-88	Tate George	6-5	So.	115/230	.500



*Christian Vital led the Huskies in scoring, rebounding, steals and free throw percentage for the 2019-20 season.*

88-89	Cliff Robinson	6-11	Sr.	235/500	.470
89-90	Rod Sellers	6-9	So.	114/212	.538
90-91	Rod Sellers	6-9	Jr.	134/242	.554
91-92	Rod Sellers	6-9	Sr.	116/196	.592
92-93	Donyell Marshall	6-9	So.	166/332	.500
93-94	Donny Marshall	6-6	Jr.	152/294	.517
94-95	Travis Knight	7-0	Jr.	129/231	.558
95-96	Kirk King	6-8	Jr.	142/247	.575
96-97	Antric Klaiber	6-10	So.	34/63	.540
97-98	Antric Klaiber	6-10	Jr.	38/66	.576
98-99	Kevin Freeman	6-7	Jr.	163/277	.588
99-00	Jake Voskuhl	6-11	Sr.	109/191	.571
00-01	Johnnie Selvie	6-7	Jr.	133/243	.547
01-02	Emeka Okafor	6-9	Fr.	105/178	.590
02-03	Emeka Okafor	6-9	So.	221/381	.580
03-04	Emeka Okafor	6-10	Jr.	261/436	.599
04-05	Josh Boone	6-10	So.	148/243	.609
05-06	Jeff Adrien	6-6	Fr.	83/136	.610
06-07	Curtis Kelly	6-9	Fr.	30/54	.556
07-08	Hasheem Thabeet	7-3	So.	114/189	.603
08-09	Hasheem Thabeet	7-3	Jr.	178/278	.640
09-10	Gavin Edwards	6-10	Sr.	132/223	.592
10-11	Alex Oriakhi	6-9	So.	153/302	.507
11-12	Andre Drummond	6-10	Fr.	157-292	.538
12-13	Enosch Wolf	7-1	Jr.	36/61	.590
13-14	Amida Brimah	7-0	Fr.	64/100	.640
14-15	Amida Brimah	7-0	So.	126/187	.674
15-16	Amida Brimah	7-0	Jr.	67/101	.663
16-17	Amida Brimah	7-0	Sr.	90/157	.573
17-18	Isaiah Whaley	6-8	Fr.	29/52	.558
18-19	Josh Carlton	6-10	So.	111/183	.607
19-20	Isaiah Whaley	6-8	Jr.	68/126	.540
20-21	Adama Sanogo	6-9	Fr.	77/139	.554
21-22	Isaiah Whaley	6-9	Gr.	96/188	.511

22-23	Donovan Clingan	7-2	Fr.	112/171	.655
-------	-----------------	-----	-----	---------	------

3-POINT PERCENTAGE (min. 20 3-pt. FGA)					
Year	Name	Ht.	Cl.	3FG/A	Pct.
86-87	Tate George	6-5	Fr.	10/29	.345
87-88	Phil Gamble	6-4	Jr.	76/182	.418
88-89	Phil Gamble	6-4	Sr.	56/138	.406
89-90	Chris Smith	6-2	So.	75/191	.393
90-91	Chris Smith	6-2	Jr.	46/117	.393
91-92	Chris Smith	6-2	Sr.	81/193	.420
92-93	Brian Fair	6-3	So.	64/166	.386
93-94	Brian Fair	6-3	Jr.	40/98	.408
94-95	Brian Fair	6-3	Sr.	58/128	.453
95-96	Ray Allen	6-5	Jr.	115/247	.466
96-97	Richard Hamilton	6-6	Fr.	70/186	.376
97-98	Richard Hamilton	6-6	So.	99/245	.404
98-99	Albert Mouring	6-3	So.	32/85	.376
99-00	Albert Mouring	6-3	Jr.	86/180	.478
00-01	Albert Mouring	6-3	Sr.	58/155	.374
01-02	Tony Robertson	6-2	Jr.	48/110	.436
02-03	Ben Gordon	6-2	So.	80/191	.419
03-04	Ben Gordon	6-3	Jr.	104/240	.433
04-05	Rudy Gay	6-9	Fr.	28/60	.467
05-06	Rashad Anderson	6-5	Sr.	88/216	.407
06-07	Stanley Robinson	6-9	Fr.	16/42	.381
07-08	Stanley Robinson	6-9	So.	28/67	.418
08-09	A.J. Price	6-2	Sr.	82/204	.402
09-10	Stanley Robinson	6-9	Sr.	27/79	.342
10-11	Jeremy Lamb	6-5	Fr.	46/125	.368
11-12	Niels Giffey	6-7	So.	9/21	.429
12-13	Shabazz Napier	6-1	Jr.	68-171	.398
13-14	Niels Giffey	6-7	Sr.	58-120	.483
14-15	Ryan Boatright	6-0	Sr.	86-209	.411
15-16	Omar Calhoun	6-6	Sr.	28-72	.389
16-17	Vance Jackson	6-8	Fr.	50-126	.397
17-18	Tyler Polley	6-8	Fr.	15-36	.417
18-19	Christian Vital	6-2	Jr.	79-193	.409
19-20	Tyler Polley	6-8	Jr.	30-74	.405
20-21	R.J. Cole	6-1	Sr.	39-101	.386
21-22	Akok Akok	6-9	R-Jr.	13-28	.464
22-23	Joey Calcaterra	6-3	Gr.	50-112	.446

FREE THROW PERCENTAGE					
Year	Name	Ht.	Cl.	FT/A	Pct.
47-48	Wallace Luchuk	6-1	Sr.	55/82	.671
48-49	Peter Lind	6-6	Jr.	55/79	.696
49-50	Edward Gates	5-8	Jr.	45/58	.775
50-51	Bill Clark	6-0	Sr.	21/30	.700
51-52	Seymour Menchel	5-8	So.	24/32	.750
52-53	Worthy Patterson	6-3	Jr.	80/119	.672
53-54	-----	-----	-----	-----	-----
54-55	-----	-----	-----	-----	-----
55-56	-----	-----	-----	-----	-----
56-57	Bob Osborne	5-11	Sr.	101/141	.726
57-58	Jack Rose	5-11	So.	86/108	.796
58-59	John Pipczynski	6-5	Jr.	63/87	.725
59-60	John Pipczynski	6-5	Sr.	102/122	.836
60-61	Dale Comey	5-9	So.	49/62	.790
61-62	Lenny Carlson	6-0	Sr.	113/144	.785
62-63	Dom Perno	6-1	Jr.	49/66	.742
63-64	Ed Slomcenski	6-11	Sr.	60/82	.732
64-65	Wes Bialosuknia	6-2	So.	94/118	.797
65-66	Wes Bialosuknia	6-2	Jr.	90/106	.849
66-67	Tom Penders	6-0	Sr.	56/64	.875
67-68	Fred Malan	5-10	Sr.	38/44	.864
69-70	Bobby Boyd	5-11	Jr.	145/193	.751
70-71	Bob Staak	6-4	Sr.	74/90	.822
71-72	Gary Custick	6-7	So.	94/118	.797
72-73	Al Weston	5-10	Fr.	56/63	.889
73-74	Al Weston	5-10	So.	33/50	.660
74-75	Joe Whelton	5-10	Fr.	62/69	.899
75-76	Al Weston	5-10	Sr.	59/74	.797
76-77	Joe Whelton	5-11	Jr.	63/80	.788
77-78	Dennis Wolff	6-3	Sr.	42/50	.840
78-79	Randy LaVigne	6-3	Sr.	63/74	.851
79-80	Corny Thompson	6-8	So.	123/155	.794
80-81	Bobby Dulin	5-11	Sr.	43/47	.915
81-82	Karl Hobbs	5-8	So.	41/53	.774
82-83	Karl Hobbs	5-8	Jr.	82/99	.828
83-84	Earl Kelley	6-1	So.	77/94	.819
84-85	Ray Broxton	6-7	Sr.	48/55	.873
85-86	Earl Kelley	6-1	Sr.	141/162	.870
86-87	Tate George	6-5	Fr.	69/89	.775

# INDIVIDUAL SINGLE SEASON STATISTICAL CATEGORY LEADERS

87-88	Tate George	6-5	So.	98/118	.831
88-89	Tate George	6-5	Jr.	69/91	.758
89-90	Chris Smith	6-2	So.	146/180	.811
90-91	John Gwynn	6-1	Sr.	89/121	.736
91-92	Chris Smith	6-3	Sr.	152/190	.800
92-93	Donyell Marshall	6-9	So.	107/129	.829
93-94	Ray Allen	6-5	Fr.	80/101	.792
94-95	Donny Marshall	6-7	Sr.	136/164	.829
95-96	Doron Sheffer	6-5	Sr.	101/119	.849
96-97	Richard Hamilton	6-6	Fr.	91/116	.784
97-98	Richard Hamilton	6-6	So.	156/185	.843
98-99	Richard Hamilton	6-6	Jr.	170/204	.833
99-00	Khalid El-Amin	5-10	Jr.	107/120	.892
00-01	Albert Mouring	6-3	Sr.	104/117	.889
01-02	Caron Butler	6-7	So.	155/199	.779
	Tony Robertson	6-2	Jr.	60/77	.779
02-03	Tony Robertson	6-2	Sr.	76/93	.817
03-04	Ben Gordon	6-3	Jr.	141/170	.829
04-05	Denham Brown	6-6	Jr.	68/84	.810
05-06	Denham Brown	6-6	Sr.	79/91	.862
06-07	Craig Austrie	6-3	So.	31/41	.756
07-08	Doug Wiggins	6-1	So.	39/41	.951
08-09	Craig Austrie	6-3	Sr.	72/89	.809
09-10	Gavin Edwards	6-10	Sr.	97/124	.782
10-11	Kemba Walker	6-1	Jr.	258/315	.819
11-12	Jeremy Lamb	6-5	So.	98/121	.810
12-13	Niels Giffey	6-7	Jr.	36/41	.878
13-14	Shabazz Napier	6-1	Sr.	207/238	.870
14-15	Ryan Boatright	6-0	Sr.	142/167	.850
15-16	Jalen Adams	6-3	Fr.	44/51	.863
16-17	Jalen Adams*	6-3	So.	77/93	.828
17-18	Christian Vital	6-2	So.	132/156	.846
18-19	Jalen Adams	6-3	Sr.	58/70	.829
19-20	Christian Vital	6-2	Sr.	133/148	.899
20-21	Tyler Polley	6-9	Sr.	19/21	.905
21-22	Tyler Polley	6-9	Gr.	52/58	.897
22-23	Jordan Hawkins	6-5	So.	125/141	.887

\* 32 games vacated; official NCAA total .000

10-11	Kemba Walker	6-1	Jr.	184	4.5
11-12	Shabazz Napier	6-1	So.	198	5.8
12-13	Shabazz Napier	6-1	Jr.	129	4.6
	Ryan Boatright	6-0	So.	131	4.4
13-14	Shabazz Napier	6-1	Sr.	195	4.9
14-15	Ryan Boatright	6-0	Sr.	129	3.8
15-16	Daniel Hamilton	6-7	So.	170	4.7
16-17	Jalen Adams*	6-3	So.	195	6.1
17-18	Jalen Adams**	6-3	Jr.	141	4.7
18-19	Alterique Gilbert	6-0	R-So.	91	3.6
19-20	Alterique Gilbert	6-0	R-Jr.	113	3.8
20-21	R.J. Cole	6-1	Sr.	99	4.3
21-22	R.J. Cole	6-1	Gr.	136	4.1
22-23	Tristen Newton	6-5	Sr.	185	4.7

\* 32 games vacated; official NCAA total 0

\*\* 29 games vacated; official NCAA total 5 assists (5.0)

## BLOCKED SHOTS

Year	Name	Ht.	Cl.	Blk.	Avg.
80-81	Chuck Aleksinas	6-11	Jr.	22	0.7
81-82	Corny Thompson	6-8	Sr.	15	0.6
82-83	Bruce Kuczenski	6-10	Sr.	24	0.9
83-84	Tim Coles	6-7	So.	12	0.4
84-85	Ray Broxton	6-7	Sr.	13	0.5
85-86	Jeff King	6-10	So.	15	0.6
86-87	Jeff King	6-10	Jr.	48	1.7
87-88	Cliff Robinson	6-11	Jr.	49	1.4
88-89	Cliff Robinson	6-11	Sr.	44	1.4
89-90	Rod Sellers	6-9	So.	31	0.8
90-91	Scott Burrell	6-7	So.	40	1.3
91-92	Donyell Marshall	6-9	Fr.	78	2.6
92-93	Donyell Marshall	6-9	So.	56	2.1
93-94	Donyell Marshall	6-9	Jr.	111	3.3
94-95	Travis Knight	7-0	Jr.	56	1.7
95-96	Travis Knight	7-0	Sr.	68	2.0
96-97	Jake Voskuhl	6-11	Fr.	46	1.4
97-98	Jake Voskuhl	6-11	So.	49	1.3
98-99	Jake Voskuhl	6-11	Jr.	51	1.5
99-00	Jake Voskuhl	6-11	Sr.	47	1.4
00-01	Johnnie Selvie	6-7	Jr.	32	1.0
01-02	Emeka Okafor	6-9	Fr.	138	4.1
02-03	Emeka Okafor	6-9	So.	155	4.7
03-04	Emeka Okafor	6-10	Jr.	147	4.1
04-05	Josh Boone	6-10	So.	90	2.9
05-06	Hilton Armstrong	6-11	Sr.	107	3.2
06-07	Hasheem Thabeet	7-3	Fr.	118	3.8
07-08	Hasheem Thabeet	7-3	So.	147	4.5
08-09	Hasheem Thabeet	7-3	Jr.	152	4.2
09-10	Gavin Edwards	6-10	Sr.	69	2.0
10-11	Alex Oriakhi	6-9	So.	67	1.6
11-12	Andre Drummond	6-10	Fr.	92	2.7
12-13	DeAndre Daniels	6-8	So.	45	1.5
13-14	Amida Brimah	7-0	Fr.	92	2.3
14-15	Amida Brimah	7-0	So.	121	3.5
15-16	Amida Brimah	7-0	Jr.	67	2.7
16-17	Amida Brimah	7-0	Sr.	87	2.6
17-18	Isaiah Whaley	6-8	Fr.	30	1.0
18-19	Josh Carlton	6-10	So.	59	1.8
19-20	Akok Akok	6-9	R-Fr.	66	2.6
20-21	Isaiah Whaley	6-9	Sr.	60	2.6
21-22	Isaiah Whaley	6-9	Gr.	71	2.2
22-23	Donovan Clingan	7-2	Fr.	70	1.8

## STEALS

Year	Name	Ht.	Cl.	Stl.	Avg.
78-79	Randy LaVigne	6-3	Jr.	56	1.9
79-80	Bobby Dulin	5-11	Jr.	83	2.9
80-81	Bobby Dulin	5-11	Sr.	52	1.8
81-82	Norman Bailey	6-5	So.	61	2.2
82-83	Karl Hobbs	5-8	Jr.	47	1.7
83-84	Karl Hobbs	5-8	Sr.	37	1.3
84-85	Earl Kelley	6-1	Jr.	31	1.1
85-86	Earl Kelley	6-1	Sr.	31	1.5
86-87	Tate George	6-5	Fr.	35	1.4
87-88	Tate George	6-5	So.	44	1.3
88-89	Cliff Robinson	6-11	Sr.	55	1.8
89-90	Nadav Henefeld	6-7	Fr.	138	3.7
90-91	Scott Burrell	6-7	So.	112	3.6
91-92	Scott Burrell	6-7	Jr.	75	2.5
92-93	Scott Burrell	6-7	Sr.	63	2.4
93-94	Doron Sheffer	6-5	Fr.	79	2.3
94-95	Ray Allen	6-5	So.	61	1.9
95-96	Doron Sheffer	6-5	Sr.	65	1.9



Amida Brimah led the Huskies in blocked shots in each of his four seasons.

96-97	Ricky Moore	6-2	So.	48	1.7
97-98	Khalid El-Amin	5-10	Fr.	68	1.8
98-99	Khalid El-Amin	5-10	So.	59	1.6
99-00	Khalid El-Amin	5-10	Jr.	59	1.7
00-01	Caron Butler	6-7	Fr.	63	2.2
01-02	Caron Butler	6-7	So.	71	2.1
02-03	Ben Gordon	6-2	So.	38	1.2
03-04	Ben Gordon	6-3	Jr.	53	1.4
04-05	Marcus Williams	6-3	So.	35	1.1
05-06	Rudy Gay	6-9	So.	58	1.8
06-07	Jerome Dyson	6-3	Fr.	58	1.9
07-08	A.J. Price	6-2	Jr.	43	1.3
08-09	Jerome Dyson	6-4	Jr.	44	1.8
09-10	Kemba Walker	6-1	So.	70	2.1
10-11	Kemba Walker	6-1	Jr.	77	1.9
11-12	Shabazz Napier	6-1	So.	56	1.7
12-13	Shabazz Napier	6-1	Jr.	56	2.0
13-14	Shabazz Napier	6-1	Sr.	73	1.8
14-15	Ryan Boatright	6-0	Sr.	46	1.4
15-16	Jalen Adams	6-2	Fr.	39	1.1
16-17	Jalen Adams*	6-3	So.	35	1.1
	Christian Vital	6-2	Fr.	35	1.1
17-18	Christian Vital	6-2	So.	50	1.6
18-19	Christian Vital	6-2	Jr.	52	1.6
19-20	Christian Vital	6-2	Sr.	78	2.5
20-21	R.J. Cole	6-1	Sr.	27	1.2
21-22	Andre Jackson	6-6	So.	38	1.2
22-23	Tristen Newton	6-5	Sr.	43	1.1

\* 32 games vacated; official NCAA total 0 steals (0.0)



## TEAM SINGLE GAME RECORDS

**Most Points**

130	Tennessee Tech	12/30/93
129	Morehead State	12/23/05
124	Maine	1/30/57
124	Meriden HS	1905-06
123	Quinnipiac	12/30/04
119	New Hampshire	1/12/66
119	Hartford Public HS	1905-06

**Most Points Allowed**

127 (6ot)	Syracuse	3/12/09
122	Holy Cross	12/20/69
116	Maine	2/8/69
112	Niagara	1/16/60
110 (ot)	Maine	2/17/73
110	Boston College	12/9/60
110	St. Louis	3/12/55
109 (2ot)	Auburn	11/24/21
108	Syracuse	2/1/94
108	Providence	1/19/91
108	Providence	3/8/75

**Most Points Combined**

244 (6ot)	Syracuse	3/12/09
226	Holy Cross	12/20/69
224 (2ot)	Auburn	11/24/21
215 (ot)	Maine	2/17/73
213	St. Louis	3/12/55
210	Providence	1/19/91
208	Tennessee Tech	12/30/93
203	Syracuse	2/1/94

**Largest Margin of Victory**

70 pts	vs. CCSU (116-46)	1/23/96
68 pts	vs. Morehead State (129-61)	12/23/05
68 pts	vs. CCSU (115-47)	1/10/91

**Largest Margin of Defeat**

74 pts	vs. Wesleyan (12-86)	1905-06
--------	----------------------	---------

**Most Rebounds**

81	New Hampshire	2/27/65
----	---------------	---------

**Most Assists**

34	Sacred Heart	12/3/02
30	CCSU	12/22/04
30	Sacred Heart	11/22/03
30	Fairfield	12/22/00
30	Winthrop	1/2/94
30	US International	1/28/85

**Most Opponent Assists**

30	Georgetown	3/6/85
29	Pittsburgh	2/24/86
27	Villanova	2/18/83
27	Syracuse	1/18/84

**Most Turnovers**

32	Fairfield	12/6/83
27	Syracuse	3/12/09
27	Pittsburgh	12/4/96
26	3 times	

**Most Opponent Turnovers**

35	Lafayette	11/25/94
33	St. John's	1/22/91
31	4 Times	

**Most Three-Point FGs**

17	vs. Oregon (N)	11/24/22
16	USF	2/8/17
15	Auburn	11/24/21
15	Hartford	12/28/97
14	Four Times	

**Most Three-Point Attempts**

37	at Xavier	12/31/22
37	vs. Oregon (N)	11/24/22
35	Syracuse	3/12/09
33	Tulsa	1/26/20
32	FDU	12/8/10
32	Syracuse	3/9/06

**Most Opponent Three-Point FGs**

17 (2ot)	Tulsa	1/3/18
15	Villanova	1/20/18
15	Cincinnati	3/18/95
14	5 times	

**Most Opponent Three-Point Attempts**

41 (2ot)	Tulsa	1/3/18
40	Villanova	1/20/18
38	UT-Chattanooga	3/16/95
36	St. Bonaventure	12/28/01
36	Furman	11/21/15
35	Northeastern	12/6/04

**Most Blocked Shots**

19	Notre Dame	2/21/06
19	Fla. Int'l.	11/30/04
17	Providence	1/31/09
17	Texas Southern	12/2/05
17	Quinnipiac	12/30/04
17	St. John's	2/5/05

**Most Opponent Blocked Shots**

13	Syracuse	3/14/03
12	Memphis	2/19/15

12	Syracuse	2/10/10
12	South Florida	2/16/08
12	Florida State	11/26/97
12	Georgetown	2/23/91
12	Tulane	1/2/16

**Most Steals**

24	Hartford	12/7/89
22	Lafayette	11/25/94
21	Wagner	1/27/98

**Most Opponent Steals**

19	Washington	3/24/06
17	Syracuse	1/23/95

**Most FTs Made**

39	Fairfield	12/23/98
39	Quinnipiac	11/18/12
38	Four Times	

**Most Opponent FTs Made**

40	Syracuse	3/12/09
39	Colby	12/1/56
38	Cincinnati	3/11/17
37	Villanova	1/11/92

**Most FGs Made**

50	Maine	1/30/57
49	Tennessee Tech	12/30/93
49	CCSU	1/10/91
47	UNC Asheville	12/21/02

**Most Opponent FGs Made**

44	Maine	2/8/69
44	Syracuse	12/23/72
39	Syracuse	3/12/09
39	Georgetown	3/6/85

**Most Points in a Half**

68	Hartford	12/29/96
68	AIC	12/23/57
67	Morehead State	12/23/05
67	Quinnipiac	12/30/04
66	UNC Asheville	12/21/02

**Most Opponent Points in a Half**

69	Holy Cross	12/20/69
64	Niagara	1/16/60
63	Providence	1/19/91
60	Syracuse	2/1/94

**Fewest Points in a Half (since 1980)**

9	UMass	12/10/02
12	Houston	12/28/16
13	St. Peter's	2/3/87
13	Stanford	12/18/13
15	USF	2/3/13
16	Pittsburgh	2/24/86

**Fewest Opponent Points in a Half (since 1980)**

11	Providence	2/5/02
13	Yale	11/29/96
13	Manhattan	1/28/82
13	USF	2/25/16
14	USF	2/12/14
14	USF	3/12/15

**Highest FG % (since 1980)**

67.5 (27-40)	Louisiana Tech	3/21/88
67.2 (43-64)	Towson St.	11/27/93
66.1 (39-59)	UMass	1/27/81
66.0 (33-50)	Maryland- Eastern Shore	12/17/12
65.9 (29-44)	Minnesota	11/28/84
64.2 (43-67)	New Hampshire	1/26/01

**Highest Opponent FG% (since 1980)**

68.6 (35-51)	St. John's	1/2/90
68.1 (32-47)	Villanova	2/23/81
67.5 (27-40)	Providence	1/21/84
66.7 (24-36)	Yale	1/26/82
66.1 (37-56)	Syracuse	1/18/84

**Lowest FG% (since 1980)**

23.8 (19-80)	Notre Dame	2/8/97
25.9 (14-54)	Houston	3/15/19
26.0 (21-75)	Seton Hall	3/10/89
26.2 (22-84)	Kansas	1/28/95
27.8 (15-54)	Memphis	3/5/15
28.4 (19-67)	Georgetown	

**Lowest Opponent FG% (since 1980)**

15.4 (10-65)	New Hampshire	12/12/90
18.8 (12-64)	Butler	4/4/11
20.3 (13-64)	Harvard	12/28/88
21.3 (13-61)	Coppin State	12/27/06

**Highest Three-Point% (min. 15 att.)**

68.4 (13-19)	Providence	2/8/03
66.7 (16-24)	USF	2/8/17
64.7 (11-17)	USF	3/12/15
64.7 (11-17)	Yale	11/11/13
60.0 (12-20)	St. Bonaventure	1/2/03
60.0 (9-15)	Miami	2/18/04

**Highest Opponent Three-Point% (min. 15 att.)**

64.7 (11-17)	Texas A&M	11/24/89
62.5 (10-16)	Pittsburgh	3/4/89
62.5 (10-16)	Syracuse	2/11/12

**Lowest Three-Point% (min. 15 att.)**

00.0 (0-15)	USF	3/3/19
06.7 (1-15)	Boston College	2/1/03
10.0 (2-20)	Georgetown	2/1/12
11.1 (2-18)	Georgetown	3/7/93
11.1 (2-18)	UCF	11/25/11
11.1 (2-18)	Cincinnati	3/6/13

**Lowest Opponent Three-Point% (min. 15 att.)**

06.3 (1-16)	Notre Dame	1/3/98
09.1 (2-22)	Cincinnati	3/9/08
10.0 (2-20)	Gonzaga	3/25/23
10.5 (2-19)	Georgetown	1/11/97

**Highest Free Throw% (min. 15 att.)**

100.0 (16-16)	Butler	1/22/23
96.2 (25-26)	Rutgers	2/19/03
95.7 (22-23)	Colorado	3/17/16
95.5 (21-22)	NC State	3/17/02
95.5 (21-22)	Michigan State	3/30/14
95.2 (20-21)	UCF	1/10/18
95.0 (19-20)	Seton Hall	3/9/00
94.7 (18-19)	Colgate	11/10/17
94.1 (16-17)	Syracuse	2/28/99
94.1 (16-17)	Seton Hall	1/3/12

**Lowest Free Throw% (min. 15 att.)**

26.7 (4-15)	Indiana	11/15/96
-------------	---------	----------

**Largest Single Game Attendance Figures in UConn History (all crowds of 30,000-plus are listed)**

1.	79,444	vs. Florida (NCAA National Semifinal)	AT&T Stadium, Arlington, TX	4/5/14
2.	79,238	vs. Kentucky (NCAA Championship Game)	AT&T Stadium, Arlington, TX	4/7/14
3.	75,421	vs. Kentucky (NCAA National Semifinal)	Reliant Stadium, Houston, TX	4/2/11
4.	73,860	vs. Miami (NCAA National Semifinal)	NRG Stadium, Houston, TX	4/1/23
5.	72,456	vs. Michigan St. (NCAA National Semifinal)	Ford Field, Detroit, MI	4/4/09
6.	72,423	vs. San Diego St. (NCAA Championship Game)	NRG Stadium, Houston, TX	4/3/23
7.	70,376	vs. Butler (NCAA Championship Game)	Reliant Stadium, Houston, TX	4/4/11
8.	44,417	vs. Georgia Tech (NCAA Championship Game)	Alamodome, San Antonio, TX	4/5/04
8.	44,417	vs. Duke (NCAA National Semifinal)	Alamodome, San Antonio, TX	4/3/04
10.	41,340	vs. Duke (NCAA Championship Game)	Tropicana Field, Tampa, FL	3/29/99
10.	41,340	vs. Ohio State (NCAA National Semifinal)	Tropicana Field, Tampa, FL	3/27/99
12.	33,430	at Syracuse	Carrier Dome, Syracuse, NY	2/11/12
13.	33,009	vs. Texas (NCAA South Region Semifinal)	Alamodome, San Antonio, TX	3/28/03
14.	32,944	at Syracuse	Carrier Dome, Syracuse, NY	3/7/04
15.	32,820	at Syracuse	Carrier Dome, Syracuse, NY	2/10/90
16.	32,376	at Syracuse	Carrier Dome, Syracuse, NY	2/17/07
17.	32,293	vs. Eastern Michigan (NCAA Midwest Region 2nd Round)	RCA Dome, Indianapolis, IN	3/16/96
18.	32,250	vs. Indiana	RCA Dome, Indianapolis, IN	11/15/96
19.	31,373	vs. Colgate (NCAA Midwest Region 1st Round)	RCA Dome, Indianapolis, IN	3/14/96
20.	31,211	at Syracuse	Carrier Dome, Syracuse, NY	2/12/95
21.	30,461	vs. Duke (NCAA Midwest Region Semifinal)	Silverdome, Pontiac, MI	3/22/91
22.	30,367	at Syracuse	Carrier Dome, Syracuse, NY	2/28/99
23.	30,136	at Syracuse	Carrier Dome, Syracuse, NY	1/19/85



# INDIVIDUAL SINGLE GAME RECORDS

## Most Points

51	Bill Corley vs. New Hampshire	1/10/68
50	Wes Bialosuknia vs. Maine	2/4/67
49	Art Quimby at Boston College	12/13/54
46	Art Quimby at Maine	2/12/55
43	Toby Kimball vs. Colgate	2/22/64
43	Art Quimby at New Hampshire	2/11/55
43	Al Weston at Boston University	2/7/73
42	Kemba Walker vs. Vermont	11/17/10
42	Cliff Robinson vs. Hartford	12/29/87
42	Tony Hanson at Vermont	2/19/77
42	Wes Bialosuknia vs. N. Hampshire	2/21/67
42	Donyell Marshall at St. John's	1/15/94
42	Donyell Marshall vs. St. John's	3/11/94
40	Ed Slomcenski vs. Maine	1/12/63
40	Wes Bialosuknia vs. Rhode Island	1/14/67
40	Wes Bialosuknia vs. Rutgers	2/23/67
40	Amida Brimah vs. Coppin State	12/14/14
40	James Bouknight vs. Creighton (GP)	12/20/20

## Most Points in a Half

32 (2nd H)	Tony Hanson vs. Vermont	2/19/77
31 (2nd H)	Bill Corley vs. New Hampshire	1/10/68
30 (2nd H)	Jalen Adams vs. Oklahoma St.	11/21/16
29 (2nd H)	Wes Bialosuknia vs. Maine	2/4/67
29 (2nd H)	Kemba Walker vs. Wichita State	11/22/10
28 (1st H)	Richard Hamilton vs. Fairfield	12/30/97
27 (1st H)	Wes Bialosuknia vs. Rutgers	2/23/67
26 (2nd H)	Jordan Hawkins vs. Xavier	1/25/23
26 (1st H)	Donyell Marshall vs. St. John's	3/11/94
26 (2nd H)	Caron Butler vs. Maryland	3/24/02
26 (2nd H)	Ryan Boatright at Houston	2/1/15
25 (2nd H)	Tyrese Martin at Butler	1/20/22
25 (2nd H)	Al Weston vs. Boston University	2/7/73
25 (2nd H)	Shabazz Napier at Houston	12/31/13

## Most Field Goals

21 (of 35)	Wes Bialosuknia vs. Maine	2/4/67
------------	---------------------------	--------

## Most Rebounds

40	Art Quimby vs. Boston University	1/11/55
34	Toby Kimball vs. New Hampshire	2/27/65

## Most Steals

9	Jerome Dyson vs. St. John's	1/8/08
9	Scott Burrell vs. Maine	12/9/90
8	Richard Hamilton vs. Boston University	11/17/97
8	Bobby Dulin vs. New Hampshire	12/4/79
8	Bobby Dulin vs. Providence	1/23/80

## Most Assists

16	Marcus Williams vs. Notre Dame	1/30/05
16	Marcus Williams vs. CCSU	12/22/04
15*	Craig Austrie vs. Quinnipiac	12/30/05
14	Kevin Ollie vs. Boston College	2/21/95
14	Kevin Ollie vs. Tennessee Tech	12/30/93
14	Earl Kelley vs. Boston University	12/7/85
13	Shabazz Napier vs. Coppin State	11/20/11
13	Shabazz Napier vs. Holy Cross	12/18/11
13	Marcus Williams vs. Notre Dame	2/21/06
13	Marcus Williams vs. Providence	2/15/05
13	Taliek Brown vs. Maimi	2/18/04
13*	Marcus Williams vs. Sacred Heart	11/22/03
13	Earl Kelley vs. Central Connecticut	1/29/86

\*-- as a freshman

## Most Blocked Shots

10#	Hasheem Thabeet vs. Providence	1/31/09
10#	Hasheem Thabeet vs. Notre Dame	1/5/08
10*	Hasheem Thabeet vs. Texas Southern	12/3/06
10	Emeka Okafor vs. Army	12/6/03
10	Donyell Marshall vs. Hartford	1/17/94
9	Amida Brimah vs. Maine	11/13/15
9	Hasheem Thabeet vs. Seton Hall	2/14/09
9	Hasheem Thabeet vs. Florida A&M	11/26/07
9*	Hasheem Thabeet vs. Fairfield	11/18/06
9	Hilton Armstrong vs. Louisville	3/4/06
9	Josh Boone vs. St. John's	2/5/05
9	Emeka Okafor vs. Oklahoma	1/11/04
9*	Emeka Okafor vs. Arizona	1/26/02
9*	Emeka Okafor vs. Rutgers	1/30/02
9*	Emeka Okafor vs. Boston College	2/16/02
9	Cliff Robinson vs. Georgetown	2/6/88

#-- UConn BIG EAST record

\*-- as a freshman

## Most 3-Point FGA

14	Rashad Anderson vs. Rice	12/19/04
14	Richard Hamilton vs. North Carolina	3/21/98
14	Ray Allen vs. Rutgers	2/28/96
14	Christian Vital vs. Tulsa (2ot)	1/3/18
14	Jordan Hawkins vs. Oregon (N)	11/24/22

## Most 3-Point Field Goals Made

9 (of 14)	Ray Allen vs. Rutgers	2/28/96
8 (of 12)	Ray Allen vs. Miami	1/31/95
8 (of 13)	A.J. Price vs. Marquette	2/25/09
8 (of 13)	Ben Gordon vs. Quinnipiac	12/13/03

<b>Best FG% (min. 10 FGM)</b>		
100.0 (13-13)	Amida Brimah vs. Coppin State	12/14/14
100.0 (10-10)	Kirk King vs. Providence	1/13/96
100.0 (10-10)	Donovan Clingan vs. LIU (GP)	12/10/22
91.7 (11-12)	Andre Drummond vs. Holy Cross	12/18/11
91.7 (11-12)	Rod Sellers vs. Maine	12/9/89
90.9 (10-11)	Charlie Villanueva vs. Rice	1/2/04
90.9 (10-11)	Travis Knight vs. St. John's	1/17/96
86.7 (13-15)	Mike McKay vs. Yale	12/1/79
85.7 (12-14)	Ben Gordon vs. Miami	1/20/03
85.7 (12-14)	Richard Hamilton vs. Nebraska	3/21/97
85.7 (18-21)	Tony Hanson vs. Vermont	2/19/77

## Best FT% (min. 12 FTM)

100.0 (20-20)	Donyell Marshall vs. St. John's	1/15/94
100.0 (13-13)	Tony Robertson vs. Rutgers	2/19/03
100.0 (12-12)	Caron Butler vs. NC State	1/17/02
100.0 (12-12)	Earl Kelley vs. Seton Hall	1/21/86
100.0 (12-12)	Corny Thompson vs. Fordham	1/16/80
100.0 (12-12)	Bob Boyd vs. Florida Southern	2/8/71

## Most Points by a Freshman (since 1986-87)

31	Richard Hamilton vs. Nebraska	3/21/97
31	Richard Hamilton vs. Pittsburgh	2/25/97
30	Khalid El-Amin vs. Notre Dame	2/17/98
29	Caron Butler vs. Boston College	1/3/01
29	Khalid El-Amin vs. Arizona State	11/28/97
29	Khalid El-Amin vs. West Virginia	12/3/97
29	Khalid El-Amin vs. Hartford	12/28/97
29	Khalid El-Amin vs. St. John's	2/28/98
28	Khalid El-Amin vs. Fairleigh Dickinson	3/12/98
28	Ray Allen vs. Hartford	1/17/94

## Most Points by a Non-Starter (since 1986-87)

33	Rashad Anderson vs. Morehead State	12/23/05
30	Christian Vital vs. Boston University (XL)	11/19/17
29	Christian Vital vs. Columbia (GP)	11/29/17
28	Ray Allen vs. Hartford	1/17/94
26	Rashad Anderson vs. Virginia Tech	1/28/04
26	Christian Vital vs. Temple (GP)	3/7/19
25	Charlie Villanueva vs. Rice	1/2/04
25	Ray Allen vs. Central Connecticut	12/11/93
25	Brian Fair vs. Syracuse	2/1/94
25	Brian Fair vs. Winthrop	1/2/94

## 30-POINT GAMES

Name	Date	Opponent	Points
<b>1959-60</b>			
Jack Rose	3/5/60	Rhode Island	33
<b>1963-64</b>			
Toby Kimball	1/4/64	Manhattan	32
	2/22/64	Colgate	43
	3/4/64	Rhode Island	32
<b>1964-65</b>			
Wes Bialosuknia	12/12/64	Boston College	32
	12/15/64	UMass	32
	1/16/65	Rhode Island	31
	2/3/65	Rutgers	34
	2/16/65	Boston University	37
	3/6/65	Rhode Island	34
Toby Kimball	12/1/64	AIC	30
	2/6/65	Maine	31
<b>1965-66</b>			
Wes Bialosuknia	12/4/65	Yale	35
	12/13/65	Maine	32
<b>1966-67</b>			
Wes Bialosuknia	12/7/66	New Hampshire	32
	12/30/66	Virginia	31
	1/14/67	Rhode Island	40
	2/4/67	Maine	50
	2/11/67	Boston University	30
	2/13/67	Maine	38
	2/21/67	New Hampshire	42
	2/23/67	Rutgers	40
	2/25/67	Rhode Island	38
<b>1967-68</b>			
Bill Corley	1/10/68	New Hampshire	51
<b>1968-69</b>			
Bob Staak	2/19/69	New Hampshire	31
<b>1969-70</b>			
Bob Boyd	12/20/69	Holy Cross	36
	1/10/70	Rhode Island	36
	1/24/70	Dartmouth	32
	2/21/70	Colgate	31
Bob Staak	12/10/69	New Hampshire	31
	2/24/70	Rutgers	31
<b>1970-71</b>			
Al Vaughn	1/30/71	Maine	34
Bob Staak	2/6/71	Maine	32
	12/15/70	UMass	32

Bob Boyd	12/19/70	Yale	30
	2/17/71	Vermont	31
<b>1971-72</b>			
Gary Custick	2/8/72	New Hampshire	30
	3/4/72	Manhattan	30
	2/22/72	Rutgers	31
<b>1972-73</b>			
Chapman	2/3/73	Maine	32
Weston	2/7/73	Boston University	43
<b>1973-74</b>			
Jimmy Foster	1/22/74	Boston University	31
Al Weston	12/15/73	Manhattan	30
<b>1974-75</b>			
Tony Hanson	1/28/75	Fairfield	36
<b>1975-76</b>			
Tony Hanson	2/14/76	Vermont	35
<b>1976-77</b>			
Tony Hanson	12/7/76	Columbia	33
	12/11/76	George Washington	35
	1/21/77	Rhode Island	33
	1/27/77	Boston College	32
	2/19/77	Vermont	42
	3/1/77	Fairfield	37
	3/5/77	Fairfield	36
<b>1978-79</b>			
Corny Thompson	12/6/78	Fairfield	31
	2/24/79	Rhode Island	30
	12/9/78	Boston University	32
<b>1983-84</b>			
Earl Kelley	12/10/83	Boston University	37
<b>1985-86</b>			
Earl Kelley	12/28/85	Northeastern	32
	2/11/86	Pittsburgh	30
<b>1987-88</b>			
Cliff Robinson	12/12/87	Morgan State	31
	12/28/87	Hartford	42
	12/29/87	Princeton	30
<b>1988-89</b>			
Cliff Robinson	12/10/88	Virginia	31
	3/4/89	Pittsburgh	32
<b>1991-92</b>			
Chris Smith	1/4/92	Illinois	33
	1/7/92	St. John's	37
	2/22/92	Providence	32
<b>1992-93</b>			
Scott Burrell	3/2/93	Providence	33
<b>1993-94</b>			
Donyell Marshall	11/27/93	Towson State	31
	12/28/93	Texas-Arlington	33
	12/30/93	Tennessee Tech	35
	1/15/94	St. John's	42
	2/1/94	Syracuse	30
	2/9/94	Boston College	33
	3/11/94	St. John's (BET)	42
<b>1994-95</b>			
Ray Allen	1/23/95	Syracuse	31
	2/4/95	St. John's	31
	2/21/95	Boston College	31
	3/25/95	UCLA (N-CAA)	36
<b>1995-96</b>			
Ray Allen	11/22/95	Texas Christian	30
	12/8/95	Yale	31
	2/28/96	Rutgers	39
	3/2/96	Seton Hall	31
<b>1996-97</b>			
Richard Hamilton	2/25/97	Pittsburgh	31
	3/21/97	Nebraska	31
<b>1997-98</b>			
Khalid El-Amin	2/17/98	Notre Dame	30
Richard Hamilton	12/10/97	Virginia	33
	12/30/97	Fairfield	35
	1/6/98	Miami	31
	1/11/98	Boston College	38
	2/14/98	Pittsburgh	31
	3/12/98	Fairleigh Dickinson (N-CAA)	30
<b>1998-99</b>			
Richard Hamilton	11/19/98	Richmond	32
	1/6/99	Boston College	39
	1/9/99	West Virginia	30
	1/20/99	Miami	31
<b>1999-00</b>			
Khalid El-Amin	1/5/00	Notre Dame	34
	3/9/00	Seton Hall	30
<b>2000-01</b>			
Albert Mouring	2/3/01	Virginia Tech	31
<b>2001-02</b>			
Caron Butler	3/17/02	NC State	34
	3/24/02	Maryland	32
<b>2002-03</b>			
Ben Gordon	12/3/02	Sacred Heart	31
	1/20/03	Miami	32
<b>2003-04</b>			
Ben Gordon	11/19/03	Nevada	37
	12/30/03	Massachusetts	34
	3/27/04	Alabama (NCAA)	36

INDIVIDUAL SINGLE GAME RECORDS

<b>2005-06</b>	Rashad Anderson	12/23/05	Morehead State	33
<b>2007-08</b>	Stanley Robinson	12/22/07	Maine	32
<b>2008-09</b>	A.J. Price	2/25/09 3/12/09	Marquette Syracuse	36 33
<b>2009-10</b>	Jerome Dyson	1/23/10	Texas	32
<b>2010-11</b>	Kemba Walker	11/17/10 11/22/10 11/23/10 11/30/10 12/27/10 1/15/11 2/16/11 3/5/11 3/11/11 3/19/11 3/24/11	Vermont Wichita State Michigan State New Hampshire Pittsburgh DePaul Georgetown Notre Dame Syracuse Cincinnati San Diego State	42 31 30 30 31 31 31 34 33 33 36
<b>2011-12</b>	Jeremy Lamb	11/11/11 2/20/12	Columbia Villanova	30 32
<b>2013-14</b>	Shabazz Napier	1/18/14 2/15/14	Louisville Memphis	30 34
	DeAndre Daniels	1/21/14	Temple	31
<b>2014-15</b>	Amida Brimah	12/14/14	Coppin State	40
	Ryan Boatright	2/1/15	at Houston	31
<b>2015-16</b>	Daniel Hamilton	3/11/16	Cincinnati (N-AAC)	32
<b>2016-17</b>	Jalen Adams*	11/21/16	Oklahoma St. (N-Maui)	34
	Rodney Purvis*	3/9/17	USF (N-AAC Champ., Hartford)	30
<b>2017-18</b>	Christian Vital	11/19/17	Boston University (XL)	30
	Jalen Adams*	12/2/17	Monmouth (XL)	31
<b>2018-19</b>	Jalen Adams	1/19/19	Tulane (GP)	31
<b>2020-21</b>	James Bouknight	12/20/20	Creighton (GP)	40
<b>2021-22</b>	Adama Sanogo	11/24/21	Auburn (N)	30
<b>2022-23</b>	Jordan Hawkins	1/15/23	St. John's (XL)	31

\* Indicates vacated game

Name	Date	Opponent	Rebs
<b>1959-60</b>			
Ed Martin	12/1/59	AIC	25
	12/12/59	Boston College	25
	1/9/60	Holy Cross	23
Walt Griffin	2/23/60	Canisius	20
	2/27/60	Vermont	31
	3/3/60	Colgate	28
<b>1960-61</b>			
Bob Haines	1/4/61	Rutgers	22
<b>1961-62</b>			
Walt Griffin	12/18/61	Brown	22
Gerald Manning	1/11/62	New Hampshire	28
Eddie Slomcenski	2/10/62	Vermont	23
<b>1962-63</b>			
Toby Kimball	12/8/62	Boston College	22
	1/5/63	Holy Cross	24
	2/16/63	Holy Cross	23
	2/23/63	Rutgers	20
	2/26/63	New Hampshire	24
	3/2/63	Rhode Island	22
	3/11/63	West Virginia	19
Eddie Slomcenski	1/12/63	Maine	24
<b>1963-64</b>			
Toby Kimball	12/14/63	Boston College	21
	1/4/64	Manhattan	22
	1/13/64	Maine	23
	2/8/64	Maine	23
	2/15/64	Holy Cross	23
	2/19/64	Holy Cross	24
	2/22/64	Colgate	25
<b>1964-65</b>			
Toby Kimball	12/1/64	AIC	28
	12/5/64	Yale	24
	12/9/64	Harvard	23
	12/15/64	UMass	22
	12/17/64	Maine	21
	1/27/65	Temple	20
	2/6/65	Maine	25
	2/16/65	Boston University	21
	2/20/65	American U.	24
	2/24/65	Manhattan	21
	2/27/65	New Hampshire	34
	3/3/65	Colgate	23
	3/6/65	Rhode Island	21
	3/8/65	St. Joseph's	29

<b>1965-66</b>	Bill Corley	12/4/65 12/7/65 12/13/65	Yale Manhattan Maine	21 21 20
<b>1967-68</b>	Bill Corley	1/10/68 2/3/68 2/17/68 2/20/68	New Hampshire Vermont UMass New Hampshire	28 22 21 21
<b>1968-69</b>	Ron Hrubala	2/1/69 2/19/69	Vermont New Hampshire	20 20
	Steve Koski	12/14/68	Fordham	20
<b>1969-70</b>	Ron Hrubala	1/26/70 2/21/70	Boston University Colgate	20 21
<b>1970-71</b>	Ron Hrubala	12/9/70	New Hampshire	20
<b>1972-73</b>	Cal Chapman	1/24/73	Dartmouth	20
	Earl Wilson	1/27/73	Vermont	21
<b>1975-76</b>	John Thomas	1/21/76	Manhattan	21
<b>1980-81</b>	Corny Thompson	12/30/80	Western Kentucky	20
<b>1986-87</b>	Gerry Besselink	12/11/86	Rhode Island	21
<b>2003-04</b>	Emeka Okafor	2/21/04	Notre Dame	22
<b>2008-09</b>	Hasheem Thabeet	2/14/09	Seton Hall	20
<b>2010-11</b>	Alex Oriakhi	1/8/11	Texas	21

10-ASSIST GAMES  
(assist records begin in 1969-70)

Name	Date	Opponent	Assists
<b>1969-70</b>			
Bob Boyd	12/6/69	Yale	12
	12/16/69	UMass	11
	1/31/70	Vermont	10
	2/11/70	Syracuse	11
<b>1970-71</b>			
Bob Boyd	2/17/71	Vermont	11
<b>1972-73</b>			
Ed Harrison	1/11/73	South Florida	11
	2/24/73	Rhode Island	10
<b>1975-76</b>			
Joey Whelton	12/9/75	Boston University	11
	1/9/76	Columbia	10
	3/4/76	UMass	10
	2/12/76	Lafayette	12
Tony Hanson	2/12/76	Lafayette	12
<b>1975-76</b>			
Tony Hanson	12/9/75	Boston University	11
Joey Whelton	1/9/76	Columbia	10
	3/4/76	UMass	10
<b>1983-84</b>			
Karl Hobbs	12/8/83	US International	10
	1/7/84	Pittsburgh	11
	1/25/84	New Hampshire	12
	2/25/84	Holy Cross	10
<b>1985-86</b>			
Earl Kelley	12/7/85	Boston University	14
	12/21/85	Minnesota	10
	1/29/86	Central Connecticut	13
<b>1986-87</b>			
Tate George	12/4/86	Central Connecticut	10
	12/11/86	Rhode Island	11
	3/5/87	Boston College	12
<b>1987-88</b>			
Tate George	12/12/87	Morgan State	12
<b>1988-89</b>			
Tate George	12/5/88	Marist	10
<b>1989-90</b>			
Tate George	11/24/89	Texas A & M	11
	1/30/90	Massachusetts	12
<b>1992-93</b>			
Kevin Ollie	2/15/93	Syracuse	10
	1/18/93	Georgetown	10
<b>1993-94</b>			
Kevin Ollie	12/30/93	Tennessee Tech	14
	1/10/94	Syracuse	11
	2/26/94	Pittsburgh	11
	3/11/94	St. John's	10
	3/12/94	Providence	10
	12/28/93	Texas-Arlington	10
Doron Sheffer	12/28/93	Texas-Arlington	10
<b>1994-95</b>			
Kevin Ollie	2/21/95	Boston College	14
	3/16/95	Tennessee-Chattanooga	11
	1/3/95	Villanova	10
Doron Sheffer	1/3/95	Villanova	10
<b>1996-97</b>			
Ricky Moore	11/25/96	Northeastern	11
	1/4/97	West Virginia	12
<b>1998-99</b>			
Khalid El-Amin	3/11/99	TX San-Antonio	10

<b>1999-00</b>	Khalid El-Amin	12/4/99 2/9/00 2/19/00	UNC-Asheville Boston College Miami	10 10 11
<b>2000-01</b>	Taliek Brown	1/6/01 1/10/01 2/19/02	St. John's Pittsburgh Fairfield	12 10 10
	Caron Butler	12/22/01 12/26/01	Rhode Island	10 11
<b>2001-02</b>	Taliek Brown	11/19/01 2/19/02 2/23/02	Vanderbilt Georgetown West Virginia	11 10 12
<b>2002-03</b>	Taliek Brown	11/23/02 12/3/02 12/3/02	Quinnipiac Sacred Heart Sacred Heart	10 10 10
	Ben Gordon	12/30/03	Massachusetts	12
<b>2003-04</b>	Taliek Brown	1/28/04 2/18/04 2/24/04 3/12/04 3/27/04	Virginia Tech Miami St. John's Villanova Alabama	11 13 12 10 10
	Ben Gordon	12/20/03 1/17/04 1/22/03	Iona North Carolina Sacred Heart	11 10 13
Marcus Williams	12/22/04	CCSU	16	
<b>2004-05</b>	Marcus Williams	12/30/04 1/22/05 1/30/05 2/15/05 2/21/05 3/5/05 3/10/05	Quinnipiac Pittsburgh Notre Dame Providence Notre Dame Syracuse Georgetown	10 11 16 13 12 10 10
<b>2005-06</b>				
Craig Austrie	12/30/05	Quinnipiac	14	
Marcus Williams	1/16/06	Syracuse	11	
	1/31/06	Pittsburgh	11	
	2/11/06	Seton Hall	10	
	2/18/06	West Virginia	10	
	2/21/06	Notre Dame	13	
	2/26/06	Villanova	12	
	3/9/06	Syracuse	11	
	3/26/06	George Mason	11	
<b>2008-09</b>	A.J. Price	12/20/08 3/12/09	Gonzaga Syracuse	10 10
<b>2009-10</b>				
Jerome Dyson	1/2/10	Notre Dame	10	
	1/6/10	Seton Hall	10	
Kemba Walker	12/2/09	Boston University	10	
	1/2/10	Notre Dame	10	
	1/23/10	Texas	10	
<b>2010-11</b>				
Kemba Walker	12/3/10	UMBC	10	
	2/16/11	Georgetown	10	
	3/17/11	Bucknell	12	
<b>2011-12</b>				
Shabazz Napier	11/20/11	Coppin State	13	
	12/18/11	Holy Cross	13	
	2/15/12	DePaul	11	
<b>2012-13</b>				
Shabazz Napier	2/16/13	Villanova	10	
<b>2013-14</b>				
Shabazz Napier	11/11/13	Yale	10	
	1/11/14	UCF	11	
	1/16/14	Memphis	10	
<b>2014-15</b>				
Daniel Hamilton	12/14/14	Coppin State	11	
<b>2015-16</b>				
Daniel Hamilton	12/23/15	Central Conn.	11	
<b>2016-17</b>				
Jalen Adams	11/22/17	Chaminade	11*	
	12/18/16	North Florida	10*	
	1/11/17	Temple	12*	
	1/25/17	USF	12*	
	2/8/17	USF	10*	
<b>2017-18</b>				
Jalen Adams	2/15/18	Tulsa (XL)	11*	
<b>2018-19</b>				
Alterique Gilbert	12/5/18	Lafayette (XL)	11	
Jalen Adams	3/10/19	at ECU	12	
<b>2019-20</b>				
Alterique Gilbert	12/4/19	Iona (GP)	10	
<b>2022-23</b>				
Tristen Newton	11/15/22 2/7/23	Buffalo (XL) Marquette (XL)	11 12	

\* Indicates vacated game

**UCONN BIG EAST CONFERENCE  
TEAM RECORDS**

**MOST POINTS**

Syracuse (3/12/09 - BET)	117-127	60T
Providence (1/19/91)	102-108	
Notre Dame (1/21/99)	101-70	
Villanova (12/30/98)	100-76	
DePaul (1/8/13)	99-78	
at Seton Hall (2/11/06)	99-57	
Providence (2/6/96)	99-77	
at St. John's (2/4/95)	99-82	
at Seton Hall (1/3/08)	98-86	
St. John's (1/8/95)	98-78	
Georgetown (3/6/21)	98-82	
vs. St. John's (3/11/94 - BET)	97-77	
at Providence (1/22/92)	97-86	OT

**FEWEST POINTS**

Georgetown (2/27/82)	42-60	
Syracuse (2/1/99)	42-59	
Georgetown (2/1/12)	44-58	
at Georgetown (3/3/07)	46-59	
at Miami (1/22/97)	46-69	
Georgetown (2/23/85)	47-68	
at Providence (2/1/82)	47-45	OT
Notre Dame (1/29/12)	48-50	
at Pittsburgh (12/4/96)	49-56	
Georgetown (3/8/91)	49-68	

**FEWEST POINTS IN A WIN**

at Providence (2/1/82)	47-45	OT
at Syracuse (1/16/88)	51-50	
Boston College (2/15/88)	53-49	
Villanova (1/23/82)	53-51	
Seton Hall (2/13/99)	53-48	
Syracuse (3/5/83)	55-54	

**LARGEST WINNING MARGIN**

Cincinnati (3/9/08)	+45, 96-51	
at Seton Hall (2/11/06)	+42, 99-57	
Boston College (2/11/89)	+37, 86-49	
at Virginia Tech (1/28/04)	+36, 96-60	
West Virginia (1/9/99)	+35, 80-45	
DePaul (3/11/21 - BET)	+34, 94-60	
Providence (1/31/09)	+33, 94-61	
Notre Dame (1/12/99)	+31, 101-70	
Seton Hall (1/29/83)	+31, 78-47	
West Virginia (2/7/04)	+30, 88-58	
Butler (XL) (1/22/23)	+30, 86-56	

**MOST FIELD GOALS MADE**

vs. Syracuse (3/12/09 - BET)	43	
at Seton Hall (2/11/06)	41	
West Virginia (2/7/04)	39	
at Boston College (3/8/03)	39	
Georgetown (1/14/04)	38	
West Virginia (2/23/02)	38	
Providence (1/19/91)	38	
at Boston College (1/2/91)	38	

**MOST FIELD GOAL ATTEMPTS**

vs. Syracuse (3/12/09 - BET)	106	
at Notre Dame (2/8/97)	80	
at St. John's (1/2/90)	80	

**BEST FIELD GOAL PERCENTAGE**

at Boston College (1/27/87)	64.1 (25-39)	
at Syracuse (2/3/92)	62.2 (28-45)	
at Boston College (3/8/03)	60.9 (39-64)	
Providence (2/6/96)	60.7 (37-61)	
Seton Hall (12/22/79)	60.7 (34-56)	

**3-POINT FIELD GOALS**

at Seton Hall (1/8/22)	14 (ot)	
at Virginia Tech (1/28/04)	13	
at Providence (2/8/03)	13	
Miami (1/31/95)	13	
at Xavier (12/31/22)	13	
vs. Providence (N) (3/9/23)	13	

**3-POINT FIELD GOAL ATTEMPTS**

at Xavier (12/31/22)	37	
vs. Syracuse (3/12/09 - BET)	35	
at Syracuse (2/1/94)	30	
Creighton (12/20/20)	30 (ot)	
Georgetown (GP) (12/20/22)	30	
Villanova (XL) (12/28/22)	30	
vs. Providence (N) (3/9/23)	30	
Providence (12/18/21)	29	
Rutgers (2/28/96)	29	
vs. Villanova - BET (3/12/95)	29	
Georgetown (2/27/13)	29 (ot)	

**3-POINT FIELD GOAL PERCENTAGE**

at Providence (2/8/03)	68.4, (13-19)	
at Notre Dame (2/17/98)	66.7, (8-12)	
at Pittsburgh (3/2/91)	66.7, (8-12)	
at Seton Hall (12/8/93)	63.6, (7-11)	
Boston College (2/13/01)	62.5, (5-8)	
Villanova (2/28/06)	61.5, (8-13)	
Rutgers (2/19/03)	61.5, (8-13)	

**FREE THROWS MADE**

at Boston College (3/3/90)	38	
at Villanova (1/11/92)	37	

**FREE THROWS ATTEMPTED**

at Providence (2/3/90)	51	
at Providence (2/19/91)	49	
at Seton Hall (1/3/08)	47	
at Seton Hall (3/1/83)	47	

**FREE THROW PERCENTAGE (min 10 FTA)**

Rutgers (2/19/03)	96.2 (25-26)	
at Georgetown (2/28/81)	94.7 (18-19)	
at Syracuse (2/28/99)	94.1 (16-17)	
at Seton Hall (3/3/21)	93.8 (15-16)	
Villanova (2/5/81)	93.8 (15-16)	
Miami (1/6/96)	93.3 (14-15)	
at Seton Hall (3/2/85)	93.3 (14-15)	
at Rutgers (1/2/97)	92.9 (13-14)	
at Seton Hall (1/18/23)	92.9 (13-14)	
Providence (GP) (2/22/23)	92.9 (13-14)	
at Villanova (3/4/23)	92.9 (13-14)	

**REBOUNDS**

vs. Syracuse (3/12/09 - BET)	76	
at Seton Hall (2/11/06)	60	
Notre Dame (2/21/04)	59	
vs. Seton Hall (3/7/96)	59	
at St. John's (2/9/02)	57	
Boston College (2/11/89)	57	

**ASSISTS**

West Virginia (2/23/02)	25	
at Seton Hall (3/2/96)	25	
Georgetown (1/16/96)	25	
Pittsburgh (2/6/96)	25	

**TURNOVERS**

vs. Syracuse (3/12/09 - BET)	27	
at Pittsburgh (12/4/96)	27	
at Georgetown (2/28/81)	26	

**STEALS**

Providence (1/23/80)	19	
at St. John's (1/22/91)	18	
St. John's (1/12/91)	18	

**BLOCKS**

Notre Dame (2/21/06)	19	
Providence (1/31/09)	17	
St. John's (2/5/05)	17	
vs. Syracuse (3/12/09 - BET)	16	
St. John's (1/25/06)	16	
at Syracuse (1/16/06)	16	
Rutgers (1/15/05)	16	

**UCONN BIG EAST CONFERENCE  
INDIVIDUAL RECORDS**

**MOST POINTS**

Donyell Marshall	(at St. John's 1/15/94)	42
Donyell Marshall	(vs. St. John's 3/11/94)	42
James Bouknight	(vs. Creighton, ot, 12/20/20)	40
Ray Allen	(vs. Rutgers, 2/28/96)	39
Richard Hamilton	(vs. Boston College, 1/6/99)	39
Richard Hamilton	(at Boston College 1/11/98)	38
Chris Smith	(vs. St. John's, 1/7/92)	37

**MOST FIELD GOALS MADE**

Donyell Marshall	(vs. St. John's, 3/11/94)	15
Richard Hamilton	(vs. Boston College, 1/6/99)	14
James Bouknight	(vs. Creighton, ot, 12/20/20)	13

**MOST FIELD GOAL ATTEMPTS**

Cliff Robinson	(Villanova, 1/4/89)	29
Richard Hamilton	(Miami, 1/20/99)	28

**3-POINT FIELD GOALS MADE**

Ray Allen	(Rutgers, 2/28/96)	9
A.J. Price	(at Marquette, 2/25/09)	8
Ray Allen	(Miami, 1/31/95)	8

**3-POINT FIELD GOALS ATTEMPTS**

Ray Allen	(Rutgers, 2/28/96)	14
A.J. Price	(vs. Syracuse, 3/12/09)	13
A.J. Price	(at Marquette, 2/25/09)	13
Jerome Dyson	(at Syracuse, 2/17/07)	13
Rashad Anderson	(at St. John's 2/24/04)	13

**FREE THROWS MADE**

Donyell Marshall	(at St. John's, 1/15/94)	20
Richard Hamilton	(Notre Dame, 1/12/99)	14
Kemba Walker	(at Villanova, 2/15/10)	14
Kemba Walker	(West Virginia, 2/22/10)	14
Ryan Boatright	(at Cincinnati, 3/2/13)	14

**FREE THROWS ATTEMPTED**

Donyell Marshall	(at St. John's, 1/15/94)	20
Kemba Walker	(West Virginia, 2/22/10)	17
Caron Butler	(at Boston College, 1/3/01)	17
Rod Sellers	(vs. St. John's, 3/13/92)	17
Cliff Robinson	(Villanova, 1/20/88)	17

**FREE THROW PERCENTAGE (min. 10 attempts)**

Donyell Marshall	(at St. John's, 1/15/94)	100.0 (20-20)
Tony Robertson	(Rutgers, 2/19/03)	100.0 (13-13)
Cliff Robinson	(at Pittsburgh, 3/4/92)	100.0 (11-11)
Earl Kelley	(Seton Hall, 1/21/86)	100.0 (11-11)
Doug Wiggins	(at South Florida, 2/16/08)	100.0 (11-11)
Kemba Walker	(Notre Dame, 3/5/11)	100.0 (10-10)
Kemba Walker	(Louisville, 2/28/10)	100.0 (10-10)
Donyell Marshall	(vs. St. John's, 3/11/94)	100.0 (10-10)
Doron Sheffer	(Providence, 2/6/96)	100.0 (10-10)
Ryan Boatright	(at Seton Hall, 2/10/13)	100.0 (10-10)

**REBOUNDS**

Emeka Okafor	(Notre Dame, 2/21/04)	22
Hasheem Thabeet	(at Seton Hall, 2/14/09)	20
Rod Sellers	(Seton Hall, 2/8/92)	19
Travis Knight	(vs. Seton Hall, 3/7/96)	19
Adama Sanogo	(St. John's, GP, 1/12/22)	18
Emeka Okafor	(at St. John's, 2/24/04)	18
Emeka Okafor	(vs. Seton Hall, 3/13/03)	18
Cory Thompson	(Boston College, 2/28/80)	18

**ASSISTS**

Marcus Williams	(at Notre Dame, 1/30/05)	16
Kevin Ollie	(Boston College, 2/21/95)	14
Marcus Williams	(at Providence, 2/15/05)	13
Taliek Brown	(Miami, 2/18/04)	13

**TURNOVERS**

Richard Hamilton	(at Providence, 2/22/99)	9
Doron Sheffer	(Georgetown, 2/19/96)	9

**BLOCKS**

Hasheem Thabeet	(Providence, 1/31/09)	10
Hasheem Thabeet	(at Notre Dame, 1/5/08)	10
Hasheem Thabeet	(at Seton Hall, 2/14/09)	9
Hilton Armstrong	(Louisville, 3/4/06)	9
Josh Boone	(St. John's, 2/5/05)	9
Emeka Okafor	(St. John's, 2/22/03)	9
Emeka Okafor	(at Rutgers, 1/30/02)	9
Emeka Okafor	(Boston College, 2/16/02)	9
Cliff Robinson	(Georgetown, 2/6/88)	9

**STEALS**

Jerome Dyson	(St. John's, 1/8/08)	9
Scott Burrell	(Georgetown, 2/11/91)	8
Bobby Dulin	(Providence, 1/23/80)	8



## XL CENTER RECORDS

### XL Center Won-Lost Records

**46 seasons --- 289-106 (.732)**

Season	Record
1975-76	0-1
1976-77	3-4
1977-78	3-1
1978-79	No games
1979-80	0-1
1980-81	4-2
1981-82	3-4
(includes 0-1 in BEast Tournament)	
1982-83	3-4
1983-84	2-5
1984-85	3-5
1985-86	2-6
1986-87	2-7
1987-88	6-6
1988-89	10-3
1989-90	9-1
1990-91	5-2
1991-92	8-1
1992-93	5-4
1993-94	8-0
1994-95	9-0
1995-96	9-0
1996-97	7-5
1997-98	12-0
1998-99	7-1
1999-00	8-1
2000-01	9-1
2001-02	7-2
2002-03	9-0
2003-04	9-1
2004-05	8-2
2005-06	10-0
2006-07	8-3
2007-08	8-1
2008-09	7-2
2009-10	7-3
2010-11	8-2
2011-12	8-2
2012-13	7-2
2013-14	7-1
2014-15	9-2
(includes 3-1 in AAC Championship)	
2015-16	6-2
2016-17	6-4
(includes 2-1 in AAC Championship)	
2017-18	4-3
2018-19	5-4
2019-20	6-2
2020-21	No games
2021-22	6-2
2022-23	7-1

**AAC Opponents (22-14)**

Opponent	UConn vs.
Cincinnati	3-3
East Carolina	3-0
Houston	1-2
Memphis	3-0
SMU	2-2
Temple	1-2
Tulane	1-0
Tulsa	2-2
UCF	2-1
USF	4-0
Wichita State	0-2

**BIG EAST Opponents (102-68)**

Opponent	UConn vs.
Boston College	9-3
Butler	2-0
Cincinnati	2-1
Creighton	0-1
DePaul	2-0
Georgetown	8-11
Louisville	1-2
Marquette	2-3
Miami	3-0
Notre Dame	7-2
Providence	7-9
Pittsburgh	10-6
Rutgers	5-0
St. John's	7-9
Seton Hall	5-4
South Florida	3-0
Syracuse	12-9
Villanova	11-8
Virginia Tech	2-0
West Virginia	4-0

**Non-Conference (165-24)**

Opponent	UConn vs.
Air Force	2-0
Arizona	0-1
Arizona State	1-0
Arkansas	1-0
Army	2-0
Auburn	0-1
Ball St.	1-0
Binghamton	1-0
Boston College	0-1
Boston Univ.	4-0
Bryant	1-0
Buffalo	1-0
California	2-0
Central Arkansas	1-0
Central Connecticut	7-0
Central Florida	1-0
Colgate	1-0
Columbia	1-0
Coppin St.	7-0
Cornell	1-0
Deleware State	1-0
Drexel	1-0
Fairfield	14-0
Florida A&M	1-0
Fordham	2-0
Furman	1-0
Gardner-Webb	1-0
Georgetown	1-0
George Washington	1-0
Hartford	11-1
Harvard	2-0
Holy Cross	1-1
Illinois	1-0
Illinois State	0-1
Indiana	1-1
Iona	2-1
Kansas	0-1
Lafayette	3-0
Lehigh	2-0
Louisiana State	1-0
Louisiana Tech	1-0
Loyola (Md.)	1-0
Maine	6-0
Manhattan	1-0
Maryland	1-0
Maryland- Eastern Shore	2-0
Massachusetts	7-1
Minnesota	1-1
Mississippi	1-0
Mississippi St.	1-0
Monmouth	1-0
NJIT	1-0
New Hampshire	5-0
Niagara	0-1
NC Asheville	1-0
North Carolina	0-1
NC-Wilmington	1-0
Northeastern	3-1
Ohio State	0-1
Pepperdine	2-0
Princeton	1-0
Providence	0-1
Purdue	0-1
Quinnipiac	4-0
Rhode Island	3-2
Rice	1-0
Rutgers	0-1
Sacred Heart	4-0
Saint Peter's	1-0
St. Bonaventure	1-1
St. Francis (PA)	1-0
St. Joseph's	1-0
St. Mary's	1-0
South Florida	1-0
Stonehill	1-0
Stanford	0-1
Stony Brook	4-0
SW Texas St.	1-0
Tennessee	1-0
Texas	1-0
Texas A&M	1-0
Towson St.	1-0
UMass-Lowell	1-0
Vermont	1-0
Villanova	0-1
Virginia	1-1
Wagner	1-0
Wake Forest	1-0
Washington	1-0
Western Kentucky	1-0
Yale	7-0

**Most Points By UConn**

Opp.	Date
123 Quinnipiac	12/30/04
117 UNC Asheville	12/21/02
117 Central Connecticut	12/11/93
116 Central Connecticut	1/23/96
112 Central Connecticut	12/27/91
111 Quinnipiac	12/30/05
111 Sacred Heart	11/22/03
111 Wagner	11/27/98
110 New Hampshire	11/26/01
110 Lafayette	11/25/94

**Most Points Against UConn**

Opp.	Date
108 Providence	1/19/91
95 Syracuse	1/18/84
94 Hartford	12/28/87
93 St. John's	2/10/82
90 Northeastern	12/28/85

**Most Points**

42 Kemba Walker vs. Vermont	11/17/10
42 Cliff Robinson vs. Hartford	12/28/87
40 Amida Brimah vs. Coppin State	12/14/14
35 Richard Hamilton vs. Fairfield	12/30/97
34 Ben Gordon vs. Massachusetts	12/30/03
34 Khalid El-Amin vs. Notre Dame	1/5/00
34 Shabazz Napier vs. Memphis	2/15/14
32 Stanley Robinson vs. Maine	12/22/07
32 Earl Kelley vs. Northeastern	12/28/85
31 Ray Allen vs. Boston College	2/21/95
31 Ray Allen vs. Yale	12/8/95
31 Richard Hamilton vs. Pittsburgh	2/25/97
31 Richard Hamilton vs. Pittsburgh	2/14/98
31 DeAndre Daniels vs. Temple	1/21/14
31 Jalen Adams vs. Monmouth	12/2/17
31 Jordan Hawkins vs. St. John's	1/15/23
30 Cliff Robinson vs. Pittsburgh	12/29/80
30* Rodney Purvis vs. USF	3/9/17
30* Christian Vital vs. Boston University	11/19/17

**Most Field Goals Made**

15 Kemba Walker vs. Vermont	11/17/10
14 Cliff Robinson vs. Hartford	12/28/87
13 Stanley Robinson vs. Maine	12/22/07
13 Stanley Robinson vs. Iona	12/27/09
13 Donyell Marshall vs. Georgetown	1/4/94
13 Richard Hamilton vs. Fairfield	12/30/97
13 Amida Brimah vs. Coppin State	12/14/14
13* Jalen Adams vs. Monmouth	12/2/17
12 Ben Gordon vs. Massachusetts	12/30/03
12 Ben Gordon vs. UNC Asheville	12/21/02
12 Alvin Frederick vs. Villanova	1/27/84
12 Donny Marshall vs. Central Ct.	12/11/93
12 Cliff Robinson vs. California	3/20/89

**Most Field Goals Attempted**

29 Cliff Robinson vs. Providence	1/4/89
26 Khalid El-Amin vs. Notre Dame	1/5/00
26 Ray Allen vs. St. John's	1/8/95
25 Earl Kelley vs. Northeastern	12/28/85
24 Kemba Walker vs. Vermont	11/17/10
24 Caron Butler vs. Vanderbilt	11/19/01
24 Chris Smith vs. Furman	12/28/91

**Most Rebounds**

22 Emeka Okafor vs. Notre Dame	2/22/04
20 Coryn Thompson vs. Western Ky.	12/30/80
17 Hasheem Thabeet vs. Seton Hall	1/18/09
17 Jeff Adrien vs. Fairfield	11/18/06
16 Stanley Robinson vs. Notre Dame	1/2/10
16 Josh Carlton vs. ECU	2/3/19

**Most Assists**

16 Marcus Williams vs. Central Ct.	12/22/04
14 Craig Austrie vs. Quinnipiac	12/30/05
14 Kevin Ollie vs. Boston College	2/21/95
13 Marcus Williams vs. Notre Dame	2/21/06
13 Taliek Brown vs. Miami	2/18/04
13 Marcus Williams vs. Sacred Heart	11/22/04
13 Shabazz Napier vs. Coppin State	11/20/11
13 Shabazz Napier vs. Holy Cross	12/18/11

**Most 3-Point FG Made**

8 Ray Allen vs. Miami	1/3/95
7 Ben Gordon vs. Massachusetts	12/30/03
7 Khalid El-Amin vs. Hartford	12/28/88

**Most 3-Point FG Attempts**

14 Rashad Anderson vs. Rice	12/19/04
13 Chris Smith vs. California	3/17/90
13 Rodney Purvis vs. SMU	3/15/15
13* Rodney Purvis vs. Auburn	12/23/16
12 Six Times	

**Most Free Throws Made**

15 Albert Mouring vs. Quinnipiac	11/17/01
14 Kemba Walker vs. West Virginia	2/22/10
14 Richard Hamilton vs. Notre Dame	1/12/99
14 Amida Brimah vs. Coppin State	12/14/14
14 Cliff Robinson vs. Hartford	12/28/87
14 Tristen Newton vs. Buffalo	11/15/22
13 Tony Robertson vs. Rutgers	2/19/03

**Most Free Throws Attempted**

21 Cliff Robinson vs. Hartford	12/28/87
17 Kemba Walker vs. West Virginia	2/22/10
17 Cliff Robinson vs. Villanova	1/20/88
17 Tristen Newton vs. Buffalo	11/15/22
16 Albert Mouring vs. Quinnipiac	11/17/00
16 Amida Brimah vs. Coppin State	12/14/14

\* Indicates vacated game

**INDIVIDUAL OPPONENT TOP PERFORMANCES**

**Most Points**

35 Trent Tucker (Minnesota)	3/16/81
34 Reggie Williams (Georgetown)	2/11/87
33 J.R. Bremer (St. Bonaventure)	12/28/01
33 Troy Murphy (Notre Dame)	1/5/00
32 Joe Alexander (West Virginia)	3/1/08
32 Leonard Taylor (California)	3/20/89
32 Mike Polaha (Lehigh)	12/30/86

**Most Field Goals Made**

14 Luke Harangody (Notre Dame)	1/2/10
14 Joe Alexander (West Virginia)	3/1/08
14 Trent Tucker (Minnesota)	3/16/81
13 Chris Mullen (St. John's)	2/11/84

**Most Field Goals Attempted**

27 Luke Harangody (Notre Dame)	1/2/10
26 Laurence Moten (Syracuse)	1/10/94
25 Carmelo Anthony (Syracuse)	2/10/03
25 John Wallace (Syracuse)	1/21/96

**Most Rebounds**

23 DeJuan Blair (Pittsburgh)	2/16/09
21 Jerome Lane (Pittsburgh)	2/21/87
17 Etan Thomas (Syracuse)	3/4/00
17 Derrick Coleman (Syracuse)	2/20/88

**Most Assists**

12 Mark Jackson (St. John's)	1/18/86
10 Five Times	

**Most 3-Point Field Goals Made**

7 Mike Polaha (Lehigh)	12/30/86
7 Sterling Taplin (Tulsa)	2/15/18
6 7 Times	

**Most 3-point Field Goal Attempts**

17 Mike Polaha (Lehigh)	12/30/86
13 Lawrence Moten (Syracuse)	1/10/94
12 Levell Sanders (Seton Hall)	1/13/98

**Most Free Throws Made**

16 Leonard Taylor (California)	3/20/89
15 Gary Clark (Cincinnati)	3/11/17
14 Tony Bruin (Syracuse)	2/13/82
14 Chris Mullen (St. John's)	2/10/82
12 Marvin Saddler (Providence)	1/19/91

**Most Free Throws Attempted**

18 Leonard Taylor (California)	3/20/89
16 Tony Bruin (Syracuse)	2/13/82
16 Chris Mullen (St. John's)	2/10/82
16 Gary Clark (Cincinnati)	3/11/17

# HARRY A. GAMPTEL PAVILION RECORDS

## Gampel Pavilion Won-Lost Records

**34 seasons -- 218-41 (.842)**

Season	Record
1989-90	5-0
1990-91	7-2
1991-92	6-1
1992-93	5-2
1993-94	7-0
1994-95	5-1
1995-96	6-0
1996-97	6-2
1997-98	6-0
1998-99	6-1
1999-00	5-2
2000-01	8-1
2001-02	6-0
2002-03	5-2
2003-04	8-0
2004-05	6-1
2005-06	6-0
2006-07	7-2
2007-08	8-0
2008-09	7-0
2009-10	8-1
2010-11	5-2
2011-12	5-2
2012-13	6-1
2013-14	7-2
2014-15	4-4
2015-16	8-1
2016-17	4-3
2017-18	7-2
2018-19	8-1
2019-20	8-1
2020-21	7-3
2021-22	8-0
2022-23	8-1

**AAC Opponents (26-8)**

Opponent	UConn vs.
Cincinnati	1-2
East Carolina	2-0
Houston	2-1
Louisville	0-1
Memphis	1-2
Rutgers	1-0
SMU	2-1
Temple	3-1
Tulane	4-0
Tulsa	1-0
UCF	4-0
USF	4-0
Wichita State	1-0

**BIG EAST Opponents (90-23)**

Opponent	UConn vs.
Boston College	5-1
Butler	1-0
Cincinnati	1-1
Creighton	1-1
DePaul	5-0
Georgetown	6-1
Louisville	1-2
Marquette	2-1
Miami	7-2
Notre Dame	3-1
Pittsburgh	3-1
Providence	11-2
Rutgers	4-0
St. John's	11-4

Seton Hall	11-2
South Florida	1-0
Syracuse	4-1
Villanova	6-2
Virginia Tech	1-0
West Virginia	5-0
Xavier	1-1
<b>Non-Conference (102-10)</b>	
<b>Opponent UConn vs.</b>	
Albany	1-0
Arizona	1-0
Arizona State	0-1
Army	1-0
Boston Univ.	3-0
Bradley	1-0
Brown	1-0
Bryant	1-0
Buffalo	2-0
Central Ct.	3-0
Charleston	1-0
Colgate	2-0
Columbia	2-0
Coppin St.	1-0
Delaware St.	1-0
Detroit Mercy	1-1
Fairfield	3-0
Fairleigh Dickinson	1-0
Florida	2-0
Florida International	1-0
Florida St.	0-1
Fordham	1-0
Furman	1-0
Georgia Tech	1-0
Grambling St.	1-0
Hartford	3-0
Harvard	4-0
Hofstra	1-0
Houston	1-0
Iona	2-0
Jackson St.	0-1
Long Island	2-0
Maine	2-0
Manhattan	1-0
Massachusetts	1-0
Michigan	1-0
Michigan St.	1-0
UMKC	1-0
Morehead State	2-0
Morgan State	1-0
Nebraska	1-0
Nevada	1-0
New Hampshire	4-0
UNC Asheville	1-0
UNC Wilmington	1-0
North Carolina	1-0
North Carolina St.	0-1
Northeastern	4-1
North Florida	1-0
Ohio State	1-0
Oklahoma	1-0
Oklahoma State	1-0
Quinnipiac	4-0
Rhode Island	1-0
Richmond	1-0
Sacred Heart	3-0
St. Joseph's	0-1
South Carolina	1-0
Stanford	1-0
Stony Brook	2-0
Texas	2-1
Texas Southern	2-0
UMass-Lowell	1-0
Vermont	2-0
Virginia	1-0
Wagner	2-1
Western Carolina	1-0
William & Mary	1-0
Winthrop	1-0
Yale	2-1

**Most Points By UConn**

Opp.	Date
129 Morehead State	12/23/05
116 Sacred Heart	12/3/02
115 Central Connecticut	1/10/91
114 LIU	12/10/22
113 Texas Southern	12/2/05
113 Winthrop	1/2/94
106 Texas Southern	12/3/06
102 Central Connecticut	11/25/20
102 Quinnipiac	11/15/99
102 Hartford	1/5/95
101 Detroit	11/14/13
100 Maine	11/13/15

**Most Points Against UConn**

Opp.	Date
96 St. Joseph's	11/13/19
96 Villanova	2/18/95
95 Boston College	2/1/03
90 Jackson St.	3/19/93
86 Florida St.	2/6/93
86 Texas	12/15/93
85 Wagner	12/7/02
83 Memphis	2/25/18

**UConn Individual Top Performances**

Most Points	Date
40 (ot) James Bouknight vs. Creighton	12/20/20
39 Ray Allen vs. Rutgers	2/28/96
37 Ben Gordon vs. Nevada	11/19/03
37 Chris Smith vs. St. John's	1/7/92
34 Kemba Walker vs. Notre Dame	3/5/11
33 Rashad Anderson vs. Morehead State	12/23/05
32 Jerome Dyson vs. Texas	1/23/10
32 Richard Hamilton vs. Richmond	11/19/98
32 Chris Smith vs. Providence	2/22/92
31 Ben Gordon vs. Sacred Heart	12/3/02
31 Ray Allen vs. Syracuse	1/23/95
31 Richard Hamilton vs. Nebraska	3/21/97
31 Albert Mouring vs. Virginia Tech	2/3/01
31 Jalen Adams vs. Tulane	1/19/19
30 Jeremy Lamb vs. Columbia	11/11/11
30 Shabazz Napier vs. Louisville	1/18/14

**Most Field Goals Made**

13 (ot) James Bouknight vs. Creighton	12/20/20
13 Chris Smith vs. St. John's	1/7/92
13 Ray Allen vs. Rutgers	2/28/96
13 Jalen Adams vs. Tulane	1/19/19
12 Rashad Anderson vs. Morehead State	12/23/05
12 Donyell Marshall vs. Florida St.	2/6/93
12 Richard Hamilton vs. West Virginia	12/13/97
12 Richard Hamilton vs. Nebraska	3/21/97
12 Khalid El-Amin vs. Vermont	11/19/99
12 Adama Sanogo vs. Boston University	11/11/22

**Most Field Goals Attempted**

26 Jalen Adams vs. Tulane	1/19/19
24 (ot) James Bouknight vs. Creighton	12/20/20
23 Jerome Dyson vs. Texas	1/23/10
23 Donyell Marshall vs. Miami	2/5/94
22 Kemba Walker vs. Notre Dame	3/5/11
22 Richard Hamilton vs. Miami	2/20/99
22 Khalid El-Amin vs. Miami	2/20/99
22 Ray Allen vs. Rutgers	2/28/96
22 Chris Smith vs. Seton Hall	2/8/92
22 Chris Smith vs. St. John's	1/7/92
22 Chris Smith vs. St. John's	1/13/91

**Most Rebounds**

19 Emeka Okafor vs. Wagner	12/7/02
19 Rod Sellers vs. Seton Hall	2/8/92
18 Adama Sanogo vs. St. John's	1/12/22
17 Hasheem Thabeet vs. Delaware St.	12/1/08
17 Hasheem Thabeet vs. Western Carolina	11/14/08
16 Adama Sanogo vs. Seton Hall	2/16/22
16 Tyrese Martin vs. DePaul	3/5/22
16 Daniel Hamilton vs. East Carolina	2/7/16
16 Christian Vital vs. St. Joseph's	11/13/19

**Most Assists**

12 Marcus Williams vs. Villanova	2/26/06
12 Taliek Brown vs. West Virginia	2/23/02
12 Taliek Brown vs. St. John's	1/6/01
12 Doron Sheffer vs. Rutgers	2/28/96
12* Jalen Adams vs. Temple	1/11/17

**Most 3-Point Field Goals Made**

9 Ray Allen vs. Rutgers	2/28/96
8 Ben Gordon vs. Quinnipiac	12/13/03
7 Rashad Anderson vs. Morehead State	12/23/05
7 Shabazz Napier vs. Rutgers	3/5/14
7 Ryan Boatright vs. East Carolina	2/4/15
7 Christian Vital vs. Columbia	11/29/17
7 Christian Vital vs. Temple	3/7/19

**Most 3-Point Field Goals Attempted**

13 Ben Gordon vs. Quinnipiac	12/13/03
12 (ot) James Bouknight vs. Creighton	12/20/20
12 Christian Vital vs. SMU	1/25/18
12 Christian Vital vs. Columbia	11/29/17
12 Christian Vital vs. St. Joseph's	11/13/19
11 Shabazz Napier vs. Georgetown	2/27/13
11 Chris Smith vs. Providence	2/22/92
11 Shabazz Napier vs. Rutgers	3/5/14
11 Christian Vital vs. Temple	3/7/19
11 Jordan Hawkins vs. Seton Hall	2/18/23

**Most Free Throws Made**

14 Jerome Dyson vs. Hofstra	11/17/09
13 Christian Vital vs. St. Joseph's	11/13/19
12 Chris Smith vs. Boston College	2/5/91
11 Ben Gordon vs. Sacred Heart	12/3/02
11 Chris Smith vs. Providence	2/19/90
11 Shabazz Napier vs. Louisville	1/18/14

**Most Free Throws Attempted**

16 Chris Smith vs. Villanova	1/27/92
16 Chris Smith vs. Boston College	2/5/91

\* Indicates vacated game

**Opponent Individual Top Performances**

Most Points	Date
40 Scottie Reynolds (Villanova)	2/28/07
39 Lindsey Hunter (Jackson St.)	3/19/93
37 Kerry Kittles (Villanova)	2/18/95
35 Brandon Young (DePaul)	1/8/13
34 Shizz Alston (Temple)	3/7/19
32 Luke Harangody (Notre Dame)	2/13/08
31 Derrick Brown (Providence)	1/29/97
30 Jeremy Lin (Harvard)	12/6/09
30 Lamar Morgan (Coppin St.)	12/9/17
30 Ryan Daly (St. Joseph's)	11/13/19

**Most Field Goals Made**

13 Brandon Young (DePaul)	1/8/13
13 Luke Harangody (Notre Dame)	2/13/08
12 5 Times, Most recent: Shizz Alston (Temple)	3/7/19

**Most Field Goals Attempted**

27 Rodney Monroe (North Carolina St.)	2/16/91
27 Ryan Daly (St. Joseph's)	11/13/19
26 Malik Sealy (St. John's)	1/7/92

**Most Rebounds**

17 Kitwana Rhymer (Massachusetts)	11/22/99
16 Luke Harangody (Notre Dame)	2/13/08
16 Michael Smith (Providence)	1/23/93
16 Arthur Kaluma (Creighton)	1/7/23

**Most Assists**

15 Omar Cook (St. John's)	1/6/01
10 Sharaud Curry (Providence)	1/31/09
10 Marty Higgins (Maine)	12/7/91
10 God Shammgod (Providence)	2/6/96
10 Jarron Cumberland (Cincinnati)	2/9/20

**Most 3-Point Field Goals Made**

7 Eric Eberz (Villanova)	2/18/95
7 Lamar Morgan (Coppin St.)	12/9/17
6 11 Times	

**Most 3-Point Field Goals Attempted**

15 Scottie Reynolds (Villanova)	2/28/07
15 Rashad Phillips (Detroit Mercy)	3/18/01
15 Bernard Cieplickie (Fairfield)	12/23/91

**Most Free Throws Made**

15 Hakim Warrick (Syracuse)	3/5/05
13 Calvin Bowman (West Virginia)	2/26/00
12 Zendon Hamilton (St. John's)	1/8/97
12 Russ Smith (Louisville)	1/18/14

**Most Free Throws Attempted**

22 Hakim Warrick (Syracuse)	3/5/05
20 Zendon Hamilton (St. John's)	1/8/97
17 Mike Bond (Hartford)	1/15/95
15 Danya Abrams (Boston College)	12/7/96
15 Russ Smith (Louisville)	1/18/14



introductions at Gampel Pavilion.

TRIPLE-DOUBLES, DOUBLE-DOUBLES (since 1959-60)

TRIPLE-DOUBLES			
<b>2022-23 Season</b>			
Tristen Newton	22 pts, 10 reb, 11 ast	Buffalo (XL)	11/15/22
Tristen Newton	12 pts, 10 reb, 12 ast	Marquette(XL)	2/7/23
<b>2015-16 Season</b>			
Daniel Hamilton	11 pts, 11 reb, 11 ast	CCSU (XL)	12/23/15
<b>2013-14 Season</b>			
Shabazz Napier	14 pts, 11 reb, 10 ast	Yale (XL)	11/11/13
<b>2011-12 Season</b>			
Shabazz Napier	22 pts, 12 reb, 13 ast	Coppin St. (XL)	11/20/11
<b>2010-11 Season</b>			
Kemba Walker	24 pts, 13 reb, 10 ast	UMBC (XL)	12/3/10
<b>2008-09 Season</b>			
Hasheem Thabeet	15 pts, 11 reb, 10 blk	Providence (GP)	1/31/09
<b>2005-06 Season</b>			
Marcus Williams	18 pts, 10 reb, 13 ast	Notre Dame (HCC)	2/21/06
<b>2003-04 Season</b>			
Ben Gordon	17 pts, 16 reb, 11 ast	Iona (HCC)	12/20/03
Emeka Okafor	18 pts, 15 reb, 10 blk	Army (GP)	12/6/03
<b>2000-01 Season</b>			
Caron Butler	14 pts, 12 reb, 11 ast	Rhode Island (HCC)	12/26/00
<b>1995-96 Season</b>			
Doron Sheffer	10 pts, 10 reb, 11 ast	Hartford (HCC)	12/30/95
<b>1993-94 Season</b>			
Donyell Marshall	23 pts, 11 reb, 10 blk	Hartford (HCC)	1/17/94

DOUBLE-DOUBLES

<b>2022-23 Season</b>			
Adama Sanogo	27 pts, 15 reb	Boston U. (GP)	11/11/22
	27 pts, 14 reb	at Butler	12/17/22
	14 pts, 10 reb	St. John's (XL)	1/15/23
	17 pts, 14 reb	Butler (XL)	1/22/23
	17 pts, 10 reb	at Creighton	2/11/23
	19 pts, 11 reb	Marquette (N-msg)	3/10/23
	28 pts, 13 reb	Iona (N)	3/17/23
	10 pts, 10 reb	Gonzaga (N)	3/25/23
	21 pts, 10 reb	Miami (NL)	4/1/23
	17 pts, 10 reb	San Diego St. (N)	4/3/23
Donovan Clingan	15 pts, 10 reb	Iowa State (N)	11/27/22
	21 pts, 11 reb	LIU (GP)	12/10/22
	12 pts, 11 reb	at Providence	1/4/23
	20 pts, 10 reb	at Marquette	1/11/23
Andre Jackson	10 pts, 13 reb	Iowa State (N)	11/27/22
	14 pts, 10 reb	at Xavier	12/31/22
	15 pts, 10 reb	Seton Hall (GP)	2/18/23
Tristen Newton	19 pts, 10 reb	San Diego St. (N)	4/3/23
<b>2021-22 Season</b>			
Adama Sanogo	18 pts, 10 reb	vs. Michigan St. (N)	11/25/21
	18 pts, 16 reb	at Seton Hall	1/8/22
	26 pts, 18 reb	St. John's (GP)	1/12/22
	13 pts, 15 reb	Butler (XL)	1/18/22
	24 pts, 15 reb	Marquette (XL)	2/8/22
	20 pts, 16 reb	Seton Hall (GP)	2/16/22
	13 pts, 16 reb	at Creighton	3/2/22
	26 pts, 11 reb	DePaul (GP)	3/5/22
	15 pts, 13 reb	vs. Villanova (N)	3/11/22
Tyrese Martin	15 pts, 11 reb	Binghamton (XL)	11/20/21
	16 pts, 12 reb	vs. Michigan St. (N)	11/25/21
	18 pts, 15 reb	Marquette (XL)	2/8/22
	16 pts, 10 reb	Seton Hall (GP)	2/16/22
	19 pts, 16 reb	DePaul (GP)	3/5/22
Isaiah Whaley	11 pts, 10 reb	at Butler	1/20/22
Andre Jackson	12 pts, 10 reb	Butler (XL)	1/18/22
<b>2020-21 Season</b>			
Isaiah Whaley	10 pts, 10 reb	Hartford (GP)	11/27/20
	15 pts, 13 reb	at Marquette	1/5/21
	12 pts, 10 reb	at Xavier	2/13/21
	17 pts, 10 reb	at Seton Hall	3/3/21
Tyrese Martin	22 pts, 10 reb	DePaul (GP)	12/30/20
	14 pts, 10 reb	vs. DePaul (N-BET)	3/11/21
James Bouknight	21 pts, 10 reb	at Villanova	2/20/21
	20 pts, 10 reb	at Georgetown	2/23/21
Josh Carlton	11 pts, 10 reb	DePaul (GP)	12/30/20
Adama Sanogo	10 pts, 10 reb	Georgetown (GP)	3/6/21
<b>2019-20 Season</b>			
Isaiah Whaley	13 pts, 11 reb	at Houston	1/23/20
	10 pts, 12 reb	at Tulsa	2/6/20
	18 pts, 14 reb	at Temple	2/20/20
	18 pts, 11 reb	UCF (XL)	2/26/20
	10 pts, 10 reb	at Tulane	3/8/20

Christian Vital	26 pts, 16 reb	St. Joseph's (GP)	11/13/19
	16 pts, 10 reb	vs. Buffalo (N)	11/21/19
	15 pts, 10 reb	Temple (GP)	1/29/20
Josh Carlton	12 pts, 10 reb	vs. Buffalo (N)	11/21/19
	19 pts, 12 reb	Iona (GP)	12/4/19
	13 pts, 12 reb	Wichita State (XL)	1/12/20
James Bouknight	19 pts, 10 reb	at ECU	2/29/20
Alterique Gilbert	12 pts, 10 ast	Iona (GP)	12/4/19
Tyler Polley	19 pts, 11 reb	Tulane (GP)	1/8/20
<b>2018-19 Season</b>			
Jalen Adams	19 pts, 12 reb	Wichita State (GP)	1/26/19
	13 pts, 12 ast	at ECU	3/10/19
	15 pts, 10 reb	vs. Houston (N-AAC)	3/15/19
Josh Carlton	20 pts, 16 reb	East Carolina (GP)	2/3/19
	18 pts, 13 reb	at Temple	2/6/19
	20 pts, 10 reb	at East Carolina	3/10/19
	13 pts, 11 reb	vs. Houston (N-AAC)	3/15/19
Christian Vital	14 pts, 10 reb	New Hampshire (XL)	11/24/18
	16 pts, 10 reb	at Cincinnati	1/12/19
	18 pts, 13 reb	at Temple	2/6/19
Eric Cobb	13 pts, 13 reb	vs. Syracuse (N-MSG)	11/15/18
	12 pts, 10 reb	Arizona (XL)	12/2/18
<b>2017-18 Season</b>			
Mamadou Diarra	11 pts, 10 reb	Columbia (GP)	11/29/17
Jalen Adams	29 pts, 13 reb	at Tulsa (2ot)	1/3/18*
Christian Vital	20 pts, 10 reb	Tulsa (XL)	2/15/18
<b>2016-17 Season</b>			
Kentan Facey	15 pts, 14 reb	Auburn (XL)	12/23/16
	23 pts, 10 reb	Temple (GP)	1/11/17
	13 pts, 10 reb	at SMU	1/19/17
	13 pts, 10 reb	East Carolina (XL)	1/22/17
	20 pts, 12 reb	Tulane (GP)	1/28/17
	12 pts, 11 reb	at East Carolina	3/1/17
Jalen Adams	25 pts, 11 ast	vs. Chaminade (N-Maui)	11/22/16*
	13 pts, 10 ast	North Florida (GP)	12/18/16*
	11 pts, 12 ast	Temple (GP)	1/11/17*
	20 pts, 12 ast	at USF	1/25/17*
	18 pts, 10 ast	USF (GP)	2/8/17*
Christian Vital	14 pts, 10 reb	Tulane (GP)	1/28/17
<b>* Indicates vacated game</b>			
<b>2015-16 Season</b>			
Daniel Hamilton	13 pts, 11 reb	New Hampshire (GP)	11/17/15
	18 pts, 12 reb	Syracuse (N)	11/26/15
	14 pts, 13 reb	Sacred Heart (XL)	12/2/15
	12 pts, 11 reb	UMass-Lowell (XL)	12/20/15
	16 pts, 13 reb	at Memphis	2/4/16
	12 pts, 16 reb	East Carolina (GP)	2/7/16
	12 pts, 10 reb	Tulsa (GP)	2/13/16
	32 pts, 12 reb	Cincinnati (N-AAC)	3/11/16
	19 pts, 11 reb	Temple (N-AAC)	3/12/16
	12 pts, 11 reb	Memphis (N-AAC)	3/13/16
	17 pts, 10 reb	Colorado (N-NCAA)	3/17/16
Shonn Miller	17 pts, 10 reb	Maine (GP)	11/13/15
Kentan Facey	10 pts, 12 reb	Central Conn. (XL)	12/23/15
<b>2014-15 Season</b>			
Daniel Hamilton	11 pts, 11 ast	Coppin State (XL)	12/14/14
	10 pts, 12 reb	Temple (XL)	12/31/14
	16 pts, 12 reb	at Tulsa	1/13/15
	11 pts, 11 reb	Tulsa (XL)	2/12/15
	25 pts, 13 reb	at Memphis	2/19/15
Amida Brimah	40 pts, 12 reb	Coppin State (XL)	12/14/14
	19 pts, 12 reb	at Memphis	2/19/15
Kentan Facey	12 pts, 12 reb	Central Conn. (XL)	12/28/14
<b>2013-14 Season</b>			
Shabazz Napier	12 pts, 12 reb	Boston University (GP)	11/17/13
	14 pts, 11 ast	Central Florida (GP)	1/11/14
	17 pts, 10 ast	at Memphis	1/16/14
	17 pts, 12 reb	at Temple	2/20/14
	18 pts, 11 reb	Cincinnati (XL)	3/1/14
DeAndre Daniels	23 pts, 11 reb	at Memphis	1/16/14
	31 pts, 12 reb	Temple (XL)	1/21/14
	17 pts, 10 reb	vs. Louisville (N)	3/15/14
	27 pts, 10 reb	vs. Iowa St. (N)	3/28/14
	20 pts, 10 reb	vs. Florida (N)	4/5/14
<b>2012-13 Season</b>			
DeAndre Daniels	25 pts, 10 reb	Georgetown	2/27/13
	23 pts, 10 reb	at South Florida	3/6/13
<b>2011-12 Season</b>			
Andre Drummond	11 pts, 14 reb	Maine	11/17/11
	12 pts, 10 reb	vs. Florida State	11/26/11
	16 pts, 11 reb	St. John's	12/31/11
	10 pts, 12 reb	at Rutgers	1/7/12
	20 pts, 11 reb	West Virginia	1/9/12
	10 pts, 13 reb	at Notre Dame	1/14/12

	15 pts, 11 reb	Notre Dame	1/29/12
	17 pts, 14 reb	Syracuse	2/25/12
	14 pts, 12 reb	at Providence	2/28/12
	14 pts, 10 reb	vs. Syracuse	3/8/12
Tyler Olander	11 pts, 10 reb	Maine	11/17/11
	11 pts, 10 reb	Coppin St.	11/20/11
Alex Oriakhi	14 pts, 10 reb	vs. Central Fla.	11/25/11
	14 pts, 10 reb	DePaul	2/15/12
Shabazz Napier	14 pts, 11 ast	DePaul	2/15/12
<b>2010-11 Season</b>			
Alex Oriakhi	11 pts, 18 reb	Stony Brook	11-12-10
	15 pts, 17 reb	vs Michigan State	11-23-10
	18 pts, 11 reb	vs Kentucky	11-24-10
	11 pts, 21 reb	at Texas	1-8-11
	17 pts, 12 reb	Rutgers	1-11-11
	14 pts, 12 reb	Villanova	1-17-11
	12 pts, 10 reb	Tennessee	1-22-11
	12 pts, 15 reb	Marquette	2-24-11
	13 pts, 19 reb	vs DePaul	3-8-11
	15 pts, 11 reb	vs Syracuse	3-11-11
	11 pts, 11 reb	vs Butler	4-4-11
Roscoe Smith	10 pts, 10 reb	Fairleigh Dickinson	12-8-10
Kemba Walker	31 pts, 10 ast	Georgetown	2-16-11
	33 pts, 12 reb	vs Syracuse	3-11-11
	18 pts, 12 ast	vs Bucknell	3-17-11
<b>2009-10 Season</b>			
Jerome Dyson	24 pts, 14 reb	Harvard	12/06/09
	20 pts, 10 ast	Notre Dame	01/02/10
	16 pts, 10 ast	Seton Hall	01/06/10
Gavin Edwards	17 pts, 13 reb	Louisville	02/28/10
	10 pts, 11 reb	at Notre Dame	03/03/10
Alex Oriakhi	11 pts, 10 reb	at Georgetown	01/09/10
Stanley Robinson	14 pts, 11 reb	vs LSU	11/25/09
	18 pts, 12 reb	Harvard	12/06/09
	14 pts, 12 reb	Maine	12/22/09
	22 pts, 16 reb	Notre Dame	01/02/10
	17 pts, 12 reb	Texas	01/23/10
	14 pts, 11 reb	at Louisville	02/01/10
	15 pts, 13 reb	West Virginia	02/22/10
	14 pts, 13 reb	Louisville	02/28/10
Kemba Walker	15 pts, 10 ast	Boston University	12/02/09
	11 pts, 10 ast	Notre Dame	01/02/10
	19 pts, 10 ast	Texas	01/23/10
<b>2008-09 Season</b>			
Jeff Adrien	12 pts, 15 reb	Hartford	11/17/08
	22 pts, 14 reb	vs LaSalle	11/21/08
	18 pts, 10 reb	Stony Brook	12/15/08
	21 pts, 14 reb	Fairfield	12/26/08
	13 pts, 12 reb	at Cincinnati	1/10/09
	17 pts, 11 reb	at St. John's	1/15/09
	13 pts, 12 reb	Seton Hall	1/18/09
	12 pts, 14 reb	Villanova	1/21/09
	12 pts, 19 reb	at Notre Dame	1/24/09
	12 pts, 13 reb	at DePaul	1/28/09
	14 pts, 15 reb	at Seton Hall	2/14/09
	12 pts, 14 reb	vs Syracuse	3/12/09
	13 pts, 16 reb	vs Chattanooga	3/19/09
	12 pts, 10 reb	vs Missouri	3/28/09
Gavin Edwards	14 pts, 12 reb	vs Gonzaga	12/20/08
AJ Price	13 pts, 11 reb	vs Miami	11/23/08
	24 pts, 10 ast	vs Gonzaga	12/20/08
	33 pts, 10 ast	vs Syracuse	3/12/09
Stanley Robinson	19 pts, 10 reb	at Marquette	2/25/09
	28 pts, 14 reb	vs Syracuse	3/12/09
	10 pts, 11 reb	vs Purdue	3/26/09
	15 pts, 13 reb	vs Michigan State	4/4/09
Hasheem Thabeet	23 pts, 17 reb	Western Carolina	11/14/08
	19 pts, 14 reb	vs Miami	11/23/08
	16 pts, 12 reb	Bryant	11/29/08
	10 pts, 17 reb	Delaware St.	12/1/08
	21 pts, 18 reb	at Buffalo	12/4/08
	20 pts, 11 reb	Fairfield	12/26/08
	13 pts, 13 reb	at West Virginia	1/6/09
	15 pts, 17 reb	Seton Hall	1/18/09
	14 pts, 11 reb	at Louisville	2/2/09
	17 pts, 12 reb	Michigan	2/7/09
	25 pts, 20 reb	at Seton Hall	2/14/09
	14 pts, 15 reb	at Marquette	2/25/09
	16 pts, 11 reb	Notre Dame	2/28/09
	14 pts, 13 reb	at Pittsburgh	3/7/09
	19 pts, 14 reb	vs Syracuse	3/12/09
	20 pts, 13 reb	vs Chattanooga	3/19/09
	15 pts, 15 reb	vs Purdue	3/26/09



TRIPLE-DOUBLES, DOUBLE-DOUBLES

Player	Date	Team	Points	Rebounds	Assists	Player	Date	Team	Points	Rebounds	Assists		
Jeff Adrien	11/7/08	Morgan St.	12p, 10r			Rutgers	1/15/05		20p, 12r				
	11/20/07	Gardner-Webb	24p, 14r				2/13/05	North Carolina	16p, 11r				
	11/26/07	Florida A&M	16p, 15r				2/15/05	Providence	11p, 10r				
	12/16/07	Quinnipiac	12p, 14r				Denham Brown	2/15/05	Providence	14p, 10r			
	12/22/07	Maine	19p, 13r					Rudy Gay	12/4/04	Indiana	11p, 10r		
	1/5/08	Notre Dame	16p, 11r				Charlie Villanueva	12/30/04	Quinnipiac	17p, 13r			
	1/8/08	St. John's	20p, 14r					1/8/05	Georgetown	19p, 13r			
	1/17/08	Providence	16p, 15r				1/10/05	Okalahoma	13p, 14r				
	1/26/08	Indiana	11p, 11r				1/15/05	Rutgers	14p, 14r				
	1/28/08	Louisville	12p, 10r				1/17/05	Seton Hall	16p, 12r				
	2/6/08	Syracuse	19p, 12r				1/22/05	Pittsburgh	14p, 10r				
	2/9/08	Georgia Tech	23p, 11r				2/7/05	Syracuse	21p, 10r				
	2/19/08	DePaul	12p, 11r				2/15/05	Providence	22p, 10r				
	2/23/08	Villanova	15p, 10r				2/19/05	Rutgers	21p, 11r				
	2/26/08	Rutgers	27p, 11r				2/26/05	Pittsburgh	14p, 13r				
	3/1/08	West Virginia	17p, 10r				3/11/05	Syracuse	18p, 11r				
	3/21/08	San Diego	18p, 13r				3/20/05	N.C. State	16p, 12r				
	Jerome Dyson	12/6/07	Northeastern	16p, 10r				Marcus Williams	12/30/04	Quinnipiac	10p, 10a		
		12/22/07	Buffalo	10p, 13r					1/30/05	Notre Dame	10p, 16a		
	Stanley Robinson	11/8/07	Maine	32p, 11r				2/15/05	Providence	15p, 13a			
1/26/08		Indiana	11p, 11r			2/21/05	Notre Dame	17p, 12a					
1/28/08		Louisville	16p, 10r			3/5/05	Syracuse	11p, 10a					
2/26/08		Rutgers	18p, 13r			3/10/05	Georgetown	14p, 10a					
Hasheem Thabeet	11/20/07	Gardner-Webb	22p, 14r			<b>2003-04 Season</b>							
	11/26/07	Florida A&M	12p, 12r			Hilton Armstrong	12/13/03	Quinnipiac	11p, 12r				
	12/22/07	Maine	16p, 10r				2/15/04	Pittsburgh	12p, 13r				
	1/3/08	Seton Hall	15p, 11r			2/21/04	Notre Dame	12p, 11r					
	2/9/08	Georgia Tech	24p, 15r			3/12/04	Villanova	11p, 15r					
	2/19/08	DePaul	16p, 13r			Taliek Brown	3/12/04	Villanova	11p, 10a				
	3/6/08	Providence	16p, 13r			Ben Gordon	1/17/04	North Carolina	10p, 10a				
Jeff Adrien	11/10/06	Quinnipiac	14p, 16r			2/2/04	Syracuse	13p, 10r					
	11/17/06	Central Arkansas	14p, 11r			Emeka Okafor	11/17/03	Yale	24p, 13r				
	11/18/06	Fairfield	17p, 12r				11/19/03	Nevada	13p, 14r				
	11/19/06	Mississippi	13p, 10r			11/22/03	Sacred Heart	23p, 10r					
	12/6/06	Northeastern	18p, 12r			12/20/03	Iona	24p, 10r					
	12/27/06	Coppin State	16p, 11r			12/28/03	Ball State	25p, 14r					
	1/2/07	South Florida	16p, 15r			1/2/04	Rice	27p, 14r					
	1/20/07	Indiana	15p, 12r			1/6/04	Rutgers	21p, 16r					
	1/22/07	Louisville	11p, 15r			1/11/04	Okalahoma	21p, 10r					
	1/27/07	Providence	18p, 10r			1/14/04	Georgetown	27p, 11r					
	1/31/07	DePaul	10p, 11r			1/17/04	North Carolina	29p, 13r					
	2/5/07	Syracuse	12p, 12r			1/24/04	Providence	19p, 13r					
	2/11/07	Georgia Tech	13p, 10r			1/28/04	Virginia Tech	16p, 11r					
	2/14/07	Seton Hall	12p, 15r			2/2/04	Syracuse	25p, 11r					
	2/28/07	Villanova	20p, 10r			2/7/04	West Virginia	23p, 10r					
	1/13/07	St. John's	13p, 12r			2/18/04	Miami	18p, 15r					
	Stanley Robinson	1/13/07	Coppin State	11p, 12r			2/21/04	Notre Dame	14p, 22r				
		1/13/07	St. John's	12p, 10r			2/24/04	St. John's	22p, 18r				
	Hasheem Thabeet	12/27/06	Coppin State	11p, 12r			3/1/04	Seton Hall	25p, 15r				
		1/13/07	St. John's	12p, 10r			3/13/04	Pittsburgh	11p, 13r				
<b>2005-06 Season</b>						3/18/04	Vermont	15p, 14r					
Jeff Adrien		12/23/05	Morehead St.	12p, 10r			3/20/04	DePaul	10p, 12r				
		1/7/06	LSU	10p, 10r			3/25/04	Vanderbilt	12p, 11r				
Hilton Armstrong		12/28/05	Stony Brook	11p, 11r			4/5/04	Georgia Tech	24p, 15r				
		12/30/05	Quinnipiac	26p, 10r			Charlie Villanueva	12/20/03	Iona	15p, 11r			
		1/9/06	Cincinnati	14p, 10r				12/30/03	Massachusetts	19p, 10r			
		1/28/06	Providence	16p, 12r			1/6/04	Rutgers	15p, 12r				
		3/9/06	Syracuse	14p, 10r			3/11/04	Notre Dame	16p, 13r				
Josh Boone		11/18/05	Pepperdine	18p, 12r			<b>2002-03 Season</b>						
		12/2/05	Texas Southern	17p, 12r			Taliek Brown	11/23/02	Quinnipiac	16p, 10a			
	12/8/05	Massachusetts	13p, 10r			12/3/02		Sacred Heart	31p, 10a				
	1/16/06	Syracuse	18p, 10r			Ben Gordon	11/23/02	Quinnipiac	16p, 12r				
	2/8/06	Syracuse	10p, 11r				11/25/02	George Washington	13p, 12r				
	2/21/06	Notre Dame	12p, 14r			12/1/02	Vanderbilt	25p, 11r					
3/1/06	South Florida	17p, 15r			12/3/02	Sacred Heart	19p, 14r						
Denham Brown	3/24/06	Washington	13p, 11r			12/7/02	Wagner	23p, 19r					
	3/4/06	Louisville	17p, 11r			12/21/02	UNC Asheville	19p, 10r					
	Rudy Gay	11/18/05	Pepperdine	15p, 10r			12/28/02	Central Connecticut	17p, 11r				
		11/29/05	Army	17p, 10r			1/2/03	St. Bonaventure	18p, 14r				
Ed Nelson	2/4/06	Indiana	19p, 12r			1/7/03	Okalahoma	15p, 10r					
	2/8/06	Syracuse	22p, 13r			1/14/03	Virginia Tech	19p, 12r					
	2/13/06	Villanova	19p, 10r			1/25/03	Villanova	14p, 10r					
	2/18/06	West Virginia	14p, 12r			1/27/03	St. John's	21p, 13r					
	12/18/05	New Hampshire	12p, 11r			2/10/03	Syracuse	15p, 12r					
	Marcus Williams	1/16/06	Syracuse	14p, 11a			2/15/03	Villanova	18p, 16r				
		1/31/06	Pittsburgh	11p, 11a			2/19/03	Rutgers	15p, 10r				
2/11/06		Seton Hall	15p, 10a			2/22/03	St. John's	13p, 12r					
2/26/06		Villanova	10p, 12a			2/24/03	Notre Dame	19p, 10r					
3/9/06		Syracuse	17p, 11a			3/5/03	Providence	24p, 15r					
Josh Boone	3/26/06	George Mason	13p, 11a			3/8/03	Boston College	25p, 12r					
	<b>2004-05 Season</b>						3/13/03	Seton Hall	11p, 18r				
	11/20/04	Buffalo	18p, 11r			3/22/03	Stanford	18p, 15r					
	11/30/04	Florida Intl.	14p, 11r			3/28/03	Texas	21p, 17r					
	12/6/04	Northeastern	19p, 14r			<b>2001-02 Season</b>							
	12/19/04	Rice	20p, 14r			Caron Butler	12/28/01	St. Bonaventure	24p, 13r				
12/22/04	Central Conn.	20p, 11r			2/5/02		Providence	16p, 13r					
12/28/04	Sacred Heart	20p, 10r			2/9/02		St. John's	29p, 15r					
12/30/04	Quinnipiac	22p, 10r			2/11/02		Villanova	20p, 11r					
1/5/05	Boston College	18p, 15r			2/25/02		Boston College	24p, 15r					
					3/7/02		Villanova	14p, 11r					
Emeka Okafor	11/19/01	Vanderbilt	11p, 12r			Kirk King	12/27/96	Massachusetts	15p, 10r				
	12/11/01	Massachusetts	13p, 11r				12/23/96	Virginia	11p, 10r				
	12/21/01	Quinnipiac	18p, 14r				12/7/96	Boston College	10p, 12r				
	1/23/02	St. John's	11p, 10r				12/4/96	Pittsburgh	18p, 10r				
	1/26/02	Arizona	19p, 15r				Kevin Freeman	1/29/97	Providence	10p, 11r			
	3/9/02	Pittsburgh	10p, 10r					1/26/97	Syracuse	10p, 10r			
	3/15/02	Hampton	12p, 15r				Jake Voskuhl	1/22/97	Miami	10p, 10r			
	Johnnie Selvie	12/8/01	Northeastern	15p, 11r				<b>1999-00 Season</b>					
		1/30/02	Rutgers	14p, 11r				Jake Voskuhl	12/23/99	Fairfield	11p, 10r		
		2/9/02	St. John's	10p, 10r					1/16/00	St. John's	18p, 16r		
3/15/02	Hampton	13p, 11r			1/27/00	Providence	10p, 10r						
<b>2000-01 Season</b>						2/28/00	Rutgers	15p, 13r					
Talieq Brown	1/10/01	Pittsburgh	10p, 10a			3/8/00	Boston College	16p, 11r					
	11/28/00	Brown	21p, 12r			12/4/99	UNC-Asheville	14p, 10a					
Caron Butler	12/22/00	Fairfield	16p, 10a			2/9/00	Boston College	21p, 10a					
	1/3/01	Boston College	29p, 13r			2/19/00	Miami	16p, 11a					
	2/13/01	Boston College	17p, 11r			Kevin Freeman	11/12/99	Duke	15p, 11r				
Ajou Deng	2/19/01	Syracuse	15p, 13r			3/8/00	Boston College	11p, 11r					
	2/26/01	Notre Dame	14p, 11r			Edmund Saunders	11/22/99	Massachusetts	16p, 10r				
Edmund Saunders	11/17/00	Quinnipiac	10p, 12r			1/3/00	Sacred Heart	10p, 10r					
	11/20/00	Dayton	10p, 14r			<b>1998-99 Season</b>							
	11/22/00	Louisville	13p, 12r			Kevin Freeman	12/30/98	Villanova	24p, 11r				
11/28/00	Brown	20p, 13r			2/6/99		Stanford	14p, 11r					
Souleymane Wane	1/20/01	Miami	14p, 11r			3/20/99	Gonzaga	13p, 15r					
	3/14/01	South Carolina	15p, 11r			Edmund Saunders	11/15/98	Quinnipiac	12p, 11r				
Souleymane Wane	3/18/01	Detroit Mercy	19p, 11r			11/27/99	Wagner	15					








TRIPLE-DOUBLES, DOUBLE-DOUBLES

1965-66 Season			1964-65 Season			1963-64 Season			1962-63 Season			1961-62 Season			1960-61 Season			1959-60 Season		
William Corley	12/4/65	Yale	18p, 21r	Toby Kimball	12/1/64	American International	30p, 28r	Edward Slomcenski	12/15/62	Fordham	20p, 12r	Gerry Manning	2/6/63	American International	15p, 11r	Walt Griffin	12/1/59	American International	17p, 16r	
	12/7/65	Manhattan	11p, 21r		12/5/64	Yale	20p, 24r		12/8/62	Boston College	16p, 19r		12/7/63	Yale	15p, 19r		12/5/59	Yale	15p, 17r	
	12/11/65	Boston College	23p, 18r		12/9/64	Harvard	17p, 23r		12/12/62	Massachusetts	18p, 16r		1/6/62	Holy Cross	18p, 11r		12/5/59	Yale	15p, 17r	
	12/13/65	Maine	10p, 20r		12/12/64	Boston College	18p, 16r		12/17/62	American University	19p, 13r		1/9/62	Loyola	21p, 12r		12/9/59	New Hampshire	13p, 17r	
	12/28/65	Baylor	20p, 15r		12/15/64	Massachusetts	11p, 22r		1/5/63	Holy Cross	24p, 24r		1/12/63	Maine	40p, 24r		12/9/59	Rhode Island	12p, 15r	
	1/12/66	New Hampshire	16p, 18r		12/17/64	Maine	16p, 21r		1/29/63	Boston University	29p, 16r		1/24/63	Canisius	22p, 16r		12/15/59	Massachusetts	10p, 10r	
	1/15/66	Rhode Island	13p, 17r		12/19/64	Fordham	16p, 18r		2/6/63	American International	19p, 18r		2/2/63	Vermont	22p, 13r		12/19/59	Rutgers	11p, 15r	
	1/28/66	Colgate	14p, 14r		1/5/65	Holy Cross	22p, 15r		3/7/63	Syracuse	22p, 13r		3/9/63	Colgate	15p, 13r		12/19/59	Santa Clara	11p, 19r	
	1/29/66	Vermont	13p, 10r		1/12/65	New Hampshire	17p, 15r		3/9/63	Colgate	15p, 13r		3/11/63	West Virginia	19p, 19r		1/2/60	Fordham	12p, 12r	
	2/2/66	Massachusetts	14p, 19r		1/16/65	Rhode Island	17p, 14r		12/15/62	Fordham	20p, 12r		1/8/63	New Hampshire	25p, 16r		3/8/60	Rhode Island	11p, 14r	
	2/12/66	Holy Cross	23p, 18r		1/27/65	Temple	16p, 20r		1/8/63	New Hampshire	25p, 16r		1/12/63	Maine	40p, 24r		3/5/60	Colgate	18p, 28r	
	2/19/66	Massachusetts	20p, 16r		1/30/65	Vermont	20p, 17r		1/24/63	Canisius	22p, 16r		2/2/63	American International	12p, 16r		3/8/60	Rhode Island	11p, 14r	
	2/23/66	Rutgers	19p, 17r		2/3/65	Rutgers	13p, 16r		2/2/63	Vermont	22p, 13r		2/6/63	American International	12p, 16r			New York University	10p, 16r	
	2/26/66	Vermont	19p, 17r		2/6/65	Maine	31p, 25r		2/6/63	American International	12p, 16r		2/9/63	Maine	16p, 18r			American International	16p, 25r	
	3/1/66	Rhode Island	25p, 12r		2/9/65	Massachusetts	21p, 19r		2/9/63	Maine	16p, 18r		2/16/63	Holy Cross	26p, 15r			Yale	15p, 17r	
	3/4/66	Rhode Island	17p, 17r		2/13/65	Holy Cross	17p, 17r		2/16/63	Holy Cross	26p, 15r		2/19/63	Rhode Island	15p, 10r			Boston College	13p, 25r	
Robert Steinberg	12/28/65	Baylor	14p, 18r		2/16/65	Boston University	17p, 21r		2/19/63	Rhode Island	11p, 17r		2/19/63	Rhode Island	12p, 15r			Rhode Island	12p, 12r	
	1/5/66	Holy Cross	17p, 11r		2/20/65	American University	21p, 24r		2/26/63	New Hampshire	18p, 24r		2/19/63	Rhode Island	12p, 15r			Syracuse	20p, 15r	
	2/2/66	Massachusetts	22p, 15r		2/24/65	Manhattan	13p, 21r		3/2/63	Rhode Island	24p, 22r		2/21/63	Manhattan	15p, 12r			Colgate	13p, 12r	
	2/5/66	Maine	12p, 14r		2/27/65	New Hampshire	23p, 34r		3/7/63	Syracuse	22p, 13r		2/21/63	Manhattan	15p, 12r			Colgate	13p, 12r	
William Holowaty	1/12/66	New Hampshire	13p, 10r		3/3/65	Colgate	28p, 23r		3/9/63	Colgate	15p, 13r		2/6/63	American International	15p, 11r			Colgate	17p, 14r	
	2/5/66	Maine	10p, 13r		3/6/65	Rhode Island	22p, 21r		3/9/63	Colgate	15p, 13r		2/12/63	Massachusetts	18p, 17r			Colgate	17p, 14r	
	2/19/66	Massachusetts	12p, 13r		3/8/65	St. Joseph's	21p, 29r													
Richard Thompson	12/1/65	American International	15p, 12r																	
	1/28/66	Colgate	10p, 10r																	
Daniel Hesford	1/12/66	New Hampshire	10p, 11r																	
	2/2/66	Massachusetts	10p, 10r																	
Wes Bialosuknia	12/1/65	American International	27p, 13r																	
Ron Ritter	2/15/65	New Hampshire	13p, 10r																	



Shabazz Napier (13) and Tristen Newton (2) each had two triple-doubles during their UConn careers.





# UConn Basketball Letterwinner History



ALL-TIME LETTERWINNERS

NAME	G	FG	FGA	PCT	3FG	3FGA	PCT	FT	FTA	PCT	REB	AVG	A	T	B	S	MIN	PTS	AVG	
<b>ABROMAITIS, JAMES F.</b>																				
1975-76	28	64	132	48.5	-	-	-	8	16	50.0	122	4.4	17	-	-	-	-	136	4.9	
1976-77	27	131	281	46.6	-	-	-	17	36	47.2	185	6.9	78	-	-	-	-	279	10.3	
1977-78	26	157	311	50.5	-	-	-	62	98	63.3	228	8.8	51	-	-	-	-	376	14.5	
1978-79	2	5	12	41.7	-	-	-	0	2	0.0	15	7.5	4	-	-	-	1	35	10	
1979-80	29	112	185	60.5	-	-	-	59	81	72.8	182	6.3	49	-	-	-	23	633	283	9.8
BE	6	25	39	64.1	-	-	-	15	19	79.0	39	6.5	12	8	0	-	16	151	61	10.2
<b>TOTALS</b>	<b>112</b>	<b>469</b>	<b>921</b>	<b>50.9</b>	-	-	-	<b>146</b>	<b>233</b>	<b>62.7</b>	<b>732</b>	<b>6.5</b>	<b>199</b>	-	-	-	<b>1084</b>	<b>9.7</b>		
BE	6	25	39	64.1	-	-	-	15	19	79.0	39	6.5	12	8	0	-	16	151	61	10.2
<b>ADAMS, BRENDAN</b>																				
2018-19	31	25	83	30.1	12	51	23.5	19	24	79.2	38	1.2	22	13	1	6	394	81	2.6	
AAC	16	10	37	27.0	6	24	25.0	3	3	100.0	19	1.2	9	5	0	2	203	29	1.8	
2019-20	31	74	188	39.4	30	108	27.8	50	69	72.5	69	2.2	34	42	4	16	680	228	7.4	
AAC	18	39	119	32.8	20	75	26.7	30	44	68.2	45	2.5	21	26	2	9	426	128	7.1	
2020-21	16	20	67	29.9	11	38	28.9	21	29	72.4	34	2.1	24	14	1	9	320	72	4.5	
BE	12	12	45	26.7	8	27	29.6	17	25	68.0	25	2.1	19	9	1	7	254	49	4.1	
<b>TOTALS</b>	<b>78</b>	<b>119</b>	<b>338</b>	<b>35.2</b>	<b>53</b>	<b>197</b>	<b>26.9</b>	<b>90</b>	<b>122</b>	<b>73.8</b>	<b>141</b>	<b>1.8</b>	<b>80</b>	<b>69</b>	<b>6</b>	<b>31</b>	<b>1395</b>	<b>381</b>	<b>4.9</b>	
AAC	34	49	156	31.4	26	99	26.3	33	47	70.2	64	1.9	30	31	2	11	629	157	4.6	
BE	12	12	45	26.7	8	27	29.6	17	25	68.0	25	2.1	19	9	1	7	254	49	4.1	
<b>ADAMS, JALEN</b>																				
2015-16	36	104	244	42.6	12	44	27.3	44	51	86.3	92	2.6	87	61	15	39	839	264	7.3	
AAC	18	54	124	43.5	3	19	15.8	24	28	85.7	45	2.5	40	30	8	21	445	135	7.5	
*2016-17	32	174	404	43.1	36	103	35.0	77	93	82.8	136	4.3	195	99	7	35	1137	461	14.4	
AAC	17	78	205	38.0	17	60	28.3	32	35	91.4	71	4.2	114	55	5	18	598	205	12.1	
**2017-18	30	208	484	43.0	48	148	32.4	78	98	79.6	355	4.2	141	87	10	46	1144	542	18.1	
AAC	17	119	268	44.4	27	83	32.5	52	63	82.5	70	4.1	92	57	3	30	652	317	18.6	
2018-19	26	169	347	48.7	43	121	35.5	58	70	82.9	104	4.0	88	72	8	28	780	439	16.9	
AAC	11	70	152	46.1	21	53	39.6	28	31	90.3	41	3.7	41	30	3	12	334	189	17.2	
<b>TOTALS</b>	<b>124</b>	<b>655</b>	<b>1479</b>	<b>44.3</b>	<b>139</b>	<b>416</b>	<b>33.4</b>	<b>257</b>	<b>312</b>	<b>82.4</b>	<b>459</b>	<b>3.7</b>	<b>511</b>	<b>319</b>	<b>40</b>	<b>148</b>	<b>3900</b>	<b>1706</b>	<b>13.8</b>	
AAC	63	321	749	42.9	68	215	31.6	136	157	86.6	227	3.6	287	166	23	81	2029	846	13.4	
* 32 games vacated; official NCAA total 0 games played																				
**29 games vacated; official NCAA total 1 game played (3/8/18 vs. SMU)																				
<b>ADRIEN, JEFF</b>																				
2005-06	33	83	136	61.0	0	0	0.0	50	78	64.1	165	5.0	15	26	25	14	543	216	6.5	
BE	15	36	61	59.0	0	0	0.0	18	30	60.0	89	5.9	7	15	12	7	259	90	6.0	
2006-07	31	156	312	50.0	0	0	0.0	95	162	58.6	301	9.7	29	76	44	29	1028	407	13.1	
BE	16	81	164	49.4	0	0	0.0	53	97	54.6	151	9.4	21	40	22	19	561	215	13.4	
2007-08	33	173	345	50.1	2	4	50.0	141	229	61.6	302	9.2	42	89	41	16	1115	489	14.8	
BE	18	101	198	51.0	1	2	50.0	74	115	64.3	162	9.0	16	47	23	9	641	277	15.4	
2008-09	36	190	376	50.5	0	0	0.0	111	186	59.7	358	9.9	60	65	42	19	1245	491	13.6	
BE	18	92	190	48.4	0	0	0.0	58	89	65.2	178	9.9	25	31	18	12	630	242	13.4	
<b>TOTALS</b>	<b>133</b>	<b>602</b>	<b>1169</b>	<b>51.5</b>	<b>2</b>	<b>6</b>	<b>33.3</b>	<b>397</b>	<b>655</b>	<b>60.6</b>	<b>1126</b>	<b>8.5</b>	<b>146</b>	<b>256</b>	<b>152</b>	<b>78</b>	<b>3931</b>	<b>1603</b>	<b>12.3</b>	
BE	67	310	613	50.6	1	3	33.3	203	331	61.3	580	8.7	69	133	75	47	2091	824	12.1	
<b>AHEARN, JAMES</b>																				
1953-54	12	61	-	-	-	-	-	37	-	-	-	-	-	-	-	-	-	159	13.3	
1954-55	22	134	368	36.4	-	-	-	91	123	74.0	87	4.0	-	-	-	-	-	359	16.3	
<b>TOTALS</b>	<b>34</b>	<b>195</b>	-	-	-	-	-	<b>128</b>	-	-	-	-	-	-	-	-	-	<b>518</b>	<b>15.2</b>	
<b>AIYEGBUSI, TEMI</b>																				
2016-17	6	0	2	0.00	0	2	0.00	0	0	0.00	0	0.0	1	0	0	0	8	0	0.0	
AAC	5	0	1	0.00	0	1	0.00	0	0	0.00	0	0.0	0	0	0	0	7	0	0.0	
2017-18	1	0	0	0.00	0	0	0.00	0	0	0.00	0	0.0	0	0	0	0	1	0	0.0	
AAC	1	0	0	0.00	0	0	0.00	0	0	0.00	0	0.0	0	0	0	0	0	1	0.0	
2018-19	11	1	3	33.3	0	1	0.00	0	0	0.00	2	0.2	0	1	0	0	23	2	0.2	
AAC	2	0	0	0.00	0	0	0.00	0	0	0.00	0	0.0	0	0	0	0	4	0	0.0	
2019-20	10	0	4	0.00	0	1	0.00	0	0	0.00	0	0.0	1	1	0	0	10	0	0.0	
AAC	4	0	2	0.00	0	0	0.00	0	0	0.00	0	0.0	1	1	0	0	3	0	0.0	
<b>TOTALS</b>	<b>28</b>	<b>1</b>	<b>9</b>	<b>11.1</b>	<b>0</b>	<b>4</b>	<b>0.00</b>	<b>0</b>	<b>0</b>	<b>0.00</b>	<b>2</b>	<b>0.1</b>	<b>2</b>	<b>2</b>	<b>0</b>	<b>0</b>	<b>42</b>	<b>2</b>	<b>0.1</b>	
AAC	12	0	3	0.00	0	1	0.00	0	0	0.00	0	0.0	2	1	0	0	15	0	0.0	
<b>AKOK, AKOK</b>																				
(Injured, missed final 6 games of 2019-20 season, limited action in 2020-21 season)																				
2019-20	25	57	138	41.3	12	46	26.1	19	32	59.4	138	5.5	11	25	66	9	702	145	5.8	
AAC	12	22	63	34.9	4	24	16.7	11	18	61.1	61	5.1	4	14	26	4	336	59	4.9	
2020-21	7	4	8	50.0	1	3	33.3	0	0	0.00	3	0.4	1	0	1	0	30	9	1.3	
BE	7	4	8	50.0	1	3	33.3	0	0	0.00	3	0.4	1	0	1	0	30	9	1.3	
2021-22	23	30	63	47.6	13	28	46.4	6	18	33.3	73	3.2	8	3	25	5	322	79	3.4	
BE	11	7	20	35.0	5	15	33.3	1	4	25.0	18	1.6	3	0	10	0	127	20	1.8	
<b>TOTALS</b>	<b>55</b>	<b>91</b>	<b>209</b>	<b>43.5</b>	<b>26</b>	<b>77</b>	<b>33.8</b>	<b>25</b>	<b>50</b>	<b>50.0</b>	<b>214</b>	<b>3.9</b>	<b>20</b>	<b>28</b>	<b>92</b>	<b>14</b>	<b>1054</b>	<b>233</b>	<b>4.2</b>	
AAC	12	22	63	34.9	4	24	16.7	11	18	61.1	61	5.1	4	14	26	4	336	59	4.9	
BE	18	11	28	39.3	6	18	33.3	1	4	25.0	21	1.2	4	0	11	0	157	29	1.6	
<b>ALESINAS, CHUCK</b>																				
1980-81	29	154	244	63.1	-	-	-	93	120	77.5	202	7.0	6	82	22	11	889	401	13.8	
BE	14	73	123	59.4	-	-	-	54	69	78.3	108	7.7	3	8	11	40	461	200	14.3	
1981-82	27	116	217	53.5	-	-	-	89	132	67.4	139	5.2	9	58	8	15	760	321	11.9	
BE	14	60	125	48.0	-	-	-	43	69	62.3	76	5.4	7	5	27	421	163	11.6		
<b>TOTALS</b>	<b>56</b>	<b>270</b>	<b>461</b>	<b>58.6</b>	-	-	-	<b>182</b>	<b>252</b>	<b>72.2</b>	<b>341</b>	<b>6.1</b>	<b>15</b>	<b>140</b>	<b>30</b>	<b>26</b>	<b>1649</b>	<b>722</b>	<b>12.9</b>	
BE	18	11	28	39.3	6	18	33.3	1	4	25.0	21	1.2	4	0	11					



# 2023-24 UCONN MEN'S BASKETBALL / LETTERWINNER HISTORY

## ALL-TIME LETTERWINNERS

NAME	G	FG	FGA	PCT	3FG	3FGA	PCT	FT	FTA	REB	AVG	A	TO	B	S	MIN	PTS	AVG		
1985-86	28	55	119	46.2	-	-	-	13	25	52.0	138	4.9	43	41	4	14	634	123	4.4	
BE	16	33	71	46.5	-	-	-	9	18	50.0	78	4.9	31	7	3	23	403	75	4.7	
1986-87	28	124	267	46.4	0	1	0.0	40	72	55.6	300	10.7	44	72	17	21	971	288	10.3	
BE	16	73	150	48.7	0	1	0.0	17	36	47.2	169	10.6	27	12	9	48	552	163	10.2	
<b>TOTALS</b>	<b>112</b>	<b>251</b>	<b>537</b>	<b>46.7</b>	<b>0</b>	<b>1</b>	<b>0.0</b>	<b>81</b>	<b>149</b>	<b>54.4</b>	<b>637</b>	<b>5.7</b>	<b>116</b>	<b>172</b>	<b>32</b>	<b>48</b>	<b>2382</b>	<b>583</b>	<b>5.2</b>	
BE	64	137	291	47.0	0	1	0.0	45	84	53.6	341	5.3	74	24	14	96	1341	319	5.0	
<b>BEVERLY, DONNELL</b>																				
2007-08	18	5	13	38.5	2	2	1.00	2	2	1.00	14	0.8	11	11	1	3	92	14	0.8	
BE	8	2	3	66.7	0	0	0	0	0	0	5	0.6	3	1	1	32	4	0.5		
2008-09	20	8	14	57.1	2	5	40.0	5	6	83.3	13	0.7	12	2	0	4	80	23	1.2	
BE	5	0	0	0.0	0	0	0.0	0	0	0.0	3	0.6	0	2	0	0	11	0	0.0	
2009-10	32	20	50	40.0	3	9	33.3	8	13	61.5	45	1.4	40	27	1	15	115	51	1.6	
BE	17	10	28	35.7	1	5	20.0	7	11	63.6	29	1.7	19	1	10	169	228	1.6		
2010-11	39	20	54	37.0	7	15	46.7	21	28	75.0	49	1.3	47	25	4	10	333	68	1.7	
BE	17	6	17	35.3	4	8	50.0	6	10	60.0	16	1.0	12	6	3	153	22	1.3		
<b>TOTALS</b>	<b>109</b>	<b>53</b>	<b>131</b>	<b>40.5</b>	<b>14</b>	<b>31</b>	<b>45.2</b>	<b>36</b>	<b>49</b>	<b>73.5</b>	<b>121</b>	<b>1.1</b>	<b>110</b>	<b>64</b>	<b>6</b>	<b>32</b>	<b>820</b>	<b>156</b>	<b>1.4</b>	
BE	47	18	48	37.5	5	13	38.5	13	21	61.9	53	1.1	44	34	2	14	365	54	1.1	
<b>BIALOSUKIN, WESLEY</b>																				
1964-65	23	198	457	43.7	-	-	-	94	118	79.7	72	3.1	-	-	-	-	490	21.3		
1965-66	24	210	488	43.0	-	-	-	90	106	84.9	97	4.0	-	-	-	-	510	21.3		
1966-67	24	257	540	47.6	-	-	-	159	185	86.0	91	3.8	-	-	-	-	673	28.0		
<b>TOTALS</b>	<b>71</b>	<b>665</b>	<b>1485</b>	<b>44.8</b>	<b>-</b>	<b>-</b>	<b>-</b>	<b>343</b>	<b>409</b>	<b>83.9</b>	<b>260</b>	<b>3.7</b>	<b>-</b>	<b>-</b>	<b>-</b>	<b>-</b>	<b>1673</b>	<b>23.6</b>		
<b>BILODEAU, GERALD</b>																				
1966-67	6	3	7	42.9	-	-	-	3	3	0.0	3	1.3	-	-	-	-	6	1.0		
1967-68	14	9	27	33.3	-	-	-	3	6	50.0	33	2.4	-	-	-	-	21	1.5		
1968-69	15	4	13	30.8	-	-	-	2	7	28.6	18	1.2	-	-	-	-	10	0.7		
<b>TOTALS</b>	<b>35</b>	<b>16</b>	<b>47</b>	<b>34.0</b>	<b>-</b>	<b>-</b>	<b>-</b>	<b>5</b>	<b>16</b>	<b>31.3</b>	<b>59</b>	<b>1.7</b>	<b>-</b>	<b>-</b>	<b>-</b>	<b>-</b>	<b>37</b>	<b>1.1</b>		
<b>BIRD, JOHNNIE</b>																				
2007-08	1	0	0	0.0	0	0	0.0	0	0	0.0	0	0.0	0	0	0	1	0	0.0		
BE	1	0	0	0.0	0	0	0.0	0	0	0.0	0	0.0	0	0	0	1	0	0.0		
2008-09	9	1	4	25.0	0	1	0.0	0	1	0.0	1	0.1	1	2	0	1	13	2	0.2	
BE	2	0	0	0.0	0	0	0.0	0	0	0.0	0	0.0	0	0	1	2	0	0.0		
<b>TOTALS</b>	<b>10</b>	<b>1</b>	<b>4</b>	<b>25.0</b>	<b>0</b>	<b>1</b>	<b>0.0</b>	<b>0</b>	<b>1</b>	<b>0.0</b>	<b>1</b>	<b>0.1</b>	<b>1</b>	<b>2</b>	<b>0</b>	<b>1</b>	<b>14</b>	<b>2</b>	<b>0.2</b>	
BE	3	0	0	0.0	0	0	0.0	0	0	0.0	0	0.0	0	0	1	3	0	0.0		
<b>BLANAR, RAY (MGR) 2002-03</b>																				
<b>BLANCO, NICHOLAS (MGR) 2010-11, 2011-12, 2012-13, 2013-14</b>																				
<b>BLOOM, SEYMOUR 1936-37, 1937-38, 1938-39</b>																				
<b>BLOUNT, ROBBY JR. (MGR) 1986-87, 1987-88, 1988-89</b>																				
<b>BLUCHER, LARRY</b>																				
1981-82	22	14	27	51.9	-	-	-	5	18	27.8	26	1.2	10	5	3	3	142	33	1.5	
BE	10	7	11	63.6	-	-	-	2	10	20.0	10	1.0	3	0	2	6	11	16	1.6	
1982-83	28	37	86	43.0	-	-	-	7	17	41.2	130	4.6	13	23	9	24	595	81	2.9	
BE	16	20	49	40.8	-	-	-	5	8	62.5	68	4.3	8	13	4	16	331	45	2.8	
1983-84	19	13	27	48.1	-	-	-	10	13	76.9	29	1.5	3	8	3	3	124	36	1.9	
BE	12	11	20	55.0	-	-	-	6	9	66.7	19	1.6	0	3	2	4	81	28	2.3	
<b>TOTALS</b>	<b>69</b>	<b>64</b>	<b>140</b>	<b>45.7</b>	<b>-</b>	<b>-</b>	<b>-</b>	<b>22</b>	<b>48</b>	<b>45.8</b>	<b>185</b>	<b>2.7</b>	<b>26</b>	<b>36</b>	<b>15</b>	<b>30</b>	<b>861</b>	<b>150</b>	<b>2.2</b>	
BE	38	38	80	47.5	-	-	-	13	27	48.1	97	2.6	11	16	6	22	473	89	2.3	
<b>BLUME, KENNETH C. JR.</b>																				
1976-77	20	5	21	23.8	-	-	-	2	7	28.6	27	1.4	10	-	-	-	12	0.6		
1977-78	10	7	22	31.8	-	-	-	1	3	33.3	8	0.8	2	-	-	-	15	1.5		
<b>TOTALS</b>	<b>30</b>	<b>12</b>	<b>43</b>	<b>27.9</b>	<b>-</b>	<b>-</b>	<b>-</b>	<b>3</b>	<b>10</b>	<b>30.0</b>	<b>35</b>	<b>1.2</b>	<b>12</b>	<b>-</b>	<b>-</b>	<b>-</b>	<b>27</b>	<b>0.9</b>		
<b>BOATRIGHT, RYAN</b>																				
2011-12	25	88	209	42.1	26	69	37.7	58	84	69.0	83	3.3	100	56	6	29	753	260	10.4	
BE	16	52	124	41.9	18	49	36.7	29	45	64.4	48	3.0	66	39	4	20	489	151	9.4	
2012-13	30	151	352	42.9	43	129	33.3	117	149	78.5	88	2.9	131	69	2	44	1089	462	15.4	
BE	18	86	218	39.4	28	84	33.3	73	92	79.3	54	3.0	76	80	1	27	682	273	15.2	
2013-14	39	145	371	39.1	44	117	37.6	138	173	79.8	136	3.5	131	76	6	61	1264	472	12.1	
AAC	17	61	174	35.1	19	57	33.3	59	75	78.7	59	3.5	62	33	2	26	500	11.8		
2014-15	34	182	430	42.3	86	209	41.1	142	167	85.0	139	4.1	129	81	8	46	1216	592	17.4	
AAC	18	99	218	45.4	54	119	45.4	69	80	86.3	66	3.7	63	39	3	23	641	321	17.8	
<b>TOTALS</b>	<b>128</b>	<b>566</b>	<b>1362</b>	<b>41.6</b>	<b>199</b>	<b>524</b>	<b>38.0</b>	<b>455</b>	<b>573</b>	<b>79.4</b>	<b>446</b>	<b>3.5</b>	<b>491</b>	<b>302</b>	<b>22</b>	<b>180</b>	<b>4322</b>	<b>1786</b>	<b>14.0</b>	
BE	34	138	342	40.4	46	133	34.6	102	137	74.5	102	3.0	142	99	5	47	1171	424	12.5	
AAC	35	160	392	40.8	73	176	41.5	128	155	82.6	125	3.6	125	72	5	49	1191	521	14.9	
<b>BOLDEN, SHAWN</b>																				
1985-86	4	0	0	0.0	0	0	0.0	0	2	0.0	1	0.3	0	1	0	0	5	0	0.0	
BE	3	0	0	0.0	0	0	0.0	0	0	0.0	1	0.3	0	0	0	1	3	0	0.0	
<b>BOONE, JOSH</b>																				
2003-04	38	97	175	55.4	0	0	0.0	32	79	40.5	221	5.8	26	29	63	20	835	226	5.9	
BE	15	34	65	52.3	0	0	0.0	11	25	44.0	77	5.1	7	12	24	5	301	79	5.3	
2004-05	31	148	243	60.9	0	0	0.0	87	131	66.4	259	8.4	36	66	90	20	915	383	12.4	
BE	16	64	106	60.4	0	0	0.0	46	71	64.8	118	7.4	21	31	42	14	470	174	10.	



# ALL-TIME LETTERWINNERS

NAME	G	FG	FGA	PCT	3FG	3FGA	PCT	FT	FTA	PCT	REB	AVG	A	TO	B	S	MIN	PTS	AVG
<b>DEHANN, WILLIAM J.</b>																			
1971-72	20	27	53	50.9	-	-	-	12	19	63.2	24	1.2	11	-	-	-	66	3.3	
1972-73	19	7	18	38.9	-	-	-	2	3	66.7	24	1.3	2	-	-	-	16	0.8	
<b>TOTALS</b>	<b>39</b>	<b>34</b>	<b>71</b>	<b>47.9</b>	-	-	-	<b>14</b>	<b>22</b>	<b>63.6</b>	<b>48</b>	<b>1.2</b>	<b>13</b>	-	-	-	<b>82</b>	<b>2.1</b>	
<b>DEGRAZIA, BILL (MGR)</b> 1968-69, 1969-70, 1970-71																			
<b>DELAGRANGE, JOHN D.</b>																			
1978-79	20	57	111	51.4	-	-	-	40	52	76.9	82	4.1	8	-	-	13	353	154	7.7
1979-80	11	33	69	47.8	-	-	-	24	33	72.7	73	6.6	15	-	-	7	246	90	8.2
BE	2	3	8	37.5	-	-	-	4	6	66.7	6	3.0	2	1	1	1	29	10	5.0
<b>TOTALS</b>	<b>31</b>	<b>90</b>	<b>180</b>	<b>50.0</b>	-	-	-	<b>64</b>	<b>85</b>	<b>75.3</b>	<b>155</b>	<b>5.0</b>	<b>23</b>	-	-	<b>20</b>	<b>599</b>	<b>244</b>	<b>2.7</b>
<b>DELLA SALA, WILLIAM</b>																			
1963-64	27	103	241	42.7	-	-	-	22	43	51.2	101	3.7	-	-	-	-	-	228	8.4
<b>DEMIR, PETE</b>																			
1950-51	20	9	46	19.6	-	-	-	9	16	56.3	5	0.3	11	-	-	-	-	27	1.4
<b>DENG, AJOU</b>																			
1999-00	35	71	148	48.0	6	23	26.1	10	21	47.6	124	3.5	27	25	47	8	510	158	4.5
BE	16	35	72	48.6	2	8	25.0	2	5	40.0	50	3.1	13	9	22	3	226	74	4.6
2000-01	6	10	21	47.6	0	2	0.0	9	12	75.0	28	4.7	3	9	6	5	89	29	4.8
<b>TOTALS</b>	<b>41</b>	<b>81</b>	<b>169</b>	<b>47.9</b>	<b>6</b>	<b>25</b>	<b>24.0</b>	<b>19</b>	<b>33</b>	<b>57.6</b>	<b>152</b>	<b>3.7</b>	<b>30</b>	<b>34</b>	<b>53</b>	<b>13</b>	<b>599</b>	<b>187</b>	<b>4.6</b>
BE	16	35	72	48.6	2	8	25.0	2	5	40.0	50	3.1	13	9	22	3	226	74	4.6
<b>DePRIEST, LYMAN</b>																			
1987-88	34	54	120	45.0	1	2	50.0	25	57	43.9	126	3.7	48	46	4	31	693	134	3.9
BE	16	22	49	44.9	1	2	50.0	12	25	48.0	50	3.1	20	12	1	20	312	57	3.6
1988-89	31	32	74	43.2	0	0	0.0	3	20	40.0	69	2.2	33	37	5	28	417	72	2.3
BE	16	12	26	46.2	0	0	0.0	3	9	33.3	30	1.9	8	6	3	18	182	27	1.7
1989-90	36	49	91	53.8	0	0	0.0	17	39	43.6	95	2.6	19	42	7	37	447	115	3.2
BE	16	22	40	55.0	0	0	0.0	9	20	45.0	54	3.4	8	13	2	17	240	53	3.3
1990-91	31	38	81	46.9	0	2	0.0	8	22	36.4	70	2.3	28	43	9	37	443	84	2.7
BE	16	14	33	42.4	0	1	0.0	4	6	66.7	33	2.1	8	13	3	19	186	32	2.0
<b>TOTALS</b>	<b>132</b>	<b>173</b>	<b>366</b>	<b>47.3</b>	<b>1</b>	<b>3</b>	<b>33.3</b>	<b>58</b>	<b>138</b>	<b>42.0</b>	<b>360</b>	<b>2.7</b>	<b>128</b>	<b>168</b>	<b>25</b>	<b>133</b>	<b>2000</b>	<b>405</b>	<b>3.1</b>
BE	64	70	148	47.3	1	3	33.3	28	60	46.7	167	2.6	44	44	9	74	920	169	2.6
<b>DEUTCH, GERALD</b>																			
1951-52	17	14	76	18.5	-	-	-	3	8	37.5	20	1.2	11	-	-	-	-	31	1.8
<b>DIARRA, HASSAN</b> (Played first 2 years at Texas A&M)																			
2022-23	36	25	83	30.1	7	37	18.9	19	37	51.4	48	1.3	66	38	8	28	455	76	2.1
BE	17	14	39	35.9	4	17	23.5	10	19	52.6	18	1.1	25	13	4	15	216	42	2.5
<b>DIARRA, MAMADOU</b>																			
2017-18	31	34	62	54.8	0	0	0.0	15	30	50.0	79	2.5	0	14	22	4	314	83	2.7
AAC	18	20	28	71.4	0	0	0.0	6	9	66.7	26	1.4	0	5	12	2	164	46	2.6
2018-19	2	1	2	50.0	0	0	0.0	0	0	0.0	0	0.0	0	0	0	0	6	2	1.0
AAC	2	1	2	50.0	0	0	0.0	0	0	0.0	0	0.0	0	0	0	0	6	2	1.0
<b>TOTALS</b>	<b>33</b>	<b>35</b>	<b>64</b>	<b>54.0</b>	<b>0</b>	<b>0</b>	<b>0.0</b>	<b>15</b>	<b>30</b>	<b>50.0</b>	<b>79</b>	<b>2.4</b>	<b>0</b>	<b>14</b>	<b>23</b>	<b>4</b>	<b>320</b>	<b>85</b>	<b>2.6</b>
AAC	20	21	30	70.0	0	0	0.0	6	9	66.7	26	1.4	0	5	13	2	170	48	2.4
<b>DIGGINS, RAHSOOL</b>																			
2021-22	9	3	10	30.0	1	3	33.3	0	0	0.0	0	0.0	0	0	0	1	46	7	0.8
BE	3	0	1	0.0	0	0	0.0	0	0	0.0	0	0.0	0	0	0	0	7	0	0.0
<b>DITIMI, TERRANCE</b>																			
2014-15	6	1	1	100.0	0	0	0.0	0	0	0.0	1	0.2	0	0	0	0	2	2	0.3
AAC	2	0	0	0.0	0	0	0.0	0	0	0.0	1	0.5	0	0	0	0	2	0	0.0
<b>DONAHUE, CORNELIUS</b> 1932-33, 1933-34																			
<b>DONNELLY, ROBERT</b> 1938-39, 1939-40, 1940-41																			
<b>DRAGAT, LEO</b> 1930-31																			
<b>DROPO, MILTON</b> 1941-42, 1942-43																			
<b>DROPO, WALTER</b>																			
1942-43	15	-	-	-	-	-	-	-	-	-	-	-	-	-	-	-	-	-	21.7
1945-46	8	72	-	-	-	-	-	24	-	-	-	-	-	-	-	-	-	-	168
1946-47	18	134	-	-	-	-	87	-	-	-	-	-	-	-	-	-	-	-	355
<b>TOTALS</b>	<b>41</b>	-	-	-	-	-	-	-	-	-	-	-	-	-	-	-	-	-	<b>848</b>
<b>DRUMMOND, ANDRE</b>																			
2011-12	34	157	292	53.8	0	2	0.0	26	88	29.5	257	7.6	15	52	92	28	967	340	10.0
BE	18	88	175	50.3	0	2	0.0	13	46	28.3	155	8.6	11	32	46	15	552	189	10.5
<b>DUBE, ROBERT</b>																			
1953-54	19	9	-	-	-	-	-	5	-	-	-	-	-	-	-	-	-	23	1.2
1954-55	23	20	57	35.1	-	-	-	12	24	50.0	33	1.5	-	-	-	-	-	52	2.3
1955-56	21	15	-	-	-	-	-	5	-	-	-	-	-	-	-	-	-	35	1.7
<b>TOTALS</b>	<b>63</b>	<b>44</b>	-	-	-	-	<b>22</b>	-	-	-	-	-	-	-	-	-	-	<b>110</b>	<b>1.7</b>
<b>DUFFY, JOHN (MGR)</b> 1951-52																			
<b>DUFFY, LEO</b> 1929-30																			
<b>DULIN, ROBERT J.</b>																			
1978-79	26	74	136	54.4	-	-	-	54	67	80.6	21	0.8	65	-	-	23	545	202	7.8
1979-80	29	135	260	52.3	-	-	-	57	76	75.0	48	1.7	124	-	-	83	938	329	11.3
BE	6	22	40	55.0	-	-	-	15	21	71.4	11	1.8	28	20	0	20	213	59	9.8
1980-81	29	69	143	48.3	-	-	-	43	47	91.5	38	1.3	91	59	0	52	759	181	6.2
BE	14	23	53	43.4	-	-	-	14	15	93.3	14	1.0	52	21	0	34	372	60	4.3
<b>TOTALS</b>	<b>84</b>	<b>278</b>	<b>539</b>	<b>51.6</b>	-	-	-	<b>154</b>	<b>190</b>	<b>81.0</b>	<b>107</b>	<b>1.3</b>	<b>280</b>	-	-	<b>158</b>	<b>2242</b>	<b>712</b>	<b>8.5</b>
BE	20	45	93	48.4	-	-	-	29	36	80.6	25	1.3	80	41	0	54	585		



# ALL-TIME LETTERWINNERS

NAME	G	FG	FGA	PCT	3FG	3FGA	PCT	FT	FTA	PCT	REB	AVG	A	TO	B	S	MIN	PTS	AVG
<b>FOXEN, CHRISTIAN</b>																			
2015-16	10	2	5	40.0	0	3	00.0	0	0	0.0	1	0.1	0	0	0	0	13	4	0.4
AAC	3	0	0	0.0	0	0	0.0	0	0	0.0	0	0.0	0	0	0	0	3	0	0.0
2016-17	9	0	2	00.0	0	1	00.0	0	0	0.0	1	0.0	0	0	0	0	11	0	0.0
AAC	7	0	2	00.0	0	1	00.0	0	0	0.0	0	0.0	0	0	0	0	10	0	0.0
2017-18	2	0	0	00.0	0	0	00.0	0	0	0.0	0	0.0	0	0	0	0	1	0	0.0
AAC	1	0	0	00.0	0	0	00.0	0	0	0.0	0	0.0	0	0	0	0	1	0	0.0
<b>TOTALS</b>	<b>21</b>	<b>2</b>	<b>7</b>	<b>28.6</b>	<b>0</b>	<b>4</b>	<b>00.0</b>	<b>0</b>	<b>0</b>	<b>00.0</b>	<b>2</b>	<b>0.1</b>	<b>0</b>	<b>0</b>	<b>0</b>	<b>0</b>	<b>25</b>	<b>4</b>	<b>0.2</b>
AAC	11	0	2	00.0	0	1	00.0	0	0	00.0	0	0.0	0	0	0	0	14	0	0.0
<b>FREDERICK, ALVIN</b>																			
1983-84	28	120	245	49.0	-	-	-	52	92	56.5	146	5.2	40	57	11	26	683	292	10.4
BE	16	61	128	47.6	-	-	-	35	61	57.4	79	4.9	21	13	7	27	392	157	9.8
1984-85	28	136	290	46.9	-	-	-	60	84	71.4	136	4.9	76	59	11	29	841	332	11.9
BE	16	86	168	51.2	-	-	-	35	46	76.1	84	5.3	43	19	5	39	517	207	12.9
<b>TOTALS</b>	<b>56</b>	<b>256</b>	<b>535</b>	<b>47.9</b>	-	-	-	<b>112</b>	<b>176</b>	<b>63.6</b>	<b>282</b>	<b>5.0</b>	<b>116</b>	<b>116</b>	<b>22</b>	<b>55</b>	<b>1524</b>	<b>624</b>	<b>11.1</b>
BE	32	147	296	49.7	-	-	-	70	107	65.4	163	5.1	64	32	12	66	909	364	11.4
AAC	11	0	2	00.0	0	1	00.0	0	0	00.0	0	0.0	0	0	0	0	14	0	0.0
<b>FREEMAN, EDWARD</b>																			
1948-49	23	17	61	27.9	-	-	-	5	17	29.4	-	-	-	-	-	-	-	-	1.7
AAC	17	14	50	28.0	-	-	-	5	17	29.4	-	-	-	-	-	-	-	-	1.7
<b>FREEMAN, KEVIN M.</b>																			
1996-97	33	93	189	49.2	0	0	0.0	95	159	59.7	210	6.4	18	60	2	34	1000	281	8.5
BE	18	39	98	39.8	0	0	0.0	47	80	58.8	125	6.9	11	29	1	18	574	125	6.9
1997-98	36	128	225	56.9	0	0	0.0	116	165	69.7	239	6.6	26	55	5	23	1063	371	10.3
BE	17	66	106	62.3	0	0	0.0	60	86	69.8	121	7.1	17	30	2	14	503	192	11.3
1998-99	36	163	277	58.8	0	2	0.0	114	160	71.3	263	7.3	30	65	10	26	1093	440	12.2
BE	18	76	130	58.5	0	1	0.0	66	95	69.5	136	7.6	20	34	3	14	565	212	11.8
1999-00	35	139	288	48.3	8	28	28.6	98	145	67.6	201	5.7	56	63	8	26	1178	384	11.0
BE	16	64	135	47.4	4	12	33.3	40	60	66.7	87	5.4	25	29	4	9	553	172	10.8
<b>TOTALS</b>	<b>140</b>	<b>523</b>	<b>979</b>	<b>53.6</b>	<b>8</b>	<b>30</b>	<b>26.7</b>	<b>422</b>	<b>629</b>	<b>67.1</b>	<b>913</b>	<b>6.5</b>	<b>130</b>	<b>243</b>	<b>25</b>	<b>109</b>	<b>4334</b>	<b>1476</b>	<b>10.5</b>
BE	69	242	469	51.4	4	13	30.8	213	321	66.4	469	6.8	73	122	10	55	2195	701	10.2
<b>FUNCHES, SAM</b>																			
1996-97	16	8	15	53.3	0	0	0.0	0	0	0.0	15	0.9	0	1	2	1	65	16	1.0
BE	8	1	4	25.0	0	0	0.0	0	0	0.0	7	0.8	0	0	0	0	26	2	0.3
1997-98	6	1	3	33.3	0	0	0.0	0	0	0.0	5	0.8	0	3	1	0	15	2	0.3
BE	1	0	0	0.0	0	0	0.0	0	0	0.0	0	0.0	0	0	0	0	1	0	0.0
<b>TOTALS</b>	<b>22</b>	<b>9</b>	<b>18</b>	<b>50.0</b>	<b>0</b>	<b>0</b>	<b>0.0</b>	<b>0</b>	<b>0</b>	<b>0.0</b>	<b>20</b>	<b>0.9</b>	<b>0</b>	<b>4</b>	<b>3</b>	<b>1</b>	<b>80</b>	<b>18</b>	<b>0.8</b>
BE	9	1	4	25.0	0	0	0.0	0	0	0.0	7	0.8	0	0	0	0	27	2	0.2
<b>GAFFNEY, JALEN</b>																			
2019-20	31	38	113	33.6	14	53	26.4	30	39	76.9	38	1.2	66	36	0	19	593	120	3.9
AAC	18	28	85	32.9	10	42	23.8	26	32	81.3	30	1.7	45	27	0	18	430	92	5.1
2020-21	23	43	105	41.0	17	47	36.2	37	45	82.2	35	1.5	35	27	3	18	449	140	6.1
BE	17	30	72	41.7	12	34	35.3	20	24	83.3	25	1.5	28	22	0	11	305	92	5.4
2021-22	33	37	107	34.6	13	44	29.5	44	57	77.2	48	1.5	65	31	3	18	423	131	4.0
BE	19	12	40	30.0	3	15	20.0	16	19	84.2	19	1.0	28	16	3	5	184	43	2.3
<b>TOTALS</b>	<b>87</b>	<b>118</b>	<b>325</b>	<b>36.3</b>	<b>44</b>	<b>144</b>	<b>30.6</b>	<b>111</b>	<b>141</b>	<b>78.7</b>	<b>121</b>	<b>1.4</b>	<b>166</b>	<b>94</b>	<b>6</b>	<b>55</b>	<b>1466</b>	<b>391</b>	<b>4.5</b>
AAC	18	28	85	32.9	10	42	23.8	26	32	81.3	30	1.7	45	27	0	18	430	92	5.1
BE	36	42	112	37.5	15	49	30.8	36	43	83.7	44	1.2	56	38	3	16	489	135	3.8
<b>GAGNE, MARTY</b>																			
2005-06	4	0	3	0.0	0	1	0.0	0	0	0.0	0	0.0	0	0	0	0	5	0	0.0
2006-07	6	1	2	50.0	1	3	33.3	0	0	0.0	2	0.3	0	3	0	0	13	3	0.5
<b>TOTALS</b>	<b>10</b>	<b>1</b>	<b>5</b>	<b>20.0</b>	<b>1</b>	<b>3</b>	<b>33.3</b>	<b>0</b>	<b>0</b>	<b>0.0</b>	<b>2</b>	<b>0.3</b>	<b>0</b>	<b>3</b>	<b>0</b>	<b>0</b>	<b>13</b>	<b>3</b>	<b>0.5</b>
<b>GAMBLE, PHIL</b>																			
1985-86	28	126	323	39.0	-	-	-	44	75	58.7	108	3.9	55	62	1	19	891	296	10.6
BE	16	73	193	37.8	-	-	-	29	49	59.2	68	4.3	34	10	1	35	502	175	10.9
1986-87	16	68	176	38.6	9	27	33.3	33	53	62.3	75	4.7	37	44	1	17	560	178	11.1
BE	7	37	83	44.6	5	16	31.3	13	23	56.5	36	5.1	14	4	0	23	238	92	13.1
1987-88	34	179	392	45.7	76	182	41.8	75	93	80.6	134	3.9	62	68	6	32	1137	509	15.0
BE	16	72	183	39.3	37	105	35.2	26	36	72.2	74	4.6	50	16	4	26	563	207	12.9
1988-89	31	139	337	41.2	56	138	40.6	54	77	70.1	108	3.5	50	42	6	32	947	388	12.5
BE	16	67	179	37.4	21	63	33.3	28	40	70.0	51	3.2	20	21	4	25	948	183	11.4
<b>TOTALS</b>	<b>109</b>	<b>512</b>	<b>1228</b>	<b>41.7</b>	<b>11</b>	<b>63</b>	<b>33.3</b>	<b>28</b>	<b>206</b>	<b>69.1</b>	<b>425</b>	<b>3.9</b>	<b>204</b>	<b>216</b>	<b>14</b>	<b>100</b>	<b>3535</b>	<b>1371</b>	<b>12.6</b>
BE	55	249	638	39.0	63	184	34.2	96	148	64.9	229	4.2	88	51	9	109	1799	657	12.0
<b>GARNER, HAROLD</b>																			
1950-51	22	19	55	34.6	-	-	-	15	20	75.0	34	1.6	6	-	-	-	-	-	5.3
1951-52	4	2	11	18.2	-	-	-	1	3	33.3	5	1.3	3	-	-	-	-	-	1.3
1952-53	21	44	135	32.6	-	-	-	57	93	61.4	65	3.1	-	-	-	-	-	-	14.5
<b>TOTALS</b>	<b>47</b>	<b>65</b>	<b>201</b>	<b>32.8</b>	-	-	-	<b>73</b>	<b>116</b>	<b>62.9</b>	<b>104</b>	<b>2.2</b>	-	-	-	-	-	-	<b>203</b>
<b>GARRISON, ROB</b>																			
2005-06	17	11	29	37.9	1	7	14.3	9	12	75.0	13	0.8	35	16	1	4	152	32	1.9
BE	5	2	2	100.0	0	0	0.0	1	2	50.0	1	0.2	1	0	0	0	13	5	1.0
2006-07	12	2	5	40.0	0	1	0.0	4	4	100.0	6	0.5	6	3	0	0	27	8	0.7
BE	3	0	0	0.0	0	0	0.0	0	0	0.0	2	0.7	1	0	0	0	4	0	0.0
<b>TOTALS</b>	<b>29</b>	<b>13</b>	<b>34</b>	<b>38.2</b>	<b>1</b>	<b>8</b>	<b>12.5</b>	<b>13</b>	<b>16</b>	<b>81.3</b>	<b>19</b>	<b>0.7</b>	<b>41</b>	<b>19</b>	<b>1</b>	<b>4</b>	<b>179</b>	<b>40</b>	<b>1.4</b>
BE	8	2	2	100.0	0	0	0.0	1	2	50.0	3	0.4	2	0	0	0	17	5	0.6
<b>GARRY, MATT (sat out 2020-21 season with injury)</b>																			

ALL-TIME LETTERWINNERS

NAME	G	FG	FGA	PCT	3FG	3FGA	PCT	FT	FTA	PCT	REB	AVG	A	T	B	S	MIN	PTS	AVG
<b>HARRIS, WILLIAM A.</b>																			
1974-75	10	11	27	40.7	-	-	-	5	6	83.3	11	1.1	1	-	-	-	-	27	2.7
1975-76	18	22	49	44.9	-	-	-	-	10	90.0	15	0.8	9	-	-	-	-	53	2.9
<b>TOTALS</b>	<b>28</b>	<b>33</b>	<b>76</b>	<b>43.4</b>	-	-	-	<b>14</b>	<b>16</b>	<b>87.6</b>	<b>26</b>	<b>0.9</b>	<b>10</b>	-	-	-	-	<b>80</b>	<b>2.9</b>
<b>HARRISON, EDWARD C.</b>																			
1972-73	25	49	117	41.9	-	-	-	14	23	60.8	31	1.2	88	-	-	-	-	112	4.5
1973-74	23	17	42	40.5	-	-	-	10	17	58.8	13	0.6	45	-	-	-	-	44	1.9
<b>TOTALS</b>	<b>48</b>	<b>66</b>	<b>159</b>	<b>41.5</b>	-	-	-	<b>24</b>	<b>40</b>	<b>60.4</b>	<b>44</b>	<b>0.9</b>	<b>133</b>	-	-	-	-	<b>156</b>	<b>3.3</b>
<b>HARRISON, E.J.</b>																			
1997-98	18	8	19	42.1	2	6	33.3	5	8	62.5	11	0.6	6	5	0	8	102	23	1.3
BE	11	3	8	37.5	0	2	0.0	0	0	0.0	5	0.5	4	4	0	5	62	6	0.5
1998-99	26	20	44	45.5	3	9	33.3	6	10	60.0	21	0.8	22	16	3	18	210	49	1.9
BE	9	2	5	40.0	0	0	0.0	2	3	66.7	8	0.9	6	2	1	5	51	6	0.7
<b>TOTALS</b>	<b>44</b>	<b>28</b>	<b>63</b>	<b>44.4</b>	<b>5</b>	<b>15</b>	<b>33.3</b>	<b>11</b>	<b>18</b>	<b>61.1</b>	<b>32</b>	<b>0.7</b>	<b>28</b>	<b>21</b>	<b>3</b>	<b>26</b>	<b>312</b>	<b>72</b>	<b>1.6</b>
BE	20	5	13	38.5	0	2	0.0	2	3	66.7	13	0.6	10	6	1	10	113	12	0.6
<b>HASSON, YARIN</b>																			
2022-23	11	0	2	0.0	0	1	0.0	0	0	0.0	1	0.1	0	0	1	0	10	0	0.0
BE	1	0	1	0.0	0	0	0.0	0	0	0.0	1	1.0	0	0	0	0	1	0	0.0
<b>HAWKINS, JORDAN</b>																			
2021-22	27	49	139	35.3	27	81	33.3	32	39	82.1	53	2.0	14	26	9	9	396	157	5.8
BE	18	26	80	32.5	17	55	30.9	17	20	85.0	29	1.6	8	15	6	2	233	86	4.8
2022-23	37	182	445	40.9	109	281	38.8	125	141	88.7	140	3.8	47	50	19	26	1086	598	16.2
BE	20	105	263	39.9	55	154	35.7	81	90	90.0	88	4.4	24	32	12	17	647	346	17.3
<b>TOTALS</b>	<b>64</b>	<b>231</b>	<b>584</b>	<b>39.6</b>	<b>136</b>	<b>362</b>	<b>37.6</b>	<b>157</b>	<b>180</b>	<b>87.2</b>	<b>193</b>	<b>3.0</b>	<b>61</b>	<b>76</b>	<b>28</b>	<b>35</b>	<b>1482</b>	<b>755</b>	<b>11.8</b>
BE	38	131	343	38.6	72	209	34.4	98	110	89.1	117	3.1	31	37	18	19	880	432	11.4
<b>HAYES, MICHAEL</b>																			
2001-02	33	11	25	44.0	0	0	0.0	18	27	66.7	50	1.5	4	13	5	4	264	40	1.2
BE	16	5	15	33.3	0	0	0.0	12	17	70.6	33	2.1	2	6	3	4	132	22	1.4
2002-03	32	31	60	51.7	0	0	0.0	14	35	40.0	100	3.1	7	23	4	8	395	76	2.4
BE	15	6	11	54.5	0	0	0.0	3	5	60.0	30	2.0	4	9	2	3	133	15	1.0
<b>TOTALS</b>	<b>65</b>	<b>42</b>	<b>85</b>	<b>49.4</b>	<b>0</b>	<b>0</b>	<b>0.0</b>	<b>32</b>	<b>62</b>	<b>51.6</b>	<b>150</b>	<b>2.3</b>	<b>11</b>	<b>36</b>	<b>9</b>	<b>12</b>	<b>659</b>	<b>116</b>	<b>1.8</b>
BE	31	11	26	42.3	0	0	0.0	15	22	68.2	63	2.0	6	15	5	7	265	37	1.2
<b>HAYWARD, ERIC O.</b>																			
1992-93	25	37	61	60.7	0	0	0.0	18	34	52.9	64	2.6	7	18	14	5	295	92	3.7
BE	15	21	34	61.8	0	0	0.0	10	19	52.6	35	2.3	4	11	9	2	184	52	3.5
1993-94	34	37	79	46.8	0	0	0.0	41	64	64.1	142	4.2	15	31	29	16	554	115	3.4
BE	18	26	60	43.3	0	0	0.0	23	39	59.0	93	5.2	11	21	12	10	348	75	4.2
1994-95	33	32	49	65.3	0	0	0.0	36	52	69.2	76	2.3	11	27	15	10	356	100	3.0
BE	18	12	18	66.7	0	0	0.0	17	24	70.8	29	1.6	7	13	4	8	184	41	2.3
1995-96	35	30	62	48.4	0	0	0.0	57	76	75.0	114	3.3	12	33	11	15	529	117	3.3
BE	18	12	27	44.4	0	0	0.0	26	33	78.8	56	3.1	5	15	6	5	245	50	2.8
<b>TOTALS</b>	<b>127</b>	<b>136</b>	<b>251</b>	<b>54.2</b>	<b>0</b>	<b>0</b>	<b>0.0</b>	<b>152</b>	<b>226</b>	<b>67.3</b>	<b>396</b>	<b>3.1</b>	<b>45</b>	<b>109</b>	<b>69</b>	<b>46</b>	<b>1734</b>	<b>424</b>	<b>3.3</b>
BE	69	71	139	51.1	0	0	0.0	76	115	66.1	213	3.1	27	60	31	25	961	218	3.2
<b>HAZELTON, SCOTT</b>																			
2000-01	5	3	7	42.9	0	1	0.0	0	0	0.0	2	0.4	1	1	0	0	11	6	1.2
2001-02	32	30	74	40.5	1	12	8.3	15	19	78.9	60	1.9	3	19	7	6	272	76	2.4
BE	16	17	40	42.5	1	7	14.3	4	5	80.0	31	1.9	0	8	5	2	134	39	2.4
2002-03	5	10	17	58.8	0	2	0.0	3	6	50.0	10	2.0	5	3	2	2	60	23	4.6
<b>TOTALS</b>	<b>42</b>	<b>43</b>	<b>98</b>	<b>43.9</b>	<b>1</b>	<b>15</b>	<b>6.6</b>	<b>18</b>	<b>25</b>	<b>72.0</b>	<b>72</b>	<b>1.7</b>	<b>9</b>	<b>23</b>	<b>9</b>	<b>8</b>	<b>343</b>	<b>105</b>	<b>2.5</b>
<b>HEFFERNAN, DANIEL</b>																			
1947-48	4	5	-	-	-	-	-	1	-	-	-	-	-	-	-	-	-	11	2.7
1948-49	17	5	30	16.7	-	-	-	1	2	0.0	-	-	-	-	-	-	-	10	0.6
<b>TOTALS</b>	<b>21</b>	<b>10</b>	-	-	-	-	-	<b>1</b>	-	-	-	-	-	-	-	-	-	<b>21</b>	<b>1.0</b>
<b>HENDRY, EMMETT</b>																			
2022-23	9	0	0	0.0	0	0	0.0	0	0	0.0	0	0.0	0	1	0	0	7	0	0.0
BE	1	0	0	0.0	0	0	0.0	0	0	0.0	0	0.0	0	0	0	0	1	0	0.0
<b>HENEFELD, NADAV</b>																			
1989-90	37	149	309	48.2	43	114	37.7	88	117	75.2	208	5.6	106	86	22	138	1092	429	11.6
BE	16	63	144	43.8	22	62	35.5	53	68	77.9	92	5.8	50	59	10	40	530	201	12.6
<b>HENRY, KEN</b>																			
1983-84	22	21	46	45.7	-	-	-	9	13	69.2	31	1.4	4	8	3	1	154	51	2.3
BE	11	6	21	28.6	-	-	-	1	3	33.3	15	1.4	3	1	2	5	74	13	1.2
1984-85	6	6	13	46.2	-	-	-	3	6	50.0	11	1.8	1	6	0	0	65	15	2.5
<b>TOTALS</b>	<b>28</b>	<b>27</b>	<b>59</b>	<b>45.8</b>	-	-	-	<b>12</b>	<b>19</b>	<b>63.2</b>	<b>42</b>	<b>1.5</b>	<b>5</b>	<b>14</b>	<b>3</b>	<b>1</b>	<b>219</b>	<b>66</b>	<b>2.4</b>
<b>HERBERT, EDWARD</b>																			
1945-46	7	2	-	-	-	-	-	2	-	-	-	-	-	-	-	-	-	6	0.8
<b>HESFORD, DANIEL</b>																			
1963-64	27	54	145	37.2	-	-	-	35	57	61.4	107	4.0	-	-	-	-	-	143	5.3
1964-65	26	116	256	45.3	-	-	-	42	61	68.9	188	7.2	-	-	-	-	-	274	10.6
1965-66	24	61	135	45.2	-	-	-	39	58	67.3	125	5.2	-	-	-	-	-	161	6.5
<b>TOTALS</b>	<b>77</b>	<b>231</b>	<b>536</b>	<b>43.1</b>	-	-	-	<b>116</b>	<b>176</b>	<b>65.9</b>	<b>420</b>	<b>5.5</b>	-	-	-	-	-	<b>578</b>	<b>7.9</b>
<b>HICKEY, WILLIAM 1944-45</b>																			
<b>HOAGLAND, PHILLIP A.</b>																			
1968-69	6	0	3	0.0	-	-	-	1	2	50.0	7	1.1	-	-	-	-	-	1	0.2
1969-70	21	17	40	42.4	-	-	-	31	37	83.8	46	2.2	12	-	-	-	-	65	3.1
1970-71	24	30	59	50.8	-	-	-	34	49	69.4	79	3.3	17	-	-	-	-	94	3.9
<b>TOTALS</b>	<b>51</b>	<b>47</b>	<b>102</b>	<b>46.1</b>	-	-	-	<b>66</b>	<b>88</b>	<b>75.0</b>	<b>132</b>	<b>2.6</b>	-	-	-	-	-	<b>160</b>	<b>3.1</b>
<b>HOBBS, KARL</b>																			
1980-81	29	67	147	45.6	-	-	-	48	61	78.7	44	1.5	136	91	3	37	747	182	6.3
BE	14	32	68	47.1	-	-	-	27	32	84.4	18	1.3	69	13	2	47	376	91	6.5
1981-82	28	51	104	49.0	-	-	-	41	53	77.4	33	1.2	106	60	5	41	747	143	5.1
BE	14	22	50	44.0	-	-	-	23	27	85.2	17	1.2	54	19	3	31	412	67	4.8

ALL-TIME LETTERWINNERS

NAME	G	FG	FGA	PCT	3FG	3FGA	PCT	FT	FTA	PCT	REB	AVG	A	TO	B	S	MIN	PTS	AVG	
<b>KANE, PETE</b>	9	0	2	0.0	0	1	0.0	0	0	0.0	0	0.0	0	3	0	0	10	0	0.0	
BE	2	0	0	0.0	0	0	0.0	0	0	0.0	0	0.0	0	2	0	0	2	0	0.0	
<b>KARABAN, ALEX</b> (Enrolled 2nd semester 2021-22 and redshirted)	2022-23	39	130	273	47.6	66	164	40.2	38	47	80.9	176	4.5	66	46	28	21	1128	364	9.3
BE	20	70	153	45.8	36	91	39.6	16	18	88.9	94	4.7	37	21	13	14	597	192	9.6	
<b>KASPAR, PAUL</b>	1955-56	28	118	-	-	-	-	72	-	-	-	-	-	-	-	-	-	308	11.1	
BE	1956-57	19	36	96	37.4	-	-	18	37	48.8	64	3.4	-	-	-	-	-	90	4.7	
BE	1957-58	22	105	266	39.6	-	-	60	78	77.0	148	6.7	-	-	-	-	-	270	12.3	
<b>TOTALS</b>	<b>69</b>	<b>259</b>	-	-	-	-	-	<b>150</b>	-	-	-	-	-	-	-	-	-	<b>668</b>	<b>9.9</b>	
<b>KATZ, GILAD O.</b>	1990-91	21	22	40	55.0	13	26	50.0	4	7	57.1	13	0.6	22	20	0	13	162	61	2.9
BE	1991-92	11	12	19	63.2	9	13	69.2	2	3	66.7	4	0.4	4	5	0	13	66	35	3.2
BE	1991-92	4	2	7	28.6	0	2	0.0	0	0.0	1	0.3	0	1	0	0	15	4	1.0	
BE	1991-92	3	2	4	50.0	0	1	0.0	0	0.0	1	0.3	0	1	0	1	11	4	1.3	
<b>TOTALS</b>	<b>25</b>	<b>24</b>	<b>47</b>	<b>51.1</b>	<b>13</b>	<b>28</b>	<b>46.4</b>	<b>4</b>	<b>7</b>	<b>57.1</b>	<b>14</b>	<b>0.6</b>	<b>22</b>	<b>21</b>	<b>0</b>	<b>13</b>	<b>177</b>	<b>65</b>	<b>2.6</b>	
BE	14	14	23	60.9	9	14	64.3	2	3	66.7	5	0.4	4	6	0	14	77	39	2.8	
<b>KAZAR, ANDREW (MGR)</b> 1941-42	1982-83	27	169	379	44.6	-	-	113	152	74.3	61	2.3	64	55	0	41	853	451	16.7	
BE	1983-84	15	101	232	43.5	-	-	69	90	76.7	39	2.6	35	22	0	38	519	271	18.1	
BE	1983-84	18	91	212	42.9	-	-	77	94	81.9	39	2.2	55	51	2	23	555	259	14.4	
BE	1984-85	8	34	86	39.5	-	-	33	40	82.5	12	1.5	21	10	1	26	231	101	12.6	
BE	1984-85	28	182	371	49.1	-	-	107	125	85.6	67	2.4	134	81	0	31	979	471	16.8	
BE	1984-85	16	124	247	50.2	-	-	63	70	90.0	35	2.2	65	20	0	46	592	311	19.4	
BE	1985-86	21	135	284	47.5	-	-	141	162	87.0	68	3.2	135	66	3	31	763	411	19.6	
BE	1985-86	10	63	121	52.1	-	-	64	73	87.7	23	2.3	55	16	1	31	368	190	19.0	
<b>TOTALS</b>	<b>94</b>	<b>577</b>	<b>1246</b>	<b>46.3</b>	-	-	-	<b>438</b>	<b>533</b>	<b>82.2</b>	<b>235</b>	<b>2.5</b>	<b>388</b>	<b>253</b>	<b>5</b>	<b>126</b>	<b>3150</b>	<b>1592</b>	<b>16.9</b>	
BE	49	322	686	46.9	-	-	-	229	273	83.9	109	2.2	176	68	2	141	1710	873	17.8	
<b>KELLOGG, ANTONIO</b>	2004-05	29	30	86	34.9	12	43	27.9	21	33	63.6	6.0	2.1	63	42	1	23	418	93	3.2
BE	16	7	33	21.2	2	14	14.3	9	13	69.2	25	1.6	23	24	1	8	191	25	1.6	
<b>KELLY, CURTIS</b>	2006-07	27	30	54	55.6	0	0	0.0	14	29	48.3	68	2.5	5	25	19	4	251	74	2.7
BE	1984-85	14	9	27	33.3	0	0	0.0	9	15	60.0	36	2.6	1	14	11	2	117	27	1.9
BE	2007-08	24	17	40	42.5	0	0	0.0	15	28	53.6	42	1.8	9	12	8	1	183	49	2.0
BE	1984-85	11	1	4	25.0	0	0	0.0	2	4	50.0	14	1.3	3	2	4	1	53	4	0.4
<b>TOTALS</b>	<b>51</b>	<b>47</b>	<b>94</b>	<b>50.0</b>	<b>0</b>	<b>0</b>	<b>0.0</b>	<b>29</b>	<b>57</b>	<b>50.9</b>	<b>110</b>	<b>2.2</b>	<b>14</b>	<b>37</b>	<b>27</b>	<b>5</b>	<b>434</b>	<b>123</b>	<b>2.4</b>	
BE	25	10	31	32.3	0	0	0.0	11	19	57.9	50	2.0	4	16	15	3	170	31	1.2	
<b>KELLY, LAWRENCE T.</b>	1974-75	23	29	86	33.7	-	-	18	28	64.3	68	3.0	1	-	-	-	-	76	3.3	
BE	1975-76	25	36	84	42.9	-	-	22	36	64.7	67	2.7	4	-	-	-	-	80	3.2	
<b>TOTALS</b>	<b>48</b>	<b>65</b>	<b>170</b>	<b>38.2</b>	-	-	-	<b>26</b>	<b>50</b>	<b>52.0</b>	<b>135</b>	<b>2.8</b>	<b>5</b>	-	-	-	-	<b>156</b>	<b>3.3</b>	
<b>KELLY, PETER J.</b>	1958-59	23	28	86	32.6	-	-	28	46	60.8	54	2.3	-	-	-	-	-	84	3.7	
BE	1959-60	24	26	64	40.6	-	-	22	46	47.8	51	2.1	-	-	-	-	-	74	3.1	
BE	1960-61	24	82	171	48.0	-	-	84	137	61.3	151	6.3	-	-	-	-	-	248	10.3	
<b>TOTALS</b>	<b>71</b>	<b>136</b>	<b>321</b>	<b>42.4</b>	-	-	-	<b>134</b>	<b>229</b>	<b>58.5</b>	<b>256</b>	<b>3.6</b>	-	-	-	-	-	<b>406</b>	<b>5.7</b>	
<b>KIBBE, KARSTEN</b>	1986-87	1	0	0	0.0	0	0	0.0	0	0.0	0	0.0	0	0	0	0	1	0	0.0	
BE	1987-88	5	0	3	0.0	0	0	0.0	1	2	50.0	1	0.2	0	1	0	0	9	1	0.2
<b>TOTALS</b>	<b>6</b>	<b>0</b>	<b>3</b>	<b>0.0</b>	<b>0</b>	<b>0</b>	<b>0.0</b>	<b>1</b>	<b>2</b>	<b>50.0</b>	<b>1</b>	<b>0.2</b>	<b>0</b>	<b>1</b>	<b>0</b>	<b>0</b>	<b>10</b>	<b>1</b>	<b>0.2</b>	
<b>KIERMAN, RICHARD</b>	1954-55	19	12	48	25.0	-	-	4	9	44.4	47	2.6	-	-	-	-	-	28	1.5	
BE	1955-56	21	15	-	-	-	-	13	-	-	-	-	-	-	-	-	-	43	2.0	
<b>TOTALS</b>	<b>40</b>	<b>27</b>	-	-	-	-	-	<b>17</b>	-	-	-	-	-	-	-	-	-	<b>71</b>	<b>1.8</b>	
<b>KIMBALL, THOMAS (TOBY)</b>	1962-63	24	143	297	48.1	-	-	76	117	64.9	375	15.6	-	-	-	-	-	362	15.1	
BE	1963-64	27	203	397	51.1	-	-	138	202	68.3	466	17.3	-	-	-	-	-	544	20.1	
BE	1964-65	23	177	311	57.0	-	-	101	157	64.3	483	21.0	-	-	-	-	-	455	19.8	
<b>TOTALS</b>	<b>74</b>	<b>523</b>	<b>1005</b>	<b>52.0</b>	-	-	-	<b>315</b>	<b>476</b>	<b>66.2</b>	<b>1324</b>	<b>17.9</b>	-	-	-	-	-	<b>1361</b>	<b>18.4</b>	
<b>KING, DAVID C.</b>	1959-60	21	37	95	38.9	-	-	13	20	65.0	51	2.4	-	-	-	-	-	85	4.0	
BE	1960-61	24	82	171	48.0	-	-	84	137	61.3	151	6.3	-	-	-	-	-	248	10.3	
<b>TOTALS</b>	<b>45</b>	<b>119</b>	<b>266</b>	<b>44.7</b>	-	-	-	<b>97</b>	<b>157</b>	<b>61.8</b>	<b>202</b>	<b>4.5</b>	-	-	-	-	-	<b>333</b>	<b>7.4</b>	
<b>KING, EUGENE</b>	1951-52	17	8	27	29.6	-	-	9	14	64.4	38	2.2	-	-	-	-	-	25	1.5	
BE	1952-53	21	77	230	33.3	-	-	39	60	65.1	130	6.2	-	-	-	-	-	193	9.2	
BE	1956-57	5	4	14	28.6	-	-	1	2	50.0	4	0.8	-	-	-	-	-	9	1.8	
BE	1957-58	21	40	89	45.0	-	-	20	29	69.0	50	2.4	-	-	-	-	-	100	4.8	
<b>TOTALS</b>	<b>64</b>	<b>129</b>	<b>360</b>	<b>35.8</b>	-	-	-	<b>69</b>	<b>105</b>	<b>65.7</b>	<b>222</b>	<b>3.5</b>	-	-	-	-	-	<b>327</b>	<b>5.1</b>	
<b>KING, JEFF S.</b>	1984-85	24	21	60	35.0	-	-	10	19	52.6	37	1.5	3	21	11	5	217	52	2.2	
BE	1985-86	13	6	20	30.0	-	-	5	13	38.5	12	0.9	0	1	2	4	83	17	1.3	
BE	1985-86	27	39	100	39.0	-	-	45	54	83.3	94	3.5	11	15	10	390	123	4.4		
BE	1985-86	15	24	62	38.7	-	-	17	22	77.3	49	3.3	4	5	5	12	215	65	4.3	
BE	1986-87	28	124	249	49.8	0	0	0.0	81	113	71.7	153	5.5	20	60	48	22	890	329	11.8
BE	1986-87	16	60	129	46.5	0	0	0.0	40	58	69.0	78	4.9	9	13	23	38	480	177	11.1
BE	1987-88	33	76	170	44.7	0	0	0.0	49	69	71.0	113	3.4	27	42	29	18	681	201	6.1
BE	1987-88	15	30	68	44.1	0	0	0.0	17	22	77.3	46	3.1	10	6	8	17	299	77	5.1
<b>TOTALS</b>	<b>112</b>	<b>260</b>	<b>579</b>	<b>44.9</b>	<b>0</b>	<b>0</b>	<b>0.0</b>	<b>185</b>	<b>255</b>	<b>72.5</b>	<b>397</b>	<b>3.6</b>	<b>61</b>	<b>138</b>	<b>103</b>	<b>55</b>	<b>2178</b>	<b>705</b>	<b>6.3</b>	
BE	59	1																		



# ALL-TIME LETTERWINNERS

NAME	G	FG	FGA	PCT	3FG	3FGA	PCT	FT	FTA	PCT	REB	AVG	A	TO	B	S	MIN	PTS	AVG	
<b>LOMOTEV, RESTINEL</b>	2016-17	7	0	1	00.0	0	0	0.0	0	0	0.0	1	0.1	0	0	0	9	0	0.0	
AAC	6	0	1	00.0	0	0	0.0	0	0	0.0	1	0.2	0	0	0	0	8	0	0.0	
<b>LONG, DENNIS M.</b>	1976-77	5	0	3	0.0	-	-	0	0	0.0	2	0.4	0	-	-	-	0	0	0.0	
BE	9	2	6	33.3	-	-	-	0	1	0.0	2	0.2	3	-	-	-	4	4	0.4	
1977-78	9	2	6	33.3	-	-	-	0	1	0.0	2	0.2	3	-	-	-	4	4	0.4	
1978-79	6	3	6	50.0	-	-	-	2	2	100.0	0	0.0	1	12	8	1	12	8	1.3	
TOTALS	20	5	15	33.3	-	-	-	2	3	66.7	4	0.2	4	-	-	-	12	6	0.6	
<b>LUBIN, RAKIM</b>	2014-15	24	8	15	53.3	0	0	0.0	7	15	46.7	28	1.2	2	8	4	0	155	23	1.0
AAC	11	4	5	80.0	0	0	0.0	3	5	60.0	11	1.0	0	6	3	0	63	11	1.0	
<b>LUCHUCK, WALLACE</b>	1946-47	18	26	-	-	-	-	24	-	-	-	-	-	-	-	-	-	76	4.2	
<b>MACFADGEN, ERNEST</b>	1950-51	24	49	159	30.8	-	-	41	68	60.3	105	4.4	9	-	-	-	-	139	5.8	
<b>MACKLIN, OLIVER D.</b>	1989-90	20	5	11	45.0	1	2	50.0	2	3	66.7	8	0.4	0	2	0	1	30	13	0.7
BE	7	0	1	0.0	0	0	0.0	0	0	0.0	1	0.1	0	0	0	1	7	0	0.0	
1990-91	13	4	13	30.8	1	3	33.3	4	7	57.1	10	0.8	0	9	0	1	37	13	1.0	
BE	4	0	1	0.0	0	0	0.0	0	2	0.0	0	0.0	0	0	1	5	0	0	0.0	
1991-92	6	0	4	0.0	0	0	0.0	0	0	0.0	4	0.7	0	1	0	0	14	0	0.0	
BE	1	0	0	0.0	0	0	0.0	0	0	0.0	1	1.0	0	0	0	1	0	0	0.0	
1992-93	16	5	12	41.7	2	2	0.0	3	6	50.0	7	0.4	1	2	0	1	43	13	0.8	
BE	11	0	2	0.0	0	0	0.0	0	0	0.0	3	0.3	1	1	0	1	25	0	0.0	
TOTALS	55	14	40	35.0	2	7	28.6	9	16	56.2	29	5.2	7	14	0	3	124	39	0.9	
BE	23	0	4	0.0	0	1	0.0	0	2	0.0	5	0.2	1	1	0	3	38	0	0.0	
<b>MADDEN, HAROLD</b> 1931-32																				
<b>MADISON, WILLIAM</b>	1958-59	8	5	10	50.0	-	-	2	3	66.7	3	0.4	-	-	-	-	-	12	1.5	
1959-60	13	13	33	39.4	-	-	-	1	4	25.0	5	0.4	-	-	-	-	-	27	2.1	
1960-61	14	4	20	20.0	-	-	-	2	9	22.2	9	0.6	-	-	-	-	-	10	0.7	
TOTALS	35	22	63	34.9	-	-	-	5	16	31.2	17	0.5	-	-	-	-	-	49	1.4	
<b>MAJOK, ATER</b>	2009-10	26	25	59	42.4	0	0	0.0	9	22	40.9	79	3.0	4	21	42	4	379	59	2.3
BE	18	18	38	47.4	0	0	0.0	3	5	60.0	49	2.7	3	17	27	4	251	39	2.2	
<b>MALAN, FREDERICK</b>	1966-67	8	3	6	50.0	-	-	4	5	80.0	1	0.1	-	-	-	-	-	10	1.3	
1967-68	24	100	239	41.7	-	-	-	38	44	86.4	43	1.8	-	-	-	-	-	238	9.9	
1968-69	17	16	336	44.4	-	-	-	5	8	62.5	7	0.4	-	-	-	-	-	37	2.2	
TOTALS	49	119	581	20.5	-	-	-	47	57	83.9	51	1.0	-	-	-	-	-	285	5.8	
<b>MALONE, ROBERT</b>	1954-55	25	100	269	37.2	-	-	60	96	62.5	214	8.6	-	-	-	-	-	260	10.4	
1955-56	14	73	-	-	-	-	-	27	-	-	-	-	-	-	-	-	-	173	12.3	
TOTALS	39	173	-	-	-	-	-	87	-	-	-	-	-	-	-	-	-	433	11.3	
<b>MALONEY, JOSEPH</b>	1945-46	7	30	-	-	-	-	11	-	-	-	-	-	-	-	-	-	71	10.1	
1946-47	18	92	-	-	-	-	-	20	-	-	-	-	-	-	-	-	-	204	11.3	
1947-48	23	106	-	-	-	-	-	43	-	-	-	-	-	-	-	-	-	255	11.1	
1948-49	18	60	183	32.7	-	-	-	17	41	41.4	-	-	-	-	-	-	-	137	7.6	
TOTALS	66	288	-	-	-	-	-	91	-	-	-	-	-	-	-	-	-	667	10.1	
<b>MANDELDOVE, JONATHAN</b>	2006-07	17	7	12	58.3	0	0	0.0	1	2	50.0	16	0.9	2	8	17	2	111	15	0.9
BE	11	4	6	66.7	0	0	0.0	1	2	50.0	9	0.8	0	7	6	2	72	9	0.8	
2007-08	22	1	5	20.0	0	0	0.0	4	9	44.4	16	0.7	4	10	0	7	6	6	0.3	
BE	12	1	4	25.0	0	0	0.0	4	7	57.1	13	1.1	0	0	5	0	46	6	0.5	
2008-09	7	0	2	0.0	0	0	0.0	0	0	0.0	2	0.3	0	2	0	0	16	0	0.0	
BE	2	0	1	0.0	0	0	0.0	0	0	0.0	1	0.5	0	0	0	0	7	0	0.0	
TOTALS	46	8	19	42.1	0	0	0.0	5	11	45.5	34	0.7	2	14	27	2	203	21	0.5	
BE	25	5	11	45.5	0	0	0.0	5	9	55.6	23	0.9	0	7	11	2	125	15	0.6	
<b>MANNING, GERALD J.</b>	1960-61	20	49	151	32.5	-	-	41	53	77.3	115	5.8	-	-	-	-	-	139	7.0	
1961-62	22	65	178	38.2	-	-	-	36	52	69.2	188	8.5	-	-	-	-	-	166	7.5	
1962-63	25	133	294	45.3	-	-	-	37	58	63.8	178	7.1	-	-	-	-	-	303	12.1	
TOTALS	67	247	623	39.6	-	-	-	114	163	69.9	481	7.2	-	-	-	-	-	608	9.1	
<b>MARKEWICZ, JULIUS</b> 1943-44, 1944-45																				
1945-46	12	10	-	-	-	-	-	6	-	-	-	-	-	-	-	-	-	26	2.2	
<b>MARSHALL, DONNY</b>	1991-92	27	17	46	37.0	0	0	0.0	17	24	70.8	43	1.6	10	12	0	10	241	51	1.9
BE	17	7	26	26.9	0	0	0.0	11	14	78.6	23	1.4	7	5	0	9	143	25	1.5	
1992-93	28	81	174	46.6	1	3	33.3	54	71	76.1	118	4.2	31	54	4	32	677	217	7.8	
BE	18	54	119	45.4	1	3	33.3	30	40	75.0	70	3.9	23	18	1	36	454	139	7.7	
1993-94	34	152	294	51.7	23	64	35.9	96	124	77.4	186	5.5	44	76	8	48	1001	423	12.4	
BE	18	78	165	47.3	17	41	41.5	47	57	82.5	103	5.7	24	27	3	49	574	220	12.2	
1994-95	32	173	379	45.6	24	92	26.1	136	164	82.9	187	5.8	44	72	5	37	977	506	15.8	
BE	17	85	187	45.5	14	51	27.5	57	66	86.4	94	5.5	22	13	2	45	521	241	14.2	
TOTALS	121	423	893	47.4	48	159	30.2	303	383	79.1	534	4.4	129	214	17	127	2896	1197	9.9	
BE	70	224	497	45.1	32	95	33.7	145	177	81.9	290	4.1	76	63	6	139	1692	625	8.9	
<b>MARSHALL, DONYELL</b>	1991-92	30	125	295	42.4	15	62	24.2	69	93	74.2	183	6.1	45	84	78	31	806	334	11.1
BE	18	69	159	43.4	7	32	21.9	51	61	83.6	94	5.2	24	20	44	46	472	196	10.9	
1992-93	27	166	332	50.0	20	54	37.0	107	129	82.9	210	7.8	30	59	56	39	854	459	17.0	
BE	18	104	214	48.6	16	37	43.2	81	95	85.3	152	8.4	21	22	41	38	599	305	16.9	
1993-94	34	307	600	51.2	41	132	31.1	200	266	75.2	302	8.9	56	9	111	43	1157	855	25.1	
BE	18	159	330	48.2	26	82	31.7	118	157	75.2	160	8.9	29	21	56	53	656	462	25.7	
TOTALS	91	598	1227	48.7	76	248	30.6	376	488	77.0	695	7.6	131	152	245	113	2817	1648	18.1	
BE	54	332	703	47.2	49	151	32.5	250	313	79.9	406	7.5	74	63	141	137	1727	963	17.8	
<b>MARTIN, EDWARD J.</b>	1957-58	24																		

# 2023-24 UCONN MEN'S BASKETBALL / LETTERWINNER HISTORY

## ALL-TIME LETTERWINNERS

NAME	G	FG	FGA	PCT	3FG	3FGA	PCT	FT	FTA	PCT	REB	AVG	A	TO	B	S	MIN	PTS	AVG	
<b>NELSON, NELS H. III</b>																				
1969-70	4	2	4	50.0	-	-	-	0	2	0.0	2	0.7	0	-	-	-	4	1.3		
1970-71	12	2	8	25.0	-	-	-	3	6	50.0	11	0.9	2	-	-	-	7	0.6		
1971-72	10	7	23	30.4	-	-	-	2	4	50.0	9	0.9	5	-	-	-	16	1.6		
<b>TOTALS</b>	<b>26</b>	<b>11</b>	<b>35</b>	<b>31.4</b>				<b>5</b>	<b>12</b>	<b>41.7</b>	<b>22</b>	<b>0.8</b>	<b>7</b>				<b>27</b>	<b>1.0</b>		
<b>NEWTON, TRISTEN</b> (Played first 3 years at East Carolina)																				
2022-23	39	107	286	37.4	45	123	36.6	133	163	81.6	175	4.5	185	93	10	43	1123	392	10.1	
BE	20	58	146	39.7	21	60	35.0	65	80	81.3	82	4.1	91	45	6	23	583	202	10.1	
<b>NIEDERWERFER, KARL</b>																				
1965-66	7	5	13	38.5	-	-	-	2	4	50.0	12	1.6	-	-	-	-	-	12	1.7	
1966-67	2	1	2	50.0	-	-	-	0	0	0.0	5	2.5	-	-	-	-	-	2	1.0	
1967-68	13	19	40	47.5	-	-	-	5	9	55.6	31	2.4	-	-	-	-	-	43	3.3	
<b>TOTALS</b>	<b>22</b>	<b>25</b>	<b>55</b>	<b>45.5</b>				<b>7</b>	<b>13</b>	<b>53.8</b>	<b>48</b>	<b>2.2</b>						<b>57</b>	<b>2.6</b>	
<b>NOLAN, PHILLIP</b>																				
2012-13	23	12	28	42.9	0	0	0.0	9	17	52.9	49	2.1	6	9	12	1	249	33	1.4	
BE	14	6	13	46.2	0	0	0.0	4	6	66.7	30	2.1	6	7	9	1	159	16	1.1	
2013-14	40	51	97	52.6	0	0	0.0	31	40	77.5	95	2.4	8	22	18	8	567	133	3.3	
AAC	18	27	47	57.4	0	0	0.0	17	17	82.4	48	2.7	1	13	6	4	255	68	3.8	
2014-15	34	23	49	46.9	0	0	0.0	4	14	28.6	63	1.9	3	21	14	7	516	50	1.5	
AAC	17	8	15	53.3	0	0	0.0	4	11	36.4	33	1.9	3	11	9	6	236	20	1.2	
2015-16	32	22	41	53.7	0	0	0.0	9	11	81.8	49	1.5	6	14	8	4	338	53	1.7	
AAC	16	13	24	54.2	0	0	0.0	4	5	80.0	31	1.9	3	4	5	4	200	30	1.9	
<b>TOTALS</b>	<b>129</b>	<b>108</b>	<b>215</b>	<b>50.2</b>	<b>0</b>	<b>0</b>	<b>0.0</b>	<b>53</b>	<b>82</b>	<b>64.6</b>	<b>256</b>	<b>2.0</b>	<b>24</b>	<b>66</b>	<b>52</b>	<b>20</b>	<b>1670</b>	<b>269</b>	<b>2.1</b>	
BE	14	6	13	46.2	0	0	0.0	4	6	66.7	30	2.1	6	7	9	1	159	16	1.1	
AAC	51	48	86	55.8	0	0	0.0	22	33	66.7	112	2.2	7	28	20	14	691	118	2.3	
<b>NOYES, MICHAEL</b>																				
2015-16	10	2	4	50.0	0	0	0.0	0	0	0.0	1	0.1	0	1	0	0	13	4	0.4	
AAC	3	0	0	0.0	0	0	0.0	0	0	0.0	0	0.0	0	0	0	0	3	0	0.0	
2016-17	10	1	3	33.3	0	1	0.0	1	2	50.0	1	0.1	0	1	0	0	18	3	0.3	
AAC	8	1	3	33.3	0	1	0.0	1	2	50.0	1	0.1	0	1	0	0	16	3	0.4	
2017-18	6	0	2	0.0	0	1	0.0	0	0	0.0	0	0.0	0	0	0	0	6	0	0.0	
AAC	3	0	1	0.0	0	1	0.0	0	0	0.0	0	0.0	0	0	0	0	2	0	0.0	
<b>TOTALS</b>	<b>26</b>	<b>3</b>	<b>9</b>	<b>33.3</b>	<b>0</b>	<b>2</b>	<b>0.0</b>	<b>1</b>	<b>2</b>	<b>50.0</b>	<b>2</b>	<b>0.1</b>	<b>0</b>	<b>2</b>	<b>0</b>	<b>0</b>	<b>37</b>	<b>7</b>	<b>0.3</b>	
AAC	14	1	4	25.0	0	2	0.0	1	2	50.0	1	0.1	0	1	0	0	21	3	0.2	
<b>O'BRIEN, ROBERT</b>																				
1952-53	19	18	41	44.0	-	-	-	16	31	51.8	48	2.5	-	-	-	-	-	52	2.7	
1953-54	22	18	-	-	-	-	-	28	-	-	-	-	-	-	-	-	-	64	2.9	
<b>TOTALS</b>	<b>41</b>	<b>36</b>						<b>44</b>										<b>116</b>	<b>2.8</b>	
<b>OCITTI, STANLEY</b>																				
1998-99	4	0	0	0.0	0	0	0.0	0	0	0.0	0	0.0	0	0	0	0	5	0	0.0	
BE	3	0	0	0.0	0	0	0.0	0	0	0.0	0	0.0	0	0	0	0	4	0	0.0	
1999-00	3	0	1	0.0	0	0	0.0	0	0	0.0	0	0.0	0	0	0	0	3	0	0.0	
<b>TOTALS</b>	<b>7</b>	<b>0</b>	<b>1</b>	<b>0.0</b>	<b>0</b>	<b>0</b>	<b>0.0</b>	<b>0</b>	<b>0</b>	<b>0.0</b>	<b>0</b>	<b>0.0</b>	<b>0</b>	<b>0</b>	<b>0</b>	<b>0</b>	<b>8</b>	<b>0</b>	<b>0.0</b>	
<b>O'CONNOR, JAMES</b>																				
1955-56	25	58	-	-	-	-	-	15	-	-	-	-	-	-	-	-	-	131	5.3	
1956-57	24	99	233	42.5	-	-	-	35	50	70.0	64	2.7	-	-	-	-	-	233	9.7	
1957-58	27	129	380	34.0	-	-	-	74	94	78.6	79	2.9	-	-	-	-	-	332	12.3	
<b>TOTALS</b>	<b>76</b>	<b>286</b>						<b>124</b>										<b>696</b>	<b>9.2</b>	
<b>OKAFOR, EMEKA</b>																				
2001-02	34	105	178	59.0	0	0	0.0	57	92	62.0	306	9.0	27	47	138	26	1021	267	7.9	
BE	16	41	70	58.6	0	0	0.0	26	45	57.8	134	8.4	14	27	70	13	492	108	6.8	
2002-03	33	221	381	58.0	0	0	0.0	82	137	59.9	370	11.2	18	75	156	29	1087	524	15.9	
BE	16	106	181	58.6	0	0	0.0	40	65	61.5	163	10.2	10	32	71	10	535	252	15.8	
2003-04	36	261	436	59.9	0	0	0.0	113	218	51.8	415	11.5	36	84	147	36	1166	635	17.6	
BE	16	123	204	60.3	0	0	0.0	50	110	45.5	185	11.6	12	29	66	14	564	296	18.5	
<b>TOTALS</b>	<b>103</b>	<b>587</b>	<b>995</b>	<b>59.0</b>	<b>0</b>	<b>0</b>	<b>0.0</b>	<b>252</b>	<b>447</b>	<b>56.4</b>	<b>1091</b>	<b>10.6</b>	<b>81</b>	<b>206</b>	<b>441</b>	<b>91</b>	<b>3274</b>	<b>1426</b>	<b>13.8</b>	
BE	48	270	455	59.3	0	0	0.0	116	220	52.7	482	10.0	36	88	207	37	1591	656	13.7	
<b>OKWANDU, CHARLES</b>																				
2008-09	10	1	4	25.0	0	0	0.0	1	2	50.0	11	1.1	2	6	3	1	45	3	0.3	
BE	1	0	0	0.0	0	0	0.0	0	0	0.0	0	0.0	0	1	0	0	3	0	0.0	
2009-10	30	15	29	51.7	0	0	0.0	1	7	14.3	47	1.6	2	17	13	5	231	31	1.0	
BE	16	11	23	47.8	0	0	0.0	1	4	25.0	33	2.1	1	10	5	4	148	13	1.4	
2010-11	41	54	115	47.0	0	0	0.0	11	21	52.4	113	2.8	22	36	51	11	631	119	2.9	
BE	18	23	57	40.4	0	0	0.0	5	6	83.3	65	3.6	12	19	25	5	292	51	2.8	
<b>TOTALS</b>	<b>81</b>	<b>70</b>	<b>148</b>	<b>47.3</b>	<b>0</b>	<b>0</b>	<b>0.0</b>	<b>13</b>	<b>30</b>	<b>43.3</b>	<b>171</b>	<b>2.1</b>	<b>26</b>	<b>59</b>	<b>67</b>	<b>17</b>	<b>907</b>	<b>153</b>	<b>1.9</b>	
BE	35	34	80	42.5	0	0	0.0	6	10	60.0	98	2.8	13	30	28	9	443	74	2.1	
<b>OLANDER, TYLER</b>																				
2010-11	39	25	67	37.3	0	2	0.0	8	12	66.7	72	1.8	17	23	7	4	376	58	1.5	
BE	17	4	15	26.7	0	1	0.0	4	6	66.7	17	1.0	3	7	1	0	124	12	0.7	
2011-12	34	56	126	44.4	1	5	20.0	30	44	68.2	131	3.9	40	32	16	6	600	143	4.2	
BE	18	23	55	43.4	0	3	0.0	15	20	75.0	53	2.9	14	14	6	6	267	61	3.4	
2012-13	29	53	116	45.7	0	3	0.0	18	27	66.7	107	3.7	17	20	27	7	627	124	4.3	
BE																				

ALL-TIME LETTERWINNERS

NAME	G	FG	FGA	PCT	3FG	3FGA	PCT	FT	FTA	PCT	REB	AVG	A	T	B	S	MIN	PTS	AVG
<b>RITTER, RONALD</b>																			
1964-65	26	85	221	43.0	-	-	-	38	51	74.5	117	4.7	-	-	-	-	-	228	9.1
1965-66	24	90	175	51.4	-	-	-	29	42	69.0	98	4.1	-	-	-	-	-	209	8.7
1966-67	22	72	162	44.4	-	-	-	27	33	81.8	83	3.8	-	-	-	-	-	171	7.8
<b>TOTALS</b>	<b>72</b>	<b>247</b>	<b>558</b>	<b>44.3</b>	-	-	-	<b>94</b>	<b>126</b>	<b>74.6</b>	<b>298</b>	<b>4.1</b>	-	-	-	-	-	<b>608</b>	<b>8.4</b>
<b>ROBERTSON, TONY</b>																			
1999-00	34	77	173	44.5	17	46	37.0	59	79	74.7	73	2.1	49	68	6	24	635	230	6.8
BE	16	35	80	43.8	6	21	28.6	25	37	67.6	28	1.8	16	35	4	9	303	101	6.3
2000-01	31	84	186	45.2	15	46	32.6	40	52	76.9	67	2.2	46	53	1	16	625	223	7.2
BE	16	37	93	39.8	8	23	34.8	18	24	75.0	36	2.3	20	31	0	8	297	100	6.2
2001-02	34	138	277	49.8	48	110	43.6	60	77	77.9	77	2.3	58	59	9	40	943	384	11.3
BE	16	56	120	46.7	19	46	41.3	34	46	73.9	36	2.3	26	4	16	396	165	10.3	
2002-03	33	109	239	45.6	29	72	40.3	76	93	81.7	104	3.2	59	57	9	30	783	323	9.8
BE	16	53	124	42.7	10	29	44.4	44	55	80.0	53	3.3	27	39	4	17	436	160	10.0
<b>TOTALS</b>	<b>132</b>	<b>408</b>	<b>875</b>	<b>46.6</b>	<b>109</b>	<b>274</b>	<b>39.8</b>	<b>235</b>	<b>301</b>	<b>78.1</b>	<b>321</b>	<b>2.4</b>	<b>212</b>	<b>237</b>	<b>25</b>	<b>110</b>	<b>2986</b>	<b>1160</b>	<b>8.8</b>
BE	<b>64</b>	<b>181</b>	<b>417</b>	<b>43.4</b>	<b>43</b>	<b>119</b>	<b>36.1</b>	<b>123</b>	<b>162</b>	<b>74.7</b>	<b>153</b>	<b>2.4</b>	<b>86</b>	<b>131</b>	<b>12</b>	<b>50</b>	<b>1432</b>	<b>526</b>	<b>8.2</b>
<b>ROBINSON, CLIFFORD R.</b>																			
1985-86	28	60	146	36.6	-	-	-	36	59	61.0	88	3.1	14	33	12	10	442	156	5.6
BE	16	41	104	39.4	-	-	-	25	40	62.5	55	3.4	12	8	6	20	295	107	6.1
1986-87	16	107	255	42.0	6	18	33.3	69	121	57.0	119	7.4	32	57	11	11	556	289	18.7
BE	7	38	107	35.5	4	12	33.3	33	52	63.5	48	6.9	17	2	6	24	244	113	16.1
1987-88	34	222	463	47.9	0	0	0.0	156	238	65.5	233	6.9	44	92	49	34	1079	600	17.6
BE	16	88	217	40.6	0	0	0.0	79	115	68.7	101	6.3	22	15	20	44	505	255	15.9
1988-89	31	235	500	47.0	4	12	33.3	145	212	68.4	228	7.4	46	75	44	55	974	619	20.0
BE	16	121	264	45.8	4	9	44.4	65	92	70.7	115	7.2	22	26	17	39	516	311	19.4
<b>TOTALS</b>	<b>109</b>	<b>624</b>	<b>1364</b>	<b>45.7</b>	<b>4</b>	<b>21</b>	<b>38.0</b>	<b>202</b>	<b>630</b>	<b>64.4</b>	<b>668</b>	<b>6.1</b>	<b>136</b>	<b>257</b>	<b>116</b>	<b>110</b>	<b>3051</b>	<b>1664</b>	<b>15.3</b>
BE	<b>55</b>	<b>288</b>	<b>692</b>	<b>41.6</b>	<b>8</b>	<b>21</b>	<b>38.0</b>	<b>406</b>	<b>630</b>	<b>64.4</b>	<b>668</b>	<b>6.1</b>	<b>136</b>	<b>257</b>	<b>116</b>	<b>110</b>	<b>3051</b>	<b>1664</b>	<b>15.3</b>
<b>ROBINSON, JACK</b>																			
1975-76	8	1	6	16.7	-	-	-	1	2	50.0	3	0.4	3	-	-	-	-	3	0.4
<b>ROBINSON, STANLEY</b>																			
2006-07	31	52	139	37.4	16	42	38.1	37	56	66.1	136	4.4	25	42	17	9	534	157	5.1
BE	16	20	70	28.6	10	30	33.3	13	25	52.0	64	4.0	12	21	5	294	63	3.9	
2007-08	33	136	289	47.1	28	67	41.8	43	64	67.2	214	6.5	39	47	42	18	915	343	10.4
BE	18	70	151	46.4	16	39	41.0	25	33	75.8	120	6.7	26	21	19	5	516	181	8.5
2008-09	28	97	192	50.5	3	23	13.0	40	63	63.5	166	5.9	33	44	30	17	696	237	10.1
BE	18	45	104	43.3	1	15	6.7	19	32	59.4	99	5.5	22	29	18	10	415	110	6.1
2009-10	34	203	387	52.5	27	79	34.2	61	97	62.9	260	7.6	34	77	41	30	1163	494	14.5
BE	18	100	207	48.3	16	54	29.6	30	46	65.2	140	7.8	14	47	19	18	616	246	13.7
<b>TOTALS</b>	<b>126</b>	<b>488</b>	<b>1007</b>	<b>48.5</b>	<b>74</b>	<b>211</b>	<b>35.1</b>	<b>181</b>	<b>280</b>	<b>64.6</b>	<b>776</b>	<b>6.2</b>	<b>131</b>	<b>210</b>	<b>130</b>	<b>74</b>	<b>3308</b>	<b>1231</b>	<b>9.8</b>
BE	<b>70</b>	<b>235</b>	<b>532</b>	<b>44.2</b>	<b>43</b>	<b>138</b>	<b>31.2</b>	<b>87</b>	<b>136</b>	<b>64.0</b>	<b>423</b>	<b>6.0</b>	<b>74</b>	<b>118</b>	<b>61</b>	<b>38</b>	<b>1841</b>	<b>600</b>	<b>8.6</b>
<b>RODGERS, PATRICK</b>																			
1954-56	4	0	-	-	-	-	-	2	-	-	-	-	-	-	-	-	-	2	0.5
<b>ROSE, JON E. (JACK)</b>																			
1957-58	27	132	332	39.8	-	-	-	86	108	79.6	129	4.8	-	-	-	-	-	350	13.0
1958-59	24	129	406	31.8	-	-	-	125	181	69.0	140	5.8	-	-	-	-	-	383	16.0
1959-60	26	127	370	34.3	-	-	-	129	170	75.9	112	4.3	-	-	-	-	-	383	14.7
<b>TOTALS</b>	<b>77</b>	<b>388</b>	<b>1108</b>	<b>35.0</b>	-	-	-	<b>340</b>	<b>459</b>	<b>74.1</b>	<b>381</b>	<b>4.9</b>	-	-	-	-	-	<b>1116</b>	<b>14.5</b>
<b>ROUMOLOU, APOSTOLOS</b>																			
2022-23	20	2	7	28.6	0	2	0.0	2	3	66.7	7	0.4	1	2	0	1	30	6	0.3
BE	5	0	3	0.0	0	1	0.0	0	0	0.0	0	0.0	0	0	0	0	6	0	0.0
<b>RUDDY, GORDON</b>																			
1953-54	25	59	-	-	-	-	-	57	-	-	-	-	-	-	-	-	-	175	7.0
1954-55	25	87	252	34.6	-	-	-	68	111	61.4	156	6.3	-	-	-	-	-	242	9.7
1955-56	27	168	-	-	-	-	-	113	-	-	-	-	-	-	-	-	-	449	16.6
<b>TOTALS</b>	<b>77</b>	<b>314</b>	-	-	-	-	-	<b>238</b>	-	-	-	-	-	-	-	-	-	<b>866</b>	<b>11.2</b>
<b>RYAN, RAY 1929-30</b>																			
<b>SAMUEL, TERENCE</b>																			
2013-14	30	24	43	55.8	0	1	0.0	24	34	70.6	27	0.9	24	18	0	12	270	72	2.4
AAC	13	11	18	61.1	0	0	0.0	6	10	60.0	10	0.8	11	7	0	9	117	28	2.2
2014-15	35	43	111	38.7	0	17	0.0	40	52	76.9	86	2.5	55	47	1	16	715	126	3.6
AAC	18	24	63	38.1	0	12	0.0	19	26	73.1	50	2.8	27	26	0	8	383	67	3.7
<b>TOTALS</b>	<b>65</b>	<b>67</b>	<b>154</b>	<b>43.5</b>	<b>0</b>	<b>18</b>	<b>0.0</b>	<b>64</b>	<b>86</b>	<b>74.4</b>	<b>113</b>	<b>1.7</b>	<b>79</b>	<b>65</b>	<b>1</b>	<b>28</b>	<b>985</b>	<b>198</b>	<b>3.0</b>
AAC	<b>31</b>	<b>35</b>	<b>81</b>	<b>43.2</b>	<b>0</b>	<b>12</b>	<b>0.0</b>	<b>25</b>	<b>36</b>	<b>69.4</b>	<b>60</b>	<b>1.9</b>	<b>38</b>	<b>33</b>	<b>0</b>	<b>17</b>	<b>500</b>	<b>95</b>	<b>3.1</b>
<b>SANOGO, ADAMA</b>																			
2020-21	23	77	139	55.4	0	0	0.0	15	26	57.7	110	4.8	13	21	9	9	391	169	7.3
BE	17	55	100	55.0	0	0	0.0	11	16	68.8	89	5.2	12	24	18	7	300	121	7.1
2021-22	29	179	355	50.4	0	1	0.0	70	102	68.6	256	8.8	29	68	55	25	847	428	14.8
BE	18	114	224	50.9	0	0	0.0	44	66	66.7	174	9.7	18	42	40	15	528	272	15.1
2022-23	39	277	457	60.6	19	52	36.5	98	128	76.6	299	7.7	49	75	32	27	1035	671	17.2
BE	20	134	236	56.8	10	28	35.7	45	59	76.3	151	7.6	25	38	14	15	557	323	16.2
<b>TOTALS</b>	<b>91</b>	<b>533</b>	<b>951</b>	<b>56.0</b>	<b>19</b>	<b>53</b>	<b>35.8</b>	<b>183</b>	<b>256</b>	<b>71.5</b>	<b>665</b>	<b>7.3</b>	<b>91</b>	<b>174</b>	<b>108</b>	<b>61</b>	<b>2273</b>	<b>1268</b>	<b>13.9</b>
BE	<b>55</b>	<b>303</b>	<b>560</b>	<b>54.1</b>	<b>10</b>	<b>28</b>	<b>35.7</b>	<b>100</b>	<b>142</b>	<b>70.4</b>	<b>414</b>	<b>7.5</b>	<b>55</b>	<b>104</b>	<b>72</b>	<b>37</b>	<b>1385</b>	<b>716</b>	<b>13.0</b>
<b>SAUNDERS, EDMUND</b>																			
1998-99	35	86	153	56.2	1	1	1.0	38	63	60.3	166	4.7	23	39	25	24	621	211	6.0
BE	17	48	83	53.8	1	1	1.0	24	34	70.6	69	4.1	11	21	12	11	303	109	6.4



ALL-TIME LETTERWINNERS

NAME	G	FG	FGA	PCT	3FG	3FGA	PCT	FT	FTA	PCT	REB	AVG	A	TO	B	S	MIN	PTS	AVG	
<b>STEINBERG, ROBERT</b>																				
1965-66	21	52	109	47.7	-	-	-	31	65	47.7	106	5.0	-	-	-	-	-	135	6.4	
1966-67	16	31	60	49.1	-	-	-	20	43	46.5	70	4.4	-	-	-	-	-	82	5.1	
<b>TOTALS</b>	<b>37</b>	<b>83</b>	<b>169</b>	<b>49.1</b>	<b>-</b>	<b>-</b>	<b>-</b>	<b>51</b>	<b>108</b>	<b>47.2</b>	<b>176</b>	<b>4.8</b>	<b>-</b>	<b>-</b>	<b>-</b>	<b>-</b>	<b>-</b>	<b>217</b>	<b>5.9</b>	
<b>STEWART, BENJAMIN</b>																				
2010-11	4	1	2	50.0	0	0	0.0	0	0	0.0	2	0.5	0	0	0	0	4	2	0.5	
2011-12	3	0	0	0.0	0	0	0.0	0	0	0.0	0	0.0	0	0	0	0	3	0	0.0	
BE	1	0	0	0.0	0	0	0.0	0	0	0.0	0	0.0	0	0	0	0	1	0	0.0	
<b>TOTALS</b>	<b>15</b>	<b>4</b>	<b>9</b>	<b>44.4</b>	<b>0</b>	<b>0</b>	<b>0.0</b>	<b>1</b>	<b>2</b>	<b>50.0</b>	<b>12</b>	<b>0.8</b>	<b>0</b>	<b>5</b>	<b>1</b>	<b>0</b>	<b>7</b>	<b>2</b>	<b>0.3</b>	
<b>SUHR, MARC</b>																				
1988-89	2	1	1	100.0	0	0	0.0	3	4	75.0	4	2.0	0	0	0	0	4	5	2.5	
BE	0	0	0	0.0	0	0	0.0	0	0	0.0	0	0.0	0	0	0	0	0	0	0.0	
1989-90	7	5	16	31.3	0	0	0.0	0	2	0.0	7	0.5	0	3	0	1	30	10	0.8	
BE	2	1	1	100.0	0	0	0.0	0	0	0.0	0	0.0	0	1	0	0	2	2	1.0	
1990-91	10	4	15	26.7	0	0	0.0	0	8	0.0	8	0.8	1	2	7	0	34	8	0.8	
BE	1	1	1	100.0	0	0	0.0	0	0	0.0	1	1.0	0	0	0	0	1	2	2.0	
<b>TOTALS</b>	<b>19</b>	<b>10</b>	<b>32</b>	<b>31.3</b>	<b>0</b>	<b>0</b>	<b>0.0</b>	<b>3</b>	<b>14</b>	<b>21.4</b>	<b>19</b>	<b>1.0</b>	<b>1</b>	<b>5</b>	<b>7</b>	<b>1</b>	<b>68</b>	<b>23</b>	<b>1.2</b>	
BE	3	2	2	100.0	0	0	0.0	0	0	0.0	1	0.3	0	1	0	0	3	4	1.3	
<b>SULLIVAN, JAMES L.</b>																				
1978-79	27	28	79	35.4	-	-	-	18	38	47.4	24	0.9	45	-	-	15	336	74	2.7	
1979-80	29	41	81	50.6	-	-	-	19	28	67.9	26	0.9	57	-	-	19	418	101	3.5	
BE	6	14	25	56.0	-	-	-	9	12	75.0	8	1.3	14	1	2	11	101	37	6.2	
1980-81	7	6	16	37.5	-	-	-	1	3	33.3	4	0.6	4	0	0	3	28	13	1.9	
BE	1	0	0	0.0	-	-	-	0	0	0.0	0	0.0	0	0	0	1	3	0	0.0	
1981-82	22	19	38	50.0	-	-	-	8	12	66.7	15	0.7	31	15	2	0	12	209	46	2.1
BE	10	4	4	50.0	-	-	-	2	5	40.0	7	0.7	8	2	0	0	3	54	6	
<b>TOTALS</b>	<b>85</b>	<b>94</b>	<b>214</b>	<b>43.9</b>	<b>-</b>	<b>-</b>	<b>-</b>	<b>46</b>	<b>81</b>	<b>56.8</b>	<b>69</b>	<b>81.2</b>	<b>137</b>	<b>-</b>	<b>-</b>	<b>49</b>	<b>991</b>	<b>234</b>	<b>2.8</b>	
BE	17	16	29	55.2	-	-	-	11	17	64.7	15	0.9	22	3	2	15	158	43	2.5	
<b>SWAIN, ROBERT</b>																				
2000-01	11	6	14	42.9	4	7	57.1	0	0	0.0	5	0.5	2	4	0	0	43	16	1.5	
BE	3	3	8	37.5	1	3	33.3	0	0	0.0	2	0.3	2	0	0	0	26	7	0.9	
2001-02	5	3	6	50.0	2	4	50.0	0	1	0.0	2	0.4	0	0	0	1	10	8	1.6	
<b>TOTALS</b>	<b>16</b>	<b>9</b>	<b>20</b>	<b>45.0</b>	<b>6</b>	<b>11</b>	<b>54.5</b>	<b>0</b>	<b>1</b>	<b>0.0</b>	<b>7</b>	<b>0.4</b>	<b>2</b>	<b>4</b>	<b>0</b>	<b>1</b>	<b>53</b>	<b>24</b>	<b>1.5</b>	
BE	8	3	8	37.5	1	3	33.3	0	0	0.0	2	0.3	0	3	0	0	26	7	0.9	
<b>SWALLER, RYAN</b>																				
2002-03	7	1	4	25.0	0	0	0.0	2	4	50.0	5	0.7	1	2	0	0	8	4	0.6	
BE	2	0	0	0.0	0	0	0.0	0	0	0.0	0	0.0	0	0	0	0	2	0	0.0	
2003-04	13	3	7	42.9	0	3	0.0	0	2	0.0	4	0.3	2	1	0	0	17	6	0.5	
BE	6	1	3	33.3	0	1	0.0	0	2	0.0	2	0.5	1	0	0	0	5	2	0.5	
<b>TOTAL</b>	<b>20</b>	<b>4</b>	<b>11</b>	<b>36.4</b>	<b>0</b>	<b>3</b>	<b>0.0</b>	<b>2</b>	<b>6</b>	<b>33.3</b>	<b>9</b>	<b>0.5</b>	<b>3</b>	<b>3</b>	<b>0</b>	<b>0</b>	<b>25</b>	<b>10</b>	<b>0.5</b>	
BE	6	1	3	33.3	0	1	0.0	0	2	0.0	2	0.3	1	0	0	0	7	2	0.3	
<b>TARBELL, KARL K.</b>																				
1946-47	16	4	-	-	-	-	-	3	-	-	-	-	-	-	-	-	-	11	0.7	
<b>TAYLOR, ROBERT</b>																				
1969-70	23	94	209	44.9	-	-	-	44	80	55.0	208	9.0	27	-	-	-	-	232	10.1	
<b>TAYLOR, WILLIAM M.</b>																				
1982-83	7	1	5	20.0	-	-	-	0	1	0.0	3	0.4	0	0	0	0	13	2	0.3	
BE	5	1	4	25.0	-	-	-	0	1	0.0	3	0.6	0	0	0	0	11	2	0.4	
<b>THABEET, HASHEEM</b>																				
2006-07	31	67	121	55.4	0	0	0.0	59	115	51.3	199	6.4	12	49	118	6	758	193	6.2	
BE	16	31	55	56.4	0	0	0.0	25	49	51.0	95	5.9	5	23	60	1	398	87	5.4	
2007-08	33	114	189	60.3	0	0	0.0	118	169	69.8	260	7.9	12	58	147	9	1024	346	10.5	
BE	18	56	100	56.0	0	0	0.0	63	88	71.6	137	7.6	7	35	94	3	581	175	9.7	
2008-09	36	178	278	64.0	0	0	0.0	133	212	62.7	388	10.8	17	68	152	22	1145	489	13.6	
BE	18	87	142	61.3	0	0	0.0	53	92	57.6	189	10.5	8	34	89	12	595	227	12.6	
<b>TOTALS</b>	<b>100</b>	<b>359</b>	<b>588</b>	<b>61.1</b>	<b>0</b>	<b>0</b>	<b>0.0</b>	<b>310</b>	<b>496</b>	<b>62.5</b>	<b>847</b>	<b>8.5</b>	<b>41</b>	<b>175</b>	<b>417</b>	<b>37</b>	<b>2927</b>	<b>1028</b>	<b>10.3</b>	
BE	52	174	297	58.6	0	0	0.0	141	229	61.6	421	8.1	20	92	243	16	1574	489	9.4	
<b>THOMAS, JOHN</b>																				
1972-73	8	15	25	60.0	-	-	-	2	3	66.7	49	6.1	6	-	-	-	-	32	4.0	
1973-74	26	62	140	44.3	-	-	-	27	46	58.7	271	10.4	24	-	-	-	-	151	5.8	
1974-75	28	103	232	44.4	-	-	-	31	64	48.4	301	10.8	22	-	-	-	-	237	8.5	
1975-76	29	121	245	49.4	-	-	-	66	104	63.5	402	13.9	54	-	-	-	-	308	10.6	
<b>TOTALS</b>	<b>91</b>	<b>301</b>	<b>642</b>	<b>46.9</b>	<b>-</b>	<b>-</b>	<b>-</b>	<b>126</b>	<b>217</b>	<b>58.1</b>	<b>1023</b>	<b>11.2</b>	<b>106</b>	<b>-</b>	<b>-</b>	<b>-</b>	<b>-</b>	<b>728</b>	<b>8.0</b>	
<b>THOMAS, MARCUS</b>																				
1993-94	20	4	10	40.0	3	8	37.5	1	4	25.0	2	0.1	6	5	0	1	36	12	0.6	
BE	7	2	2	100	1	1	100	0	0	0.0	1	0.1	3	0	0	2	8	5	0.7	
1994-95	17	2	6	33.3	2	5	40.0	2	2	100.0	2	0.1	5	4	0	0	32	8	0.5	
BE	8	2	2	100	2	2	100	0	0	0.0	1	0.1	1	0	0	2	12	6	0.8	
<b>TOTALS</b>	<b>37</b>	<b>6</b>	<b>16</b>	<b>37.5</b>	<b>5</b>	<b>13</b>	<b>38.5</b>	<b>3</b>	<b>6</b>	<b>50.0</b>	<b>4</b>	<b>0.1</b>	<b>11</b>	<b>9</b>	<b>0</b>	<b>2</b>	<b>68</b>	<b>20</b>	<b>0.5</b>	
BE	15	4	4	100	3	3	100	0	0	0.0	2	0.1	4	0	0	4	20	11	0.7	
<b>THOMPSON, CORNELIUS A.</b>																				
1978-79	29	190	401	47.4	-	-	-	158	198	79.8	289	10.0	53	-	-	45	991	538	18.6	
1979-80	29	167	334	50.0	-	-	-	123	155	79.4	270	9.3	71	-	-	45	993	457	15.8	
BE	6	42	71	59.2	-	-	-	20	29	69.0	56	9.3	15	11	4	15	217	104	17.3	
1980-81	29	151	304	49.7	-	-	-	133	168	79.2	235	8.1	45	60	17	47	1001	435	15.0	
BE	14	73	138	52.9	-	-	-	71	89	79.8	96	6.9	17	21	4	31	490	217	15.5	
1981-82	27	149	291	51.2	-	-	-	82	114	71.9	223	8.3	47	63	15	42	977	380	14.1	
BE	14	80	160	50.0	-	-	-	42	68	76.5	128	9.1	21	26	7	42	556	212	15.1	
<b>TOTALS</b>	<b>114</b>	<b>657</b>	<b>1330</b>	<b>49.4</b>	<b>-</b>	<b>-</b>	<b>-</b>	<b>596</b>	<b>635</b>	<b>78.1</b>	<b>1018</b>	<b>9.1</b>	<b>216</b>	<b>-</b>	<b>-</b>	<b>179</b>				

# ALL-TIME LETTERWINNERS


NAME	G	FG	FGA	PCT	3FG	3FGA	PCT	FT	FTA	PCT	REB	AVG	A	TO	B	S	MIN	PTS	AVG
<b>WATANASUPARP, ACE</b>																			
2000-01	1	0	0	0.0	0	0	0.0	0	0	0.0	0	0.0	0	0	0	1	1	0	0.0
BE	1	0	0	0.0	0	0	0.0	0	0	0.0	0	0.0	0	0	1	1	0	0.0	
2001-02	4	0	2	0.0	0	1	0.0	0	0	0.0	0	0.0	0	0	0	0	5	0	0.0
BE	2	0	0	0.0	0	0	0.0	0	0	0.0	0	0.0	0	0	0	0	2	0	0.0
TOTALS	5	0	2	0.0	0	1	0.0	0	0	0.0	0	0.0	0	0	0	1	6	0	0.0
BE	3	0	0	0.0	0	0	0.0	0	0	0.0	0	0.0	0	0	0	1	3	0	0.0
<b>WATROUS, RICHARD</b>																			
1950-51	17	12	31	38.8	-	-	-	13	22	59.1	28	1.7	1	-	-	-	37	2.2	
<b>WATSON, BRETT</b>																			
1999-00	7	0	2	0.0	0	2	0.0	0	0	0.0	0	0.0	0	1	0	0	12	0	0.0
BE	1	0	1	0.0	0	1	0.0	0	0	0.0	0	0.0	0	0	0	0	0	0.0	
<b>WATSON, RICHARD</b>																			
1951-52	8	5	8	62.5	-	-	-	1	1	0.0	5	0.6	1	-	-	-	10	1.3	
1952-53	14	15	33	45.5	-	-	-	11	17	64.9	20	1.4	-	-	-	-	41	2.9	
1953-54	26	101	-	-	-	-	-	87	-	-	-	-	-	-	-	-	289	11.1	
TOTALS	48	121	-	-	-	-	-	98	-	-	-	-	-	-	-	-	340	7.1	
<b>WATTS, TOR</b>																			
2012-13	3	0	0	0.0	0	0	0.0	0	0	0.0	0	0.0	0	1	0	0	3	0	0.0
BE	2	0	0	0.0	0	0	0.0	0	0	0.0	0	0.0	0	1	0	0	2	0	0.0
2013-14	9	1	4	25.0	0	1	0.0	0	0	0.0	2	0.2	0	0	0	2	13	2	0.2
AAC	3	0	1	0.0	0	0	0.0	0	0	0.0	1	0.3	0	0	0	1	6	0	0.0
TOTALS	12	1	4	25.0	0	1	0.0	0	0	0.0	2	0.2	0	1	0	2	16	2	0.2
BE	2	0	0	0.0	0	0	0.0	0	0	0.0	0	0.0	0	1	0	0	2	0	0.0
AAC	3	0	1	0.0	0	0	0.0	0	0	0.0	1	0.3	0	0	0	1	6	0	0.0
<b>WEHRL, ALFRED</b>																			
1953-54	15	6	-	-	-	-	-	8	-	-	-	-	-	-	-	-	20	1.3	
1954-55	21	10	33	31.5	-	-	-	9	13	69.2	46	2.2	-	-	-	-	29	1.4	
TOTALS	36	16	-	-	-	-	-	17	-	-	-	-	-	-	-	-	49	1.4	
<b>WESTON, ALBERT E. JR.</b>																			
1972-73	18	98	218	45.0	-	-	-	56	63	88.9	45	2.5	67	-	-	-	252	14.0	
1973-74	27	174	404	43.1	-	-	-	33	50	66.0	93	3.4	53	-	-	-	381	14.1	
1974-75	28	144	322	44.7	-	-	-	48	58	82.8	90	3.2	63	-	-	-	336	12.0	
1975-76	25	157	344	45.6	-	-	-	59	74	79.7	101	4.0	59	-	-	-	373	14.9	
TOTALS	98	573	1288	44.5	-	-	-	196	245	80.0	329	3.4	242	-	-	-	1342	13.7	
<b>WHALEY, ISAIAH</b>																			
2017-18	30	30	53	56.6	0	0	0.0	19	28	67.9	67	2.2	10	12	30	11	414	79	2.6
AAC	18	19	38	50.0	0	0	0.0	13	19	68.4	47	2.6	7	8	22	7	291	51	2.8
2018-19	23	8	12	66.7	0	0	0.0	3	9	33.3	24	1.0	5	5	3	83	19	0.8	
AAC	12	3	5	60.0	0	0	0.0	1	3	33.3	8	0.7	0	3	2	1	32	7	0.6
2019-20	30	68	126	54.0	0	0	0.0	44	60	77.3	149	5.0	17	27	46	19	563	180	6.0
AAC	18	54	92	58.7	0	0	0.0	40	52	76.9	118	6.6	12	20	35	15	420	148	8.2
2020-21	23	81	169	47.9	8	23	34.8	15	32	46.9	142	6.2	35	31	60	22	631	185	8.0
BE	17	58	119	48.7	7	16	43.8	6	16	37.5	98	5.8	23	27	43	17	458	129	7.6
2021-22**	32	96	188	51.1	16	55	29.1	37	50	74.0	152	4.8	35	40	71	25	908	245	7.7
BE	19	60	110	54.5	11	35	31.4	19	23	82.6	88	4.6	17	25	36	15	547	150	7.9
** - Fifth season of eligibility due to Covid pandemic																			
TOTALS	138	283	548	51.6	24	78	30.8	118	179	65.9	534	3.9	97	115	212	80	2597	708	5.1
AAC	48	76	135	56.3	0	0	0.0	54	74	73.0	173	3.6	19	31	59	23	743	206	4.3
BE	36	118	229	51.5	18	51	35.3	25	39	64.1	186	5.2	40	52	79	32	1005	279	7.8
<b>WHELTON, JOSEPH A. JR.</b>																			
1974-75	28	82	195	42.1	-	-	-	62	69	89.9	42	1.5	86	-	-	-	226	8.1	
1975-76	29	171	353	48.4	-	-	-	81	105	77.1	46	1.6	138	-	-	-	423	14.6	
1976-77	23	121	267	45.3	-	-	-	63	80	78.8	30	1.3	77	-	-	-	305	13.3	
1977-78	25	150	366	41.0	-	-	-	83	102	81.4	37	1.5	107	-	-	-	383	15.3	
TOTALS	105	524	1181	44.4	-	-	-	289	356	81.2	155	1.5	408	-	-	-	1337	12.7	
<b>WHITCOMB, CHRISTOPHER</b>																			
1963-64	11	7	15	46.7	-	-	-	2	7	28.6	12	1.1	-	-	-	-	16	1.5	
1964-65	16	14	28	50.0	-	-	-	2	2	100.0	24	1.5	-	-	-	-	30	1.9	
TOTALS	27	21	43	48.8	-	-	-	4	9	44.4	36	1.3	-	-	-	-	46	1.7	
<b>WHITE, MARCUS</b>																			
2002-03	23	28	74	37.8	0	0	0.0	39	58	67.2	128	5.6	10	16	14	10	392	95	4.1
BE	13	16	42	38.1	0	0	0.0	23	33	69.7	83	6.4	7	9	8	6	223	55	4.2
2003-04	4	3	5	60.0	0	0	0.0	2	7	28.6	9	2.3	0	2	0	0	27	8	2.0
2004-05	5	5	12	41.7	0	0	0.0	6	10	60.0	23	4.6	1	3	2	4	37	16	3.2
TOTAL	27	31	79	39.2	0	0	0.0	41	65	63.1	137	5.1	10	18	14	10	419	103	3.8
BE	13	16	42	38.1	0	0	0.0	23	33	69.7	83	6.4	7	9	8	6	223	55	4.2
<b>WHITNEY, KENNETH</b>																			
1963-64	15	11	23	47.8	-	-	-	13	19	68.4	6	0.4	-	-	-	-	35	2.3	
1964-65	18	24	55	43.6	-	-	-	12	21	57.1	12	0.7	-	-	-	-	60	3.3	
1965-66	15	14	32	43.2	-	-	-	15	24	58.3	14	0.9	-	-	-	-	42	2.6	
TOTALS	48	49	110	44.5	-	-	-	40	64	62.5	32	0.7	-	-	-	-	137	2.8	
<b>WIDHOLM, WALLACE</b>																			
1949-50	25	40	123	32.5	-	-	-	30	52	57.6	-	-	-	-	-	-	110	4.4	
1950-51	25	76	218	34.8	-	-	-	40	78	51.2	142	5.7	25	-	-	-	192	7.6	
1951-52	19	60	168	35.7	-	-	-	28	45	62.2	152	8.0	6	-	-	-	148	7.8	
TOTALS	69	176	509	34.6	-	-	-	98	175	56.0	-	-	-	-	-	-	450	6.5	
<b>WIGGINS, DOUG</b>																			
2006-07	31	71	183	38.8	28	85	32.9	42	57	73.7	65	2.1	50	45	2	33	547	212	6.8
BE	16	33	103	32.0	13	51	25.5	25	34	73.5	35	2.2	20	21	0	16	294	104	6.5
2007-08	31	69	168	41.1	31	86	36.0	39	41	95.1	85	2.7	76	31	2	32	586	208	6.7
BE	17	37	83	44.6	18	46	39.1	22	23	95.7	41	2.4	37	18	1	16	309	114	6.7
TOTALS	62	140	351	39.9	59	171	34.5	81	98	82.7	150	2.4	126	76	4	65	1133	420	6.8
BE	33	70	186	37.6	31	97	32.0	47	57	82.5	76	2.3	57	39	1	32	603	218	6.6
<b>WILLIAMS, EDDIE</b>																			
1982-83	28	80	188	42.6	-	-	-	53	82	64.6	132	4.7	23	47	15	23	733	213	7.6
BE	16	49	122	40.2															

# ALL-TIME INDIVIDUAL HONORS/AWARDS/ACHIEVEMENTS



## JIM CALHOUN

inducted  
Sept. 9, 2005



## RAY ALLEN

inducted  
Sept. 8, 2018



## HUSKIES OF HONOR

### ADMINISTRATORS

John Toner, Director of Athletics, 1969-87

### HEAD COACHES

Hugh Greer, 1946-63  
Dee Rowe, 1969-77  
Jim Calhoun, 1986-2012

### PLAYERS

#9 Walt Dropo, 1942-47  
#22 Vin Yokabaskas, 1948-52  
#13 Worthy Patterson, 1950-54  
#25 Art Quimby, 1951-55  
#42 Toby Kimball, 1961-65  
#44 Wes Bialosuknia, 1963-67  
#22 Bill Corley, 1964-68  
#42 Tony Hanson, 1973-77  
#52 Corny Thompson, 1978-82  
#00 Cliff Robinson, 1985-89  
#13 Chris Smith, 1988-92  
#24 Scott Burrell, 1989-93  
#42 Donyell Marshall, 1991-94  
#34 Ray Allen, 1993-96  
#32 Richard Hamilton, 1996-99  
#42 Khalid El-Amin, 1997-00  
#50 Emeka Okafor, 2001-04  
#3 Caron Butler, 2000-02  
#22 Rudy Gay, 2004-06  
#15 Kemba Walker, 2008-11  
#13 Shabazz Napier, 2010-14

### TEAMS

1998-99 National Champions



# ALL-TIME INDIVIDUAL HONORS/AWARDS/ACHIEVEMENTS



**UCONN ALL-CENTURY TEAM (artist rendering)**  
**Selected by fan vote during 2000-01 season**

**Front row (l-r):** Scott Burrell (F, 6-7, 1990-93, Hamden, Conn.), Walt Dropo (C, 6-5, 1943-47, Moosup, Conn.), Khalid El-Amin (G, 5-10, 1998-2000, Minneapolis, Minn.), Ray Allen (G, 6-5, 1994-96, Dalzell, S.C.), Richard Hamilton (G, 6-6, 1997-99, Coatesville, Pa.), Donyell Marshall (F, 6-9, 1992-94, Reading, Pa.), Wes Bialosukina (G, 6-2, 1994-96, Poughkeepsie, N.Y.), Tate George (G, 6-5, 1987-90, Newark, N.J.)

**Second row (l-r):** Kevin Ollie (G, 6-4, 1992-95, Los Angeles, Calif.), Chris Smith (G, 6-2, 1989-92, Bridgeport, Conn.), Tony Hanson (F, 6-5, 1974-77, Waterbury, Conn.), Art Quimby (C, 6-5, 1952-55, New London, Conn.), Cliff Robinson (F, 6-11, 1986-89, Buffalo, N.Y.), Toby Kimball (C, 6-8, 1963-65, Sudbury, Mass.), Corny Thompson (F, 6-8, 1979-82, Middletown, Conn.), Doron Sheffer (G, 6-5, 1994-96, Ramat-Efal, Israel), Ricky Moore (G, 6-2, 1996-99, Augusta, Ga.)

**Third row (l-r):** Bill Corley (C, 6-7, 1966-68, Williston Park, N.Y.), Jake Voskuhl (C, 6-11, 1997-2000, Katy, Texas), Kevin Freeman (F, 6-7, 1997-2000, Springfield, Mass.), Travis Knight (C, 7-0, 1993-96, Sandy, Utah), Nadav Henefeld (F, 6-7, 1989-90, Ramat-Hasharon, Israel), Donny Marshall (F, 6-7, 1992-95, Federal Way, Wash.), Vin Yokabaskas (F, 6-2, 1950-52, Bloomfield, Conn.), Earl Kelley (G, 6-1, 1983-86, New Haven, Conn.)

## YANKEE CONFERENCE HONOR ROLL (1948-49 through 1975-76)

**1948-49**

Henry Bartnicki First Team  
 Stan Sorota First Team  
 Joe Maloney Second Team

**1949-50**

Peter Lind First Team  
 Vin Yokabaskas First Team  
 Stan Sorota Second Team

**1950-51**

Vin Yokabaskas First Team  
 Bill Ebel Second Team  
 Ernest Gates Second Team  
 Wally Widholm Second Team

**1951-52**

Burr Carlson First Team  
 Vin Yokabaskas First Team

**1952-53**

Worthy Patterson First Team  
 Art Quimby First Team

**1993-54**

Worthy Patterson First Team  
 Art Quimby First Team  
 Jim Ahearn Second Team  
 Dick Watson Second Team

**1954-55**

Jim Ahearn First Team  
 Art Quimby First Team

**1955-56**

Ron Bushwell First Team  
 Gordon Ruddy First Team

**1956-57**

Al Cooper First Team  
 Bob Osborne First Team  
 Jim O'Connor Second Team  
 Fran Quinn Second Team  
 Billy Schmidt Second Team

**1957-58**

Al Cooper First Team  
 Jim O'Connor First Team  
 John Pipczynski First Team  
 Jack Rose Second Team

**1958-59**

Jack Rose First Team  
 John Pipczynski Second Team

**1959-60**

John Pipczynski First Team  
 Jack Rose First Team  
 Walt Griffin Second Team

**1960-61**

Dave King Second Team

**1961-62**

Lenny Carlson First Team  
 Andy Czuchry Second Team

**1962-63**

Toby Kimball First Team  
 Gerry Manning First Team  
 Ed Slomcenski First Team  
 Dale Comey Second Team

**1963-64**

Toby Kimball First Team

**1964-65**

Wes Bialosuknia First Team  
 Toby Kimball First Team

**1965-66**

Wes Bialosuknia First Team  
 Bill Corley First Team

**1966-67**

Wes Bialosuknia First Team  
 Bill Corley First Team

**1967-68**

Bill Corley First Team  
 Tim Smith Second Team

**1968-69**

Ron Hrubala Second Team  
 Bob Staak Second Team

**1969-70**

Bob Boyd Second Team  
 Bob Staak Second Team  
 Ron Hrubala Second Team

**1970-71**

Bob Staak First Team  
 Bob Boyd Second Team

**1971-72**

Cal Chapman Second Team

**1972-73**

Cal Chapman Second Team  
 Al Weston Second Team

**1973-74**

Jimmy Foster First Team  
 Earl Wilson Second Team  
 Tony Hanson Rookie of the Year

**1974-75**

Tony Hanson First Team

**1975-76**

Tony Hanson First Team  
 Joey Whelton Second Team  
 John Thomas Second Team

# ALL-TIME INDIVIDUAL HONORS/AWARDS/ACHIEVEMENTS

## NAISMITH MEMORIAL BASKETBALL

### HALL OF FAME

Jim Calhoun - inducted 2005  
Ray Allen - inducted 2018

## NABC Co-NATIONAL

### PLAYER OF THE YEAR

Emeka Okafor, 2003-04  
(with Jameer Nelson, St. Joseph's)

## ALL-AMERICANS\*

Donyell Marshall, 1993-94  
Ray Allen, 1994-95, 1995-96  
Richard Hamilton, 1997-98, 1998-99  
Caron Butler, 2001-02  
Emeka Okafor, 2002-03, 2003-04  
Rudy Gay, 2005-06  
A.J. Price, 2007-08  
Hasheem Thabeet, 2008-09  
Kemba Walker, 2010-11  
Shabazz Napier, 2013-14  
Adama Sanogo, 2022-23  
\*-- Associated Press, NABC, USBWA or Wooden Award

## CoSIDA ACADEMIC ALL-AMERICAN

Emeka Okafor, 2002-03, 2003-04

## CoSIDA ACADEMIC

### ALL-AMERICAN OF THE YEAR

Emeka Okafor, 2003-04

## NABC NATIONAL

### DEFENSIVE PLAYER OF THE YEAR

Emeka Okafor, 2002-03, 2003-04  
Hasheem Thabeet, 2007-08, 2008-09

## USA BASKETBALL ATHLETE OF THE YEAR

Ray Allen, 1995

## BOB COUSY COLLEGIATE POINT GUARD OF

### THE YEAR AWARD

Kemba Walker, 2011  
Shabazz Napier, 2014

## NCAA ALL-TOURNAMENT SELECTIONS

1956-Gordon Ruddy (East Region)  
1964-Toby Kimball (East Region)  
1976-Tony Hanson, Al Weston (East Region)  
1990-- Tate George, Chris Smith (East Regional)  
1995-- Ray Allen, Donny Marshall (West Regional)  
1998-- Richard Hamilton, Khalid El-Amin (East Regional)  
1999-- Richard Hamilton (MOP), Khalid El-Amin, Ricky Moore (Final Four); Richard Hamilton (MOP), Ricky Moore, Kevin Freeman (West Regional)  
2002-- Caron Butler, Tony Robertson (East Regional)  
2003-- Emeka Okafor (South Regional)  
2004-- Emeka Okafor (MOP), Ben Gordon, Rashad Anderson (Final Four); Ben Gordon (MOP), Rashad Anderson, Emeka Okafor (Phoenix Regional)  
2006-- Rudy Gay, Marcus Williams (Washington DC Regional)  
2009-- A.J. Price (MOP), Kemba Walker (West Regional)  
2011-- Kemba Walker (MOP), Jeremy Lamb (Final Four); Kemba Walker (MOP), Jeremy Lamb (West Regional)  
2014-- Shabazz Napier (MOP), Ryan Boatright, DeAndre Daniels (Final Four); Shabazz Napier (MOP), DeAndre Daniels (East Regional)  
2023 -- Adama Sanogo (MOP), Tristen Newton, Jordan Hawkins (Final Four); Jordan Hawkins (MOP), Adama Sanogo (West Regional).

## NIT ALL-TOURNAMENT SELECTIONS

1988-- Phil Gamble (MVP), Cliff Robinson, Tate George  
1997-- Richard Hamilton

## BIG EAST PLAYER OF THE YEAR

Donyell Marshall, 1993-94  
Ray Allen, 1995-96  
Richard Hamilton, 1997-98, 1998-99  
Caron Butler, 2001-02  
Emeka Okafor, 2003-04  
Hasheem Thabeet, 2008-09

## BIG EAST COACH OF THE YEAR

Jim Calhoun (4), 1989-90, 1993-94, 1995-96, 1997-98

## BIG EAST ROOKIE OF THE YEAR

Earl Kelley, 1982-83  
Nadav Henefeld, 1989-90  
Doron Sheffer, 1993-94  
Khalid El-Amin, 1997-98  
Rudy Gay, 2004-05

## BIG EAST

### DEFENSIVE PLAYER OF THE YEAR

Donyell Marshall, 1993-94  
Emeka Okafor, 2002-03, 2003-04  
Josh Boone, 2004-05  
Hilton Armstrong, 2005-06  
Hasheem Thabeet, 2007-08, 2008-09  
Isaiah Whaley, 2020-21 (co-winner)

## BIG EAST MOST IMPROVED PLAYER

Marcus Williams, 2004-05

## BIG EAST SIXTH MAN OF THE YEAR

Tyler Polley, 2020-21

## BIG EAST

### SCHOLAR-ATHLETE OF THE YEAR

Emeka Okafor, 2002-03, 2003-04

## BIG EAST CHAMPIONSHIP

### MOST OUTSTANDING PLAYER

1990 -- Chris Smith  
1998 -- Khalid El-Amin  
1999 -- Kevin Freeman  
2002 -- Caron Butler  
2004 -- Ben Gordon  
2011 -- Kemba Walker

## BIG EAST CHAMPIONSHIP

### ALL-TOURNAMENT SELECTIONS

1990-- Tate George, John Gwynn  
1994-- Donyell Marshall  
1995-- Ray Allen  
1996-- Ray Allen, Travis Knight  
1998-- Richard Hamilton, Rashamel Jones  
1999-- Richard Hamilton, Khalid El-Amin  
2000-- Khalid El-Amin, Albert Mouring  
2002-- Ben Gordon  
2003-- Ben Gordon, Emeka Okafor  
2004-- Taliek Brown  
2009-- A.J. Price  
2011-- Jeremy Lamb  
2021--Adama Sanogo  
2022--Tyrese Martin  
2023--Adama Sanogo

## BIG EAST ALL-CONFERENCE

1979-80  
Corny Thompson, So. Second Team  
Mike McKay, So. Third Team  
Bruce Kuczenski, Fr. All-Freshman Team  
1980-81  
Corny Thompson, Jr. First Team  
Chuck Aleksinas, Jr. Second Team  
Mike McKay, Jr. Third Team  
Vern Giscombe, Fr. All-Freshman Team

## 1981-82

Corny Thompson, Sr. First Team  
Mike McKay, Sr. Second Team

## 1982-83

Earl Kelley, Fr. All-Freshman Team

## 1983-84

Karl Hobbs, Sr. Third Team

## 1984-85

Earl Kelley, Jr. Second Team

## 1985-86

Earl Kelley, Sr. Second Team

## 1986-87

Phil Gamble, Fr. All-Freshman Team

## 1987-88

Tate George, Fr. All-Freshman Team

## 1987-88

Cliff Robinson, Jr. Third Team

## 1988-89

Cliff Robinson, Sr. Second Team

## 1989-90

Chris Smith, So. Second Team

## 1989-90

Tate George, Sr. Third Team

## 1989-90

Nadav Henefeld, Fr. Third Team, All-Rookie

## 1989-90

Scott Burrell, Fr. All-Rookie Team

## 1990-91

Chris Smith, Jr. Second Team

## 1990-91

Scott Burrell, So. Third Team

## 1991-92

Chris Smith, Sr. First Team

## 1991-92

Scott Burrell, Jr. Second Team

## 1991-92

Rod Sellers, Sr. Third Team

## 1991-92

Donyell Marshall, Fr. All-Rookie Team

## 1992-93

Donyell Marshall, So. First Team

## 1992-93

Scott Burrell, Sr. Third Team

## 1993-94

Donyell Marshall, Jr. First Team

## 1993-94

Donny Marshall, Jr. Third Team

## 1993-94

Doron Sheffer, Fr. Third Team, All-Rookie Team

## 1994-95

Ray Allen, Fr. All-Rookie Team

## 1994-95

Ray Allen, So. First Team

## 1994-95

Doron Sheffer, So. Second Team

## 1994-95

Richard Hamilton, Fr. Third Team

## 1994-95

Kevin Ollie, Sr. Third Team

## 1995-96

Ray Allen, Jr. First Team

## 1995-96

Doron Sheffer, Sr. Second Team

## 1995-96

Richard Hamilton, Fr. All-Rookie Team

## 1996-97

Richard Hamilton, So. First Team

## 1996-97

Khalid El-Amin, Fr. All-Rookie Team

## 1997-98

Richard Hamilton, Jr. First Team

## 1997-98

Khalid El-Amin, So. Second Team

## 1998-99

Richard Hamilton, Jr. First Team

## 1998-99

Khalid El-Amin, So. Second Team

## 1999-00

Khalid El-Amin, Jr. First Team

## 2000-01

Caron Butler, Fr. Third Team, All-Rookie Team

## 2000-01

Albert Mouring, Sr. Honorable Mention

## 2001-02

Caron Butler, So. First Team

## 2001-02

Emeka Okafor, Fr. Third Team, All-Rookie Team

## 2001-02

Ben Gordon, Fr. All-Rookie Team

## 2006-07

Jeff Adrien, So. Second Team  
Jerome Dyson, Fr. All-Rookie Team  
Hasheem Thabeet, Fr. All-Rookie Team

## 2007-08

Jeff Adrien, Jr. First Team  
A.J. Price, Jr. First Team  
Hasheem Thabeet, So. Second Team

## 2008-09

Hasheem Thabeet, Jr. First Team  
A.J. Price, Sr. Second Team  
Jeff Adrien, Sr. Third Team

## 2009-10

Kemba Walker, Fr. All-Rookie Team  
Jerome Dyson, Sr. Third Team  
Kemba Walker, So. Third Team  
Alex Oriakhi, Fr. All-Rookie Team

## 2010-11

Kemba Walker, Jr. First Team  
Jeremy Lamb, Fr. All-Rookie Team  
Shabazz Napier, Fr. All-Rookie Team

## 2011-12

Jeremy Lamb, So. First Team  
Andre Drummond, Fr. All-Rookie Team

## 2012-13

Shabazz Napier, Jr. First Team  
Omar Calhoun, Fr. All-Rookie Team

## 2020-21

James Bouknight, So. First Team  
Adama Sanogo, Fr. All-Freshman Team

## 2021-22

R.J. Cole, Jr. First Team  
Adama Sanogo, So. First Team  
Jordan Hawkins, Fr. All-Freshman Team

## 2022-23

Adama Sanogo, Jr. First Team  
Jordan Hawkins, So. First Team  
Alex Karaban, Fr. (unan.) All-Freshman Team  
Donovan Clingan, Fr. All-Freshman Team

## AAC PLAYER OF THE YEAR

Shabazz Napier, 2013-14

## AAC ROOKIE OF THE YEAR

Daniel Hamilton, 2014-15

## AAC DEFENSIVE PLAYER OF THE YEAR

Amida Brimah, 2014-15

## AAC MOST IMPROVED PLAYER

Josh Carlton, 2018-19 (co-winner with Nate Pierre-Louis, Temple)

## AAC SCHOLAR-ATHLETE OF THE YEAR

Patrick Lenehan, 2014-15

## AAC CHAMPIONSHIP

### MOST OUTSTANDING PLAYER

2016 -- Daniel Hamilton

### AAC CHAMPIONSHIP

### ALL-TOURNAMENT SELECTIONS

2014 -- Shabazz Napier

2015 -- Ryan Boatright, Rodney Purvis

2016 -- Shonn Miller, Jalen Adams

2017 -- Jalen Adams\*

\* selection vacated

## AAC ALL-CONFERENCE

2013-14  
Shabazz Napier, Sr. First Team (unanimous)

Amida Brimah, Fr. All-Rookie Team

2014-15  
Ryan Boatright, Sr. First Team (unanimous)

Amida Brimah, So. Honorable Mention

Daniel Hamilton, Fr. Honorable Mention

Daniel Hamilton, Fr. All-Rookie Team (unan.)

2015-16  
Daniel Hamilton, So. Second Team

Shonn Miller, Gr. Honorable Mention

2016-17  
Jalen Adams, So.\* First Team

Vance Jackson, Fr. All-Rookie Team

2017-18  
Jalen Adams, Jr.\* Second Team

2018-19  
Jalen Adams, Sr. Third Team

\*selection vacated

2019-20  
Christian Vital, Sr. First Team

James Bouknight, Fr. Third Team

James Bouknight, Fr. (unan.) All-Rookie Team



ALL-TIME UNIFORM NUMBERS

00	Clifford Robinson	1986-89
0	Phillip Nolan*	2013-14, 2016
	Antwoine Anderson	2018
	Eric Cobb*	2019
	Jalen Gaffney	2020-22
1	Marcus Johnson	2006-08
	Enosh Wolf	2011-13
	Phillip Nolan*	2015
	Christian Vital	2017-20
	R.J. Cole*	2021
	Rahsool Diggins	2022
	Solomon Ball	2024+
2	Robert Swain	2001-02
	Ryan Swaller	2002-04
	Ben Eaves	2007
	Donnell Beverly	2008-11
	DeAndre Daniels	2012-2014
	Jalen Adams*	2016-17
	James Bouknight	2020-21
	R.J. Cole*	2022
	Tristen Newton	2023-24
3	Charles Muzikevic	1949
	Terry Coffey	1985-86
	Clint Simmons	1989
	Jeff Calhoun	1992-94
	Rashamel Jones	1996-99
	Stanley Ocitti*	2000
	Caron Butler	2001-02
	Charlie Villanueva	2004-2005
	Doug Wiggins	2007-08
	Jeremy Lamb	2011-12
	Kiefer Lammi	2013
	Terrence Samuel	2014-15
	Alterique Gilbert	2017-20
	Joey Calcaterra	2023
	Jaylin Stewart	2024+
4	Walter Alesevich	1946
	James Blazie	1949
	Ray Broxton	1984-85
	Nantambu Wilingham	1992-95
	Aju Deng	2000-01
	Ben Gordon	2002-04
	Jeff Adrien	2006-09
	Jamal Coombs-McDaniel	2010-11
	Brendan Allen	2012-13
	Sterling Gibbs	2016
	Jalen Adams*	2018-19
	Tyrese Martin	2021-22
	Nahiem Alleyne	2023
5	Joseph Maloney	1949
	Mike McKay	1979-82
	Len Feroleto	1983
	Covington Cormier	1993
	Marcus Thomas	1994-95
	Michael LeBlanc	1997
	Beau Archibald	2000
	Chad Wise	2002-03
	Marcus Williams	2004-06
	Ater Majok	2005
	Niels Giffey	2011-2014
	Daniel Hamilton	2015-2016
	Vance Jackson	2017
	Isaiah Whaley	2018-22
	Hassan Diarra*	2023
	Stephon Castle	2024+
6	Stan Sorota	1949
7	Bernie Fisher	1946
	Henry Bartricki	1949
8	Alan Cole	1946
9	Walter Dropp	1946
10	Michael Morris	1946
	Bob Dube	1954-56
	Jim Sullivan	1979-82
	Earl Kelley	1983-86
	Glad Katz	1991-92
	Ruslan Inyatkin	1995-97
	Brett Watson	2000
	Kwasi Gyambibi	2001-02
	Sami Arzeane	2005
	Ben Spencer	2006-08
	Johnnie Bird	2009
	Tyler Olander	2011-2014
	Sam Cassell Jr.	2015-2016

2019-21	Brendan Adams
2024+	Hassan Diarra*
11	Donald Grant
	Phil Jones
	Bob Osborne
	Joey Whelton
	Jack Morrison
	Oliver Macklin
	Doron Sheffer
	Hilton Armstrong
	Jerome Dyson
	Ryan Boatright
	Kwintin Williams*
	Akok Akok*
	Alex Karabam
12	Arthur Fisher
	Harold Garner
	Al Wehrle
	John O'Leary
	Bill O'Riley
	Dale Comey
	Thomas Capiga
	Jacob Holmes
	Thomas McNece
	Louis Glazer
	Nels Wilson
	Al Weston
	Vernon Giscombe
	Kenny Scott
	Kevin Ollie
	Pete McCann
	Taliek Brown
	A.J. Price
	Andre Drummond
	R.J. Evans
	Kentan Facey
	Tyler Polley
	Cam Spencer
13	Stanley Patella
	Worthy Patterson
	Dick Kiernan*
	Chris Smith
	Kirk King*
	Ryan Thompson
	Alex Hornat*
	Jamaal Trice
	Shabazz Napier
	Steven Enoch
	Richie Springs
14	Julius Markiewicz
	Peter Lind
	Gerald Deutch
	Ted Vahelas
	Eric Hohenthal
	Ernie Braverman
	Al Johnson
	Tom Kosier
	Joe Jackson
	Lenny Carlson
	Larry Gofberg
	Dan Hesford
	John Melen
	James Jachym
	Richard Begen
	Ed Harrison
	William Harris
	Karl Hobbs
	Richie Ashmeade
	Justin Srb
	Curtis Kelly
	P.J. Cochrane
	Jevon Williams
	Pat Lenehan*
	Rakim Lubin
	Kassoum Yakwe
15	Fred Daly
	Melvin Kleckner*
	Eugene King
	Stanley Zima*
	Steve Narracci
	Phil Brown
	Dick Marinaccio
	Tom Burke
	Paul Gomes
	Dom Perno
	Tom Penders
	Joseph Granski
	Robert Boyd
	Tom Penders
	Dennis Cole
	Bobby Dulin

1984	Peter Coolidge
1987	Jeff Lewis
1989-91	John Gwynn
1997-99	Kevin Freeman*
2002	Ryan Swaller
2009-11	Keema Walker
2017	Rodney Purvis*
2019-20	Sidney Wilson
16	Henry Olyarczyk
	Seymour Menchel
	Don Burns*
17	Ernest Gates
	Clyde Brouker
	George Dargati
	Bob Guinnessy
18	Charles Muzikevic
	Richard Watson
	Joe Giminski
19	Burr Carlson
	Gene Sullivan
	Gordon Ruddy*
20	William Ebel
	Joseph Haberl
	Ron Anastasio
	Gene King
	Tom Kellerman
	Rodney Bass
	James Fearon
	Glen Miller
	Terence Warren
	Murray Williams
	Kyle Chapman
	Justin Brown
	Antonio Kellogg
	Trey James
	Lasan Kromah
	Andrew Hurley
21	Melvin Kleckner*
	Jim Ahearn
	Don Burns*
	Jack Rose
	Alex Czuchry
	Dennis Stanek
	P.J. Curran
	Joseph Kubachka
	Doug Melody
	Jimmy Foster
	Dennis Wolff
	Al Frederick
	Steve Pikiel
	Toraino Walker*
	Ricky Moore
	Scott Hazelton
	Josh Boone
	Stanley Robinson
	Kyle Bailey*
	Omar Calhoun
	Mamadou Diarra
	Adama Sanogo
22	Vin Yokabaskas
	Stanley Zima*
	Tom Gallagher
	Fran Quinn
	Wade Anderson
	Charles Talbott
	Chris Whitcomb*
	Bill Corley
	David Yager
	Paul Zorsky
	Al Vaughan
	Mike Armstrong
	Clay Johnson
	Eddie Williams
	Greg Economou*
	Red Sellers
	Greg Yeomans
	Antric Klaiber
	Rudy Gay
	Alex Hornat*
	Roscoe Smith
	Leon Tolksdorf
	Pat Lenehan*
	Terry Larrier
	Kwintin Williams*
23	Lou Orlando
	Ron Bushwell

1962	Brian Kinry
1964-66	Kenneth Whitney
1967-69	Fredric Malan, Jr.
1970	Ray Brooks
1971	William Woolsey
1975	Lee Otis Wilson*
1977	William Brundson
1980-83	Bruce Krzeneski
1987	Greg Economou
1988-91	Lyman DePriest
1993-96	Rudy Johnson
1998-2001	Albert Mouring
2003-04	Marcus White
2011-12	Benjamin Stewart
2013	Dave Vandal
2014-16	Nnamdi Amilo
2017	Juwan Durham
2018	Eric Cobb*
2020	Akok Akok*
2024+	Jayden Ross
24	Robert O'Brien
	Bob Malone
	Dave King*
	Fred Roever
	John Fahey
	James Thaxter
	Stanley Olander
	Tim Smith
	Bob Staak
	John Kreuzer
	Larry Blucher
	Scott Burrell
	Dion Carson
	Jason Baish
	Craig Austria
	Darius Smith
	Daniel Guest
	Christian Foxen
	Jordan Hawkins
	Youssef Singare
25	Wallace Widholm
	Art Quimby
	Paul Kaspar
	Phil Harney
	Dick Rogers
	Fred Manning*
	David Storris
	Patrick Mullin
	Tony Hanson*
	Dennis Long
	Craig Wood
	Anthony Moyer
	Phil Gamble
	Craig Glazer
	Ed Tonella
	Ace Watanasuparp*
	Mike Hayes
	Rob Garrison
	Michael Bradley
	Tor Watts
	Josh Carlton
30	Gordon Ruddy*
	Larry Doyle
	Bob Countryman
	Norman Bailey
	John Shea
	Marc Suhr
	Monquencio Hardnett
	Mike Woodward*
	Shamon Tooles
	Jim Veronick*
	Scottie Haralson
	Yarin Hassan
31	Jim O'Connor
	George Uhl
	Gerry Manning*
	Martin Setter
	Bill Holowaty
	John Crisp
	Alan Srebnick
	Lawrence Truster
	Kenneth Wright
	Lawrence Kelly
	Albert Johnson
	Mark Benson
	Robert Ursery
	Tim Pikiel
	Brian Fair*
	Sam Funches
	E.J. Harrison*
	Ace Watanasuparp*

2003-06	Rashad Anderson
2016-18	Michael Noyes
2021	Javonte Brown
32	Fred Winseck
	John Warren
	Bill Madison
	Bill Della Sala
	Robert Steinberg
	Stephen Koski
	Patrick DeVries
	Earl Wilson, Jr.
	Jake Robinson
	John Delagrance
	Ken Henry
	Tate George
	Shawn Ellison
	Kirk King*
	Richard Hamilton
	Tony Robertson
	Ed Nelson
	Jonathan Mandelndove
	Shonn Miller
	Donovan Clingan
33	Bob Cherepy
	Pete Kelly
	Al Ritter
	Ron Ritter
	Karl Niederwerfer
	Ron Hrubala
	Taurus Prekistas
	William Dedhan
	Patrick Sibilia
	Ken Blume
	Gerry Besselink
	Willie McCloud
	Donny Marshall
	Kevin Freeman*
	Daryl Woods
	Denham Brown
	Gavin Edwards
	Terrance Ditimey
	Restinel Lomotey
	Apostolos Roumoglou
34	Dick Kiernan*
	Glenn Cross*
	Dave King*
	Michael Salmon
	Kenneth Libertoff
	Anthony Anelauskas*
	Sandford Fishman
	Stephen Townsend
	John Crisp
	Lee Barbach
	Curtis Johnson
	Randy LaVigne
	Tim Coles
	Marte Smith
	Brian Fair*
	Ray Allen
	Souleymane Wane
	Hasheem Thabeet
	Alex Oriahki
	David Uorah
35	John Thomas
	Mike Vaughan
	Richard Moore
	Mike Woodward*
	Marty Gagne
	Alex Hornat*
	Charles Okwando
	Amida Brimah
	Samson Johnson
40	Billy Schmidt
	Walt Griffin*
	Bill Hulteen
	Charles Slimowicz
	Richard Thompson
	Tom McCrocklin
	Steven Bell
	Eric DeCicco
	Larry Kelly
	Jim Abromaitis
	Jeff King
	Chris Fleming
	Nadav Henefeld
	Travis Knight
	E.J. Harrison*
	Justin Evanovich
	Johnnie Bird*
	Jim Veronick*

2012	Ethan Waite
2019	Daniel Brocke
2023-24	Andre Johnson Jr.
41	Al Cooper
	Neil Horne
	Phil Hoagland
	Gary Custick
	Frederic Beloin
	Nick Stefkovich
	Vincente Ithier
	Matt Garry
	Emmett Hendry
42	Wayne Davis
	Dave Daniels
	Walt Griffin*
	Toby Kimball
	Richard Cafarelli
	Bill Gray
	Tony Budzinsky
	Bob Parsons
	Roger Lawton
	Tony Hanson*
	Toraino Walker*
	Donyell Marshall
	Khalid El-Amin
43	Ed Martin
	Glenn Cross*
	Ed Slomcenski
	Robert Cote
	Karl Niederwerfer*
	Gerard Bilodeau
	Thomas Coleman
	James Pendulik
	William Deehan
	Richard Semo
	Peter Axtenn
	Jeff Carr
	Matt Bremmer
	Jake Voskuhl
44	John Pipczynski
	Bob Haines
	Chris Whitcomb*
	Wes Bialosuknia
	Thomas Coleman
	Anthony Anelauskas*
	Robert Taylor
	Cal Chapman, Jr.
	Lee Otis Wilson*
	Alfred Lewis
	Bill Taylor
	Brian Buckelew
	James Spradling
	Predrag Meterc
	Chris Crowley
	Johnnie Selvie
	John Lindner*
	Rodney Purvis*
	Andre Jackson Jr.
45	Eric Hayward
	Osazee Omokaro
	John Lindner*
	Temi Aiyebusi
50	Chuck Aleksinas
	Karsten Kibbe
	Bill Lanes
	Steve Emt
	Uri Cohen-Mintz
	Stanley Ocitti*
	Marcus Cox
	Emeka Okafor
51	Edmund Saunders
52	Corny Thompson
	Pete Kane
53	Jeff Cybart
55	Dan Czurlik
	Doug Wrenn
	Chris McLaughlin
	Nick Forostoski
	Kyle Bailey*

\* - Has worn multiple jersey numbers during career.



## UNIVERSITY OF CONNECTICUT NBA DRAFT HISTORY

NAME	RD	#	TEAM SELECTED BY	YEAR
% Jordan Hawkins	1st	14	New Orleans Pelicans	2023
# Andre Jackson Jr.	2nd	36	Orlando Magic	2023
Tyrese Martin	2nd	51	Golden State Warriors	2022
% James Bouknight	1st	11	Charlotte Hornets	2021
% Daniel Hamilton	2nd	56	Denver Nuggets	2016
Shabazz Napier	1st	24	Charlotte Hornets	2014
# DeAndre Daniels	2nd	37	Toronto Raptors	2014
& Andre Drummond	1st	9	Detroit Pistons	2012
% Jeremy Lamb	1st	12	Houston Rockets	2012
# Kemba Walker	1st	9	Charlotte Bobcats	2011
Ater Majok	2nd	58	Los Angeles Lakers	2011
Stanley Robinson	2nd	59	Orlando Magic	2010
# Hasheem Thabeet	1st	2	Memphis Grizzlies	2009
A.J. Price	2nd	52	Indiana Pacers	2009
% Rudy Gay	1st	8	Houston Rockets	2006
Hilton Armstrong	1st	12	NO/OK City Hornets	2006
# Marcus Williams	1st	22	New Jersey Nets	2006
# Josh Boone	1st	23	New Jersey Nets	2006
Denham Brown	2nd	40	Seattle Sonics	2006
% Charlie Villanueva	1st	7	Toronto Raptors	2005
# Emeka Okafor	1st	2	Charlotte Bobcats	2004
# Ben Gordon	1st	3	Chicago Bulls	2004
% Caron Butler	1st	10	Miami Heat	2002
Jake Voskuhl	2nd	33	Chicago Bulls	2000
# Khalid El-Amin	2nd	34	Chicago Bulls	2000
# Richard Hamilton	1st	7	Washington Wizards	1999
# Ray Allen	1st	5	Minnesota Timberwolves	1996
Travis Knight	1st	29	Chicago Bulls	1996
Doron Sheffer	2nd	36	Los Angeles Clippers	1996
Donny Marshall	2nd	39	Cleveland Cavaliers	1995
# Donyell Marshall	1st	4	Minnesota Timberwolves	1994
Scott Burrell	1st	20	Charlotte Hornets	1993
Chris Smith	2nd	34	Minnesota Timberwolves	1992
Tate George	1st	22	New Jersey Nets	1990
Clifford Robinson	2nd	36	Portland Trail Blazers	1989
Earl Kelley	5th	102	San Antonio Spurs	1986
Bruce Kuczenski	3rd	59	New Jersey Nets	1983
Corny Thompson	3rd	50	Dallas Mavericks	1982
Chuck Aleksinas	4th	76	Chicago Bulls	1982
Mike McKay	5th	95	Utah Jazz	1982
Jim Abromaitis	5th	95	New Jersey Nets	1980
Tony Hanson	3rd	50	New Orleans Jazz	1977
John Thomas	9th	141	Chicago Bulls	1976
Jimmy Foster	4th	57	Cleveland Cavaliers	1974
Bill Corley	19th	208	San Diego Rockets	1968
Wes Bialosuknia	4th	37	St. Louis Hawks	1967
Toby Kimball	3rd	25	Boston Celtics	1965

Underlined players indicate lottery selections

# -- Early entry after junior season at UConn

% -- Early entry after sophomore season at UConn

& -- Early entry after freshman season at UConn

### UCONN NBA UNDRAFTED FREE AGENTS

NAME	FIRST NBA TEAM	YEAR
Adama Sanogo	Chicago Bulls	2023
Amida Brimah	Indiana Pacers	2021
Rodney Purvis	Orlando Magic	2018
Jerome Dyson	New Orleans Hornets	2012
Jeff Adrien	Golden State Warriors	2010
Kevin Ollie	Dallas Mavericks	1995
Jim Ahearn	Boston Celtics	1955
Art Quimby	Rochester Royals	1955
Worthy Patterson	St. Louis Hawks	1954
Burr Carlson	Philadelphia Warriors	1952



**RAY ALLEN - No. 5 overall pick (1996)**



**EMEKA OKAFOR (right), BEN GORDON - No. 2, No. 3 overall picks (2004)**





### **The 2023-24 UConn Huskies**

Back row, from left: Apostolos Roumoglou, Jayden Ross, Samson Johnson, Donovan Cligan, Youssouf Singare, Alex Karaban, Jaylin Stewart  
Front row, from left: Andrew Hurley, Solomon Ball, Cam Spencer, Tristen Newton, Hassan Diarra, Stephon Castle, Andre Johnson Jr.