



MEDIA GUIDE ²³





UTEP MINERS

2023 FOOTBALL RECORD BOOK

CREDITS

The 2023 UTEP Football Record Book is a copyrighted publication of the UTEP Athletics Communications Office.

MANAGING EDITOR

Drew Bonney

CONTRIBUTORS

Mark Brunner
Jeff Darby

LAYOUT & DESIGN

Drew Bonney

COVER DESIGN

John Washington

PHOTOGRAPHY

Michael Reese
Ruben Ramirez
Ivan Pierre Aguirre
Brian Kanof
Christ Chavez
El Paso Herald-Post Archives
El Paso Times
Getty Images
Drew Hallowell & Mario Prosperino
NCAA Photos
Ray Navarro
The Sun Bowl Association
University Communications
J.R. Hernandez & Laura Trejo
UTEP Library
(Special Collections, Claudia Rivers)
Jorge Salgado
Josh McDaniel

Copy current as of Aug. 26, 2023.

TABLE OF CONTENTS

2	Quick Facts
3	Alphabetical Roster
4	Numerical Roster
5	2022 Statistics
9	Game Summaries
	9 - vs. North Texas
	10 - at Oklahoma
	11 - vs. NM State
	12 - at New Mexico
	13 - vs. Boise State
	14 - at Charlotte
	15 - at LA Tech
	16 - vs. Florida Atlantic
	17 - vs. Middle Tennessee
	18 - at Rice
	19 - vs. FIU
	20 - at UTSA
21	UTEP Records
	21 - Individual Game Bests
	21 - Total Offense
	21 - Rushing
	24 - Passing
	26 - Receiving
	28 - Scoring
	29 - Interceptions
	29 - Punting
	29 - Returns
	31 - Individual Leaders
	31 - Total Offense
	32 - All-Purpose Yards
	33 - Rushing
	35 - Passing
	37 - Receiving
	39 - Scoring
	40 - Kicking
	42 - Interceptions
	42 - Defense
	44 - Punting
	45 - Returns
	48 - Team Records
	48 - Total Offense
	48 - Rush/Pass Plays
	48 - Rushing
	49 - Passing
	51 - Scoring
	51 - Punting
	52 - Returns
	53 - First Downs
	54 - Penalties
	55 - Turnovers
	55 - Total Defense
58	Miscellaneous Records
	58 - Season Openers
	58 - Home Openers
	59 - Homecoming Games
	59 - UTEP vs. Top 25
60	Sun Bowl Highlights
61	Sun Bowl Records
63	Longest Plays
65	Bowl Game Records
66	Yearly Results
95	Game-By-Game Leaders
108	All-Time Series
114	Year-by-Year Team Stats
118	Awards & Honors
120	Postseason All-Star Games
121	Consensus All-Americans
122	All-Americans
123	Miners in the Pros/NFL
130	Draft Picks
132	Miners Greats
138	Football Letterwinners
144	Media Information
145	Media Outlets

ATHLETIC VISION



UTEP Athletics' vision is to establish a premier athletic program that competes for and wins championships.

MISSION STATEMENT



UTEP Athletics' mission is to provide and empower student-athletes with the opportunity to achieve their academic and athletic goals, while preparing them for a successful life.

UTEP QUICK FACTS

UNIVERSITY INFORMATION

Location..... El Paso, Texas
 Founded 1914
 Enrollment 23,880
 Nickname Miners
 Colors Orange, Dark Blue, Silver Accent
 Conference Conference USA
 Stadium Sun Bowl (Capacity: 46,670)
 Surface Artificial (Classic HD CoolPlay)
 President..... Dr. Heather Wilson
 Director of Athletics..... Jim Senter

FOOTBALL STAFF

Dana Dimel Head Coach
 (Kansas State, 1986)
 6th season
 Scotty Ohara Offensive Coordinator/QB/WR
 Bradley Dale Peveto Defensive Coordinator/LB
 Aaron Price Special Teams Coordinator
 Mike Simmonds Offensive Line
 Barrick Nealy Running Backs/Assistant Head Coach
 Drew Liddle..... Tight Ends/Fullbacks
 Matt Wallerstedt Associate Head Coach/DL/Def. Run Coor.
 Dante Barnett..... Secondary/Safeties
 Josh Brown Defensive Pass Game Coordinator
 Nate Poss Assistant A.D./Football Operations
 Justin Garrett Director of Player Personnel
 Jimmy Gonzales..... Director of Recruiting/Player Personnel
 James Bain Assistant Offensive Line/ Assistant Special Teams
 Tremaine Thompson Offensive Quality Control
 Ryan Alexander Defensive Quality Control
 Winston Dimel Graduate Assistant
 Seth Newsome Graduate Assistant
 Nick Ast..... Graduate Assistant
 Kevin Schadt Strength and Conditioning
 Sekou Walker..... Head Equipment Manager

TEAM INFORMATION

Offensive Formation Spread (Multiple Formations)
 Defensive Formation 4-3
 2022 Record 5-7 (3-5 C-USA/8th Overall)
 Lettermen Returning/Lost 53/11
 Starters Returning/Lost 7/7

2023 SCHEDULE

DATE	OPPONENT	TV COVERAGE	TIME
Aug. 26 (Sat)	at Jax State*	CBSSN	3:30 p.m.
Sept. 2 (Sat)	Incarnate Word	ESPN+	7:00 p.m.
Sept. 9 (Sat)	at Northwestern	BIG10 Network	1:30 p.m.
Sept. 16 (Sat)	at Arizona	PAC-12 Network	9:00 p.m.
Sept. 23 (Sat)	UNLV	ESPN Network	7:00 p.m.
Sept. 29 (Fri)	LA Tech*	CBSSN	7:00 p.m.
Oct. 11 (Wed)	at FIU*	ESPN2	5:30 p.m.
Oct. 18 (Wed)	NM State*	ESPN2	7:00 p.m.
Oct. 25 (Wed)	at Sam Houston*	ESPN2	6:00 p.m.
Nov. 4 (Sat)	WKU*	ESPN Network	7:00 p.m.
Nov. 18 (Sat)	at Middle Tennessee*	ESPN Network	12:00 p.m.
Nov. 25 (Sat)	Liberty*	CBSSN	1:30 p.m.

* Indicates Conference USA Game | All Times Mountain



STARTERS RETURNING

OFFENSE (7)

NO.	NAME	POS.	CL.
1	Tyrin Smith	WR	Sr.
2	Gavin Hardison	QB	R-Sr.
4	Kelly Akharaiyi	WR	R-Jr.
45	Trent Thompson	TE	Sr.
54	Steven Hubbard	LT	R-Sr.
66	Justin Mayers	LG	R-Jr.
75	Andrew Meyer	C	R-Sr.
79	Elijah Klein	RG	R-Sr.

DEFENSE (6)

NO.	NAME	POS.	CL.
2	Kobe Hylton	S	Jr.
9	Trez Moore	CB	Jr.
10	Tyrice Knight	LB	R-Sr.
23	Praise Amaewhule	DE	R-Sr.
32	Ilijah Johnson	CB	R-So.
54	Keenan Stewart	DT	R-Sr.

SPECIAL TEAMS (5)

NO.	NAME	POS.	CL.
1	Tyrin Smith	KR	Sr.
7	Marcus Bellon	PR	Jr.
13	Josh Sloan	P	Jr.
37	Angelo Tejada	LS	Jr.
49	Mark Ramos	H	R-Jr.

ALPHABETICAL ROSTER

NO.	NAME	POS.	HT.	WT.	CL-EXP.	HOMETOWN/PREVIOUS SCHOOL	NO.	NAME	POS.	HT.	WT.	CL-EXP.	HOMETOWN/PREVIOUS SCHOOL
4	Akharaiyi, Kelly	WR	6-1	194	R-Jr./1L	Irving, Texas/Tyler JC	34	Liggins, Kiante	LB	6-0	236	R-So./0L	El Paso, Texas/Andress HS
22	Allen, Josiah	DB	5-10	179	Jr./1L	Elk Grove, Calif./Sacramento City College	69	Lightfoot, Joey	DL	6-4	300	Fr./HS	College Station, Texas/A&M Consolidated
23	Amawehule, Praise	DE	6-3	250	R-Sr./4L	Katy, Texas/Katy Taylor HS	43	Lopez, Julian	TE	6-1	246	R-Jr./1L	El Paso, Texas/Chapin HS
56	Aranda, Luis Carlos	OL	6-1	295	R-Fr./0L	El Paso, Texas/Franklin HS	64	Luke, Sedrick	OL	6-2	309	R-Jr./RS	North Highlands, Calif./American River College
0	Ballard, Jeremiah	WR	6-3	205	R-So./1L	Houston, Texas/Dobie HS	44	Madden, Dimitri	DL	6-3	287	Jr./TR	Lewisham, London, England/NMMI
77	Barton, AJ	OL	6-5	280	Fr./HS	Garland, Texas/Lakeview Centennial HS	41	Mauro, Dylan	P	6-3	175	Fr./HS	Allen, Texas/Allen HS
7	Bellon, Marcus	WR	5-9	180	Jr./1L	Truckee, Calif./Santa Barbara CC	66	Mayers, Justin	QB	6-3	309	R-Jr./3L	Frisco, Texas/Reedy HS
63	Beltran, Rolando	OL	6-3	295	R-Fr./TR	El Paso, Texas/NMHU	11	McConnell, Cade	QB	6-1	195	R-So./0L	Los Alamitos, Calif./Cerritos College
40	Bibler, Chase	DL	6-4	260	Jr./TR	Fresno, Calif./Fresno City College	72	McDuffie III, Tyrone D.	OL	6-4	300	Fr./HS	El Paso, Texas/Parkland HS
81	Bost, Jalile	WR	5-11	180	Fr./HS	El Paso, Texas/Pebble Hills HS	33	McIver-Brown, Dresden	DT	6-0	259	R-So./0L	Selma, Texas/Veterans Memorial HS
84	Boyd, Elijah	TE	6-4	250	So./TR	Fairfield, Calif./Contra Costa College	6	McNamara, Jake	QB	5-11	189	R-Fr./RS	Franklin, Tenn./Page HS
14	Boyd-Matthews, Amier	CB	6-1	180	R-Fr./RS	Tempe, Ariz./Mountain Pointe HS	23	McNamara, Kyle	WR	5-8	184	R-So./0L	Nashville, Tenn./WKU
24	Broussard, McKel	DB	6-0	192	R-Jr./3L	Sherman Oaks, Calif./Notre Dame HS	48	Melucci, Julian	K	5-7	160	Fr./HS	El Paso, Texas/Eastlake HS
5	Burgess Jr., Torrance	RB	5-6	175	R-So./1L	Pearland, Texas/Dawson HS/Tyler JC	75	Meyer, Andrew	OL	6-3	302	R-Sr./4L	San Marcos, Calif./San Marcos HS
27	Burns, Davis	S	6-0	192	R-So./1L	El Paso, Texas/Coronado HS	11	Moore, Oscar	S	6-1	208	Jr./TR	Eaton, Texas/Kilgore College
18	Burriss III, John	CB	6-0	176	R-So./0L	Mesquite, Texas/Mesquite Horn HS	9	Moore, Trez	CB	6-1	192	Jr./1L	St. Louis, Mo./Iowa Western CC
20	Byrd, Kenny	LB	6-0	225	Jr./TR	York, S.C./NE Mississippi CC	16	Mouser, Seth	QB	6-5	210	Fr./HS	Bastrop, Texas/Bastrop HS
89	Camacho Jr., Juan	TE	6-6	248	R-So./0L	El Paso, Texas/Bowie HS	29	Muhammad, Atiq	CB	6-2	187	R-Fr./RS	Rockford, Ill./Guilford HS
21	Cameron, Stefan	CB	5-11	185	Jr./TR	St. Louis, Mo./Foothill College	83	Muhammad, Jamal	WR	6-2	170	R-Fr./TR	Fort Worth, Texas/Dunbar HS
9	Clarke, Jostein	WR	6-3	195	R-Jr./1L	Prosper, Texas/Tyler JC	5	Neal, James	LB	6-0	223	R-Jr./RS	Paris, Texas/Paris HS/Tyler JC
53	Diaz, Valentino	DE	6-2	228	R-Fr./RS	Boca Raton, Fla./Boca Raton HS	78	Nkele, Aluma	OL	6-6	355	R-So./RS	Gardena, Calif./Long Beach City College
46	Duff, Justin	LS	6-4	235	Jr./TR	San Pablo, Calif./Contra Costa College	85	Oaxaca, Yamil	WR	6-0	185	Fr./TR	El Paso, Texas/UTPB
21	Dumas, Aaron	RB	5-9	208	R-So./TR	El Paso, Texas/Washington	1	Odums, AJ	CB	5-11	175	Jr./TR	Houston, Texas/New Mexico
62	Duran, Jael	OL	6-2	275	R-Fr./RS	El Paso, Texas/El Paso HS	17	Phillips, Josh	LB	6-3	220	Jr./TR	Grenada, Miss./Mississippi Gulf Coast
27	Dye, Joshua	RB	5-11	202	Fr./HS	Gilbert, Ariz./William Field HS	59	Pitts III, Otis	OL	6-3	345	R-Jr./1L	Grand Prairie, Texas/Cisco College
25	Dye, Josiah	S	6-1	185	Fr./HS	Gilbert, Ariz./William Field HS	55	Pongia, TangiTangi	OL	6-3	290	Jr./TR	San Diego, Calif./Cisco College
30	Dyman, Nate	LB	6-2	223	Jr./TR	Missouri City, Texas/Blinn College	49	Ramos, Mark	K	5-8	194	R-Jr./2L	El Paso, Texas/Andress HS
53	Escobar, Ivan	OL	6-2	289	R-So./0L	El Paso, Texas/NM State	8	Richardson, Torey	CB	6-0	183	R-Jr./1L	Tomball, Texas/Blinn JC
35	Essih, Zachary	FB	5-8	213	R-Fr./RS	Arlington, Texas/Mansfield Timberview HS	19	Robinson, Viontay	DE	6-1	250	Jr./TR	Waco, Texas/Navarro College
17	Ezinwa, Judah	TE	6-3	240	So./TR	Fontana, Calif./Mt. SAC	14	Rodriguez, Zach	QB	6-3	195	R-So./0L	El Paso, Texas/El Paso HS
36	Flabiano, Buzz	K/P	6-0	175	R-Fr./RS	Plano East, Texas/Plano East HS	6	Rudolph, Jalen	DT	6-0	266	R-Jr./3L	Baton Rouge, La./Junipero Serra HS
86	Flores, Lucas	WR	6-2	184	R-So./0L	El Paso, Texas/Ysleta HS	26	Russell, Lantz	S	6-3	197	Jr./TR	Riverside, Calif./Mt. SAC
24	Franklin, Mike	RB	6-2	225	Jr./TR	Daphne, Ala./Contra Costa College	71	Scalise, Nick	OL	6-6	308	Jr./TR	El Dorado Hills, Calif./Sierra College
87	Fryar, Zach	TE	6-1	240	R-Sr./3L	Venice, Fla./NMMI	88	Seib, Luke	TE	6-4	222	R-Fr./RS	Blue Springs, Mo./Blue Springs South HS
12	Gardere, Javoni	WR	6-0	195	R-So./TR	Dublin, Calif./Diablo Valley College	39	Shivers, Brandon	CB	6-1	192	R-Jr./TR	Scottsdale, Ariz./NM State
65	Garnett, Jagves	DL	6-5	358	R-Sr./2L	Cedar Rapids, Iowa/Ellsworth CC	28	Simmons, Xavier	LB	6-1	220	R-So./0L	Prince George, Md./Parkland HS
18	Gonzales, Ryan	WR	5-8	169	So./0L	El Paso, Texas/Eastwood HS	13	Sloan, Joshua	P	6-2	189	Jr./3L	Melbourne, Australia/ProKick Australia
92	Granados, Dante	DT	6-0	283	R-So./0L	El Paso, Texas/Chapin HS	1	Smith, Tyrin	WR	5-7	170	Sr./2L	Cibola, Texas/Cisco College
35	Guerrero, Jaime	S	6-1	185	R-Fr./RS	El Paso, Texas/Eastlake HS	15	Spriggs, Dre	WR	6-2	180	R-So./TR	San Antonio, Texas/UTSA
42	Hall, Jake	LB	6-2	230	Jr./TR	San Juan Capistrano, Calif./Orange Coast Coll.	54	Stewart, Keenan	DT	6-1	294	R-Sr./3L	Cedar Rapids, Iowa/Iowa Western CC
39	Hancock, Josh	LS	5-9	185	R-So./0L	El Paso, Texas/Coastal Christian Homeschool	50	Tafuna, Tevita	DT	6-1	277	R-Sr./2L	East Palo Alto, Calif./College of San Mateo
3	Hankins, Deion	RB	6-0	226	R-Jr./3L	El Paso, Texas/Parkland HS	47	Taueli, Osaiasi	DE	6-1	234	R-So./1L	Mesa, Ariz./Mesa HS
2	Hardison, Gavin	QB	6-3	215	R-Sr./3L	Hobbs, N.M./NMMI	37	Tejada, Angelo	LS	5-11	222	Jr./3L	San Antonio, Texas/Converse Judson HS
19	Harris, Caden	WR	5-10	170	Fr./HS	Round Rock, Texas/Stony Point HS	15	Thompson, Bryton	DE	6-1	246	Sr./1L	Harker Heights, Texas/Blinn College
32	Heckaman, Kheagian	TE	6-1	220	R-Fr./TR	Hampshire, Texas/NM State	90	Thompson, RaQuan	DL	6-3	285	Jr./TR	Killeen, Texas/Blinn JC
74	Henry, Azizi	OL	6-4	297	R-So./0L	Wylie, Texas/Wylie HS	58	Toney, Jaquan	OL	6-4	301	Jr./TR	Huntsville, Ala./NE Mississippi CC
68	Henry, Zuri	OL	6-6	293	R-Sr./4L	Dallas, Texas/Wylie HS	99	Tonga'uiha, Sione	DT	6-0	295	Jr./3L	Tempe, Ariz./Tempe HS
54	Hubbard, Steven	OL	6-3	314	R-Sr./2L	Houston, Texas/Kilgore College	20	Triche, Daryon	RB	5-9	190	R-So./TR	Cedar Hills, Texas/Sam Houston
12	Hugue, Trejon	S	6-0	181	Sr./2L	Mansfield, Texas/Cisco College	70	Uteley, Jake	OL	6-6	315	Fr./HS	College Station, Texas/College Station HS
13	Hunter, Jayce	S	6-0	185	Jr./TR	Mission Viejo, Calif./Saddleback College	98	Va'a, Logologo	DE	6-3	292	R-Fr./RS	Santa Barbara, Calif./Bishop Garcia HS
10	Hurlay, Kevin	QB	6-3	233	R-Jr./0L	Walnut, Miss./NE Mississippi CC	97	Vaughn, Kaniou	DE	6-2	223	So./TR	San Clemente, Calif./Saddleback College
2	Hylton, Kobe	S	6-0	205	Jr./1L	Snellville, Ga./Louisiana	82	White, Marcus	TE	6-4	255	So./TR	Duncanville, Texas/Kilgore College
60	Immediato, Joseph	OL	6-4	338	R-So./1L	El Paso, Texas/Eastwood HS	28	Walker, Cartraven	RB	5-6	175	R-Jr./1L	Mansfield, Texas/Cisco College
32	Johnson, Ilijah	CB	5-11	170	R-So./1L	Maricopa, Ariz./Maricopa HS	31	Wann, Matt	DE	6-2	235	Jr./TR	Fullerton, Calif./Santa Ana College
7	Johnson, KD	DL	6-1	300	Jr./TR	Houston, Texas/Kilgore College	80	Weng, Jackson	WR	6-2	195	Fr./HS	Orange, Calif./Orange Lutheran HS
34	Johnson, Xavier	RB	5-11	205	Fr./HS	El Paso, Texas/Hanks HS	0	Westmoreland, Maurice	DE	6-2	235	Jr./1L	Houston, Texas/Kilgore College
22	Jolly, Ezell	RB	6-1	175	Fr./HS	Missouri City, Texas/Ridge Point HS	30	Whitaker, Michael	WR	5-9	170	R-Fr./TR	Katy, Texas/James E. Taylor HS
79	Klein, Elijah	OL	6-4	319	R-Sr./4L	Mt. Baldy, Calif./Upland HS	8	White, Emari	WR	6-0	185	Jr./0L	Antelope, Calif./Center/Sierra College
10	Knight, Tyrice	LB	6-2	235	R-Sr./3L	Lakeland, Fla./Independence CC	16	Williams, Tyler	S	6-0	195	R-So./0L	Santa Maria, Calif./St. Joseph HS
65	Laborin, Julian	OL	6-3	260	Fr./HS	El Mirage, Ariz./Dysart HS	3	Williams-Evans, Jaleal	S	6-1	200	So./TR	Berkeley, Calif./College of San Francisco
76	Licon, Eduardo	OL	6-4	290	Fr./HS	El Paso, Texas/Chapin HS	4	Wilson Jr., Jerome	LB	6-2	229	R-So./1L	Etiwanda, Calif./Etiwanda HS

COACHING STAFF

Dana Dimel – Head Coach (5th Season)
 Scotty Ohara – Offensive Coordinator/QBs/WRs
 Bradley Dale Peveto – Defensive Coordinator/LBs
 Aaron Price – Special Teams Coordinator
 Matt Wallerstedt – Assoc. HC/DL/Def. Run Game Coordinator
 Dante Barnett – Secondary/Safeties
 Josh Brown – Defensive Pass Game Coordinator
 Barrick Nealy – Running Backs/Assistant Head Coach
 Drew Liddle – Tight Ends/Fullbacks
 Mike Simmonds – Offensive Line
 James Bain – Assistant OL/Assistant Special Teams Coach
 Tramaine Thompson – Offensive Quality Control
 Ryan Alexander – Defensive Quality Control
 Winston Dimel – Graduate Assistant (Offense)
 Seth Newsome – Graduate Assistant (Defense)
 Nick Ast – Graduate Assistant (Offense)

PRONUNCIATIONS

Kelly AKHARAIYI	Ah-CAR-ee	Joseph IMMEDIATO	E-me-d-ah-to
Praise AMAEWHULE	Ah-May-Who-lay	TYRICE Knight	Tie-Reece
AMIER Boyd-Matthews	A-meer	ATIQ Muhammad	Ah-Teek
ALUMA NKELE	Joss-Teen	ALUMA NKELE	N-Kelly
Dante GRANADOS	Gruh-nah-dose	TEVITA TAFUNA	Tuh-VEE-tuh Tuh-Foo-nuh
Deion HANKINS	Hane-kins	ANGLO TEJADA	Tay-hah-duh
AZIZI Henry	Ah-zee-zee	NICK SCALISE	Ska-lease
ZURI Henry	Zur-ee	SIONE TONGA-UIHA	See-on-ee Tonga-who-uh
Trejon HUGUE	Hue-Gee	KANIOUS Vaughn	Kah-nye-us
Kobe HYLTON	Hilton (Like the Hotel)		

T NUMERICAL ROSTER

NO.	NAME	POS.	HT.	WT.	CL-EXP.	HOMETOWN/PREVIOUS SCHOOL	NO.	NAME	POS.	HT.	WT.	CL-EXP.	HOMETOWN/PREVIOUS SCHOOL
0	Westmoreland, Maurice	DE	6-2	235	Jr./1L	Houston, Texas/Kilgore College	32	Johnson, Ilijah	CB	5-11	170	R-So./1L	Maricopa, Ariz./Maricopa HS
0	Ballard, Jeremiah	WR	6-3	205	R-So./1L	Houston, Texas/Dobie HS	33	Mclver-Brown, Dresden	DT	6-0	259	R-So./0L	Selma, Texas/Veterans Memorial HS
1	Odums, AJ	CB	5-11	175	Jr./TR	Houston, Texas/New Mexico	34	Johnson, Xavier	RB	5-11	205	Fr./HS	El Paso, Texas/Hanks HS
1	Smith, Tyrin	WR	5-7	170	Sr./2L	Cibolo, Texas/Cisco College	34	Liggins, Kiante	LB	6-0	236	R-So./0L	El Paso, Texas/Andress HS
2	Hardison, Gavin	QB	6-3	215	R-Sr./3L	Hobbs, N.M./NMMI	35	Essih, Zachary	FB	5-8	213	R-Fr./RS	Arlington, Texas/Mansfield Timberview HS
2	Hylton, Kobe	S	6-0	205	Jr./1L	Snellville, Ga./Louisiana	35	Guerrero, Jaime	S	6-1	185	R-Fr./RS	El Paso, Texas/Eastlake HS
3	Hankins, Deion	RB	6-0	226	R-Jr./3L	El Paso, Texas/Parkland HS	36	Flabiano, Buzz	K/P	6-0	175	R-Fr./RS	Plano East, Texas/Plano East HS
3	Williams-Evans, Jaleal	S	6-1	200	So./TR	Berkeley, Calif./College of San Francisco	37	Tejada, Angelo	LS	5-11	222	Jr./3L	San Antonio, Texas/Converse Judson HS
4	Akharaiyi, Kelly	WR	6-1	194	R-Jr./1L	Irving, Texas/Tyler JC	39	Hancock, Josh	LS	5-9	185	R-So./0L	El Paso, Texas/Coastal Christian Homeschool
4	Wilson Jr., Jerome	LB	6-2	229	R-So./1L	Etiwanda, Calif./Etiwanda HS	39	Shivers, Brandon	CB	6-1	192	R-Jr./TR	Scottsdale, Ariz./NM State
5	Burgess Jr., Torrance	RB	5-6	175	R-So./1L	Pearland, Texas/Dawson HS/Tyler JC	40	Bibler, Chase	DT	6-4	260	Jr./TR	Fresno, Calif./Fresno City College
5	Neal, James	LB	6-0	223	R-Jr./RS	Paris, Texas/Paris HS/Tyler JC	41	Mauro, Dylan	P	6-3	175	Fr./HS	Allen, Texas/Allen HS
6	McNamara, Jake	QB	5-11	189	R-Fr./RS	Franklin, Tenn./Page HS	42	Hall, Jake	LB	6-2	230	Jr./TR	San Juan Capistrano, Calif./Orange Coast Coll.
6	Rudolph, Jalen	DT	6-0	266	R-Jr./3L	Baton Rouge, La./Junipero Serra HS	43	Lopez, Julian	TE	6-1	246	R-Jr./1L	El Paso, Texas/Chapin HS
7	Bellon, Marcus	WR	5-9	180	Jr./1L	Truckee, Calif./Santa Barbara CC	43	Taueli, Osaiaisi	DE	6-1	234	R-So./1L	Mesa, Ariz./Mesa HS
7	Johnson, Kadarion	DL	6-1	300	Jr./TR	Houston, Texas/Kilgore College	44	Madden, Dimitri	DL	6-3	287	Jr./TR	Lewisham, London, England/NMMI
8	Richardson, Torey	CB	6-0	183	R-Jr./1L	Tomball, Texas/Blinn JC	46	Duff, Justin	LS	6-4	235	Jr./TR	San Pablo, Calif./Contra Costa College
8	White, Emari	WR	6-0	185	Jr./0L	Antelope, Calif./Center/Sierra College	48	Melucci, Julian	K	5-7	160	Fr./HS	El Paso, Texas/Eastlake HS
9	Clarke, Jostein	WR	6-3	195	R-Jr./1L	Prosper, Texas//Tyler JC	49	Ramos, Mark	K	5-8	194	R-Jr./2L	El Paso, Texas/Andress HS
9	Moore, Trez	CB	6-1	192	Jr./1L	St. Louis, Mo./Iowa Western CC	50	Tafuna, Tevita	DT	6-1	277	R-Jr./2L	East Palo Alto, Calif./College of San Mateo
10	Hurley, Kevin	QB	6-3	233	R-Jr./0L	Walnut, Miss./NE Mississippi CC	53	Diaz, Valentino	DE	6-2	228	R-Fr./RS	Boca Raton, Fla./Boca Raton HS
10	Knight, Tyrice	LB	6-2	235	R-Sr./3L	Lakeland, Fla./Independence CC	53	Escobar, Ivan	OL	6-2	289	R-So./0L	El Paso, Texas/NM State
11	McConnell, Cade	QB	6-1	195	R-So./0L	Los Alamitos, Calif./Cerritos College	54	Hubbard, Steven	OL	6-3	314	R-Sr./2L	Houston, Texas/Kilgore College
11	Moore, Oscar	S	6-1	208	Jr./TR	Eaton, Texas/Kilgore College	54	Stewart, Keenan	DT	6-1	294	R-Sr./3L	Cedar Rapids, Iowa/Iowa Western CC
12	Gardere, Javoni	WR	6-0	195	R-So./TR	Dublin, Calif./Diablo Valley College	55	Pongia, Tangi/Tangi	OL	6-3	290	Jr./TR	San Diego, Calif./Cisco College
12	Hugue, Trejon	S	6-0	181	Sr./2L	Mansfield, Texas/Cisco College	56	Aranda, Luis Carlos	OL	6-1	295	R-Fr./0L	El Paso, Texas/Franklin HS
13	Hunter, Jayce	S	6-0	185	Jr./TR	Mission Viejo, Calif./Saddleback College	58	Toney, Jaquan	OL	6-4	301	Jr./TR	Huntsville, Ala./NE Mississippi CC
13	Sloan, Joshua	P	6-2	189	Jr./3L	Melbourne, Australia/ProKick Australia	59	Pitts III, Otis	OL	6-3	345	R-Jr./1L	Grand Prairie, Texas/Cisco College
14	Boyd-Matthews, Amier	QB	6-1	180	R-Fr./RS	Tempe, Ariz./Mountain Pointe HS	60	Immediato, Joseph	OL	6-4	338	R-So./1L	El Paso, Texas/Eastwood HS
14	Rodriguez, Zach	CB	6-3	195	R-So./0L	El Paso, Texas/El Paso HS	62	Duran, Jael	OL	6-2	275	R-Fr./RS	El Paso, Texas/El Paso HS
15	Spriggs, Dre	WR	6-2	180	R-So./TR	San Antonio, Texas/UTSA	63	Beltran, Rolando	OL	6-3	295	R-Fr./TR	El Paso, Texas/NMHU
15	Thompson, Bryton	DE	6-1	246	Sr./1L	Harker Heights, Texas/Blinn College	64	Luke, Sedrick	OL	6-2	309	R-Jr./RS	North Highlands, Calif./American River College
16	Mouser, Seth	QB	6-5	200	Fr./HS	Bastrop, Texas/Bastrop HS	65	Garnett, Jagves	DL	6-5	358	R-Sr./2L	Cedar Rapids, Iowa/Ellsworth CC
16	Williams, Tyler	S	6-0	195	R-So./0L	Santa Maria, Calif./St. Joseph HS	65	Laborin, Julian	OL	6-3	260	Fr./HS	El Mirage, Ariz./Dysart HS
17	Ezinwa, Judah	TE	6-3	240	So./TR	Fontana, Calif./Mt. SAC	66	Mayers, Justin	OL	6-3	309	R-Jr./3L	Frisco, Texas/Reedy HS
17	Phillips, Josh	LB	6-3	220	Jr./TR	Grenada, Miss./Mississippi Gulf Coast	68	Henry, Zuri	OL	6-6	293	R-Sr./4L	Dallas, Texas/Wylie HS
18	Burris III, John	CB	6-0	176	R-So./0L	Mesquite, Texas/Mesquite Horn HS	69	Lightfoot, Joey	DL	6-4	300	Fr./HS	College Station, Texas/A&M Consolidated
18	Gonzales, Ryan	WR	5-8	169	So./0L	El Paso, Texas/Eastwood HS	70	Utley, Jake	OL	6-6	315	Fr./HS	College Station, Texas/College Station HS
19	Harris, Caden	WR	5-10	170	Fr./HS	Round Rock, Texas/Stony Point HS	71	Scalise, Nick	OL	6-6	308	Jr./TR	El Dorado Hills, Calif./Sierra College
19	Robinson, Viontay	DE	6-1	250	Jr./TR	Waco, Texas/Navarro College	72	McDuffie III, Tyrone D.	OL	6-4	300	Fr./HS	El Paso, Texas/Parkland HS
20	Byrd, Kenny	LB	6-0	225	Jr./TR	York, S.C./NE Mississippi CC	74	Henry, Azizi	OL	6-4	297	R-So./0L	Wylie, Texas/Wylie HS
20	Triche, Daryon	RB	5-9	190	R-So./TR	Cedar Hills, Texas/Sam Houston	75	Meyer, Andrew	OL	6-3	302	R-Sr./4L	San Marcos, Calif./San Marcos HS
21	Cameron, Stefan	CB	5-11	185	Jr./TR	St. Louis, Mo./Foothill College	76	Licon, Eduardo	OL	6-4	290	Fr./HS	El Paso, Texas/Chapin HS
21	Dumas, Aaron	RB	5-9	208	R-So./TR	El Paso, Texas/Washington	77	Barton, AJ	OL	6-5	280	Fr./HS	Garland, Texas/Lakeview Centennial HS
22	Allen, Josiah	DB	5-10	179	Jr./1L	Elk Grove, Calif./Sacramento City College	78	Nkele, Aluma	OL	6-6	355	R-So./RS	Gardena, Calif./Long Beach City College
22	Jolly, Ezell	RB	6-1	175	Fr./HS	Missouri City, Texas/Ridge Point HS	79	Klein, Elijah	OL	6-4	319	R-Sr./4L	Mt. Baldy, Calif./Upland HS
23	Amawehule, Praise	DE	6-3	250	R-Sr./4L	Katy, Texas/Katy Taylor HS	80	Weng, Jackson	WR	6-2	195	Fr./HS	Orange, Calif./Orange Lutheran HS
23	McNamara, Kyle	WR	5-8	184	R-So./0L	Reno, Nev./WKU	81	Bost, Jalile	WR	5-11	180	Fr./HS	El Paso, Texas/Pebble Hills HS
24	Broussard, McKel	DB	6-0	192	R-Jr./3L	Sherman Oaks, Calif./Notre Dame HS	82	Vinson, Marcus	TE	6-4	255	So./TR	Duncanville, Texas/Kilgore College
24	Franklin, Mike	RB	6-2	225	Jr./TR	Daphne, Ala./Contra Costa College	83	Muhammad, Jamal	WR	6-2	170	R-Fr./TR	Fort Worth, Texas/Dunbar HS
25	Dye, Josiah	S	6-1	185	Fr./HS	Gilbert, Ariz./William Field HS	84	Boyd, Elijah	TE	6-4	250	So./TR	Fairfield, Calif./Contra Costa College
26	Russell, Lantz	S	6-3	197	Jr./TR	Riverside, Calif./Mt. SAC	85	Oaxaca, Yamil	WR	6-0	185	Fr./TR	El Paso, Texas/UTPB
27	Burns, Davis	S	6-0	192	R-So./1L	El Paso, Texas/Coronado HS	86	Flores, Lucas	WR	6-2	184	R-So./0L	El Paso, Texas/Ysleta HS
27	Dye, Joshua	RB	5-11	202	Fr./HS	Gilbert, Ariz./William Field HS	87	Fryar, Zach	TE	6-1	240	R-Sr./3L	Venice, Fla./NMMI
28	Simmons, Xavier	LB	6-1	220	R-So./0L	Prince George, Md./Parkland HS	88	Seib, Luke	TE	6-4	222	R-Fr./RS	Blue Springs, Mo./Blue Springs South HS
28	Walker, Cartraven	RB	5-6	175	R-Jr./1L	Mansfield, Texas/Cisco College	89	Camacho Jr., Juan	TE	6-6	248	R-So./0L	El Paso, Texas/Bowie HS
29	Muhammad, Atiq	CB	6-2	187	R-Fr./RS	Rockford, Ill./Guilford HS	90	Thompson, RaQuan	DL	6-3	285	Jr./TR	Killeen, Texas/Blinn JC
30	Dyman, Nate	LB	6-2	223	Jr./TR	Missouri City, Texas/Blinn College	92	Granados, Dante	DT	6-0	283	R-So./0L	El Paso, Texas/Chapin HS
30	Whitaker, Michael	WR	5-9	170	R-Fr./TR	Katy, Texas/James E. Taylor HS	97	Vaughn, Kianois	DE	6-2	223	So./TR	San Clemente, Calif./Saddleback College
31	Wann, Matt	DE	6-2	235	Jr./TR	Fullerton, Calif./Santa Ana College	98	Va'a, Logologo	DT	6-3	292	R-Fr./RS	Santa Barbara, Calif./Bishop Garcia HS
32	Heckaman, Kheagjan	TE	6-1	220	R-Fr./TR	Hampshire, Texas/NM State	99	Tonga'uiaha, Sione	DT	6-0	295	Jr./3L	Tempe, Ariz./Tempe HS

COACHING STAFF

Dana Dimel – Head Coach (5th Season)
 Scotty Ohara – Offensive Coordinator/QBs/WRs
 Bradley Dale Peveto – Defensive Coordinator/LBs
 Aaron Price – Special Teams Coordinator
 Matt Wallerstedt – Assoc. HC/DL/Def. Run Game Coordinator
 Dante Barnett – Secondary/Safeties
 Josh Brown – Defensive Pass Game Coordinator
 Barrick Nealy – Running Backs/Assistant Head Coach
 Drew Little – Tight Ends/Fullbacks
 Mike Simmonds – Offensive Line
 James Bain – Assistant OL/Assistant Special Teams Coach
 Tramaine Thompson – Offensive Quality Control
 Ryan Alexander – Defensive Quality Control
 Winston Dimel – Graduate Assistant (Offense)
 Seth Newsome – Graduate Assistant (Defense)
 Nick Ast - Graduate Assistant (Offense)

PRONUNCIATIONS

Kelly AKHARAIYI	Ah-CAR-ee	Joseph IMMEDIATO	E-me-d-ah-to
Praise AMAEWHULE	Ah-May-Who-lay	TYRICE Knight	Tie-Reece
AMIER Boyd-Matthews	A-meer	ATIQU Muhammad	Ah-Teek
JUSTEIN Clarke	Joss-Teen	Aluma NKELE	N-Kelly
Dante GRANADOS	Gruh-nah-dose	TEVITA TAFUNA	Tuh-VEE-tuh Tuh-Foo-nuh
Deion HANKINS	Hane-kins	Angelo TEJADA	Tay-hah-duh
AZIZI Henry	Ah-zee-zee	Nick SCALISE	Ska-lease
ZURI Henry	Zur-ee	SIONE TONGA-UIHA	See-on-ee Tonga-who-uh
Trejon HUGUE	Hue-Gee	KANIOUS Vaughn	Kah-nye-us
Kobe HYLTON	Hilton (Like the Hotel)		

2022 UTEP TEAM STATISTICS

	UTEP	OPP
Scoring	293	324
Points per game	24.4	27.0
Points Off Turnovers	41	65
First Downs	252	226
Rushing	112	91
Passing	119	112
Penalty	21	23
Rushing Yardage	2006	1632
Yards gained rushing	2292	1929
Yards lost rushing	286	297
Rushing attempts	464	403
Average per rush	4.3	4.0
Average per game	167.2	136.0
TDs Rushing	14	13
Passing Yardage	2612	2598
Comp-Att-Int	202-380-12	180-318-5
Average per pass	6.9	8.2
Average per catch	12.9	14.4
Average per game	217.7	216.5
TDs Passing	15	23
Total offense	4618	4230
Total plays	844	721
Average per play	5.5	5.9
Average per game	384.8	352.5
Kick returns: #-Yards	21-362	15-324
Punt returns: #-Yards	17-100	16-133
Int returns: #-Yards	5-4	12-224
Kick return average	17.2	21.6
Punt return average	5.9	8.3
Int return average	0.8	18.7
Fumbles-Lost	20-9	19-11
Penalties-Yards	78-669	72-662
Average per game	55.8	55.2
Punts-Yards	46-2019	52-2214
Average per punt	43.9	42.6
Net punt average	39.0	39.5
Kickoffs-Yards	63-4004	67-4254
Average per kick	63.6	63.5
Net kick average	40.5	41.1
Time of possession / game	33:47	25:52
3rd-down conversion	66/169	49/141
3rd-down pct	39%	35%
4rd-down conversion	16/29	10/14
	UTEP	OPP
4rd-down pct	55%	71%
Sacks by-Yards	28-186	24-203
Misc Yards	0	0
Touchdowns scored	32	41
Field goals - attempts	22-24	13-20
On-Side kicks	0-1	0-0
Red-zone scores	(32-40) 80%	(35-44) 80%
Red-zone touchdowns	(18-40) 45%	(25-44) 57%
PAT-attempts	(31-31) 100%	(37-39) 95%
2-point conversion-attempts	(1-1) 100%	(1-2) 50%
Attendance	114804	168751
Games / Avg per game	6/19134	6/28125
Neutral site games	-	0/0

Score by Periods

Team	1st	2nd	3rd	4th	OT	TOT
UTEP	51	131	41	70	0	293
Opponents	81	72	93	78	0	324

2022 UTEP INDIVIDUAL STATISTICS

Rushing

Player	gp	att	gain	loss	net	avg	td	lg	avg/g
Ronald Awatt	12	163	764	30	734	4.5	2	37	61.2
Deion Hankins	12	140	709	8	701	5.0	3	72	58.4
Reynaldo Flores	12	38	276	0	276	7.3	5	43	23.0
Calvin Brownholtz	10	32	172	21	151	4.7	3	25	15.1
Gavin Hardison	10	66	273	197	76	1.2	1	29	7.6
Tyrin Smith	12	5	39	3	36	7.2	0	15	3.0
Trent Thompson	12	0	13	0	13	0.0	0	13	1.1
James Tupou	12	1	12	0	12	12.0	0	12	1.0
Walter Dawn Jr.	11	1	9	0	9	9.0	0	9	0.8
Cartraven Walker	2	2	9	0	9	4.5	0	7	4.5
Jalen Joseph	9	4	5	0	5	1.3	0	3	0.6
Torrance Burgess Jr.	2	4	11	8	3	0.8	0	6	1.5
Kevin Hurley	1	1	0	4	-4	-4.0	0	0	-4.0
Kelly Akharaiyi	12	1	0	6	-6	-6.0	0	0	-0.5
Team	12	6	0	9	-9	-1.5	0	0	-0.8
Total	12	464	2292	286	2006	4.3	14	72	167.2
Opponents	12	403	1929	297	1632	4.0	13	46	136.0

Passing

Player	gp	effic	comp-att-int	pct	yds	td	lg	avg/g
Gavin Hardison	10	113.0	164-315-8	52.1	2044	11	76	204.4
Calvin Brownholtz	10	135.3	37-63-4	58.7	512	4	68	51.2
Tyrin Smith	12	570.4	1-1-0	100.0	56	0	56	4.7
Team	12	0.0	0-1-0	0.0	0	0	0	0.0
Total	12	117.6	202-380-12	53.2	2612	15	76	217.7
Opponents	12	146.0	180-318-5	56.6	2598	23	75	216.5

Receiving

Player	gp	no.	yds	avg	td	lg	avg/g
Tyrin Smith	12	71	1039	14.6	7	76	86.6
Reynaldo Flores	12	49	536	10.9	1	38	44.7
Kelly Akharaiyi	12	21	275	13.1	1	68	22.9
James Tupou	12	12	152	12.7	2	24	12.7
Jeremiah Ballard	11	10	118	11.8	1	42	10.7
Trent Thompson	12	9	203	22.6	2	56	16.9
Walter Dawn Jr.	11	7	37	5.3	0	15	3.4
Ronald Awatt	12	6	76	12.7	0	34	6.3
Marcus Bellon	12	5	81	16.2	1	52	6.8
Deion Hankins	12	4	42	10.5	0	16	3.5
Jostein Clarke	5	4	28	7.0	0	13	5.6
Zach Fryar	9	2	20	10.0	0	15	2.2
Josh Farr	2	1	-18	-18.0	0	0	-9.0
Luke Soto	9	1	21	21.0	0	21	2.3
Total	12	202	2612	12.9	15	76	217.7
Opponents	12	180	2598	14.4	23	75	216.5

Punt Returns

Player	no.	yds	avg	td	lg
Marcus Bellon	17	100	5.9	1	47
Total	17	100	5.9	1	47
Opponents	16	133	8.3	0	32

Interceptions

Player	no.	yds	avg	td	lg
Ilijah Johnson	2	0	0.0	0	0
Ty'Reke James	1	0	0.0	0	0
Gary Theard	1	6	6.0	0	6
Tyrice Knight	1	-2	-2.0	0	0
Total	5	4	0.8	0	6
Opponents	12	224	18.7	4	73

Kick Returns

Player	no.	yds	avg	td	lg
Walter Dawn Jr.	13	239	18.4	0	32
Marcus Bellon	4	70	17.5	0	20
Reynaldo Flores	2	38	19.0	0	20
Ty'Reke James	1	6	6.0	0	6
Tyrin Smith	1	9	9.0	0	9
Total	21	362	17.2	0	32
Opponents	15	324	21.6	0	31

Fumble Returns

Player	no.	yds	avg	td	lg
Jadrian Taylor	1	100	100.0	1	100
Ty'Reke James	1	26	26.0	0	26
Tyrice Knight	1	13	13.0	1	13
Josiah Allen	1	4	4.0	0	4
Praise Amaewhule	1	0	0.0	0	0
Cal Wallerstedt	1	0	0.0	0	0
Tristin Tuialuuluu	1	0	0.0	0	0
Deylon Williams	1	0	0.0	0	0
Keenan Stewart	1	0	0.0	0	0
James Neal	1	0	0.0	0	0
Tevita Tafuna	1	0	0.0	0	0
Total	11	143	13.0	2	100
Opponents	9	88	9.8	1	84

2022 UTEP INDIVIDUAL STATISTICS

Scoring

Player	td	fg	PAT						pts
			kick	rush	rcv	pass	dxp	saf	
Gavin Baechle	-	22-24	31-31	-	-	-	-	-	97
Tyrin Smith	7	-	-	-	-	-	-	-	42
Reynaldo Flores	6	-	-	-	-	-	-	-	36
Calvin Brownholtz	3	-	-	-	-	-	-	-	18
Deion Hankins	3	-	-	-	-	-	-	-	18
Trent Thompson	2	-	-	-	1	-	-	-	14
Ronald Awatt	2	-	-	-	-	-	-	-	12
James Tupou	2	-	-	-	-	-	-	-	12
Marcus Bellon	2	-	-	-	-	-	-	-	12
Gavin Hardison	1	-	-	-	-	1	-	-	6
Tyrice Knight	1	-	-	-	-	-	-	-	6
Jadrian Taylor	1	-	-	-	-	-	-	-	6
Jeremiah Ballard	1	-	-	-	-	-	-	-	6
Kelly Akharaiyi	1	-	-	-	-	-	-	-	6
Total	32	22-24	31-31	0	1	1	0	1	293
Opponents	41	13-20	37-39	0	1	1	0	0	324

Total Offense

Player	g	plays	rush	pass	total	avg/g
Gavin Hardison	10	381	76	2044	2120	212.0
Ronald Awatt	12	163	734	0	734	61.2
Deion Hankins	12	140	701	0	701	58.4
Calvin Brownholtz	10	95	151	512	663	66.3
Reynaldo Flores	12	38	276	0	276	23.0
Tyrin Smith	12	6	36	56	92	7.7
Trent Thompson	12	0	13	0	13	1.1
James Tupou	12	1	12	0	12	1.0
Walter Dawn Jr.	11	1	9	0	9	0.8
Cartraven Walker	2	2	9	0	9	4.5
Jalen Joseph	9	4	5	0	5	0.6
Torrance Burgess Jr.	2	4	3	0	3	1.5
Kevin Hurley	1	1	-4	0	-4	-4.0
Kelly Akharaiyi	12	1	-6	0	-6	-0.5
Team	12	0	-9	0	-9	-0.8
Total	12	844	2006	2612	4618	384.8
Opponents	12	721	1632	2598	4230	352.5

Field Goals

Player	fg	pct.	01-19	20-29	30-39	40-49	50-99	lg	blk
Gavin Baechle	22-24	91.7	0-0	9-9	4-4	7-8	2-3	54	0
Opponents	13-20	65.0	0-0	7-7	2-5	1-4	3-4	52	1

Punting

Player	no.	yds	avg	lg	tb	fc	i20	50+	blk
Joshua Sloan	45	1998	44.4	64	4	16	15	11	0
Team	1	21	21.0	0	0	0	0	0	1
Total	46	2019	43.9	64	4	16	15	11	1
Opponents	52	2214	42.6	60	3	21	16	11	0

FG Sequence

Team Name	UTEP	Opponents
North Texas	41,(29),(26)	(28)
Oklahoma	(48),(54)	(22)
New Mexico St.	(29),(46)	37
New Mexico	(46)	30,(51),(37),31
Boise St.	(35),(25)	(24)
Charlotte	(22),(29)	
Louisiana Tech	(31)	(28),40,(52)
Fla. Atlantic	(29),(32),(27)	52
Middle Tenn.	(47),(47)	(23)
Rice	(46),(51),(32)	(43),(21),(38)
FIU	(26)	42
UTSA	(44),52	47,(51),(28)

Numbers in parentheses indicate field goal was made

Kickoffs

Player	no.	yds	avg	tb	ob	retn	net	ydln
Gavin Baechle	63	4004	63.6	40	1			
Total	63	4004	63.6	40	1	15	40.5	24
Opponents	67	4254	63.5	46	0	21	41.1	23

All Purpose

Player	g	rush	rcv	pr	kr	ir	total	avg/g
Tyrin Smith	12	36	1039	0	9	0	1084	90.3
Reynaldo Flores	12	276	536	0	38	0	850	70.8
Ronald Awatt	12	734	76	0	0	0	810	67.5
Deion Hankins	12	701	42	0	0	0	743	61.9
Walter Dawn Jr.	11	9	37	0	239	0	285	25.9
Kelly Akharaiyi	12	-6	275	0	0	0	269	22.4
Marcus Bellon	12	0	81	100	70	0	251	20.9
Trent Thompson	12	13	203	0	0	0	216	18.0
James Tupou	12	12	152	0	0	0	164	13.7
Calvin Brownholtz	10	151	2	0	0	0	153	15.3
Jeremiah Ballard	11	0	118	0	0	0	118	10.7
Gavin Hardison	10	76	0	0	0	0	76	7.6
Jostein Clarke	5	0	28	0	0	0	28	5.6
Luke Soto	9	0	21	0	0	0	21	2.3
Zach Fryar	9	0	20	0	0	0	20	2.2
Cartraven Walker	2	9	0	0	0	0	9	4.5
Ty' Reke James	12	0	0	0	6	0	6	0.5
Gary Theard	5	0	0	0	0	6	6	1.2
Jalen Joseph	9	5	0	0	0	0	5	0.6
Torrance Burgess Jr.	2	3	0	0	0	0	3	1.5
Tyrice Knight	12	0	0	0	0	-2	-2	-0.2
Kevin Hurley	1	-4	0	0	0	0	-4	-4.0
Josh Farr	2	0	-18	0	0	0	-18	-9.0
Team	12	-9	0	0	0	0	-9	-0.8
Total	12	2006	2612	100	362	4	5084	423.7
Opponents	12	1632	2598	133	324	224	4911	409.3

2022 UTEP DEFENSIVE STATISTICS

##	Player	gp	Tackles				Sacks	Pass defense			Fumbles		blkd	
			ua	a	tot	tfl/yds		no-yds	int-yds	brup	qbh	fr-yds	ff	kick
30	Cal Wallerstedt	12	32	63	95	14.5-52	8-43	.	1	3	1-0	1	.	.
10	Tyrice Knight	12	48	47	95	6.5-23	1-9	1--2	5	4	1-13	2	.	.
2	Kobe Hylton	12	55	37	92	10-21	0.5-4	.	3	5	.	2	1	.
3	Ty'Reke James	12	23	29	52	2.5-7	.	1-0	3	1	1-26	1	.	.
13	Dennis Barnes	12	27	16	43	3-8	.	.	6	1	.	.	1	.
11	Jadrian Taylor	12	21	21	42	11.5-74	9.5-71	.	4	4	1-100	2	.	.
7	Kelton Moss	11	7	26	33	3-17	1.5-13	.	.	4
9	Latrez Shelton	9	18	13	31	.	.	.	4	1	.	1	.	.
23	Praise Amaewhule	12	11	13	24	5.5-25	2-18	.	2	8	1-0	1	.	.
54	Keenan Stewart	10	4	19	23	3.5-7	0.5-3	.	.	7	1-0	.	1	.
32	Ilijah Johnson	10	11	9	20	1.5-2	.	2-0	6	.	.	1	.	.
48	Blake Thompson	11	6	14	20	0.5-0	.	.	1
22	Josiah Allen	11	14	4	18	0.5-3	1-4	.	.	.
0	Maurice Westmoreland	12	5	12	17	2
21	Justin Prince	3	11	5	16	1.5-1	.	.	.	1
15	Bryton Thompson	11	5	9	14	4-19	3.5-17	1	.	.
50	Tevita Tafuna	11	1	11	12	1-4	.	.	1	.	1-0	.	.	.
5	James Neal	4	5	7	12	1-0	.	.	.
42	Deylon Williams	12	5	6	11	0.5-1	.	.	.	1	1-0	.	.	.
1	Tyson Wilson	12	3	7	10
94	Jalen Rudolph	7	3	5	8	3-10	1-5
14	Amir Boyd-Matthews	4	6	2	8
24	McKel Broussard	9	4	3	7
28	Darius Baptist	11	3	4	7	1	.	.
19	Deshaun Trotter	11	3	3	6
12	Trejon Hugue	7	2	4	6
4	Jerome Wilson Jr.	2	3	3	6	1
43	Osaiasi Taueli	10	3	1	4	1-2
99	Sione Tonga'uiha	10	1	3	4	1-4	0.5-3
6	Gary Theard	5	.	3	3	0.5-4	.	1-6	1
44	Elijah Robinson	10	1	2	3	0.5-1
13	Joshua Sloan	12	1	1	2	1	.	.
16	Tyler Williams	12	1	1	2
84	Luke Soto	9	1	.	1
54	Steven Hubbard	10	.	1	1
25	Joe Hagopian	7	.	1	1
33	Deion Hankins	12	.	1	1	0.5-1
37	Angelo Tejada	12	.	1	1
66	Justin Mayers	10	1	.	1
18	John Burris III	5	1	.	1
35	Brady Wolfe	9	1	.	1
1	Tyrin Smith	12	1	.	1
27	Davis Burns	12	1	.	1
45	Trent Thompson	12	1	.	1
20	Tre'Vion Ballard	1	.	1	1
71	Tristin Tuialuuluu	10	1-0	.	.	.
Totals		12	350	408	758	76-286	28-186	5-4	37	43	11-143	14	3	1
Opponents		12	402	460	862	53-282	24-203	12-224	42	49	9-88	12	1	0

GAME 1 vs NORTH TEXAS



NORTH TEXAS (1-0, 1-0) 31
UTEP (0-1, 0-1) 13

El Paso, Texas • Sun Bowl Stadium (45,971)

Aug. 27, 2022

UTEP looked to be in midseason form as the Miners dominated NM State, 30-3, on the road in the season opener on Aug. 28.

UTEP claimed the Brass Spittoon and Silver Spade traveling trophies for the first time since 2016, while it marked the first win for the Miners in Las Cruces since the 2015 season.

The 190 total offensive yards by NM State marked the least yards allowed by a Miner defense since Oct. 25, 2014, at UTSA.

UTEP's offense looked well-oiled early on with the Miners jumping out to 17-0 lead over the Aggies by the end of the opening quarter.

Jacob Cowing was Gavin Hardison's favorite long-ball target with the sophomore receiver enjoying a career day with 158 yards and a touchdown. Cowing's previous career standard was 145 receiving yards at Charlotte in 2019.

UTEP compiled 452 yards of total offense on the night, while only being forced to punt twice in the game.

Hardison was 11-of-16 passing for 249 yards and a touchdown, while Cowing led the Miners in receiving.

The Miners opened the scoring with a 5-play, 80-yard drive that was capped off by a 5-yard touchdown run by Deion Hankins, the 10th of his young Miner career. Gavin Baechle then added a 35-yard field goal to make it 10-0 with just over nine minutes to go in the first quarter.

Ronald Awatt expanded on UTEP's lead at the end of the first after breaking away for a 34-yard rushing touchdown that capped off a 6-play, 80-yard scoring drive and made it a 17-0 lead for the Miners. NM State never threatened.

Awatt led the way with 11 carries for 74 yards and a touchdown. Dy'vonne Inyang tied a career-high with six total tackles (4 solo) in the win over the Aggies, while the Miner defense combined for three sacks (Jadrian Taylor, Praise Amaewhule, James Neal), 6.0 tackles for loss and two forced fumbles. NM State did not record a sack in the game.



SCORING SUMMARY

NORTH TEXAS 0 14 14 3 31
UTEP 0 13 0 0 13

QTR	TIME	SCORING PLAY
2nd	13:58	UTEP- Smith 32-yd pass from Hardison (Baechle kick), 5-90, 01:05
	10:02	UNT- Bush 7-yard pass from Aune (Mooney kick), 12-88, 03:50
	05:14	UTEP- Baechle 29-yd FG, 10-64, 04:43
01:52		UNT- Adaway III 8-yard rush (Mooney kick), 9-75, 03:22
	00:07	UTEP- Baechle 26-yd FG, 4-0, 00:25
3rd	10:27	UNT- Johnson 9-yd pass from Aune (Mooney kick), 12-75, 04:33
	04:32	UNT- Roberts 11-yd pass from Aune (Mooney kick), 4-50, 01:17
4th	08:05	UNT- Mooney 28-yd FG, 12-57, 06:37

TEAM STATISTICS

	UNT	UTEP
First Downs	24	22
Rushing Attempts-Yards	41-163	30-107
Passing Yards	236	293
Passes	16-29-0	21-48-0
Total Offense	399	400
Punt Returns-Yards	1- (-4)	0-0
Kickoff Returns-Yards	1-12	1-22
Punts-Average	3-34.0	1-45.0
Fumbles-Lost	1-1	1-1
Penalties-Yards	6-65	5-50
Time of Possession	31:23	28:37

INDIVIDUAL STATS

Rushing	UTEP: Awatt 10-36; Hardison 10-29; Hankins 8-27; Smith 1-14; Brownholtz 1-1. UNT: Adeyi 17-80; Johnson 7-37; Adaway III 6-23, 1 TD; Aune 3-15; Ragsdale 7-10; TEAM 1- (-2).
Passing	UTEP: Hardison 21-48-0-293, 1 TD. UNT: Aune 16-29-0-236, 3 TDs.
Receiving	UTEP: Flores 8-122; Smith 7-127, 1 TD; Akharaiyi 3-6; Tupou 1-8; Dawn Jr. 1-6; Awatt 1-1. UNT: Roberts 4-54, 1 TD; Burns 3-72; Ward 3-21; Maclin 2-25; McMillan 1-16; Johnson 1-9, 1 TD; Jackson 1-8; Bush 1-7, 1 TD
Interceptions	UTEP: None. UNT: None
Tackles	UTEP: Knight 7-11; Hylton 7-9; Barnes 3-7; Allen 5-6; Prince 4-6; Wilson Jr. 2-4. UNT: Davis 5-8; Whitlock 4-7; Gaddie 4-5; Nixon III 4-5; Texada 4-4; Richards 2-4.

T GAME 2 at #9 OKLAHOMA



UTEP (0-2)
#9 OKLAHOMA (1-0)

13
45

Norman, Okla. • Oklahoma Memorial Stadium (83,173)

Sept. 3, 2022

Following a sluggish start, the UTEP Miners displayed moments of brilliance on both sides of football over the final three quarters in a 45-13 loss at no. 9 Oklahoma on Sept. 3

UTEP (0-2) trailed 21-0 at the end of the first quarter, but got within 11 points in the second period and was outscored just 24-13 over the final three frames.

Gavin Hardison completed 26-of-43 passes for 244 yards for the Miners. The 26 completions were a career high. Ten UTEP players made a catch — the most for UTEP in a game under coach Dana Dimel — led by Reynaldo Flores (7-76) and Tyrin Smith (8-71).

Dillon Gabriel finished 15-of-23 passing for 233 yards and two TD's for Oklahoma (1-0). Gabriel completed 6-of-7 passes for 128 yards over the opening 15 minutes in leading the Sooners to the 21-0 lead.

The Miners answered with 10 unanswered points. Gavin Baechle's 48-yard field goal put UTEP on the board. Following a three-and-out by the OU offense, Flores keyed the Miners' 10-play, 85-yard drive by making three catches for 44 yards.

Hardison was 5-for-6 for 63 yards on the drive, which ended with a two-yard rushing TD by Ronald Await.

Oklahoma extended its lead to 28-10 on a 28-yard pass from Gabriel to Brayden Willis right before halftime.

The Sooners scored 14 points in the third quarter to put the game out of reach.

Baechle nailed a 54-yard field goal early in the fourth quarter, the longest of his career.

The Miners amassed 316 yards of offense while keeping the Sooners under the 500-yard mark (492). UTEP also played turnover-free football until Calvin Brownholtz's pass was picked off by OU's Gentry Williams late in the fourth quarter.

Eric Gray rushed 16 times for 102 yards for Oklahoma, and Marvin Mims had three catches for 81 yards.

Justin Prince was the Miners' leading tackler with 10 stops despite playing only in the second half while serving out a suspension from last week's game against North Texas.



SCORING SUMMARY

UTEP	0	10	0	3	13
OKLAHOMA	21	7	14	3	45

QTR	TIME	SCORING PLAY
1st	13:43	OU- Gabriel 12-yd rush (Schmit kick), 5-75, 01:17
	09:18	OU- Willis 6-yd pass from Gabriel (Schmit kick), 6-93, 01:48
2nd	06:43	OU- Freeman 46-yd rush (Schmit kick), 2-55, 00:30
	14:12	UTEP- Baechle 48-yd FG, 14-44, 07:31
	08:18	UTEP- Awatt 2-yd rush (Baechle kick), 10-85, 05:10
	00:55	OU- Willis 28-yd pass from Gabriel (Schmit kick), 11-68, 04:01
3rd	10:48	OU- Major 1-yd rush (Schmit kick), 10-80, 02:40
	03:16	OU- Major 6-yd rush (Schmit kick), 7-64, 01:51
4th	14:01	UTEP- Baechle 54-yd FG, 11-38, 04:15
	05:17	OU- Schmit 22-yd FG, 9-37, 05:28

TEAM STATISTICS

	UTEP	OKLAHOMA
First Downs	26	23
Rushing Attempts-Yards	31-28	38-259
Passing Yards	288	233
Passes	31-51-1	15-23-0
Total Offense	316	492
Punt Returns-Yards	2-(-2)	2-17
Kickoff Returns-Yards	2-31	2-51
Punts-Average	5-42.2	3-45.3
Fumbles-Lost	3-0	1-0
Penalties-Yards	6-50	7-59
Time of Possession	38:33	21:27

INDIVIDUAL STATS

Rushing	UTEP: Awatt 12-39, 1 TD, Hankins 6-15; Walker 2-9; Burgess 1-5; Brownholtz 2-8; Akharaiyi 1-6. OU: Gray 16-102; Major 7-54, 2 TDs; Freeman 1-46, 1 TD; Barnes 4-25; Gabriel 6-20, 1 TD; Walker 2-10; Beville 1-4; TEAM 1-(-2).
Passing	UTEP: Hardison 26-42-0. OU: Gabriel 15-23-0, 2 TD.
Receiving	UTEP: Smith 8-71; Flores 7-76; Ballard 5-39; Akharaiyi 4-36; Dawn Jr. 2-9; Tupou 1-24; Clarke 1-13; Awatt; 1-11; Fryar 1-5; Bellon 1-4. OU: Mims 3-81; Willis 3-40, 2 TDs; Wease 3-37; Gray 2-33; Stoops 2-25; Farooq 1-9; Major 1-8.
Interceptions	UTEP: None. OU: None
Tackles	UTEP: Prince 7-10; Knight 6-9; Hylton 3-8; Wallerstedt 2-5; Taylor 3-4. OU: Bowman 7-9; Stutsman 6-9; Ugwoegbu 3-7; Harrington 4-5; White 2-5; Morrison 1-5; Whitter 1-4; Kanak 0-4; Broiles 0-4.

T GAME 3 vs NM STATE



NM STATE (0-3)

UTEP (1-2)

13

20

El Paso, Texas • Sun Bowl Stadium (23,325)

Sept. 10, 2022

Ronald Awatt rushed for 115 yards and a score, and the UTEP defense halted a NM State comeback during a 20-13 victory in the 99th Battle of I-10 in front of 23,325 strong in the Sun Bowl on Sept. 10.

The Miners (1-2, 0-1 Conference USA) jumped out to a 17-0 lead, while taking a 17-6 advantage into the locker room at the half. The Aggies (0-3) got within seven points (20-13), while gaining possession with four minutes left in the contest. But the UTEP defense forced its third turnover of the night to clinch the victory.

For Awatt, it was his first 100-yard game of the season and fourth in his career. Gavin Hardison threw for 166 yards and a touchdown. Tyrin Smith caught five passes for 64 yards and a score, while Reynaldo Flores 43 yards on four receptions. Linebacker Cal Wallerstedt, in his first career start, led the defense with a career-high nine tackles

UTEP got on the board first after Gavin Baechle hit a 29-yard field goal. The Miners built their lead to 10-0 at the 7:07 mark of the second quarter after Hardison found Smith in the end zone for a nine-yard touchdown.

The lead ballooned to 17-0 after James Neal landed on a fumble by the Aggies on the NMSU22. The Miners converted their second turnover into a Awatt 22-yard TD run on the first play from scrimmage with 5:55 left in the first half.

NM State finally got on the board after UTEP muffed a punt in which J.J. Dervil recovered the ball at the UTEP14. Diego Pavia scored on the first play from 14 yards out. Keenan Stewart returned the favor by blocking the extra point to make the count 17-6.

Baechle increased the Miners' lead to 20-6 after converting his second field goal of the game. Following the field goal, the Aggies made the count 20-13 after Pavia capped a 75-yard, 16-play drive with an 11-yard rushing score.

e Aggies forced a three-and-out that gave them the ball at their own 27-yard line. NM State got to the UTEP13 and failed on a pass attempt into the end zone that was broken up by Johnson. Pavia followed with another incompleton, and then Bryton Thompson forced Pavia to fumble in which Wallerstedt made the recovery to seal the deal.



SCORING SUMMARY

NM STATE	0	0	6	7	13
UTEP	3	14	3	0	20

QTR	TIME	SCORING PLAY
1st	06:42	UTEP- Baechle 29-yd FG (17-63, 08:18)
2nd	07:07	UTEP- Smith 9-yd pass from Hardison (Baechle kick), 6-65, 03:28
	05:55	UTEP- Awatt 22-yd rush (Baechle kick), 1-22, 00:09
3rd	10:50	NMST- Pavia 14-yd rush (Albertson kick blocked) 1-14, 00:07
	00:05	UTEP- Baechle 46-yd FG, 9-52, 04:01
4th	05:43	Pavia 11-yd rush (Albertson kick), 16-75, 09:22.

TEAM STATISTICS

	NMST	UTEP
First Downs	17	17
Rushing Attempts-Yards	40-187	31-108
Passing Yards	111	153
Passes	8-25-1	12-27-0
Total Offense	298	261
Punt Returns-Yards	1-4	1-(-3)
Kickoff Returns-Yards	0-0	0-0
Punts-Average	6-43.5	6-49.7
Fumbles-Lost	3-2	3-2
Penalties-Yards	7-85	5-55
Time of Possession	31:42	28:18

INDIVIDUAL STATS

Rushing	<p>UTEP: Awatt 22-115, 1 TD; Hankins 4-6; TEAM 1-(-2); Hardison 4-(-11).</p> <p>NMST: Pavia 15-69, 2 TDs; Brady 2-50; Thomas 11-47; Jones 7-23; Watkins 4-(-1); Frakes 1-(-1).</p>
Passing	<p>UTEP: Hardison 12-27-0-153, 1 TD.</p> <p>NMST: Pavia 7-20-0-100; Frakes 1-5-1-11.</p>
Receiving	<p>UTEP: Smith 4-56, 1 TD; Flores 4-38; Tupou 2-24; Thompson 1-20; Awatt 1-15.</p> <p>NMST: Thomas 2-50; Brady 2-19; Bellamy 2-17; Jones 1-14; Watkins 1-11.</p>
Interceptions	<p>UTEP: None.</p> <p>NMST: None</p>
Tackles	<p>UTEP: Wallerstedt 3-9; Amaewhule 3-6; Hylton 3-6; Westmoreland 2-5; Thompson 2-5; Neal 3-4; James 2-4; Shelton 2-4.</p> <p>NMST: Ojoh 4-7; Seldon 3-7; Brohard 2-5; Jackson 1-5; Elliot 3-4.</p>

T GAME 4 at NEW MEXICO



UTEP (1-3)
NEW MEXICO (2-1)

10
27

Albuquerque, N.M. • University Stadium (15,269)

Sept. 17, 2022

New Mexico built a 20-3 halftime lead and kept UTEP out of the end zone until late in the game, as the Lobos knocked off the Miners, 27-10, on Sept. 17.

The Lobos (2-1) gained 217 yards to the Miners' 76 over the first two periods. They scored 17 points in the first 20 minutes of the game — including a 22-yard interception for a score by Reco Hannah — to take a two-touchdown (17-3) lead. They added a 51-yard field goal by George Steinkamp right before the break.

In the second half, the UTEP defense limited New Mexico to 82 yards.

UTEP quarterback Gavin Hardison completed his first three pass attempts before misfiring on nine straight. He was 8-for-23 for 73 yards with two picks in the first half.

Epitomizing the Miners' offensive frustration, Tyrin Smith had a career-long 76-yard reception early in the third quarter - but he was stripped at the goal line, leading to a touchback and Lobos' ball.

Smith had a career-high 183 yards on eight catches.

UTEP scored its lone touchdown with a 4:44 remaining when Deion Hankins barreled in for a one-yard score. That made it 20-10, but the Miners were unable to recover the onside kick.

Hardison finished 19-of-44 passing for 280 yards with three interceptions for the Miners.

The Lobos only scored seven points off the seven UTEP turnovers as the Miner defense stepped up repeatedly. New Mexico had two turnovers, leading to seven Miner points.

Tyrice Knight and Kobe Hylton led the Miners with 14 and 10 tackles, respectively. Cal Wallerstedt had two sacks.

UTEP finished with 353 yards of offense to New Mexico's 299. Lobo quarterback Miles Kendrick finished 13-of-19 for 111 yards, and Nate Jones rushed 21 times for 83 yards and a TD.



SCORING SUMMARY

UTEP	3	0	0	7	10
NEW MEXICO	10	10	0	7	27

QTR	TIME	SCORING PLAY
1st	6:28	UNM- Drzewiecki 37-yd FG, 8-62, 03:56
	6:03	UNM- Hannah 22-yd INT return (Drzewiecki kick)
2nd	01:21	UTEP- Baechle 46-yd FG, 6-13, 01:45
	10:31	UNM- White 3-yd rush (Drzewiecki kick), 8-75, 05:50
4th	00:04	UNM- Steinkamp 51-yd FG, 5-33, 00:38
	04:41	UTEP- Hankins 1-yd rush (Baechle kick), 7-53, 02:07
	02:33	UNM- Jones 5-yd rush (Steinkamp kick), 5-21, 02:04

TEAM STATISTICS

	UTEP	UNM
First Downs	17	17
Rushing Attempts-Yards	21-54	45-188
Passing Yards	299	111
Passes	20-46-4	13-19-1
Total Offense	353	299
Punt Returns-Yards	3-41	0-0
Kickoff Returns-Yards	2-36	0-0
Punts-Average	3-48.7	6-44.0
Fumbles-Lost	3-3	2-1
Penalties-Yards	8-93	8-75
Time of Possession	23:27	36:33

INDIVIDUAL STATS

Rushing	UTEP: Awatt 8-35; Hankins 7-31, 1 TD; Dawn Jr. 1-9; Smith 1-5; TEAM 1-(-1) Hardison 3-(-25). UNM: Jones 21-83, 1 TD; Washington 6-57; Kendrick 8-26; White 8-21, 1 TD; Wysong 2-1.
Passing	UTEP: Hardison 19-44-3-280; Brownholtz 1-2-1-19. UNM: Kendrick 13-19-1-111.
Receiving	UTEP: Smith 8-183; Flores 3-36; Akharaiyi 3-27; Dawn Jr. 3-15; Ballard 1-15; Hankins 1-15; Tupou 1-8. UNM: Wysong 5-37; White 2-35; Porter 2-13; Erickson, Aus. 1-12; Erickson, And. 1-9; Wooden 1-8; Jones 1-(-3).
Interceptions	UTEP: James 1-0. UNM: Hannah 1-22, 1TD; Martin 1-7; Johnson 1-2; Haulcy 1-0.
Tackles	UTEP: Knight 7-14; Hylton 6-10; Barnes 4-7; Wallerstedt 4-7; Shelton 3-6; Stewart 1-5; James 1-5. UNM: Moon 6-11; Reed II 2-6; Odums 3-4; Martin 3-4; Wilson 2-4.

T GAME 5 vs BOISE STATE



BOISE STATE (2-2)

10

UTEP (2-3)

27

El Paso, Texas • Sun Bowl Stadium (11,227)

Sept. 23, 2022

UTEP came out with a game plan and executed it perfectly, defeating Boise State, 27-10 on Sept. 23 in the Sun Bowl. The Miners posted their first ever win over the Broncos.

The Miners (2-3) tamed the Broncos (2-2) to 177 yards of total offense – the least allowed in a game since the 2014 season (at UTSA). The UTEP offense grinded out 322 yards of total offense, including 199 on the ground. UTEP ran the ball 54 times to only 11 pass attempts.

UTEP, a 16-point underdog, won its first game in seven tries against Boise State since the series started in 2000.

Deion Hankins rushed for a game-high 86 yards, his most since the 2020 season, while Jeremiah Ballard – in his first career start – hauled in career-high 64 yards on four receptions, including his first career touchdown on a 42-yard reception from Gavin Hardison. Reynaldo Flores capped the night with a three-yard touchdown – also the first TD of his career – to put UTEP up 27-10 last in the fourth quarter. Flores gained a career-high 41 yards on the ground.

Hardison was efficient on the night, completing 10-of-11 passes for 123 yards and a TD. He was the first Miner since 1999 to have only one incomplection (minimum 10 pass attempts) in a single game.

The Miners controlled the tempo of the game all night, muzzling the Broncos and winning the time of possession 40:35 to 19:25. Boise State rushed for 84 yards, while only passing for 93 yards and averaging 2.7 yards per attempt.

Cal Wallerstedt led the defense, tying his career best with nine tackles. Tyrice Knight tallied seven stops, while Ilijah Johnson tied his career high with three pass breakups. The Miners totaled seven breakups as Dennis Barnes added two of his own.

The defense didn't record a sack but did register a season-high 12 QB hurries. It was the most hurries since the 2009 season. Praise Amaewhule and Keenan Stewart tallied three apiece, while Kelton Moss – after missing last week's game – posted a pair of hurries to go along with four tackles.



SCORING SUMMARY

BOISE STATE	3	0	7	0	10
UTEP	0	10	10	7	27

QTR	TIME	SCORING PLAY
1st	06:57	BSU- Dalms 24-yd FG, 11-33, 05:53
2nd	13:35	UTEP- Baechle 35-yd FG, 14-57, 08:22
	02:10	UTEP- Ballard 42-yd pass from Hardison (Baechle kick), 8-72, 03:50
3rd	13:01	BSU- Cobbs 15-yd pass from Bachmeier (Dalmas kick), 8-75, 01:59
	03:01	UTEP- Baechle 25-yd FG, 13-65, 07:38
	01:01	UTEP- Bellon 47-yd punt return (Baechle kick)
4th	04:25	UTEP- Flores 3-yd rush (Baechle kick), 13-80, 09:10

TEAM STATISTICS

	BSU	UTEP
First Downs	14	17
Rushing Attempts-Yards	19-84	54-199
Passing Yards	93	123
Passes	13-34-0	10-11-0
Total Offense	177	322
Punt Returns-Yards	1-(-2)	2-57-1
Kickoff Returns-Yards	2-42	0-0
Punts-Average	6-44.3	4-38.5
Fumbles-Lost	0-0	0-0
Penalties-Yards	4-21	5-40
Time of Possession	19:25	40:35

INDIVIDUAL STATS

Rushing	UTEP: Hankins 21-86; Awatt 17-52; Flores 9-41, 1 TD; Hardison 7-20. BSU: Holani 16-75; Bachmeier 1-8; Jeanty; 1-3; TEAM 1-(-2).
Passing	UTEP: Hardison 10-11-0-123, 1 TD. BSU: Bachmeier 13-34-0-93, 1 TD.
Receiving	UTEP: Ballard 4-64, 1 TD; Smith 2-25; Flores 2-17; Awatt 1-9; Bellon 1-8. BSU: Cobbs 5-31, 1 TD; Caples 4-32; Bowens 2-17; Hopper 1-11; Lauter 1-2.
Interceptions	UTEP: None. BSU: None.
Tackles	UTEP: Wallerstedt 1-9; Knight 3-7; Shelton 2-6; Hylton 3-4; Barnes 2-4; James 1-4; Moss 0-4. BSU: Schramm 3-16; Skinner 2-13; Washington 3-11; Tarlas 2-9; Biggers 2-6; Robinson 2-6; Gums 1-6; Hawkins 1-6; Matlock 2-5; Jones 1-5.

T GAME 6 at CHARLOTTE



UTEP (3-3, 1-1)
CHARLOTTE (1-5, 0-2)

41
35

Charlotte, N.C. • Jerry Richardson Stadium (15,269)

Oct. 1, 2022

Gavin Hardison threw for three touchdowns, Deion Hankins rushed for 112 yards, Tyrin Smith had 106 yards receiving and the UTEP defense scored 12 points as the Miners came away with their first-ever win in the Eastern time zone, 41-35 at Charlotte on Saturday.

Ilijah Johnson's interception of Charlotte quarterback Chris Reynolds with a little over a minute remaining clinched the historic victory.

UTEP had a 20-point lead early in the fourth quarter before staving off a late comeback attempt by the 49ers (1-5, 0-2 C-USA).

The Miners ended the first half with 24 unanswered points after Charlotte opened an early 7-0 lead. Hardison connected with Smith (17 yards) and Trent Thompson (26 yards) for scores, and Tyrice Knight had a 13-yard fumble return for a score shortly before the break. The last 14 points came in the final 33 seconds of the second quarter.

Following the Miners' scoring binge to end the first half, the 49ers scored two touchdowns in the first four minutes of the second half to get back in the game. Reynolds engineered a three-play, 70-yard drive, hitting Elijah Spencer for a 23-yard TD. Then, following a fumble by the

Miners' Ronald Awatt, Reynolds found Eugene Minter Jr. for a 38-yard catch and Grant Dubose for a two-yard touchdown reception to make the score 24-21.

But the Miners had the answer, as Hardison, on third and six at the UTEP 42-yard line, found Smith streaking down the left sideline for a 58-yard TD to build the lead back to 10 (31-21). Gavin Baechle's 29-yard field goal made the score 34-21 heading to the final period.

The 49ers were driving for another score early in the fourth quarter, but ChaVon McEachern fumbled at the goal line, and Jadrian Taylor returned for a 100-yard touchdown.

"Jadrian Taylor had been bothering me about being a running back," Dimel said candidly. "I told him to leave me alone about it, but after seeing him run down the field I'll take that, he looked pretty doing that."

UTEP suddenly had a 20-point lead, but Charlotte wasn't done. Reynolds led the 49ers on two long scoring drives, the last ending with a 13-yard rushing TD by Shadrick Byrd, to make it 41-35 with 3:11 to play.

The Miners had season-highs with 41 points, 425 yards of offense and 252 rushing yards.



SCORING SUMMARY

UTEP	7	17	10	7	41
CHARLOTTE	7	0	14	14	35

QTR	TIME	SCORING PLAY
1st	9:48	CLT- DuBose 23-yd pass from Reynolds (Zita kick), 9-76, 05:12
	02:01	UTEP- Smith 17-yd pass from Hardison (Baechle kick), 15-75, 07:47
2nd	08:03	UTEP- Baechle 22-yd FG, 12-48, 07:35
	00:33	UTEP- Thompson 26-yd pass from Hardison (Baechle kick), 9-82, 02:55
3rd	00:20	UTEP- Knight 13-yd fumble return (Baechle kick)
	11:37	CLT- Spencer 23-yd pass from Reynolds (Zita kick), 3-70, 01:01
	11:03	CLT- DuBose 2-yd pass from Reynolds (Zita kick), 2-40, 00:23
	08:34	UTEP- Smith 58-yd pass from Hardison (Baechle kick), 5-75, 02:23
4th	00:36	UTEP- Baechle 29-yd FG, 7-58, 04:09
	13:46	UTEP- Taylor 100-yd fumble return (Baechle kick)
	09:27	CLT- Tucker 6-yd pass from Reynolds (Zita kick), 12-75, 04:19
	03:11	Byrd 13-yd rush (Zita kick), 12-80, 03:08

TEAM STATISTICS

	UTEP	CLT
First Downs	20	27
Rushing Attempts-Yards	45-252	27-100
Passing Yards	173	347
Passes	10-14-0	21-38-1
Total Offense	425	447
Punt Returns-Yards	2-1	2-11
Kickoff Returns-Yards	3-41	4-75
Punts-Average	3-46.0	3-41.0
Fumbles-Lost	3-1	3-2
Penalties-Yards	10-99	8-76
Time of Possession	33:40	26:20

INDIVIDUAL STATS

Rushing	UTEP: Hankins 20-112; Awatt 13-88; Hardison 5-50; Brownholtz 4-4; Flores 1-3; TEAM 3-(-5). CLT: Byrd 13-80, 1 TD; Rutledge 3-35; McEachern 5-14; Tucker 1-11; Foster 1-(-7); Reynolds 4-(-33).
Passing	UTEP: Hardison 10-14-0-173, 3 TDs. CLT: Reynolds 21-37-1-347, 4 TDs; Foster 0-1-0-0.
Receiving	UTEP: Smith 4-106, 2 TDs; Flores 3-31; Thompson 1-26, 1 TD; Akhariyi 1-6; Hankins 1-4. CLT: Spencer 7-160, 1 TD; DuBose 6-55, 2 TDs; Tucker 3-19, 1 TD; Minter 2-44; Byrd 2-28; Rutledge 1-36.
Interceptions	UTEP: Johnson 1-0. CLT: None.
Tackles	UTEP: Hylton 6-9; Wallerstedt; 4-8; Knight 5-7; James 2-5; Taylor 3-4; Moss 1-4. CLT: Parker 6-8; Jones 4-8; Howard 4-7; Groulx 2-6; Monroe 2-6; Turner 0-6; Siddiq 2-5; Williford 1-5; Morgan 1-5; Boykins 2-4; Watts 1-4.

T GAME 7 at LA TECH



UTEP (3-4, 1-2)

31

LA TECH (2-3, 1-0)

41

Ruston, La. • Joe Aillet Stadium (16,375)

Oct. 8, 2022

UTEP cut a 20-point deficit down to six with about 10 minutes remaining, but the Miners couldn't complete the comeback and stumbled at LA Tech, 41-31, on Saturday.

After trailing 30-10 at halftime, UTEP sliced the deficit to 30-24 on a 44-yard pass from Gavin Hardison to Trent Thompson with 10:18 to go. But the Bulldogs answered with a four-play, 87-yard TD drive, as Parker McNeil threw a 15-yard scoring pass to Smoke Harris that put the game away.

"I liked the way - when we were down 20 at the half - came back and fought and did some really good things there in the second half and got the game within one score," UTEP Head Coach Dana Dimel said. "But we have to get better scoring more in the redzone, which is really obvious. We have to finish drives, eliminate turnovers and not give up the big plays. That was a big part of the game. [LA Tech] did a better job making less mistakes and making more plays."

The Miners finished a demanding stretch of seven games in seven weeks with a 3-4 record, 1-2 in Conference USA. They will be home for three of the next four contests as they try to reach back-to-back bowls for the first time in 17 years.

UTEP finished the night with three drives that ended inside the Bulldog 15 but produced no points, and another that resulted in a field goal.

The Miners fell behind 30-10 following a first half riddled with turnovers. The Bulldogs converted three UTEP giveaways into 14 points. Meanwhile, McNeil dissected the Miner defense, completing 16-of-20 passes for 187 yards and three touchdowns. The Bulldogs had 260 yards of offense in the first half.

The second half was a much better performance by the Miners, who outscored the Bulldogs 21-11 (all in the fourth quarter) while limiting them to 120 yards. But the damage had been done.

UTEP turned over the football four times on the night, leading to 17 points for the Bulldogs. Hardison threw three interceptions.

The Miners had success running the football, averaging 4.8 yards per carry as Ronald Awatt (66) and Deion Hankins (64) combined for 130 yards on the ground. Hardison attempted a career-high 51 passes and threw for 320 yards. The Miners' 501 yards of offense were their most in a Conference USA game since 2016.



SCORING SUMMARY

UTEP	3	7	0	21	31
LA TECH	20	10	0	11	41

QTR	TIME	SCORING PLAY
1st	13:26	LT- Magee 8-yd pass from McNeil (Barnes kick), 6-74, 01:27
	08:47	LT- Harris 38-yd pass from McNeil (Barnes kick), 4-47, 01:35
	04:00	UTEP- Baechle 31-yd FG, 10-63, 05:39
2nd	00:02	LT- Harris 9-yd pass from McNeil (Barnes kick blocked), 11-75, 00:38
	06:59	UTEP- Hankins 5-yd rush (Baechle kick), 9-68, 04:31
	02:23	LT- Brooks 44-yd interception return (Barnes kick)
4th	13:20	UTEP- Flores 3-yd rush (Baechle kick), (Baechle kick), 7-49, 02:14
	10:18	UTEP- Thompson 44-yd pass from Hardison (Baechle kick), 2-48, 00:54
	08:54	LT- Harris 15-yd pass from McNeil (Harris pass from McNeil), 2-48, 00:54
	04:28	LT- Buchanan 52-yd FG, 4-6, 00:29
	02:08	UTEP- Bellon 52-yd pass from Hardison (Baechle kick), 9-75, 02:20

TEAM STATISTICS

	UTEP	LT
First Downs	27	18
Rushing Attempts-Yards	38-181	33-114
Passing Yards	320	266
Passes	23-51-3	18-27-0
Total Offense	501	380
Punt Returns-Yards	0-0	1-12
Kickoff Returns-Yards	3-56	3-73
Punts-Average	2-34.0	3-39.3
Fumbles-Lost	1-1	2-2
Penalties-Yards	4-40	6-58
Time of Possession	34:34	25:26

INDIVIDUAL STATS

Rushing	UTEP: Awatt 15-66; Hankins 14-64, 1 TD; Hardison 7-29; Flores 2-22, 1 TD. LT: Crosby 14-75; Thornton 5-30; Garner 8-17; Lewis 1-8; TEAM 2-(-2); McNeil 2-(-14).
Passing	UTEP: Hardison 23-51-3-320, 2 TDs. LT: McNeil 18-27-0-266, 4 TDs.
Receiving	UTEP: Flores 6-73; Smith 6-48; Clarke 3-15; Bellon 2-61, 1 TD; Thompson 2-53, 1 TD; Soto 1-21; Akharaiyi 1-18; Hankins 1-16; Fryar 1-15. LT: Hebert 6-76; Harris 5-126, 1 TD; Harris 4-45, 2 TDs; Maxwell 2-11; Magee 1-8.
Interceptions	UTEP: None. LT: Brooks 1-44; Singleton 1-0; Roberts 1-0.
Tackles	UTEP: Hylton 8-10; Knight 3-7; Shelton 3-4; James 3-4; Broussard 1-4; Wallerstedt 0-4; Moss 0-4. LT: Cole 3-11; Williamson 6-10; Grubbs 3-9; Davis 3-8; Morrison 3-7; Johnson 4-6; Singleton 4-6.

GAME 8 vs FAU



FAU (3-5, 2-2)

UTEP (4-4, 2-2)

21

24

El Paso, Texas • Sun Bowl Stadium (12,796)

Oct. 22, 2022

Gavin Baechle connected on a 27-yard field that lifted UTEP to a 24-21 walk-off victory over Florida Atlantic on a windy afternoon on Oct. 22 in the Sun Bowl.

Deion Hankins's career-high 138 yards rushing propelled the Miners (4-4, 2-2 Conference USA) to their third straight win in the Sun Bowl and 10th victory in the last 13 games in the "915." The Owls (3-5, 2-2 C-USA), after taking an eight-point lead (14-6), were outscored 18-7 over the final 24 minutes of the ball game.

For Baechle, the wind didn't bother the senior kicker. His last successful attempt was the 51st of his career, setting a program record. Baechle's make was his 15th consecutive field goal – the most by a UTEP kicker since the 2008 season. Baechle's trio of field goals also tied his career best.

It had also been a while since UTEP fans had witnessed a walk-off winner, as the last time came on Sept. 25, 2010, when Dakota Warren nailed an 18-yard game-winning field goal against Memphis as time expired.

After FAU tied the game at 21, UTEP

received the ball and started the game-winning drive from its own 25. The Miners converted on a pair of third downs that kept the drive moving. The first came on a third-and-6 when Gavin Hardison found Tyrin Smith for a 16-yard reception to the UTEP 45. The second came on a third-and-1 in which Hankins plunged forward for a two-yard gain and a UTEP first down.

UTEP's offense gained 412 yards of total offense, including 234 yards on the ground. UTEP averaged 5.7 yards on 41 attempts. Its offense was also 5-of-5 in the red zone (two touchdowns, three field goals).

Hardison finished the day 16-of-26 with 178 yards and his 33rd career TD pass. Smith concluded the game with 70 yards on seven receptions. Ronald Awatt finished with 99 all-purpose yards (59 rush, 40 rec.).

The UTEP defense yielded FAU to 329 yards. The Owls were averaging 435.7 yards of total offense per game and 29.7 points per contest entering the game. The Miners sacked FAU QB N'Kosi Perry three times, led by Jadrian Taylor's 2.0 sacks.



SCORING SUMMARY

FAU	0	7	7	7	21
UTEP	0	6	8	10	24

QTR	TIME	SCORING PLAY
2nd	11:55	UTEP- Baechle 29-yd FG, 11-51, 05:36
	02:33	FAU- McCammon 32-yd rush (Suarez kick), 8-80, 03:08
	00:30	UTEP- Baechle 32-yd FG, 7-60, 02:03
3rd	05:22	FAU- Young 72-yd interception return (Suarez kick)
	03:57	UTEP- Hardison 5-yd rush (Thompson pass from Hardison) 3-78, 01:18
4th	12:11	UTEP- Flores 4-yd pass from Hardison (Baechle kick), 8-63, 04:43
	04:36	FAU- Evans 17-yd pass from Perry (Suarez kick), 7-89, 02:33
	00:00	UTEP- Baechle 27-yd FG, 13-65, 04:36

TEAM STATISTICS

	FAU	UTEP
First Downs	20	17
Rushing Attempts-Yards	38-165	41-234
Passing Yards	164	178
Passes	12-20-0	16-26-1
Total Offense	329	412
Punt Returns-Yards	1-24	1-3
Kickoff Returns-Yards	1-25	1-19
Punts-Average	4-36.2	5-42.0
Fumbles-Lost	5-1	1-0
Penalties-Yards	3-25	9-56
Time of Possession	24:22	35:38

INDIVIDUAL STATS

Rushing	UTEP: Hankins 17-138; Awatt 15-59; Hardison 8-22, 1 TD; Smith 1-15. FAU: McCammon 13-79, 1 TD; Mobley 9-59; Flord 6-25; Wester 2-13; Perry 8-(-11).
Passing	UTEP: Hardison 16-26-1-178, 1 TD. FAU: Perry 12-20-0-164, 1 TD.
Receiving	UTEP: Smith 7-70; Flores 6-48, 1 TD; Awatt 2-40; Tupou 1-20. FAU: Wester 5-69; Edrine 4-52; Ford 1-25; Evans 1-17; Johnson 1-1.
Interceptions	UTEP: None. FAU: Young 1-72, 1 TD.
Tackles	UTEP: Wallerstedt 2-11; Taylor 4-8; James 4-7; Hylton 4-7; Knight 1-5; Barnes 4-4; Shelton 4-4; Thompson 0-4. FAU: Wester 5-9; Wansley 4-7; Anderson 1-7; Toombs 4-6; Young 4-5; Antoine 4-5; Pettway 3-5.

T GAME 9 vs MIDDLE TENNESSEE



MIDDLE TENNESSEE (4-4, 1-3) 24
UTEP (4-5, 2-3) 13

El Paso, Texas • Sun Bowl Stadium (10,727)

Oct. 29, 2022

UTEP's Tyrin Smith and Cal Wallerstedt produced career numbers but it wasn't enough as Middle Tennessee outscored the Miners 14-3 in the second half on its way to a 24-13 victory on Oct. 29.

Smith tallied a career-best 10 receptions for 117 yards and a touchdown, while Wallerstedt led the way with a game-high and career-most 14 tackles. But UTEP (4-5, 2-3 Conference USA) was called for game-changing penalties and missed opportunities on potential gamebreakers. MT (4-4, 1-3 C-USA) put the game away and chalked up its first league win of the season on a 75-yard touchdown pass Chase Cunningham to Jaylin Lane with 7:20 remaining in the contest.

Two key plays that changed the momentum for the Miners included a dropped pass by Trent Thompson on the first play in the second half that would've gone for a 75-yard score, while the second was an offensive passing interference on Reynaldo Flores that was called after a potential game-tying TD by Smith early in the fourth quarter.

Gavin Baechle got the Miners on the

board at the 11:12 mark of the second quarter, and then hit his second one to cut the deficit to four points (17-13) with 7:30 left in the contest.

MT got on the board first after Zeke Rankin hit a 23-yard field goal at the 12:14 mark of the first quarter. The Blue Raiders then jumped out to a 10-0 lead on a Chase Cunningham 17-yard touchdown pass to Jeremy Tate Jr. at the 2:17 mark of the first quarter.

UTEP answered on a Baechle 47-yard field goal at the 11:12 mark of the second to get within seven points (10-3).

The Miners then tied the game 10-10 on a Gavin Hardison four-yard strike to Smith with 27 seconds remaining in the half.

MT regained the lead in the middle of the third quarter. Cunningham a six-yard pass to Lane at the 6:41 mark of the third to make the count 17-10 and never trailed again.

Hardison finished 19-of-34 for 177 yards a TD and INT. Deion Hankins led the way with 68 yards on 13 attempts (5.2 avg.).



SCORING SUMMARY

MTSU	10	0	7	7	24
UTEP	0	10	0	3	13

QTR	TIME	SCORING PLAY
1st	12:14	MTSU- Rankin 23-yd FG, 8-68, 02:46
	02:17	MTUS- Tate Jr. 17-yd pass from Cunningham (Rankin kick), 7-39, 03:04
2nd	11:12	UTEP- Baechle 47-yd FG, 11-49, 05:59
	00:27	UTEP- Smith 4-yd pass from Hardison (Baechle kick), 14-83, 03:22
3rd	06:41	MTSU- England-Chisolm 6-yd pass from Cunningham (Rankin kick), 6-36, 03:19
4th	07:30	UTEP- Baechle 47-yd FG, 10-59, 04:53
	07:20	MTSA- Lane 75-yd pass from Cunningham (Rankin kick), 1-75, 00:10

TEAM STATISTICS

	MTSU	UTEP
First Downs	20	19
Rushing Attempts-Yards	35-113	34-101
Passing Yards	265	191
Passes	21-27-0	20-35-1
Total Offense	378	292
Punt Returns-Yards	4-14	2-(-1)
Kickoff Returns-Yards	0-0	3-51
Punts-Average	5-47.8	6-44.7
Fumbles-Lost	1-1	0-0
Penalties-Yards	7-43	8-67
Time of Possession	27:27	32:33

INDIVIDUAL STATS

Rushing	UTEP: Hankins 13-68; Awatt 12-48; Hardison 9-(-15). MTSU: Peasant 20-96; Bracy 4-12; Ervin 3-11; England-Chisolm 1-5; Lane 1-2; Cunningham 6-(-13).
Passing	UTEP: Hardison 19-34-1-177, 1 TD. MTSU: Cunningham 21-27-265, 3 TDs.
Receiving	UTEP: Smith 10-117, 1 TD; Flores 3-31; Akharaiyi 3-22; Thompson 2-3; Tupou 1-14; Hankins 1-7. MTSU: Lane 7-147, 1 TD; Tate Jr. 3-33, 1 TD; Ali 3-17; Gathings 2-22; Peasant 2-18; Metcalf 1-13; Ervin 1-7; England-Chisolm 1-6, 1 TD; Bracy 1-2.
Interceptions	UTEP: None. MTSU: Thomas 1-4.
Tackles	UTEP: Wallerstedt 6-14; Knight 6-10; Amaewhule 3-7; Hylton 2-7; Stewart 1-7; Taylor 3-5; James 1-5; Wilson 0-4. MTSU: Ross 5-8; Fluellen 4-8; Stanley 5-7; Thomas 5-6; Ferguson 3-6; Patterson 3-5; Hughes 2-5; Wyatt 2-4.

GAME 10 at RICE



UTEP (4-6, 2-4)

RICE (5-4, 3-2)

30

37

Houston, Texas • Rice Stadium (18,326)

Nov, 3 2022

T.J. McMahon connected with Bradley Rozner for a 23-yard touchdown pass with 25 seconds left, leading Rice to a 37-30 victory over UTEP on Nov. 3.

The loss dealt a major blow to the Miners' bowl hopes, as they dropped to 4-6 overall and 2-4 in Conference USA with two games to play.

After UTEP tied the game with 2:35 to go on a 32-yard field goal by Gavin Baechle — his third of the night — the Owls (5-4, 3-2 C-USA) were able to move 75 yards on seven plays for the game winner.

The Owls racked up 284 yards in the first half, and scored on four of five possessions with two touchdowns. An interception by Ilijah Johnson's quelled the other drive, and the Miners capitalized with a seven-yard touchdown pass from Gavin Hardison to James Tupou to tie the game at 17 late in the second quarter. But Rice's Christian VanSickle hit a 21-yard field goal to send the Owls to the locker room with a 20-17 advantage.

A 27-yard touchdown pass from

McMahon to Jack Bradley put Rice ahead 27-20 late in the third quarter.

On the Miners' next series, Hardison was injured and Calvin Brownholtz came in to engineer an 11-play, 75-yard scoring drive. Brownholtz finished it off himself, rushing for a 25-yard TD to knot the score.

The Owls retook the lead with a 38-yard field goal. Baechle's field goal tied it at 30 with 2:35 to play, but the Miners couldn't get a stop when they needed it.

UTEP finished with 313 yards off of a balanced offensive attack (159 passing, 154 rushing). Brownholtz was a revelation in limited duty, completing 7-of-10 passes for 56 yards and rushing eight times for 64 yards.

Hardison was 8-for-18 passing for 103 yards and a TD. Smith was UTEP's top receiver with six catches for 79 yards.

A pair of Miners — Tyrice Knight (12) and Cal Wallerstedt (10) — put up double-digit tackles.



SCORING SUMMARY

UTEP	7	10	3	10	30
RICE	10	10	7	10	37

QTR	TIME	SCORING PLAY
1st	11:41	UTEP- Hankins 2-yd rush (Baechle kick), 8-78, 03:13
	05:49	Rice- VanSickle 43-yd FG, 12-50, 05:52
	00:33	Rice- West 1-yd rush (VanSickle kick), 7-57, 03:41
2nd	12:06	UTEP- Baechle 46-yd FG, 8-46, 03:27
	10:26	Rice- McMahon 2-yd rush (VanSickle kick), 4-75, 01:40
	03:04	UTEP- Tupou 7 yd-pass from Hardison (Baechle kick), 9-47, 04:48
3rd	00:16	Rice- VanSickle 21-yd FG, 12-72, 02:48
	03:55	UTEP- Baechle 51-yd FG, 7-13, 02:06
	01:23	Rice- Bradley 27-yd pass from McMahon (VanSickle kick), 5-75, 02:32
4th	11:17	UTEP- Brownholtz 25-yd rush (Baechle kick), 11-75, 05:06
	06:52	Rice- VanSickle 38-yd FG, 8-46, 04:19
	02:35	UTEP- Baechle 32-yd FG, 9-60, 04:17
	00:25	Rice- Rozner 23-yd pass from McMahon (VanSickle kick), 7-75, 02:10

TEAM STATISTICS

	UTEP	RICE
First Downs	15	21
Rushing Attempts-Yards	36-154	32-168
Passing Yards	159	334
Passes	15-28-0	21-31-1
Total Offense	313	502
Punt Returns-Yards	0-0	1-32
Kickoff Returns-Yards	2-22	1-28
Punts-Average	4-43.8	2-35.5
Fumbles-Lost	0-0	1-1
Penalties-Yards	4-24	5-40
Time of Possession	31:21	28:39

INDIVIDUAL STATS

Rushing	UTEP: Brownholtz 8-64, 1 TD; Hankins 9-42, 1 TD; Awatt 9-33; Hardison 6-11; Flores 2-8; TEAM 1-(-1); Smith 1-(-3). RICE: Otoviano 6-65; Montgomery 8-58; McMahon 10-23, 1 TD; McCaffrey 2-20; Connors 1-1; West 4-1; Campbell 1-0.
Passing	UTEP: Hardison 8-18-0-103, 1 TD; Brownholtz 7-10-0-56. RICE: McMahon 21-31-1-334, 2 TDs.
Receiving	UTEP: Smith 6-79; Flores 3-18; Thompson 2-48; Tupou 2-10, 1 TD; Akharaiyi 1-20. RICE: Rozner 6-142, 1 TD; Esdale 5-58; McCaffrey 4-34; Bradley 2-31, 1 TD; Montgomery 1-35; Campbell 1-13; Connors 1-7; Broen 1-5.
Interceptions	UTEP: Tuialuuluu 1-0. RICE: None.
Tackles	UTEP: Knight 4-12; Wallerstedt 5-10; Hylton 4-9; Johnson 5-6; Barnes 4-6; James 1-5. RICE: Morrison 2-9; Taylor 5-8; Lockhart 4-8; Chamberlain 3-6; Conti 3-6; Titre 1-5.

T GAME 11 vs FIU



FIU (4-7, 2-5)

6

UTEP (5-6, 3-4)

40

El Paso, Texas • Sun Bowl Stadium (10,758)

Nov. 19, 2022

UTEP kept its bowl eligibility hopes alive as it dominated FIU on both sides of the ball during a 40-6 victory on "Senior Day" on Nov. 19 in the Sun Bowl.

The Miners (5-6, 3-4 Conference USA) racked up season highs in total offense (525 yards) and first downs (29), while the Panthers (4-7, 2-5 C-USA) only gained 71 yards of total offense and five first downs. FIU was also 2-of-12 on third downs. For UTEP, it was the fifth-fewest yards allowed in league history.

UTEP led 38-0 at the half, its most point scored in the first half since leading Texas Southern 38-0 going into the locker room in 2007. The Miners' 38-first half points is a modern-day school record in a conference game.

Reynaldo Flores, who originally came to UTEP as a running back, got back to his roots and rushed for a career-high 128 yards on 13 carries (9.8 avg.) and a career-best two touchdowns. Overall, Flores tallied a career-best 149 all-purpose yards as he added 21 yards on two receptions.

UTEP tallied 335 yards on the ground, the most in the Dana Dimel era, and most

since the 2016 finale versus North Texas (384). Ronald Awatt added 84 yards on 17 carries (4.9 avg.), while Deion Hankins grinded out 81 yards on 14 attempts (5.8 avg.).

Calvin Brownholtz threw for a 190 yards on a career-high 12 completions. He connected on 66.7 percent (12-18) of his passes and tied his career best with two touchdown passes.

Kelly Akharaiyi finally produced a breakout game, gaining a career-high 99 yards on three receptions. The sophomore transfer also added his first career score - a career-long 68-yard touchdown.

Cal Wallerstedt led the way with seven tackles, while Kelton Moss recorded his first sack of the season. Jadrian Taylor and Keenan Stewart each tallied half a sack.

FIU got on the board on an 84-yard fumble return by LB Alex Nobles early in the fourth quarter.

UTEP capped its scoring with a safety with 5:14 left in the contest.



SCORING SUMMARY

FIU	0	0	0	6	6
UTEP	14	24	0	2	40

QTR	TIME	SCORING PLAY
1st	09:15	UTEP- Brownholtz 1-yd rush (Baechle kick), 11-75, 05:45
	01:05	UTEP- Flores 10-yd rush (Baechle kick), 8-59, 04:20
2nd	09:05	UTEP- Flores 43-yd rush (Baechle kick), 5-75, 02:52
	03:52	UTEP- Smith 17-yd pass from Brownholtz (Baechle kick), 6-69, 03:12
	02:15	UTEP- Akharaiyi 68-yd pass from Brownholtz (Baechle kick), 1-68, 00:11
4th	00:02	UTEP- Baechle 26-yd FG, 7-34, 00:59
	14:04	FIU- Nobles 84-yd fumble return (Carlson rush failed)
	05:14	UTEP- SAFETY

TEAM STATISTICS

	FIU	UTEP
First Downs	5	29
Rushing Attempts-Yards	22-15	61-335
Passing Yards	56	190
Passes	6-21-1	12-18-0
Total Offense	71	525
Punt Returns-Yards	1-0	0-0
Kickoff Returns-Yards	0-0	1-17
Punts-Average	8-42.2	4-40.8
Fumbles-Lost	0-0	1-1
Penalties-Yards	3-40	3-30
Time of Possession	18:00	42:00

INDIVIDUAL STATS

Rushing	UTEP: Flores 13-128, 2 TDs; Awatt 17-84; Hankins 14-81; Brownholtz 8-31, 1 TD; Tupou 1-12; Joseph 3-4; Burgess Jr. 3-(-2); FIU: Joseph 8-10; Wilson Jr. 5-10; Carlson 3-8; TEAM 1-(-2); Jackson 1-(-2); James 4-(-9).
Passing	UTEP: Brownholtz 12-18-0-190, 2 TDs. FIU: James 6-16-1-56; Carlson 0-5-0-0
Receiving	UTEP: Smith 5-58, 1 TD; Akharaiyi 3-99, 1 TD; Flores 2-21; Dawn Jr. 1-7; Tupou 1-5. FIU: Bracey 2-18; Chambers 2; 9; Fairweather 1-22; Joseph 1-7.
Interceptions	UTEP: Theard 1-6. FIU: None.
Tackles	UTEP: Wallerstedt 2-7; Hylton 3-5; James 2-4; Thompson 2-3. FIU: Manuel 5-9; Barnadel 5-9; Daniel 4-7; Guerad 2-7; Potts 3-6; Hill 2-6; Peterson 4-5; Coleman 3-5; Volmar 2-5.

T GAME 12 at #25 UTSA



UTEP (5-7, 3-5) **31**
#25 UTSA (10-2, 8-0) **34**

San Antonio, Texas • Alamodome (26,061)

Nov. 26, 2022

Frank Harris threw for 382 yards and three touchdowns, and No. 25 UTSA overcame a 24-0 second-quarter deficit to hand the UTEP Miners a 34-31 loss in their 2022 season finale on Nov. 26.

Jared Sackett's 28-yard field goal with three seconds left was the game winner and put the finishing touches on a 34-7 scoring run by the Roadrunners

Despite a gallant effort, UTEP's bid to make back-to-back bowl games was thwarted as the Miners cap the campaign with a 5-7 record, 3-5 in Conference USA.

The Miners stunned the heavily-favored Roadrunners by scoring the game's first 24 points. Calvin Brownholtz connected with James Tupou (15 yards) and Tyrin Smith (45 yards) for scores, and later ran for a 23-yard TD. Sandwiched in-between was a 44-yard field goal by Gavin Baechle.

UTSA finally got on the board with 5:15 remaining in the second quarter when Harris found Joshua Cephus streaking down the field for a 65-yard touchdown. A few minutes later, UTSA got within 10 when Dadrian Taylor picked off Brownholtz's pass deep in Roadrunner

territory and ran it back 73 yards for a score.

UTEP had 341 yards at halftime — 190 passing and 151 rushing - to UTSA's 162. The second half was a different outcome, as the Roadrunners compiled 296 yards, held the Miners to 157, and outscored the visitors 20-7 over the final 30 minutes.

Brownholtz led a six-play, 66-yard drive, culminating in a five-yard rushing score by Rey Flores for a 31-14 lead.

The Roadrunners utilized their quick-strike offense to pull within 10 once again, 31-21 on a 14-yard TD pass from Harris to Zakhari Franklin. A 51-yard field goal by Sackett late in the third quarter trimmed the UTEP lead to 31-24. Tykee Ogle-Kellogg caught a 70-yard touchdown pass from Harris to tie the game and UTSA eventually won it on the field goal.

Brownholtz completed 11-of-24 passes for 189 yards for UTEP, while rushing 10 times for 51 yards.

Smith caught four passes for 99 yards, becoming the eighth receiver in school history to have a 1,000-yard campaign.



SCORING SUMMARY

UTEP	14	10	7	0	31
UTSA	0	14	17	3	34

QTR	TIME	SCORING PLAY
1st	07:56	UTEP- Tupou 15-yd pass from Brownholtz (Baechle kick), 5-70, 02:48
	03:26	UTEP- Smith 45-yd pass from Brownholtz (Baechle kick), 5-71, 02:10
2nd	11:01	UTEP- Baechle 44-yd FG, 12-57, 06:43
	07:03	UTEP- Brownholtz 23-yd rush (Baechle kick), 3-69, 01:56
	05:15	UTSA- Cephus 65-yd pass from Harris (Sackett kick), 5-75, 01:48
3rd	01:34	UTSA- Taylor 73-yd interception return (Sackett kick)
	11:56	UTEP- Flores 5-yd rush (Baechle kick), 6-66, 02:56
	09:49	UTSA- Franklin 14-yd pass from Harris (Sackett kick), 6-75, 02:07
	02:20	UTSA- Sackett 51-yd FG, 7-30, 02:24
4th	00:00	UTSA- Ogle-Kellogg 70-yd pass from Harris (Sackett kick), 1-70, 00:12
	00:04	UTSA- Sackett 28-yd FG, 8-73, 03:59

TEAM STATISTICS

	UTEP	UTSA
First Downs	26	20
Rushing Attempts-Yards	42-253	33-76
Passing Yards	245	382
Passes	12-25-2	16-24-0
Total Offense	498	458
Punt Returns-Yards	2-4	1-17
Kickoff Returns-Yards	2-45	1-18
Punts-Average	3-47.7	3-50.3
Fumbles-Lost	2-0	0-0
Penalties-Yards	11-65	8-75
Time of Possession	36:14	23:46

INDIVIDUAL STATS

Rushing	UTEP: Awatt 13-79; Flores 11-74, 1 TD; Brownholtz 10-51, 1 TD; Hankins 7-31; Thompson 0-13; Smith 1-5. UTSA: Barnes 15-55; Harris 12-14; Brady 4-9; Cardenas 1-1; TEAM 1-(-3).
Passing	UTEP: Brownholtz 11-24-2-189, 2 TDs; Smith 1-1-0-56. UTSA: Harris 16-22-0-382, 3 TDs; Lee Marburger 0-2-0-0.
Receiving	UTEP: Smith 4-99, 1 TD; Tupou 2-39, 1 TD; Flores 2-23; Akharaiyi 2-18; Thompson 1-56; Bellon 1-10. UTSA: Franklin 7-126, 1 TD; Ogle-Kellogg 4-141, 1 TD; Barnes 2-28; Cephus 1-65, 1 TD; Cardenas 1-11; Carpenter 1-10.
Interceptions	UTEP: None. UTSA: None.
Tackles	UTEP: Wallerstedt 2-9; Knight 4-8; Hylton 5-7; UTSA: Ligon 4-9; Mayfield Jr. 5-8; Hamanson 0-7; Nwachuku 4-6; Fortune 4-5; Moore 1-5; Robinson 1-5.

INDIVIDUAL GAME BESTS

TOTAL OFFENSE

TOTAL YARDS

PLAYER	OPPONENT	YEAR	PLYS	YDS
1. Trevor Vittatoe	vs. Marshall	2009	40	517
2. Bill Craig	at Colorado State	1970	63	485
3. Billy Stevens	vs. North Texas	1965	39	483
4. Sammy Garza	vs. Northern Michigan	1986	54	474
5. Jordan Palmer	at UAB	2006	43	450
6. Jordan Palmer	at Memphis	2005	59	425
7. Brooks Dawson	vs. New Mexico State	1967	55	424
8. Sammy Garza	vs. Utah	1986	43	420
9. Jordan Palmer	vs. New Mexico State	2006	28	416
10. Trevor Vittatoe	vs. SMU	2008	37	412
11. Trevor Vittatoe	vs. UAB	2009	49	408
12. Ken Heineman	vs. Northern Arizona	1937	33	407
13. Sammy Garza	at New Mexico	1986	60	403
14. Trevor Vittatoe	at SMU	2009	45	390
15. Trevor Vittatoe	at Houston	2008	49	389
16. Jordan Palmer	vs. Houston	2005	53	387
17. Jordan Palmer	at Rice	2005	33	386
Jameill Showers	at Colorado State	2013	58	386
19. Howard Gasser	vs. Utah	1989	51	382
20. Brooks Dawson	at New Mexico	1967	25	381
21. Jordan Palmer	vs. Texas Tech	2006	53	377
22. Trevor Vittatoe	vs. East Carolina	2007	58	375
23. Pat Hegarty	at Utah	1987	42	370
24. Nick Lamaison	vs. Stony Brook	2011	42	369
25. Oscar Ramirez	vs. Colorado State	1977	40	365
Trevor Vittatoe	at Houston	2010	57	365
27. Rocky Perez	vs. Rice	2000	43	363
28. Bill Craig	vs. New Mexico State	1969	57	356
29. Billy Stevens	vs. Texas-Arlington	1966	25	354
30. Brandon Jones	at WKU	2018	32	353
31. John Rayborn	at Utah	1998	48	350
32. Shawn Gray	vs. Fresno State	1994	50	349
Jordan Palmer	vs. UAB	2005	62	349
34. Wesley Phillips	vs. San Jose State	2001	38	345
35. Howard Gasser	at Air Force	1989	57	344
36. John Rayborn	at Air Force	1995	41	343
Donald Buckram	at Tulane	2009	37	343
38. Brooks Dawson	vs. North Texas	1968	61	342
Howard Gasser	vs. Air Force	1990	53	342
Trevor Vittatoe	at Rice	2007	61	342
41. Brooks Dawson	vs. UC-Santa Barbara	1968	67	341
42. Jordan Palmer	vs. SMU	2004	28	340
43. Jordan Palmer	at Marshall	2006	59	337
44. Trevor Vittatoe	vs. Rice	2010	34	335
45. Howard Gasser	at BYU	1989	61	334
Jordan Palmer	at SMU	2005	53	334
47. Billy Stevens	vs. Arizona State	1965	53	333
Jay Stuckey	at Rice	1999	31	333
Gavin Hardison	vs. Rice	2021	38	333
50. Omar Duarte	vs. SMU	2002	43	330
51. Jordan Palmer	vs. Tulsa	2005	39	327
Gavin Hardison	at Florida Atlantic	2021	46	327

SINGLE-GAME TOTAL PLAYS

PLAYER	OPPONENT	YEAR	PLYS
1. Brooks Dawson	vs. UC-Santa Barbara	1968	67
2. Owen Price	vs. Loyola-Marymount	1941	65
3. Billy Stevens	vs. West Texas State	1965	64
4. Bill Craig	at Colorado State	1970	63
5. Jordan Palmer	vs. UAB	2005	62
6. Brooks Dawson	vs. North Texas	1968	61
Howard Gasser	at BYU	1989	61
Trevor Vittatoe	at Rice	2007	61
9. Sammy Garza	at New Mexico	1986	60
10. Jordan Palmer	at Marshall	2005	59
Jordan Palmer	at Memphis	2005	59

ALL-PURPOSE YARDS

PLAYER	OPPONENT	YEAR	YDS
1. Chuck Hughes	vs. North Texas	1965	401
2. Chuck Hughes	vs. Arizona State	1965	360
3. Fred Wendt	vs. New Mexico State	1948	352
4. Donald Buckram	at Tulane	2009	343
5. Aaron Jones	vs. North Texas	2016	312
6. Donald Buckram	at SMU	2009	307
7. Howard Jackson	vs. Louisiana Tech	2003	297
8. Ken Heineman	vs. Northern Arizona	1937	296
9. Howard Jackson	vs. Rice	2002	295
10. Aaron Jones	vs. NM State	2016	292

RUSHING

YARDS PER CARRY (minimum 10 attempts)

PLAYER	OPPONENT	YEAR	AVG
1. Fred Wendt	vs. Houston	1948	16.6
2. Aaron Jones	vs. Houston Baptist	2016	16.3
3. Fred Wendt	vs. New Mexico State	1948	13.0
4. Fred Wendt	vs. McMurry	1948	12.6
5. Aaron Jones	vs. North Texas	2016	12.5
6. Pug Gabrel	vs. West Texas State	1948	12.3
7. Fred Wendt	vs. BYU	1948	12.0
Willie Fuller	at New Mexico	1988	12.0
9. Aaron Jones	vs. New Mexico	2013	11.5
10. Aaron Jones	vs. North Texas	2014	11.1

RUSHING ATTEMPTS

PLAYER	OPPONENT	YEAR	ATT
1. Delbert Thompson	at New Mexico State	1980	38
Toraino Singleton	vs. Eastern Illinois	1994	38
Paul Smith	at Fresno State	1999	38
4. John Harvey	at Utah	1987	37
Toraino Singleton	at New Mexico	1994	37
Toraino Singleton	vs. Valdosta State	1995	37
Toraino Singleton	vs. New Mexico	1995	37
8. Mike Belew	vs. Utah	1974	36
Toraino Singleton	vs. New Mexico State	1994	36
Toraino Singleton	at Tulsa	1994	36

RUSHING TOUCHDOWNS

PLAYER	OPPONENT	YEAR	TD
1. Fred Wendt	vs. New Mexico State	1948	6
2. Fred Wendt	vs. BYU	1948	4
Jack Burris	vs. Hawaii	1952	4
John Harvey	vs. Weber State	1988	4
Howard Jackson	vs. Sacramento State	2002	4
Donald Buckram	vs. Houston	2009	4
Aaron Jones	vs. North Texas	2016	4
8. Deion Hankins	at ULM	2020	3
Owen Price	vs. New Mexico State	1940	3
Fred Wendt	vs. McMurry	1948	3
Pug Gabrel	vs. New Mexico State	1949	3
Pug Gabrel	at BYU	1949	3
Clovis Riley	vs. New Mexico State	1953	3
Jimmy Bevers	vs. New Mexico	1956	3
Bob Forrest	vs. Trinity (Texas)	1956	3
Charles Bradshaw	vs. New Mexico	1960	3
Kent Babb	vs. Trinity (Texas)	1960	3
Phil Hatch	vs. Wyoming	1970	3
James Berry	vs. Long Beach State	1971	3
John Harvey	at Colorado State	1985	3
John Harvey	vs. Utah	1986	3
John Harvey	vs. Hawaii	1987	3
John Harvey	vs. Lamar	1987	3
John Harvey	at Utah	1987	3
Willie Fuller	vs. Utah	1988	3
Toraino Singleton	at Tulsa	1994	3

INDIVIDUAL GAME BESTS

PLAYER	OPPONENT	YEAR	TD
Paul Smith	vs. New Mexico State	1999	3
Paul Smith	vs. SMU	1999	3
Sherman Austin	vs. Texas Southern	2001	3
Chris Porter	vs. Louisiana Tech	2001	3
Orlando Cruz	vs. Louisiana Tech	2003	3
Howard Jackson	at Tulsa	2004	3
Marcus Thomas	at SMU	2007	3
Marcus Thomas	vs. Tulsa	2007	3
Donald Buckram	at Tulane	2009	3
Donald Buckram	at Rice	2009	3
Joe Banyard	at Tulsa	2010	3
Aaron Jones	at New Mexico	2014	3
Josh Bell	vs. Old Dominion	2014	3
Nathan Jeffery	vs. North Texas	2014	3
Treyvon Hughes	at North Texas	2019	3

100-YARD GAMES

YDS	PLAYER	OPPONENT	YEAR
326	Fred Wendt	vs. New Mexico State	1948
301	Aaron Jones	vs. North Texas	2016
262	Donald Buckram	vs. Houston	2009
249	Aaron Jones	vs. NM State	2016
241	Donald Buckram	at SMU	2009
240	Joe Banyard	vs. Houston	2011
237	Toraino Singleton	vs. Valdosta State	1995
237	Aaron Jones	at New Mexico	2014
234	Donald Buckram	at Tulane	2009
232	John Harvey	at Colorado State	1985
229	Aaron Jones	at Florida Atlantic	2016
228	Aaron Jones	vs. Houston Baptist	2016
217	Toraino Singleton	at New Mexico	1994
209	John Harvey	vs. New Mexico	1987
207	Ed Smith	at Arizona State	1946
207	Marcus Thomas	at SMU	2007
205	Fred Wendt	vs. New Mexico	1947
204	Fred Wendt	at New Mexico	1948
203	Elzie Johnson	vs. Tulsa	1996
202	Robert Elliott	vs. BYU	1977
202	John Harvey	at Utah	1987
201	Fred Wendt	vs. McMurry	1948
199	Toraino Singleton	vs. New Mexico	1995
188	Paul Smith	vs. San Jose State	1999
187	Paul Smith	vs. New Mexico State	1999
186	Aaron Jones	at Rice	2013
184	Paul Smith	at New Mexico State	1998
182	Vince Jordan	at Utah	1985
180	Owen Price	vs. New Mexico State	1940
180	Fred Wendt	vs. BYU	1948
178	Ed Smith	vs. Kansas State	1947
178	Pug Gabrel	vs. Hardin-Simmons	1948
178	Marcus Thomas	vs. Houston	2007
177	Nathan Jeffery	vs. Oklahoma	2012
177	Aaron Jones	vs. North Texas	2014
175	Howard Jackson	vs. Rice	2002
175	Nathan Jeffery	vs. UCF	2012
174	Lee Cargile	vs. West Virginia	1950
173	Ken Heineman	vs. Louisiana Tech	1939
173	Willie Fuller	vs. Utah	1988
171	Jimmy Hammond	vs. West Virginia	1950
171	Robert Elliott	at New Mexico	1975
170	Delbert Thompson	vs. UNLV	1981
170	Toraino Singleton	vs. Hawaii	1994
169	Nicky Combs	vs. Hawaii	1984
168	Mike Belew	vs. Utah	1974
168	Joseph Polk	vs. Hawaii	1998
168	Aaron Jones	vs. New Mexico State	2014
167	Vernon Frazier	vs. Colorado State	2011
166	Fred Wendt	vs. Houston	1948
166	Toraino Singleton	at Hawaii	1995
165	Donald Buckram	vs. Tulsa	2009
164	James Berry	at New Mexico State	1971
164	Robert Elliott	vs. Texas-Arlington	1976

164	Donald Buckram	vs. UAB	2009
163	Fred Wendt	at Hawaii	1948
162	Howard Jackson	vs. Weber State	2004
160	Clovis Riley	vs. North Texas	1953
160	Howard Jackson	vs. Sam Houston State	2003
159	Ronald Awatt	at Southern Miss	2021
158	Leroy Johnson	at BYU	1966
158	Howard Jackson	vs. New Mexico State	2004
157	Howard Jackson	vs. Sacramento State	2002
156	Quardraiz Wadley	at Army	2017
156	Joseph Polk	vs. San Jose State	1998
155	Ray Holt	at Hawaii	1976
155	Paul Smith	vs. Oregon	1998
155	Joe Banyard	at Tulsa	2010
153	Jesse Whittenton	vs. Arizona	1954
153	Don Willis	vs. Lamar	1973
153	Toraino Singleton	vs. Eastern Illinois	1994
152	Owen Price	at Arizona	1941
152	James Copeland	vs. Pacific	1979
152	John Harvey	vs. Lamar	1987
149	Tyler Ebell	vs. Houston	2005
148	Joseph Polk	vs. New Mexico State	1996
147	Donald Buckram	at Rice	2009
147	Aaron Jones	vs. Texas Tech	2014
147	Aaron Jones	vs. Middle Tennessee	2014
146	Ed Smith	vs. New Mexico State	1947
146	Fred Wendt	vs. Arizona State	1947
146	Toraino Singleton	at Tulsa	1994
145	John Harvey	vs. Hawaii	1987
144	Toraino Singleton	vs. Fresno State	1994
144	Howard Jackson	vs. San Jose State	2003
144	Treyvon Hughes	vs. Houston Baptist	2019
143	Toraino Singleton	vs. New Mexico State	1994
142	Scooter Meniffee	vs. New Mexico	1989
142	Howard Jackson	vs. Louisiana Tech	2003
142	James Thomas II	vs. New Mexico State	2008
141	Shawn Gray	vs. Fresno State	1994
141	Paul Smith	vs. SMU	1999
140	Joe Banyard	vs. East Carolina	2011
140	Nathan Jeffery	at Middle Tennessee	2013
139	Kent Babb	vs. Trinity (Texas)	1960
139	Chris Porter	at Boise State	2001
139	Aaron Jones	at Texas Tech	2015
138	Jimmy Hammond	at Hawaii	1950
138	John Harvey	at SMU	1985
138	Paul Smith	vs. New Mexico	1999
138	Howard Jackson	vs. Hawaii	2004
138	Deion Hankins	vs. Florida Atlantic	2022
137	Joshua Fields	vs. LA Tech	2017
137	Phil Hatch	vs. New Mexico	1970
137	John Harvey	vs. New Mexico	1985
137	Nathan Jeffery	at Houston	2012
136	Kaio Aumua	vs. New Mexico	1993
135	Ken Heineman	vs. Greeley State	1938
135	Pug Gabrel	at Arizona	1949
135	John Harvey	vs. Weber State	1988
134	Clovis Riley	vs. Hawaii	1952
134	Robert Elliott	vs. Arizona	1975
134	Robert Elliott	at Arizona State	1977
134	Kevin Ward	vs. Wyoming	1982
134	Nicky Combs	vs. New Mexico State	1985
134	Chris Porter	at Boise State	2000
134	Marcus Thomas	vs. Tulsa	2007
134	Nathan Jeffery	at East Carolina	2012
133	Gil Salcedo	vs. New Mexico State	1940
133	Robert Elliott	vs. New Mexico State	1977
133	James Copeland	vs. New Mexico State	1979
133	Howard Jackson	at Tulsa	2004
132	Don Amerson	vs. Texas-Arlington	1976
131	Al Barrett	at Arizona	1972
131	Robert Elliott	vs. San Diego State	1976
131	Toraino Singleton	at Air Force	1995
131	Sherman Austin	at Tulsa	2000

T INDIVIDUAL GAME BESTS

130	Pug Gabrel	at Texas Tech	1948	112	Dick Weeks	vs. Colorado State	1965
YDS	PLAYER	OPPONENT	YEAR	112	Robby Rogers	vs. Pacific	1970
130	James Rose	vs. Air Force	1984	112	Tony George	vs. Air Force	1984
130	Nathan Jeffery	vs. FIU	2013	112	Larry Sims	vs. New Mexico State	1990
129	Sherman Austin	vs. Tulsa	2001	112	Paul Smith	vs. San Jose State	1997
127	Tom Steele	at Texas Tech	1950	112	Matt Austin	at Kentucky	2002
127	Aaron Jones	vs. New Mexico	2013	112	Matt Austin	at Hawaii	2003
127	Aaron Jones	vs. Southern Miss	2016	112	Marcus Thomas	vs. Texas Southern	2005
126	Reeves Tevis	vs. Arizona	1954	112	Deion Hankins	at Charlotte	2022
126	Phil Hatch	vs. Arizona State	1970	111	Danny Fraser	vs. Hardin-Simmons	1948
126	Mike Belew	vs. Pacific	1974	111	Leroy Johnson	vs. UC-Santa Barbara	1967
126	Ronald Awatt	vs. Bethune-Cookman	2021	111	Sherman Austin	vs. Boise State	2002
125	Pug Gabrel	vs. Arizona	1950	111	Quardraiz Wadley	vs. NM State	2018
125	Bob Forrest	at New Mexico	1955	110	Pug Gabrel	vs. New Mexico State	1948
125	Kevin Ward	vs. New Mexico State	1983	110	Tom Steele	vs. Arizona	1950
125	John Harvey	at New Mexico State	1986	110	Dick Weeks	vs. Arizona	1964
125	John Harvey	vs. Mankato State	1988	110	John Harvey	vs. New Mexico State	1987
125	Joseph Polk	at Tulsa	1997	109	Kevin Ward	vs. Weber State	1983
124	Nicky Combs	at New Mexico State	1984	108	Pug Gabrel	at West Texas State	1949
124	Marcus Thomas	at Tulane	2007	108	Don Willis	vs. New Mexico State	1973
124	TK Powell	vs. LA Tech	2015	108	Elzie Johnson	at Tulsa	1997
123	Pug Gabrel	vs. West Texas State	1948	108	Paul Smith	vs. Tulsa	1999
123	Don Boyce	at Trinity (Texas)	1961	108	Donald Buckram	vs. Buffalo	2009
123	Kevin Bogan	vs. New Mexico State	1990	107	Jack Bursis	at New Mexico State	1952
123	Aaron Jones	at Texas	2016	107	Gene Childs	at New Mexico	1969
122	Marcus Thomas	vs. UAB	2005	107	Delbert Thompson	vs. San Diego State	1980
121	Jim Bevers	vs. New Mexico	1956	107	Tony George	at Colorado State	1984
121	Charles Bradshaw	at Arizona	1957	107	John Harvey	vs. Utah	1986
121	John Harvey	at Hawaii	1988	107	Donald Buckram	vs. Tulane	2008
121	Aaron Jones	vs. Louisiana Tech	2013	106	Jim Bevers	at Arizona State	1956
120	Reeves Tevis	vs. North Texas	1955	106	Charles Bradshaw	vs. Mexico	1959
120	John Furman	vs. McMurry	1961	106	Ray Holt	vs. Wyoming	1974
120	Willie Fuller	at New Mexico	1988	106	Delbert Thompson	at Colorado State	1980
119	Don Davis	vs. Xavier	1965	106	Paul Smith	vs. Oregon	1999
119	Howard Jac	kson vs. Tulsa	2003	106	Lorne Sam	at SMU	2007
119	Kai Locksley	at UNLV	2018	106	Marcus Thomas	vs. Southern Miss	2007
119	Deion Hankins	at Charlotte	2020	106	Kai Locksley	at UTSA	2018
119	Ronald Awatt	vs. Rice	2021	105	John Connell	vs. New Mexico State	1951
118	Bob Forrest	vs. Trinity (Texas)	1956	105	Oscar Ramirez	vs. Wyoming	1978
118	Charles Bradshaw	vs. Trinity (Texas)	1960	105	Rovann Cleveland	vs. SMU	2000
118	Ernie Jackson	at Air Force	1983	105	Marcus Thomas	vs. Texas Southern	2007
118	Chris Porter	at Nevada	2000	105	Terrell Jackson	at Louisiana-Lafayette	2008
118	Howard Jackson	at Louisville	2003	104	John Harvey	at New Mexico	1986
118	Marcus Thomas	at SMU	2005	104	Joseph Polk	vs. Utah	1996
118	Deion Hankins	at ULM	2020	104	Blaire Sullivan	vs. FIU	2013
117	Ken Heineman	vs. Sul Ross State	1937	103	Owen Price	vs. North Dakota	1940
117	Marcus Thomas	vs. Tulsa	2005	103	Don Boyce	vs. Arizona State	1961
116	James Berry	vs. Long Beach State	1971	103	Ray Jackson	vs. Trinity (Texas)	1962
116	Robert Elliott	at Wyoming	1977	103	Gene Childs	vs. New Mexico State	1969
116	Joseph Polk	at San Diego State	1998	103	Phil Hatch	vs. Long Beach State	1971
115	Ed Smith	vs. New Mexico	1947	103	Bobby McKinley	at BYU	1974
115	Clovis Riley	at New Mexico State	1952	103	Scooter Menifee	vs. Lamar	1989
115	Gene Childs	vs. Colorado State	1968	103	Scooter Menifee	at New Mexico State	1989
115	Al Barrett	at Utah	1972	103	Howard Jackson	vs. Nevada	2001
115	Patrick Bailey	vs. New Mexico	1991	103	Marcus Thomas	vs. East Carolina	2007
115	Joseph Polk	vs. New Mexico State	1997	103	Aaron Jones	vs. Old Dominion	2014
115	Paul Smith	at Fresno State	1999	103	Kai Locksley	at NM State	2019
115	Ronald Awatt	vs. NM State	2022	102	Delbert Thompson	vs. Utah	1980
114	Pug Gabrel	vs. Idaho	1950	102	John Harvey	vs. BYU	1985
114	Mike Belew	vs. San Diego State	1974	102	Ivory Durio	vs. Wyoming	1993
114	Ray Holt	vs. San Diego State	1978	101	Ken Heineman	vs. Greeley State	1937
114	John Harvey	at BYU	1986	101	Owen Price	vs. Arizona State	1940
114	Howard Jackson	at Louisiana Tech	2004	100	Owen Price	at New Mexico State	1941
114	Kai Locksley	at Southern Miss	2019	100	Pug Gabrel	vs. New Mexico State	1949
114	Calvin Brownholtz	vs. North Texas	2020	100	Jesse Whittenton	vs. Hardin-Simmons	1952
113	Rob Moore	vs. Colorado State	1981	100	Gene Childs	vs. North Texas	1968
113	Toraino Singleton	at Arizona State	1995	100	Robert Elliott	at Wyoming	1975
113	Donald Buckram	at New Mexico State	2009	100	Kaio Aumua	vs. UNLV	1993
113	Aaron Jones	at UTSA	2016	100	Kaio Aumua	at Fresno State	1993
113	Deion Hankins	vs. Stephen F. Austin	2020	100	Toraino Singleton	vs. Tulsa	1995
112	Clovis Riley	vs. Southern Miss	1953	100	Howard Jackson	at Hawaii	2003

INDIVIDUAL GAME BESTS

PASSING

COMPLETIONS

PLAYER	OPPONENT	YEAR	CMP
1. Trevor Vittatoe	vs. East Carolina	2007	38
2. Sammy Garza	vs. Northern Michigan	1986	36
3. Jordan Palmer	vs. Texas Tech	2006	34
Jordan Palmer	at Marshall	2006	34
5. Jordan Palmer	vs. UAB	2005	33
6. Howard Gasser	vs. Air Force	1990	32
7. John Rayborn	at San Diego State	1998	31
8. Trevor Vittatoe	at Rice	2007	30
Trevor Vittatoe	at Houston	2010	30
10. Owen Price	vs. Loyola-Marymount	1941	29
Billy Stevens	vs. West Texas State	1965	29
Brooks Dawson	vs. UC-Santa Barbara	1968	29
Sammy Garza	at New Mexico	1986	29

ATTEMPTS

PLAYER	OPPONENT	YEAR	ATT
1. Brooks Dawson	vs. UC-Santa Barbara	1968	65
2. Bill Craigo	at Colorado State	1970	59
3. Trevor Vittatoe	at Rice	2007	57
4. Billy Stevens	vs. West Texas State	1965	56
5. Owen Price	vs. Loyola-Marymount	1941	55
Trevor Vittatoe	vs. East Carolina	2007	55
7. Trevor Vittatoe	at Houston	2010	54
8. Billy Stevens	vs. Arizona State	1965	53
Jordan Palmer	at Memphis	2005	53
10. Brooks Dawson	vs. North Texas	1968	52
Bill Craigo	vs. New Mexico State	1969	52
Jordan Palmer	vs. UAB	2005	52

COMPLETION PERCENTAGE

(minimum 10 completions)

PLAYER	CMP-ATT	OPPONENT	YEAR	PCT
1. Jay Stuckey	12-13	vs. SMU	1999	.923
2. Gavin Hardison	10-11	vs. Boise State	2022	.909
3. Matt Hickl	11-13	at Northern Illinois	1996	.846
4. Ken Heineman	14-17	vs. Northern Arizona	1937	.824
5. Jameill Showers	13-16	vs. New Mexico State	2014	.813
6. Sammy Garza	12-15	at Utah	1985	.800
Jordan Palmer	24-30	at Rice	2005	.800
8. Orlando Cruz	15-19	at New Mexico State	2002	.789
Ryan Metz	15-19	at New Mexico State	2015	.789
10. Jay Stuckey	26-33	at Rice	1999	.788

SINGLE-GAME PASSING TOUCHDOWNS

PLAYER	OPPONENT	YEAR	TD
1. Sammy Garza	vs. Northern Michigan	1986	7
2. Billy Stevens	vs. BYU	1967	6
Brooks Dawson	at New Mexico	1967	6
4. Bob Laraba	at Arizona	1957	5
Billy Stevens	at New Mexico	1965	5
Billy Stevens	vs. Texas-Arlington	1966	5
Howard Gasser	vs. Utah	1989	5
John Rayborn	at Air Force	1995	5
Jordan Palmer	at UAB	2006	5
Trevor Vittatoe	at Rice	2007	5
Trevor Vittatoe	at Louisiana-Lafayette	2008	5
Trevor Vittatoe	vs. Marshall	2009	5
Trevor Vittatoe	vs. New Mexico State	2010	5
Jameill Showers	at Colorado State	2013	5

200-YARD GAMES

YDS	PLAYER	OPPONENT	YEAR
517	Trevor Vittatoe	vs. Marshall	2009
507	Bill Craigo	at Colorado State	1970
500	Billy Stevens	vs. North Texas	1965
458	Sammy Garza	vs. Northern Michigan	1986
455	Jordan Palmer	at UAB	2006

426	Brooks Dawson	vs. New Mexico State	1967
431	Jordan Palmer	at Memphis	2005
419	Trevor Vittatoe	vs. UAB	2009
414	Jordan Palmer	vs. New Mexico State	2006
410	Trevor Vittatoe	vs. SMU	2008
409	Trevor Vittatoe	vs. East Carolina	2007
407	Sammy Garza	at New Mexico	1986
402	Sammy Garza	vs. Utah	1986
401	Brooks Dawson	vs. North Texas	1968
396	Trevor Vittatoe	at SMU	2009
388	Howard Gasser	vs. Utah	1989
387	Jordan Palmer	at Rice	2005
386	Jordan Palmer	at Marshall	2006
384	Howard Gasser	at Air Force	1989
379	Jordan Palmer	vs. Houston	2005
376	Brooks Dawson	at New Mexico	1967
373	Trevor Vittatoe	at Rice	2007
366	Gavin Hardison	vs. Rice	2021
365	Nick Lamaison	vs. Stony Brook	2011
365	Jameill Showers	at Colorado State	2013
364	Howard Gasser	vs. Air Force	1990
362	Trevor Vittatoe	at Houston	2008
360	Oscar Ramirez	vs. Colorado State	1977
360	Jordan Palmer	at SMU	2005
358	Wesley Phillips	vs. San Jose State	2001
355	Billy Stevens	vs. West Texas State	1965
351	Billy Stevens	vs. Texas-Arlington	1966
348	Bill Craigo	vs. New Mexico State	1969
347	Omar Duarte	vs. SMU	2002
346	John Rayborn	at Utah	1998
342	Brooks Dawson	vs. UC-Santa Barbara	1968
340	Pat Hegarty	at Utah	1987
340	Jordan Palmer	vs. Tulsa	2005
340	Trevor Vittatoe	at Houston	2010
340	Brandon Jones	at WKU	2018
339	Jordan Palmer	vs. SMU	2004
338	Ken Heineman	vs. Northern Arizona	1937
337	Jordan Palmer	vs. UAB	2005
334	Jordan Palmer	vs. Texas Tech	2006
333	Bill Craigo	at Utah	1970
328	Jordan Palmer	vs. Colorado	2004
327	Gary Keithley	vs. Lamar	1972
327	Trevor Vittatoe	vs. Rice	2010
327	Gavin Hardison	at Florida Atlantic	2021
326	Billy Stevens	vs. Arizona State	1965
323	Rocky Perez	at Nevada	2000
320	Rocky Perez	vs. Rice	2000
320	Gavin Hardison	at LA Tech	2022
319	Billy Stevens	vs. Colorado State	1965
319	Trevor Vittatoe	vs. Tulsa	2007
319	Trevor Vittatoe	at Memphis	2009
317	Pat Hegarty	at Colorado State	1987
317	Jay Stuckey	at Rice	1999
317	Jordan Palmer	vs. Hawaii	2004
316	Gary Keithley	at BYU	1972
315	Jordan Palmer	vs. Rice	2006
313	Trevor Vittatoe	at East Carolina	2008
313	Ryan Metz	vs. North Texas	2018
312	Jordan Palmer	at Tulsa	2004
309	Billy Stevens	vs. New Mexico State	1965
308	Trevor Vittatoe	at Tulane	2007
307	Brooks Dawson	at Arizona State	1968
307	Pat Hegarty	at Arizona State	1987
307	Jordan Palmer	vs. Memphis	2006
306	Trevor Vittatoe	at Tulsa	2008
304	Brooks Dawson	at BYU	1968
302	Gavin Hardison	at ULM	2020

INDIVIDUAL GAME BESTS

301	Howard Gasser	vs. Utah	1989	249	Gavin Hardison	at NM State	2021
300	Billy Stevens	at North Texas	1966	248	Omar Duarte	at Louisiana Tech	2002
300	Sammy Garza	at New Mexico State	1986	248	Jordan Palmer	vs. Texas Southern	2005
300	Nick Lamaison	vs. New Mexico State	2012	247	Billy Stevens	at Wyoming	1965
299	Howard Gasser	at San Diego State	1990	247	Pat Hegarty	vs. Colorado State	1988
297	Billy Stevens	at New Mexico	1965	247	Gavin Hardison	vs. UTSA	2021
296	Jay Stuckey	at TCU	1999	245	Sammy Garza	at San Diego State	1985
296	Trevor Vittatoe	vs. Tulane	2008	244	Pat Hegarty	vs. San Diego State	1988
295	Gary Keithley	vs. Pacific	1972	244	Trevor Vittatoe	at Rice	2009
294	Trevor Vittatoe	at Louisiana-Lafayette	2008	244	Gavin Hardison	at Oklahoma	2022
294	Nick Lamaison	at Rice	2011	242	Sammy Garza	vs. Colorado State	1986
293	Billy Stevens	vs. BYU	1967	241	Oscar Ramirez	at New Mexico State	1978
293	Gavin Hardison	vs. New Mexico	2021	241	Mike Perez	at BYU	1991
293	Gavin Hardison	vs. North Texas	2022	240	Bill Craig	vs. Utah	1969
290	Gary Keithley	at Utah	1972	240	Carson Meger	at USF	2011
290	Sammy Garza	vs. Air Force	1986	239	Billy Stevens	at Arizona State	1967
290	Mike Perez	at Hawaii	1991	238	Bob Stewart	vs. Long Beach State	1968
288	John Rayborn	at Air Force	1995	237	Howard Gasser	vs. Tulsa	1989
288	John Rayborn	vs. Colorado State	1998	237	Rocky Perez	vs. New Mexico State	2000
287	Pat Hegarty	at Hawaii	1988	237	Orlando Cruz	vs. San Jose State	2003
287	Jordan Palmer	vs. Tulsa	2003	237	Jameill Showers	vs. Louisiana Tech	2013
285	Orlando Cruz	vs. Louisiana Tech	2003	235	Pat Hegarty	vs. Colorado State	1988
284	Owen Price	vs. Loyola-Marymount	1941	235	Mike Perez	vs. BYU	1990
284	Billy Stevens	at BYU	1966	235	Jordan Palmer	vs. Boise State	2004
283	Gavin Hardison	vs., LA Tech	2021	233	Bill Craig	at New Mexico	1969
281	John Rayborn	at San Diego State	1998	233	Rocky Perez	at Arizona	1999
280	Rocky Perez	at San Jose State	2000	233	Trevor Vittatoe	vs. Buffalo	2009
280	Gavin Hardison	at New Mexico	2022	232	Jay Cleveland	vs. BYU	1983
278	Rocky Perez	at Rice	1997	232	Sammy Garza	at Tennessee	1986
278	Jordan Palmer	at Tulane	2005	231	Mack Leftwich	vs. Rice	2015
277	Owen Price	at Loyola-Marymount	1941	230	Jordan Palmer	vs. Tulane	2006
276	Pat Hegarty	at Tulsa	1988	229	Zack Greenlee	vs. NM State	2016
276	Trevor Vittatoe	vs. Houston	2009	227	Sammy Garza	at Texas A&M	1984
275	Gary Keithley	vs. Arizona State	1972	227	Wesley Phillips	vs. Rice	2001
275	Ryan Metz	vs. Incarnate Word	2015	227	Kai Locksley	vs. LA Tech	2019
273	Billy Stevens	vs. Xavier	1965	226	Pat Hegarty	vs. Utah	1988
273	Howard Gasser	vs. Lamar	1989	226	Leonard Lilja	at San Jose State	1996
273	Gavin Hardison	at North Texas	2021	226	Trevor Vittatoe	at Tulane	2009
272	Frank Duncan	vs. New Mexico State	1973	225	Leonard Lilja	vs. Rice	1996
272	John Rayborn	vs. San Diego State	1995	223	John Furman	at New Mexico State	1960
271	Bob Stewart	vs. New Mexico State	1968	223	Jordan Palmer	vs. Weber State	2004
271	Jordan Palmer	vs. SMU	2006	223	Gavin Hardison	at Boise State	2021
271	Trevor Vittatoe	vs. Tulsa	2009	222	Gavin Hardison	at UAB	2019
271	Mack Leftwich	vs. Florida Atlantic	2015	220	Bill Craig	at Trinity (Texas)	1970
269	Jay Stuckey	at Fresno State	1999	220	Sammy Garza	at New Mexico State	1984
268	Brandon Jones	vs. Houston Baptist	2019	219	Billy Stevens	vs. New Mexico State	1966
267	Trevor Vittatoe	vs. Texas	2008	219	John Rayborn	at Fresno State	1995
267	Nick Lamaison	vs. Houston	2011	218	Tres Sullivan	at Wyoming	1989
266	Trevor Vittatoe	at Southern Miss	2008	218	Mike Perez	vs. Utah	1991
265	Rocky Perez	vs. Hawaii	2000	218	Jordan Palmer	at San Jose State	2004
265	Trevor Vittatoe	vs. Rice	2008	218	Ryan Metz	at New Mexico State	2015
263	Trevor Vittatoe	vs. UCF	2008	217	Rocky Perez	at TCU	2000
262	Sammy Garza	vs. New Mexico	1985	217	Wesley Phillips	vs. Nevada	2001
261	Billy Stevens	vs. Colorado State	1967	216	Dick Shinaut	at West Texas State	1953
259	Jordan Palmer	at Louisiana Tech	2004	216	Ryan Metz	vs. UTSA	2015
259	Nick Lamaison	at Wisconsin	2012	215	Jay Stuckey	vs. San Jose State	1999
257	Howard Gasser	vs. San Diego State	1989	215	Jordan Palmer	vs. Marshall	2005
257	Rocky Perez	at SMU	1997	215	Ryan Metz	at LA Tech	2016
257	Carson Meger	at Tulsa	2012	215	Kai Locksley	vs. Charlotte	2019
256	Billy Stevens	at Arizona State	1966	213	Dick Shinaut	vs. Sul Ross State	1952
256	Gary Keithley	vs. Arizona	1971	213	Nick Lamaison	at Ole Miss	2012
256	Pat Hegarty	at San Diego State	1987	213	Jordan Palmer	at San Diego State	2006
255	Bill Craig	vs. Pacific	1970	212	Rocky Perez	vs. Fresno State	2000
253	Jordan Palmer	at Tulsa	2006	212	Gavin Hardison	vs. Stephen F. Austin	2020
253	Jameill Showers	at New Mexico State	2013	211	Bob Laraba	at Arizona	1957
252	Gavin Hardison	vs. Fresno State	2021	211	Wesley Phillips	vs. New Mexico	2001
249	Billy Stevens	at Utah	1967	211	Jordan Palmer	at New Mexico	2006
249	Wesley Phillips	vs. Tulsa	2001	211	Ryan Metz	at UTSA	2016
249	Nick Lamaison	vs. Rice	2012	210	Mike Perez	at New Mexico State	1991

INDIVIDUAL GAME BESTS

YDS	PLAYER	OPPONENT	YEAR
209	Billy Stevens	at Arizona	1965
209	Jameill Showers	at Rice	2014
208	Billy Stevens	vs. TCU	1965
208	Pat Hegarty	vs. Mankato State	1988
208	Mike Perez	at Utah	1990
208	Shawn Gray	vs. Fresno State	1994
206	John Furman	vs. Utah State	1960
206	Rocky Perez	vs. SMU	2000
206	Jordan Palmer	at Houston	2006
206	Gavin Hardison	at LA Tech	2020
205	Howard Gasser	vs. New Mexico	1989
205	Shawn Gray	at Tulsa	1994
204	Dick Shinaut	vs. North Texas	1952
204	Carson Meger	vs. Tulsa	2011
204	Gavin Hardison	at Charlotte	2020
204	Gavin Hardison	at UAB	2021
203	Ryan Metz	vs. Rice	2017
203	Pat Hegarty	vs. Air Force	1988
202	Ryan Metz	vs. Old Dominion	2016
201	Jameill Showers	at Kansas State	2014

RECEIVING

RECEPTIONS

	PLAYER	OPPONENT	YEAR	REC
1.	Chuck Hughes	vs. Arizona State	1965	17
2.	Johnnie Lee Higgins, Jr.	vs. Texas Tech	2006	13
3.	Chuck Hughes	vs. Colorado State	1965	12
	Ed Puishes	at Trinity (Texas)	1970	12
	Greg Taylor	vs. Lamar	1972	12
	Harold Johnson	vs. San Diego State	1978	12
	Ricki Lopez	vs. Air Force	1990	12
	Jeff Moturi	vs. East Carolina	2007	12
9.	Jimmy Walker	at Cincinnati	1951	11
	Chuck Hughes	at BYU	1966	11
	Ed Puishes	vs. New Mexico State	1969	11
	Ed Puishes	at Trinity (Texas)	1970	11
	Greg Taylor	at BYU	1972	11
	Jimmy Carpenter	at San Diego State	1998	11
	Justin Garrett	at North Texas	2019	11
	Jacob Cowing	vs. Rice	2021	11

TOUCHDOWN RECEPTIONS

	PLAYER	OPPONENT	YEAR	TD
1.	Volley Murphy	vs. BYU	1967	4
2.	John Connell	at Hawaii	1950	3
	Jimmy Walker	at Cincinnati	1951	3
	Ulysses Kendall	vs. Trinity (Texas)	1962	3
	Chuck Hughes	vs. North Texas	1965	3
	Chuck Hughes	at New Mexico	1965	3
	Chuck Hughes	vs. Xavier	1965	3
	Bob Wallace	vs. North Texas	1965	3
	David Karns	at North Texas	1966	3
	David Karns	vs. Texas-Arlington	1966	3
	Volley Murphy	at New Mexico	1967	3
	Reggie Barrett	vs. Utah	1989	3
	Alvin Black	at Air Force	1995	3
	Cedric Johnson	vs. Rice	1996	3
	Lee Mays	vs. Rice	2000	3
	Chris Francies	vs. Hawaii	2004	3
	Johnnie Lee Higgins, Jr.	vs. Houston	2005	3
	Johnnie Lee Higgins, Jr.	vs. NM State	2006	3
	Johnnie Lee Higgins, Jr.	at UAB	2006	3
	Jeff Moturi	vs. Rice	2008	3
	Kris Adams	vs. SMU	2008	3
	Kris Adams	at Houston	2008	3

Kris Adams	vs. Rice	2010	3
Kris Adams	vs. BYU	2010	3

100-YARD GAMES

YDS	PLAYER	OPPONENT	YEAR
349	Chuck Hughes	vs. North Texas	1965
254	Chuck Hughes	vs. Arizona State	1965
234	Volley Murphy	at New Mexico	1967
233	Bob Wallace	vs. New Mexico State	1967
223	Johnnie Lee Higgins, Jr.	vs. New Mexico State	2006
218	Jordan Leslie	at Tulsa	2012
200	Arnie Adkison	at Utah	1987
198	Ed Puishes	at Colorado State	1970
197	Greg Taylor	vs. Lamar	1972
187	Michael Edwards	at Rice	2011
184	Lee Mays	vs. San Jose State	2001
183	Tyrin Smith	at New Mexico	2022
181	Johnnie Lee Higgins, Jr.	at UAB	2006
179	Jeff Moturi	vs. Marshall	2009
177	Reggie Barrett	at Hawaii	1988
176	Greg Taylor	at BYU	1972
175	Ed Puishes	vs. New Mexico State	1969
174	Jeff Moturi	vs. Tulsa	2007
174	Jacob Cowing	New Mexico	2021
174	Jacob Cowing	at North Texas	2021
172	Ed Puishes	at Utah	1970
170	Chuck Hughes	vs. Colorado State	1965
170	J.J. Rowlett	vs. BYU	1994
170	Chris Francies	vs. Tulsa	2005
170	Jacob Cowing	Rice	2021
168	Jordan Leslie	vs. Rice	2012
166	Jacob Cowing	LA Tech	2021
165	Reggie Barrett	vs. BYU	1990
164	Chuck Hughes	at New Mexico	1965
164	Bob Wallace	at Utah	1965
164	Lee Mays	at Oregon	1999
163	Reggie Barrett	at Air Force	1989
162	Gene Odell	at West Texas State	1953
162	Volley Murphy	at Arizona State	1968
162	Ed Puishes	vs. Pacific	1970
162	Johnnie Lee Higgins, Jr.	vs. Texas Tech	2006
161	Jeff Moturi	vs. UAB	2009
158	Jacob Cowing	at NM State	2021
156	Lee Mays	at Nevada	2000
156	Johnnie Lee Higgins, Jr.	vs. Houston	2005
154	Ed Puishes	at Trinity (Texas)	1970
153	Bob Wallace	vs. North Texas	1965
153	Chuck Hughes	vs. New Mexico State	1965
153	Johnnie Lee Higgins, Jr.	at Tulsa	2006
153	Joe West	vs. Southern Miss	2007
153	Jeff Moturi	at SMU	2009
153	Kris Adams	vs. BYU	2010
151	Michael Edwards	at Wisconsin	2012
150	Lee Mays	vs. New Mexico State	2000
148	Lonnie Crittenden	vs. New Mexico State	1973
148	Jimmy Carpenter	vs. New Mexico	1997
148	Kris Adams	at Arkansas	2010
147	Bubba Garcia	vs. Colorado State	1977
147	Jordan Leslie	vs. New Mexico State	2012
146	Glenn Bishop	at Wyoming	1991
145	Reggie Barrett	vs. Air Force	1990
145	Kris Adams	vs. SMU	2008
145	Jacob Cowing	vs. Charlotte	2019
143	David McMillan	vs. UC-Santa Barbara	1968
143	Lonnie Crittenden	at Utah	1972
143	Lee Mays	vs. SMU	2000
143	Tyler Batson	vs. Florida Atlantic	2015
141	Glenn Bishop	at Utah	1990
141	Kris Adams	at New Mexico	2010
140	Reggie Barrett	vs. San Diego State	1989
140	Jayson Boyd	vs. Colorado	2004
137	Keonta Golson	at Utah	1998

INDIVIDUAL GAME BESTS

135	Chuck Hughes	at Wyoming	1965	114	Bubba Garcia	at Wyoming	1977
134	Johnnie Lee Higgins, Jr.	at Memphis	2005	114	Eric Anderson	vs. New Mexico	1985
134	Kris Adams	vs. Rice	2010	114	Reggie Barrett	vs. Wyoming	1990
133	Bob Wallace	vs. Texas-Arlington	1966	114	Glenn Bishop	at BYU	1991
132	Steve Marusich	vs. Houston	1946	114	Kris Adams	at Houston	2010
132	Ron Jones	vs. North Texas	1968	114	Donavon Kemp	vs. Stony Brook	2011
132	Bubba Garcia	at Colorado State	1978	114	Jordan Leslie	vs. Louisiana Tech	2013
132	Reggie Barrett	vs. New Mexico	1989	114	Tyrin Smith	at Florida Atlantic	2021
131	Jim Evans	vs. North Texas	1963	113	Billy Taylor	vs. New Mexico State	1969
131	Billy Taylor	at Colorado State	1970	113	Jeff Moturi	vs. East Carolina	2007
131	Jimmy Carpenter	at San Diego State	1998	112	Bob Wallace	at Arizona State	1966
131	Warren Redix	vs. North Texas	2018	112	Eric Anderson	at New Mexico State	1984
130	Terrance Minor	vs. SMU	2002	112	Bob Keseday	at New Mexico	1986
130	Michael Edwards	at East Carolina	2012	112	J.J. Rowlett	at Arizona	1993
130	Jordan Leslie	at Colorado State	2013	112	Daniel Robinson	vs. Memphis	2006
130	Ian Hamilton	at Rice	2014	112	Ian Hamilton	at Kansas State	2014
129	Lonnie Crittenden	vs. Pacific	1972	112	Jacob Cowing	at Boise State	2021
129	Ansel Littlejohn	at Hawaii	1991	112	Jacob Cowing	UTSA	2021
128	Kris Adams	vs. UCF	2008	111	Chuck Hughes	vs. Xavier	1965
127	Lee Mays	at Arizona	1999	111	Paul White	vs. Colorado State	1967
127	Lorne Sam	vs. East Carolina	2007	111	Harold Johnson	at New Mexico	1977
127	Jeff Moturi	vs. Houston	2009	111	Lee Mays	vs. Rice	2000
127	Tyrin Smith	vs. North Texas	2022	111	Kris Adams	at Houston	2008
126	Chuck Anderson	vs. West Texas State	1965	110	Kevin May	vs. Wyoming	1982
126	Ed Puishes	at Wyoming	1969	110	Arnie Adkison	at Colorado State	1987
126	Johnnie Lee Higgins, Jr.	vs. Louisiana Tech	2003	110	Brian Natkin	vs. Rice	2000
126	Chris Francies	at Rice	2005	110	Marcus Thomas	at Tulane	2005
126	Chris Francies	at SMU	2005	110	Jacob Cowing	vs. Abilene Christian	2020
126	Jayson Boyd	at Memphis	2005	109	Jackie Meeks	at Arizona	1959
126	Kris Adams	at Tulsa	2008	109	Reggie Matthews	at BYU	1968
124	Volley Murphy	at Arizona State	1967	109	Bubba Garcia	vs. Arizona	1977
123	Ed Puishes	vs. Arizona State	1969	109	Barry Parker	vs. Air Force	1986
122	Jayson Boyd	vs. SMU	2004	109	Lee Mays	vs. Hawaii	2000
122	Johnnie Lee Higgins, Jr.	vs. Colorado	2004	109	Jeff Moturi	vs. Rice	2008
122	Johnnie Lee Higgins, Jr.	at Houston	2006	109	Donald Buckram	at Tulane	2009
122	Reynaldo Flores	vs. North Texas	2022	108	Bob Wallace	vs. Colorado State	1965
121	Chuck Hughes	at Arizona State	1966	108	Harold Collins	vs. Northern Michigan	1986
121	Ed Puishes	vs. Utah	1969	108	Reggie Barrett	at Hawaii	1989
121	Frank Jarzombek	vs. Air Force	1978	108	J.J. Rowlett	vs. BYU	1992
121	Michael Edwards	vs. Rice	2012	108	Ian Hamilton	at Rice	2013
120	Eric Anderson	at Colorado State	1984	107	Keonta Golson	vs. BYU	1997
120	Chris Francies	at Memphis	2005	107	Allan Ray	vs. Tulsa	1999
120	Justin Garrett	at ULM	2020	107	Justin Garrett	at Charlotte	2020
119	Mike Anderson	vs. Arizona	1971	106	Chuck Hughes	vs. West Texas State	1965
119	Reggie Barrett	vs. Southern Miss	1988	106	David Karns	at BYU	1968
119	Allan Ray	at SMU	1997	106	Tyrin Smith	at Charlotte	2022
119	Johnnie Lee Higgins, Jr.	at Marshall	2006	105	Bubba Garcia	vs. North Texas	1977
119	Jordan Leslie	vs. Tulsa	2011	105	Pierce Hunter	vs. Rice	2010
119	Justin Garrett	at NM State	2019	104	Chuck Hughes	at Arizona	1965
118	David Karns	vs. Texas-Arlington	1966	104	Chuck Hughes	at Wyoming	1989
118	Harold Johnson	at BYU	1976	104	Reggie Barrett	vs. Utah	1993
118	J.J. Rowlett	at New Mexico State	1993	104	J.J. Rowlett	vs. New Mexico State	1999
118	Jeff Moturi	at Memphis	2009	104	Lee Mays	at San Jose State	2000
118	David Lucero	at WKU	2018	104	Lee Mays	vs. Rice	2002
118	Jacob Cowing	vs. North Texas	2020	104	Johnnie Lee Higgins, Jr.	vs. Hawaii	2004
118	Jacob Cowing	ODU	2021	103	Bob Wallace	vs. New Mexico State	1966
117	Volley Murphy	vs. UC-Santa Barbara	1967	103	Bob Wallace	vs. New Mexico State	1967
117	Reggie Barrett	vs. Utah	1989	103	Jordan Leslie	at New Mexico State	2013
117	Reggie Barrett	at San Diego State	1990	102	Volley Murphy	vs. New Mexico State	1968
117	Tyrin Smith	vs. Middle Tennessee	2022	102	Ed Puishes	at Colorado State	1969
116	Jerry Jones	at Colorado State	1982	102	Harold Johnson	vs. San Diego State	1978
116	Jimmy Carpenter	vs. San Diego State	1995	102	J.J. Rowlett	at Utah	1994
116	Cedric Johnson	at San Jose State	1996	102	Jordan Leslie	vs. Tulsa	2013
116	Chris Marrow	vs. Weber State	2004	102	Eddie Sinegal	at LA Tech	2016
116	Jeff Moturi	at UCF	2007	102	Jacob Cowing	at ULM	2020
116	Kris Adams	at East Carolina	2008	101	Jimmy Walker	at Cincinnati	1951
116	Jacob Cowing	vs. Stephen F. Austin	2020	101	Jimmy Walker	at Hardin-Simmons	1951
115	John Howle	vs. New Mexico State	1955	101	Gene Odell	at Texas Tech	1952
115	Chuck Hughes	vs. TCU	1965	101	Don Maynard	at Arizona	1957
115	Chuck Hughes	vs. Texas-Arlington	1966	101	Ralph Kennedy	vs. Arizona State	1961
115	Volley Murphy	vs. BYU	1967	101	Jeff Moturi	at New Mexico State	2007
115	Jimmy Carpenter	at Tulsa	1997	101	Joe West	at Texas Tech	2007
115	Terrance Minor	at San Jose State	2002	100	Ed Puishes	at Arizona	1969
114	Chuck Hughes	vs. Colorado State	1964	100	Alvin Black	at Tulsa	1994
114	Greg Taylor	vs. Lamar	1972	100	Fred Rouse	at Rice	2007

INDIVIDUAL GAME BESTS

SCORING

POINTS

	PLAYER	OPPONENT	YEAR	PTS
1.	Fred Wendt	vs. New Mexico State	1948	42
2.	Volley Murphy	vs. BYU	1967	30
	John Harvey	vs. Weber State	1988	30
4.	Ed Smith	at Arizona State	1946	24
	Ray Holt	at Texas-Arlington	1974	24
	John Harvey	vs. Utah	1986	24
	John Harvey	vs. Weber State	1988	24
	Howard Jackson	vs. Sacramento State	2002	24
	Donald Buckram	vs. Houston	2009	24
	Donald Buckram	at Tulane	2009	24
	Aaron Jones	vs. North Texas	2016	24
12.	Ken Heineman	vs. Northern Arizona	1937	21
13.	Ken Heineman	at Arizona	1938	20
14.	Owen Price	vs. New Mexico State	1940	18
	Lee Cargile	at Hawaii	1950	18
	Jimmy Walker	at Cincinnati	1951	18
	Clovis Riley	vs. New Mexico State	1953	18
	Jimmy Bevers	vs. New Mexico	1956	18
	Charles Bradshaw	vs. New Mexico	1960	18
	Ulysses Kendall	vs. Trinity	1962	18
	Chuck Hughes	vs. North Texas	1965	18
	Chuck Hughes	at New Mexico	1965	18
	Chuck Hughes	vs. Xavier	1965	18
	Dave Karns	vs. New Mexico	1966	18
	Dave Karns	vs. Texas-Arlington	1966	18
	Volley Murphy	at New Mexico	1967	18
	James Berry	vs. Long Beach State	1971	18
	John Harvey	at Colorado State	1985	18
	John Harvey	vs. Hawaii	1987	18
	John Harvey	vs. Lamar	1987	18
	John Harvey	at Utah	1987	18
	Willie Fuller	vs. Utah	1988	18
	Reggie Barrett	vs. Utah	1989	18
	Toraino Singleton	at Tulsa	1994	18
	Alvin Black	at Air Force	1995	18
	Toraino Singleton	at Arizona State	1995	18
	Cedric Johnson	vs. Rice	1996	18
	Paul Smith	vs. New Mexico State	1999	18
	Paul Smith	vs. SMU	1999	18
	Paul Smith	at Rice	1999	18
	Lee Mays	vs. Rice	2000	18
	Sherman Austin	vs. Texas Southern	2001	18
	Chris Porter	vs. Louisiana Tech	2001	18
	Orlando Cruz	vs. Louisiana Tech	2003	18
	Chris Francies	vs. Hawaii	2004	18
	Howard Jackson	at Tulsa	2004	18
	Reagan Schneider	vs. Houston	2005	18
	Johnnie Lee Higgins, Jr.	vs. Houston	2005	18
	Johnnie Lee Higgins, Jr.	vs. New Mexico State	2006	18
	Johnnie Lee Higgins, Jr.	at UAB	2006	18
	Marcus Thomas	at SMU	2007	18
	Marcus Thomas	vs. Tulsa	2007	18
	Jose Martinez	vs. East Carolina	2007	18
	Jeff Moturi	vs. Rice	2008	18
	Kris Adams	vs. SMU	2008	18
	Jose Martinez	vs. SMU	2008	18
	Kris Adams	at Houston	2008	18
	Donald Buckram	vs. UAB	2009	18
	Donald Buckram	at Rice	2009	18
	Kris Adams	vs. Rice	2010	18
	Kris Adams	vs. BYU	2010	18
	Aaron Jones	at New Mexico	2014	18
	Josh Bell	vs. Old Dominion	2014	18
	Nathan Jeffery	vs. North Texas	2014	18
	Walter Dawn Jr.	at UTSA	2016	18
	Aaron Jones	at UTSA	2016	18
	Treyvon Hughes	at North Texas	2019	18
	Deion Hankins	at ULM	2020	18

FIELD GOALS

	PLAYER	OPPONENT	YEAR	FG
1.	Reagan Schneider	vs. Houston	2005	5
	Jose Martinez	vs. East Carolina	2007	5
	Jose Martinez	vs. SMU	2008	5
4.	Scott Wedell	vs. Weber State	1983	4
	Chris Jacke	vs. Colorado State	1988	4
	Jason Gillespie	vs. Hawaii	1990	4
	Jason Gillespie	at Colorado State	1990	4
	Reagan Schneider	vs. Weber State	2004	4
9.	Jeff White	vs. New Mexico State	1968	3
	Jeff White	at Colorado State	1970	3
	Bronko Belichesky	vs. Pacific	1973	3
	Bronko Belichesky	at Arizona State	1974	3
	Scott Wedell	vs. Texas A&M	1981	3
	Hugo Castellanos	at Texas A&M	1984	3
	Hugo Castellanos	at New Mexico State	1984	3
	Hugo Castellanos	vs. BYU	1985	3
	Hugo Castellanos	vs. New Mexico	1985	3
	Hugo Castellanos	at San Diego State	1987	3
	Chris Jacke	vs. Mankato State	1988	3
	Chris Jacke	vs. San Diego State	1988	3
	Chris Jacke	vs. Air Force	1988	3
	Dominick Cefalone	vs. New Mexico	1989	3
	Jason Gillespie	at Utah	1990	3
	Marshall Young	vs. New Mexico	1993	3
	Marshall Young	vs. Fresno State	1994	3
	Jon Olsen	at Northern Illinois	1996	3
	Ricky Bishop	at New Mexico	1998	3
	Ricky Bishop	at Fresno State	1999	3
	Ricky Bishop	vs. SMU	2000	3
	Ricky Bishop	vs. Hawaii	2000	3
	Ricky Bishop	at Boise State	2000	3
	Keith Robinson	at Hawaii	2003	3
	Reagan Schneider	at Louisiana Tech	2004	3
	Reagan Schneider	vs. New Mexico State	2006	3
	Jose Martinez	vs. UCF	2008	3
	Jose Martinez	vs. Rice	2008	3
	Dakota Warren	vs. Memphis	2010	3
	Dakota Warren	at New Mexico State	2011	3
	Dakota Warren	at Tulane	2011	3
	Gavin Baechle	vs. Houston Baptist	2019	3
	Gavin Baechle	at NM State	2019	3
	Gavin Baechle	at NM State	2021	3
	Gavin Baechle	vs. Florida Atlantic	2022	3
	Gavin Baechle	at Rice	2022	3

EXTRA POINTS (PATs)

	PLAYER	OPPONENT	YEAR	XP
1.	Jerry Waddles	at New Mexico	1967	9
2.	Reagan Schneider	vs. Sam Houston State	2003	8
3.	Chris Jacke	vs. San Diego State	1988	7
	Keith Robinson	vs. Texas Southern	2001	7
	Reagan Schneider	vs. SMU	2004	7
	Jose Martinez	vs. Texas Southern	2007	7
	Jose Martinez	vs. UCF	2008	7
	Logan Barrett	vs. Houston	2009	7
	Jay Mattox	vs. North Texas	2016	7
10.	Fred Wendt	vs. New Mexico State	1948	6
	Chris Jacke	at New Mexico State	1988	6
	Chris Jacke	at Hawaii	1988	6
	Chris Jacke	vs. Weber State	1988	6
	Ricky Bishop	vs. New Mexico State	1999	6
	Ricky Bishop	vs. SMU	1999	6
	Keith Robinson	vs. Sacramento State	2002	6
	Reagan Schneider	vs. New Mexico State	2004	6
	Reagan Schneider	vs. Hawaii	2004	6
	Reagan Schneider	at Tulane	2005	6
	Jose Martinez	at SMU	2007	6
	Jose Martinez	vs. Tulsa	2007	6
	Dakota Warren	vs. New Mexico State	2010	6
	Dakota Warren	vs. Rice	2010	6
	Dakota Warren	vs. Houston	2011	6

INDIVIDUAL GAME BESTS

Jay Mattox	at New Mexico State	2013	6
Jay Mattox	vs. New Mexico State	2014	6
Jay Mattox	vs. Old Dominion	2014	6
Jay Mattox	at NM State	2015	6
Jay Mattox	vs. Houston Baptist	2016	6

INTERCEPTIONS

INTERCEPTIONS

PLAYER	OPPONENT	YEAR	INT
1. Charlie West	at West Texas State	1966	4
2. Ken Heineman	vs. Arizona	1939	3
Mike Maros	vs. Wichita State	1939	3
Gerald Campbell	at New Mexico	1950	3
Ron Bostwick	vs. West Texas State	1965	3
Danny Taylor	vs. BYU	1985	3
Ken Sale	vs. San Diego State	1989	3

INTERCEPTION YARDAGE

PLAYER	OPPONENT	YEAR	YDS
1. Michael Hicks	at BYU	1996	112
2. Danny Taylor	vs. BYU	1985	104
3. Larry Durham	vs. New Mexico	1962	100
Quintin Demps	at New Mexico State	2007	100
Quintin Demps	at UCF	2007	100
6. Troy Reffett	vs. San Diego State	1988	97
7. Elroy Stoglin	at Utah	1977	91
8. Ken Heineman	vs. Arizona	1939	87
9. Otha West	at Hawaii	1991	85
10. Ron Bostwick	vs. West Texas State	1965	81

PUNTING

PUNTS

PLAYER	OPPONENT	YEAR	PUNTS
1. Ken Heineman	at New Mexico State	1938	13
Lonnie Crittenden	vs. Wyoming	1972	13
Lonnie Crittenden	at New Mexico	1973	13
Jerry Walker	at BYU	1978	13
Hector Salazar	at New Mexico	1983	13
6. Owen Price	vs. Louisiana Tech	1941	12
Fred Wendt	vs. West Texas State	1946	12
Don Davis	vs. Wyoming	1966	12
Tom Galloway	vs. Mississippi	1967	12
Gary Keithley	vs. Arizona State	1972	12
Steve Folkner	vs. New Mexico	1980	12
Rick Padia	vs. BYU	1981	12
Mitchell Crawford	at Tennessee	2018	12

AVERAGE

PLAYER	OPPONENT	YEAR	AVG
1. Owen Price	vs. 260th Coast Artillery	1941	62.5
2. Ed Bunn	vs. BYU	1992	60.3
3. Owen Price	vs. Arizona State	1940	59.3
4. Ian Campbell	vs. Rice	2010	55.6
5. Gary Keithley	vs. Wyoming	1972	55.3
6. Fred Wendt	at West Texas State	1947	55.2
7. Hector Salazar	vs. San Diego State	1983	55.0
8. Ian Campbell	vs. Stony Brook	2011	54.8
9. Owen Price	at Hardin-Simmons	1941	54.7
Ian Campbell	vs. Colorado State	2011	54.7

PUNT RETURNS

RETURNS

PLAYER	OPPONENT	YEAR	RET
1. Ben Carnell	vs. Arizona State	1947	8
2. Luther Johnson	vs. New Mexico State	1987	7
Ansel Littlejohn	vs. New Mexico State	1990	7
Jahmal Fenner	vs. Sacramento State	2002	7

5. Javier Sanchez	at Utah	1998	6
Johnnie Lee Higgins, Jr.	at Memphis	2005	6
Jahmal Fenner	vs. Texas Southern	2001	6
Terry Juniel	vs. NM State	2016	6
Justin Garrett	at FAU	2021	6
10. Gerald Campbell	at Arizona	1949	5
Gerald Campbell	vs. West Virginia	1950	5
Gerald Campbell	at West State State	1951	5
Ed Smith	vs. New Mexico	1947	5
Charlie West	vs. Texas-Arlington	1966	5
Harold Johnson	at Pacific	1975	5
Ansel Littlejohn	vs. Northwestern State	1991	5
Javier Sanchez	vs. BYU	1997	5
Javier Sanchez	vs. TCU	1997	5
Jahmal Fenner	vs. Rice	2002	5
Josh Ferguson	vs. Texas Southern	2005	5
Damian Payne	vs. North Texas	2014	5
Terry Juniel	vs. Houston Baptist	2016	5
Justin Garrett	at North Texas	2021	5

PUNT RETURN YARDAGE

PLAYER	OPPONENT	YEAR	YDS
1. Ben Carnell	vs. Arizona State	1947	129
2. Reggie Matthews	vs. San Jose State	1966	119
3. Charlie West	vs. Colorado State	1967	117
4. Ken Heineman	vs. Northern Arizona	1937	115
Jahmal Fenner	vs. Texas Southern	2001	115
6. Reggie Matthews	vs. UC-Santa Barbara	1967	113
7. Tom Steele	vs. New Mexico State	1948	105
8. Terry Juniel	vs. NM State	2016	104
9. Ed Smith	at Drake	1947	102
Bob Forrest	vs. Trinity	1956	102

KICKOFF RETURNS

RETURNS

PLAYER	OPPONENT	YEAR	RET
1. Ray Holt	vs. Wyoming	1978	7
Roy Ross	at San Diego State	1990	7
Johnnie Lee Higgins, Jr.	at Tulsa	2006	7
4. Ray Holt	vs. San Diego State	1974	6
Luther Johnson	at Kent	1985	6
Ricki Lopez	vs. Colorado State	1989	6
Cedric Johnson	at Colorado State	1995	6
Quintin Demps	vs. Tulsa	2007	6
Evan Davis	vs. Kansas	2009	6
Marlon McClure	at Houston	2010	6
Autrey Golden	at Houston	2012	6
Autrey Golden	at Louisiana Tech	2014	6
Autrey Golden	at Western Kentucky	2014	6
Autrey Golden	at Arkansas	2015	6
15. Chuck Hughes	vs. Colorado State	1964	5
Luther Johnson	at San Diego State	1987	5
Ricki Lopez	at Wyoming	1989	5
Ansel Littlejohn	at Colorado State	1990	5
Kenny Brown	at New Mexico	1990	5
Roy Ross	at Utah	1990	5
Cedric Johnson	at BYU	1993	5
Cedric Johnson	at Arizona State	1995	5
Cedric Johnson	at Air Force	1995	5
Cedric Johnson	at Fresno State	1995	5
Javier Sanchez	at Utah	1997	5
Keonta Golson	at New Mexico State	1998	5
Howard Jackson	vs. Fresno State	2003	5
Johnnie Lee Higgins, Jr.	vs. Tulsa	2005	5
Josh Ferguson	vs. New Mexico State	2006	5
Fred Rouse	at Texas Tech	2007	5
Josh Ferguson	at Southern Miss	2008	5
Evan Davis	at Texas	2009	5
Marlon McClure	vs. Houston	2009	5

INDIVIDUAL GAME BESTS

PLAYER	OPPONENT	YEAR	RET
Marlon McClure	vs. Tulane	2010	5
Marlon McClure	at Arkansas	2010	5
Vernon Frazier	at USF	2011	5
Nathan Jeffery	at Rice	2011	5
Autrey Golden	at Tulsa	2012	5
Autrey Golden	at Texas A&M	2013	5
Autrey Golden	at FIU	2015	5
Jaquan White	vs. Army	2016	5
Terry Juniel	vs. Middle Tennessee	2018	5
Terry Juniel	at WKU	2018	5
Duron Lowe	at North Texas	2019	5
Walter Dawn, Jr.	at UTSA	2020	5
Walter Dawn, Jr.	vs. North Texas	2020	5

RETURN YARDAGE

	PLAYER	OPPONENT	YEAR	YDS
1.	Luther Johnson	at Kent State	1985	233
2.	Roy Ross	at San Diego State	1990	204
	Duron Lowe	at North Texas	2019	204
4.	Autrey Golden	at Southern Miss	2012	191
5.	Cedric Johnson	at New Mexico	1996	181
6.	Ray Holt	vs. San Diego State	1974	177
	Vernon Frazier	at USF	2011	177
8.	Cedric Johnson	vs. Tulsa	1995	170
9.	W.C. Page	vs. Colorado State	1973	169
10.	Walter Dawn, Jr.	at UTSA	2020	167

INDIVIDUAL LEADERS

TOTAL OFFENSE

SEASON YARDS

	NAME	YEAR	PLYS	RUSH	PASS	TOTAL	AVG
1.	Jordan Palmer	2006	476	-86	3,595	3,509	7.37
2.	Jordan Palmer	2005	490	-50	3,503	3,453	7.05
3.	Trevor Vittatoe	2008	463	-31	3,274	3,243	7.00
4.	Trevor Vittatoe	2009	454	-83	3,308	3,225	7.10
5.	Gavin Hardison	2021	403	-46	3,217	3,171	7.87
6.	Sammy Garza	1986	503	-138	3,140	3,002	5.97
7.	Trevor Vittatoe	2007	449	-132	3,101	2,969	6.61
8.	Trevor Vittatoe	2010	462	98	2,756	2,854	6.18
9.	Jordan Palmer	2004	412	-17	2,818	2,801	6.80
10.	Rocky Perez	2000	412	82	2,661	2,743	6.66

CAREER YARDS

	NAME	YEARS	PLYS	RUSH	PASS	TOTAL	AVG
1.	Trevor Vittatoe	2007-10	1,828	-148	12,439	12,291	6.72
2.	Jordan Palmer	2003-06	1,643	-43	11,084	11,041	6.72
3.	Gavin Hardison	2019-Pr.	1,083	-9	7,015	7,006	6.47
4.	Sammy Garza	1983-86	1,078	-74	6,130	6,056	5.62
5.	Billy Stevens	1965-67	1,092	-789	6,485	5,696	5.22
6.	Rocky Perez	1997-00	925	286	5,108	5,394	5.83
7.	Ken Heineman	1937-40	831	2,001	2,873	4,874	5.87
8.	Shawn Gray	1991-94	900	1,219	3,603	4,822	5.36
9.	Pat Hegarty	1987-88	735	-71	4,593	4,522	6.15
10.	John Rayborn	1995, 97-98	836	300	4,194	4,494	5.38

SEASON YARDS PER GAME

	NAME	YEAR	G	PLYS	YARDS	TDR	YD/PG
1.	Jordan Palmer	2006	12	476	3,509	27	292.4
2.	Jordan Palmer	2005	12	490	3,453	31	287.8
3.	Billy Stevens	1965	10	490	2,703	22	270.3
4.	Trevor Vittatoe	2008	12	463	3,243	34	270.2
5.	Trevor Vittatoe	2009	12	454	3,225	17	268.8
6.	Sammy Garza	1986	12	503	3,002	24	250.2
7.	Rocky Perez	2000	11	412	2,743	32	249.4
8.	Trevor Vittatoe	2007	12	449	2,969	25	247.4
9.	Gavin Hardison	2021	13	403	3,171	18	243.9
10.	Jordan Palmer	2004	12	412	2,801	27	233.4

CAREER YARDS PER GAME

(Minimum 3,000 yards; Player must have concluded his career)

	NAME	YEARS	G	PLYS	YDS	TD	YD/PG
1.	Trevor Vittatoe	2007-10	49	1,828	12,291	98	250.8
2.	Jordan Palmer	2003-06	46	1,643	11,041	95	240.0
3.	Pat Hegarty	1987-88	22	735	4,522	34	205.6
4.	Howard Gasser	1989-90	17	628	3,476	26	204.5
5.	Billy Stevens	1965-67	28	1,092	5,696	56	203.4
6.	Nick Lamaison	2011-12	19	571	3,512	25	184.8
7.	Jameill Showers	2013-14	20	629	3,628	8	181.4
8.	Ken Heineman	1937-39	28	831	4,874	37	174.1
9.	Sammy Garza	1983-86	40	1,078	6,056	47	151.4
10.	Gary Keithley	1971-72	20	639	3,019	20	151.0

SEASON TOUCHDOWNS RESPONSIBLE FOR

	NAME	YEAR	TDR
1.	Trevor Vittatoe	2008	34
2.	Rocky Perez	2000	32
3.	Jordan Palmer	2005	31
4.	Jordan Palmer	2006	27
	Jordan Palmer	2004	27
6.	Trevor Vittatoe	2007	25
7.	Sammy Garza	1986	24
8.	Billy Stevens	1965	22
	Trevor Vittatoe	2010	22
10.	Aaron Jones	2016	21
	Donald Buckram	2009	21
	Howard Gasser	1989	21
	Billy Stevens	1966	21

CAREER TOUCHDOWNS RESPONSIBLE FOR

	NAME	YEAR	TDR
1.	Trevor Vittatoe	2007-10	98
2.	Jordan Palmer	2003-06	95
3.	Billy Stevens	1965-67	56
4.	Sammy Garza	1983-86	47
5.	Rocky Perez	1997-00	46
6.	John Harvey	1985-88	42
7.	Aaron Jones	2013-16	41
8.	John Rayborn	1995 97-98	40
9.	Brooks Dawson	1966-68	37
10.	Gavin Hardison	2019-Pres.	36

SEASON PLAYS

	NAME	YEAR	G	PLYS
1.	Sammy Garza	1986	12	503
2.	Billy Stevens	1965	10	490
	Jordan Palmer	2005	12	490
4.	Jordan Palmer	2006	12	476
5.	Trevor Vittatoe	2008	12	463
6.	Trevor Vittatoe	2010	13	462
7.	Howard Gasser	1989	11	461
8.	Trevor Vittatoe	2009	12	454
9.	Trevor Vittatoe	2007	12	449
10.	Oscar Ramirez	1978	12	447

CAREER PLAYS

	NAME	YEAR	G	PLAYS
1.	Trevor Vittatoe	2007-10	49	1,828
2.	Jordan Palmer	2003-06	46	1,643
3.	Billy Stevens	1965-67	28	1,092
4.	Gavin Hardison	2019-Pres.	32	1,083
5.	Sammy Garza	1983-86	40	1,078
6.	Rocky Perez	1997-00	44	925
7.	Shawn Gray	1991-94	40	900
8.	Mike Perez	1990-93	36	843
9.	John Rayborn	1995, 97-98	30	836
10.	John Furman	1958-61	39	831

YEARLY LEADER

YEAR	NAME	PLYS	RUSH	PASS	TOTAL
1946	Vic Clark	216	363	607	970
1947	Ed Smith	138	742	35	777
1948	Fred Wendt	193	1546	27	1,573
1949	Pug Gabrel	145	881	0	881
1950	Bill McWilliams	164	257	458	715
1951	Billy Bob Pumbley	160	5	780	785
1952	Dick Shinaut	291	7	1,520	1,527
1953	Dick Shinaut	121	91	720	811
1954	Jesse Whittenton	215	489	577	1,066
1955	Jesse Whittenton	185	56	780	836
1956	Bob Laraba	143	175	568	743
1957	Bob Laraba	125	106	497	603
1958	Charles Bradshaw	105	435	0	435
1959	John Furman	230	50	1,132	1,182
1960	John Furman	236	181	1,094	1,275
1961	John Furman	255	308	1,026	1,334
1962	Jerry Tucker	102	4	473	477
1963	Jerry Tucker	242	32	865	897
1964	Dick Weeks	133	539	0	539
1965	Billy Stevens	490	-329	3,032	2,703
1966	Billy Stevens	360	-349	2,088	1,739
1967	Billy Stevens	242	-111	1,365	1,254
1968	Brooks Dawson	319	-240	1,764	1,524
1969	Bill Craig	320	-1	1,560	1,559
1970	Bill Craig	376	-3	2,123	2,120
1971	Gary Keithley	310	-78	1,375	1,297
1972	Gary Keithley	329	-148	1,870	1,722
1973	Frank Duncan	337	-14	1,370	1,356
1974	Bobby McKinley	326	260	1,512	1,772
1975	Bobby McKinley	290	321	673	994

INDIVIDUAL LEADERS

YEAR	NAME	PLY	RUSH	PASS	TOTAL
1976	Robert Elliott	205	861	0	861
1977	Oscar Ramirez	282	-14	1,252	1,238
1978	Oscar Ramirez	447	336	1,460	1,796
1979	James Copeland	160	638	0	638
1980	Delbert Thompson	214	923	0	923
1981	Brad McEachern	197	-64	690	626
1982	Kevin Ward	363	608	1,141	1,749
1983	Jay Cleveland	199	-107	834	727
1984	Sammy Garza	178	36	899	935
1985	Sammy Garza	307	-48	1,654	1,606
1986	Sammy Garza	503	-138	3,140	3,002
1987	Pat Hegarty	351	-109	2,064	1,955
1988	Pat Hegarty	384	38	2,529	2,567
1989	Howard Gasser	461	-73	2,586	2,513
1990	Mike Perez	295	-15	1,220	1,205
1991	Mike Perez	351	14	1,913	1,927
1992	Shawn Gray	314	402	1,297	1,699
1993	Corey Tucker	265	238	889	1,127
1994	Shawn Gray	374	478	1,662	2,140
1995	John Rayborn	406	256	1,913	2,169
1996	Leonard Lilja	280	-6	1,193	1,187
1997	Rocky Perez	157	28	728	756
1998	John Rayborn	300	58	1,641	1,699
1999	Jay Stuckey	288	62	1,918	1,980
2000	Rocky Perez	412	82	2,661	2,743
2001	Wesley Phillips	306	-133	1,839	1,706
2002	Omar Duarte	215	-8	1,000	992
2003	Orlando Cruz	274	147	1,360	1,507
2004	Jordan Palmer	412	-17	2,818	2,801
2005	Jordan Palmer	490	-50	3,503	3,453
2006	Jordan Palmer	476	-86	3,595	3,509
2007	Trevor Vittatoe	449	-132	3,101	2,969
2008	Trevor Vittatoe	463	-31	3,274	3,243
2009	Trevor Vittatoe	454	-83	3,308	3,225
2010	Trevor Vittatoe	462	98	2,756	2,854
2011	Nick Lamaison	264	39	1,718	1,757
2012	Nick Lamaison	307	69	1,686	1,755
2013	Jameill Showers	250	195	1,263	1,458
2014	Jameill Showers	379	312	1,858	2,170
2015	Mack Leftwich	210	49	1,228	1,277
2016	Ryan Metz	237	41	1,375	1,416
2017	Zack Greenlee	191	114	818	932
2018	Kai Locksley	280	340	937	1,277
2019	Kai Locksley	307	535	1,329	1,864
2020	Gavin Hardison	224	-32	1,419	1,387
2021	Gavin Hardison	403	-46	3,217	3,171
2022	Gavin Hardison	381	76	2,044	2,120

ALL-PURPOSE YARDS

SEASON YARDS

NAME	YEAR	RUSH	RCV	INT	PR	KOR	YDS
1. Howard Jackson	2003	1,146	391	0	0	609	2,146
2. Donald Buckram	2009	1,594	453	0	0	0	2,047
3. Chuck Hughes	1965	0	1,519	0	120	405	2,044
4. Aaron Jones	2016	1,173	233	0	0	0	2,006
5. Johnnie Lee Higgins, Jr.	2006	-2	1,319	0	281	275	1,873
6. Fred Wendt	1948	1,546	6	33	31	239	1,855
7. Howard Jackson	2004	1,187	268	0	9	328	1,792
8. Aaron Jones	2014	1,321	293	0	0	0	1,614
9. Cedric Johnson	1995	6	479	0	8	1,039	1,532
10. Toraino Singleton	1995	1,358	160	0	0	0	1,518

CAREER YARDS

NAME	YEAR	RUSH	RCV	INT	PR	KOR	YDS
1. Howard Jackson	2001-04	3,466	726	0	14	1,947	6,153
2. Aaron Jones	2013-16	4,114	646	0	0	0	4,760
3. Johnnie Lee Higgins, Jr.	2003-06	43	3,218	0	451	1,033	4,745
4. John Harvey	1985-88	3,576	775	0	0	0	4,351
5. Ray Holt	1974-78	2,069	223	0	0	1,935	4,227
6. Cedric Johnson	1993-96	13	1,250	0	115	2,757	4,135
7. Chuck Hughes	1964-66	3	2,882	0	253	851	3,989
8. Autrey Golden	2012-15	444	554	0	0	2,981	3,979
9. Marcus Thomas	2004-07	2,615	957	0	0	88	3,660
10. Lee Mays	1998-01	79	2,908	0	2	576	3,565

SEASON YARDS PER GAME

NAME	YEAR	G	YDS	YPG
1. Chuck Hughes	1965	10	2,044	204.40
2. Fred Wendt	1948	10	1,855	185.50
3. Donald Buckram	2009	12	2,047	170.58
4. Aaron Jones	2016	12	2,006	167.20
5. Howard Jackson	2003	13	2,146	165.08
6. Johnnie Lee Higgins, Jr.	2006	12	1,873	156.08
7. Ed Smith	1947	9	1,390	154.44
8. Howard Jackson	2004	12	1,792	149.33
9. Marcus Thomas	2007	11	1,457	132.45
10. Aaron Jones	2014	12	1,614	134.50

CAREER YARDS PER GAME

(Minimum 2,000 yards; Player must have concluded his career)

NAME	YEAR	G	YDS	YPG
1. Howard Jackson	2001-04	45	6,153	136.73
2. Aaron Jones	2013-16	35	4,760	136.00
3. Chuck Hughes	1964-66	30	3,989	132.97
4. Toraino Singleton	1994-95	23	2,815	122.39
5. Ed Smith	1942, 46-47	27	2,997	111.00
6. John Harvey	1985-88	42	4,351	103.60
7. Johnnie Lee Higgins, Jr.	2003-06	49	4,745	96.84
8. Bob Wallace	1965-67	29	2,741	94.52
9. Cedric Johnson	1993-96	44	4,135	93.98
10. Delbert Thompson	1980-81	23	2,122	92.26

YEARLY LEADER

YEAR	NAME	G	YARDS	AVG
1940	Owen Price	9	967	107.44
1941	Owen Price	10	1,008	100.80
1942	Raymond Evans	9	818	90.89
1946	Ed Smith	9	862	95.78
1947	Ed Smith	9	1,390	154.44
1948	Fred Wendt	10	1,879	185.50
1949	Pug Gabrel	10	950	95.00
1950	Pug Gabrel	7	554	79.14
1951	Clovis Riley	10	692	69.20
1952	Clovis Riley	11	926	84.18
1953	Clovis Riley	9	738	82.00
1954	Reeves Tevis	10	742	74.20
1955	Don Maynard	10	712	71.20
1956	Bob Forrest	10	849	84.90
1957	Don Maynard	9	861	95.67
1958	Charles Bradshaw	9	639	71.00
1959	Kent Babb	10	863	86.30
1960	Charles Bradshaw	10	785	78.50
1961	Don Boyce	10	645	64.50
1962	Louis James	9	406	55.11
1963	Julius Glosson	10	515	51.50
1964	Chuck Hughes	10	1,198	119.80
1965	Chuck Hughes	10	2,044	204.40
1966	Bob Wallace	10	901	90.10
1967	Volley Murphy	9	876	97.33
1968	Volley Murphy	9	627	69.67
1969	Ed Puishes	10	899	89.90
1970	Phil Hatch	9	997	110.78
1971	Phil Hatch	11	736	66.91

INDIVIDUAL LEADERS

YEAR	NAME	G	YARDS	AVG
1972	Greg Taylor	10	994	99.40
1973	Ken Petty	11	904	82.18
1974	Ray Holt	11	836	76.00
1975	Robert Elliott	11	915	83.18
1976	Ray Holt	12	1,138	94.83
1977	Robert Elliott	11	1,047	95.18
1978	Ray Holt	12	1,468	122.33
1979	Robert Copeland	11	686	62.36
1980	Delbert Thompson	12	1,276	106.33
1981	Delbert Thompson	11	846	76.91
1982	Jerry Jones	12	712	59.33
1983	Ernie Jackson	9	475	52.78
1984	Kevin Ward	11	995	90.45
1985	John Harvey	9	789	87.67
1986	John Harvey	12	1,239	103.25
1987	John Harvey	11	1,420	129.09
1988	John Harvey	10	903	90.30
1989	Reggie Barrett	11	1,042	94.73
1990	Roy Ross	9	645	71.67
1991	Ansel Littlejohn	12	760	63.33
1992	David Miles	9	589	65.44
1993	Cedric Johnson	10	559	55.90
1994	Toraino Singleton	11	1,297	117.91
1995	Cedric Johnson	12	1,532	127.67
1996	Cedric Johnson	11	1,392	126.55
1997	Jimmy Carpenter	11	767	69.73
1998	Paul Smith	10	839	83.90
1999	Paul Smith	12	1,342	111.83
2000	Lee Mays	11	1,147	104.27
2001	Howard Jackson	8	809	101.13
2002	Howard Jackson	12	1,406	117.17
2003	Howard Jackson	13	2,146	165.08
2004	Howard Jackson	12	1,792	149.33
2005	Johnnie Lee Higgins, Jr.	12	1,468	122.33
2006	Johnnie Lee Higgins, Jr.	12	1,873	156.08
2007	Marcus Thomas	11	1,457	132.45
2008	Jeff Moturi	12	1,042	86.8
2009	Donald Buckram	12	2,047	170.6
2010	Marlon McClure	12	1,489	124.1
2011	Vernon Frazier	12	1,374	114.5
2012	Michael Edwards	11	1,099	99.9
2013	Autrey Golden	11	962	87.5
2014	Aaron Jones	12	1,614	134.5
2015	Autrey Golden	12	837	69.8
2016	Aaron Jones	12	2,006	167.2
2017	Terry Juniel	12	812	67.7
2018	Terry Juniel	12	950	79.2
2019	Treyvon Hughes	12	684	57.0
2020	Jacob Cowing	8	691	86.4
2021	Jacob Cowing	13	1,429	109.9
2022	Tyrin Smith	12	1,084	90.3

RUSHING

SEASON YARDS

NAME	YEAR	CARRIES	AVG.	TD	YDS
1. Aaron Jones	2016	229	7.7	17	1,773
2. Donald Buckram	2009	259	6.15	18	1,594
3. Fred Wendt	1948	186	8.31	20	1,546
4. Toraino Singleton	1995	268	5.07	8	1,358
5. Aaron Jones	2014	242	5.46	11	1,321
6. Toraino Singleton	1994	289	4.42	11	1,277
7. Paul Smith	1999	272	4.63	12	1,258
8. Howard Jackson	2004	239	4.97	10	1,187
9. John Harvey	1987	235	4.98	16	1,170
10. Marcus Thomas	2007	227	5.14	16	1,166

CAREER YARDS

NAME	YEARS	CARRIES	AVG.	TD	YDS
1. Aaron Jones	2013-16	658	6.25	33	4,114
2. John Harvey	1985-88	678	5.27	42	3,576
3. Howard Jackson	2001-04	667	5.20	25	3,466
4. Robert Elliott	1974-77	616	4.60	9	2,834
5. Toraino Singleton	1994-95	557	4.73	19	2,635
6. Marcus Thomas	2004-07	569	4.60	26	2,615
7. Paul Smith	1996-99	603	4.21	16	2,539
8. Donald Buckram	2006-10	450	5.37	21	2,417
9. Pug Gabrel	1947-50	360	6.45	27	2,321
10. Fred Wendt	1942, 46-48	283	7.65	23	2,166

SEASON YARDS PER GAME

NAME	YEAR	G	CARRIES	YDS	TD	YPG
1. Fred Wendt	1948	10	186	1,546	20	154.6
2. Aaron Jones	2016	12	229	1,773	17	147.8
3. Donald Buckram	2009	12	259	1,594	18	132.8
4. Toraino Singleton	1994	11	557	1,277	19	114.6
5. Toraino Singleton	1995	12	268	1,358	8	113.2
6. Aaron Jones	2014	12	242	1,321	11	110.1
7. John Harvey	1987	11	235	1,170	16	106.4
8. Marcus Thomas	2007	11	227	1,166	16	106.0
9. Paul Smith	1999	12	272	1,258	12	104.8
10. Howard Jackson	2004	12	239	1,187	10	98.9

CAREER YARDS PER GAME

(Minimum 1,250 yards; Player must have concluded his career)

NAME	YEARS	G	CARRIES	YDS	TD	YPG
1. Aaron Jones	2013-16	35	658	4,114	33	117.5
2. Toraino Singleton	1994-95	23	557	2,635	19	114.6
3. John Harvey	1985-88	42	678	3,576	42	85.1
4. Fred Wendt	1942, 46-48	28	283	2,166	23	77.4
5. Howard Jackson	2001-04	45	667	3,466	25	77.0
6. Ken Heineman	1937-40	28	347	2,001	19	71.5
7. Pug Gabrel	1947-50	34	360	2,321	27	68.3
8. Phil Hatch	1970-71	20	277	1,329	12	66.5
9. Delbert Thompson	1980-81	23	315	1,483	5	64.5
10. Robert Elliott	1974-77	45	616	2,834	9	63.0

SEASON YARDS PER ATTEMPT

(Minimum 100 attempts)

NAME	YEAR	CARRIES	YDS	YPA
1. Fred Wendt	1948	186	1,546	8.31
2. Aaron Jones	2016	229	1,773	7.74
3. Pug Gabrel	1948	110	819	7.45
4. Joe Banyard	2011	127	832	6.55
5. Donald Buckram	2009	259	1,594	6.15
6. Pug Gabrel	1949	145	881	6.08
7. John Harvey	1988	131	751	5.73
8. Joe Banyard	2010	109	623	5.72
9. Lee Cargile	1950	101	573	5.67
10. Howard Jackson	2003	208	1,146	5.51

CAREER YARDS PER ATTEMPT

(Minimum 150 attempts; Player must have concluded his career)

NAME	YEARS	CARRIES	YDS	YPA
1. Fred Wendt	1942, 46-48	283	2,166	7.65
2. Ed Smith	1942, 46-47	242	1,602	6.62
3. Pug Gabrel	1947-50	360	2,321	6.45
4. Aaron Jones	2013-16	658	4,114	6.25
5. Bob Forrest	1954-57	234	1,425	6.09
6. Ivory Durio	1991-93	188	1,089	5.79
7. Ken Heineman	1937-40	347	2,001	5.77
8. Lee Cargile	1948-50	183	1,051	5.74
9. Donald Buckram	2006-10	450	2,417	5.37
10. David Atkins	1970-72	150	793	5.29

INDIVIDUAL LEADERS

SEASON RUSHING TOUCHDOWNS

NAME	YEAR	G	TD
1. Fred Wendt	1948	10	20
2. Donald Buckram	2009	12	18
3. Aaron Jones	2016	12	17
4. John Harvey	1987	11	16
Marcus Thomas	2007	11	16
6. Paul Smith	1999	12	12
Treyvon Hughes	2019	12	12
8. Owen Price	1941	10	11
Pug Gabrel	1949	10	11
John Harvey	1986	12	11
Toraino Singleton	1994	11	11
Aaron Jones	2014	12	11

CAREER RUSHING TOUCHDOWNS

NAME	YEARS	G	TD
1. John Harvey	1985-88	42	42
2. Aaron Jones	2013-16	35	33
3. Pug Gabrel	1947-50	34	27
4. Marcus Thomas	2004-07	43	26
5. Howard Jackson	2001-04	45	25
6. Fred Wendt	1942, 46-48	28	23
7. Owen Price	1938, 40-41	28	21
Donald Buckram	2006-10	41	21
9. Ken Heineman	1937-40	28	19
Clovis Riley	1951-53	30	19
Toraino Singleton	1994-95	23	19

SEASON ATTEMPTS

NAME	YEAR	G	CARRIES
1. Toraino Singleton	1994	11	289
2. Paul Smith	1999	12	272
3. Toraino Singleton	1995	12	268
4. Donald Buckram	2009	12	259
5. Aaron Jones	2014	12	242
6. Howard Jackson	2004	12	239
7. John Harvey	1987	11	234
8. Aaron Jones	2016	12	229
9. Marcus Thomas	2007	11	227
10. Delbert Thompson	1980	12	213

CAREER ATTEMPTS

NAME	YEARS	G	CARRIES
1. John Harvey	1985-88	42	678
2. Howard Jackson	2001-04	45	667
3. Aaron Jones	2013-16	35	658
4. Robert Elliott	1974-77	45	616
5. Paul Smith	1996-99	44	603
6. Marcus Thomas	2004-07	43	569
7. Toraino Singleton	1994-95	23	557
8. Ray Holt	1974-78	47	505
9. Joseph Polk	1995-98	39	459
10. Nathan Jeffery	2011-14	46	457

CAREER 100-YARD GAMES

NAME	YEARS	100-YD GAMES
Aaron Jones	2013-16	17
John Harvey	1985-88	16
Howard Jackson	2001-04	14
Toraino Singleton	1994-95	12
Marcus Thomas	2004-07	11
Paul Smith	1996-99	10
Pug Gabrel	1947-50	9
Robert Elliott	1974-77	9
Donald Buckram	2006-10	9
Fred Wendt	1942,46-48	8
Joseph Polk	1995-98	7
Nathan Jeffery	2011-14	6
Owen Price	1938-41	5
Kai Locksley	2018-19	5

Deion Hankins

2019-Present	5	
Ken Heineman	1937-39	4
Ed Smith	1942,46-47	4
Clovis Riley	1951-53	4
Delbert Thompson	1980-81	4
Charles Bradshaw	1957-60	3
Phil Hatch	1970-71	3
Mike Belew	1974	3
Ray Holt	1974-78	3
Kevin Ward	1981-84	3
Nicky Combs	1984-86	3
Scooter Menifee	1988-89	3
Kaio Aumua	1993-94	3
Sherman Austin	1999-02	3
Chris Porter	2000-01	3
Ronald Awatt	2017-22	4

Several players with two games
Several players with one game

YEARLY LEADER

YEAR	NAME	ATT	YDS	AVG
1937	Ken Heineman	128	827	6.46
1938	Ken Heineman	122	589	4.83
1939	Ken Heineman	97	585	6.02
1940	Owen Price	118	596	5.05
1941	Owen Price	139	475	3.42
1942	Raymond Evans	120	624	5.20
1946	Ed Smith	67	414	6.18
1947	Ed Smith	135	742	5.50
1948	Fred Wendt	186	1,546	8.31
1949	Pug Gabrel	145	881	6.08
1950	Lee Cargile	101	573	5.67
1951	Clovis Riley	97	481	4.96
1952	Clovis Riley	140	670	4.79
1953	Clovis Riley	86	548	6.37
1954	Reeves Tevis	134	656	4.90
1955	Rusty Rutledge	77	374	4.86
1956	Jimmy Bevers	98	606	6.18
1957	Bob Forrest	70	365	5.21
1958	Charles Bradshaw	105	435	4.14
1959	Charles Bradshaw	115	547	4.76
1960	Charles Bradshaw	131	585	4.47
1961	Don Boyce	158	611	3.87
1962	Larry Durham	65	218	3.35
1963	Larry Durham	72	289	4.01
1964	Dick Weeks	133	539	4.05
1965	Dick Weeks	95	403	4.24
1966	Leroy Johnson	110	467	4.25
1967	Larry McHenry	94	356	3.79
1968	Gene Childs	118	520	4.41
1969	Gene Childs	151	641	4.25
1970	Phil Hatch	151	785	5.20
1971	James Berry	154	550	3.57
1972	Al Barnett	119	585	4.92
1973	Don Willis	121	608	5.02
1974	Mike Belew	141	522	3.70
1975	Robert Elliott	189	896	4.74
1976	Robert Elliott	204	861	4.22
1977	Robert Elliott	200	1,011	5.06
1978	Ray Holt	166	671	4.04
1979	James Copeland	160	638	3.99
1980	Delbert Thompson	213	923	4.33
1981	Delbert Thompson	102	560	5.49
1982	Kevin Ward	187	813	4.35
1983	Kevin Ward	155	608	3.92
1984	Tony George	105	555	5.29
1985	John Harvey	147	777	5.29
1986	John Harvey	165	878	5.32
1987	John Harvey	235	1,170	4.98
1988	John Harvey	131	751	5.73
1989	Scooter Menifee	124	533	4.30

INDIVIDUAL LEADERS

YEAR	NAME	ATT	YDS	AVG
1990	Kevin Bogan	137	532	3.88
1991	Kenny Brown	77	454	5.90
1992	Shawn Gray	117	402	3.44
1993	Kaio Aumua	129	642	4.98
1994	Toraino Singleton	289	1,277	4.42
1995	Toraino Singleton	268	1,358	5.07
1996	Joseph Polk	154	569	3.69
1997	Elzie Johnson	127	526	4.14
1998	Joseph Polk	155	676	4.36
1999	Paul Smith	272	1,258	4.63
2000	Chris Porter	142	681	4.80
2001	Chris Porter	79	454	5.75
2002	Howard Jackson	173	844	4.88
2003	Howard Jackson	208	1,146	5.51
2004	Howard Jackson	239	1,187	4.97
2005	Marcus Thomas	149	791	5.33
2006	Marcus Thomas	156	513	3.29
2007	Marcus Thomas	227	1,166	5.14
2008	Terrell Jackson	107	451	4.21
2009	Donald Buckram	259	1,594	6.15
2010	Joe Banyard	109	623	5.72
2011	Joe Banyard	127	832	6.55
2012	Nathan Jeffery	184	897	4.89
2013	Aaron Jones	155	811	5.23
2014	Aaron Jones	242	1,321	5.46
2015	Jeremiah Laufasa	102	381	3.74
2016	Aaron Jones	229	1,773	7.74
2017	Joshua Fields	89	362	4.10
2018	Quadraiz Wadley	123	627	5.09
2019	Treyvon Hughes	167	682	4.10
2020	Deion Hankins	121	592	4.89
2021	Ronald Awatt	158	844	5.34
2022	Ronald Awatt	163	734	4.50

PASSING

SEASON YARDS

NAME	YEAR	G	ATT	CMP	INT	PCT	TD	YDS
1. Jordan Palmer	2006	12	429	282	14	65.7	26	3,595
2. Jordan Palmer	2005	12	434	258	19	59.4	29	3,503
3. Trevor Vittatoe	2009	12	409	224	13	54.8	17	3,308
4. Trevor Vittatoe	2008	12	418	246	9	58.9	33	3,274
5. Gavin Hardison	2021	13	357	198	13	55.5	18	3,217
6. Sammy Garza	1986	12	410	258	19	62.9	21	3,140
7. Trevor Vittatoe	2007	12	407	224	7	55.0	25	3,101
8. Billy Stevens	1965	10	432	196	29	45.4	21	3,032
9. Jordan Palmer	2004	12	366	213	18	58.2	26	2,818
10. Trevor Vittatoe	2010	13	407	220	13	54.1	22	2,756

CAREER YARDS

NAME	YEARS	G	ATT	CMP	INT	PCT	TD	YDS
1. Trevor Vittatoe	2007-10	49	1,641	914	42	55.7	97	12,439
2. Jordan Palmer	2003-06	46	1,427	851	64	59.6	88	11,084
3. Gavin Hardison	2019-Pr.	32	932	497	26	53.3	35	7,015
4. Billy Stevens	1965-67	28	943	426	65	45.2	51	6,485
5. Sammy Garza	1983-86	40	817	483	47	59.1	35	6,130
6. Rocky Perez	1997-00	44	716	400	18	55.9	33	5,108
7. Pat Hegarty	1987-88	22	603	334	25	55.4	30	4,593
8. John Rayborn	1995, 97-98	30	661	342	28	51.7	32	4,194
9. Mike Perez	1990-93	36	638	315	21	49.4	20	4,144
10. Bill Craig	1969-71	30	628	259	41	41.2	16	3,807

SEASON YARDS PER GAME

NAME	YEAR	G	ATT	CMP	INT	PCT	YDS	TD	YPG
1. Billy Stevens	1965	10	432	196	29	45.4	3,032	21	303.2
2. Jordan Palmer	2006	12	429	282	14	65.7	3,595	26	299.6
3. Jordan Palmer	2005	12	434	258	19	59.4	3,503	29	291.9
4. Trevor Vittatoe	2009	12	409	224	13	54.8	3,308	17	275.7
5. Trevor Vittatoe	2008	12	418	246	9	58.9	3,274	33	272.8
6. Sammy Garza	1986	12	410	258	19	62.9	3,140	21	261.7
7. Trevor Vittatoe	2007	12	407	224	7	55.0	3,101	25	258.4
8. Gavin Hardison	2021	13	357	198	13	55.5	3,217	18	247.5
9. Rocky Perez	2000	11	338	200	6	59.2	2,661	26	241.9
10. Howard Gasser	1989	11	359	189	19	52.6	2,586	16	235.1

CAREER YARDS PER GAME

(Minimum 2,500 yards; Player must have concluded his career)

NAME	YEARS	G	ATT	CMP	INT	PCT	YDS	TD	YPG
1. Trevor Vittatoe	2007-10	49	1,641	914	42	55.7	12,439	97	253.9
2. Jordan Palmer	2003-06	46	1,427	851	64	59.6	11,084	88	241.0
3. Billy Stevens	1965-67	28	943	426	65	45.2	6,485	51	231.6
4. Howard Gasser	1989-90	17	502	273	22	54.4	3,609	21	212.3
5. Pat Hegarty	1987-88	22	603	334	25	55.4	4,593	30	208.8
6. Nick Lamaison	2011-12	19	476	256	19	53.8	3,404	24	179.2
7. Gary Keithley	1971-72	20	470	267	24	56.8	3,245	13	162.3
8. Jameill Showers	2013-14	20	474	266	10	56.1	3,121	23	156.1
9. Sammy Garza	1983-86	40	817	483	47	59.1	6,130	35	153.3
10. John Rayborn	1995, 97-98	30	661	342	28	51.7	4,194	32	139.8

SEASON PASSING EFFICIENCY

(Minimum 15 attempts per game; 100 completions)

NAME	YEAR	G	ATT	CMP	INT	PCT	YDS	TD	PTS
1. Jordan Palmer	2006	12	429	282	14	65.7	3,595	26	149.60
2. Rocky Perez	2000	11	338	200	6	59.2	2,661	26	147.14
3. Jay Stuckey	1999	12	225	145	13	64.4	1,918	15	146.49
4. Trevor Vittatoe	2008	12	418	246	9	58.9	3,274	33	146.39
5. Ryan Metz	2016	11	201	130	4	64.7	1,375	14	141.14
6. Jordan Palmer	2005	12	434	258	19	59.4	3,503	29	140.54
7. Gavin Hardison	2021	13	357	198	13	55.5	3,217	18	140.50
8. Jordan Palmer	2004	12	366	213	18	58.2	2,818	26	136.48
9. Trevor Vittatoe	2007	12	407	224	7	55.0	3,101	25	135.87
10. Sammy Garza	1986	12	410	258	19	62.9	3,140	21	134.89

CAREER PASSING EFFICIENCY

(Minimum 200 completions; Player must have concluded his career)

NAME	YEARS	G	ATT	CMP	INT	PCT	YDS	TD	PTS
1. Jordan Palmer	2003-06	46	1,427	851	64	59.6	11,084	88	136.26
2. Trevor Vittatoe	2007-10	49	1,641	914	42	55.7	12,439	97	133.76
3. Pat Hegarty	1987-88	22	603	334	25	55.4	4,593	30	127.50
4. Rocky Perez	1997-00	44	716	400	18	55.9	5,108	33	125.97
5. Sammy Garza	1983-86	40	817	483	47	59.1	6,130	35	124.78
6. Jameill Showers	2013-14	20	474	266	10	56.1	3,121	23	123.22
7. Nick Lamaison	2011-12	19	476	256	19	53.8	3,404	24	122.51
8. Howard Gasser	1989-90	17	502	273	22	54.4	3,609	21	119.81
9. Brooks Dawson	1966-68	28	488	219	21	44.9	3,348	34	116.89
10. Gary Keithley	1971-72	20	470	267	24	56.8	3,245	13	113.72

SEASON COMPLETION PERCENTAGE

(Minimum 15 attempts per game; 100 completions)

NAME	YEAR	ATT	CMP	PCT
1. Jordan Palmer	2006	429	282	65.7
2. Ryan Metz	2016	201	130	64.7
3. Jay Stuckey	1999	225	145	64.4
4. Sammy Garza	1986	410	258	62.9
5. Sammy Garza	1985	200	120	60.0
6. Jordan Palmer	2005	434	258	59.4
7. Rocky Perez	2000	338	200	59.2
8. Trevor Vittatoe	2008	418	246	58.9
9. Jordan Palmer	2004	366	213	58.2
10. Nick Lamaison	2011	224	130	58.0

T INDIVIDUAL LEADERS

CAREER COMPLETION PERCENTAGE

(Minimum 200 completions; Player must have concluded his career)

NAME	YEARS	ATT	CMP	PCT
1. Jordan Palmer	2003-06	1,427	851	59.6
2. Sammy Garza	1983-86	817	483	59.1
3. Ryan Metz	2015-18	540	310	57.4
4. Gary Keithley	1971-72	470	267	56.8
5. Jameill Showers	2013-14	474	266	56.1
6. Rocky Perez	1997-00	716	400	55.9
7. Trevor Vittatoe	2007-10	1,641	914	55.7
8. Pat Hegarty	1987-88	603	334	55.4
9. Howard Gasser	1989-90	502	273	54.4
10. Nick Lamaison	2011-12	476	256	53.8

SEASON TOUCHDOWN PASSES

NAME	YEAR	G	TD
1. Trevor Vittatoe	2008	12	33
2. Jordan Palmer	2005	12	29
3. Rocky Perez	2000	11	26
Jordan Palmer	2004	12	26
Jordan Palmer	2006	12	26
6. Trevor Vittatoe	2007	12	25
7. Trevor Vittatoe	2010	13	22
8. Billy Stevens	1965	10	21
Sammy Garza	1986	12	21
10. Billy Stevens	1966	10	19

CAREER TOUCHDOWN PASSES

NAME	YEARS	G	TD
1. Trevor Vittatoe	2007-10	49	97
2. Jordan Palmer	2003-06	34	88
3. Billy Stevens	1965-67	28	51
4. Sammy Garza	1983-86	40	35
Gavin Hardison	2019-Pr.	32	35
6. Brooks Dawson	1966-68	28	34
7. Rocky Perez	1997-00	44	33
8. John Rayborn	1995, 97-98	30	32
9. Pat Hegarty	1987-88	22	30
10. Ryan Metz	2015-18	32	26

SEASON COMPLETIONS

NAME	YEAR	G	CMP
1. Jordan Palmer	2006	12	282
2. Sammy Garza	1986	12	258
Jordan Palmer	2005	12	258
4. Trevor Vittatoe	2008	12	246
5. Trevor Vittatoe	2007	12	224
Trevor Vittatoe	2009	12	224
7. Trevor Vittatoe	2010	13	220
8. Jordan Palmer	2004	12	213
9. Rocky Perez	2000	11	200
10. Gavin Hardison	2021	13	198

CAREER COMPLETIONS

NAME	YEARS	G	CMP
1. Trevor Vittatoe	2007-10	49	914
2. Jordan Palmer	2003-06	34	851
3. Gavin Hardison	2019-Pres.	32	497
4. Sammy Garza	1983-86	40	483
5. Billy Stevens	1965-67	28	426
6. Rocky Perez	1997-00	44	400
7. John Rayborn	1995, 97-98	30	342
8. Pat Hegarty	1987-88	22	334
9. Mike Perez	1990-93	36	315
10. Ryan Metz	2015-18	32	310

SEASON ATTEMPTS

NAME	YEAR	G	ATT
1. Jordan Palmer	2005	12	434
2. Billy Stevens	1965	10	432
3. Jordan Palmer	2006	12	429
4. Trevor Vittatoe	2008	12	418
5. Sammy Garza	1986	12	410
6. Trevor Vittatoe	2009	12	409
7. Trevor Vittatoe	2007	12	407
Trevor Vittatoe	2010	13	407
9. Jordan Palmer	2004	12	366
10. Howard Gasser	1989	11	359

CAREER ATTEMPTS

NAME	YEARS	G	ATT
1. Trevor Vittatoe	2007-10	49	1,641
2. Jordan Palmer	2003-06	34	1,427
3. Billy Stevens	1965-67	28	943
4. Gavin Hardison	2019-Pres.	32	932
5. Sammy Garza	1983-86	40	817
6. Rocky Perez	1997-00	44	716
7. John Rayborn	1995, 97-98	30	661
8. Mike Perez	1990-93	36	638
9. Bill Craig	1969-71	30	628
10. John Furman	1958-61	39	626

CAREER 300-YARD GAMES

NAME	YEARS	300-YARD GAMES
Jordan Palmer	2003-06	16
Trevor Vittatoe	2007-10	14
Billy Stevens	1965-67	7
Brooks Dawson	1966-68	6
Sammy Garza	1983-86	4
Howard Gasser	1989-90	4
Bill Craig	1969-71	3
Pat Hegarty	1987-88	3
Gavin Hardison	2019-Pres.	3
Gary Keithley	1971-72	2
Rocky Perez	1997-00	2
Nick Lamaison	2011-12	2

Several players with one game

YEARLY LEADER

YEAR	NAME	ATT	CMP	INT	PCT	YDS	TD
1937	Ken Heineman	175	75	14	.429	1,282	6
1938	Ken Heineman	125	57	20	.456	787	8
1939	Ken Heineman	184	82	12	.446	804	4
1940	Gil Salcedo	66	27	5	.409	542	6
1941	Owen Price	208	94	19	.452	997	7
1942	Vic Clark	136	71	12	.522	846	6
1946	Vic Clark	107	61	8	.570	607	6
1947	Jim Bowden	93	53	7	.570	574	2
1948	Jim Bowden	38	26	3	.684	417	5
1949	Ralph Brewster	57	23	3	.404	419	4
1950	Bill McWilliams	67	30	6	.448	458	8
1951	Billy Bob Plumbley	122	65	15	.533	780	7
1952	Dick Shinaut	208	102	15	.490	1,520	13
1953	Dick Shinaut	92	53	6	.576	720	5
1954	Jesse Whittenton	111	45	8	.405	577	5
1955	Jesse Whittenton	113	50	8	.442	780	7
1956	Bob Laraba	75	26	7	.347	568	4
1957	Bob Laraba	52	27	3	.519	497	9
1958	John Furman	70	29	5	.414	355	1
1959	John Furman	184	89	10	.484	1,132	9
1960	John Furman	192	94	7	.490	1,094	4
1961	John Furman	180	85	10	.472	1,026	10
1962	Jerry Tucker	80	39	5	.488	473	5
1963	Jerry Tucker	181	70	15	.387	865	3
1964	Joe Harrison	57	20	5	.351	308	2
1965	Billy Stevens	432	196	29	.454	3,032	21
1966	Billy Stevens	305	140	17	.459	2,088	19

INDIVIDUAL LEADERS

YEAR	NAME	ATT	CMP	INT	PCT	YDS	TD
1967	Billy Stevens	206	90	19	.437	1,365	11
1968	Brooks Dawson	279	123	12	.441	1,764	14
1969	Bill Craigo	285	111	23	.389	1,560	5
1970	Bill Craigo	309	138	17	.447	2,123	10
1971	Gary Keithley	218	123	14	.564	1,375	6
1972	Gary Keithley	252	144	10	.571	1,870	7
1973	Frank Duncan	225	107	20	.476	1,370	7
1974	Bobby McKinley	195	95	12	.487	1,512	13
1975	Bobby McKinley	153	51	15	.333	673	3
1976	Steve Smith	125	46	15	.368	695	3
1977	Oscar Ramirez	202	83	17	.411	1,252	13
1978	Oscar Ramirez	278	118	23	.424	1,460	7
1979	Keith Castle	99	44	8	.444	475	0
1980	Keith Castle	90	42	7	.467	471	2
1981	Brad McEachern	124	71	6	.573	690	3
1982	Kevin Ward	208	94	10	.452	1,141	3
1983	Jay Cleveland	146	71	7	.486	834	1
1984	Sammy Garza	141	60	10	.468	899	4
1985	Sammy Garza	200	120	12	.600	1,654	6
1986	Sammy Garza	410	258	19	.629	3,140	21
1987	Pat Hegarty	273	153	16	.560	2,064	13
1988	Pat Hegarty	330	181	9	.548	2,529	17
1989	Howard Gasser	359	189	19	.526	2,586	16
1990	Mike Perez	211	100	9	.474	1,220	5
1991	Mike Perez	265	131	7	.494	1,913	10
1992	Shawn Gray	197	100	8	.508	1,297	2
1993	Corey Tucker	143	64	5	.448	889	4
1994	Shawn Gray	260	110	12	.423	1,662	9
1995	John Rayborn	295	156	13	.529	1,913	16
1996	Leonard Lilja	220	106	10	.482	1,193	9
1997	Rocky Perez	114	58	4	.509	728	2
1998	John Rayborn	258	139	6	.539	1,641	12
1999	Jay Stuckey	225	145	13	.644	1,918	15
2000	Rocky Perez	338	200	6	.592	2,661	26
2001	Wesley Phillips	257	143	11	.556	1,839	10
2002	Omar Duarte	161	79	4	.491	1,000	6
2003	Orlando Cruz	203	103	11	.507	1,360	6
2004	Jordan Palmer	366	213	18	.582	2,818	26
2005	Jordan Palmer	434	258	19	.594	3,503	29
2006	Jordan Palmer	429	282	14	.657	3,595	26
2007	Trevor Vittatoe	407	224	7	.550	3,101	25
2008	Trevor Vittatoe	418	246	9	.589	3,274	33
2009	Trevor Vittatoe	409	224	13	.548	3,308	17
2010	Trevor Vittatoe	407	220	13	.541	2,756	22
2011	Nick Lamaison	224	130	10	.580	1,718	12
2012	Nick Lamaison	252	126	9	.500	1,686	12
2013	Jameill Showers	188	107	4	.569	1,263	11
2014	Jameill Showers	286	159	6	.556	1,858	12
2015	Mack Leftwich	192	105	3	.547	1,228	9
2016	Ryan Metz	201	130	4	.647	1,375	14
2017	Zack Greenlee	151	72	6	.447	818	4
2018	Kai Locksley	169	83	9	.491	937	3
2019	Kai Locksley	181	103	5	.569	1,329	6
2020	Gavin Hardison	199	108	5	.543	1,419	5
2021	Gavin Hardison	357	198	13	.555	3,217	18
2022	Gavin Hardison	315	164	8	.521	2,044	11

RECEIVING

SEASON RECEPTIONS

NAME	YEAR	YDS	AVG	TD	REC
1. Johnnie Lee Higgins, Jr.	2006	1,319	16.1	13	82
2. Chuck Hughes	1965	1,519	19.0	12	80
3. Tyrin Smith	2022	1,039	14.6	7	71
4. Lee Mays	2000	1,098	15.7	15	70
5. Jacob Cowing	2021	1,354	19.6	7	69
6. Jeff Moturi	2007	891	13.7	13	65
7. Brian Natkin	2000	787	12.3	4	64
8. Lee Mays	1999	881	14.7	9	60
9. Brian Natkin	1999	648	11.0	4	59
10. Reggie Barrett	1989	1,042	18.0	10	58

CAREER RECEPTIONS

NAME	YEARS	YDS	AVG	TD	REC
1. Lee Mays	1998-01	2,908	14.5	28	200
2. Johnnie Lee Higgins, Jr.	2003-06	3,218	16.9	32	190
3. Brian Natkin	1997-00	1,934	11.2	11	172
4. Jeff Moturi	2006-09	2,527	14.9	26	170
5. Chuck Hughes	1964-66	2,882	17.8	19	162
6. Reggie Barrett	1987-90	2,558	16.7	19	153
7. Kris Adams	2007-10	2,657	18.5	30	144
8. Jacob Cowing	2019-21	2,595	18.4	13	141
9. Ed Puishes	1969-71	2,234	16.2	8	138
10. Chris Francies	2002-05	2,022	15.8	12	128
Justin Garrett	2018-21	1,641	12.8	10	128

SEASON YARDAGE

NAME	YEAR	REC	AVG	TD	YDS
1. Chuck Hughes	1965	80	19.0	12	1,519
2. Jacob Cowing	2021	69	19.6	7	1,354
3. Johnnie Lee Higgins, Jr.	2006	82	16.1	13	1,319
4. Lee Mays	2000	70	15.7	15	1,098
5. Kris Adams	2010	47	22.8	14	1,070
6. Reggie Barrett	1989	58	18.0	10	1,042
7. Tyrin Smith	2022	71	14.6	7	1,039
8. Ed Puishes	1970	57	17.5	3	1,000
9. Jeff Moturi	2009	53	18.4	4	974
10. Jordan Leslie	2012	51	19.1	6	973

CAREER YARDAGE

NAME	YEARS	REC	AVG	TD	YDS
1. Johnnie Lee Higgins, Jr.	2003-06	190	16.9	32	3,218
2. Lee Mays	1998-01	200	14.5	28	2,908
3. Chuck Hughes	1964-66	162	17.8	19	2,882
4. Kris Adams	2007-10	144	18.5	30	2,657
5. Jacob Cowing	2019-21	141	18.4	13	2,595
6. Reggie Barrett	1987-90	153	16.7	19	2,558
7. Jeff Moturi	2006-09	170	14.9	26	2,527
8. Ed Puishes	1969-71	138	16.2	8	2,234
9. Bob Wallace	1965-67	123	17.6	19	2,161
10. Chris Francies	2002-05	128	15.8	12	2,022

SEASON YARDS PER RECEPTION

(Minimum 20 receptions)

NAME	YEAR	REC	YDS	TD	AVG
1. Kris Adams	2010	47	1,070	14	22.77
2. Volley Murphy	1967	40	876	12	21.90
3. Ian Hamilton	2014	27	579	2	21.44
4. Johnnie Lee Higgins, Jr.	2004	34	700	10	20.59
5. Eric Anderson	1985	24	484	1	20.17
6. Donavon Kemp	2011	23	456	1	19.83
7. Jacob Cowing	2021	69	1,354	7	19.62
8. Arnie Adkison	1987	31	597	3	19.26
9. Volley Murphy	1968	32	614	7	19.19
10. Kris Adams	2008	50	958	14	19.16

INDIVIDUAL LEADERS

CAREER YARDS PER RECEPTION

(Minimum 35 receptions; Player must have concluded his career)

	NAME	YEARS	REC	YDS	TD	AVG
1.	Ansel Littlejohn	1990-91	36	750	4	20.83
2.	Volley Murphy	1967-68	72	1,490	19	20.69
3.	Kris Adams	2007-10	144	2,657	30	18.45
4.	Jacob Cowing	2019-21	141	2,595	13	18.40
5.	Chuck Hughes	1965-66	162	2,882	19	17.79
6.	Bob Wallace	1965-67	123	2,161	19	17.57
7.	Harold Collins	1986-87	59	1,024	9	17.36
8.	Ian Hamilton	2012-14	57	975	3	17.11
9.	Frank Jarzombek	1977-80	52	889	8	17.10
10.	Johnnie Lee Higgins, Jr.	2003-06	190	3,218	32	16.94

SEASON TOUCHDOWNS

	NAME	YEAR	G	TD
1.	Lee Mays	2000	11	15
2.	Kris Adams	2008	12	14
	Kris Adams	2010	13	14
4.	Johnnie Lee Higgins, Jr.	2006	12	13
	Jeff Moturi	2007	12	13
6.	Chuck Hughes	1965	10	12
	Volley Murphy	1967	9	12
8.	Reggie Barrett	1989	11	10
	Johnnie Lee Higgins, Jr.	2004	12	10
	David Karns	1966	10	10

CAREER TOUCHDOWNS

	NAME	YEARS	G	TD
1.	Johnnie Lee Higgins, Jr.	2003-06	49	32
2.	Kris Adams	2007-10	48	30
3.	Lee Mays	1998-01	45	28
4.	Jeff Moturi	2006-09	44	26
5.	Chuck Hughes	1964-66	30	19
	Bob Wallace	1965-67	29	19
	Volley Murphy	1967-68	18	19
	Reggie Barrett	1987-90	36	19
9.	Jordan Leslie	2011-13	36	15
10.	David Karns	1966-68	25	14
	Cedric Johnson	1993-96	44	14

CAREER 200-YARD GAMES

	NAME	YEARS	200-YARD GAMES
	Chuck Hughes	1964-66	2
	Bob Wallace	1965-67	1
	Volley Murphy	1967-68	1
	Arnie Adkison	1985-88	1
	Johnnie Lee Higgins, Jr.	2003-06	1
	Jordan Leslie	2011-13	1

CAREER 100-YARD GAMES

	NAME	YEARS	100-YARD GAMES
	Chuck Hughes	1964-66	13
	Jacob Cowing	2019-21	13
	Reggie Barrett	1987-90	12
	Johnnie Lee Higgins, Jr.	2003-06	11
	Ed Puiashes	1969-71	10
	Lee Mays	1998-01	10
	Jeff Moturi	2006-09	10
	Kris Adams	2007-10	10
	Bob Wallace	1965-67	8
	Jordan Leslie	2011-13	8
	Volley Murphy	1967-68	6
	J.J. Rowlett	1991-94	6
	Bubba Garcia	1976-79	5
	Chris Francies	2002-05	5
	Justin Garrett	2018-21	5
	Tyrin Smith	2021-Pr.	5
	Jimmy Carpenter	1995-98	4
	Greg Taylor	1972	3
	Lonnie Crittenden	1972-73	3

	Harold Johnson	1975-78	3
	Eric Anderson	1982-85	3
	Glenn Bishop	1988-91	3
	Jayson Boyd	2004-05	3
	Michael Edwards	2011-12	3
	Ian Hamilton	2012-14	3
	Jimmy Walker	1949-51	2
	Gene Odell	1952-53	2
	David Karns	1966-68	2
	Billy Taylor	1968-70	2
	Arnie Adkison	1985-88	2
	Keonta Golson	1997-98	2
	Allan Ray	1997-00	2
	Terrance Minor	1998-99, 01-02	2
	Joe West	2003-07	2

Several players with one game

YEARLY LEADER

YEAR	NAME	REC	YDS	TD
1937	Red Andrews	31	480	n/a
1938	Morris Raney	17	281	n/a
1939	Charles Dean	20	316	n/a
1940	Jack Telford	23	318	n/a
1941	Jack Telford	28	418	n/a
1942	Albert Salem	36	401	n/a
1946	Albert Salem	26	382	2
1947	Ed Smith	12	169	1
1948	Robert Grounds	11	183	2
1949	Robert Grounds	12	108	1
1950	Jimmy Walker	17	228	2
1951	Jimmy Walker	40	440	3
1952	John Birkhead	31	386	4
1953	Gene Odell	25	397	2
1954	John Howle	28	365	1
1955	Dick Forrest	18	339	2
1956	Dick Forrest	9	137	2
1957	Dick Forrest	11	138	1
1958	Lee Allan Jones	14	187	1
1959	Larry Meeks	24	263	1
1960	Del Williams	36	414	2
1961	Ralph Kennedy	18	349	2
1962	Jim Evans	21	242	0
1963	Jim Evans	36	480	2
1964	Chuck Hughes	34	616	2
1965	Chuck Hughes	80	1,519	12
1966	Chuck Hughes	48	747	5
1967	Volley Murphy	40	876	12
1968	David Karns	34	419	3
1969	Ed Puiashes	55	899	4
1970	Ed Puiashes	57	1,000	3
1971	Mike Anderson	33	410	1
1972	Greg Taylor	53	878	4
1973	Lonnie Crittenden	40	650	5
1974	Mike Walker	23	438	3
1975	Bill Avery	18	271	3
1976	Harold Johnson	16	314	1
1977	Bubba Garcia	53	826	9
1978	Bubba Garcia	40	451	2
1979	David Logston	18	190	1
1980	Delbert Thompson	22	172	0
1981	Delbert Thompson	27	272	1
1982	Jerry Jones	21	322	0
1983	Eric Anderson	24	285	1
1984	Eric Anderson	21	390	2
1985	Larry Linne	30	481	3
1986	Bob Keseday	47	620	2
1987	John Harvey	35	250	2
1988	Reggie Barrett	50	781	6
1989	Reggie Barrett	58	1,042	10
1990	Reggie Barrett	43	710	3
1991	Glenn Bishop	38	676	4
1992	J.J. Rowlett	33	442	1
1993	J.J. Rowlett	32	508	2

INDIVIDUAL LEADERS

1994	J.J. Rowlett	35	664	3
1995	Alvin Black	39	349	5
1996	Cedric Johnson	52	634	7
1997	Jimmy Carpenter	47	767	3
1998	Jimmy Carpenter	52	691	1
1999	Lee Mays	60	881	9
2000	Lee Mays	70	1,098	15
2001	Lee Mays	53	733	1
2002	Terrance Minor	41	630	7
2003	Chris Marrow	34	467	3
2004	Jayson Boyd	42	560	5
2005	Johnnie Lee Higgins, Jr.	49	837	9
2006	Johnnie Lee Higgins, Jr.	82	1,319	13
2007	Jeff Moturi	65	891	13
2008	Kris Adams	50	958	14
2009	Jeff Moturi	53	974	4
2010	Kris Adams	47	1,070	14
2011	Michael Edwards	50	657	3
2012	Jordan Leslie	51	973	6
2013	Jordan Leslie	44	612	7
2014	Ian Hamilton	27	579	2
2015	Jaquan White	41	494	7
2016	Cole Freytag	36	520	5
2017	Tyler Batson	21	370	2
2018	Warren Redix	36	442	0
2019	Justin Garrett	40	446	3
2020	Jacob Cowing	41	691	3
2021	Jacob Cowing	69	1,354	7
2022	Tyrin Smith	71	1,039	7

SCORING

SEASON POINTS PER GAME

	NAME	YEAR	G	TD	XPT	FG	PTS	PPG
1.	Fred Wendt	1948	10	20	32	0	152	15.2
2.	Donald Buckram	2009	12	21	0	0	126	10.5
3.	Chris Jacke	1988	12	0	48	25	123	10.3
4.	Aaron Jones	2016	12	20	0	0	120	10.0
5.	John Harvey	1987	11	18	0	0	108	9.8
	Marcus Thomas	2007	11	18	0	0	108	9.8
7.	Jose Martinez	2008	12	0	45	20	105	8.8
8.	Lee Mays	2000	11	15	0	0	90	8.2
9.	Reagan Schneider	2004	12	0	52	15	97	8.1
10.	Volley Murphy	1967	9	12	0	0	72	8.0

CAREER POINTS PER GAME

(Minimum 100 points; Player must have concluded his career)

	NAME	YEARS	G	TD	XPT	FG	PTS	PPG
1.	Jose Martinez	2007-08	24	0	89	37	200	8.33
2.	John Harvey	1985-88	42	51	0	0	306	7.29
3.	Fred Wendt	1942, 46-48	28	26	39	0	195	6.96
4.	Aaron Jones	2013-16	35	40	0	0	240	6.86
5.	Volley Murphy	1967-68	18	19	0	0	114	6.33
6.	Reagan Schneider	2003-06	46	0	137	50	287	6.24
7.	Dakota Warren	2010-12	26	0	75	25	150	5.77
8.	Clovis Riley	1951-53	30	25	0	0	150	5.00
9.	Pug Gabrel	1947-50	34	28	1	0	169	4.97
10.	Toraino Singleton	1994-95	23	19	0	0	114	4.96

SEASON POINTS

(Overall)

	NAME	YEAR	G	TD	XPT	FG	PTS
1.	Fred Wendt	1948	10	20	32	0	152
2.	Donald Buckram	2009	12	21	0	0	126
3.	Chris Jacke	1988	12	0	48	25	123
4.	Aaron Jones	2016	12	20	0	0	120
5.	John Harvey	1987	11	18	0	0	108
	Marcus Thomas	2007	11	18	0	0	108
7.	Jose Martinez	2008	12	0	45	20	105
8.	Reagan Schneider	2004	12	0	52	15	98
9.	Gavin Baechle	2022	12	0	31	22	97
10.	Reagan Schneider	2005	12	0	41	18	95
	Jose Martinez	2007	12	0	44	17	95

CAREER POINTS

(Overall)

	NAME	YEARS	G	TD	XPT	FG	PTS
1.	John Harvey	1985-88	42	51	0	0	306
2.	Reagan Schneider	2003-06	46	0	137	50	287
3.	Gavin Baechle	2018-22	57	0	110	58	284
4.	Jay Mattox	2013-16	49	0	137	40	257
5.	Aaron Jones	2013-16	35	40	0	0	240
6.	Ricky Bishop	1997-00	45	0	96	42	222
7.	Johnnie Lee Higgins, Jr.	2003-06	49	35	0	0	210
8.	Marshall Young	1992-95	46	0	97	35	202
9.	Jose Martinez	2007-08	24	0	89	37	200
10.	Fred Wendt	1942, 46-48	28	26	39	0	195

SEASON POINTS

(Non-Kickers)

	NAME	YEAR	G	TD	XPT	FG	PTS
1.	Fred Wendt	1948	10	20	32	0	152
2.	Donald Buckram	2009	12	21	0	0	126
3.	Aaron Jones	2016	12	20	0	0	120
4.	John Harvey	1987	11	18	0	0	108
	Marcus Thomas	2007	11	18	0	0	108
6.	Lee Mays	2000	11	15	0	0	90
	John Harvey	1986	12	15	0	0	90
	Johnnie Lee Higgins, Jr.	2006	12	15	0	0	90
9.	Kris Adams	2008	12	14	0	0	84
	Kris Adams	2010	13	14	0	0	84
	Aaron Jones	2014	12	14	0	0	84

CAREER POINTS

(Non-Kickers)

	NAME	YEARS	G	TD	XPT	FG	PTS
1.	John Harvey	1985-88	42	51	0	0	306
2.	Aaron Jones	2013-16	35	40	0	0	240
3.	Johnnie Lee Higgins, Jr.	2003-06	49	35	0	0	210
4.	Fred Wendt	1942, 46-48	28	26	39	0	195
5.	Marcus Thomas	2004-07	43	32	0	0	192
6.	Howard Jackson	2001-04	45	31	0	0	186
7.	Kris Adams	2007-10	48	30	0	0	180
8.	Lee Mays	1998-01	45	28	1	0	170
9.	Pug Gabrel	1947-50	34	28	1	0	169
10.	Jeff Moturi	2006-09	44	26	0	0	156

YEARLY LEADER

YEAR	NAME	TD	XPT	2PT	FG	PTS
1946	Ed Smith	7	0	0	0	42
1947	Ed Smith	8	0	0	0	48
1948	Fred Wendt	20	32	0	0	152
1949	Pug Gabrel	11	0	0	0	66
1950	Tom Steel	8	0	0	0	48
1951	Clovis Riley	7	0	0	0	42
1952	Clovis Riley	11	0	0	0	66
1953	Clovis Riley	7	0	0	0	42
1954	Jesse Whittenton	6	25	0	0	61
1955	Jesse Whittenton	4	21	0	0	45
1956	Jim Bevers	9	0	0	0	54
1957	Don Maynard	8	11	0	0	59
1958	Bob Laraba	6	3	1	0	41
1959	Kent Babb	3	12	2	1	37
1960	Charles Bradshaw	7	0	0	0	42
1961	Don Boyce	6	6	0	0	42
1962	Ulysses Kendall	5	0	0	0	30
1963	Jerry Tucker	4	0	0	0	24
1964	Chuck Hughes	3	0	0	0	18
	Dick Weeks	3	0	0	0	18
1965	Chuck Hughes	13	0	0	0	78
1966	David Karns	10	0	0	0	60
1967	Volley Murphy	12	0	0	0	72
1968	Volley Murphy	7	0	0	0	42
1969	Jeff White	0	17	0	5	32
1970	Phil Hatch	9	0	0	0	54

INDIVIDUAL LEADERS

YEAR	NAME	TD	XPT	2PT	FG	PTS
1971	Gary Keithley	6	0	0	0	36
1972	Al Barrett	6	0	1	0	38
1973	Bronko Belicheskyy	0	12	0	10	42
1974	Bronko Belicheskyy	0	28	0	6	46
1975	Miguel Alvarez	0	8	0	11	41
1976	Miguel Alvarez	0	13	0	9	40
1977	Bubba Garcia	9	0	0	0	54
1978	Oscar Ramirez	5	0	0	0	30
1979	Steve Folkner	0	11	0	5	26
1980	Keith Castle	4	0	0	0	24
1981	Scott Wedell	0	15	0	7	36
1982	Scott Wedell	0	16	0	11	49
1983	Scott Wedell	0	13	0	15	58
1984	Hugo Castellanos	0	13	0	11	46
1985	Hugo Castellanos	0	12	0	11	45
1986	John Harvey	15	0	0	0	90
1987	John Harvey	18	0	0	0	108
1988	Chris Jacke	0	48	0	25	123
1989	Reggie Barrett	10	0	0	0	60
1990	Jason Gillespie	0	13	0	11	46
1991	Jason Gillespie	0	22	0	14	64
1992	Marshall Young	0	26	0	8	50
1993	Marshall Young	0	23	0	11	56
1994	Toraino Singleton	11	0	0	0	66
1995	Toraino Singleton	8	0	0	0	48
1996	Cedric Johnson	8	0	1	0	50
1997	Ola Kimrin	0	8	0	5	23
1998	Ricky Bishop	0	19	0	15	64
1999	Paul Smith	13	0	0	0	78
2000	Lee Mays	15	0	0	0	90
2001	Keith Robinson	0	27	0	6	45
2002	Keith Robinson	0	28	0	8	52
2003	Howard Jackson	8	0	0	0	48
2004	Reagan Schneider	0	52	0	15	97
2005	Reagan Schneider	0	41	0	18	95
2006	Johnnie Lee Higgins, Jr.	15	0	0	0	90
2007	Marcus Thomas	18	0	0	0	108
2008	Jose Martinez	0	45	0	20	105
2009	Donald Buckram	21	0	0	0	126
2010	Kris Adams	14	0	0	0	84
2011	Leilyon Myers	12	0	0	0	72
2012	Steven Valadez	0	25	0	10	55
2013	Jay Mattox	0	32	0	7	53
2014	Aaron Jones	14	0	0	0	84
2015	Jay Mattox	0	23	0	15	68
2016	Aaron Jones	20	0	0	0	120
2017	Brady Viles	0	11	0	1	14
2018	Quardraiz Wadley	8	-	-	-	48
2019	Treyvon Hughes	12	-	-	-	72
2020	Deion Hankins	9	-	-	-	54
2021	Gavin Baechle	0	34	0	18	88
2022	Gavin Baechle	0	31	0	22	97

KICKING

SEASON POINTS

	NAME	YEAR	PAT	PCT	FG	PCT	PTS
1.	Chris Jacke	1988	48-48	1.000	25-27	.926	123
2.	Jose Martinez	2008	45-46	.978	20-27	.741	105
3.	Reagan Schneider	2004	52-53	.981	15-20	.750	97
	Gavin Baechle	2022	31-31	1.000	22-24	.917	97
5.	Reagan Schneider	2005	41-41	1.000	18-23	.783	95
	Jose Martinez	2007	44-46	.957	17-20	.850	95
7.	Gavin Baechle	2021	34-35	.972	18-24	.750	88
8.	Reagan Schneider	2006	34-37	.919	16-20	.800	82
	Jay Mattox	2014	43-44	.977	13-16	.813	82
10.	Ricky Bishop	2000	40-43	.930	13-18	.722	79

CAREER POINTS

	NAME	YEARS	PAT	PCT	FG	PCT	PTS
1.	Reagan Schneider	2003-06	137-141	.972	50-67	.746	287
2.	Gavin Baechle	2018-22	110-111	.991	58-73	.795	284
3.	Jay Mattox	2013-16	137-140	.979	40-57	.702	257
4.	Ricky Bishop	1997-00	96-103	.932	42-58	.724	222
5.	Marshall Young	1992-95	97-100	.970	35-51	.686	202
6.	Jose Martinez	2007-08	89-92	.967	37-47	.787	200
7.	Hugo Castellanos	1984-87	75-79	.949	38-51	.745	189
8.	Scott Wedell	1980-83	60-65	.923	35-56	.625	165
9.	Chris Jacke	1984-86, 88	66-69	.957	30-35	.857	156
10.	Dakota Warren	2010-12	75-77	.974	25-45	.556	150

SEASON FIELD GOALS

	NAME	YEAR	G	FG
1.	Chris Jacke	1988	12	25
2.	Gavin Baechle	2022	12	22
3.	Jose Martinez	2008	12	20
4.	Reagan Schneider	2005	12	18
	Gavin Baechle	2021	13	18
6.	Jose Martinez	2007	12	17
7.	Reagan Schneider	2006	12	16
8.	Scott Wedell	1983	12	15
	Ricky Bishop	1998	11	15
	Reagan Schneider	2004	12	15
	Jay Mattox	2015	12	15

CAREER FIELD GOALS

	NAME	YEARS	G	FG
1.	Gavin Baechle	2018-22	57	58
2.	Reagan Schneider	2003-06	46	50
3.	Ricky Bishop	1997-00	45	42
4.	Jay Mattox	2013-16	49	40
5.	Hugo Castellanos	1984-87	43	38
6.	Jose Martinez	2007-08	24	37
	Scott Wedell	1980-83	47	35
	Marshall Young	1992-95	46	35
9.	Chris Jacke	1984-86, 88	35	30
10.	Miguel Alvarez	1975-77	34	28

SEASON FIELD GOAL PERCENTAGE

(Minimum 10 attempts)

	NAME	YEAR	FG	FGA	PCT
1.	Chris Jacke	1988	25	27	.926
2.	Gavin Baechle	2022	22	24	.917
3.	Jose Martinez	2007	17	20	.850
4.	Marshall Young	1993	11	13	.846
5.	Jay Mattox	2014	13	16	.813
6.	Gavin Baechle	2019	13	16	.812
7.	Reagan Schneider	2006	16	20	.800
8.	Jay Mattox	2015	15	19	.789
9.	Hugo Castellanos	1984	11	14	.786
10.	Reagan Schneider	2005	18	23	.783

CAREER FIELD GOAL PERCENTAGE

(Minimum 20 attempts; Player must have concluded his career)

	NAME	YEARS	FG	FGA	PCT
1.	Chris Jacke	1984-86, 88	30	35	.857
2.	Gavin Baechle	2018-22	58	73	.795
3.	Jose Martinez	2007-08	37	47	.787
4.	Reagan Schneider	2003-06	50	67	.746
5.	Hugo Castellanos	1984-87	38	51	.745
6.	Ricky Bishop	1997-00	42	58	.724
7.	Jay Mattox	2013-16	40	57	.702
8.	Marshall Young	1992-95	35	51	.686
9.	Scott Wedell	1980-83	35	56	.625
10.	Jason Gillespie	1989-91	25	41	.610

INDIVIDUAL LEADERS

SEASON PATS

	NAME	YEAR	G	PAT
1.	Reagan Schneider	2004	12	52
2.	Chris Jacke	1988	12	48
3.	Jose Martinez	2008	12	45
4.	Jose Martinez	2007	12	44
5.	Jay Mattox	2014	13	43
6.	Dakota Warren	2010	13	42
7.	Reagan Schneider	2005	12	41
8.	Ricky Bishop	2000	11	40
9.	Logan Barrett	2009	12	39
	Jay Mattox	2016	12	39

CAREER PATS

	NAME	YEARS	G	PAT
1.	Reagan Schneider	2003-06	46	137
	Jay Mattox	2013-16	49	137
3.	Gavin Baechle	2018-22	57	110
4.	Marshall Young	1992-95	46	97
5.	Ricky Bishop	1997-00	45	96
6.	Jose Martinez	2007-08	24	89
7.	Keith Robinson	2001-03	34	81
8.	Hugo Castellanos	1984-87	43	75
	Dakota Warren	2010-12	26	75
10.	Chris Jacke	1984-86, 88	35	66

SEASON PATS PERCENTAGE

(Minimum 20 made)

	NAME	YEAR	PAT	PATA	PCT
1.	Chris Jacke	1988	48	48	1.000
	Dakota Warren	2010	42	42	1.000
	Reagan Schneider	2005	41	41	1.000
	Marshall Young	1995	29	29	1.000
	Keith Robinson	2002	28	28	1.000
	Marshall Young	1992	26	26	1.000
	Jay Mattox	2013	32	32	1.000
	Gavin Baechle	2019	22	22	1.000
	Gavin Baechle	2020	23	23	1.000
	Gavin Baechle	2022	31	31	1.000

CAREER PATS PERCENTAGE

(Minimum 40 made; Player must have concluded his career)

	NAME	YEARS	PAT	PATA	PCT
1.	Gavin Baechle	2018-22	110	111	.991
2.	Jay Mattox	2013-16	137	140	.979
3.	Keith Robinson	2001-03	81	83	.976
4.	Dakota Warren	2010-12	75	77	.974
5.	Reagan Schneider	2003-06	137	141	.972
6.	Marshall Young	1992-95	97	100	.970
7.	Jose Martinez	2007-08	89	92	.967
8.	Chris Jacke	1984-86, 88	66	69	.957
9.	Hugo Castellanos	1984-87	75	79	.949
10.	Ricky Bishop	1997-00	96	103	.932

YEARLY LEADER

YEAR	NAME	PAT	FG	LG	PTS
1946	Coleman Huffman	14-19	0	-	14
1947	Fred Wendt	7-10	0	-	*7
1948	Fred Wendt	32-45	0	-	*32
1949	Jim Davis	28-38	1	n/a	31
1950	Jim Davis	31-41	0	-	31
1951	Dick Shinaut	8-15	0	-	8
1952	Dick Shinaut	27-33	1	n/a	30
1953	Dick Shinaut	13-15	0	-	*13
1954	Jesse Whittenton	25-30	0	-	*25
1955	Jesse Whittenton	21-25	0	-	*21
1956	Berman Corbell	19-24	2-3	n/a	25
1957	Don Maynard	11-18	0	-	*11
1958	Bob Laraba	3-6	0	-	*3
1959	Kent Babb	12-14	1-1	26	*15
1960	John Furman	6-7	0-0	-	*6
1961	Don Boyce	6-11	0-0	-	*6

1962	Curtis Robertson	8-9	1-3	24	11
1963	Curtis Robertson	9-13	1-2	21	12
1964	Julius Glosson	2-6	0-0	-	2
1965	Joe Cook	37-40	5-12	34	58
1966	Jerry Waddles	18-23	6-8	39	36
1967	Jerry Waddles	30-38	9-18	46	57
1968	Jerry Waddles	13-18	2-6	27	19
	Jeff White	7-7	4-8	52	19
1969	Jeff White	17-19	5-16	39	32
1970	Jeff White	19-25	10-19	46	49
1971	Ray Brahm	14-15	4-13	36	26
1972	Jack West	9-11	0-3	-	*9
1973	Bronko Belinchesky	12-14	10-18	55	42
1974	Bronko Belinchesky	28-31	6-14	51	46
1975	Miguel Alvarez	8-8	11-21	47	41
1976	Miguel Alvarez	13-18	9-17	55	40
1977	Miguel Alvarez	16-19	8-16	43	40
1978	Steve Folkner	13-19	2-6	47	19
1979	Steve Folkner	11-13	5-12	51	26
1980	Scott Wedell	16-18	2-7	46	22
1981	Scott Wedell	15-17	7-11	58	36
1982	Scott Wedell	16-16	11-18	47	49
1983	Scott Wedell	13-14	15-20	52	58
1984	Hugo Castellanos	13-14	11-14	43	46
1985	Hugo Castellanos	12-12	11-15	50	45
1986	Hugo Castellanos	17-18	6-9	47	35
1987	Hugo Castellanos	33-35	10-13	55	63
1988	Chris Jacke	48-48	25-27	52	123
1989	Dominick Cefalone	17-19	9-16	47	44
1990	Jason Gillespie	13-13	11-16	50	46
1991	Jason Gillespie	22-23	14-25	53	64
1992	Marshall Young	26-26	8-9	47	47
1993	Marshall Young	23-24	11-13	47	56
1994	Marshall Young	19-21	10-18	53	49
1995	Marshall Young	29-29	6-11	45	47
1996	Jon Olsen	18-19	9-13	49	45
1997	Ola Kimrin	8-8	5-8	32	23
1998	Ricky Bishop	19-21	15-20	48	64
1999	Ricky Bishop	31-33	11-15	49	64
2000	Ricky Bishop	40-43	13-18	48	79
2001	Keith Robinson	27-28	6-10	39	45
2002	Keith Robinson	28-28	8-12	59	52
2003	Keith Robinson	26-27	7-14	48	47
2004	Reagan Schneider	52-53	15-20	52	97
2005	Reagan Schneider	41-41	18-23	49	95
2006	Reagan Schneider	34-37	16-20	56	82
2007	Jose Martinez	44-46	17-20	57	95
2008	Jose Martinez	45-46	20-27	64	105
2009	Logan Barrett	39-41	13-18	40	78
2010	Dakota Warren	42-42	12-20	57	78
2011	Dakota Warren	32-34	13-22	47	71
2012	Steven Valadez	25-27	10-15	45	55
2013	Jay Mattox	32-32	7-15	45	53
2014	Jay Mattox	43-44	13-16	47	82
2015	Jay Mattox	23-24	15-19	50	68
2016	Jay Mattox	39-40	5-7	48	54
2017	Brady Viles	11-12	1-4	53	14
2018	Jason Filley	21-22	7-13	50	42
2019	Gavin Baechle	22-22	13-16	46	61
2020	Gavin Baechle	23-23	5-9	47	38
2021	Gavin Baechle	34-35	18-24	46	88
2022	Gavin Baechle	31-31	22-24	54	97

*kicking points only

INTERCEPTIONS

SEASON INTERCEPTIONS

	NAME	YEAR	YDS	AVG	TD	NO.
1.	Charlie West	1966	105	9.55	1	11
2.	Ken Heineman	1939	133	16.63	n/a	8
	Owen Price	1941	124	15.50	n/a	8
4.	Ron Bostwick	1965	183	26.14	0	7
	Eddie Forkerway	1978	111	15.86	0	7
	Quintin Demps	2006	61	8.71	0	7
7.	Del Williams	1960	39	6.50	0	6

INDIVIDUAL LEADERS

	Bernard Chapman	1971	71	11.83	0	6
9.	Gerald Campbell	1950	44	8.80	0	5
	Jimmy Bevers	1956	100	20.00	1	5
	Mike Reynolds	1970	72	14.40	0	5
	Danny Taylor	1985	111	22.20	1	5
	Terry Walker	1986	3	0.60	0	5
	Richie Wright	1988	146	29.20	2	5
	Ken Sale	1989	87	17.40	1	5
	D.J. Walker	2000	79	15.80	0	5
	Adrian Ward	2004	87	17.40	0	5
	Quintin Demps	2007	220	44.00	2	5
	Braxton Amy	2009	72	14.40	0	5

CAREER INTERCEPTIONS

	NAME	YEARS	YDS	AVG	TD	NO.
1.	Charlie West	1965-67	233	12.26	3	19
2.	Quintin Demps	2004-07	404	23.76	3	17
3.	D.J. Walker	1999-02	222	13.88	1	16
4.	Terry Walker	1985-88	124	8.86	0	14
5.	Owen Price	1938, 40-41	171	13.15	0	13
6.	Ken Heineman	1937-39	193	14.85	n/a	13
7.	Ron Bostwick	1962-65	211	16.23	0	13
8.	Grady Cavness	1966-68	181	16.45	2	11
9.	Gerald Campbell	1949-51	110	11.00	0	10
10.	Don Maynard	1955-57	142	14.20	1	10
	Eddie Forkerway	1977-79	111	11.10	0	10
	Braxton Amy	2006-10	124	12.40	0	10

SEASON YARDAGE

	NAME	YEAR	NO.	AVG	TD	YDS
1.	Quintin Demps	2007	5	44.00	2	220
2.	Ron Bostwick	1965	7	26.14	0	183
3.	Michael Hicks	1996	4	38.00	2	152
4.	Richie Wright	1988	5	29.20	2	146
5.	Travaun Nixon	2010	4	35.00	0	140
6.	Ken Heineman	1939	8	16.63	n/a	133
7.	Owen Price	1941	8	15.50	n/a	124
8.	Eddie Forkerway	1978	7	15.86	0	111
	Danny Taylor	1985	5	22.20	1	111
10.	Don Maynard	1957	3	35.67	1	107

CAREER YARDAGE

	NAME	YEARS	NO.	AVG	TD	YDS
1.	Quintin Demps	2004-07	17	23.76	3	404
2.	Richie Wright	1986-88	9	28.44	3	256
3.	Charlie West	1965-67	19	12.26	3	233
4.	D.J. Walker	1999-02	16	13.88	1	222
5.	Ron Bostwick	1962-65	13	16.23	0	211
6.	Michael Hicks	1996-97	6	34.67	2	208
7.	Ken Heineman	1937-39	13	14.85	n/a	193
8.	Grady Cavness	1966-68	11	16.45	2	181
9.	Owen Price	1938, 40-41	13	13.15	0	171
10.	Jesse Whittenton	1952-55	9	17.89	1	161

SEASON TOUCHDOWNS

	NAME	YEAR	NO.	YDS	AVG	TD
1.	Richie Wright	1988	5	146	29.20	2
	Otha West	1991	2	95	47.50	2
	Michael Hicks	1996	4	152	38.00	2
	Quintin Demps	2007	5	220	44.00	2

Several players tied with one

CAREER TOUCHDOWNS

	NAME	YEARS	NO.	YDS	AVG	TD
1.	Charlie West	1965-67	19	233	12.26	3
	Richie Wright	1986-88	9	256	28.44	3
	Quintin Demps	2004-07	17	404	23.76	3
4.	Michael Hicks	1996-97	6	208	34.67	2
	Grady Cavness	1966-68	11	181	16.45	2
	Otha West	1990-91	3	101	33.67	2
	Joe Fleskoski	2003-06	4	135	33.75	2

Several players tied with one

DEFENSIVE

SEASON TOTAL TACKLES

	NAME	YEAR	SOLO	ASSISTS	TOTAL
1.	Tony Perea	1971	77	115	192
2.	Hal Barnett	1975	107	78	185
3.	Don Croft	1971	44	112	156
4.	Micheal Comer	1995	98	54	152
5.	Barron Wortham	1993	118	33	151
6.	Ken Sale	1989	93	57	150
7.	Seth Joyner	1985	89	60	149
8.	Fred Carr	1967	n/a	n/a	148
9.	Fred Williams	1986	93	55	148
10.	Barron Wortham	1991	94	54	148

CAREER TOTAL TACKLES

	NAME	YEARS	SOLO	ASSISTS	TOTAL
1.	Barron Wortham	1990-93	412	143	566
2.	Doug Morgan	1986-89	321	202	523
3.	Tony Perea	1970-72	178	281	459
4.	Raymond Morris	1980-83	223	235	458
5.	Robert Rodriguez	2001-04	262	181	443
6.	Micheal Comer	1993-96	276	161	437
7.	Fred Carr	1965-67	228	182	410
8.	Hal Barnett	1974-76	247	160	407
9.	Pete Shufelt	1989-93	236	149	385
10.	Fred Williams	1983-86	198	177	375

SEASON SOLO TACKLES

	NAME	YEAR	SOLO
1.	Barron Wortham	1993	118
2.	Barron Wortham	1992	108
3.	Hal Barnett	1975	107
4.	Michael Comer	1995	98
5.	Barron Wortham	1991	94
	Dale Kirry	1998	94
7.	Ken Sale	1989	93
	Fred Williams	1986	93
	D.J. Walker	2002	93
10.	Barron Wortham	1990	92
	Halakilangi Muagututia	1997	92

CAREER SOLO TACKLES

	NAME	YEARS	SOLO
1.	Barron Wortham	1990-93	412
2.	Doug Morgan	1986-89	321
3.	Micheal Comer	1993-96	276
4.	Robert Rodriguez	2001-04	262
5.	Hal Barnett	1974-76	247
6.	Pete Shufelt	1989-93	236
7.	Fred Carr	1965-67	228
	D.J. Walker	1999-02	228
9.	Raymond Morris	1980-83	223
10.	Dale Kirry	1995-98	212

SEASON SACKS

	NAME	YEAR	SACKS
1.	Melvin Besses	1979	11.0
2.	Menson Holloway	2000	10.5
3.	Ricky Massey	1991	10.0
4.	Jadrian Taylor	2022	9.5
5.	Brian Young	1999	8.0
	Thomas Howard	2004	8.0
	Chris Mineo	2004	8.0
8.	Elroy Stoglin	1976	7.0
	Gonzalo Floyd	1990	7.0
	Gonzalo Floyd	1991	7.0
	Pat Cannon	1991	7.0
	A.J. Hotchkins	2018	7.0
	Praise Amaewhule	2020	7.0

INDIVIDUAL LEADERS

CAREER SACKS

NAME	YEARS	SACKS
1. Gonzalo Floyd	1990-91, 93	20.0
2. Praise Amaewhule	2019-Pres.	17.5
3. Chris Mineo	2002-05	16.5
4. Herman Whiting	1979-82	16.0
Jadrian Taylor	2020-22	16.0
6. Melvin Besses	1979-81	15.0
Alvin Jones	2014-17	15.0
8. Brian Young	1995, 97-99	14.5
9. Alex Obomese	2003-06	14.0
10. Thomas Howard	2002-05	13.0
Justin Hanel	2003-06	13.0

SEASON TACKLES FOR LOSS

NAME	YEAR	TFL
1. Lucien Johnson	1975	17.0
Elroy Stoglin	1976	17.0
Gonzalo Floyd	1993	17.0
4. Brian Young	1999	16.0
Robert Rodriguez	2004	16.0
6. Menson Holloway	2000	15.0
Gonzalo Floyd	1991	15.0
Tony Tolbert	1988	15.0
9. Troy Collavo	2005	14.5
Jeremy Jones	2005	14.5
Alvin Jones	2015	14.5
Cal Wallerstedt	2022	14.5

CAREER TACKLES FOR LOSS

NAME	YEARS	TFL
1. Barron Wortham	1990-93	45.0
2. Gonzalo Floyd	1990-91, 93	41.0
3. Alvin Jones	2014-17	40.0
4. Thomas Howard	2002-05	34.0
5. Robert Rodriguez	2001-04	33.0
6. Brian Young	1995, 97-99	32.0
7. Praise Amaewhule	2018-Pres.	32.0
8. Elroy Stoglin	1975-78	31.0
Pete Shufelt	1989-93	31.0
Micheal Comer	1993-96	31.0

SEASON PASS BREAKUPS

NAME	YEAR	PBU
1. Darius Ellison	1998	14
2. Anthony Hooks	1992	13
Nick Salinas	1999	13
4. Robert Murray	1984	12
Weldon Cooks	2000	12
Adrian Ward	2004	12
Travaun Nixon	2010	12
8. Jahmal Fenner	2003	11
Antwon Blake	2010	11
Nik Needham	2016	11
Josh Caldwell	2019	11

CAREER PASS BREAKUPS

NAME	YEARS	PBU
1. Nik Needham	2015-18	33
2. Jahmal Fenner	2001-04	25
Robert Murray	1983-86	24
Anthony Hooks	1989-92	24
Cornelius Brown	2006-09	24
D.J. Walker	1999-02	24
Quintin Demps	2004-07	24
8. Darius Ellison	1995-98	23
Weldon Cooks	1999-02	23
10. DeShawn Grayson	2009-12	21

SEASON QB HURRIES

NAME	YEAR	HURRIES
1. Menson Holloway	2000	31
2. Rick Fette	2002	21
3. Brian Young	1999	20
Jeremy Castillo	2002	20
5. Karmul High	2000	17

CAREER HURRIES

NAME	YEARS	HURRIES
1. Karmul High	1999-02	35
Rick Fette	1999-02	35
3. Dan Kerr	2000-03	33
4. Menson Holloway	1997-00	32
5. Alex Obomese	2003-06	23

SEASON FUMBLES RECOVERED

NAME	YEAR	FR
1. Gene Mack	1970	5
W.C. Paige	1974	5
Darrell Sneed	1978	5

Several players tied with four

CAREER FUMBLES RECOVERED

NAME	YEARS	FR
1. LaFreddie Coleman	1972-74	9
2. Tony Perea	1970-72	8
3. Gene Mack	1968-70	7
Harold Sampson	1974-77	7
Eddie Forkerway	1976-79	7
Raymond Morris	1980-83	7

SEASON FORCED FUMBLES

NAME	YEAR	FF
1. Lucien Johnson	1975	10
2. Ross Puritty	1988	5
Hal Barnett	1975	5

Several players tied with four

CAREER FORCED FUMBLES

NAME	YEARS	FF
1. Lucien Johnson	1975-76	13
2. Micheal Comer	1993-96	9
3. Hal Barnett	1974-76	8
Ross Puritty	1986-89	8
5. Jeremy Jones	2003-07	7
6. Trey Merkens	1997-00	6
Robert Rodriguez	2001-04	6

SEASON KICKS BLOCKED

NAME	YEAR	BLK
1. Robert Murray	1986	3

Several players tied with two

CAREER KICKS BLOCKED

NAME	YEARS	BLK
1. Robert Murray	1983-86	3
Chris Mineo	2002-04	3
Quintin Demps	2004-07	3

Several players tied with two

YEARLY LEADER

YEAR	NAME	UT	AT	TOTAL
1969	Jim Sanson	40	70	110
1970	Jim Sanson	56	85	141
1971	Tony Perea	77	115	192
1972	Tony Perea	46	93	139
1973	Butch Wade	28	74	102
1974	Shannon Thompson	73	59	132
1975	Hal Barnett	107	78	185
1976	Hal Barnett	72	49	121

INDIVIDUAL LEADERS

1977	Michael Young	31	62	93
1978	Larry Moore	62	49	111
1979	Larry Moore	25	75	100
1980	Raymond Morris	47	49	96
1981	Raymond Morris	47	55	102
1982	Raymond Morris	56	66	122
1983	Raymond Morris	73	65	138
1984	Seth Joyner	41	57	98
1985	Seth Joyner	89	60	149
1986	Fred Williams	93	55	148
1987	Doug Morgan	76	60	136
1988	Ken Sale	85	44	129
1989	Ken Sale	93	57	150
1990	Barron Wortham	92	37	129
1991	Barron Wortham	94	54	148
1992	Barron Wortham	108	30	138
1993	Barron Wortham	118	33	151
1994	Micheal Comer	89	53	142
1995	Micheal Comer	98	54	152
1996	Micheal Comer	65	45	110
1997	Halakilangi Muagututia	92	22	114
1998	Dale Kirry	94	38	132
1999	Brian Young	84	37	121
2000	Trey Merkens	70	42	112
2001	Robert Rodriguez	77	60	137
2002	D.J. Walker	93	23	116
2003	Robert Rodriguez	70	65	135
2004	Robert Rodriguez	82	39	121
2005	Jeremy Jones	61	69	130
2006	Troy Collavo	42	83	125
2007	Braxton Amy	82	30	112
2008	Adam Vincent	45	65	110
2009	Da'Mon Cromartie-Smith	49	60	109
2010	Wiston Jeune	45	44	89
2011	Jeremy Springer	31	39	70
2012	Josh Fely	44	68	112
2013	Devin Cockrell	46	30	76
2014	Wesley Miller	48	32	80
2015	Alvin Jones	48	45	93
2016	Alvin Jones	44	49	93
2017	Alvin Jones	47	55	102
2018	A.J. Hotchkins	53	73	126
2019	Michael Lewis	52	44	96
2020	Stephen Forester	29	33	62
2021	Breon Hayward	61	47	108
2022	Tyrice Knight	48	47	95
	Cal Wallerstedt	32	63	95

PUNTING

SEASON PUNTS

	NAME	YEAR	YDS	AVG	LG	NO.
1.	Steve Folkner	1980	3,759	40.42	n/a	93
2.	Rick Padia	1981	3,593	41.30	70	87
3.	Lonnie Crittenden	1973	3,564	41.44	84	86
4.	Steve Folkner	1979	3,543	42.18	83	84
5.	Jerry Walker	1977	3,248	41.11	n/a	79
	Alan Luna	2017	3,483	44.08	65	79
7.	Lance Brownlee	1989	3,138	40.23	64	78
8.	Jerry Walker	1978	3,142	40.81	n/a	77
9.	Mike Walker	1974	3,079	41.05	62	75
10.	Tom Galloway	1968	3,014	40.19	64	75

CAREER PUNTS

	NAME	YEARS	YDS	AVG	LG	NO.
1.	Jerry Walker	1975-78	12,193	40.92	73	298
2.	Bryce Benekos	2001-04	10,468	41.21	76	254
3.	Alan Luna	2015-17	8,910	43.25	69	206
4.	Lance Brownlee	1987-90	8,295	40.66	68	204
5.	Steve Folkner	1978-80	7,677	41.27	83	186
6.	Ian Campbell	2010-12	7,328	44.41	72	165

7.	Rick Padia	1981-82	6,380	40.90	70	156
8.	Jon Olsen	1995-96	5,452	39.22	62	139
	Joshua Sloan	2020-Pres.	5,704	41.00	64	139
10.	Tom Galloway	1967-68	5,664	41.34	64	137

SEASON YARDS

	NAME	YEAR	NO.	AVG	LG	YDS
1.	Steve Folkner	1980	93	40.42	n/a	3,759
2.	Rick Padia	1981	87	41.30	70	3,593
3.	Lonnie Crittenden	1973	86	41.44	84	3,564
4.	Steve Folkner	1979	84	42.18	83	3,543
5.	Alan Luna	2017	79	44.08	65	3,483
6.	Jerry Walker	1977	79	41.11	n/a	3,248
7.	Jerry Walker	1978	77	40.81	n/a	3,142
8.	Lance Brownlee	1989	78	40.23	64	3,138
9.	Bryce Benekos	2003	70	44.07	76	3,085
10.	Mike Walker	1974	75	41.05	62	3,079

CAREER YARDS

	NAME	YEARS	NO.	AVG	LG	YDS
1.	Jerry Walker	1975-78	298	40.92	73	12,193
2.	Bryce Benekos	2001-04	254	41.21	76	10,468
3.	Alan Luna	2015-17	206	43.25	69	8,910
4.	Lance Brownlee	1987-90	204	40.66	68	8,295
5.	Steve Folkner	1978-80	186	41.27	83	7,677
6.	Ian Campbell	2010-12	165	44.41	72	7,328
7.	Rick Padia	1981-82	156	40.90	70	6,380
8.	Joshua Sloan	2020-Pres.	139	41.00	64	5,704
9.	Tom Galloway	1967-68	137	41.34	64	5,664
10.	Jon Olsen	1995-96	139	39.22	62	5,452

SEASON AVERAGE

(Minimum 25 punts)

	NAME	YEAR	NO.	YDS	LG	AVG
1.	Owen Price	1940	30	1,440	85	48.00
2.	Ed Bunn	1992	41	1,955	73	47.68
3.	Ian Campbell	2011	48	2,214	71	46.13
4.	Owen Price	1941	40	1,813	n/a	45.33
5.	Ian Campbell	2010	51	2,300	72	45.10
6.	Joshua Sloan	2022	45	1,998	64	44.40
7.	Alan Luna	2015	65	2,885	61	44.38
8.	Alan Luna	2017	79	3,483	65	44.08
9.	Bryce Benekos	2003	70	3,085	76	44.07
10.	Bryce Benekos	2004	62	2,732	74	44.06

CAREER AVERAGE

(Minimum 65 punts; Player must have concluded his career)

	NAME	YEARS	NO.	YDS	LG	AVG
1.	Owen Price	1938, 40-41	76	3,552	85	46.74
2.	Ed Bunn	1991-92	104	4,630	83	44.52
3.	Ian Campbell	2010-12	165	7,328	72	44.41
4.	Alan Luna	2015-17	206	8,910	69	44.25
5.	Kyle Petersen	2007-09	100	4,192	60	41.92
	Mike Ruggles	2013-14	79	3,312	73	41.92
7.	Gary Keithley	1971-72	117	4,889	73	41.79
8.	Tom Galloway	1967-68	137	5,664	n/a	41.34
9.	Steve Folkner	1978-80	186	7,677	83	41.27
10.	Bryce Benekos	2001-04	254	10,468	76	41.21

YEARLY LEADER

YEAR	NAME	NO.	YDS	AVG
1940	Owen Price	30	1,440	48.0
1941	Owen Price	40	1,813	45.3
1942	Vic Clark	34	1,312	38.6
1946	Fred Wendt	46	1,969	42.8
1947	Fred Wendt	52	2,071	39.8
1948	Fred Wendt	28	1,087	38.8
1949	Sonny Holderman	39	1,382	35.4
1950	John Connell	44	1,708	38.8
1951	John Connell	45	1,627	36.0
1952	Dick Shinaut	69	2,540	36.8

INDIVIDUAL LEADERS

1953	John Howle	30	965	32.2
1954	John Howle	32	1,180	36.9
1955	John Howle	37	1,307	35.3
1956	Bob Laraba	22	811	36.9
1957	Charlie Ward	14	508	36.3
1958	Bob Laraba	32	1,239	38.7
1959	Willie Vasquez	23	1,020	44.4
1960	Willie Vasquez	35	1,487	42.5
1961	John Furman	50	1,870	37.4
1962	Bob Mortimer	43	1,706	39.7
1963	Curt Parsons	52	2,010	38.7
1964	Curt Parsons	32	1,156	36.1
1965	Don Davis	57	2,319	40.7
1966	Don Davis	62	2,455	39.6
1967	Tom Galloway	62	2,650	42.4
1968	Tom Galloway	75	3,014	40.2
1969	Jeff White	69	2,782	40.3
1970	Jeff White	55	2,171	39.5
YEAR	NAME	NO.	YDS	AVG
1971	Gary Keithley	70	2,889	41.3
1972	Gary Keithley	47	2,000	42.6
1973	Lonnie Crittenden	86	3,564	41.4
1974	Mike Walker	75	3,079	41.1
1975	Jerry Walker	71	3,031	42.7
1976	Jerry Walker	71	2,772	39.0
1977	Jerry Walker	79	3,248	41.1
1978	Jerry Walker	77	3,142	40.8
1979	Steve Folkner	84	3,543	42.2
1980	Steve Folkner	93	3,759	40.4
1981	Rick Padia	87	3,593	41.3
1982	Rick Padia	69	2,787	40.4
1983	Hector Salazar	70	2,791	39.9
1984	Jay Cleveland	61	2,303	37.8
1985	Henry Castellanos	61	2,568	42.1
1986	Arnie Adkison	28	1,066	38.1
1987	Arnie Adkison	57	2,179	38.2
1988	Lance Brownlee	58	2,432	41.9
1989	Lance Brownlee	78	3,138	40.2
1990	Lance Brownlee	67	2,682	40.0
1991	Ed Bunn	63	2,675	42.5
1992	Ed Bunn	41	1,955	47.7
1993	Marshall Young	41	1,599	39.0
1994	Marshall Young	66	2,629	39.8
1995	Jon Olsen	68	2,689	39.5
1996	Jon Olsen	71	2,763	38.9
1997	Matthew Finley	63	2,494	39.6
1998	Matthew Finley	60	2,341	39.0
1999	Glen Beard	62	2,463	39.7
2000	Glen Beard	54	2,229	41.3
2001	Bryce Benekos	52	1,796	34.5
2002	Bryce Benekos	70	2,855	40.8
2003	Bryce Benekos	70	3,085	44.1
2004	Bryce Benekos	62	2,732	44.1
2005	Ryan Hotchkiss	45	1,739	38.6
2006	Ryan Hotchkiss	50	1,813	36.3
2007	Kyle Petersen	51	2,075	40.7
2008	Kyle Petersen	46	1,978	43.0
2009	Greg Hiatt	60	2,564	42.7
2010	Ian Campbell	51	2,300	45.1
2011	Ian Campbell	48	2,214	46.1
2012	Ian Campbell	66	2,814	42.6
2013	Mike Ruggles	56	2,239	40.0
2014	Jay Mattox	41	1,687	41.1
2015	Alan Luna	65	2,885	44.4
2016	Alan Luna	62	2,542	41.0
2017	Alan Luna	79	3,483	44.1
2018	Mitchell Crawford	73	2,909	39.8
2019	Mitchell Crawford	61	2,415	39.6
2020	Josh Sloan	30	1,180	39.3
2021	Josh Sloan	64	2,526	39.5
2022	Josh Sloan	45	1,998	44.4

PUNT RETURNS

SEASON AVERAGE

(Minimum 10 returns or 1.2 returns per game)

	NAME	YEAR	NO.	YDS	TD	AVG
1.	Hugh Harman	1956	12	292	3	24.33
2.	Johnnie Lee Higgins, Jr.	2006	12	281	2	23.42
3.	Reg Matthews	1966	19	367	2	19.32
4.	Tom Steele	1948	14	247	0	17.64
5.	Bob Wallace	1965	13	224	1	17..23
6.	Gerald Campbell	1951	25	396	1	15.84
7.	Jahmal Fenner	2004	21	324	1	15.43
8.	Mike Reynolds	1970	25	375	2	15.00
9.	Ben Carnell	1947	11	150	0	13.64
10.	Reg Matthews	1967	20	270	1	13.50

CAREER AVERAGE

(Minimum 30 returns; Player must have concluded his career)

	NAME	YEARS	NO.	YDS	TD	AVG
1.	Hugh Harman	1953-56	36	626	5	17.39
2.	Johnnie Lee Higgins, Jr.	2003-06	30	451	2	15.03
3.	Reg Matthews	1966-68	46	667	3	14.50
4.	Mike Reynolds	1969-70	32	434	2	13.56
5.	Ed Smith	1942, 46-47	38	480	1	12.63
6.	Gerald Campbell	1949-51	73	874	2	11.97
7.	Jahmal Fenner	2001-04	86	917	1	10.66
8.	Delbert Allen	1980-83	41	390	1	9.51
9.	Javier Sanchez	1996-00	73	615	0	8.42
10.	Charlie West	1965-67	57	451	0	7.91

SEASON RETURNS

	NAME	YEAR	YDS	AVG	TD	NO.
1.	Ansel Littlejohn	1990	165	5.50	0	30
2.	Al Kimball	1971	181	6.24	0	29
3.	Javier Sanchez	1997	241	8.93	0	27
4.	Charlie West	1967	295	11.35	0	26
	Javier Sanchez	2000	170	6.54	0	26
	Damian Payne	2014	139	5.35	0	26
7.	Gerald Campbell	1951	396	15.84	1	25
	Mike Reynolds	1970	375	15.00	2	25
	Ansel Littlejohn	1991	231	9.24	1	25
	Jahmal Fenner	2002	223	8.92	0	25
	Charlie West	1966	121	4.84	0	25
	Justin Garrett	2021	136	5.44	0	25

CAREER RETURNS

	NAME	YEARS	YDS	AVG	TD	NO.
1.	Jahmal Fenner	2001-04	917	10.66	1	86
2.	Gerald Campbell	1949-51	874	11.97	2	73
3.	Javier Sanchez	1996-00	615	8.42	0	73
4.	Charlie West	1965-67	451	7.91	0	57
5.	Terry Juniel	2016-18	383	6.84	0	56
6.	Ansel Littlejohn	1990-91	396	7.20	1	55
7.	Justin Garrett	2018-21	242	5.15	0	47
8.	Reg Matthews	1966-68	667	14.50	3	46
9.	Bubba Garcia	1976-79	206	4.90	0	42
10.	Delbert Allen	1980-83	390	9.51	1	41

SEASON YARDS

	NAME	YEAR	NO.	AVG	TD	YDS
1.	Gerald Campbell	1951	25	15.84	1	396
2.	Mike Reynolds	1970	25	15.00	2	375
3.	Reg Matthews	1966	19	19.32	2	367
4.	Jahmal Fenner	2004	21	15.43	1	324
5.	Charlie West	1967	26	11.35	0	295
6.	Hugh Harman	1956	12	24.33	3	292
7.	Gerald Campbell	1949	24	11.83	1	284
8.	Johnnie Lee Higgins, Jr.	2006	12	23.42	2	281
9.	Reg Matthews	1967	20	13.50	1	270
10.	Ed Smith	1947	22	11.36	1	250

INDIVIDUAL LEADERS

CAREER YARDS

	NAME	YEARS	NO.	YDS	AVG	TD
1.	Jahmal Fenner	2001-04	86	10.66	1	917
2.	Gerald Campbell	1949-51	73	11.97	2	874
3.	Reg Matthews	1966-68	46	14.50	3	667
4.	Hugh Harman	1953-56	36	17.39	5	626
5.	Javier Sanchez	1996-00	73	8.42	0	615
6.	Ed Smith	1942, 46-47	38	12.63	1	480
7.	Charlie West	1965-67	57	7.91	0	451
	Johnnie Lee Higgins, Jr.	2003-06	30	15.03	2	451
9.	Mike Reynolds	1969-70	32	13.56	2	434
10.	Ansel Littlejohn	1990-91	55	7.20	1	396

SEASON TOUCHDOWNS

	NAME	YEAR	TD
1.	Hugh Harman	1956	3
2.	Mike Reynolds	1970	2
	Reg Matthews	1966	2

Several players tied with one

CAREER TOUCHDOWNS

	NAME	YEARS	TD
1.	Hugh Harman	1953-56	5
2.	Reg Matthews	1966-68	3
3.	Gerald Campbell	1949-51	2
	Mike Reynolds	1969-70	2
	Chuck Hughes	1964-66	2
	Bob Forrest	1954-57	2
	Johnnie Lee Higgins, Jr.	2003-06	2

Several players tied with one

YEARLY LEADER

YEAR	NAME	NO.	YDS	AVG	TD
1940	Owen Price	15	189	12.60	0
1941	Owen Price	8	120	15.00	0
1942	Ed Smith	7	96	13.71	0
1946	Ed Smith	9	134	14.89	0
1947	Ed Smith	22	250	11.36	1
1948	Tom Steele	14	247	17.64	0
1949	Gerald Campbell	24	284	11.83	1
1950	Gerald Campbell	24	194	8.08	0
1951	Gerald Campbell	25	396	15.84	1
1952	Noel McCormick	15	95	6.33	0
1953	Hugh Harman	9	100	9.09	0
1954	Bob Coleman	9	95	10.56	0
1955	Jesse Whittenton	10	125	12.50	0
1956	Hugh Harman	12	292	24.33	3
1957	Don Maynard	7	98	14.00	0
1958	Charles Bradshaw	10	87	8.70	0
1959	Kent Babb	8	53	6.63	0
1960	Charles Bradshaw	11	121	11.00	0
1961	Del Williams	6	31	5.17	0
1962	Louis James	13	130	10.00	0
1963	Louis James	12	97	8.08	0
1964	Chuck Hughes	5	133	26.60	1
1965	Bob Wallace	13	224	17.23	1
1966	Reggie Matthews	19	367	19.32	2
1967	Charlie West	26	295	11.35	0
1968	Jim Fabish	14	151	10.79	0
1969	Ken Koval	14	113	8.07	0
1970	Mike Reynolds	25	375	15.00	2
1971	Al Kimball	29	181	6.24	0
1972	Richard Threatt	7	139	19.86	0
1973	Lonnie Crittenden	5	7	1.40	0
1974	Art Belvin	12	102	8.50	0
1975	Harold Johnson	18	30	1.67	0
1976	David Crow	17	58	3.41	0
1977	Bubba Garcia	13	58	4.46	0
1978	Bubba Garcia	13	77	5.92	0
1979	Bubba Garcia	12	58	4.83	0

1980	Delbert Allen	24	247	10.29	1
1981	Delbert Allen	11	42	10.50	0
1982	Delbert Allen	13	101	7.77	0
1983	Derrick Smith	10	84	8.40	0
1984	Larry Linne	15	73	4.87	0
1985	Luther Johnson	7	35	5.00	0
1986	Mark Mariani	12	100	8.33	0
1987	Luther Johnson	17	100	5.88	0
1988	Vernon Cooks	20	118	5.90	0
1989	Vernon Cooks	14	110	7.86	0
1990	Ansel Littlejohn	30	165	5.50	0
1991	Ansel Littlejohn	25	231	9.24	0
1992	John Haqq	11	71	6.45	0
1993	Nick Estrada	10	21	2.10	0
1994	Omar Durham	14	48	3.43	0
1995	Ray Bailie	17	114	6.71	0
1996	Ray Bailie	15	73	4.87	0
1997	Javier Sanchez	27	241	8.93	0
1998	Javier Sanchez	17	208	12.24	0
1999	Crance Clemons	16	92	5.75	0
2000	Javier Sanchez	26	170	6.54	0
2001	Jahmal Fenner	18	237	13.17	0
2002	Jahmal Fenner	25	223	8.92	0
2003	Jahmal Fenner	22	133	6.05	0
2004	Jahmal Fenner	21	324	15.43	1
2005	Johnnie Lee Higgins, Jr.	18	170	9.44	0
2006	Johnnie Lee Higgins, Jr.	12	281	24.42	2
2007	Quintin Demps	15	200	13.33	0
2008	Josh Ferguson	6	47	7.83	0
2009	Jeff Moturi	13	110	8.46	0
2010	Marlon McClure	14	183	13.1	0
2011	Anthony McGhee	10	73	7.30	0
2012	Michael Edwards	14	106	7.57	0
2013	Jim Jones	16	87	5.44	0
2014	Damian Payne	26	139	5.35	0
2015	Jaquan White	8	124	15.50	1
2016	Terry Juniel	22	203	9.20	0
2017	Terry Juniel	13	51	3.92	0
2018	Terry Juniel	21	129	6.14	0
2019	Justin Garrett	15	83	5.5	0
2020	Justin Garrett	7	23	3.3	0
2021	Justin Garrett	25	136	5.4	0
2022	Marcus Bellon	17	100	5.9	1

KICKOFF RETURNS

SEASON AVERAGE

(Minimum 10 returns)

	NAME	YEAR	NO.	YDS	TD	AVG.
1.	Marlon McClure	2010	30	930	2	31.00
2.	Roy Ross	1990	15	459	2	30.60
3.	Vernon Frazier	2011	29	884	0	30.48.
4.	Cedric Johnson	1996	24	710	1	29.58
5.	Autrey Golden	2012	29	822	2	28.34
6.	Owen Price	1941	10	282	0	28.20
7.	Walter Dawn, Jr.	2020	10	277	0	27.70
8.	Autrey Golden	2013	28	774	2	27.64
9.	Howard Jackson	2004	12	328	1	27.33
10.	Benny Reed	1971	17	454	0	26.71

CAREER AVERAGE

(Minimum two years and 20 returns; Player must have concluded his career)

	NAME	YEARS	NO.	YDS	TD	AVG
1.	Vernon Frazier	2008-11	36	1,059	0	29.42
2.	Marlon McClure	2009-10	57	1,571	2	27.56
3.	Autrey Golden	2012-15	119	2,981	6	25.05
4.	Howard Jackson	2001-04	81	1,947	2	24.04
5.	Jahmal Fenner	2001-04	48	1,147	1	23.90
6.	Cedric Johnson	1993-96	116	2,757	3	23.77
7.	Chuck Hughes	1964-66	36	851	0	23.64

INDIVIDUAL LEADERS

8.	Sam Rogers	1992-94	53	1,252	2	23.62
9.	Chris Brasfield	1990-91	31	710	0	22.90
10.	Josh Ferguson	2005-08	39	873	0	22.38

SEASON RETURNS

	NAME	YEAR	YDS	AVG	TD	NO.
1.	Cedric Johnson	1995	1,039	22.59	1	46
2.	Ray Holt	1978	684	19.54	0	35
3.	Autrey Golden	2014	743	23.97	2	31
	Autrey Golden	2015	642	20.71	0	31
5.	Marlon McClure	2010	930	31.00	2	30
6.	Ricki Lopez	1989	535	18.45	0	29
	Vernon Frazier	2011	884	30.48	0	29
	Autrey Golden	2012	822	28.34	2	29
9.	Luther Johnson	1985	725	25.89	2	28
	Autrey Golden	2013	774	27.64	2	28
	Terry Juniel	2018	536	19.14	0	28

CAREER RETURNS

	NAME	YEARS	YDS	AVG	TD	NO.
1.	Autrey Golden	2012-15	2,981	25.05	6	119
2.	Cedric Johnson	1993-96	2,757	23.77	3	116
3.	Ray Holt	1974-78	1,935	19.55	0	99
4.	Howard Jackson	2001-04	1,947	24.04	2	81
5.	Luther Johnson	1983-85, 87	1,366	20.70	2	66
6.	Terry Juniel	2016-18	1,233	21.26	0	58
7.	Marlon McClure	2009-10	1,571	27.56	2	57
	Autrey Golden	2012-	1,596	28.00	4	57
9.	Ricki Lopez	1989-90	1,012	19.09	0	53
	Sam Rogers	1992-94	1,252	23.62	2	53
	Walter Dawn Jr.	2016-22	1,095	20.66	0	53

SEASON YARDS

	NAME	YEAR	NO.	AVG.	TD	YDS
1.	Cedric Johnson	1995	46	22.59	1	1,039
2.	Marlon McClure	2010	30	31.00	2	930
3.	Vernon Frazier	2011	29	30.48	0	884
4.	Autrey Golden	2012	29	28.34	2	822
5.	Autrey Golden	2013	28	27.64	2	774
6.	Autrey Golden	2014	31	23.97	2	743
7.	Luther Johnson	1985	28	25.89	2	725
8.	Cedric Johnson	1996	24	29.58	1	710
9.	Ray Holt	1978	35	19.54	0	684
10.	Autrey Golden	2015	31	20.71	0	642

CAREER YARDS

	NAME	YEARS	NO.	AVG	TD	YDS
1.	Autrey Golden	2012-15	119	25.05	6	2,981
2.	Cedric Johnson	1993-96	116	23.77	3	2,757
3.	Howard Jackson	2001-04	81	24.04	2	1,947
4.	Ray Holt	1974-78	99	19.55	0	1,935
5.	Marlon McClure	2009-10	57	27.56	2	1,571
6.	Luther Johnson	1983-85, 87	66	20.70	2	1,366
7.	Sam Rogers	1992-94	53	23.62	2	1,252
8.	Terry Juniel	2016-18	58	21.26	0	1,233
9.	Jahmal Fenner	2001-04	48	23.90	1	1,147
10.	Walter Dawn Jr.	2016-22	53	20.66	0	1,095

SEASON TOUCHDOWNS

	NAME	YEAR	TD
1.	Luther Johnson	1985	2
	Roy Ross	1990	2
	Marlon McClure	2010	2
	Autrey Golden	2012	2
	Autrey Golden	2013	2
	Autrey Golden	2014	2

Several players tied with one

CAREER TOUCHDOWNS

	NAME	YEARS	TD
1.	Autrey Golden	2012-15	6
2.	Cedric Johnson	1993-96	3
3.	Howard Jackson	2001-04	2
	Luther Johnson	1983-85, 87	2
	Sam Rogers	1992-94	2
	Roy Ross	1990	2
	Marlon McClure	2009-10	2
	Duron Lowe	2019-20	2

Several players tied with one

YEARLY LEADER

YEAR	NAME	NO.	YDS	AVG	TD
1946	Fred Wendt	7	149	21.29	0
1947	Ed Smith	10	221	22.10	0
1948	Fred Wendt	12	239	19.92	0
1949	Bill Chesak	5	79	15.80	0
1950	Bill McWilliams	11	219	19.91	0
1951	Billy Davis	12	163	13.58	0
1952	Jesse Whittenton	8	154	19.25	0
1953	Billy Bob Plumbley	4	82	20.50	0
1954	Bob Coleman	7	109	15.57	0
1955	Jesse Whittenton	5	130	26.00	0
1956	Bob Forrest	6	183	30.50	0
1957	Jimmy Bevers	7	191	27.29	0
1958	Charles Bradshaw	6	119	19.83	0
1959	Kent Babb	13	222	17.08	0
1960	Kent Babb	10	215	21.50	0
1961	Larry Durham	10	245	24.50	0
1962	Louis James	5	138	27.60	0
1963	Julius Glosson	10	222	22.20	0
1964	Chuck Hughes	17	446	26.24	0
1965	Chuck Hughes	19	405	21.32	0
1966	Charlie West	8	178	22.25	0
1967	Charlie West	14	277	19.79	0
1968	Reg Matthews	23	473	20.57	0
1969	Jim Fabish	8	126	15.75	0
1970	Mike Reynolds	13	278	21.38	0
1971	Benny Reed	17	454	26.71	0
1972	Richard Threatt	20	416	20.80	0
1973	W.C. Paige	17	451	26.53	0
1974	Ray Holt	19	365	19.21	0
1975	Ray Holt	18	362	20.11	0
1976	Ray Holt	25	458	18.32	0
1977	Don Amerson	15	274	18.27	0
1978	Ray Holt	35	684	19.54	0
1979	William Cash	22	429	19.50	0
1980	Delbert Allen	17	282	16.59	0
1981	Charlie Davis	14	339	24.21	0
1982	Delbert Allen	11	171	15.55	0
1983	Vernon Cooks	18	316	17.56	0
1984	Kevin Ward	23	480	20.87	0
1985	Luther Johnson	28	725	25.89	2
1986	Barry Parker	22	448	20.36	0
1987	Luther Johnson	21	372	17.71	0
1988	Clarence Seay	15	316	21.07	0
1989	Ricki Lopez	29	535	18.45	0
1990	Roy Ross	15	459	30.60	2
1991	Chris Brasfield	18	420	23.33	0
1992	Sam Rogers	22	515	23.41	0
1993	Cedric Johnson	26	548	21.08	1
1994	Cedric Johnson	20	460	23.00	0
1995	Cedric Johnson	46	1,039	22.59	1
1996	Cedric Johnson	24	710	29.58	1
1997	Javier Sanchez	15	301	20.07	0
1998	Keonta Golson	21	452	21.52	0
1999	Terrance Minor	15	329	21.93	0
2000	Sherman Austin	10	189	18.90	0
2001	Howard Jackson	21	503	23.95	1
2002	Howard Jackson	23	507	22.04	0
2003	Howard Jackson	25	609	24.36	0
2004	Howard Jackson	12	328	27.33	1
2005	Johnnie Lee Higgins, Jr.	20	448	22.40	0
2006	Johnnie Lee Higgins, Jr.	18	275	15.28	0
2007	Fred Rouse	23	502	21.83	0
2008	Josh Ferguson	24	572	23.83	0
2009	Marlon McClure	27	641	23.74	0
2010	Marlon McClure	30	930	31.00	2
2011	Vernon Frazier	29	884	30.48	0
2012	Autrey Golden	29	822	28.34	2
2013	Autrey Golden	28	774	27.64	2
2014	Autrey Golden	31	743	23.97	2
2015	Autrey Golden	31	642	20.71	0
2016	Jaquan White	16	353	22.06	0
2017	Terry Juniel	21	533	25.38	0
2018	Terry Juniel	28	536	21.26	0
2019	Walter Dawn, Jr.	13	286	22.0	0
2020	Walter Dawn, Jr.	10	277	27.70	0
2021	Dennis Barnes	22	384	17.45	0
2022	Walter Dawn, Jr.	13	239	18.38	0

TOTAL OFFENSE

RUSH-PASS PLAYS

Single Game: 105, vs. BYU, 1977
Yards Per Play: 10.4, (69/717) vs. NM State, 1948
Season: 951, 2003
Yards Per Play: 6.3, (665/4,195), 1948
 & 6.3 (823/5,144), 2009
Average Plays Per Game: 76.3, 1987

YARDS GAINED

Single Game: 718 vs. New Mexico State, 1949
Season: 5,144, 2009
Average Yards Per Game: 428.7, 2009

RUSH-PASS PLAYS

SINGLE GAME

	OPPONENT	YEAR	PLYS
1.	vs. BYU	1977	105
2.	at New Mexico State	1980	103
3.	vs. Northern Michigan	1986	102
4.	vs. Arizona State	1969	100
5.	at Arizona	1967	97
6.	at Fresno State	1999	96
7.	at Utah	1987	95
	vs. UAB	2005	95
9.	vs. New Mexico State	1997	94
	vs. East Carolina	2007	94

SEASON

	RUSH	PASS	YEAR	PLYS
1.	542	409	2003	951
2.	509	375	2002	884
3.	483	383	1995	866
4.	684	181	1976	865
5.	457	407	1999	864
6.	436	425	1989	861
7.	573	287	2014	860
8.	416	440	2007	856
9.	395	499	2005	853
10.	415	437	1986	852

TOTAL OFFENSE

SINGLE GAME

	OPPONENT	YEAR	YDS
1.	vs. New Mexico State	1949	718
2.	vs. New Mexico State	1948	717
3.	vs. Northern Michigan	1986	684
4.	vs. North Texas	1965	665
5.	vs. West Virginia	1950	638
6.	vs. San Jose State	2003	630
7.	at SMU	2009	627
8.	vs. UAB	2009	607
9.	at Utah	1987	605
10.	at Hawaii	1950	603

SEASON

	RUSH	PASS	YEAR	YDS
1.	1,813	3,331	2009	5,144
2.	1,819	3,277	2021	5,096
3.	1,772	3,302	2007	5,074
4.	1,466	3,607	2005	5,073
5.	2,414	2,632	1988	5,046
6.	1,468	3,410	2008	4,878
7.	2,201	2,570	2003	4,771
8.	1,580	3,147	1999	4,727
9.	1,707	3,016	2004	4,723
10.	1,782	2,903	2010	4,685

YARDS PER PLAY AVERAGE

SINGLE GAME

	OPPONENT	PLYS	YDS	YEAR	AVG
1.	vs. New Mexico State	69	717	1948	10.39
2.	vs. New Mexico State	53	537	2006	10.13
3.	vs. North Texas	69	665	1965	9.64
4.	vs. North Texas	58	555	2016	9.57
5.	vs. Marshall	63	589	2009	9.35
6.	at New Mexico	60	549	1967	9.15
7.	vs. New Mexico State	79	718	1949	9.09
8.	vs. Utah	62	557	1986	8.98
9.	vs. Colorado State	51	456	2011	8.94
10.	at Rice	60	532	2005	8.87

TOTAL OFFENSE PER GAME

SEASON

	RUSH	PASS	YEAR	AVG
1.	151.1	277.6	2009	428.7
2.	122.2	300.6	2005	422.8
3.	147.7	275.2	2007	422.8
4.	201.2	219.3	1988	420.5
5.	375.1	49.4	1948	419.5
6.	159.3	248.2	2000	407.5
7.	122.3	284.2	2008	406.5
8.	188.4	213.9	1970	402.3
9.	333.4	66.5	1949	399.9
10.	131.7	262.2	1999	393.9

RUSHING

ATTEMPTS

Single Game: 73, (351 yards) at Arizona, 1948
Season: 684, (2,547 yards), 1976

NET YARDS

Single Game: 645, (67 attempts) vs. New Mexico State, 1948
Season: 3,751, (618 attempts), 1948

YARDS PER ATTEMPT

Single Game: 9.63, (67/645) vs. New Mexico State, 1948
Season: 6.07, (618/3,751), 1948

YARDS LOST

Single Game: 93, vs. Wyoming, 1980

TOUCHDOWNS

Single Game: 14, vs. New Mexico State, 1948
Season: 52, 1948

RUSHING YARDS

SINGLE GAME

	OPPONENT	YEAR	YDS
1.	vs. New Mexico State	1948	645
2.	vs. New Mexico State	1949	576
3.	vs. West Virginia	1948	507
4.	vs. BYU	1948	471
5.	vs. Arizona	1954	453
6.	vs. Kansas State	1947	449
7.	vs. McMurry	1948	437
8.	vs. John Carroll	1949	429
9.	at Arizona	1949	426
10.	at Hawaii	1948	410

TEAM RECORDS

SEASON

	ATT	YPC	YEAR	YDS
1.	618	6.07	1948	3,751
2.	629	5.30	1949	3,334
3.	523	5.30	1950	2,773
4.	573	4.71	2014	2,701
5.	570	4.74	1956	2,700
6.	684	3.72	1976	2,547
7.	559	4.53	1954	2,533
8.	599	4.04	1982	2,421
9.	485	4.98	1988	2,414
10.	560	4.27	1984	2,392

RUSHING ATTEMPTS

SINGLE GAME

	OPPONENT	YEAR	ATT
1.	at Arizona	1948	73
2.	at Hawaii	1948	72
	at BYU	1984	72
4.	vs. Hardin-Simmons	1948	71
	vs. New Mexico State	1949	71
	vs. Hardin-Simmons	1954	71
	vs. UNLV	1993	71
8.	at New Mexico State	1971	70
	vs. Texas-Arlington	1976	70
	at New Mexico State	1980	70

SEASON

	YDS	YPC	YEAR	ATT
1.	2,547	3.72	1976	684
2.	3,334	5.30	1949	629
3.	3,751	6.07	1948	618
4.	2,421	4.04	1982	599
5.	2,031	3.44	1975	591
6.	2,701	4.71	2014	573
7.	2,700	4.74	1956	570
	2,123	3.72	1983	570
9.	1,646	2.91	1980	566
10.	2,392	4.27	1984	560

RUSHING TOUCHDOWNS

SINGLE GAME

	OPPONENT	YEAR	TD
1.	vs. New Mexico State	1948	14
2.	vs. New Mexico State	1949	8
3.	at Hawaii	1948	7
	at BYU	1949	7
5.	vs. Northern Arizona	1947	6
	at New Mexico	1950	6

SEASON

	YEAR	TD
1.	1948	47
2.	1956	35
3.	1949	33
4.	1988	32
5.	1950	29
6.	2009	27
	2014	27
8.	1987	25
9.	2011	24
10.	1947	22

YARDS PER ATTEMPT

SEASON

	ATT	YDS	YEAR	AVG.
1.	618	3,751	1948	6.07
2.	409	2,226	2016	5.44
3.	629	3,334	1949	5.30
	523	2,773	1950	5.30
5.	485	2,414	1988	4.98
6.	570	2,700	1956	4.74
7.	573	2,701	2014	4.71
8.	466	2,148	1947	4.61
9.	559	2,533	1954	4.53
	410	1,859	2011	4.53

YARDS PER GAME

SEASON

	ATT	YDS	YEAR	YPG
1.	618	3,751	1948	375.10*
2.	629	3,334	1949	333.40*
3.	523	2,773	1950	277.30
4.	570	2,700	1956	270.00
5.	559	2,533	1954	253.30
6.	466	2,148	1947	238.67
7.	560	2,392	1984	217.45
8.	684	2,547	1976	212.25
9.	573	2,701	2014	207.77
10.	599	2,421	1982	201.75

* NCAA Statistical Champion

PASSING

ATTEMPTS

Single Game: 65, vs. UC-Santa Barbara, 1968
Season: 480, 1965

COMPLETIONS

Single Game: 40, vs. East Carolina, 2007
Season: 290, 2006

YARDS

Single Game: 634, vs. North Texas, 1965
Season: 3,754, 2006

TOUCHDOWNS

Single Game: 7, vs. Texas-Arlington, 1966; at New Mexico, 1967; vs. Northern Michigan, 1986
Season: 34, 2008

HAD INTERCEPTED

Single Game: 6, on 3 occasions; last at Utah, 1970
Season: 32, 1965

YARDS PER ATTEMPT

Single Game: 17.8, (8/142) vs. NM State, 1949
Season: 10.5, (47/494), 1948

YARDS PER COMPLETION

Single Game: 35.5, (4/142) vs. NM State, 1949
Season: 21.2, (41/868), 1956

T TEAM RECORDS

PASSING ATTEMPTS

SINGLE GAME

	OPPONENT	YEAR	ATT
1.	vs. UC-Santa Barbara	1968	65
2.	vs. Arizona State	1969	60
3.	at Colorado State	1970	59
4.	vs. Loyola-Marymount	1941	58
5.	vs. East Carolina	2007	57
	at Rice	2007	57
7.	vs. West Texas State	1965	56
	vs. Wyoming	1968	56
	vs. Utah	1969	56
10.	at Houston	2010	55

SEASON

SEASON	YEAR	ATT
1.	1965	480
2.	2005	458
3.	1968	455
4.	2008	448
5.	2006	447
6.	2007	440
7.	1986	437
8.	2010	432
9.	1989	425
10.	2009	422

PASSING COMPLETIONS

SINGLE GAME

	OPPONENT	YEAR	COMP
1.	vs. East Carolina	2007	40
2.	vs. Northern Michigan	1986	38
3.	vs. Texas Tech	2006	35
4.	at Marshall	2006	34
5.	vs. UAB	2005	33
6.	vs. Loyola-Marymount	1941	32
	vs. Air Force	1990	32
8.	at San Diego State	1998	31
	at Rice	1999	31
	at OU	2022	31

SEASON

SEASON	YEAR	COMP
1.	2006	290
2.	1986	270
3.	2005	268
4.	2008	258
5.	1999	247
6.	2007	242
7.	2004	229
	2009	229
9.	2010	228
10.	2011	225

PASSING YARDAGE

SINGLE GAME

	OPPONENT	YEAR	YARDS
1.	vs. North Texas	1965	634
2.	vs. Marshall	2009	517
3.	at New Mexico	1967	510
4.	at Colorado State	1970	507
5.	vs. Texas-Arlington	1966	492
6.	at BYU	1968	477
7.	vs. Northern Michigan	1986	457
8.	vs. East Carolina	2007	456
9.	at UAB	2006	455
10.	at Air Force	1989	434

SEASON – YARDS PER GAME

SEASON	YARDS	YEAR	YPG.
1.	3,426	1965	342.6
2.	3,754	2006	312.8
3.	2,710	1967	301.1*
4.	3,607	2005	300.6
5.	2,884	1968	288.4
6.	3,410	2008	284.2
7.	3,331	2009	277.6
8.	3,302	2007	275.2
9.	3,234	1986	269.5
10.	3,147	1999	262.3

* NCAA Statistical Champion

PASSING TOUCHDOWNS

SINGLE GAME

	OPPONENT	YEAR	TD
1.	vs. Texas-Arlington	1966	7
	at New Mexico	1967	7
	vs. Northern Michigan	1986	7
4.	vs. BYU	1967	6
5.	vs. North Texas	1965	5
	at New Mexico	1965	5
	at Air Force	1995	5
	vs. Tulsa	1999	5
	vs. Hawaii	2004	5
	vs. SMU	2004	5
	at UAB	2006	5
	at Rice	2007	5
	at Louisiana-Lafayette	2008	5
	vs. Marshall	2009	5
	vs. New Mexico State	2010	5
	at Colorado State	2013	5

SEASON

SEASON	YEAR	TD
1.	2008	34
2.	2005	29
	2006	29
4.	1967	28
	2007	28
6.	2000	26
7.	1965	24
	1966	24
9.	1986	23
	2010	23

INTERCEPTIONS THROWN

SEASON

SEASON	YEAR	INT
1.	1965	33
2.	1969	29
	1977	29
4.	1941	27
	1973	27
6.	1967	26
7.	1978	24
	1987	24
	2003	24
10.	1989	23

TEAM RECORDS

COMPLETION PERCENTAGE

SEASON	COMP	ATT	YEAR	PCT
1.	290	447	2006	.649
2.	270	437	1986	.618
3.	247	407	1999	.607
4.	28	47	1948	.596
	195	327	2016	.596
6.	207	354	2000	.585
	268	458	2005	.585
8.	229	393	2004	.583
9.	169	292	2013	.579
10.	129	223	1985	.578

SCORING

POINTS

Single Game: 92, vs. New Mexico State, 1948
Season: 429, 2004
Points Per Game: 35.9, (323), 1967

TOUCHDOWNS

Single Game: 14, vs. New Mexico State, 1948
Season: 55, 2004

FIELD GOALS

Single Game: 5, vs. Houston, 2005
 vs. East Carolina, 2007
 vs. SMU, 2008
Season: 25, 1988

PATS MADE

Single Game: 9, vs. New Mexico State, 1948
Season: 52, 2004

MOST POINTS SCORED IN WIN

	OPPONENT	YEAR	PTS
1.	vs. New Mexico State (92-7)	1948	92
2.	at New Mexico (75-12)	1967	75
3.	vs. New Mexico State (69-7)	1949	69
4.	vs. Western New Mexico (68-7)	1928	68
	vs. Texas-Arlington (68-21)	1966	68
6.	vs. Northern Michigan (64-29)	1986	64
7.	vs. New Mexico State (61-6)	1942	61
	vs. North Texas (61-15)	1965	61
9.	vs. Sam Houston State (59-14)	2003	59
10.	vs. El Paso JC (58-0)	1922	58
	vs. San Diego State (58-7)	1988	58
	vs. UCF (58-13)	2008	58
	vs. Houston (58-41)	2009	58

MOST COMBINED POINTS IN A WIN

	SCORE	OPPONENT	YEAR	PTS
1.	52-49 (5OT)	at UTSA	2016	101
2.	55-45	Utah	1986	100
3.	92-7	New Mexico State	1948	99
	58-41	Houston	2009	99
5.	50-47 (OT)	at New Mexico State	2015	97

MOST COMBINED POINTS IN A LOSS

	SCORE	OPPONENT	YEAR	PTS
1.	35-77	at Tulsa	2008	112
2.	41-69	San Jose State	2003	110
3.	48-56	at Rice	2007	104
4.	46-56	at Air Force	1995	102
5.	42-59	at Colorado State	2013	101

TOTAL POINTS

SEASON	TD	FG	PAT	YEAR	PTS
1.	55	15-20	52-54	2004	429
2.	50	25-27	48-48	1988	427
3.	51	17-20	44-46	2007	403
4.	48	20-27	45-46	2008	395
5.	47	18-23	42-42	2005	382
6.	46	13-18	39-41	2009	358
7.	45	13-18	40-43	2000	355
8.	52	0-5	35-52	1948	349
9.	44	13-16	43-44	2014	346
10.	43	12-21	42-42	2010	338

SCORING AVERAGE

SEASON	PTS.	TD	FG	PAT	YEAR	AVG
1.	323	44	9-18	30-38	1967	35.9
2.	429	55	15-20	52-54	2004	35.8
3.	427	50	25-27	48-48	1988	35.6
4.	349	52	0-5	35-52	1948	34.9
5.	403	51	17-20	44-46	2007	33.6
6.	395	48	20-27	45-46	2008	32.9
7.	355	45	13-18	40-43	2000	32.3
8.	382	47	18-23	42-42	2005	31.8
9.	317	43	7-12	38-40	1965	31.7
10.	305	43	4-5	35-43	1956	30.5

PUNTING

PUNTS

Single Game: 18 at Trinity, (Texas) 1957
Season: 93, 1980

PUNTING YARDS

Single Game: 554 at Trinity (Texas), 1957
Season: 3,759, 1980

PUNTING AVERAGE

Single Game: 62.3 vs. 260th Coast Artillery, 1941
Season: 46.13, 2011

PUNTS

SINGLE GAME

	OPPONENT	YEAR	PUNTS
1.	at Trinity (Texas)	1957	18
2.	at New Mexico State	1938	13
	vs. Wyoming	1972	13
	at New Mexico	1973	13
	at BYU	1978	13
	at New Mexico	1983	13
7.	vs. West Texas State	1946	12
	vs. New Mexico	1980	12
	vs. BYU	1981	12
	at Tennessee	2018	12
11.	at Texas	2016	11*

* Happened five times with last time showing.

SEASON

	YARDS	YEAR	PUNTS
1.	3,759	1980	93
2.	3,522	1978	88
3.	3,570	1973	87
	3,593	1981	87
5.	3,542	1979	86
6.	3,275	1977	83
7.	3,502	2017	80
8.	3,244	1975	79
	3,148	1982	79

TEAM RECORDS

PUNT YARDS SINGLE GAME

	OPPONENT	YEAR	YARDS
1.	at Trinity (Texas)	1957	554
2.	at BYU	1978	545
3.	at New Mexico	1983	527
4.	vs. West Texas State	1946	486
5.	at West Texas State	1947	472
6.	at Tennessee	2018	471
7.	vs. BYU	1981	470
8.	vs. New Mexico State	1981	451
9.	vs. Kansas	2009	443
10.	vs. Arizona State	1976	435

SEASON

	PUNTS	YEAR	YARDS
1.	93	1980	3,759
2.	87	1981	3,593
3.	87	1973	3,570
4.	86	1979	3,542
5.	88	1978	3,522
6.	80	2017	3,502
7.	83	1977	3,275
8.	79	1975	3,244
9.	79	1982	3,148

PUNT AVERAGE SINGLE GAME

	PUNTS	YDS	OPPONENT	YEAR	AVG
1.	3	187	vs. 260th Coast Artillery	1941	62.3
2.	3	181	vs. BYU	1992	60.3
3.	5	278	vs. Rice	2010	55.6
4.	3	155	at Louisiana-Lafayette	2008	51.7
5.	2	103	vs. San Diego State	1988	51.5
6.	3	154	vs. Hawaii	1994	51.3
7.	6	303	at Tulsa	2012	50.5
8.	7	352	at Wyoming	1975	50.3
9.	6	303	at Tulsa	2012	50.3
10.	5	251	at UAB	2010	50.2
	5	251	at UTSA	2020	50.2

SEASON

	PUNTS	YARDS	YEAR	AVG
1.	48	2,214	2011	46.13
2.	51	2,300	2010	45.10
3.	46	2,019	2022	43.89
3.	80	3,502	2017	43.78
4.	57	2,482	1992	43.54
5.	69	3,003	2015	43.52
6.	52	2,240	2009	43.08
7.	62	2,650	1967	42.74
8.	64	2,732	2004	42.69
9.	66	2,814	2012	42.64

PUNT RETURNS

PUNT RETURNS

Single Game: 10 (135) vs. Arizona State, 1947
Season: 50 (517 yards), 1966

PUNT RETURN YARDAGE

Single Game: 159 (8) vs. Trinity, 1956
Season: 597 (38), 1956

PUNT RETURN AVERAGE

Single Game: 35.5 (4/142) vs. NM State, 1955
Season: 20.0 (13/260), 2006

PUNT RETURNS SINGLE GAME

	OPPONENT	YEAR	RET (YARDS)
1.	vs. Arizona State	1947	10 (135)
2.	vs. Sacramento State	2002	9 (67)
3.	vs. Trinity (Texas)	1956	8 (159)
4.	at BYU	1949	7 (131)
	vs. Texas Southern	2001	7 (125)
	vs. New Mexico State	1990	7 (32)
	vs. Texas Southern	2005	7 (129)
8.	vs. NM State	2016	6 (104)*

* Accomplished 12 times with last time showing.

SEASON

	YARDS	YPR	YEAR	RETURNS
1.	517	10.34	1966	50
2.	581	12.36	1967	47
3.	507	11.79	1947	43
4.	597	15.71	1956	38
	487	12.82	1965	38
6.	253	6.84	1969	37

PUNT RETURN YARDS SINGLE GAME

	OPPONENT	YEAR	YARDS (RET)
1.	vs. Trinity (Texas)	1956	159 (8)
2.	vs. Sul Ross	1954	150 (5)
3.	vs. New Mexico State	1955	142 (4)
4.	vs. Arizona State	1947	135 (10)
5.	vs. New Mexico State	1948	133 (6)
6.	at BYU	1949	131 (7)
7.	vs. Texas Southern	2005	129 (7)
8.	at Drake	1947	126 (5)
9.	vs. Texas Southern	2001	125 (7)
10.	at Arizona State	2004	124 (5)

SEASON

	RETURNS	YPR	YEAR	YARDS
1.	38	15.71	1956	597
2.	34	17.47	1955	594
3.	47	12.36	1967	581
4.	50	10.34	1966	517
5.	43	11.79	1948	507
6.	38	12.82	1965	487

PUNT RETURN AVERAGE

SINGLE GAME

(minimum three attempts)

	RET.	YARDS	OPPONENT	YEAR	AVG
1.	4	142	vs. New Mexico State	1955	35.5
2.	5	150	vs. Sul Ross	1954	30.0
3.	3	87	vs. West Texas State	1955	29.0
4.	3	77	at Marshall	2010	25.7
5.	5	126	at Drake	1947	25.2
6.	5	124	at Arizona State	2004	24.8
7.	3	62	vs. Cal Poly	2003	20.7
	3	62	vs. East Carolina	2011	20.7
9.	5	103	vs. Midwestern	1953	20.6
10.	4	82	vs. Texas Tech	1955	20.5

SEASON

	RET	YARDS	YEAR	AVG
1.	13	260	2006	20.00
2.	34	594	1955	17.47
3.	11	186	1964	16.91
4.	38	597	1956	15.71
5.	28	432	1951	15.43
6.	25	365	1948	14.60

TEAM RECORDS

KICKOFF RETURNS

KICKOFF RETURNS

Single Game: 12 (231) at Tulsa, 2008
Season: 67 (1,365), 2008

KICKOFF RETURN YARDAGE

Single Game: 280 (10) vs. Colorado State, 1973
Season: 1,538 (60 returns), 2010

KICKOFF RETURN AVERAGE

Single Game: 53.0 (3/159) at Louisiana Tech, 2020
Season: 25.69 (26/668), 2020

KICKOFF RETURNS

SINGLE GAME

	OPPONENT	YEAR	RET (YARDS)
1.	at Tulsa	2008	12 (231)
2.	vs. Hawaii	2001	11 (190)
	at East Carolina	2008	11 (199)
4.	vs. Colorado State	1973	10 (280)
	at Iowa	1986	10 (161)
	at Kent State	1985	10 (257)
	at Oklahoma	2002	10 (159)
	at Texas	2009	10 (199)
	at Arkansas	2010	10 (271)
	at Louisiana Tech	2014	10 (183)

SEASON

SEASON	YARDS	YPR	YEAR	RETURNS
1.	1,365	20.37	2008	67
2.	1,309	20.14	1973	65
	1,327	20.42	2007	65
4.	1,265	19.77	2002	64
5.	1,304	21.38	2009	61
6.	1,538	25.63	2010	60
7.	1,171	19.85	1993	59
8.	1,303	22.47	2001	58
9.	1,013	17.77	1986	57
10.	1,157	20.66	1995	56

KICKOFF RETURN YARDS

SINGLE GAME

	OPPONENT	YEAR	YARDS (RET)
1.	vs. Colorado State	1973	280 (10)
2.	at Arkansas	2010	271 (10)
3.	at Kent State	1985	257 (10)
4.	at USF	2011	251 (8)
5.	at North Texas	2019	246 (8)
6.	at San Diego State	1990	234 (9)
7.	at Tulsa	2008	231 (12)
8.	at Southern Miss	2012	222 (7)
9.	vs. Tulsa	1995	216 (7)
10.	at Rice	2011	212 (7)

SEASON

SEASON	RETURNS	YPR	YEAR	YARDS
1.	60	25.63	2010	1,538
2.	67	20.37	2008	1,365
3.	65	20.42	2007	1,327
4.	65	20.14	1973	1,309
5.	61	21.38	2009	1,304
6.	33	22.47	2001	1,303
7.	49	26.35	2011	1,291
8.	64	19.77	2002	1,265
9.	53	23.02	2003	1,220
10.	59	19.85	1993	1,171

KICKOFF RETURN AVERAGE

SINGLE GAME (MINIMUM 3 RETURNS)

	RET.	YARDS	OPPONENT	YEAR	AVG
1.	3	159	at Louisiana Tech	2020	53.0
2.	3	132	vs. UTSA	2013	44.0
3.	5	208	vs. San Jose State	2001	41.6
4.	5	196	at New Mexico	1996	39.2
5.	3	113	vs. FIU	2013	37.7
6.	3	110	vs. New Mexico	1984	36.7
7.	3	108	vs. New Mexico State	1999	36.0
8.	3	103	vs. Tulsa	2001	34.3
9.	5	171	at North Carolina	1993	34.2
	5	171	at East Carolina	2012	34.2

SEASON

SEASON	RET.	YARDS	YEAR	AVG
1.	30	819	1996	27.30
2.	49	1,291	2011	26.35
3.	26	668	2020	25.69
4.	60	1,538	2010	25.63
5.	18	449	1956	24.94
6.	46	1,130	2013	24.57
7.	29	707	1957	24.38
8.	46	1,096	2012	23.83
9.	53	1,220	2003	23.02
10.	28	633	1962	22.61

FIRST DOWNS

MOST FIRST DOWNS

Single Game: 38 vs. Northern Michigan, 1986
Season: 270, 2005

MOST RUSHING FIRST DOWNS

Single Game: 22 vs. New Mexico State
 vs. Hardin-Simmons, 1948
Season: 147, 1948

MOST PASSING FIRST DOWNS

Single Game: 22 vs. Texas Tech, 2006
Season: 161, 2005

FEWEST FIRST DOWNS ALLOWED

Single Game: 2 (1/1/0) at UTSA, 2014
Season: 79 (50/28/1), 1947

MOST FIRST DOWNS

SINGLE GAME

	OPPONENT	YEAR	1ST DOWNS
1.	vs. Northern Michigan	1986	38
2.	vs. UAB	2009	36
3.	at Utah	1987	34
4.	at SMU	2007	32
5.	vs. East Carolina	2007	31
6.	vs. BYU	1977	30
	at New Mexico	1988	30
	at Fresno State	1999	30
	vs. Weber State	2004	30
	at Memphis	2005	30
	vs. UAB	2005	30
	vs. Houston	2011	30

T TEAM RECORDS

SEASON	RUSH	PASS	PENALTY	YEAR	1ST DOWNS
1.	87	161	22	2005	270
2.	96	140	29	2010	265
3.	93	141	27	2009	261
4.	93	144	19	2007	256
5.	86	148	18	1986	252
	112	119	21	2022	252
7.	86	143	21	1999	250
8.	121	101	26	2003	248
9.	78	147	22	2008	247
10.	115	119	12	1988	246

MOST RUSHING FIRST DOWNS

SEASON	TOTAL	YEAR	1ST DOWN RUSH
1.	170	1948	147
2.	173	1949	146
3.	226	2014	138
4.	166	1956	132
	199	1976	132
6.	229	1992	130
7.	196	1984	125
8.	168	1954	123
9.	248	2003	121
10.	157	1950	120

MOST PASSING FIRST DOWNS

SEASON	TOTAL	YEAR	1ST DOWN PASSING
1.	270	2005	161
2.	212	2006	152
3.	252	1986	148
4.	247	2008	147
5.	256	2007	144
6.	250	1999	143
7.	261	2009	141
8.	265	2010	140
9.	190	1965	126
10.	214	1989	125

PENALTIES

MOST PENALTIES

Single Game: 22 (217), vs. BYU, 1981
Season: 109 (864), 2003
 Per Game Average: 8.4 (109/864), 2003

MOST PENALTY YARDS

Single Game: 217 (22), vs. BYU, 1981
Season: 864 (109), 2003
 Per Game Average: 73.5 (83/808), 1981

FEWEST PENALTIES

Single Game: 0 (0) vs. Hardin-Simmons, 1948;
 at North Texas, 1954;
 vs. North Texas, 1959;
 vs. Trinity, 1960;
 at Wyoming, 1965;
 at San Diego State, 2006

Season: 22 (201), 1960
 Per Game Average: 2.2 (22/201), 1960

FEWEST PENALTY YARDS

Single Game: 0 (0), vs. Hardin-Simmons, 1948;
 at North Texas, 1954;
 vs. North Texas, 1959;
 vs. Trinity, 1960;
 at Wyoming, 1965;
 at San Diego State, 2006

Season: 201 (22), 1960

Per Game Average: 20.1 (22/201), 1960

MOST OPPONENT PENALTIES

Single Game: 17 (122), at New Mexico, 2001

Season: 110 (828), 1999; 110 (925), 2000

Per Game Average: 9.2 (101/1,018), 1979

MOST OPPONENT PENALTY YARDS

Single Game: 163 (12), at New Mexico State, 1995

Season: 1,018 (101), 1979

Per Game Average: 92.5 (101/1,018), 1979

MOST PENALTIES

SINGLE GAME

	OPPONENT	YEAR	YDS	NO.
1.	vs. BYU	1981	217	22
2.	at Hawaii	1986	123	15
	at Rice	2005	155	15
4.	vs. New Mexico State	1949	170	14
	at New Mexico State	1980	123	14
	vs. San Jose State	2003	117	14
7.	vs. Hawaii	1949	95	13
	vs. Midwestern	1953	109	13
	at New Mexico State	1984	110	13
	at New Mexico	1986	103	13
	at Nevada	2000	131	13
	at Rice	2003	89	13
	vs. Kansas	2009	137	13
	at UTSA	2016	72	13
	at Florida Atlantic	2021	97	13

SEASON

SEASON	YDS	YEAR	NO.
1.	972	2021	110
2.	864	2003	109
3.	810	2009	92
4.	755	1983	89
	763	1986	89
6.	676	2001	88
7.	797	2007	86
8.	722	1982	85
9.	742	1984	84
	680	2000	84
	769	2005	84

MOST PENALTY YARDS

SINGLE GAME

	OPPONENT	YEAR	NO.	YDS.
1.	vs. BYU	1981	22	217
2.	vs. New Mexico State	1949	14	170
3.	at Rice	2005	15	155
4.	at NM State	2021	12	145
5.	at BYU	1978	12	143
6.	vs. Utah	1974	11	139
7.	at Texas-Arlington	1974	12	137
8.	vs. Kansas	2009	13	137
9.	vs. Northern Michigan	1986	12	134
10.	at Nevada	2000	13	131

TEAM RECORDS

SEASON

	NO.	YEAR	YDS
1.	110	2021	972
2.	109	2003	864
3.	78	1976	836
4.	81	1980	824
5.	92	2009	810
6.	83	1981	808
7.	86	2007	797
8.	82	1978	786
9.	78	1949	778
10.	84	2005	769

TURNOVERS

MOST FUMBLES

Single Game: 9, at Oklahoma State, 1977
Season: 43, 1952 & 1976

MOST FUMBLES LOST

Single Game: 7, at Utah, 1976
Season: 30, 1976

MOST INTERCEPTIONS THROWN

Single Game: 7, at Arizona, 1968 & at Utah, 1970
Season: 33, 1965

MOST TOTAL TURNOVERS

Single Game: 10, at Utah, 1970
Season: 55, 1965

MOST OPPONENT FUMBLES

Single Game: 11, at Wyoming, 1975
Season: 47, 1977

MOST OPPONENT FUMBLES LOST

Single Game: 6, at Oklahoma State, 1977
Season: 30, 1975

FUMBLES

SINGLE GAME

	OPPONENT	YEAR	FL	FUM
1.	at Oklahoma State	1977	3	9
2.	at North Texas	1954	5	8
	at Arizona State	1958	4	8
	vs. Arizona State	1959	5	8
	vs. Arizona	1960	3	8

SEASON

	FL	YEAR	FUM
1.	21	1952	43
	19	1959	43
	30	1976	43
4.	30	1954	42
5.	26	1955	41

FUMBLES LOST

SINGLE GAME

	OPPONENT	YEAR	FUM	LOST
1.	at Utah	1976	7	7
2.	vs. New Mexico	1949	7	6
	vs. New Mexico State	1955	6	6
4.	at North Texas	2015	6	5*

* Accomplished 13 times with last time showing.

SEASON

	FUM	YEAR	LOST
1.	42	1954	30
	43	1976	30
3.	41	1955	26
4.	34	1972	24
5.	30	1975	23

INTERCEPTIONS

SINGLE GAME

	OPPONENT	YEAR	INT
1.	at Arizona	1968	7
	at Utah	1970	7
3.	at Cincinnati	1951	6
	at Hardin-Simmons	1951	6
	vs. BYU	1973	6

SEASON

	YEAR	INT
1.	1965	33
2.	1969	29
	1977	29
4.	1941	27
	1973	27

TOTAL TURNOVERS

SINGLE GAME

	OPPONENT	YEAR	INT	FUM	T/O
1.	at Utah	1970	3	7	10
2.	at New Mexico	1967	2	7	9
	vs. BYU	1973	3	6	9
	vs. BYU	1977	4	5	9

SEASON

	INT	FUM	YEAR	T/O
1.	33	22	1965	55
2.	29	20	1977	49
3.	27	20	1941	47
4.	16	30	1976	46
5.	24	21	1978	45

TOTAL DEFENSE

FEWEST PLAYS ALLOWED

Single Game: 34, vs. New Mexico State, 1954
Season: 492, 1962

FEWEST PLAYS ALLOWED

SINGLE GAME

	OPPONENT	YEAR	RUN	PASS	PLYS
1.	at New Mexico State	1954	31	3	34
2.	vs. Kansas State	1947	29	10	39
3.	vs. SMU	2006	23	20	43
	vs. FIU	2022	22	21	43
5.	at New Mexico State	1976	34	10	44
	vs. Stephen F. Austin	2020	23	21	44
7.	vs. New Mexico State	1947	30	15	45
	at BYU	1949	32	13	45
	at Trinity	1957	32	13	45
	at ULM	2020	14	31	45

SEASON

	RUN	PASS	YEAR	PLYS
1.	334	148	1947	482
2.	400	92	1962	492
3.	274	225	2020	499
4.	384	181	1953	515
5.	459	104	1953	563

FEWEST NET YARDS ALLOWED

Single Game: -10 vs. San Jose State, 1966
Season: 1,787, 1953

NET YARDS ALLOWED

SINGLE GAME

	OPPONENT	YEAR	RUN	PASS	YDS
1.	vs. San Jose State	1966	-106	96	-10
2.	at New Mexico	1955	-61	66	5
3.	at UTSA	2014	38	32	70
4.	vs. FIU	2022	15	56	71
5.	vs. Sul Ross	1953	60	20	80
6.	at New Mexico State	1954	40	44	84
7.	vs. New Mexico State	1950	103	3	106
8.	vs. New Mexico State	1948	75	32	107
9.	vs. Mississippi	1967	38	71	109
10.	vs. Weber State	2004	34	78	112

SEASON

	YDS	RUN	PASS	YEAR	AVG
1.	1,787	1,107	680	1953	198.6
2.	1,951	1,079	872	1947	216.8
3.	2,260	1,163	1,097	1949	226.0
4.	2,337	1,889	438	1963	233.7
5.	2,341	1,603	738	1955	234.1
6.	2,397	1,455	1,142	1948	239.7
7.	2,502	728	1,769	1966	250.2
8.	2,533	1,617	916	1956	253.3
9.	2,376	1,871	505	1962	264.0
10.	2,702	2,071	631	1954	270.2

PASS DEFENSE

FEWEST PASSES ATTEMPTED

Single Game: 2, by Air Force, 1987
Season: 92, 1962

FEWEST PASSES COMPLETED

Single Game: 0, by Air Force, 1984
Season: 35, 1962; 35, 1963

FEWEST PASSING YARDS ALLOWED

Single Game: 0, by Air Force, 1984
Season: 438, 1963

FEWEST PASSING YARDS

SINGLE GAME

Since 1965

	OPPONENT	YEAR	CMP-ATT-INT	YDS
1.	vs. Air Force	1984	0-3-0	0
2.	vs. Colorado State	1979	1-5-0	8
3.	vs. Colorado State	1971	1-3-0	11
	vs. East Tennessee State	1975	1-13-2	11
5.	vs. Rice	1996	2-4-0	13
6.	at Air Force	1987	1-2-1	17
7.	at Colorado State	1976	3-6-0	19
	vs. Mankato State	1988	3-9-1	19
9.	at Wyoming	1975	2-6-0	22
10.	vs. Pacific	1972	3-7-0	23

FEWEST YARDS ALLOWED

SEASON

Since 1960

	YDS	CMP-ATT-INT	YEAR	AVG
1.	438	35-104-7	1963	43.8*
2.	505	35-92-9	1962	56.1
3.	935	65-157-15	1960	93.5
4.	1,117	69-137-10	1972	111.7
5.	1,343	89-186-7	1976	111.9
6.	1,189	60-127-6	1961	118.9
7.	1,285	97-263-11	1969	128.5
8.	1,516	132-270-23	1971	137.8
9.	1,422	82-165-7	1964	142.2
10.	1,575	100-200-10	1975	143.2

* NCAA Statistical Champion

MOST INTERCEPTIONS

Single Game: 7, vs. Pacific, 1971
Season: 24, 1966

INTERCEPTION RETURN YARDS

Single Game: 150, vs. West Texas State, 1965
Season: 422, 2007

INTERCEPTIONS

SINGLE GAME

	OPPONENT	YEAR	INT
1.	vs. Pacific	1971	7
2.	vs. San Diego State	1989	6
3.	vs. West Texas State	1965	5
	at West Texas State	1966	5
	at Arizona State	1967	5
	vs. Houston	2005	5
7.	vs. New Mexico	1966	4
	vs. Texas-Arlington	1966	4
	at BYU	1966	4
	vs. UC-Santa Barbara	1967	4
	at New Mexico	1967	4
	vs. New Mexico State	1968	4
	at Colorado State	1970	4
	vs. BYU	1985	4
	at New Mexico State	1986	4
	at New Mexico State	1988	4
	vs. Texas Southern	2007	4
	vs. East Carolina	2007	4
	vs. SMU	2008	4
	at Tulane	2011	4

SEASON

	YDS	YEAR	INT
1.	332	1966	24
2.	193	1971	23
3.	352	1988	22
4.	367	1965	21
	223	1967	21

INTERCEPTION RETURN YARDS

SINGLE GAME

	OPPONENT	YEAR	INT	YDS
1.	vs. West Texas State	1965	5	150
2.	at BYU	1996	3	134
3.	at West Texas State	1966	5	123
4.	at New Mexico	1967	4	115
5.	vs. Arizona	1939	3	114
6.	vs. New Mexico	1962	2	104
	vs. BYU	1985	4	104
8.	vs. Wichita	1939	3	103
9.	at Hawaii	1991	2	100
	at New Mexico State	2007	1	100
	at UCF	2007	1	100

SEASON

	INT	YEAR	YDS
1.	18	2007	422
2.	21	1965	367
3.	22	1988	352
4.	24	1966	332
5.	18	2004	295
6.	14	2005	285
7.	16	1955	273
8.	9	1962	246
	17	1980	246
10.	19	1989	232

DEFENSIVE PASS EFFICIENCY

SEASON

	YEAR	CMP	ATT	INT	TD	YDS	RATING
1.	1963	35	104	7	1	438	58.74
2.	1956	66	175	23	3	916	61.05
3.	1955	61	154	16	3	738	65.51
4.	1953	51	131	14	2	680	66.20
5.	1949	75	208	19	6	1097	71.61
6.	1946	48	125	15	3	805	76.42
7.	1962	35	92	9	4	505	78.93
8.	1965	145	347	21	12	1580	79.34
9.	1967	142	342	21	11	1679	81.09
10.	1969	97	263	11	10	1285	82.11

RUSH DEFENSE

FEWEST RUSHING ATTEMPTS

Single Game: 11, by Hawaii, 2003
Season: 92, 1962

FEWEST RUSHING YARDS ALLOWED

Single Game: -106, vs. San Jose State, 1966
Season: 728, 1966

FEWEST RUSHING ATTEMPTS

SINGLE GAME

	OPPONENT	YEAR	YDS	ATT
1.	at Hawaii	2003	37	11
2.	vs. Valdosta State	1995	35	13
3.	vs. Hawaii	2004	77	14
4.	at ULM	2020	7	14
5.	vs. West Texas State	1965	25	15
6.	vs. Texas Tech	2006	103	18
7.	at San Jose State	1996	46	19
8.	at BYU	1984	227	20
	vs. BYU	1997	0	20
	vs. SMU	2008	64	20

FEWEST YARDS ALLOWED

SINGLE GAME

	OPPONENT	YEAR	ATT	YDS
1.	vs. San Jose State	1966	32	-106
2.	at New Mexico	1955	31	-61
3.	at New Mexico State	2005	24	-17
4.	at Arizona State	1966	50	-13
5.	vs. BYU	1997	20	0
6.	at Tulsa	2000	26	6
7.	at ULM	2020	14	7
8.	at Northern Illinois	1996	24	11
9.	vs. West Virginia	1950	26	12
10.	vs. FIU	2022	22	15

MOST RUSHING ATTEMPTS

SINGLE GAME

	OPPONENT	YEAR	YDS	ATT
1.	at New Mexico	1971	518	90
2.	vs. Colorado State	1971	363	81
	vs. Air Force	1988	433	81
4.	at Abilene Christian	1951	314	80
5.	vs. Rice	2004	312	79
6.	at Arizona State	1977	413	78
7.	at Colorado State	1972	299	76
8.	at Oklahoma State	1977	477	74
9.	vs. New Mexico	1972	522	73
	at Rice	2001	293	73
	vs. Army	2016	426	73

MOST YARDS ALLOWED

SINGLE GAME

	OPPONENT	YEAR	ATT	YDS
1.	vs. New Mexico	1972	73	522
2.	at New Mexico	1971	90	518
3.	at Wyoming	1975	65	485
4.	vs. Arizona	1952	38	483
5.	vs. Arizona State	1973	52	482
6.	at Texas Tech	1954	45	480
7.	at Oklahoma State	1977	74	477
8.	at Colorado State	1978	72	475
	at TCU	1999	61	475
10.	at Idaho	1973	64	448

SCORING DEFENSE

SINGLE GAME

Fewest Points Allowed: 0 several times, last at UTSA, 2014

SEASON

Fewest Touchdowns Allowed: 10, 1956
Fewest Points Allowed: 65, 1956

THE MOST ONE-HALF...

Points: 43, vs. Northern Michigan, 1986

Points Allowed: 49, at Tulsa, 2008

TDs Passing: 5, Brooks Dawson at New Mexico, 1967

TDs Rushing: 4, Fred Wendt vs. NMSU, 1948

4, Howard Jackson vs. Sacramento State, 2002
 4, Donald Buckram vs. Houston, 2009

First Downs: 19, vs. UAB, 2009

Rushing Yards: 207, Fred Wendt vs. NMSU, 1948

Passing Yards: 309, Billy Stevens vs. North Texas, 1965

MISCELLANEOUS RECORDS

IN SEASON OPENERS

Overall: 46-54-5

Home: 37-23-3

Road: 9-31-2

YEAR	OPPONENT	RESULT
1914	vs. YMCA	W, 7-6
1915	vs. 20th Infantry	W, 42-6
1916	vs. El Paso High	L, 3-14
1917	at El Paso High	T, 0-0
1919	vs. Motor Transport	W, 32-0
1920	vs. Arizona	L, 7-60
1921	vs. Calamus Club	L, 0-21
1922	vs. Arizona	L, 0-18
1923	vs. 8th Cavalry	W, 20-0
1924	vs. Sul Ross State	W, 32-6
1925	at Sul Ross State	L, 7-31
1926	vs. Western New Mexico	W, 25-3
1927	vs. Arizona	L, 6-28
1928	vs. Western New Mexico	W, 68-0
1929	vs. New Mexico Mines	W, 46-0
1930	at Texas	L, 0-28
1931	vs. Wayland Baptist	W, 10-0
1932	vs. Wayland Baptist	W, 38-7
1933	at Texas	L, 6-22
1934	vs. Daniel Baker	W, 34-7
1935	at New Mexico	L, 0-20
1936	vs. West Texas State	L, 7-13
1937	at New Mexico State	L, 0-14
1938	vs. New Mexico Military	W, 26-0
1939	vs. Texas Tech	W, 7-2
1940	at Northern Arizona	W, 28-7
1941	vs. Louisiana Tech	T, 0-0
1942	at Louisiana Tech	L, 0-20
1946	vs. Drake	L, 2-7
1947	at Drake	W, 19-7
1948	vs. McMurry	W, 33-14
1949	at BYU	W, 47-6
1950	at Cincinnati	L, 0-32
1951	vs. North Texas	L, 0-33
1952	vs. North Texas	L, 14-27
1953	vs. Sul Ross State	W, 26-7
1954	vs. Sul Ross State	W, 35-14
1955	vs. North Texas	T, 7-7
1956	at Texas Tech	W, 17-13
1957	vs. North Texas	W, 14-13
1958	at North Texas	L, 8-26
1959	vs. University of Mexico	W, 43-8
1960	vs. Utah State	L, 7-20
1961	at Utah State	L, 6-21
1962	at North Texas	L, 6-19
1963	vs. North Texas	W, 34-7
1964	at North Texas	T, 0-0
1965	vs. North Texas	W, 61-15
1966	at Arizona State	L, 26-30
1967	vs. UC Santa Barbara	W, 50-14
1968	vs. UC Santa Barbara	T, 14-14
1969	vs. Pacific	W, 14-10
1970	vs. Pacific	L, 18-24
1971	vs. Texas-Arlington	W, 38-9
1972	vs. Lamar	L, 28-42
1973	at Idaho	L, 14-62
1974	vs. Pacific	L, 14-17
1975	at San Diego State	L, 10-31
1976	vs. Texas-Arlington	W, 38-15
1977	vs. North Texas	L, 10-41

1978	at North Texas	L, 0-49
1979	at North Texas	L, 0-35
1980	at Texas Tech	L, 7-35
1981	vs. New Mexico State	L, 7-14
1982	at New Mexico State	W, 20-17
1983	vs. New Mexico State	W, 20-9
1984	at Texas A&M	L, 17-20
1985	at Air Force	L, 6-48
1986	vs. Northern Michigan	W, 64-29
1987	vs. New Mexico State	W, 31-0
1988	vs. Mankato State	W, 37-3
1989	vs. Tulsa	L, 14-23
1990	vs. BYU	L, 10-30
1991	vs. New Mexico	W, 35-19
1992	vs. BYU	L, 28-38
1993	at Arizona	L, 6-24
1994	at Wyoming	L, 13-36
1995	at New Mexico State	L, 17-45
1996	at Arizona	L, 3-23
1997	at LSU	L, 3-55
1998	at Texas Tech	L, 3-35
1999	vs. New Mexico	W, 13-10
2000	at Oklahoma	L, 14-55
2001	at New Mexico	L, 6-26
2002	vs. Sacramento State	W, 42-12
2003	at Arizona	L, 7-42
2004	at Arizona State	L, 9-41
2005	at New Mexico State	W, 34-17
2006	at San Diego State	W, 34-27
2007	vs. New Mexico	W, 10-6
2008	at Buffalo	L, 17-42
2009	vs. Buffalo	L, 17-23
2010	vs. Arkansas-Pine Bluff	W, 31-10
2011	vs. Stony Brook	W, 31-24 OT
2012	vs. Oklahoma	L, 7-24
2013	vs. New Mexico	L, 35-42
2014	at New Mexico	W, 31-24
2015	at Arkansas	L, 13-48
2016	vs. NM State	W, 38-22
2017	at Oklahoma	L, 7-56
2018	vs. Northern Arizona	L, 10-30
2019	vs. Houston Baptist	W, 36-34
2020	vs. Stephen F. Austin	W, 24-14
2021	at NM State	W, 30-3
2022	vs. North Texas	L, 13-31

IN HOME OPENERS

Overall: 62-38-4

YEAR	OPPONENT	RESULT
1914	vs. YMCA	W, 7-6
1915	vs. 20th Infantry	W, 42-6
1916	vs. El Paso High	L, 3-14
1919	vs. Motor Transport	W, 32-0
1920	vs. Arizona	L, 7-60
1921	vs. Calamus Club	L, 0-21
1922	vs. Arizona	L, 0-18
1923	vs. 8th Cavalry	W, 20-0
1924	vs. Sul Ross State	W, 32-6
1925	vs. New Mexico	W, 19-2
1926	vs. Western New Mexico	W, 25-3
1927	vs. Arizona	L, 6-19
1928	vs. Western New Mexico	W, 68-0
1929	vs. New Mexico Mines	W, 46-0
1930	vs. Arizona State	W, 19-6
1931	vs. Wayland Baptist	W, 10-0

1932	vs. Wayland Baptist	W, 38-7
1933	vs. Howard Payne	L, 0-6
1934	vs. Daniel Baker	W, 34-7
1935	vs. St. Mary's	L, 0-38
1936	vs. West Texas State	L, 7-13
1937	vs. West Texas State	W, 16-14
1938	vs. New Mexico Military	W, 26-0
1939	vs. Texas Tech	W, 7-2
1940	vs. North Dakota	W, 20-6
1941	vs. Louisiana Tech	T, 0-0
1942	vs. New Mexico	W, 7-0
1946	vs. Drake	L, 2-7
1947	vs. Kansas State	W, 20-6
1948	vs. McMurry	W, 33-14
1949	vs. John Carroll	W, 33-7
1950	vs. New Mexico State	W, 40-0
1951	vs. North Texas State	L, 10-33
1952	vs. Sul Ross State	W, 42-0
1953	vs. Sul Ross State	W, 26-7
1954	vs. Sul Ross State	W, 35-14
1955	vs. North Texas	T, 7-7
1956	vs. Abilene Christian	W, 20-0
1957	vs. North Texas	W, 14-13
1958	vs. New Mexico	W, 15-6
1959	vs. University of Mexico	W, 43-8
1960	vs. Utah State	L, 7-20
1961	vs. West Texas State	L, 27-56
1962	vs. New Mexico	W, 16-14
1963	vs. North Texas	W, 34-7
1964	vs. BYU	T, 18-18
1965	vs. North Texas	W, 61-15
1966	vs. New Mexico	W, 51-3
1967	vs. UC Santa Barbara	W, 50-14
1968	vs. UC Santa Barbara	T, 14-14
1969	vs. Pacific	W, 14-10
1970	vs. Pacific	L, 18-24
1971	vs. Texas-Arlington	W, 38-9
1972	vs. Lamar	L, 28-42
1973	vs. Pacific	L, 9-34
1974	vs. Pacific	L, 14-17
1975	vs. New Mexico State	L, 24-31
1976	vs. Texas-Arlington	W, 38-15
1977	vs. North Texas	L, 10-41
1978	vs. Air Force	L, 25-34
1979	vs. Pacific	W, 31-7
1980	vs. North Texas	L, 15-35
1981	vs. New Mexico State	L, 7-14
1982	vs. SMU	L, 10-31
1983	vs. New Mexico State	W, 20-9
1984	vs. Idaho State	W, 16-14
1985	vs. New Mexico State	L, 20-22
1986	vs. Northern Michigan	W, 64-29
1987	vs. New Mexico State	W, 31-0
1988	vs. Mankato State	W, 37-3
1989	vs. Tulsa	L, 14-23
1990	vs. BYU	L, 10-30
1991	vs. New Mexico	W, 35-19
1992	vs. BYU	L, 28-38
1993	vs. UNLV	W, 41-24
1994	vs. Eastern Illinois	W, 22-20
1995	vs. Valdosta State	W, 34-24
1996	vs. New Mexico State	W, 14-7
1997	vs. New Mexico	L, 20-38
1998	vs. Oregon	L, 26-33
1999	vs. New Mexico	W, 13-10
2000	vs. SMU	W, 37-20
2001	vs. Texas Southern	W, 52-6

MISCELLANEOUS RECORDS

2002	vs. Sacramento State	W, 42-12
2003	vs. Cal Poly	L, 13-34
2004	vs. Weber State	W, 32-0
2005	vs. Houston	W, 44-41 2OT
2006	vs. Texas Tech	L, 35-38 OT
2007	vs. New Mexico	W, 10-6
2008	vs. Texas	L, 13-42
2009	vs. Buffalo	L, 17-23
2010	vs. Arkansas-Pine Bluff	W, 31-10
2011	vs. Stony Brook	W, 31-24 OT
2012	vs. Oklahoma	L, 7-24
2013	vs. New Mexico	L, 35-42
2014	vs. Texas Tech	L, 26-30
2015	vs. Incarnate Word	W, 27-17
2016	vs. NM State	W, 38-22
2017	vs. Rice	L, 14-31
2018	vs. Northern Arizona	L, 10-30
2019	vs. Houston Baptist	W, 36-34
2020	vs. Stephen F. Austin	W, 24-14
2021	vs. Bethune-Cookman	W, 38-28
2022	vs. North Texas	L, 13-31

IN HOMECOMING GAMES

Overall: 40-49-1

YEAR	OPPONENT	RESULT
1929	vs. New Mexico State	W, 8-0
1930	vs. New Mexico Military	W, 27-7
1931	vs. New Mexico State	W, 20-0
1932	vs. St. Edward's	W, 27-13
1933	vs. New Mexico State	W, 9-0
1934	vs. New Mexico	L, 15-21
1935	vs. Western New Mexico	W, 9-7
1936	vs. Arizona State	L, 0-19
1937	vs. Sul Ross State	W, 34-20
1938	vs. Arizona State	W, 14-6
1939	vs. Arizona	W, 14-6
1940	vs. New Mexico State	W, 40-26
1941	vs. Northern Arizona	W, 23-20
1942	vs. New Mexico State	W, 61-6
1946	vs. New Mexico State	L, 7-14
1947	vs. New Mexico State	W, 26-0
1948	vs. Hardin-Simmons	T, 27-27
1949	vs. Texas Tech	L, 0-13
1950	vs. Hardin-Simmons	W, 21-20
1951	vs. Texas Tech	L, 7-27
1952	vs. Arizona	L, 7-55
1953	vs. New Mexico State	W, 39-0
1954	vs. Hardin-Simmons	W, 20-7
1955	vs. Arizona State	L, 13-20
1956	vs. Hardin-Simmons	W, 51-13
1957	vs. Arizona State	L, 7-43
1958	vs. Hardin-Simmons	L, 6-14
1959	vs. New Mexico State	W, 20-15
1960	vs. Hardin-Simmons	W, 45-6
1961	vs. Arizona State	L, 28-48
1962	vs. Arizona	L, 0-7
1963	vs. Texas Tech	L, 3-7
1964	vs. New Mexico	L, 12-20
1965	vs. Colorado State	W, 35-10
1966	vs. Wyoming	L, 7-31
1967	vs. New Mexico State	W, 46-24
1968	vs. Wyoming	L, 19-26
1969	vs. Arizona State	L, 19-42
1970	vs. Arizona	W, 33-17
1971	vs. Utah	L, 10-32
1972	vs. New Mexico	L, 7-56

1973	vs. Colorado State	L, 24-76
1974	vs. Wyoming	W, 35-13
1975	vs. Arizona	L, 0-36
1976	vs. Arizona State	L, 6-23
1977	vs. New Mexico State	W, 23-21
1978	vs. New Mexico	L, 0-21
1979	vs. Hawaii	L, 12-27
1980	vs. New Mexico	L, 21-22
1981	vs. Hawaii	L, 7-35
1982	vs. Air Force	L, 7-35
1983	vs. Colorado State	L, 15-31
1984	vs. Hawaii	L, 20-24
1985	vs. Hawaii	L, 7-23
1986	vs. San Diego State	L, 10-15
1987	vs. Lamar	W, 38-14
1988	vs. Colorado State	W, 34-14
1989	vs. Colorado State	L, 0-52
1990	vs. Hawaii	W, 12-10
1991	vs. Colorado State	L, 18-23
1992	vs. Air Force	L, 22-28
1993	vs. Utah	L, 29-45
1994	vs. BYU	L, 28-34
1995	vs. Tulsa	L, 28-38
1996	vs. Rice	L, 21-48
1997	vs. San Jose State	L, 7-10
1998	vs. San Jose State	W, 28-21
1999	vs. SMU	W, 42-28
2000	vs. Fresno State	W, 23-13
2001	vs. San Jose State	L, 28-40
2002	vs. Rice	W, 38-35
2003	vs. Louisiana Tech	L, 35-38
2004	vs. Hawaii	W, 51-20
2005	vs. Marshall	W, 31-3
2006	vs. Rice	L, 31-37
2007	vs. East Carolina	L, 42-45 (OT)
2008	vs. Tulane	W, 24-21
2009	vs. Houston	W, 58-41
2010	vs. Rice	W, 44-24
2011	vs. Colorado State	W, 31-17
2012	vs. Tulane	W, 24-20
2013	vs. Louisiana Tech	L, 35-38
2014	vs. Old Dominion	W, 42-35
2015	vs. UTSA	L, 6-25
2016	vs. Old Dominion	L, 21-31
2017	vs. WKU	L, 14-15
2018	vs. North Texas	L, 24-27
2019	vs. UTSA	L, 16-26
2020	No Homecoming Game due to COVID-19	
2021	vs. Old Dominion	W, 28-21
2022	vs. Middle Tennessee	L, 13-24

UTEP VS. THE ASSOCIATED PRESS TOP 25

Overall: 4-58 (HOME 3-19, AWAY 1-39)

YEAR	OPPONENT	RESULT
Jan. 1, 1957	vs. 16 George Washington	L, 0-13
Nov. 26, 1960	at 15 New Mexico State	L, 15-27
Nov. 13, 1967	vs. 6 Wyoming	L, 19-21
Sept. 28, 1968	at 17 Arizona State	L, 19-31
Nov. 16, 1968	vs. 20 Wyoming	L, 19-26
Oct. 11, 1969	at 18 Wyoming	L, 9-37
Oct. 24, 1970	vs. 12 Arizona State	L, 13-42
Oct. 2, 1971	at 13 Arizona State	L, 7-24
Nov. 17, 1973	vs. 13 Arizona State	L, 13-54
Oct. 5, 1974	at 12 Arizona	L, 13-42
Nov. 2, 1974	at 14 Arizona State	W, 31-27
Oct. 11, 1975	vs. 17 Arizona	L, 0-36
Oct. 25, 1975	at 11 Arizona State	L, 6-24
Nov. 26, 1977	vs. 18 BYU	L, 19-68
Nov. 1, 1980	at 17 BYU	L, 7-83
Sept. 19, 1981	vs. 13 BYU	L, 8-65
Sept. 11, 1982	at 2 Washington	L, 0-55
Sept. 18, 1982	vs. 6 SMU	L, 10-31
Oct. 16, 1982	at 10 Arizona State	L, 6-37
Nov. 5, 1983	vs. 12 BYU	L, 9-31
Nov. 3, 1984	at 4 BYU	L, 9-42
Sept. 7, 1985	at 3 SMU	L, 23-35
Oct. 26, 1985	vs. 7 BYU	W, 23-16
Sept. 27, 1986	at 15 Iowa	L, 7-69
Oct. 3, 1987	at 13 Arizona State	L, 16-35
Nov. 5, 1988	at 10 Wyoming	L, 6-51
Sept. 30, 1989	at 8 Arkansas	L, 7-39
Oct. 21, 1989	at 21 BYU	L, 24-49
Sept. 1, 1990	vs. 16 BYU	L, 10-30
Sept. 15, 1990	at 7 Tennessee	L, 0-56
Nov. 28, 1992	vs. 25 Fresno State	L, 18-43
Sept. 4, 1993	at 14 Arizona	L, 6-24
Oct. 2, 1993	at 16 North Carolina	L, 39-45
Oct. 15, 1994	at 15 Colorado State	L, 9-47
Oct. 29, 1994	at 12 Utah	L, 7-52
Nov. 2, 1996	at 13 BYU	L, 10-69
Sept. 6, 1997	at 10 LSU	L, 3-55
Nov. 1, 1997	vs. 25 BYU	W, 14-3
Sept. 12, 1998	vs. 24 Oregon	L, 26-33
Sept. 18, 1999	at 16 Kansas State	L, 7-40
Sept. 2, 2000	at 19 Oklahoma	L, 14-55
Nov. 18, 2000	at 15 TCU	L, 14-47
Sept. 14, 2002	at 3 Oklahoma	L, 0-68
Nov. 15, 2003	at 24 Boise State	L, 21-51
Sept. 18, 2004	vs. 23 Boise State	L, 31-47
Sept. 9, 2006	vs. 24 Texas Tech	L, 35-38 OT
Sept. 6, 2008	vs. 10 Texas	L, 13-42
Sept. 12, 2009	vs. 24 Kansas	L, 7-34
Sept. 26, 2009	at 2 Texas	L, 7-64
Oct. 3, 2009	vs. 12 Houston	W, 58-41
Nov. 13, 2010	at 14 Arkansas	L, 21-58
Sept. 24, 2011	at 18 USF	L, 24-52
Sept. 1, 2012	vs. 4 Oklahoma	L, 7-24
Nov. 2, 2012	at 12 Texas A&M	L, 7-57
Sept. 27, 2014	at 25 Kansas State	L, 28-58
Sept. 5, 2015	at 18 Arkansas	L, 13-48
Sept. 10, 2016	at 11 Texas	L, 7-41
Sept. 10, 2017	at 7 Oklahoma	L, 7-56
Sept. 12, 2020	at 14 Texas	L, 3-59
Nov. 6, 2021	vs. #16 UTSA	L, 23-44
Sept. 3, 2022	at #9 Oklahoma	L, 13-45
Nov. 26, 2022	at #25 UTSA	L, 31-34

SUN BOWL HIGHLIGHTS

SEPT. 21, 1963

Larry Durham ran 54 yards for a touchdown on the game's first play from scrimmage in the inaugural game in the Sun Bowl. The Miners defeated North Texas State 34-7.

OCT. 15, 1966

The Miners' 68 points in a 68-21 win over Texas-Arlington marked the most-ever scored in the Sun Bowl.

NOV. 18, 1967

For the first time in school history the Miners faced a nationally-ranked team, as UTEP hosted sixth-ranked Wyoming. The game featured the first sellout in school history, as 35,023 fans packed a Sun Bowl that seated just 30,000 fans. UTEP took a 13-3 halftime lead before Wyoming stormed back. With seconds remaining, UTEP's Jerry Waddles attempted a 44-yard field goal that went just wide, giving the No. 4 Cowboys a 21-19 win over the Miners.

SEPT. 21, 1968

UTEP played its first game as a member of the Western Athletic Conference and walked off the field with a huge 44-15 triumph over New Mexico. Brooks Dawson led the way with 196 passing yards and two touchdowns, and Jeff White added two rushing scores.

SEPT. 21, 1974

UTEP snapped a 13-game losing streak with a 34-7 win against Utah.

SEPT. 20, 1975

The lowest-scoring game in Sun Bowl history showed UTEP beating East Tennessee State, 6-3.

OCT. 26, 1985

Defending national champion BYU, with a 24-game WAC winning streak, was derailed by the Miners, 23-16. UTEP defensive back Danny Taylor made the game's big play, a 100-yard interception return for a second quarter score that broke a 10-10 tie. The win was UTEP's lone triumph in a 1-10 season.

NOV. 12, 1988

UTEP's 51-point margin of victory against San Diego State in a 58-7 contest was the largest-ever for the Miners in the Sun Bowl.

NOV. 19, 1988

UTEP edged Air Force, 31-24, earning the school its 10th win and a trip to the Independence Bowl in Shreveport, La. UTEP was led by Academic All-American quarterback Pat Hegarty and former Dallas Cowboy Tony Tolbert.

NOV. 12, 1994

With an overtime tiebreaker now in effect, the Miners played what could very well be the last tie game in school history as UTEP and Fresno State battled to a 30-30 deadlock.

NOV. 1, 1997

The Miners upset 25th-ranked BYU, 14-3. Ecstatic Miner fans made ESPN highlights by tearing down the south goal posts, carrying them up through the stands, and depositing them into the base of the mountain. It was the first time in 138 games that BYU was held without a touchdown.

SEPT. 25, 1999

Before a sellout crowd of 52,247 – at the time the largest audience ever to witness a football game at the Sun Bowl – UTEP routed rival New Mexico State 54-23. The Miners scored the last 24 points of the contest after the Aggies closed to within 30-23 with 5:47 to go in the third quarter. Paul Smith rushed for 187 yards for UTEP, which had 505 yards of total offense.

OCT. 21, 2000

With first place on the line in the WAC, UTEP scored 23 unanswered points to start the game, rolling to a 23-13 win over Fresno State before 52,085 fans. It marked the third sellout in school history and the second in as many years. QB Rocky Perez completed 20 of 29 passes for 212 yards and one touchdown to lead the way.

NOV. 11, 2000

The largest crowd to ever witness a football game in the Sun Bowl (53,304) saw the Miners clinch a share of the WAC title with a 38-21 win over Rice in the season finale. Fans not only tore down the south goal posts, as they did in 1997 after UTEP upset BYU, but they tore down both sets, depositing the remains over the east stands of the stadium. Pacing UTEP in the win was QB Rocky Perez, who completed 20 of 29 passes for a career-high 320 yards and three touchdowns. TE Brian Natkin and WR Lee Mays each had stellar outings. Natkin hauled in eight passes for a career-best 110 yards, while Mays caught five passes for 111 yards and three touchdowns.

OCT. 19, 2002

Miner fans went home happy on Homecoming after Keith Robinson boomed a school-record 59-yard field goal to beat Rice, 38-35. UTEP had to erase a 21-7 deficit to nip the Owls. After Rice's Kyle Herm hit Marcus Battle for an 18-yard touchdown to knot the contest at 35 late in the fourth quarter, Robinson split the uprights with 11 seconds remaining. Omar Duarte threw for 128 yards and two touchdowns in a relief role to spark the Miner comeback.

NOV. 13, 2004

UTEP and Rice provided another thrilling ball game for football fans in El Paso. A loyal crowd of 43,507 braved the cold and hard-driving rain to watch the Miners hang on for a 35-28 double-overtime victory over the Owls. Two safeties for Rice over the final 5:20 of regulation sent the game into the first overtime. After a three-yard TD pass from Jordan Palmer to Casey Mauch tied the game at 28 in the first overtime, Palmer connected with Johnnie Lee Higgins, Jr. on the very next play -- the first play of the second overtime -- for a 25-yard touchdown. Rice took its turn on offense. A fourth-down pass interference call on UTEP kept the Owls' drive alive. Then a UTEP face mask penalty gave Rice four downs from the Miner one-yard line. However, on first down UTEP's Quintin Demps stripped the ball from Rice running back Ed Bailey. Robert Rodriguez pounced on the ball to secure the win for the Miners.

OCT. 6, 2007

The Miners had to overcome a pair of nine-point second-half deficits on their way to a 48-47 conquest of eventual Conference USA Western Division champion Tulsa. UTEP trailed 30-21 early in the third quarter and 37-28 early in the fourth quarter. After quarterback Paul Smith put the Golden Hurricane ahead 47-41 on a one-

yard touchdown run with 4:34 to go, the Miners marched 76 yards on 11 plays for the winning score. UTEP's Trevor Vittatoe connected with Joe West on a 14-yard touchdown pass with 58 seconds remaining for the 48-47 lead. Tulsa drove to the Miner 36-yard line in the final seconds, but Jarod Tracy's 53-yard field goal was wide left as time expired.

SEPT. 6, 2008

A record crowd of 53,415 packed the Sun Bowl for the first-ever El Paso meeting between the Miners and Texas. The game had sold out weeks in advance, and fans began tailgating early in the morning in anticipation of the first matchup between the schools since 1933. The Miners were within striking distance of the heavily-favored Longhorns until UT exploded for 14 points in the first two minutes of the fourth quarter on its way to a 42-13 victory.

OCT. 3, 2009

UTEP was coming off a 64-7 loss at second-ranked Texas, and was a heavy underdog to a Houston team that had zipped out to a 3-0 start. But the Miners dominated the Cougars after falling behind 10-0 midway through the first quarter. With Donald Buckram rushing for 262 yards -- the second-top total in school history -- UTEP scored 55 points over the final three quarters and blitzed the 12th-ranked Cougars, 58-41. It was the Miners' first win over a ranked opponent in 12 years.

OCT. 21, 2009

The Miners appeared to be on life support, trailing visiting Tulsa 24-13 and being forced to punt with 10 minutes to play. However, in one of the most improbable rallies in school history, UTEP put together scoring drives of 61 and 54 yards over the final eight and a half minutes to edge the Golden Hurricane, 28-24. Donald Buckram rushed for 76 of his 165 yards in the fourth quarter and scored both of the Miners' touchdowns in the period.

NOV. 6, 2010

With bowl eligibility on the line, UTEP put together its most complete performance of the season, knocking off eventual Conference USA Western Division champion SMU 28-14. The Miners jumped out to first half leads of 14-0 and 21-7 and kept the Mustangs at bay, limiting them to 359 yards. Trevor Vittatoe threw for three touchdowns for UTEP in a game where neither team committed a turnover.

NOV. 29, 2014

Jameel Erving made a spectacular interception of quarterback Austin Grammer with Middle Tennessee knocking on the door of scoring a game-winning touchdown, preserving the Miners' 24-21 victory and sending UTEP to a bowl game for the first time in five years. The Miners clinched a winning record for the first time since 2005.

NOV. 26, 2016

Aaron Jones became only the second player in UTEP history to rush for 300 yards in a game, as he torched North Texas for 301 yards in a 52-24 drubbing of the Mean Green. Jones, who established UTEP season (1,773 yards) and career (4,114 yards) rushing records, scored on touchdown runs of 83, 48, 58 and three yards versus North Texas. The 301 rushing yards were the most by a Miner since 1948.

SUN BOWL RECORDS

UTEP GAMES ONLY

SEASON

Most Points: 253 (2004)
 Fewest Points: 38 (1964)
 Most Opponent Points: 303 (1977)
 Fewest Opponent Points: 83 (1967)

SINGLE GAME

Most Points: 68, vs. Texas-Arlington, 1966
 Most Opponent Points: 69, by San Jose State, 2003
 Most Combined Points: 110, (San Jose State 69, UTEP 41), 2003
 Widest Margin of Victory: 51, (UTEP 58, San Diego State 7), 1988
 Widest Margin of Defeat: 57, (BYU 65, UTEP 8), 1981

RUSHING RECORDS

ATTEMPTS

UTEP: 38, Toraino Singleton vs. Eastern Illinois, 1994
 Opponent: 45, Chance Kretschmer, Nevada, 2001

YARDAGE

UTEP: 301, Aaron Jones vs. North Texas, 2016
 Opponent: 327, Chance Kretschmer, Nevada, 2001

TDs

UTEP: 4, John Harvey vs. Weber State, 1988
 4, Howard Jackson vs. Sacramento State, 2002
 4, Donald Buckram vs. Houston, 2009
 4, Aaron Jones vs. North Texas, 2016
 Opponent: 6, Chance Kretschmer, Nevada, 2001

PASSING RECORDS

ATTEMPTS

UTEP: 65, Brooks Dawson vs. UC Santa Barbara, 1968
 Opponent: 73, Chase Holbrook, NMSU, 2006

COMPLETIONS

UTEP: 38, Trevor Vittatoe vs. East Carolina, 2007
 Opponent: 48, Chase Holbrook, NMSU, 2006

YARDAGE

UTEP: 517, Trevor Vittatoe vs. Marshall, 2009
 Opponent: 543, Scott Rislov, San Jose State, 2003

TDs

UTEP: 7, Sammy Garza vs. Northern Michigan, 1986
 Opponent: 7, Scott Rislov, San Jose State, 2003

RECEIVING RECORDS

RECEPTIONS

UTEP: 17, Chuck Hughes vs. Arizona State, 1965
 Opponent: 12, Mike Jones, Wyoming, 1993
 12, James Casey, Rice, 2008

YARDAGE

UTEP: 349, Chuck Hughes vs. North Texas State, 1965
 Opponent: 228, Barry Moore, North Texas State, 1968

TDs

UTEP: 4, Volley Murphy vs. BYU, 1967
 Opponent: 3, Barry Moore, North Texas State, 1968
 3, Joe Hughes, Wyoming, 1993
 3, Courtney Anderson, San Jose State, 2003
 3, Reggie Lindsey, UAB, 2005
 3, Marcus Anderson, New Mexico State, 2008
 3, James Casey, Rice, 2008
 3, Bradley Marquez, Texas Tech, 2014

SCORING POINTS

POINTS

UTEP: 30, John Harvey vs. Weber State, 1988
 Opponent: 36, Chance Kretschmer, Nevada, 2001

PAT

UTEP: 7, Chris Jacke vs. San Diego State, 1988
 7, Reagan Schneider vs. SMU, 2004
 7, Jose Martinez vs. Texas Southern, 2007
 7, Jose Martinez vs. UCF, 2008
 7, Jay Mattox vs. North Texas 2016
 Opponent: 8, Justin Estes, Southern Miss, 2007

PAT ATTEMPTS

UTEP: 7, Chris Jacke vs. San Diego State, 1988
 7, Ricky Bishop vs. New Mexico State, 1999
 7, Reagan Schneider vs. SMU, 2004
 7, Jose Martinez vs. Texas Southern, 2007
 7, Jay Mattox vs. North Texas, 2016
 Opponent: 8, Nick Calaycay, Boise State, 2002
 8, Justin Estes, Southern Miss, 2007

FG MADE

UTEP: 5, Reagan Schneider vs. Houston, 2005
 5, Jose Martinez vs. East Carolina, 2007
 5, Jose Martinez vs. UCF, 2008
 Opponent: 3, Leonard Chitty, BYU, 1987
 3, Daniel Hernandez, SMU, 1996

3, Alex Trlica, Texas Tech, 2006
 3, Ben Hartman, East Carolina, 2007

FG ATTEMPTED

UTEP: 6, Reagan Schneider vs. Houston, 2005
 Opponent: 5, Alex Trlica, Texas Tech, 2006

KICK SCORING

UTEP: 18, Reagan Schneider vs. Houston, 2005
 18, Jose Martinez vs. East Carolina, 2007
 Opponent: 13, Ben Hartman, East Carolina, 2007

PUNTING RECORDS

UTEP: 13, Lonnie Crittendon vs. Wyoming, 1972
 Opponent: 10, Tom Templer, Colorado State, 1979
 10, Wyatt Kennah, Weber State, 2004
 10, Kyle Watson, Texas Southern, 2005

YARDAGE

UTEP: 443, Greg Hiett vs. Kansas, 2009
 Opponent: 450, Kyle Watson, Texas Southern, 2005

AVERAGE

UTEP: 60.3, Ed Bunn vs. BYU, 1992
 Opponent: 53.0, Alex Reyes, Texas Tech, 2006

KICKOFF RETURN RECORDS

UTEP: 7, Ray Holt vs. Wyoming, 1978
 Opponent: 6, Bill Matthews, Texas-Arlington, 1966

YARDAGE

UTEP: 170, Cedric Johnson vs. Tulsa, 1995
 Opponent: 210, Jeremy Eddington, Rice, 2012

PUNT RETURN RECORDS

UTEP: 7, Luther Johnson vs. New Mexico State, 1987
 7, Jahmal Fenner vs. Sacramento State, 2002
 Opponent: 8, Billy Gonzalez, Colorado State, 1989

YARDAGE

UTEP: 117, Charlie West vs. Colorado State, 1967
 Opponent: 169, Cody Cardwell, SMU, 2002

INTERCEPTION RECORDS

UTEP: 4, Charlie West vs. West Texas State, 1965
 Opponent: 3, Rory Palmore, New Mexico State, 1977
 3, Abraham Elimimian, Hawaii, 2004

YARDAGE

UTEP: 104, Danny Taylor vs. BYU, 1985
 Opponent: 99, Marquis Coleman, UAB, 2009

SUN BOWL RECORDS

DISTANCE RECORDS

Touchdown Run: 90 yards by Willie Fuller, UTEP vs. Utah, 10/1/88
 Longest Run, No TD: 78 yards by Kim Jones, Colorado State, 10/27/73
 78 yards by Howard Jackson, UTEP vs. SJSU, 11/8/03
 Touchdown Pass: 87 yards by Orlando Cruz, UTEP to Johnnie Lee Higgins, Jr. vs. Louisiana Tech, 10/11/03
 Punt Return: 93 yards by Reggie Matthews, UTEP vs. San Jose State, 10/22/66
 93 yards by Reggie Matthews, UTEP vs. UC Santa Barbara, 9/16/67
 Kickoff Return: 100 yards by Howard Jackson, UTEP vs. Nevada, 11/24/01
 100 yards by Autrey Golden, UTEP vs. UTSA, 9/21/13
 100 yards by Autrey Golden, UTEP vs. Tulsa, 10/21/13
 100 yards by Williard Howell, Pacific, 9/15/73
 Interception Return: 100 yards by Danny Taylor, UTEP vs. BYU, 10/26/85
 Fumble Return: 97 yards by Jacoby Rhinehart, SMU, 11/9/96
 Field Goal: 64 yards by Jose Martinez, UTEP vs. UCF, 9/27/08

SUN BOWL FACTS

The Sun Bowl was completed for the start of the 1963 season and on the opening play from scrimmage, UTEP back Larry Durham broke away for a 54-yard touchdown against North Texas State. The facility was originally designed to hold 30,000 spectators. The second deck on the press box was completed in 1969, and in 1982 extra seating was added. The present seating capacity is 51,500. New scoreboards and a video board were added in 2014, and a FieldTurf Classic HD CoolPlay surface was installed for the 2015 season.

SUN BOWL STATS

First Game: Sept. 21, 1963 (UTEP 34, North Texas 7)
 Current Capacity: 46,670
 Largest Crowd: 53,415 vs. Texas (2008)
 Highest Attendance: 287,394 (2005)
 Best Single Season Average: 47,899 (2005)
 Number of Games: 326
 Record: 138-185-3
 Most Wins One Year: 6 (1965, 1988)
 Most Losses One Year: 7 (1973)
 Seasons without a win: 6 (1964, 1973, 1980, 1992, 2017, 2018)
 Seasons without a loss: 3 (1988, 2000, 2020)
 Consecutive winning seasons: 3 (1965-67) (1986-88)
 Consecutive losing seasons: 14 (1972-1985)
 Consecutive wins: 9 (2004-2005)
 Consecutive losses: 11 (2017-18)
 Last tie game: Nov. 12, 1994; UTEP 30, Fresno State 30
 Most Points – Season: 253 (2004)
 Most Points – Game: 68, vs. Texas-Arlington (1966)

LARGEST SUN BOWL CROWDS

ATT.	DATE	OPPONENT	RESULT
53,415	9/6/08	Texas	L, 13-42
53,304	11/11/00	Rice	W, 38-21
52,247	9/25/99	New Mexico State	W, 54-23
52,085	10/21/00	Fresno State	W, 23-13
51,827	9/9/2006	Texas Tech	L, 35-38 (ot)
51,500	10/22/05	Marshall	W, 31-3
51,500	9/30/06	New Mexico State	W, 44-38
50,425	9/24/05	New Mexico	W, 21-13
50,068	9/30/00	New Mexico State	W, 41-31
49,481	10/17/87	Lamar	W, 38-14
49,160	11/5/05	Tulsa	W, 41-38
47,967	11/19/05	UAB	L, 23-35
47,910	11/14/87	BYU	L, 24-37
46,921	9/26/87	Hawaii	W, 37-13
46,905	9/5/92	BYU	L, 28-38
46,123	10/2/04	New Mexico State	W, 45-0
45,971	8/27/22	North Texas	L, 13-31
45,819	9/6/87	New Mexico State	W, 31-0
45,558	9/16/05	Houston	W, 44-41 (ot)
45,187	10/15/88	Colorado State	W, 34-14

ATT.	DATE	OPPONENT	RESULT
45,095	11/20/04	SMU	W, 57-27
44,381	10/16/04	Hawaii	W, 51-20
43,507	11/13/04	Rice	W, 35-28 (2ot)
43,326	9/1/07	New Mexico	L, 10-6
42,930	9/20/08	New Mexico State	L, 33-34
42,784	11/12/05	Texas Southern	W, 45-0
42,685	11/4/06	Rice	L, 31-37
42,385	9/6/86	Air Force	L, 21-23
41,365	10/13/07	East Carolina	L, 42-45 (ot)
41,258	10/7/06	SMU	W, 24-21
41,136	9/4/99	New Mexico	W, 13-10
40,578	10/1/88	Utah	W, 38-28
40,319	8/31/91	New Mexico	W, 35-18
40,260	9/17/94	New Mexico State	L, 22-23

UTEP SUN BOWL ATTENDANCE

YEAR	GAMES	RECORD	ATTENDANCE	AVERAGE
1963	6	3-3-0	92,020	15,336
1964	5	0-4-1	50,334	10,066
1965	7	6-1-0	158,783	22,683
1966	6	5-1-0	159,562	26,594
1967	6	5-1-0	175,855	29,309
1968	7	3-3-1	156,621	22,374
1969	6	2-4-0	114,494	19,082
1970	6	3-3-0	98,900	16,483
1971	7	3-4-0	93,373	13,393
1972	6	2-4-0	53,377	8,896
1973	7	0-7-0	60,705	8,672
1974	5	2-3-0	96,895	19,373
1975	5	1-4-0	64,250	12,850
1976	5	1-4-0	64,600	12,920
1977	5	1-4-0	72,975	14,595
1978	5	1-4-0	87,150	17,430
1979	5	2-3-0	134,332	26,866
1980	5	0-5-0	62,792	12,558
1981	6	1-5-0	81,734	13,622
1982	6	1-5-0	136,608	22,768
1983	7	2-5-0	143,681	20,526
1984	5	2-3-0	97,163	19,433
1985	4	1-3-0	61,841	20,614
1986	5	3-2-0	136,038	27,208
1987	6	4-2-0	252,513	42,086
1988	6	6-0-0	215,850	35,975
1989	6	1-5-0	163,140	27,190
1990	6	3-3-0	142,853	23,809
1991	6	2-4-0	176,155	29,359
1992	5	0-5-0	150,653	30,131
1993	5	1-4-0	133,886	26,777
1994	5	2-2-1	143,210	28,642
1995	6	2-4-0	126,862	21,144
1996	5	1-4-0	108,144	21,629
1997	5	3-2-0	102,421	20,484
1998	5	2-3-0	100,723	20,145
1999	5	4-1-0	182,274	36,455
2000	5	5-0-0	223,577	44,715
2001	5	2-3-0	141,800	28,360
2002	5	2-3-0	141,552	28,310
2003	7	1-6-0	140,065	20,009
2004	6	5-1-0	247,256	41,209
2005	6	5-1-0	287,394	47,899
2006	6	3-3-0	254,662	42,444
2007	6	3-3-0	219,411	36,568
2008	6	3-3-0	223,778	37,296
2009	6	3-3-0	174,058	29,010
2010	6	5-1-0	176,097	29,350
2011	6	3-3-0	158,986	26,498
2012	6	2-4-0	176,244	29,374
2013	5	1-4-0	141,877	28,375
2014	6	5-1-0	170,260	28,377
2015	5	3-2-0	116,058	23,212
2016	7	3-4-0	161,004	23,001
2017	5	0-5-0	97,740	19,548
2018	6	0-6-0	84,931	14,155
2019	6	1-5-0	102,558	17,093
2020*	2	2-0-0	12,103	6,051
2021	6	5-1-0	100,871	16,812
2022	6	4-2-0	114,804	19,134
Totals	338	147-188-3	8,112,853	24,003

T LONGEST PLAYS

LONGEST RUSHING PLAYS

YDS	NAME	OPPONENT	YEAR
91	Aaron Jones	at Texas Tech	2015
90	James Hammonds	vs. West Virginia	1950
90	Willie Fuller	vs. Utah	1988
88	Clovis Riley	vs. North Texas	1953
85	Ken Heineman	vs. Arizona	1939
83	Jesse Whittenton	vs. Arizona	1954
83	Vernon Frazier	vs. Colorado State	2011
83	Aaron Jones	vs. North Texas	2016
82	Delbert Thompson	at Colorado State	1980
81	Aaron Jones	at Rice	2013
80	Paul Smith	vs. SMU	1999
78	Howard Jackson	vs. San Jose State	2003
77	Kenny Jones	vs. NM State	1981
77	Kevin Ward	vs. Utah	1982
77	Ivory Durio	vs. Wyoming	1993
77	Joe Banyard	vs. East Carolina	2011
75	Jeff Campbell	vs. Arizona	1928
75	Kevin Ward	vs. Colorado State	1981
75	Aaron Jones	vs. NM State	2016
74	Owen Price	vs. NM State	1940
74	Jon Schaper	at Alabama	2001
74	Ronald Awatt	vs. Rice	2021
73	Aaron Jones	at New Mexico	2014
72	Kevin Ward	vs. NM State	1983
72	Joe Banyard	at Tulane	2011
72	Deion Hankins	vs. Florida Atlantic	2022
71	Fred Wendt	at New Mexico	1948
71	Scotter Menifee	vs. New Mexico	1989
71	Nathan Jeffery	vs. Oklahoma	2012
70	Ed Barnes	at NM State	1941
70	Ed Smith	vs. NM State	1947
70	Howard Jackson	vs. Louisiana Tech	2003

LONGEST PASSING PLAYS

YDS	NAME	OPPONENT	YEAR
92	Billy Stevens to Bob Wallace	at Utah	1965
91	Jordan Palmer to Johnnie Lee Higgins, Jr.	at Fresno State	2004
90	Jesse Whittenton to Dick Forrest	vs. Arizona State	1955
90	Rocky Perez to Lee Mays	at Oregon	1999
88	John Rayborn to Keonta Golson	at Utah	1998
88	Brandon Jones to David Lucero	at WKU	2018
87	Orlando Cruz to Johnnie Lee Higgins, Jr.	vs. La. Tech	2003
86	Brooks Dawson to Volley Murphy	at New Mexico	1967
86	Orlando Cruz to Howard Jackson	at SMU	2003
85	Trevor Vittatoe to Kris Adams	vs. SMU	2008
83	Brooks Dawson to Paul White	at New Mexico	1967
83	Orlando Cruz to Terrance Minor	at San Jose State	2002
83	Ryan Metz to Tyler Batson	vs. LA Tech	2017
82	John Rayborn to Cedric Johnson	vs. Utah	1995
82	Gavin Hardison to Jacob Cowing	at ULM	2020
81	Mike Perez to Kevin Caldwell	at BYU	1991
80	Ken Heineman to Mike Maros	vs. Louisiana Tech	1939
80	Oscar Ramirez to Bubba Garcia	vs. Colorado State	1977
80	Kevin Ward to Kelvin May	vs. Wyoming	1982
80	John Rayborn to Jimmy Carpenter	at Tulsa	1997
80	Jay Stuckey to Lee Mays	vs. NM State	1999
80	Jordan Palmer to Donald Buckram	at UAB	2006
80	Trevor Vittatoe to Donavon Kemp	vs. Tulsa	2009
80	Trevor Vittatoe to Jeff Moturi	vs. Marshall	2009
80	Brandon Jones to Tre'Shon Wolf	vs. Houston Baptist	2019


LONGEST FIELD GOALS

YDS	NAME	OPPONENT	YEAR
64	Jose Martinez	vs. UCF	2008
59	Keith Robinson	vs. Rice	2002
58	Scott Wedell	at Wyoming	1981
57	Scott Wedell	vs. BYU	1982
57	Jose Martinez	vs. Houston	2007
57	Dakota Warren	vs. Memphis	2010

56	Reagan Schneider	vs. Memphis	2006
55	Bronko Belichesky	vs. Arizona State	1973
55	Miguel Alvarez	vs. Texas-Arlington	1976
55	Hugo Castellanos	vs. Lamar	1987
54	Keith Robinson	at Nevada	2002
54	Gavin Baechle	at Oklahoma	2022
53	Jerry Waddles	vs. Colorado State	1967
53	Jason Gillespie	at Air Force	1991
53	Marshall Young	vs. Eastern Illinois	1994
53	Brady Viles	vs. Arizona	2017
52	Jerry Waddles	vs. Colorado State	1967
52	Jeff White	at BYU	1968
52	Bronko Belichesky	vs. Pacific	1973
52	Scott Wedell	vs. Weber State	1983
52	Hugo Castellanos	vs. NM State	1987
52	Chris Jacke	vs. Air Force	1988
52	Jason Gillespie	vs. Colorado State	1991
52	Reagan Schneider	vs. Weber State	2004
52	Dakota Warren	vs. BYU	2010
51	Bronko Belichesky	at Arizona State	1974
51	Steve Folkner	vs. UNLV	1979
51	Hugo Castellanos	at San Diego State	1987
51	Chris Jacke	vs. New Mexico (2nd Qtr)	1988
51	Chris Jacke	vs. New Mexico (4th Qtr)	1988
51	Chris Jacke	vs. San Diego State	1988
51	Jason Gillespie	at BYU	1991
51	Jose Martinez	vs. New Mexico	2007
51	Gavin Baechle	at Rice	2022

LONGEST PUNTS

YDS	NAME	OPPONENT	YEAR
85	Owen Price	vs. Hardin-Simmons	1940
84	Lonnie Crittenden	vs. Utah	1973
83	Steve Folkner	vs. Utah	1979
83	Ed Bunn	vs. New Mexico	1991
79	Owen Price	vs. Loyola-Marymount	1941
77	Jeff White	vs. Wyoming	1969
76	Owen Price	vs. 260th Coastal Artillery	1940
76	Bryce Benekos	vs. Cal Poly	2003
74	Bryce Benekos	vs. Colorado	2004
73	Gary Keithley	vs. Wyoming	1972
73	Jerry Walker	vs. Wyoming	1975
73	Henry Castellanos	vs. Hawaii	1985
73	Mike Ruggles	vs. FIU	2013



BILLY STEVENS (1965-67)

T LONGEST PLAYS

LONGEST KICKOFF RETURNS

YDS	NAME	OPPONENT	YEAR
100	Cedric Johnson	at New Mexico	1996
100	Howard Jackson	vs. Nevada	2001
100	Marlon McClure	at Arkansas	2010
100	Autrey Golden	vs. UTSA	2013
100	Autrey Golden	vs. Tulsa	2013
100	Duron Lowe	at North Texas	2019
100	Duron Lowe	at Louisiana Tech	2020
99	Roy Ross	at San Diego State	1990
98	Jahmal Fenner	vs. San Jose State	2001
98	Autrey Golden	at Southern Miss	2012
98	Autrey Golden	vs. Southern Miss	2014
96	Luther Johnson	at Wyoming	1985
96	Sam Rogers	at Wyoming	1994
96	Autrey Golden	at East Carolina	2012
95	Bobby Forrest	vs. Florida State	1954
95	Walter Dawn, Jr.	at UTSA	2020
93	Ken Heineman	vs. Northern Arizona	1937
93	Luther Johnson	at Kent State	1985
92	Autrey Golden	at Western Kentucky	2014
91	Howard Jackson	vs. NM State	2004
91	Quintin Demps	vs. NM State	2006

LONGEST PUNT RETURNS

YDS	NAME	OPPONENT	YEAR
93	Reggie Matthews	vs. San Jose State	1966
93	Reggie Matthews	vs. UC-Santa Barbara	1967
89	Bob Wallace	at Utah	1965
88	Johnnie Lee Higgins, Jr.	vs. Tulane	2006
85	Chuck Hughes	vs. NM State	1965
84	Jahmal Fenner	at Arizona State	2004
83	Reggie Matthews	at BYU	1966
76	Luther Johnson	vs. New Mexico	1987
75	Ed Smith	at Drake	1947
70	Hugh Harmon	at North Texas	1956
69	Ansel Littlejohn	at Hawaii	1991

LONGEST INTERCEPTION RETURNS

YDS	NAME	OPPONENT	YEAR
100	Larry Durham	vs. New Mexico	1962
100	Danny Taylor	vs. BYU	1985
100	Michael Hicks	at BYU	1996
100	Quintin Demps	at NM State	2007
100	Quintin Demps	at UCF	2007
97	Troy Reffett	vs. San Diego State	1988
91	Elroy Stoglin	at Utah	1977
85	Otha West	at Hawaii	1991
77	Craide Pringle	vs. Hawaii	1992
74	Adrian James,	vs. Colorado State	2011
68	Joe Fleskoski	vs. New Mexico	2005
68	Travaun Nixon	vs. Houston	2010
65	Ken Heineman	at UC-Santa Barbara	1937
65	Dashone Smith	at North Texas	2015
62	Josh Ferguson	vs. Tulsa	2005
58	Jahmal Fenner	at Rice	2003
57	Richie Wright	at Hawaii	1986
52	Kahani Smith	at North Texas	2017

AUTREY GOLDEN (2012-15)



BOWL GAME RECORDS

UTEP TEAM HIGHS

OFFENSE

Points scored	47, vs. Florida State	1955 Sun
First downs	22, vs. Boise State	2000 Humanitarian
Rushing	11, vs. Boise State	2000 Humanitarian
Passing	14, vs. Southern Miss	1988 Independence
Penalty	3, vs. Boise State	2000 Humanitarian
	3, vs. Colorado	2004 Houston
	3, vs. Toledo	2005 GMAC
Total plays	82, vs. Boise State	2000 Humanitarian
	82, vs. Southern Miss	1988 Independence
Total net yards	403, vs. Southern Miss	1954 Sun
Yards per play	6.4, vs. Florida State	1955 Sun

RUSHING

Rushes	59, vs. Georgetown	1950 Sun
Net yards	348, vs. Georgetown	1950 Sun
Fumbles	4, vs. Hardin-Simmons	1937 Sun
	4, vs. West Virginia	1949 Sun
	4, vs. Southern Miss	1954 Sun
	4, vs. Boise State	2000 Humanitarian
Fumbles lost	4, vs. West Virginia	1949 Sun

PASSING

Attempts	44, vs. Southern Miss	1988 Independence
Completions	23, vs. Southern Miss	1988 Independence
Comp. Percentage	54.2, vs. Utah State	2014 New Mexico
Net yards	328, vs. Colorado	2004 Houston
Interceptions	3, vs. Hardin-Simmons	1937 Sun
	3, vs. George Washington	1957 Sun
	3, vs. TCU	1965 Sun
	3, vs. BYU	2010 New Mexico
TD passes	3, vs. Florida State	1955 Sun
	3, vs. BYU	2010 New Mexico

DEFENSE

Most points allowed	52, vs. BYU	2010 New Mexico
Least points	7, vs. Mississippi	1967 Sun
Least rushing yards	38, vs. Mississippi	1967 Sun
Least passing yards	61, vs. George Washington	1957 Sun
Least total offense	109, vs. Mississippi	1967 Sun
Interceptions	3, vs. Georgetown	1950 Sun
	3, vs. TCU	1965 Sun
Int. return yards	55, vs. BYU	2010 New Mexico

SPECIAL TEAMS/MISCELLANEOUS

Punts	12, vs. Mississippi	1967 Sun
Punting yards	478, vs. Mississippi	1967 Sun
Punting average	48.8, vs. Boise State	2000 Humanitarian
Punt returns	6, vs. Mississippi	1967 Sun
Punt return yards	91, vs. Boise State	2000 Humanitarian
Kickoff returns	8, vs. BYU	2010 New Mexico
Kickoff returns yards	202, vs. BYU	2010 New Mexico
Penalties	10, vs. Southern Miss	1988 Independence
Penalty yards	95, vs. Georgetown	1950 Sun
	95, vs. Southern Miss	1988 Independence
Turnovers	6, vs. George Washington	1957 Sun
Time of Possession	36:34, vs. Utah State	2014 New Mexico

OPPONENT TEAM HIGHS

OFFENSE

Points scored	52, vs. BYU	2010 New Mexico
First downs	28, vs. BYU	2010 New Mexico
Rushing	15, vs. Hardin-Simmons	1937 Sun
Passing	18, vs. BYU	2010 New Mexico
Penalty	3, vs. Hardin-Simmons	1937 Sun
Total plays	89, vs. Hardin-Simmons	1937 Sun
Total net yards	514, vs. BYU	2010 New Mexico
Yards per play	7.3, vs. Boise State	2000 Humanitarian

RUSHING

Rushes	71, vs. Hardin-Simmons	1937 Sun
Net yards	421, vs. Hardin-Simmons	1937 Sun
Fumbles	4, vs. Southern Miss	1954 Sun
	4, vs. TCU	1965 Sun
	4, vs. Mississippi	1967 Sun
Fumbles lost	3, vs. Southern Miss	1954 Sun
	3, vs. TCU	1965 Sun

PASSING

Attempts	36, vs. BYU	2010 New Mexico
Completions	26, vs. BYU	2010 New Mexico
Comp. Percentage	72.7, vs. Colorado	2004 Houston
Net yards	333, vs. Colorado	2004 Houston
Interceptions	3, vs. Georgetown	1950 Sun
	3, vs. TCU	1965 Sun
TD passes	5, vs. Toledo	2005 GMAC

UTEP INDIVIDUAL HIGHS

OFFENSE

Total offense	325, Jordan Palmer, vs. Colorado	2004 Houston
Total TDs	3, Kris Adams, vs. BYU	2010 New Mexico
Total points	18, Kris Adams, vs. BYU	2010 New Mexico
All-purpose yds	167, Bob Forrest, vs. Florida State	1955 Sun

RUSHING

Carries	26, Chris Porter, vs. Boise State	2000 Human.
Yards	134, Chris Porter, vs. Boise State	2000 Human.
Longest run	60, Fred Wendt, vs. West Virginia	1949 Sun
Longest TD run	60, Fred Wendt, vs. West Virginia	1949 Sun
Rushing TDs	2, Pug Gabrel, vs. Georgetown	1950 Sun
	2, Jesse Whittenton, vs. Florida State	1955 Sun

RECEIVING

Catches	9, Reggie Barrett, vs. Southern Miss	1988 Ind.
Yards	153, Kris Adams, vs. BYU	2010 New Mexico
Long Catch	67, Kris Adams, vs. BYU	2010 New Mexico
Longest TD catch	67, Kris Adams, vs. BYU	2010 New Mexico
Receiving TDs	3, Kris Adams, vs. BYU	2010 New Mexico

PASSING

Attempts	42, Jordan Palmer, vs. Colorado	2004 Houston
Completions	22, Jordan Palmer, vs. Colorado	2004 Houston
Comp. Percentage	61.8, Billy Stevens, vs. TCU	1965 Sun
Yards	328, Jordan Palmer, vs. Colorado	2004 Houston
TD passes	3, Jesse Whittenton, vs. Florida State	1955 Sun
	3, Trevor Vittatoe, vs. BYU	2010 New Mexico
Interceptions	3, O.P. Mays, vs. Hardin-Simmons	1937 Sun
	3, Billy Stevens, vs. TCU	1965 Sun
	3, Trevor Vittatoe, vs. BYU	2010 New Mexico

DEFENSE

Tackles	15, Tyrice Knight, vs. Fresno State	2021 NM Bowl
Solo tackles	10, Gene Epps, vs. Mississippi	1967 Sun
	10, Larry Rumsey, vs. TCU	1965 Sun
Interceptions	2, Terry Walker, vs. Southern Miss	1988 Ind.
Longest int return	43, Travaun Nixon, vs. BYU	2010 New Mexico
Pass breakups	2, Vernon Cooks, vs. Southern Miss	1988 Ind.
	2, Charlie West, vs. TCU	1965 Sun
	2, Sir James Delgado, vs. Toledo	2005 GMAC
Tackles for loss	4, Menson Holloway, vs. Boise State	2000 Human.
Sacks	3, Menson Holloway, vs. Boise State	2000 Human.

SPECIAL TEAMS

Kickoff returns	3, Kevin Caldwell, vs. Southern Miss	1988 Ind.
	3, Sam Singleton, vs. Boise State	2000 Human.
	3, Alfonso Auelua, vs. Toledo	2005 GMAC
	3, Marlon McClure, vs. BYU	2010 New Mexico
KO return yards	125, Bob Forrest, vs. Florida State	1955 Sun
	125, Marlon McClure, vs. BYU	2010 New Mexico
Longest KO return	72, Marlon McClure, vs. BYU	2010 New Mexico
Punt returns	6, Charlie West, vs. Mississippi	1967 Sun
PR yards	91, Javier Sanchez, vs. Boise State	2000 Human.
Longest PR	44, Mike Balenti, vs. Hardin-Simmons	1937 Sun
Punts	12, Tom Galloway, vs. Mississippi	1967 Sun
Punting yards	511, Tom Galloway, vs. Mississippi	1967 Sun
Punting ave.	48.8, Glen Beard, vs. Boise State	2000 Human.
Longest punt	74, Bryce Benekos, vs. Colorado	2004 Houston
FG attempts	3, Chris Jacke, vs. Southern Miss	1988 Ind.
	3, Ricky Bishop, vs. Boise State	2000 Human.
	3, Ricky Bishop, vs. Boise State	2000 Human.
Longest FG	52, Dakota Warren, vs. BYU	2010 New Mexico.
PAT Attempts	7, Jesse Whittenton, vs. Florida State	1955 Sun
PAT Made	5, Jesse Whittenton, vs. Florida State	1955 Sun

YEARLY RESULTS

1914

Won 2, Lost 3, Tied 0
Tommy Dwyer, Coach
Independent

Date	Opponent	Result	Score
10/24	YMCA	W	7-6
10/31	at New Mexico State	L	0-19
11/7	at New Mexico Military	L	0-19
11/14	20th Infantry	W	27-0
11/26	at El Paso High	L	0-20

1915

Won 3, Lost 2, Tied 0
Tommy Dwyer, Coach
Independent

Date	Opponent	Result	Score
10/7	20th Infantry	W	42-6
10/21	4th Artillery	W	13-6
10/30	at New Mexico State	L	0-34
11/11	2nd Artillery	L	0-14
11/24	at El Paso High	W	0-0

1916

Won 2, Lost 3, Tied 0
Tommy Dwyer, Coach
Independent

Date	Opponent	Result	Score
10/21	El Paso High	L	3-14
11/4	at Arizona	L	0-41
11/20	at El Paso High	W	19-0
11/25	at New Mexico State	W	6-3
11/30	New Mexico Military	L	0-79

1917

Won 0, Lost 0, Tied 1
Tommy Dwyer, Coach
Independent

Date	Opponent	Result	Score
N/A	at El Paso High	T	0-0

1918

No Games Played

1919

Won 2, Lost 4, Tied 0
Tommy Dwyer, Coach
Independent

Date	Opponent	Result	Score
10/24	Motor Transport	W	32-0
11/1	at El Paso High	W	15-6
11/8	New Mexico Military	L	7-12
11/15	New Mexico	L	13-57
11/24	at Arizona	L	0-46
11/27	Fort Bliss All-Stars	L	0-10

1920

Won 2, Lost 4, Tied 0
H.E. Van Surdam, Coach
Independent

Date	Opponent	Result	Score
10/30	Arizona	L	7-60
11/6	at New Mexico	L	0-78
11/11	New Mexico State	L	7-12
11/19	at New Mexico Military	L	3-41
11/25	Base Hospital	W	28-0
11/30	Aviation Corps	W	3-0

1921

Won 1, Lost 4, Tied 0
Thomas C. Holiday, Coach
Independent

Date	Opponent	Result	Score
10/21	Calumus Club	L	0-21
11/5	at Arizona	L	0-74
11/11	New Mexico State	L	0-13
11/19	at New Mexico Military	L	7-27
11/24	Fort Bliss All-Stars	W	14-7

1922

Won 5, Lost 4, Tied 0
Jack C. Vowell, Coach
Independent

Date	Opponent	Result	Score
9/30	Arizona	L	0-18
10/6	Commercial Club	L	6-7
10/14	El Paso JC	W	58-0
10/21	Lower Valley	W	40-0
10/28	at New Mexico	L	0-13
11/4	New Mexico Military	W	12-0
11/11	at New Mexico State	L	0-64
11/18	8th Cavalry	W	38-0
11/23	Daniel Baker	W	3-0

1923

Won 3, Lost 4, Tied 0
Jack C. Vowell, Coach
Independent

Date	Opponent	Result	Score
10/13	8th Cavalry	W	20-0
10/20	at Arizona	L	7-12
10/27	New Mexico	L	0-3
11/3	at New Mexico Military	L	7-19
11/11	New Mexico State	L	2-23
11/22	at Sul Ross	W	54-2
12/8	at First Division	W	25-6

1924

Won 3, Lost 2, Tied 1
George B. Powell, Coach
Independent

Date	Opponent	Result	Score
10/18	Sul Ross	W	32-6
10/25	at New Mexico	L	0-18
11/1	at New Mexico Military	T	6-6
11/8	New Mexico State	L	0-19
11/15	El Paso JC	W	26-0
11/27	Wayland	W	6-2

1925

Won 5, Lost 1, Tied 1
George B. Powell, Coach
Independent

Date	Opponent	Result	Score
10/17	at Sul Ross	L	7-31
10/24	New Mexico	W	19-2
10/31	New Mexico Military	W	28-0
11/7	New Mexico State	T	6-6
11/13	El Paso JC	W	12-6
11/21	at Western New Mexico	W	19-0
11/26	Arizona State	W	27-12

1926

Won 3, Lost 4, Tied 0
George B. Powell, Coach
Independent

Date	Opponent	Result	Score
10/16	Western New Mexico	W	25-3
10/23	at New Mexico	L	7-19
10/30	at New Mexico Military	W	20-7
11/6	New Mexico State	L	8-10
11/13	Sul Ross	L	0-21
11/20	New Mexico Mines	W	40-0
11/25	at St. Edward's	L	6-32

1927

Won 2, Lost 2, Tied 2
E.J. Stewart, Coach
Independent

Date	Opponent	Result	Score
10/6	Arizona	L	6-28
10/22	New Mexico	T	6-6
10/29	New Mexico Military	W	19-3
11/12	New Mexico State	W	19-7
11/19	at Hardin-Simmons	L	19-34
11/24	Arizona State	T	0-0

1928

Won 3, Lost 4, Tied 1
E.J. Stewart, Coach
Independent

Date	Opponent	Result	Score
10/5	Western New Mexico	W	68-0
10/13	Southwestern (Texas)	L	7-33
10/20	Arizona State	T	0-0
10/27	Arizona	L	6-12
11/3	Sul Ross	L	0-18
11/9	New Mexico State	W	6-0
11/17	at New Mexico	L	0-33
11/29	Hardin-Simmons	W	13-7

1929

Won 6, Lost 1, Tied 2
Mack Saxon, Coach
Independent

Date	Opponent	Result	Score
9/28	New Mexico Mines	W	46-0
10/5	Arizona State	W	31-7
10/19	at Arizona	L	0-19
10/25	Wayland	W	9-6
11/2	at Sul Ross	T	0-0
11/9	New Mexico State	W	8-0
11/16	at New Mexico Military	W	20-14
11/23	Gila College	W	40-0
11/30	St. Edward's	T	0-0

YEARLY RESULTS

1930

Won 7, Lost 1, Tied 1
Mack Saxon, Coach
Independent

Date	Opponent	Result	Score
9/27	at Texas	L	0-28
10/4	Arizona State	W	19-6
10/11	Gila College	W	39-6
10/17	at Texas Tech	W	31-0
10/24	New Mexico Military	W	27-7
11/1	at New Mexico	W	20-13
11/8	Arizona	T	0-0
11/15	at New Mexico State	W	25-0
11/27	Sul Ross	W	25-7

1931

Won 7, Lost 1, Tied 0
Mack Saxon, Coach
Independent

Date	Opponent	Result	Score
9/26	Wayland	W	0-0
10/3	Arizona State	W	27-13
10/9	Sul Ross#	W	26-0
10/17	Hardin-Simmons	L	0-45
10/24	at New Mexico Military	W	31-6
10/31	McMurry	W	18-7
11/11	Texas Tech	W	14-12
11/21	New Mexico State	W	20-0

#Game played in Marfa, Texas

1932

Won 7, Lost 3, Tied 0
Mack Saxon, Coach
Independent

Date	Opponent	Result	Score
10/1	Wayland	W	38-7
10/8	Howard Payne	W	19-7
10/14	at Hardin-Simmons	W	13-2
10/22	New Mexico Military	W	14-12
10/29	at New Mexico State	W	31-6
11/11	at Arizona State	L	14-15
11/19	at Army All-Stars	W	44-7
11/24	St. Edward's	W	27-13
11/28	Oklahoma State	L	7-20
1/2	SMU	L	0-26

1933

Won 3, Lost 5, Tied 1
Mack Saxon, Coach
Independent

Date	Opponent	Result	Score
9/30	at Texas	L	6-22
10/7	at SMU	L	6-27
10/14	Howard Payne	L	0-6
10/21	at New Mexico Military	T	6-6
10/28	Texas Tech	L	0-12
11/4	New Mexico State	W	9-0
11/11	Sul Ross	W	34-0
11/18	Hardin-Simmons	W	10-6
11/24	at St. Edward's	L	0-6

1934

Won 4, Lost 4, Tied 0
Mack Saxon, Coach
Independent

Date	Opponent	Result	Score
9/29	Daniel Baker	W	34-7
10/5	at West Texas State	L	7-20
10/13	New Mexico	L	15-21
10/20	New Mexico Military	W	24-0
11/2	at Texas Tech	L	0-27
11/10	at Sul Ross	L	12-13
11/17	Hardin-Simmons	W	13-3
11/29	St. Edward's	W	27-13

1935

Won 1, Lost 8, Tied 0
Mack Saxon, Coach
Border Conference: Won 0, Lost 3, Tied 0

Date	Opponent	Result	Score
9/28	at New Mexico*	L	0-20
10/5	St. Mary's (Texas)	L	0-38
10/12	at New Mexico Military	L	7-13
10/19	Sul Ross	L	7-19
10/26	West Texas State	L	0-14
11/11	at Arizona State*	L	0-14
11/17	Western New Mexico	W	9-7
11/23	at Hardin-Simmons	L	0-46
11/28	at New Mexico State*	L	0-7

*Border Conference game

1936

Won 5, Lost 3, Tied 1
Mack Saxon, Coach
Border Conference: Won 2, Lost 1, Tied 1

Date	Opponent	Result	Score
9/26	West Texas State	L	7-13
10/3	New Mexico Military	W	13-6
10/17	New Mexico*	W	12-7
10/24	at Sul Ross	W	6-0
10/31	at Northern Arizona*	T	0-0
11/7	at Western New Mexico	W	21-0
11/14	Arizona State*	L	0-19
11/26	New Mexico State*	W	27-7
1/1	Hardin-Simmons+	L	6-34

+Sun Bowl

*Border Conference game

1937

Won 7, Lost 1, Tied 2
Mack Saxon, Coach
Border Conference: Won 2, Lost 1, Tied 1

Date	Opponent	Result	Score
9/24	at New Mexico State*	L	0-14
10/1	at New Mexico Military	W	19-3
10/9	West Texas State	W	16-14
10/16	at New Mexico*	T	7-7
10/23	at Santa Barbara	T	13-13
10/30	Greeley State	W	20-0
11/6	Northern Arizona*	W	53-13
11/11	at Arizona State*	W	19-0
11/20	Sul Ross	W	34-20
11/27	St. Edward's	W	34-7

*Border Conference game

1938

Won 6, Lost 3, Tied 0
Mack Saxon, Coach
Border Conference: Won 3, Lost 2, Tied 0

Date	Opponent	Result	Score
10/1	New Mexico Military	W	26-0
10/8	Greeley State	W	32-0
10/15	New Mexico*	W	7-6
10/22	Texas Tech#*	L	7-14
10/29	at St. Mary's (Texas)	L	6-13
11/11	at Arizona*	W	26-14
11/19	Arizona State*	W	14-6
11/24	at New Mexico State*	L	9-13
12/3	at Fresno State	W	26-6

Game played in Odessa, Texas

*Border Conference game

1939

Won 5, Lost 4, Tied 0
Mack Saxon, Coach
Border Conference: Won 3, Lost 2, Tied 0

Date	Opponent	Result	Score
9/23	Texas Tech*	W	7-2
9/30	at Fresno State	L	7-0
10/7	at Hardin-Simmons	L	0-12
10/13	at New Mexico*	L	0-14
10/21	Wichita	W	17-0
10/25	at Arizona State*	L	7-27
11/11	Arizona*	W	14-6
11/18	Louisiana Tech	W	27-0
11/25	at New Mexico State*	W	34-0

*Border Conference game

1940

Won 4, Lost 4, Tied 1
Mack Saxon, Coach
Border Conference: Won 3, Lost 1, Tied 1

Date	Opponent	Result	Score
9/21	at Northern Arizona*	W	28-7
9/28	North Dakota	W	20-6
10/5	at Louisiana Tech	L	7-19
10/12	Hardin-Simmons#	L	6-14
10/19	New Mexico*	W	9-7
10/26	Arizona State*	T	0-0
11/3	Arizona*	L	13-20
11/11	at Fresno State	L	6-16
11/30	New Mexico State*	W	40-26

Game played in Odessa, Texas

*Border Conference game

1941

Won 4, Lost 5, Tied 1
Mack Saxon, Coach
Border Conference: Won 3, Lost 4, Tied 0

Date	Opponent	Result	Score
9/27	Louisiana Tech	T	0-0
10/4	at New Mexico*	L	14-16
10/11	260th Coast Artillery	W	54-6
10/17	Loyola-Marymount	L	6-20
10/25	at Hardin-Simmons*	L	14-44
11/1	at Arizona*	L	14-33
11/8	at Arizona State*	W	28-0
11/15	West Texas State*	L	7-40
11/22	at New Mexico State*	W	40-13
11/29	Northern Arizona*	W	23-20

*Border Conference game

YEARLY RESULTS

1942

Won 5, Lost 4, Tied 0
Walter Milner, Coach

Border Conference: Won 4, Lost 3, Tied 0

Date	Opponent	Result	Score
9/27	at Louisiana Tech	L	0-20
10/2	New Mexico*	W	7-0
10/9	Abilene Christian	W	20-14
10/17	at West Texas State*	L	0-7
10/24	Hardin-Simmons*	L	0-39
10/31	at Northern Arizona*	W	20-0
11/7	Arizona State*	W	40-6
11/14	Arizona*	L	0-7
11/21	New Mexico State*	W	61-6

1943-45

No Games Played

1946

Won 3, Lost 6, Tied 0
Jack Curtice, Coach

Border Conference: Won 2, Lost 4, Tied 0

Date	Opponent	Result	Score
9/27	Drake	L	2-7
10/12	at Arizona*	L	13-26
10/19	West Texas State*	W	26-20
10/26	Houston	W	20-7
11/2	at New Mexico*	L	13-21
11/9	at Arizona State*	W	34-20
11/16	Hardin-Simmons*	L	7-20
11/22	Brigham Young	L	13-14
11/28	New Mexico State*	L	7-14

*Border Conference game

1947

Won 5, Lost 3, Tied 1
Jack Curtice, Coach

Border Conference: Won 2, Lost 3, Tied 1

Date	Opponent	Result	Score
9/19	at Drake	W	19-7
9/26	Kansas State	W	20-6
10/4	Northern Arizona	W	40-0
10/11	at West Texas State*	L	0-14
10/18	Arizona*	L	13-14
11/1	New Mexico*	T	20-20
11/8	Arizona State*	W	21-0
11/15	at Hardin-Simmons*	L	0-18
11/22	New Mexico State*	W	26-0

*Border Conference game

1948

Won 8, Lost 2, Tied 1
Jack Curtice, Coach

Border Conference: Won 4, Lost 1, Tied 1

Date	Opponent	Result	Score
9/18	McMurry	W	33-14
9/25	Houston	W	35-7
10/9	West Texas State*	W	21-7
10/15	Brigham Young	W	34-20
10/23	at New Mexico*	W	27-13
10/30	Hardin-Simmons*	T	27-27
11/6	at Texas Tech*	L	6-46
11/13	at Arizona*	W	25-14
11/25	New Mexico State*	W	92-7
12/4	at Hawaii	W	49-6
1/1	West Virginia+	L	12-21

+Sun Bowl

*Border Conference game

1949

Won 8, Lost 2, Tied 1
Jack Curtice, Coach

Border Conference: Won 4, Lost 2, Tied 0

Date	Opponent	Result	Score
9/17	at Brigham Young	W	47-6
9/24	John Carroll	W	33-7
10/1	Hawaii	W	14-7
10/8	at West Texas State*	W	34-7
10/15	at Arizona*	W	28-0
10/22	New Mexico*	W	7-0
10/29	at Hardin-Simmons*	L	14-33
11/5	Texas Tech*	L	0-13
11/12	at West Virginia	T	13-13
11/25	New Mexico State*	W	69-7
1/1	Georgetown+	W	33-20

+Sun Bowl

*Border Conference game

1950

Won 7, Lost 3, Tied 0
Mike Brumbelow, Coach

Border Conference: Won 4, Lost 2, Tied 0

Date	Opponent	Result	Score
9/16	at Cincinnati	L	0-32
9/23	New Mexico State*	W	40-0
10/7	Idaho	W	43-33
10/14	Arizona*	W	14-13
10/21	at New Mexico*	W	48-13
10/28	at Texas Tech*	L	7-61
11/4	West Texas State*	L	12-40
11/11	Hardin-Simmons*	W	21-20
11/25	West Virginia	W	48-7
12/1	at Hawaii	W	46-13

*Border Conference game

1951

Won 3, Lost 7, Tied 0
Mike Brumbelow, Coach

Border Conference: Won 3, Lost 4, Tied 0

Date	Opponent	Result	Score
9/22	North Texas State	L	0-33
9/29	New Mexico State*	W	41-7
10/6	at Abilene Christian	L	13-20
10/13	at Arizona*	L	15-19
10/20	New Mexico*	W	32-7
10/27	at Cincinnati	L	18-53
11/3	Texas Tech*	L	7-27
11/9	at Hardin-Simmons*	L	0-46
11/17	Arizona State*	L	13-23
11/24	at West Texas State*	W	13-6

*Border Conference game

1952

Won 5, Lost 5, Tied 1
Mike Brumbelow, Coach

Border Conference: Won 2, Lost 3, Tied 1

Date	Opponent	Result	Score
9/20	North Texas State#	L	14-27
9/27	Sul Ross	W	42-0
10/4	Hawaii	W	42-25
10/11	at Texas Tech*	W	20-14
10/18	at New Mexico State*	T	20-20
10/25	New Mexico	L	13-14
11/1	at Midwestern	W	13-7
11/8	Hardin-Simmons*	L	26-27
11/15	Arizona*	L	7-55
11/22	at Arizona State*	L	0-39
11/27	West Texas State*	W	7-3

#Game played in Odessa, Texas

*Border Conference game

1953

Won 8, Lost 2, Tied 0
Mike Brumbelow, Coach

Border Conference: Won 4, Lost 2, Tied 0

Date	Opponent	Result	Score
9/19	Sul Ross	W	26-7
9/26	Texas Tech*	L	6-27
10/3	Arizona State*	W	28-27
10/17	New Mexico State*	W	39-0
10/24	North Texas State	W	26-21
10/31	Midwestern	W	27-7
11/7	at Hardin-Simmons*	L	13-14
11/14	at Arizona*	W	28-20
11/28	at West Texas State*	W	27-7
1/1	Southern Mississippi+	W	37-14

+Sun Bowl

*Border Conference game

YEARLY RESULTS

1954

Won 8, Lost 3, Tied 0

Mike Brumbelow, Coach

Border Conference: Won 3, Lost 2, Tied 0

Date	Opponent	Result	Score
9/18	Sul Ross	W	35-14
9/25	McMurry	W	27-6
10/2	at Arizona State*	L	27-34
10/9	at Texas Tech*	L	28-55
10/16	Trinity (Texas)	L	14-20
10/23	at North Texas State	W	6-0
10/30	at New Mexico State*	W	12-7
11/6	Hardin-Simmons*	W	20-7
11/13	Arizona*	W	41-21
11/25	West Texas State*	W	33-13
1/1	Florida State+	W	47-20

+Sun Bowl

*Border Conference game

1955

Won 6, Lost 2, Tied 2

Mike Brumbelow, Coach

Border Conference: Won 4, Lost 2, Tied 1

Date	Opponent	Result	Score
9/24	North Texas State	T	7-7
10/1	at New Mexico	W	34-0
10/8	Texas Tech*	T	27-27
10/15	at Arizona*	W	29-0
10/22	at Wichita State*	W	28-12
10/29	New Mexico State*	W	41-6
11/4	at Hardin-Simmons*	L	21-23
11/12	Arizona State*	L	13-20
11/19	West Texas State*	W	13-6
11/25	at Trinity (Texas)	W	14-13

*Border Conference game

1956

Won 9, Lost 2, Tied 0

Mike Brumbelow, Coach

Border Conference: Won 6, Lost 0, Tied 0

Date	Opponent	Result	Score
9/22	at Texas Tech*	W	17-13
9/29	Abilene Christian	W	20-0
10/6	New Mexico	W	34-0
10/13	Arizona*	W	28-6
10/20	at North Texas State	L	6-13
10/26	at New Mexico State*	W	51-7
11/3	Hardin-Simmons*	W	51-13
11/10	at Arizona State*	W	28-0
11/17	at West Texas State*	W	16-13
11/24	Trinity (Texas)	W	54-0
1/1	16 George Washington+	L	0-13

+Sun Bowl

*Border Conference game

1957

Won 6, Lost 3, Tied 0

Ben Collins, Coach

Border Conference: Won 3, Lost 2, Tied 0

Date	Opponent	Result	Score
9/21	North Texas State	W	14-13
9/28	West Texas State*	W	20-12
10/5	at New Mexico	W	15-13
10/12	Texas Tech	W	26-14
10/26	New Mexico State*	W	42-12
11/2	at Hardin-Simmons*	L	20-33
11/9	Arizona State*	L	7-43
11/16	at Arizona*	W	51-14
11/23	at Trinity (Texas)	L	7-14

*Border Conference game

1958

Won 2, Lost 7, Tied 0

Ben Collins, Coach

Border Conference: Won 1, Lost 4, Tied 0

Date	Opponent	Result	Score
9/20	at North Texas State	L	8-26
9/27	New Mexico	W	15-6
10/4	Abilene Christian	L	6-14
10/11	at West Texas State*	W	29-12
10/25	at New Mexico State*	L	16-17
11/1	Hardin-Simmons*	L	6-14
11/8	at Arizona State*	L	0-27
11/15	Arizona*	L	12-14
11/22	Trinity (Texas)	L	0-49

*Border Conference game

1959

Won 3, Lost 7, Tied 0

Ben Collins, Coach

Border Conference: Won 2, Lost 3, Tied 0

Date	Opponent	Result	Score
9/19	Mexico	W	43-8
9/26	North Texas State	L	7-31
10/3	at New Mexico	L	7-17
10/10	West Texas State*	W	13-12
10/17	at Trinity (Texas)	L	20-21
10/24	New Mexico State*	W	20-15
10/31	at Hardin-Simmons*	L	14-25
11/7	Arizona State*	L	7-20
11/14	Abilene Christian	L	22-28
11/21	at Arizona*	L	0-14

*Border Conference game

1960

Won 4, Lost 5, Tied 1

Ben Collins, Coach

Border Conference: Won 2, Lost 3, Tied 0

Date	Opponent	Result	Score
9/17	Utah State	L	7-20
9/24	at North Texas State	T	16-16
10/1	New Mexico	W	23-17
10/8	at West Texas State*	W	6-3
10/15	Trinity (Texas)	W	41-14
10/29	Hardin-Simmons*	W	45-6
11/5	at Arizona State*	L	0-24
11/12	Arizona*	L	14-28
11/19	Bowling Green	L	0-21
11/26	at 15 New Mexico State*L	L	15-27

*Border Conference game

1961

Won 3, Lost 7, Tied 0

Ben Collins, Coach

Border Conference: Won 1, Lost 3, Tied 0

Date	Opponent	Result	Score
9/16	at Utah State	L	6-21
9/30	West Texas State*	L	27-56
10/7	at New Mexico	L	6-7
10/14	McMurry	W	20-16
10/21	at Trinity (Texas)	W	19-14
10/28	New Mexico State*	L	6-42
11/4	at Hardin-Simmons*	W	35-7
11/11	Arizona State*	L	28-48
11/18	at Arizona	L	15-48
11/25	North Texas State	L	14-24

*Border Conference game

1962

Won 4, Lost 5, Tied 0

Bum Phillips, Coach

Independent

Date	Opponent	Result	Score
9/22	at North Texas State	L	6-19
9/29	at West Texas State	L	0-49
10/6	New Mexico	W	16-14
10/13	Wyoming	L	6-14
10/27	at Arizona State	L	7-35
11/3	Hardin-Simmons	W	7-6
11/10	at New Mexico State	W	21-0
11/17	Arizona	L	0-7
11/22	Trinity (Texas)	W	21-0

1963

Won 3, Lost 7, Tied 0

Warren Harper, Coach

Independent

Date	Opponent	Result	Score
9/21	North Texas State	W	34-7
9/28	at New Mexico	L	7-23
10/5	New Mexico State	W	14-13
10/12	at Arizona	L	7-13
10/19	Arizona State	L	0-27
10/26	at Colorado State	L	14-21
11/9	at Xavier	L	0-24
11/16	Texas Tech	L	3-7
11/30	West Texas State	W	13-0
12/7	Wyoming	L	6-7

1964

Won 0, Lost 8, Tied 2

Warren Harper, Coach

Independent

Date	Opponent	Result	Score
9/19	at North Texas State	T	0-0
10/3	at West Texas State	L	0-14
10/10	at Arizona State	L	13-42
10/17	at Wyoming	L	6-20
10/24	Brigham Young	T	18-18
10/31	Utah	L	0-41
11/7	New Mexico	L	12-20
11/14	Arizona	L	0-14
11/21	at New Mexico State	L	7-13
11/26	Colorado State	L	8-35

YEARLY RESULTS

1965 (8-3) – Bobby Dobbs, Head Coach

Teams	Score	Date	First Downs	- Rushing - Att. Yards	-Passing- Com-Att-Int-TD	-Passing- Yards	Plays	Total Offense	Fum.	Pen.	Time Poss.	Avg. Pos.	Third Downs
@ Texas Western	W 61-15	9/18/65	20	29 31	25-40-3-5	634	69	665	2-2	4-46	N/A	N/A	N/A
North Texas		22,515	9	28 42	18-42-2-1	144	70	186	3-1	3-11	N/A	N/A	N/A
Texas Western	W 35-14	9/25/65	16	24 56	16-35-3-5	297	59	353	1-1	4-57	N/A	N/A	N/A
@ New Mexico		29,952	13	59 193	8-25-2-0	61	85	254	5-2	4-30	N/A	N/A	N/A
@ Texas Western	W 21-6	10/2/65	17	23 (-14)	18-43-3-2	309	66	295	1-1	9-113	N/A	N/A	N/A
New Mexico State		29,052	13	29 102	15-46-2-0	159	75	261	1-1	5-44	N/A	N/A	N/A
@ Texas Western	W 35-10	10/9/65	27	31 128	25-54-3-1	364	85	492	4-3	8-65	N/A	N/A	N/A
Colorado State		20,102	17	44 196	9-28-1-0	81	72	277	2-1	8-82	N/A	N/A	N/A
Texas Western	L 14-38	10/16/65	10	30 (-72)	14-47-3-2	249	77	147	4-3	0-0	N/A	N/A	N/A
@ Wyoming		16,742	18	46 187	13-27-1-3	170	73	357	4-3	5-79	N/A	N/A	N/A
@ Texas Western	L 20-28	10/30/65	19	18 65	25-53-3-0	326	71	391	1-0	8-92	N/A	N/A	N/A
Arizona State		24,753	13	54 157	12-20-0-1	138	74	295	3-2	4-35	N/A	N/A	N/A
Texas Western	L 3-10	11/6/65	15	34 24	19-46-0-0	209	80	233	3-2	5-45	N/A	N/A	N/A
@ Arizona		24,500	8	50 83	9-15-3-0	71	65	154	3-2	11-90	N/A	N/A	N/A
Texas Western	W 20-19	11/13/65	7	24 36	8-27-4-1	195	51	231	4-4	6-40	N/A	N/A	N/A
@ Utah		8,833	18	71 210	7-19-2-1	88	90	298	2-2	3-36	N/A	N/A	N/A
@ Texas Western	W 57-33	11/20/65	21	35 127	21-45-2-4	273	80	400	4-2	9-96	N/A	N/A	N/A
Xavier		20,144	17	33 73	21-52-3-3	268	85	341	3-1	7-79	N/A	N/A	N/A
@ Texas Western	W 38-21	11/27/65	24	33 61	29-56-2-2	355	89	416	4-4	6-71	N/A	N/A	N/A
West Texas State		14,767	14	25 15	18-45-5-2	315	70	330	1-1	4-27	N/A	N/A	N/A
@ Texas Western	W 13-12	12/31/65	14	24 12	21-34-3-1	208	58	220	2-0	3-45	N/A	N/A	N/A
TCU+		27,450	18	50 100	15-28-3-1	148	78	248	4-3	5-35	N/A	N/A	N/A

+ 1965 Sun Bowl, El Paso, Texas

1966 (6-4) – Bobby Dobbs, Head Coach

Teams	Score	Date	First Downs	- Rushing - Att. Yards	-Passing- Com-Att-Int-TD	-Passing- Yards	Plays	Total Offense	Fum.	Pen.	Time Poss.	Avg. Pos.	Third Downs
Texas Western	L 26-30	9/17/66	17	23 41	15-45-3-3	256	68	297	3-2	7-85	N/A	N/A	N/A
@ Arizona State		39,367	16	50 (-13)	17-31-0-3	200	81	187	3-2	3-25	N/A	N/A	N/A
Texas Western	L 9-12	9/24/66	17	30 (-44)	25-49-1-1	300	79	256	3-0	9-80	N/A	N/A	N/A
@ North Texas		10,500	10	34 48	18-41-3-1	217	75	265	3-1	14-108	N/A	N/A	N/A
@ Texas Western	W 51-3	10/1/66	16	40 115	14-32-0-2	196	72	311	2-1	8-63	N/A	N/A	N/A
New Mexico		34,453	5	42 90	5-20-4-0	47	62	137	2-1	10-70	N/A	N/A	N/A
Texas Western	W 9-3	10/8/66	17	35 106	16-34-2-1	192	69	298	1-0	4-27	N/A	N/A	N/A
@ West Texas State		19,400	10	45 122	10-23-5-0	65	68	187	2-1	11-70	N/A	N/A	N/A
@ Texas Western	W 68-21	10/15/66	24	32 82	25-42-1-7	492	74	574	7-4	6-69	N/A	N/A	N/A
Texas-Arlington		25,624	6	35 89	10-27-4-0	101	62	190	2-2	4-33	N/A	N/A	N/A
@ Texas Western	W 35-0	10/22/66	19	43 82	14-32-4-1	167	75	249	4-3	12-83	N/A	N/A	N/A
San Jose State		28,263	5	32 (-106)	8-31-3-0	96	63	(-10)	5-1	10-60	N/A	N/A	N/A
Texas Western	L 33-53	11/5/66	21	25 122	21-46-1-2	291	71	413	2-2	5-28	N/A	N/A	N/A
@ BYU		30,284	33	36 153	32-53-4-5	548	89	701	3-1	13-109	N/A	N/A	N/A
@ Texas Western	L 7-31	11/12/66	8	40 (-31)	10-29-1-1	126	69	95	1-1	8-52	N/A	N/A	N/A
Wyoming		29,174	18	44 196	14-27-1-2	216	71	412	2-1	10-133	N/A	N/A	N/A
@ Texas Western	W 28-14	11/19/66	18	30 204	11-18-1-3	219	68	423	3-2	8-57	N/A	N/A	N/A
New Mexico State		25,521	17	32 122	20-40-3-1	139	72	251	2-2	7-54	N/A	N/A	N/A
@ Texas Western	W 27-20	11/26/66	14	36 110	14-33-1-2	170	69	280	4-3	4-30	N/A	N/A	N/A
Utah		16,527	9	52 48	4-12-0-2	95	64	143	4-2	10-85	N/A	N/A	N/A

1967 (7-2-1) – Bobby Dobbs, Head Coach

Teams	Score	Date	First Downs	- Rushing - Att. Yards	-Passing- Com-Att-Int-TD	-Passing- Yards	Plays	Total Offense	Fum.	Pen.	Time Poss.	Avg. Pos.	Third Downs
@ UTEP	W 50-14	9/16/67	22	38 187	23-45-3-3	254	83	441	2-2	7-55	N/A	N/A	N/A
UC-Santa Barbara		29,642	11	36 126	15-34-4-2	168	70	294	4-2	7-54	N/A	N/A	N/A
UTEP	L 32-33	10/7/67	13	39 0	17-44-5-1	246	83	246	3-2	8-62	N/A	N/A	N/A
@ Arizona State		39,142	16	36 204	9-30-5-3	212	73	416	1-1	10-100	N/A	N/A	N/A
UTEP	T 9-9	10/14/67	23	50 150	16-37-3-0	247	97	397	4-2	5-65	N/A	N/A	N/A
@ Arizona		37,000	8	35 61	6-22-0-1	74	69	135	3-1	13-153	N/A	N/A	N/A
@ UTEP	W 47-17	10/21/67	13	41 179	15-31-5-6	302	72	481	1-0	10-91	N/A	N/A	N/A
BYU		26,054	13	36 194	21-51-2-2	200	87	394	5-3	1-65	N/A	N/A	N/A
UTEP	W 75-12	10/27/67	15	23 39	16-37-1-7	510	60	549	3-2	3-27	N/A	N/A	N/A
@ New Mexico		9,635	24	30 43	37-66-4-1	401	96	444	5-4	7-78	N/A	N/A	N/A
@ UTEP	W 46-24	11/4/67	22	27 83	24-52-2-4	426	79	509	2-0	11-100	N/A	N/A	N/A
New Mexico State		28,233	18	47 122	14-39-2-1	197	86	319	3-0	6-81	N/A	N/A	N/A
@ UTEP	W 17-0	11/11/67	19	28 64	17-45-1-2	294	73	358	3-1	11-115	N/A	N/A	N/A
Colorado State		22,218	14	57 168	7-22-0-0	44	79	212	2-2	8-90	N/A	N/A	N/A
@ UTEP	L 19-21	11/18/67	12	31 18	13-34-1-3	182	65	200	3-2	7-35	N/A	N/A	N/A
#6 Wyoming		35,023	18	45 93	22-37-2-1	256	82	349	3-2	4-70	N/A	N/A	N/A
UTEP	W 28-8	11/25/67	22	28 53	23-42-4-2	249	70	302	1-0	10-83	N/A	N/A	N/A
@ Utah		15,843	13	32 40	11-41-2-0	127	71	167	2-2	5-31	N/A	N/A	N/A
@ UTEP	W 14-7	12/30/67	16	47 75	16-35-1-1	201	72	276	0-0	9-92	N/A	N/A	N/A
Mississippi+		34,685	6	31 38	12-23-1-0	71	54	109	4-3	5-33	N/A	N/A	N/A

+ 1967 Sun Bowl, El Paso, Texas

YEARLY RESULTS

1968 (4-5-1, 3-3 WAC/4th) – Bobby Dobbs, Head Coach

Teams	Score	Date	First Downs	- Rushing - Att.	- Rushing - Yards	-Passing- Com-Att-Int-TD	-Passing- Yards	Plays	Total Offense	Fum.	Pen.	Time Poss.	Avg. Pos.	Third Downs
@ UTEP	T 14-14	9/14/68	20	28	81	29-65-0-2	342	93	423	2-2	8-90	N/A	N/A	N/A
UC-Santa Barbara		26,820	20	51	191	20-37-1-1	195	88	386	4-3	7-72	N/A	N/A	N/A
@ UTEP	W 44-15	9/21/68	19	42	143	16-36-2-2	252	78	395	1-0	9-75	N/A	N/A	N/A
New Mexico*		25,220	18	53	64	13-25-1-1	239	78	303	8-5	9-70	N/A	N/A	N/A
UTEP	L 19-31	9/28/68	17	45	(-37)	18-41-2-3	307	75	270	4-2	5-49	N/A	N/A	N/A
@ #17 Arizona State*		42,073	16	57	242	24-40-0-1	89	82	331	2-0	13-139	N/A	N/A	N/A
UTEP	L 0-25	10/5/68	10	36	27	14-41-7-0	159	77	186	1-1	8-73	N/A	N/A	N/A
@ Arizona*		37,300	17	47	134	15-34-1-0	218	81	352	4-4	5-40	N/A	N/A	N/A
@ UTEP	L 21-22	10/12/68	18	46	92	17-43-3-0	274	89	366	4-3	7-53	N/A	N/A	N/A
Long Beach State		20,102	5	36	42	8-22-1-2	139	58	181	3-1	9-85	N/A	N/A	N/A
@ UTEP	W 30-14	10/19/68	19	53	179	15-32-3-3	271	85	450	7-4	5-45	N/A	N/A	N/A
New Mexico State		25,320	12	43	174	5-27-4-0	76	70	250	4-3	2-30	N/A	N/A	N/A
UTEP	W 31-25	10/26/68	23	27	(-29)	27-48-0-3	477	75	448	1-1	3-15	N/A	N/A	N/A
@ BYU*		27,010	22	55	249	11-30-0-1	135	85	384	1-1	8-63	N/A	N/A	N/A
@ UTEP	L 31-34	11/9/68	25	33	59	28-52-0-4	401	85	460	4-1	6-56	N/A	N/A	N/A
North Texas		20,160	20	46	137	20-38-1-5	376	84	513	2-1	4-40	N/A	N/A	N/A
@ UTEP	L 19-26	11/16/68	16	20	(-60)	19-56-4-3	227	76	167	1-1	1-3	N/A	N/A	N/A
#20 Wyoming*		25,874	13	66	216	5-13-2-1	70	79	286	2-2	9-136	N/A	N/A	N/A
@ UTEP	W 23-19	11/23/68	19	39	141	16-41-0-0	174	80	315	3-2	6-60	N/A	N/A	N/A
Colorado State*		13,125	21	58	255	10-29-1-1	127	87	382	2-0	10-106	N/A	N/A	N/A

* Western Athletic Conference (WAC) game

1969 (4-6, 2-5 WAC/6th) – Bobby Dobbs, Head Coach

Teams	Score	Date	First Downs	- Rushing - Att.	- Rushing - Yards	-Passing- Com-Att-Int-TD	-Passing- Yards	Plays	Total Offense	Fum.	Pen.	Time Poss.	Avg. Pos.	Third Downs
@ UTEP	W 14-10	9/13/69	19	50	207	10-25-3-1	188	75	395	3-2	5-45	N/A	N/A	N/A
Pacific		22,135	19	46	132	17-40-2-0	243	86	375	1-1	11-104	N/A	N/A	N/A
UTEP	W 21-6	9/27/69	13	41	200	8-21-3-1	147	62	347	4-3	8-98	N/A	N/A	N/A
@ New Mexico*		22,024	17	63	156	5-29-0-0	48	92	204	4-3	5-44	N/A	N/A	N/A
@ UTEP	L 6-24	10/4/69	21	34	44	23-56-3-0	351	90	395	0-0	9-96	N/A	N/A	N/A
Utah*		22,470	20	62	267	8-25-1-1	89	87	356	5-2	3-25	N/A	N/A	N/A
UTEP	L 9-37	10/11/69	15	36	(-3)	13-38-3-0	210	74	207	3-1	4-51	N/A	N/A	N/A
@ 18 Wyoming*		11,463	23	51	146	24-40-0-2	234	91	380	1-1	10-132	N/A	N/A	N/A
UTEP	L 10-26	10/18/69	17	37	152	23-53-4-0	229	90	381	4-2	6-65	N/A	N/A	N/A
@ Arizona*		30,000	19	59	234	10-24-1-1	144	83	378	5-3	9-126	N/A	N/A	N/A
@ UTEP	L 7-30	10/25/69	17	44	46	12-32-4-1	166	78	212	1-1	5-45	N/A	N/A	N/A
BYU*		18,581	11	50	153	4-16-0-1	82	66	235	4-2	13-137	N/A	N/A	N/A
UTEP	W 17-16	11/1/69	15	43	153	15-41-0-1	184	84	337	2-2	3-50	N/A	N/A	N/A
@ Colorado State*		11,340	12	48	210	5-18-1-0	42	66	252	5-2	5-47	N/A	N/A	N/A
@ UTEP	L 38-41	11/8/69	23	30	121	25-52-3-1	348	82	469	2-1	10-81	N/A	N/A	N/A
New Mexico State		17,640	18	60	231	9-21-3-3	165	81	396	5-1	2-25	N/A	N/A	N/A
@ UTEP	L 19-42	11/15/69	23	40	(-5)	22-60-2-1	307	100	302	3-1	6-73	N/A	N/A	N/A
Arizona State*		16,362	20	54	384	10-25-1-1	138	79	522	3-2	18-171	N/A	N/A	N/A
@ UTEP	W 17-10	11/29/69	20	67	243	7-23-4-0	95	90	338	4-2	7-43	N/A	N/A	N/A
Xavier		17,306	7	39	65	5-24-2-1	100	63	165	2-1	11-60	N/A	N/A	N/A

* Western Athletic Conference (WAC) game

1970 (6-4, 4-3 WAC/4th) – Bobby Dobbs, Head Coach

Teams	Score	Date	First Downs	- Rushing - Att.	- Rushing - Yards	-Passing- Com-Att-Int-TD	-Passing- Yards	Plays	Total Offense	Fum.	Pen.	Time Poss.	Avg. Pos.	Third Downs
@ UTEP	L 18-24	9/12/70	21	45	173	19-38-2-0	255	83	428	6-2	8-69	N/A	N/A	N/A
Pacific		21,340	15	32	74	22-41-0-2	216	73	290	3-3	6-86	N/A	N/A	N/A
UTEP	L 20-44	9/19/70	23	47	101	18-38-7-2	333	85	434	3-3	3-25	N/A	N/A	N/A
@ Utah*		24,745	22	54	290	12-27-0-4	200	81	490	5-4	11-136	N/A	N/A	N/A
UTEP	W 17-0	9/26/70	16	60	155	9-20-1-1	165	80	320	2-2	6-80	N/A	N/A	N/A
@ BYU*		27,468	15	50	67	8-25-1-0	74	75	141	5-5	6-29	N/A	N/A	N/A
@ UTEP	W 21-14	10/3/70	18	51	189	11-28-0-1	151	79	340	2-1	3-37	N/A	N/A	N/A
New Mexico State		15,364	17	50	163	12-26-2-2	186	76	349	3-2	9-94	N/A	N/A	N/A
UTEP	W 41-7	10/17/70	24	33	62	26-59-2-2	507	92	569	7-4	7-63	N/A	N/A	N/A
@ Colorado State*		20,879	17	60	214	11-29-4-1	197	89	411	3-1	5-45	N/A	N/A	N/A
@ UTEP	L 13-42	10/24/70	10	39	164	6-29-2-0	72	68	236	3-2	7-50	N/A	N/A	N/A
#12 Arizona State*		23,035	24	67	383	14-28-1-0	222	95	605	5-2	9-115	N/A	N/A	N/A
@ UTEP	L 16-35	10/31/70	26	43	213	20-49-3-1	249	92	462	2-1	5-35	N/A	N/A	N/A
New Mexico*		13,503	16	52	365	6-9-0-0	61	61	426	2-1	9-75	N/A	N/A	N/A
@ UTEP	W 47-7	11/7/70	17	53	373	3-12-1-0	41	65	414	3-0	5-55	N/A	N/A	N/A
Wyoming*		10,053	9	49	101	4-25-3-1	57	74	158	4-3	3-31	N/A	N/A	N/A
@ UTEP	W 33-17	11/14/70	19	57	226	8-18-0-1	114	75	340	4-2	4-42	N/A	N/A	N/A
Arizona*		15,605	14	47	139	10-25-0-1	132	72	271	6-5	4-58	N/A	N/A	N/A
UTEP	W 37-16	11/19/70	24	42	228	19-35-2-2	252	77	480	2-1	4-33	N/A	N/A	N/A
@ Trinity (Texas)		1,675	12	43	125	8-20-2-2	128	63	253	3-2	3-6	N/A	N/A	N/A

* Western Athletic Conference (WAC) game

YEARLY RESULTS

1971 (5-6, 1-6 WAC/8th) – Bobby Dobbs, Head Coach

Teams	Score	Date	First Downs	- Rushing - Att.	- Rushing - Yards	-Passing- Com-Att-Int-TD	-Passing- Yards	Plays	Total Offense	Fum.	Pen.	Time Poss.	Avg. Pos.	Third Downs
@ UTEP	W 38-9	9/11/71	17	44	177	13-23-1-2	155	67	332	2-1	5-45	N/A	N/A	N/A
Texas-Arlington		17,212	13	40	67	18-30-3-1	158	70	225	0-0	10-90	N/A	N/A	N/A
@ UTEP	W 21-3	9/18/71	19	49	176	16-31-4-1	163	80	339	3-2	8-107	N/A	N/A	N/A
Pacific		15,353	16	43	149	13-35-7-0	125	78	274	3-2	7-75	N/A	N/A	N/A
@ UTEP	L 6-14	9/25/71	15	43	66	17-35-3-0	256	78	322	2-1	3-35	N/A	N/A	N/A
Arizona*		20,520	11	45	145	10-18-0-0	87	63	232	4-1	3-35	N/A	N/A	N/A
UTEP	L 7-24	10/2/71	4	37	12	4-9-2-0	58	46	70	1-1	6-47	24:17	N/A	N/A
@ #13 Arizona State*		50,530	26	65	248	14-24-3-2	230	89	478	2-0	6-60	35:43	N/A	N/A
@ UTEP	L 10-32	10/9/71	12	46	50	7-22-0-0	107	68	157	1-1	2-13	N/A	N/A	N/A
Utah*		13,681	21	44	235	19-43-2-1	199	87	434	2-0	8-63	N/A	N/A	N/A
UTEP	W 14-7	10/16/71	23	70	318	6-10-2-1	64	80	382	3-3	5-75	N/A	N/A	N/A
@ New Mexico State		14,682	23	35	136	16-40-3-1	194	75	330	0-0	6-60	N/A	N/A	N/A
UTEP	W 12-7	10/23/71	13	57	206	8-10-0-0	90	67	296	3-2	7-63	N/A	N/A	N/A
@ Wyoming*		19,510	17	40	99	16-33-2-0	165	73	264	4-1	2-20	N/A	N/A	N/A
@ UTEP	L 0-16	10/30/71	11	30	82	19-39-2-0	175	69	257	3-2	3-35	N/A	N/A	N/A
BYU*		12,235	18	63	300	4-13-1-0	35	76	335	2-2	12-120	N/A	N/A	N/A
UTEP	L 13-49	11/13/71	15	29	105	14-26-1-1	177	55	282	1-1	4-42	N/A	N/A	N/A
@ New Mexico*		15,650	36	90	518	5-6-1-1	127	96	645	2-1	9-108	N/A	N/A	N/A
@ UTEP	L 7-24	11/20/71	11	35	153	13-26-0-0	108	61	261	3-3	1-5	N/A	N/A	N/A
Colorado State*		7,842	23	81	363	1-3-0-0	11	84	374	3-3	4-30	N/A	N/A	N/A
@ UTEP	W 38-32	11/27/71	25	56	230	16-23-0-1	146	79	376	3-1	4-40	N/A	N/A	N/A
Long Beach State		6,530	16	44	207	16-23-1-1	185	67	408	3-1	7-75	N/A	N/A	N/A

* Western Athletic Conference (WAC) game

1972 (2-8, 1-6 WAC/8th) – Tommy Hudspeth, Bobby Dobbs[^], Head Coach

Teams	Score	Date	First Downs	- Rushing - Att.	- Rushing - Yards	-Passing- Com-Att-Int-TD	-Passing- Yards	Plays	Total Offense	Fum.	Pen.	Time Poss.	Avg. Pos.	Third Downs
@ UTEP	L 28-42	9/16/72	25	40	115	21-38-2-3	327	78	442	4-1	9-87	N/A	N/A	N/A
Lamar		10,573	21	66	318	1-7-1-0	49	73	367	2-2	9-90	N/A	N/A	N/A
@ UTEP	L 14-19	9/23/72	21	43	106	26-39-0-2	306	82	412	4-3	5-64	N/A	N/A	N/A
Pacific		9,250	17	55	308	3-7-0-0	23	62	331	5-2	4-50	N/A	N/A	N/A
@ UTEP	W 21-20	9/30/72	16	44	186	6-8-0-0	72	52	258	2-2	10-98	N/A	N/A	N/A
New Mexico State		11,300	23	58	165	13-20-0-2	164	78	329	1-1	7-52	N/A	N/A	N/A
UTEP	L 20-39	10/7/72	25	40	93	23-42-2-1	330	82	423	3-0	8-82	N/A	N/A	N/A
@ Utah*		20,860	19	51	256	8-14-2-2	146	65	402	3-1	11-96	N/A	N/A	N/A
UTEP	L 14-21	10/14/72	20	40	66	21-31-0-0	316	71	382	2-2	6-76	29:00	N/A	N/A
@ BYU*		31,176	18	50	118	14-24-2-0	167	74	285	3-2	9-64	31:00	N/A	N/A
@ UTEP	L 7-56	10/21/72	14	41	172	11-29-2-0	145	70	317	5-4	3-22	N/A	N/A	N/A
New Mexico*		10,240	21	73	522	4-8-0-0	43	81	565	3-1	10-67	N/A	N/A	N/A
UTEP	L 22-45	10/28/72	19	43	171	14-38-2-1	138	81	309	0-0	3-15	N/A	N/A	N/A
@ Arizona*		28,000	16	53	291	7-15-2-1	159	68	450	3-2	11-131	N/A	N/A	N/A
@ UTEP	L 14-55	11/4/72	16	28	(-5)	24-48-2-1	281	76	276	4-4	3-25	N/A	N/A	N/A
Arizona State*		7,414	22	65	438	8-17-0-2	176	82	614	5-5	3-45	N/A	N/A	N/A
@ UTEP	W 20-13	11/11/72	19	39	201	11-21-1-0	102	60	303	7-5	6-47	N/A	N/A	N/A
Wyoming*		4,600	20	67	352	5-15-3-0	68	82	420	4-2	7-68	N/A	N/A	N/A
UTEP	L 22-35	11/18/72	16	32	132	12-27-1-2	147	59	279	4-2	9-94	N/A	N/A	N/A
@ Colorado State*		14,235	22	76	299	6-10-0-2	122	86	421	3-3	6-70	N/A	N/A	N/A

[^]Dobbs was head coach for the season's first six games (1-5); Hudspeth was head coach for the season's last four games (1-3)

* Western Athletic Conference (WAC) game

1973 (0-11, 0-7 WAC/8th) – Tommy Hudspeth, Head Coach

Teams	Score	Date	First Downs	- Rushing - Att.	- Rushing - Yards	-Passing- Com-Att-Int-TD	-Passing- Yards	Plays	Total Offense	Fum.	Pen.	Time Poss.	Avg. Pos.	Third Downs
UTEP	L 14-62	9/8/73	11	34	13	12-32-2-2	155	66	168	4-3	3-35	N/A	N/A	N/A
@ Idaho		8,500	23	64	448	7-15-0-1	108	79	556	2-2	6-60	N/A	N/A	N/A
@ UTEP	L 9-34	9/15/73	13	37	97	15-28-2-0	135	65	232	1-1	6-50	N/A	N/A	N/A
Pacific		13,670	15	58	241	7-13-0-4	192	71	433	2-1	9-118	N/A	N/A	N/A
UTEP	L 6-82	9/22/73	10	38	(-11)	13-25-5-0	130	63	119	6-3	6-42	N/A	N/A	N/A
@ Utah*		27,143	24	61	368	9-17-0-3	175	78	543	2-1	3-25	N/A	N/A	N/A
UTEP	L 8-31	9/29/73	6	36	77	5-18-0-1	83	54	160	0-0	7-47	N/A	N/A	N/A
@ Wyoming*		17,752	26	65	308	10-20-1-0	196	85	504	5-1	4-30	N/A	N/A	N/A
@ UTEP	L 23-27	10/6/73	21	50	130	15-28-0-1	272	78	402	1-0	9-95	N/A	N/A	N/A
New Mexico State		9,745	18	39	161	11-16-0-3	191	55	352	4-2	7-67	N/A	N/A	N/A
@ UTEP	L 27-31	10/13/73	22	60	301	8-17-4-0	94	77	395	3-3	11-103	N/A	N/A	N/A
Lamar		8,385	18	55	124	13-36-2-1	147	91	289	5-3	9-115	N/A	N/A	N/A
UTEP	L 0-49	10/20/73	7	45	72	4-18-2-0	40	63	112	2-1	9-69	N/A	N/A	N/A
@ New Mexico*		12,300	21	61	340	7-17-0-2	141	78	481	3-1	7-81	N/A	N/A	N/A
@ UTEP	L 24-76	10/27/73	9	53	132	6-13-4-2	99	66	231	3-1	2-10	N/A	N/A	N/A
Colorado State*		7,350	23	49	297	20-31-0-3	308	80	605	3-3	7-54	N/A	N/A	N/A
@ UTEP	L 18-35	11/3/73	16	49	138	12-23-1-1	165	72	303	0-0	4-25	N/A	N/A	N/A
Arizona*		6,940	29	58	438	8-15-1-1	136	73	574	3-3	7-69	N/A	N/A	N/A
@ UTEP	L 13-54	11/17/73	19	42	193	19-42-1-0	201	84	394	3-1	8-89	N/A	N/A	N/A
#13 Arizona State*		7,500	30	52	482	8-24-2-2	133	76	615	3-3	9-64	N/A	N/A	N/A
@ UTEP	L 0-63	12/1/73	9	42	162	3-15-6-0	51	57	213	3-3	6-65	N/A	N/A	N/A
BYU*		7,115	28	55	285	19-32-1-1	256	87	541	2-2	10-125	N/A	N/A	N/A

* Western Athletic Conference (WAC) game

YEARLY RESULTS

1974 (4-7, 3-4 WAC/T4th) – Gil Bartosh, Head Coach

Teams	Score	Date	First Downs	- Rushing - Att.	- Rushing - Yards	-Passing- Com-Att-Int-TD	-Passing- Yards	Plays	Total Offense	Fum.	Pen.	Time Poss.	Avg. Pos.	Third Downs
@ UTEP	L 14-17	9/14/74	21	57	251	9-17-1-1	113	74	364	1-1	3-30	N/A	N/A	N/A
Pacific	15,464	16	50	201	4-11-0-1	76	61	277	4-1	3-25	N/A	N/A	N/A	
@ UTEP	W 34-7	9/21/74	23	66	320	6-9-0-3	135	75	455	2-0	11-139	N/A	N/A	N/A
Utah*	17,841	13	35	66	6-17-1-1	104	52	170	3-1	11-90	N/A	N/A	N/A	
@ UTEP	L 12-26	9/28/74	12	44	139	5-19-2-0	112	63	251	2-2	4-30	N/A	N/A	N/A
San Diego State	22,785	24	55	301	10-29-0-1	116	84	417	5-3	7-45	N/A	N/A	N/A	
UTEP	L 13-42	10/5/74	16	39	88	12-21-2-1	196	60	284	2-2	7-62	29:07	N/A	2-9
@ #12 Arizona*	38,051	30	52	284	17-33-0-2	236	85	520	3-2	8-74	30:53	N/A	N/A	10-15
UTEP	L 13-14	10/12/74	13	40	102	11-21-2-2	136	61	238	3-1	1-15	N/A	N/A	N/A
@ New Mexico State	14,500	14	55	193	6-13-3-0	128	68	327	6-2	10-108	N/A	N/A	N/A	
UTEP	L 21-45	10/19/74	14	44	211	7-18-0-2	121	62	332	3-1	6-56	N/A	N/A	N/A
@ BYU*	19,628	27	38	148	28-42-1-5	394	80	542	1-1	7-73	N/A	N/A	N/A	
UTEP	W 28-14	10/26/74	17	59	263	7-10-1-0	169	69	432	4-3	12-137	N/A	N/A	N/A
@ Texas Arlington	4,600	11	43	136	7-14-0-0	70	57	206	2-1	7-59	N/A	N/A	N/A	
UTEP	W 31-27	11/2/74	19	58	176	13-32-1-1	164	90	340	0-0	4-40	37:49	N/A	8-21
@ #14 Arizona State*	46,500	16	34	209	14-28-0-2	272	62	481	6-5	8-92	22:11	N/A	N/A	4-10
@ UTEP	W 35-13	11/9/74	17	39	132	10-18-1-2	173	57	305	3-1	5-55	24:21	N/A	N/A
Wyoming*	23,875	20	46	106	17-31-1-0	200	77	306	1-1	3-11	35:39	N/A	N/A	
UTEP	L 24-56	11/16/74	18	50	72	11-22-2-1	133	72	205	3-1	5-54	N/A	N/A	N/A
@ Colorado State*	16,883	27	38	219	17-34-1-2	304	72	523	4-1	11-140	N/A	N/A	N/A	
@ UTEP	L 21-37	11/23/74	11	39	127	7-20-3-1	135	59	262	4-2	10-85	23:34	N/A	N/A
New Mexico*	16,930	19	71	287	5-13-1-1	78	84	365	3-0	7-45	36:26	N/A	N/A	

* Western Athletic Conference (WAC) game

1975 (1-10, 0-6 WAC/8th) – Gil Bartosh, Head Coach

Teams	Score	Date	First Downs	- Rushing - Att.	- Rushing - Yards	-Passing- Com-Att-Int-TD	-Passing- Yards	Plays	Total Offense	Fum.	Pen.	Time Poss.	Avg. Pos.	Third Downs
UTEP	L 10-31	9/6/75	13	53	121	5-18-1-0	73	71	194	2-2	7-86	N/A	N/A	N/A
@ San Diego State	33,964	22	31	92	21-36-3-1	320	67	412	2-2	13-109	N/A	N/A	N/A	
@ UTEP	L 24-31	9/13/75	21	67	227	10-20-0-2	113	87	340	7-4	5-57	38:27	N/A	N/A
New Mexico State	16,550	11	44	109	7-14-1-0	93	58	202	4-3	13-94	21:33	N/A	N/A	
@ UTEP	W 6-3	9/20/75	12	51	160	3-19-1-0	58	70	218	6-4	1-13	27:03	N/A	N/A
East Tennessee State	13,500	6	52	140	1-13-2-0	11	65	151	2-2	11-85	32:57	N/A	N/A	
UTEP	L 10-40	10/3/75	16	47	135	14-33-4-0	184	80	319	1-0	0-0	N/A	N/A	N/A
@ Pacific	15,540	19	50	178	8-13-0-0	227	63	405	1-0	6-60	N/A	N/A	N/A	
@ UTEP	L 0-36	10/11/75	10	43	208	5-15-3-0	48	58	256	1-1	6-63	29:42	N/A	N/A
#17 Arizona*	15,700	18	57	296	10-19-0-3	163	76	459	0-0	4-40	30:18	N/A	N/A	
UTEP	L 14-31	10/18/75	19	59	216	6-14-2-1	94	73	310	1-0	5-53	N/A	N/A	N/A
@ Wyoming*	15,151	26	65	485	2-6-0-1	22	71	507	11-4	7-80	N/A	N/A	N/A	
UTEP	L 6-24	10/25/75	11	55	188	1-12-2-0	11	67	199	0-0	6-50	31:44	N/A	N/A
@ #11 Arizona State*	46,257	18	55	292	8-13-1-0	151	68	443	7-5	8-80	28:16	N/A	N/A	
UTEP	L 3-23	11/1/75	17	61	307	3-15-1-0	45	76	352	1-1	11-83	N/A	N/A	N/A
@ New Mexico*	13,126	18	42	154	13-29-1-1	222	71	376	2-2	7-85	N/A	N/A	N/A	
@ UTEP	L 17-21	11/8/75	13	49	198	3-11-1-0	51	60	249	2-2	8-84	27:33	N/A	N/A
Colorado State*	11,150	22	56	286	6-19-2-1	62	75	348	2-2	8-88	32:27	N/A	N/A	
UTEP	L 9-21	11/15/75	15	56	129	5-9-1-1	95	65	224	3-3	7-70	34:16	N/A	3-15
@ Hawaii	18,664	13	43	170	11-14-0-1	147	57	317	8-4	11-109	25:44	N/A	N/A	
@ UTEP	L 10-20	11/22/75	12	32	147	6-18-0-0	118	50	265	6-5	7-94	30:39	N/A	N/A
BYU*	7,350	16	49	133	13-24-0-0	157	73	290	5-5	7-72	29:21	N/A	N/A	

* Western Athletic Conference (WAC) game

1976 (1-10, 0-7 WAC/8th) – Gil Bartosh, Head Coach

Teams	Score	Date	First Downs	- Rushing - Att.	- Rushing - Yards	-Passing- Com-Att-Int-TD	-Passing- Yards	Plays	Total Offense	Fum.	Pen.	Time Poss.	Avg. Pos.	Third Downs
@ UTEP	W 38-15	9/4/76	27	70	384	6-10-0-0	82	80	466	2-2	11-125	N/A	N/A	N/A
Texas-Arlington	16,650	13	41	191	7-11-0-1	117	52	308	5-3	6-57	N/A	N/A	N/A	
UTEP	L 10-13	9/11/76	17	64	186	4-12-0-0	61	86	247	2-0	7-55	38:50	N/A	N/A
@ New Mexico State	13,155	8	34	131	5-10-1-0	34	44	165	3-1	8-116	21:10	N/A	N/A	
@ UTEP	L 7-25	9/18/76	9	43	114	6-19-2-0	64	62	178	4-2	5-47	27:54	N/A	N/A
New Mexico*	18,750	22	67	403	7-15-0-0	124	82	527	2-1	11-97	32:06	N/A	N/A	
UTEP	L 14-38	10/2/76	9	47	148	7-16-1-0	102	63	250	7-7	8-81	N/A	N/A	N/A
@ Utah*	20,111	24	57	206	10-25-1-2	146	82	352	3-2	5-54	N/A	N/A	N/A	
UTEP	L 12-63	10/9/76	18	57	197	7-16-1-1	95	73	292	7-5	1-19	28:50	N/A	N/A
@ Arizona*	42,177	25	65	357	8-12-1-2	162	77	519	1-0	2-28	31:10	N/A	N/A	
@ UTEP	L 6-23	10/16/76	12	54	177	4-16-0-0	40	70	217	3-1	5-65	34:35	N/A	N/A
Arizona State*	15,500	13	40	165	7-25-1-0	80	65	245	2-0	9-73	25:25	N/A	N/A	
UTEP	L 7-28	10/23/76	10	59	137	3-12-3-0	62	71	199	4-2	5-65	N/A	N/A	N/A
@ Colorado State*	18,652	13	58	276	3-6-0-0	19	64	295	6-4	7-65	N/A	N/A	N/A	
@ UTEP	L 16-27	10/30/76	19	53	257	5-12-3-0	55	65	312	4-3	6-81	25:39	N/A	N/A
San Diego State	9,500	11	41	88	9-14-0-0	128	55	216	4-4	5-50	24:21	N/A	N/A	
UTEP	L 27-40	11/6/76	17	60	287	5-9-1-2	133	69	420	1-1	9-88	31:22	N/A	5-16
@ BYU*	24,644	21	37	140	16-30-1-4	334	67	474	0-0	10-113	28:38	N/A	N/A	3-12
@ UTEP	L 10-14	11/13/76	20	57	133	9-23-1-0	160	80	293	1-1	7-65	24:36	N/A	N/A
Wyoming*	4,200	11	51	234	2-7-0-0	29	58	263	4-2	8-70	25:24	N/A	N/A	
UTEP	L 12-28	11/20/76	17	49	306	6-16-2-0	89	65	395	4-3	8-82	27:59	N/A	3-9
@ Hawaii	14,169	24	59	311	10-17-0-1	108	76	419	5-2	2-29	32:01	N/A	N/A	5-12

* Western Athletic Conference (WAC) game

YEARLY RESULTS

1977 (1-10, 0-7 WAC/8th) – Bill Michael, Head Coach

Teams	Score	Date	First Downs	- Rushing - Att.	- Rushing - Yards	-Passing-Com-Att-Int-TD	-Passing-Yards	Plays	Total Offense	Fum.	Pen.	Time Poss.	Avg. Pos.	Third Downs
@ UTEP	L 10-41	9/10/77	18	48	132	13-24-3-1	185	72	317	4-2	2-10	N/A	N/A	N/A
North Texas	18,750		20	50	332	9-18-1-1	172	68	504	4-2	8-63	N/A	N/A	N/A
UTEP	L 17-27	9/17/77	17	49	144	12-26-2-0	151	75	295	3-2	6-76	N/A	N/A	N/A
@ Wyoming*	20,933		14	57	257	6-15-2-2	76	72	333	4-2	8-84	N/A	N/A	N/A
UTEP	L 0-54	9/24/77	12	45	66	6-29-4-0	114	74	180	9-3	8-102	N/A	N/A	N/A
@ Oklahoma State	39,000		24	74	477	3-10-0-0	73	84	550	9-6	12-116	N/A	N/A	N/A
@ UTEP	W 23-21	10/1/77	23	64	239	8-22-3-2	128	86	367	2-2	10-118	33:28	N/A	N/A
New Mexico State	22,375		18	42	111	18-43-3-2	277	85	388	4-4	9-129	26:22	N/A	N/A
@ UTEP	L 31-40	10/8/77	13	33	32	13-31-2-3	360	64	392	2-2	6-89	24:26	N/A	N/A
Colorado State*	16,950		21	70	268	8-18-0-2	130	88	398	3-2	6-40	35:34	N/A	N/A
UTEP	L 7-49	10/15/77	18	34	68	19-40-3-1	199	74	267	1-0	2-17	N/A	N/A	N/A
@ San Diego State	34,760		24	43	193	19-30-0-4	346	73	539	1-0	9-103	N/A	N/A	N/A
UTEP	L 3-66	10/22/77	6	41	122	2-15-2-0	17	56	139	1-1	5-35	21:51	N/A	2-15
@ Arizona State*	55,446		31	78	413	12-16-0-3	166	94	579	8-3	5-59	38:09	N/A	10-16
UTEP	L 17-33	11/5/77	20	42	172	7-23-1-1	116	65	288	1-1	6-45	22:39	N/A	5-15
@ New Mexico*	17,081		25	70	319	9-23-0-2	155	93	474	3-0	9-160	37:21	N/A	7-18
UTEP	L 17-29	11/12/77	13	37	97	9-23-1-1	125	60	222	4-2	9-86	N/A	N/A	N/A
@ Utah*	18,122		24	60	213	17-24-1-0	216	84	429	4-3	6-95	N/A	N/A	N/A
@ UTEP	L 24-41	11/19/77	15	41	120	18-32-2-3	276	73	396	3-1	2-10	23:34	N/A	N/A
Arizona*	7,100		23	69	417	6-13-0-2	141	82	558	5-2	4-39	36:26	N/A	N/A
@ UTEP	L 19-68	11/26/77	30	69	224	12-36-5-2	209	105	433	8-4	11-94	38:18	N/A	N/A
#18 BYU*	7,800		24	33	158	18-38-2-3	261	71	419	2-1	8-109	21:42	N/A	N/A

* Western Athletic Conference (WAC) game

1978 (1-11, 1-5 WAC/7th) – Bill Michael, Head Coach

Teams	Score	Date	First Downs	- Rushing - Att.	- Rushing - Yards	-Passing-Com-Att-Int-TD	-Passing-Yards	Plays	Total Offense	Fum.	Pen.	Time Poss.	Avg. Pos.	Third Downs
UTEP	L 0-49	9/2/78	11	36	75	8-28-2-0	48	64	123	3-2	5-33	N/A	N/A	N/A
@ North Texas	17,200		29	58	380	14-27-0-1	194	85	574	3-2	8-88	N/A	N/A	N/A
@ UTEP	L 25-34	9/9/78	18	31	132	10-22-3-2	196	53	328	4-4	6-58	21:23	N/A	N/A
Air Force	24,700		21	72	238	10-17-0-2	89	89	327	0-0	10-80	38:37	N/A	N/A
UTEP	L 32-35	9/16/78	15	28	99	22-40-2-2	241	68	340	1-1	7-75	27:20	N/A	N/A
@ New Mexico State	30,193		21	64	305	11-18-3-1	158	82	463	4-2	4-31	32:40	N/A	N/A
@ UTEP	W 31-24	9/23/78	21	45	205	16-30-2-0	135	75	340	5-3	9-61	27:16	N/A	N/A
San Diego State*	14,100		19	55	186	8-21-2-0	103	76	289	2-2	10-78	32:44	N/A	N/A
UTEP	L 0-27	9/30/78	12	42	48	9-25-2-0	72	67	120	7-3	6-70	28:21	N/A	N/A
@ Arizona State	69,497		20	55	249	8-20-3-1	97	75	346	1-0	6-104	31:39	N/A	N/A
UTEP	L 29-39	10/7/78	21	43	156	16-30-3-1	269	73	425	2-1	12-81	N/A	N/A	5-14
@ Colorado State*	24,173		26	72	475	5-10-1-2	108	82	583	5-4	9-96	N/A	N/A	10-18
UTEP	L 0-44	10/21/78	11	37	87	8-29-1-0	76	66	163	3-3	12-143	23:16	N/A	3-17
@ BYU*	23,335		24	61	202	12-22-2-1	181	83	383	6-2	10-106	36:14	N/A	4-12
@ UTEP	L 0-21	10/28/78	10	34	85	9-21-1-0	141	55	226	3-3	5-56	22:45	N/A	N/A
New Mexico*	18,650		21	65	281	10-18-1-1	156	83	437	0-0	5-46	27:15	N/A	N/A
UTEP	L 13-35	11/4/78	17	49	111	12-21-1-1	149	70	260	0-0	4-58	32:50	N/A	4-15
@ Hawaii	27,240		22	46	373	11-14-0-2	157	60	530	4-1	9-85	27:10	N/A	6-10
@ UTEP	L 0-38	11/11/78	8	38	140	3-15-3-0	25	53	165	2-0	6-58	22:11	N/A	N/A
Utah*	12,300		26	66	262	15-25-0-2	248	91	500	2-1	6-50	37:49	N/A	N/A
UTEP	L 0-27	11/18/78	10	44	76	5-16-3-0	112	60	188	1-1	5-38	N/A	N/A	N/A
@ UNLV	15,610		21	52	331	10-22-1-2	198	74	529	2-1	8-86	N/A	N/A	N/A
@ UTEP	L 21-51	11/25/78	20	53	226	8-20-1-1	90	73	316	2-1	5-35	33:44	N/A	N/A
Wyoming*	17,400		27	54	377	8-19-0-2	188	73	565	2-0	4-49	26:16	N/A	N/A

* Western Athletic Conference (WAC) game

1979 (2-9, 0-7 WAC/8th) – Bill Michael, Head Coach

Teams	Score	Date	First Downs	- Rushing - Att.	- Rushing - Yards	-Passing-Com-Att-Int-TD	-Passing-Yards	Plays	Total Offense	Fum.	Pen.	Time Poss.	Avg. Pos.	Third Downs
UTEP	L 0-35	9/1/79	11	37	65	8-15-0-0	83	52	148	2-2	4-53	N/A	N/A	N/A
@ North Texas	17,500		29	68	375	16-22-0-2	160	90	547	5-2	8-84	N/A	N/A	N/A
@ UTEP	W 31-7	9/8/79	13	46	144	8-14-1-2	109	60	253	3-3	4-30	25:40	N/A	N/A
Pacific	23,400		15	37	93	23-42-2-1	188	79	281	5-4	7-65	34:20	N/A	N/A
@ UTEP	L 13-14	9/15/79	16	62	173	6-18-2-0	51	80	224	3-1	6-50	35:00	N/A	N/A
New Mexico State	30,132		13	46	91	11-21-0-1	199	67	290	6-5	15-129	25:00	N/A	N/A
@ UTEP	W 17-15	9/22/79	11	51	181	4-13-1-0	60	64	241	6-1	11-118	28:46	N/A	N/A
UNLV	27,400		22	54	160	11-26-2-0	144	80	304	1-1	8-70	31:14	N/A	N/A
UTEP	L 7-31	9/29/79	12	56	159	6-17-1-1	74	73	233	4-2	7-61	30:04	N/A	5-18
@ BYU*	34,724		26	43	148	26-44-2-2	326	87	474	2-2	12-99	29:56	N/A	7-15
UTEP	L 3-28	10/6/79	16	44	130	8-24-3-0	102	68	232	4-3	4-22	23:58	N/A	N/A
@ Wyoming*	17,508		14	55	174	7-16-0-2	191	71	365	4-2	5-58	36:32	N/A	N/A
@ UTEP	L 3-17	10/13/79	9	42	66	7-22-2-0	130	64	196	2-1	3-28	27:26	N/A	N/A
Colorado State*	27,100		10	57	199	1-5-0-0	8	62	207	3-2	6-62	32:34	N/A	N/A
UTEP	L 0-20	10/20/79	10	32	8	9-24-1-0	169	56	177	2-2	7-65	N/A	N/A	N/A
@ New Mexico*	19,612		21	63	297	11-20-0-0	98	83	387	2-1	13-156	N/A	N/A	N/A
@ UTEP	L 12-27	10/27/79	12	54	59	10-16-1-0	106	70	165	2-2	5-55	30:40	N/A	N/A
Hawaii*	26,300		16	56	276	3-16-0-0	45	72	321	4-4	5-72	29:20	N/A	N/A
UTEP	L 0-35	11/10/79	13	44	159	6-20-4-0	62	64	221	2-0	3-25	24:32	N/A	4-9
@ Utah*	25,016		20	57	366	7-12-1-1	97	69	463	2-0	10-124	35:28	N/A	4-10
UTEP	L 20-42	11/17/79	12	26	69	14-28-0-1	142	54	211	8-4	10-58	17:55	N/A	N/A
@ San Diego State*	37,110		28	71	304	14-31-2-2	188	102	492	2-0	12-99	42:05	N/AN/A*	Western

Athletic Conference (WAC) game

YEARLY RESULTS

1980 (1-11, 1-6 WAC/78th) – Bill Michael, Head Coach

Teams	Score	Date	First Downs	- Rushing - Att.	- Rushing - Yards	- Passing- Com-Att-Int-TD	- Passing- Yards	Plays	Total Offense	Fum.	Pen.	Time Poss.	Avg. Pos.	Third Downs
UTEP	L 7-35	9/6/80	13	38	103	13-22-1-1	73	60	176	3-3	3-30	27:00	N/A	7-15
@ Texas Tech		37,122	24	58	326	11-16-0-3	193	74	519	2-1	12-105	33:00	N/A	7-16
UTEP	L 3-6	9/13/80	18	70	286	10-23-1-0	70	103	356	2-1	14-123	N/A	N/A	N/A
@ New Mexico State		24,882	7	33	95	3-13-3-0	60	46	155	2-1	5-54	N/A	N/A	N/A
@ UTEP	L 15-35	9/20/80	16	51	141	13-26-1-2	110	77	251	3-1	9-104	N/A	N/A	N/A
North Texas		20,350	24	56	264	8-20-1-2	84	76	348	2-2	4-44	N/A	N/A	N/A
UTEP	L 14-28	9/27/80	15	49	115	13-29-4-0	153	78	268	2-0	8-86	28:47	N/A	9-18
@ Pacific		14,203	19	45	144	16-27-1-2	199	72	343	4-1	7-75	31:13	N/A	7-17
UTEP	W 34-14	10/4/80	20	62	245	5-8-0-1	27	70	272	4-1	9-89	32:19	N/A	2-11
@ Hawaii*		40,421	17	42	137	15-26-2-0	150	68	287	4-3	12-114	27:41	N/A	5-15
@ UTEP	L 7-31	10/11/80	7	33	110	5-14-0-0	51	47	161	1-1	5-42	N/A	N/A	N/A
Utah*		19,700	23	53	254	19-30-0-1	264	83	518	1-0	13-104	N/A	N/A	N/A
UTEP	L 14-53	10/18/80	15	35	54	8-34-1-0	169	69	223	1-0	5-46	23:14	N/A	N/A
@ UNLV		20,552	35	51	249	28-38-2-6	383	89	632	7-2	14-131	36:46	N/A	N/A
@ UTEP	L 21-22	10/25/80	8	54	149	4-10-1-0	33	64	182	3-3	4-36	N/A	N/A	N/A
New Mexico*		17,008	21	42	145	17-39-3-1	334	81	479	2-2	8-78	N/A	N/A	N/A
UTEP	L 7-83	11/1/80	12	46	136	10-30-2-0	43	76	179	3-3	4-31	29:56	N/A	4-9
@ #17 BYU*		36,251	36	33	194	37-47-2-7	542	80	736	1-1	9-55	30:04	N/A	6-8
UTEP	L 7-37	11/8/80	12	43	168	9-19-3-0	68	62	236	6-5	6-66	26:08	N/A	N/A
@ Colorado State*		17,629	29	55	258	14-35-2-2	190	90	448	2-1	9-82	33:52	N/A	N/A
@ UTEP	L 7-28	11/15/80	11	46	148	4-10-1-0	47	56	195	3-2	3-30	N/A	N/A	N/A
San Diego State*		1,407	20	67	306	4-8-1-0	57	75	363	3-2	4-39	N/A	N/A	N/A
@ UTEP	L 7-52	11/22/80	13	39	(-9)	13-30-1-1	196	69	187	2-2	11-136	N/A	N/A	N/A
Wyoming*		4,327	21	64	271	8-11-0-2	134	75	405	2-1	11-112	N/A	N/A	N/A

* Western Athletic Conference (WAC) game

1981 (1-10, 1-6 WAC/8th) – Bill Michael/Bill Alton[^], Head Coach

Teams	Score	Date	First Downs	- Rushing - Att.	- Rushing - Yards	- Passing- Com-Att-Int-TD	- Passing- Yards	Plays	Total Offense	Fum.	Pen.	Time Poss.	Avg. Pos.	Third Downs
@ UTEP	L 7-14	9/5/81	10	30	79	9-19-1-0	103	49	182	3-2	7-38	26:02	N/A	3-12
New Mexico State		25,600	13	51	120	16-27-3-2	231	78	351	3-0	7-43	33:58	N/A	10-21
@ UTEP	L 15-37	9/12/81	16	46	129	17-34-2-1	163	80	292	2-1	8-90	31:26	N/A	10-19
Texas A&I		17,600	15	45	152	10-20-0-3	184	65	336	2-1	7-65	28:34	N/A	3-14
@ UTEP	L 8-65	9/19/81	12	40	63	12-34-0-0	81	74	144	5-3	22-217	26:22	N/A	3-17
#13 BYU*		19,400	33	42	203	25-42-0-5	295	84	498	4-3	11-81	33:38	N/A	3-13
UTEP	L 10-38	10/2/81	18	45	212	11-33-1-0	130	78	342	2-1	7-72	31:32	N/A	N/A
@ Utah*		26,851	23	41	252	14-20-0-1	242	61	494	2-2	10-110	28:28	N/A	N/A
UTEP	L 3-26	10/10/81	6	36	4	7-23-2-0	94	59	98	3-1	4-54	24:06	N/A	3-16
@ New Mexico*		18,367	17	41	177	18-39-2-3	226	80	403	1-0	12-93	35:54	N/A	5-18
UTEP	L 12-63	10/16/81	14	46	121	8-24-4-0	146	70	267	5-1	6-36	32:45	N/A	4-15
@ Wyoming*		7,982	21	59	304	8-19-2-3	165	78	469	7-1	3-35	27:15	N/A	8-17
@ UTEP	W 35-29	10/24/81	20	62	268	13-22-1-2	158	84	426	3-1	10-110	37:14	N/A	7-18
Colorado State*		11,200	16	30	69	20-41-0-4	322	71	391	3-2	10-80	22:46	N/A	6-17
UTEP	L 15-48	10/31/81	19	44	103	17-34-3-1	188	78	291	1-0	9-96	29:28	N/A	8-21
@ Arizona		35,642	31	49	311	13-23-1-2	215	72	526	2-1	12-115	30:32	N/A	4-10
@ UTEP	L 7-35	11/7/81	17	31	104	20-43-0-0	216	83	566	1-0	8-71	N/A	N/A	N/A
Hawaii*		9,600	21	58	350	12-25-0-1	254	74	358	1-1	4-35	N/A	N/A	N/A
UTEP	L 14-59	11/21/81	16	47	96	14-32-4-1	192	79	288	3-3	3-35	34:16	N/A	6-18
@ San Diego State*		20,824	28	25	72	32-47-2-5	469	72	541	2-1	8-89	25:44	N/A	3-10
@ UTEP	L 20-27	11/28/81	16	47	234	6-18-2-1	121	65	355	4-2	3-25	29:15	N/A	6-13
UNLV		2,312	20	41	95	24-34-1-1	479	75	574	4-2	11-100	30:45	N/A	7-15

[^] Michael was head coach for the season's first two games (0-2); Alton was head coach for the season's last nine games (1-8) | * Western Athletic Conference (WAC) game



PAT HEGARTY (1987-88)

YEARLY RESULTS

1982 (2-10, 1-6 WAC/9th) – Bill Yung, Head Coach

Teams	Score	Date	First Downs	- Rushing - Att.	- Rushing - Yards	-Passing- Com-Att-Int-TD	-Passing- Yards	Plays	Total Offense	Fum.	Pen.	Time Poss.	Avg. Pos.	Third Downs
UTEP	W 20-17	9/4/82	15	53	270	4-13-0-0	41	66	311	3-3	12-98	N/A	N/A	N/A
@ New Mexico State		27,306	16	38	197	14-33-1-2	107	71	304	3-0	6-35	N/A	N/A	N/A
UTEP	L 0-55	9/11/82	11	51	111	2-13-3-0	15	64	126	5-3	4-25	26:24	N/A	2-12
@ #2 Washington		51,000	26	57	264	20-32-0-2	270	89	534	4-2	7-65	33:36	N/A	10-23
@ UTEP	L 10-31	9/18/82	13	51	205	8-21-4-1	139	75	344	1-1	8-60	31:55	N/A	N/A
#6 SMU		33,509	16	50	310	7-15-0-1	84	65	394	3-1	8-60	28:05	N/A	N/A
UTEP	L 10-17	9/25/82	11	46	193	7-15-0-1	75	61	254	1-1	5-31	29:45	N/A	2-12
@ Hawaii*		42,924	19	51	173	18-27-0-1	259	78	432	6-3	8-62	30:15	N/A	10-19
@ UTEP	L 3-51	10/2/82	13	55	199	5-14-2-0	45	69	246	6-3	11-68	27:51	N/A	N/A
BYU*		34,108	34	43	226	31-41-2-2	451	84	677	1-1	11-143	32:09	N/A	N/A
UTEP	L 21-28	10/9/82	22	65	227	11-23-0-0	110	88	337	5-2	6-27	36:24	N/A	4-17
@ UNLV		17,289	17	23	77	17-34-2-2	251	57	328	2-2	7-41	23:36	N/A	3-13
UTEP	L 6-37	10/16/82	13	39	117	9-21-0-0	83	60	200	1-1	8-63	24:43	N/A	6-17
@ #10 Arizona State		25,203	26	59	303	14-18-0-2	194	77	497	1-0	7-59	35:17	N/A	9-17
@ UTEP	L 7-35	10/23/82	18	50	270	10-24-3-0	108	74	378	4-3	8-55	30:07	N/A	N/A
Air Force*		28,678	20	60	279	6-14-0-2	160	74	439	2-1	1-10	29:53	N/A	N/A
UTEP	L 13-38	10/30/82	19	39	46	15-44-1-0	223	83	269	2-0	10-85	30:57	N/A	N/A
@ Colorado State*		24,074	26	41	146	24-42-1-3	374	83	520	4-3	9-72	29:03	N/A	N/A
@ UTEP	L 18-31	11/6/82	17	46	112	12-31-1-0	185	77	297	1-0	6-84	26:37	N/A	9-21
New Mexico*		15,101	21	54	230	16-24-2-3	285	78	515	1-0	8-85	33:23	N/A	9-17
@ UTEP	L 30-45	11/13/82	13	37	287	9-15-0-0	75	52	362	0-0	2-25	21:20	N/A	N/A
Utah*		9,210	25	71	375	10-18-0-3	219	89	594	0-0	6-77	38:40	N/A	N/A
@ UTEP	W 39-32	11/20/82	24	67	404	12-23-0-1	172	90	576	2-2	5-36	32:32	N/A	8-17
Wyoming*		9,158	19	61	348	6-25-2-1	83	86	431	1-1	4-35	27:28	N/A	7-20

* Western Athletic Conference (WAC) game

1983 (2-10, 0-8 WAC/9th) – Bill Yung, Head Coach

Teams	Score	Date	First Downs	- Rushing - Att.	- Rushing - Yards	-Passing- Com-Att-Int-TD	-Passing- Yards	Plays	Total Offense	Fum.	Pen.	Time Poss.	Avg. Pos.	Third Downs
@ UTEP	W 20-9	9/3/83	14	53	283	4-12-0-0	38	65	321	2-1	12-110	30:43	N/A	N/A
New Mexico State		35,211	18	34	80	18-38-2-1	185	72	265	4-2	7-56	29:17	N/A	N/A
@ UTEP	L 10-12	9/10/83	12	61	153	4-15-1-0	76	76	229	1-0	3-30	34:35	N/A	10-22
Idaho State		20,192	9	38	80	8-17-0-0	100	55	180	3-2	9-56	25:25	N/A	3-14
@ UTEP	L 6-20	9/17/83	12	40	89	14-28-2-0	186	68	275	2-2	7-63	30:49	N/A	4-17
Baylor		25,709	22	38	141	15-27-1-1	256	65	397	2-1	9-68	29:11	N/A	2-9
@ UTEP	L 33-41	9/24/83	20	57	320	5-16-2-0	89	73	409	3-2	6-37	32:38	N/A	8-16
San Diego State*		20,181	16	35	97	20-31-1-3	331	66	428	2-0	11-80	27:22	N/A	8-14
UTEP	L 17-49	10/1/83	19	52	207	12-22-0-0	160	74	367	4-1	6-42	28:56	N/A	N/A
@ Wyoming*		21,127	23	62	426	7-13-1-2	84	75	510	4-1	6-53	31:04	N/A	N/A
UTEP	L 11-35	10/8/83	18	52	138	12-23-4-1	166	75	304	1-0	10-113	30:10	N/A	4-13
@ Utah*		25,203	22	54	319	15-27-1-0	150	81	469	4-2	8-85	29:50	N/A	6-12
UTEP	L 25-37	10/15/83	24	54	196	17-25-1-3	208	79	404	2-2	8-48	N/A	N/A	4-16
@ Air Force*		27,474	21	53	361	4-10-0-1	118	63	479	3-2	4-50	N/A	N/A	5-9
@ UTEP	L 15-31	10/22/83	9	28	161	12-25-4-0	68	53	129	1-1	6-52	22:00	N/A	5-14
Colorado State*		15,401	24	59	214	14-19-1-2	145	78	359	2-1	6-40	38:00	N/A	8-16
UTEP	L 24-25	10/29/83	19	54	173	14-22-1-0	177	76	350	6-5	6-27	33:49	N/A	6-15
@ Hawaii*		40,785	22	41	121	19-32-1-1	234	73	355	7-4	4-28	26:11	N/A	5-14
@ UTEP	L 9-31	11/5/83	13	23	65	21-39-2-1	232	62	297	3-1	7-45	26:18	N/A	5-15
#12 BYU*		15,487	25	32	158	32-50-2-3	402	82	560	3-1	6-43	33:42	N/A	N/A
UTEP	L 0-35	11/12/83	9	35	(-18)	12-27-0-0	88	62	70	3-0	7-85	28:03	N/A	0-16
@ New Mexico*		16,412	29	62	349	10-16-2-1	95	78	444	2-2	9-70	31:57	N/A	8-15
@ UTEP	W 40-34	11/19/83	13	69	358	0-3-0-0	0	72	358	2-0	11-103	35:33	N/A	6-18
Weber State		11,500	15	25	66	21-34-0-3	370	59	436	5-4	7-45	24:27	N/A	3-13

* Western Athletic Conference (WAC) game



JOHN HARVEY (1985-88)

YEARLY RESULTS

1984 (2-9, 1-7 WAC/T8th) – Bill Yung, Head Coach

Teams	Score	Date	First Downs	- Rushing - Att.	- Rushing - Yards	-Passing-Com-Att-Int-TD	-Passing-Yards	Plays	Total Offense	Fum.	Pen.	Time Poss.	Avg. Pos.	Third Downs
UTEP	L 17-20	9/1/84	19	48	136	16-32-2-1	227	80	363	5-2	3-30	32:46	N/A	N/A
@ Texas A&M		42,658	17	40	110	16-26-3-2	204	66	314	3-3	6-52	27:14	N/A	N/A
@ UTEP	W 16-14	9/8/84	16	42	184	8-26-2-1	101	68	285	2-1	10-95	27:03	N/A	6-18
Idaho State		35,711	25	36	97	24-52-3-1	346	88	443	3-1	5-62	32:57	N/A	7-19
UTEP	L 2-51	9/15/84	12	33	76	10-30-2-0	118	63	194	3-3	4-45	23:22	N/A	2-13
@ San Diego State*		17,461	24	53	296	13-28-1-0	172	81	468	2-1	12-71	36:38	N/A	11-16
@ UTEP	L 7-34	9/29/84	11	41	106	7-24-1-1	106	65	212	4-3	10-90	24:40	N/A	1-13
New Mexico*		20,000	19	62	264	7-10-0-2	178	72	442	3-1	11-101	35:20	N/A	7-19
UTEP	L 16-27	10/6/84	20	40	175	14-27-1-0	220	67	395	2-1	13-110	29:24	N/A	N/A
@ New Mexico State		22,754	20	52	245	7-16-1-0	133	68	378	0-0	10-103	30:36	N/A	N/A
@ UTEP	L 20-24	10/13/84	25	59	276	8-18-0-0	114	77	390	1-1	5-28	32:45	N/A	N/A
Hawaii*		21,121	22	44	145	15-28-0-0	260	72	405	3-1	6-50	27:15	N/A	N/A
UTEP	L 15-43	10/27/84	17	52	267	11-22-2-1	67	74	334	1-0	10-79	31:06	N/A	8-18
@ Utah*		17,850	25	63	436	3-9-1-1	32	72	468	3-1	8-70	28:54	N/A	4-8
UTEP	L 9-42	11/3/84	21	72	283	6-13-0-0	60	85	343	4-2	7-61	41:03	N/A	N/A
@ #4 BYU*		62,350	20	20	227	19-32-2-4	237	52	464	2-0	11-111	18:57	N/A	N/A
UTEP	L 31-59	11/10/84	17	50	241	10-24-4-2	136	74	377	2-1	9-95	31:23	N/A	2-17
@ Colorado State*		11,284	25	38	144	24-34-2-2	308	72	452	4-2	6-67	28:37	N/A	3-8
@ UTEP	W 35-22	11/17/84	17	63	318	5-11-1-0	74	74	392	3-2	5-37	33:06	N/A	5-13
Wyoming*		10,121	21	56	312	7-18-2-0	113	74	425	3-3	6-60	26:54	N/A	5-15
@ UTEP	L 12-38	11/24/84	19	60	319	3-10-1-0	44	70	363	0-0	7-55	32:44	N/A	5-18
Air Force*		10,210	21	58	575	0-3-0-0	0	61	575	2-1	6-55	27:16	N/A	7-12

* Western Athletic Conference (WAC) game

1985 (1-10, 1-7 WAC/9th) – Bill Yung, Head Coach

Teams	Score	Date	First Downs	- Rushing - Att.	- Rushing - Yards	-Passing-Com-Att-Int-TD	-Passing-Yards	Plays	Total Offense	Fum.	Pen.	Time Poss.	Avg. Pos.	Third Downs
UTEP	L 6-48	8/31/85	15	64	224	8-15-2-0	75	79	293	4-3	12-125	33:43	N/A	9-18
@ Air Force*		38,500	17	52	225	6-8-0-1	150	60	375	5-4	4-30	26:17	N/A	4-10
UTEP	L 23-35	9/7/85	18	45	212	11-19-1-1	165	64	377	0-0	9-62	26:39	N/A	3-11
@ #3 SMU		24,611	27	55	304	14-21-0-1	218	76	522	1-1	8-70	33:21	N/A	9-14
UTEP	L 24-41	9/14/85	17	49	272	15-27-1-0	183	76	455	3-2	3-40	28:22	N/A	3-11
@ Colorado State*		22,781	27	48	286	22-32-0-2	267	80	553	2-2	5-59	31:38	N/A	3-14
@ UTEP	L 20-22	9/21/85	21	49	240	12-15-0-1	121	64	361	6-4	5-65	27:31	N/A	5-11
New Mexico State		26,810	21	31	97	26-41-1-2	349	72	446	1-1	9-105	32:29	N/A	6-15
UTEP	L 19-55	9/28/85	22	59	265	15-27-1-0	179	86	444	4-3	1-5	33:22	N/A	3-14
@ Utah*		30,745	23	38	273	19-32-1-3	278	70	551	0-0	8-65	26:38	N/A	5-12
UTEP	L 24-51	10/12/85	13	40	77	6-19-2-1	96	59	173	6-3	5-29	23:58	N/A	3-14
@ Kent State		10,329	26	62	302	15-25-1-2	291	87	593	4-1	14-129	36:02	N/A	8-17
@ UTEP	W 23-16	10/26/85	15	39	139	8-18-2-1	146	57	285	1-0	12-110	24:08	N/A	4-14
#7 BYU*		22,121	28	55	298	15-35-4-1	151	90	449	2-1	9-70	36:52	N/A	6-14
@ UTEP	L 23-27	11/2/85	20	43	166	14-22-0-2	262	65	428	2-0	4-40	26:36	N/A	6-14
New Mexico*		32,849	31	58	234	15-29-1-1	277	87	511	1-0	5-40	33:24	N/A	9-19
@ UTEP	L 7-23	11/9/85	9	30	43	9-16-2-0	127	46	170	3-1	6-62	20:04	N/A	0-9
Hawaii*		12,910	23	55	193	14-27-0-0	164	82	357	1-0	7-45	39:56	N/A	8-18
UTEP	L 6-34	11/16/85	20	50	101	17-21-0-0	245	71	346	5-1	11-75	34:42	N/A	6-15
@ San Diego State*		10,876	22	38	324	9-21-0-2	180	59	504	1-0	8-67	25:18	N/A	5-9
UTEP	L 21-23	12/7/85	17	38	94	13-23-2-0	161	61	255	1-1	3-85	N/A	N/A	N/A
@ Wyoming&*		19,107	22	64	227	12-25-1-2	141	89	368	2-1	7-56	N/A	N/A	N/A

& Game played at Victorian Football League Park, Melbourne, Australia | * Western Athletic Conference (WAC) game

1986 (4-8, 2-6 WAC/8th) – Bob Stull, Head Coach

Teams	Score	Date	First Downs	- Rushing - Att.	- Rushing - Yards	-Passing-Com-Att-Int-TD	-Passing-Yards	Plays	Total Offense	Fum.	Pen.	Time Poss.	Avg. Pos.	Third Downs
@ UTEP	W 64-29	8/30/86	38	44	227	38-52-2-7	457	102	684	4-3	12-134	34:17	N/A	5-9
Northern Michigan		26,510	17	34	112	16-41-3-3	221	75	333	3-3	7-65	25:43	N/A	4-14
@ UTEP	L 21-23	9/9/86	22	31	81	27-39-2-2	290	70	371	3-3	7-63	27:05	N/A	7-14
Air Force*		42,385	20	72	317	5-12-0-0	47	84	364	2-1	2-18	32:55	N/A	8-19
UTEP	W 47-33	9/13/86	23	39	184	24-38-1-1	300	77	484	2-0	11-104	28:34	N/A	9-17
@ New Mexico State		32,904	31	41	223	20-51-4-3	259	92	482	2-2	6-68	31:26	N/A	7-19
UTEP	L 21-31	9/20/86	13	23	1	16-36-1-1	143	59	144	4-2	15-123	22:37	N/A	1-14
@ Hawaii*		46,427	26	56	198	14-25-1-1	178	81	376	6-3	14-123	37:23	N/A	4-13
UTEP	L 7-69	9/27/86	11	29	(-30)	17-32-4-1	180	61	150	2-2	1-11	25:30	N/A	3-13
@ #15 Iowa		67,500	27	60	371	11-16-1-4	248	76	619	1-1	7-64	34:30	N/A	5-12
UTEP	L 16-26	10/4/86	21	37	139	20-30-2-1	232	67	371	3-2	5-30	26:46	N/A	2-10
@ Tennessee		92,824	22	55	250	14-20-1-0	123	75	373	0-0	6-40	33:14	N/A	8-15
UTEP	L 22-24	10/11/86	29	43	130	28-50-0-2	407	93	537	4-3	13-103	34:01	N/A	10-21
@ New Mexico*		18,170	18	49	230	11-21-2-1	167	70	397	1-1	7-65	25:59	N/A	5-14
@ UTEP	L 10-15	10/18/86	12	30	83	14-24-1-1	165	54	248	1-0	4-45	24:15	N/A	3-12
San Diego State*		40,109	18	50	173	16-25-0-0	183	75	356	1-0	13-100	35:45	N/A	8-18
UTEP	L 13-37	10/25/86	16	38	102	13-29-2-0	190	67	292	2-0	5-50	27:33	N/A	5-17
@ BYU*		64,617	24	46	267	17-30-0-1	228	76	495	0-0	8-66	32:27	N/A	6-15
UTEP	L 12-41	11/8/86	16	35	93	19-34-3-0	207	69	300	0-0	6-30	27:34	N/A	4-16
@ Wyoming*		7,250	32	40	212	29-45-1-4	352	85	581	0-0	5-50	32:26	N/A	12-17
@ UTEP	W 21-19	11/22/86	22	35	127	26-33-2-3	246	68	373	2-0	4-31	27:15	N/A	6-11
Colorado State*		12,467	28	48	218	24-42-3-0	271	90	489	0-0	4-26	32:45	N/A	5-15
@ UTEP	W 55-44	11/29/86	28	34	155	28-39-0-4	402	62	557	6-3	6-39	26:12	N/A	N/A
Utah*		14,567	35	33	115	39-58-0-5	492	72	607	1-1	9-75	33:48	N/A	N/A

* Western Athletic Conference (WAC) game

YEARLY RESULTS

1987 (7-4, 5-3 WAC/4th) – Bob Stull, Head Coach

Teams	Score	Date	First Downs	- Rushing - Att. Yards	-Passing- Com-Att-Int-TD	-Passing- Yards	Plays	Total Offense	Fum.	Pen.	Time Poss.	Avg. Pos.	Third Downs
@ UTEP	W 31-0	9/5/87	19	45 184	15-30-1-2	155	75	339	3-2	6-40	31:48	N/A	10-18
New Mexico State	45,819	16	25	26	25-61-1-0	231	86	257	6-2	4-34	28:12	N/A	6-21
UTEP	W 45-6	9/19/87	19	43 86	23-35-0-3	339	78	425	1-0	10-122	31:44	N/A	6-10
@ Colorado State*	21,472	12	36	29	18-34-0-0	218	70	247	5-4	8-55	28:16	N/A	3-16
@ UTEP	W 37-13	9/26/87	17	43 185	11-27-4-1	156	70	341	2-1	6-35	30:35	N/A	7-16
Hawaii*	46,921	19	42	91	14-38-3-0	216	80	307	3-1	5-55	29:25	N/A	7-18
UTEP	W 34-33	10/10/87	22	41 99	15-24-1-1	256	65	355	1-1	3-30	24:38	N/A	3-11
@ San Diego State*	20,744	23	45	226	21-39-0-2	192	84	418	1-1	9-63	35:22	N/A	9-17
UTEP	L 16-35	10/3/87	19	32 22	27-45-2-0	307	77	329	0-0	8-81	31:24	N/A	9-20
@ #13 Arizona State	70,372	18	50	274	7-13-1-1	108	63	382	4-2	7-66	28:36	N/A	7-12
@ UTEP	W 38-14	10/17/87	25	46 253	15-33-1-2	171	79	424	1-0	5-54	29:35	N/A	8-15
Lamar	49,481	24	51	175	11-28-1-1	142	79	317	3-2	2-18	30:25	N/A	6-16
UTEP	L 7-35	10/24/87	22	44 157	19-34-1-0	150	78	307	1-1	7-71	31:49	N/A	5-7
@ Air Force*	36,922	21	65	449	1-2-1-1	17	67	466	3-2	7-65	28:11	N/A	6-12
@ UTEP	W 34-0	10/31/87	21	57 253	8-17-1-1	156	74	409	4-2	7-45	30:52	N/A	5-12
New Mexico*	32,517	17	35	103	21-41-1-0	183	76	286	5-2	6-40	29:08	N/A	6-19
UTEP	W 30-24	11/7/87	34	59 265	20-36-5-1	340	95	605	1-1	4-27	37:54	N/A	16-21
@ Utah*	21,150	17	30	153	13-29-0-1	189	59	342	4-3	9-100	22:06	N/A	4-11
@ UTEP	L 24-37	11/14/87	12	37 90	16-34-5-3	211	71	301	4-1	7-48	26:55	N/A	5-15
BYU*	47,910	20	49	159	18-32-3-2	249	81	408	5-4	6-70	33:05	N/A	5-14
@ UTEP	L 13-37	11/21/87	21	54 246	8-23-3-0	95	77	373	5-2	3-30	30:13	N/A	11-17
Wyoming*	29,865	25	40	179	23-38-2-2	261	78	440	1-1	3-20	29:47	N/A	8-15

* Western Athletic Conference (WAC) game

1988 (10-3, 6-2 WAC/2nd) – Bob Stull, Head Coach

Teams	Score	Date	First Downs	- Rushing - Att. Yards	-Passing- Com-Att-Int-TD	-Passing- Yards	Plays	Total Offense	Fum.	Pen.	Time Poss.	Avg. Pos.	Third Downs
@ UTEP	W 37-3	9/3/88	16	28 189	11-22-1-1	222	50	411	0-0	7-70	20:03	N/A	1-7
Mankato State	32,148	16	67	288	3-9-1-0	19	86	307	2-0	9-65	38:57	N/A	3-16
@ UTEP	W 48-21	9/10/88	26	50 258	18-28-0-1	201	78	459	2-1	4-40	31:11	N/A	7-13
Weber State	30,790	26	35	125	20-41-2-2	297	76	422	3-1	10-88	28:49	N/A	7-14
UTEP	L 27-31	9/17/88	16	38 107	19-40-3-2	192	78	299	1-0	6-59	29:44	N/A	5-17
@ BYU*	64,099	25	29	64	30-59-2-3	443	88	507	3-3	11-106	30:16	N/A	11-21
UTEP	W 27-24	9/24/88	19	39 131	18-43-0-2	276	82	407	0-0	3-25	29:26	N/A	8-20
@ Tulsa	20,057	26	44	207	25-41-3-2	355	85	562	3-1	3-40	30:34	N/A	6-15
@ UTEP	W 38-28	10/1/88	22	41 300	16-24-0-0	226	65	526	1-0	10-85	23:34	N/A	4-8
Utah*	40,578	39	32	209	41-63-3-3	453	95	662	1-1	8-70	36:26	N/A	6-10
UTEP	W 42-25	10/8/88	22	41 244	19-27-1-3	287	68	531	2-1	5-27	24:48	N/A	5-11
@ Hawaii*	50,000	31	61	245	21-32-3-1	275	93	520	1-1	5-25	35:12	N/A	10-17
@ UTEP	W 34-14	10/15/88	24	51 139	19-33-1-2	254	84	393	1-0	8-60	35:16	N/A	9-17
Colorado State*	45,187	17	33	124	15-30-3-1	157	63	281	4-1	5-35	24:44	N/A	4-11
UTEP	W 37-0	10/22/88	30	50 292	20-33-1-3	279	83	571	1-0	7-64	35:19	N/A	4-13
@ New Mexico*	11,441	14	31	85	11-31-0-0	100	62	185	0-0	3-35	24:41	N/A	3-15
UTEP	W 42-9	10/29/88	15	35 147	16-27-3-2	182	62	329	3-2	10-108	25:27	N/A	6-16
@ New Mexico State	30,061	18	47	128	11-35-4-1	99	82	227	5-1	6-50	34:33	N/A	6-20
UTEP	L 6-51	11/5/88	9	33 96	7-25-0-0	66	58	162	2-2	3-30	20:53	N/A	2-15
@ [10] Wyoming*	32,210	27	52	268	19-27-0-4	239	79	507	2-1	9-65	39:07	N/A	2-10
@ UTEP	W 58-7	11/12/88	27	39 292	15-27-0-1	244	66	536	1-0	11-91	23:57	N/A	7-12
San Diego State*	31,552	23	44	98	25-40-1-1	225	84	323	4-1	5-45	36:03	N/A	8-20
@ UTEP	W 31-24	11/19/88	20	40 219	13-22-1-0	203	62	422	2-1	7-58	22:15	N/A	3-14
Air Force*	35,595	28	81	433	2-5-0-0	24	86	457	7-2	6-49	37:45	N/A	4-9
UTEP	L 18-38	12/23/88	19	38 53	23-44-0-2	308	82	361	3-0	10-95	31:08	N/A	4-18
Southern Mississippi+	20,242	17	41	168	15-26-2-1	157	67	323	2-0	5-45	28:52	N/A	2-12+

1988 Independence Bowl, Shreveport, La. | * Western Athletic Conference (WAC) game



WILLIE FULLER (1985-88)

YEARLY RESULTS



OFFENSIVE LINE (1985-88)

1989 (2-10, 1-7 WAC/8th) – David Lee, Head Coach

Teams	Score	Date	First Downs	- Rushing - Att.	- Rushing - Yards	-Passing-Com-Att-Int-TD	-Passing-Yards	Plays	Total Offense	Fum.	Pen.	Time Poss.	Avg. Pos.	Third Downs
@ UTEP	L 14-23	9/2/89	15	28	52	22-37-2-1	237	65	289	4-2	3-25	24:53	N/A	3-13
Tulsa	38,065		20	49	194	13-29-0-1	212	78	406	5-2	8-65	35:17	N/A	8-17
@ UTEP	L 19-21	9/9/89	26	53	140	25-34-1-0	273	87	413	2-0	7-78	36:03	N/A	4-20
Lamar	36,632		20	27	87	26-46-1-3	407	73	494	5-2	5-45	23:57	N/A	8-17
UTEP	W 29-27	9/16/89	17	49	231	9-27-3-1	121	76	352	1-0	4-20	33:21	N/A	6-17
@ New Mexico State	25,823		19	37	103	25-46-3-3	318	83	421	3-2	8-65	26:39	N/A	8-19
UTEP	L 28-43	9/23/89	23	27	(-28)	25-48-2-3	434	75	406	2-1	7-60	27:17	N/A	4-15
@ Air Force*	43,898		23	66	425	3-9-0-0	41	75	466	2-1	7-80	32:43	N/A	7-16
UTEP	L 7-39	9/30/89	14	34	20	12-29-2-0	145	63	165	0-0	3-30	24:53	N/A	2-14
@ #8 Arkansas	48,240		28	63	366	11-21-0-1	254	84	620	7-3	10-87	35:07	N/A	10-19
@ UTEP	L 45-50	10/7/89	24	37	169	22-42-1-2	388	79	557	2-2	7-60	27:36	N/A	5-15
Utah*	21,337		27	39	200	28-48-2-1	350	87	550	3-1	12-108	32:24	N/A	5-15
@ UTEP	W 26-7	10/14/89	16	50	234	11-21-1-1	205	71	439	0-0	0-0	33:21	N/A	6-17
New Mexico*	21,059		16	28	23	21-42-2-1	221	70	244	3-1	5-40	26:39	N/A	7-17
UTEP	L 24-49	10/21/89	22	34	117	28-51-4-2	328	85	445	2-1	3-30	33:03	N/A	8-19
@ #21 BYU*	65,528		22	34	137	25-32-2-3	464	66	601	6-4	12-120	26:57	N/A	5-11
@ UTEP	L 31-34	10/28/89	18	35	108	16-38-3-2	257	73	365	0-0	5-60	27:16	N/A	3-16
San Diego State*	17,070		32	53	262	20-35-6-1	282	88	544	2-1	4-45	32:44	N/A	4-11
UTEP	L 7-26	11/4/89	12	30	63	15-25-3-1	192	55	255	2-2	2-20	24:36	N/A	1-11
@ Hawaii*	44,752		23	54	272	12-23-2-1	189	77	461	4-2	13-81	35:24	N/A	7-16
@ UTEP	L 0-52	11/11/89	12	28	27	21-41-1-0	191	69	218	1-1	5-55	25:26	N/A	5-14
Colorado State*	28,977		28	64	290	12-19-1-1	189	83	479	2-1	3-35	34:34	N/A	9-13
UTEP	L 10-41	11/18/89	15	31	89	15-32-0-0	218	63	307	5-1	3-19	26:07	U22	3-14
@ Wyoming*	15,624		26	56	282	13-26-0-1	193	82	475	0-0	9-79	33:53	W27	7-17

* Western Athletic Conference (WAC) game

1990 (3-8, 1-7 WAC/9th) – David Lee, Head Coach

Teams	Score	Date	First Downs	- Rushing - Att.	- Rushing - Yards	-Passing-Com-Att-Int-TD	-Passing-Yards	Plays	Total Offense	Fum.	Pen.	Time Poss.	Avg. Pos.	Third Downs
@ UTEP	L 10-30	9/1/90	24	46	88	21-41-1-0	287	87	375	1-0	6-79	31:10	N/A	7-18
16 BYU*	29,033		33	32	166	33-46-2-1	387	78	553	2-1	19-169	28:50	N/A	1-10
@ UTEP	W 27-24	9/8/90	19	49	232	13-27-1-2	149	76	381	0-0	4-40	30:35	N/A	4-13
New Mexico State	28,930		17	39	81	18-35-2-2	158	74	239	1-0	8-65	29:25	N/A	7-17
UTEP	L 0-56	9/15/90	12	32	45	12-27-1-0	103	59	148	4-2	0-0	26:03	U23	3-15
@ #7 Tennessee	95,203		25	54	323	13-20-0-1	187	74	510	0-0	9-93	32:57	T37	8-13
UTEP	L 20-38	9/22/90	20	53	245	12-27-3-0	141	80	386	1-1	7-72	35:02	N/A	7-19
@ Colorado State*	26,541		18	54	290	5-11-1-0	146	65	436	3-2	7-54	24:58	N/A	4-12
@ UTEP	W 17-10	9/29/90	15	37	95	11-20-0-2	181	57	276	6-3	3-20	25:29	N/A	8-14
Sam Houston State	21,801		16	41	171	11-28-0-0	122	69	293	1-0	6-60	34:31	N/A	4-15
UTEP	L 28-48	10/6/90	14	32	81	11-23-2-0	137	55	218	4-2	9-78	20:52	U48	1-10
@ New Mexico*	17,932		31	60	282	21-32-0-3	284	92	566	8-2	13-122	39:08	N51	10-16
@ UTEP	W 12-10	10/13/90	16	44	119	14-24-0-0	123	68	242	2-2	7-45	30:02	N/A	5-15
Hawaii*	16,121		20	45	171	14-32-2-1	139	77	310	1-1	5-41	29:58	N/A	6-15
UTEP	L 23-37	10/20/90	19	39	89	17-36-3-2	299	75	388	2-1	7-59	30:09	U24	4-19
@ Utah*	26,262		23	41	145	20-35-2-3	282	76	427	2-0	7-80	29:51	U29	4-14
@ UTEP	L 10-17	10/27/90	18	33	51	22-44-0-1	244	77	295	2-1	3-20	26:43	N/A	4-17
Wyoming*	16,694		20	43	114	15-33-2-0	173	76	287	1-0	7-60	33:17	N/A	4-16
@ UTEP	L 13-14	11/17/90	17	24	23	32-48-0-1	364	72	390	1-0	4-40	31:55	N/A	6-16
Air Force*	30,274		16	56	258	2-11-0-0	24	67	282	1-1	4-21	28:05	N/A	4-16
UTEP	L 31-58	11/24/90	22	20	8	24-44-2-2	299	64	307	0-0	5-25	24:01	N/A	2-11
@ San Diego State*	13,927		35	48	221	31-47-0-2	467	95	688	1-0	9-121	35:59	N/A	8-16

* Western Athletic Conference (WAC) game

T YEARLY RESULTS



REGGIE BARRETT (1987-90)

1991 (4-7-1, 2-5-1 WAC/9th) – David Lee, Head Coach

Teams	Score	Date	First Downs	- Rushing - Att.	- Rushing - Yards	-Passing-Com-Att-Int-TD	-Passing-Yards	Plays	Total Offense	Fum.	Pen.	Time Poss.	Avg. Pos.	Third Downs
@ UTEP	W 35-19	8/31/91	23	62	349	12-23-0-1	153	85	502	5-3	6-42	34:53	N/A	9-17
New Mexico*		40,319	19	24	53	23-51-2-2	350	75	403	3-2	3-26	25:07	N/A	4-17
UTEP	L 7-27	9/7/91	13	46	125	7-16-2-1	67	62	192	0-0	4-32	31:30	U32	6-15
@ Baylor		35,127	20	46	280	8-15-0-0	90	61	170	2-1	4-40	28:30	B36	9-15
UTEP	W 22-21	9/14/91	16	42	106	14-24-0-2	210	42	106	2-1	3-35	26:51	U31	8-15
@ New Mexico State		30,341	24	38	169	22-35-2-3	242	38	169	3-1	8-72	33:09	N27	8-15
@ UTEP	W 14-0	9/21/91	16	48	191	7-17-1-0	61	65	275	5-2	4-25	29:01	N/A	5-16
Northwestern State		30,655	13	39	33	14-27-2-0	159	66	192	0-0	6-36	30:59	N/A	3-16
UTEP	T 28-28	9/28/91	16	41	146	12-23-0-3	221	64	367	1-0	5-48	28:07	N/A	7-16
@ Wyoming*		16,135	26	43	204	22-31-0-1	281	74	485	4-3	5-26	32:53	N/A	9-16
@ UTEP	L 18-23	10/5/91	13	42	203	9-19-1-0	83	61	286	2-0	6-57	24:58	N/A	3-14
Colorado State*		39,764	22	52	173	16-24-1-1	172	76	345	3-1	0-0	35:02	N/A	5-14
UTEP	L 29-31	10/12/91	15	44	180	12-40-1-2	241	84	421	5-1	3-20	31:08	N/A	2-18
@ BYU*		65,803	22	36	38	22-39-2-3	378	75	416	2-2	8-67	28:52	N/A	3-14
@ UTEP	L 21-28	10/19/91	15	44	210	12-24-0-2	173	68	383	2-0	3-25	24:21	N/A	4-14
San Diego State*		25,342	26	49	173	21-34-0-2	296	83	469	2-1	4-20	35:39	N/A	13-20
UTEP	L 13-20	10/26/91	18	38	103	17-32-0-0	279	70	382	6-2	5-25	26:39	N/A	6-17
@ Air Force*		38,975	19	64	238	5-13-0-1	118	77	356	1-0	6-58	33:21	N/A	7-18
UTEP	W 41-24	11/9/91	20	51	169	16-24-0-1	290	75	459	4-1	2-10	33:55	N/A	8-17
@ Hawaii*		40,356	18	39	190	8-29-2-0	148	68	338	3-2	3-23	26:05	N/A	7-15
@ UTEP	L 9-10	11/16/91	17	36	173	13-29-3-0	218	65	391	1-0	5-45	26:39	N/A	6-14
Utah*		23,952	18	48	211	16-27-0-1	166	75	377	0-0	11-70	33:21	N/A	5-15
@ UTEP	L 17-21	11/23/91	14	34	153	13-28-0-0	179	62	332	2-2	6-60	22:57	N/A	3-13
Louisiana Tech		16,123	23	58	250	9-21-2-0	117	79	367	1-0	8-85	37:03	N/A	3-12

* Western Athletic Conference (WAC) game

1992 (1-10, 1-7 WAC/10th) – David Lee, Head Coach

Teams	Score	Date	First Downs	- Rushing - Att.	- Rushing - Yards	-Passing-Com-Att-Int-TD	-Passing-Yards	Plays	Total Offense	Fum.	Pen.	Time Poss.	Avg. Pos.	Third Downs
@ UTEP	L 28-38	9/5/92	22	50	146	23-33-1-0	269	83	415	4-1	8-50	32:28	N/A	11-16
BYU*		46,905	22	38	165	17-28-2-3	302	66	467	0-0	4-26	27:32	N/A	4-11
UTEP	L 17-19	9/12/92	17	50	236	8-22-1-0	76	72	312	4-2	2-30	32:11	N/A	6-16
@ UNLV		15,176	15	42	184	7-14-1-0	87	56	271	4-2	7-50	27:49	N/A	1-9
@ UTEP	L 24-30	9/19/92	21	55	198	11-22-1-1	168	77	366	1-1	1-5	32:05	N/A	6-17
New Mexico State		38,911	22	32	88	23-40-1-2	398	72	486	2-0	5-50	27:55	N/A	6-11
@ UTEP	L 22-28	10/3/92	23	43	189	21-40-1-0	213	83	402	3-0	8-67	32:46	N/A	10-17
Air Force*		29,103	11	46	119	2-4-0-1	48	50	167	1-0	7-32	27:14	N/A	6-12
UTEP	L 24-42	10/10/92	26	50	270	13-27-0-0	180	77	450	0-0	2-20	31:29	N/A	5-13
@ Colorado State*		15,407	26	46	316	13-20-0-4	231	66	547	1-0	3-28	28:31	N/A	9-12
UTEP	L 27-49	10/17/92	24	47	150	18-41-2-2	244	88	394	4-0	3-15	35:46	N/A	7-20
@ San Diego State*		N/A	23	36	222	19-34-0-4	372	70	594	0-0	4-46	24:14	N/A	6-13
UTEP	W 20-13	10/24/92	14	47	209	4-15-1-0	121	62	330	0-0	7-50	29:51	N/A	3-14
@ Utah*		27,802	16	36	134	17-36-2-0	192	72	326	1-1	8-80	30:09	N/A	6-17
@ UTEP	L 21-41	10/31/92	19	38	99	16-31-0-1	186	69	285	6-1	2-15	28:24	N/A	3-13
Hawaii*		20,734	30	66	447	11-19-1-2	190	85	637	3-2	3-20	31:36	N/A	7-14
UTEP	L 39-48	11/7/92	22	54	300	9-15-1-0	127	69	427	3-1	5-58	30:17	N/A	4-9
@ Tulsa		19,624	27	49	210	18-31-0-2	294	80	504	1-1	4-25	29:43	N/A	9-16
UTEP	L 14-35	11/14/92	19	44	153	12-29-0-0	109	73	262	2-0	6-45	29:30	N/A	7-17
@ New Mexico*		14,712	20	44	144	17-25-0-2	316	69	460	1-0	6-64	30:30	N/A	5-13
@ UTEP	L 18-43	11/28/92	22	45	172	19-31-2-0	218	76	390	0-0	5-55	32:17	N/A	5-13
#25 Fresno State*		15,000	26	40	280	13-23-2-2	257	63	537	1-0	5-36	27:43	N/A	3-6

* Western Athletic Conference (WAC) game

YEARLY RESULTS

1993 (1-11, 0-8 WAC/10th) – David Lee/Charlie Bailey[^], Head Coach

Teams	Score	Date	First Downs	- Rushing - Att.	- Rushing - Yards	-Passing- Com-Att-Int-TD	-Passing- Yards	Plays	Total Offense	Fum.	Pen.	Time Poss.	Avg. Pos.	Third Downs
UTEP	L 6-24	9/4/93	11	33	(-8)	14-35-2-0	161	68	153	0-0	9-97	27:33	N/A	3-19
@ #14 Arizona		44,414	17	46	116	13-24-2-2	135	70	251	3-2	5-58	32:27	N/A	10-16
@ UTEP	W 41-24	9/11/93	21	71	319	5-16-1-0	85	87	404	1-0	4-40	36:20	N/A	8-18
UNLV		39,612	19	31	141	12-29-3-3	248	60	389	1-1	9-69	23:40	N/A	1-9
UTEP	L 14-31	9/18/93	16	32	90	17-31-2-2	244	63	334	3-0	4-37	26:52	U27	3-15
@ New Mexico State		31,839	21	41	195	19-32-2-3	321	73	516	0-0	10-83	33:08	N30	10-16
UTEP	L 0-52	9/25/93	11	34	81	13-26-2-0	111	60	192	5-4	5-28	27:10	N/A	2-12
@ Hawaii*		40,388	16	60	326	6-8-0-0	90	68	416	1-0	7-59	32:50	N/A	9-15
UTEP	L 39-45	10/2/93	20	46	212	14-25-1-2	192	71	404	2-2	6-44	29:20	N/A	5-14
@ #16 North Carolina		49,000	26	56	265	13-17-2-1	170	73	435	2-1	2-10	30:40	N/A	7-13
@ UTEP	L 26-33	10/9/93	19	53	275	6-17-1-1	140	70	415	1-1	6-50	33:38	N/A	5-14
Wyoming*		34,263	22	27	72	26-42-0-3	422	69	494	1-1	4-25	26:22	N/A	4-13
@ UTEP	L 29-45	10/16/93	16	36	122	10-26-0-2	213	62	335	2-0	5-42	24:15	N/A	4-14
Utah*		33,639	28	48	260	22-32-1-3	316	80	576	2-2	11-88	35:45	N/A	5-12
UTEP	L 10-31	10/30/93	17	36	92	12-24-1-1	155	60	247	2-0	7-60	27:58	N/A	4-13
@ Air Force*		24,472	24	67	292	3-6-0-1	73	73	365	2-1	5-45	32:02	N/A	6-13
UTEP	L 10-30	11/6/93	20	54	209	8-17-1-1	97	71	306	4-3	5-25	32:54	U16	6-14
@ Fresno State*		34,265	25	36	260	17-24-0-2	227	60	487	0-0	5-41	27:06	F34	5-8
@ UTEP	L 0-54	11/13/93	22	44	179	15-32-3-0	173	76	352	4-3	4-36	32:35	N/A	6-17
Colorado State*		11,225	17	41	297	10-22-0-3	144	63	441	0-0	9-100	27:25	N/A	7-14
@ UTEP	L 29-35	11/20/93	20	61	350	6-14-0-0	70	75	420	2-1	8-92	32:31	N/A	6-15
New Mexico*		15,147	23	40	127	18-28-1-4	259	68	386	3-1	3-36	27:29	N/A	2-11
UTEP	L 16-47	11/27/93	15	47	147	10-21-0-0	96	68	243	3-0	2-25	27:56	N/A	6-16
@ BYU*		63,649	23	45	203	20-30-2-1	288	75	491	2-0	11-94	32:04	N/A	8-13

[^] Lee was head coach for the season's first seven games (1-6); Bailey was head coach for the season's last five games (0-5)

* Western Athletic Conference (WAC) game

1994 (3-7-1, 1-6-1 WAC/9th) – Charlie Bailey, Head Coach

Teams	Score	Date	First Downs	- Rushing - Att.	- Rushing - Yards	-Passing- Com-Att-Int-TD	-Passing- Yards	Plays	Total Offense	Fum.	Pen.	Time Poss.	Avg. Pos.	Third Downs
UTEP	L 13-36	9/3/94	10	31	91	8-26-0-0	114	57	205	4-4	3-25	22:29	N/A	1-13
@ Wyoming*		20,050	28	59	362	17-31-1-3	264	90	626	4-1	11-116	37:31	N/A	5-14
@ UTEP	W 22-20	9/10/94	22	63	266	8-14-1-1	144	77	410	1-1	9-78	33:51	N/A	5-13
Eastern Illinois		28,229	11	32	53	10-15-0-0	199	47	252	1-1	4-35	26:09	N/A	2-10
@ UTEP	L 22-23	9/17/94	16	54	212	6-11-0-1	62	65	274	4-1	5-48	32:40	N/A	7-15
New Mexico State		40,260	20	43	161	18-32-2-2	238	75	399	5-2	9-80	27:20	N/A	6-14
UTEP	L 7-47	9/24/94	11	25	80	13-30-2-0	143	55	223	1-0	3-25	21:42	N/A	4-14
Air Force&*		22,889	26	63	481	9-20-0-0	219	83	700	0-0	6-34	33:12	N/A	10-17
@ UTEP	W 34-27	10/1/94	22	55	297	6-18-0-2	174	73	471	5-3	8-55	32:26	N/A	3-12
Hawaii*		21,258	19	50	244	7-14-0-1	119	64	363	9-6	10-82	27:34	N/A	4-11
UTEP	W 24-17	10/8/94	18	49	201	14-26-1-0	205	75	406	1-1	9-70	29:28	N/A	8-18
@ Tulsa		17,127	23	36	168	24-43-1-0	243	79	411	2-2	1-15	30:32	N/A	3-14
UTEP	L 9-47	10/15/94	10	31	23	11-30-1-0	116	61	139	4-1	3-33	22:31	N/A	1-14
@ #15 Colorado State*		27,837	29	51	335	16-36-0-2	250	87	585	3-1	10-82	37:29	N/A	6-16
@ UTEP	L 28-34	10/22/94	15	36	99	10-23-1-3	227	59	326	0-0	8-47	23:57	N/A	3-13
BYU*		38,135	28	44	206	26-39-2-3	330	83	536	0-0	14-130	36:03	N/A	7-15
UTEP	L 7-52	10/29/94	17	35	104	16-35-3-1	184	70	288	1-0	4-35	28:45	N/A	5-15
@ #12 Utah*		32,620	28	38	227	26-37-1-3	401	75	628	2-1	5-50	31:15	N/A	9-14
@ UTEP	T 30-30	11/12/94	23	54	298	10-29-2-1	208	83	506	5-1	9-54	36:16	N/A	9-18
Fresno State*		15,328	17	32	108	16-30-3-2	248	62	356	1-1	4-47	23:44	N/A	4-11
UTEP	L 21-25	11/19/94	25	56	309	9-21-1-0	89	77	398	1-1	6-35	36:06	N/A	7-15
@ New Mexico*		19,472	26	45	224	15-35-1-2	244	80	468	1-1	3-31	23:54	N/A	8-16

& Game played at the Alamodome, San Antonio, Texas | * Western Athletic Conference (WAC) game



ROCKY PEREZ (1997-2000)

YEARLY RESULTS

1995 (2-10, 1-7 WAC/10th) – Charlie Bailey, Head Coach

Teams	Score	Date	First Downs	- Rushing - Att.	- Rushing - Yards	- Passing- Com-Att-Int-TD	- Passing- Yards	Plays	Total Offense	Fum.	Pen.	Time Poss.	Avg. Pos.	Third Downs
UTEP	L 17-45	9/2/95	24	31	58	22-39-3-2	269	70	327	4-2	7-63	26:56	U25	3-13
@ New Mexico State	29,921	29,921	25	42	179	17-28-1-4	308	70	487	1-1	12-163	33:04	N38	6-14
UTEP	L 20-45	9/9/95	14	34	141	9-25-1-1	78	59	219	0-0	8-66	23:49	U30	3-15
@ Arizona State	43,089	43,089	31	57	343	16-29-3-4	237	86	580	1-0	8-77	36:11	A36	8-16
@ UTEP	W 34-24	9/16/95	28	57	346	11-23-1-0	167	80	513	0-0	4-25	41:23	N/A	5-12
Valdosta State	28,737	28,737	20	13	35	34-50-1-1	360	63	395	0-0	13-80	18:37	N/A	5-13
UTEP	L 21-42	9/23/95	19	40	185	16-30-1-1	128	70	313	4-1	6-44	24:56	N/A	8-17
@ Hawaii*	38,688	38,688	25	55	375	8-16-1-1	90	71	465	1-0	8-71	35:04	N/A	7-12
@ UTEP	L 21-34	9/30/95	13	31	91	19-38-0-1	244	69	335	1-0	7-32	23:52	N/A	6-17
Utah*	19,254	19,254	29	50	207	21-37-0-2	280	87	487	4-3	3-31	36:08	N/A	9-17
UTEP	L 46-56	10/7/95	29	52	307	20-30-0-5	288	82	595	3-3	6-46	31:29	N/A	9-14
@ Air Force*	40,046	40,046	28	53	420	7-13-0-1	130	66	550	1-1	3-30	28:31	N/A	6-11
@ UTEP	L 28-38	10/14/95	18	43	176	9-21-2-1	101	64	277	1-1	10-78	27:28	N/A	4-12
Tulsa	19,931	19,931	21	56	258	12-21-0-0	163	77	421	4-3	4-36	32:20	N/A	7-16
@ UTEP	L 16-45	10/28/95	22	35	157	30-48-5-2	315	83	472	5-2	7-56	33:14	N/A	6-18
San Diego State*	13,720	13,720	25	45	318	15-29-1-2	188	74	506	2-2	5-39	26:01	N/A	4-13
UTEP	L 10-56	11/4/95	12	39	107	9-18-2-1	97	57	204	3-3	4-28	29:19	N/A	4-14
@ Colorado State*	22,013	22,013	18	53	232	11-20-0-3	263	73	495	4-2	11-75	30:41	N/A	6-13
UTEP	L 14-47	11/11/95	18	30	68	19-46-1-1	230	76	298	1-0	5-30	25:11	N/A	6-17
@ Fresno State*	30,274	30,274	30	46	231	22-32-0-5	412	78	643	1-1	4-48	34:49	N/A	6-12
@ UTEP	W 17-12	11/18/95	21	54	196	12-19-0-1	166	73	362	1-1	8-67	34:33	N/A	7-16
New Mexico*	13,837	13,837	21	36	134	19-30-0-0	208	66	342	3-1	4-44	25:27	N/A	1-11
@ UTEP	L 19-42	11/25/95	24	37	111	27-46-2-1	326	83	437	2-2	5-45	32:14	N/A	6-16
Wyoming*	31,383	31,383	22	46	158	15-24-1-4	308	70	466	4-2	1-5	26:31	N/A	8-14

* Western Athletic Conference (WAC) game

1996 (2-9, 0-8 WAC/8th Mountain Division) – Charlie Bailey, Head Coach

Teams	Score	Date	First Downs	- Rushing - Att.	- Rushing - Yards	- Passing- Com-Att-Int-TD	- Passing- Yards	Plays	Total Offense	Fum.	Pen.	Time Poss.	Avg. Pos.	Third Downs
UTEP	L 3-23	8/31/96	6	26	50	10-23-2-0	116	49	166	2-0	2-20	22:35	N/A	3-14
@ Arizona	40,388	40,388	20	56	195	13-23-1-1	109	79	304	1-0	1-12	37:25	N/A	4-17
@ UTEP	W 14-7	9/14/96	17	50	178	6-9-0-2	73	59	251	1-1	3-20	31:48	N/A	7-15
New Mexico State	31,654	31,654	17	38	119	12-25-0-1	189	63	308	0-0	6-52	27:43	N/A	7-15
UTEP	L 25-26	9/21/96	16	47	135	14-33-3-1	226	80	361	0-0	7-82	36:16	U24	6-18
@ San Jose State*	10,433	10,433	18	19	46	22-43-0-1	280	62	326	5-2	7-73	23:44	S36	6-16
UTEP	W 37-6	9/28/96	26	69	292	12-15-0-1	139	84	431	6-2	5-50	37:37	N/A	10-19
@ Northern Illinois	10,229	10,229	7	24	11	12-28-2-0	137	52	148	3-1	3-26	22:23	N/A	2-14
@ UTEP	L 27-34	10/5/96	16	48	183	10-26-1-1	124	74	307	2-2	8-84	33:55	N/A	5-16
Utah*	28,271	28,271	18	35	207	15-31-1-1	155	66	362	1-1	7-53	26:05	N/A	4-12
UTEP	L 0-18	10/12/96	7	30	85	14-24-2-0	52	54	137	0-0	5-25	24:49	U27	4-15
@ TCU*	25,384	25,384	19	41	153	14-28-1-0	156	69	309	3-0	6-37	35:11	T33	7-15
@ UTEP	L 21-48	10/26/96	13	21	27	21-42-1-3	225	63	252	1-1	3-15	21:29	U29	3-13
Rice*	19,336	19,336	22	67	415	2-4-0-0	13	71	428	0-0	4-20	38:31	R43	6-15
UTEP	L 18-40	11/2/96	16	42	143	16-31-2-1	175	73	318	3-0	8-90	32:48	N/A	9-20
@ #13 BYU*	64,988	64,988	21	33	164	24-33-3-2	232	66	396	5-1	4-49	27:12	N/A	5-11
@ UTEP	L 0-30	11/9/96	16	47	95	13-22-1-0	136	69	231	5-2	5-30	33:48	U24	5-14
SMU*	14,590	14,590	13	41	269	6-12-0-0	49	53	318	1-1	7-67	26:12	S45	4-11
@ UTEP	L 21-38	11/16/96	15	41	215	10-28-0-2	150	69	365	2-2	4-33	26:44	N/A	4-14
Tulsa*	14,293	14,293	28	58	320	14-24-0-3	182	82	502	4-2	7-65	33:16	N/A	7-17
UTEP	L 17-44	11/23/96	20	31	72	25-49-2-1	206	80	278	3-2	4-23	30:47	U32	9-20
@ New Mexico*	19,510	19,510	20	51	244	8-18-0-0	90	69	334	4-2	3-17	29:13	N43	5-14

* Western Athletic Conference (WAC) game



PAUL SMITH (1996-1999)

YEARLY RESULTS

1997 (4-7, 3-5 WAC/6th Mountain Division) – Charlie Bailey, Head Coach

Teams	Score	Date	First Downs	- Rushing - Att.	Yards	-Passing- Com-Att-Int-TD	-Passing- Yards	Plays	Total Offense	Fum.	Pen.	Time Poss.	Avg. Pos.	Third Downs
UTEP	L 3-55	9/6/97	17	41	142	12-36-3-0	101	77	243	6-3	11-70	33:50	U25	3-17
@ #10 LSU		80,015	20	37	192	17-23-1-1	248	60	440	6-3	13-112	26:10	L48	3-9
@ UTEP	L 20-38	9/13/97	17	26	22	16-38-2-3	260	64	282	1-1	6-31	22:51	U18	6-14
New Mexico*		19,857	24	54	360	11-19-1-1	138	73	498	1-1	7-70	37:09	N47	8-14
UTEP	L 3-56	9/20/97	16	38	106	12-32-3-0	142	70	248	5-1	6-60	28:45	U24	6-15
@ Utah*		28,820	23	45	266	17-18-0-6	317	63	583	0-0	8-59	31:15	U39	7-12
@ UTEP	W 24-16	9/27/97	28	67	239	13-26-0-1	142	94	381	3-2	7-56	38:02	U36	6-17
New Mexico State		21,779	18	26	128	16-36-2-2	190	62	318	2-1	8-50	21:58	N25	4-12
UTEP	L 7-39	10/4/97	14	32	91	10-32-0-0	142	64	233	2-1	9-73	24:30	N/A	6-16
@ Clemson		62,000	22	44	169	18-28-0-4	241	72	410	1-0	7-63	35:30	N/A	9-16
UTEP	W 33-18	10/11/97	20	56	305	12-19-1-1	187	75	492	1-0	5-45	34:39	U25	7-16
@ Tulsa*		16,830	19	35	117	13-32-0-0	159	67	276	2-1	11-87	25:21	T33	4-13
@ UTEP	L 7-10	10/18/97	18	50	142	12-33-2-0	118	83	260	1-0	7-47	35:09	U29	8-24
San Jose State*		25,908	7	30	97	11-24-2-0	71	54	168	1-1	6-30	24:51	S38	3-15
@ UTEP	W 14-3	11/1/97	16	56	120	9-15-0-0	136	71	256	1-0	12-60	36:43	U31	2-15
#25 BYU*		18,630	8	20	0	17-32-3-0	226	52	226	1-1	7-77	23:17	B30	2-12
UTEP	L 14-28	11/8/97	18	40	102	22-35-2-2	256	75	358	1-0	6-40	32:54	N/A	N/A
@ SMU*		21,280	11	43	219	3-4-0-0	90	47	309	1-1	3-11	27:06	N/A	N/A
@ UTEP	W 24-17	11/15/97	14	51	139	8-24-2-0	92	75	231	2-0	2-16	35:20	U39	6-19
TCU*		16,247	10	33	36	12-26-0-1	232	59	268	6-5	6-50	24:40	T29	1-14
UTEP	L 13-31	11/22/97	21	42	89	20-37-0-0	278	79	367	2-0	8-60	33:33	U23	7-19
@ Rice*		18,014	16	48	229	2-5-1-0	114	53	343	1-0	2-23	26:27	R30	4-11

* Western Athletic Conference (WAC) game

1998 (3-8, 3-5 WAC/T5th Pacific Division) – Charlie Bailey, Head Coach

Teams	Score	Date	First Downs	- Rushing - Att.	Yards	-Passing- Com-Att-Int-TD	-Passing- Yards	Plays	Total Offense	Fum.	Pen.	Time Poss.	Avg. Pos.	Third Downs
UTEP	L 3-35	9/5/98	12	34	121	11-25-3-0	180	59	301	1-1	9-55	30:20	U21	1-12
@ Texas Tech		41,087	22	56	324	12-22-0-1	194	78	518	1-1	11-81	29:40	T37	11-19
@ UTEP	L 26-33	9/12/98	19	43	244	14-28-0-1	182	71	426	2-1	4-22	31:43	U24	6-15
#24 Oregon		25,906	21	34	157	18-34-1-2	320	68	477	0-0	12-78	28:17	O28	5-14
UTEP	L 24-33	9/26/98	14	44	283	7-16-1-1	52	60	335	3-2	12-101	22:49	U41	5-12
@ New Mexico State		32,993	26	57	266	9-17-1-1	184	74	450	1-0	6-47	37:11	N26	9-18
@ UTEP	L 17-20	10/3/98	21	34	83	26-33-0-1	332	67	415	1-0	4-34	29:30	U27	7-15
Colorado State*		19,003	23	48	288	16-26-1-0	171	74	459	2-1	7-36	30:30	C25	7-13
UTEP	W 22-19	10/10/98	28	42	212	20-34-2-1	225	76	437	1-1	6-56	29:06	U27	7-15
@ New Mexico*		29,812	20	39	155	19-25-0-2	316	64	471	1-1	6-65	30:54	N31	8-14
@ UTEP	W 28-21	10/17/98	26	59	290	13-32-1-0	111	91	401	0-0	7-60	36:02	U33	7-18
San Jose State*		21,300	20	25	141	21-44-2-2	305	69	446	1-1	7-46	23:58	S25	2-13
UTEP	L 6-32	10/24/98	16	35	92	16-39-0-0	139	74	231	2-1	3-23	32:12	U27	6-20
@ Fresno State*		39,881	14	44	271	11-22-0-2	126	66	397	0-0	10-106	27:48	F27	3-14
@ UTEP	W 30-13	10/31/98	23	55	248	15-31-0-2	173	86	421	3-2	5-25	36:18	U38	9-17
Hawaii*		15,207	10	46	236	2-8-3-0	33	54	269	1-0	4-34	23:42	H28	4-13
UTEP	L 27-34	11/7/98	17	36	53	20-46-2-2	346	82	399	1-0	4-30	30:12	U31	3-17
@ Utah		37,812	19	44	253	17-32-2-2	214	76	467	5-3	5-42	29:48	U35	5-16
@ UTEP	L 14-31	11/14/98	13	32	73	14-26-1-1	254	58	327	1-1	4-44	25:34	U24	5-15
BYU*		19,307	25	45	259	17-25-1-2	185	70	444	1-1	5-40	34:26	B36	9-14
UTEP	L 29-34	11/21/98	26	30	138	31-46-0-3	281	76	419	1-0	2-10	29:00	N/A	4-14
@ San Diego State*		22,365	22	41	205	18-29-0-2	267	70	472	0-0	7-48	31:00	N/A	11-15

* Western Athletic Conference (WAC) game



BRIAN YOUNG (1996-1999)

YEARLY RESULTS

1999 (5-7, 3-4 WAC/6th) – Charlie Bailey, Head Coach

Teams	Score	Date	First Downs	- Rushing - Att. Yards	-Passing- Com-Att-Int-TD	-Passing- Yards	Plays	Total Offense	Fum.	Pen.	Time Poss.	Avg. Pos.	Third Downs
@ UTEP	W 13-10	9/4/99	20	46 105	18-29-1-1	165	75	270	4-2	4-22	36:51	U18	8-18
New Mexico		41,136	11	28 77	13-23-1-0	102	51	179	0-0	4-50	23:09	N44	2-12
UTEP	L 28-47	9/11/99	17	34 158	20-34-1-1	271	68	429	1-1	6-58	31:25	U22	3-12
@ Oregon		40,938	23	39 195	15-27-3-0	228	66	423	2-0	8-52	28:35	O43	5-12
UTEP	L 7-40	9/18/99	13	26 66	18-41-1-1	181	67	247	3-0	10-63	26:49	U23	4-17
@ #16 Kansas State		50,923	20	47 193	12-23-2-2	265	70	458	1-0	11-95	33:11	K41	5-14
@ UTEP	W 54-23	9/25/99	20	46 229	13-25-3-1	276	71	505	0-0	5-35	32:39	U41	7-15
New Mexico State		52,247	20	46 130	10-19-0-0	130	65	260	3-3	11-64	27:21	N35	4-13
UTEP	L 3-33	10/2/99	11	39 84	9-19-0-3	89	58	173	2-0	6-34	30:20	U22	3-13
@ Hawaii*		39,021	24	25 160	31-51-2-2	372	76	532	2-1	11-80	29:40	H43	6-14
@ UTEP	W 42-28	10/9/99	26	43 150	26-35-2-0	333	78	483	4-1	4-50	32:27	S31	5-15
SMU*		38,257	22	44 204	13-32-0-4	184	76	388	2-1	7-40	27:33	U32	2-12
UTEP	L 21-34	10/16/99	19	32 115	20-30-2-1	266	62	381	1-0	6-45	26:55	U21	2-10
@ Arizona		47,776	21	52 396	11-19-1-1	157	71	553	2-1	10-77	33:05	A29	8-13
UTEP	L 23-24	10/23/99	30	51 147	26-45-1-0	301	96	448	4-3	3-15	38:42	U25	13-22
@ Fresno State*		36,405	14	29 87	15-28-3-0	224	57	311	3-1	11-85	21:18	F30	3-12
@ UTEP	W 42-26	10/30/99	23	46 241	19-28-3-0	215	74	456	2-0	9-55	32:51	U32	8-17
San Jose State*		25,107	14	32 90	14-36-1-3	225	68	315	1-0	13-100	27:09	S26	5-15
@ UTEP	L 19-43	11/6/99	22	35 137	19-33-2-5	306	68	443	3-1	7-64	25:1	U24	4-10
Tulsa*		25,527	24	49 184	17-28-1-1	205	77	389	0-0	7-51	34:50	T35	5-13
UTEP	W 30-29	11/13/99	28	31 110	31-45-2-2	360	76	470	2-1	6-45	29:49	U27	11-15
@ Rice*		18,235	16	51 302	5-13-0-1	71	64	373	0-0	6-60	30:11	R32	7-14
UTEP	L 24-52	11/20/99	21	28 38	28-43-1-2	384	71	422	1-1	5-55	27:30	U28	3-12
@ TCU*		21,218	22	61 475	4-8-0-1	31	69	506	3-2	10-69	32:30	T41	8-12

* Western Athletic Conference (WAC) game

2000 (8-4, 7-1 WAC/T1st) – Gary Nord, Head Coach

Teams	Score	Date	First Downs	- Rushing - Att. Yards	-Passing- Com-Att-Int-TD	-Passing- Yards	Plays	Total Offense	Fum.	Pen.	Time Poss.	Avg. Pos.	Third Downs
UTEP	L 14-55	9/2/00	19	38 125	21-42-2-1	217	80	342	6-5	7-67	33:11	U24	3-16
@ #19 Oklahoma		74,761	18	33 122	19-39-1-2	287	72	409	3-2	9-70	26:49	O49	5-15
@ UTEP	W 37-20	9/9/00	20	47 204	13-19-0-3	206	66	410	0-0	8-74	33:01	U35	5-14
SMU*		31,483	22	24 75	22-46-2-2	420	70	495	1-0	10-91	26:59	S19	4-13
UTEP	L 17-45	9/16/00	19	37 82	19-31-1-2	218	68	300	0-0	8-58	31:02	U25	7-16
@ Texas A&M		69,184	25	40 236	18-29-1-1	178	69	414	1-0	6-67	28:58	T42	9-14
@ UTEP	W 39-7	9/23/00	25	47 140	18-34-1-4	265	81	405	4-3	4-20	34:11	U43	7-17
Hawaii*		36,637	15	25 53	15-50-2-0	211	75	264	4-1	15-90	25:49	H23	7-19
@ UTEP	W 41-31	9/30/00	26	45 228	16-28-0-2	237	73	465	2-1	5-43	30:45	U35	3-10
New Mexico State		50,068	23	44 355	13-29-1-2	153	73	508	4-2	13-93	29:15	N27	6-15
UTEP	W 40-7	10/7/00	21	40 264	17-23-0-3	204	72	468	4-1	10-75	32:57	U38	6-14
@ Tulsa*		18,689	14	26 6	19-36-2-0	237	62	243	3-2	5-30	27:03	T29	5-15
UTEP	W 47-30	10/14/00	24	50 186	21-36-1-3	292	86	478	1-0	6-51	36:28	U38	10-18
@ San Jose State*		13,274	17	26 218	16-35-1-0	166	61	384	0-0	12-92	23:32	S30	1-9
@ UTEP	W 23-13	10/21/00	22	44 157	20-29-1-1	212	73	369	1-0	6-41	32:12	U27	4-13
Fresno State*		52,085	14	31 93	14-31-1-1	142	62	235	1-0	11-94	27:48	F25	6-16
UTEP	W 45-22	11/4/00	23	50 179	20-35-0-2	323	85	502	3-2	13-131	33:45	U35	5-15
@ Nevada*		15,249	23	26 44	21-48-3-2	258	74	302	1-1	6-48	26:15	N34	6-16
@ UTEP	W 38-21	11/11/00	24	35 115	21-30-0-3	339	65	454	1-0	10-90	28:09	U23	4-12
Rice*		53,304	21	43 175	7-18-0-2	130	61	305	1-0	10-108	31:51	R26	4-13
UTEP	L 14-47	11/18/00	19	32 70	21-47-1-2	217	79	287	1-1	7-30	30:45	U30	10-21
@ #15 TCU*		41,068	19	49 313	10-18-0-2	216	67	529	2-2	13-142	29:15	T35	7-12
UTEP	L 23-38	11/28/00	22	44 118	17-38-1-1	201	82	319	4-2	4-35	32:55	U29	7-18
@ Boise State+		26,203	18	29 175	18-30-1-2	258	59	433	2-0	6-59	27:05	B35	2-11

+ 2000 Crucial.com Humanitarian Bowl | * Western Athletic Conference (WAC) game



LEE MAYS (1998-2001)

YEARLY RESULTS

2001 (2-9, 1-7 WAC/9th) – Gary Nord, Head Coach

Teams	Score	Date	First Downs	- Rushing - Att.	- Rushing - Yards	-Passing- Com-Att-Int-TD	-Passing- Yards	Plays	Total Offense	Fum.	Pen.	Time Poss.	Avg. Pos.	Third Downs
UTEP	L 6-26	9/1/01	13	27	-53	19-32-2-1	223	59	170	4-3	9-74	27:24	U27	4-13
@ New Mexico		41,771	19	46	271	6-30-2-0	52	76	323	2-0	17-122	32:36	N40	4-16
@ UTEP	W 52-6	9/8/01	23	51	305	10-28-2-1	122	79	427	2-0	13-90	31:44	T49	8-17
Texas Southern		37,741	14	40	116	7-25-3-1	90	65	206	4-2	7-43	28:16	T24	5-16
UTEP	L 17-42	9/22/01	16	42	160	16-28-2-2	153	70	313	0-0	9-78	30:53	U28	7-16
@ Boise State*		23,517	20	53	224	8-13-0-3	155	66	379	2-2	4-19	29:07	B43	5-12
@ UTEP	W 26-10	9/29/01	25	53	208	20-30-0-0	249	83	457	2-1	12-92	37:48	U30	11-20
Tulsa*		30,044	11	27	100	12-24-2-1	218	51	318	0-0	7-47	22:12	T25	4-13
UTEP	L 7-56	10/6/01	7	29	133	8-19-1-0	133	48	232	4-2	5-40	24:31	U23	3-13
@ Alabama		77,146	27	53	360	15-26-0-2	228	79	588	4-1	14-121	35:29	A42	10-15
UTEP	L 7-66	10/13/01	14	45	158	10-31-3-0	86	76	244	4-2	9-66	33:59	U30	4-19
@ Hawaii*		34,128	28	30	161	20-39-1-3	316	69	477	2-1	8-70	26:01	H35	4-9
@ UTEP	L 28-40	10/20/01	20	27	93	21-37-1-3	358	64	451	4-4	5-35	26:29	U32	4-12
San Jose State*		30,048	27	48	148	20-27-3-3	366	85	514	3-1	15-94	33:31	S39	9-18
UTEP	L 14-40	10/27/01	7	32	46	13-25-1-0	136	57	182	2-0	4-25	26:10	U27	2-14
@ SMU*		17,037	19	49	261	13-18-0-1	165	67	426	2-2	12-80	33:50	S44	5-15
@ UTEP	L 30-53	11/10/01	22	38	189	19-31-2-0	238	69	427	5-2	2-7	33:33	U30	8-15
Louisiana Tech*		24,075	24	43	223	20-31-1-5	227	74	450	0-0	8-60	33:33	L36	8-15
UTEP	L 17-27	11/17/01	13	21	86	16-33-2-1	227	54	313	1-1	10-81	20:51	U27	3-12
@ Rice*		11,535	24	73	293	6-15-0-0	57	88	350	2-0	5-41	39:09	R34	8-20
@ UTEP	L 31-48	11/24/01	19	34	188	17-25-0-2	217	59	405	1-0	10-88	26:49	U29	2-8
Nevada*		19,892	29	56	409	13-24-0-1	119	80	528	1-0	5-53	33:05	N33	10-15

* Western Athletic Conference (WAC) game

2002 (2-10, 1-7 WAC/T9th) – Gary Nord, Head Coach

Teams	Score	Date	First Downs	- Rushing - Att.	- Rushing - Yards	-Passing- Com-Att-Int-TD	-Passing- Yards	Plays	Total Offense	Fum.	Pen.	Time Poss.	Avg. Pos.	Third Downs
@ UTEP	W 42-12	8/31/02	24	52	300	15-34-1-2	143	86	443	0-0	5-45	34:54	U40	12-20
Sacramento State		30,536	11	30	87	13-28-1-1	141	58	228	4-1	6-44	25:06	S28	6-17
UTEP	L 17-77	9/7/02	19	41	220	12-26-0-2	151	67	371	2-2	6-32	33:17	U23	3-13
@ Kentucky		59,213	27	44	364	12-19-0-5	227	63	591	2-1	5-40	26:43	K47	10-12
UTEP	L 0-68	9/14/02	12	41	93	10-32-3-0	126	73	219	3-2	8-77	32:39	U25	4-17
@ #2 Oklahoma		74,468	27	39	215	19-32-0-3	334	71	549	0-0	7-65	27:12	O36	7-14
@ UTEP	L 6-31	9/21/02	22	50	114	12-37-4-0	151	87	265	0-0	6-70	38:28	U29	8-23
Hawaii*		35,170	16	25	125	15-38-1-3	244	63	369	1-1	11-115	21:32	H34	6-16
UTEP	L 24-58	9/28/02	24	35	157	19-44-4-1	303	79	460	2-2	6-60	28:52	U29	7-16
@ San Jose State*		10,416	25	37	179	25-36-1-3	330	73	509	1-1	9-96	31:08	S34	5-12
UTEP	L 14-49	10/5/02	18	36	114	19-26-2-1	213	62	327	1-1	11-71	29:00	U22	2-10
@ New Mexico State		30,605	26	52	286	10-16-0-2	189	68	475	0-0	6-55	31:00	N38	5-12
@ UTEP	W 38-35	10/19/02	20	39	209	12-27-0-2	177	66	386	2-2	11-65	26:18	U29	9-16
Rice*		32,392	24	59	225	8-16-0-2	172	75	397	1-1	8-59	33:42	R29	7-15
UTEP	L 0-20	10/26/02	11	40	116	12-27-3-0	94	67	210	5-3	7-65	22:08	U35	3-15
@ Tulsa*		12,317	19	52	210	12-23-1-2	97	75	307	3-1	6-42	36:58	T37	8-19
@ UTEP	L 3-58	11/2/02	16	54	204	6-23-4-0	46	77	250	2-0	5-38	36:26	U22	5-19
Boise State*		21,689	21	42	237	10-20-0-3	233	62	470	1-1	8-89	23:34	B45	5-8
UTEP	L 17-23	11/9/02	12	37	125	10-23-0-1	141	60	266	1-1	5-49	24:54	U27	4-15
@ Nevada*		13,721	26	36	109	30-54-2-2	325	90	434	3-0	2-10	35:06	N32	10-21
@ UTEP	L 35-42	11/16/02	17	35	45	19-36-0-4	352	71	397	3-2	4-37	27:21	U25	6-18
SMU*		21,765	19	41	110	16-27-1-3	238	68	348	3-1	6-53	32:39	S42	6-16
UTEP	L 24-38	11/23/02	26	48	149	24-40-0-0	248	88	397	1-1	5-35	33:48	U33	8-19
@ Louisiana Tech*		9,267	27	23	184	29-43-3-1	421	66	605	1-0	11-94	26:12	L27	6-11

* Western Athletic Conference (WAC) game

JOHNNIE LEE HIGGINS JR. (2003-06)



YEARLY RESULTS

2003 (2-11, 1-7 WAC/9th) – Gary Nord, Head Coach

Teams	Score	Date	First Downs	- Rushing -		-Passing-Com-Att-Int-TD			-Passing-Yards	Plays	Total Offense	Fum.	Pen.	Time Poss.	Avg. Pos.	Third Downs
UTEP	L 7-42	8/30/03	18	33	71	21-43-1-0			204	76	275	2-2	9-55	28:53	U29	7-18
@ Arizona		40,264	18	43	217	14-26-2-2			229	69	446	0-0	2-20	31:07	A31	8-16
@ UTEP	L 13-34	9/6/03	14	36	115	13-25-2-2			141	61	256	3-3	4-30	24:45	U29	5-14
Cal Poly		26,224	21	53	222	12-21-0-2			239	74	461	2-1	4-27	35:15	C30	3-14
@ UTEP	L 0-34	9/13/03	15	44	124	15-40-2-0			137	84	261	5-3	3-38	31:33	U33	8-22
San Diego State		18,195	14	34	137	18-29-0-0			180	63	317	3-2	6-41	28:27	S35	2-14
UTEP	L 14-42	9/20/03	19	43	189	10-27-2-0			111	70	300	1-1	6-44	30:33	U25	7-15
@ Louisville		40,205	23	42	191	18-28-0-2			246	70	437	1-1	7-65	29:27	L35	10-15
@ UTEP	W 59-14	9/27/03	23	52	226	14-25-2-2			176	77	402	2-1	9-74	34:37	U43	6-15
Sam Houston State		17,211	17	38	116	13-30-2-0			147	68	263	6-4	12-98	25:23	S29	5-14
UTEP	W 21-19	10/4/03	20	40	232	8-17-0-2			190	66	422	1-0	11-81	30:09	U23	3-12
@ SMU*		21,412	20	36	118	14-30-1-0			195	66	313	3-2	10-68	29:51	S36	5-15
@ UTEP	L 35-38	10/11/03	21	38	250	18-33-2-0			285	71	535	1-0	10-79	29:02	U27	5-13
Louisiana Tech*		28,144	27	39	165	22-40-0-2			328	79	493	1-1	7-65	30:58	L37	5-15
UTEP	L 15-31	10/25/03	28	54	244	14-31-1-0			170	85	414	5-2	11-89	35:57	U23	7-17
@ Hawaii*		40,136	24	11	37	27-54-1-3			426	65	463	1-0	8-80	24:03	H31	2-10
@ UTEP	L 28-56	11/1/03	20	31	73	26-43-3-2			287	75	360	1-0	6-46	31:28	U31	4-17
Tulsa*		17,095	19	45	287	15-22-1-2			219	67	506	0-0	7-65	28:32	T36	6-13
@ UTEP	L 41-69	11/8/03	26	42	281	23-40-4-2			349	82	630	4-0	14-117	30:20	U20	8-15
San Jose State*		18,095	31	33	117	29-41-0-7			547	74	664	1-1	5-45	29:40	S39	3-11
UTEP	L 21-51	11/15/03	17	37	101	18-33-2-1			211	70	312	2-1	6-60	30:04	U29	6-16
@ #24 Boise State*		24,513	28	45	256	16-34-1-2			218	79	474	0-0	6-65	29:56	B38	7-14
UTEP	L 14-45	11/22/03	16	42	167	14-26-1-0			185	68	352	2-2	13-89	29:08	U28	8-17
@ Rice*		10,465	26	64	450	4-9-1-0			48	73	498	2-1	5-45	30:52	R39	5-14
@ UTEP	L 20-23	11/29/03	12	41	128	13-26-1-1			124	67	252	1-1	7-62	29:56	U40	6-16
Fresno State*		15,101	23	41	168	22-31-2-2			325	72	493	2-1	7-60	30:04	F28	5-13

* Western Athletic Conference (WAC) game

2004 (8-4, 6-2 WAC/2nd) – Mike Price, Head Coach

Teams	Score	Date	First Downs	- Rushing -		-Passing-Com-Att-Int-TD			-Passing-Yards	Plays	Total Offense	Fum.	Pen.	Time Poss.	Avg. Pos.	Third Downs
UTEP	L 9-41	9/2/04	17	31	87	21-44-4-0			196	75	283	1-1	8-75	27:29	U26	3-18
@ Arizona State		57,528	26	42	131	23-44-1-4			356	86	487	2-0	6-75	32:31	A35	5-16
@ UTEP	W 32-0	9/11/04	30	54	276	18-29-0-0			223	83	499	1-0	7-60	34:25	U29	5-14
Weber State		34,229	8	25	34	9-26-1-0			78	51	112	1-1	5-24	25:35	W25	3-14
@ UTEP	L 31-47	9/18/04	16	28	56	16-33-2-2			235	61	291	2-0	2-15	24:34	U35	3-11
#23 Boise State*		33,921	29	49	175	26-37-2-2			392	86	567	5-2	11-92	35:26	B31	7-12
@ UTEP	W 45-0	10/2/04	22	58	266	15-20-0-3			179	78	445	3-1	2-26	36:35	U41	10-17
New Mexico State		46,123	9	32	116	9-28-2-0			110	60	226	2-1	7-76	23:25	N25	3-14
UTEP	W 24-21	10/9/04	11	37	92	12-23-0-1			185	60	277	2-2	6-39	25:03	U26	4-14
@ Fresno State*		40,407	16	39	195	20-36-2-1			126	75	321	3-0	8-85	34:57	F31	7-19
@ UTEP	W 51-20	10/16/04	28	42	173	28-45-4-5			317	87	490	1-0	6-56	32:24	U38	9-15
Hawaii*		44,381	27	14	77	32-65-2-2			359	79	436	4-2	1-5	27:36	H21	2-13
UTEP	W 44-27	10/23/04	13	40	150	17-30-0-4			259	70	409	4-2	7-44	34:49	U41	5-16
@ Louisiana Tech*		18,103	15	40	192	9-28-3-0			151	68	343	1-1	6-45	25:11	L25	1-14
UTEP	W 38-20	10/30/04	14	31	144	17-23-1-2			228	54	372	0-0	8-78	24:29	U36	4-10
@ San Jose State*		28,867	24	49	132	15-29-2-0			173	78	305	4-3	2-10	35:31	S33	4-15
@ UTEP	W 35-28 (2OT)	11/13/04	16	28	83	19-28-1-3			191	56	274	2-2	9-60	22:33	U27	4-11
Rice*		43,507	28	79	312	6-14-1-1			97	93	409	4-2	9-86	37:27	R39	7-19
@ UTEP	W 57-27	11/20/04	26	40	165	23-32-1-5			363	72	528	0-0	7-63	32:11	U34	4-10
SMU*		45,095	18	32	122	21-33-1-2			234	65	356	3-0	10-102	27:49	S32	6-13
UTEP	L 35-37	11/27/04	26	38	181	21-44-3-2			312	82	493	2-1	8-72	26:56	U32	7-16
@ Tulsa*		10,977	15	54	207	9-15-1-0			76	69	283	1-0	6-78	33:04	T44	4-16
UTEP	L 28-33	12/29/04	19	27	34	22-42-2			328	69	362	1-1	4-43	22:51	U21	5-13
Colorado+		27,235	23	44	157	24-33-0			333	77	490	0-0	10-83	37:09	C33	4-15

+ 2004 EV1.net Houston Bowl | * Western Athletic Conference (WAC) game



JORDAN PALMER (2003-06)

YEARLY RESULTS

2005 (8-4, 5-3 C-USA/2nd) – Mike Price, Head Coach

Teams	Score	Date	First Downs	- Rushing - Att. Yards	-Passing- Com-Att-Int-TD	-Passing- Yards	Plays	Total Offense	Fum.	Pen.	Time Poss.	Avg. Pos.	Third Downs
UTEP	W 34-17	9/3/05	16	35 97	17-33-0-3	204	68	301	1-1	6-68	27:47	U45	4-14
@ NMSU		30,343	22	24 (-17)	38-62-3-2	347	86	330	1-1	5-34	31:30	N27	7-19
@ UTEP	W 44-41 (2OT)	9/16/05	27	32 174	26-51-2-3	379	83	553	2-2	12-104	29:15	U38	2-14
Houston*		45,558	26	42 183	32-50-5-5	331	92	514	1-1	15-116	30:45	H27	6-18
@ UTEP	W 21-13	9/24/05	16	31 70	16-31-1-1	178	62	248	1-0	4-30	26:22	U22	8-16
New Mexico		50,425	17	43 149	15-25-1-0	136	68	285	3-0	4-22	33:38	N28	6-15
UTEP	L 20-27	10/1/05	30	25 74	23-53-3-1	431	78	505	4-3	5-45	23:56	U24	3-14
@ Memphis*		30,053	17	51 252	13-21-0-1	122	72	374	2-0	11-121	36:04	M32	4-16
UTEP	W 45-21	10/14/05	17	35 149	22-32-0-3	278	67	427	0-0	9-100	30:04	U33	8-16
@ Tulane*		13,153	19	26 48	30-56-0-3	381	82	429	3-3	7-51	29:56	T23	11-22
@ UTEP	W 31-3	10/22/05	22	38 194	17-26-1-3	215	64	409	3-2	9-53	27:50	U28	6-13
Marshall*		51,500	16	41 215	13-30-1-0	125	71	340	1-0	7-66	32:10	M30	2-15
UTEP	W 38-31	10/29/05	19	30 145	24-30-2-3	387	60	532	1-1	15-155	24:57	U22	8-12
@ Rice*		9,326	27	65 272	9-19-0-1	108	84	380	3-1	7-63	35:03	R35	5-17
@ UTEP	W 41-38	11/5/05	24	30 95	25-34-2-2	340	64	435	1-1	3-20	26:39	U26	6-12
Tulsa*		49,160	20	38 139	23-40-1-1	263	78	402	3-2	3-15	33:21	T36	12-19
@ UTEP	W 45-0	11/12/05	25	36 162	21-29-0-4	306	65	468	1-0	4-35	28:27	U39	2-9
Texas Southern		42,784	10	39 105	7-16-0-0	41	55	146	1-0	6-40	31:33	T23	3-15
@ UTEP	L 23-35	11/19/05	30	43 148	33-52-3-2	337	95	485	3-1	9-82	32:10	U31	14-22
UAB*		47,967	22	45 189	11-17-1-4	184	62	373	1-1	5-50	27:50	A35	5-13
UTEP	L 27-40	11/26/05	28	32 95	27-46-4-3	360	78	455	4-3	4-32	26:01	U23	7-15
@ SMU*		17,194	21	46 229	18-32-0-3	211	78	440	3-0	13-112	33:59	S40	5-18
UTEP	L 13-45	12/21/05	16	28 63	17-41-2-1	192	69	255	1-0	4-45	27:55	U30	6-18
Toledo+		35,422	25	39 164	19-32-2-5	304	71	468	1-1	9-80	32:05	T35	7-12

+ 2005 GMAC Bowl | * Conference USA (C-USA) game

2006 (5-7, 3-5 C-USA/5th West Division) – Mike Price, Head Coach

Teams	Score	Date	First Downs	- Rushing - Att. Yards	-Passing- Com-Att-Int-TD	-Passing- Yards	Plays	Total Offense	Fum.	Pen.	Time Poss.	Avg. Pos.	Third Downs
UTEP	W, 34-27	8/31/06	12	19 30	20-29-4-3	213	48	243	1-0	0-0	22:28	U40	5-10
@ SDSU		34,723	22	46 109	24-30-2-0	275	76	384	4-1	5-39	37:32	S30	9-19
@ UTEP	L, 35-38 (OT)	9/9/06	26	26 120	35-52-2-4	375	78	495	0-0	8-84	30:09	U25	6-14
#24 Texas Tech		51,827	29	18 103	40-53-1-2	376	71	479	0-0	9-80	29:51	T29	5-12
UTEP	L, 13-26	9/23/06	16	23 30	26-37-0-1	211	60	241	2-1	5-26	28:27	U27	6-15
@ New Mexico		34,069	20	45 193	11-19-1-2	96	64	289	1-0	3-25	31:33	N36	9-14
@ UTEP	W, 44-38	9/9/06	20	27 123	18-26-2-3	414	53	537	3-1	9-82	26:55	U28	2-7
New Mexico State		51,500	33	23 67	48-731-4	506	96	573	2-1	6-50	33:05	N34	8-17
@ UTEP	W, 24-21	10/7/06	21	39 89	26-37-1-2	298	76	387	2-1	6-55	38:02	U34	8-18
SMU*		41,258	7	23 58	10-20-3-2	132	43	190	1-1	7-43	21:58	S24	0-11
@ UTEP	W, 34-20	10/14/06	18	36 135	24-33-0-3	230	69	365	1-0	10-80	36:27	U30	6-16
Tulane*		35,930	31	26 192	31-54-2-0	289	80	481	3-3	8-82	23:33	T27	3-12
UTEP	L, 17-34	10/21/06	13	23 30	19-30-1-0	206	53	236	0-0	5-35	25:52	U28	5-13
@ Houston*		18,154	24	42 204	20-30-1-2	208	72	412	0-0	4-30	34:08	H37	10-16
UTEP	L, 20-30	10/27/06	12	18 40	21-37-1-1	253	55	293	2-0	6-62	23:08	U29	3-13
@ Tulsa*		28,074	18	46 154	16-23-1-1	176	69	330	3-1	5-59	36:52	T33	8-16
@ UTEP	L, 31-37	11/4/06	17	18 73	16-34-1-4	315	52	388	0-0	9-87	23:09	U33	4-10
Rice*		42,685	30	48 238	19-26-0-3	233	74	471	2-1	6-43	36:51	R23	7-12
UTEP	W, 36-17	11/10/06	20	22 1	25-40-0-5	455	62	456	1-1	4-30	29:39	U29	5-12
@ UAB*		13,806	15	31 94	16-27-2-1	266	58	360	1-1	9-75	30:21	A30	3-10
UTEP	L, 21-49	11/18/06	20	21 15	34-48-3-1	386	69	401	6-2	7-70	29:27	U25	2-10
@ Marshall*		20,783	17	48 259	5-15-1-1	135	63	394	2-1	7-74	30:33	M48	5-11
@ UTEP	L, 19-38	11/25/06	17	16 5	26-44-2-2	398	60	403	2-2	4-40	25:48	U23	3-12
Memphis*		31,462	16	43 158	16-26-0-0	218	69	376	0-0	5-41	34:12	M41	5-14

* Conference USA (C-USA) game



TREVOR VITTATOE (2007-10)

T YEARLY RESULTS

2007 (4-8, 2-6 C-USA/5th West Division) – Mike Price, Head Coach

Teams	Score	Date	First Downs	- Rushing - Att.	Yards	-Passing- Com-Att-Int-TD	-Passing- Yards	Plays	Total Offense	Fum.	Pen.	Time Poss.	Avg. Pos.	Third Downs
@ UTEP	W 10-6	9/1/07	12	25	114	8-25-1-0	81	50	195	3-0	6-40	21:37	U25	3-12
New Mexico		43,326	23	51	193	25-40-0-0	190	91	383	1-0	9-80	38:23	N29	9-22
UTEP	L 31-45	9/8/07	21	46	224	14-28-0-2	216	74	431	4-1	9-81	32:13	U31	11-18
@ Texas Tech		52,403	34	21	77	48-64-1-4	484	85	561	2-2	7-57	27:7	T23	6-10
UTEP	L 24-29	9/15/07	13	29	79	16-28-1-1	266	57	345	1-1	9-72	27:14	U29	6-14
@ New Mexico State		30,343	25	32	113	36-48-1-3	434	80	547	1-1	3-15	32:46	N32	10-17
@ UTEP	W 52-12	9/22/07	21	36	206	15-30-0-3	243	66	449	1-1	8-99	24:45	U41	4-12
Texas Southern		35,336	16	27	95	21-43-4-2	189	70	284	2-1	10-83	32:05	T25	3-15
UTEP	W 48-45 (OT)	9/29/07	32	52	308	18-36-2-2	250	88	558	1-0	9-100	34:16	U31	7-13
@ SMU*		16,464	29	45	2557	15-29-1-2	259	74	516	3-1	4-34	25:44	S39	7-13
@ UTEP	W 48-47	10/6/07	28	48	219	23-29-0-4	351	77	570	2-1	4-40	31:47	U30	7-14
Tulsa*		35,676	29	43	239	27-45-2-2	409	88	648	3-1	8-85	28:13	T27	8-15
@ UTEP	L 42-45 (OT)	10/13/07	31	37	133	40-57-1-3	456	94	589	2-2	8-94	36:12	U29	8-19
East Carolina*		41,365	24	32	208	19-34-4-2	299	66	507	0-0	5-87	23:48	E29	4-11
@ UTEP	L 31-34	10/27/07	17	37	193	11-26-0-4	176	63	369	1-1	4-25	30:30	U30	5-13
Houston*		35,116	28	56	306	23-36-0-1	214	92	520	2-0	5-81	32:55	H31	11-19
UTEP	L 48-56	11/3/07	23	33	49	30-57-0-5	373	90	422	3-3	9-61	30:52	U43	7-19
@ Rice*		12,313	26	34	163	32-58-3-6	395	92	558	5-4	6-49	29:08	R36	9-18
UTEP	L 19-34	11/10/07	20	24	104	28-45-1-1	308	69	412	1-0	4-45	28:19	U28	3-13
@ Tulane*		15,479	19	45	208	16-23-0-2	277	68	485	1-0	5-40	31:41	T32	7-15
@ UTEP	L 30-56	11/17/07	21	30	124	19-42-1-2	290	72	414	1-1	11-90	27:36	U27	6-15
Southern Miss*		28,592	29	62	363	10-22-1-2	205	84	568	1-1	12-114	32:24	S37	8-15
UTEP	L 20-36	11/24/07	17	19	28	20-37-2-1	292	56	320	0-0	5-50	22:33	U27	3-12
@ UCF*		41,967	27	55	213	19-28-1-3	267	83	480	0-0	4-45	37:27	F32	9-16

* Conference USA (C-USA) game

2008 (5-7, 4-4 C-USA/4th West Division) – Mike Price, Head Coach

Teams	Score	Date	First Downs	- Rushing - Att.	Yards	-Passing- Com-Att-Int-TD	-Passing- Yards	Plays	Total Offense	Fum.	Pen.	Time Poss.	Avg. Pos.	Third Downs
UTEP	L 17-42	8/28/08	16	26	67	20-37-3-1	199	63	266	1-0	2-14	27:21	U39	7-16
@ Buffalo		16,656	23	50	263	10-16-0-4	221	66	484	2-2	6-60	32:39	B35	7-10
@ UTEP	L 13-42	9/6/08	23	31	145	25-46-0-1	267	77	412	1-1	11-97	36:41	U22	7-17
Texas		53,415	26	31	122	20-29-1-4	282	60	404	0-0	5-45	23:19	T28	1-6
@ UTEP	L 33-34	9/20/08	21	48	277	11-26-0-0	95	74	372	3-3	5-45	33:59	U30	7-17
NMSU		42,930	22	25	37	29-39-2-5	329	64	366	3-2	6-50	26:01	N32	5-12
@ UTEP	W 58-13	9/27/08	15	31	119	20-35-1-3	284	66	403	1-0	7-75	31:56	U36	7-17
UCF*		33,339	17	39	175	14-34-2-1	161	73	336	6-4	5-66	28:04	UCF22	3-14
UTEP	W 40-37	10/4/08	25	32	116	25-44-0-4	266	76	382	0-0	3-30	32:42	U38	8-16
@ Southern Miss*		28,788	26	45	277	21-37-1-2	264	82	541	1-0	8-95	27:18	S34	10-16
@ UTEP	W 24-21	10/11/08	20	34	156	21-32-0-3	296	66	452	2-1	7-100	31:14	U22	7-14
Tulane*		33,121	20	39	318	11-22-0-1	94	61	412	0-0	5-74	28:46	T25	4-10
UTEP	L 35-77	10/18/08	14	21	32	21-37-0-4	306	58	338	2-0	2-20	26:25	U28	2-11
@ Tulsa*		21,873	36	54	321	23-30-1-5	470	84	791	2-0	5-40	33:29	T33	9-12
@ UTEP	L 44-49	11/1/08	23	23	149	20-38-1-4	318	61	467	2-0	7-67	27:31	U32	3-10
Rice*		30,702	30	41	167	29-43-0-5	376	84	543	0-0	10-93	32:29	R28	9-16
UTEP	W 37-24	11/8/08	25	33	114	24-33-1-5	294	66	408	2-1	7-45	34:32	U37	8-12
@ La. Lafayette		21,065	18	35	199	14-25-3-1	185	60	384	1-1	3-18	25:28	L22	5-9
@ UTEP	W 36-10	11/15/08	24	44	134	21-34-0-3	410	78	544	1-0	8-80	36:40	U31	4-14
SMU*		30,271	14	20	64	13-36-4-1	137	56	201	2-2	6-48	23:20	S35	3-13
UTEP	L 37-42	11/22/08	25	33	102	27-45-0-4	362	78	464	1-0	5-41	33:01	U29	6-13
@ Houston*		18,134	32	32	220	41-51-0-3	480	83	700	1-1	8-62	26:59	H26	6-14
UTEP	L 21-53	11/28/08	16	15	57	23-41-3-2	313	56	370	1-0	10-79	21:14	U30	4-11
@ East Carolina*		38,098	26	53	231	19-28-0-2	244	81	475	1-1	4-41	38:46	E48	12-18

*Conference USA (C-USA) game



DONALD BUCKRAM (2006-2010)

YEARLY RESULTS



MARCUS THOMAS (2004-2007)

2009 (4-8, 3-5 C-USA/T3rd West Division) – Mike Price, Head Coach

Teams	Score	Date	Downs	First Att.	- Rushing - Yards	- Passing- Com-Att-Int-TD	-Passing- Yards	Plays	Total Offense	Fum.	Pen.	Time Poss.	Avg. Pos.	Third Downs
@ UTEP	L 17-23	9/5/09	18	29	139	27-46-0-0	233	61	372	0-0	10-80	28:18	U29	6-12
Buffalo		35,213	24	42	150	12-19-0-1	159	75	309	3-0	12-101	31:42	B28	7-15
@ UTEP	L 7-34	9/12/09	7	20	4	17-29-1-1	204	49	208	1-0	13-137	25:19	U20	1-11
#24 Kansas		31,885	26	42	255	27-43-1-1	321	85	576	2-1	6-48	34:41	K37	9-18
UTEP	W 38-12	9/19/09	21	34	156	15-33-0-0	182	67	338	0-0	6-45	29:33	U39	9-14
@ NMSU		20,439	14	40	187	10-23-2-1	97	63	284	2-1	8-70	30:27	N30	4-14
UTEP	L 7-64	9/26/09	7	25	9	9-26-4-0	44	51	53	3-1	6-60	25:08	U28	1-12
@ #2 Texas		101,144	32	42	304	33-41-1-3	335	83	639	2-2	5-49	34:52	T46	7-14
@ UTEP	W 58-41	10/3/09	26	41	305	19-30-0-2	276	71	581	1-0	11-102	31:26	U30	6-11
#12 Houston*		26,793	42	27	128	51-76-0-5	536	103	664	2-2	6-50	28:34	H28	7-17
UTEP	L 20-35	10/10/09	23	27	123	21-40-2-2	319	67	442	2-1	6-37	24:59	U23	2-12
@ Memphis*		18,284	25	49	270	19-33-1-3	216	82	486	1-0	10-77	35:01	M35	10-18
@ UTEP	W 28-24	10/21/09	18	33	175	17-38-2-1	271	71	446	1-0	3-23	31:36	U29	9-17
Tulsa*		37,368	21	45	204	12-25-0-0	224	70	428	1-1	3-25	28:24	T25	5-14
@ UTEP	L 33-38	10/31/09	36	39	188	24-45-2-2	419	83	607	1-1	5-40	34:31	U28	7-15
UAB*		23,063	18	41	234	9-16-0-3	141	57	375	0-0	8-89	25:29	UAB39	4-10
UTEP	L 38-45 (OT)	11/7/09	25	47	260	12-26-0-1	226	73	486	3-0	7-71	27:32	U34	7-13
@ Tulane*		16,791	26	40	167	24-37-0-3	278	77	445	1-0	9-73	32:28	T37	11-17
UTEP	L 31-35	11/14/09	28	42	231	23-41-1-2	396	83	627	1-0	8-68	33:48	U22	7-14
@ SMU*		21,697	20	29	193	17-24-2-2	244	53	437	1-0	4-30	26:12	S29	1-6
UTEP	L 29-30	11/21/09	20	43	151	17-26-1-1	244	69	395	6-5	12-96	32:44	U35	6-13
@ Rice*		10,116	16	49	172	8-17-1-0	55	66	227	2-0	8-75	27:16	R37	5-14
@ UTEP	W 52-21	11/28/09	26	21	72	28-42-0-5	517	63	589	1-0	3-30	25:17	U32	3-10
Marshall*		19,736	27	33	146	25-47-3-3	347	80	493	0-0	7-82	34:43	M23	11-17

*Conference USA (C-USA) game

2010 (6-7, 3-5 C-USA/T4th West Division) – Mike Price, Head Coach

Teams	Score	Date	First Downs	- Rushing - Att.	Yards	- Passing- Com-Att-Int-TD	-Passing- Yards	Plays	Total Offense	Fum.	Pen.	Time Poss.	Avg. Pos.	Third Downs
@ UTEP	W 31-10	9/4/10	28	40	234	17-28-1-0	229	68	463	2-1	4-42	32:15	U35	8-13
Arkansas-Pine Bluff		30,029	14	26	76	20-33-2-1	202	59	278	1-0	6-50	27:45	A20	5-13
UTEP	L 24-54	9/10/10	24	21	100	30-55-0-3	340	76	440	2-1	11-93	32:11	U33	9-16
@ Houston*		32,119	32	42	308	24-34-1-1	348	76	656	1-1	6-54	27:49	H30	9-11
@ UTEP	W 42-10	9/18/10	25	35	249	19-32-0-5	246	67	495	2-0	4-35	33:19	U33	9-14
NMSU		39,214	16	24	96	21-40-1-0	200	64	296	3-0	6-55	26:41	N25	9-17
@ UTEP	W 16-13	9/25/10	16	30	117	16-33-1-0	171	63	288	0-0	4-42	25:25	U36	5-14
Memphis*		29,765	21	40	144	20-30-2-1	144	70	288	0-0	5-31	34:35	M27	8-16
UTEP	W 38-20	10/2/10	24	40	169	21-39-0-3	266	79	435	3-2	5-40	30:54	U36	8-16
@ New Mexico		22,511	15	31	98	18-32-2-0	139	63	237	2-1	6-32	29:06	N28	3-13
@ UTEP	W 44-24	10/9/10	23	35	136	19-33-0-3	327	68	463	1-0	6-50	30:30	U27	6-12
Rice*		28,955	20	38	141	23-38-0-3	201	76	342	4-0	9-94	29:30	R27	6-17
UTEP	L 6-21	10/16/10	15	23	60	15-33-3-0	169	56	229	1-0	8-50	27:36	U28	4-13
@ UAB*		11,756	25	42	228	20-28-0-3	272	70	500	4-2	7-63	32:24	UAB27	8-13
@ UTEP	L 24-34	10/23/10	18	31	184	10-24-2-1	102	55	286	3-1	4-38	24:35	U34	6-12
Tulane*		25,007	26	51	260	19-35-1-2	201	86	461	0-0	4-30	35:25	T31	10-19
UTEP	L 12-16	10/30/10	23	36	87	22-42-1-1	229	78	316	4-1	9-71	34:43	U37	10-18
@ Marshall*		24,740	17	34	175	13-26-0-1	138	60	313	0-0	8-67	25:17	M30	2-11
@ UTEP	W 28-14	11/6/10	22	34	118	18-29-0-3	201	63	319	0-0	5-52	29:29	U31	7-13
SMU*		23,127	21	24	104	28-45-0-1	255	69	359	0-0	10-118	30:31	S22	6-14
UTEP	L 21-58	11/13/10	16	25	117	18-28-2-1	238	53	355	1-1	7-73	23:56	U29	4-11
@ #14 Arkansas		67,330	31	41	326	23-31-0-5	251	72	577	0-0	5-34	36:04	A35	8-10
UTEP	L 28-31	11/20/10	18	40	223	9-23-1-0	140	63	363	0-0	3-30	28:29	U31	5-14
@ Tulsa*		16,547	28	50	218	19-34-0-2	325	84	543	1-1	4-45	31:31	T32	8-15
UTEP	L 24-52	12/18/10	13	22	(-12)	14-33-3-3	245	55	233	0-0	7-52	21:44	U37	3-12
BYU+		32,424	28	50	219	26-36-2-4	295	86	514	1-0	6-54	38:16	B36	9-16

+ 2010 New Mexico Bowl | *Conference USA (C-USA) game


2011 (5-7, 2-6 C-USA/5th West Division) – Mike Price, Head Coach

Teams	Score	Date	First Downs	- Rushing - Att.	Yards	-Passing-Com-Att-Int-TD	-Passing-Yards	Plays	Total Offense	Fum.	Pen.	Time Poss.	Avg. Pos.	Third Downs
@ UTEP	W 31-24(OT)	9/3/11	19	23	36	24-38-3-2	365	61	401	2-2	5-29	26:42	U31	5-11
Stony Brook		28,752	24	43	231	16-29-0-1	179	72	410	0-0	3-22	33:18	S20	4-13
UTEP	L 17-28	9/10/11	20	26	30	24-47-0-1	276	73	306	3-1	3-29	31:47	U32	9-19
@ SMU*		26,691	16	27	146	18-31-0-1	244	58	390	2-2	9-79	28:13	S27	6-12
UTEP	W 16-10	9/17/11	18	42	185	9-28-0-1	124	70	309	2-1	10-97	31:43	U36	1-12
@ NMSU		19,751	21	29	16	20-37-1-0	242	66	258	4-2	7-50	28:17	N26	3-13
UTEP	L 24-52	9/24/11	19	32	95	27-42-2-3	244	74	339	0-0	6-51	35:58	U33	5-17
@ #18 USF		39,628	25	45	373	15-24-2-0	202	69	575	0-0	8-67	24:02	USF26	6-11
@ UTEP	L 42-49	9/29/11	30	41	321	19-29-3-1	267	70	538	3-1	2-15	31:55	U23	3-9
Houston*		24,111	27	31	251	30-46-2-0	471	77	710	0-0	8-85	28:05	H22	4-13
UTEP	W 44-7	10/15/11	16	43	266	7-17-1-2	124	60	390	1-1	1-10	29:29	U38	3-12
@ Tulane*		16,690	16	24	128	21-48-0-4	237	72	365	0-0	4-33	30:31	T24	6-17
@ UTEP	W 31-17	10/22/11	18	36	340	8-15-1-1	116	51	456	1-1	7-89	24:02	U26	3-9
Colorado State		31,797	18	43	93	19-33-0-1	162	76	255	1-1	5-40	35:58	C39	4-16
@ UTEP	L 13-31	10/29/11	14	27	68	21-35-0-1	194	62	262	1-1	5-37	32:25	U23	6-15
Southern Miss*		24,906	22	42	360	17-31-3-1	190	73	450	0-0	5-65	27:35	S29	9-17
UTEP	L 37-41	11/5/11	14	21	98	16-29-3-2	294	50	392	0-0	4-25	21:37	U36	4-10
@ Rice*		14,372	30	47	222	33-46-3-0	449	93	671	0-0	5-30	38:23	R25	13-20
@ UTEP	W 22-17	11/12/11	23	44	241	20-29-0-0	188	73	429	2-2	4-34	31:58	U37	6-13
East Carolina*		25,571	15	34	121	18-34-1-2	133	68	254	0-0	5-40	28:02	E27	7-16
@ UTEP	L 28-57	11/19/11	28	42	163	26-46-0-2	266	88	429	3-0	6-66	35:38	U30	8-15
Tulsa*		23,849	24	33	200	21-27-3-1	300	60	500	1-1	4-60	24:22	T28	6-7
UTEP	L 14-31	11/25/11	19	33	66	24-44-1-1	249	77	315	2-0	2-10	32:58	U24	10-20
@ UCF*		21,127	22	36	249	14-18-1-1	211	54	460	1-1	1-5	27:02	UCF34	4-7

*Conference USA (C-USA) game

2012 (3-9, 2-6 C-USA/7th West Division) – Mike Price, Head Coach

Teams	Score	Date	First Downs	- Rushing - Att.	Yards	-Passing-Com-Att-Int-TD	-Passing-Yards	Plays	Total Offense	Fum.	Pen.	Time Poss.	Avg. Pos.	Third Downs
@ UTEP	L 7-24	9/1/12	12	36	207	7-26-0-0	48	62	255	2-0	6-28	28:23	U21	3-16
#4 Oklahoma		40,137	19	37	205	21-36-0-2	222	73	427	3-0	7-55	31:37	O34	5-16
UTEP	L 10-28	9/8/12	17	30	37	27-40-1-1	274	70	311	2-0	8-70	32:23	U38	5-15
@ Ole Miss		53,133	25	46	332	16-23-0-3	206	69	538	4-3	3-30	27:37	M17	7-12
@ UTEP	W 41-28	9/15/12	27	37	177	23-36-0-4	310	73	487	1-0	12-129	30:28	U33	5-12
NMSU		32,933	29	35	112	20-47-1-3	290	82	402	0-0	10-55	29:32	N23	5-16
UTEP	L 26-37	9/22/12	20	33	77	22-39-0-2	259	72	336	1-1	10-56	31:20	U26	5-18
@ Wisconsin		79,806	21	40	213	12-17-1-1	210	57	423	2-1	6-64	28:40	W34	2-8
UTEP	L 18-28	9/29/12	17	36	151	10-30-3-1	151	66	302	1-1	3-24	27:02	U28	2-13
@ East Carolina*		47,817	25	39	217	28-40-3-1	258	79	475	2-1	7-56	32:58	E36	7-14
@ UTEP	L 0-17	10/6/12	13	30	107	16-39-3-0	178	69	285	0-0	2-25	22:55	U22	5-15
SMU*		34,073	22	36	138	22-44-1-1	234	80	372	1-0	3-25	37:05	S33	8-19
UTEP	L 11-33	10/11/12	26	33	31	27-42-1-1	376	75	407	2-2	3-25	29:32	U22	3-14
@ Tulsa*		18,961	20	54	281	13-23-0-0	198	77	479	2-1	4-38	30:28	T25	8-17
@ UTEP	W 24-20	10/20/12	25	40	217	20-30-0-2	228	70	445	1-1	2-25	30:17	U30	8-13
Tulane*		23,234	24	24	77	28-44-0-2	363	68	440	4-1	4-25	29:43	T20	5-11
UTEP	L 35-45	10/27/12	26	53	193	21-38-4-3	301	91	494	5-2	6-59	39:27	U30	13-20
@ Houston*		27,433	19	36	165	16-30-0-2	174	66	339	2-2	3-40	20:33	H45	4-12
@ UTEP	L 24-31	11/10/12	17	53	267	5-11-1-0	79	64	346	4-3	2-20	30:12	U35	5-13
UCF*		25,483	20	41	188	16-28-0-1	214	69	402	1-1	2-22	27:52	UCF33	7-15
UTEP	W 34-33	11/17/12	16	42	170	10-18-0-0	189	60	359	1-0	2-20	30:13	U39	7-14
@ Southern Miss*		23,757	19	38	158	16-22-1-2	374	60	532	0-0	6-63	29:47	S21	4-10
@ UTEP	L 24-33	11/24/12	17	32	148	10-27-0-2	295	59	443	2-0	2-20	22:28	U27	1-11
Rice*		20,384	25	55	246	21-30-0-0	207	85	453	2-2	1-15	37:32	R31	11-19

*Conference USA (C-USA) game

2013 (2-10, 1-7 C-USA/7th West Division) – Sean Kugler, Head Coach

Teams	Score	Date	First Downs	- Rushing - Att.	Yards	-Passing-Com-Att-Int-TD	-Passing-Yards	Plays	Total Offense	Fum.	Pen.	Time Poss.	Avg. Pos.	Third Downs
@ UTEP	L 35-42	9/7/13	23	47	283	15-20-0-1	119	67	402	0-0	4-30	28:04	U31	6-12
New Mexico		34,907	25	57	395	4-7-0-0	88	64	483	1-1	3-30	31:56	N30	2-9
UTEP	W 42-21	9/14/13	29	56	293	18-28-1-1	253	84	546	1-1	4-25	41:53	U27	10-17
@ NM State		18,366	15	19	99	14-26-2-3	299	45	398	2-2	3-33	18:07	N27	1-7
@ UTEP	L 13-32	9/21/13	13	29	99	17-31-0-0	119	60	218	0-0	4-50	26:07	U38	6-15
UTSA*		30,004	19	35	181	18-24-0-1	204	59	385	0-0	6-29	33:53	V21	6-12
UTEP	L 42-59	9/28/13	28	47	132	26-43-0-5	365	90	497	3-1	6-39	35:55	U26	10-19
@ Colorado State		19,517	25	34	250	18-29-0-4	341	63	591	1-1	6-62	24:05	H32	7-11
@ UTEP	L 35-38	10/5/13	22	45	203	18-33-1-3	237	78	440	1-0	6-51	33:27	U27	7-18
Louisiana Tech*		24,926	24	50	353	10-20-0-0	110	70	463	2-2	2-21	26:33	L32	6-13
@ UTEP	L, 20-34	10/12/13	20	47	222	12-30-2-1	166	77	388	0-0	1-15	29:54	U40	7-17
Tulsa*		22,158	22	46	204	14-17-0-2	226	63	430	1-1	0-0	30:06	T23	6-13
UTEP	L 7-45	10/26/13	17	55	248	7-12-1-1	116	67	364	3-2	3-19	32:30	U20	5-14
@ Rice*		15,355	21	47	265	8-20-0-4	259	67	524	1-0	6-43	27:30	R36	7-14
UTEP	L 7-57	11/2/13	10	44	127	9-17-3-0	71	61	198	3-1	3-35	36:06	U24	4-15
@ #12 Texas A&M		87,126	25	30	234	21-30-0-4	330	60	564	5-1	4-34	23:54	H34	2-8
UTEP	L 7-41	11/9/13	13	42	56	14-20-1-1	128	62	184	1-0	5-40	33:06	U25	4-16
@ North Texas*		26,119	22	43	317	10-24-0-1	154	67	471	1-0	6-35	26:54	N27	5-13
@ UTEP	W 33-10	11/16/13	16	53	327	3-7-0-1	80	60	407	0-0	3-33	34:21	U35	3-13
FIU*		29,882	11	31	95	9-24-0-1	105	55	200	3-1	2-20	25:39	F25	3-13
UTEP	L 3-45	11/23/13	13	33	49	16-27-1-0	183	60	232	2-2	6-47	29:07	U21	8-17
@ Tulane*		19,771	26	43	277	16-25-0-4	205	68	482	0-0	4-35	30:53	T34	10-14
UTEP	L 17-48	11/30/13	14	36	177	14-24-0-0	122	60	299	2-1	3-25	28:48	U25	5-14
@ Middle Tennessee*		11,560	27	48	304	19-27-1-2	325	75	629	0-0	2-20	31:12	M30	11-16

*Conference USA (C-USA) game

YEARLY RESULTS

2014 (7-6, 5-3 C-USA/T2nd West Division) – Sean Kugler, Head Coach

Teams	Score	Date	First Downs	- Rushing - Att.	Yards	-Passing- Com-Att-Int-TD	-Passing- Yards	Plays	Total Offense	Fum.	Pen.	Time Poss.	Avg. Pos.	Third Downs
UTEP	W 31-24	8/30/14	20	44	330	11-22-0	116	66	446	0-0	2-10	31:13	U33	7-14
@ New Mexico		25,802	20	52	410	5-9-1	67	61	477	2-2	3-25	28:47	N21	3-11
@ UTEP	L 26-30	9/6/14	24	53	268	9-26-0	116	79	384	2-0	5-40	39:00	U28	6-16
Texas Tech		35,422	20	28	226	17-31-0	278	59	504	1-1	10-90	21:00	T25	4-11
@ UTEP	W 42-24	9/13/14	26	58	344	13-16-1	126	74	470	0-0	5-43	39:26	U32	7-10
NM State		32,979	20	21	90	23-41-2	335	62	425	1-0	4-17	20:34	N25	5-12
UTEP	L 28-58	9/27/14	10	31	59	18-28-0	201	59	260	1-0	5-40	31:28	U30	4-14
@ #25 Kansas State		52,899	16	37	188	13-19-0	263	56	451	2-1	6-55	28:32	H39	2-8
UTEP	L 3-55	10/4/14	12	36	81	15-28-3	143	64	224	2-2	5-22	32:35	V35	5-17
@ La Tech*		18,157	19	43	256	7-17-1	187	60	443	2-1	4-35	27:25	H42	5-11
@ UTEP	W 42-35	10/11/14	23	52	313	17-26-0	152	78	465	2-0	8-58	41:26	U34	10-16
Old Dominion*		25,509	16	28	161	13-25-0	196	53	357	1-0	4-35	18:34	O26	4-10
UTEP	W 34-0	10/25/14	15	46	160	12-18-0	191	64	351	0-0	6-50	39:12	V36	7-16
@ UTSA*		31,956	2	26	38	6-20-1	32	46	70	3-1	4-29	20:48	H22	1-14
@ UTEP	W 35-14	11/1/14	15	42	107	10-23-0	127	65	234	2-1	4-20	33:18	U36	5-16
Southern Miss*		24,673	17	27	93	20-47-2	309	74	402	5-3	9-95	26:42	S26	5-19
UTEP	L 27-35	11/8/14	19	46	236	9-22-1	158	68	394	0-0	5-37	36:33	U35	8-16
@ WKU*		18,472	17	21	64	23-34-0	324	55	388	1-0	3-24	23:27	W23	6-12
@ UTEP	W 35-17	11/15/14	18	46	351	8-11-0	87	57	438	1-1	6-67	33:00	U29	7-12
North Texas*		24,222	13	30	100	15-27-1	101	57	201	1-0	5-25	27:00	N26	6-15
UTEP	L 13-31	11/21/14	12	25	53	17-30-0	209	55	262	2-2	3-20	28:09	U28	3-12
@ Rice*		18,164	17	42	165	10-22-1	227	64	392	0-0	12-95	31:51	R35	7-15
@ UTEP	W 24-21	11/29/14	20	48	250	7-13-0	106	61	356	2-0	3-32	32:34	U21	7-13
Middle Tennessee*		27,455	19	44	259	9-17-1	99	61	358	0-0	6-35	27:26	M37	6-11
UTEP	L 6-21	12/20/14	12	46	149	13-24-1	126	70	275	1-0	8-75	36:34	U29	5-20
Utah State+		28,725	16	40	279	5-12-1	68	52	347	3-1	2-10	23:26	S29	5-11

+ 2014 New Mexico Bowl | *Conference USA (C-USA) game

2015 (5-7, 3-5 C-USA/T3rd West Division) – Sean Kugler, Head Coach

Teams	Score	Date	First Downs	- Rushing - Att.	Yards	-Passing- Com-Att-Int-TD	-Passing- Yards	Plays	Total Offense	Fum.	Pen.	Time Poss.	Avg. Pos.	Third Downs
UTEP	L 13-48	9/5/15	13	34	58	14-19-1-0	146	53	204	3-2	2-15	30:41	U24	7-14
@ #18 Arkansas		67,708	18	34	182	14-20-0-4	308	54	490	0-0	6-68	29:19	A44	5-11
UTEP	L 20-69	9/12/15	18	46	227	19-31-0-1	187	77	414	2-2	8-80	40:15	U22	6-18
@ Texas Tech		54,090	29	30	229	23-42-0-4	445	72	674	1-0	4-38	19:45	T36	5-11
UTEP	W 50-47 (OT)	9/19/15	27	44	269	25-34-1-3	273	78	542	1-1	11-90	35:38	U26	7-15
@ NM State		17,210	21	35	266	14-28-1-3	285	63	551	0-0	13-149	24:22	N22	4-13
@ UTEP	W 27-17	9/26/15	16	31	81	20-28-0-2	275	59	356	0-0	7-68	31:29	U29	3-12
Incarnate Word		22,322	15	29	119	18-32-2-2	295	67	414	1-1	3-30	28:31	I26	6-16
@ UTEP	L 6-25	10/3/15	14	22	59	23-50-4-1	216	72	275	2-1	2-26	25:44	U31	4-17
UTSA*		25,951	22	48	137	19-32-0-0	198	80	335	2-1	6-58	34:16	S28	5-18
UTEP	L 12-52	10/10/15	13	47	155	12-24-1-1	117	71	272	2-0	3-25	35:27	U25	8-20
@ FIU*		13,799	22	31	150	15-22-0-3	368	53	518	1-0	5-38	24:33	F26	2-7
@ UTEP	W 27-17	10/24/15	20	38	139	20-39-0-3	271	77	410	1-1	6-57	36:55	U31	9-18
Florida Atlantic*		22,468	15	30	146	14-23-1-0	263	53	365	2-2	5-60	23:05	F30	4-10
UTEP	L 13-34	10/31/15	16	32	101	16-32-0-0	197	64	298	2-0	6-55	31:29	U28	9-17
@ Southern Miss*		25,581	24	36	246	23-33-0-4	277	69	523	2-1	4-41	28:31	S24	8-15
@ UTEP	W 24-21	11/6/15	19	34	161	18-36-0-2	231	70	392	4-1	3-16	33:24	U19	7-15
Rice*		23,031	16	30	96	14-28-0-2	230	58	326	3-0	5-42	26:36	R27	6-13
UTEP	L 21-31	11/14/15	19	30	112	21-38-2-3	193	68	305	1-0	3-27	31:07	U31	6-16
@ Old Dominion*		20,118	22	31	150	26-42-0-2	291	73	441	0-0	5-41	28:53	O29	4-14
@ UTEP	L 15-17	11/21/15	21	42	226	17-38-1-1	166	80	392	0-0	4-36	37:49	U30	8-21
LA Tech*		22,286	12	28	119	13-22-0-2	188	50	307	1-1	6-68	22:11	L20	2-10
UTEP	W 20-17	11/28/15	15	48	187	8-16-0-1	69	64	256	6-5	2-20	33:47	U22	4-16
@ North Texas*		8,305	10	31	129	10-29-1-0	76	60	205	2-1	10-120	26:13	N37	4-16

*Conference USA (C-USA) game



AARON JONES (2013-2016)

YEARLY RESULTS

2016 (4-8, 2-6 C-USA/T5th West Division) – Sean Kugler, Head Coach

Teams	Score	Date	First Downs	- Rushing - Att.	Yards	-Passing-Com-Att-Int-TD	-Passing-Yards	Plays	Total Offense	Fum.	Pen.	Time Poss.	Avg. Pos.	Third Downs
@ UTEP	W 38-22	9/3/16	28	49	289	15-28-0	229	77	518	3-1	7-56	37:24	U31	11-17
NM State		30,119	19	30	139	17-41-0	206	71	345	0-0	7-40	22:36	N19	5-15
UTEP	L 7-41	9/10/16	10	40	135	14-21-0	73	61	208	3-1	8-78	33:59	U19	3-15
@ #11 Texas		92,863	23	47	171	23-28-0	245	75	416	1-1	10-115	26:01	T38	3-12
@ UTEP	L 14-66	9/17/16	10	19	88	12-23-1	166	42	254	1-1	7-58	18:20	U27	3-9
Army		37,893	33	73	426	7-8-0	174	80	600	1-0	2-10	41:40	A32	10-12
@ UTEP	L 7-34	9/24/16	10	26	145	14-28-2	113	54	258	2-1	6-57	27:32	U28	1-11
Southern Miss*		21,419	18	39	202	16-27-0	176	66	378	2-2	4-30	32:28	S36	7-16
UTEP	L 7-28	10/1/16	22	35	122	25-34-1	293	69	415	1-1	6-55	35:36	U27	8-14
@ LA Tech*		22,101	19	22	196	19-28-0	191	50	387	1-0	2-12	24:24	L15	5-9
@ UTEP	L 21-35	10/8/16	16	25	149	17-39-1	191	63	340	0-0	3-30	24:06	U31	4-14
FIU*		17,751	23	44	258	21-31-1	241	75	499	1-0	6-57	35:54	F32	7-15
UTEP	W 52-49	10/22/16	19	38	159	16-24-0	285	62	444	3-1	13-72	25:19	U20	6-13
@ UTSA*	(50T)	23,633	29	52	278	21-37-1	247	89	525	0-0	7-65	34:41	U32	9-19
@ UTEP	L 21-31	10/29/16	24	35	132	22-37-1	205	72	337	1-1	2-10	34:01	U27	4-14
Old Dominion*		19,254	15	30	131	14-22-1	262	52	393	0-0	5-52	25:59	O32	1-8
@ UTEP	W 42-10	11/5/16	27	44	323	16-22-0	191	66	514	0-0	1-5	34:40	U26	6-11
Houston Baptist		15,977	12	32	137	8-27-0	90	59	227	0-0	2-28	25:20	H28	5-16
UTEP	L 31-35	11/12/16	21	40	237	13-19-1	118	59	355	0-0	7-59	33:10	U33	5-10
@ Florida Atlantic*		9,122	26	36	243	20-27-2	233	63	476	2-1	5-45	26:50	F26	5-10
UTEP	L 24-44	11/19/16	13	18	63	19-34-1	169	52	232	0-0	5-51	25:58	U26	3-12
@ Rice*		19,148	27	44	236	21-28-1	246	72	482	1-1	3-17	34:02	R34	4-10
@ UTEP	W 52-24	11/26/16	19	40	384	12-18-0	171	58	555	2-1	3-36	32:03	U23	10-13
North Texas*		18,591	21	27	107	23-42-0	197	68	304	2-0	3-35	27:57	N28	4-14

*Conference USA (C-USA) game

2017 (0-12, 0-8 C-USA/T5th West Division) – Sean Kugler/Mike Price^, Head Coach

Teams	Score	Date	First Downs	- Rushing - Att.	Yards	-Passing-Com-Att-Int-TD	-Passing-Yards	Plays	Total Offense	Fum.	Pen.	Time Poss.	Avg. Pos.	Third Downs
UTEP	L 7-56	9/2/17	11	21	73	16-27-0-0	94	48	167	1-1	5-50	25:24	U28	4-12
@ #7 Oklahoma		86,076	35	38	180	32-36-0-4	496	74	676	0-0	5-60	34:36	O25	4-7
@ UTEP	L 7-41	9/9/17	12	24	26	18-33-0-1	203	57	229	1-1	2-15	25:38	U20	4-14
Rice*		19,136	22	49	306	10-18-0-1	131	67	437	1-1	4-31	34:22	R35	4-10
@ UTEP	L 16-63	9/15/17	12	14	17	18-39-1-1	201	53	218	1-1	4-35	23:58	U28	2-12
Arizona		22,133	29	65	326	20-23-0-3	175	88	501	1-1	3-20	36:02	A39	8-15
UTEP	L 14-41	9/23/17	15	36	135	10-34-5-0	92	70	227	0-0	9-67	30:25	U26	2-15
@ NM State		17,546	21	29	179	26-43-1-2	283	72	462	1-1	11-88	29:35	N31	9-17
UTEP	L 21-35	9/30/17	16	37	152	9-18-0-1	110	55	262	1-0	5-50	28:27	U24	5-12
@ Army		31,133	22	50	353	3-7-1-1	80	57	433	0-0	6-47	31:33	A29	5-9
@ UTEP	L 14-15	10/7/17	15	36	163	12-22-0-1	124	58	287	1-0	7-68	33:02	U28	5-13
WKU*		20,418	18	33	74	24-37-0-0	208	70	282	1-0	6-49	26:58	W27	7-17
UTEP	L 0-24	10/14/17	6	22	17	14-28-1-0	130	50	147	3-2	5-45	24:48	U26	6-15
@ Southern Miss*		21,970	20	45	202	16-27-2-1	221	72	423	2-1	10-94	35:12	S34	9-16
@ UTEP	L 14-31	10/28/17	10	26	110	8-29-2-0	133	55	243	0-0	4-51	25:35	U27	4-14
UTSA*		19,456	22	42	205	18-30-1-1	188	72	393	1-1	8-47	34:25	U31	5-12
UTEP	L 3-30	11/4/17	6	32	89	10-23-0-0	48	55	137	0-0	6-60	30:07	U29	2-16
@ Middle Tennessee*		11,411	18	36	210	13-30-1-3	190	66	400	0-0	9-92	29:53	M30	6-16
UTEP	L 10-45	11/11/17	15	32	100	16-32-1-0	131	64	231	0-0	7-59	31:38	U23	4-15
@ North Texas*		26,108	27	39	259	23-35-0-4	213	74	472	1-1	4-40	28:22	N31	8-13
@ UTEP	L 21-42	11/18/17	18	36	164	11-25-2-2	246	61	410	1-1	9-65	27:36	U27	3-11
LA Tech*		16,597	28	49	354	15-28-0-2	203	77	546	2-2	8-70	32:24	L27	9-14
UTEP	L 7-28	11/25/17	10	30	101	8-20-2-1	107	50	208	1-0	7-60	26:49	U22	2-11
@ UAB*		14,505	23	45	175	15-25-0-2	159	70	334	0-0	3-40	33:11	U33	10-16

^ Kugler was head coach for the first five games; Price was head coach for the season's last seven games | *Conference USA (C-USA) game

2018 (1-11, 1-7 C-USA/T6th West Division) – DANA DIMEL, Head Coach

Teams	Score	Date	First Downs	- Rushing - Att.	Yards	-Passing-Com-Att-Int-TD	-Passing-Yards	Plays	Total Offense	Fum.	Pen.	Time Poss.	Avg. Pos.	Third Downs
@ UTEP	L 10-30	9/1/18	15	36	102	15-31-2-0	127	67	229	2-1	10-76	34:41	U28	7-18
Northern Arizona			14	36	107	19-26-1-2	211	62	318	0-0	7-70	25:19	N35	6-15
UTEP	L 24-52	9/8/18	19	37	265	11-29-1-0	123	66	388	3-2	8-67	28:41	U23	6-13
@ UNLV			29	56	414	7-14-0-3	119	70	533	0-0	3-29	31:19	H33	6-12
UTEP	L 0-24	9/15/18	7	28	95	9-23-0-0	39	51	134	1-0	6-42	26:36	U21	2-14
@ Tennessee			24	50	345	13-19-0-1	167	69	512	3-2	8-65	33:24	T30	4-12
@ UTEP	L 20-27	9/22/18	24	64	235	10-16-1-1	194	80	429	3-2	10-73	40:48	U28	6-15
NM State			15	34	155	9-18-0-1	156	52	311	1-1	8-65	19:12	N25	6-12
UTEP	L 21-30	9/29/18	15	44	154	11-19-1-1	143	63	297	2-1	5-41	33:43	U25	6-14
@ UTSA*			17	24	91	20-35-0-2	187	59	278	1-1	4-45	26:17	H42	4-12
@ UTEP	L 24-27	10/6/18	19	28	104	16-33-2-2	313	61	417	0-0	4-26	26:41	U22	6-12
North Texas*			21	35	134	23-34-0-2	294	69	428	1-0	3-40	33:19	N35	8-17
UTEP	L 24-31	10/20/18	18	37	72	19-33-1-1	284	70	356	1-0	6-60	32:49	U25	6-17
@ LA Tech*			19	31	169	17-29-0-1	156	60	325	2-0	6-55	27:11	L31	1-10
@ UTEP	L 0-19	10/27/18	10	28	19	12-20-0-0	101	48	120	1-0	6-60	25:43	U28	2-11
UAB*			23	47	265	13-23-1-0	92	70	357	0-0	6-65	34:17	A23	5-13
UTEP	W 34-26	11/3/18	20	45	200	14-24-1-0	210	69	410	1-1	3-13	32:59	U29	9-15
@ Rice*			16	28	70	17-32-2-2	313	60	383	1-1	7-45	27:01	R30	3-13
@ UTEP	L 32-48	11/10/18	16	29	115	18-39-2-2	218	68	333	1-1	1-15	26:29	H32	4-13
Middle Tennessee*			21	36	139	31-40-0-4	352	76	491	2-1	6-63	33:31	M39	5-15
UTEP	L 16-40	11/17/18	11	20	50	15-34-5-2	342	54	392	1-0	3-30	21:55	U18	2-10
@ WKU*			22	50	208	19-31-1-2	214	81	422	0-0	7-62	38:05	W38	7-17
@ UTEP	L 7-39	11/24/18	12	31	73	11-23-3-1	114	54	187	1-1	2-15	26:28	U25	2-12
Southern Miss*			21	48	252	15-21-0-1	126	69	378	3-0	2-15	33:32	S37	4-12

*Conference USA (C-USA) game

YEARLY RESULTS

2019 (1-11, 0-8 C-USA/7th West Division) – Dana Dimel, Head Coach

Teams	Score	Date	First Downs	- Rushing - Att.	Yards	-Passing- Com-Att-Int-TD	-Passing- Yards	Plays	Total Offense	Fum.	Pen.	Time Poss.	Avg. Pos.	Third Downs
@ UTEP	W, 36-34	8/31/19	20	46	240	10-20-1-1	268	66	508	0-0	6-75	34:00		5-11
Houston Baptist		34,646	23	34	113	27-37-0-2	300	71	413	0-0	5-35	26:00		6-14
UTEP	L, 3-38	9/7/19	11	38	77	7-19-0-0	54	57	131	0-0	9-76	33:09		2-15
@ Texas Tech		56,957	27	31	160	31-47-1-3	264	78	424	2-0	4-50	26:51		8-14
@ UTEP	L, 21-37	9/21/19	17	47	162	10-17-3-0	116	64	278	0-0	7-82	34:55		3-11
Nevada		10,493	19	37	193	16-22-1-2	210	59	403	1-1	4-28	25:05		6-10
UTEP	L, 13-31	9/28/19	14	25	126	14-28-0-0	168	53	294	0-0	7-60	26:27		4-14
@ Southern Miss*		23,337	21	37	168	19-28-0-3	351	65	519	3-1	8-70	33:33		9-14
@ UTEP	L, 16-26	10/5/19	20	30	99	16-31-0-1	181	61	280	0-0	8-75	31:14		2-12
UTSA*		13,876	19	48	320	6-14-0-1	46	62	366	0-0	9-77	28:46		4-12
UTEP	L, 17-32	10/19/19	17	45	132	12-21-1-1	151	66	283	2-0	10-106	37:08		6-15
@ FIU*		13,951	15	32	185	9-17-0-1	150	49	335	0-0	4-39	22:52		6-11
@ UTEP	L, 21-42	10/26/19	21	34	104	17-30-0-1	227	64	331	4-3	3-30	27:57		6-13
LA Tech*		16,084	29	34	152	29-36-1-3	338	70	490	1-0	6-66	32:03		6-10
UTEP	L, 26-52	11/2/19	14	35	156	17-29-0-0	119	64	275	2-1	4-24	32:46		7-16
@ North Texas*		22,548	25	35	144	24-39-0-7	332	74	476	1-1	1-5	27:14		10-16
@ UTEP	L, 21-28	11/9/19	17	37	174	15-20-1-1	215	57	389	2-0	8-70	28:19		7-12
Charlotte*		15,683	22	35	129	24-35-1-2	354	70	483	0-0	7-53	31:41		8-14
UTEP	L, 10-37	11/16/19	19	29	90	16-41-1-1	222	70	312	0-0	5-25	29:44		2-13
@ UAB*		19,875	17	49	353	5-10-0-1	96	59	449	0-0	9-83	30:16		6-12
UTEP	L, 35-44	11/23/19	27	40	199	24-38-1-2	358	78	557	1-1	5-45	37:14		6-14
@ NM State		21,584	17	25	259	19-31-0-1	182	56	441	0-0	3-26	22:46		4-13
@ UTEP	L, 16-30	11/30/19	18	32	99	19-36-0-1	213	68	312	1-0	8-70	32:33		7-16
Rice*		11,776	16	35	256	8-17-1-1	115	52	371	1-1	2-17	27:27		6-11

*Conference USA (C-USA) game

2020 (3-5, 0-4 C-USA/7th West Division) – Dana Dimel, Head Coach

Teams	Score	Date	First Downs	- Rushing - Att.	Yards	-Passing- Com-Att-Int-TD	-Passing- Yards	Plays	Total Offense	Fum.	Pen.	Time Poss.	Avg. Pos.	Third Downs
@ UTEP	W, 24-14	9/5/20	19	37	152	17-28-1-1	212	65	364	1-1	4-40	36:47		8-13
Stephen F. Austin		6,047	14	23	97	14-21-1-1	133	44	230	1-1	5-45	23:13		3-8
UTEP	L, 3-59	9/12/20	14	33	43	19-39-1-0	190	72	233	0-0	7-30	34:17		3-16
@ Texas		15,337	28	33	208	29-41-0-7	481	74	689	1-0	6-55	25:43		5-10
@ UTEP	W, 17-13	9/19/20	17	34	98	15-25-0-0	195	59	293	1-0	4-58	29:58		4-12
Abilene Christian		6,056	15	35	99	15-23-0-0	209	58	308	3-2	6-56	30:02		2-12
UTEP	W, 31-6	9/26/20	21	47	210	13-25-0-0	302	72	512	2-1	7-60	39:36		11-17
@ ULM		5,491	6	14	7	19-31-1-1	186	45	193	1-0	7-72	20:24		0-11
UTEP	L, 17-21	10/10/20	14	27	60	18-39-1-1	206	66	266	1-1	12-128	26:58		4-14
@ Louisiana Tech*		7,140	16	42	91	14-28-0-0	119	70	210	0-0	3-35	33:02		7-18
UTEP	L, 28-38	10/24/20	24	38	170	19-35-2-2	204	73	374	1-1	5-40	31:02		8-13
@ Charlotte*		1,042	17	35	144	14-23-0-2	185	58	329	1-0	11-122	28:58		8-13
@ UTEP	CANCELED	11/7/20												
FIU*														
UTEP	L, 21-52	11/14/20	13	28	77	15-22-0-1	169	50	246	5-2	6-56	27:08		3-10
@ UTSA*		6,243	29	48	288	22-28-0-3	312	76	600	2-2	6-43	32:52		10-13
@ UTEP	CANCELED	11/20/20												
UAB*														
UTEP	CANCELED	11/28/20												
@ Rice*														
@ UTEP	CANCELED	12/4/20												
Southern Miss*														
UTEP	L, 43-45	12/11/20	27	56	301	10-26-4-2	196	82	497	1-0	12-93	35:45		7-14
North Texas* ^		5,612	24	44	189	16-30-0-5	302	74	491	1-1	5-40	24:15		2-10

*Conference USA (C-USA) game

^ UTEP served as the designated home team despite the game being played in Denton, Texas, due to COVID-19



YEARLY RESULTS

2021 (7-6, 4-4 C-USA/4th West Division) – Dana Dimel, Head Coach

Teams	Score	Date	First Downs	- Rushing - Att.	Yards	-Passing- Com-Att-Int-TD	-Passing- Yards	Plays	Total Offense	Fum.	Pen.	Time Poss.	Avg. Pos.	Third Downs
UTEP	W 30-3	8/28/21	19	42	203	11-20-2-1	249	62	452	0-0	12-145	32:29	U29	3-12
@ NM State		19,034	20	35	91	9-33-0-0	92	68	183	2-1	9-85	27:31	N34	3-15
@ UTEP	W 38-28	9/4/21	24	51	289	14-23-0-3	183	74	472	3-1	12-113	35:34	U34	4-11
Bethune-Cookman		14,554	12	25	118	15-22-1-2	215	47	333	2-1	12-102	24:26	B29	2-8
UTEP	L 13-54	9/10/21	20	40	104	16-26-3-1	232	66	336	3-3	8-80	34:36	U21	5-14
@ Boise State		35,518	21	37	121	17-25-0-2	340	62	461	2-1	7-103	25:24	B46	5-12
@ UTEP	W 20-13	9/25/21	12	33	51	15-29-1-1	293	62	344	0-0	6-44	30:08	U28	5-17
New Mexico		15,069	17	35	123	17-39-1-0	165	74	288	1-1	8-64	29:52	N26	5-18
@ UTEP	W 28-21	10/2/21	17	46	142	10-20-0-2	191	66	333	1-0	7-82	34:28	U33	7-16
Old Dominion*		11,025	19	33	88	20-34-1-1	194	67	282	2-1	6-55	25:32	O23	7-16
UTEP	W 26-13	10/9/21	16	39	265	7-17-1-0	127	56	392	0-0	6-62	30:48	U24	4-13
@ Southern Miss*		26,049	17	32	15	20-31-1-2	239	63	254	1-1	13-90	29:12	S28	4-13
@ UTEP	W 19-3	10/16/21	18	44	102	19-29-1-0	283	73	385	4-3	5-50	36:43	U26	5-16
LA Tech*		18,468	14	28	92	15-29-3-0	186	57	278	1-0	6-54	23:17	L30	3-12
UTEP	L 25-28	10/30/21	18	31	110	23-47-2-2	327	78	437	1-0	13-97	35:56	U21	4-17
@ Florida Atlantic*		16,432	12	37	131	13-26-0-1	149	63	280	1-0	8-79	22:09	F41	2-15
@ UTEP	L 23-44	11/6/21	20	32	127	13-30-0-3	247	62	374	1-0	7-55	26:19	U24	7-14
No. 16/18 UTSA*		31,658	28	42	276	22-34-0-2	286	76	562	0-0	9-85	33:41	U26	7-14
UTEP	L 17-20	11/13/21	14	33	109	15-29-1-1	273	62	382	2-0	7-54	29:45	U23	5-16
@ North Texas*		20,056	22	49	183	15-33-0-1	240	82	423	0-0	2-20	30:15	N27	7-20
@ UTEP	W 38-28	11/20/21	23	32	122	23-35-1-2	366	67	488	1-0	10-78	31:10	U32	4-11
Rice*		10,097	22	34	160	19-38-0-2	230	72	390	1-0	3-35	28:50	R28	4-16
UTEP	L 25-42	11/26/21	17	30	99	21-34-1-1	204	64	303	3-2	10-62	31:05	U32	3-13
@ UAB*		19,683	18	41	220	15-21-1-2	108	62	328	1-0	5-50	28:55	U35	6-14
UTEP	L 24-31	12/18/21	16	29	98	13-27-1-2	303	56	401	2-1	7-50	25:16	U26	1-10
Fresno State+		16,422	26	35	181	26-41-0-1	286	76	467	0-0	5-58	34:43	F24	5-12

+ 2021 Pubg Mobile New Mexico Bowl | *Conference USA (C-USA) game

2022 (5-7, 3-5 C-USA/8th Overall) – Dana Dimel, Head Coach

Teams	Score	Date	First Downs	- Rushing - Att.	Yards	-Passing- Com-Att-Int-TD	-Passing- Yards	Plays	Total Offense	Fum.	Pen.	Time Poss.	Avg. Pos.	Third Downs
@ UTEP	L 13-31	8/27/22	22	30	107	21-48-0-1	293	78	400	1-1	5-50	28:37	U30	7-18
North Texas*		45,971	24	41	163	16-29-0-3	236	70	399	1-1	6-65	31:23	N26	6-12
UTEP	L13-45	9/3/22	26	31	28	31-51-1-0	288	82	316	3-0	6-50	38:33	U23	5-15
@ No. 9 Oklahoma		83,173	23	38	259	15-23-0-2	233	61	492	1-0	7-59	21:27	O29	3-8
@ UTEP	W 20-13	9/10/22	17	31	108	12-27-0-1	153	58	261	3-2	5-55	28:18	U29	3-12
NM State		23,325	17	40	187	8-25-1-0	111	65	298	3-2	7-85	31:42	N29	4-14
UTEP	L 10-27	9/17/22	17	21	54	20-46-4-0	299	67	353	3-3	8-93	23:27	U25	2-11
@ New Mexico		15,269	17	45	188	13-19-1-0	111	64	299	2-1	8-75	36:33	N44	3-15
@ UTEP	W 27-10	9/23/22	17	54	199	10-11-0-1	123	65	322	0-0	5-40	40:35	U31	8-15
Boise State		11,227	14	19	84	13-34-0-1	93	53	177	0-0	4-21	19:25	B25	4-12
UTEP	W 41-35	10/1/22	20	45	252	10-14-0-3	173	59	425	3-1	10-99	33:40	U25	3-11
@ Charlotte*		9,547	27	27	100	21-38-1-4	347	65	447	3-2	8-76	26:20	C27	5-11
UTEP	L 31-41	10/8/22	27	38	181	23-51-3-2	320	89	501	1-1	4-40	34:34	U29	5-16
@ LA Tech*		16,375	18	33	114	18-27-0-4	266	60	380	2-2	6-58	25:26	L33	4-11
@ UTEP	W 24-21	10/22/22	17	41	234	16-26-1-1	164	67	412	1-0	9-56	35:38	U28	6-13
FAU*		12,796	20	38	165	12-20-0-1	178	58	329	5-1	3-25	24:22	F29	4-11
@ UTEP	L 13-24	10/29/22	19	34	101	20-35-1-1	191	69	292	0-0	8-67	32:33	U19	6-16
Middle Tennessee*		10,727	20	35	113	21-27-0-3	265	62	378	1-1	7-43	27:27	M32	3-12
UTEP	L 30-37	11/3/22	15	36	154	15-28-0-1	159	64	313	0-0	4-24	31:21	U31	9-16
@ Rice*		18,326	21	32	168	21-31-1-2	334	63	502	1-1	5-50	28:39	R27	8-13
UTEP	W 40-6	11/19/22	29	61	335	12-18-0-2	190	79	525	1-1	3-30	42:00	U35	8-15
FIU*		10,758	5	22	15	6-21-1-0	56	43	71	0-0	3-40	18:00	F21	2-12
UTEP	L 31-34	11/26/22	26	42	253	12-25-2-2	245	67	498	2-0	11-65	36:14	U26	4-11
@ No. 25 UTSA*		26,061	20	33	76	16-24-0-3	382	57	458	0-0	8-75	23:46	S23	3-10



GAME-BY-GAME LEADERS

1965

DATE	OPPONENT	RUSH (ATT-YDS-TD)	PASS (COMP-ATT-INT-TD-YDS)	REC. (REC-YDS-TD)	P (ATT-YDS, AVG.)	FG (FGM YDS)	TACKLES (TOTAL)
10/16/65	at Wyoming	Dick Weeks (8-27-0)	Billy Stevens (14-47-3-2-247)	Chuck Hughes (5-135-1)	Don Davis (9-279, 31.0)	None	Charlie West (17)
10/30/65	Arizona State	Dick Weeks (13-58-2)	Billy Stevens (25-53-3-1-326)	Chuck Hughes (17-254-0)	Don Davis (8-328, 41.0)	None	Charles Arciniega (10)
11/6/65	at Arizona	Dick Weeks (9-46-0)	Billy Stevens (19-46-3-0-209)	Chuck Hughes (7-104-0)	Don Davis (7-282, 40.3)	Joe Cook (33)	Fred Carr (13)
11/13/65	at Utah	Dick Weeks (18-58-1)	Billy Stevens (8-27-4-1-195)	Bob Wallace (4-164-1)	Don Davis (8-368, 46.0)	None	Fred Carr (15)
11/20/65	Xavier	Don Davis (23-119-1)	Billy Stevens (21-45-2-3-273)	Chuck Hughes (9-111-3)	Don Davis (6-246, 41.0)	Joe Cook (34)	Buster Barnes (11)
11/27/65	West Texas State	Mark Yarbrough (7-75-2)	Billy Stevens (29-56-2-2-355)	Chuck Anderson (9-126-0)	Don Davis (4-185, 46.2)	Joe Cook (33)	Harrison Gamble (7)
12/31/65	TCU	Don Davis (14-41-0)	Billy Stevens (21-34-3-1-208)	Chuck Hughes (6-115-1)	Don Davis (5-195, 39.0)	Joe Cook (21,18)	Larry Rumsey (11)

1966

DATE	OPPONENT	RUSH (ATT-YDS-TD)	PASS (COMP-ATT-INT-TD-YDS)	REC. (REC-YDS-TD)	P (ATT-YDS, AVG.)	FG (FGM YDS)	TACKLES (TOTAL)
9/17/66	at Arizona State	Reginald Matthews (4-35-0)	Billy Stevens (15-44-2-3-256)	Chuck Hughes (5-121-1)	Don Davis (5-188, 37.6)	None	Two players (11)
9/24/66	at North Texas	Don Davis (9-29-1)	Billy Stevens (25-49-1-0-300)	Chuck Hughes (5-88-0)	Don Davis (8-308, 38.5)	Jerry Waddles (22)	Dick Daugherty (9)
10/1/66	New Mexico	Larry McHenry (13-74-0)	Billy Stevens (10-26-0-0-115)	Dave Karns (4-95-3)	Don Davis (3-138, 46.0)	Jerry Waddles (31,38)	Fred Carr (12)
10/8/66	at West Texas State	Larry McHenry (21-79-0)	Billy Stevens (16-34-2-1-192)	Bob Wallace (4-62-0)	Don Davis (7-250, 35.7)	Jerry Waddles (21)	Fred Carr (10)
10/15/66	Arlington State	Leroy Johnson (18-77-0)	Billy Stevens (15-20-0-5-351)	Dave Karns (7-118-3)	Don Davis (3-250, 31.3)	Jerry Waddles (39)	Two players (11)
10/22/66	San Jose State	Leroy Johnson (14-59-0)	Billy Stevens (14-32-4-1-167)	Bob Wallace (7-77-0)	Don Davis (6-242, 40.3)	None	Gene Jackson (11)
11/5/66	at BYU	Leroy Johnson (15-158-1)	Billy Stevens (21-44-4-3-284)	Chuck Hughes (8-98-0)	Don Davis (4-174, 43.5)	None	Fred Carr (11)
11/12/66	Wyoming	Larry McHenry (9-25-0)	Billy Stevens (6-21-1-1-94)	Dave Karns (4-80-1)	Don Davis (12-505, 42.1)	None	Gene Epps (10)
11/19/66	New Mexico State	Larry McHenry (13-93-0)	Billy Stevens (11-18-1-3-219)	Bob Wallace (3-103-2)	Don Davis (4-144, 36.0)	None	Gene Epps (11)
11/26/66	Utah	Larry McHenry (13-69-0)	Billy Stevens (7-15-1-1-102)	Chuck Hughes (9-100-2)	Don Davis (7-275, 39.3)	Jerry Waddles (33)	Fred Carr (13)

1967

DATE	OPPONENT	RUSH (ATT-YDS-TD)	PASS (COMP-ATT-INT-TD-YDS)	REC. (REC-YDS-TD)	P (ATT-YDS, AVG.)	FG (FGM YDS)	TACKLES (TOTAL)
9/16/67	UC-Santa Barbara	Leroy Johnson (14-111-2)	Brooks Dawson (17-26-2-4-175)	Volley Murphy (5-117-1)	Tom Galloway (7-296, 42.3)	None	Fred Carr (13)
10/7/67	at Arizona State	Paul White (8-25-0)	Billy Stevens (16-39-3-1-239)	Volley Murphy (5-124-1)	Tom Galloway (9-402, 44.7)	Jerry Waddles (46)	Fred Carr (11)
10/14/67	at Arizona	Larry McHenry (15-51-0)	Billy Stevens (11-25-3-0-182)	Dave Karns (5-73-0)	Tom Galloway (11-501, 45.5)	None	Fred Carr (10)
10/21/67	BYU	Paul White (7-91-1)	Billy Stevens (13-25-4-6-293)	Volley Murphy (5-115-4)	Tom Galloway (8-367, 45.9)	None	Fred Carr (12)
10/27/67	at New Mexico	Billy Stevens (1-17-0)	Brooks Dawson (9-20-0-6-376)	Volley Murphy (4-234-3)	Tom Galloway (5-220, 44.0)	None	Gene Epps (12)
11/4/67	New Mexico State	Larry McHenry (13-51-0)	Brooks Dawson (24-50-2-4-426)	Bob Wallace (10-233-2)	Tom Galloway (6-251, 41.8)	Jerry Waddles (22,37)	Fred Carr (12)
11/11/67	Colorado State	Larry McHenry (7-54-0)	Billy Stevens (16-40-1-2-261)	Paul White (5-111-1)	Tom Galloway (9-333, 37.0)	Jerry Waddles (22)	Fred Carr (20)
11/18/67	Wyoming	Larry McHenry (14-44-0)	Brooks Dawson (12-30-1-3-170)	Volley Murphy (7-87-2)	Tom Galloway (8-332, 41.5)	None	Two players (16)
11/25/67	at Utah	Larry McHenry (12-53-0)	Billy Stevens (23-42-4-2-249)	Ron Jones (7-94-1)	Tom Galloway (6-276, 46.0)	Jerry Waddles (37,38)	Charlie West (10)
12/30/67	Mississippi	Larry McHenry (13-73-1)	Billy Stevens (13-26-1-1-155)	Bob Wallace (6-83-0)	Tom Galloway (12-511, 42.6)	None	Gene Epps (12)

1968

DATE	OPPONENT	RUSH (ATT-YDS-TD)	PASS (COMP-ATT-INT-TD-YDS)	REC. (REC-YDS-TD)	P (ATT-YDS, AVG.)	FG (FGM YDS)	TACKLES (TOTAL)
9/14/68	UC-Santa Barbara	Gene Childs (23-75-0)	Brooks Dawson (29-65-0-2-342)	David Millican (8-143-1)	Tom Galloway (9-386, 42.9)	None	Gene Epps (18)
9/21/68	New Mexico	Leroy Johnson (14-78-0)	Brooks Dawson (11-22-1-2-196)	Major Stevenson (3-84-1)	Tom Galloway (4-146, 36.5)	Jerry Waddles (27)	Grady Cavness (15)
9/28/68	at Arizona State	Gene Childs (11-52-0)	Brooks Dawson (18-41-2-3-307)	Volley Murphy (5-162-1)	Tom Galloway (9-355, 39.4)	None	Gene Epps (14)
10/5/68	at Arizona	Gene Childs (15-53-0)	Brooks Dawson (8-26-6-0-90)	Dave Karns (5-56-0)	Tom Galloway (11-411, 37.4)	None	Grady Cavness (12)
10/12/68	Long Beach State	Gene Childs (16-57-0)	Bob Stewart (13-29-1-0-238)	Billy Taylor (3-77-0)	Tom Galloway (7-215, 30.7)	None	Grady Cavness (10)
10/19/68	New Mexico State	Paul White (11-56-0)	Bob Stewart (15-31-3-3-271)	Volley Murphy (3-102-2)	Tom Galloway (5-229, 45.8)	Jeff White (45,21,44)	Denver Samples (12)
10/26/68	at BYU	Gene Childs (4-22-0)	Brooks Dawson (17-24-0-3-304)	Reggie Matthews (3-109-1)	Tom Galloway (8-339, 42.4)	Jeff White (52)	Gene Epps (19)
11/9/68	North Texas	Gene Childs (19-100-0)	Brooks Dawson (28-52-0-4-401)	Ron Jones (7-132-0)	Tom Galloway (6-260, 43.3)	Jerry Waddles (24)	Denver Samples (11)
11/16/68	Wyoming	Paul White (4-7-0)	Bob Stewart (16-40-3-3-192)	David Millican (4-97-1)	Tom Galloway (7-261, 37.3)	None	Two players (18)
11/23/68	Colorado State	Gene Childs (13-115-2)	Bob Stewart (11-22-0-2-121)	Ron Jones (3-55-0)	Tom Galloway (9-384, 42.7)	None	Grady Cavness (14)

1969

DATE	OPPONENT	RUSH (ATT-YDS-TD)	PASS (COMP-ATT-INT-TD-YDS)	REC. (REC-YDS-TD)	P (ATT-YDS, AVG.)	FG (FGM YDS)	TACKLES (TOTAL)
9/13/69	Pacific	Gene Childs (21-90-0)	Bill Craig (10-25-3-1-188)	Ed Puishes (3-98-1)	Jeff White (6-228, 38.0)	None	Jim Sanson (12)
9/27/69	at New Mexico	Gene Childs (14-107-1)	Bill Craig (8-19-3-1-147)	Billy Taylor (2-48-0)	Jeff White (7-308, 44.0)	None	Calvin Taylor (18)
10/4/69	Utah	Gene Childs (16-77-1)	Bill Craig (14-38-3-0-240)	Ed Puishes (8-121-0)	Jeff White (8-368, 46.0)	None	Jim Sanson (16)
10/11/69	at Wyoming	Gene Childs (23-36-1)	Neil Lovorn (10-30-3-0-170)	Ed Puishes (7-126-0)	Jeff White (7-304, 43.4)	Jeff White (30)	Ken Koval (16)
10/18/69	at Arizona	Dick Rausch (10-35-1)	Bill Craig (14-30-3-0-128)	Ed Puishes (7-100-0)	Jeff White (5-216, 43.2)	Jeff White (26)	Two players (12)
10/25/69	BYU	Paul Gibson (16-53-0)	Neil Lovorn (9-20-1-1-119)	Dennis Mayfield (4-54-0)	Jeff White (8-311, 38.9)	None	Ken Koval (13)
11/1/69	at Colorado State	Dick Rausch (21-69-0)	Bill Craig (15-41-0-1-184)	Ed Puishes (6-102-1)	Jeff White (10-337, 33.7)	Jeff White (23)	Jim Sanson (12)
11/8/69	New Mexico State	Gene Childs (16-103-2)	Bill Craig (25-52-3-1-348)	Ed Puishes (11-175-1)	Jeff White (4-159, 39.8)	Jeff White (32)	Jim Sanson (19)
11/15/69	Arizona State	Gene Childs (16-46-0)	Bill Craig (13-39-1-1-164)	Billy Taylor (9-123-0)	Jeff White (12-440, 36.7)	None	Jim Sanson (10)
11/29/69	Xavier	Gene Childs (17-85-0)	Bill Craig (6-21-4-0-74)	Ed Puishes (3-48-0)	Jeff White (4-173, 43.3)	Jeff White (39)	Don Croft (13)

1970

DATE	OPPONENT	RUSH (ATT-YDS-TD)	PASS (COMP-ATT-INT-TD-YDS)	REC. (REC-YDS-TD)	P (ATT-YDS, AVG.)	FG (FGM YDS)	TACKLES (TOTAL)
9/12/70	Pacific	Robbie Rogers (17-112-1)	Bill Craig (19-38-2-0-255)	Ed Puishes (10-162-0)	Jeff White (3-99, 33.0)	Jeff White (32,27)	Jim Sanson (15)
9/19/70	at Utah	Paul Adamian (17-65-0)	Bill Craig (18-38-7-2-333)	Ed Puishes (6-172-2)	Jeff White (4-141, 35.3)	None	Jim Sanson (12) 9/26/70
	at BYU	Paul Adamian (19-73-1)	Bill Craig (9-19-0-1-165)	Ed Puishes (5-72-0)	Jeff White (4-140, 35.0)	Jeff White (41)	Jim Sanson (16)
10/3/70	New Mexico State	Phil Hatch (24-99-1)	Bill Craig (11-28-0-1-151)	Ed Puishes (3-53-0)	Jeff White (5-229, 45.8)	None	Tony Perea (14)
10/17/70	Colorado State	Phil Hatch (21-73-1)	Bill Craig (26-59-2-2-507)	Ed Puishes (9-198-0)	Jeff White (7-257, 36.7)	Jeff White (31,32,31)	Don Croft (17)
10/24/70	Arizona State	Phil Hatch (18-126-2)	Bill Craig (6-23-1-0-72)	Phil Hatch (2-35-0)	Jeff White (8-296, 37.0)	None	Tony Perea (26)
10/31/70	New Mexico	Phil Hatch (21-137-0)	Bill Craig (19-41-3-1-233)	Billy Taylor (7-88-0)	Jeff White (4-187, 46.8)	Jeff White (32)	Two players (16)
11/7/70	Wyoming	Phil Hatch (18-184-3)	Bill Craig (3-12-1-0-41)	Ed Puishes (2-36-0)	Jeff White (6-266, 44.6)	None	Don Croft (16)
11/14/70	Arizona	James Berry (19-92-0)	Bill Craig (8-18-0-1-114)	Ed Puishes (4-58-0)	Jeff White (7-291, 41.6)	Jeff White (25,46)	Jim Sanson (20)
11/19/70	vs. Trinity (Texas)	Paul Adamian (15-65-0)	Bill Craig (18-32-2-2-220)	Ed Puishes (11-154-1)	Jeff White (6-265, 44.2)	Jeff White (20)	Jim Sanson (14)

GAME-BY-GAME LEADERS

1971

DATE	OPPONENT	RUSH (ATT-YDS-TD)	PASS (COMP-ATT-INT-TD-YDS)	REC. (REC-YDS-TD)	P (ATT-YDS, AVG.)	FG (FGM YDS)	TACKLES (TOTAL)
9/11/71	Texas-Arlington	Phil Hatch (14-74-1)	Gary Keithley (8-14-0-2-99)	Ed Puishes (6-67-1)	Gary Keithley (6-272, 45.3)	Ray Brahm (35)	Tony Perea (19)
9/18/71	Pacific	David Atkins (7-56-0)	Gary Keithley (15-27-4-1-155)	Juan Borrego (5-76-0)	Gary Keithley (7-300, 42.9)	None	Tony Perea (20)
9/25/71	Arizona	Phil Hatch (14-45-0)	Gary Keithley (17-35-3-0-256)	Mike Anderson (6-119-0)	Gary Keithley (8-355, 44.4)	Ray Brahm (23,31)	Ed Hochuli (18)
10/2/71	at Arizona State	Phil Hatch (10-21-1)	Gary Keithley (4-9-2-0-58)	Ed Puishes (1-25-0)	Gary Keithley (9-382, 42.4)	None	Tony Perea (14)
10/9/71	Utah	Phil Hatch (13-46-0)	Gary Keithley (7-13-0-0-107)	Ed Puishes (2-49-0)	Gary Keithley (11-433, 39.4)	Ray Brahm (36)	Tony Perea (18)
10/16/71	at New Mexico State	James Berry (35-164-0)	Gary Keithley (6-10-2-1-64)	Ed Puishes (2-25-0)	Gary Keithley (4-174, 43.5)	None	Tony Perea (11)
10/23/71	at Wyoming	James Berry (31-87-1)	Gary Keithley (8-10-0-0-90)	Phil Hatch (3-36-0)	Gary Keithley (7-271, 38.7)	None	Tony Perea (12)
10/30/71	BYU	Phil Hatch (8-24-0)	Gary Keithley (19-39-2-0-175)	Mike Anderson (4-46-0)	Gary Keithley (7-316, 45.2)	None	Tony Perea (23)
11/13/71	at New Mexico	David Atkins (6-43-0)	Gary Keithley (14-23-1-1-177)	Tom Altemus (4-67-0)	Gary Keithley (4-155, 38.7)	None	Tony Perea (19)
11/20/71	Colorado State	Phil Hatch (11-96-1)	Bill Craig (4-11-0-0-60)	Mike Anderson (3-28-0)	Gary Keithley (4-162, 40.5)	None	Tony Perea (21)
11/27/71	Long Beach State	James Berry (29-116-3)	Gary Keithley (16-23-0-1-146)	Mike Anderson (6-62-1)	Gary Keithley (2-70, 35.0)	Ray Brahm (22)	Scott DeSha (16)

1972

DATE	OPPONENT	RUSH (ATT-YDS-TD)	PASS (COMP-ATT-INT-TD-YDS)	REC. (REC-YDS-TD)	P (ATT-YDS, AVG.)	FG (FGM YDS)	TACKLES (TOTAL)
9/16/72	Lamar	Ed Herriott (14-46-0)	Gary Keithley (21-38-2-3-327)	Greg Taylor (12-197-2)	Lonnie Crittenden (4-128, 32.0)	None	Tony Perea (18)
9/23/72	Pacific	Al Barrett (13-70-0)	Gary Keithley (25-38-0-1-295)	Lonnie Crittenden (8-129-1)	Gary Keithley (3-124, 41.3)	None	Tony Perea (17)
9/30/72	New Mexico State	David Atkins (15-68-1)	Gary Keithley (6-8-0-0-72)	Greg Taylor (2-21-0)	Gary Keithley (3-114, 38.0)	None	Tony Perea (21)
10/7/72	at Utah	Al Barrett (20-115-1)	Gary Keithley (20-31-1-1-290)	Lonnie Crittenden (9-143-0)	Gary Keithley (7-330, 47.1)	None	Tony Perea (13)
10/14/72	at BYU	Al Barrett (17-61-2)	Gary Keithley (21-31-0-0-316)	Greg Taylor (11-176-0)	Gary Keithley (5-203, 40.6)	None	Tony Perea (11)
10/21/72	New Mexico	David Atkins (10-72-0)	Gary Keithley (10-25-2-0-130)	Greg Taylor (4-97-0)	Gary Keithley (5-203, 40.6)	None	Tony Perea (16)
10/28/72	at Arizona	Al Barrett (19-131-0)	Gary Keithley (8-20-2-1-80)	Lonnie Crittenden (4-46-0)	Gary Keithley (7-290, 41.4)	None	Ed Hochuli (12)
11/4/72	Arizona State	David Atkins (13-36-1)	Gary Keithley (23-42-2-1-275)	Lonnie Crittenden (7-83-0)	Gary Keithley (12-463, 38.6)	None	Harold Holton (17)
11/11/72	Wyoming	David Atkins (13-90-1)	Gary Keithley (10-19-1-0-85)	Lonnie Crittenden (4-35-0)	Gary Keithley (4-221, 55.3)	None	Tony Perea (20)
11/18/72	at Colorado State	Ed Herriott (7-64-0)	Mark Jackson (12-27-1-2-147)	Greg Taylor (4-96-1)	Lonnie Crittenden (6-223, 37.2)	None	Brooks West (16)

1973

DATE	OPPONENT	RUSH (ATT-YDS-TD)	PASS (COMP-ATT-INT-TD-YDS)	REC. (REC-YDS-TD)	P (ATT-YDS, AVG.)	FG (FGM YDS)	TACKLES (TOTAL)
9/8/73	at Idaho	Greg Cockayne (4-20-0)	Frank Duncan (11-24-0-2-148)	Lonnie Crittenden (4-70-2)	Lonnie Crittenden (11-446, 40.5)	None	Al Barrett (18)
9/15/73	Pacific	Don Willis (12-46-0)	Frank Duncan (15-28-2-0-135)	Lonnie Crittenden (7-59-0)	Lonnie Crittenden (7-350, 50.0)	Bronko Belichesky (52,26,33)	Two players (16)
9/22/73	at Utah	David Byrd (8-28-0)	Frank Duncan (9-16-4-0-102)	Lonnie Crittenden (3-45-0)	Lonnie Crittenden (8-374, 46.8)	Bronko Belichesky (34,46)	Billy Wallace (15)
9/29/73	at Wyoming	Al Barrett (9-40-0)	Frank Duncan (5-18-0-1-83)	Lonnie Crittenden (1-44-1)	Lonnie Crittenden (13-487, 37.5)	None	Gordon Harper (10)
10/6/73	NM State	Don Willis (20-108-2)	Frank Duncan (15-28-0-1-272)	Lonnie Crittenden (7-148-0)	Lonnie Crittenden (4-166, 41.5)	Bronko Belichesky (31)	LaFreddie Coleman (15)
10/13/73	Lamar	Don Willis (19-153-2)	Frank Duncan (8-16-4-0-94)	Brad Longnecker (3-38-0)	Lonnie Crittenden (4-144, 36.0)	None	Butch Wade (17)
10/20/73	at New Mexico	Ken Petty (19-86-0)	Ray Brahm (2-7-1-0-20)	Ken Petty (3-30-0)	Lonnie Crittenden (13-542, 41.7)	None	Butch Wade (13)
10/27/73	Colorado State	Don Willis (15-70-1)	Frank Duncan (6-12-3-2-91)	Ken Petty (3-34-1)	Lonnie Crittenden (7-286, 40.9)	Bronko Belichesky (26)	Shannon Thompson (11)
11/3/73	Arizona	Al Barrett (12-55-0)	Frank Duncan (12-23-1-1-165)	Lonnie Crittenden (5-83-1)	Lonnie Crittenden (6-238, 39.7)	Bronko Belichesky (33)	Bob Fisher (16)
11/17/73	Arizona State	Don Willis (12-79-1)	Frank Duncan (19-42-1-0-201)	Lonnie Crittenden (6-92-0)	Lonnie Crittenden (6-224, 37.3)	Bronko Belichesky (40,55)	Butch Wade (16)
12/1/73	BYU	Don Willis (16-98-0)	Frank Duncan (3-11-4-0-51)	Lonnie Crittenden (2-32-0)	Lonnie Crittenden (7-307, 43.9)	None	Butch Wade (17)

1974

DATE	OPPONENT	RUSH (ATT-YDS-TD)	PASS (COMP-ATT-INT-TD-YDS)	REC. (REC-YDS-TD)	P (ATT-YDS, AVG.)	FG (FGM YDS)	TACKLES (TOTAL)
9/14/74	Pacific	Mike Belew (30-126-1)	Bobby McKinley (9-17-1-1-113)	Tanny Johnson (3-33-0)	Mike Walker (5-224, 44.8)	None	Shannon Thompson (12)
9/21/74	Utah	Mike Belew (36-168-1)	Bobby McKinley (6-9-0-3-135)	Mike Walker (4-94-1)	Mike Walker (7-278, 39.7)	Bronko Belichesky (37,30)	Gordon Harper (9)
9/28/74	San Diego State	Mike Belew (20-114-0)	Bobby McKinley (5-19-2-0-112)	Flash Collins (1-47-0)	Mike Walker (8-316, 39.5)	None	Two players (11)
10/5/74	at Arizona	Mike Belew (19-30-1)	Bobby McKinley (9-11-1-0-144)	Flash Collins (3-83-1)	Mike Walker (7-283, 40.4)	None	Shannon Thompson (10)
10/12/74	at New Mexico State	Don Willis (12-65-0)	Bobby McKinley (11-21-2-2-138)	Art Belvin (4-60-1)	Mike Walker (6-254, 42.3)	None	Two players (10)
10/19/74	at BYU	Bobby McKinley (15-103-1)	Bobby McKinley (7-16-0-2-121)	Flash Collins (2-67-1)	Mike Walker (8-348, 43.5)	None	Two players (10)
10/26/74	at Texas-Arlington	Ray Holt (20-91-4)	Bobby McKinley (6-9-1-0-161)	Art Belvin (2-78-0)	Mike Walker (4-177, 44.3)	None	Two players (13)
11/2/74	at Arizona State	Tanny Johnson (6-75-0)	Bobby McKinley (13-32-1-1-164)	James Hubbard (6-72-1)	Mike Walker (8-327, 40.8)	Bronko Belichesky (31,25,51)	Gordon Harper (10)
11/9/74	Wyoming	Ray Holt (27-106-1)	Bobby McKinley (10-17-1-2-173)	James Hubbard (3-58-1)	Mike Walker (5-230, 46.0)	None	Shannon Thompson (11)
11/16/74	at Colorado State	Don Willis (9-38-0)	Bobby McKinley (10-19-1-1-118)	Art Belvin (4-63-1)	Mike Walker (11-399, 36.3)	Bronko Belichesky (40)	Hal Barnett (11)
11/23/74	New Mexico	Ray Holt (9-52-1)	Bobby McKinley (7-17-2-1-135)	Mike Walker (2-73-0)	Mike Walker (6-243, 40.5)	None	Three with (12)

1975

DATE	OPPONENT	RUSH (ATT-YDS-TD)	PASS (COMP-ATT-INT-TD-YDS)	REC. (REC-YDS-TD)	P (ATT-YDS, AVG.)	FG (FGM YDS)	TACKLES (TOTAL)
9/6/75	at San Diego State	Ray Holt (17-38-1)	Bobby McKinley (5-18-1-0-73)	Flash Collins (2-37-0)	Jack West (6-198, 33.3)	Miguel Alvarez (36)	Harold Sampson (10)
9/13/75	New Mexico State	Ray Holt (18-80-1)	Bobby McKinley (10-20-0-2-113)	Flash Collins (5-61-0)	Jerry Walker (5-216, 43.2)	Miguel Alvarez (28)	Harold Sampson (12)
9/20/75	East Tennessee State	Robert Elliott (21-67-0)	Bobby McKinley (3-19-1-0-58)	Flash Collins (1-43-0)	Jerry Walker (8-366, 45.8)	Miguel Alvarez (47,43)	Two players (12)
10/4/75	at Pacific	Robert Elliott (16-78-0)	Bobby McKinley (13-26-3-0-157)	Bill Avery (3-45-0)	Jerry Walker (7-277, 39.6)	Miguel Alvarez (26)	Hal Barnett (14)
10/11/75	Arizona	Robert Elliott (23-134-0)	Bobby McKinley (4-11-3-0-43)	Bill Avery (4-42-0)	Jerry Walker (6-257, 42.8)	None	Lee Mitchell (13)
10/18/75	at Wyoming	Robert Elliott (14-100-1)	Bobby McKinley (6-14-2-1-94)	Bill Avery (1-51-1)	Jerry Walker (7-352, 50.2)	None	Hal Barnett (11)
10/25/75	at Arizona State	Robert Elliott (22-90-0)	Bobby McKinley (1-12-2-0-11)	Kevin Baker (1-11-0)	Jerry Walker (8-361, 45.1)	Miguel Alvarez (46,45)	Hal Barnett (15)
11/1/75	at New Mexico	Robert Elliott (27-171-0)	Bobby McKinley (3-15-1-0-45)	Flash Collins (2-36-0)	Jerry Walker (7-242, 34.6)	Miguel Alvarez (46)	Hal Barnett (10)
11/8/75	Colorado State	Robert Elliott (24-86-1)	Bobby McKinley (3-10-0-0-51)	Harold Johnson (2-37-0)	Jerry Walker (9-378, 42.0)	None	Hal Barnett (20)
11/15/75	at Hawaii	Robert Elliott (15-56-0)	Steve Smith (2-3-0-1-67)	Bill Avery (1-57-1)	Jerry Walker (7-302, 43.1)	Miguel Alvarez (47)	Art Belvin (12)
11/22/75	BYU	Ray Holt (23-97-1)	Steve Smith (5-14-0-0-66)	Harold Johnson (5-97-0)	Jerry Walker (7-280, 40.0)	Miguel Alvarez (42)	Art Belvin (13)

GAME-BY-GAME LEADERS

1976

DATE	OPPONENT	RUSH (ATT-YDS-TD)	PASS (COMP-ATT-INT-TD-YDS)	REC. (REC-YDS-TD)	P (ATT-YDS, AVG.)	FG (FGM YDS)	TACKLES (TOTAL)
9/4/76	Texas-Arlington	Robert Elliott (32-164-0)	Don Amerson (5-9-0-0-69)	Dale Waasted (1-25-0)	Jerry Walker (2-85, 42.5)	Miguel Alvarez (29,55)	Harold Sampson (9)
9/11/76	at New Mexico State	Robert Elliott (22-85-0)	Don Amerson (4-12-0-0-61)	Kevin Baker (1-28-0)	Jerry Walker (6-258, 43.0)	Miguel Alvarez (37)	Charles Underwood (8)
9/18/76	New Mexico	Tanny Johnson (14-61-0)	Don Amerson (4-12-0-0-46)	Kevin Baker (2-27-0)	Jerry Walker (6-238, 39.7)	None	Elroy Stoglin (12)
10/2/76	at Utah	Ron Bachofer (12-73-0)	Don Amerson (6-12-0-0-97)	Dean Allcorn (3-66-0)	Jerry Walker (7-276, 39.4)	None	Two players (13)
10/9/76	at Arizona	Ray Holt (6-57-0)	Steve Smith (5-11-1-1-75)	Dean Allcorn (2-64-1)	Jerry Walker (6-227, 37.8)	None	Mike Young (9)
10/16/76	Arizona State	Robert Elliott (21-78-1)	Steve Smith (4-16-0-0-40)	Harold Johnson (1-15-0)	Jerry Walker (11-435, 39.5)	None	Harold Sampson (8)
10/23/76	at Colorado State	Robert Elliott (18-52-0)	Steve Smith (3-11-3-0-62)	Harold Johnson (2-46-0)	Jerry Walker (8-331, 41.4)	None	Elroy Stoglin (10)
10/30/76	San Diego State	Robert Elliott (20-131-2)	Steve Smith (5-11-3-0-55)	Robert Elliott (2-27-0)	Jerry Walker (5-179, 35.8)	Miguel Alvarez (37)	Harold Sampson (12)
11/6/76	at BYU	George Henderson (5-92-0)	Steve Smith (5-9-1-2-133)	Harold Johnson (4-118-1)	Jerry Walker (7-255, 36.4)	None	Lee Mitchell (9)
11/13/76	Wyoming	Robert Elliott (20-90-0)	Steve Smith (9-23-1-0-160)	Dean Allcorn (3-44-0)	Jerry Walker (5-170, 34.0)	Miguel Alvarez (35)	Art Belvin (13)
11/20/76	at Hawaii	Ray Holt (15-155-0)	Steve Smith (6-16-2-0-89)	Harold Johnson (4-56-0)	Jerry Walker (5-189, 37.8)	Miguel Alvarez (24,23)	Two players (8)
11/27/76	Oklahoma State	Robert Elliott (14-72-1)	Steve Smith (7-19-2-0-63)	Robert Elliott (4-30-0)	Jerry Walker (3-129, 43.0)	Miguel Alvarez (31,40)	Two players (9)

1977

DATE	OPPONENT	RUSH (ATT-YDS-TD)	PASS (COMP-ATT-INT-TD-YDS)	REC. (REC-YDS-TD)	P (ATT-YDS, AVG.)	FG (FGM YDS)	TACKLES (TOTAL)
9/10/77	North Texas	Robert Elliott (23-96-0)	Don Amerson (6-8-1-1-106)	Bubba Garcia (7-105-1)	Jerry Walker (7-265 (37.9)	Miguel Alvarez (39)	Mike Young (11)
9/17/77	at Wyoming	Robert Elliott (27-116-0)	Mike McCall (9-18-2-2-125)	Bubba Garcia (6-114-2)	Jerry Walker (9-330 (36.6)	Miguel Alvarez (30)	Curtis Stevenson (11)
9/24/77	at Oklahoma State	Robert Elliott (22-94-0)	Don Amerson (3-8-0-0-82)	Bubba Garcia (3-85-0)	Jerry Walker (10-426 (42.6)	None	Curtis Stevenson (13)
10/1/77	New Mexico State	Tanny Johnson (3-75-1)	Oscar Ramirez (8-21-2-2-128)	Tanny Johnson (3-75-1)	Jerry Walker (4-183 (45.7)	Miguel Alvarez (36)	Two players (11)
10/8/77	Colorado State	Tanny Johnson (16-14-0)	Oscar Ramirez (13-31-2-3-360)	Bubba Garcia (4-147-1)	Jerry Walker (9-365 (40.6)	Miguel Alvarez (22)	Harold Sampson (16)
10/15/77	at San Diego State	Tanny Johnson (9-36-0)	Oscar Ramirez (19-37-2-1-199)	Bubba Garcia (10-91-1)	Jerry Walker (7-269 (38.4)	None	Darrell Sneed (8)
10/22/77	at Arizona State	Robert Elliott (15-134-0)	Mike McCall (1-6-0-0-10)	Harold Johnson (1-10-0)	Jerry Walker (8-360 (45.0)	Miguel Alvarez (31)	Keith Black (16)
11/5/77	at New Mexico	Robert Elliott (23-133-1)	Oscar Ramirez (7-22-1-1-116)	Harold Johnson (3-111-1)	Jerry Walker (5-223 (44.6)	Miguel Alvarez (43)	Keith Black (14)
11/12/77	at Utah	Robert Elliott (14-67-0)	Oscar Ramirez (9-23-1-1-115)	Bubba Garcia (6-86-0)	Jerry Walker (4-180 (45.0)	Miguel Alvarez (38)	Harold Sampson (16)
11/19/77	Arizona	Robert Elliott (19-94-0)	Oscar Ramirez (16-28-3-1-150)	Bubba Garcia (9-109-2)	Jerry Walker (9-356 (39.6)	Miguel Alvarez (34)	Elroy Stoglin (14)
11/26/77	BYU	Robert Elliott (32-202-0)	Oscar Ramirez (10-31-4-2-167)	Bubba Garcia (3-67-2)	Jerry Walker (7-292 (41.7)	None	Larry Moore (8)

1978

DATE	OPPONENT	RUSH (ATT-YDS-TD)	PASS (COMP-ATT-INT-TD-YDS)	REC. (REC-YDS-TD)	P (ATT-YDS, AVG.)	FG (FGM YDS)	TACKLES (TOTAL)
9/2/78	at North Texas	Oscar Ramirez (10-38-0)	Oscar Ramirez (7-27-2-0-43)	Harold Johnson (3-27-0)	Jerry Walker (10-397, 39.7)	None	Larry Moore (13)
9/9/78	Air Force	Ray Holt (14-62-1)	Oscar Ramirez (9-20-3-2-180)	Frank Jarzombek (4-121-2)	Jerry Walker (4-160, 40.0)	None	Two players (18)
9/16/78	at New Mexico State	Ray Holt (10-77-0)	Oscar Ramirez (22-40-2-2-241)	Bubba Garcia (10-84-1)	Jerry Walker (7-314, 44.9)	Steve Folkner (28)	Larry Moore (12)
9/23/78	San Diego State	Ray Holt (16-114-1)	Oscar Ramirez (16-30-2-0-135)	Harold Johnson (12-102-0)	Jerry Walker (4-174, 43.5)	None	Carl Klann (15)
9/30/78	at Arizona State	Ray Holt (17-40-0)	Oscar Ramirez (5-15-2-0-43)	Harold Johnson (3-27-0)	Jerry Walker (5-205, 41.0)	None	Larry Moore (16)
10/7/78	at Colorado State	Ray Holt (11-50-0)	Oscar Ramirez (16-30-3-1-269)	Bubba Garcia (9-132-0)	Jerry Walker (5-211, 42.2)	Steve Folkner (47)	Darrell Sneed (16)
10/21/78	at BYU	Ray Holt (9-31-0)	Oscar Ramirez (6-25-1-0-32)	Larry Smith (1-32-0)	Jerry Walker (13-545, 41.9)	None	Darrell Sneed (14)
10/28/78	New Mexico	Willie Neal (10-26-0)	Oscar Ramirez (9-21-1-0-141)	Ray Holt (5-68-0)	Steve Folkner (9-375, 41.7)	None	Two players (12)
11/4/78	at Hawaii	Ray Holt (16-49-1)	Oscar Ramirez (12-21-1-1-149)	Bubba Garcia (6-70-1)	Jerry Walker (6-226, 37.7)	None	Larry Moore (11)
11/11/78	Utah	Ray Holt (19-88-0)	Oscar Ramirez (3-13-2-0-25)	Harold Johnson (2-18-0)	Jerry Walker (6-203, 33.8)	None	Larry Moore (15)
11/18/78	at UNLV	Ray Holt (13-39-0)	Oscar Ramirez (5-16-3-0-112)	Bubba Garcia (2-72-0)	Jerry Walker (8-317, 39.6)	None	Two players (9)
11/25/78	Wyoming	Oscar Ramirez (24-105-0)	Oscar Ramirez (8-20-1-1-90)	Harold Johnson (4-37-0)	Jerry Walker (9-390, 43.3)	None	Eddie Forkerway (11)

1979

DATE	OPPONENT	RUSH (ATT-YDS-TD)	PASS (COMP-ATT-INT-TD-YDS)	REC. (REC-YDS-TD)	P (ATT-YDS, AVG.)	FG (FGM YDS)	TACKLES (TOTAL)
9/1/79	at North Texas	James Copeland (10-56-0)	David Stone (6-10-0-0-56)	Bubba Garcia (2-34-0)	Steve Folkner (9-372, 41.3)	None	Odell Pippins (11)
9/8/79	Pacific	James Copeland (21-152-0)	David Stone (7-13-1-1-103)	Paul Heesaker (1-48-1)	Steve Folkner (5-217, 43.4)	Steve Folkner (31)	Carl Klann (11)
9/15/79	New Mexico State	James Copeland (32-133-0)	David Stone (6-16-1-0-51)	Frank Jarzombek (1-15-0)	Steve Folkner (8-226, 40.8)	None	Larry Moore (12)
9/22/79	UNLV	James Copeland (18-61-0)	David Stone (2-5-0-0-33)	Frank Jarzombek (2-33-1)	Steve Folkner (8-353, 44.1)	Steve Folkner (51)	Larry Moore (12)
9/29/79	at BYU	Kenny Jones (14-64-0)	David Stone (4-9-1-1-70)	Elvin Taylor (1-38-0)	Steve Folkner (10-418, 41.8)	None	Jack Bennett (11)
10/6/79	at Wyoming	James Copeland (20-86-0)	Keith Castle (7-18-2-0-91)	David Logston (4-59-0)	Steve Folkner (6-231, 38.5)	Steve Folkner (22)	Larry Moore (15)
10/13/79	Colorado State	Virgil Glasgow (9-90-0)	David Stone (5-14-1-0-72)	Bobby Fowler (2-70-0)	Steve Folkner (8-362, 45.2)	Steve Folkner (32)	Darryl Carpenter (8)
10/20/79	at New Mexico	James Copeland (3-11-0)	Gerry Dickens (6-19-1-0-129)	Bubba Garcia (4-85-0)	Steve Folkner (10-400, 40.0)	None	Eddie Forkerway (9)
10/27/79	Hawaii	William Cash (8-52-0)	Keith Castle (10-16-1-0-106)	Bubba Garcia (2-35-0)	Steve Folkner (7-321, 45.9)	Steve Folkner (37)	Eddie Forkerway (8)
11/10/79	at Utah	Keith Castle (11-39-0)	Keith Castle (5-17-3-0-53)	David Logston (3-33-0)	Steve Folkner (5-249 (49.8)	None	Three players (8)
11/17/79	at San Diego State	James Copeland (4-27-0)	Keith Castle (13-27-0-0-130)	Kevin May (5-55-0)	Steve Folkner (8-291 (36.4)	None	Two players (13)

1980

DATE	OPPONENT	RUSH (ATT-YDS-TD)	PASS (COMP-ATT-INT-TD-YDS)	REC. (REC-YDS-TD)	P (ATT-YDS, AVG.)	FG (FGM YDS)	TACKLES (TOTAL)
9/6/80	at Texas Tech	Delbert Thompson (17-91-0)	Paul Sieczkowski (13-22-1-1-73)	Delbert Thompson (4-32-0)	Steve Folkner 7-270, 38.6)	None	Darryl Carpenter (12)
9/13/80	at New Mexico State	Delbert Thompson (38-167-0)	Paul Sieczkowski (10-23-1-0-70)	Delbert Thompson (5-45-0)	Steve Folkner 7-280, 40.0)	Scott Wedell (31)	Raymond Morris (10)
9/20/80	North Texas State	Delbert Thompson (27-95-0)	Keith Castle (8-13-0-1-99)	David Logston (1-26-0)	Steve Folkner 7-315, 45.0)	Scott Wedell (22)	Raymond Morris (10)
9/27/80	at Pacific	Delbert Thompson (23-79-0)	Keith Castle (13-28-4-0-153)	Frank Jarzombek (5-77-0)	Steve Folkner 6-196, 32.7)	None	Odell Pippins (11)
10/4/80	at Hawaii	Delbert Allen (4-74-1)	Keith Castle (5-7-0-1-27)	Bobby Fowler (2-11-1)	Steve Folkner 4-153, 38.3)	None	Raymond Morris (11)
10/11/80	Utah	Delbert Thompson (15-102-0)	Keith Castle (4-10-0-0-51)	Don Kimball (1-31-0)	Steve Folkner 9-405, 45.0)	None	Odell Pippins (12)
10/18/80	at UNLV	James Copeland (12-37-1)	Jeff Riley (5-26-1-0-112)	Frank Jarzombek (6-98-0)	Steve Folkner 9-349, 38.7)	None	Holton Hill (9)
10/25/80	New Mexico	Delbert Thompson (15-47-0)	Keith Castle (4-10-1-0-33)	Kevin May (1-19-0)	Steve Folkner 12-537, 44.8)	None	Darryl Carpenter (11)
11/1/80	at BYU	James Copeland (18-55-0)	Paul Sieczkowski (8-24-1-0-36)	James Copeland (3-21-0)	Steve Folkner 10-380, 38.0)	None	Raymond Morris (7)
11/8/80	at Colorado State	Delbert Thompson (12-106-1)	Paul Sieczkowski (9-17-2-0-68)	Kevin May (2-31-0)	Steve Folkner 6-181, 30.2)	None	Mike Brown (14)
11/15/80	San Diego State	Delbert Thompson (26-107-0)	Paul Sieczkowski (3-7-0-0-39)	Bobby Fowler (1-27-0)	Steve Folkner 7-315, 45.0)	None	Raymond Morris (11)
11/22/80	Wyoming	Delbert Thompson (20-39-0)	Jeff Riley (9-21-1-1-153)	Delbert Thompson (5-70-0)	Steve Fowler 9-378, 42.0)	None	Raymond Morris (11)

GAME-BY-GAME LEADERS

1981

DATE	OPPONENT	RUSH (ATT-YDS-TD)	PASS (COMP-ATT-INT-TD-YDS)	REC. (REC-YDS-TD)	P (ATT-YDS, AVG.)	FG (FGM YDS)	TACKLES (TOTAL)
9/5/81	New Mexico State	Delbert Thompson (16-44-0)	Jay Wiley (5-12-0-0-69)	Delbert Thompson (5-50-0)	Rick Padia (10-451, 45.1)	None	Raymond Morris (12)
9/12/81	Texas A&I	Delbert Thompson (17-57-0)	Brad McEachern (13-26-1-1-115)	Delbert Allen (4-41-1)	Rick Padia (4-152, 38.0)	Scott Wedell (43,42,37)	Two players (7)
9/19/81	BYU	Kelly Burney (7-38-0)	Brad McEachern (6-19-0-0-47)	Delbert Allen (3-39-0)	Rick Padia (12-470, 39.2)	None	Mike Brown (8)
10/2/81	at Utah	Rob Moore (7-71-1)	Jeff Riley (8-25-0-0-99)	Kevin May (2-51-0)	Rick Padia (7-284, 40.5)	Scott Wedell (42)	Brian Kern (5)
10/9/81	at New Mexico	Rob Moore (5-14-0)	Brad McEachern (3-6-1-0-52)	Eric Anderson (2-35-0)	Rick Padia (11-428, 38.9)	Scott Wedell (49)	Raymond Morris (11)
10/16/81	at Wyoming	Delbert Thompson (7-47-0)	Jeff Riley (8-23-4-0-146)	Delbert Thompson (2-69-0)	Rick Padia (7-308, 44.0)	Scott Wedell (58,30)	Rodney Pruitt (14)
11/7/81	Hawaii	Greg Adams (14-91-1)	Brad McEachern (12-19-0-0-176)	Delbert Thompson (6-56-0)	Rick Padia (9-427, 47.4)	None	Wayne Matson (10)
10/24/81	Colorado State	Rob Moore (21-113-0)	Brad McEachern (13-22-1-2-158)	Kevin Ward (5-53-0)	Rick Padia (7-244, 34.9)	None	Raymond Morris (10)
10/31/81	at Arizona	Greg Adams (8-40-0)	Brad McEachern (8-17-2-0-108)	Jerry Jones (2-50-0)	Rick Padia (6-273, 45.5)	Scott Wedell (46)	Raymond Morris (15)
11/21/81	at San Diego State	Delbert Thompson (11-60-0)	Jeff Riley (9-11-2-1-132)	Kenny Jones (1-67-1)	Rick Padia (7-243, 34.7)	None	Kevin Ward (8)
11/28/81	UNLV	Delbert Thompson (14-170-1)	Jay Wiley (4-11-1-0-78)	Jerry Jones (1-55-0)	Rick Padia (7-313, 44.7)	None	Raymond Morris (14)

1982

DATE	OPPONENT	RUSH (ATT-YDS-TD)	PASS (COMP-ATT-INT-TD-YDS)	REC. (REC-YDS-TD)	P (ATT-YDS, AVG.)	FG (FGM YDS)	TACKLES (TOTAL)
9/4/82	at New Mexico State	Jerry Jones (2-74-1)	Kevin Ward (4-13-0-0-41)	Delbert Allen (3-23-0)	Rick Padia (3-138, 46.0)	Scott Wedell (35,25)	Raymond Morris (12)
9/11/82	at Washington	Kevin Ward (17-71-0)	Kevin Ward (2-11-2-0-15)	Kevin May (1-9-0)	Rick Padia (7-269, 38.4)	None	Mike Gentry (16)
9/18/82	SMU	Bobby Earl Williams (17-74-0)	Kevin Ward (8-21-4-1-139)	Delbert Allen (1-59-1)	Rick Padia 3-126 (42.0)	Scott Wedell (47)	Mike Gentry (10)
9/25/82	at Hawaii	Kevin Ward (13-76-0)	Kevin Ward (7-15-0-1-75)	Jerry Jones (3-30-1)	Rick Padia (7-292 , 41.7)	Scott Wedell (30)	Raymond Morris (12)
10/2/82	BYU	Jerry Jones (5-49-0)	Kevin Ward (4-13-1-0-39)	Delbert Allen (3-31-0)	Rick Padia (2-85 , 42.5)	Scott Wedell (47)	Raymond Morris (13)
10/9/82	at UNLV	Kevin Ward (16-63-1)	Kevin Ward (11-20-0-0-110)	Robert Moore (3-35-0)	Rick Padia (9-294, 32.6)	None	Kevin Belcher (12)
10/16/82	at Arizona State	James Ricks (10-44-0)	Kevin Ward (7-18-0-0-46)	Kelly Seegars (3-32-0)	Rick Padia (7-318, 45.4)	Scott Wedell (39,46)	Raymond Morris (19)
10/23/82	Air Force	Kenny Jones (3-74-1)	Kevin Ward (6-14-2-0-59)	Jerry Jones (5-68-0)	Rick Padia (5-228, 45.6)	None	Mike Gentry (10)
10/30/82	at Colorado State	Kelly Burney (6-13-0)	Kevin Ward (12-35-0-0-185)	Jerry Jones (5-116-0)	Rick Padia (9-342, 38.0)	Scott Wedell (48,22)	Dan Salter (15)
11/6/82	New Mexico	Kelly Burney (17-77-0)	Kevin Ward (12-31-1-0-185)	Charlie Davis (3-76-0)	Rick Padia (9-396, 44.0)	Scott Wedell (33)	Dan Salter (13)
11/13/82	Utah	Kevin Ward (7-88-1)	Kevin Ward (9-15-0-0-75)	Kevin May (4-31-0)	Rick Padia (6-240, 40.0)	None	Raymond Morris (13)
11/20/82	Wyoming	Kevin Ward (20-134-2)	Kevin Ward (12-23-0-1-172)	Kevin May (5-110-1)	Rick Padia (2-59, 29.5)	Scott Wedell (46)	Raymond Morris (14)

1983

DATE	OPPONENT	RUSH (ATT-YDS-TD)	PASS (COMP-ATT-INT-TD-YDS)	REC. (REC-YDS-TD)	P (ATT-YDS, AVG.)	FG (FGM YDS)	TACKLES (TOTAL)
9/3/83	New Mexico State	Kevin Ward (19-125-2)	Kevin Ward (4-12-0-0-38)	Larry Linne (2-35-0)	Hector Salazar (7-266, 38.0)	Scott Wedell (38,44)	Mike Gentry (15)
9/10/83	Idaho State	Ernie Jackson (14-52-0)	Sammy Garza (4-15-1-0-76)	Larry Linne (1-52-0)	Hector Salazar (6-273, 45.5)	Scott Wedell (42)	Two players (10)
9/17/83	Baylor	Vic Stagliano (6-45-0)	Jay Cleveland (13-24-1-0-159)	Eric Anderson (3-51-0)	Hector Salazar (6-245, 40.8)	Scott Wedell (38,25)	Mike Gentry (17)
9/24/83	San Diego State	Robert Moore (9-81-0)	Jay Cleveland (5-13-1-0-89)	Larry Hock (1-26-0)	Hector Salazar (2-110, 55.0)	Scott Wedell (42)	Raymond Morris (11)
10/1/83	at Wyoming	Ernie Jackson (8-67-1)	Jay Cleveland (8-18-0-0-124)	Eric Anderson (4-74-0)	Hector Salazar (6-179, 29.8)	Scott Wedell (33)	Raymond Morris (12)
10/8/83	at Utah	Kevin Ward (4-41-0)	Sammy Garza (7-12-1-1-104)	Larry Hock (2-65-1)	Hector Salazar (7-294, 42.0)	Scott Wedell (22)	Raymond Morris (13)
10/15/83	at Air Force	Ernie Jackson (24-118-0)	Sammy Garza (15-22-0-3-189)	Larry Linne (3-45-1)	Hector Salazar (4-184, 46.0)	Scott Wedell (25)	Raymond Morris (11)
10/22/83	Colorado State	Sammy Garza (9-91-2)	Sammy Garza (12-25-4-0-68)	Keith Smith (4-22-0)	Hector Salazar (6-244, 40.6)	None	Raymond Morris (15)
10/29/83	at Hawaii	Vernon Cook (20-79-2)	Jay Cleveland (8-15-1-0-93)	Vernon Cook (1-54-0)	Hector Salazar (6-213, 35.5)	Scott Wedell (24)	Raymond Morris (16)
11/5/83	BYU	Vic Stagliano (4-24-0)	Jay Cleveland (21-39-2-1-232)	Larry Hock (4-88-0)	Hector Salazar (7-256, 36.6)	Scott Wedell (22)	Raymond Morris (20)
11/12/83	New Mexico	Vernon Cook (5-17-0)	Jay Cleveland (12-27-0-0-88)	Eric Anderson (5-30-0)	Hector Salazar (13-527, 40.5)	None	Raymond Morris (14)
11/19/83	Weber State	Kevin Ward (32-109-1)	Kevin Ward (0-3-0-0-0)	None	Rusty Lagow (7-283, 40.4)	Scott Wedell (37,38,52,27)	Brian Kern (10)

1984

DATE	OPPONENT	RUSH (ATT-YDS-TD)	PASS (COMP-ATT-INT-TD-YDS)	REC. (REC-YDS-TD)	P (ATT-YDS, AVG.)	FG (FGM YDS)	TACKLES (TOTAL)
9/1/84	at Texas A&M	Kevin Ward (13-64-0)	Sammy Garza (16-32-2-1-227)	Larry Linne (3-70-1)	Jay Cleveland (5-140, 28.0)	Hugo Castellanos (42,25,32)	Kevin Wooten (10)
9/8/84	Idaho State	Kevin Ward (15-80-0)	Sammy Garza (5-14-1-0-65)	Eric Anderson (1-23-0)	Jay Cleveland (8-339, 42.3)	Jay Cleveland (37)	Seth Joyner (13)
9/15/84	at San Diego State	Tony George (8-36-0)	John Scoular (7-19-1-0-85)	Brad McEachern (2-24-0)	Jay Cleveland (8-308, 38.5)	None	Robert Murray (10)
9/29/84	New Mexico	Nicky Combs (9-69-0)	John Scoular (5-19-1-1-82)	Larry Linne (4-54-1)	Jay Cleveland (7-299, 42.7)	None	Nikita Blair (13)
10/6/84	at New Mexico State	Nicky Combs (21-124-0)	Sammy Garza (14-26-1-0-220)	Eric Anderson (6-112-0)	Jay Cleveland (4-148, 37.0)	Hugo Castellanos (43,22,32)	Seth Joyner (15)
10/13/84	Hawaii	Nicky Combs (32-169-0)	Sammy Garza (8-18-0-0-114)	Arnold Ducre (2-44-0)	Jay Cleveland (3-131, 43.7)	Hugo Castellanos (24,25)	Stacey Johnson (13)
10/27/84	at Utah	Kevin Ward (11-88-0)	Sammy Garza (8-17-2-1-56)	Brad McEachern (3-25-0)	Jay Cleveland (6-175, 29.2)	None	Two players (13)
11/3/84	at BYU	James Rose (19-93-0)	Kevin Ward (6-13-0-0-60)	Larry Linne (3-41-0)	Jay Cleveland (4-178, 44.5)	Hugo Castellanos (27)	Two players (5)
11/10/84	at Colorado State	Tony George (16-107-0)	Sammy Garza (9-20-3-2-130)	Eric Anderson (5-120-1)	Jay Cleveland (6-168, 28.0)	Hugo Castellanos (39)	Robert Murray (10)
11/17/84	Wyoming	Tony George (14-86-1)	Kevin Ward (2-3-0-0-41)	Keith Smith (2-34-0)	Jay Cleveland (3-145, 48.3)	None	Fred Williams (14)
11/24/84	Air Force	Tony George (18-112-0)	Sammy Garza (3-6-0-0-44)	Larry Linne (1-25-0)	Jay Cleveland (6-272, 45.3)	None	Seth Joyner (10)

1985

DATE	OPPONENT	RUSH (ATT-YDS-TD)	PASS (COMP-ATT-INT-TD-YDS)	REC. (REC-YDS-TD)	P (ATT-YDS, AVG.)	FG (FGM YDS)	TACKLES (TOTAL)
8/31/85	at Air Force	John Harvey (12-54-0)	Jeff Remo (3-3-0-0-40)	Arnold Ducre (2-20-0)	Henry Castellanos (6-211, 35.2)	None	Robert Murray (9)
9/7/85	at SMU	John Harvey (16-138-1)	Sammy Garza (9-16-1-1-129)	Bob Keseday (2-20-0)	Henry Castellanos (6-262, 43.6)	Chris Jacke (33)	Kennedy Webster (13)
9/14/85	at Colorado State	John Harvey (30-232-3)	Sammy Garza (15-26-1-0-183)	Eric Anderson (5-94-0)	Henry Castellanos (3-120, 40.0)	Hugo Castellanos (35)	Robert Murray (11)
9/21/85	New Mexico State	Nicky Combs (18-134-0)	Nicky Combs (12-15-0-1-121)	Bob Keseday (4-42-0)	Henry Castellanos (3-135, 45.0)	Hugo Castellanos (29,43)	Robert Murray (15)
9/28/85	at Utah	Vince Jordan (20-182-1)	Sammy Garza (13-23-1-0-168)	Eric Anderson (3-82-0)	Henry Castellanos (7-340, 49.0)	Hugo Castellanos (48)	Bert Williams (10)
10/12/85	at Kent	Nicky Combs (14-57-0)	Sammy Garza (5-9-1-1-89)	Larry Linne (1-50-1)	Henry Castellanos (7-288, 41.1)	Hugo Castellanos (27)	Seth Joyner (14)
10/26/85	BYU	John Harvey (24-102-0)	Sammy Garza (8-17-2-1-146)	Larry Linne (3-56-0)	Henry Castellanos (6-272, 45.3)	Hugo Castellanos (50,31,29)	Seth Joyner (18)
11/2/85	New Mexico	John Harvey (30-137-0)	Sammy Garza (14-22-0-2-262)	Eric Anderson (4-114-1)	Henry Castellanos (4-106, 41.5)	Hugo Castellanos (31,33,29)	Clint Ulmer (16)
11/9/85	Hawaii	John Harvey (13-33-0)	Sammy Garza (9-16-2-0-127)	Larry Linne (4-87-0)	Henry Castellanos (8-337, 42.1)	None	Two players (16)
11/16/85	at San Diego State	Nicky Combs (19-62-0)	Sammy Garza (17-21-0-0-245)	Barry Parker (3-63-0)	Henry Castellanos (7-284, 40.6)	None	Fred Williams (7)
12/7/85	vs. Wyoming	John Harvey (17-81-1)	Sammy Garza (12-22-2-0-149)	Larry Linne (7-68-0)	Henry Castellanos (4-171, 43.0)	None	Robert Murray (15)

GAME-BY-GAME LEADERS

1986

DATE	OPPONENT	RUSH (ATT-YDS-TD)	PASS (COMP-ATT-INT-TD-YDS)	REC. (REC-YDS-TD)	P (ATT-YDS, AVG.)	FG (FGM YDS)	TACKLES (TOTAL)
8/30/86	N. Michigan	John Harvey (7-72-1)	Sammy Garza (36-49-1-7-458)	Harold Collins (6-108-1)	None	Chris Jacke (45)	Scott Lynch (4)
9/6/86	Air Force	John Harvey (11-61-1)	Sammy Garza (27-39-2-2-290)	Barry Parker (9-109-1)	David Capka (4-151, 37.8)	None	Three players (13)
9/13/86	at New Mexico State	John Harvey (18-125-1)	Sammy Garza (24-38-1-1-300)	Barry Parker (4-86-0)	David Capka (4-12631.5)	Hugo Castellanos (22) Chris Jacke (37)	Fred Williams (10)
9/20/86	at Hawaii	John Brazil (5-19-0)	Jeff Remo (8-13-0-1-68)	John Harvey (6-47-0)	David Capka (9-349, 38.8)	None	Eric Cooper (12)
9/27/86	at Iowa	Sammy Garza (15-27-0)	Sammy Garza (17-32-4-1-180)	Bob Keseday (7-85-0)	David Capka (7-309, 44.1)	None	Rickie Evans (12)
10/4/86	at Tennessee	Nicky Combs (10-50-0)	Sammy Garza (20-30-2-1-232)	Harold Collins (6-71-0)	David Capka (3-134, 44.6)	Chris Jacke (48)	Bert Williams (12)
10/11/86	at New Mexico	John Harvey (21-104-1)	Sammy Garza (29-51-0-2-407)	Bob Keseday (7-112-0)	David Capka (5-147, 29.4)	Hugo Castellanos (37)	Two players (10)
10/18/86	San Diego State	John Harvey (11-52-0)	Sammy Garza (14-24-1-1-165)	Arnie Adkison (1-35-0)	Arnie Adkison (6-263, 43.8)	Hugo Castellanos (38)	Two players (16)
10/25/86	at BYU	John Harvey (21-114-1)	Sammy Garza (13-29-2-0-190)	Harold Collins (4-98-0)	Arnie Adkison (8-327, 40.9)	Hugo Castellanos (47) Chris Jacke (28)	Doug Morgan (13)
11/8/86	at Wyoming	John Harvey (9-98-1)	Sammy Garza (18-33-3-0-201)	Bob Keseday (3-47-0)	Arnie Adkison (7-238, 34.0)	Hugo Castellanos (23,43)	Doug Morgan (10)
11/22/86	Colorado State	John Harvey (15-68-0)	Sammy Garza (25-32-2-2-242)	Bob Keseday (6-63-0)	Arnie Adkison (4-139, 34.8)	None	Fred Williams (19)
11/29/86	Utah	John Harvey (17-107-3)	Sammy Garza (28-38-0-4-402)	John Harvey (6-80-1)	Arnie Adkison (3-99, 33.0)	None	Fred Williams (19)

1987

DATE	OPPONENT	RUSH (ATT-YDS-TD)	PASS (COMP-ATT-INT-TD-YDS)	REC. (REC-YDS-TD)	P (ATT-YDS, AVG.)	FG (FGM YDS)	TACKLES (TOTAL)
9/5/87	New Mexico State	John Harvey (19-110-1)	Pat Hegarty (15-29-1-2-155)	John Harvey (4-40-1)	Arnie Adkison (8-356, 44.5)	Hugo Castellanos (52)	Greg Evans (9)
9/19/87	at Colorado State	John Harvey (13-35-0)	Pat Hegarty (21-33-0-3-317)	Arnie Adkison (4-110-0)	Arnie Adkison (6-216, 36.0)	Hugo Castellanos (42)	Emilio Pittman (8)
9/26/87	Hawaii	John Harvey (24-145-3)	Pat Hegarty (11-27-4-1-156)	Rob Housler (2-37-0)	Arnie Adkison (7-266, 38.0)	None	Two players (7)
10/3/87	at Arizona State	John Harvey (13-42-0)	Pat Hegarty (27-45-2-0-307)	Barry Parker (5-88-0)	Arnie Adkison (8-275, 34.4)	Hugo Castellanos (46)	Doug Morgan (11)
10/10/87	at San Diego State	John Harvey (23-81-3)	Pat Hegarty (15-24-1-1-256)	Arnie Adkison (3-77-0)	Arnie Adkison (3-108, 36.0)	Hugo Castellanos (44,29,51)	Richie Wright (12)
10/17/87	Lamar	John Harvey (25-152-3)	Pat Hegarty (14-31-1-2-154)	Harold Collins (3-41-1)	Arnie Adkison (5-202, 40.4)	Hugo Castellanos (55)	Doug Morgan (16)
10/24/87	at Air Force	John Harvey (15-92-0)	Pat Hegarty (11-20-1-0-81)	Harold Collins (2-31-0)	Arnie Adkison (8-332, 41.5)	None	Dave Socie (12)
10/31/87	New Mexico	John Harvey (27-209-1)	Pat Hegarty (8-15-1-1-156)	Harold Collins (4-86-0)	Lance Brownlee (1-43, 43.0)	Hugo Castellanos (26,40)	Two players (9)
11/7/87	at Utah	John Harvey (37-202-3)	Pat Hegarty (20-35-4-1-340)	Arnie Adkison (10-200-1)	Arnie Adkison (2-76, 38.0)	None	Two players (8)
11/14/87	BYU	Eddie Dixon (10-52-0)	Pat Hegarty (11-14-1-2-142)	Arnie Adkison (3-60-2)	Arnie Adkison (8-285, 35.6)	Hugo Castellanos (39)	Doug Morgan (14)
11/21/87	Wyoming	Jeff Remo (11-94-0)	David Flores (7-13-1-0-90)	Barry Parker (1-39-0)	Robert Pounds (3-121, 40.3)	None	Doug Morgan (10)

1988

DATE	OPPONENT	RUSH (ATT-YDS-TD)	PASS (COMP-ATT-INT-TD-YDS)	REC. (REC-YDS-TD)	P (ATT-YDS, AVG.)	FG (FGM YDS)	TACKLES (TOTAL)
9/3/88	Mankato State	John Harvey (15-125-2)	Pat Hegarty (10-20-0-1-208)	Reggie Barrett (1-69-1)	Lance Brownlee (3-124, 41.3)	Chris Jacke (25,25,31)	Terry Walker (11)
9/10/88	Weber State	John Harvey (16-135-4)	Pat Hegarty (15-22-0-1-163)	Clarence Seay (4-44-0)	Lance Brownlee (2-94, 47.0)	Chris Jacke (48,25)	Ken Sale (12)
9/17/88	at BYU	John Harvey (23-77-0)	Pat Hegarty (19-40-3-2-192)	Rob Housler (3-53-0)	Lance Brownlee (8-385, 48.1)	Chris Jacke (34,25)	Doug Morgan (9)
9/24/88	at Tulsa	Scooter Menifee (16-43-1)	Pat Hegarty (18-43-0-2-276)	Reggie Barrett (6-94-1)	Lance Brownlee (9-330, 36.7)	Chris Jacke (26,26)	Doug Morgan (16)
10/1/88	Utah	Willie Fuller (16-173-3)	Pat Hegarty (16-24-0-0-226)	Reggie Barrett (7-76-0)	Lance Brownlee (5-209, 41.8)	Chris Jacke (49)	Greg Evans (16)
10/8/88	at Hawaii	John Harvey (20-121-0)	Pat Hegarty (19-27-1-3-287)	Reggie Barrett (9-177-1)	Lance Brownlee (6-259, 43.2)	None	Ken Sale (14)
10/15/88	Colorado State	John Harvey (18-69-1)	Pat Hegarty (18-32-1-2-247)	Reggie Barrett (4-65-1)	Lance Brownlee (2-86, 43.0)	Chris Jacke (47,48,26,27)	Greg Evans (11)
10/22/88	at New Mexico	Willie Fuller (10-120-0)	Pat Hegarty (15-25-0-3-235)	Reggie Barrett (6-89-1)	Lance Brownlee (4-140, 35.0)	Chris Jacke (51,47,51)	Two players (6)
10/29/88	at New Mexico State	Scooter Menifee (11-59-0)	Pat Hegarty (16-26-3-2-182)	Arnie Adkison (6-68-1)	Lance Brownlee (5-188, 37.6)	None	Doug Morgan (10)
11/5/88	at Wyoming	Scooter Menifee (9-50-0)	Pat Hegarty (7-25-0-0-66)	Reggie Barrett (2-25-0)	Lance Brownlee (8-337, 42.1)	Chris Jacke (42,44)	Ken Sale (11)
11/12/88	San Diego State	Willie Fuller (8-85-2)	Pat Hegarty (15-24-0-1-244)	Ricki Lopez (5-82-1)	Lance Brownlee (2-103, 51.5)	Chris Jacke (46,40,51)	Ken Sale (12)
11/19/88	Air Force	John Harvey (14-94-2)	Pat Hegarty (13-22-1-0-203)	Willie Fuller (3-58-0)	Lance Brownlee (3-147, 49.0)	Chris Jacke (29,52,27)	Doug Morgan (11)
12/23/88	vs. Southern Miss	Willie Fuller (9-31-0)	Pat Hegarty (14-27-0-1-203)	Reggie Barrett (9-119-1)	Lance Brownlee (6-235, 39.2)	Chris Jacke (37)	Two players (8)

1989

DATE	OPPONENT	RUSH (ATT-YDS-TD)	PASS (COMP-ATT-INT-TD-YDS)	REC. (REC-YDS-TD)	P (ATT-YDS, AVG.)	FG (FGM YDS)	TACKLES (TOTAL)
9/2/89	Tulsa	Greg Evans (7-28-0)	Howard Gasser (22-37-2-1-237)	Clarence Seay (4-61-1)	Lance Brownlee (6-218, 36.3)	None	Troy Reffett (15)
9/9/89	Lamar	Scooter Menifee (23-103-2)	Howard Gasser (25-34-1-0-273)	Scooter Menifee (8-79-0)	Lance Brownlee (6-231, 38.5)	Dominick Cefalone (40,21)	Troy Reffett (12)
9/16/89	at New Mexico St.	Scooter Menifee (24-103-0)	Howard Gasser (9-27-3-1-121)	Howard Gasser (4-64-1)	Lance Brownlee (7-269, 35.4)	Dominick Cefalone (35)	Ken Sale (9)
9/23/89	at Air Force	Greg Evans (5-11-0)	Howard Gasser (23-44-1-3-384)	Reggie Barrett (9-163-2)	Lance Brownlee (4-160, 40.0)	None	Ken Sale (12)
9/30/89	at Arkansas	Scooter Menifee (9-26-0)	Howard Gasser (12-29-2-0-145)	Reggie Barrett (6-83-0)	Lance Brownlee (10-378, 37.8)	None	Ken Sale (9)
10/7/89	Utah	Greg Evans (14-117-0)	Howard Gasser (22-42-1-5-388)	Reggie Barrett (5-117-3)	Lance Brownlee (7-277, 39.6)	None	Two players (11)
10/14/89	New Mexico	Scooter Menifee (16-142-0)	Howard Gasser (11-21-1-1-205)	Reggie Barrett (6-132-1)	Lance Brownlee (6-203, 33.8)	Dominick Cefalone (45,30,35)	Two players (11)
10/21/89	at Utah	Greg Evans (21-85-0)	Howard Gasser (27-50-4-2-301)	Larry Sims (6-62-1)	Lance Brownlee (4-201, 50.3)	Dominick Cefalone (24)	Troy Reffett (10)
10/28/89	San Diego State	Larry Sims (8-39-1)	Howard Gasser (16-37-3-2-257)	Reggie Barrett (6-140-2)	Lance Brownlee (4-167, 41.8)	Dominick Cefalone (25)	O.T. Thomas (13)
11/4/89	at Hawaii	Scooter Menifee (10-36-0)	Howard Gasser (11-19-1-1-172)	Reggie Barrett (3-108-1)	Lance Brownlee (6-246, 41.0)	None	Pete Shufelt (11)
11/11/89	Colorado State	James Washington (6-35-0)	Howard Gasser (11-19-0-0-103)	Reggie Barrett (5-57-0)	Lance Brownlee (10-399, 39.9)	None	Ken Sale (11)
11/18/89	at Wyoming	Greg Evans (14-77-0)	Tres Sullivan (15-32-0-0-218)	Reggie Barrett (7-104-0)	Lance Brownlee (8-353, 44.1)	Dominick Cefalone (47)	O.T. Thomas (8)

1990

DATE	OPPONENT	RUSH (ATT-YDS-TD)	PASS (COMP-ATT-INT-TD-YDS)	REC. (REC-YDS-TD)	P (ATT-YDS, AVG.)	FG (FGM YDS)	TACKLES (TOTAL)
9/1/90	BYU	Kevin Bogan (18-65-0)	Mike Perez (17-34-1-0-235)	Reggie Barrett (8-165-0)	Lance Brownlee (8-353, 44.1)	Jason Gillespie (44)	Barron Wortham (15)
9/8/90	New Mexico State	Kevin Bogan (27-123-1)	Mike Perez (13-27-1-2-149)	Ricki Lopez (3-43-1)	Lance Brownlee (6-196, 32.7)	None	Pete Shufelt (15)
9/15/90	at Tennessee	Kevin Bogan (15-36-0)	Mike Perez (12-26-1-0-103)	Ansel Littlejohn (2-36-0)	Lance Brownlee (9-395, 43.9)	None	Pete Shufelt (13)
9/22/90	at Colorado State	Mike Perez (14-67-0)	Mike Perez (11-24-2-0-127)	Reggie Barrett (3-43-0)	Lance Brownlee (6-220, 36.7)	None	Barron Wortham (14)
9/29/90	Sam Houston State	Kenny Brown (10-39-0)	Mike Perez (10-19-0-2-172)	Reggie Barrett (4-75-1)	Lance Brownlee (6-242, 40.3)	Jason Gillespie (42)	O.T. Thomas (12)
10/6/90	at New Mexico	Kenny Brown (8-64-0)	Mike Perez (8-19-1-0-92)	Ricki Lopez (4-54-0)	Lance Brownlee (6-248, 41.3)	None	Pete Shufelt (12)
10/13/90	Hawaii	Kevin Bogan (20-93-0)	Mike Perez (14-24-0-0-123)	Glenn Bishop (3-38-0)	Lance Brownlee (4-156, 39.0)	Jason Gillespie (20,33,28,20)	Pete Shufelt (19)
10/20/90	at Utah	Kevin Bogan (21-71-0)	Mike Perez (14-33-3-1-208)	Glenn Bishop (5-141-2)	Lance Brownlee (2-85, 43.0)	Jason Gillespie (44,50,35)	Barron Wortham (17)
10/27/90	Wyoming	Kevin Bogan (12-50-0)	Mike Perez (20-38-0-1-203)	Reggie Barrett (6-114-1)	Lance Brownlee (7-239, 34.1)	Jason Gillespie (23)	Anthony Hooks (13)
11/17/90	Air Force	Patrick Bailey (14-38-0)	Howard Gasser (32-48-0-1-364)	Reggie Barrett (7-145-0)	Lance Brownlee (7-306, 43.7)	None	Two players (11)
11/24/90	at San Diego State	Patrick Bailey (11-12-1)	Howard Gasser (24-44-2-2-299)	Reggie Barrett (8-117-0)	Lance Brownlee (6-225, 37.5)	Jason Gillespie (31)	Barron Wortham (14)

GAME-BY-GAME LEADERS

1991

DATE	OPPONENT	RUSH (ATT-YDS-TD)	PASS (COMP-ATT-INT-TD-YDS)	REC. (REC-YDS-TD)	P (ATT-YDS, AVG.)	FG (FGM YDS)	TACKLES (TOTAL)
8/31/91	New Mexico	Patrick Bailey (23-115-2)	Mike Perez (11-20-0-1-140)	Glenn Bishop (2-48-0)	Ed Bunn (7-321, 45.9)	Jason Gillespie (42)	O.J. Thomas (6)
9/7/91	at Baylor	Kenny Brown (9-57-0)	Shawn Gray (2-3-1-1-38)	Kevin Caldwell (3-42-1)	Ed Bunn (8-299, 37.3)	None	Barron Wortham (9)
9/14/91	at New Mexico State	David Miles (21-87-0)	Mike Perez (14-24-0-2-210)	Kevin Caldwell (4-81-1)	Ed Bunn (5-223, 44.6)	Jason Gillespie (27)	Barron Wortham (10)
9/21/91	Northwestern State	Shawn Gray (10-49-0)	Mike Perez (4-11-1-0-44)	Kevin Caldwell (2-32-0)	Ed Bunn (5-212, 42.4)	None	Barron Wortham (16)
9/28/91	at Wyoming	David Miles (11-61-0)	Mike Perez (10-20-0-2-144)	Glenn Bishop (7-146-2)	Ed Bunn (6-284, 47.3)	Jason Gillespie (30,26)	Pete Shufelt (10)
10/19/91	at BYU	Patrick Bailey (12-64-1)	Mike Perez (12-35-1-2-241)	Glenn Bishop (6-114-1)	Ed Bunn (8-354, 44.3)	Jason Gillespie (51)	Pat Cannon (12)
10/5/91	Colorado State	Shawn Gray (12-74-0)	Mike Perez (6-12-1-0-63)	Glenn Bishop (2-31-0)	Ed Bunn (4-160, 40.0)	Jason Gillespie (52,39,37,49)	Barron Wortham (20)
10/19/91	San Diego State	Patrick Bailey (9-58-0)	Mike Perez (12-23-0-2-173)	Glenn Bishop (4-66-1)	Ed Bunn (4-152, 38.0)	None	Barron Wortham (18)
10/26/91	at Air Force	Kevin Bogan (8-48-0)	Mike Perez (15-28-0-0-181)	Glenn Bishop (5-80-0)	Ed Bunn (3-118, 39.3)	Jason Gillespie (37,53)	Barron Wortham (21)
11/9/91	at Hawaii	Patrick Bailey (12-49-0)	Mike Perez (16-24-0-1-290)	Ansel Littlejohn (4-129-0)	Ed Bunn (4-166, 41.5)	Jason Gillespie (34,22)	Gonzalo Floyd (11)
11/16/91	Utah	Kenny Brown (8-72-0)	Mike Perez (13-27-3-0-218)	Glenn Bishop (3-74-0)	Ed Bunn (3-110, 36.7)	None	Barron Wortham (15)
11/23/91	Louisiana Tech	Patrick Bailey (6-38-0)	Mike Perez (13-28-0-0-180)	Chris Brasfield (2-54-0)	Ed Bunn (6-276, 46.0)	Jason Gillespie (33)	Barron Wortham (16)

1992

DATE	OPPONENT	RUSH (ATT-YDS-TD)	PASS (COMP-ATT-INT-TD-YDS)	REC. (REC-YDS-TD)	P (ATT-YDS, AVG.)	FG (FGM YDS)	TACKLES (TOTAL)
9/5/92	BYU	Ivory Durio (10-60-0)	Shawn Gray (14-18-1-0-174)	J.J. Rowlett (8-108-0)	Ed Bunn (3-181, 60.3)	None	Barron Wortham (13)
9/12/92	at UNLV	Raymond Lindholm (8-46-0)	Mike Perez (7-20-1-0-67)	David Miles (1-28-0)	Ed Bunn (6-287, 47.8)	Marshall Young (21)	Barron Wortham (8)
9/19/92	New Mexico State	Ivory Durio (10-55-0)	Mike Perez (11-22-1-1-168)	J.J. Rowlett (2-78-1)	Ed Bunn (4-216, 54.0)	Marshall Young (35)	Greg Shead (11)
10/3/92	Air Force	Shawn Gray (19-72-2)	Shawn Gray (16-33-1-0-170)	Derrick Brown (6-70-0)	Ed Bunn (4-207, 51.8)	None	Barron Wortham (8)
10/10/92	at Colorado State	Shawn Gray (10-78-1)	Shawn Gray (10-22-0-0-177)	J.J. Rowlett (4-94-0)	Ed Bunn (2-98, 49.0)	Marshall Young (24)	Barron Wortham (12)
10/17/92	at San Diego State	Shawn Gray (18-65-0)	Shawn Gray (12-31-2-1-166)	Derrick Brown (5-95-1)	Ed Bunn (6-249, 41.5)	Marshall Young (47,46)	Barron Wortham (8)
10/24/92	Utah	Jesse Villareal (2-80-0)	Shawn Gray (4-15-1-0-121)	David Miles (1-52-0)	Ed Bunn (7-308, 44.0)	Marshall Young (33,36)	Barron Wortham (15)
10/31/92	Hawaii	John Haqq (4-30-0)	Mike Perez (9-18-0-0-105)	Derrick Brown (4-57-0)	Ed Bunn (4-201, 50.3)	None	Barron Wortham (19)
11/7/92	Tulsa	David Miles (15-92-0)	Shawn Gray (9-15-1-0-127)	Derrick Brown (3-66-0)	Ed Bunn (3-137, 45.7)	Marshall Young (26)	Barron Wortham (16)
11/14/92	at New Mexico	David Miles (15-68-1)	Shawn Gray (4-12-0-0-55)	Omar Durham (2-25-0)	Marshall Young (5-182, 36.4)	None	Barron Wortham (11)
11/28/92	Fresno State	Shawn Gray (10-71-0)	Shawn Gray (19-31-2-0-218)	Omar Durham (5-72-0)	Marshall Young (5-171, 34.2)	None	Barron Wortham (9)

1993

DATE	OPPONENT	RUSH (ATT-YDS-TD)	PASS (COMP-ATT-INT-TD-YDS)	REC. (REC-YDS-TD)	P (ATT-YDS, AVG.)	FG (FGM YDS)	TACKLES (TOTAL)
9/4/93	at Arizona	Kaio Aumua (6-25-0)	Shawn Gray (12-30-2-0-123)	J.J. Rowlett (6-112-0)	Bubba Moore (8-284, 35.5)	Marshall Young (48,45)	Barron Wortham (12)
9/11/93	UNLV	Kaio Aumua (12-100-1)	Shawn Gray (5-15-1-0-85)	Derrick Brown (1-27-0)	Bubba Moore (4-154, 38.5)	Marshall Young (24,41)	Barron Wortham (18)
9/18/93	at New Mexico State	Kaio Aumua (6-38-0)	Mike Perez (11-16-1-2-179)	J.J. Rowlett (8-118-0)	Bubba Moore (7-219, 31.3)	None	Barron Wortham (13)
9/25/93	at Hawaii	Ray Williams (8-29-0)	Mike Perez (11-22-2-0-76)	Derrick Brown (4-40-0)	Derrick Brown (5-183, 36.6)	None	Gonzalo Floyd (10)
10/2/93	at North Carolina	Corey Tucker (11-69-1)	Corey Tucker (7-13-0-1-93)	Derrick Brown (2-72-1)	Marshall Young (1-43, 43.0)	Marshall Young (33)	Micheal Comer (15)
10/9/93	Wyoming	Ivory Durio (7-102-0)	Corey Tucker (6-17-1-1-140)	Alvin Black (3-68-1)	Marshall Young (5-207, 41.4)	None	Steve Thompson (14)
10/16/93	Utah	Ivory Durio (7-56-1)	Corey Tucker (9-23-0-1-176)	J.J. Rowlett (5-104-1)	Marshall Young (6-240, 40.0)	None	Barron Wortham (15)
10/30/93	at Air Force	Kaio Aumua (6-33-0)	Shawn Gray (5-6-0-1-86)	J.J. Rowlett (4-81-1)	Marshall Young (6-259, 43.2)	Marshall Young (46)	Barron Wortham (17)
11/6/93	at Fresno State	Kaio Aumua (22-100-0)	Corey Tucker (7-15-1-1-88)	John Haqq (3-44-1)	Marshall Young (3-126, 42.0)	Marshall Young (49)	Micheal Comer (8)
11/13/93	Colorado State	Ivory Durio (12-71-0)	Corey Tucker (12-24-2-0-149)	Derrick Brown (4-70-0)	Marshall Young (5-184, 36.8)	None	Barron Wortham (16)
11/20/93	New Mexico	Kaio Aumua (24-136-2)	Mike Perez (3-5-0-0-49)	Derrick Brown (1-36-0)	Marshall Young (4-148, 37.0)	Marshall Young (32,26,23)	Barron Wortham (12)
11/27/93	at Utah	Ivory Durio (12-66-1)	Corey Tucker (9-15-0-0-80)	Alvin Black (2-50-0)	Marshall Young (6-209, 34.8)	Marshall Young (28)	Barron Wortham (14)

1994

DATE	OPPONENT	RUSH (ATT-YDS-TD)	PASS (COMP-ATT-INT-TD-YDS)	REC. (REC-YDS-TD)	P (ATT-YDS, AVG.)	FG (FGM YDS)	TACKLES (TOTAL)
9/3/94	at Wyoming	Toraino Singleton (9-107-1)	Shawn Gray (8-26-0-0-114)	J.J. Rowlett (5-92-0)	Marshall Young (10-368, 36.8)	None	Brian Vellmure (14)
9/10/94	Eastern Illinois	Toraino Singleton (38-153-1)	Shawn Gray (8-14-1-1-144)	J.J. Rowlett (3-55-1)	Marshall Young (3-137, 45.7)	Marshall Young (53,42)	Best Ihegborow (19)
9/17/94	New Mexico State	Toraino Singleton (36-143-2)	Shawn Gray (6-11-0-1-62)	Terrance Johnson (3-27-1)	Marshall Young (6-204, 34.0)	Marshall Young (46)	Larry Burton (13)
9/24/94	vs. Air Force	Toraino Singleton (12-36-0)	Shawn Gray (12-28-2-0-139)	J.J. Rowlett (4-70-0)	Marshall Young (9-317, 35.2)	None	Bruce Jackson (10)
10/1/94	Hawaii	Toraino Singleton (34-170-1)	Shawn Gray (6-18-0-2-174)	Alvin Black (4-156-2)	Marshall Young (3-154, 51.3)	Marshall Young (37,29)	Brian Vellmure (10)
10/8/94	at Tulsa	Toraino Singleton (36-146-3)	Shawn Gray (14-26-0-1-205)	Alvin Black (6-100-0)	Marshall Young (7-301, 43.0)	Marshall Young (33)	Micheal Comer (13)
10/15/94	at Colorado State	Toraino Singleton (21-27-0)	Shawn Gray (11-30-1-0-116)	J.J. Rowlett (2-28-0)	Marshall Young (10-369, 36.9)	Marshall Young (40)	Micheal Comer (12)
10/22/94	BYU	Toraino Singleton (26-77-0)	Shawn Gray (10-23-1-3-227)	J.J. Rowlett (6-170-1)	Marshall Young (6-233, 38.8)	None	David Terrell (16)
10/29/94	at Utah	Toraino Singleton (18-57-0)	Shawn Gray (16-35-3-1-184)	J.J. Rowlett (6-102-1)	Marshall Young (5-236, 47.8)	None	Two players (12)
11/12/94	Fresno State	Toraino Singleton (25-144-1)	Shawn Gray (10-28-2-1-208)	Alvin Black (2-96-1)	Marshall Young (5-226, 45.2)	Marshall Young (33,30,44)	Micheal Comer (12)
11/19/94	at New Mexico	Toraino Singleton (37-217-2)	Shawn Gray (9-21-1-0-89)	J.J. Rowlett (5-46-0)	Marshall Young (2-84, 42.0)	None	David Terrell (12)

1995

DATE	OPPONENT	RUSH (ATT-YDS-TD)	PASS (COMP-ATT-INT-TD-YDS)	REC. (REC-YDS-TD)	P (ATT-YDS, AVG.)	FG (FGM YDS)	TACKLES (TOTAL)
9/2/95	at New Mexico State	Toraino Singleton (17-70-0)	Leonard Lijja (12-21-1-1-147)	Jason Blair (2-44-0)	Jon Olsen (4-150, 37.5)	Marshall Young (38)	Micheal Comer (13)
9/9/95	at Arizona State	Toraino Singleton (22-113-2)	John Rayborn (9-25-1-1-78)	Cedric Johnson (5-67-1)	Jon Olsen (9-376, 41.8)	None	Micheal Comer (16)
9/16/95	Valdosta State	Toraino Singleton (37-237-2)	John Rayborn (11-23-1-0-167)	Toraino Singleton (4-64-0)	Jon Olsen (4-185, 46.3)	Marshall Young (28,45)	Micheal Comer (10)
9/23/95	at Hawaii	Toraino Singleton (27-166-2)	John Rayborn (9-19-0-1-80)	Alvin Black (5-43-0)	Jon Olsen (6-244, 40.7)	None	Micheal Comer (17)
9/30/95	Utah	Toraino Singleton (12-43-0)	John Rayborn (8-17-0-1-82)	Cedric Johnson (2-86-1)	Jon Olsen (8-321, 40.1)	None	Micheal Comer (18)
10/7/95	at Air Force	Toraino Singleton (17-131-0)	John Rayborn (20-30-0-5-288)	Lawrence Brown (4-88-1)	Jon Olsen (2-83, 41.5)	Marshall Young (19)	David Terrell (12)
10/14/95	Tulsa	Toraino Singleton (27-100-1)	John Rayborn (9-21-2-1-101)	Alvin Black (7-56-0)	Jon Olsen (5-189, 37.8)	None	Micheal Comer (12)
10/28/95	San Diego State	Toraino Singleton (17-61-0)	John Rayborn (25-38-3-2-272)	Jimmy Carpenter (7-116-0)	Jon Olsen (5-186, 37.2)	None	Aaron Plante (15)
11/4/95	at Fresno State	Toraino Singleton (16-79-0)	John Rayborn (18-42-1-1-219)	Cedric Johnson (6-88-1)	Jon Olsen (8-322, 40.3)	None	Ray Bailie (15)
11/11/95	at Colorado State	Toraino Singleton (17-83-0)	John Rayborn (9-18-2-1-97)	Cedric Johnson (1-42-1)	Jon Olsen (7-312, 44.6)	Marshall Young (44)	Jason Dixon (10)
11/18/95	New Mexico	Toraino Singleton (37-199-1)	John Rayborn (12-19-0-1-166)	Jason Blair (6-95-1)	Jon Olsen (4-110, 27.5)	Marshall Young (41)	Micheal Comer (11)
11/25/95	Wyoming	Toraino Singleton (22-76-0)	John Rayborn (16-25-1-0-190)	Cedric Johnson (4-97-0)	Jon Olsen (6-211, 35.2)	None	Micheal Comer (14)

GAME-BY-GAME LEADERS

1996

DATE	OPPONENT	RUSH (ATT-YDS-TD)	PASS (COMP-ATT-INT-TD-YDS)	REC. (REC-YDS-TD)	P (ATT-YDS, AVG.)	FG (FGM YDS)	TACKLES (TOTAL)
8/31/96	at Arizona	Matt Hickl (2-21-0)	Leonard Lijja (8-20-2-0-95)	Cedric Johnson (7-80-0)	Jon Olsen (9-328, 36.4)	Jon Olsen (49)	Two players (10)
9/14/96	New Mexico State	Joseph Polk (33-148-0)	Leonard Lijja (6-9-0-2-73)	Jimmy Carpenter (3-56-2)	Jon Olsen (4-159, 39.8)	None	Micheal Comer (11)
9/21/96	at San Jose State	Joseph Polk (25-85-1)	Leonard Lijja (14-33-3-1-226)	Cedric Johnson (7-116-1)	Jon Olsen (6-218, 36.3)	Jon Olsen (32)	David Terrell (9)
9/28/96	at N. Illinois	Joseph Polk (26-96-0)	Matt Hickl (11-13-0-1-106)	Joseph Polk (2-43-1)	Jon Olsen (4-154, 38.5)	Jon Olsen (28,42,30)	Joe Riccillo (9)
10/5/96	Utah	Joseph Polk (19-104-0)	Matt Hickl (10-26-1-1-124)	Cedric Johnson (3-56-0)	Jon Olsen (7-304, 43.4)	Jon Olsen (33,37)	Micheal Comer (16)
10/12/96	at TCU	Matt Hickl (10-31-0)	Matt Hickl (10-17-2-0-44)	Cedric Johnson (8-35-0)	Jon Olsen (7-295, 42.1)	None	Micheal Comer (15)
10/26/96	Rice	Joseph Polk (10-29-0)	Leonard Lijja (21-42-1-3-225)	Cedric Johnson (7-91-3)	Jon Olsen (8-307, 38.4)	None	Joe Riccillo (12)
11/2/96	at BYU	Elzie Johnson (19-88-0)	Leonard Lijja (31-16-2-1-175)	Cedric Johnson (6-78-1)	Jon Olsen (7-256, 36.6)	Jon Olsen (21)	Joe Riccillo (9)
11/9/96	SMU	Elzie Johnson (22-92-0)	Joe Chaney (6-10-0-0-72)	Jermaine Brown (2-48-0)	Jon Olsen (6-225, 37.5)	None	Micheal Comer (14)
11/16/96	Tulsa	Elzie Johnson (25-203-0)	Leonard Lijja (9-25-0-2-152)	Cedric Johnson (5-81-1)	Jon Olsen (5-183, 36.6)	None	Joe Riccillo (17)
11/23/96	at New Mexico	Joseph Polk (9-39-0)	Leonard Lijja (20-39-1-0-142)	Jason Blair (6-69-0)	Jon Olsen (8-334, 41.8)	Jon Olsen (34)	Joe Riccillo (9)

1997

DATE	OPPONENT	RUSH (ATT-YDS-TD)	PASS (COMP-ATT-INT-TD-YDS)	REC. (REC-YDS-TD)	P (ATT-YDS, AVG.)	FG (FGM YDS)	TACKLES (TOTAL)
9/6/97	at LSU	Paul Smith (7-53-0)	John Rayborn (8-21-2-0-68)	Clifford Johnston (4-34-0)	Matt Finley (7-252, 36.0)	Ricky Bishop (42)	Three players (7)
9/13/97	New Mexico	Joseph Polk (6-18-0)	John Rayborn (8-22-2-2-188)	Jimmy Carpenter (6-148-1)	Matt Finley (6-210, 35.0)	None	H. Muagututia (16)
9/20/97	at Utah	Joseph Polk (15-71-0)	Craig Strickland (6-17-0-0-81)	Jimmy Carpenter (4-63-0)	Matt Finley (3-128, 42.7)	Ricky Bishop (33)	H. Muagututia (15)
9/27/97	New Mexico State	Joseph Polk (30-115-2)	Craig Strickland (11-22-0-0-128)	Jimmy Carpenter (4-56-1)	Matt Finley (3-129, 43.0)	Ricky Bishop (27)	Derek Wright (9)
10/4/97	at Clemson	Elzie Johnson (11-65-1)	Craig Strickland (8-28-0-0-122)	Jimmy Carpenter (3-57-0)	Matt Finley (7-316, 45.1)	None	H. Muagututia (13)
10/11/97	at Tulsa	Joseph Polk (16-125-1)	John Rayborn (7-10-1-1-162)	Jimmy Carpenter (5-115-1)	Matt Finley (3-153, 51.0)	Ola Kimrin (21,23)	Matt Kennedy (12)
10/18/97	San Jose State	Paul Smith (19-112-1)	John Rayborn (11-28-2-0-116)	Jimmy Carpenter (5-62-0)	Matt Finley (9-386, 42.9)	None	Jason Smith (10)
11/1/97	BYU	Paul Smith (15-48-0)	John Rayborn (5-6-0-0-57)	Jimmy Carpenter (3-47-0)	Matt Finley (8-313, 39.1)	None	Dale Kirry (7)
11/8/97	at SMU	Elzie Johnson (13-45-0)	Rocky Perez (22-34-1-2-257)	Allan Ray (6-119-1)	Matt Finley (2-71, 35.5)	None	Two players (10)
11/15/97	TCU	Joseph Polk (24-77-0)	Rocky Perez (8-24-2-0-92)	Jimmy Carpenter (4-59-0)	Matt Finley (9-312, 34.7)	Ola Kimrin (27)	Two players (11)
11/22/97	at Rice	Elzie Johnson (11-46-0)	Rocky Perez (20-37-0-0-278)	Jimmy Carpenter (7-85-0)	Matt Finley (5-184, 36.8)	Ola Kimrin (32,22)	H. Muagututia (12)

1998

DATE	OPPONENT	RUSH (ATT-YDS-TD)	PASS (COMP-ATT-INT-TD-YDS)	REC. (REC-YDS-TD)	P (ATT-YDS, AVG.)	FG (FGM YDS)	TACKLES (TOTAL)
9/5/98	at Texas Tech	Elzie Johnson (18-98-0)	John Rayborn (11-24-2-0-180)	Paul Smith (2-75-0)	Matt Finley (7-287, 41.0)	Ricky Bishop (42)	Dale Kirry (14)
9/12/98	Oregon	Paul Smith (19-155-1)	John Rayborn (13-27-0-2-126)	Jimmy Carpenter (2-65-0)	Matt Finley (6-264, 44.0)	Ricky Bishop (42)	Robert Weathers (12)
9/26/98	at New Mexico State	Paul Smith (24-184-0)	John Rayborn (7-16-1-1-52)	Elzie Johnson (3-28-1)	Matt Finley (2-94, 47.0)	Ricky Bishop (23)	Dale Kirry (16)
10/3/98	Colorado State	Paul Smith (19-52-0)	John Rayborn (23-30-0-1-288)	Jimmy Carpenter (10-97-0)	Matt Finley (3-123, 41.0)	Ricky Bishop (45)	A.J. Sheppard (13)
10/10/98	at New Mexico	Rocky Perez (5-61-0)	Rocky Perez (14-21-1-1-176)	Elzie Johnson (7-81-0)	Matt Finley (3-127, 42.3)	Ricky Bishop (41,48,22)	Robert Weathers (11)
10/17/98	at San Jose State	Joseph Polk (25-156-1)	Rocky Perez (10-22-0-0-91)	Keonta Golson (4-38-0)	Matt Finley (7-278, 39.7)	Ricky Bishop (30,37)	Dale Kirry (8)
10/24/98	at Fresno State	Paul Smith (20-70-0)	Rocky Perez (8-18-0-0-94)	Two players (37 yards)	Matt Finley (10-405, 40.5)	Ricky Bishop (40,36)	Brian Young (10)
10/31/98	Hawaii	Joseph Polk (31-168-2)	Rocky Perez (6-15-0-0-96)	Jimmy Carpenter (4-79-0)	Matt Finley (5-134, 26.8)	Ricky Bishop (42)	Eric Wells (14)
11/7/98	at Utah	Joseph Polk (21-43-1)	John Rayborn (20-42-1-2-346)	Keonta Golson (3-137-1)	Matt Finley (8-316, 39.5)	Ricky Bishop (32,37)	Dale Kirry (10)
11/14/98	BYU	Paul Smith (9-42-1)	John Rayborn (12-21-0-1-198)	Keonta Golson (3-107-1)	Matt Finley (5-167, 33.4)	None	Robert Weathers (18)
11/21/98	at San Diego State	Joseph Polk (21-116-1)	John Rayborn (31-46-0-3-281)	Jimmy Carpenter (11-131-1)	Matt Finley (4-146, 36.5)	Ricky Bishop (23)	Dale Kirry (11)

1999

DATE	OPPONENT	RUSH (ATT-YDS-TD)	PASS (COMP-ATT-INT-TD-YDS)	REC. (REC-YDS-TD)	P (ATT-YDS, AVG.)	FG (FGM YDS)	TACKLES (TOTAL)
9/4/99	New Mexico	Paul Smith (32-138-0)	Rocky Perez (15-20-1-0-152)	Lee Mays (4-47-0)	Glen Beard (5-227, 45.4)	Ricky Bishop (24,41)	Rob Weathers (12)
9/11/99	at Oregon	Paul Smith (14-106-2)	Rocky Perez (10-17-1-1-150)	Lee Mays (7-164-1)	Glen Beard (4-152, 38.0)	Ricky Bishop (49)	Derek Walker (13)
9/18/99	at Kansas State	Paul Smith (18-57-0)	Jay Stuckey (9-23-1-1-86)	Brian Natkin (8-70-1)	Glen Beard (11-399, 36.3)	None	Derek Walker (12)
9/25/99	New Mexico State	Paul Smith (32-187-3)	Jay Stuckey (7-9-1-3-178)	Lee Mays (3-104-2)	Glen Beard (4-163, 40.8)	Ricky Bishop (31,20)	Trey Merkens (11)
10/2/99	at Hawaii	Jay Stuckey (16-67-0)	Jay Stuckey (6-13-3-0-60)	Allan Ray (1-35-0)	Glen Beard (8-323, 40.4)	Ricky Bishop (37)	Two players (9)
10/9/99	SMU	Paul Smith (23-141-3)	Jay Stuckey (12-13-0-2-182)	Lee Mays (7-72-1)	Glen Beard (6-252, 42.0)	None	Rob Weathers (10)
10/16/99	at Arizona	Paul Smith (20-63-0)	Rocky Perez (17-23-0-2-233)	Lee Mays (9-127-2)	Glen Beard (5-196, 39.2)	None	A.J. Sheppard (10)
10/23/99	at Fresno State	Paul Smith (38-115-1)	Jay Stuckey (23-34-0-1-269)	Lee Mays (6-95-0)	Glen Beard (6-225, 37.5)	Ricky Bishop (23,31,18)	Rob Weathers (8)
10/30/99	San Jose State	Paul Smith (28-188-1)	Jay Stuckey (19-28-0-3-215)	James Thompson (3-55-0)	Glen Beard (6-207, 34.5)	None	Trey Merkens (7)
11/6/99	Tulsa	Paul Smith (18-108-0)	Rocky Perez (11-21-2-0-158)	Allan Ray (2-107-1)	Glen Beard (1-55, 55.0)	None	Derek Walker (11)
11/13/99	at Rice	Paul Smith (20-75-2)	Jay Stuckey (26-33-1-2-317)	Brian Natkin (7-92-0)	Glen Beard (2-84, 42.0)	Ricky Bishop (44)	A.J. Sheppard (11)
11/20/99	at TCU	Elzie Johnson (5-16-0)	Jay Stuckey (19-27-2-1-296)	James Thompson (4-82-1)	Glen Beard (4-180, 45.0)	Ricky Bishop (25)	Camar Jackson (12)

2000

DATE	OPPONENT	RUSH (ATT-YDS-TD)	PASS (COMP-ATT-INT-TD-YDS)	REC. (REC-YDS-TD)	P (ATT-YDS, AVG.)	FG (FGM YDS)	TACKLES (TOTAL)
9/2/00	at Oklahoma	Chris Porter (11-79-1)	Rocky Perez (18-37-2-1-197)	Allan Ray (4-65-0)	Glen Beard (7-295, 42.1)	Ricky Bishop (40)	Trey Merkens (8)
9/9/00	SMU	Rovann Cleveland (10-105-1)	Rocky Perez (13-19-0-3-206)	Lee Mays (6-143-2)	Glen Beard (4-180, 45.0)	Ricky Bishop (38,41,18)	D.J. Walker (9)
9/16/00	at Texas A&M	Sherman Austin (12-29-0)	Rocky Perez (18-28-0-2-203)	Brian Natkin (6-90-0)	Glen Beard (4-152, 38.0)	Ricky Bishop (37)	Trey Merkens (9)
9/23/00	Hawaii	Chris Porter (10-51-0)	Rocky Perez (18-31-1-4-265)	Lee Mays (4-109-2)	Glen Beard (3-143, 47.7)	Ricky Bishop (25,23,25)	Derek Walker (7)
9/30/00	New Mexico State	Chris Porter (11-97-1)	Rocky Perez (16-28-0-2-237)	Lee Mays (7-150-2)	Glen Beard (4-168, 42.0)	Ricky Bishop (48,27)	Camar Jackson (12)
10/7/00	at Tulsa	Sherman Austin (12-131-1)	Rocky Perez (16-21-0-3-201)	Brian Natkin (4-75-0)	Glen Beard (5-194, 38.8)	Ricky Bishop (23,25)	Trey Merkens (8)
10/14/00	at San Jose State	Chris Porter (17-79-1)	Rocky Perez (20-35-1-3-280)	Lee Mays (6-104-1)	Glen Beard (5-188, 37.6)	None	D.J. Walker (10)
10/21/00	Fresno State	Sherman Austin (14-75-0)	Rocky Perez (20-29-1-1-212)	Brian Natkin (6-88-0)	Glen Beard (7-347, 49.6)	None	Trey Merkens (9)
11/4/00	at Nevada	Chris Porter (22-118-0)	Rocky Perez (20-35-0-2-323)	Lee Mays (9-156-1)	Glen Beard (5-169, 33.8)	Ricky Bishop (35)	Trey Merkens (10)
11/11/00	Rice	Chris Porter (14-50-1)	Rocky Perez (20-29-0-3-320)	Lee Mays (5-111-3)	Glen Beard (5-203, 40.6)	Ricky Bishop (42)	Trey Merkens (11)
11/18/00	at TCU	Sherman Austin (5-26-0)	Rocky Perez (21-46-1-2-217)	Allan Ray (6-62-1)	Glen Beard (5-190, 38.0)	None	Trey Merkens (11)
12/28/00	at Boise State	Chris Porter (26-134-1)	Rocky Perez (17-38-1-1-201)	Lee Mays (7-91-0)	Glen Beard (5-244, 48.8)	Ricky Bishop (28,43,47)	Two players (7)

GAME-BY-GAME LEADERS

2001

DATE	OPPONENT	RUSH (ATT-YDS-TD)	PASS (COMP-ATT-INT-TD-YDS)	REC. (REC-YDS-TD)	P (ATT-YDS, AVG.)	FG (FGM YDS)	TACKLES (TOTAL)
9/1/01	at New Mexico	Chris Porter (10-15-0)	Wesley Phillips (18-30-1-1-211)	Lee Mays (6-83-0)	Bryce Benekos (7-268, 38.3)	None	Robert Rodriguez (7)
9/8/01	Texas Southern	Sherman Austin (13-91-3)	Wesley Phillips (8-20-1-2-112)	Lee Mays (3-59-1)	Bryce Benekos (5-170, 34.0)	Keith Robinson (22)	Matt Elwood (5)
9/22/01	at Boise State	Chris Porter (23-139-0)	Wesley Phillips (16-28-2-2-153)	Lee Mays (4-40-0)	Bryce Benekos (5-181, 36.2)	Keith Robinson (27)	Robert Rodriguez (13)
9/29/01	Tulsa	Sherman Austin (31-129-1)	Wesley Phillips (20-30-0-0-249)	Lee Mays (7-91-0)	Bryce Benekos (4-159, 39.8)	Keith Robinson (27,22)	Tim Woodard (6)
10/6/01	at Alabama	Jon Schaper (5-70-1)	Wesley Phillips (5-14-0-1-60)	Terrance Minor (2-33-0)	Bryce Benekos (7-215, 30.7)	None	D.J. Walker (11)
10/13/01	at Hawaii	Sherman Austin (19-99-0)	Jon Schaper (8-20-0-1-67)	Lee Mays (3-32-0)	Keith Robinson (6-209, 34.8)	None	Two players (7)
10/20/01	San Jose State	Sherman Austin (14-50-0)	Wesley Phillips (21-35-3-0-358)	Lee Mays (7-184-0)	Bryce Benekos (5-182, 36.4)	None	Camar Jackson (12)
10/27/01	at SMU	Chris Porter (4-28-0)	Wesley Phillips (9-14-0-0-89)	Lee Mays (5-82-0)	Bryce Benekos (9-304, 33.8)	None	Robert Rodriguez (15)
11/10/01	Louisiana Tech	Chris Porter (15-76-3)	Wesley Phillips (11-17-0-1-144)	Lee Mays (7-57-0)	Bryce Benekos (3-98, 32.7)	None	Robert Rodriguez (14)
11/17/01	at Rice	Howard Jackson (9-96-1)	Wesley Phillips (16-33-1-2-227)	Will Smith (4-81-0)	Keith Robinson (4-148, 37.0)	Keith Robinson (39)	Robert Rodriguez (16)
11/24/01	Nevada	Howard Jackson (20-103-1)	Wesley Phillips (17-25-3-2-217)	Will Smith (6-88-0)	Keith Robinson (4-150, 37.5)	Keith Robinson (24)	D.J. Walker (12)

2002

DATE	OPPONENT	RUSH (ATT-YDS-TD)	PASS (COMP-ATT-INT-TD-YDS)	REC. (REC-YDS-TD)	P (ATT-YDS, AVG.)	FG (FGM YDS)	TACKLES (TOTAL)
8/31/02	Sacramento State	Howard Jackson (21-157-4)	Jon Schaper (14-28-1-2-134)	Terrance Minor (5-53-2)	Bryce Benekos (6-239, 39.8)	None	Two players (10)
9/7/02	at Kentucky	Matt Austin (14-112-0)	Jon Schaper (10-24-0-1-118)	Terrance Minor (3-69-1)	Bryce Benekos (6-233, 38.8)	Keith Robinson (40)	Two players (8)
9/14/02	at Oklahoma	Matt Austin (10-37-0)	Jon Schaper (9-29-2-0-116)	Terrance Minor (4-66-0)	Bryce Benekos (10-377, 37.7)	None	D.J. Walker (8)
9/21/02	Hawaii	Howard Jackson (31-94-0)	Jon Schaper (10-33-3-0-129)	Dirk Dillard (2-33-0)	Bryce Benekos (6-222, 37.0)	Keith Robinson (25,32)	Tim Woodard (10)
9/28/02	at San Jose State	Howard Jackson (16-80-1)	Orlando Cruz (6-23-3-1-147)	Terrance Minor (5-115-1)	Bryce Benekos (4-167, 41.8)	Keith Robinson (45)	D.J. Walker (13)
10/5/02	at NM State	Howard Jackson (15-46-0)	Orlando Cruz (15-19-1-1-196)	Terrance Minor (6-77-1)	Bryce Benekos (5-233, 46.6)	None	Two players (11)
10/19/02	Rice	Howard Jackson (18-166-1)	Omar Duarte (11-25-0-2-128)	Chris Francies (6-104-0)	Bryce Benekos (3-106, 35.3)	Keith Robinson (59)	Two players (14)
10/26/02	at Tulsa	Howard Jackson (16-69-0)	Omar Duarte (12-27-3-0-94)	Dirk Dillard (3-29-0)	Bryce Benekos (3-107, 35.7)	None	Bubba Wiseman (8)
11/2/02	Boise State	Sherman Austin (28-111-0)	Phillip Moss (3-13-2-0-25)	Justin Hunt (2-15-0)	Bryce Benekos (5-191, 38.2)	Keith Robinson (25)	Two players (10)
11/9/02	at Nevada	Jimmy Smith (14-60-0)	Omar Duarte (10-23-0-1-141)	Will Smith (1-34-0)	Bryce Benekos (9-421, 46.8)	Keith Robinson (54)	Tim Woodard (10)
11/16/02	SMU	Sherman Austin (16-55-0)	Omar Duarte (18-34-0-3-347)	Terrance Minor (6-130-1)	Bryce Benekos (8-363, 45.4)	None	Camar Jackson (14)
11/23/02	at Louisiana Tech	Howard Jackson (13-70-1)	Omar Duarte (24-40-0-0-248)	Chris Francies (5-58-0)	Bryce Benekos (5-196, 39.2)	Keith Robinson (48)	D.J. Walker (11)

2003

DATE	OPPONENT	RUSH (ATT-YDS-TD)	PASS (COMP-ATT-INT-TD-YDS)	REC. (REC-YDS-TD)	P (ATT-YDS, AVG.)	FG (FGM YDS)	TACKLES (TOTAL)
8/30/03	at Arizona	Matt Austin (8-38-0)	Orlando Cruz (13-25-1-0-121)	Jonas Crafts (4-43-0)	Bryce Benekos (9-338, 37.6)	None	Marshall Sanford (7)
9/6/03	Cal Poly	Johnnie Lee Higgins (4-43-0)	Jordan Palmer (6-12-1-1-91)	Chris Marrow (3-43-0)	Bryce Benekos (6-241, 40.2)	None	Thomas Howard (10)
9/13/03	San Diego State	Jimmy Smith (11-43-0)	Orlando Cruz (11-28-2-0-75)	Chris Francies (1-50-1)	Bryce Benekos (8-344, 43.0)	None	Thomas Howard (9)
9/20/03	at Louisville	Howard Jackson (12-118-0)	Jordan Palmer (6-12-0-1-62)	Jonas Crafts (3-42-0)	Bryce Benekos (2-77, 38.5)	None	Robert Rodriguez (10)
9/27/03	Sam Houston State	Howard Jackson (24-160-1)	Jordan Palmer (13-23-2-2-170)	Chris Marrow (4-73-2)	Bryce Benekos (3-145, 48.3)	Reagan Schneider (27)	Four players (7)
10/4/03	at SMU	Howard Jackson (17-99-0)	Orlando Cruz (8-16-0-2-190)	Howard Jackson (1-86-1)	Bryce Benekos (6-268, 44.7)	None	Marshall Sanford (6)
10/11/03	Louisiana Tech	Howard Jackson (14-141-2)	Orlando Cruz (18-33-2-0-285)	Johnnie Lee Higgins (5-126-0)	Bryce Benekos 4-166 (41.5)	None	Thomas Howard (10)
10/25/03	at Hawaii	Matt Austin (9-112-0)	Jordan Palmer (12-28-1-0-154)	Chris Marrow (4-58-0)	Bryce Benekos (4-196, 49.0)	Keith Robinson (44,40,45)	Robert Rodriguez (7)
11/1/03	Tulsa	Howard Jackson (18-119-1)	Jordan Palmer (26-43-3-2-287)	Chris Marrow (6-84-0)	Bryce Benekos (7-338, 48.3)	None	Robert Rodriguez (16)
11/8/03	San Jose State	Howard Jackson (17-144-1)	Orlando Cruz (12-18-1-2-237)	Chris Francies (4-77-0)	Bryce Benekos (5-240, 48.0)	Keith Robinson (26,48)	Troy Collavo (7)
11/15/03	at Boise State	Howard Jackson (20-47-1)	Jordan Palmer (14-28-2-1-172)	Johnnie Lee Higgins (3-67-0)	Bryce Benekos (5-205, 41.0)	None	Robert Rodriguez (10)
11/22/03	at Rice	Howard Jackson (19-80-0)	Orlando Cruz (11-21-1-0-174)	Howard Jackson (2-64-0)	Bryce Benekos (5-250, 50.0)	None	Tim Woodard (11)
11/29/03	Fresno State	Howard Jackson (20-66-0)	Orlando Cruz (13-26-1-1-124)	Casey Mauch (4-49-0)	Bryce Benekos (6-277, 46.2)	Keith Robinson (29,32)	Joe Fleskoski (13)

2004

DATE	OPPONENT	RUSH (ATT-YDS-TD)	PASS (COMP-ATT-INT-TD-YDS)	REC. (REC-YDS-TD)	P (ATT-YDS, AVG.)	FG (FGM YDS)	TACKLES (TOTAL)
9/2/04	at Arizona State	Howard Jackson (16-58-1)	Jordan Palmer (21-44-4-0-196)	Johnnie Lee Higgins (2-43-0)	Bryce Benekos (9-398, 44.2)	Reagan Schneider (33)	Adrian Ward (10)
9/11/04	Weber State	Howard Jackson (25-162-2)	Jordan Palmer (18-28-0-0-223)	Chris Marrow (7-116-0)	Bryce Benekos (4-192, 48.0)	Reagan Schneider (37,40,52,38)	Robert Rodriguez (10)
9/18/04	Boise State	Howard Jackson (20-62-1)	Jordan Palmer (16-32-2-2-235)	Chris Francies (5-94-0)	Bryce Benekos (7-331, 47.3)	Reagan Schneider (46)	Robert Rodriguez (14)
10/2/04	New Mexico State	Howard Jackson (15-158-1)	Omar Duarte (10-13-0-3-174)	Chris Marrow (2-44-0)	Bryce Benekos (4-179, 44.8)	Reagan Schneider (47)	Godwin Akinduro (12)
10/9/04	at Fresno State	Howard Jackson (21-54-0)	Jordan Palmer (12-23-0-1-185)	Johnnie Lee Higgins (1-91-1)	Bryce Benekos (8-326, 40.8)	Reagan Schneider (33)	Robert Rodriguez (11)
10/16/04	Hawaii	Howard Jackson (28-138-1)	Jordan Palmer (28-44-4-5-317)	Johnnie Lee Higgins (6-104-1)	Bryce Benekos (5-215, 43.0)	Reagan Schneider (48)	Nate Draughton (8)
10/23/04	at Louisiana Tech	Howard Jackson (21-114-0)	Jordan Palmer (17-29-0-4-259)	Johnnie Lee Higgins (3-94-1)	Bryce Benekos (7-323, 46.1)	Reagan Schneider (48,44,21)	Robert Rodriguez (8)
10/30/04	at San Jose State	Howard Jackson (16-89-0)	Jordan Palmer (16-22-1-2-218)	Chris Francies (2-81-0)	Bryce Benekos (3-139, 46.3)	Reagan Schneider (20)	Godwin Akinduro (7)
11/13/04	Rice	Howard Jackson (17-83-0)	Jordan Palmer (19-28-1-3-191)	Chris Francies (2-81-0)	Bryce Benekos (3-139, 46.3)	Reagan Schneider (20)	Alex Obomese (7)
11/20/04	SMU	Howard Jackson (17-99-0)	Jordan Palmer (20-27-1-5-339)	Jayson Boyd (4-61-0)	Bryce Benekos (4-163, 40.8)	None	Robert Rodriguez (19)
11/27/04	at Tulsa	Howard Jackson (27-133-3)	Jordan Palmer (21-44-3-2-312)	Jayson Boyd (6-122-1)	Bryce Benekos (3-118, 39.3)	Reagan Schneider (23,41)	Thomas Howard (7)
12/29/04	vs. Colorado	Howard Jackson (16-37-1)	Jordan Palmer (22-42-2-2-328)	Jayson Boyd (4-91-1)	Bryce Benekos (3-123, 41.0)	None	Mike Perez (7)
				Jayson Boyd (7-140-1)	Bryce Benekos (5-225, 45.0)	None	Robert Rodriguez (12)
							Robert Rodriguez (14)

2005

DATE	OPPONENT	RUSH (ATT-YDS-TD)	PASS (COMP-ATT-INT-TD-YDS)	REC. (REC-YDS-TD)	P (ATT-YDS, AVG.)	FG (FGM YDS)	TACKLES (TOTAL)
9/3/05	at NM State	Tyler Ebell (19-63-0)	Jordan Palmer (15-26-0-3-187)	Jayson Boyd (3-51-0)	Ryan Hotchkiss (6-267, 44.5)	Reagan Schneider (42,43)	Jeremy Jones (12)
9/16/05	Houston	Tyler Ebell (24-149-1)	Jordan Palmer (26-51-2-3-379)	Johnnie Lee Higgins (6-156-3)	Ryan Hotchkiss (5-192, 38.4)	Reagan Schneider (42,21,32,25,42)	Thomas Howard (14)
9/24/05	New Mexico	Tyler Ebell (19-42-0)	Jordan Palmer (16-31-1-1-178)	Johnnie Lee Higgins (8-91-1)	Ryan Hotchkiss (6-248, 41.3)	None	Jeremy Jones (12)
10/1/05	at Memphis	Tyler Ebell (15-69-1)	Jordan Palmer (23-53-3-1-431)	Johnnie Lee Higgins (7-134-1)	Ryan Hotchkiss (5-177, 35.4)	Reagan Schneider (45,24)	Troy Collavo (10)
10/14/05	at Tulane	Marcus Thomas (12-93-1)	Jordan Palmer (22-32-0-3-278)	Marcus Thomas (5-110-0)	Ryan Hotchkiss (5-217, 43.4)	Reagan Schneider (44)	Jeremy Jones (14)
10/22/05	Marshall	Tyler Ebell (13-92-0)	Jordan Palmer (17-25-1-3-215)	Aaron Givens (4-54-0)	Ryan Hotchkiss 4-156, 39.0)	Reagan Schneider (49)	Jeremy Jones (17)
10/29/05	at Rice	Tyler Ebell (16-96-2)	Jordan Palmer (24-30-2-3-387)	Chris Francies (4-126-1)	None	Reagan Schneider (25)	Jeremy Jones (18)
11/5/05	Tulsa	Marcus Thomas (23-117-2)	Jordan Palmer (25-34-2-2-340)	Chris Francies (9-170-2)	Ryan Hotchkiss (3-97, 32.3)	Reagan Schneider (32,23)	Jeremy Jones (12)
11/12/05	Texas Southern	Marcus Thomas (18-112-0)	Jordan Palmer (16-23-0-4-248)	Johnnie Lee Higgins (3-73-0)	Ryan Hotchkiss (2-60, 30.0)	Reagan Schneider (26)	Thomas Howard (8)
11/19/05	UAB	Marcus Thomas (29-122-1)	Jordan Palmer (33-52-3-2-337)	Jamar Hunt (10-88-0)	None	Reagan Schneider (27)	Jeremy Jones (11)
11/26/05	at SMU	Marcus Thomas (22-118-1)	Jordan Palmer (27-44-4-3-360)	Chris Francies (9-126-0)	Ryan Hotchkiss (4-148, 37.0)	None	Quintin Demps (11)
12/21/05	vs. Toledo	Marcus Thomas (18-71-0)	Jordan Palmer (14-33-1-1-163)	Joe West (6-88-0)	Ryan Hotchkiss (5-177, 35.4)	Reagan Schneider (34,23)	Troy Collavo (14)

GAME-BY-GAME LEADERS

2006

DATE	OPPONENT	RUSH (ATT-YDS-TD)	PASS (COMP-ATT-INT-TD-YDS)	REC. (REC-YDS-TD)	P (ATT-YDS, AVG.)	FG (FGM YDS)	TACKLES (TOTAL)
8/31/06	at San Diego St.	Marcus Thomas (17-24-1)	Jordan Palmer (20-29-4-3-213)	Johnnie Lee Higgins (7-90-1)	Ryan Hotchkiss (2-68, 34.0)	Reagan Schneider (46, 35)	Troy Collavo (13)
9/9/06	Texas Tech	Marcus Thomas (20-60-0)	Jordan Palmer (34-51-2-3-334)	Johnnie Lee Higgins (13-162-2)	Ryan Hotchkiss (5-184 (36.8)	Reagan Schneider (25, 26, 49)	Jeremy Jones (16)
9/23/06	at New Mexico	Marcus Thomas (13-34-0)	Jordan Palmer (26-36-0-1-211)	Daniel Robinson (6-97-1)	Ryan Hotchkiss (3-114, 38.0)	Reagan Schneider (35)	Troy Collavo (9) Emeri Spence (9) Joe Fleskoski (11) Josh Chamois (11)
9/30/06	NM State	Marcus Thomas (18-81-1)	Jordan Palmer (18-26-2-3-414)	Johnnie Lee Higgins (7-223-3)	Ryan Hotchkiss 1-45 (45.0)	Reagan Schneider (41)	Troy Collavo (10) Jason McQuay (13) Braxton Amy (10) Troy Collavo (21)
10/7/06	SMU	Marcus Thomas (24-59-0)	Jordan Palmer (25-34-1-1-271)	Daniel Robinson (4-69-1)	Ryan Hotchkiss (7-283, 40.4)	None	Joe Fleskoski (6) Joe Fleskoski (11)
10/14/06	Tulane	Marcus Thomas (16-79-0)	Jordan Palmer (22-29-0-3-230)	Johnnie Lee Higgins (4-68-1)	Ryan Hotchkiss (7-273, 39.0)	Reagan Schneider (37, 29)	Troy Collavo (10)
10/21/06	at Houston	Marcus Thomas (12-47-2)	Jordan Palmer (19-30-1-0-206)	Johnnie Lee Higgins (6-122-0)	Ryan Hotchkiss (4-142, 35.5)	Reagan Schneider (35, 42)	Jason McQuay (13)
10/27/06	at Tulsa	Marcus Thomas (9-27-1)	Jordan Palmer (21-37-1-1-253)	Johnnie Lee Higgins 10-153-1)	Ryan Hotchkiss (5-180 (36.0)	Reagan Schneider (32, 40, 39)	Braxton Amy (10)
11/4/06	Rice	Marcus Thomas (11-77-0)	Jordan Palmer (16-33-0-4-315)	Daniel Robinson (4-97-2)	Ryan Hotchkiss (3-89, 29.7)	None	Troy Collavo (21)
11/10/06	at UAB	Marcus Thomas (11-9-0)	Jordan Palmer (25-39-0-5-455)	Johnnie Lee Higgins (10-181-3)	Ryan Hotchkiss 4-127 (31.8)	Reagan Schneider (19)	Joe Fleskoski (6)
11/18/06	at Marshall	Donald Buckram (4-33-0)	Jordan Palmer (34-48-3-1-386)	Johnnie Lee Higgins (8-119-1)	Ryan Hotchkiss (5-162, 32.4)	None	Joe Fleskoski (11)
11/25/06	Memphis	Marcus Thomas (5-16-0)	Jordan Palmer (22-37-0-1-307)	Daniel Robinson (6-112-2)	Ryan Hotchkiss (4-146, 36.5)	Reagan Schneider (42)	Troy Collavo (14)

2007

DATE	OPPONENT	RUSH (ATT-YDS-TD)	PASS (COMP-ATT-INT-TD-YDS)	REC. (REC-YDS-TD)	P (ATT-YDS, AVG.)	FG (FGM YDS)	TACKLES (TOTAL)
9/1/07	New Mexico	Terrell Jackson (11-70-1)	Trevor Vittatoe (6-21-0-0-59)	Jeff Moturi (3-22-0) Lorne Sam (1-22-0)	Kyle Petersen (7-288, 41.1)	Jose Martinez (51)	Quintin Demps (16)
9/8/07	at Texas Tech	Marcus Thomas (22-85-2)	Trevor Vittatoe (12-26-0-2-202)	Joe West (5-101-1)	Kyle Petersen (5-217, 43.4)	Jose Martinez (25)	Braxton Amy (16)
9/15/07	at NM State	Marcus Thomas (21-74-1)	Trevor Vittatoe (15-27-1-1-261)	Jeff Moturi (6-105-1)	Kyle Petersen (5-227, 45.4)	Jose Martinez (22)	Jeremy Jones (13)
9/22/07	Texas Southern	Marcus Thomas (11-105-2)	Trevor Vittatoe (10-16-0-2-199)	Joe West (4-88-0)	Kyle Petersen (5-216, 43.2)	Jose Martinez (23)	Braxton Amy (6)
9/29/07	at SMU	Marcus Thomas (35-207-3)	Trevor Vittatoe (17-33-1-2-255)	Lorne Sam (5-88-0)	Kyle Petersen (5-208, 41.6)	None	Braxton Amy (7)
10/6/07	Tulsa	Marcus Thomas (27-134-3)	Trevor Vittatoe (21-27-0-3-319)	Jeff Moturi (7-174-2)	Kyle Petersen (3-125, 41.7)	None	Da'Mon Cromartie-Smith (11)
10/13/07	East Carolina	Marcus Thomas (22-103-1)	Trevor Vittatoe (38-55-1-3-409)	Jeff Moturi (12-113-1)	Kyle Petersen (4-158, 39.5)	Jose Martinez (41,42,34,43,45)	Braxton Amy (10)
10/27/07	Houston	Marcus Thomas (28-178-0)	Trevor Vittatoe (8-23-0-3-134)	Jeff Moturi (4-94-2)	Kyle Petersen (4-127, 31.8)	Jose Martinez (57)	Braxton Amy (10) Adam Vincent (10)
11/3/07	at Rice	Marcus Thomas (19-51-1)	Trevor Vittatoe (30-57-0-5-373)	Fred Rouse (5-100-1)	Kyle Petersen (6-250, 41.7)	Jose Martinez (39,33)	Da'Mon Cromartie-Smith (9)
11/10/07	at Tulane	Marcus Thomas (11-124-1)	Trevor Vittatoe (28-43-1-1-308)	Joe West (5-82-0)	Kyle Petersen (3-117, 39.0)	Jose Martinez (42,21)	Braxton Amy (13) Da'Mon Cromartie-Smith (13) Adam Vincent (13)
11/17/07	Southern Miss	Marcus Thomas (22-106-2)	Trevor Vittatoe (19-42-1-2-290)	Joe West (7-153-1)	Greg Hiatt (4-193, 48.2)	Jose Martinez (38)	Torrey Huckaby (13)
11/24/07	at UCF	Terrell Jackson (5-25-0)	Trevor Vittatoe (20-37-2-1-292)	Jeff Moturi (10-116-0)	Greg Hiatt (1-35, 35.0)	Jose Martinez (48,42)	Adam Vincent (12)

2008

DATE	OPPONENT	RUSH (ATT-YDS-TD)	PASS (COMP-ATT-INT-TD-YDS)	REC. (REC-YDS-TD)	P (ATT-YDS, AVG.)	FG (FGM YDS)	TACKLES (TOTAL)
8/28/08	at Buffalo	Terrell Jackson (18-67-1)	Trevor Vittatoe (20-37-3-1-199)	Jamar Hunt (6-86-0)	Kyle Petersen (3-145, 48.3)	Jose Martinez (27)	Da'Mon Cromartie-Smith (8) Josh Ferguson (8)
9/6/08	Texas	Terrell Jackson (17-94-0)	Trevor Vittatoe (25-46-0-1-267)	Kris Adams (3-69-0)	Kyle Petersen (4-157, 39.2)	Jose Martinez (30,49)	Adam Vincent (10)
9/20/08	NM State	James Thomas II (19-142-2)	James Thomas II (8-15-0-0-60)	Kris Adams (2-47-0)	Kyle Petersen (4-160, 40.0)	Jose Martinez (44,36)	Josh Ferguson (9)
9/27/08	UCF	Vernon Frazier (4-73-1)	Trevor Vittatoe (18-32-1-3-263)	Kris Adams (4-128-1)	Kyle Petersen (7-293, 41.9)	Jose Martinez (38,64,42)	Adam Vincent (11)
10/4/08	at Southern Miss	Donald Buckram (12-59-1)	Trevor Vittatoe (25-43-0-4-266)	Tufick Shadrawy (4-66-1)	Kyle Petersen (2-58, 29.0)	Jose Martinez (37,34)	Adam Vincent (10)
10/11/08	Tulane	Donald Buckram (20-107-0)	Trevor Vittatoe (21-32-0-3-296)	Jeff Moturi (4-88-1)	Greg Hiatt (4-163, 40.8)	Jose Martinez (28)	Adam Vincent (12)
10/18/08	at Tulsa	James Thomas II (1-34-1)	Trevor Vittatoe (21-34-0-4-306)	Kris Adams (5-126-1)	Kyle Petersen (8-361, 45.1)	None	Adam Vincent (10)
11/1/08	Rice	James Thomas II (3-43-0)	Trevor Vittatoe (19-37-1-3-265)	Jeff Moturi (5-109-3)	Kyle Petersen (3-122, 40.7)	Jose Martinez (46,39,44)	Adam Vincent (12)
11/8/08	at Louisiana-Lafayette	Terrell Jackson (14-105-0)	Trevor Vittatoe (24-33-1-5-294)	Kris Adams (6-83-2)	Kyle Petersen (3-155, 51.7)	Jose Martinez (28)	George Kelly (9)
11/15/08	SMU	Donald Buckram (7-45-0)	Trevor Vittatoe (21-31-0-3-410)	Kris Adams (5-145-3)	Kyle Petersen (2-80, 40.0)	Jose Martinez (34,48,26,31,23)	Adam Vincent (10)
11/22/08	at Houston	Donald Buckram (9-49-0)	Trevor Vittatoe (27-45-0-4-362)	Kris Adams (6-111-3)	Kyle Petersen (5-249, 49.8)	None	Da'Mon Cromartie-Smith (14)
11/28/08	at East Carolina	Terrell Jackson (3-44-1)	Trevor Vittatoe (23-41-3-2-313)	Kris Adams (9-116-1)	Kyle Petersen (5-198, 39.6)	None	Da'Mon Cromartie-Smith (12)

2009

DATE	OPPONENT	RUSH (ATT-YDS-TD)	PASS (COMP-ATT-INT-TD-YDS)	REC. (REC-YDS-TD)	P (ATT-YDS, AVG.)	FG (FGM YDS)	TACKLES (TOTAL)
9/5/09	Buffalo	Donald Buckram (14-108-0)	Trevor Vittatoe (27-45-0-0-233)	Kris Adams (9-98-0)	Greg Hiatt (3-127, 42.3)	Logan Barrett (31)	Da'Mon Cromartie-Smith (19)
9/12/09	Kansas	Donald Buckram (9-31-0)	Trevor Vittatoe (14-25-1-1-187)	Donavon Kemp (3-85-1)	Greg Hiatt (10-443, 44.3)	None	Da'Mon Cromartie-Smith (16)
9/19/09	at New Mexico State	Donald Buckram (14-113-2)	Trevor Vittatoe (15-32-0-0-182)	Jeff Moturi (4-54-0)	Kyle Petersen (1-49, 49.0)	Logan Barrett (29)	Jeremy Springer (10)
9/26/09	at Texas	Donald Buckram (9-46-0)	Trevor Vittatoe (7-22-4-0-38)	Donald Buckram (3-19-0)	Kyle Petersen (2-90, 45.0)	None	Roddray Walker (7)
10/3/09	Houston	Donald Buckram (32-262-4)	Trevor Vittatoe (19-30-2-2-276)	Jeff Moturi (6-127-1)	Greg Hiatt (3-139, 46.3)	Logan Barrett (22)	DeShawn Grayson (14) Melvin Stephenson (14)
10/10/09	at Memphis	Donald Buckram (18-58-0)	Trevor Vittatoe (21-40-2-2-319)	Jeff Moturi (5-118-1)	Greg Hiatt (5-205, 41.0)	Logan Barrett (38,36)	Clarence Ward (9)
10/21/09	Tulsa	Donald Buckram (26-165-2)	Trevor Vittatoe (17-38-2-1-271)	Donavon Kemp (1-80-1)	Greg Hiatt (5-223, 44.6)	Logan Barrett (32,40)	Royzell Smith (14)
10/31/09	UAB	Donald Buckram (28-164-2)	Trevor Vittatoe (24-45-2-2-419)	Jeff Moturi (7-161-0)	Greg Hiatt (1-30, 30.0)	Logan Barrett (27,23)	Da'Mon Cromartie-Smith (16)
11/7/09	at Tulane	Donald Buckram (34-234-3)	Trevor Vittatoe (12-26-0-1-226)	Donald Buckram (3-109-1)	Greg Hiatt (3-117, 39.0)	Logan Barrett (20)	Da'Mon Cromartie-Smith (11)
11/14/09	at SMU	Donald Buckram (33-241-1)	Trevor Vittatoe (23-40-1-2-396)	Jeff Moturi (5-153-1)	Greg Hiatt (3-132, 44.0)	Logan Barrett (33)	Da'Mon Cromartie-Smith (9)
11/21/09	at Rice	Donald Buckram (34-147-3)	Trevor Vittatoe (17-26-1-1-244)	Jeff Moturi (3-57-0)	Greg Hiatt (4-196, 49.0)	Logan Barrett (29)	DeShawn Grayson (9)
11/28/09	Marshall	Jason Williams (8-44-0)	Trevor Vittatoe (28-40-0-5-517)	Jeff Moturi (7-179-1)	Greg Hiatt (4-158, 39.5)	Logan Barrett (28)	Braxton Amy (9) Da'Mon Cromartie-Smith (9)

GAME-BY-GAME LEADERS

2010

DATE	OPPONENT	RUSH (ATT-YDS-TD)	PASS (COMP-ATT-INT-TD-YDS)	REC. (REC-YDS-TD)	P (ATT-YDS, AVG.)	FG (FGM YDS)	TACKLES (TOTAL)
9/4/10	Arkansas-Pine Bluff	Joe Banyard (19-94-2)	Trevor Vittatoe (17-27-1-0-229)	James Thomas II (4-52-0)	Ian Campbell (2-75, 37.5)	Dakota Warren (27)	DeShawn Grayson (8)
9/10/10	at Houston	Joe Banyard (10-37-0)	Trevor Vittatoe (30-54-0-3-340)	Kris Adams (7-114-1)	Ian Campbell (3-142, 47.3)	Dakota Warren (22)	Isaiah Carter (12)
9/18/10	New Mexico State	Joe Banyard (11-64-1)	Trevor Vittatoe (19-30-0-5-246)	Kris Adams (3-86-2)	Ian Campbell (2-77, 38.5)	None	Royzell Smith (10)
9/25/10	Memphis	Donald Buckram (13-59-0)	Trevor Vittatoe (16-33-1-0-171)	Marlon McClure (4-48-0)	Ian Campbell (4-134, 33.5)	Dakota Warren (57,50,18)	Jamie Irving (10)
10/2/10	at New Mexico	Joe Banyard (15-90-1)	Trevor Vittatoe (20-37-0-3-264)	Kris Adams (5-141-2)	Ian Campbell (3-142, 47.3)	Dakota Warren (44)	Isaiah Carter (9)
10/9/10	Rice	Donald Buckram (9-47-0)	Trevor Vittatoe (19-32-0-3-327)	Kris Adams (5-134-3)	Ian Campbell (5-278, 55.6)	None	Isaiah Carter (9) Trauvaun Nixon (9)
10/16/10	at UAB	Donald Buckram (11-38-0)	Trevor Vittatoe (15-33-3-0-169)	Kris Adams (4-44-0)	Ian Campbell (5-251, 50.2)	Dakota Warren (25,20)	DeShawn Grayson (9)
10/23/10	Tulane	Donald Buckram (10-81-1)	Trevor Vittatoe (10-21-2-1-102)	Marlon McClure (4-32-0) Evan Davis (3-32-0)	Ian Campbell (4-171, 42.8)	Dakota Warren (26)	Wiston Jeune (14)
10/30/10	at Marshall	Donald Buckram (16-48-0)	Trevor Vittatoe (22-40-1-1-229)	Kris Adams (6-82-1)	Ian Campbell (2-67, 33.5)	Dakota Warren (38,26)	Wiston Jeune (13)
11/6/10	SMU	Donald Buckram (11-43-0)	Trevor Vittatoe (17-28-0-3-183)	Marlon McClure (4-60-1)	Ian Campbell (4-188, 47.0)	None	Trauvaun Nixon (8)
11/13/10	at Arkansas	Leilyon Myers (6-71-1)	Trevor Vittatoe (13-21-1-0-151)	Kris Adams (5-148-1)	Ian Campbell (4-164, 41.0)	None	Royzell Smith (12)
11/20/10	at Tulsa	Joe Banyard (20-155-3)	Trevor Vittatoe (14-29-3-3-245)	Corey Trisby (2-47-0)	Ian Campbell (7-324, 46.3)	None	Anthony Morrow (12)
12/18/10	vs. BYU	Joe Banyard (2-11-0)	Trevor Vittatoe (14-29-3-3-245)	Kris Adams (3-153-3)	Ian Campbell (6-287, 47.8)	Dakota Warren (52)	Wiston Jeune (10)

2011

DATE	OPPONENT	RUSH (ATT-YDS-TD)	PASS (COMP-ATT-INT-TD-YDS)	REC. (REC-YDS-TD)	P (ATT-YDS, AVG.)	FG (FGM YDS)	TACKLES (TOTAL)
9/3/11	Stony Brook	Joe Banyard (12-17-1)	Nick Lamaison (24-38-2-3-365)	Donavon Kemp (4-114-1)	Ian Campbell (4-219, 54.8)	Dakota Warren (44)	Trauvaun Nixon (15)
9/10/11	at SMU	Leilyon Myers (5-23-2)	Nick Lamaison (15-26-0-0-142)	Donavon Kemp (6-92-0)	Ian Campbell (4-168, 42.0)	Dakota Warren (34)	DeShawn Grayson (7)
9/17/11	at New Mexico State	Joe Banyard (7-90-0)	Jay Hall (9-28-1-0-124)	Michael Edwards (3-73-0)	Ian Campbell (3-123, 41.0)	Dakota Warren (42,47,37)	Jeremy Springer (9)
9/24/11	at UF	Nathan Jeffery (6-39-0)	Carson Meger (26-40-3-2-240)	Jordan Leslie (2-64-0)	Ian Campbell (4-183, 45.8)	Dakota Warren (24)	DeShawn Grayson (11)
9/29/11	Houston	Joe Banyard (22-240-1)	Nick Lamaison (19-29-1-3-267)	Jordan Leslie (5-64-0)	Ian Campbell (5-253, 50.6)	None	Josh Fely (9)
10/15/11	at Tulane	Joe Banyard (9-97-1)	Nick Lamaison (6-15-2-1-117)	Craig Wenrick (1-66-1)	Ian Campbell (2-91, 45.5)	Dakota Warren (41,39,42)	Wesley Miller (10)
10/22/11	Colorado State	Vernon Frazier (7-167-2)	Nick Lamaison (8-15-1-1-116)	Nathan Jeffery (1-36-1)	Ian Campbell (3-164, 54.7)	Dakota Warren (36)	DeShawn Grayson (11)
10/29/11	Southern Miss	Joe Banyard (8-38-0)	Nick Lamaison (21-35-1-0-194)	Jordan Leslie (1-40-0)	Ian Campbell (7-328, 46.9)	Dakota Warren (25,47)	Antwon Blake (9) Richard Spencer (9)
11/5/11	at Rice	Vernon Frazier (7-52-0)	Nick Lamaison (16-29-2-3-294)	Michael Edwards (7-187-2)	Ian Campbell (4-185, 46.2)	Dakota Warren (33)	Trauvaun Nixon (11)
11/12/11	East Carolina	Joe Banyard (18-140-1)	Carson Meger (18-27-0-0-155)	Donavon Kemp (2-38-0)	Ian Campbell (2-66, 33.0)	Steven Valadez (46)	Trauvaun Nixon (8)
11/19/11	Tulsa	Joe Banyard (20-91-1)	Carson Meger (20-34-2-0-204)	Jordan Leslie (7-119-0)	Ian Campbell (4-168, 42.0)	None	Richard Spencer (8)
11/25/11	at UCF	Joe Banyard (14-51-1)	Nick Lamaison (19-35-1-1-190)	Donavon Kemp (2-74-0)	Ian Campbell (6-266, 44.3)	None	Wesley Miller (6)

2012

DATE	OPPONENT	RUSH (ATT-YDS-TD)	PASS (COMP-ATT-INT-TD-YDS)	REC. (REC-YDS-TD)	P (ATT-YDS, AVG.)	FG (FGM YDS)	TACKLES (TOTAL)
9/1/12	Oklahoma	Nathan Jeffery (21-177-0)	Nick Lamaison (6-23-0-0-39)	Kevin Perry (1-13-0)	Ian Campbell (8-367, 45.9)	None	Josh Fely (12)
9/8/12	at Ole Miss	Autrey Golden (11-52-0)	Nick Lamaison (21-33-0-1-213)	Michael Edwards (9-88-0)	Ian Campbell (7-301, 43.0)	Steven Valadez (37)	Richard Spencer (13)
9/15/12	New Mexico State	Autrey Golden (12-69-0)	Nick Lamaison (21-32-0-4-300)	Jordan Leslie (7-147-1)	Ian Campbell (5-209, 41.8)	None	A.J. Ropati (11) Richard Spencer (11)
9/22/12	at Wisconsin	Xay Williams (8-53-1)	Nick Lamaison (22-39-0-2-259)	Michael Edwards (7-151-2)	Ian Campbell (7-277, 39.6)	Steven Valadez (45,43)	Drew Thomas (8)
9/29/12	at East Carolina	Nathan Jeffery (27-134-0)	Nick Lamaison (9-27-3-1-143)	Michael Edwards (6-130-0)	Ian Campbell (6-248, 41.3)	Steven Valadez (29)	Aubrey Alexius (12)
10/6/12	SMU	Nathan Jeffery (20-67-0)	Nick Lamaison (9-23-2-0-131)	Jordan Leslie (7-80-0)	Ian Campbell (6-227, 37.8)	None	Drew Thomas (12)
10/11/12	at Tulsa	Josh Bell (9-25-0)	Carson Meger (16-23-1-1-257)	Jordan Leslie (10-218-1)	Ian Campbell (6-303, 50.5)	Steven Valadez (19)	Josh Fely (11) DeShawn Grayson (11)
10/20/12	Tulane	LaQuintus Dowell (11-72-0)	Nick Lamaison (11-16-0-2-157)	Michael Edwards (7-82-2)	Ian Campbell (4-160, 40.0)	Steven Valadez (22)	Drew Thomas (15)
10/27/12	at Houston	Nathan Jeffery (33-137-2)	Blaire Sullivan (6-10-0-2-105)	Jordan Leslie (4-95-1)	Ian Campbell (3-136, 45.3)	None	DeShawn Grayson (12)
11/10/12	UCF	Nathan Jeffery (23-175-2)	Blaire Sullivan (5-11-1-0-79)	Jordan Leslie (2-51-0)	Ian Campbell (3-134, 44.7)	Steven Valadez (20)	Josh Fely (10) Shane Huhn (10)
11/17/12	at Southern Miss	Blaire Sullivan (19-98-1)	Blaire Sullivan (9-17-0-0-155)	Michael Edwards (4-89-0)	Ian Campbell (3-111, 37.0)	Steven Valadez (29,26)	DeMarcus Kizzie (6) A.J. Ropati (6)
11/24/12	Rice	Nathan Jeffery (13-95-1)	Nick Lamaison (8-22-0-2-249)	Jordan Leslie (3-168-1)	Ian Campbell (8-344, 43.0)	Steven Valadez (35)	Josh Fely (16)

2013

DATE	OPPONENT	RUSH (ATT-YDS-TD)	PASS (COMP-ATT-INT-TD-YDS)	REC. (REC-YDS-TD)	P (ATT-YDS, AVG.)	FG (FGM YDS)	TACKLES (TOTAL)
9/7/13	New Mexico	Aaron Jones (11-127-2)	Jameill Showers (15-20-0-1-119)	Ian Hamilton (4-42-0)	Mike Ruggles (4-139, 34.8)	None	Traun Roberson (13)
9/14/13	at NM State	Aaron Jones (22-97-1)	Jameill Showers (18-21-1-1-253)	Jordan Leslie (7-103-0)	Brandon Moss (2-96, 48.0)	None	Demarcus Kizzie (6)
9/21/13	UTSA	Autrey Golden (6-39-0)	Jameill Showers (17-31-0-0-119)	Eric Tomlinson (4-30-0)	Mike Ruggles (2-86, 43.0)	Jay Mattox (28, 24)	Anthony Puento (10)
9/28/13	at Colorado State	Aaron Jones (23-94-0)	Jameill Showers (26-43-0-5-365)	Jordan Leslie (3-130-2)	Mike Ruggles (2-75, 37.5)	None	Three players (7)
10/5/13	LA Tech	Aaron Jones (18-121-0)	Jameill Showers (18-33-1-3-237)	Jordan Leslie (5-114-2)	Mike Ruggles (4-163, 40.8)	None	Richard Spencer (17)
10/12/13	Tulsa	Aaron Jones (15-90-0)	Jameill Showers (12-30-2-1-166)	Jordan Leslie (4-102-1)	Mike Ruggles (3-125, 41.7)	Jay Mattox (45, 34)	Wesley Miller (11)
10/26/13	at Rice	Aaron Jones (29-186-0)	Blaire Sullivan (6-9-1-1-112)	Ian Hamilton (4-108-1)	Mike Ruggles (5-215, 43.0)	None	Devin Cockrell (13)
11/02/13	at #12 Texas A&M	Aaron Jones (22-62-1)	Blaire Sullivan (9-17-3-0-71)	Devin Patterson (1-32)	Mike Ruggles (8-331, 41.4)	None	Demarcus Kizzie (8)
11/09/13	at North Texas	LaQuintus Dowell (6-28-0)	Mack Leftwich (14-20-1-1-128)	Jordan Leslie (4-102-1)	Mike Ruggles (8-362, 45.2)	None	Two players (eight)
11/16/13	FIU	Nathan Jeffery (25-130-2)	Mack Leftwich (3-7-0-1-80)	Jordan Leslie (1-164-1)	Mike Ruggles (4-169, 42.2)	Jay Mattox (34)	Devin Cockrell (10)
11/23/13	at Tulane	Nathan Jeffery (14-47-0)	Mack Leftwich (13-24-1-0-128)	Devin Patterson (3-47-0)	Mike Ruggles (7-236, 37.6)	Jay Mattox (32)	Dashone Smith (10)
11/30/13	at Middle Tennessee	Nathan Jeffery (20-140-2)	Mack Leftwich (14-24-0-122)	Craig Wenrick (2-50-0)	Mike Ruggles (7-241, 34.4)	Jay Mattox (41)	Dashone Smith (11)

GAME-BY-GAME LEADERS

2014

DATE	OPPONENT	RUSH (ATT-YDS-TD)	PASS (COMP-ATT-INT-TD-YDS)	REC. (REC-YDS-TD)	P (ATT-YDS, AVG.)	FG (FGM YDS)	TACKLES (TOTAL)
8/30/14	at New Mexico	Aaron Jones (22-237-3)	Jameill Showers (11-22-0-1-116)	Jarrad Shaw (4-76-1)	Mike Ruggles (2-108, 54.0)	Jay Mattox (23)	Anthony Puento (11)
9/4/14	Texas Tech	Aaron Jones (23-144-2)	Jameill Showers (9-25-0-0-116)	Jarrad Shaw (3-43-0)	Mike Ruggles (6-280, 46.7)	Jay Mattox (22, 27)	Jameel Erving (8)
9/13/14	New Mexico State	Aaron Jones (25-168-2)	Jameill Showers (13-16-1-1-126)	Ian Hamilton (3-45-0)	Mike Ruggles (1-47, 47.0)	None	Nick Usher (9)
9/27/14	at #25 Kansas State	Aaron Jones (19-47-0)	Jameill Showers (18-28-0-4-201)	Ian Hamilton (5-112-2)	Mike Ruggles (7-307, 43.9)	None	Wesley Miller (8)
10/4/14	at LA Tech	Aaron Jones (18-63-0)	Jameill Showers (15-28-3-0-143)	Aaron Jones (4-49-0)	Jay Mattox (6-286, 47.7)	Jay Mattox (36)	Dashone Smith (10)
10/11/14	Old Dominion	Aaron Jones (18-103-0)	Jameill Showers (17-26-0-2-152)	Autrey Golden (6-70-2)	Mike Ruggles (1-45, 45.0)	None	Dashone Smith (7)
10/25/14	at UTSA	Aaron Jones (21-86-1)	Jameill Showers (12-18-0-2-191)	Jaquan White (1-75-1)	Jay Mattox (7-323, 46.1)	Jay Mattox (20, 47)	Alvin Jones (6)
11/1/14	Southern Miss	Nathan Jeffery (12-57-0)	Jameill Showers (10-23-0-1-127)	Aaron Jones (3-46-0)	Jay Mattox (9-395, 43.9)	None	Five players (five)
11/8/14	at WKU	Josh Bell (18-68-1)	Jameill Showers (9-22-1-0-158)	Ian Hamilton (2-91-0)	Jay Mattox (4-168, 42.0)	Jay Mattox (28, 29)	Two players (five)
		David Hamm (6-68-0)					
11/15/14	North Texas	Aaron Jones (16-177-2)	Jameill Showers (8-11-0-0-87)	Autrey Golden (3-50-0)	Jay Mattox (4-194, 48.5)	None	Jimmy Musgrave (10)
11/21/14	at Rice	Nathan Jeffery (7-27-0)	Jameill Showers (17-30-0-0-209)	Ian Hamilton (4-130-0)	Jay Mattox (6-207, 34.5)	Jay Mattox (33, 28)	Wesley Miller (10)
11/29/14	Middle Tennessee	Aaron Jones (29-147-1)	Jameill Showers (7-13-0-1-106)	Aaron Jones (1-72-1)	Jay Mattox (4-130, 32.5)	Jay Mattox (34)	Wesley Miller (11)
12/20/14	vs. Utah State	Aaron Jones (25-88-0)	Jameill Showers (13-24-1-0-126)	Ian Hamilton (4-79-0)	Jay Mattox (7-270, 38.6)	Jay Mattox (32, 34)	Adrian James (7)

2015

DATE	OPPONENT	RUSH (ATT-YDS-TD)	PASS (COMP-ATT-INT-TD-YDS)	REC. (REC-YDS-TD)	P (ATT-YDS, AVG.)	FG (FGM YDS)	TACKLES (TOTAL)
9/5/15	at Arkansas	Aaron Jones (15-70-0)	Mack Leftwich (9-14-1-0-120)	Aaron Jones (6-83-0)	Alan Luna (3-140, 46.7)	Jay Mattox (38, 44)	Dashone Smith (7)
9/12/15	at Texas Tech	Aaron Jones (17-139-1)	Mack Leftwich (14-22-0-1-164)	Hayden Plinke (4-87-0)	Alan Luna (7-311, 44.4)	Jay Mattox (24, 42)	Nik Needham (6)
9/19/15	at NM State	Darrin Laufasa (8-85-1)	Ryan Metz (15-19-1-3-218)	Tyler Batson (4-61-0)	Alan Luna (5-196, 39.2)	None	Alvin Jones (11)
9/26/15	Incarname Word	Ryan Metz (8-46-0)	Ryan Metz (20-28-0-2-275)	Hayden Plinke (4-80-0)	Alan Luna (5-227, 45.4)	Jay Mattox (50, 32)	Alvin Jones (9)
10/3/15	UTSA	Ryan Metz (8-26-0)	Ryan Metz (22-48-4-1-212)	Jaquan White (6-77-1)	Alan Luna (7-328, 46.9)	None	Jimmy Musgrave (12)
10/10/15	at FIU	Warren Redix (10-52-0)	Kavika Johnson (10-20-0-1-107)	Cole Freytag (2-81-1)	Alan Luna (8-375, 46.9)	Jay Mattox (20)	Nick Usher (8)
10/24/15	Florida Atlantic	LaQuintus Dowell (15-73-0)	Mack Leftwich (20-39-0-3-271)	Tyler Batson (3-143-2)	Alan Luna (3-138, 46.0)	Jay Mattox (35, 42)	Alvin Jones (8)
10/31/15	at Southern Miss	LaQuintus Dowell (17-52-1)	Mack Leftwich (16-32-0-0-197)	Jeremiah Laufasa (3-54-0)	Alan Luna (4-188, 47.0)	Jay Mattox (38, 26)	Alvin Jones (8)
11/6/15	Rice	Jeremiah Laufasa (15-92-1)	Mack Leftwich (18-36-0-2-231)	Jaquan White (4-90-2)	Alan Luna (4-193, 48.2)	Jay Mattox (24)	Alvin Jones (11)
11/14/15	at Old Dominion	Darrin Laufasa (11-46-0)	Mack Leftwich (21-38-2-3-193)	Warren Redix (4-75-0)	Alan Luna (6-284, 47.3)	Jay Mattox (22)	Alvin Jones (11)
11/21/15	LA Tech	TK Powell (16-124-0)	Ryan Metz (12-25-1-0-121)	Jaquan White (3-65-0)	Alan Luna (6-230, 38.3)	Jay Mattox (37, 27)	Alvin Jones (11)
11/28/15	at North Texas	Kavika Johnson (16-75-1)	Kavika Johnson (4-11-0-1-43)	Warren Redix (3-42-1)	Alan Luna (7-275, 39.3)	None	Trey Brown (7)

2016

DATE	OPPONENT	RUSH (ATT-YDS-TD)	PASS (COMP-ATT-INT-TD-YDS)	REC. (REC-YDS-TD)	P (ATT-YDS, AVG.)	FG (FGM YDS)	TACKLES (TOTAL)
9/3/16	NM State	Aaron Jones (31-249-2)	Zack Greenlee (15-27-0-3-229)	Cole Freytag (4-95-1)	Alan Luna (5-219, 43.8)	Jay Mattox (23)	Alvin Jones (12)
9/10/16	at Texas	Aaron Jones (18-123-1)	Kavika Johnson (9-15-0-0-42)	Walter Dawn (3-19-0)	Alan Luna (10-376, 37.6)	None	Dante Lovilotte (10)
9/17/16	Army	Aaron Jones (11-67-1)	Zack Greenlee (7-15-0-1-106)	Tyler Batson (2-61-0)	Alan Luna (5-209, 41.8)	None	Dante Lovilotte (11)
9/24/16	Southern Miss	Aaron Jones (16-127-1)	Zack Greenlee (7-14-2-0-62)	Cole Freytag (1-33-0)	Alan Luna (6-306, 51.0)	None	Mike Sota (9)
10/1/16	at LA Tech	Aaron Jones (20-94-0)	Ryan Metz (20-28-1-1-215)	Eddie Sinegal (6-102-0)	Alan Luna (4-168, 42.0)	None	Nik Needham (8)
							Nick Usher (8)
10/8/16	FIU	Aaron Jones (8-73-2)	Zack Greenlee (17-39-1-1-191)	Cole Freytag (5-68-1)	Alan Luna (5-192, 38.4)	None	Alvin Jones (16)
10/22/16	at UTSA	Aaron Jones (21-113-1)	Ryan Metz (15-23-0-3-211)	Hayden Plinke (4-84-0)	Alan Luna (6-278, 46.3)	Jay Mattox (32)	Devin Cockrell (10)
10/29/16	Old Dominion	Aaron Jones (25-94-1)	Ryan Metz (21-36-1-1-202)	Cole Freytag (7-84-1)	Alan Luna (4-200, 50.0)	None	Dante Lovilotte (10)
11/5/16	Houston Baptist	Aaron Jones (14-228-2)	Ryan Metz (16-21-0-3-191)	Hayden Plinke (7-77-2)	Alan Luna (4-114, 28.5)	None	Dante Lovilotte (8)
11/12/16	at Florida Atlantic	Aaron Jones (27-229-2)	Ryan Metz (13-19-1-2-118)	Cole Freytag (5-53-0)	Alan Luna (4-146, 36.5)	Jay Mattox (20)	Alvin Jones (8)
							Nik Needham (8)
11/19/16	at Rice	Aaron Jones (14-75-0)	Ryan Metz (19-34-1-2-169)	Aaron Jones (5-51-1)	Alan Luna (7-279, 39.9)	Jay Mattox (37)	Alvin Jones (16)
11/26/16	North Texas	Aaron Jones (24-301-4)	Ryan Metz (12-17-0-2-171)	Hayden Plinke (3-84-1)	Alan Luna (2-55, 27.5)	Jay Mattox (48)	Alvin Jones (12)

2017

DATE	OPPONENT	RUSH (ATT-YDS-TD)	PASS (COMP-ATT-INT-TD-YDS)	REC. (REC-YDS-TD)	P (ATT-YDS, AVG.)	FG (FGM YDS)	TACKLES (TOTAL)
9/2/17	at Oklahoma	Walter Dawn Jr (7-56-1)	Ryan Metz (10-18-0-0-56)	Eddie Sinegal (3-20-0)	Alan Luna (8-352, 44.0)	None	Michael Lewis (9)
							Devin Cockrell (9)
9/9/17	Rice	Walter Dawn Jr (9-24-0)	Ryan Metz (18-33-0-1-203)	Kavika Johnson (6-67-0)	Alan Luna (7-311, 44.4)	None	Dante Lovilotte (11)
							Treyvon Hughes (11)
9/15/17	Arizona	Kevin Dove (5-17-0)	Zack Greenlee (11-17-1-1-104)	Terry Juniel (4-82-0)	Alan Luna (7-306, 43.7)	Brady Viles (53)	Alvin Jones (15)
9/23/17	at NM State	Quardraiz Wadley (19-77-0)	Ryan Metz (6-18-3-0-54)	David Lucero (2-29-0)	Alan Luna (8-353, 44.1)	None	Kalon Beverly (8)
							Dante Lovilotte (8)
9/30/17	at Army	Quardraiz Wadley (28-156-1)	Zack Greenlee (7-13-0-1-88)	Tyler Batson (5-80-0)	Alan Luna (5-189, 37.8)	None	Alvin Jones (8)
							Treyvon Hughes (8)
10/7/17	WKU	Kevin Dove (15-69-0)	Zack Greenlee (12-22-0-1-124)	Erik Brown (2-32-0)	Alan Luna (5-239, 47.8)	None	Alvin Jones (12)
10/14/17	at Southern Miss	Joshua Fields (6-13-0)	Ryan Metz (9-17-1-0-67)	Terry Juniel (5-46-0)	Alan Luna (7-299, 42.7)	None	Alvin Jones (10)
10/28/17	UTSA	Kevin Dove (9-46-0)	Zack Greenlee (8-29-2-0-133)	Erik Brown (3-52-0)	Alan Luna (7-295, 42.1)	None	Kalon Beverly (9)
							Nik Needham (9)
							Alvin Jones (9)
11/4/17	at Middle Tennessee	Joshua Fields (17-87-0)	Ryan Metz (10-23-0-0-48)	Warren Redix (3-19-0)	Alan Luna (9-414, 46.0)	Jason Filley (26)	Dante Lovilotte (7)
11/11/17	at North Texas	Joshua Fields (16-45-0)	Zack Greenlee (13-25-1-0-109)	Eddie Sinegal (6-38-0)	Alan Luna (6-267, 44.5)	Jason Filley (26)	Kahani Smith (9)
11/18/17	LA Tech	Joshua Fields (23-137-1)	Ryan Metz (8-16-2-2-187)	Tyler Batson (2-94-1)	Alan Luna (3-124, 41.3)	None	Alvin Jones (15)
11/25/17	at UAB	Kevin Dove (11-36-0)	Zack Greenlee (8-18-2-1-107)	Tyler Batson (2-54-0)	Alan Luna (7-334, 47.7)	None	Alvin Jones (7)
							Kahani Smith (7)

GAME-BY-GAME LEADERS

2018

DATE	OPPONENT	RUSH (ATT-YDS-TD)	PASS (COMP-ATT-INT-TD-YDS)	REC. (REC-YDS-TD)	P (ATT-YDS, AVG.)	FG (FGM YDS)	TACKLES (TOTAL)
9/1/18	Northern Arizona	Kai Locksley (18-50-0)	Kai Locksley (13-26-1-0-120)	Walter Dawn (3-30-0)	Mitchell Crawford (8-319-39.9)	Jason Filley (24)	A.J. Hotchkins (13)
9/8/18	at UNLV	Kai Locksley (20-119-2)	Ryan Metz (5-10-1-0-66)	Warren Redix (1-28-0)	Mitchell Crawford (6-243-40.5)	Jason Filley (33)	Kahani Smith (9)
9/15/18	at Tennessee	Quardraiz Wadley (8-33-0) Treyvon Hughes (5-33-0)	Kai Locksley (9-22-0-0-39)	Keynan Foster (2-21-0)	Mitchell Crawford (12-471-39.2)	None	A.J. Hotchkins (10)
9/22/18	NM State	Quardraiz Wadley (20-111-0)	Kai Locksley (10-16-1-1-194)	Terry Juniel (2-80-1)	Mitchell Crawford (1-45-45.0)	Jason Filley (24, 34)	A.J. Hotchkins (8)
9/28/18	at UTSA	Kai Locksley (24-106-1)	Kai Locksley (10-16-1-1-117)	Tre'shon Wolf (2-38-0)	Mitchell Crawford (5-197-39.4)	None	Jamar Smith (6)
10/6/18	North Texas	Quardraiz Wadley (11-65-0)	Ryan Metz (16-33-2-2-313)	Warren Redix (7-131-0)	Mitchell Crawford (3-117-39.0)	Jason Filley (37)	A.J. Hotchkins (14)
10/20/18	at LA Tech	Ryan Metz (12-28-0)	Ryan Metz (11-17-1-2-164)	Keynan Foster (4-84-1)	Mitchell Crawford (7-254-36.3)	Jason Filley (36)	A.J. Hotchkins (11)
10/27/18	UAB	Brandon Jones (10-16-0)	Kai Locksley (7-11-0-0-52)	Terry Juniel (2-23-0)	Mitchell Crawford (9-364-40.4)	None	A.J. Hotchkins (15)
11/3/18	at Rice	Quardraiz Wadley (20-91-2)	Kai Locksley (13-21-1-1-193)	Warren Redix (4-63-0)	Mitchell Crawford (6-224-37.3)	None	Kahani Smith (8) Michael Lewis (8)
11/10/18	Middle Tennessee	Quardraiz Wadley (15-99-2)	Kai Locksley (14-29-2-1-163)	Josh Weeks (4-71-0)	Mitchell Crawford (5-177-35.4)	None	A.J. Hotchkins (14)
11/17/18	at WKU	Treyvon Hughes (4-27-0)	Brandon Jones (14-25-2-2-340)	David Lucero (2-118-1)	Mitchell Crawford (5-185-37.0)	None	A.J. Hotchkins (12)
11/24/18	Southern Miss	Quardraiz Wadley (11-31-0)	Brandon Jones (11-23-3-1-114)	Erik Brown (3-55-1)	Mitchell Crawford (6-313-52.2)	None	Jamar Smith (11)

2019

DATE	OPPONENT	RUSH (ATT-YDS-TD)	PASS (COMP-ATT-INT-TD-YDS)	REC. (REC-YDS-TD)	P (ATT-YDS, AVG.)	FG (FGM YDS)	TACKLES (TOTAL)
8/31/19	Houston Baptist	Treyvon Hughes (23-144-2)	Brandon Jones (10-20-1-1-268)	Tre'Shon Wolf (2-96-1)	Mitchell Crawford (2-86, 43.0)	Gavin Baechle (30, 21, 35)	Justin Rogers (10)
9/7/19	at Texas Tech	Josh Fields (14-27-0) Treyvon Hughes (10-27-0)	Kai Locksley (3-7-0-0-33)	Devaughn Cooper (2-26-0)	Mitchell Crawford (10-398, 39.8)	Gavin Baechle (45)	Justin Prince (10)
9/21/19	Nevada	Treyvon Hughes (17-80-2)	Brandon Jones (8-11-1-0-106)	Jess Trussell (3-53-0)	Mitchell Crawford (3-114, 38.0)	None	Sione Tupou (10) Justin Prince (10)
9/28/19	at Southern Miss	Kai Locksley (12-114-1)	Kai Locksley (8-15-0-0-109) Alan Busey (3-51-0)	Devaughn Cooper (4-51-0)	Mitchell Crawford (6-228, 38.0)	Gavin Baechle (28, 46)	Michael Lewis (11)
10/5/19	UTSA	Treyvon Hughes (10-62-1)	Brandon Jones (14-22-0-1-140)	Tre'Shon Wolf (9-91-1)	Mitchell Crawford (8-297, 37.1)	Gavin Baechle (37)	Michael Lewis (10) Adrian Hynson (10)
10/19/19	at FIU	Kai Locksley (11-66-0)	Kai Locksley (7-12-0-1-117)	Jacob Cowing (2-47-1)	Mitchell Crawford (4-185, 46.2)	Gavin Baechle (23)	Josh Caldwell (7)
10/26/19	LA Tech	Treyvon Hughes (13-60-1)	Kai Locksley (17-30-0-1-227)	Jacob Cowing (2-70-1)	Mitchell Crawford (4-121, 30.2)	None	Michael Lewis (14)
11/2/19	at North Texas	Treyvon Hughes (17-97-3)	Kai Locksley (17-29-0-0-119)	Justin Garrett (11-77-0)	Mitchell Crawford (6-236, 39.3)	None	Michael Lewis (10)
11/9/19	Charlotte	Kai Locksley (15-84-1)	Kai Locksley (15-20-1-1-215)	Jacob Cowing (6-145-0)	Mitchell Crawford (4-174, 43.5)	None	Justin Rogers (10)
11/16/19	at UAB	Treyvon Hughes (10-26-0) Mitchell Crawford (1-26-0)	Gavin Hardison (16-37-0-1-222)	Jacob Cowing (5-85-0)	Mitchell Crawford (5-218, 43.6)	Gavin Baechle (41)	Stephen Forester (11)
11/23/19	at NM State	Kai Locksley (18-103-1)	Kai Locksley (24-38-1-2-358)	Justin Garrett (5-119-1)	Mitchell Crawford (3-138, 46.0)	Gavin Baechle (34, 21, 42)	Michael Lewis (12)
11/30/19	Rice	Kai Locksley (12-63-0)	Gavin Hardison (11-24-0-0-113)	Jacob Cowing (7-56-0)	Mitchell Crawford (6-220, 36.7)	Gavin Baechle (45, 50)	Jayson VanHook (7)

2020

DATE	OPPONENT	RUSH (ATT-YDS-TD)	PASS (COMP-ATT-INT-TD-YDS)	REC. (REC-YDS-TD)	P (ATT-YDS, AVG.)	FG (FGM YDS)	TACKLES (TOTAL)
9/5/20	Stephen F. Austin	Deion Hankins (17-113-2)	Gavin Hardison (17-28-1-1-212)	Jacob Cowing (7-116-0)	Joshua Sloan (1-39, 39.0)	Gavin Baechle (22)	Dy'Vonne Inyang (6)
9/12/20	at Texas	Deion Hankins (11-34-0)	Gavin Hardison (12-27-1-0-141)	Justin Garrett (4-58-0)	Joshua Sloan (8-291, 36.4)	Gavin Baechle (47)	Justin Prince (7)
9/19/20	Abilene Christian	Josh Fields (17-75-1)	Gavin Hardison (15-25-0-0-195)	Jacob Cowing (8-110-0)	Joshua Sloan (5-193, 38.6)	Gavin Baechle (27)	Gary Theard (7) Stephen Forester (7)
9/26/20	at ULM	Deion Hankins (22-118-3)	Gavin Hardison (13-25-0-0-302)	Justin Garrett (7-120-0)	Joshua Sloan (2-57, 28.5)	Gavin Baechle (42)	Stephen Forester (8)
10/10/20	at LA Tech	Deion Hankins (15-35-0)	Gavin Hardison (18-38-1-1-206)	Jacob Cowing (7-63-0)	Joshua Sloan (6-244, 40.7)	Gavin Baechle (27)	Keenan Stewart (12)
10/24/20	at Charlotte	Deion Hankins (18-119-1)	Gavin Hardison (19-35-2-2-204)	Justin Garrett (9-107-2)	Joshua Sloan (2-59, 29.5)	None	Stephen Forester (9)
11/7/20	FIU			CANCELED			
11/14/20	at UTSA	Deion Hankins (16-74-1)	Gavin Hardison (14-21-0-1-159)	Jacob Cowing (2-58-1)	Joshua Sloan (5-251, 50.2)	None	Tyrice Knight (14)
11/20/20	UAB			CANCELED			
11/28/20	at Rice			CANCELED			
12/4/20	Southern Miss			CANCELED			
12/11/20	North Texas	Calvin Brownholtz (15-114-2)	Calvin Brownholtz (10-26-5-2-196)	Jacob Cowing (5-118-2)	Joshua Sloan (3-117, 39.0)	None	Breon Hayward (16)

2021

DATE	OPPONENT	RUSH (ATT-YDS-TD)	PASS (COMP-ATT-INT-TD-YDS)	REC. (REC-YDS-TD)	P (ATT-YDS, AVG.)	FG (FGM YDS)	TACKLES (TOTAL)
8/28/21	at NM State	Ronald Awatt (11-74-1)	Gavin Hardison (11-16-1-1-249)	Jacob Cowing (5-158-1)	Joshua Sloan (2-Id A84, 42.0)	Gavin Baechle (35, 27, 33)	Dy'Vonne Inyang (6)
9/4/21	Bethune-Cookman	Ronald Awatt (19-126-1)	Gavin Hardison (14-23-0-3-183)	Tyrin Smith (4-76-0)	Joshua Sloan (4-125, 31.2)	Gavin Baechle (22)	Dy'Vonne Inyang (6)
9/10/21	at Boise State	Ronald Awatt (15-44-0)	Gavin Hardison (15-24-3-1)	Jacob Cowing (6-112-1)	Joshua Sloan (5-212, 42.4)	Gavin Baechle (33, 21)	Breon Hayward (9)
9/25/21	New Mexico	Ronald Awatt (12-34-0)	Gavin Hardison (15-29-1-1-293)	Jacob Cowing (7-174-1)	Joshua Sloan (6-268, 44.7)	Gavin Baechle (33, 44)	Tyrice Knight (12)
10/2/21	Old Dominion	Deion Hankins (23-75-1)	Gavin Hardison (10-20-0-2, 191)	Jacob Cowing (4-118-0)	Joshua Sloan (4-147, 36.8)	Gavin Baechle (29, 40)	Praise Amaehwule (8)
10/9/21	at Southern Miss	Ronald Awatt (18-159-1)	Gavin Hardison (7-17-1-0-127)	Tyrin Smith (1-55-0)	Joshua Sloan (6-253, 42.2)	Gavin Baechle (38)	Breon Hayward (8)
10/16/21	LA Tech	Deion Hankins (15-55-2)	Gavin Hardison (19-29-1-0-283)	Jacob Cowing (9-166-0)	Joshua Sloan (5-219, 43.8)	Gavin Baechle (41)	Breon Hayward (7)
10/30/21	at Florida Atlantic	Deion Hankins (11-72-0)	Gavin Hardison (23-46-2-2-327)	Tyrin Smith (4-114-1)	Joshua Sloan (6-249, 41.5)	Gavin Baechle (24)	Breon Hayward (14)
11/6/21	No. 16/18 UTSA	Ronald Awatt (16-83-0)	Gavin Hardison (13-30-0-3-247)	Jacob Cowing (5-112-0)	Joshua Sloan (3-110, 36.7)	Gavin Baechle (50)	Tyson Wilson (10) Tyrice Knight (10)
11/13/21	at North Texas	Ronald Awatt (17-85-1)	Gavin Hardison (15-29-1-1-273)	Jacob Cowing (5-174-1)	Joshua Sloan (8-333, 41.6)	Gavin Baechle (37)	Breon Hayward (14)
11/20/21	Rice	Ronald Awatt (9-119-0)	Gavin Hardison (23-35-1-2-366)	Jacob Cowing (11-170-1)	Joshua Sloan (4-163, 40.8)	Gavin Baechle (22)	Tyrice Knight (9) Breon Hayward (9)
11/26/21	at UAB	Deion Hankins (16-68-1)	Gavin Hardison (21-34-1-1-204)	Jacob Cowing (5-63-1)	Joshua Sloan (7-246-35.1)	Gavin Baechle (29)	Tyrice Knight (10)
12/18/21	vs. Fresno State	Ronald Awatt (14-40-1)	Gavin Hardison (12-25-1-1-252)	Tyrin Smith (3-61-0)	Joshua Sloan (3-117, 39.0)	Gavin Baechle (38)	Tyrice Knight (15)

GAME-BY-GAME LEADERS

2022

Date	Opponent	Rush (Att-Yds-TD)	Pass (Comp-Att-Int-TD-Yds)	Rec (Rec-Yds-TD)	P (Att-Yds, Avg.)	FG (FGM-Yds)	Tackles (Total)
8/27/22	at North Texas	Ronald Awatt (10-36-0)	Gavin Hardison (21-48-0-1-293)	Rey Flores (8-122-0)	Joshua Sloan (1-45, 45.0)	Gavin Baechle (29, 26)	Tyrice Knight (11)
9/3/22	at No. 9 Oklahoma	Ronald Awatt (12-39-1)	Gavin Hardison (26-42-0-0-244)	Rey Flores (7-76-0)	Joshua Sloan (5-211, 42.2)	Gavin Baechle (48, 54)	Justin Prince (10)
9/10/22	NM State	Ronald Awatt (22-115-0)	Gavin Hardison (12-27-0-1-153)	Tyrin Smith (4-56-1)	Joshua Sloan (6-298, 49.7)	Gavin Baechle (29, 46)	Cal Wallerstedt (9)
9/17/22	at New Mexico	Ronald Awatt (8-35-0)	Gavin Hardison (19-44-3-0-280)	Tyrin Smith (8-183-0)	Joshua Sloan (3-146, 48.7)	Gavin Baechle (46)	Tyrice Knight (14)
9/23/22	Boise State	Deion Hankins (21-86-0)	Gavin Hardison (10-11-0-1-123)	Jeremiah Ballard (4-64-1)	Joshua Sloan (4-154-38.5)	Gavin Baechle (35, 25)	Cal Wallerstedt (9)
10/1/22	at Charlotte	Deion Hankins (20-112-0)	Gavin Hardison (10-14-0-3-173)	Tyrin Smith (4-106-2)	Joshua Sloan (3-138-46.0)	Gavin Baechle (22, 29)	Kobe Hylton (9)
10/8/22	at LA Tech	Ronald Awatt (15-66-0)	Gavin Hardison (23-51-3-2-320)	Rey Flores (6-73-0)	Joshua Sloan (2-68, 34.0)	Gavin Baechle (31)	Kobe Hylton (10)
10/22/22	Florida Atlantic	Deion Hankins (17-138-0)	Gavin Hardison (16-26-1-1-178)	Tyrin Smith (7-70-0)	Joshua Sloan (5-210, 42.0)	Gavin Baechle (29, 32, 27)	Cal Wallerstedt (11)
10/29/22	Middle Tennessee	Deion Hankins (13-68-0)	Gavin Hardison (19-34-1-1-177)	Tyrin Smith (10-117-1)	Joshua Sloan (5-247, 49.4)	Gavin Baechle (47, 47)	Cal Wallerstedt (14)
11/3/22	at Rice	Calvin Brownholtz (8-64-1)	Gavin Hardison (8-18-0-1-103)	Tyrin Smith (6-79-0)	Joshua Sloan (4-175, 43.8)	Gavin Baechle (46, 51, 32)	Tyrice Knight (12)
11/19/22	FIU	Rey Flores (13-128-2)	Calvin Brownholtz (12-18-0-2-190)	Kelly Akharaiyi (3-99-1)	Joshua Sloan (4-163, 40.8)	Gavin Baechle (26)	Cal Wallerstedt (7)
11/25/22	at No. 25 UTSA	Ronald Awatt (13-79-0)	Calvin Brownholtz (11-24-2-2-189)	Tyrin Smith (4-99-1)	Joshua Sloan (3-143, 47.7)	Gavin Baechle (44)	Cal Wallerstedt (9)

Rushing leaders based on net yardage

Passing leaders based on yardage

Receiving leaders based on yardage

Punting leaders based on average

Tackle leaders taken from press box statistics

ALL-TIME SERIES

ABILENE CHRISTIAN

	(3-3)
1942	H UTEP, 20-14
1951	A ACU, 13-20
1956	H UTEP, 20-0
1958	H ACU, 6-14
1959	H ACU, 22-28
2020	H UTEP, 17-13

AIR FORCE

	(1-14)
1978	H AFA, 25-34
1982	H AFA, 7-35
1983	A AFA, 25-37
1984	H AFA, 12-38
1985	A AFA, 6-48
1986	H AFA, 21-23
1987	A AFA, 7-35
1988	H UTEP, 31-24
1989	A AFA, 28-43
1990	H AFA, 13-14
1991	A AFA, 13-20
1992	H AFA, 22-28
1993	A AFA, 10-31
1994	N AFA, 7-47
1995	A AFA, 46-56

ALABAMA

	(0-1)
2001	A UA, 7-56

ARIZONA

	(11-39-2)
1916	A UA, 0-41
1919	A UA, 0-46
1920	H UA, 7-60
1921	A UA, 0-74
1922	H UA, 0-18
1923	A UA, 7-12
1927	H UA, 6-28
1928	H UA, 6-12
1929	H UA, 0-19
1930	H T, 0-0
1938	A UTEP, 26-14
1939	H UTEP, 14-6
1940	H UA, 13-20
1941	A UA, 14-33
1942	H UA, 7-10
1946	A UA, 13-26
1947	H UA, 13-14
1948	A UTEP, 25-14
1949	A UTEP, 28-0
1950	H UTEP, 14-13
1951	A UA, 15-19
1952	H UA, 7-55
1953	A UTEP, 28-20
1954	H UTEP, 41-21
1955	A UTEP, 29-0
1956	H UTEP, 28-6
1957	A UTEP, 51-14
1958	H UA, 12-14
1959	A UA, 10-14
1960	H UA, 14-28
1961	A UA, 15-48
1962	H UA, 0-7
1963	A UA, 7-13

1964	H UA, 0-14
1965	A UA, 3-10
1967	A T, 9-9
1968	A UA, 0-25
1969	A UA, 10-26
1970	H UTEP, 33-17
1971	H UA, 6-14
1972	A UA, 22-45
1973	H UA, 18-35
1974	A UA, 13-42
1975	H UA, 0-36
1976	A UA, 12-63
1977	H UA, 24-41
1981	A UA, 15-48
1993	A UA, 6-24
1996	A UA, 3-23
1999	A UA, 21-34
2003	A UA, 7-42
2017	H UA, 16-63

ARIZONA STATE

	(12-34-3)
1925	H UTEP, 27-12
1927	H T, 0-0
1928	H T, 0-0
1929	H UTEP, 31-7
1930	H UTEP, 19-6
1931	H UTEP, 27-13
1932	A ASU, 14-15
1935	A ASU, 0-14
1936	H ASU, 0-19
1937	A UTEP, 19-0
1938	H UTEP, 14-6
1939	A ASU, 7-27
1940	H T, 0-0
1941	A UTEP, 28-0
1942	H UTEP, 40-6
1946	A ASU, 34-20
1947	H UTEP, 21-0
1951	H ASU, 13-23
1952	A ASU, 0-39
1953	H UTEP, 28-27
1954	A ASU, 27-34
1955	H ASU, 13-20
1956	A UTEP, 28-0
1957	A ASU, 7-43
1958	A ASU, 0-27
1959	H ASU, 7-20
1960	A ASU, 0-24
1961	H ASU, 28-48
1962	A ASU, 7-35
1963	H ASU, 0-27
1964	A ASU, 13-42
1965	H ASU, 20-28
1966	A ASU, 26-30
1967	A ASU, 32-33
1968	A ASU, 19-31
1969	H ASU, 19-42
1970	H ASU, 13-42
1971	A ASU, 7-24
1972	H ASU, 14-55
1973	H ASU, 13-54
1974	A UTEP, 31-27
1975	A ASU, 6-24

1976	H ASU, 6-23
1977	A ASU, 3-66
1978	A ASU, 0-27
1982	A ASU, 6-37
1987	A ASU, 16-35
1995	A ASU, 20-45
2004	A ASU, 9-41

ARKANSAS

	(0-3)
1989	A UA, 7-39
2010	A UA, 21-58
2015	A UA, 13-48

ARKANSAS-PINE BLUFF

	(1-0)
2010	H UTEP, 31-10

ARMY

	(1-2)
1932	H UTEP, 44-7
2016	H ARMY, 14-66
2017	A ARMY, 21-35

AVIATION CORPS

	(1-0)
1920	H UTEP, 3-0

BASE HOSPITAL

	(1-0)
1920	H UTEP, 28-0

BAYLOR

	(0-2)
1983	H BU, 6-20
1991	A BU, 7-27

BETHUNE-COOKMAN

	(1-0)
2021	H UTEP, 38-28

BOISE STATE

	(1-6)
2000	A BSU, 23-38
2001	A BSU, 17-42
2002	H BSU, 3-58
2003	A BSU, 21-51
2004	H BSU, 31-47
2021	A BSU, 13-54
2022	H UTEP, 27-10

BOWLING GREEN STATE

	(0-1)
1960	H BGSU, 0-21

BRIGHAM YOUNG

	(7-29-1)
1946	H BYU, 13-14
1948	H UTEP, 34-20
1949	A UTEP, 47-6
1964	H T, 18-18
1966	A BYU, 33-53
1967	H UTEP, 47-17
1968	A UTEP, 31-25
1969	H BYU, 7-30
1970	A UTEP, 17-0
1971	H BYU, 0-16
1972	A BYU, 14-21
1973	H BYU, 0-63
1974	A BYU, 21-45

1975	H BYU, 10-20
1976	A BYU, 27-40
1977	H BYU, 19-68
1978	A BYU, 0-44
1979	A BYU, 7-31
1980	A BYU, 7-83
1981	H BYU, 8-65
1982	H BYU, 3-51
1983	H BYU, 9-31
1984	A BYU, 9-42
1985	H UTEP, 23-16
1986	A BYU, 13-27
1987	H BYU, 24-37
1988	A BYU, 27-31
1989	A BYU, 24-49
1990	H BYU, 10-30
1991	A BYU, 29-31
1992	A BYU, 28-38
1993	A BYU, 16-47
1994	H BYU, 28-34
1996	A BYU, 18-40
1997	H UTEP, 14-3
1998	H BYU, 14-31
2010	N BYU, 24-52

BUFFALO

	(0-2)
2008	A BU, 17-42
2009	H BU, 17-23

CALAMUS CLUB

	(0-1)
1921	H CAL, 0-21

CAL POLY

	(0-1)
2003	H CPU, 13-34

UC-SANTA BARBARA

	(1-0-2)
1937	A T, 13-13
1967	H UTEP, 50-14
1968	H T, 14-14

CHARLOTTE

	(1-2)
2019	H CLT, 21-28
2020	A CLT, 28-38
2022	A UTEP, 41-35

CINCINNATI

	(0-2)
1950	A UC, 32-0
1951	A UC, 18-53

CLEMSON

	(0-1)
1997	A CU, 7-39

COLORADO

	(0-1)
2004	N CU, 28-33

ALL-TIME SERIES

COLORADO STATE (10-25)

1963	A	CSU, 14-21
1964	H	CSU, 8-35
1965	H	UTEP, 35-10
1967	H	UTEP, 17-0
1968	H	UTEP, 23-19
1969	A	UTEP, 17-16
1970	A	UTEP, 41-37
1971	H	CSU, 7-24
1972	A	CSU, 22-35
1973	H	CSU, 24-73
1974	A	CSU, 24-56
1975	H	CSU, 17-21
1976	A	CSU, 7-28
1977	H	CSU, 31-40
1978	A	CSU, 29-39
1979	H	CSU, 13-17
1980	A	CSU, 7-37
1981	H	UTEP, 35-29
1982	A	CSU, 13-38
1983	H	CSU, 15-31
1984	A	CSU, 31-59
1985	A	CSU, 24-41
1986	H	UTEP, 21-19
1987	A	UTEP, 45-6
1988	H	UTEP, 34-14
1989	H	CSU, 0-52
1990	A	CSU, 20-38
1991	H	CSU, 18-23
1992	A	CSU, 24-42
1993	H	CSU, 0-53
1994	A	CSU, 9-47
1995	A	CSU, 10-56
1996	H	CSU, 17-20
2011	H	UTEP, 31-17
2013	A	CSU, 42-59

COMMERCIAL CLUB (0-1)

1922	H	CC, 6-7
------	---	---------

DANIEL BAKER (2-0)

1922	H	UTEP, 3-0
1934	H	UTEP, 34-7

DRAKE (1-1)

1946	A	DU, 2-7
1947	H	UTEP, 19-17

EIGHT CALVARY (2-0)

1922	H	UTEP, 38-0
1923	H	UTEP, 20-0

EASTERN ILLINOIS (1-0)

1994	H	UTEP, 22-20
------	---	-------------

EAST CAROLINA (1-3)

2007H		ECU, 42-45(OT)
2008	A	ECU, 21-53
2011	H	UTEP, 22-17

2012	A	ECU, 18-28
------	---	------------

EAST TENNESSEE STATE (1-0)

1975	H	UTEP, 6-3
------	---	-----------

EL PASO HIGH (3-2-1)

1914	A	ELHS, 0-20
1915	A	UTEP, 10-0
1916	H	ELHS, 3-14
1916	A	UTEP, 19-0
1917	A	T, 0-0
1919	A	UTEP, 15-6

EL PASO JC (3-0)

1922	H	UTEP, 58-0
1924	A	UTEP, 26-0
1925	H	UTEP, 12-6

FIRST DIVISION (1-0)

1923	A	UTEP, 25-6
------	---	------------

FIU (2-3)

2013	H	UTEP, 33-10
2015	A	FIU, 12-52
2016	H	FIU, 21-35
2019	A	FIU, 17-32
2022	H	UTEP, 40-6

FLORIDA ATLANTIC (2-2)

2015	H	UTEP, 27-17
2016	A	FA, 31-35
2021	A	FA, 25-28
2022	H	UTEP, 24-21

FLORIDA STATE (1-0)

1954	H	UTEP, 47-20
------	---	-------------

FT. BLISS ALL-STARS (0-2)

1919	H	Bliss, 0-10
1921	H	Bliss, 7-14

FRESNO STATE (3-9-1)

1938	A	UTEP, 26-6
1939	A	FS, 7-10
1940	A	FS, 6-16
1992	H	FS, 18-43
1993	A	FS, 10-30
1994	H	T, 30-30
1995	A	FS, 14-47
1998	A	FS, 6-32
1999	A	FS, 23-24
2000	H	UTEP, 23-13
2003	H	FS, 20-23
2004	A	UTEP, 24-21
2021	N	FS, 24-31

GEORGETOWN (1-0)

1949	H	UTEP, 33-20
------	---	-------------

GEORGE WASHINGTON (0-1)

1956	H	GWU, 0-13
------	---	-----------

GILA COLLEGE (2-0)

1929	H	UTEP, 40-0
1930	H	UTEP, 39-6

GREELEY STATE (2-0)

1937	H	UTEP, 20-0
1938	H	UTEP, 32-0

HARDIN-SIMMONS (10-18-1)

1927	A	HaSU, 19-34
1928	H	UTEP, 13-7
1931	A	HSU, 0-45
1932	H	UTEP, 13-2
1933	A	UTEP, 10-6
1934	H	UTEP, 13-3
1935	A	HSU, 0-46
1936	H	HSU, 6-34
1939	A	HSU, 0-12
1940	H	HSU, 6-14
1941	A	HSU, 14-44
1942	H	HSU, 0-39
1946	A	HSU, 7-20
1947	A	HSU, 0-18
1948	A	T, 27-27
1949	H	HSU, 14-33
1950	A	UTEP, 21-20
1951	H	HSU, 0-46
1952	A	HSU, 26-27
1953	A	HSU, 13-14
1954	H	UTEP, 20-7
1955	A	HSU, 21-23
1956	H	UTEP, 51-13
1957	A	HSU, 20-33
1958	H	HSU, 6-14
1959	A	HSU, 14-25
1960	H	UTEP, 45-6
1961	A	UTEP, 35-7
1962	H	UTEP, 7-6

HAWAII (13-18)

1948	A	UTEP, 49-6
1949	H	UTEP, 14-7
1950	A	UTEP, 46-13
1952	H	UTEP, 42-25
1975	A	UH, 9-21
1976	A	UH, 12-28
1978	A	UH, 13-35
1979	H	UH, 12-27
1980	A	UTEP, 34-14
1981	H	UH, 7-35
1982	A	UH, 10-17
1983	A	UH, 24-25
1984	H	UH, 20-24
1985	H	UH, 7-23
1986	A	UH, 21-31
1987	H	UTEP, 37-13
1988	A	UTEP, 42-25
1989	A	UH, 7-26
1990	H	UTEP, 12-10

1991	A	UTEP, 41-24
1992	H	UH, 21-41
1993	A	UH, 0-52
1994	H	UTEP, 34-27
1995	A	UH, 21-42
1998	H	UTEP, 30-13
1999	A	UH, 3-33
2000	H	UTEP, 39-7
2001	A	UH, 7-66
2002	H	UH, 6-31
2003	A	UH, 15-31
2004	H	UTEP, 51-20

HOUSTON (4-6)

1946	H	UTEP, 20-7
1948	H	UTEP, 35-7
2005H		UTEP, 44-41 (2OT)
2006	A	HU, 17-34
2007	H	HU, 31-34
2008	A	HU, 37-42
2009	H	UTEP, 58-41
2010	A	HU, 24-54
2011	H	HU, 42-49
2012	A	HU, 35-45

HOUSTON CHRISTIAN (2-0)

2016	H	UTEP, 42-10
2019	H	UTEP, 36-34

HOWARD PAYNE (1-1)

1932	H	UTEP, 19-7
1933	H	HPU, 0-6

IDAHO (1-1)

1950	H	UTEP, 43-33
1973	A	UI, 14-62

IDAHO STATE (1-1)

1983	H	ISU, 10-12
1984	H	UTEP, 16-14

INCARNATE WORD (1-0)

2015	H	UTEP, 27-17
------	---	-------------

IOWA (0-1)

1986	A	UI, 7-69
------	---	----------

JOHN CARROLL (1-0)

1949	H	UTEP, 33-7
------	---	------------

KANSAS (0-1)

2009	H	KU, 7-34
------	---	----------

KANSAS STATE (1-2)

1947	A	UTEP, 20-6
1999	A	KSU, 7-40
2014	A	KSU, 28-58

KENT STATE (0-1)	2009 H UTEP, 52-21	1948 A UTEP, 27-13	NEW MEXICO MIL. INST. (12-7-2)
1985 A KSU, 24-51	2010 A MU, 12-16	1949 H UTEP, 7-0	1914 A NMMI, 0-19
KENTUCKY (0-1)	MCMURRY (4-0)	1950 H UTEP, 8-13	1916 H NMMI, 0-79
2002 A UK, 17-77	1931 H UTEP, 18-7	1951 H UTEP, 32-7	1919 H NMMI, 7-12
LAMAR (1-3)	1948 H UTEP, 33-14	1952 A UNM, 13-14	1920 A NMMI, 3-41
1972 H LU, 28-42	1954 H UTEP, 25-6	1955 A UTEP, 34-0	1921 A NMMI, 7-27
1973 H LU, 27-31	1961 H UTEP, 20-16	1956 H UTEP, 34-0	1922 H UTEP, 12-0
1987 H UTEP, 38-14	MEMPHIS (1-3)	1957 A UTEP, 15-13	1923 A NMMI, 7-19
1989 H LU, 19-21	2005 A MU, 20-27	1958 H UTEP, 15-6	1924 H T, 6-6
LONG BEACH STATE (1-1)	2006 H MU, 19-38	1959 A UNM, 7-17	1925 H UTEP, 28-0
1968 H LBSU, 21-22	2009 A MU, 20-35	1960 H UTEP, 23-17	1926 A UTEP, 20-7
1971 H UTEP, 38-32	2010 H UTEP, 16-13	1961 A UNM, 6-7	1927 H UTEP, 19-3
LSU (0-1)	MEXICO (1-0)	1962 H UTEP, 16-14	1929 H UTEP, 19-3
1997 A LSU, 3-55	1959 H UTEP, 43-8	1963 A UNM, 7-23	1930 H UTEP, 27-7
LOUISIANA-LAFAYETTE (1-0)	MIDDLE TENNESSEE (1-4)	1964 H UNM, 12-20	1931 A UTEP, 31-6
2008 A UTEP, 37-24	2013 A MT, 17-48	1965 A UTEP, 35-14	1932 H UTEP, 14-12
LA TECH (3-15-1)	2014 H UTEP, 24-21	1966 H UTEP, 51-3	1933 A T, 6-6
1939 H UTEP, 27-0	2017 A MT, 3-30	1967 A UTEP, 75-12	1934 H UTEP, 24-0
1940 A TECH, 7-19	2018 H MT, 32-48	1968 H UTEP, 44-15	1935 A NMMI, 7-13
1941 H T, 0-0	2022 H MT, 13-24	1969 A UTEP, 21-6	1936 H UTEP, 13-6
1942 A TECH, 0-20	MIDWESTERN STATE (2-0)	1970 H UNM, 35-16	1937 A UTEP, 19-3
1991 H TECH, 17-21	1952 A UTEP, 13-7	1971 A UNM, 49-13	1938 H UTEP, 26-0
2001 H TECH, 30-53	1953 H UTEP, 27-7	1972 H UNM, 56-7	NEW MEXICO MINES (2-0)
2002 A TECH, 24-38	MOTOR TRANSPORT (1-0)	1973 A UNM, 49-0	1926 H UTEP, 40-0
2003 H TECH, 35-38	1919 H UTEP, 32-0	1974 H UNM, 21-37	1929 H UTEP, 46-0
2004 A UTEP, 44-27	NEVADA (1-3)	1975 A UNM, 3-23	NEW MEXICO STATE (59-38-2)
2013 H TECH, 35-38	2000 A UTEP, 45-22	1976 H UNM, 7-25	1914 A NMSU, 0-19
2014 A TECH, 3-55	2001 H UN, 31-48	1977 A UNM, 17-33	1915 A NMSU, 0-34
2015 H TECH, 15-17	2002 A UN, 17-23	1978 H UNM, 0-21	1916 A UTEP, 6-3
2016 A TECH, 7-28	2009 H UN, 21-37	1979 A UNM, 0-20	1920 H NMSU, 7-12
2017 H TECH, 21-42	NEW MEXICO (33-44-3)	1980 H UNM, 21-22	1921 H NMSU, 0-13
2018 A TECH, 24-31	1919 H UNM, 13-57	1981 A UNM, 3-26	1922 A NMSU, 0-64
2019 H TECH, 21-42	1920 A UNM, 0-78	1982 H UNM, 18-31	1923 H NMSU, 2-23
2020 A TECH, 21-17	1922 A UNM, 0-13	1983 A UNM, 0-35	1924 H NMSU, 0-19
2021 H UTEP, 19-3	1923 H UNM, 0-3	1984 H UNM, 7-34	1925 H T, 6-6
2022 A TECH, 31-41	1924 A UNM, 0-18	1985 H UNM, 23-27	1926 H NMSU, 8-10
LOUISVILLE (0-1)	1925 H UTEP, 19-2	1986 A UNM, 22-24	1927 H UTEP, 19-7
2003 A LU, 14-42	1926 A UNM, 7-19	1987 H UTEP, 34-0	1928 H UTEP, 6-0
LOWER VALLEY (1-0)	1927 H T, 6-6	1988 A UTEP, 37-0	1929 H UTEP, 8-0
1922 H UTEP, 40-0	1928 A UNM, 0-33	1989 H UTEP, 26-7	1930 A UTEP, 25-0
LOYOLA-MARYMOUNT (0-1)	1930 A UTEP, 20-13	1990 A UNM, 28-48	1931 H UTEP, 20-0
1941 H LMU, 6-20	1934 H UNM, 15-21	1991 H UTEP, 35-19	1932 A UTEP, 31-6
MANKATO STATE (1-0)	1935 A UNM, 0-20	1992 A UNM, 14-35	1933 H UTEP, 9-0
1988 H UTEP, 37-3	1936 H UTEP, 12-7	1993 H UNM, 29-35	1935 A NMSU, 0-7
MARSHALL (2-2)	1937 H T, 7-7	1994 A UNM, 21-25	1936 H UTEP, 27-7
2005 H UTEP, 31-3	1938 H UTEP, 7-6	1995 H UTEP, 17-12	1937 A NMSU, 0-14
2006 A MU, 21-49	1939 A UNM, 0-14	1996 A UNM, 17-44	1938 A NMSU, 9-13
	1940 H UTEP, 9-7	1997 H UNM, 20-38	1939 A UTEP, 34-0
	1941 A UNM, 14-16	1998 A UTEP, 22-19	1940 H UTEP, 40-26
	1942 H UTEP, 7-0	1999 H UTEP, 13-10	1941 A UTEP, 40-13
	1946 A UNM, 13-21	2001 A UNM, 6-26	1942 H UTEP, 61-6
	1947 H T, 20-20	2005 H UTEP, 21-13	1946 H NMSU, 7-14
		2006 A UNM, 13-26	1947 H UTEP, 26-0
		2007 H UTEP, 10-6	1948 H UTEP, 92-7
		2010 A UTEP, 38-20	1949 H UTEP, 69-7
		2013 H UNM, 35-42	1950 H UTEP, 40-0
		2014 A UTEP, 31-24	1951 H UTEP, 41-7
		2021 H UTEP, 20-13	1952 A T, 20-20
		2022 A UNM, 10-27	1953 H UTEP, 39-0
			1954 A UTEP, 12-7



ALL-TIME SERIES

1955	H	UTEP, 41-6
1956	A	UTEP, 51-7
1957	H	UTEP, 42-12
1958	A	NMSU, 16-17
1959	H	UTEP, 22-15
1960	A	NMSU, 15-27
1961	H	NMSU, 6-42
1962	A	UTEP, 21-0
1963	H	UTEP, 14-13
1964	A	NMSU, 7-13
1965	H	UTEP, 21-6
1966	H	UTEP, 28-14
1967	H	UTEP, 46-24
1968	H	UTEP, 32-14
1969	H	NMSU, 38-41
1970	H	UTEP, 21-14
1971	A	UTEP, 14-7
1972	H	UTEP, 21-20
1973	H	NMSU, 23-27
1974	A	NMSU, 13-14
1975	H	NMSU, 24-31
1976	A	NMSU, 10-13
1977	H	UTEP, 23-21
1978	A	NMSU, 32-35
1979	H	NMSU, 13-14
1980	A	NMSU, 3-6
1981	H	NMSU, 7-14
1982	A	UTEP, 20-17
1983	H	UTEP, 20-9
1984	A	NMSU, 16-27
1985	H	NMSU, 20-22
1986	A	UTEP, 47-33
1987	H	UTEP, 31-0
1988	A	UTEP, 42-9
1989	A	UTEP, 29-27
1990	H	UTEP, 27-24
1991	A	UTEP, 22-21
1992	H	NMSU, 24-30
1993	A	NMSU, 14-31
1994	H	NMSU, 22-23
1995	A	NMSU, 17-45
1996	H	UTEP, 14-7
1997	H	UTEP, 24-16
1998	A	NMSU, 24-33
1999	H	UTEP, 54-23
2000	H	UTEP, 41-31
2002	A	NMSU, 14-49
2004	H	UTEP, 45-0
2005	A	UTEP, 34-17
2006	H	UTEP, 44-38
2007	A	NMSU, 24-29
2008	H	NMSU, 33-34
2009	A	UTEP, 38-12
2010	H	UTEP, 42-10
2011	A	UTEP, 16-10
2012	H	UTEP, 41-28
2013	A	UTEP, 42-21
2014	H	UTEP, 42-24
2015	A	UTEP, 50-47 (ot)
2016	H	UTEP, 38-22
2017	A	NMSU, 14-41
2018	H	NMSU, 20-27
2019	A	NMSU, 35-44

2021	A	UTEP, 30-3
2022	H	UTEP, 20-13
NORTH CAROLINA (0-1)		
1993	A	UNC, 39-45
NORTH DAKOTA (1-0)		
1940	H	UTEP, 20-6
NORTH TEXAS (8-20-3)		
1951	A	UNT, 0-33
1952	H	UNT, 14-27
1953	H	UTEP, 26-21
1954	A	UTEP, 6-0
1955	H	T, 7-7
1956	A	UNT, 6-13
1957	H	UTEP, 14-13
1958	A	UNT, 8-26
1959	H	UNT, 7-31
1960	A	T, 16-16
1961	H	UNT, 14-24
1962	A	UNT, 6-19
1963	H	UTEP, 34-7
1964	A	T, 0-0
1965	H	UTEP, 61-15
1966	A	UNT, 9-12
1968	H	UNT, 31-34
1977	H	UNT, 10-41
1978	A	UNT, 0-49
1979	A	UNT, 0-35
1980	H	UNT, 15-35
2013	A	UNT, 7-41
2014	H	UTEP, 35-17
2015	A	UTEP, 20-17
2016	H	UTEP, 52-24
2017	A	UNT, 10-45
2018	H	UNT, 24-27
2019	A	UNT, 26-52
2020	H	UNT, 43-45
2021	A	UNT, 17-20
2022	H	UNT, 13-31
NORTHERN ARIZONA (5-1-1)		
1936	A	T, 0-0
1937	H	UTEP, 53-13
1940	A	UTEP, 28-7
1941	H	UTEP, 23-20
1942	A	UTEP, 20-0
1947	H	UTEP, 40-0
2018	H	NA, 10-30
NORTHERN ILLINOIS (1-0)		
1996	A	UTEP, 37-6
NORTHERN MICHIGAN (1-0)		
1986	H	UTEP, 64-29
NORTHWESTERN STATE (1-0)		
1991	H	UTEP, 14-0

OKLAHOMA (0-5)		
2000	A	OU, 14-55
2002	A	OU, 0-68
2011	H	OU, 7-24
2017	A	OU, 7-56
2022	A	OU, 13-45
OKLAHOMA STATE (0-2)		
1932	A	OSU, 7-20
1977	A	OSU, 0-54
OLD DOMINION (2-2)		
2014	H	UTEP, 42-35
2015	A	OD, 21-31
2016	H	OD, 21-31
2021	H	UTEP, 28-21
OLE MISS (1-1)		
1967	H	UTEP, 14-7
2012	A	UM, 10-28
OREGON (0-2)		
1998	H	UO, 26-33
1999	A	UO, 28-47
PACIFIC (3-6)		
1969	H	UTEP, 14-10
1970	H	UOP, 18-24
1971	H	UTEP, 21-3
1972	H	UOP, 14-19
1973	H	UOP, 9-34
1974	H	UOP, 14-17
1975	A	UOP, 10-40
1979	H	UTEP, 31-7
1980	A	UOP, 14-28
RICE (9-16)		
1996	H	RICE, 21-48
1997	A	RICE, 13-31
1999	A	UTEP, 30-29
2000	H	UTEP, 38-21
2001	A	RICE, 17-27
2002	H	UTEP, 38-35
2003	A	RICE, 14-45
2004	H	UTEP, 35-28 (ot)
2005	A	UTEP, 38-31
2006	H	RICE, 31-37
2007	A	RICE, 48-56
2008	H	RICE, 44-49
2009	A	RICE, 29-30
2010	H	UTEP, 44-24
2011	A	RICE, 37-41
2012	H	RICE, 24-33
2013	A	RICE, 7-45
2014	A	RICE, 13-31
2015	H	UTEP, 24-21
2016	A	RICE, 24-44
2017	H	RICE, 7-41
2018	A	UTEP, 34-26
2019	H	RICE, 16-30

2021	H	UTEP, 38-28
2022	A	RICE, 30-37
SACRAMENTO STATE (1-0)		
2002	H	UTEP, 42-12
ST. EDWARD'S (3-2-1)		
1926	A	SEU, 6-32
1929	H	T, 0-0
1932	H	UTEP, 27-13
1933	H	SEU, 0-6
1934	A	UTEP, 27-13
1937	A	UTEP, 34-7
ST. MARY'S (0-2)		
1935	H	SMU, 0-38
1938	A	SMU, 6-13
SAM HOUSTON (2-0)		
1990	H	UTEP, 17-10
2003	H	UTEP, 59-14
SAN DIEGO STATE (4-18)		
1974	H	SDSU, 12-26
1975	A	SDSU, 10-31
1976	H	SDSU, 16-27
1977	A	SDSU, 7-49
1978	H	UTEP, 31-24
1979	A	SDSU, 20-42
1980	H	SDSU, 7-28
1981	A	SDSU, 14-59
1983	H	SDSU, 33-41
1984	A	SDSU, 2-51
1985	A	SDSU, 6-34
1986	H	SDSU, 10-15
1987	A	UTEP, 34-33
1988	H	UTEP, 58-7
1989	H	SDSU, 31-34
1990	A	SDSU, 31-58
1991	H	SDSU, 21-28
1992	A	SDSU, 27-49
1995	H	SDSU, 16-45
1998	A	SDSU, 29-34
2003	H	SDSU, 0-34
2006	A	UTEP, 34-27
SAN JOSE STATE (5-5)		
1966	H	UTEP, 35-0
1996	A	SJSU, 25-26
1997	H	SJSU, 7-10
1998	H	UTEP, 28-21
1999	H	UTEP, 42-26
2000	A	UTEP, 47-30
2001	H	SJSU, 28-40
2002	A	SJSU, 24-58
2003	H	SJSU, 41-69
2004	A	UTEP, 38-20

ALL-TIME SERIES

SOUTHERN MISS

(5-8)

1953	H	UTEP, 37-14
1988	N	SM, 18-38
2007	H	SM, 30-56
2008	A	UTEP, 40-37
2011	H	SM, 13-31
2012	A	UTEP, 34-33
2014	H	UTEP, 35-14
2015	A	SM, 13-34
2016	H	SM, 7-34
2017	A	SM, 0-24
2018	H	SM, 7-39
2019	A	SM, 13-31
2021	A	UTEP, 26-13

SOUTHWESTERN

(0-1)

1928	H	SW, 7-33
------	---	----------

SMU

(8-12)

1932	A	SMU, 0-26
1933	A	SMU, 6-27
1982	H	SMU, 10-31
1985	A	SMU, 23-35
1996	H	SMU, 0-30
1997	A	SMU, 14-28
1999	H	UTEP, 42-28
2000	H	UTEP, 37-20
2001	A	SMU, 14-40
2002	H	SMU, 35-42
2003	A	UTEP, 21-19
2004	H	UTEP, 57-27
2005	A	SMU, 27-40
2006	H	UTEP, 24-21
2007	A	UTEP, 48-45 (ot)
2008	H	UTEP, 36-10
2009	A	SMU, 31-35
2010	H	UTEP, 28-14
2011	A	SMU, 17-28
2012	H	SMU, 0-17

STEPHEN F. AUSTIN

(1-0)

2020	H	UTEP, 24-14
------	---	-------------

STONY BROOK

(1-0)

2011	H	UTEP, 31-24 (ot)
------	---	------------------

SUL ROSS STATE

(10-5-1)

1923	H	UTEP, 54-2
1924	H	UTEP, 32-6
1925	A	SRSU, 7-31
1926	A	SRSU, 0-21
1928	H	SRSU, 0-18
1929	A	T, 0-0
1930	A	UTEP, 25-7
1931	H	UTEP, 25-7
1933	H	UTEP, 34-0
1934	A	SRSU, 12-13
1935	H	SRSU, 7-19
1936	A	UTEP, 6-0
1937	H	UTEP, 34-0

1952	H	UTEP, 42-0
1953	H	UTEP, 26-7
1954	H	UTEP, 35-14

TENNESSEE

(0-3)

1986	A	UT, 16-26
1990	A	UT, 0-56
2018	A	UT, 0-24

TEXAS

(0-6)

1930	A	UT, 0-28
1933	A	UT, 6-22
2008	H	UT, 13-42
2009	A	UT, 7-64
2016	A	UT, 7-41
2020	A	UT, 3-59

TEXAS-ARLINGTON

(4-0)

1966	H	UTEP, 68-21
1971	H	UTEP, 38-9
1974	A	UTEP, 28-14
1976	H	UTEP, 38-15

TEXAS A&I

(0-1)

1981	H	TAIU, 15-37
------	---	-------------

TEXAS A&M

(0-3)

1984	A	A&M, 17-20
2000	A	A&M, 17-45
2013	A	TAMU, 7-57

TCU

(2-3)

1965	H	UTEP, 13-12
1996	A	TCU, 0-18
1997	H	UTEP, 24-17
1999	A	TCU, 24-52
2000	A	TCU, 14-47

TEXAS SOUTHERN

(3-0)

2001	H	UTEP, 52-6
2005	H	UTEP, 45-0
2007	H	UTEP, 52-12

TEXAS TECH

(6-17-1)

1930	A	UTEP, 31-0
1931	H	UTEP, 14-12
1933	H	TTU, 0-12
1934	A	TTU, 0-27
1938	H	TTU, 7-14
1939	H	UTEP, 7-2
1948	A	TTU, 6-46
1949	H	TTU, 0-13
1950	A	TTU, 7-61
1951	H	TTU, 7-27
1952	A	UTEP, 20-14
1953	H	TTU, 6-27
1954	A	TTU, 28-55
1955	H	T, 27-27
1967	A	UTEP, 17-13
1957	H	UTEP, 26-14

1963	H	TTU, 3-7
1980	A	TTU, 7-35
1998	A	TTU, 3-35
2006	H	TTU, 35-38 (ot)
2007	A	TTU, 31-45
2014	H	TTU, 26-30
2015	A	TTU, 20-69
2019	A	TTU, 3-38

TOLEDO

(0-1)

2005	N	TU, 13-45
------	---	-----------

TRINITY

(6-4)

1954	H	TU, 14-20
1955	H	UTEP, 14-13
1956	H	UTEP, 54-0
1957	A	TU, 7-14
1958	H	TU, 0-49
1959	A	TU, 20-21
1960	H	UTEP, 41-14
1961	A	UTEP, 19-14
1962	H	UTEP, 21-0
1970	A	UTEP, 37-16

TULANE

(5-4)

2005	A	UTEP, 45-21
2006	H	UTEP, 34-20
2007	A	TU, 19-34
2008	H	UTEP, 24-21
2009	A	TU, 38-45 (ot)
2010	H	TU, 24-34
2011	A	UTEP, 44-7
2012	H	UTEP, 24-20
2013	A	TU, 3-45

TULSA

(8-14)

1988	A	UTEP, 27-24
1989	H	TU, 14-23
1992	A	TU, 39-48
1994	A	UTEP, 24-17
1995	H	TU, 28-38
1996	H	TU, 21-38
1997	A	UTEP, 32-18
1999	H	TU, 19-43
2000	A	UTEP, 40-7
2001	H	UTEP, 26-10
2002	A	TU, 0-20
2003	H	TU, 28-56
2004	A	TU, 35-37
2005	H	UTEP, 41-38
2006	A	TU, 20-30
2007	H	UTEP, 48-47
2008	A	TU, 35-77
2009	H	UTEP, 28-24
2010	A	TU, 28-31
2011	H	TU, 28-57
2012	A	TU, 11-33
2013	H	TU, 20-34

UAB

(1-7)

2005	H	UAB, 23-35
2006	A	UTEP, 36-17
2009	H	UAB, 33-38
2010	A	UAB, 6-21
2017	A	UAB, 7-28
2018	H	UAB, 0-19
2019	A	UAB, 10-37
2021	A	UAB, 25-42

UCF

(1-3)

2007	A	UCF, 20-36
2008	H	UCF, 58-13
2011	A	UCF, 14-31
2012	H	UCF, 24-31

ULM

(1-0)

2020	A	UTEP, 31-6
------	---	------------

UNLV

(2-6)

1978	A	UNLV, 0-27
1989	H	UTEP, 17-15
1980	A	UNLV, 14-53
1981	H	UNLV, 20-27
1982	A	UNLV, 21-28
1992	A	UNLV, 17-19
1993	H	UTEP, 41-24
2018	A	UNLV, 24-52

USF

(0-1)

2011	A	USF, 24-52
------	---	------------

UTAH

(8-25)

1964	H	UU, 0-41
1965	A	UTEP, 20-19
1966	H	UTEP, 27-20
1967	A	UTEP, 28-8
1969	H	UU, 6-24
1970	A	UU, 20-44
1971	H	UU, 10-32
1972	A	UU, 20-39
1973	A	UU, 6-82
1974	H	UTEP, 34-7
1976	A	UU, 40-38
1977	A	UU, 17-29
1978	H	UU, 0-38
1979	A	UU, 0-35
1980	H	UU, 7-31
1981	A	UU, 10-38
1982	H	UU, 30-45
1983	A	UU, 11-35
1984	A	UU, 15-43
1985	A	UU, 19-55
1986	H	UTEP, 55-44
1987	A	UTEP, 30-24
1988	H	UTEP, 38-28
1989	H	UU, 45-50
1990	A	UU, 23-37
1991	H	UU, 9-10
1992	A	UTEP, 20-13
1993	H	UU, 29-45

T ALL-TIME SERIES

1994 A UU, 7-52
 1995 H UU, 21-34
 1996 H UU, 27-34
 1997 A UU, 3-56
 1998 A UU, 27-34

UTAH STATE (0-3)

1960 H USU, 7-20
 1961 A USU, 6-21
 2014 N USU, 6-21

UTSA (2-8)

2013 H UTSA, 13-32
 2014 A UTEP, 34-0
 2015 H UTSA, 6-25
 2016 A UTEP, 52-49 (5ot)
 2017 H UTSA, 14-31
 2018 A UTSA, 21-30
 2019 H UTSA, 16-26
 2020 A UTSA, 21-52
 2021 H UTSA, 23-44
 2022 A UTSA, 31-34

VALDOSTA STATE (1-0)

1995 H UTEP, 34-24

WASHINGTON (0-1)

1982 A UW, 0-55

WAYLAND BAPTIST (4-0)

1924 A UTEP, 6-2
 1929 H UTEP, 9-6
 1931 A UTEP, 10-0
 1932 H UTEP, 38-7

WEBER STATE (3-0)

1983 H UTEP, 40-34
 1988 H UTEP, 48-21
 2004 H UTEP, 32-0

WEST TEXAS A&M (17-10)

1934 A WTAM, 7-20
 1935 H WTAM, 0-14
 1936 H WTAM, 7-13
 1937 H UTEP, 16-14
 1941 H WTAM, 7-40
 1942 A WTAM, 0-7
 1946 H UTEP, 26-20
 1947 A WTAM, 0-14
 1948 H UTEP, 21-7
 1949 H UTEP, 34-7
 1950 H WTAM, 12-40
 1951 H UTEP, 13-6
 1952 H UTEP, 7-3
 1953 A UTEP, 27-7
 1954 H UTEP, 33-13
 1955 H UTEP, 13-6
 1956 A UTEP, 16-13
 1957 H UTEP, 20-12
 1958 A UTEP, 29-12
 1959 H UTEP, 13-12

1960 A UTEP, 6-3
 1961 H WTAM, 27-56
 1962 A WTAM, 0-49
 1963 H UTEP, 13-0
 1964 A WTAM, 0-14
 1965 H UTEP, 38-21
 1966 A UTEP, 9-3

WEST VIRGINIA (1-1-1)

1948 H WVU, 12-21
 1949 A T, 13-13
 1950 A UTEP, 48-7

WESTERN NEW MEXICO (5-0)

1925 A UTEP, 19-0
 1926 H UTEP, 25-3
 1928 H UTEP, 68-0
 1935 H UTEP, 9-7
 1936 A UTEP, 21-0

WICHITA STATE (2-0)

1939 H UTEP, 17-0
 1955 A UTEP, 28-12

WISCONSIN (0-1)

2012 A WU, 26-37

WKU (0-3)

2014 A WKU, 27-35
 2017 H WKU, 14-15
 2018 A WKU, 16-40

WYOMING (6-26-1)

1962 H UW, 6-14
 1963 H UW, 6-7
 1964 A UW, 6-20
 1965 A UW, 14-38
 1966 H UW, 7-31
 1967 H UW, 19-21
 1968 H UW, 19-26
 1969 A UW, 9-37
 1970 H UTEP, 47-7
 1971 A UTEP, 12-7
 1972 H UTEP, 20-13
 1973 A UW, 8-31
 1974 H UTEP, 35-13
 1975 A UW, 14-31
 1976 H UW, 10-14
 1977 A UW, 17-27
 1978 H UW, 21-51
 1979 A UW, 3-28
 1980 H UW, 7-52
 1981 A UW, 12-63
 1982 H UTEP, 39-32
 1983 A UW, 17-49
 1984 H UTEP, 35-22
 1985 N UW, 21-23
 1986 A UW, 12-41
 1987 H UW, 13-37
 1988 A UW, 6-51
 1989 A UW, 10-41

1990 H UW, 10-17
 1991 A T, 28-28
 1993 H UW, 26-33
 1994 A UW, 13-36
 1995 H UW, 19-42

XAVIER (2-1)

1963 A XU, 0-24
 1965 H UTEP, 57-33
 1969 H UTEP, 17-10

YMCA (1-0)

1914 H UTEP, 7-6

2ND INFANTRY (0-1)

1914 H 2nd, 0-14

4TH INFANTRY (1-0)

1915 H UTEP, 13-6

20TH INFANTRY (2-0)

1914 H UTEP, 27-0
 1915 H UTEP, 42-6

260TH COAST ARTILLERY (1-0)

1941 H UTEP, 54-6

YEAR-BY-YEAR TEAM STATS

Year	Team Record	G	RUSHING				PASSING				TOTAL OFFENSE				FIRST DOWNS				FUMBLES		
			No	Yards	Avg	Att	Comp	Int	Yards	TD	Avg	Pct	Plays	Yards	Avg	R	Pa	Pn	Tot	No-Loss	Pen-Yds
1950	UTEP 7-3-0	10	523	2773	277.3	153	62	13	997	12	99.7	.405	676	3770	377.0	120	32	5	159	29-21	51-420
	Opp ---	10	451	1729	172.9	211	101	20	1582	11	158.2	.479	662	3311	331.1	81	52	9	142	25-12	61-569
1951	UTEP 3-7-0	10	488	1752	175.2	199	88	22	1028	8	102.8	.442	687	2780	278.0	81	42	9	132	25-16	42-344
	Opp ---	10	605	2646	264.6	147	63	11	1048	9	104.8	.429	753	3694	369.4	133	30	6	169	34-16	69-661
1952	UTEP 5-5-1	11	542	2057	187.0	229	109	19	1640	15	149.1	.476	771	3697	336.1	115	63	12	190	43-21	51-477
	Opp ---	11	567	2414	219.5	189	92	9	1373	7	124.8	.487	756	3887	353.4	103	55	6	164	44-24	80-750
1953	UTEP 8-2-0	10	426	1748	194.2	169	81	9	1045	7	116.1	.479	595	2793	310.3	85	48	6	139	29-16	62-525
	Opp ---	10	384	1107	123.0	131	51	14	680	2	75.6	.389	515	1787	198.6	54	28	7	89	29-18	50-439
1954	UTEP 8-3-0	11	559	2533	253.3	136	58	13	751	6	75.1	.426	695	3284	328.4	123	36	9	168	42-30	37-335
	Opp ---	11	467	2071	207.1	107	39	9	631	7	63.1	.364	574	2702	270.2	97	24	5	126	34-25	56-457
1955	UTEP 6-2-2	10	418	1689	168.9	122	53	9	840	7	84.0	.434	540	2529	252.9	88	33	9	130	41-26	45-394
	Opp --	10	500	1603	160.3	154	61	16	738	3	73.8	.396	654	2341	234.1	99	32	7	138	36-17	52-508
1956	UTEP 9-2-0	11	570	2700	270.0	108	41	10	868	8	86.8	.380	678	3568	356.8	132	29	5	166	33-22	51-493
	Opp ---	11	437	1617	161.7	175	66	23	916	5	91.6	.377	612	2533	253.3	91	37	9	137	38-16	40-455
1957	UTEP 6-3-0	9	434	1792	199.1	87	39	6	572	10	63.6	.448	581	2364	262.7	91	25	6	122	33-17	37-364
	Opp ---	9	453	1692	188.0	134	55	9	821	10	91.2	.410	527	2463	273.7	86	35	4	125	23-10	48-461
1958	UTEP 3-7-0	10	379	1326	132.6	136	48	11	610	2	61.0	.353	515	1936	193.6	65	24	4	93	36-20	38-362
	Opp ---	10	479	1898	189.8	154	80	8	991	6	99.1	.519	633	2889	288.9	92	43	5	140	29-14	61-579
1959	UTEP 3-7-0	10	482	1844	184.4	220	105	13	1348	12	134.8	.477	702	3192	319.2	103	65	9	187	43-19	40-382
	Opp ---	10	450	2034	203.4	154	75	12	1193	8	119.3	.487	604	3227	322.7	90	60	7	157	28-14	51-496
1960	UTEP 4-5-1	10	413	1688	168.8	233	105	10	1230	6	123.0	.451	646	2918	291.8	88	62	9	159	29-13	22-201
	Opp ---	10	447	2210	221.0	157	65	15	935	8	93.5	.414	604	3145	314.5	107	39	9	135	20-13	56-553
1961	UTEP 3-7-0	10	427	1595	159.5	208	95	15	1227	11	122.7	.457	635	2822	282.2	92	54	9	155	24-14	34-312
	Opp ---	10	497	2395	239.5	127	60	6	1189	10	118.9	.472	624	3584	358.4	106	47	4	157	25-11	66-580
1962	UTEP 4-5-0	9	314	1081	120.1	145	64	8	718	6	79.7	.441	459	1799	199.9	63	39	8	110	30-12	35-273
	Opp ---	9	400	1871	207.9	92	35	9	505	4	56.1	.380	492	2376	264.0	91	15	7	113	25-15	60-640
1963	UTEP 3-7-0	10	435	1502	150.2	211	81	20	1053	4	105.3	.384	646	2555	255.5	75	55	15	145	33-19	62-469
	Opp ---	10	459	1889	188.9	104	35	7	438	1	43.8	.337	495	2337	233.7	86	20	9	115	32-18	57-426
1964	UTEP 0-8-2	11	405	1256	125.6	156	54	15	897	3	89.7	.346	561	2153	215.3	63	34	11	103	35-19	60-586
	Opp ---	11	448	1614	161.4	165	82	7	1422	6	142.2	.497	613	3036	303.6	89	53	12	154	25-10	55-511
1965	UTEP 8-3-0	11	285	454	45.4	480	223	33	3426	24	342.6	.465	765	3880	388.0	45	126	19	190	30-22	52-601
	Opp ---	11	501	1345	134.5	347	145	21	1580	12	158.0	.418	848	2925	292.5	81	69	8	158	34-19	48-597
1966	UTEP 6-4-0	10	348	839	83.9	360	165	19	2410	24	241.0	.458	708	3249	324.9	65	94	12	157	31-19	57-581
	Opp ---	10	374	728	72.8	305	137	24	1769	18	176.9	.449	679	2502	250.2	44	73	12	129	23-16	69-740
1967	UTEP 7-2-1	10	312	766	85.1	367	167	26	2710	28	301.1	.455	679	3476	386.2	52	97	12	161	20-11	65-633
	Opp ---	10	375	1051	116.8	342	142	21	1679	11	186.6	.415	717	2730	303.3	62	68	10	140	29-17	67-723
1968	UTEP 4-5-1	10	357	596	59.6	455	199	21	2884	20	288.4	.437	812	3480	348.0	54	120	12	186	28-17	48-519
	Opp ---	10	512	1704	170.4	280	117	12	1938	13	193.8	.418	792	3372	337.2	90	65	9	164	32-20	74-726
1969	UTEP 4-6-0	10	420	1113	111.3	401	158	29	2225	6	222.5	.394	821	3358	335.8	66	100	17	183	26-15	63-647
	Opp ---	10	532	1935	193.5	263	97	11	1285	10	128.5	.369	795	3220	322.0	87	61	18	166	37-18	79-871
1970	UTEP 6-4-0	10	471	1884	188.4	325	139	19	2139	10	213.9	.428	796	4023	402.3	89	85	15	199	34-18	52-489
	Opp ---	10	504	1927	192.7	255	107	13	1473	13	147.3	.420	759	3400	340.0	92	58	11	161	39-28	66-675
1971	UTEP 5-6-0	11	496	1580	143.6	254	133	15	1499	6	136.3	.524	750	3079	279.9	84	67	14	165	25-18	48-507
	Opp ---	11	591	2467	224.3	270	132	23	1516	7	137.8	.470	861	3983	362.1	134	77	9	220	25-11	74-736
1972	UTEP 2-8-0	10	401	1237	123.7	323	169	12	2164	10	216.4	.523	724	3401	340.1	77	96	18	191	34-24	59-536
	Opp ---	10	615	3077	307.7	137	69	10	1117	9	111.7	.504	752	4194	419.4	142	42	10	194	31-19	85-754
1973	UTEP 0-11-0	11	482	1236	112.3	259	114	27	1425	7	129.1	.431	741	2661	241.9	67	65	11	143	26-16	71-510
	Opp ---	11	603	3483	316.6	236	119	6	1983	22	180.3	.504	844	5468	479.1	154	84	17	255	33-22	78-808
1974	UTEP 4-7-0	11	538	1875	170.5	207	98	15	1587	14	144.3	.473	745	3462	314.7	104	67	10	181	27-14	68-703
	Opp ---	11	517	2150	195.5	265	131	8	1978	15	179.8	.494	782	4128	375.3	114	85	18	217	38-18	82-762
1975	UTEP 1-10-0	11	591	2031	184.6	184	62	16	890	4	80.9	.337	775	2921	265.5	112	40	12	164	30-23	64-668
	Opp ---	11	544	2325	211.4	200	100	10	1575	11	143.2	.500	744	3900	354.5	115	65	16	196	46-30	95-902
1976	UTEP 1-11-0	12	684	2547	212.3	181	69	16	1006	4	83.8	.381	865	3553	296.1	132	50	17	199	43-30	78-836
	Opp ---	12	605	2892	241.0	186	89	7	1343	10	111.9	.478	791	4235	352.9	136	54	20	210	38-20	81-819
1977	UTEP 1-10-0	11	505	1416	128.7	301	119	29	1880	16	170.9	.395	806	3296	299.6	97	67	21	185	38-20	67-682
	Opp ---	11	646	3158	287.1	248	125	9	2013	19	183.0	.504	894	5171	470.1	151	84	13	248	47-26	84-997
1978	UTEP 1-11-0	12	483	1440	120.0	297	126	24	1554	7	129.5	.424	780	2994	249.5	96	62	16	174	33-21	82-786
	Opp ---	12	721	3672	306.0	233	122	13	1877	17	156.4	.524	954	5549	462.4	180	79	18	277	32-16	89-909
1979	UTEP 2-9-0	11	494	1213	110.3	211	86	16	1088	6	98.9	.410	705	2301	209.2	73	47	15	135	38-21	64-565
	Opp ---	11	607	2483	225.7	255	130	9	1644	11	149.5	.510	862	4127	375.2	129	73	12	214	36-23	101-1018
1980	UTEP 1-11-0	12	566	1646	137.1	255	107	16	1040	5	83.6	.420	821	2686	223.8	101	39	20	160	33-22	81-824
	Opp ---	12	597	2643	220.2	310	187	17	2590	26	215.8	.584	907	5233	435.9	148	109	15	272	30-16	105-1004
1981	UTEP 1-10-0	11	474	1434	130.3	316	134	19	1630	5	148.1	.424	800	3064	278.4	89	61	16	166	33-16	83-808
	Opp ---	11	480	2105	191.3	337	192	11	3044	28	276.7	.569	818	5149	468.0	102	110	26	239	27-14	99-882
1982	UTEP 2-10-0	12	599	2421	2																

YEAR-BY-YEAR TEAM STATS

Year	Team Record	G	RUSHING				PASSING				TOTAL OFFENSE			FIRST DOWNS				FUMBLES			
			No	Yards	Avg	Att	Comp	Int	Yards	TD	Avg	Pct	Plays	Yards	Avg	R	Pa	Pn	Tot	No-Loss	Pen-Yds
1986	UTEP 4-8-0	12	415	1291	107.6	437	270	21	3234	23	269.5	.618	852	4525	377.1	86	148	18	252	34-18	89-763
	Opp ---	12	584	2686	223.8	386	217	16	2769	22	230.8	.562	970	5455	454.6	150	134	14	298	15-10	88-760
1987	UTEP 7-4-0	11	501	1840	167.3	338	177	24	2336	14	212.4	.524	839	4176	379.6	108	107	16	231	23-11	66-583
	Opp ---	11	468	1861	169.2	355	172	13	2003	10	182.1	.485	823	3864	351.3	113	88	11	212	40-24	66-586
1988	UTEP 10-3-0	13	485	2414	201.2	351	191	11	2632	17	219.3	.540	836	5046	420.5	115	119	12	246	16-6	81-717
	Opp ---	13	556	2274	189.5	413	223	22	2686	18	223.8	.544	969	4960	413.3	135	136	19	290	35-13	80-673
1989	UTEP 2-10-0	12	436	1203	100.3	425	221	23	2989	16	249.1	.520	861	4192	349.3	71	125	18	214	21-10	49-457
	Opp ---	12	570	2641	220.1	376	209	19	3115	23	259.6	.556	949	5756	479.7	143	128	13	284	42-20	96-850
1990	UTEP 3-8-0	11	409	1076	97.8	361	189	13	2134	10	194.0	.524	770	3210	291.8	76	94	25	195	23-12	55-478
	Opp ---	11	513	2222	202.0	330	183	11	2369	13	215.4	.555	843	4591	417.3	141	103	10	254	21-7	94-886
1991	UTEP 4-7-1	11	527	2110	191.8	299	144	8	2176	15	197.8	.482	826	4286	357.2	107	76	13	196	35-12	52-424
	Opp ---	11	536	2012	182.9	346	196	13	2517	17	228.8	.538	882	4529	377.4	134	107	9	250	25-14	66-523
1992	UTEP 1-10-0	11	523	2122	192.9	306	154	10	1911	4	173.7	.503	829	4033	457.0	130	94	5	229	27-6	49-410
	Opp ---	11	475	2343	213.0	274	157	9	2687	22	244.3	.573	749	5030	457.3	123	106	10	239	15-6	56-457
1993	UTEP 1-11-0	12	544	2072	172.7	283	130	14	1729	9	144.1	.459	771	3805	317.1	119	71	18	208	29-14	65-576
	Opp ---	12	538	2554	212.8	294	179	13	2693	26	224.4	.609	820	5247	437.3	136	114	11	261	17-9	81-708
1994	UTEP 3-7-1	11	486	1980	180.0	262	111	12	1666	9	151.5	.424	752	3646	331.5	99	73	17	189	27-13	67-505
	Opp ---	11	493	2576	234.2	332	194	12	2755	18	250.5	.554	825	5331	484.6	127	119	9	255	28-16	77-702
1995	UTEP 2-10-0	12	483	1953	162.8	383	203	18	2409	18	200.8	.530	866	4352	362.7	106	120	16	242	25-15	77-580
	Opp ---	12	552	2890	240.8	329	197	8	2947	27	245.6	.599	881	5837	486.4	152	122	21	295	26-16	76-699
1996	UTEP 2-9-0	11	452	1475	134.1	302	151	14	1622	12	147.5	.500	754	3097	281.5	76	80	12	168	25-12	54-472
	Opp ---	11	463	2143	194.8	269	142	8	1592	9	144.7	.528	732	3735	339.5	115	80	8	203	27-10	55-471
1997	UTEP 4-7-0	11	499	1502	136.5	327	146	15	1854	7	168.5	.446	826	3356	305.1	95	82	22	199	25-9	76-529
	Opp ---	11	415	1813	164.8	247	137	10	2026	15	184.2	.555	662	3839	349.0	91	78	9	178	22-13	81-661
1998	UTEP 3-8-0	11	444	1837	167.0	356	187	10	2275	13	206.8	.525	800	4112	373.8	106	93	16	215	16-9	60-460
	Opp ---	11	479	2569	233.5	284	160	11	2315	15	210.5	.563	763	4884	444.0	105	102	15	222	13-8	80-623
1999	UTEP 5-7-0	12	457	1580	131.7	407	247	17	3147	19	262.3	.607	864	4727	393.9	86	143	21	250	27-10	71-541
	Opp ---	12	503	2498	208.2	307	160	15	2194	14	182.8	.521	810	4692	391.0	118	96	17	231	19-9	110-828
2000	UTEP 8-4-0	12	473	1752	159.3	354	207	7	2730	26	248.2	.585	827	4482	407.5	94	115	33	242	23-13	84-680
	Opp ---	12	368	1692	153.8	378	174	14	2398	14	218.0	.460	746	4090	371.8	84	105	22	211	21-10	110-925
2001	UTEP 2-9-0	11	399	1513	137.5	319	169	16	2108	10	191.6	.530	718	3621	329.2	83	84	12	179	29-15	88-676
	Opp ---	11	521	2579	234.5	282	140	12	1993	20	181.2	.496	803	4572	415.6	138	86	18	242	22-9	102-750
2002	UTEP 2-10-0	12	509	1849	154.1	375	170	21	2145	13	178.8	.453	884	3994	332.8	108	96	17	221	22-16	79-644
	Opp ---	12	480	2331	194.2	352	199	10	2951	30	245.9	.565	832	5282	440.2	119	124	25	268	20-8	85-759
2003	UTEP 2-11-0	13	542	2201	169.3	409	207	24	2570	13	197.7	.506	951	4771	367.0	121	101	26	248	30-16	109-864
	Opp ---	13	524	2481	190.8	395	224	11	3347	24	257.5	.567	919	5828	448.3	125	136	30	291	22-14	86-744
2004	UTEP 8-4-0	12	454	1707	142.2	393	229	18	3016	29	251.3	.583	847	4723	393.6	90	123	25	238	19-10	74-631
	Opp ---	12	499	1850	154.2	388	203	18	2485	14	207.1	.523	887	4335	361.2	105	117	16	238	30-12	81-761
2005	UTEP 8-4-0	12	395	1466	122.2	458	268	20	3607	29	300.6	.585	853	5073	422.8	87	161	22	270	22-14	84-769
	Opp ---	12	499	1928	160.7	400	228	14	2553	25	212.8	.570	899	4481	373.4	114	109	19	242	24-10	92-770
2006	UTEP 5-7-0	12	288	691	57.6	447	290	17	3754	29	312.8	.649	735	4445	370.4	38	152	22	212	20-8	73-651
	Opp ---	12	439	1829	152.4	396	256	15	2910	15	242.5	.646	835	4739	394.9	111	129	22	262	19-10	74-641
2007	UTEP 4-8-0	12	416	1772	147.7	440	242	9	3302	28	275.2	.550	856	5074	422.8	93	144	19	256	20-11	86-797
	Opp ---	12	503	2435	202.9	470	291	18	3622	29	301.8	.619	973	6057	504.8	129	150	29	309	21-11	78-770
2008	UTEP 5-7-0	12	371	1468	122.3	448	258	9	3410	34	284.2	.576	819	4878	406.5	78	147	22	247	17-6	73-688
	Opp ---	12	465	2384	198.7	389	244	14	3243	34	270.2	.627	854	5627	468.9	133	137	20	290	19-13	72-687
2009	UTEP 4-8-0	12	401	1813	151.1	422	229	13	3331	17	277.6	.543	823	5144	428.7	93	141	27	261	23-8	92-810
	Opp ---	12	479	2410	200.8	401	247	11	2953	25	246.1	.616	880	5363	446.9	129	137	19	285	15-7	84-748
2010	UTEP 6-7-0	13	412	1782	137.1	432	228	14	2903	23	223.3	.528	844	4685	360.4	96	140	29	265	19-7	77-668
	Opp ---	13	493	2393	184.1	442	274	11	2971	24	228.5	.620	935	5364	412.6	127	145	22	294	17-5	82-727
2011	UTEP 5-7-0	12	410	1859	154.9	399	225	17	2707	14	225.6	.564	809	4566	380.5	96	122	20	238	20-10	55-492
	Opp ---	12	434	2278	189.8	404	242	12	3020	16	251.7	.599	838	5298	441.5	116	130	14	260	9-7	64-576
2012	UTEP 3-9-0	12	455	1782	148.5	376	198	13	2688	16	224.0	.527	831	4470	372.5	95	119	19	233	22-10	58-501
	Opp ---	12	481	2332	194.3	384	229	7	2950	18	245.8	.596	865	5282	440.2	127	125	16	268	22-12	56-48
2013	UTEP 2-10-0	12	534	2216	184.7	292	169	10	1959	14	163.2	.579	826	4175	347.9	116	87	15	218	16-8	48-409
	Opp ---	12	483	2974	247.8	273	161	3	2646	26	220.5	.590	756	5620	468.3	139	108	15	262	17-9	44-362
2014	UTEP 7-6-0	13	573	2701	207.8	287	159	6	1858	12	142.9	.554	860	4559	350.7	138	72	16	226	15-6	65-614
	Opp ---	13	439	2299	176.8	321	166	11	2486	26	191.2	.517	760	4785	368.1	105	95	11	211	22-10	72-570
2015	UTEP 5-7-0	12	447	1761	146.8	387	214	10	2346	18	195.5	.553	834	4107	342.2	88	105	18	211	24-13	57-503
	Opp ---	12	394	1953	162.8	359	203	5	3180	26	265.0	.565	753	5133	427.8	84	125	17	226	14-7	73-740
2016	UTEP 4-8-0	12	409	2226	185.5	327	195	8	2204	21	183.7	.596	736	4430	369.2	97	103	20	220	16-8	67-550
	Opp ---	12	476	2524	210.3	346	210	6	2508	26	209.0	.607	822	5032	419.3	139	108	18	265	11-5	56-496
2017	UTEP 0-12-0	12	346	1147	95.6	330	150	14	1619	7	134.9	.455	676	2766	230.5	69	62	15	146	10-6	70-625
	Opp ---	12	520	2812	234.3	339	215	6													

YEAR-BY-YEAR TEAM STATS

Year	Team	Record	INTERCEPTIONS			PUNTS			PUNT RETURNS			KICKOFF RETURNS			SCORING					
			G	No	Yards	No	Yds	BK	Avg	No	Yds	Avg	No	Yds	Avg	TD	PAT-M	FGA	FGM	Points
1950	UTEP	7-3-0	10	20	164	54	2067	1	38.3	30	275	9.2	33	527	16.0	0	41-31	---	0	277 (27.7)
	Opp	---	10	13	88	59	2142	2	36.3	34	479	14.1	42	921	21.9	1	35-20	---	0	232 (23.2)
1951	UTEP	3-7-0	10	11	170	65	2217	2	34.1	28	432	15.4	44	713	16.2	0	23-12	---	0	152 (15.2)
	Opp	---	10	22	301	58	2010	1	34.7	34	342	10.1	33	602	18.2	0	36-22	---	1	241 (24.1)
1952	UTEP	5-5-1	11	7	19	70	2575	5	36.8	20	171	8.6	35	592	16.9	0	33-33	---	1	228 (20.7)
	Opp	---	11	15	300	66	2228	2	33.8	33	542	16.4	39	827	21.2	0	35-24	---	0	236 (21.5)
1953	UTEP	8-2-0	10	14	154	51	1754	2	34.4	30	338	11.3	20	361	18.1	0	33-20	---	0	220 (24.4)
	Opp	---	10	9	63	61	2037	1	33.4	24	262	10.9	39	720	18.2	0	19-16	---	0	130 (14.4)
1954	UTEP	8-3-0	11	9	103	37	1325	0	35.8	29	369	12.7	30	488	16.3	0	36-27	---	0	243 (24.3)
	Opp	---	11	9	86	52	1839	1	35.3	18	192	10.2	43	649	15.1	0	26-21	---	0	177 (17.7)
1955	UTEP	6-2-2	10	16	273	47	1615	0	34.4	34	594	17.5	23	475	20.7	0	33-27	---	0	227 (22.7)
	Opp	---	10	9	43	59	2175	1	36.9	25	265	10.6	40	740	18.5	0	17-9	---	1	114 (11.4)
1956	UTEP	9-2-0	11	10	110	47	1790	0	38.1	38	597	15.7	18	449	24.9	0	43-35	5	4	305 (30.5)
	Opp	---	11	23	311	63	2231	2	35.4	22	238	10.8	45	782	17.4	0	10-5	2	0	65 (6.5)
1957	UTEP	6-3-0	9	9	139	52	1703	3	32.8	13	139	10.7	29	707	24.4	2	28-18	2	0	198 (22.0)
	Opp	---	9	6	61	61	1808	4	29.6	22	259	11.8	35	502	14.3	0	25-15	3	1	168 (18.7)
1958	UTEP	3-7-0	10	8	31	57	2175	1	37.5	19	150	16.7	31	641	20.7	0	13-7	0	0	92 (9.2)
	Opp	---	10	11	168	51	1831	3	35.9	30	335	11.2	18	348	19.3	0	26-15	1	1	195 (19.5)
1959	UTEP	3-7-0	10	13	93	45	1843	0	41.0	26	191	7.3	40	608	15.2	0	16-14	3	1	163 (16.3)
	Opp	---	10	12	80	49	1860	0	39.8	24	163	6.8	34	526	15.4	0	30-24	5	3	191 (19.1)
1960	UTEP	4-5-1	10	15	123	44	1746	1	39.7	15	150	10.0	32	581	18.2	0	13-10	4	1	167 (16.7)
	Opp	---	10	10	68	46	1559	3	33.9	21	254	12.1	29	551	19.0	0	19-7	5	3	176 (17.6)
1961	UTEP	3-7-0	10	6	38	52	1934	0	37.2	12	67	5.6	43	909	21.1	0	14-8	0	0	176 (17.6)
	Opp	---	10	15	140	46	1483	2	32.2	12	207	17.3	33	947	28.7	0	33-29	2	2	283 (28.3)
1962	UTEP	4-5-0	9	9	246	52	1959	1	37.7	21	204	9.7	28	633	22.6	0	12-9	5	1	84 (9.3)
	Opp	---	9	8	118	57	2204	3	38.7	19	120	6.3	18	416	23.1	1	17-14	2	0	144 (16.0)
1963	UTEP	3-7-0	10	7	43	60	2230	2	37.1	27	236	8.7	24	490	20.4	0	12-9	3	1	98 (9.8)
	Opp	---	10	20	118	62	2230	1	36.0	33	382	11.6	26	405	15.6	0	20-16	5	3	142 (14.2)
1964	UTEP	0-8-2	11	7	30	61	2196	0	36.0	11	186	16.9	32	708	22.1	0	6-2	1	0	64 (6.4)
	Opp	---	11	15	92	44	1637	0	37.2	21	236	11.2	18	262	14.6	0	27-24	3	3	217 (21.7)
1965	UTEP	8-3-0	11	21	367	62	2514	0	40.5	38	487	12.8	39	726	18.6	0	40-38	12	7	317 (31.7)
	Opp	---	11	30	218	75	2760	0	36.8	36	332	9.2	68	953	14.0	0	27-22	2	1	206 (20.6)
1966	UTEP	6-4-0	10	23	332	62	2455	0	39.6	50	517	10.3	29	563	19.4	0	23-18	8	6	293 (29.3)
	Opp	---	10	19	180	65	2507	0	39.8	36	297	8.3	46	762	18.1	0	25-18	12	7	187 (18.7)
1967	UTEP	7-2-1	10	21	223	62	2650	0	42.8	47	581	12.3	23	425	18.4	0	38-30	18	9	323 (35.9)
	Opp	---	10	26	375	82	3312	1	40.4	22	179	8.1	43	990	23.0	0	12-10	11	6	138 (15.3)
1968	UTEP	4-5-1	10	12	96	75	3014	0	40.1	32	262	8.1	36	697	19.3	0	23-19	13	6	232 (23.2)
	Opp	---	10	21	271	83	3259	0	39.2	24	186	7.7	44	975	22.1	0	21-17	11	9	225 (22.5)
1969	UTEP	4-6-0	10	11	25	69	2782	0	40.3	37	253	6.9	29	461	15.9	0	19-17	21	14	242 (24.2)
	Opp	---	10	29	389	75	2956	0	39.4	31	462	15.0	32	681	21.2	0	30-26	16	5	158 (15.8)
1970	UTEP	6-4-0	10	13	131	55	2183	0	39.0	29	407	14.0	25	516	20.6	0	25-19	18	10	263 (26.3)
	Opp	---	10	20	272	66	2485	1	37.7	16	223	14.0	52	1212	23.3	0	31-28	10	4	236 (23.6)
1971	UTEP	5-6-0	11	23	193	71	2879	1	40.5	31	186	6.0	32	705	22.0	0	20-19	14	5	166 (15.1)
	Opp	---	11	15	145	58	2254	0	38.9	41	368	9.0	28	591	21.1	0	23-20	17	7	217 (19.7)
1972	UTEP	2-8-0	10	10	142	58	2351	1	40.5	11	138	12.5	40	814	20.4	0	20-15	7	1	182 (18.2)
	Opp	---	10	12	118	44	1699	0	38.5	34	369	10.9	30	738	24.6	1	46-44	12	5	345 (34.5)
1973	UTEP	0-11-0	11	6	31	87	3570	0	41.0	11	48	4.4	65	1309	20.1	0	14-12	19	10	142 (12.9)
	Opp	---	11	27	437	43	1858	0	43.2	41	608	14.8	28	638	22.8	1	71-61	13	7	544 (49.5)
1974	UTEP	4-7-0	11	8	127	75	3079	0	41.1	24	192	8.0	43	770	17.9	0	31-28	14	6	246 (22.4)
	Opp	---	11	15	96	61	2419	0	39.7	37	306	8.3	39	835	21.4	0	35-33	17	11	298 (27.1)
1975	UTEP	1-10-0	11	10	166	79	3244	1	41.1	23	74	3.2	37	629	17.0	0	8-8	21	11	109 (9.9)
	Opp	---	11	16	270	64	2555	0	39.9	43	512	11.9	24	549	22.9	0	35-31	17	10	281 (25.5)
1976	UTEP	1-11-0	12	7	61	73	2834	1	38.8	26	131	5.0	38	641	16.9	0	18-13	17	9	172 (14.3)
	Opp	---	12	17	325	67	2528	0	37.7	25	259	10.4	35	740	21.1	0	46-43	18	9	356 (29.7)
1977	UTEP	1-10-0	11	9	91	83	3275	4	39.4	13	58	4.4	49	751	15.3	0	19-16	16	8	168 (13.3)
	Opp	---	11	29	502	52	1985	0	38.1	42	372	8.8	24	490	20.4	0	59-51	18	8	469 (42.6)
1978	UTEP	1-11-0	12	13	199	88	3522	2	40.0	16	88	5.5	51	908	17.8	0	19-13	6	2	151 (12.6)
	Opp	---	12	24	251	52	1980	0	38.0	47	483	10.2	17	361	21.2	0	52-49	21	13	424 (35.3)
1979	UTEP	2-9-0	11	9	86	86	3542	2	41.2	22	197	9.0	31	581	18.7	0	13-11	12	5	106 (9.6)
	Opp	---	11	16	164	67	2576	1	38.5	37	367	9.9	20	507	25.4	1	31-31	20	11	266 (24.2)
1980	UTEP	1-11-0	12	17	246	93	3759	1	40.4	32	257	8.1	45	759	16.7	0	19-17	8	2	143 (11.9)
	Opp	---	12	18	221	59	2418	0	43.7	35	324	9.2	24	645	26.8	1	52-44	16	10	424 (35.3)
1981	UTEP	1-10-0	11	11	80	87	3593	0	41.2	18	104	5.7	37	741	20.1	0	14-13	11	7	146 (13.3)
	Opp	---	11	19	207	56	2275	0	40.6	33	219	6.6	24	624	26.0	0	60-55	15		



YEAR-BY-YEAR TEAM STATS

Year	Team	Record	INTERCEPTIONS			PUNTS			PUNT RETURNS			KICKOFF RETURNS			SCORING					
			G	No	Yards	No	Yds	BK	Avg	No	Yds	Avg	No	Yds	Avg	TD	PAT-M	FGA	FGM	Points
1986	UTEP	4-8-0	12	16	158	62	2309	0	37.2	25	206	8.2	57	1013	17.8	0	36-33	16	10	315 (26.3)
	Opp	---	12	21	261	56	2079	2	37.1	28	222	7.9	30	624	20.8	0	42-38	25	17	388 (32.3)
1987	UTEP	7-4-0	11	12	117	62	2343	1	37.8	30	169	5.6	45	846	18.8	0	37-35	13	10	303 (27.5)
	Opp	---	11	24	161	66	2520	2	38.2	28	134	4.8	31	681	22.0	1	24-23	15	11	240 (21.8)
1988	UTEP	10-3-0	13	22	352	58	2432	0	41.9	37	283	7.7	35	672	19.2	0	48-48	27	25	427 (35.6)
	Opp	---	13	11	212	63	2547	4	40.4	25	117	4.7	47	872	18.6	0	25-24	20	11	255 (21.3)
1989	UTEP	2-10-0	12	19	232	78	3138	0	40.2	20	150	7.5	54	968	17.9	0	23-21	16	9	240 (20.0)
	Opp	---	12	23	186	48	2012	0	41.9	38	365	9.6	35	646	18.5	0	46-44	23	18	412 (34.3)
1990	UTEP	3-8-0	11	13	223	72	2790	1	38.8	31	212	6.8	50	979	19.6	2	19-16	16	11	191 (17.4)
	Opp	---	11	11	59	62	2421	0	39.0	30	241	8.0	32	597	18.7	0	41-40	22	16	342 (31.1)
1991	UTEP	4-7-1	11	13	166	67	2720	2	40.6	29	298	10.3	35	572	16.3	0	23-22	25	14	254 (23.1)
	Opp	---	11	8	23	65	2496	2	38.4	37	372	10.1	36	786	21.8	0	26-25	16	8	231 (21.0)
1992	UTEP	1-10-0	11	9	106	57	2482	0	43.5	13	72	5.5	45	922	20.5	0	26-26	9	8	254 (23.1)
	Opp	---	11	10	52	40	1619	3	40.5	33	465	14.1	35	736	21.0	0	45-44	19	14	386 (35.1)
1993	UTEP	1-11-0	12	13	85	65	2350	3	36.2	17	59	3.5	59	1171	19.8	2	24-22	13	11	223 (18.6)
	Opp	---	12	14	280	41	1692	0	41.3	26	182	7.0	29	751	25.9	0	56-55	15	12	449 (37.4)
1994	UTEP	3-7-1	11	11	76	66	2629	0	39.8	19	107	5.6	46	935	20.3	1	21-19	18	10	217 (19.7)
	Opp	---	11	12	97	43	1638	1	39.2	36	276	7.7	26	567	21.8	0	39-36	23	17	359 (32.6)
1995	UTEP	2-10-0	12	8	51	68	2689	2	39.5	21	132	6.3	56	1157	20.7	1	29-29	11	6	263 (21.9)
	Opp	---	12	17	245	45	1656	2	36.8	41	429	10.5	31	892	28.8	2	58-58	15	10	486 (40.5)
1996	UTEP	2-9-0	11	8	201	73	2808	2	38.5	19	120	6.3	30	819	27.3	1	19-18	14	9	183 (16.6)
	Opp	---	11	13	264	54	2168	0	40.1	39	370	9.5	31	779	25.1	2	34-33	26	19	314 (28.5)
1997	UTEP	4-7-0	11	10	170	65	2494	2	38.4	27	241	8.9	33	622	18.8	0	19-18	19	8	162 (14.7)
	Opp	---	11	15	171	51	2114	0	41.5	37	441	11.9	28	605	21.6	0	38-36	17	9	311 (28.3)
1998	UTEP	3-8-0	11	11	169	61	2357	1	38.6	23	214	9.3	42	787	18.7	0	21-19	20	15	226 (20.5)
	Opp	---	11	10	5	48	2063	1	43.0	28	348	12.4	31	601	19.4	0	27-27	30	20	303 (27.5)
1999	UTEP	5-7-0	12	15	196	66	2508	3	38.0	20	89	4.4	48	821	17.1	0	33-31	15	11	306 (25.5)
	Opp	---	12	17	291	56	2341	0	41.8	35	445	12.7	35	924	26.4	1	48-43	18	10	389 (32.4)
2000	UTEP	8-4-0	12	14	164	58	2295	1	39.6	32	196	6.1	37	578	15.6	0	43-40	18	13	355 (32.3)
	Opp	---	12	7	78	59	2403	1	40.7	32	313	9.8	43	750	17.4	0	36-34	12	8	298 (27.1)
2001	UTEP	2-9-0	11	12	108	68	2349	0	34.5	27	296	11.0	58	1303	22.5	2	28-27	10	6	235 (21.4)
	Opp	---	11	16	254	54	2001	1	37.1	31	274	8.8	38	778	20.5	0	47-44	15	12	414 (37.6)
2002	UTEP	2-10-0	12	10	109	75	2903	3	38.7	30	259	8.6	64	1265	19.8	0	28-28	12	8	220 (18.3)
	Opp	---	12	21	461	55	2157	1	39.2	33	422	12.8	38	956	25.2	1	68-64	18	9	511 (42.6)
2003	UTEP	2-11-0	13	11	190	73	3112	3	42.6	36	282	7.8	53	1220	23.0	0	37-36	18	8	288 (22.2)
	Opp	---	13	24	395	66	2574	3	39.0	36	386	10.7	40	882	22.0	0	62-59	30	19	498 (38.3)
2004	UTEP	8-4-0	12	18	295	64	2732	2	42.7	28	374	13.4	33	681	20.6	1	54-52	20	15	429 (35.8)
	Opp	---	12	18	235	74	2952	1	39.9	36	262	7.3	53	1076	20.3	1	36-33	20	12	301 (25.1)
2005	UTEP	8-4-0	12	14	285	45	1739	0	38.6	31	337	10.9	43	815	19.0	0	42-42	23	18	382 (31.8)
	Opp	---	12	20	202	68	2796	2	41.1	13	54	4.2	52	1034	19.9	0	36-36	18	15	311 (25.9)
2006	UTEP	5-7-0	12	15	112	51	1813	1	35.5	13	281	20.0	45	835	18.6	1	37-34	20	16	328 (27.3)
	Opp	---	12	17	124	43	1765	1	41.0	21	73	3.5	49	1107	22.6	0	43-41	23	16	375 (31.2)
2007	UTEP	4-8-0	12	18	422	58	2358	1	40.7	22	299	13.6	65	1327	20.4	0	46-44	20	17	403 (33.6)
	Opp	---	12	9	132	43	1828	0	42.5	26	205	7.9	49	1073	21.9	0	53-49	23	16	445 (37.1)
2008	UTEP	5-7-0	12	14	110	54	2218	3	41.1	13	88	6.8	67	1365	20.4	0	46-45	27	20	395 (32.9)
	Opp	---	12	9	87	38	1500	1	39.5	19	195	10.3	41	1102	26.9	2	57-54	17	10	444 (37.0)
2009	UTEP	4-8-0	12	11	198	52	2240	0	43.1	13	110	8.5	61	1304	21.4	0	41-39	18	13	358 (29.8)
	Opp	---	12	13	212	47	1967	0	41.9	16	213	13.3	58	1299	22.4	2	50-49	19	11	402 (33.5)
2010	UTEP	6-7-0	13	11	203	51	2300	0	45.1	25	321	12.8	60	1538	25.6	2	42-42	21	12	338 (26.0)
	Opp	---	13	14	141	54	2218	1	41.1	18	254	14.1	54	1217	22.5	1	45-43	17	12	357 (27.5)
2011	UTEP	5-7-0	12	12	169	48	2214	0	46.1	22	220	10.0	49	1291	26.3	0	39-35	24	14	319 (26.6)
	Opp	---	12	17	138	53	2123	2	40.1	22	150	6.8	41	964	23.5	1	45-45	17	11	364 (30.3)
2012	UTEP	3-9-0	12	7	20	66	2814	0	42.6	19	191	10.1	46	1096	23.8	2	28-26	18	10	254 (21.2)
	Opp	---	12	13	237	56	2280	2	40.7	21	65	3.1	23	472	20.5	1	44-43	21	12	357 (29.8)
2013	UTEP	2-10-0	12	3	0	67	2589	2	38.6	16	87	5.4	46	1130	24.6	2	32-32	15	7	261 (21.8)
	Opp	---	12	10	123	48	2005	0	41.8	22	104	4.7	30	659	22.0	0	59-59	13	11	472 (39.3)
2014	UTEP	7-6-0	13	11	138	71	2909	3	41.0	28	142	5.1	42	926	22.0	2	44-43	16	13	346 (26.6)
	Opp	---	13	6	110	62	2589	1	41.8	36	374	10.4	19	332	17.5	0	48-47	15	8	365 (28.1)
2015	UTEP	5-7-0	12	5	116	69	3003	0	43.5	18	149	8.3	41	809	19.7	0	26-23	19	15	248 (20.7)
	Opp	---	12	10	204	56	2570	0	45.9	29	276	9.5	24	521	21.7	0	50-48	19	13	395 (32.9)
2016	UTEP	4-8-0	12	6	47	63	2542	1	40.3	23	217	9.4	44	809	18.4	0	40-39	7	5	316 (26.3)
	Opp	---	12	8	165	50	2184	1	43.7	26	168	6.5	19	385	20.3	0	49-47	21	16	419 (34.9)
2017	UTEP	0-12-0	12	6	52	80	3502	1	43.8	14	54	3.9	36	777	21.6	0	18-19	7	3	141 (11.8)
	Opp	---	12	14																



AWARDS & HONORS

BORDER CONFERENCE AWARDS

COACH OF THE YEAR

YEAR	NAME
1954	Mike Brumbelow
1956	Mike Brumbelow

MOST VALUABLE PLAYER

YEAR	NAME
1952	Bobby Dirmeyer (off.)
1952	Dick Shinaut (off.)
1955	Jesse Whittenton (off.)

ALL-BORDER CONFERENCE

YEAR	NAME	POS.	TEAM
1935	Lionel "Red" Andrews	E	1st
1936	Lionel "Red" Andrews	E	1st
	Mike Balenti	HB	1st
	Odie Pierce	T	1st
	Pecos Wilkenfield	G	1st
1937	Ken Heineman	QB	1st
1938	Ken Heineman	QB	1st
	Riley Matheson	T	1st
	George Attel	G	2nd
	Barry Pennington	C	2nd
1939	George Attel	G	1st
	Ken Heineman	QB	1st
	Barry Pennington	C	1st
	Charles Williams	T	1st
	Morris Raney	E	2nd
1940	Russell Cotton	HB	1st
	Owen Price	QB	1st
	Gilbert Salcedo	HB	1st
1941	William Caver	G	1st
	Owen Price	HB	1st
1942	Fred Salem	E	1st
1946	Fred Wendt	QB	2nd
1947	Raymond Evans	T	1st
	Ernest Keily	G	1st
	Fred Wendt	HB	2nd
	Ed Smith	FB	2nd
1948	Raymond Evans	T	1st
	Ernest Keily	G	1st
	Fred Wendt	HB	1st
1949	James DeGroat	T	1st
	Wayne Hansen	C	1st
	Ernest Keily	G	1st
1950	Pug Gabrel	HB	1st
	Joe Holley	T	1st
	J.D. Partridge	E	1st
1952	Bobby Dirmeyer	DE	1st
	Dick Shinaut	QB	1st
1953	Harry Cantrell	G	1st
	Gene Odell	E	1st
	Clovis Riley	HB	2nd
	Dick Shinaut	QB	2nd
1954	John Howle	E	1st
	Jesse Whittenton	QB	1st
1955	John Howle	E	1st
	Lewis Singleton	T	1st
	Jesse Whittenton	QB	1st
1956	Bob Forrest	E	1st
	Ken George	G	1st
	Bob Laraba	QB	1st
	Don Maynard	HB	1st
	Keith Wharton	T	1st
1957	Dick Forrest	LE	1st
1959	John Young	G	1st

	Charles Bradshaw	FB	2nd
	John Furman	QB	2nd
	Larry Meeks	??	2nd
1960	Charles Bradshaw	FB	1st
	John Furman	QB	1st
	John Young	G	1st
	Lawrence Hudson	G	2nd
1961	John Furman	QB	1st
	Ralph Kennedy	E	1st
	John Young	G	1st

WAC AWARDS

COACH OF THE YEAR

YEAR	NAME
1974	Gil Bartosh
2000	Gary Nord

NEWCOMER OF THE YEAR

YEAR	NAME	POS.
1974	Bobby McKinley	QB
1987	Pat Hegarty	QB

DEFENSIVE PLAYER OF THE YEAR

YEAR	NAME	POS.
1983	Raymond Morris	LB
1993	Barron Wortham	LB
1999	Brian Young	DE
2004	Robert Rodriguez	LB

FRESHMAN OF THE YEAR

YEAR	NAME	POS.
1990	Barron Wortham	LB
2004	Quintin Demps	DB

ALL-WAC

YEAR	NAME	POS.	TEAM
1968	Grady Cavness	S	1st
	Brooks Dawson	QB	1st
	Wally Guilford	OG	1st
	Ron Jones	TE	1st
1969	Jim Pufish	CB	1st
	Ed Puishes	FL	1st
1970	Lewis Brooks	OG	1st
	Gene Mack	DE	1st
1971	Don Croft	MG	1st
	Tony Perea	LB	1st
1972	Tony Perea	LB	1st
	Greg Taylor	SE	1st
1973	LaFreddie Coleman	S	1st
	Bronko Belichesky	K	1st
1974	LaFreddie Coleman	CB	1st
	Brad Longnecker	TE	1st
	Mike Wasteneay	MG	1st
1975	Robert Elliott	RB	1st
1976	Robert Elliott	RB	1st
	Jim Lohmann	OL	1st
1977	Robert Elliott	RB	1st
	Bubba Garcia	WR	1st
1978	Eddie Forkaway	DB	1st
	Bubba Garcia	WR	1st
1979	Melvin Besses	DL	1st
1980	Delbert Thompson	RB	1st
1983	Raymond Morris	LB	1st
1984	Nikita Blair	LB	1st
1987	John Harvey	RB	1st
	James Spady	C	1st
	Joe Terry	LB	1st
1988	Chris Jacke	PK	1st

	Ken Sale	LB	1st
	James Spady	OL	1st
	Tony Tolbert	DL	1st
	Terry Walker	DB	1st
1989	Reggie Barrett	WR	1st
	Ken Sale	LB	1st
1991	Ricky Massey	DL	1st
	Darryl Moore	OL	1st
	Rob Sesich	C	1st
	O.T. Thomas	DB	1st
	Barron Wortham	LB	1st
1992	Ed Bunn	P	1st
	Barron Wortham	LB	1st
1993	Barron Wortham	LB	1st
	Marshall Young	PK	1st
1994	Marshall Young	PK	1st
1995	Micheal Comer	LB	1st
1996	Micheal Comer	LB	1st
	Best Ihegborow	DL	2nd
	Cedric Johnson	WR	2nd
	David Terrell	DB	2nd
1997	Halikilangi Muagututia	DB	1st
	Anwar White	OL	1st
	Jimmy Carpenter	WR	2nd
	Jason Smith	DL	2nd
	Brian Young	DL	2nd
1998	Ricky Bishop	PK	1st
	Brian Natkin	TE	1st
	Brian Young	DL	1st
	Jimmy Carpenter	WR	2nd
	Alan Gray	OT	2nd
1999	Carey Clayton	OL	1st
	Brian Natkin	TE	1st
	Paul Smith	RB	1st
	Brian Young	DL	1st
	Ricky Bishop	PK	2nd
	Lee Mays	WR	2nd
	Derek Walker	DB	2nd
	Robert Weathers	LB	2nd
2000	Glen Beard	P	1st
	Crance Clemons	DB	1st
	Menson Holloway	DL	1st
	Lee Mays	WR	1st
	Trey Merkens	LB	1st
	Brian Natkin	TE	1st
	Rocky Perez	QB	1st
	Ricky Bishop	PK	2nd
	Carey Clayton	OL	2nd
	Jeff Seeton	OL	2nd
	D.J. Walker	DB	2nd
2001	Lee Mays	WR	2nd
	D.J. Walker	DB	2nd
2002	D.J. Walker	DB	1st
2003	Trey Darilek	OL	1st
	Howard Jackson	RB	1st
	Bryce Benekos	P	2nd
	Robert Rodriguez	LB	2nd
2004	Bryce Benekos	P	1st
	Howard Jackson	RB	1st
	Chris Mineo	DL	1st
	Robert Rodriguez	LB	1st
	Adrian Ward	DB	1st
	Jayson Boyd	WR	2nd
	Jonas Crafts	TE	2nd
	Johnnie Lee Higgins, Jr.	WR	2nd
	Thomas Howard	LB	2nd
	Adrian Ward	DB	2nd



AWARDS & HONORS

CONFERENCE USA AWARDS

SPECIAL TEAMS PLAYER OF THE YEAR

YEAR	NAME	POS.
2006	Johnnie Lee Higgins, Jr.	KR/PR

ALL-FRESHMAN TEAM

YEAR	NAME	POS.
2005	Robbie Felix	OL
	James Olalekan	DL
2006	Braxton Amy	DB
2007	Kyle Petersen	P
	Trevor Vittatoo	QB
2008	Bernard Obi	DL
	Jamie Irving	LB
2009	DeShawn Grayson	DB
	Marlon McClure	KR
2010	Germard Reed	DL
2011	Eric Tomlinson	TE
	Jerel Watkins	OL
2012	Autrey Golden	RB/KR
2013	Aaron Jones	RB
2014	Alvin Jones	LB
	Derek Elmendorff	OL
	Will Hernandez	OL
2015	Michael Lewis	DB
	Cole Ford	TE
	Warren Redix	PR
2016	Greg Long	OL
	Chris Richardson	DL
	Justin Rogers	DB
	Jayson VanHook	LB
2017	Trace Mascorro	DL
2019	Praise Amaewhule	DE
	Tanner Boston	LS
2020	Deion Hankins	RB
	Jeremiah Byers	OL
2022	Ilijah Johnson	DB

ALL-CONFERENCE USA

YEAR	NAME	POS.	TEAM
2005	Jose Garcia	OL	2nd
	Johnnie Lee Higgins, Jr.	WR	2nd
	Johnnie Lee Higgins, Jr.	PR	2nd
	Josh House	OL	2nd
	Thomas Howard	LB	2nd
	Jeremy Jones	LB	2nd
	Alex Obomese	DL	2nd
	Jordan Palmer	QB	2nd
	Tyler Ebell	RB	3rd
	Chris Francies	WR	3rd
	Troy Collavo	LB	3rd
2006	Johnnie Lee Higgins, Jr.	WR	1st
	Troy Collavo	LB	1st
	Quintin Demps	DB	1st
	Reagan Schneider	PK	1st
	Johnnie Lee Higgins, Jr.	KR	1st
	Aaron King	LS	1st
	Johnnie Lee Higgins, Jr.	PR	2nd
	Jordan Palmer	QB	3rd
	Alex Obomese	DL	3rd
2007	Oniel Cousins	OL	1st
	Quintin Demps	DB	1st
	Jose Martinez	PK	1st
	Jeff Moturi	WR	1st
	Quintin Demps	PR	2nd

	Jeremy Jones	LB	2nd
2008	Robby Felix	OL	1st
	Josh Ferguson	PR	2nd
	Jose Martinez	PK	1st
	Adam Vincent	LB	1st
2009	Mike Aguayo	OL	1st
	Donald Buckram	RB	1st
	Da'Mon Cromartie-Smith	DB	1st
2010	Rod Huntley	OL	2nd
	Travaun Nixon	DB	2nd
2011	Matt Camilli	LS	1st
	Ian Campbell	P	2nd
2012	Ian Campbell	P	2nd
2013	Autrey Golden	KR	2nd
2014	Autrey Golden	KR	2nd
	Aaron Jones	RB	2nd
	Jerel Watkins	OL	2nd
2016	Will Hernandez	OL	1st
	Aaron Jones	RB	1st
	Hayden Plinke	TE	1st
	Alvin Jones	LB	2nd
2017	Will Hernandez	OL	1st
2018	A.J. Hotchkins	LB	2nd
2019	Denzel Chukwukelu	DE	2nd
	Derron Gatewood	OL	2nd
2020	Praise Amaewhule	DE	2nd
	Jacob Cowing	WR	2nd
2021	Praise Amaewhule	DE	1st
	Jacob Cowing	WR	1st
	Breon Hayward	LB	2nd
2022	Gavin Baechle	K	1st
	Jeremiah Byers	OL	1st
	Jadrian Taylor	DE	1st
	Praise Amaewhule	DE	2nd
	Deion Hankins	RB	2nd
	Tyrice Knight	LB	2nd
	Angelo Tejada	LS	2nd

ACADEMIC AWARDS

ACADEMIC ALL-WAC

YEAR	NAME
1973	Randy Foster
1974	Hal Barnett
	Rick Parr
	Gary Payne
1975	Hal Barnett
	Mike Black
	Wade Bradford
	Ray Holt
1976	Dean Alcorn
	Hal Barnett
	Wade Bradford
1978	Eddie Forkerway
	Frank Jarzombek
	Rich Hillebrand
1986	Arnie Adkinson
	Sean Kugler
1987	Arnie Adkison
	Hugo Castellanos
	Sean Kugler
1988	Pat Hegarty
	Chris Jacke
	O.T. Thomas
1989	Daron Adkison
	Dennis Austin

	Marvin Hill
	Raymond Hill
	Clarence Seay
	Rob Sesich
	O.T. Thomas
1990	Daron Adkison
	Dennis Austin
	Rob Sesich
1992	Dennis Austin
1995	Ray Bailie
1997	Ricky Bishop
	Matt Kennedy
	Chris Porter
1998	Ricky Bishop
	Leif Larsen
	Derek Walker
1999	Ricky Bishop
	Leif Larsen
	David Montoya
	Derek Walker
2000	Ricky Bishop
	David Montoya
	Chris Porter
	Derek Walker
2001	Bryce Benekos
	Matt Elwood
	Chris Porter
2002	Bryce Benekos
	Matt Elwood
	Miguel Perez
2003	Bryce Benekos
	Matt Elwood
	Tevita Fifita
	Reagan Schneider
2004	Bryce Benekos
	Matt Elwood
	Brian Givens
	James Morris
	Reagan Schneider

CONFERENCE USA ALL-ACADEMIC TEAM

YEAR	NAME
2006	Reagan Schneider
2007	Lorne Sam
2008	Cameron Raschke
2009	Greg Hiett
	Cameron Raschke
	Jeremy Springer
2011	Jeremy Springer
2012	Jordan Leslie
2014	Wesley Miller
2016	John De LaRosa
2019	Treyvon Hughes
2022	Reynaldo Flores
	Ty'Reke James

NATIONAL ACADEMIC AWARDS

CAPITOL ONE ACADEMIC ALL-AMERICA

YEAR	NAME	TEAM
2014	Wesley Miller	2nd

CAPITOL ONE ACADEMIC ALL-DISTRICT

YEAR	NAME	TEAM
2011	Jeremy Springer	1st
2014	Wesley Miller	1st

T POSTSEASON ALL-STAR GAMES

BLUE-GRAY CLASSIC

NAME	POS.	YEAR
Ken Heineman	QB	1939
Russell Cotton	HB	1940
Don Maynard	HB	1957
Greg Benefield	C	1981
Don Sommer	OG	1985
Joe MacEsler	OT	1986
Paul Smith	RB	1999

HULA BOWL

NAME	POS.	YEAR
John Harvey	RB	1989
Barron Wortham	LB	1994
Marshall Young	PK	1996
Mike Deal	OL	1999
Brian Young	DE	2000
Tyler Ebell	RB	2006
Zach West	DL	2007
Marcus Thomas	RB	2008

EAST-WEST SHRINE BOWL

NAME	POS.	YEAR
Chris Jacke	PK	1989
Rob Sesich	C	1992
Menson Holloway	DE	2001
Brian Natkin	TE	2001
Robert Rodriguez	LB	2005
Aaron King	LS	2007
Marcus Thomas	RB	2008

SENIOR BOWL

NAME	POS.	YEAR
Fred Carr	LB	1968
Reggie Barrett	WR	1991
Keith Powe	LB	1991
Toraino Singleton	RB	1996
Brian Natkin	TE	2001
Thomas Howard	LB	2006
Jordan Palmer	QB	2007
Johnnie Lee Higgins, Jr.	WR	2007
Oniel Cousins	OL	2008
Quintin Demps	DB	2008
Will Hernandez	OL	2018

NFLPA BOWL

NAME	POS.	YEAR
Jameill Showers	QB	2014
Eric Tomlinson	TE	2014
Hayden Plinke	TE	2017
Nick Usher	TE	2017
A.J. Hotchkins	LB	2018
David Lucero	TE	2018

GRIDIRON CLASSIC

NAME	POS.	YEAR
Brian Young	DE	2000
Lee Mays	WR	2002
Lawrence Norman	OT	2002
Trey Darilek	OT	2004

TEXAS VS. THE NATION

NAME	POS.	YEAR
Troy Collavo	LB	2007
Aaron King	LS	2007
Alex Obomese	DL	2007
Daniel Robinson	WR	2007
Reagan Schneider	PK	2007
Bryant Tisdale	DB	2007
Joe Ward	DL	2007
Zach West	DL	2007
Jeremy Jones	LB	2008
Jake Sears	TE	2008
Joe West	WR	2008
Jamar Hunt	TE	2009
Jose Martinez	PK	2009
Mike Aguayo	OL	2010
Cornelius Brown	DB	2010
Da'Mon Cromartie-Smith	DB	2010
Jeff Moturi	WR	2010
Kris Adams	WR	2011

GRIDIRON SHOWCASE


NAME	POS.	YEAR
Alvin Jones	LB	2018
Logan Tulley-Tillman	OL	2018

TROPICAL BOWL

NAME	POS.	YEAR
Darta Lee	OL	2022
Quadraiz Wadley	RB	2022



T CONSENSUS ALL-AMERICANS



ED BUNN

Punter | 6-2 | 181

1990-91

West Lake Village, Calif.

Ed Bunn was the first Miner to earn consensus All-America honors, when he led the nation in punting in 1992. That season Bunn averaged 47.7 yards per punt after punting 41 times for 1,955 yards. He missed the last two games of the season with an injury, but still captured All-America honors from Walter Camp, Football News and the Associated Press. He became the third Miner to lead the nation in punting, joining Owen Price (1940) and Fred Wendt (1946). Bunn played just two seasons for the Miners, recording the second-highest career punting average in program history (44.5). He also boomed two of the 10 longest punts in school annals – 83 yards versus New Mexico (1991) and 73 yards versus BYU (1992).

CAREER STATISTICS

YEAR	G	PUNTS	YARDS	AVG	LNG	BK	IN20
1991	12	63	2,675	42.46	83	2	21
1992	10	41	1,955	47.68	73	0	19
Totals	22	104	4,630	44.52	83	2	40



BRIAN NATKIN

Tight End | 6-4 | 245

1997-2000

San Antonio, Texas

Brian Natkin became UTEP's second consensus All-American and first unanimous All-American in 2000. Natkin was selected first team All-America eight times in 2000. He led all tight ends nationally in receptions (64) and yards (787), while converting 46 receptions (71.4 percent) for first downs that season. He was a semifinalist for the Mackey Award, given to the nation's top tight end. Natkin also earned honorable mention All-America honors in 1998, after notching 34 catches for 362 yards. He closed out his career with 172 catches for 1,934 yards and 11 touchdowns.

CAREER STATISTICS

YEAR	G	REC	YARDS	AVG	TD	LG	AVG/G
1997	11	15	137	9.13	0	17	12.45
1998	11	34	362	10.65	3	45	32.91
1999	12	59	648	10.98	4	35	54.00
2000	11	64	787	12.30	4	27	71.55
Totals	45	172	1,934	11.24	11	45	42.98

T ALL-AMERICANS



WILL HERNANDEZ (2014-17)

LITTLE ALL-AMERICANS

- 1937 Ken Heineman, QB (NEA[^], Collyer's[^])
- 1938 Ken Heineman, QB (NBC¹, NEA², Collyer's[^], AP[^])
- 1939 Ken Heineman, QB (NBC¹, NEA¹, Collyer's², AP²)
- Barry Pennington, C (AP[^])
- 1940 Owen Price, QB (Life¹, NBC¹, NEA[^], Collyer's[^], AP[^])
- 1941 Owen Price, QB (Life¹, NBC¹, NEA¹, Collyer's¹, AP²)
- 1947 Fred Wendt, HB (UPI[^], AP[^])
- 1948 Fred Wendt, HB (UPI¹, AP²)
- Raymond Evans, T (AP¹)
- Ernest Keily, G (AP²)
- 1949 Ernest Keily, G (AP¹)

ALL-AMERICANS

- 1957 Dick Forrest, E (AP[^])
- 1965 Chuck Hughes, WR (Sport Extra¹)
- Billy Stevens, QB (AP[^])
- 1967 Fred Carr, LB (Sporting News¹)
- Billy Stevens, QB (AP[^])
- Charlie West, DB (Sporting News¹)
- 1971 Tony Perea, LB (AP[^])
- 1973 LaFreddie Coleman, CB (AP[^])
- 1974 Mike Wastenev, NG (AP[^])
- 1986 Albert Williams, LB (AP[^])
- 1987 John Harvey, RB (AP[^])
- Joe Terry, DE (AP[^])
- 1988 Chris Jacke, PK (FWAA¹)
- Tony Tolbert, DE (AP[^])
- 1992 Ed Bunn, P (AP¹, Walter Camp¹, Football News¹)
- 1993 Barron Wortham, LB (FWAA¹, AP²)
- 1998 Brian Natkin, TE (Football News[^])
- 2000 Brian Natkin, TE (AP¹, Sporting News¹, AFCA¹, FWAA¹, Walter Camp¹ Football News¹, Rivals.com¹)
- Lee Mays, WR (Football News[^])
- 2006 Johnnie Lee Higgins, Jr., WR/PR (AFCA¹, AP², CollegeFootballNews.com²)
- 2007 Quintin Demps, DB (SI.com[^])

- 2008 Jose Martinez, PK (Rivals.com³)
- 2016 Will Hernandez, OL (AP², FOX Sports²)
- Aaron Jones, RB (AP³)
- 2017 Will Hernandez, OL (Pro Football Focus¹, USA Today¹, AP², Athlon's², CBS Sports², SI.com², The Athletic², Phil Steele Publications⁴, SB Nation[^])

Legend
¹- First Team. ²-Second Team. ³-Third Team. ⁴-Fourth Team.
[^]-Honorable Mention.
 AFCA: American Football Coaches' Association.
 AP: Associated Press.
 Collyer's: Collyer's News Service.
 FWAA: Football Writers' Association of America.
 Life: Life Magazine.
 NBC: National Broadcasting Company.
 NEA: Newspaper Enterprise Association.
 Sports Extra: Detroit Sports Extra.

BY NUMBER

NO.	NAME	YEARS
1	Chris Jacke	1988
7	Lee Mays	2000
9	Quintin Demps	2007
13	Chuck Hughes	1965
14	Owen Price	1940-41
15	Billy Stevens	1965, 1967
17	Barry Pennington	1939
21	Johnnie Lee Higgins, Jr.	2006
22	John Harvey	1987
	Fred Wendt	1947-48
23	Ken Heineman	1937-39
29	Aaron Jones	2016
36	Tony Perea	1971
	Mike Wastenev	1974
40	Charlie West	1967
41	LaFreddie Coleman	1973
42	Bert Williams	1986
54	Ernest Keily	1948-49
56	Raymond Evans	1948
57	Barron Wortham	1993
76	Will Hernandez	2016-17
80	Dick Forrest	1957
85	Joe Terry	1987
87	Brian Natkin	1998, 2000
86	Fred Carr	1967
98	Tony Tolbert	1988

BY POSITION

NO.	NAME
Back	Ken Heineman
	Owen Price
	Fred Wendt
Center	Barry Pennington
Defensive Back	LaFreddie Coleman
	Quintin Demps
	Charlie West
Defensive End	Joe Terry
	Tony Tolbert
	Bert Williams
End	Dick Forrest
Flanker	Chuck Hughes
Guard	Will Hernandez
	Ernest Keily
Kicker	Chris Jacke
Linebacker	Fred Carr
	Tony Perea
	Barron Wortham
Nose Guard	Mike Wastenev
Quarterback	Billy Stevens
Tackle	Raymond Evans
Tailback	John Harvey
	Aaron Jones
Tight End	Brian Natkin
Punter	Ed Bunn
Wide Receiver	Johnnie Lee Higgins, Jr.
	Lee Mays

MINERS IN THE PROS

KRIS ADAMS - WR

TEAM	YEARS
Chicago (NFL)	2011
Minnesota (NFL)	2011
St. Louis (NFL)	2011
Indianapolis (NFL)	2012
N.Y. Giants (NFL)	2013
Winnipeg (CFL)	2015-17

MIKE AGUAYO - OL

TEAM	YEARS
Green Bay (NFL)	2010
Milwaukee (AFL1)	2011

GODWIN AKINDURO - LB

TEAM	YEARS
Dallas (NFL)	2005

ERIC ANDERSON - WR

TEAM	YEARS
Pittsburgh (NFL)	1986

LIONEL (RED) ANDREWS - HB

TEAM	YEARS
Columbus (AFL)	1938
Los Angeles Dons (AAFL)	1939-42

DAVE ATKINS - RB

TEAM	YEARS
San Francisco (NFL)	1973
Honolulu (WFL)	1974
San Diego (NFL)	1975

ELOY ATKINSON - OL

TEAM	YEARS
Tennessee (NFL)	2013

SHERMAN AUSTIN - RB

TEAM	YEARS
Amarillo (AFL2)	2005

RONALD AWATT - RB

TEAM	YEARS
San Francisco	2023-Pres.

VICTOR BAILEY - WR

TEAM	YEARS
Philadelphia (NFL)	1993-94
Kansas City (NFL)	1995-96

WALTER BALLARD - DT

TEAM	YEARS
Calgary (CFL)	1983-84
British Columbia (CFL)	1985-89

JOE BANYARD - RB

TEAM	YEARS
New Orleans (NFL)	2012
Minnesota (NFL)	2012-14
Jacksonville (NFL)	2015-16
Buffalo (NFL)	2017

REGGIE BARRETT - WR

TEAM	YEARS
Detroit (NFL)	1991-94
Seattle (NFL)	1995

KEVIN BELCHER - C

TEAM	YEARS
New York Giants (NFL)	1983-85
Oakland (NFL)	1985

DUSTIN BELL - DB

TEAM	YEARS
Tri-Cities (IDFL)	2010
Cleveland (AFL1)	2011-12
New Orleans (AFL1)	2013
Tri-Cities (IDFL)	2014-15

BRYCE BENEKOS - P

TEAM	YEARS
Green Bay (NFL)	2005

NIKITA BLAIR - LB

TEAM	YEARS
Minnesota (NFL)	1985

ANTWON BLAKE - DB

TEAM	YEARS
Jacksonville (NFL)	2012
Pittsburgh (NFL)	2013-15
Tennessee (NFL)	2016
N.Y. Giants (NFL)	2017

JAYSON BOYD - WR

TEAM	YEARS
Oakland (NFL)	2006

CORNELIUS BROWN - DB

TEAM	YEARS
Chicago (NFL)	2010
Indianapolis (NFL)	2010-11
Chicago (NFL)	2012
San Diego (NFL)	2013
QC Steamwheelers (CHFL)	2018

DONALD BUCKRAM - RB

TEAM	YEARS
Cleveland (NFL)	2011

ED BUNN - P

TEAM	YEARS
Washington (NFL)	1992

KEVIN CALDWELL - RB

TEAM	YEARS
Winnipeg (CFL)	1992

MATT CAMILLI - LS

TEAM	YEARS
Philadelphia (NFL)	2012

JIMMY CARPENTER - WR

TEAM	YEARS
Arizona (NFL)	1999

FRED CARR - LB

TEAM	YEARS
Green Bay (NFL)	1968-77

GRADY CAVNESS - DB

TEAM	YEARS
Denver (NFL)	1969
Atlanta (NFL)	1970
Winnipeg (CFL)	1971-73
British Columbia (CFL)	1974-78

BERNARD CHAPMAN - DB

TEAM	YEARS
Cleveland (NFL)	1972

MAURICE CHAVIS - DB

TEAM	YEARS
Tri Cities (IDFL)	2016-17

GENE CHILDS - FB

TEAM	YEARS
San Diego (NFL)	1970

CAREY CLAYTON - C

TEAM	YEARS
San Diego (NFL)	2001
Jacksonville (NFL)	2002
Amsterdam (NFL-Europe)	2003
Columbus (AFL1)	2004
Nashville (AFL1)	2005-07

ROBERT CLAYTON - OL

TEAM	YEARS
Austin (AFL1)	2005

GRANCE CLEMONS - CB

TEAM	YEARS
Detroit (NFL)	2002
Indianapolis (NFL)	2004
Ottawa (CFL)	2003-05
Calgary (CFL)	2006-08

MICHEAL COMER - LB

TEAM	YEARS
Arizona (NFL)	1997

RUSSELL COTTON - HB

TEAM	YEARS
Pittsburgh (NFL)	1941-42

ONIEL COUSINS - OL

TEAM	YEARS
Baltimore (NFL)	2008-10
Cleveland (NFL)	2011-13
Tampa Bay (NFL)	2014

JONAS CRAFTS - TE

TEAM	YEARS
Philadelphia (NFL)	2005

BRANDER CRAIGHEAD - OL

TEAM	YEARS
Calgary (CFL)	2014-15

DON CROFT - DT

TEAM	YEARS
Buffalo (NFL)	1972-75
Detroit (NFL)	1976
Saskatchewan (CFL)	1977

DA'MON CROMARTIE-SMITH - DB

TEAM	YEARS
Pittsburgh (NFL)	2010-13
Washington (NFL)	2014-15
Ottawa (CFL)	2015

GEORGE DANNEY - OG

TEAM	YEARS
Kansas City (NFL)	1968-77

TREY DARILEK - OG

TEAM	YEARS
Philadelphia (NFL)	2004-06
Miami (NFL)	2006
Dallas (NFL)	2007
Miami (NFL)	2008

JAMES DAVIDSON - LB

TEAM	YEARS
Cincinnati (NFL)	2014
New York Giants (NFL)	2014

FRED DEBERNARDO - DE

TEAM	YEARS
Kansas City (NFL)	1974

SIR JAMES DELGARDO - DB

TEAM	YEARS
Hamilton (CFL)	2007
British Columbia (CFL)	2008

QUINTIN DEMPS - DB

TEAM	YEARS
Philadelphia (NFL)	2008-09
Hartford (UFL)	2010
Houston (NFL)	2010-12
Kansas City (NFL)	2013
New York Giants (NFL)	2014
Houston (NFL)	2015-16
Chicago (NFL)	2017

WINSTON DIMEL - RB

TEAM	YEARS
Los Angeles	2020

JON DORENBOS - DS

TEAM	YEARS
Buffalo (NFL)	2003-05
Tennessee (NFL)	2005-06
Philadelphia (NFL)	2006-17

TYLER EBELL - RB

TEAM	YEARS
Edmonton (CFL)	2007, 2009
Toronto (CFL)	2008

MICHAEL EDWARDS - WR

TEAM	YEARS
Cleveland (NFL)	2013

GENE EPPS - DB

TEAM	YEARS
Washington (NFL)	1970

DARIUS ELLISON - DB

TEAM	YEARS
Wichita (AFL2)	2000-01
Roanoke (AFL2)	2001
Wilkes-Barre (AFL2)	2002
Oklahoma City (AFL2)	2002
Columbus (AFL2)	2003
Macon (AFL2)	2004
Birmingham (AFL2)	2004-05

T MINERS IN THE PROS

JIMMY EVANS - WR
TEAM **YEARS**
 Dallas (NFL) 1964
 New York Jets (NFL) 1964-66

JIM FABISH - DB
TEAM **YEARS**
 San Diego (NFL) 1970

ARIEL FAMILIGI - OT
TEAM **YEARS**
 Laredo (AFL2) 2004

ROBBY FELIX - C
TEAM **YEARS**
 Las Vegas (UFL) 2009
 Baltimore (NFL) 2009
 New York Jets (NFL) 2010

JAHMAL FENNER - DB
TEAM **YEARS**
 Amarillo (AFL2) 2006-07

JOSH FERGUSON - DB
TEAM **YEARS**
 Chicago (AFL1) 2010
 Spokane (AFL1) 2011-12
 Utah (AFL1) 2013
 San Antonio (AFL1) 2014
 Spokane (IDFL) 2016-17

GONZALO FLOYD - DE
TEAM **YEARS**
 Washington (NFL) 1994
 Jacksonville (NFL) 1995
 Calgary (CFL) 1995-96
 Hamilton (CFL) 1997-02
 Buffalo (AFL1) 2003

CHRIS FRANCIES - WR
TEAM **YEARS**
 Green Bay (NFL) 2006-08
 New Orleans (NFL) 2009
 San Francisco (NFL) 2009
 Utah (AFL1) 2010
 Georgia (AFL1) 2011

JOHN FURMAN - RB
TEAM **YEARS**
 Cleveland (NFL) 1962-63

BUBBA GARCIA - WR
TEAM **YEARS**
 Kansas City (NFL) 1980
 Denver (USFL) 1983

SAMMY GARZA - QB
TEAM **YEARS**
 St. Louis (NFL) 1987
 Phoenix (NFL) 1988
 Winnipeg (CFL) 1989-94
 Ottawa (CFL) 1995

PAUL GIBSON - WR
TEAM **YEARS**
 Buffalo (NFL) 1972
 Green Bay (NFL) 1972

CLYDE GLOSSON - WR
TEAM **YEARS**
 Buffalo (NFL) 1970

KEONTA GOLSON - WR/DB
TEAM **YEARS**
 Tulsa (AFL2) 2001-02

DESHAWN GRAYSON - DB
TEAM **YEARS**
 Pittsburgh (NFL) 2013

LEON HARDEN - DB
TEAM **YEARS**
 Green Bay (NFL) 1969-70

WAYNE HANSEN - C
TEAM **YEARS**
 Chicago (NFL) 1950-59
 Dallas (NFL) 1960-62

JOHN HARVEY - RB
TEAM **YEARS**
 Tampa Bay (NFL) 1989-90
 Winnipeg (CFL) 1991-92

PAT HEGARTY - QB
TEAM **YEARS**
 Denver (NFL) 1989-90

KEN HEINEMAN - QB
TEAM **YEARS**
 Cleveland (NFL) 1940-41
 Brooklyn (NFL) 1942-44

WILL HERNANDEZ - OL
TEAM **YEARS**
 New York Giants (NFL) 2018-21
 Arizona Cardinals 2022-Pres.

MICHAEL HICKS - DB
TEAM **YEARS**
 Dallas (NFL) 1998
 Frankfurt (NFL-Europe) 1999
 New England (AFL1) 1999
 Toronto (AFL1) 2000-01

KARMUL HIGH
TEAM **YEARS**
 El Paso (IFL) 2004

ROD HUNTLEY
TEAM **YEARS**
 Minnesota (NFL) 2011

JOHNNIE LEE HIGGINS, JR. - WR
TEAM **YEARS**
 Oakland (NFL) 2007-10
 Philadelphia (NFL) 2011
 Virginia (UFL) 2012

GEORGE HILLARY - DE
TEAM **YEARS**
 Washington (NFL) 1945

MENSON HOLLOWAY - DE
TEAM **YEARS**
 San Francisco (NFL) 2001-02
 San Jose (AFL1) 2003
 New Orleans (AFL1) 2004

THOMAS HOWARD - LB
TEAM **YEARS**
 Oakland (NFL) 2006-10
 Cincinnati (NFL) 2011-13

CHUCK HUGHES - WR
TEAM **YEARS**
 Philadelphia (NFL) 1967-69
 Detroit (NFL) 1969-71

JAMAR HUNT - TE
TEAM **YEARS**
 Dallas (NFL) 2009



JON DORENBOS (2000-02)

MINERS IN THE PROS

IBOK IBOK - DL TEAM Bakersfield (AFL2)	YEARS 2007	DONAVON KEMP - WR TEAM Dallas (NFL)	YEARS 2012	JOE MACESKER - OT TEAM San Diego (NFL)	YEARS 1987	HORACE MILLER - LB TEAM Seattle (NFL) Carolina (NFL) Oakland (NFL) Baltimore (NFL)	YEARS 2014 2014 2014 2015
BEST IHEGBOROW - DL TEAM Arizona (NFL)	YEARS 1997	OLA KIMRIN - PK TEAM Rhein (NFL-Europe) Frankfurt (NFL-Europe) Dallas (NFL) Cologne (NFL-Europe) Washington (NFL) Tennessee (NFL) Rhein (NFL-Europe) Miami (NFL)	YEARS 2001 2001-02 2003 2004 2004 2005 2006 2006	JOSE MARTINEZ - K TEAM Milwaukee (AFL1) Chicago (AFL1) Iowa (AFL1) New Orleans (AFL1)	YEARS 2012 2013 2014 2014	WESLEY MILLER - DB TEAM Buffalo (NFL)	YEARS 2015
SULAIMAN ISMAIL - WR TEAM New York (AFL1)	YEARS 2001	AARON KING - LS TEAM Sacramento (UFL)	YEARS 2010-11	RILEY MATHESON - G TEAM Columbus (AFL) Cleveland Rams Detroit (NFL) Cleveland (NFL) Los Angeles Rams San Francisco (AAFC)	YEARS 1939 1939-42 1943 1944-46 1947 1948	TERRANCE MINOR - WR TEAM Laredo (AFL2)	YEARS 2004
CHRIS JACKE - PK TEAM Green Bay (NFL) Washington (NFL) Arizona (NFL)	YEARS 1989-96 1997 1998-99	JOEY KNAPP - TE TEAM Houston (NFL) Green Bay (NFL)	YEARS 2002 2003	DEMETRIOUS MAXIE - DT TEAM Baltimore (CLF) Montreal (CFL) Toronto (CFL) Albany (AFL1) Saskatchewan (CFL) Buffalo (NFL) Toronto (CFL) San Francisco (NFL) Calgary (CFL)	YEARS 1995 1996 1996-99 1999-00 2000-01 2002 2002 2004 2003-06	DARRYL MOORE - OG TEAM Washington (NFL) Tampa Bay (NFL) Amsterdam (NFL-Europe) Florida (AFL1) Milwaukee (AFL1)	YEARS 1992 1996 1997-98 1999-00 2000-01
EUGENE JACKSON - DE TEAM Cleveland (NFL)	YEARS 1968	SEAN KUGLER - OL TEAM Sacramento (WLAF)	YEARS 1991	HAYDEN MAYHEW - T TEAM Pittsburgh (NFL) Hawaiian (AFL2)	YEARS 2004 2004	RAYMOND MORRIS - LB TEAM Chicago (NFL)	YEARS 1987
HOWARD JACKSON - RB TEAM Detroit (NFL) Hamilton (CFL)	YEARS 2005 2005	CEDRICK LANG - TE TEAM Denver (NFL) Minnesota (NFL) Indianapolis (NFL)	YEARS 2017 2018-20 2021	DON MAYNARD - WR TEAM New York Giants (NFL) Hamilton (CFL) New York Jets (NFL) St. Louis (NFL)	YEARS 1958 1959 1960-72 1973	JEFF MOTURI - WR TEAM Green Bay (NFL) Dallas (NFL)	YEARS 2010 2010
ADRIAN JAMES - CB TEAM Spokane (IDFL) Ottawa (CFL)	YEARS 2016 2017	BOB LARABA - HB-LB TEAM Green Bay (NFL) San Diego (AFL)	YEARS 1959 1960-61	SCOT MAYNARD - WR TEAM San Francisco (NFL) Phoenix (NFL) Winnipeg Bluebombers (CFL)	YEARS 1987 1988 1990	HALAKILANGI MUAGUTUTIA - DB TEAM Toronto (CFL) Chicago (XFL) Mobile (AFL2) Chicago (AFL1) Las Vegas (AFL1) Central Valley (AFL2) Hawaiian (AFL2)	YEARS 1999 2001 2002 2002-03 2003 2004 2004
CEDRIC JOHNSON - WR TEAM Saskatchewan (CFL) Portland (AFL1) El Paso (IDFL)	YEARS 1997 1998 2009	LEIF LARSEN - DT TEAM Buffalo (NFL)	YEARS 2000-02	LEE MAYS - WR TEAM Pittsburgh (NFL)	YEARS 2002-06	VOLLEY MURPHY - WR TEAM Minnesota (NFL)	YEARS 1968
AARON JONES - RB TEAM Green Bay (NFL)	YEARS 2017-Pres.	DARRIN LAUFASA - FB TEAM Cincinnati (NFL)	YEARS 2017	BRIAN NATKIN - TE TEAM Tennessee (NFL) St. Louis (NFL)	YEARS 2001-02 2003	BRIAN NATKIN - TE TEAM Tennessee (NFL) St. Louis (NFL)	YEARS 2001-02 2003
ALVIN JONES - LB TEAM Baltimore (NFL)	YEARS 2018-19	DARTA LEE - LB TEAM Memphis (USFL)	YEARS 2023-Pres.	LEE MAYS - WR TEAM Pittsburgh (NFL)	YEARS 2002-06	NIK NEEDHAM - DB TEAM Miami (NFL)	YEARS 2019-Pres.
RON JONES - TE TEAM Green Bay (NFL)	YEARS 1969	LARRY LINNE - WR TEAM New England (NFL)	YEARS 1987-88	MATT MCKINNON - FB/LB TEAM Tulsa (AFL2)	YEARS 2005	ALEX OBOMESE - DL TEAM Dallas (NFL) Alabama (AAFL)	YEARS 2007 2008
SETH JOYNER - LB TEAM Philadelphia (NFL) Arizona (NFL) Green Bay (NFL) Denver (NFL)	YEARS 1986-93 1994-96 1997 1998	JIM LOHMANN - OT TEAM British Columbia (CFL) Chicago (USFL) Pittsburgh (USFL) San Antonio (USFL)	YEARS 1978-82 1983 1984 1985	TREY MERKENS - LB TEAM Atlanta (NFL) San Diego (AFL2) Laredo (AFL2)	YEARS 2001 2003 2004	HUMBERTO PADILLA - OL/DL TEAM Stockton (AFL2)	YEARS 2009
GARY KEITHLEY - QB TEAM St. Louis (NFL) Seattle (NFL) British Columbia (CFL)	YEARS 1973-75 1976 1977-78	RICKY LOPEZ - WR/DB TEAM Arizona (AFL1)	YEARS 1992-93				
GEORGE KELLY - DB TEAM Arizona (AFL1)	YEARS 2010						

T MINERS IN THE PROS

**TRES SULLIVAN - QB
TEAM** **YEARS**
Arizona (AFL1) 1995
Milwaukee (AFL1) 1996-97
Sacramento (AFL1) 1997

**DAVID SUTTON - WR
TEAM** **YEARS**
Miami (NFL) 2007

**DANNY TAYLOR - DB
TEAM** **YEARS**
Edmonton (CFL) 1998

**KENT TAYLOR - TE
TEAM** **YEARS**
Carolina (NFL) 2017

**JADRIAN TAYLOR - DE
TEAM** **YEARS**
Winnipeg (CFL) 2023
St. Louis (XFL) 2023-Pres.

**DAVID TERRELL - DB
TEAM** **YEARS**
Washington (NFL) 1998
Rhein (NFL-Europe) 1999
Washington (NFL) 2000-03
Oakland (NFL) 2004

**DREW THOMAS - DB
TEAM** **YEARS**
St. Louis (NFL) 2013

**MARCUS THOMAS - RB
TEAM** **YEARS**
San Diego (NFL) 2008
Cleveland (NFL) 2009
Denver (NFL) 2009

**DELBERT THOMPSON - RB
TEAM** **YEARS**
Kansas City (NFL) 1982

**BRYANT TISDALE - DB
TEAM** **YEARS**
Florida (AFL2) 2009

**TONY TOLBERT - DE
TEAM** **YEARS**
Dallas (NFL) 1989-98

**ERIC TOMLINSON - TE
TEAM** **YEARS**
Philadelphia (NFL) 2015
Houston (NFL) 2015-16, 2022
N.Y. Jets (NFL) 2016-19
New England (NFL) 2019
N.Y. Giants (NFL) 2020
Baltimore (NFL) 2020-21
Denver (NFL) 2022

**LOGAN TULEY-TILLMAN - OL
TEAM** **YEARS**
Memphis (AAF) 2019
DC (XFL) 2020

**NICK USHER - LB
TEAM** **YEARS**
Seattle (NFL) 2017
Edmonton (CFL) 2017-19
Montreal (CFL) 2021-Pres.

**TREVOR VITTATOE - QB
TEAM** **YEARS**
Chicago (NFL) 2011
Indianapolis (NFL) 2012

**BOB WALLACE - TE
TEAM** **YEARS**
Chicago Bears (NFL) 1968-71

**ADRIAN WARD - DB
TEAM** **YEARS**
Minnesota (NFL) 2005

**CLARENCE WARD - DB
TEAM** **YEARS**
Iowa (AFL1) 2011

**ERIC WASHINGTON - DB
TEAM** **YEARS**
St. Louis (NFL) 1972-73

**CHARLIE WEST - DB
TEAM** **YEARS**
Minnesota (NFL) 1968-74
Detroit (NFL) 1975-77
Denver (NFL) 1978-79

**JOE WEST - WR
TEAM** **YEARS**
Dallas (NFL) 2008
St. Louis (NFL) 2010
Calgary (CFL) 2012-17

**ZACH WEST - DL
TEAM** **YEARS**
New England (NFL) 2007
Cleveland (NFL) 2008

**JEFF WHITE - PK
TEAM** **YEARS**
New England (NFL) 1973

**PAUL WHITE - RB
TEAM** **YEARS**
St. Louis (NFL) 1970-71

**JESSE WHITTENTON - DB
TEAM** **YEARS**
Los Angeles Rams (NFL) 1956
Chicago Bears (NFL) 1957
Green Bay (NFL) 1958-64

**ALBERT WILLIAMS - LB
TEAM** **YEARS**
Pittsburgh (NFL) 1987
Winnipeg (CFL) 1988-91
San Antonio (WLAFL) 1992

**LARRY WILLIS - S
TEAM** **YEARS**
Washington (NFL) 1973

**DARREN WOODARD - DB
TEAM** **YEARS**
St. Louis (NFL) 2013
Arizona (NFL) 2014-15
Ottawa (CFL) 2016

**BARRON WORTHAM, LB
TEAM** **YEARS**
Houston (NFL) 1994-96
Tennessee (NFL) 1997-99
Dallas (NFL) 2000

**BRIAN YOUNG, DT
TEAM** **YEARS**
St. Louis Rams (NFL) 2000-03
New Orleans (NFL) 2004-09

**MARSHALL YOUNG - PK
TEAM** **YEARS**
Miami (NFL) 1999

LEGEND

AAFL – All-American Football League
AFL – American Football League
AFL1 – Arena Football League
AFL2 – Arena Football League 2
CFL – Canadian Football League
CHFL – Champions Indoor Football League
IDFL – Indoor Football League
IFL – Intense Football League
NFL – National Football League
NFL-Europe – NFL European League
USFL – United States Football League
UFL – United Football League
WFL – World Football League
WLAFL – World League of American Football



ROY ROBERTSON-HARRIS (2012-15)

T MINERS IN THE NFL

ATLANTA

NAME	POS	YEARS
Grady Cavness	DB	1970
Trey Merkens	LB	2001
Thurman Randle	OT	1968
Denver Samples	DT	1969
Mike Smith	DB	1988

ARIZONA

NAME	POS	YEARS
Jimmy Carpenter	WR	1999
Michael Comer	LB	1997
Sammy Garza	QB	1988
Will Hernandez	OL	2022-Present
Best Ihegborow	DL	1997
Chris Jacke	PK	1998-99
Seth Joyner	LB	1994-96
Scot Maynard	WR	1988
Darren Woodard	DB	2014-15

BALTIMORE

NAME	POS	YEARS
Oniel Cousins	OL	2008-10
Robby Felix	C	2009
Alvin Jones	LB	2018-19
Horace Miller	LB	2015
Eric Tomlinson	TE	2020-21

BROOKLYN

NAME	POS	YEARS
Ken Heineman	QB	1942-44

BUFFALO

NAME	POS	YEARS
Joe Banyard	RB	2017
Don Croft	DT	1972-75
Jon Dorenbos	DS	2003-06
Paul Gibson	WR	1972
Clyde Glosson	WR	1970
Leif Larsen	DT	2000-02
Wesley Miller	DB	2015
Jordan Palmer	QB	2014
Don Sommer	OT	1987

CAROLINA

NAME	POS	YEARS
Horace Miller	LB	2014

CHICAGO

NAME	POS	YEARS
Kris Adams	WR	2011
Cornelius Brown	DB	2010, '12
Quintin Demps	DB	2017
Wayne Hansen	C	1950-59
Raymond Morris	LB	1987
Jordan Palmer	QB	2013
Roy Robertson-Harris	DL	2016-20
Billy Stevens	QB	1970-71
Trevor Vittatoe	QB	2011
Bob Wallace	TE	1968-71
Jesse Whittenton	DB	1957

CINCINNATI

NAME	POS	YEARS
James Davidson	LB	2014
Thomas Howard	LB	2011-13
Darrin Laufasa	FB	2017-present
Jordan Palmer	QB	2008-11

CLEVELAND

NAME	POS	YEARS
Donald Buckram	RB	2011
Bernard Chapman	DB	1972
Oniel Cousins	OL	2011-13
Michael Edwards	WR	2013
John Furman	RB	1962-63
Ken Heineman	QB	1942-44
Eugene Jackson	DB	1968
Riley Matheson	G	'39-42, 44-46
Marcus Thomas	RB	2009
Zach West	DL	2008

DALLAS

NAME	POS	YEARS
Godwin Akinduro	LB	2011
Trey Darilek	OG	2007
Jimmy Evans	WR	1964
Wayne Hansen	C	1960-62
Michael Hicks	DB	1998
Jamar Hunt	TE	2009
Donavon Kemp	WR	2012
Ola Kimrin	PK	2003
Jeff Moturi	WR	2010
Alex Obomese	DL	2007
Jameill Showers	QB	2015-present
Tony Tolbert	DE	1989-98
Joe West	WR	2008
Barron Wortham	LB	2000

DENVER

NAME	POS	YEARS
Grady Cavness	DB	1969
Pat Hegarty	QB	1989-90
Seth Joyner	LB	1998
Cedrick Lang	TE	2017
Lorne Sam	WR	2008
Pete Shufelt	LB	1996
Paul Smith	RB	2007-08
Marcus Thomas	RB	2009
Eric Tomlinson	TE	2022
Charlie West	DB	1978-79

DETROIT

NAME	POS	YEARS
Reggie Barrett	WR	1991-94
Crance Clemons	CB	2002
Don Croft	DT	1976
Chuck Hughes	WR	1969-71
Howard Jackson	RB	2005
Riley Matheson	G	1943
Paul Smith	RB	2003-05
Charlie West	DB	1975-77

GREEN BAY

NAME	POS	YEARS
Mike Aguayo	OL	2010
Bryce Benekos	P	2005
Fred Carr	LB	1968-77
Chris Francies	WR	2006-08
Paul Gibson	WR	1972
Leon Harden	DB	1969-70
Chris Jacke	PK	1989-96
Aaron Jones	RB	2017-present
Ron Jones	TE	1968
Seth Joyner	LB	1997
Joey Knapp	TE	2003
Bob Laraba	HB-LB	1959
Jeff Moturi	WR	2010
Ed Smith	DB	1948-49
Billy Stevens	QB	1968-69
Jesse Whittenton	DB	1958-64

HOUSTON

NAME	POS	YEARS
Quintin Demps	DB	2010-12
		2015-16
Joey Knapp	TE	2002
Eric Tomlinson	TE	2015-16
		2022
Barron Wortham	LB	1994-96

INDIANAPOLIS

NAME	POS	YEARS
Kris Adams	WR	2012
Cornelius Brown	DB	2010-11
Crance Clemons	CB	2004
Trevor Vittatoe	QB	2012



T MINERS IN THE NFL

JACKSONVILLE

NAME	POS	YEARS
Joe Banyard	RB	2015-16
Antwon Blake	DB	2012
Carey Clayton	C	2002
Gonzalo Floyd	DE	1995
Jordan Palmer	QB	2012
Roy Robertson-Harris	DL	2021-Pr.

KANSAS CITY

NAME	POS	YEARS
Victor Bailey	WR	1995-96
George Daney	OG	1968-77
Fred DeBernardo	DE	1974
Quintin Demps	DB	2013
Bubba Garcia	WR	1980
Pete Shufelt	LB	1993-94
Delbert Thompson	RB	1982

LOS ANGELES (RAMS)

NAME	POS	YEARS
Riley Matheson	G	1947
Jesse Whittenton	DB	1956

MIAMI

NAME	POS	YEARS
Trey Darilek	OG	2006, '08
Ola Kimrin	PK	2006
Mike Smith	DB	1985-87
David Sutton	WR	2007
Brian Young	PK	1999
Nik Needham	DB	2019-Pr.

MINNESOTA

NAME	POS	YEARS
Kris Adams	WR	2011
Joe Banyard	RB	2012-14
Nikita Blair	LB	1985
Rod Huntley	OL	2011
Cedrick Lang	TE	2018
Adrian Ward	DB	2005
Charlie West	DB	1968-74

NEW ENGLAND

NAME	POS	YEARS
Larry Linne	WR	1987-88
Daniel Robinson	WR	2007
Eric Tomlinson	TE	2019
Zach West	DL	2007
Jeff White	PK	1973

NEW ORLEANS

NAME	POS	YEARS
Joe Banyard	RB	2012
Chris Francies	WR	2009
Pete Shufelt	LB	1993
Brian Young	DT	2004-09

NEW YORK (GIANTS)

NAME	POS	YEARS
Kris Adams	WR	2013
Kevin Belcher	C	1983-85
James Davidson	LB	2014
Quintin Demps	DB	2014
Will Hernandez	G	2018-21
Don Maynard	WR	1958
Pete Shufelt	LB	1994-95
Eric Tomlinson	TE	2019-20

NEW YORK (JETS)

NAME	POS	YEARS
Jimmy Evans	WR	1964-66
Robby Felix	C	2010
Don Maynard	WR	1960-72
Eric Tomlinson	TE	2016-18

OAKLAND

NAME	POS	YEARS
Kevin Belcher	C	1985
Jason Boyd	WR	2005
Johnnie Lee Higgins	WR	2007-10
Thomas Howard	LB	2006-10
Horace Miller	LB	2014
David Terrell	DB	2004
Eric Tomlinson	TE	2019

PHILADELPHIA

NAME	POS	YEARS
Victor Bailey	WR	1993-94
Matt Camilli	LS	2012
Jonas Crafts	TE	2005
Trey Darilek	OG	2004-06
Quintin Demps	DB	2008-09
Jon Dorenbos	DS	2006-17
Johnnie Lee Higgins	WR	2011
Chuck Hughes	WR	1967-69
Seth Joyner	LB	1986-93
Eric Tomlinson	TE	2015

PITTSBURGH

NAME	POS	YEARS
Eric Anderson	WR	1986
Antwon Blake	DB	2013-15
Russell Cotton	HB	1941-42
Da'Mon Cromartie Smith	DB	2010-13
DeShawn Grayson	DB	2013
Hayden Mayhew	T	1936-38
Lee Mays	WR	2002-06
Albert Williams	LB	1987

SAN DIEGO

NAME	POS	YEARS
Dave Atkins	RB	1975
Cornelius Brown	DB	2013
Gene Childs	FB	1970
Carey Clayton	C	2001
Jim Fabish	DB	1970
Joe MacEsler	OT	1987
Marcus Thomas	RB	2008

SAN FRANCISCO

NAME	POS	YEARS
Dave Atkins	RB	1973
Ronald Awatt	RB	2023-Pr.
Chris Francies	WR	2009
Menson Holloway	DE	2001-02
Demetrious Maxie	DT	2004
Scot Maynard	WR	1987
Pete Shufelt	LB	1993
Paul Smith	RB	2000-02

ST. LOUIS

NAME	POS	YEARS
Kris Adams	WR	2011
Sammy Garza	QB	1987
Gary Keithley	QB	1973-75
Don Maynard	WR	1973
Brian Natkin	TE	2003
Carlos Scott	C	1983-86
Paul Smith	RB	2006
Drew Thomas	DB	2013
Eric Washington	DB	1972-73
Joe West	WR	2010
Paul White	RB	1970-71
Darren Woodard	DB	2013
Brian Young	DT	2000-03

SEATTLE

NAME	POS	YEARS
Reggie Barrett	WR	1995
Gary Keithley	QB	1976
Horace Miller	LB	2014
Nick Usher	LB	2017

TAMPA BAY

NAME	POS	YEARS
Oniel Cousins	OL	2014
John Harvey	RB	1989-90
Darryl Moore	OG	1996
Keith Powe	DE	1994-96

TENNESSEE

NAME	POS	YEARS
Eloy Atkinson	OL	2013
Antwon Blake	DB	2016
Ola Kimrin	PK	2005
Volley Murphy	WR	1968
Brian Natkin	TE	2001-02
Jordan Palmer	QB	2014
Robert Rodriguez	LB	2005
Barron Wortham	LB	1997-99

WASHINGTON

NAME	POS	YEARS
Ed Bunn	P	1992
Da'Mon Cromartie Smith	DB	2014-15
Gene Epps	DB	1970
Gonzalo Floyd	DE	1994
George Hillary	E	1945
Chris Jacke	PK	1997
Ola Kimrin	PK	2004
Darryl Moore	OG	1992
Jordan Palmer	QB	2007
Reagan Schneider	PK	2007
Melvin Stephenson II	DB	2010
David Terrell	DB	1998, 2000-03
Larry Willis	S	1973



QUINTIN DEMPS (2004-07)

T MINER DRAFT PICKS

YEAR	ROUND	PICK	OVERALL	NAME	TEAM	POSITION
1940	6	-	-	Ken Heineman	Cleveland Rams	TB
1941	11	2	112	Russell Cotton	Pittsburgh Steelers	QB
	16	-	-	Gordon Wilson	Cleveland Rams	G
1942	17	-	-	Owen Price	New York Giants	QB
1945	22	-	-	Ray Evans	Cleveland Rams	OG
	25	10	282	George Hillary	Washington Redskins	E
1948	2	1	19	Ed Smith	Green Bay Packers	HB
1949	24	-	239	Bernie Smith	Chicago Bears	T
1950	4	-	44	Ernest Keily	Detroit Lions	G
	6	-	-	Wayne Hansen	Chicago Bears	LB
1956	5	-	-	Jesse Whittenton	Los Angeles Rams	DB
1957	9	2	109	Don Maynard	New York Giants	FL
1959	8	11	95	Bob Laraba	Green Bay Packers	QB
1962	3	2	26	John Furman	Cleveland Browns	QB
1963	18	14	252	Luis Hernandez	Green Bay Packers	G
1964	6	4	74	Jim Evans	New York Jets	WR
	7	5	47	Dick Week	Buffalo Bills	HB
1965	11	7	147	Louis James	Philadelphia Eagles	RB
1967	4	19	99	Chuck Hughes	Philadelphia Eagles	WR
	6	16	149	Bill Wilkerson	Buffalo Bills	DE
	11	12	275	Bill Brown	Washington Redskins	C
	17	24	443	David Lattin	Kansas City Chiefs	WR
1968	1	5	5	Fred Carr	Green Bay Packers	LB
	1	22	22	George Daney	Kansas City Chiefs	G
	2	-	33	Charlie West	Minnesota Vikings	DB
	2	-	46	Bob Wallace	Chicago Bears	WR
	3	17	67	Billy Stevens	Green Bay Packers	QB
	6	-	150	Thurman Randle	Philadelphia Eagles	-
	14	-	381	Steve Lewicke	Cincinnati Bengals	-
1969	2	10	36	Grady Cavness	Denver Broncos	DB
	2	17	43	Volley Murphy	Minnesota Vikings	WR
	2	20	46	Eugene Epps	Washington Redskins	DB
	6	4	134	Ron Jones	Green Bay Packers	TE
	11	12	272	Leon Harden	Green Bay Packers	DB
	12	3	289	Denver Samples	Atlanta Falcons	DT
1970	7	15	171	Jim Fabish	San Diego Chargers	DB
	7	26	182	Clyde Glosson	Kansas City Chiefs	WR
	9	6	214	Paul White	St. Louis Cardinals	RB
	11	4	264	Dennis Bramlett	Boston Patriots	T
	15	15	379	Eugene Childs	San Diego Chargers	RB
1971	7	24	180	Gene Mack	Minnesota Vikings	LB
	16	18	408	Dick Gibbs	New York Giants	TE



TONY TOLBERT (1986-88)

T MINER DRAFT PICKS

YEAR	ROUND	PICK	OVERALL	NAME	TEAM	POSITION
1972	5	11	115	Don Croft	Baltimore Colts	DT
	8	1	183	Paul Gibson	Buffalo Bills	WR
	10	4	238	Eric Washington	St. Louis Cardinals	DB
	11	22	282	Fred DeBernardi	Baltimore Colts	DE
	12	19	305	Bernard Chapman	Cleveland Browns	DB
	14	4	342	Jerome Kundich	Denver Broncos	G
	17	10	426	Bob Tackett	San Diego Chargers	T
1973	2	19	45	Gary Keithley	St. Louis Cardinals	QB
	8	19	201	Dave Atkins	San Francisco 49ers	RB
	13	15	327	Brooks West	Cincinnati Bengals	DT
1974	9	12	220	Harold Holton	Green Bay Packers	G
1980	6	9	147	Bubba Garcia	Kansas City Chiefs	WR
	11	26	303	John Singleton	San Diego Chargers	DE
1982	5	19	130	Del Thompson	Kansas City Chiefs	RB
	7	16	183	Joey Whitley	Green Bay Packers	DB
1983	6	13	153	Kevin Belcher	New York Giants	G
	7	16	184	Carlos Scott	St. Louis Cardinals	C
1985	4	7	91	Mike Smith	Miami Dolphins	DB
	8	2	198	Nikita Blair	Minnesota Vikings	LB
	9	7	231	Dave Toub	Philadelphia Eagles	C
1986	8	14	208	Seth Joyner	Philadelphia Eagles	LB
	9	17	238	Danny Taylor	Cleveland Browns	DB
	10	7	256	Don Sommer	Houston Oilers	T
1987	8	4	199	Joe MacEsker	San Diego Chargers	T
	8	21	216	Sammy Garza	Seattle Seahawks	QB
1989	4	1	85	Tony Tolbert	Dallas Cowboys	DE
	6	3	142	Chris Jacke	Green Bay Packers	K
	3	3	58	Reggie Barrett	Detroit Lions	WR
1992	8	28	224	Darryl Moore	Washington Redskins	G
1993	3	24	80	Ed Bunn	Washington Redskins	P
1994	6	33	194	Barron Wortham	Houston Oilers	LB
1998	7	2	191	David Terrell	Washington Redskins	CB
2000	5	3	132	Paul Smith	San Francisco 49ers	RB
	5	10	139	Brian Young	St. Louis Rams	DE
	6	28	194	Leif Larsen	Buffalo Bills	DT
2001	6	28	191	Menson Holloway	San Francisco 49ers	DT
2002	6	30	202	Lee Mays	Pittsburgh Steelers	WR
2004	4	35	131	Trey Darilek	Philadelphia Eagles	T
2005	7	5	219	Adrian Ward	Minnesota Vikings	DB
2006	2	6	38	Thomas Howard	Oakland Raiders	OLB
2007	3	36	99	Johnnie Lee Higgins, Jr.	Oakland Raiders	WR
	6	31	205	Jordan Palmer	Washington Redskins	QB
	3	36	99	Oniel Cousins	Baltimore Ravens	T
2008	4	18	117	Quintin Demps	Philadelphia Eagles	FS
	5	31	166	Marcus Thomas	Dallas Cowboys	RB
	5	36	182	Aaron Jones	Green Bay Packers	RB
2018	2	2	34	Will Hernandez	New York Giants	G



THOMAS HOWARD (2002-05)

T 1937 SUN BOWL

HARDIN SIMMONS	34
TEXAS COLLEGE OF MINES	6
KIDD FIELD (9,000) EL PASO, TEXAS JANUARY 1, 1937	

The Miners' first-ever bowl appearance was a disappointing one, as Hardin-Simmons rolled past Texas College of the Mines (as UTEP was known at the time), 34-6 at Kidd Field in the Second Annual Sun Bowl.


The Cowboys opened the game with Burns McKinney breaking loose on a 54-yard run. But the Muckers held their ground and staved off the HSU attack. The Cowboys were not held scoreless for long, as Si Addington swept around end for a 12-yard score on the first play following a blocked punt in the next series.

The Miners would respond in the second quarter when O.P. May hit Boyd Arnold with a swing pass that Arnold turned into a 45-yard touchdown. The extra point failed and HSU still led 7-6.

From then on it was all Hardin-Simmons, as the Cowboys scored 27 unanswered points, including touchdown runs by HSU All-Americans Ed Cherry and Pete Tyler to run away with the win.

The Miners were able to amass only 146 yards of total offense. Meanwhile the Cowboys rolled up 511 yards of total offense, including 421 on the ground.

HSU's Addington led all rushers with 142 yards on 16 carries, while Cherry ran for 83 yards and Tyler added 62. Brnas McKinney added another 61 yards on four carries, including a 54-yard jaunt in the first quarter. McKinney's efforts were limited by an injury in the first half.



RARE AERIAL SHOT OF KIDD FIELD DURING THE 1937 SEASON.



SCORING SUMMARY

	1ST	2ND	3RD	4TH	F
HARDIN SIMMONS	7	6	14	7	34
COLLEGE OF THE MINES	0	6	0	0	6

QTR TEAM SCORING PLAY

QTR	TEAM	SCORING PLAY
1st	HSU	Addington 13-yard run (Selfridge kick good)
2nd	TCM	Arnold 40-yard pass from May (kick failed)
2nd	HSU	Tyler 1-yard run (kick failed)
3rd	HSU	Cherry 1-yard run (Calloway kick)
3rd	HSU	Tyler 1-yard run (Selfridge kick)
4th	HSU	White 9-yard run (Hinrichs kick)

TEAM STATISTICS

	HSU	TCM
First Downs	21	8
Rushing Attempts-Yards	71-421	33-49
Passing Yards	90	97
Passes	7-18-2	7-23-3
Total Offense	89-511	56-146
Fumbles-Lost	1-1	4-1
Penalties-Yards	7-95	3-52
Punts-Yards	5-205	8-241
Punt Average	41.0	30.1
Punts Had Blocked	0	2
Punt Returns-Yards	2-0	1-44
Kickoff Returns-Yards	3-56	5-44

INDIVIDUAL LEADERS

Rushing	HSU: Addington 16-142; Cherry 19-83, 1 TD; Tyler 14-62, 2 TD; McKinney 4-61; Henrich 3-27; Mahuron 4-14; Raley 4-10; Emory 2-9; White 3-6, 1 TD; Boutwell 1-5; Frost 1-2. TCM: D. Balenti 7-30; Barrett 5-12; Perez 7-4; Hernandez 2-2; May 4-2; Moore 2-0; M. Balenti 6-(-1).
Passing	HSU: Emory 2-5-1, 34 yards; Raley 1-2-0, 22 yards; Tyler 3-10-1, 18 yards; Cherry 1-1-0, 12 yards. TCM: May 4-5-0, 54 yards; Barrett 3-9-1, 43 yards; Moore 0-5-0; D. Balenti 0-2-1, Perez 0-2-1.
Receiving	HSU: Fletcher 2-34; Addington 2-18; Yeary 1-22; Frost 1-8; Harris 1-8. TCM: Arnold 2-55; M. Balenti 1-15; Moore 1-13; Cashion 1-8; Perez 1-6; D. Balenti 1-0.
Interceptions	HSU: Boutwell, Tyler, Harris. TCM: Moore, Perez.

T 1949 SUN BOWL

WEST VIRGINIA 21

TEXAS COLLEGE OF MINES 12

**KIDD FIELD (13,000) | EL PASO, TEXAS
JANUARY 1, 1949**

West Virginia scored 21 unanswered points during the second and third quarter, and four Miner fumbles helped the Mountaineers to a 21-12 win over Texas College of the Mines in the 14th Annual Sun Bowl.

Pug Gabrel gave the Miners the lead just five seconds into the second quarter when he bowled over the goal line from a yard out. But the score seemed to energize the Mountaineers, who had been unable to get their offense on track in the first quarter.

West Virginia moved 83 yards in eight plays to take the lead at 7-6. Clarence Cox took in a 25-yard strike from Jimmy Walthall to score the go-ahead touchdown.

After the Miners punted to start the second half, West Virginia took the ball 51 yards for its second score. Jim Devonshire took the ball in from the 14 to make the score 14-6 in favor of the Mountaineers.

West Virginia's defense continued to stymie the Miners and the Mountaineer offense took advantage again, driving 57 yards for their third touchdown. Devonshire again took the ball across, this time from two yards out, making the score 21-6.

A late Fred Wendt 60-yard run closed the gap to 21-12, but fumbles ended a pair of other drives and dashed the Miners' hopes.

Wendt led the NCAA in rushing in 1948, racking up 1,570 yards to become the first 1,500-yard rusher in NCAA history.

Wendt finished the day with a game-high 92 yards on 15 carries. Devonshire led West Virginia with 78 yards on 14 carries to lead the Mountaineers.



SCORING SUMMARY

	1ST	2ND	3RD	4TH	F
WEST VIRGINIA	0	7	14	0	21
COLLEGE OF THE MINES	0	6	0	6	12

QTR	TEAM	SCORING PLAY
2nd	TCM	Gabrel 1 yard run (kick failed)
2nd	WV	Cox 25-yard pass from Walthall (Simmons kick)
3rd	WV	Devonshire 14-yard run (Simmons kick)
3rd	WV	Devonshire 3-yard run (Simmons kick)
4th	TCM	Wendt 60-yard run (kick failed)

TEAM STATISTICS

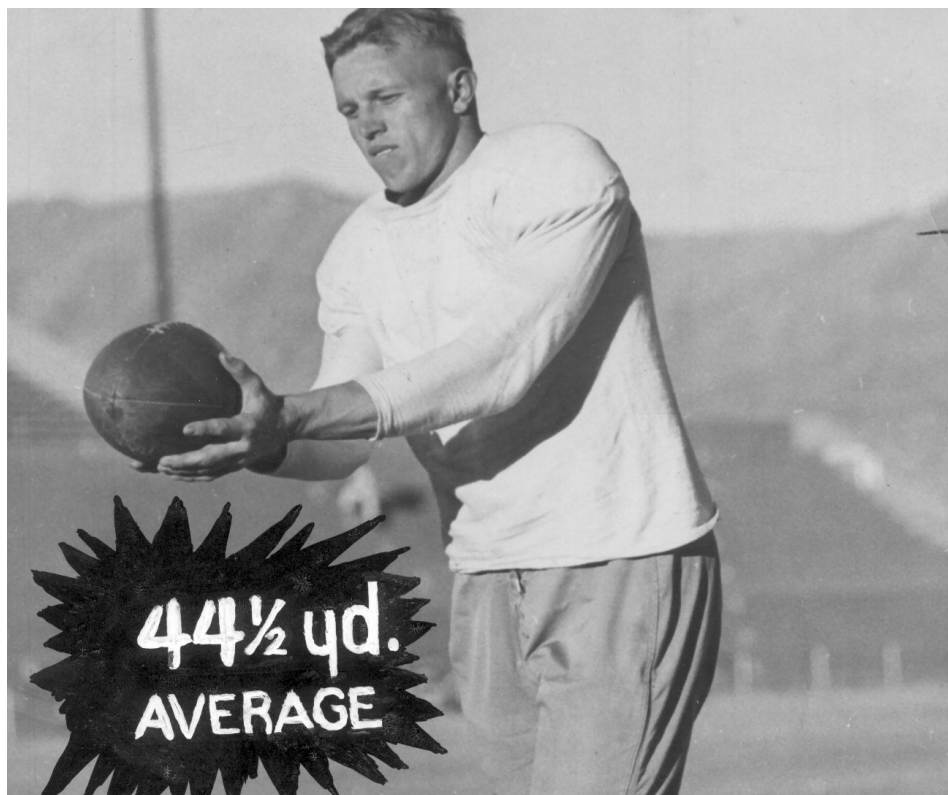
	WV	TCM
First Downs	13	12
Rushing Yards	183	245
Passing Yards	122	57
Passes	7-16-1	4-9-0
Total Offense	305	302
Fumbles-Lost	1-0	4-4
Penalties-Yards	6-50	3-25
Punts-Yards	9-243	5-213
Punt Average	27.0	42.5
Punt Returns-Yards	3-25	3-18
Kickoff Returns-Average	3-27	2-341

INDIVIDUAL LEADERS

Rushing wv: Devonshire 14-78, 2 TD; Murphy 2-31; Zinaich 11-27; Bonfili 11-24; Malyk 1-18, Walthall 1-8; Morton 7-7; Richmond 1-6; Allen 2-6; Fought 1-(-6).
TCM: Wendt 15-92; Fraser 9-91; Gabrel 18-71; Cargile 4-20; Bowden 3-1; Edmondson 1-0.

Passing WV: Walthall 7-16-1, 122 yards, 1 TD.
TCM: Bowden 4-9-0, 57 yards.

Receiving wv: Cox 2-45, 1 TD; Devonshire 2-17; Lester 3-60.
TCM: Bowden 2-30; Gabrel 2-27.



FRED WENDT MAY PUNT A LONG DISTANCE, BUT FANS WILL REMEMBER HIS 60-YARD SCORE IN THE GAME TO BECOME THE FIRST 1,500-YARD RUSHER IN NCAA HISTORY.

T 1950 SUN BOWL

TEXAS WESTERN	33
GEORGETOWN	20
KIDD FIELD (15,000) EL PASO, TEXAS JANUARY 2, 1950	

Texas Western, the national leader in rushing yards per game, ran for 348 yards on its way to a 33-20 win over Georgetown in the 15th Annual Sun Bowl.

The Miners shut down the Hoyas in the first half, taking a 13-0 lead into the locker room. They would extend that lead to 20-0 before Georgetown finally got on the board late in the third quarter.

Pug Gabrel raised the lead to 26-7 with his second touchdown of the day, a 19-yard jaunt.

The Hoyas came back when Harry Schmit hit Bob Deacon with a 14-yard strike early in the fourth quarter to cut the lead to 26-13. But Texas Western put the game away with a 51-yard touchdown run by Wayne Hansen.

Each team racked up over 300 yards of offense, as the Miners recorded 372 total yards and Georgetown amassed 308 yards. Most of the Miner yards came on the ground -- 348 yards on 59 carries -- while the Hoyas picked up 226 yards through the air.

Texas Western's Lee Cargile led all backs with 96 yards rushing, while Gabrel added 85. James Hammond and Button Fraser both topped 50 yards on the ground for the Miners.

Georgetown's Gus Fornaciari caught four passes on the day for 114 yards. He had one catch for 41 yards and a 54-yard touchdown reception in the final moments of the contest.



"PUG" GABREL POWERED HIS SQUAD PAST GEORGETOWN FOR THE MINERS' FIRST BOWL VICTORY IN PROGRAM HISTORY.

SCORING SUMMARY

	1ST	2ND	3RD	4TH	F
TEXAS WESTERN	0	13	7	13	33
GEORGETOWN	0	0	7	13	20

QTR	TEAM	SCORING PLAY
2nd	TWC	Chesak 1-yard run (kick failed)
2nd	TWC	Gabrel 1-yard run (Chesak pass from McWilliams)
3rd	TWC	Fraser 32-yard run (Davis kick)
3rd	GU	Kivas 3-yard run (Haesler kick)
4th	TWC	Gabrel 19-yard run (Davis kick)
4th	GU	Schmidt 14-yard pass from Deacon (kick failed)
4th	TWC	Hansen 51-yard kickoff return (Davis kick)
4th	GU	Fornaciari 54-yard pass from Deacon (Haesler kick)

TEAM STATISTICS

	GU	TWC
First Downs	13	14
Rushing Yards	40-82	59-348
Passing Yards	226	24
Passes	12-31-3	5-9-0
Total Offense	52-308	68-372
Fumbles/Lost	2-1	2-2
Penalties/Yards	7-65	11-95
Punts/Yards	10-330	5-180
Punt Average	33.0	36.0

INDIVIDUAL LEADERS

Rushing	GU: Conn 8-30; Kivas 8-20, 1 TD; Kitkowski 5-16; Preston 7-8; Barronowski 4-8; Mattingly 5-0; Deacon 2-0. TWC: Cargile 12-96; Gabrel 11-85, 2 TD; Hammond 8-57; Fraser 8-51; McCraw 6-33; Brewster 5-16; Campbell 4-10; Gooden 3-2; Williams 2-0.
Passing	GU: Mattingly 8-20--3, 118 yards; Deacon 4-11-0, 108 yards, 2 TD. TWC: Brewster 5-9-0, 24 yards.
Receiving	GU: Fornaciari 4-114; Conn 3-54; Nopping 4-22; Schmidt 1-14; Losh 1-11; Kivas 1-9; Kitkowski; 1-2. TWC: Campbell 2-17, Wilkinson 1-6, McCraw 1-1.

T 1954 SUN BOWL

TEXAS WESTERN	37
SOUTHERN MISS	14

**KIDD FIELD (9,500) | EL PASO, TEXAS
JANUARY 1, 1954**

The Miners went into the Sun Bowl as overwhelming underdogs to Southern Mississippi. But Texas Western stunned the 14-point favorite Golden Eagles and their fans by jumping out to a 30-0 lead in the first half of the 19th Annual Sun Bowl.

The Miners then held on for a 37-14 triumph to finish the season 8-2.

TWC quarterback Dick Shinaut was named outstanding player of the game. He threw two touchdown passes and kicked four extra points to amass 19 of the Miners' 37 points. He finished the day 11 of 17 passing for 158 yards.

Texas Western got on the board the second play of the game, when Clovis Riley darted 54 yards to the goal line where he was hit and fumbled. The ball was recovered in the end zone by TWC's John Howle for the Miner touchdown. The play was set up on a 48-yard kickoff return by Shinaut to open the game.


In the first period Shinaut executed a screen pass formation, tossing to Jessie Whittenton for 25 yards and a touchdown.

Shinaut threw a long aerial in the second quarter, hurling 44 yards to John Howle for another Texas Western touchdown.


Southern Miss scored a pair of touchdowns to draw within 16 points, but TWC's Riley dashed 43 yards for the final Miner score.

Riley had a big day rushing, which included the 54-yard non-scoring run in the first quarter and a 43-yard touchdown run in the third quarter. He finished the day with 112 yards rushing on just 12 carries.

The Miners overcame Southern Miss with a plan of attack on the ground and in the air. Texas Western amassed 245 rushing yards and 158 passing yards.



TOTAL TEAM EFFORT, AS TWC SOARED PAST FUTURE CONFERENCE USA FOE SOUTHERN MISS. IT WAS ALSO MIKE BRUMBELOW'S FIRST BOWL WIN AS HEAD COACH OF THE MINERS.



SCORING SUMMARY

	1ST	2ND	3RD	4TH	F
TEXAS WESTERN	14	16	7	0	37
SOUTHERN MISS	0	7	7	0	14

QTR	TEAM	SCORING PLAY
1st	TWC	Howle 1-yard fumble return (Shinaut kick)
1st	TWC	Whittenton 25-yard pass from Shinaut (Shinaut kick)
2nd	TWC	Shinaut 25-yard field goal
2nd	TWC	Howle 44-yard pass from Shinaut (Shinaut kick)
2nd	TWC	McCormick 2-yard run (kick failed)
2nd	USM	Wood 12-yard pass from Jarrell (McElroy kick)
3rd	USM	Smallwood 13-yard run (Davenport kick)
3rd	TWC	Riley 43-yard run (Shinaut kick)

TEAM STATISTICS

	USM	TWC
First Downs	13	15
Rushing Yards	166	245
Passing Yards	145	158
Passes	8-26-0	11-20-0
Total Offense	311	403
Fumbles/Lost	4-3	4-2
Penalties/Yards	3-13	4-40
Punts/Yards	4-112	5-140
Punt Average	28.0	28.0

INDIVIDUAL LEADERS

Rushing	USM: Pepper 14-57; McElroy 11-50; Smallwood 5-45; Mason 5-24. TWC: Riley 12-112; Coleman 2-39; McCormick 4-28; Shinaut 2-19.
Passing	USM: Jarrell 6-18-0, 134 yards, 1 TD; Davenport 1-8-0, 13 yards; Barfield 1-2-0, -2 yards. TWC: Shinaut 11-17-0, 158 yards 2 TD; Whittenton 0-2-0; Corbell 0-2-0.
Receiving	USM: Waters 3-76; Wood 4-52, 1 TD; McElroy 1-13. TWC: Howle 4-76, 1 TD; Odell 5-43; Whittenton 2-39, 1 TD.

T 1955 SUN BOWL

TEXAS WESTERN 37

FLORIDA STATE 20

**KIDD FIELD (14,000) | EL PASO, TEXAS
JANUARY 1, 1955**

The biggest single-half offensive explosion in Sun Bowl history led Texas Western to an easy 47-20 win over Florida State in the 20th edition of the game.

Jesse Whittenton provided most of the fireworks, tossing three touchdown passes and adding another pair of scores on the ground to earn Most Valuable Player honors. Whittenton got things going early, throwing a 56-yard bomb to Rusty Rutledge to tie the game at 7-7 after one quarter.

The second quarter was all Miners, as TWC scored 27 unanswered points in building a 34-7 halftime lead. Whittenton tossed a pair of scores, including Rutledge's second, and ran one in from seven yards out.

The Seminoles would score a pair of second half touchdowns, but couldn't get closer than 20 points.

Whittenton, who also kicked extra points, totaled 17 points. He was seven of 13 for 136 yards passing in the game. Bob Forrest scored a pair of touchdowns on runs of 45 and 11 yards, and had the play of the game when he picked up his own fumble on a kickoff and ran 95 yards to the FSU two-yard line.

Florida State's backfield included (current ESPN analyst) Lee Corso and Buddy Reynolds (a.k.a. actor Burt Reynolds). Corso set up FSU's first score on a 48-yard run to the Miner two-yard line. Corso left the game after just two carries for 50 yards when he collided with Forrest on a fumbled punt return.



SCORING SUMMARY

	1ST	2ND	3RD	4TH	F
FLORIDA STATE	7	0	6	7	20
TEXAS WESTERN	7	27	13	0	47

QTR	TEAM	SCORING PLAY
1st	FSU	Massey 1-yard run (Graham kick)
1st	TWC	Rutledge 56-yard pass from Whittenton (Whittenton kick)
2nd	TWC	Whittenton 7-yard run (kick failed)
2nd	TWC	B. Forrest 45-yard run (Whittenton kick)
2nd	TWC	B. Forrest 19-yard pass from Whittenton (Whittenton kick)
2nd	TWC	Rutledge 16-yard pass from Whittenton (Whittenton kick)
3rd	TWC	B. Forrest 11-yard run (Whittenton kick)
3rd	FSU	Feamster 45-yard pass from Swantic (kick blocked)
3rd	TWC	Whittenton 2-yard run (kick failed)
4th	FSU	Odom 16-yard pass from Massey (Graham kick)

TEAM STATISTICS

	FSU	TWC
First Downs	13	17
Rushing Yards	35-139	48-253
Passing Yards	155	149
Passes	12-21-2	8-15-0
Total Offense	56-294	63-402
Fumbles-Lost	3-2	2-2
Interceptions-Yards	0-0	2-3
Penalties	3-25	7-65
Punts Yards	6-160	4-176
Punt Average	26.6	44.0
Punts Returns-Yards	2-34	2-18
Kickoff Returns-Yards	8-145	4-180

INDIVIDUAL LEADERS

Rushing	TWC: Bob Forrest 5-72, 2 TD; Rutledge 6-56; Ward 5-31; Harman 6-25; Tevis 9-25; Coleman 2-14; Whittenton 8-13, 2 TD; Brown 4-7; Hedgecoke 1-5; Corbell 1-3; Settle 1-2. FSU: Corso 2-50; Reynolds 7-35; Prinzi 2-21; Metts 5-15; Graham 5-10; Swantic 4-8; Hoit 2-4; Griner 1-3; Massey 5(-2); Odom 2(-5).
Passing	TWC: Whittenton 7-13-0, 3 TD, 138 yards; Corbell 1-1-0, 11 yards. FSU: Massey 8-17-2, 1 TD, 107 yards; Swantic 1-2-0, 1 TD, 43 yards; Prinzi 1-1-0, 6 yards; Rodrique 1-1-0, minus-1 yard.
Receiving	TWC: Rutledge 3-88, 2 TD; Howle 2-35; Dick Forrest 1-19, 1 TD; Ward 1-11; Harman 1(-4). FSU: Feamster 4-68, 1 TD; Graham 1-27; Odom 2-21, 1 TD.



THE MINERS JUMPED OUT TO A 34-7 LEAD ON THE SEMINOLES, FORESHADOWING THE HALFTIME ENTERTAINMENT.

T 1957 SUN BOWL

GEORGE WASHINGTON	13
TEXAS WESTERN	0
KIDD FIELD (13,500) EL PASO, TEXAS	
JANUARY 1, 1957	

George Washington forced five Texas Western turnovers and took advantage of its opportunities in winning 13-0 in the 22nd Annual Sun Bowl.

The game marked the first shutout in a Sun Bowl since Southwestern University blanked the University of Mexico in 1945, 35-0.


The Miner defense was also strong in the game, but miscues by the offense led to both Colonial touchdowns. Twice the defense stopped the Colonials inside the 10-yard line, including a goal line stand at the six-inch line during the first quarter.

The tone of the game was set early when George Washington recovered a fumble on the Texas Western nine-yard line. However, the Miner defense stood its ground, thwarting a Colonial score.

Though the defense would keep the Colonials out of the end zone, George Washington would score soon after. A 30-yard strike from Ray Looney to Paul Thompson would be all the points the Colonials would need.

A Pete Spera three-yard run on the fourth play of the fourth quarter iced the game for George Washington. The shutout was the first against the Miners in 42 games.

Bo Austin, who was named the game's MVP, led all rushers with 98 yards on 18 carries. His biggest run of the day came on a 47-yard non-scoring scamper in the third quarter to set up Spera's touchdown.



SCORING SUMMARY

	1ST	2ND	3RD	4TH	F
GEORGE WASHINGTON	6	0	0	7	13
TEXAS WESTERN	0	0	0	0	0

QTR	TEAM	SCORING PLAY
1st	GWU	Thompson 30-yard pass from Looney (kick blocked)
4th	GWU	Spera 3-yard run (Spera kick)

TEAM STATISTICS

	GWU	TWC
First Downs	14	10
Rushing Yards	257	146
Passing Yards	61	22
Passes	4-9-0	3-16-3
Total Offense	318	168
Interceptions-Yards	3-35	0-0
Fumbles-Lost	3-2	3-3
Penalties-Yards	7-55	3-45
Punts-Yards	7-231	8-272
Punt Average	33.0	34.0
Kick Returns-Yards	1-18	3-68

INDIVIDUAL LEADERS

Rushing	GWU: Austin 18-98; Spera 9-47, 1 TD; Claypool 12-43; Looney 6-38; Sommer 8-2; Frulla 3-10. TWC: B. Forrest 14-49; Maynard 6-24; Harman 4-22; Bevers 6-18; Laraba 5-12; Ward 3-13; Coleman 4-10.
Passing	GWU: Looney 4-9-0, 61 yards, 1 TD. TWC: Laraba 1-9-2; B. Forrest 2-7-1, 22 yards.
Receiving	GWU: Thompson 3-46; Harman 1-15. TWC: Bevers 1-16; Watkins 1-8; D. Forrest 1-0.
INTs	GWU: Colna 1-13; Frulla 1-10, Claypool 1-12.



HEAD COACH MIKE BRUMBELOW LED THE MINERS TO THE 1957 SUN BOWL IN HIS LAST SEASON AT THE HELM.

T 1965 SUN BOWL

TEXAS WESTERN	13
TCU	12
SUN BOWL (27,450) EL PASO, TEXAS JANUARY 1, 1965	

TCU ran out to a 10-0 halftime lead but, led by Billy Stevens' arm and Joe Cook's foot, TWC came from behind to win the 31st Annual Sun Bowl.


TCU's Kent Nix got the Horned Frogs going in the second period, leading them to a 35-yard Bruce Alford field goal. TCU then took a 10-0 lead when Nix hooked up with David Smith on an 11-yard scoring pass.

Stevens, the second highest-rated passer in the nation during the 1965 season, threw for 208 yards on 21 completions.

He led off the second half with a 35-yard scoring hook-up to flanker Chuck Hughes, and the comeback was on. Texas Western then drove 70 yards to set up a 21-yard field goal by Cook, tying the game at 10-10.

A fumble late in the fourth quarter by the Frogs at their own 29-yard line gave the Miners good field position for the go-ahead score. Four plays later Cook booted his second field goal to give the Miners their first lead at 13-10.

The Frogs were shut down and nearly out in the second half, with their only score coming on a safety with 43 seconds left in the game. Stevens, who was named the C.M. Hendricks Most Valuable Player, took the snap from center and ran out of the end zone to make the final score 13-12.



XAVIER COULDN'T STOP FLANKER CHUCK HUGHES FROM SCORING A TOUCHDOWN EARLIER IN THE SEASON, AS TCU FOUND OUT THE HARD WAY.



SCORING SUMMARY

	1ST	2ND	3RD	4TH	F
TCU	0	10	0	2	12
TEXAS WESTERN	0	0	10	3	13

QTR	TEAM	SCORING PLAY
2nd	TCU	Alford 35-yard field goal
2nd	TCU	Smith 11-yard pass from Nix (Alford kick)
3rd	TWC	Hughes 35-yard pass from Stevens (Cook kick)
3rd	TWC	Cook 21-yard field goal
4th	TWC	Cook 18-yard field goal
4th	TCU	Stevens runs out of the end zone for a safety.

TEAM STATISTICS

	TCU	TWC
First Downs	18	14
Rushing Attempts-Yards	49-100	24-12
Passing Yards	148	208
Passes	15-28-3	21-34-3
Total Offense	77-248	58-220
Fumbles-Lost	4-3	2-0
Interceptions-Yards	3-10	2-27
Penalties	4-48	5-39
Punts-Yards	4-194	5-195
Punt Average	48.5	39.0
Punt Returns-Yards	3-32	3-45
Kickoff Returns-Yards	4-85	2-4

INDIVIDUAL LEADERS

Rushing TCU: Post 22-76, Landon 15-28, D. Smith 5-0, Nix 7-(-4).
TWC: Davis 14-41, Harrell 1-9, Yarbrough 1-1; Stevens 8-(-42).

Passing TCU: Nix 15-27-3, 148 yards; Landon 0-1-0, 0 yards.
TWC: Stevens 21-34-3-208.

Receiving TCU: Campbell 6-74; D. Smith 5-39, 1 TD; Ball 3-35; Post 1-9.
TWC: Hughes 7-115, 1 TD; Anderson 4-45; Wallace 6-28; Yarbrough 2-13; Harrell 1-13; Davis 1-(-6).

T 1967 SUN BOWL

UTEP	14
MISSISSIPPI	7

**SUN BOWL (34,685) | EL PASO, TEXAS
DECEMBER 30, 1967**

UTEP scored 14 fourth quarter points, and a surprisingly strong defense held heavily-favored Mississippi to just a single score as the Miners defeated the Rebels in the 33rd Annual Sun Bowl, 14-7.

Billy Stevens received his second C. M. Hendricks Award as the game's most valuable player after leading the Miners to two touchdowns in a seven-minute span of the fourth quarter.

The Rebels' touchdown was set up by the lone Miner turnover of the game, an interception by Mac McClure that was returned 46 yards to the UTEP one-yard line. Two plays later Bruce Newell scored to give the Rebels a 7-0 lead.

The UTEP offense finally got into gear late in the third quarter, driving 76 yards for the tying score behind the arm of Stevens. He threw for

64 yards on the drive, including the last five yards on a swing pass to David Karns for the tying score.

All-American Fred Carr, who was named the game's Most Valuable Lineman, forced a fumble two possessions later and the Miners took over at the Rebel 22. Four plays later Larry McHenry bowled into the end zone for the winning score, and the defense took over from there.

The UTEP defense held the Rebels to just 109 yards of total offense and six first downs, while forcing four turnovers. The Miners racked up 276 yards of offense.

Gene Epps led the Miner defense with 12 tackles and one interception on the day, while Carr notched five takedowns and George Daney picked up seven.



SCORING SUMMARY

	1ST	2ND	3RD	4TH	F
UTEP	0	0	0	14	14
MISSISSIPPI	0	7	0	0	7


QTR	TEAM	SCORING PLAY
1st	UM	Newell 1-yard run (Brown kick)
4th	UTEP	Karns 5-yard pass from Stevens (Waddles kick)
4th	UTEP	McHenry 4-yard run (Waddles kick)

TEAM STATISTICS

	UM	UTEP
First Downs	6	16
Rushing Attempts-Yards	31-38	47-75
Passing Yards	71	201
Passes	12-23-1	16-35-1
Total Offense	54-109	72-276
Fumbles-Lost	4-3	0-0
Penalties	5-33	9-92
Interceptions-Yards	1-52	1-2
Punts-Yards	11-465	12-478
Punt Average	42.3	39.8
Blocked Punts	1	0
Punt Returns-Yards	8-75	6-25
Kickoff Returns-Yards	4-98	1-7

INDIVIDUAL LEADERS

Rushing	UM: Hindman 15-53; Newell 10(-7), 1 TD; Bowen 6(-8). UTEP: McHenry 13-73, 1 TD; White 17-72; Johnson 3-7; Dawson 3(-26); Stevens 11(-51).
Passing	UM: Newell 12-23-1, 71 yards. UTEP: Stevens 13-26-1, 155 yards, 1 TD; Dawson 3-9-0, 46 yards.
Receiving	UM: Matthews 4-25; Haik 3-24; Bowen 2-16; Shows 2-8; Hindman 1(-2). UTEP: Wallace 6-83; Karns 5-56, 1 TD; Jones 4-38; White 1-14.



MVP Billy Stevens accepts the C.M. Hendricks Award after the Miners' Sun Bowl victory.

T 1988 INDEPENDENCE BOWL

SOUTHERN MISS	38
UTEP	18

**INDEPENDENCE BOWL (20,242) | SHREVEPORT, LA.
DECEMBER 29, 1988**

After a close first half in which Southern Miss had a 10-7 lead, the Golden Eagles scored three third-quarter touchdowns to open up a 24-point lead and roll past UTEP, 38-18, in the 13th Annual Independence Bowl.


The Miners scored first on a 30-yard pass from Pat Hegarty to Reggie Barrett, and controlled the action in the first half. But after a Chris Jacke missed field goal, USM moved 80 yards for the go-ahead score, a three-yard TD pass from Brett Favre to Reginald Warnsley.

Two punt returns for touchdowns by James Henry put the game out of reach. Henry was named Most Valuable Offensive and Defensive Player of the game for his play.

Barrett tied an Independence Bowl record for receptions with nine for 119 yards and a touchdown.

Terry Walker recorded six tackles and a pair of interceptions off Favre, while Ken Sale and Doug Morgan each notched a team-high eight tackles to spark the Miner defense.

Hegarty, a GTE Academic All-American, threw for 203 yards on the day. He teamed with David Flores to set a UTEP bowl game record with 308 yards passing.



SCORING SUMMARY

	1ST	2ND	3RD	4TH	F
UTEP	7	0	3	8	18
SOUTHERN MISS	3	7	21	7	38

QTR	TEAM	SCORING PLAY
1st	UTEP	Barrett 30-yard pass from Hegarty (Jacke kick)
1st	USM	Seroka 28-yard field goal
2nd	USM	Warnsley 3-yard pass from Favre (Seroka kick)
3rd	USM	Henry 55-yard punt return (Seroka kick)
3rd	USM	Gandy 1-yard run (Seroka kick)
3rd	USM	Henry 45-yard punt return (Seroka kick)
3rd	UTEP	Jacke 37-yard field goal
4th	USM	Gandy 7-yard run (Seroka run)
4th	UTEP	Fuller 2-yard pass from Flores (Fuller pass from Flores)

TEAM STATISTICS

	UTEP	USM
First Downs	19	17
Rushing Attempts-Yards	38-53	41-168
Passing Yards	308	157
Passes	23-44-0	15-26-2
Total Offense	82-361	67-323
Fumbles-Lost	3-0	2-0
Interceptions-Yards	2-34	0-0
Penalties-Yards	10-95	5-45
Punts-Yards	6-235	6-193
Punt Average	39.2	32.1
Punt Returns-Yards	4-(-9)	3-108
Kickoff Returns-Yards	4-56	2-29
Sacks By: Number-Yards	0-0	3-24
Time of Possession	31:08	28:52

INDIVIDUAL LEADERS

Rushing UTEP: Fuller 9-31; Dixon 8-26; Meniffee 5-13; Flores 2-3; Forest 1-1; Lopez 1-(-1); Hegarty 11-(-10).
USM: Gandy 22-134, 2 TD; Bradley 9-29; Warnsley 3-8; Favre 7-(-3).

Passing UTEP: Hegarty 14-27-0, 1 TD, 203 yards; Flores 9-17-0, 1 TD, 105 yards.
USM: Favre 15-26-2, 1 TD, 157 yards.

Receiving UTEP: Barrett 9-119, 1 TD; Adkison 4-55; Housler 3-49; Fuller 3-27, 1 TD; Lopez 2-33; Dixon 1-6; Bailey 1-19.
USM: Tillman 2-44; Williams 2-28; Rowell 1-24; Jackson 3-15; Weeks 2-15; Warnsley 2-11, 1 TD; Gandy 2-10; Hansford 1-10.



WILLIE FULLER HAULS IN A PASS OVER AN AIR FORCE DEFENDER, AS THE MINERS SOARED PAST THE FALCONS EN ROUTE TO THEIR FIRST-EVER 10-WIN SEASON.

T 2000 HUMANITARIAN BOWL

BOISE STATE	38
UTEP	23
BRONCO STADIUM (26,203) BOISE, IDAHO DECEMBER 28, 2000	

Bart Hendricks ran for two touchdowns, threw for another and caught a late scoring pass as Boise State beat UTEP, 38-23, in the Crucial.com Humanitarian Bowl.

Hendricks was 17 of 29 for 247 yards and ran for another 57 yards. He was selected the game's most valuable player for the Broncos.

Hendricks gave the Broncos a 24-10 lead with a 77-yard TD run on Boise State's first play from scrimmage in the second half. He also worked the clock in the closing minute of the first half before scoring on a 12-yard run with 18 seconds left. That gave the Broncos a 17-10 lead.

Hendricks got the game's last touchdown on a


10-yard pass from receiver Andre Banks with 3:35 on the clock. He capped Boise State's first possession with a 28-yard TD strike to Jay Swillie.

Boise State broke it open with a fake punt on the first play of the fourth quarter. On fourth-and-4, punter Jeff Edwards stepped into a channel on the right side of the line and ran 22 yards for a first down. On the next play, Brock Forsey went for a 42-yard TD run and a 31-13 lead.

The Miners pulled to 31-23 with 7:45 to play when Chris Porter scored on a three-yard run. Porter, who was named UTEP's MVP, led the Miners with 134 yards rushing.



UNDER CENTER AND IN CONTROL, QUARTERBACK ROCKY PEREZ LED THE MINERS TO THEIR FIRST BOWL GAME IN 12 SEASONS.



SCORING SUMMARY

	1ST	2ND	3RD	4TH	F
UTEP	0	10	3	10	23
BOISE STATE	7	10	7	14	38

QTR	TEAM	SCORING PLAY
1st	BSU	Swillie 28-yard pass from Hendricks (Calaycay kick)
2nd	BSU	Calaycay 41-yard field goal
2nd	UTEP	Knapp 9-yard pass from R. Perez (Bishop kick)
2nd	UTEP	Bishop 28-yard field goal
2nd	BSU	Hendricks 12-yard run (Calaycay kick)
3rd	BSU	Hendricks 77-yard run (Calaycay kick)
3rd	UTEP	Bishop 43-yard field goal
4th	BSU	Forsey 41-yard run (Calaycay kick)
4th	UTEP	Bishop 47-yard field goal
4th	UTEP	Porter 3-yard run (Bishop kick)
4th	BSU	Hendricks 11-yard pass from Banks (Calaycay kick)

TEAM STATISTICS

	UTEP	BSU
First Downs	22	18
Rushing Attempts-Yards	44-118	29-175
Passing Yards	201	258
Passes	17-38-1	18-30-1
Total Offense	82-319	59-433
Fumbles-Lost	4-2	2-0
Penalties	4-35	6-59
Interceptions-Yards	1-0	1-5
Punts-Yards	5-244	7-298
Punt Average	48.8	42.6
Punt Returns-Yards	5-91	3-15
Kickoff Returns-Yards	5-66	6-118
Sacks By: Number-Yards	7-42	5-24
Time of Possession	32:55	27:05

INDIVIDUAL LEADERS

Rushing	UTEP: Porter 26-134, 1 TD; Austin 3-10; Cleveland 4-0; R. Perez 11(-26). BSU: Forsey 10-68, 1 TD; Hendricks 13-57, 2 TD; Malaythong 4-26; Edwards 1-22; Gilligan 1-2.
Passing	UTEP: R. Perez 17-38-1, 1 TD, 201 yards. BSU: Hendricks 17-29-1, 1 TD, 247 yards; Banks 1-1-0, 1 TD, 11 yards.
Receiving	UTEP: Mays 7-91; Natkin 4-69; Ray 4-26; Knapp 1-9; Tessier 1-6. BSU: Forsey 4-56; Swillie 4-50; Fanucchi 3-32; Swan 2-40; Putzier 2-35; Gilligan 1-17; Banks 1-17; Hendricks 1-11.

T 2004 EV1.NET HOUSTON BOWL

COLORADO	33
UTEP	28
RELIANT STADIUM (27,235) HOUSTON, TEXAS DECEMBER 29, 2004	

Jordan Palmer and Jayson Boyd combined to set five UTEP bowl records, but it wasn't enough as Colorado rallied to edge the Miners, 33-28, in the EV1.net Houston Bowl.

Palmer set marks for passing yardage (328), passing attempts (42), passing completions (22) and total offense (325) and Boyd had a career-high 140 yards receiving. But the Buffaloes (8-5) held UTEP's high-scoring offense in check in the second half to erase a 21-13 deficit.

The Miners ended the year on their first losing streak of the season, closing out a magical year in which they improved from 2-11 to 8-4.

UTEP scored three touchdowns in the first half, but just one following the intermission. The Buffaloes controlled the clock for 21 out of 30 minutes in the second half.

Colorado moved 57 yards on 11 plays in its first offensive possession. Mason Crosby's 26-yard field goal put the Buffaloes ahead 3-0. UTEP answered with touchdowns on consecutive

possessions for a 14-3 lead. First, Howard Jackson scored on a seven-yard run, and later Josh Chamois had a one-yard scamper for six points.

The Buffaloes pulled to within a point (14-13) on a one-yard run by Hugh Charles and a 54-yard field goal by Crosby. Palmer's 17-yard pass to Boyd with 3:08 remaining in the second quarter gave the Miners some breathing room at the intermission.

Two more field goals by Crosby cut Colorado's deficit to 21-19 late in the third. UTEP responded with a four-play, 80-yard drive, capped off by Palmer's four-yard pass to Johnnie Lee Higgins, Jr. for a 28-19 lead.

However, the Buffaloes wouldn't go away. Joel Klatt's 78-yard pass to Joe Klopfenstein with 14:02 left in the fourth quarter closed the gap to 28-26. Colorado regained the lead for good at 33-28 on a 39-yard pass from Klatt to Evan Judge with 8:43 remaining in the game.



SCORING SUMMARY

	1ST	2ND	3RD	4TH	F
COLORADO	3	10	6	14	33
UTEP	14	7	0	7	28

QTR	TEAM	SCORING PLAY
1st	CU	Crosby 26-yard field goal
1st	UTEP	Jackson 7-yard run (Schneider kick)
1st	UTEP	Chamois 1-yard run (Schneider kick)
2nd	CU	Charles 1-yard run (Crosby kick)
2nd	CU	Crosby 54-yard field goal
2nd	UTEP	Boyd 17-yard pass from Palmer (Schneider kick)
3rd	CU	Crosby 37-yard field goal
3rd	CU	Crosby 20-yard field goal
4th	UTEP	Higgins 3-yard pass from Palmer (Schneider kick)
4th	CU	Klopfenstein 78-yard pass from Klatt (Crosby kick)
4th	CU	Judge 39-yard pass from Klatt (Crosby kick)

TEAM STATISTICS

	CU	UTEP
First Downs	23	19
Rushing Attempts-Yards	44-157	27-34
Passing Yards	333	328
Passes	33-24-0	42-22-2
Total Offense	77-490	69-362
Fumbles-Lost	0-0	1-1
Interceptions-Yards	2-1	0-0
Penalties-Yards	10-83	4-43
Punts-Yards	4-200	5-270
Punt Average	50.0	45.0
Punt Returns-Yards	2-2	2-11
Kickoff Returns-Yards	5-83	1-16
Sacks By: Number-Yards	2-8	3-21
Time of Possession	37:09	22:51

INDIVIDUAL LEADERS

Rushing CU: Purify 22-80; Charles 7-51; Torp 1-22; Mackey 1-20; Vickers 3-4; Littlehales 1-minus 2; TEAM 2-minus 2; Klatt 7-(-16).
UTEP: Jackson 16-37; Thomas 2-4; Chamois 2-1; Smith 1-1; Austin 1-0; Palmer 4-(-3); Marrow 1-(-6).

Passing CU: Klatt 24-33-0, 2 TD, 333 yards.
UTEP: Palmer 22-42-2, 2 TD, 328 yards.


Receiving CU: Purify 6-41; Klopfenstein 5-134, 1 TD; Monteilh 4-34; Judge 2-50, 1 TD; Mackey 2-32; Sprague 2-16; Duren 2-10; Vickers 1-16.
UTEP: Boyd 7-140, 1 TD; Higgins 7-122, 1 TD; Marrow 3-9; Francis 2-28; Jackson 2-12; Sears 1-17.



POISED IN THE POCKET, QUARTERBACK JORDAN PALMER SET FOUR UTEP BOWL RECORDS, INCLUDING 328 PASSING YARDS TO CAP MIKE PRICE'S FIRST SEASON IN THE ORANGE AND BLUE.

T 2005 GMAC BOWL

TOLEDO	45
UTEP	13
LADD-PEEBLES STADIUM (35,422) MOBILE, ALA.	
DECEMBER 21, 2005	



Bruce Gradkowski threw for 298 yards and five touchdowns, leading Toledo to a 45-13 victory over UTEP in the seventh annual GMAC Bowl in Mobile, Ala.

Gradkowski, the game's MVP, threw for three touchdowns in the first half as Toledo built a 28-13 lead. He out-duelled Miner quarterback Jordan Palmer, who passed for 160 yards in the first half before suffering a high ankle sprain.

Palmer completed 14 of 33 attempts for 163 yards. Orlando Cruz, who finished the game, was three of seven for 29 yards.

Toledo drove 79 yards for a touchdown on its opening possession, as Gradkowski connected with tight end John Allen for a 10-yard score.

The Miners dented the scoreboard with 1:52 remaining in the period on a 34-yard field goal by Reagan Schneider, capping a 71-yard drive.

Toledo extended its lead to 14-3 on a fourth down, 33-yard touchdown pass from Gradkowski to David Washington - his first career reception for a score - with 10:41 remaining in the half.

Thirty-six seconds later David Thomas picked off Palmer for a 37-yard touchdown, and the Miners found themselves trailing 21-3.

UTEP scored 10 straight points to pull to within 21-13. Palmer found Johnnie Lee Higgins, Jr. for an 18-yard score, and Schneider nailed a 23-yard field goal.

But Gradkowski quelled the Miners' momentum by finding Steve Odom for a 31-yard touchdown shortly before the half, leaving UTEP in a 28-13 hole at the intermission.

Odom opened the second half with a 51-yard kickoff return, setting up a 29-yard field goal by Jason Robbins for a 31-13 advantage.

Toledo's Trinity Dawson, who rushed for 124 yards, was named the game's offensive MVP. Mike Alston was appointed defensive MVP after racking up three sacks, and Odom had three kickoff returns for 112 yards to earn special teams MVP.



THE EXPLOSIVE JOHNNIE LEE HIGGINS JR. SCORED THE MINERS' LONE TOUCHDOWN AT THE 2005 GMAC BOWL.

SCORING SUMMARY

	1ST	2ND	3RD	4TH	F
TOLEDO	7	21	3	14	45
UTEP	3	10	0	0	13

QTR	TEAM	SCORING PLAY
1st	Toledo	Allen 10-yard pass from Gradkowski (Robbins kick)
1st	UTEP	Schneider 34-yard field goal
2nd	Toledo	Washington 33-yard pass from Gradkowski (Robbins kick)
2nd	Toledo	Thomas 37-yard interception return (Robbins kick)
2nd	UTEP	Higgins 18-yard pass from Palmer (Schneider kick)
2nd	UTEP	Schneider 23-yard field goal
2nd	Toledo	Odom 31-yard pass from Gradkowski (Robbins kick)
3rd	Toledo	Robbins 29-yard field goal
4th	Toledo	Powell 22-yard pass from Gradkowski (Robbins kick)
4th	Toledo	Hopkins 13-yard pass from Gradkowski (Robbins kick)

TEAM STATISTICS


	TOLEDO	UTEP
First Downs	25	16
Rushing Attempts-Yards	39-164	28-63
Passing Yards	304	192
Passes	19-32-2	17-41-2
Total Offense	71-468	69-255
Fumbles-Lost	1-1	1-0
Interceptions-Yards	2-37	2-16
Penalties-Yards	9-80	4-45
Punts-Yards	1-35	5-177
Punt Average	35.0	35.4
Punt Returns-Yards	1-4	1-1
Kickoff Returns-Yards	8-410	4-234
Sacks By: Number-Yards	3-28	0-0
Time of Possession	32:05	27:55

INDIVIDUAL LEADERS

Rushing	TOLEDO: Dawson 24-124; Parmele 5-19; Gradkowski 2-11; Broussard 5-8; Davis 1-4; Cochran 1-0; TEAM 1-minus-2. UTEP: Thomas 18-71; Higgins 1-15; Austin 4-3; Cruz 1-2; Palmer 4-minus-28.
Passing	TOLEDO: Gradkowski 30-18-2, 5 TD, 298 yards; Cochran 2-1-0, 0 TD, 6 yards. UTEP: Palmer 14-33-1, 1 TD, 163 yards; Cruz 7-3-1, 0 TD, 29 yards; TEAM 1-0-0, 0 TD, 0 yards.
Receiving	TOLEDO: Odom 5-97, 1 TD; Moore 4-84; Washington 2-38, 1 TD; Powell 2-38, 1 TD; Hopkins 2-17, 1 TD; Dawson 1-11; Allen 1-10, 1 TD; Davis 1-6; Parmele 1-3. UTEP: West 6-88; Higgins 2-30, 1 TD; A. Givens 2-26; Francis 2-23; Thomas 2-minus-2; Sears 1-13; Hunt 1-9; Mauch 1-5.

T 2010 NEW MEXICO BOWL

BYU	52
UTEP	24
UNIVERSITY STADIUM (32,424) ALBUQUERQUE, N.M.	
DECEMBER 18, 2010	



Jake Heaps passed for 264 yards and four scores, leading BYU to a 52-24 victory over UTEP in the fifth annual New Mexico Bowl.

The Miners fell behind 31-3 to the long-time rival Cougars midway through the second quarter, and couldn't mount a rally despite Trevor Vittatoe hooking up with Kris Adams for three touchdowns.

Vittatoe connected with Adams for scoring passes of 67, 37 and 49 yards. He finished 14 of 29 passing for 245 yards, while Adams established a career-high in his final college game with 153 yards on three catches.

Marlon McClure also had a big day for the Miners, establishing New Mexico Bowl records

for kickoff return yards (125) and long kickoff return (72). His performance gave UTEP 1,538 kickoff return yards on the year to establish a new single-season standard.

UTEP's special teams performance was solid all-around with Dakota Warren booming a 52-yard field goal and Ian Campbell punting six times for 287 yards, a 47.8-yard average.

The Cougars scored touchdowns on four of their first five possessions. BYU compiled 514 yards behind a balanced attack that featured 295 through the air and 219 on the ground. The Cougars received 137 yards receiving from Cody Hoffman and 101 rushing from Joshua Quezada.



THE ELUSIVE MARLON MCCLURE SET TWO NEW MEXICO BOWL RECORDS AND A UTEP SINGLE-SEASON STANDARD WITH A SPECIAL DAY ON SPECIAL TEAMS.

SCORING SUMMARY

	1ST	2ND	3RD	4TH	F
BYU	17	14	14	7	52
UTEP	3	7	7	7	24

QTR	TEAM	SCORING PLAY
1st	BYU	Kariya 4-yard run (Payne kick)
1st	BYU	Ashworth 9-yard pass from Heaps (Payne kick)
1st	UTEP	Warren 52-yard field goal
1st	BYU	Payne 38-yard field goal
2nd	BYU	Hoffman 31-yard pass from Heaps (Payne kick)
2nd	BYU	Hoffman 3-yard pass from Heaps (Payne kick)
2nd	UTEP	Adams 67-yard pass from Vittatoe (Warren kick)
3rd	BYU	Di Luigi 2-yard run (Payne kick)
3rd	UTEP	Adams 37-yard pass from Vittatoe (Warren kick)
3rd	BYU	Hoffman 29-yard pass from Heaps (Payne kick)
4th	BYU	Quezada 8-yard run (Payne kick)
4th	UTEP	Adams 49-yard pass from Vittatoe (Warren kick)

TEAM STATISTICS

	UTEP	BYU
First Downs	28	13
Rushing Attempts-Yards	50-219	22-(-12)
Passing Yards	295	245
Passes	26-36-2	14-33-3
Total Offense	86-514	55-233
Fumbles-Lost	1-0	0-0
Penalties	6-54	7-52
Interceptions-Yards	3-42	2-55
Punts-Yards	3-160	6-287
Punt Average	53.3	47.8
Punt Returns-Yards	2-42	2-2
Kickoff Returns-Yards	5-125	8-202
Sacks By: Number-Yards	4-58	0-0
Time of Possession	38:16	21:44

INDIVIDUAL LEADERS

Rushing	UTEP: Banyard 2-11; J. Thomas 4-10; Buckram 6-10; Myers 1-3; McClure 1-(-3); Vittatoe 8-(-43).	
	BYU: Quezada 15-101, 1 TD; Di Luigi 20-98, 1 TD; Kariya 6-18, 1 TD; Hague 3-9; Lark 1-(-1); Foote 2-(-2).	
	Passing	UTEP: Vittatoe 14-29-3, 3 TD, 245 yards; J. Thomas 0-3-0, 0 yards.
		BYU: Heaps 25-34-1, 4 TD, 264 yards; Lark 1-2-1, 31 yards.
		Receiving
	BYU: Hoffman 8-137, 3 TD; Jacobson 4-32; Foote 1-31; Di Luigi 3-21; Mahina 2-20; Wilson 2-16; Quezada 2-15; Ashworth 1-9, 1 TD; Hague 1-6; Hafoka 1-4; Holt 1-4.	

T 2014 NEW MEXICO BOWL

UTAH STATE	21
UTEP	6
UNIVERSITY STADIUM (28,725) ALBUQUERQUE, N.M.	
DECEMBER 20, 2014	

The Miners got on the board first. A 32-yard field goal by Jay Mattox with 3:10 remaining in the first quarter put UTEP ahead 3-0. The key play of the drive was a Jameill Showers roll out and 53-yard pass to Ian Hamilton on third and 10 from the UTEP 26-yard line.

Utah State answered with a big play of its own. Kent Myers' 48-yard rush on a first down at midfield lifted the Aggies into a 7-3 lead.

Both teams squandered scoring opportunities late in the second period. UTEP came up empty in the red zone as Mike Ruggles bobbled Nick Dooley's snap on a 25-yard field goal attempt. Wildcat Ronald Butler came in at quarterback for Utah State and promptly rushed 61 yards to the UTEP 29-yard line. The Aggies moved another 18 yards, but couldn't cash in as Nick Diaz's 28-yard field goal attempt was wide left.

Utah State built the 14-3 cushion on its first drive of the third quarter. The Aggies advanced 75 yards on seven plays, capped by Nick Vigil's three-yard scamper for a score. It was the third rushing score of the year for the star linebacker. Utah State had a 46-yard completion (Myers to JoJo Natson) and a 14-yard running play (Myers) on the series.

The Miners were finally able to get something going offensively in the fourth quarter when

they marched 54 yards on 16 plays, and Mattox booted a 34-yard field goal to make it a one possession game. But Utah State put it away with a four-play, 65-yard scoring drive. Joe Hill put the exclamation point on the drive, and the game, with an 11-yard rush into the end zone.

Aaron Jones rushed 25 times for 88 yards to lead UTEP. Jones moved into 10th place on the Miners' career rushing list with 2,132 yards and ended the season with 1,321 yards, the fourth-top seasonal total in school annals. Jameill Showers, in his final college game, completed 13-of-24 passes for 126 yards. Hamilton recorded a game-high 79 receiving yards.


Myers threw for 68 yards and rushed for 70 to lead the Aggies. The UTEP defense kept the Miners in the game, yielding 347 yards. Adrian James spearheaded the Miners' defensive effort with seven tackles and a forced fumble.

The Miners were whistled for 75 penalty yards.

Despite the tough finish, it was a season to remember for UTEP, which rebounded from a 2-10 campaign to make its first trip to a bowl game in four years.



JAY MATTOX ACCOUNTED FOR ALL OF UTEP'S POINTS, CONNECTING ON FIELD GOAL MAKES OF 32 AND 34 YARDS.



SCORING SUMMARY

	1ST	2ND	3RD	4TH	F
UTAH STATE	7	0	7	7	21
UTEP	3	0	0	3	6

QTR	TEAM	SCORING PLAY
1st	UTEP	Mattox 32-yard FG
1st	USU	Myers 48-yard rushing TD (Diaz kick)
3rd	USU	Vigil 3-yard TD run (Diaz kick)
4th	UTEP	Mattox 34-yard FG
4th	USU	Hill 11-yard rushing TD (Diaz kick)

TEAM STATISTICS

	UTEP	USU
First Downs	12	16
Rushing Attempts-Yards	46-149	40-279
Passing Yards	126	68
Passes	13-24-1	5-12-1
Total Offense	70-275	52-347
Fumbles-Lost	1-0	3-1
Penalties	8-75	2-10
Interceptions-Yards	1-0	1-3
Punts-Yards	7-270	5-191
Punt Average	38.6	38.2
Punt Returns-Yards	3-10	3-25
Kickoff Returns-Yards	1-17	0-0
Sacks By: Number-Yards	4-23	2-10
Time of Possession	36:34	23:26

INDIVIDUAL LEADERS

Rushing	UTEP: Jones 25-88; Showers 10-24; Jeffery 5-18; Bell 3-13; Banner 1-9; Golden 1-(-1). USU: Myers 15-70, 1 TD; Butler 2-69; Hill 6-50, 1 TD; Natson 5-40; Vigil 8-34, 1TD; Hunt 4-16.
Passing	UTEP: Showers 13-24-1, 126 yards. USU: Myers 5-12-1, 68 yards.
Receiving	UTEP: Hamilton 4-79; Jones 3-9; Rogers 1-16; Tomlinson 1-6; D. Laufasa 1-5; Shaw 1-4; Ford 1-4; Bell 1-3. USU: Sharp 3-21; Natson 2-47.

T 2021 NEW MEXICO BOWL

UTEP	24
FRESNO STATE	31
UNIVERSITY STADIUM (16,422) ALBUQUERQUE, N.M.	
DECEMBER 18, 2021	

Jake Heaps passed for 264 yards and four scores, leading BYU to a 52-24 victory over UTEP in the fifth annual New Mexico Bowl.

The Miners fell behind 31-3 to the long-time rival Cougars midway through the second quarter, and couldn't mount a rally despite Trevor Vittatoe hooking up with Kris Adams for three touchdowns.

Vittatoe connected with Adams for scoring passes of 67, 37 and 49 yards. He finished 14 of 29 passing for 245 yards, while Adams established a career-high in his final college game with 153 yards on three catches.

Marlon McClure also had a big day for the Miners, establishing New Mexico Bowl records

for kickoff return yards (125) and long kickoff return (72). His performance gave UTEP 1,538 kickoff return yards on the year to establish a new single-season standard.

UTEP's special teams performance was solid all-around with Dakota Warren booming a 52-yard field goal and Ian Campbell punting six times for 287 yards, a 47.8-yard average.

The Cougars scored touchdowns on four of their first five possessions. BYU compiled 514 yards behind a balanced attack that featured 295 through the air and 219 on the ground. The Cougars received 137 yards receiving from Cody Hoffman and 101 rushing from Joshua Quezada.



UTEP TE TRENT THOMPSON GALLOPED 51 YARDS TO PAY DIRT EARLY IN THE FOURTH QUARTER. THOMPSON SCORED TWO TOUCHDOWNS, INCLUDING A ONE-YARD CATCH IN THE FIRST QUARTER.



SCORING SUMMARY

	1ST	2ND	3RD	4TH	F
UTEP	7	10	0	7	24
FRESNO STATE	9	10	7	5	31

QTR	TEAM	SCORING PLAY
1st	FSU	Mims 2-yard rushing TD (Kick Failed)
1st	UTEP	Thompson 1-yard pass from Hardison (Baechle kick)
1st	FSU	Silva 42-yard field goal
2nd	UTEP	Baechle 38-yard field goal
2nd	UTEP	Awatt 1-yard rushing TD (Baechle kick)
2nd	FSU	Mims 1-yard rushing TD (Silva kick)
2nd	FSU	Silva 45-yard field goal
3rd	FSU	Mims 22-yard pass from Haener (Silva kick)
4th	UTEP	Thompson 51-yard pass from Brownholtz (Baechle kick)
4th	FSU	Silva 21-yard field goal
4th	FSU	Team Safety

TEAM STATISTICS

	UTEP	FSU
First Downs	16	26
Rushing Attempts-Yards	29-98	35-181
Passing Yards	303	286
Passes	13-27-1	26-41-0
Total Offense	56-401	76-467
Fumbles-Lost	2-1	0-0
Penalties	7-50	5-58
Interceptions-Yards	0-0	1-0
Punts-Yards	3-117	4-198
Punt Average	39.0	49.5
Punt Returns-Yards	2--5	1-3
Kickoff Returns-Yards	4-83	2-50
Sacks By: Number-Yards	1-1	2-19
Time of Possession	25:17	34:43

INDIVIDUAL LEADERS

Rushing UTEP: Awatt 14-40, 1 TD; Hankins 6-33; Garrett 1-12; Hardison 5-8; Cowing 1-3; Brownholtz 2-2.
FSU: Mims 29-165, 2 TD; Cropper 1-16; Haener 3-2; Kelly 1-(-2).

Passing UTEP: Hardison 12-25-1, 1 TD, 252 yards; Flores 0-1-0, 0 yards; Brownholtz 1-1, 1 TD, 51 yards.
FSU: Haener 26-41-0, 1 TD, 286 yards.

Receiving UTEP: Smith 3-61; Awatt 3-46; Thompson 2-51, 2 TD; Cowing 2-24; Flores 1-53; Tupou 1-41; Garrett 3-26.
FSU: Cropper 9-72; Mims 5-71, 1 TD; Pauwels 4-29; Watson 2-41; Wheatfall 2-34; Kelly 2-10; Pope 1-37; Haener 1-(-8).



NFL HALL OF FAME

DON MAYNARD

Halfback | 6-0 | 175
1955-57
Colorado City, Texas

Before his professional days, Don Maynard was a All-Border Conference halfback and track star. He was a future draft pick of the New York Giants in 1957, but played only the 1958 season with the team before moving to Hamilton in the Canadian Football League In 1959. A year later, he became the first player to sign with the new American Football League's New York Titans, a team that would later change its name to the Jets. The young New York team struggled for several seasons before they attained any level of respect. Maynard often had to improvise as one of his team's constantly rotating crop of quarterbacks scrambled for his life. In 1965 quarterback Joe Namath arrived on the scene and the resulting chemistry that developed between the two proved to be the perfect mix. While Maynard was a frequent standout for the Jets, he had his biggest day in the 1968 AFL Championship Game that preceded the Jets' stunning upset of Baltimore in Super Bowl III. In New York's 27-23 victory over Oakland, Maynard caught six passes for 118 yards and two touchdowns. His 14-yard grab in the first period gave the Jets the lead and his six-yard catch in the fourth period proved to be the game winner. Although he never led the league in receiving any one season, at the time of his retirement following the 1973 season, Maynard was one of only five players to record more than 50 receptions and more than 1,000 receiving yards in five different seasons. A four-time AFL All-Star, his 633 career catches for 11,834 yards were both pro records at the time. Maynard played 12 seasons with the Jets (1960-72), establishing club records for touchdowns (88), receptions (627), receiving yards (11,732), single-season receiving yards (1,434), single-season touchdowns (14) and single-game receiving yards (228). Maynard, whose jersey (No. 13) was retired by the New York Jets, was inducted into the Pro Football Hall of Fame in 1987.

DON MAYNARD'S CAREER NFL STATISTICS


Year	Team	Rushing				Receiving				
		G	Att	Yds	Avg	TD	Rec	Yds	Avg	TD
1958	NY Giants	12	12	45	3.8	0	5	84	16.8	0
1959	Hamilton (CFL)									
1960	NY Titans	14	0	0	0.0	0	72	1,265	17.6	6
1961	NY Titans	14	0	0	0.0	0	43	629	14.6	8
1962	NY Titans	14	0	0	0.0	0	56	1,041	18.6	8
1963	NY Jets	12	2	6	3.0	0	38	780	20.5	9
1964	NY Jets	14	3	3	1.0	0	46	847	18.4	8
1965	NY Jets	14	1	2	2.0	0	68	1,218	17.9	14
1966	NY Jets	14	0	0	0.0	0	48	840	17.5	5
1967	NY Jets	14	4	18	4.5	0	71	1,434	20.2	10
1968	NY Jets	13	0	0	0.0	0	57	1,297	22.8	10
1969	NY Jets	11	1	-6	-6.0	0	47	938	20.0	6
1970	NY Jets	10	0	0	0.0	0	31	525	16.9	0
1971	NY Jets	14	1	2	2.0	0	21	408	19.4	2
1972	NY Jets	14	0	0	0.0	0	29	510	17.6	2
1973	STL Cardinals	2	0	0	0.0	0	1	18	18.0	0
NFL Career Totals		186	24	70	2.9	0	633	11,834	18.7	88

QUARTERBACKS



BROOKS DAWSON | 1966-68

Still holds the school record for most attempts in one game (65) without an interception. Completed 29 passes against UC-Santa Barbara in 1968 and finished his career (1966-68) with 219 completions for 3,348 yards and 34 touchdowns. Threw six touchdown passes -- including one for 86 yards and one for 83 yards -- at New Mexico (1967).



BILL CRAIGO | 1969-71

Threw for 507 yards, the second-top total in school history, at Colorado State in 1970. Threw for 3,807 yards during his career (1969-71), including 2,123 in 1970.



JOHN FURMAN | 1958-61

Lefthander who played at Texas Western before the passing game was in style. Still threw for 3,607 yards (1958-61) and 24 TDs. Drafted by the Denver Broncos (AFL) and the Cleveland Browns (NFL) in 1962.



SAMMY GARZA | 1983-86

Was with a run-oriented program before Bob Stull's passing game arrived in 1986 to showcase his talents. Threw for 6,130 yards (1983-86) during his career. Passed for 3,140 yards and 21 touchdowns as a senior.



HOWARD GASSER | 1989-90

Another in the long line of rifle-armed QBs to play at UTEP. Played at UTEP two years (1989-90) and completed 273 passes for 3,609 yards and 21 touchdowns.



PAT HEGARTY | 1987-88

During his two years (1987-88), the Miners put together a 17-7 record, including a 10-3 mark in 1988, best in the school's history. Threw for 4,593 yards -- sixth-best in school history. Named to the GTE Academic All-America team, and honored with an NCAA Post Graduate Scholarship.



KEN HEINEMAN | 1935-38

He was the school's first All-America selection, winning the honor in 1937, 1938 and 1939. Became the first player from the school to get drafted. Heineman was a triple threat player, leading the Miners in rushing, passing and punting from 1937-39. He also had nine interceptions in 1939. He still ranks sixth in total offense (4,874 yards) and rushed for 2,001 yards in his career.



JORDAN PALMER | 2003-06

Palmer concluded his career as UTEP's record-holder in every passing and total offense category until Trevor Vittatoe eclipsed his numbers in 2010. His 3,595 yards passing in 2006 remain a school standard. The brother of former Heisman Trophy winner Carson Palmer, he was selected by Washington in the 2007 NFL Draft.



ROCKY PEREZ | 1997-00

He became only the second quarterback in school history to lead his team to a conference championship and a bowl berth, as the Miners claimed a share of the 2000 WAC title and a spot in the Crucial.com Humanitarian Bowl. Perez currently ranks fifth in career passing yards (5,108) and total offense (5,394). Led UTEP to a 14-3 upset of No. 25 BYU in 1997.

T MINER GREATS



JOHN RAYBORN | 1995,97-98

A shining example of overcoming adversity, Rayborn endured injuries, suspensions and academic problems to become a team leader and model citizen after putting his crazy days behind him. He eventually finished his career as a three-year starter, and his name is etched in the UTEP record books in the top 10 in several passing and offensive categories.



BILLY STEVENS | 1965-67

For over 30 years, he held school records for most passes for a season (432) and career (943), yards passing in a career (6,485) and touchdowns for a career (51). His 92-yard pass to Bob Wallace with no time left against Utah (1965) as a sophomore remains the school's longest completion to this day. Threw for 500 yards in his first college game, an NCAA freshman record.



TREVOR VITTATOE | 2007-10

Vittatoe shattered school records for passing yards (12,439), touchdown passes (97), total offense (12,291 yards) and TDs responsible for (98), and rates second in school annals with 14 games throwing for 300 yards or more. Following his senior campaign, he ranked 14th in NCAA history in passing yards, and 15th in passing TDs and total offense. A starter in every game (49 total) through his college career, Vittatoe is the only player in school history to throw for 400 yards on four occasions, and to pass for five TDs four times. He also owns school records for passing yards in a game (517 versus Marshall in '09) and TD passes in a season (33 in '08).



JESSE WHITTENTON | 1952-55

Considered one of the best all-around athletes ever at UTEP. Rushed for 1,351 yards, passed for 1,381 yards, caught 19 passes, intercepted nine passes, brought back 17 punts for 230 yards and returned 20 kickoffs for 375 yards. He also scored 18 touchdowns and kicked 44 PATs before taking his talents to the Green Bay Packers, where he was an All-Pro defensive back.

RECEIVERS



KRIS ADAMS | 2007-10

Padded his career totals (144 catches for 2,657 yards and 30 touchdowns) with a blockbuster sophomore and senior year. In 2008, he compiled 50 receptions for 958 yards, and in 2010 he racked up 47 catches for 1,070 yards -- reaching the end zone 14 times each year. Adams is tied for fourth in school history with ten 100-yard games, and closed out his career on a high note with a career-high 153 yards versus BYU in the 2010 New Mexico Bowl. His 30 TD receptions rate second in UTEP annals.



ARNIE ADKISON | 1985-88

Although much of his talents were used as a blocking tight end, this Hobbs, N.M., native caught 86 passes during his career. He had 10 catches for 200 yards against Utah on a rainy afternoon in 1987.



REGGIE BARRETT | 1987-90

Caught 153 passes during his career (1987-90) for 2,558 yards and 19 touchdowns. Best single game was at Hawaii (1988) when he had 177 yards in receptions. Also totaled 165 yards versus BYU in 1990. Had 50 receptions in 1988 and 58 the following year. His 153 career catches rank sixth at the school.



JIMMY CARPENTER | 1995-98

This sure-handed receiver finished as a two-time second team All-WAC performer. He led the Miners in receiving in both 1997 and 1998, concluding his career with at least one catch in 22 consecutive games and 37 of a possible 45 games in his UTEP career. He finished with 126 catches for 1,836 yards.



CHRIS FRANCIES | 2002-05

A steady performer, he ended his Miner career by catching a pass in 43 straight games. Ranks ninth in school history in both receptions (128) and yardage (2,022) while sprinkling in 12 touchdown receptions. Had four 100-yard games as a senior. Signed a free agent contract with the Green Bay Packers in the spring of 2005.



AUTREY GOLDEN | 2012-15

Could be listed as either a running back or wide receiver at UTEP, although he closed out his career at the latter position. He compiled 444 yards rushing and 554 receiving with the Miners, but is best known for his kickoff return expertise. He racked up 2,981 yards on 119 attempts with six touchdowns, school records across the board. Golden is third in NCAA history in kickoff return touchdowns.



JOHNNIE LEE HIGGINS, JR. | 2003-06

Capped a spectacular career in 2006 by making two All-America teams (AFCA, Associated Press). Ranked second nationally in receiving as a senior, averaging 109.9 yards per game. Also chosen the Conference USA Special Teams Player of the Year by setting a league record for punt return average (23.4). Established school records for receiving yards (3,218) and touchdown catches (32). Chosen by Oakland in the third round of the '07 NFL Draft.



CHUCK HUGHES | 1964-66

One of most prolific overall receivers in school history. Had 80 catches in 1965, 162 in his career and 17 against Arizona State in 1965. His 349 yards against North Texas in 1965 was an NCAA record at the time. His 34.9 yards per reception still stands as an NCAA record. Had 19 career touchdown catches. Returned 12 punts for 272 yards and one score, and brought back 36 kickoffs for another 851 yards. Had six catches for 115 yards and one score in the 1965 Sun Bowl.



CEDRIC JOHNSON | 1993-96

One of the most talented all-around offensive threats in Miner history. Johnson totaled 92 career receptions for 1,251 yards and 14 touchdowns, and set school records for kickoff returns (116), yards on kickoff returns (2,757) and single-season kickoff return yards (1,039 in 1995). Set a school record with a 100-yard kickoff return at New Mexico in 1996.



RON JONES | 1967-68

Another tight end who needs to be listed among the all-time UTEP greats. Although his totals aren't as impressive as the wide receivers', his talents did not go unnoticed by the Green Bay Packers. He played in the NFL for a few seasons. Returned for an alumni game in the mid-1980s and was the best receiver on the



VOLLEY MURPHY | 1967-68

Probably the quickest outside threat in the history of the school. He caught three passes at New Mexico (1967) and turned them into scores. Those four catches totaled 234 yards. While his career reception totals are not listed among the school leaders, he scored 19 touchdowns during his two years with the program (1967-68), tied for fifth in school annals.

MINER GREATS



LEE MAYS | 1998-01

He left UTEP as the school's all-time receptions leader with 200 catches, and still holds that honor. His 2,908 receiving yards rank second at the school, and he rates 10th all-time in all-purpose yards with 3,565 yards. Mays' biggest season came as a junior, when he notched 70 receptions for 1,098 yards and an NCAA-best 15 touchdowns. His efforts led UTEP to the 2000 WAC championship and landed Mays honorable mention All-America honors.




JEFF MOTURI | 2006-09

Dynamite sophomore and senior years catapulted Moturi to fourth place in school history in touchdown catches (26) and receptions (170), tied for fourth in 100-yard games (10) and sixth in receiving yards (2,527). He tied for fourth nationally in touchdown catches in 2007 (13), and amassed a career-high 974 receiving yards in 2009. Moturi made a catch in 36 straight games to conclude his college career before signing a free agent contract with the Green Bay Packers.



BRIAN NATKIN | 1997-00

In 2000, Natkin became UTEP's first unanimous All-America selection, landing first team honors on seven squads. He was a semifinalist for the John Mackey Award, given to the nation's top tight end. Natkin closed out his career with 172 catches for 1,934 yards and 11 touchdowns.



ED PUIHES | 1969-71

Inch for inch, pound for pound (5-10, 163), this guy may have been one of the toughest to play here, although he'd probably have great competition from Chuck Hughes who wasn't much larger. Had 1,000 yards in receptions in 1970, which ranks sixth on the all-time list. Had 12 catches against Trinity on a snowy night in San Antonio (1970). Finished with 138 career catches. Puihes recorded three 170-yard receiving days during his career - Colorado State (198), NMSU (175) and Utah (172).



BOB WALLACE | 1965-67

While he was a wide receiver at UTEP, and had the speed to play the position well, the Chicago Bears used him as a tight end. At UTEP, he had 123 catches, including 48 in 1965. Was on the receiving end of UTEP's longest pass play -- 92 yards against Utah in 1965 -- giving the Miners a thrilling 20-19 win over the Utes on the last play of the game.

RUNNING BACKS



DONALD BUCKRAM | 2006-10

Though he was slowed by injuries for most of his career, Buckram put it all together in 2009, rushing for 1,594 yards to break the UTEP single-season record and currently ranks second. Buckram compiled eight 100-yard games that year. He collected 132.8 yards per contest to become the Miners' first conference rushing leader in the modern era of football. Buckram's banner day came at Tulane when he posted 234 yards rushing and 109 receiving, making him only the fourth player in NCAA history to compile 200 yards on the ground and 100 via the pass. He wound up his career with 2,417 yards rushing and 951 receiving.



ROBERT ELLIOTT | 1974-77

Fourth-leading career rusher in school history (2,834 yards). Rushed for 1,011 yards in 1977. Best single game was 202 yards versus BYU in 1977.




PUG GABREL | 1947-50

Rushed for 2,321 yards (1947-50), which ranks ninth in school history. Totaled 881 yards in 1949. Gained 178 yards against Hardin-Simmons (1948). One of 10 runners to gain over 2,000 yards during his career, and he did it before freshmen were eligible. After retirement, Pug returned to the Miner football squad as a volunteer coach for David Lee.




JOHN HARVEY | 1985-88

Held UTEP's career rushing record for over 30 years and currently ranks second (3,576 yards). His 232 yards at Colorado State in 1985 rate 10th-best in school history. Excellent receiver with 99 catches for 775 yards and nine scores. All-time scoring leader with 306 points. Played briefly with Tampa Bay.



RAY HOLT | 1975-78

Rushed for 2,069 yards during his four-year career. Left UTEP as the school's all-time all-purpose yardage leader (4,227) and now rates fifth. Best rushing performance was 155 yards at Hawaii in 1976.




HOWARD JACKSON | 2001-04

Concluded his Miner career as the school's all-time leader with 6,153 all-purpose yards, including 1,947 on kickoff returns. The slight (5-9, 160) but speedy Jackson ran for 3,466 yards at UTEP -- third in school annals -- despite not seeing much playing time until very late in his freshman year. Two-time first team All-WAC honoree signed an NFL free agent deal with Detroit.



AARON JONES | 2013-16

The El Paso native shredded UTEP's career rushing record in just three seasons. He ran for 4,114 yards overall, including a UTEP single-season best 1,773 in 2016. A third team Associated Press All-American, Jones took his talents to the NFL following his junior campaign and was taken by the Green Bay Packers in the fifth round of the draft. In his final college game, Jones became only the second player in UTEP history, and the first since 1948, to rush for 300 yards in a game as he racked up 301 versus North Texas in the Sun Bowl.



DON MAYNARD | 1954-56

At what position do you list this guy? He caught only 28 passes during his career at UTEP (1955-57), but they averaged 27.6 yards. Yet, he went to the NFL and became one of the greatest receivers ever to put on a uniform, playing in a Super Bowl with the Jets. He is now a member of the elite NFL Hall of Fame -- the only former UTEP player to be so honored. While he caught only 28 passes during his UTEP career, Maynard averaged 5.4 yards each time he carried the ball (154-843) and scored nine rushing TDs, with 10 on receptions. He also returned punts (21-250) and kickoffs (12-275).



TORAINO SINGLETON | 1994-95

A local product who broke many of the UTEP rushing records. In two years in a Miner uniform, he recorded 2,635 rushing yards and 19 touchdowns, figures which rank him fifth and tied for ninth, respectively, on the UTEP records. Holds the UTEP record for rushing attempts in a game with 38.



PAUL SMITH | 1996-99

Elevated himself into an NFL Draft choice (San Francisco 49ers) with a banner senior season. Rushed for 1,258 yards and 12 touchdowns in 1999. El Pasoan had 10 career 100-yard rushing games, including seven as a senior. A strong, punishing blocker who ended his career with 2,539 yards rushing, seventh in school history. Rushed for over 180 yards three times. He did it twice in 1999-- San Jose State (188), New Mexico State (187) -- and once in 1998 at New Mexico State (184).



MARCUS THOMAS | 2004-07

Former Parade prep All-American rushed for 2,615 yards for the Miners, the sixth-best total in school annals. Totaled 3,660 career all-purpose yards, ninth in the record books. Also compiled eleven 100-yard rushing games, establishing a school standard with five consecutive as a senior. Became one of seven players in UTEP history to score 100 points in a season in 2007, when he ranked ninth nationally with 9.8 points per game. Picked by San Diego in the fifth round of the 2008 NFL Draft.



FRED WENDT | 1942,46-48

The only player in UTEP history to rush for more than 300 yards, burning New Mexico State for 326 in 1948. His 1,546 yards in 1948 stood as a school record for over 60 years. His 2,166 yards is 10th-best on the career charts. Upon graduation he held the NCAA record for single-season rushing yards, single-season scoring (152 points), single-game rushing (326 vs. New Mexico State) and single-game scoring (42 vs. New Mexico State). He still ranks first in single-season scoring and single game scoring. His single-season rushing yards record would stand until 1969, when O.J. Simpson of USC broke the mark. Earned All-America honors in 1947 and 1948.

OFFENSIVE LINE



KEVIN BELCHER | 1980-82

Went high in the NFL draft to the Giants, although he never played on a team that won more games than it lost during his stay at UTEP. His pro career was cut short due to an offseason auto accident.



BILL BROWN | 1965-67

Was a force for the Miners when the three teams he was with fashioned a 21-9-1 record and won two Sun Bowl games, beating TCU in 1965 and Ole Miss in 1967. Turned aside offers to play professionally to become an attorney.



CAREY CLAYTON | 1997-00

One of three Clayton brothers to suit up for the Miners. Clayton was a four-year starter for the Miners, making 45 consecutive starts. Clayton was a two-time All-WAC selection and was on the 2000 WAC championship team.



TREY DARILEK | 2000-03

Would have started every game for UTEP over four years, had he not missed a portion of the 2002 campaign with a torn MCL. Member of the WAC title squad in 2000, when he was a freshman All-American. Chosen by Philadelphia in the fourth round of the 2004 NFL Draft.



RAYMOND EVANS | 1942,46-47

Came to the Miners as a promising young halfback in 1942, but after World War II, was moved to tackle. He was one of the key reasons for the post-war success of the Miners. Evans was a two-time All-Border Conference pick (1947-48). He landed first team AP Little All-America honors in 1948.



ROBBY FELIX | 2005-08

Started all 46 games he played in for the Miners, anchoring the line for some of the most prolific offensive teams in school history. UTEP averaged 31.5 points and 405.1 yards with Felix at center, setting a school record for total offense in 2007. Signed a free agent contract with the Baltimore Ravens.



WILL HERNANDEZ | 2014-17

A two-time All-American selection (2016, 2017), Hernandez started all 49 games at the left guard position during his four years at UTEP. He proved he can play at the next level as the New York Giants drafted Hernandez in the second round with the 34th pick (fourth-highest Miner selected in NFL Draft). During his time on the o-line, the Miners allowed 1.47 sacks per game. Hernandez is the first UTEP offensive lineman to earn All-American honors. He was also a two-time All-Conference USA first team honoree.



ERNEST KEILY | 1946-49

A top-notch pulling guard that was a three-time first team All-Border Conference pick (1947-49), as well as a two-time AP All-American. He led the way for Fred Wendt's NCAA record-setting 1,546 yards rushing in 1948.



SEAN KUGLER | 1985-88

One of the reasons the Miners had such a prolific passing attack during the late 1980s was his pass blocking. Also helped the 1988 team post a 10-3 record and play in the Independence Bowl. Off-season accident prevented an NFL career. Served as the Miners' head coach from 2013-17.



JOE MACESKER | 1983-86

May be one of the biggest men ever to put on a UTEP uniform (6-7, 307). He also played with the San Diego Chargers.



DARRYL MOORE | 1990-91

Many feel he was one of the best offensive linemen to play at UTEP in recent years. Had the size, quickness and strength needed to play the game. Good pass blocker.



THURMAN RANDLE | 1966-67

One of the many reasons the Miners had outstanding teams during the mid-1960s. At 6-6, 266, he was an excellent pass blocker. Played briefly in the NFL with Atlanta.



ROB SESICH | 1988-91


Big, intelligent young man who was named to the All-WAC offensive team. Blocked well for both the pass and run. Named to the WAC All-Academic team for four years. Named GTE Academic All-American and was awarded an NCAA Post Graduate Scholarship.



JAMES SPADY | 1985-88

Four-year starter and two-time All-WAC center, although he wasn't the biggest man on the field at any time. Carried 230 pounds on a 6-2 frame and helped his 1988 team finish 10-3.

DEFENSIVE LINE



DON CROFT | 1968-71

Developed into an outstanding player during his three years (1969-71). Later picked up his paychecks from the Buffalo Bills of the NFL.



GEORGE DANAY | 1965-67

Although he played on the defensive line at UTEP (1965-67), he was moved to center by the Kansas City Chiefs, where he played for seven years before retiring due to a neck injury. Helped the Chiefs win the Super Bowl in 1970. Came to UTEP when Detroit dropped its football program. Played in two Sun Bowl games. Daney and Fred Carr are UTEP's only first round draft picks.



WAYNE HANSEN | 1947-49

Played at UTEP for three years in the late 1940s before moving on to the NFL, first with the Bears and later with the Cowboys. Hansen was the center and nose tackle for the Miners from 1947-49, earning All-Border Conference honors as a senior. Old-time observers still rate him as one of the best in the school's history.



CHRIS MINEO | 2002-05

Was on his way to a blockbuster senior year (2005) with eight tackles for losses and six sacks in the first four games, before injuring his ankle and missing most of the remainder of the season. Still deserves a spot among the all-time greats by ranking second in career sacks (16.5) and tied for 10th in tackles for losses (30.5) at UTEP. Signed a free agent contract with the Washington Redskins in the spring of 2006.



CARLOS SCOTT | 1978-81

One of the strongest players ever to come out of UTEP, where he was a two-sport letterman. Helped the Miners win track national championships with his shot put and discus skills. Was drafted by St. Louis of the NFL and Arizona of the USFL. Played for a time with the Cardinals.



JADRIAN TAYLOR | 2020-22


Concluded his career at UTEP ranked tied third on the program's all-time sack's list with 16.0 (102 yards). Racked a CUSA-most 9.5 sacks in 2022 (tied 15th nationally), while it was the fourth-most sacks during a single season in program history. Added a "rumble after the fumble" 100-yard touchdown return at Charlotte, while tallying a season-high 3.0 sacks against the 49ers.

T MINER GREATS



JOE TERRY | 1984-87

Quick athlete who played for two different coaching staffs. His last year (1987) produced seven wins, most during his career. Good pass rusher. His hard work paid off, as Terry landed first team All-WAC honors as a senior.



TONY TOLBERT | 1986-88


Completely lost on the depth chart until Bob Stull arrived and his talents were quickly recognized. By his senior season (1988) he had become a force for the defensive unit. A member of the 1992-93 Super Bowl champion Dallas Cowboys.



BRIAN YOUNG | 1995-99

Chosen the 1999 WAC Defensive Player of the Year, then picked by the St. Louis Rams in the 2000 NFL Draft. Led the Rams to Super Bowl XXXIV in 2001. Had 16 tackles for losses as a senior, tied for fourth in school annals. El Paso native ended his Miner career with 14.5 sacks and 32 stops for losses, totals which rate sixth in school history.

LINEBACKERS



HAL BARNETT | 1975-76

He recorded 407 career tackles from 1974-76 from his middle linebacker position. Had 185 tackles in 1975, the second-best seasonal output in school annals. He had 107 solo tackles and another 78 assisted, averaging 16.8 tackles per game. He also had 28 tackles for loss during his career, with 13 coming in 1975.



FRED CARR | 1965-67

Would be hard to start this part of the program without this guy, probably the best overall linebacker in the school's history. He was equally tough in the NFL while a member of the Packers. Named All-Pro three times, and the Pro Bowl MVP in 1975. Carr led the Miners to a pair of Sun Bowl wins in 1965 and 1967. In 1968, he became the highest overall draft pick in school history, when the Green Bay Packers selected him fifth overall in the first round. Carr was inducted into the Green Bay Packer Hall of Fame in 1983.



MICHEAL COMER | 1993-96

Made his collegiate debut as a freshman in 1993 with 15 tackles, 11 of those solos, at North Carolina. By the time he completed his career in 1996, Comer ranked sixth all-time at UTEP with 437 tackles. In 1995, he amassed 152 tackles. Comer was a first team All-WAC selection in 1995 and 1996, and second team in 1994. Signed a free agent contract in 1997 with Arizona. Nearly lost his life in a car accident in 1999 before miraculously returning to UTEP and earning his degree in 2008. He passed away in June, 2018.



THOMAS HOWARD | 2002-05

Quite the success story, he started his Miner career as a 190-pound walk-on defensive back. He metamorphosized into a 240-pound linebacker and was taken by Oakland in the second round of the 2006 NFL Draft -- UTEP's highest selection in 37 years. Played in the NFL for eight years prior to his untimely passing at the age of 30 in an auto accident. Chosen the preseason defensive player of the year in the Lone Star State by Dave Campbell's Texas Football magazine heading into his senior year -- the first Miner player to be recognized in the 46-year history of the prestigious publication.



GENE JACKSON | 1965-66

He is being listed as a linebacker but in those days (1965-66) he probably would have been called a defensive end. Today he'd be listed as an outside linebacker at UTEP. At any rate, he carried his talents to the NFL where he played for a period with the Browns.



SETH JOYNER | 1982-85

Another player who should be at the top of the list. Came to UTEP as an undersized walk-on. Hours in the weight room helped him and the team. Had 325 takedowns in his career. Considered to be one of the NFL's top linebackers in the 1990s.



GENE MACK | 1968-70

After he left the UTEP program following the 1970 season, he played several years in the Canadian League.



DOUG MORGAN | 1986-89

Another walk-on who made good. Came to UTEP as a defensive back but was moved to linebacker by the Bob Stull staff. Left UTEP as the all-time tackle leader with 523 stops during his career (1986-89), and now ranks second.



ROBERT RODRIGUEZ | 2001-04

One of the more popular players in school history, El Paso native put up monster numbers on the field. Ended his career with a whopping 443 tackles -- fifth in school history -- and led the WAC in tackles three of his four seasons. Chosen the WAC Defensive Player of the Year as a senior after logging 121 stops, including 16 for losses. Signed as a free agent with Tennessee in the NFL.



KEN SALE | 1988-89

Teamed with Doug Morgan to give the Miners an excellent line-backing corps for two years (1988-89). Good pass defender and intercepted three passes against Dan McGwire and San Diego State in 1989.



BARRON WORTHAM | 1990-93

Perhaps one of the best to play at UTEP in many years. Named to various All-America teams as a senior (1993) despite being on a team which won only one game. Established the Miner career record for tackles (566). Was chosen by the Houston Oilers in the 1994 NFL Draft.

DEFENSIVE BACKS



RON BOSTWICK | 1962-65

Played the run very well but he also could sniff out the pass, intercepting seven balls in 1965, the year the Miners beat TCU in the Sun Bowl. Had 13 career interceptions.



GERALD CAMPBELL | 1949-51

Played at a time (1949-51) when the passing game hadn't hit its popularity. Still, he made 10 career interceptions, including five in 1950.



GRADY CAVNESS | 1966-68

Had 11 career interceptions (1966-68) and played the run extremely well. First team All-WAC selection who played for a time with the Denver Broncos.



QUINTIN DEMPS | 2004-07

Closed out his career with 17 interceptions for 404 yards, figures which rank second and first respectively on the school charts. Also tied for first in UTEP annals with three interceptions for touchdowns. Set an NCAA record by returning two kickoff returns for 100 yards as a senior. Made numerous game-changing plays during his Miner career. Forced a fumble in the second overtime to preserve UTEP's 35-28 win over Rice in 2004, and sealed the Miners' 44-41 triumph over Houston in 2005 -- also in 2 OTs -- with an interception of Cougar QB Kevin Kolb.

T MINER GREATS



EDDIE FORKERWAY | 1976-79

Was never a member of a winning team (1976-79) yet he still managed to intercept 10 career passes, including seven in 1978. He had 111 return yards during his career.



NIK NEEDHAM | 2014-18

Left his mark in the UTEP record book, rating first in the all-time list with 33 pass breakups. The steady cornerback made 41 starts for the Miners. Needham posted 11 pass breakups during his sophomore season, tied eighth on the program's all-time single-season list. Needham signed a free agent contract with the Miami Dolphins following the 2019 NFL Draft.



DANNY TAYLOR | 1982-85

Had five interceptions in 1985 including two against BYU, the night the Miners upset the defending national champions. Had seven career interceptions.



D.J. WALKER | 1999-02

Picked off 16 enemy passes, third in school history, in four seasons with the Miners (1999-02). Credited with 283 tackles during his career. Led the WAC in tackles his senior year with 116. Earned All-Conference recognition for three years and rated sixth in the country in solo stops in 2002.



ADRIAN WARD | 2003-04


Junior college transfer made the most of his two years in a Miner uniform, putting up 98 tackles, eight interceptions and 18 pass break-ups. Garnered first team All-WAC honors as a part of UTEP's eight-win squad in 2004, and was selected by Minnesota in the NFL Draft.



CHARLIE WEST | 1965-67

Could have played on either side of the ball but the coaching staff (1965-67) used his considerable skills in the secondary, although he often was used in obvious passing situations. Still holds school records for career (19), season (11) and game (four) interceptions. Also returned punts. Taken in the baseball and NFL drafts. Played in the NFL for a dozen years.

KICKERS



GAVIN BAECHLE | 2018-22

Named the 2022 CUSA Special Teams Player of the Year after leading CUSA with 22 FGM (ranked fourth nationally). His 91.7 percent (22-24) led CUSA. Concluded career as UTEP's all-time leader with 58 FGM. His 22 consecutive makes are a school record (three short of the NCAA record). Finished 110-of-111 on PATs during career. Ranks third in program history with 110 PATs. He hit 99.1 percent on PATs during his career, ranking no. 1 all-time in program history.



BRYCE BENEKOS | 2001-04

Closed out his career ranked second in school history in punts (254) and punting yardage (10,468). Had a 41.2-yard career punting average, including 44.1 as a junior and senior. Coming off a first team All-WAC senior year, agreed to a free agent deal with the NFL's Green Bay Packers.



RICKY BISHOP | 1997-00

Born in Germany, Bishop was a soccer player first and took up placekicking in high school. He was a three-time All-WAC performer and a semifinalist for the Lou Groza Award as a sophomore. For his career, Bishop connected on 96 of 103 point-after attempts (.932) and 42 of 58 field goals (.724). He closed out his four-year stay with the school kicking record (222 points), and now ranks third in that category.



ED BUNN | 1991-92

First UTEP player ever named to the Walter Camp All-America team (1992). In 1992, he averaged 47.7 yards on his 41 punts to lead all NCAA punters. Won the AT&T Long Distance award for best punting in the nation in 1992. Also was chosen to the All-WAC team.



IAN CAMPBELL | 2010-12

Established himself as one of the top punters in the country after transferring to UTEP from Mt. San Antonio College for the 2010 season. Boomed 165 punts for 7,328 yards (44.4 avg). Ranked fourth nationally in punting as a junior, when he was a Ray Guy Award semifinalist.



HUGO CASTELLANOS | 1984-87

Left UTEP as the all-time leader in field goals (38 - now ranks fourth) and ranks fourth in career field goal percentage, hitting 38 of 51 (.745). He also nailed 11 of 14 (.786) in 1984. Castellanos also converted 75 of 79 career PATs.



CHRIS JACKE | 1984-86,88

Had an All-America season in 1988 when he nailed 25 field goals and 48 PATs. Jacke was near-perfect in 1988, connecting on 48 of 48 point-after attempts and hitting 25 of 27 field goal attempts. He hit four field goals against Colorado State in 1988, the season he scored 123 points. Finished with 156 points in his career. First kicker taken in the 1989 NFL Draft and was a member of the 1997 Super Bowl champion Green Bay Packers.



JOSE MARTINEZ | 2007-08

Possessed one of the strongest legs in college football history, as evidenced by his 64-yard field goal versus UCF in 2008. That was the second-longest kick without a tee in NCAA history. A two-time first team All-Conference USA performer who left school as the Miners' all-time leader for points per game (8.3).



JAY MATTOX | 2013-16

Finished his four-year career at UTEP ranked second for career points (257) by a kicker and third overall. Mattox connected on 137 PATs to rank tied no. 1 on the school's all-time list. He also nailed 40 career field goals, the third-top total in program history. Mattox's 82 points in 2014 rank tied for sixth best, while his 43 PATs rank fifth most on the single-season list.



OWEN PRICE | 1938-41

Another player that was considered the triple threat - rushing, passing and punting. But it was his punting exploits that earned him acclaim. He led the nation in punting in 1940 (48.0) and 1941 (45.3). Against New Mexico State in 1940, Price rushed for 180 yards and three touchdowns. Price set the NCAA record for passing completions and attempts, when he completed 29 of 55 passes against Loyola-Marymount in 1941. He was Ken Heineman's backup in 1938. Between the two, the Miners earned All-America honors from the quarterback position for five straight years (1937-41).



REAGAN SCHNEIDER | 2003-06

UTEP's all-time leader for kicking scoring (287 points), field goals (50) and PATs (137). Ranks fourth in PAT percentage (.972), second in scoring, and third in field goal percentage (.746) on the school charts. Earned first team All-Conference USA honors in 2006, when he was 16-for-20 on field goals and 34-for-37 on PATs. A stand-out in the classroom as well, he was appointed to the inaugural National Football Foundation and College Hall of Fame National Honor Society.



JERRY WADDLES | 1966-68

Still ranks as the school's No. 10 PAT scorer, hitting 61 (1966-68). He kicked 30 PATs in 1967 and still holds the record for most PATs in a game (nine).



SCOTT WEDELL | 1981-83

Scored 165 points in his career. Kicked 35 field goals at UTEP, the sixth-top total in school history, for teams that won a total of six games. Longest field goal was a 58-yarder at Wyoming (1981), a school record which stood for 21 years. He also nailed a 57-yard field goal against BYU in 1982.



MARSHALL YOUNG | 1992-95

A two-time All-WAC kicker, connecting on 97 of 100 career PATs and 35 of 51 field goals. His 202 points rank fourth among kickers.

MINER LETTERWINNERS

A

Abor, Anwar	91,92,93
Acosta, Ricardo	94,95
Acree, Andre	00
Adamian, Paul	70,72
Adams, Greg	81
Adams, Kris	07,08,09,10
Adams, Martin	61,62,63,64
Adkins, Marvin	34,35
Adkins, Tommy	39,40
Adkison, Arnie	85,86,87,88
Adkison, Daron	87,88,90,91
Aguayo, Mike	06,07,08,09
Akharaiyi, Kelly	22
Akinduro, Godwin	01,02,03,04
Alarcon, Santos	86,87
Alexius, Aubrey	09,10,11,12
Allcorn, Dean	74,75,76,77
Aldredge, Ronnie	58,59,60,61
Allen, Charles	78
Allen, Delbert	80,81,82
Allen, Josiah	22
Allen, Mickey	42
Allen, Roy	46
Alsup, Ed	37,38
Alsup, Richard	58,59
Altemus, Tom	70,71
Alvarez, Miguel	75,76,77
Amaewhule, Praise	19,20,21,22
Amato, Geoff	08,09,10
Amdall, Mike	12, 13
Amerine, Randy	74,75
Amerson, Don	74,76,77
Amy, Braxton	06,07,09,10
Anderson, Chuck	65,66
Anderson, Donovan	90,91
Anderson, Eric	82,83,84,85
Anderson, Harvey	47
Anderson, Mike	71
Arciniega, Charles	63,64,65
Andreas, Vincent	37
Andrews, J.B.	29,30,31,32
Andrews, Lionel (Red)	35,36,37
Armes, Homer	36,37
Armstrong, Chester	32
Armstrong, Greg	88,89,90,91
Armstrong, Marshall	71
Arnold, Boyd	36,37
Ashley, Frank	34,35
Ast, Nick	21
Atkins, Dave	70,71,72
Atkinson, Eloy	09,10,11,12
Attel, George	37,38,39
Auelua, Alfonso	05,06
Aumua, Kaio	93,94
Austin, Dennis	89,90,91,92
Austin, Matt	02,03,04,05
Austin, Sherman	99,00,01,02
Avery, Bill	75
Awatt, Ronald	18,20,21,22
Ayala, Adam	10,11,12, 13

B

Babb, Kent	59,60
Bachelor, Ron	76
Baechle, Gavin	18,19,20,21,22
Baggett, Winfred	56
Bagley, Marcus	10,11,12, 13
Bailey, Fred	1919
Bailey, Patrick	90,91
Bailey, Victor	88
Bailey, Wayne	54,55,56,57
Baillie, Ray	95,96
Baker, Danny	91,92,93,94

Baker, Kevin	75
Baker, Pat	85,86
Baker, Shelton	93,94
Baldwin, Kenneth	59
Balenti, Dick	36,37,38
Balenti, Mike	36,37
Balfanz, David	80,81
Ballard, Jeremiah	22
Ballard, Walter	80,81
Ballew, W.F.	1920,21
Banks, Deaumontjae	18,19
Banks, George	96,97,98
Banks, Miles	20
Banner, Ziere	14
Banyard, Joe	10,11
Baptist, Darius	21,22
Barber, Tremem	38,39
Barboza, Gamaliel	20
Barczak, Joel	90,91,92,93
Barfield, Noel	58
Barnes, Dennis	20,21,22
Barnes, Ed	41
Barnes, Joe	58
Barnes, Merritt	64,65,66
Barnes, Mondel	54,55,56
Barnes, Tony	04,05
Barnett, Hal	75,76
Barnett, Jim	66,67,68
Barnett, Lee	35
Barnwell, Chris	17
Barrett, Al	72
Barrett, Ed	40
Barrett, Fred	38
Barrett, Logan	09
Barrett, Reggie	87,88,89,90
Barron, Jon	89,90,91
Batson, Tyler	14,15,16,17
Beard, Glen	99,00
Beneler, Wayne	52
Belcher, Kevin	80,81,82
Belichesky, Bronko	73
Bell, Dustin	08,09
Bell, Josh	12,13,14
Bellon, Marcus	22
Belshe, Jake	05
Belt, Fred	64
Belvin, Art	74,75,76
Benefield, Greg	80,81
Benekos, Bryce	01,02,03,04
Bennett, Bob	1923
Bennett, Gene	1920,21
Bennett, Homer	33
Bennett, Joe	1919,20,21,22
Bennett, Jules	47
Bentley, Dale	68
Benton, Joe	68
Berighus, Wendell	76,77
Berlanga, Charlie	68,69
Berry, James	70,71
Besses, Melvin	79,80
Bevan, Dean	1928
Bevans, Don	38,39,40
Beverly, Kalon	15,16,17,18
Bevers, Jimmy	55,56,57,58
Bickey, Coiff	41
Biggs, Frazier	1928
Binford, W.	1919,20,21
Birkhead, John	50,51,52
Bishop, Chance	16
Bishop, Glenn	88,89,90,91
Bishop, Ricky	97,98,99,00
Black, Alvin	92,93,94,95
Black, Bill	42
Black, Bruce	56
Black, Buddy	37,38,39
Black, Don	86,87,88

Black, Frank	1928
Black, Mike	74,75,76,77
Blackman, Jack	38
Blaine, Terrance	96
Blair, Jason	92,94,95,96
Blair, Nikita	81,82,83,84
Blake, Antwon	08,09,10,11
Bloodworth, Lloyd	41
Blythe, Stanley	64,65,66
Bobo, Clyde	52
Bobo, Robert	54,56,57,58
Bogan, Kevin	90,91
Boggs, Jacob	99,00
Bonds, Tommy	83,84,85,86
Bonner, Larry	89
Borrego, Juan	70,71
Booth, Blayne	93,94
Boston, Tanner	19
Bostwick, Ron	62,63,64,65
Bouis, Kevin	94,95
Bouras, Fade	99,00,01
Bowden, Jim	46,47,48,49
Bowman, Mike	77,78
Bowers, Juleion	18
Box, Travis	91
Boyce, Don	59,60,61,62
Boyce, Jason	07
Boyce, Leland	49
Boyd, Dan	39,40,41
Boyd, Dan	56,57,58
Boyd, Herschel	39,40,41
Boyd, Jayson	04,05
Boyd, Keith	93,94,95,96
Boykin, Ben	30,31,32
Boykin, Claude	1926
Bracken, Arthur	77,78,79
Bradford, Wade	74,75,76,77
Bradley, Thomas	85,87,88
Bradshaw, Charles	57,58,59,60
Brady, Mike	68,69
Bramlett, Dennis	69,70
Brasfield, Chris	91
Breiden, Arthur	42
Bresolin, Gino	13,14,15,16
Bretz, Glenwood	40
Brewster, Ralph	47,48,49,50
Bridler, Bill	42
Bridler, Braney	46
Brinkler, Pat	61
Brittingham, Andre	93,94,95
Broadddus, Morgan	49
Brock, Cooper	12,13,14
Broderick, Glenn	1919
Brooks, Corin	12
Brooks, Don	83,84,85
Brooks, Jerrod	15,16,17,18
Brooks, Lewis	69
Broughton, Wayne	52,53
Broussard, McKel	20,21,22
Brown, Barron	91
Brown, Bill	65,66,67
Brown, Cornelius	06,07,08,09
Brown, Derrick	90,91,92,93
Brown, Eric	80
Brown, Erik	17,18
Brown, Glen	54
Brown, Grady	54
Brown, Greg	78,79
Brown, Jermaine	93,94,95
Brown, Jerrell	17
Brown, Kenny	90,91,92
Brown, Kyle	11,12, 13
Brown, Lawrence, Jr.	93,94,95
Brown, Mike	80
Brown, Trey	12,13,14,15
Brownholtz, Calvin	19,20,21,22
Brownlee, Lance	87,88,89,90
Buckingham, Christian	17,19

Buckingham, Sani	16,17,19
Buckram, Donald	06,07,08,09,10
Bulitt, Andre	76
Bullock, H.L.	30
Bulos, Jesse	39,40,41
Bumgardner, Jack	93,94,95,96
Bunn, Ed	91,92
Burchard, Joe	50
Burks, Brian	94,95
Burnett, J.C.	1920,21
Burney, Kelly	81
Burns, Davis	22
Burris, Jack	35
Burris, Jack	52
Burrow, Cliff	75
Burton, Larry	92,93,94
Busey, Alan	18,19
Butler, Rommel	96
Byers, Jeremiah	20,21,22
Byrne, Doggie	1925,26,27,28

C

Calderella, Jack	63,64,65
Caldwell, Josh	18,19,20,21
Caldwell, Kevin	88,89,90,91
Cale, Thomas	93
Camilli, Matt	09,10,11
Campbell, Gerald	49,50,51
Campbell, Ian	10,11,12
Campbell, Jeff	1927,28,29,30
Campbell, John	68,69
Campbell, Wayne	46
Canales, Rick	90,91,92
Cannon, Pat	89,90,91,92
Cannon, Roscoe	1921,22,23
Cantrell, Harris	51,52,53
Cantrell, Jimmy	41
Cantrell, Wesley	42
Caples, Bill	1922,23,24
Carameras, Alex	42,46
Caravelli, Mike	88,89
Cargile, Lee	47,48,49,50
Carlile, Mookie	15
Carman, Bob	52,53
Carnell, Ben	46,47
Carpenter, Darryl	78,79,80
Carpenter, Jimmy	95,96,97,98
Carr, Fred	65,66,67
Carr, Russell	08,09,10,11
Carrasco, Mike	37
Carreon, Peter	13
Carson, Hugh	40,41
Carson, Tim	78
Carter, Isaiah	07,08,10,11
Carter, Robert	96,97,98,99
Carter, Tod	91
Casebier, John	40
Casey, Anthony	04
Casey, Pat	52
Cash, William	79
Cashon, Ed	36,37
Casillas, Willie	61
Casper, Steve	86,87,88,89
Cass, Henry	1925,26
Castellanos, Henry	85
Castellanos, Hugo	84,85,86,87
Castillo, Jeremy	00,01
Castle, Curtis	00,01,02
Castle, Keith	79,80
Castro, Joe	05
Cates, Bob	46
Cavness, Grady	66,67,68
Cefalone, Dominick	89
Chastain, Kenneth	97
Chambers, James	85,86
Chamois, Josh	03,04,05,06
Chandler, Kevin	81,82,83
Chaney, Joe	93,94,95,96

MINER LETTERWINNERS

Chapman, Bernard 70,71
 Chappell, Bethany 63,64
 Chavando, Jaime 69,70,71
 Chavis, Maurice 13,14
 Chemo, Milton 42
 Chesak, Bill 49,50
 Childs, Gene 67,68
 Christian, Kristopher 15
 Chukwukelu, Denzel 16,17,18,19
 Clark, Bill 1927
 Clark, Vic 41,46
 Clarke, Jostein 22
 Clarke, Sam 00,01,02
 Clayton, Carey 97,98,99,00
 Clayton, Chris 98
 Clayton, Robert 00,01,02,03
 Clements, George 50,51,52
 Clemons, Crance 98,99,00,01
 Cleveland, Jay 82,83
 Cleveland, Rovann 00,01,02,03
 Click, Cedric 02,03,04,05
 Coats, John 75,76
 Coats, Vic 61,62,63
 Cobb, Weldon 75,76
 Cockrell, Devin 13,14,16,17
 Coldwell, Charlie 1929,30,31,32
 Coleman, Bobby 54,55,56
 Coleman, LaFreddie 72,73
 Collavo, Troy 03,04,05,06
 Collins, Eric 83,84,85
 Collins, Harold 86,87
 Combs, Nicky 84,85,86
 Comer, Michael 93,94,95,96
 Conger, Darrell 58,59,60
 Conley, Dwight 91,92
 Contreras, Austin 08,09,10
 Cook, Joe 64,65
 Cooks, Vernon 86,87,88,89
 Cooks, Weldon 99,00,01,02
 Cooper, Eric 85,86
 Cooper, Kenneth 97,98
 Copeland, James 79,80
 Corbell, Berman 54,55,56
 Corbell, Dickie 59
 Cormier, Carl 92,93,94
 Costantini, Lorenzo 86,87,88,89
 Costello, Tom 87,88
 Cotchery, David 95,96,97,98
 Cotton, Don 52,53
 Cotton, George 40
 Cotton, Robert 52,53,54
 Cotton, Russell 38,39,40
 Cousins, Oniel 05,06,07
 Cowan, H.A. 58
 Cowan, John 58,59,60
 Cowden, Bob 40
 Cowell, Charles 47
 Cowing, Jacob 19,20,21
 Crabb, Alton 67,68
 Crafts, Jonas 01,02,03,04
 Craig, Tim 89,90,91
 Craighead, Brander 09,11,12, 13
 Craig, Bill 69,70,71
 Crawford, Bill 47,48
 Crawford, Mitchell 18,19
 Crawford, Rachaude 97,98
 Cresap, Sam 32,33,34
 Crews, Tommy 41
 Crittenden, Lonnie 72,73
 Croft, Don 68,69,70,71
 Cromartie-Smith, Da'Mon 06,07,08,09
 Crow, David 75,76
 Crutcher, Jim 46
 Crutcher, John 95,97,98,99
 Cruz, Anthony 91,92
 Cruz, Orlando 02,03,04,05

Culbreth, Marcus 85,86,87,88
 Cullumber, Tanner 08,09,10
 Cumbie, Brandon 94,95,97
 Culp, Jerry 51,52,53,54
 Curtis, Jaryl 93,94,95
 Czerniewski, Vince 15

D

Daney, George 65,66,67
 Daniels, Jerome 13,14,15,16
 Daniels, Rick 78
 Darby, Rich 83,84,85,86
 Darden, Clifton 57,58
 Darilek, Trey 00,01,02,03
 Daross, James 31,32,33,34
 Daugherty, Dick 66,67,68
 Davidson, Paul 28
 Davidson, James 10,11,12, 13
 David, C.A. 51,52
 Davis, Brad 96,97,98
 Davis, Charlie 1981
 Davis, Dario 98,99
 Davis, Desmond 16
 Davis, Evan 07,08,09,10
 Davis, Jim 49,50
 Davis, Larry 65,66
 Davis, Larry 92,93,94
 Davis, Tyrone 90,91,92,93
 Davis, Wymon 46
 Dawn Jr, Walter 16,17,19,20,22
 Dawson, Brooks 66,67,68
 Day, Chris 05,06,07,08
 Deal, Mike 96,97,98
 Dean, Charles 38,39,40
 DeGroat, Jim 48,49
 DeHaro, Bobby 18,19,20,21
 De La Rosa, John 15,16
 Delgado, Sir James 04,05
 Demps, Quintin 04,05,06,07
 DeSha, Scott 70,71,72
 Devlin, Mike 40,41,42
 DeVries, Russ 86,87,88
 Dew, Brandis 07,08
 Diaz, Mickey 75
 Dickerson, Robert 87,88
 Dickey, M.H. 42
 Dickinson, W.E. 1921
 Dillard, Dirk 01,02,03,04
 DiMatteo, Alex 02,03,04,05
 Dimel, Winston 18
 Diremeyer, Bob 51,52,53
 Dixon, Jason 93,94,95
 Dixon, Eddie 85,86,87,88
 Dixon, Foster 16
 Dnago, Rosario 50
 Dooley, Nick 12,13,14,15
 Dorenbos, Jon 00,01,02
 Dorris, Lorris 38
 Dorsey, Kevin 93
 Doughtie, Lee 75
 Douglas, Steve 02,03,06,07
 Dove, Kevin 16,17
 Dowdy, Mark 00,01,03,04
 Dowell, LaQuintus 12,13,14,15
 Downey, George 81
 Doxey, T.A. 1920,21
 Draughton, Nate 03,04,05,06
 Driver, Darryl 83,84,85
 Duarte, Omar 01,02,03,04
 DuCloss, King 51
 Ducre, Arnold 83,84,85
 Dudley, Don 70,71
 Duffel, Carl 32,33
 Duffield, James 83
 Duncan, Bobby 73

Duncan, Frank 75,76,77,78
 Durham, Larry 61,62,63,64
 Durio, Ivory 91,92,93
 Dwiggin, Raymond 30,31

E

Ealy, Chuck 59
 Ebell, Tyler 05
 Edminson, Charles 46,47,48
 Edminson, Jimmy 59
 Edwards, Harold 30
 Edwards, Michael 11,12
 Eldridge, John 86,87,88
 Elliott, Robert 74,75,76,77
 Ellis, Matt 05
 Ellison, Darius 95,96,97,98
 Elmendorff, Derek 14,15,16,17
 Elsner, Luke 14,15, 16
 Elwood, Matt 01,02,03,04
 Emmett, Robert 1928,29,30
 Emmons, John-Austin 02
 Epps, Brandon 92,93,94
 Epps, Gene 67,68
 Erving, Jameel 13,14
 Erwin, Ronald 54,55,56
 Espinosa, Luis 03,04,05
 Espinosa, Robert 01,02,03,04
 Espiritu, Nick 65,66,67
 Esquivel, Sandi 1921,22
 Estrada, Nick 93
 Evans, Arthur 1921,22
 Evans, Creg 86,87,88
 Evans, Jim 61,62,63
 Evans, Raymond 42,46,47
 Evans, Rickie 85,86
 Evbuomwan, Lance 09,10
 Evenhus, Jeremy 01,02
 Everest, Andy 47,48,49

F

Fabish, Jim 67,68,69
 Fager, Ed 42,46
 Fager, Jim 47-48
 Fain, Floyd 84,85,86
 Famaligi, Ariel 99,00,01,02
 Fambro, Matt 97
 Fanoga, Mike 85,86
 Fant, Leeford 59
 Farlow, Barney 46
 Farrar, Michael 09
 Fehoko, Jamie 10,11
 Felix, Robby 05,06,07,08
 Fely, Josh 11,12
 Fematt, Josh 07
 Fenner, Jahmal 01,02,03,04
 Ferguson, Buck 47
 Ferguson, Josh 05,06,08
 Ferguson, Selectman 48
 Ferguson, Theodore 1928
 Ferrell, Scott 90
 Ferrell, Remo 47,48
 Fette, Rick 99,00,01,02
 Fields, Joshua 17,18,19,20
 Fields, Willie 66,67
 Fifita, Tevita 02,03,04,05
 Filley, Jason 17,18
 Finley, Matt 97,98
 Fino, Ben 36,37
 Firstley, Silas 13,14,15,16
 Fisher, Bobby 59
 Fisher, Kelvin 14
 Fitzgerald, Charles 42,47
 Fitzgerald, Dewey 40,41
 Fitzsimmons, Jim 66
 Fleskoski, Joe 03,04,05,06

Flores, Davis 85,86,87,88
 Flores, Joe 76
 Flores, Reynaldo 18,19,20,21,22
 Floyd, Don 52
 Floyd, Gonzalo 90,91,92,93
 Floyd, Lee 40,41,42
 Flynn, Gabe 19,20
 Flynn, Richard 1929
 Fogle, Lee 47,48
 Folkner, Steve 78,79,80
 Fondren, Cody 34,35
 Force, Craig 84
 Ford, Cole 15
 Ford, Katrae 10,12,13,14
 Ford, Tim 05
 Forester, Stephen 17,18,19,20
 Forkerway, Eddie 76,77,78,79
 Forrest, Bob 55,56,57
 Forrest, Dick 55,56,57
 Forrest, Randy 86,87,88
 Foster, Cooper 13,14,15,16
 Foster, Herman 49,50
 Foster, Keynan 17,18
 Foster, Murray 69,70,71
 Fountain, James 65,66,67
 Fowler, Blair 85,87
 Fowler, Bob 80
 Francies, Chris 02,03,04,05
 Francis, Aaron 03
 Fraser, Danny 47,48,49,50
 Fraser, Makana 16
 Frazier, Vernon 08,09,10,11
 Frazier, Wayne 12,13
 Freeman, Jack 08
 Freytag, Cole 12,14,15,16
 Fryar, Zach 20,21
 Frye, Jeken 09
 Frye, Tony 70-71
 Fuller, Willie 85,86,87,88
 Fulton, Caesar 56
 Furguson, Ellias 46
 Furman, John 58,59,60,61
 Furman, Mike 58,59

G

Gabbard Phil 85,86,88,89
 Gabrel, Pug 47,48,49,50
 Gadison, Lee 90,91
 Gage, Bill 38
 Galbraith, Gervis 58,59
 Galloway, Tom 67,68
 Gamble, Harrison 62,63,64,65
 Garcia, Bubba 76,77,78,79
 Garcia, Jose 02,03,04,05
 Gariham, Gary 75,76
 Garlisch, Roy 79,80
 Garnett, Jagves 21,22
 Garrett, Justin 19,20,21
 Garrett, Rick 80
 Garvey, Bob 75,76
 Garza, Sammy 83,84,85,86
 Gasser, Howard 89,90
 Gates, Bill 46
 Gatewood, Derron 15,16,17,19
 Gathrite, Nick 13,14
 George, Alden 58,59,60
 George, Kenneth 54,55,56
 George, Tony 81,82,83,84
 Gerlach, Dave 69
 Giannoni, David 93,94,95,96
 Gibbs, Eric 92,93
 Gibson, Eric 98
 Gibson, Paul 70,71
 Gilkerson, George 1928,29
 Gill, Jack 41,46
 Gillespie, Jason 89,90,91,92
 Givens, Aaron 02,03,04,05

MINER LETTERWINNERS

Givens, Brian	01,02,03,04
Givens, Johan	05,06,07
Glasgow, Virgil	79,80,81,82
Glosson, Clyde	68,69,70
Glosson, Julius	63,64
Glover, Jason	01
Glover, Robert	61,62,63,64
Glover, Tony	87,88
Golliher, Mark	92,93
Gnauck, Robert	1924,25
Golden, Autrey	12,13,14,15
Goldtrap, Elijah	07,08,09,10
Golson, Keonta	97,98
Gonzales, Al	95,96
Gonzales, Jacob	02,03,04,05
Gooden, John	47,48,49
Goodwell, Landon	06,07,08,09
Goosby, Kevin	92,93,94
Gorden, Marshall	78,79,80
Gothard, Jack	55,56
Graniello, Ben	01,02,03,04
Grant, Darnell	79,80,81,82
Graves, Raymond	37
Gray, Alan	95,96,97,98
Gray, Josiah	18
Gray, Shawn	91,92,93,94
Grayson, DeShawn	09,10,11,12
Green, Bill	1924,25,26,27
Green, Frank	1928
Green, Johnny	39
Greenlee, Zack	16,17
Green, Larry	77,78
Griffin, Charles	46
Griffin, Kalaii	17,18,19
Griggs, Steve	86,87,88
Griego, Nick	95,96
Grimes, Jeff	86,87,88,89
Grinstead, Aaron	95,96,97,98
Grounds, Elmer	42,46
Grounds, Robert	46,47,48,49
Grubes, Dick	59
Guerra, Giovanni	09
Guerra, Ruben	17,18,19
Guilford, Wally	66,67,68
Gutierrez, Rosendo	50
Gunnels, Rich	69,70
Guy, Quincy	93,94

H

Hagar, Don	81
Hagopian, Joe	21,22
Hahn, John	73
Haley, C.J.	11,12
Hall, Jay	11
Hamilton, Ian	12,13,14
Hamilton, James	90,91,92
Hamm, David	14
Hammond, James	49,50
Hammonds, Clyde	89
Hanel, Justin	03,04,05,06
Hankins, Deion	20,21,22
Hanna, John	36,37
Hanna, Mike	02
Hannon, Bill	57,58,59
Hansen, Wayne	47,48,49
Hanson, Randy	84,86
Haqq, John	92,93
Harden, Leon	67
Harding, Gene	50
Harding, Kevass	88,89
Hardison, David	61
Hardison, Gavin	20,21,22
Harman, Hugh	54,55,56
Harper, Christian	13,14,15,16
Harper, Gordon	73

Harrell, Broderick	18,20
Harrell, Larry	63,64
Harris, Chris	95,96
Harris, Phil	73
Harris, Ramonte	08
Harris, Tyce	84,85,86
Harrison, Ishmael	12,13,14,15
Harsbarger, John	39,40
Hartgraves, Bobby	56
Hartman, W.	1920,21
Harvey, Jim	58,59,60,61
Harvey, John	85,86,87,88
Haselhorst, Dale	73
Hasten, Dan	68
Hatch, Phil	69,70
Hatcher, Kent	56
Hausenbaucer, Ed	46
Hawk, Henry	32
Hawley, Lincoln	1926
Hayes, Leon	13,14,15,16
Hayner, Glenn	71
Haynie, Harold	1922,23
Hayward, Breon	20,21
Heard, Matthew	14
Heard, Roy	51,52
Hearn, J.D.	02,03,04
Hedecoke, Wade	52,54
Hegarty, Pat	87,88
Heineman, Ken	35,36,37,38
Heinman, Lloyd	47,48
Helsius, Connor	20
Henderson, Brent	94,95,96,97
Henderson, Don	42
Henderson, George	76,77
Henderson, Joe	65,66
Henry, Arnold	35
Henry, Zuri	18,19,20,21
Henson, Joe	61
Hernandez, Luis	59,60,61,62
Hernandez, Tony	33,36,37,38
Hernandez, Will	14,15,16,17
Herriott, Ed	72,73
Hester, Todd	83,84
Hewitt, Derek	88,89,90,92
Hickl, Matt	95,96
Hicks, Michael	95,96,97
Hiatt, Greg	07,09
Higgins, John	75,76
Higgins Jr., Johnnie Lee	03,04,05,06
High, Karmul	99,00,01,02
Hill, Holton	80,81,82
Hill, Leonard	75,76,77,78
Hill, Marvin	87,88,89
Hill, Raymond	86,87,88,89
Hillebrand, Rich	78,79,80
Hillman, Grady	50
Hippolyte, Phillip	95,96
Hobbs, Thurman	56
Hochuli, Ed	69,70,71
Hodgson, Dave	78,79
Holden, Dean	61
Holderman, Cole	59,60
Holderman, H.L.	49
Holderman, Sonny	48,49,50
Holleman, Greg	08,09,10
Holley, Joe	47,48,49,50
Hollins, Nathan	90,91
Holloway, Menson	96,97,99,00
Holmes, Oliver	71,72
Holt, Johnny	56
Holt, Ray	75,76,77,78
Hooks, Anthony	89,90,91,92
Hopkins, Gene	16
Hosseini, Bijan	18,19
Hourigan, Richard	35
Hotchkiss, A.J.	18
Hotchkiss, Ryan	05,06
House, Josh	03,04,05
Houser, John	94
Housler, Rob	84,86,87,88

Howard, Arthur	42
Howard, Preston	41,42,46
Howard, Thomas	02,03,04,05
Howle, John	52,53,54,55
Hubbard, James	73,74
Hubbard, Steven	20, 21,22
Huddleston, Pat	31,32
Huffman, Coleman	46,47,48
Hughes, Chuck	64,65,66
Hughes, Dennis	76,77
Hughes, Treyvon	15,17,18,19
Hugue, Trejon	21,22
Huhn, Shane	12
Hunt, Brent	97,98,99
Hunt, Jamar	05,06,07,08
Hunt, Justin	00,01,02,04
Hunt, Pat	88,89
Hunter, Pierce	07,08,09,10
Huntley, Rod	07,08,09,10
Hurt, Steve	74,75,76,77
Hutto, Joe	50
Hylton, Kobe	22
Hynson, Adrian	15,16,17,19

I

Iakopo, Falaniko	86,87,88,89
Ibok, Ibok	01,02,03,04
Ihegborow, Best	93,94,95,96
Iyang, Dy'vonne	19,20,21
Iron, Jack	63,64
Irving, Jamie	08,09,10,12
Ivery, Carl	34,35

J

Jacke, Chris	84,85,86,88
Jackson, Alan	96
Jackson, Brandon	05
Jackson, Bruce	92,93,94,94
Jackson, Camar	99,00,01,02
Jackson, David	16
Jackson, Gene	65,66
Jackson, Howard	01,02,03,04
Jackson, Julian	17
Jackson, Mike	75,76,77
Jackson, Parrish	93,94,95
Jackson, Ray	61,62,63,64
Jackson, Terrell	07,08
James, Adrian	10,11,13,14
James, Louis	61,62,63,64
James, John	01
James, Ty'reke	20,21,22
Jarzombek, Frank	78,79,80
Jaure, Joe	67,68
Jean Charles, Alex	16,17
Jeffery, Nathan	11,12,13,14
Jepsen, Mike	91
Jeune, Wiston	09,10
Johnson, Brandon	02,03
Johnson, Cedric	93,94,95,96
Johnson, Christian	17,18
Johnson, Elzie	96,97,98,99
Johnson, Harold	75,76,77,78
Johnson, Ilijah	22
Johnson, Jim	52,53,54,55
Johnson, Jim	56,57,58,59
Johnson, Jimmie	1926
Johnson, John	71,72
Johnson, Kavika	15,16,17,19
Johnson, Leroy	66,67,68
Johnson, Lucien	75,76
Johnson, Luther	83,84,85,87
Johnson, Ray	37,38,39
Johnson, Stacey	84,85
Johnson, Tanny	74,75,76,77
Johnson, Terrance	94,95,96
Johnson, Tom	1923

Johnston, Clifford	96,97,98,99
Johnston, Leroy	60,62,63
Jones, Aaron	13,14,16
Jones, Alvin	14,15,16,17
Jones, Brandon	18,19
Jones, Coy	50,51
Jones, Emmitt	95
Jones, Gary	74,75,76
Jones, Jeremy	03,04,05,07
Jones, Jim	12,13
Jones, Johnny	16,17
Jones, Ken	81
Jones, Lee Allen	57,58
Jones, Ron	67,68
Jones, Victor	03,04
Jordan, Brandon	07
Jordan, Eugene	36
Jordan, Vincent	85,86,87
Joseph, Jalen	21
Joyner, Seth	82,83,84,85
Juniel, Terry	16,17,18

K

Kanaday, Jack	39,40
Kandich, Jerome	70,71
Kams, David	66,67,68
Keily, Ernest	46,47,48,49
Kelley, Andrew	95,96
Keithley, Gary	71,72
Kelly, George	08
Kelly, Lee	47,48,49
Kelly, Tom	70,71
Kelley, Michael	13
Kemp, Donavon	08,09,10,11
Kendall, Ulysses	61,62,63
Kennedy, Matt	96,97
Kennedy, Ralph	61,62,63
Kennedy, Ralph	61,62,63,64
Kern, Brian	80,81,82,83
Kerr, Chris	00,01,02,03
Kerr, Dan	00,01,02,03
Kerry, Morton	54,55,56,57
Keseday, Bob	83,84,85,86
Key, Francis	30,31
Kimball, Al	70,71,72
Kimball, Don	80,81,82
Kimrin, Ola	97,98,99
King, Aaron R.	03,04,05,06
King, Aaron L.	08,09
King, Barry	98,99,00,01
King, Bobby	98,99,00
King, George	38,39,40
King, Jimmy	36,37,38
King, Mike	83
Kirby, Timon	58,59,60,61
Kirby-Smith, Frank	35
Kirby-Smith, Seldon	35
Kirry, Dale	95,96,97,98
Kizzie, DeMarcus	12,13
Klann, Carl	78,79,80
Klein, Elijah	19,20,21,22
Klink, Sammy	41
Knapp, Joey	98,99,00,01
Knight, Tyrice	20,21,22
Knoepfel, Jerry	74,75,76
Kolliner, Bob, Jr.	59,60
Kopplin, Dan	92,93
Koval, Ken	69,70,71
Krebs, John	37,38,39
Krutilek, George	31,32,33,34
Kugler, Sean	85,86,87,88
Kyles, Anthony	15,16

L

Lamaison, Nick	11,12
Lancaster, Guy	52

MINER LETTERWINNERS

Lance, Art 46
 Lane, Jon 05
 Lang, Cedrick 15
 Laraba, Bob 55,56,57,58
 Larsen, Leif 96,97,98,99
 Lash, Thomas 18
 Laufasa, Darrin 13,14,15,16
 Laufasa, Jeremiah 14,15
 Laya, Bobby 55,56,57,58
 Lazarin, Robert 18,19
 Leach, Dick 64,65
 Leasau, Tyler 15
 Lee, Darta 19,20,21
 Lee, Eric 14,15
 Leftwich, Mack 13,15
 Leomiti, Ja-Boy 07,08
 Leone, Matt 84
 Leslie, Jordan 11,12,13
 Levy, Bill 61,62
 Lewicke, Steve 65,66,67
 Lewis, Bill 56,57,58
 Lewis, Chris 01
 Lewis, Darren 87,88
 Lewis, Kenyon 94,95
 Lewis, Michael 15,17,18,19
 Light, Jack 1923
 Lightbourne, Yahchaaroah 10,11
 Lilja, Leonard 94,95,96
 Lindholm, Ray 92,93,94,95
 Lindgren, Fred 33
 Linne, Larry 83,84,85
 Lipscomb, Keith 85,86,87
 Little, DeAndre 11,12,13
 Little, Doug 74,75
 Littlejohn, Ansel 90,91
 Locknecker, Brad 72,73,74
 Locksley, Kai 18,19
 Logan, Sky 15,16,17
 Logoleo, Nathan 19
 Logston, David Sr. 78,79,80
 Logston, David Jr. 12,13
 Lohman, Jim 73,75,76
 Loman, George 90,91,92,93
 Long, DeAndros 95
 Long, Greg 16,19
 Loose, V.O. 1919,20,21
 Lopez, Julian 22
 Lopez, Julio 10,11
 Lopez, Rick 74
 Lopez, Ricki 86,87,88,89
 Love, Edward 19
 Lovilotte, Dante 16,17
 Lovorn, Neil 69,70
 Lowrance, Omar 92,93,94
 Lowe, Duron 19,20
 Lowe, Jason 88,89
 Lowry, Mitchell 36,37
 Lubin, Josh 94,95
 Lucero, David 17,18
 Lujan, Markos 17,18
 Luna, Alan 15,16,17
 Lundergan, Noel 51
 Lunnon, Gerred 00,01
 Lybrand, Benny 56,57,58
 Lynch, Scott 83,84,85
 Lyneis, Carl 61,62,63

Mariani, Mark 86,87,88,89
 Mark, Terrl 12
 Maros, Mike 38,39,40
 Marrow, Chris 03,04,05,06
 Marshall, Steve 75,77,78
 Martin, Dick 58
 Martin, James 11,12
 Martin, Jimmy 41
 Martin, Kirk 89,90,91,92
 Martin, Nick 11
 Martinez, Jim 76,77
 Martinez, Jose 07,08
 Marusich, Sam 46
 Mascorro, Trace 17,18
 Mason, Don 61,62,63,64
 Massey, Ricky 91,92
 Mata, Enrique 52,53,54,55
 Matejowsky, Paul 50,51
 Matherson, Riley 37,38
 Matson, Wayne 80,81
 Matthews, Horace 36,37
 Matthews, Reggie 66,67,68
 Mattox, Jay 13,14,15,16
 Mauch, Casey 03,04,05,06
 Maxie, Demetrious 93,94
 May, Alber 34
 May, Kevin 79,80,81,82
 May, O.P. 36,37
 Mayers, Justin 20,21,22
 Mayfield, Darby 68,69
 Mayfield, Dennis 69,70
 Mayhew, Haden 30,31,32,33
 Maynard, Don 54,55,56
 Maynard, Scot 84
 Mays, Lee 98,99,00,01
 McCage, Nathan 10,11
 McCall, Mike 77
 McCallmont, Charles 58,59,60,61
 McClelland, Aaron 81
 McClure, Marlon 09,10
 McCollum, J.J. 1919,20,21
 McCormick, Joel 52,53,54
 McCullouch, Tim 05,07
 McCune, H.L. 1929
 McDonald, Mark 70,71
 McEachern, Brad 81,82,83,84
 McElroy, Brian 93,94
 McElwain, Corey 03
 McGary, Kolbi 16
 McGehee, Don 58,59
 McGhee, Anthony 11
 McGloghlin, Tres 81,82,83,84
 McGowan, Hag 1925,26
 McGraw, Cordell 49,50
 McHenry, Larry 66,67
 McKay, Jack 58
 McKee, Forest 17,18,19,21
 McKemy, Harry 1919,20,21,22
 McKenzie, Terrell 1929
 McKinley, Bobby 74,75
 McKinney, Lawson 1921,22
 McKinnon, Matt 97
 McLean, Adam 66,67
 McLish, Gary 61,62
 McLure, George 1919
 McNac, Anthony 06,08,10
 McQuay, Jason 05,06
 McQueen, Scott 80
 McShane, Matt 07
 McWilliams, Bill 49
 Meagher, Joe 31
 Means, Kenny 79,80,81,82
 Medart, Bill 52,53,54
 Meek, Colby 06,07,08,09
 Meeks, Jackie 57,58,59,60
 Meeks, Larry 58,59,60,61
 Meger, Carson 10,11,12
 Meireles, Juan 81

Melear, John 47,48
 Melendez, Paulo 12,13,14
 Menges, Mitch 93
 Menifee, Scooter 88,89
 Merkens, Trey 97,98,99,00
 Merrell, Gary 68,69
 Merriweather, Rusty 78,79,80
 Mervin, Robert 20,21,22
 Metz, Ryan 15,16,17,18
 Mewhorter, Bill 46,47
 Meyer, Andrew 19,20,21,22
 Miles, David 91,92
 Miles, Roger 59
 Miles Jr., Reggie 03,05
 Miller, Bob 46
 Miller, Brandon 09,10
 Miller, Horace 11,12
 Miller, Jack 54,55
 Miller, Joe 74,75
 Miller, Negale 08
 Miller, Steve 75
 Miller, Wesley 11,12,13,14
 Millican, David 68,69
 Miner, Walte 31,32,33
 Mineo, Chris 02,03,04,05
 Minor, Terrance 98,99,01,02
 Misaalefua, Christopher 15,16
 Misaalefua, Jenson 18
 Mitacek, Buddy 88,89
 Mitchell, Leo 75,76,77
 Mitchell, Carrington 20,21
 Mitchell, Vernon 55,56
 Mizner, Ed 1921
 Mock, Chandler 1928,29,30
 Molina, Rick 97
 Moncure, Chad 10
 Monroe, T.J. 07
 Montegut, Lawrence 14,15,16,17
 Montgomery, Jesse 17
 Moody, Fred 78
 Moore, Bubba 93
 Moore, Chris 06,07,08,09
 Moore, Darryl 90,91
 Moore, Don 80
 Moore, Donn 52
 Moore, Jack 1924
 Moore, Jonny 07,08,09,10
 Moore, Larry 78,79,80
 Moore, Robert 81,82,83,84
 Moore, Ross 36,37
 Moothery, Richard 02
 Morgan, Derrick 11,12
 Morgan, Doug 86,87,88,89
 Morgan, Jimmy 63,64,65,66
 Morgan, John 80
 Morgan, Ray 56
 Morgan, W.C. 1920
 Morphew, Kenneth 34
 Morris, Bo 03,04
 Morris, Raymond 80,81,82,83
 Morris, Terry 86,87
 Morris, Tucker 52
 Morrow, Anthony 07,08,09,10
 Mortimer, Bob 62,63,64
 Morton, Tim 62,63,64,65
 Mosca, Sam 50
 Moseley, Jeb 85,86,87,88
 Moss, Brandon 13,14,16
 Moss, Kelton 20,21,22
 Moss, Phillip 02,04,05,06
 Moturi, Jeff 06,07,08,09
 Muagututia, Halakilangi 96,97
 Mullen, Robert 1919,20
 Munoz, Ruben 10,11,12
 Munsell, Scott 75
 Murphy, Volley 67,68
 Murphy, Raymond 95,96

Murray, Robert 83,84,85,86
 Musgrave, Jimmy 14,15
 Mussey, Doug 66,67,68
 Mustain, Marshall 1926,27,28,28
 Mustain, Paul 1925
 Myers, Leilyon 10,11

N

Napier, Sterling 14,15,16,17
 Nash, Jim 61,62,63,64
 Natkin, Brian 97,98,99,00
 Navarette, Hovacio 46
 Neal, James 21
 Neal, Willie 77,78,79
 Needham, Nik 15,16,17,18
 Neil Jr., Walter 21
 Nelson, Jack 1924,25,26
 Nelson, James 11,12
 Neugebauer, Virgil 1928,29,30
 Newborn, Darryl 81
 Newlin, Nick 66,67
 Nixon, Travaun 10,11
 Noble, Wendell 1919
 Norman, Lawrence 98,99,00,01
 Norwood, Max 47,48,49

O

Obi, Bernard 08,09,10,11
 Obomese, Alex 03,04,05,06
 Odell, Gene 52,53
 O'Donnell, Pat 60,61,62,63
 O'Donnell, Tommy 31
 O'Driscoll, Norm 74
 Ogden, Rusty 78,79,80
 Olalekan, James 05,06,07,08
 Oliver, Jack 80
 Oliveri, Wally 67,68
 Olsen, H.V. 1920,21
 Olsen, Jon 95,96
 Olsen, Swede 1923,24,25
 O'Neal, Pat 70,71
 O'Neill, Dane 06,07
 Ornelas, Manuel 40
 Ortega, Josh 17,18,19,21
 Ortiz, Jo Jo 08,09
 Osborn, Aaron 02,03,04
 Osolinsky, Will 07,08,09,10
 Ostertag, Carl 41
 Oswalt, Harold 51,52,53,54
 Ovinco, Nesly 17

P

Packard, Bill 73,74
 Paden, Jack 37
 Padilla, Humberto 05,06
 Padia, Rick 81,82
 Page, L.O. 32,33,34,35
 Paige, W.C. 73,74
 Palmer, Daniel 08
 Palmer, Jordan 03,04,05,06
 Paolinelli, Ken 09
 Pape, Anthony 88
 Paredes, Pete 35,36,37
 Parker, Bary 84,85,86,87
 Parker, Johnny 41
 Parr, Rick 73,74
 Parrish, Mark 05
 Parsee, Dylan 16,17,18,19
 Parsons, Curt 63,64,65
 Partridge, J.D. 49,50
 Pate, Dexter 62
 Patterson, Devin 11,12,13
 Patterson, Fred 89,90,91,92
 Patton, Fred 05
 Patton, Jarrett 79,80

M

MacEsler, Joe 83,84,85,86
 Macias, Gabe 04,05
 Mack, Gene 68,69,70
 Madunezim, Brian 15,16
 Magruder, Guyler 1919
 Malewitz, Mike 20
 Malone, Jim 41
 Manfredonia, Bobby 84,85,86,87
 Marcell, Jack 48,49

MINER LETTERWINNERS

Paxon, Paul	58,59,60,61
Pearce, Odie	1929,30
Pearce, Odie	36,37
Pennington, Barry	37,38,39
Perales, Jaime	19
Perea, Tony	70,71,72
Perez, Mike A.	02,03,04
Perez, Mike R.	90,91,92,93
Perez, Poppy	36,37,38
Perez, Rocky	97,98,99,00
Perrenot, Preston	1919
Perry, Kevin	10,11,12,13
Petersen, Kyle	07,08,09
Peterson, Jim	56
Petronis, Joe	97
Petty, Ken	73
Phillips, Darryl	93,94,95
Phillips, Wesley	99,00,01
Pickett, Michael	11
Pickney, Joseph	17
Pikes, Chris	95
Pippen, Harold	30
Pippens, Odell	79,80
Pixley, Arlen	91,92
Pittman, Emilio	86,87,88
Pitts III, Otis	22
Planter, Aaron	94,95
Plinke, Hayden	15,16
Plumbly, Billy Bob	51,52,53
Polk, Joseph	95,96,97,98
Pollard, Harold	47
Pond, John	1929
Pool, Heath	36
Porras, Charles	42
Porter, Chris	00,01
Porter, Will	95
Pou, Garvice	33
Pounds, Robert	86,87
Powe, Mike	91,92,93
Powell, Kurt	81
Powell, TK	15,18
Pratt, Jerry	58,59
Prescott, Orion	16
Prevost, Terrence	78,79,80
Price, Owen	38,39,40,41
Prince, Justin	19, 20,21
Pringle, Craid	91,92
Pry, Mike	96,98
Pruitt, Rodney	81,82
Puente, Anthony	11,12,13,14
Pufahl, Robert	87,88
Puishes, Ed	69,70,71
Punimata, Nuuese	07,08
Purity, Ross	86,87,88,89
Pursley, Stanley	56
Pursley, Steve	56,57,58
Putnicki, Rick	76,77,78

R

Race, William	1919
Ragsdale, J.G.	1921,22,23
Ragsdale, Ken	64
Ramirez, Erik	14
Ramirez, Jorge	89,90,91,92
Ramirez, Oscar	77,78
Ramos, Mark	21,22
Rancich, George	39,40
Randle, Thurman	66,67
Randolph, Josh	99,00
Raney, Morris	36,38,39
Ransom, Hayde	37
Raschke, Cameron	06,07,08,09
Rausch, Dick	66,67,68
Rawls, Don	78,79,80
Ray, Allan	97,98,99,00
Ray, Courtney	97

Ray, Grady	73,74
Rayborn, John	95,97,98
Redix, Warren	15,16,17,18
Reed, Benny	70,71
Reed, Germard	10,11,12,13
Reed, Glenn	58
Reese, C.J.	18
Reese, Grady	19
Reffett, Troy	86,87,88,89
Reisman, Dick	68,69
Remo, Jeff	85,86,87
Renfro, Da'Carlos	13,14,15
Renteria, Jesus	95,96
Renteria, Manny	46
Reynolds, Eric	07,08
Reynolds, Mike	69,70
Rheinheimer, Ocar	1919,20,21,22
Rhew, Redus	1919,21
Rhodes, Tommy	46
Ribitzki, Tyler	05,06
Riccillo, Joe	94,95,96,97
Rice, Williams	1919
Richardson, Chris	16,18,19
Richardson, Devante	14
Richardson, Torey	21
Riddick, Chris	86,87,88
Riddick, Steve	06,07,08,09
Ridgeley, Scott	88
Riggs, Billy	56,58,59
Riley, Clint	86,87
Riley, Clovis	51,52,53
Riley, James	04,05,06,07
Riley, Jeff	80
Ritchey, Craig	81,82
Roberson, Traun	13,14,15
Robertson-Harris, Roy	12,13,14,15
Robertson, Jared	00,01
Robinson, Bill	60,61
Robinson, Curtis	63,64
Robinson, Daniel	04,06
Robinson, Elijah	20,21,22
Robinson, James	11,13
Robinson, Keith	01,02,03
Robinson, Lewis	1919,20,21
Robinson, Mike	68,69,70
Robinson, Tory	08,09
Rocha, Sal	59
Rochin, Mario	46
Rodgers, Thomas	95,96,97,98
Rodriguez, Richie	18
Rodriguez, Robert	01,02,03,04
Rodriguez, Tony	96
Roger, Don	76
Rogers, Cole	14,15
Rogers, Justin	16,17,18,19
Rogers, Sam	92,93,94
Roland, Bud	49,50
Ropati, A.J.	12,13
Roquemore, Reggie	87,88
Rosas, Fred	46,47,48,49
Rosas, Rene	51,52,53
Rose, James	81,82,83,84
Ross, Bill	86,87,88
Ross, Roy	90
Ross, Ykili	19
Rouse, Fred	07
Rowlett, J.J.	91,92,93,94
Royal, Brendan	16
Rudolph, Jalen	20,21,22
Ruggles, Mike	13,14
Ruiz, Alex	96,97
Ruiz, Elijah	19,20
Ruiz, Jonathon	98
Rumsey, Larry	62,63,64
Rushing, Ralph	78,79
Russell, Harold	52,53,54
Russo, Tony	82,83,84,85
Rutledge, Randy	54,55,56,57

Ryan, Rodney	94,95
Rzucki, Greg	68,69

S

Salazar, Hector	81,82,83
Salcedo, Gilberto	38,39,40
Sale, Ken	88,89
Salem, Albert	46
Salima, Clay	04
Salinas, Nick	98,99
Salsler, J.K.	32,33,34
Salter, Dan	79,80,81,82
Sam, Lorne	06,07
Samaniego, David	88,89
Sammur, Jake	17
Sample, Denver	67,68
Sampson, Harold	74,75,76,77
Sampson, Nick	08
Sanchez, Dan	96
Sanchez, Javier	96,97,98,00
Sanford, Bill	52
Sanford, Marshall	02,03,04,05
Sanson, Jim	69,70
Santillan, Paul	09,10,11,12
Savage, Arlanders	91
Saxon, Bob	1929
Schaffer, John	1919
Schaper, Jon	01,02,03
Schemenz, Al	42,46
Schmidien, Mike	72
Schneider, Reagan	03,04,05,06
Schulte, Shaun	88,89
Schultz, Dawson	1928
Schwartz, Eric	83
Scott, Carlos	78,79,80,81
Scouler, John	84
Sears, Jake	04,05,06,07
Seay, Clarence	85,86,88
Sechrist, Bill	47
Seegers, Kelly	81
Seeton, Jeff	97,98,99,00
Senna, Joe	89
Serna, David	96,97
Sesich, Rob	88,89,90,91
Settle, Ronald	54
Shadrawy, Tufick	06,07,08,09
Sharp, Gage	12
Shaw, Edward	93,94
Shaw, Jarrad	13
Shaw, Mark	84
Shawyer, Dave	54,55,56,57
Shead, Greg	91,92,93,94
Shelton, Latrez	22
Sheppard, A.J.	97,98,99,00
Shinaut, Dick	51,52,53
Shockman, Tom	46,47,48,49
Shoopman, Bill	39,40,41
Shoquist, Jordan	03
Showers, Jameill	13,14
Showery, Ray	46
Shufelt, Pete	89,90,91,92
Shults, Marvin	1928
Siller, Daniel	14,15
Silvas, Josh	14,15
Simmons, Devin	16
Simonian, Peter	94
Simpson, Dedrick	17,19,20
Simpson, Garrett	13,14,15
Sims, Aaron	06
Sims, Larry	89,90
Sinegal, Eddie	16,17
Singleton, John	78
Singleton, Lewis	52,53,54,55
Singleton, Sam	99,00,01
Singleton, Toraino	94,95
Skarke, Shawe	88

Skelton, John	72
Skidmore, C.A.	1920,21
Slaughter, Don	49,50
Sloan, Frank	64
Sloan, Joshua	20,21,22
Smerigan, Nick	66,67,68
Smith, Amasa	1924,25
Smith, Andy	03,04,05,06
Smith, Cherry	1927
Smith, Dashone	13,14,15,16
Smith, David	68,69,70
Smith, Derek	82,83,84
Smith, Ed	42,46,47
Smith, Harlan	49,50,51
Smith, Harvey	72
Smith, Jamar	17,18
Smith, Jason	97,98
Smith, Jimmy	01,02,03,04
Smith, Joe Jay	19
Smith, Kahani	17,18
Smith, Keith	83,84
Smith, Larry	78,79
Smith, Lee	1925,26,27
Smith, Mike	81,82,83,84
Smith, Paul	96,97,98,99
Smith, Paul	99,00,01,02
Smith, Royzell	08,09,10,11
Smith, Steve	75
Smith, Tate	10,11
Smith, Tyrin	21,22
Smith, Wayne	66,67,68
Smith, Will	01,02
Smith, William	1928,29,30
Smith, Willie	74,75
Socie, Dave	86,87
Soleyjacks, Robert	07,08,09,10
Solot, Alex	07,08,09,10
Soltero, Conrad	78
Sommer, Don	82,83,84,85
Sory, Lonnie	1921,22
Sota, Mike	16,17,18
Soto, Luke	20,21,22
Spady, James	85,86,87,88
Sparlin, Drew	56
Spear, Tody	86,87
Spence, Charles	34,35
Spence, Chuck	66,67,68
Spence, Emeri	05,06
Spence, John	81
Spencer, Richard	09,10,11,13
Spencer, Robert	13,14
Spillar, Sloan	15
Springer, Jeremy	08,09,10,11
Sroka, Mikael	14
Staab, Neil	96,98
Stafford, Graham	40,41,42
Stagliano, Vic	83,84,85
Stair, Joe	72,73,74
Stallings, Tanner	16,17
Stansbury, Hal	95,97,98,99
Stanton, Andy	88,89,90,91
Starley, Bill	63,64
Steele, Thad	1928,29,30,31
Steele, Tom	47,48,49,50
Stephenson II, Melvin	06,07,08,09
Stevens, Billy	65,66,67
Stevenson, Curtis	77,78,79
Stevenson, Major	67,68
Stewart, Abdul	94,95,96
Stewart, Fred	1927,28,29
Stewart, Keenan	20,21,22
Stewart, Kermit	30
Stice, Kenneth	37,38,39
Stoglin, Elroy	75,76,77,78
Stone, Dave	80
Stout, Chuck	65
Stout, Ty	08

MINER LETTERWINNERS

Stover, Cleve 1925
 Strange, Martel 08,09,10
 Strausbaugh, Gerald 70,71
 Strickland, Craig 97
 Stubblefield, Mike 87,88,89,90
 Stuckey, Jay 98,99
 Stukes, Nathan 14,15
 Sullivan, Bill 1929,30,31
 Sullivan, Blaire 12,13
 Sullivan, Keith 17
 Sullivan, Tres 89
 Surratt, Don 49
 Sutton, David 05,06

T

Tabor, Harry 74,75,76
 Tackett, Bob 69,70,71
 Tafuna, Tevita 21,22
 Talton, Derrick 89
 Tate, Nick 56,57,58
 Tatum, Justen 15
 Tauaefa, Isaac 09
 Taueli, Osaiasi 22
 Taylor, Allen 38,39
 Taylor, Billy 68,69,70
 Taylor, Calvin 68,69,70
 Taylor, Chris 98
 Taylor, Danny 82,83,84,85
 Taylor, Jadrian 20,21,22
 Taylor, Jerry 61
 Taylor, Kent 16
 Teel, Larry 89
 Tejada, Angelo 20,21,22
 Telford, Jack 39,40,41
 Tenorio, Val 63,64,65
 Terrell, David 94,95,96
 Terry, Joe 84,85,86,87
 Tessier, Paul 99,00
 Tevis, Reeves 53,54,55
 Tezeno, Quinton 13
 Theard, Gary 20,21,22
 Thomas, Cecil 37,38,39
 Thomas, Chris 14,15,16
 Thomas, Clarence 34,35
 Thomas, Drew 09,10,11,12
 Thomas II, James 06,07,08,10
 Thomas, John 75,76
 Thomas, Marcus 04,05,06,07
 Thomas, O.T. 88,89,90,91
 Thompson, Blake 20,21,22
 Thompson, Bryton 22
 Thompson, Delbert 80,81
 Thompson, Greg 75,76
 Thompson, Homer 78,79,80
 Thompson, James 97,98,99
 Thompson, Pat 70,71,72
 Thompson, Shannon 72,73,74
 Thompson, Sheldon 91,92
 Thompson, Steve 90,91,92,93
 Thompson, Trent 18,19,20,21,22
 Thornal, Dave 1928
 Thornton, Martese 93,94,95
 Thummel, Chris 14
 Tialavea, Tiano 18,19
 Tinkler, Coles 41
 Tisdale, Bryant 05,06
 Tittle, Bill 47,48,49
 Titus, Ewell 31
 Tolbert, Tony 86,87,88
 Tomberlin, Bill 66,67,68
 Tomlinson, Eric 11,12,13,14
 Tonga'uuiha, Sione 20,21,22
 Torrez, Mark 17
 Toub, Dave 83,84
 Touris, Augie 17

Tovar, Salvado 32
 Trail, Malcolm 11,12,13,14
 Trammell, Trent 15
 Trim, Jacob 21
 Trisby, Corey 09,10
 Troeger, J.H. 1921,22
 Trotter, Deshaun 20,21,22
 Trussell, Jess 19
 Tubig, Jordan 05
 Tucker, Cliff 11
 Tucker, Corey 93,94
 Tucker, Jerry 62,63,64
 Tuialuuluu, Tristin 20,21,22
 Tuley-Tillman, Logan 17
 Tupou, James 18,19,20,21,22
 Tupou, Sione 18,19
 Turner, Bill 81,82,83,84
 Turner, DJ 19
 Turner, Steve 82,83,84,85
 Turner, Todd 94
 Turner, Yancey 95,96

U

Ulmer, Clint 84,85
 Underwood, Charles 73,74,75,76
 Usher, Nick 13,14,15,16
 Utu, Faamon 85

V

Vaitai, Arnold 93,94
 Valadez, Steven 11,12
 Valencia, Joe 42,46,47,48
 Van, Ricky 05,06
 VanHook, Jayson 16,19,20
 Vasquez, Piti 63,64,65
 Vasquez, Willie 56,57,58,59
 Vaughan, Rance 69
 Vaughn, Billy Eric 83,84
 Vavala, Cory 03
 Vellmure, Brian 93,94
 Viles, Brady 17
 Villareal, Alex 14,15
 Villareal, Jesse 92,93,94,95
 Vincent, Adam 07,08
 Vittatoe, Trevor 07,08,09,10

W

Waasted, Dale 76,77
 Waddles, Jerry 66,67,68
 Wade, Butch 72
 Wade, Chris 98,99
 Wadley, Quardraiz 16,17,18,21
 Walker, Brian 98,99,00,01
 Walker, Clarence 33,34
 Walker, Derek 97,98,99,00
 Walker, D.J. 99,00,01,02
 Walker, Donovan 14,15
 Walker, Jerry 75,76,77,78
 Walker, Roddray 07,09
 Walker, Mike 72,73
 Walker, Pat 71,72
 Walker, Shawn 91,92
 Walker, Terry 85,86,87,88
 Wallace, Bob 65,66,67
 Wallerstedt, Cal 21,22
 Walley, Jack 81
 Walls, Phil 81,82
 Walsch, Bill 50
 Walters, Ray 19
 Walton, J.B. 35
 Ward, Adrian 03,04
 Ward, Charlie 54,55,56,57

Ward, Clarence 08,09
 Ward, George 46
 Ward, Joe 03,04,05,06
 Ward, Kevin 81,82,83,84
 Ward, Ray 68,69
 Warden, Milton 1928,29
 Wardy, David 01
 Wardy, Jim 41
 Ware, Todd 59
 Warren, Dakota 10,11
 Warren, Keith 99,00,01
 Warren, Ryan 18
 Washington, Allen 89
 Washington, Eric 68,69,70
 Wastenev, Mike 73,74
 Watkins, Dave 68,69
 Watkins, Doyle 56,57,58
 Watkins, Greg 10,11
 Watkins, Jerel 11,12,13,14
 Watkins, Quentin 54,55,56,57
 Watson, James 72
 Watson, Justin 05,06
 Weathers, Robert 98,99
 Weaver, Campbell 33
 Webb, Jack 56
 Webb, Poole 54,55,56,57
 Webber, Jim 50
 Webster, Kennedy 85,86
 Wedell, Scott 81,82,83
 Week, Dick 64,65
 Weeks, Grady 1919
 Weeks, Josh 17,18
 Wells, Chris 95,96,97
 Wells, Eric 98
 Wendt, Fred 42,46,47,48
 Wenrick, Craig 10,11,13
 Wentzel, Karl 59
 West, Brooks 70,71,72
 West, Charlie 65,66,67
 West, Jack 72,73
 West, Joe 03,05,06,07
 West, Otha 90,91
 West, Zach 03,04,05,06
 Westmoreland 22
 Wetz, David 73
 Wharton, Keith 54,55,56,57
 Whatley, Chris 11
 Wheat, Josh 00,01
 White, Anwar 94,95,96,97
 White, Ben 87
 White, Charles 40
 White, Jaquan 14,15,16
 White, Jeff 68,69,70
 White, Swede 1922
 White, Thomas 1920,21,23
 White, T.L. 1920,21,22
 Whitey, Joe 79,80
 Whiting, Herman 80,81,82
 Whitmore, Ed 54,55,56
 Whittenton, Jesse 52,53,54,55
 Widener, Dave 74,75,76
 Wilcox, Charlie 55,56
 Wiley, Jay 81
 Wiley, Otis 81
 Wilkenfeld, Allen 33,34,35
 Wilkerson, Bob 65,66
 Wilkinson, Jack 47,48,49,50
 Wilkins, Brian 06,07,08,09
 Williams, A.G. 35
 Williams, Albert 31,32,33
 Williams, Albert 83,84,85,86
 Williams, Alfred 83,84,85,86
 Williams, Charlie 39,40
 Williams, Del 58,59,60,61
 Williams, Deylon 20,21,22
 Williams, Gabe 99,00,01

Williams, Gene 58,59,60,61
 Williams, Greg 85
 Williams, Jason 06,07,08,10
 Williams, Lavorick 10,11
 Williams, Morris 84
 Williams, Ray 93,94
 Williams, Russell 05
 Williams, Semaj 93
 Williams, Vernon 34
 Williams, Xay 12
 Willis, Don 73,74
 Willis, Rich 87
 Wilson, Gordon 38,39,40
 Wilson Jr., Jerome 20
 Wilson, Larry 59
 Wilson, Paul 70,71
 Wilson, Tyson 19,21,22
 Wilson, Woodrow 1923,24
 Wimberly, Charles 37
 Winchester, Lance 65,66,67
 Windham, Bob 62
 Wirth, Zach 96,97
 Wiseman, Bubba 99,00,01,02
 Wittholz, Dean 86,87,88
 Wold, Elmer 35
 Wolf, Tre'shon 18,19
 Wolfe, Brady 22
 Womble, Claudis 1919
 Wood, Bedford 48
 Wood, Craig 07,08
 Woodard, Darren 11,12
 Woodard, Tim 00,01,02,03
 Woodruff, Woody 78,79,80
 Woods, Buck 47,48
 Woodside, Tom 1921,22,23,24
 Woodul, Bill 47,48
 Woodul, Lewis 1926
 Wooten, Kelvin 84,85
 Wortham, Barron 90,91,92,93
 Wortham Jr., Barron 18
 Worthington, Hugh 1925,26,27,28
 Worthington, Russell 1919
 Wray, Buck 41
 Wright, Chester 1919
 Wright, Derek 95,96,97,98
 Wright, Kyle 06,07,08,09
 Wright, Ox 1928
 Wright, Richie 86,87,88
 Wright-Hay, Erik 89

Y

Yanez, J.R. 1921
 Yarbrough, Mark 64,65,66
 Yaites, Brandon 01
 Yates, Derrion 98,99
 Yates, Ken 75,76
 Young, Brian 95,97,98,99
 Young, Jack 60,61
 Young, Jason 96,97
 Young, Joe 00
 Young, John 58,59,60,61
 Young, Marshall 92,93,94,95
 Young, Mike 75,76,77,78
 Young, Russell 50,51

Z

Zaring, Kenneth 58
 Zetts, Andrew 73,74,75
 Zuendt, Bob 47
 Zylka, Joe 47

T MEDIA INFORMATION



DREW BONNEY

Asst. AD/Communications
Football (Primary), T&F/XC, M&Golf

Email: arbonney@utep.edu
Office: 915.747.7447
Cell: 915.309.4478



MARK BRUNNER

Associate Director/Communications
Football (Secondary), MBB, Tennis

Email: mbrunner@utep.edu
Office: 915.747.5722
Cell: 915.472.6038



LILLIANA VALDESPINO

Assistant Director/Communications
Softball, Volleyball, Rifle

Email: lvaldespino2@utep.edu
Office: 915.747.6461
Cell: 915.412.7046



CLAIRE GAY

Communications Specialist
WBB, Soccer

Email: cgay@utep.edu
Office: n/a
Cell: 915.540.1374

MEDIA SERVICES

The UTEP Athletics Strategic Communications office looks forward to working with all media outlets during the 2023 football season. Please direct all UTEP Football interview, information or photo requests to Drew Bonney. Any member of our staff can answer your questions or direct you to someone who can.

CREDENTIALS

Requests for working press credentials at UTEP home football games should be made directly to the UTEP Athletics Strategic Communications office at least one week prior to the game.

Due to the demand for credentials, media agencies which cover UTEP and the visiting school will receive top priority on a regular basis. Other credentials will be issued according to availability of space. Credentials will be mailed if possible. Otherwise, they can be picked up in the UTEP Athletics Strategic Communications office or will be available from the parking attendant at the press box lot of the Sun Bowl on game day. Will call opens two hours prior to kickoff.

PRESS BOX SERVICES

Wireless internet access is available in the Sun Bowl press box. Flip cards will be printed and available in the press box for each home game. Complete team and individual statistics and a scoring summary will be provided digitally following the conclusion of the game. Postgame notes and quotes will be available digitally via our online press box. A meal is served in the press box 90 minutes prior to kickoff. Bottled water and soft drinks will be available throughout the duration of the game.

SIDELINE POLICY

For the 2023 season, credentialed media and photographers will be allowed the sidelines for UTEP home games at the Sun Bowl. TV and photographers will be limited to a designated area on the field. Photographers must follow NCAA guidelines, which prohibit access to the bench areas and the stands.

GAME DAY PARKING

Press parking at the Sun Bowl is available on a limited basis. Requests for parking passes should be made at least a week in advance of the game to Drew Bonney.

POSTGAME INTERVIEWS

Following a brief cooling-off period, UTEP head coach Dana Dimel and select student-athletes will be available for postgame interviews. The UTEP locker room, home or away, is CLOSED to the media at all times. No in-person interviews will be allowed on the field with student-athletes and/or coaches immediately following games.

RADIO

One analog line and an Ethernet circuit are provided for visiting radio. Broadcast coordinators should contact Jon Teicher, UTEP Assistant A.D./Broadcasting, at teicher@utep.edu or (915) 747-6869 prior to game day to make arrangements.

PRACTICE COVERAGE & INTERVIEWS

Members of the media are permitted to attend practices and are allowed to shoot B-roll unless asked by Drew Bonney to stop shooting certain parts of practice. Please contact Drew Bonney in the UTEP Strategic Communications office in advance for the status of practice and for clearance into practice. Media members (including photographers) are required to observe practice from the side of the field opposite to the team. Coaches and student-athlete interviews are permitted following the conclusion of practice on Tuesday, Wednesday and Thursday of game week.

All interview requests must be directed to the UTEP Strategic Communications Office at least 24 hours in advance. Please send all requests via email to arbonney@utep.edu. Media members are NOT permitted to contact student-athletes or coaches directly.

WEEKLY PRESS CONFERENCES

UTEP head coach Dana Dimel will hold a weekly press conference every Monday during the season at 2:30 p.m. (MT) in the Hall of Champions on the top floor of the Larry K. Durham Center.

UTEP FOOTBALL WITH DANA DIMEL

Head coach Dana Dimel's weekly radio show will take place each week throughout the season. Coach Dimel and host Jon Teicher, the "Voice of the Miners," will be featured on the weekly radio show. Coach Dimel will break down the Miners most recent game, preview the upcoming contest and take fan questions during the one-hour show. Stay up to date on the complete radio show schedule at UTEPMiners.com. All shows can be heard on UTEP's flagship station, ESPN 600 AM, in El Paso and anywhere on a mobile device.

UTEP ON THE WEB

The office UTEP athletic department website is located at www.UTEP-Miners.com and features up-to-date game notes and statistics, as well as press releases, student-athlete and coach biographies and photos. The Conference USA website can be accessed at www.ConferenceUSA.com.



NEWSPAPERS

EL PASO TIMES

(915) 546-6161
 Fax (915) 546-6343
 300 North Campbell
 El Paso, TX 79901
 Football Beat Writer: Bret Bloomquist
 (bbloomquist@elpasotimes.com)

THE PROSPECTOR

(915) 747-5161
 Fax (915) 747-8031
 105 Union East
 University of Texas-El Paso
 El Paso, TX 79968-0622
 Sports Editor: Emmanuel Rivas Valenzuela
 (erivas7@miners.utep.edu)

ASSOCIATED PRESS

(915) 532-1939
 Fax (915) 313-3958
 300 North Campbell
 El Paso, TX 79901

TELEVISION

KDBC (CBS)

(915) 532-5421
 Fax (915) 496-4590
 801 North Oregon
 El Paso, TX 79902
 Sports Director: James King
 (jeking@sbgvtv.com)

KFOX-TV (FOX)

(915) 834-2145
 Fax (915) 833-8717
 6004 North Mesa
 El Paso, TX 79912

KTSM (NBC)

(915) 532-5421 ext. 294
 Fax (915) 544-0536
 801 North Oregon
 El Paso, TX 79902
 Sports Director: Colin Deaver
 (cdeaver@ktsm.com)
 Sports Anchor: Sam Guzman
 (sguzmaniii@nexstar.tv)

KVIA (ABC)

(915) 496-1761
 Fax (915) 532-0505
 4140 Rio Bravo
 El Paso, TX 79902
 Sports Director: Adrian Ochoa
 (adrian.ochoa@kvia.com)
 Sports Anchor: Rachel Phillips
 (rachel.phillips@kvia.com)

TIME WARNER CABLE

(915) 772-1123
 7010 Airport Road
 El Paso, TX 79906

RADIO

KROD 600 AM

(915) 351-4592
 Fax (915) 532-0123
 4180 North Mesa
 El Paso, TX 79902
 Program Director: Steve Kaplowitz
 (skaplowitz@krod.com)

KOFX 92.3 FM

(English Flagship)
 (915) 581-1126
 Fax (915) 585-4613
 5426 North Mesa
 El Paso, TX 79912
 General Manager: Diana DeLara Zamudio
 Program Director: Sarge Preston

ESPN DEPORTES 1650 AM

(Spanish Flagship)
 (915) 581-1126
 Fax (915) 585-4613
 5426 North Mesa
 El Paso, TX 79912

OTHERS

JON TEICHER

(Football & Men's Basketball Play-by-Play)
 (915) 747-6869
 Brumbelow Building, Room 115
 201 Glory Road
 El Paso, TX 79968
 teicher@utep.edu

SPANISH NEWSPAPERS

EL DIARIO

(915) 838-1600 ext. 1077
 Fax (915) 772-1299
 425 North Kansas
 El Paso, Texas 79901
 Sports Contact: Luis Eduardo Moran
 (emoran@redaccion.diario.com.mx)

SPANISH TELEVISION

KINT

(915) 581-1126
 Fax (915) 585-4642
 5426 North Mesa
 El Paso, TX 79912
 Sports Anchor: Cesar Contreras
 (ccontreras@entravision.com)

TELEMUNDO

(915) 591-9595
 10033 Carnegie Avenue
 El Paso, Texas 79925
 Sports Contact: Antonio Favela
 (afavela@zgsgroup.com)