



WEST GEORGIA WOLVES

2023 GAME NOTES

SERIES HISTORY

OverallFirst Meeting
In CarrolltonFirst Meeting
In KingsvilleFirst Meeting
StreakFirst Meeting
Last MeetingFirst Meeting

LIVE COVERAGE

RadioKiss 102.7uwgathletics.com
Live Streamjavelinaathletics.com	
Play-by-PlayMatt Skinner	
ColorBen Walters	
SidelineCade Parian	

SOCIAL MEDIA #WeRunTogether

Twitter@UWGFootball
Instagram@UWGWolvesFB
FacebookWest Georgia Wolves

ONLINE uwgathletics.com

UWGathletics.com provides the most complete and comprehensive postgame coverage of Wolves' athletics on the World Wide Web. Visit for game recaps, video highlights, stats, photos, and more.

QUICK REFERENCE

See the below pages for the following items

AFCA Coaches Poll3
Head Coach David Dean4
Roster6
Depth Chart7
Records10-12
Season Stats13

GAME 2

WEST GEORGIA (1-0, 0-0) at **TEXAS A&M-KINGSVILLE** (1-0, 0-0)
 Saturday, September 9, 2023 • 8 p.m. ET • Kingsville, TX • Javelina Stadium (15,000)



WOLVES
 Head Coach: David Dean
 Record at UWG: 43-16
 Career Record: 122-43
 Last: W, 21-19 vs. Limestone



JAVELINAS
 Head Coach: Mike Salinas
 Record at TAMUK: 13-12
 Career Record: 13-12
 Last: W, 30-10 at Colorado Mesa

OPENING KICK

- ▶ West Georgia welcomes week two of the 2023 season by making their third trip ever to the Lonestar State to take on Texas A&M-Kingsville for the first time in program history.
- ▶ The Wolves got their 11th straight season-opening win in week one, defeating Limestone by a 21-19 final at home.
- ▶ With a win tonight in Texas, David Dean would move into second all-time in Gulf South Conference history in coaching victories. He would pass longtime Mississippi College coach John Williams and would trail Bobby Wallace by 29 for most all-time.
- ▶ Despite giving up their most yards since 2021, West Georgia's defense had two big red zone stands that proved big last week, one of them coming on fourth and goal from the two.
- ▶ The thunder and lightning combo of Wesley Kennedy and Rajaez Mosley combined for 243 rushing yards against Limestone, and scored all three of West Georgia's touchdowns. Mosley found the endzone twice while Kennedy had one touchdown, an 82-yard fourth quarter score.
- ▶ Michael Merriweather suits up tonight as the reigning Gulf South Conference Freshman of the Week after winning the league's first honor of the 2023 season on Monday.
- ▶ West Georgia is 0-4 all-time against the Lonestar Conference, with two losses each to West Texas A&M and Midwestern State.
- ▶ Texas A&M-Kingsville also opened their 2023 season with a win, traveling all the way to Grand Junction, Colorado and coming away with a 30-10 victory over Colorado Mesa.
- ▶ UWG's Xavier Robinson made 11 tackles against Limestone and now leads the GSC in tackles while Keondre Williams made three tackles for loss and leads the GSC in that category.
- ▶ Saturday marks the beginning of a three-game stretch that contains all three of UWG's longest road trips of the season. After trekking to Texas on Saturday, UWG has games at Mississippi College and at West Florida in weeks two and three.



Senior running back Wesley Kennedy III had 169 yards on 10 carries against Limestone, marking the first time a running back went for over 150 yards in an opener since Brandon Lucas rushed for 151 against Mars Hill to open the 2014 season.

EVERYTHING'S BIGGER IN TEXAS

West Georgia's first trip to Kingsville, Texas features the Wolves playing at Javelina Stadium, which is the fifth largest Division II football stadium in America.

LARGEST DIVISION II FOOTBALL CAPACITIES

Stadium	Team	Capacity
Hall of Fame Stadium	Walsh	23,000
Bowman Gray Stadium	Winston-Salem State	22,000
Ratliff Stadium	UT-Permian Basin	19,302
U of Charleston Stadium	Charleston	18,500
Javelina Stadium	Texas A&M-Kingsville	15,000



2023 SCHEDULE



Limestone
 Aug. 31
 W, 21-19



@ TAMU-Kingsville
 Sept. 9
 8 p.m. ET



@ Mississippi College
 Sept. 16
 6 p.m. ET



@ West Florida
 Sept. 23
 7 p.m. ET



West Alabama
 Oct. 7
 6 p.m. ET



Chowan
 Oct. 14
 6 p.m. ET



North Greenville
 Oct. 21
 6 p.m. ET



@ Shorter
 Oct. 26
 7 p.m. ET



Delta State
 Nov. 4
 6 p.m. ET



@ Valdosta State
 Nov. 11
 7 p.m. ET

**UWG ATHLETICS COMMUNICATIONS
FOOTBALL CONTACTS**



Matt Cooke
Assistant AD/Marketing, Events, Media
Office: 678-839-6544
Email: mcooke@westga.edu



Jared Boggus
Sports Information Director
Office: 678-839-1883
Email: jboggus@westga.edu

HEAD COACH DAVID DEAN

Alma Mater	Georgia State, 1986
Career Record	122-43 (.739)
Record at UWG	43-16 (.729)
Regular Season GSC Record	68-31 (.687)

ASSISTANT COACHES LOCATION

Thomas Sydeski (OC/Quarterbacks)	PB
Nate Masters (DC/Defensive Backs)	SL
Brice Carlson (Offensive Line)	SL
J.R. Dorman (Linebackers)	PB
Will Patterson (Running Backs)	SL
Pat Gamble (Defensive Line)	SL
Mike Summers Jr. (Wide Receivers)	SL
Tremaine Tyler-Frazier (Defensive Backs)	PB
Ashly Salomonsky (Tight Ends)	PB
Cody Gast (Student Assistant)	PB
Jaquan Henderson (Outside Linebackers)	PB

TEAM HISTORY

First Year of NCAA MFB	1981 (42nd Season)
Overall Record	235-222
DII Record	214-221
All-Time GSC Record	136-157
Conference Championships	4
National Championships	1 (1982)
Undefeated Seasons	1 (1982)
10-Plus Win Seasons	6

STADIUM INFORMATION

Name	University Stadium
Field Name	Ra-Lin Field
Capacity	10,000
Surface	Natural Grass
First Year	2009
Record at Stadium	52-26

UNIVERSITY INFORMATION

Location	Carrollton, Ga.
Founded	1906
Enrollment	13,000
Colors	Blue and Red
President	Dr. Brendan Kelly
Director of Athletics	Jason Carmichael

KEY STORYLINES

- ▶ West Georgia will look to start 2-0 for the sixth time under David Dean and improve to 13-1 in regular season non-conference play under Dean. The last loss in non-conference play came at the hands of Albany State in 2019. Dean's Wolves have never lost a road non-conference game and the program's last regular season road, non-conference loss was at West Texas A&M in 2013.
- ▶ UWG will be without Wesley Kennedy III after the senior running back injured himself after breaking away as West Georgia was running down the clock in the fourth quarter. Rajaez Mosley, who rushed for 74 yards and two scores in the Limestone win, will get the start in the backfield and Christian Royalston should see some carries as well.
- ▶ Terrill Cole led the UWG receivers with 62 yards on three catches against Limestone and moved into ninth all-time in UWG's career receiving yards ranks.
- ▶ Xavier Robinson picked up where he left off after leading UWG in tackles in 2022. The junior linebacker made a game-high 11 tackles against Limestone.
- ▶ West Georgia's win over Limestone was the 30th win in a season opener in program history, and the Wolves have now won 10 consecutive season openers.

THE UWG-TAMUK SERIES

It's the first meeting between the two teams and only the fifth time UWG has faced off against a Lone-star Conference opponent.

KENNEDY'S DEBUT

- ▶ Weley Kennedy III did not disappoint in his debut, rushing 10 times for 169 yards and one touchdown in the win over Limestone.
- ▶ His 16.9 yards per carry leads all of Division II and he ranks fifth in the country in rushing yards.
- ▶ It was the first time since 2015 that UWG had a back go for over 100 yards in a season opener, and the first 150-yard performance in an opener since 2014. Brandon Lucas had 151 against Mars Hill in 2014 and Aares McCall had 107 against Catawba to open the 2015 season.

DEFENSIVE LEADERS

- ▶ West Georgia has players leading the GSC in total tackles and tackles for loss after one game of 2023.
- ▶ Xavier Robinson's 11 tackles were the second most of his career behind a 14-tackle performance at North Greenville last season. That number leads the GSC and ranks the Atlanta native 15th in all of Division II in that category.
- ▶ To noone's surprise, linebacker Keondre Williams had a big start to 2023. After ranking third in the GSC in tackles for loss in 2022, Williams had three TFLs against Limestone which leads the GSC and ranks 11th in the country. The Metter native also had two sacks which also leads the GSC and is good for fourth in the country.
- ▶ Williams, along with redshirt freshman Micah Thurman each had a team-high five solo stops against Limestone and rank fourth in the GSC in that category.

WHITLOCK'S WAIT IS OVER

- ▶ After arriving in the fall of 2020, going through the cancelled season that fall, and then backing up Harrison Frost in 2021 and 2022, quarterback Ben Whitlock made his first career start at quarterback against Limestone.
- ▶ In his debut, the sophomore signal caller completed 12-of-24 pass attempts for 163 yards and one interception.
- ▶ It was just his fourth career game played as he only played in three games a season ago. Prior to Thursday's start, Whitlock had only attempted 12 career passes and thrown for 98 yards.

TCOLE BREAKS INTO TOP TEN

- ▶ With his three catches for 62 yards against Limestone, senior wideout Terrill Cole cracked the top-10 in career receiving yards at UWG with 1,274. The Birmingham native passed John Hurst in the process. Hurst had 1,242 career receiving yards from 2016-19.
- ▶ Next in Cole's sights is Qa Walker in eighth. Walker had two big seasons in 2015 and 2016 and tallied 1,372 career receiving yards. Cole now has 90 career receptions and is five receptions away from moving into eighth all-time in that category.
- ▶ Cole has caught just six touchdowns in his 23 career games played, and needs to reach 11 to get in the top-10 in that category.

DIVISION II'S TOP RUNNING BACKS

Rk.	Name	Yards	Team
1	Shen Butler Lawson	221	Minnesota St.
2	Leroy Bracey Jr.	194	Catawba
3	Jordan Terrell	186	Barton
4	Upton Bailey	184	Virginia St.
5	Wesley Kennedy III	169	West Georgia
6	Terrance Brown	168	Saginaw Valley
7	Devin Nelson	155	Tiffin
8	Donald Austin	154	SW Minn. St.
9	Michael Herzog	154	Hillsdale
10	Jada Byers	147	Virginia Union

SPECIAL TEAMS WEAPONS

- ▶ After finishing his freshman season ranking third in the GSC in punting, Reilly Mason had a big debut to his sophomore season. The Sylvester, Georgia native punted five times and averaged 42.6 yards per kick, downed one inside the 20, and had a long of 53 yards.
- ▶ Mason ranks second in the GSC through one game, trailing Lance Calcutt of North Greenville (45.7) and after five punts, Mason ranks 21st in all of Division II in punting.
- ▶ The nation's leader in punting, Justin Cash of Minot State, averages 50 yards per punt.
- ▶ LaPerion Perry, who is back for one final season, has now moved into third in career kickoff return yards in UWG history with 1,587 yards and a 24.0 per return average. Perry, a native of LaGrange was an All-American kick returner in 2018 and has returned two kickoffs for touchdowns in his career.
- ▶ Texas A&M-Kingsville also had a big day on special teams in their opener. Amos Coleman had a 93-yard kickoff return for a touchdown and blocked a punt that went back for a touchdown as well. TAMUK's kickoff return average currently leads the nation.

MOVIN' ON UP

- ▶ West Georgia climbed one spot in the d2football.com poll, moving up to 18th and remains one of three Gulf South Conference teams ranked in that poll.
- ▶ In the AFCA Coaches Poll, West Georgia jumped two spots, coming in at #20 in the country after week one. West Florida is ranked sixth with Delta State coming in at tenth.
- ▶ Texas A&M-Kingsville received votes for the second rankings in a row earning eight points total after their win over Colorado Mesa.
- ▶ The nation's top team in both polls remained defending National Champion Ferris State after their week one win over Mercyhurst.

2023 AFCA WEEK ONE DII COACHES POLL

Rank	School (1st votes)	2022 Rec.
1	Ferris St. (Mich.) (27)	1-0
2	Colorado School of Mines (1)	1-0
3	Pittsburg St. (Kan.)	1-0
4	Angelo St. (Tex.)	1-0
5	Northwest Missouri St.	1-0
6	West Florida	1-0
7	Grand Valley St. (Mich.)	0-1
8	Ouachita Baptist (Ark.)	1-0
9	Minnesota St.	1-0
10	Delta St. (Miss.)	1-0
11	Bemidji St. (Minn.)	1-0
12	Harding (Ark.)	1-0
13	Indiana (Pa.)	1-0
14	Shepherd (W.Va.)	1-0
15	Slippery Rock (Pa.)	1-0
16	Benedict (S.C.) (1)	1-0
17	Virginia Union	1-0
18	Emporia St. (Kan.)	1-0
19	Indianapolis (Ind.)	1-0
20	West Georgia	1-0
21	Ashland (Ohio)	0-1
22	Wingate (N.C.)	1-0
23	Assumption (Mass.)	1-0
24	Lenoir-Rhyne (N.C.)	1-0
25	Colorado St.-Pueblo	1-0

Dropped Out: Newberry (S.C.) (24)

Others Receiving Votes: Newberry (S.C.), 44; Bowie St. (Md.), 38; Wayne St. (Neb.), 20; Henderson St. (Ark.), 16; Western Colorado, 15; Davenport (Mich.), 13; Central Washington, 8; Fort Hays St. (Kan.), 8; Texas A&M-Kingsville, 8; Minnesota-Duluth, 7; Notre Dame (Ohio), 5; Saginaw Valley St. (Mich.), 5; Central Oklahoma, 4; Limestone (S.C.), 4; Truman St. (Mo.), 4; Augustana (S.D.), 3; Tiffin (Ohio), 2; Tuskegee (Ala.), 2; Millersville (Pa.), 1.

ON THIS DATE IN UWG FOOTBALL HISTORY

- ▶ Division I-AA (FCS) opponents are a theme of this look back in history as UWG has played three such opponents on this date. The first came in 1989 and it was against the eventual National Champion Georgia Southern Eagles. West Georgia managed just six first downs all night as Southern cruised to a 48-7 victory behind 551 yards of total offense.
- ▶ In 1995, West Georgia traveled across the state line to face off with former GSC foe Jacksonville State, and on September 9, the Braves almost pulled off the upset. After the Gamecocks jumped out to a 19-0 lead in the opening quarter, UWG fought back and eventually cut the JSU lead to three, but the Gamecocks would prevail 25-22. Wideout Chad Walker had a big game that day, catching 10 passes from Mark Eldred for 136 yards and a pair of touchdowns.
- ▶ The first ever victory on September 9 came in 2000 when the Braves traveled to Albany for a showdown with Albany State. West Georgia's defense was stout, pitching what at the time was the 18th shutout in program history. Forrest Jackson had a pick six with 2:20 left in the game to seal a 28-0 victory that moved the Braves to 2-0.
- ▶ West Georgia also played on September 9 in 2006, traveling to FCS opponent Furman and fell 24-7 and only rushed for 16 yards against the Paladins defense. UWG had just 110 yards of total offense on that night.
- ▶ Game two in 2017 kept the Wolves at home and brought the Miles Golden Bears to Carrollton for a non-conference tilt at Ra-Lin Field. It was all West Georgia in a 45-7 in which the Wolves outgained the Miles offense 490-196. Willie Candler threw for three touchdowns and 211 yards while the Wolves had four backs with at least 40 yards and rushed for 248 as a team.

2023 TEAM STATS COMPARISON

	UWG	TAMUK
Points/Game	21.0	30.0
Points Allowed/Game	19.0	10.0
1st Downs	17	18
1st Downs Allowed	26	12
Rush Yards/Game	228.0	135.0
Rush Yards Allowed/Game	152.0	28.0
Pass Yards/Game	163.0	266.4
Pass Yards Allowed/Game	336.0	202.0
Total Offense/Game	391.0	296.0
Total Defense/Game	488.0	230.
INT Thrown/INT Made	9/8	11/16
Turnover Margin	1.00	0.00
Sacks/Game	3.00	3.00
Sacks Allowed/Game	2.00	3.00
3rd Down Off./Def.	44.0/50.0	33.3/14.3
Red Zone Off./Def.	100/50.0	100/66.7
Kickoff Return Average	15.0	51.5
Punt Return Average	0.0	20.7
Penalties/Yards Per Game	5.0/22.0	11.0/95.0
Field Goals	0-0	1-3

2023 NCAA RANKS COMPARISON

	UWG	TAMUK
Points/Game	92	59
Points Allowed/Game	48	22
1st Downs	76	66
1st Downs Allowed	143	15
Rush Yards/Game	20	72
Rush Yards Allowed/Game	97	7
Pass Yards/Game	102	104
Pass Yards Allowed/Game	147	87
Total Offense/Game	54	102
Total Defense/Game	145	26
Turnover Margin	37	65
Sacks/Game	21	21
Sacks Allowed/Game	86	116
3rd Down Offense	52	91
3rd Down Defense	121	12
Red Zone Offense	1	1
Red Zone Defense	18	43
Kickoff Return Average	107	1
Punt Return Average	87	14

2022 GSC STANDINGS

Delta State	0-0	1-0
Mississippi College	0-0	1-0
Valdosta State	0-0	1-0
West Florida	0-0	1-0
West Georgia	0-0	1-0
Chowan	0-0	0-1
North Greenville	0-0	0-1
Shorter	0-0	0-1
West Alabama	0-0	0-1

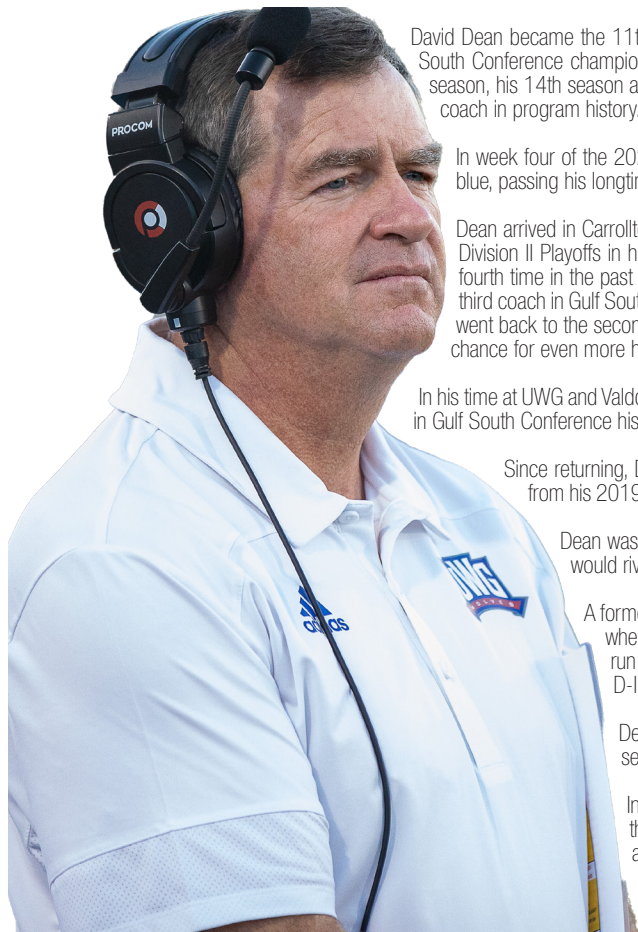
THIS WEEK'S GSC SCHEDULE

All Times Eastern

West Alabama at Limestone	12 PM
Delta State at Chowan	1 PM
West Florida at McKendree	2 PM
Erskine at Shorter	2 PM
Valdosta State at Albany State	6 PM
North Greenville at Newberry	7 PM
Mississippi College at Midwestern State	8 PM
West Georgia at Texas A&M-Kingsville	8 PM

**HEAD
COACH**

DAVID DEAN



David Dean became the 11th head coach in the history of UWG football in 2017, returning to a program where he was part of two Gulf South Conference championships and three trips to the NCAA Playoffs as an assistant in the 1990s. Now, as Dean kicks off the 2023 season, his 14th season as a head coach and sixth season at the helm of the Wolves' program, he does it as UWG's all-time winningest coach in program history.

In week four of the 2022 season, Dean and the Wolves were victorious against West Alabama, notching his 37th win in the red and blue, passing his longtime friend and mentor Charlie Fisher for most wins in UWG history.

Dean arrived in Carrollton in January 2017, on the eve of signing day, and led the Wolves to nine victories and a return to the NCAA Division II Playoffs in his first season. In his second season in 2018, West Georgia won 10 games and reached the playoffs for the fourth time in the past five seasons. In the second week of the season in 2019, Dean stepped even more into history, becoming the third coach in Gulf South Conference history with 100 wins in his career as the Wolves defeated Limestone on the road. In 2021, Dean went back to the second round of the NCAA Playoffs for the seventh time in his career, and after the historical 2022 season, he has a chance for even more history in 2023.

In his time at UWG and Valdosta State, Dean has amassed a record of 121-43, and needs just two wins in 2023 to move to second all-time in Gulf South Conference history.

Since returning, Dean and his team has produced 40 All-Gulf South Conference selections and 16 All-Americans. Two players from his 2019 squad, John Hurst and Azouyah Alufohai signed undrafted free agent contracts in the National Football League.

Dean was no stranger to the Carrollton campus when he returned to UWG in 2017. He brought with him a resume that would rival any coach in the nation. As an assistant or as a head coach, David Dean and his football teams are winners.

A former wide receiver at Georgia Tech, Dean got his introduction to the wars of Gulf South Conference football in 1988 when he began a four-year run on the staff at Valdosta State. In 1992, Dean moved to Carrollton for an eight-year run on the staff at West Georgia. That stint included the first winning season at the Division II level, the first NCAA D-II Playoff berth, and the program's first two Gulf South Conference titles.

Dean departed UWG following the 1999 season, joining the staff of Chris Hatcher at Valdosta State. He spent seven seasons as the Blazers' offensive coordinator, a run that included the 2004 NCAA Division II Championship.

In 2007 Dean ascended to the head coaching post at VSU. He had to assemble a coaching staff almost from the ground up as all but one fellow staff member moved on. The results were positive as Valdosta State posted a 13-1 record and won the program's second national championship.

Five years later, Dean was back in the winner's circle again. This time the Blazers lost twice in the regular season, but they were untouchable in the playoffs, averaging 42 points a game during a postseason march to a second national title.

That second national title with the Blazers put Dean in rare company. College football has been played in the state of Georgia since the 1890s, and during that time only three football coaches in this state have won multiple national titles. Erskine Russell won three FCS crowns at Georgia Southern, while Paul Johnson followed him in Statesboro with a pair of championships of his own, and now it is also David Dean.

Dean's run as head coach at Valdosta State covered nine seasons. Beyond the two national crowns, his Blazer teams posted an impressive record of 79-27, including a mark of 42-19 in games played with the nation's best Division II conference, the Gulf South. His teams advanced to the NCAA Playoffs six times, and Dean's postseason head coaching record is 13-6.

The success of Dean's Valdosta State program resulted in numerous individual plaudits. He captured American Football Coaches Association Division II Coach of the Year honors following both national titles. He was also named 2007 Coach of the Year by Schutt Sports, AFCA Regional Coach of the Year, and GSC Coach of the Year in 2010.

Beyond his individual success, Dean's VSU players captured the highest of honors. His VSU teams had 18 Division II All-America selections, while 10 players signed National Football League contracts. Dean also coached three players who earned GSC Freshman of the Year honors, two league players of the year, and a national defensive player of the year.

Clearly, David Dean has been linked to success throughout his 30-year coaching career. At UWG or at UWG's biggest rival, the results are irrefutable: David Dean is a winner. His teams win and his program flourishes.

Dean is a native of DeKalb County in the metro Atlanta area. He was born in Decatur, and enjoyed a stellar high school career for the Avondale Blue Devils. Dean arrived at Georgia Tech as a walk-on in 1982, but was awarded a scholarship the following season. He played wide receiver for the Jackets through the 1985 campaign.

Married to the former Stacie Stott, the Deans have three daughters: Caroline, Allison, and Natalie.

THE DEAN FILE

BORN: February 3, 1964
EDUCATION: Georgia State (1986)

COACHING EXPERIENCE

- West Georgia (Head Coach, 2017-Pres.)
- Georgia Southern (Off. Coordinator/WR, 2016)
- Valdosta State (Head Coach, 2007-2015)
- Valdosta State (Off. Coordinator/QB, 2000-2006)
- West Georgia (Off. Coordinator/QB, 1998-1999)
- West Georgia (Special Teams/RB, 1992-1997)
- Valdosta State (Wide Receivers, 1988-1991)
- Avondale HS (Wide Receivers, 1987)
- Georgia Tech (Grad. Assistant, 1986)

COLLEGIATE HEAD COACH RECORD

Year	School/Team	Record	Finish
2007	Valdosta State	13-1	NCAA Champions
2008	Valdosta State	9-3	
2009	Valdosta State	6-4	
2010	Valdosta State	8-3	
2011	Valdosta State	6-4	
2012	Valdosta State	12-2	NCAA Champions
2013	Valdosta State	6-4	
2014	Valdosta State	10-3	
2015	Valdosta State	9-3	
2017	West Georgia	9-4	
2018	West Georgia	10-2	
2019	West Georgia	6-5	
2020	West Georgia	--	
2021	West Georgia	9-3	
2022	West Georgia	8-2	
2023	West Georgia	1-0	
Totals	(13 Seasons)	122-43 (.739)	


UWG FOOTBALL COACHING STAFF



David Dean
Head Coach




Nate Masters
Defensive Coordinator



Thomas Sydeski
Offensive Coordinator



J.R. Dorman
Linebackers/Spec. Teams



Brice Carlson
Offensive Line



Tremaine Tyler-Frazier
Cornerbacks



Will Patterson
Running Backs/DFO



Michael Summers Jr.
Wide Receivers



Pat Gamble
Defensive Line



Ashly Salomonsky
Tight Ends/Full Backs



Jaquan Henderson
GA, Outside Linebackers



Jake Chadwick
GA, Safeties



Andrew Dyer
Student Assistant



Jomaurie Hester
Student Assistant



J.T. Patterson
Video Coordinator



Cody Gast
Student Assistant

No.	Player	Pos.	Ht.	Wt.	Yr.	Hometown (Previous School)
0	Deontae Overstreet	S	5-9	200	SR	Tifton, GA (Tift County HS)
1	Jaeven West	WR	5-7	160	SR	Warner Robins, GA (Warner Robins HS)
1	Carson Yancy	DB	5-8	177	SO	Auburn, AL (Auburn HS)
2	Terrill Cole	WR	6-1	180	SR	Birmingham, AL (Lindsey-Wilson)
2	Festus Davies	LB	6-2	211	SO	Lawrenceville, GA (Dacula HS)
3	TJ Lockley	WR	6-0	181	SO	Dayton Beach, FL (Jacksonville State)
3	Xavier Robinson	LB	5-11	218	JR	Atlanta, GA (Shorter)
4	Christian Royalston	RB	5-8	191	JR	Fairburn, GA (Langston Hughes HS)
4	Cael Bright	DB	5-10	190	SR	Douglasville, GA (Notre Dame (OH))
5	LaPerion Perry	WR	5-7	160	SR	LaGrange, GA (LaGrange HS)
5	Jibrahn Claude	DB	6-0	185	SO	Loganville, GA (Buffalo)
6	Pate Hogan	QB	5-10	185	SO	Valdosta, GA (Walwood HS)
6	Amos Dahn	LB	6-0	220	JR	Lawrenceville, GA (Archer HS)
7	Marquise Bridges	WR	6-1	205	SR	Brokhaven, MS (Northwestern State)
7	Jelen Lee	DB	6-0	174	JR	Florence, AL (Chattanooga)
8	Cameran Brown	QB	6-2	225	RFR	Byron, GA (Northside Warner Robins HS)
8	Mason Huntley	DL	6-1	217	SO	Lilburn, GA (Parkview HS)
9	Ben Whitlock	QB	6-2	195	SO	Johns Creek, GA (Johns Creek HS)
9	Camryn Feagins	DB	5-11	176	JR	Phenix City, AL (North Alabama)
10	Zay Britt	WR	5-8	181	JR	Oxford, AL (Oxford HS)
11	Steven Peterson	WR	6-2	201	SR	Kennesaw, GA (Georgia)
12	Wesley Kennedy III	RB	5-10	180	SR	Savannah, GA (Georgia Southern)
12	JJ Edwards	DB	6-0	181	SO	Greensboro, GA (Citrus College)
13	Cam Saunders	WR	5-11	167	JR	Charleston, WV (Elizabeth City State)
14	Jake Davis	WR	6-2	190	SO	Thomaston, GA (Presbyterian)
15	Eli Gainey	QB	6-3	227	SO	Flowery Branch, GA (South Alabama)
15	Ben Fortson	DB	5-9	190	SO	Bowdon, GA (Bowdon HS)
16	Jeremy Smith	S	6-1	182	JR	Savannah, GA (Marshall)
17	Mykel Tubbs	WR	6-2	200	JR	Atlanta, GA (Miami)
18	Jordan Clark	DB	5-10	165	JR	Richmond Hill, GA (Savannah State)
19	Kenyon TA Skinner	WR	6-0	185	SR	Orlando, FL (Northern Michigan)
20	Ashaud Roberson	RB	5-7	175	SO	Richmond Hill, GA (Richmond Hill HS)
21	Michael Merriweather	DB	5-11	196	RFR	Columbus, GA (Carver Columbus HS)
22	Rajaez Mosley	RB	5-7	193	JR	Valdosta, GA (Valdosta HS)
23	Desmond Johnson	DB	6-0	195	JR	Valdosta, GA (Western Kentucky)
24	Eli Barrow	LB	5-10	212	FR	Cedartown, GA (Cedartown HS)
25	Bryan Rice	DL	6-2	225	SR	Nolensville, TN (Shorter)
26	Latrell Murrell	RB	5-11	195	FR	Douglasville, GA (Douglas County HS)
29	Tre Douglas	S	6-2	205	JR	McDonough, GA (Coastal Carolina)
30	Jaden Stanley	LB	6-2	215	RFR	Fitzgerald, GA (Fitzgerald HS)
31	Brock Pellegrino	K	5-8	202	JR	Braselton, GA (Mill Creek HS)
32	Ethan Todorovich	LB	6-0	196	SO	Gulf Breeze, FL (Gulf Breeze HS)
33	JB Carlisle	RB	5-10	206	SO	Oxford, AL (Oxford HS)
34	Tre Williams	FB	6-4	217	SO	Calhoun, GA (Gordon Central HS)
35	Trey Lovelace	LB	6-1	220	SO	Tallapoosa, GA (Haralson County HS)
37	Micah Thurman	LB	6-2	225	SO	Warner Robins, GA (Northside HS)
38	Jaylen Brown	DL	6-3	255	JR	Lawrenceville, GA (Independence CC)
39	Brandon Booker	DB	5-10	182	SR	Lithonia, GA (Miller Grove HS)
41	Kole Allen	TE	6-2	250	JR	Hoover, AL (Portland State)
42	Jalynn Tarver	LB	6-0	255	SR	Columbia, SC (Georgia Military College)
43	Anthony Rochester	DB	6-0	186	SR	Lawrenceville, GA (Fort Scott CC)
44	Hayden Wells	FB	5-10	224	SO	Valdosta, GA (Lowndes HS)
45	Keondre Williams	LB	6-2	214	JR	Metter, GA (Metter HS)
46	Jay Carter	LB	6-0	225	RFR	Warner Robins, GA (Warner Robins HS)
47	Marcus Gary	FB	5-10	203	SR	Valdosta, GA (Lowndes HS)
53	Jeffrey Miller	OL	6-3	280	JR	Tampa, FL (Iowa Western CC)
54	Derrick McFerrien	OL	6-1	266	JR	Duluth, GA (Duluth HS)
55	Abu Bangura	DL	6-3	259	SR	Baltimore, MD (Florida A&M)
56	Malcolm Mercer	DL	6-0	273	SR	Americus, GA (Americus-Sumter HS)
57	Jalen Moore	OL	6-1	285	JR	Atlanta, GA (Creekside HS)
58	John Quinn	LS	6-1	225	SO	Valdosta, GA (Lowndes HS)
60	Brandon Pippen	OL	6-4	280	JR	Alpharetta, GA (Arkansas Pine Bluff)
63	Rahyiem Rowe	OL	6-3	326	SO	Fairburn, GA (Southern Illinois)
64	David Bodden	OL	6-2	280	JR	Hoover, AL (Hoover HS)
67	Austin Donaldson	OL	6-3	295	SR	Stockbridge, GA (Stockbridge HS)
70	Sam Regina	OL	6-4	290	SO	Helena, AL (Helena HS)
76	Bailey Cannady	OL	6-3	327	JR	Jasper, GA (Pickens HS)
77	Brevyn Jones	OL	6-5	295	SO	Birmingham, AL (Jacksonville State)
78	Marvin James	OL	6-3	321	JR	Mableton, GA (Pebblebrook HS)
79	Bryson Wilson	OL	6-6	358	FR	Adel, GA (Cook County HS)
80	Palmer Bachelder	WR	5-11	191	SR	Augusta, GA (Central Florida)
82	James Wade	TE	6-3	264	SO	Yorktown, VA (York HS)
83	E'Shawn Mayes	TE	6-3	255	JR	Hephzibah, GA (Alabama State)

No.	Player	Pos.	Ht.	Wt.	Yr.	Hometown (Previous School)
83	Tyler Davalos	K	6-3	196	FR	Acworth, GA (Allatoona HS)
84	Reilly Mason	P	6-2	185	SO	Sylvester, GA (Worth County HS)
85	Zach Obi	TE	6-3	240	JR	Jonesboro, GA (Central Christian HS)
86	Jerry Mays	WR	6-0	185	JR	Covington, GA (Eastside HS)
88	Reed Reagin	LS	6-0	201	SO	Valdosta, GA (Valdosta HS)
89	Cam Edwards	WR	6-4	160	RFR	Jackson, GA (Jackson HS)
90	Demetrice Lofton	DL	6-5	250	SR	Fairburn, GA (Creekside)
92	Aiden Benton	DL	6-2	236	FR	Lovejoy, GA (Lovejoy HS)
94	Exavier McDowell	DL	6-2	236	RFR	Snellville, GA (South Gwinnett HS)
95	Derrick Von Hubbard	DL	6-1	270	RFR	Conyers, GA (Newton HS)
96	Raymone Devezin	DL	6-0	277	JR	Woodstock, GA (Etowah HS)
97	Eric Williams	DL	6-4	302	JR	Warner Robins, GA (Valdosta State)
99	Jalon Miller	DL	6-0	255	SO	Tifton, GA (Tift County HS)

Pronunciation Guide

Jaeven West	JAY-vin
Terrill Cole	Tuh-rell
Jibrahn Claude	Jih-BRAHN
Jelen Lee	Goes by Jet
Camryn Feagins	cuh-MY-en FAY-gins
Kenyon TA Skinner	Kin-YON-tay
Rajaez Mosley	RAH-jayz
Latrell Murrell	They rhyme
Brock Pellegrino	Pell-uh-green-oh
Ethan Todorovich	TOH-dore-oh-vitch
Keondre Williams	KEE-ahn-dray
Abu Bangura	ah-BOO Ban-GOO-ruh
Rahyiem Rowe	RAH-heem
David Bodden	BAH-den
Sam Regina	Ruh-jeen-uh
Bailey Cannady	CAN-uh-dee
Tyler Davalos	Dah-VUH-los
Zack Obi	OH-bee
Raymone Devezin	Deh-vuh-zin

Coaching Staff

David Dean	Head Coach
JR Dorman	Assistant Head Coach, Linebackers
Thomas Sydeski	Offensive Coordinator, Quarterbacks
Nate Masters	Defensive Coordinator, Safeties
Pat Gamble	Defensive Line
Will Patterson	Running Backs, Director of Football Operations
Brice Carlson	Offensive Line, Run Game Coordinator
Mike Summers Jr.	Wide Receivers
Tremaine Tyler-Frazier	Defensive Backs
Ashly Salomonsky	Graduate Assistant, Offense
Jaquan Henderson	Graduate Assistant, Defense
Jake Chadwick	Graduate Assistant, Defense
JT Patterson	Video Coordinator
Andrew Dyer	Student Assistant
Cody Gast	Student Assistant
Jomaurie Hester	Student Assistant
Jordan Thornton	Student Assistant

DEPTH CHART

OFFENSE

QB	9	Ben Whitlock	6-2	195	So.
	8	Cameran Brown	6-2	225	R-Fr.
RB	22	Rajaez Mosley	5-7	193	Jr.
	4	Christian Royalston	5-8	191	Jr.
FB	34	Tre Williams	6-4	217	So.
	47	Marcus Gary	5-10	203	Sr.
XR	10	Zay Britt	5-8	181	Jr.
	3	T.J Lockley	6-0	181	So.
LT	77	Brevyn Jones	6-5	295	So.
	76	Bailey Cannady	6-3	227	Jr.
LG	78	Marvin James	6-3	321	Jr.
	57	Jalen Moore	6-1	285	Jr.
C	64	David Bodden	6-2	280	Jr.
	70	Sam Regina	6-4	290	So.
RG	67	Austin Donaldson	6-3	295	Sr.
	79	Bryson Wilson	6-6	358	Fr.
RT	60	Brandon Phippen	6-4	280	Jr.
	75	Mason Bundy	6-6	300	So.
TE	85	Zach Obi	6-3	240	Jr.
	83	E'Shawn Mayes	6-3	255	Jr.
HR	1	Jaeven West	5-7	160	Sr.
	7	Marquise Bridges	6-1	205	Sr.
YR	5	LaPerion Pery	5-7	160	Sr.
	11	Steven Peterson	6-2	201	Sr.
ZR	2	Terrill Cole	6-1	180	Sr.
	86	Jerry Mays	6-0	185	Jr.

DEFENSE

RAM	45	Keondre Williams	6-2	214	Jr.
	35	Trey Lovelace	6-21	220	So.
N	97	Eric Williams	6-4	302	Jr.
	56	Malcolm Mercer	6-0	273	Sr.
DT	90	Demetrice Lofton	6-5	250	Sr.
	55	Abu Bangura	6-3	259	Sr.
DE	8	Mason Huntley	6-1	217	So.
	25	Bryan Rice	6-2	225	Sr.
LB	6	Amos Dahn	6-0	220	Jr.
	42	Jalynn Tarver	6-0	255	Sr.
LB	3	Xavier Robinson	5-11	218	Jr.
	37	Micah Thurman	6-2	225	So.
CB	9	Camryn Feagins	5-11	176	Jr.
	39	Brandon Booker	5-10	182	Sr.
STUD	0	Deontae Overstreet	5-9	200	Sr.
	16	Jeremy Smith	6-1	182	Jr.
S	21	Michael Merriweather	5-11	196	R-Fr.
	5	Jibrah Claude	6-0	185	So.
S	29	Tre Douglas	6-2	205	Jr.
	15	Ben Fortson	5-9	190	Jr.
CB	7	Jelen Lee	6-0	174	Jr.
	1	Carson Yancy	5-8	177	So.

SPECIAL TEAMS

PK	31	Brock Pellegrino	5-8	202	Jr.
	83	Tyler Davalos	6-3	196	Fr.
KOS	83	Tyler Davalos	6-3	196	Fr.
	31	Brock Pellegrino	5-8	202	Jr.
P	84	Reilly Mason	6-2	185	So.
	31	Brock Pellegrino	5-8	202	Jr.
H	6	Pate Hogan	5-10	185	So.
	10	Zay Britt	5-8	181	Jr.
KR	5	LaPerion Pery	5-7	160	Sr.
	4	Christian Royalston	5-8	191	Jr.
PR	10	Zay Britt	5-8	181	Jr.
	5	LaPerion Pery	5-7	160	Sr.

RA-LIN FIELD at UNIVERSITY STADIUM



► After playing home games at Carrollton High School's Grisham Stadium for nearly 30 years, UWG opened University Stadium in front of 6,277 fans in 2009, hosting Lambuth in the first ever game at one of the premiere Division II football facilities.

► University Stadium hosted its first ever playoff game in 2015 as West Georgia defeated a Valdosta State team coached by David Dean on Dallas Dickey's late touchdown at the southwest pylon. The Wolves went on to host Tuskegee in round two, and later hosted NCAA Opening Round games in 2017 and 2018.

► West Georgia's defense has pitched three shutouts at University Stadium, with the most recent coming in 2021 as the Wolves defeated Morehouse, 47-0.

► The press box features 13 luxury suites for fans to enjoy. The second floor features two on the far north and far south ends while the third floor is exclusively suites and features nine total. The largest suite, centered in the center of the third floor, is The President's Suite, where UWG president Dr. Brendan Kelly hosts guests at each home game.

► Three different head coaches have coached in University Stadium for the Wolves, Daryl Dickey, Will Hall, and David Dean. Two of those, Hall and Dean, have also been on the University Stadium sideline as opposing head coaches.

► The first UWG touchdown in University Stadium history came in game one as Matt O'Brien hauled in a 17-yard pass from Kyle Padgett. O'Brien later went to serve on the UWG coaching staff under Daryl Dickey and Will Hall.

► Current Auburn University head coach Hugh Freeze was the opposing head coach in the opening game at University Stadium.

► UWG is 52-26 all-time at University Stadium, and from 2013-2016 won an impressive 19 consecutive games at home. That run included an upset win over Delta State in 2013, and a pair of playoff wins in 2015.

STADIUM QUICK FACTS

First Game.....	September 5, 2009
Result	Lambuth 27, UWG 20
UWG's Stadium Record	53-26
Field Name	Ra-Lin Field
Capacity	10,000
Surface	Natural
Record Crowd.....	9,011 (December 5, 2015)
Result	UWG 35, Tuskegee 6

STADIUM BESTS

Individual

Rushing Yards	181, Quan Jones vs. Delta State, 2013
Passing Yards.....	398, Dallas Dickey vs. Tuskegee, 2015
Receiving Yards...	168, Denarius Appling vs. West Alabama, 2019
Tackles	14, Manny Rodriguez vs. Wingate, 2010
.....	14, Jay Johnson vs. Harding, 2010
.....	14, Cam Magee vs. West Florida, 2017
Interceptions	2, Donovan Jackson vs. North Alabama, 2013
.....	2, Carlos Hutton vs. Delta State, 2014
.....	2, Korie Rogers vs. West Florida, 2017
Sacks	6, Jeremy Cook vs. Concordia, 2010

Team

Rushing Yards	400 vs. Mississippi College, 2014
Passing Yards.....	398 vs. Tuskegee, 2015
Total Yards.....	646 vs. Mississippi College, 2014
Points	57 vs. Fayetteville State, 2015
First Downs	30 vs. Valdosta State, 2022
.....	30 vs. Delta State, 2022

THE LAST TIME

THE LAST TIME WEST GEORGIA HAD...

30 or more first downs	at North Greenville, 2022 (34)
400+ yards rushing	vs. Mississippi College, 2014 (400)
300-399 yards rushing	at Limestone, 2019 (351)
250-299 yards rushing	vs. Valdosta State, 2022 (259)
200-249 yards rushing	vs. Limestone, 2023 (228)
400+ yards passing	at North Greenville, 2022 (424)
350-399 yards passing	at Valdosta State, 2021 (381)
300-349 yards passing	vs. Valdosta State, 2022 (337)
250-299 yards passing	vs. Shorter, 2022 (280)
600+ yards total offense	at North Greenville, 2022 (645)
500-599 yards total offense	at Delta State, 2022 (591)
90 plays total offense	at Delta State, 2022 (93)
Four passes intercepted	at North Greenville, 2022 (4)
50 points	at Delta State, 2022 (52)

THE LAST TIME WEST GEORGIA HELD ITS OPPONENT TO...

Less than 10 first downs	at Morehouse, 2022 (7)
10 First Downs	at Catawba, 2019 (10)
Negative yards rushing	vs. Delta State, 2013 (-4)
100 yards or less rushing	vs. Shorter, 2022 (2)
Zero passing yards	at North Alabama, 1992 (0)
100 yards or less passing	vs. Mississippi College, 2022 (99)
200 or fewer yards of total offense	at Morehouse, 2022 (115)
201-250 yards of total offense	at North Greenville, 2022 (241)
251-300 yards of total offense	at West Alabama, 2021 (259)
No touchdowns	at Morehouse, 2022 (0 points)

THE LAST TIME WEST GEORGIA...

Had two players with 100+ rushing yards	vs. Mississippi College, 2016 (Travis Custis 132, Lamarcus Franks 104)
Had two players with 100+ receiving yards	at Mississippi College, 2021 (Quan Harrison 118, Mechane Slade 108)
Returned a punt for a TD	at Valdosta State, 2021 (Quan Harrison, 78 yds.)
Returned a kickoff for a TD	vs. Florida Tech, 2018 (LaPerion Perry, 96 yds.)
Returned an interception for a TD	at Morehouse, 2022 (Deontae Overstreet, 41 yds.)
Returned two interceptions for TDs	vs. Albany State, 2002 Datwan Wells and Jonathan Sello
Returned a fumble for a TD	at Delta State, 2022 (Jacob Pinch, 0 yards)
Recorded 6+ sacks	vs. Shorter, 2022 (7)
Recorded 5 sacks	vs. Delta State, 2018 (5)
Recorded 4 sacks	at West Alabama, 2022 (4)
Recorded 3 sacks	vs. Limestone, 2023 (3)
Intercepted 6 passes	at West Florida, 2016 (6)
Intercepted 5 passes	at Tusculum, 2012 (5)
Intercepted 4 passes	at Valdosta State, 2005 (4)
Intercepted 3 passes	vs. Delta State, 2021 (3)
Blocked a punt	at North Greenville, 2002
Blocked a punt for a TD	vs. Delta State, 2016 (Laronji Vason)
Blocked a field goal	vs. West Florida, 2018 (Chad Price)
Had a punt blocked	vs. Delta State (2021)
Had a kickoff returned for a TD	vs. Mars Hill, 2014
Had a punt returned for a TD	vs. West Alabama, 2016
Had an interception returned for a TD	vs. North Greenville, 2022
Had a fumble returned for a TD	at Delta State, 2019
Missed a PAT kick	at North Greenville, 2022
Had a successful two-point conversion	at Delta State, 2022
Had a field goal blocked	vs. Delta State, 2021
Shut out an opponent	at Morehouse, 2022
Was shut out	at Henderson State, 2009
Played an overtime game	vs. Arkansas-Monticello, 2007
Scored a safety	vs. Morehouse, 2021
Gave up a safety	at West Florida, 2021
Had no turnovers	at Delta State, 2022
Had no penalties	vs. Point, 2013

THE LAST TIME A WEST GEORGIA PLAYER...

Rushed 30 times	Jaxton Carson vs. West Florida, 2022 (31)
Rushed 20 times	Jaxton Carson at North Greenville, 2022 (25)
Rushed for 230 yards	Nick Price vs. Southern Arkansas, 2000 (235)
Rushed for 200 yards	Chauncey Williams at Limestone, 2019 (218)
Rushed for 150 yards	Wesley Kennedy III vs. Limestone, 2023 (169)
Rushed for 100 yards	Jaxton Carson at North Greenville, 2022 (110)
Passed for 500 yards	Harrison Frost at Delta State (503)
Passed for 400 yards	Harrison Frost at North Greenville, 2022 (424)
Passed for 350 yards	Harrison Frost at Valdosta State (381)
Passed for 300 yards	Harrison Frost vs. Valdosta State, 2022 (337)
Attempted 60 passes	Harrison Frost at Delta State, 2022 (65)
Attempted 50 passes	Harrison Frost vs. West Florida, 2022 (53)
Attempted 40 passes	Harrison Frost at North Greenville, 2022 (44)
Attempted 30 passes	Harrison Frost vs. Shorter, 2022 (33)
Completed 30 passes	Harrison Frost at Delta State (41)
Completed 20 passes	Harrison Frost at North Greenville, 2022 (26)
Passed for 4 or more TDs	Harrison Frost at North Greenville, 2022 (4)
Threw 3 or more interceptions	Harrison Frost at North Greenville, 2022 (4)
Had 100 yards rushing and passing	Dallas Dickey vs. North Alabama, 2015 (123 rushing, 107 passing)
Caught 10 passes	Ronnie Blackmon at Delta State, 2022 (10)
Had 200 receiving yards	Andre Heard at North Alabama, 2000 (205)
Had 100 receiving yards	Steven Peterson at North Greenville, 2022 (100)
Scored 4 rushing touchdowns	Seth Hinsley at Shorter, 2014
Scored 3 rushing touchdowns	Jaxton Carson vs. Shorter, 2022
Scored 2 rushing touchdowns	Rajaez Mosley vs. Limestone, 2023
Scored 3 receiving touchdowns	John Hurst vs. Mississippi College, 2019
Scored 2 receiving touchdowns	Terrill Cole vs. Valdosta State, 2022
Intercepted two passes	Korie Rogers vs. West Florida, 2017
Kicked a 45-yard field goal	Omar Cervantes vs. Delta State, 2021 (46 yds.)
Kicked a 35-yard field goal	Brock Pellegrino at Delta State, 2022 (35 yds.)
Kicked three field goals in a game	Omar Cervantes vs. Shorter, 2019
Kicked two field goals in a game	Omar Cervantes vs. Delta State, 2021
Had 15 tackles in a game	James McGee at Harding, 2011 (16)
Had 10 tackles in a game	Xavier Robinson vs. Limestone, 2023 (11)

RECEPTIONS

No.	Name	Rec.	Years
1	Roscoe Pounds	154	1997-99
2	Chad Walker	141	1992-95
3	Hal Lamb	129	1983-86
4	Shaq Hall	117	2014-15
5	Leo Mendenhall	107	1988-91
6	Stevie Young	104	1984-87
7	Detronn Harris	95	2001-02
	Mark Evans	95	1989-92
9	Terrill Cole	90	2021-Pres.
10	Jesse Marinko	81	2003-05
11	Quan Harrison	80	2019-21

RECEIVING YARDS

No.	Name	Yds.	Years
1	Chad Walker	2,456	1992-95
2	Roscoe Pounds	2,339	1997-99
3	Hal Lamb	1,843	1983-86
4	Nick Neal	1,652	1985-88
5	Leo Mendenhall	1,570	1988-91
6	Shaq Hall	1,505	2014-15
7	Andre Heard	1,478	1999-00
8	Detronn Harris	1,471	2001-02
9	Qa Walker	1,372	2015-16
10	Terrill Cole	1,274	2021-Pres.

RECEIVING TOUCHDOWNS

No.	Name	TDs	Years
1	Chad Walker	25	1992-95
2	Roscoe Pounds	24	1997-99
3	Qa Walker	14	2015-16
4	John Hurst	13	2016-19
5	Shaq Hall	12	2014-15
	Nick Neal	12	1985-88
	Al Sheppard	12	1982-84
8	DeNiko Carter	11	2016-17
	Ron Dixon	11	1996
	John Strickland	11	1984-87

TOTAL TACKLES

No.	Name	Tackles	Years
1	Nate Coggins	416	1998-01
2	Neal Gooch	398	1985-88
3	Russell Gray	362	1989-92
4	Tim McClain	358	1992-95
5	Trent Hattaway	351	1985-88

INTERCEPTIONS

No.	Name	INTs	Years
1	Marquis Floyd	19	1999-02
2	Marcus Sayles	12	2013-16
3	Bernard Willis	11	1985-87
4	Bubba O'Brien	10	1981-83
	Rico Stevenson	10	2005-06
	Kendall Simmons	10	1985-88
	Reggie Lewis	10	1994-97
8	Nate Coggins	9	1998-00
9	Chris Carter	8	1982-84
10	Dennison Robinson	7	1998
	Tyler Bonner	7	1990-92

PUNTING

No.	Name	No.	Yds.	Avg.	Years
1	Christian Ramirez	87	3,751	43.1	2017-18
2	James Dugan	156	6,629	42.5	2013-15
3	Bryan Watts	187	7,669	41.2	1983-85
4	Jeff Carpenter	256	10,405	40.6	2002-05
5	Jared Guberman	128	4,988	39.0	2007-08
6	Mike Lilly	198	7,540	38.1	1986-88
7	Benji Shelton	96	3,648	38.0	1994,96,99



DEVONTAE JACKSON

8	Davis Brackett	131	4,947	37.8	2010-12
9	Craig Davis	213	7,948	37.3	1989,91-93
10	Justin Allen	207	7,437	36.3	1996-98,00

FIELD GOALS

No.	Name	No.	Att.	Pct.	Years
1	Omar Cervantes	40	53	75.5	2017-21
2	Jeremy Coates	36	50	72.0	1995-98
3	Hunter Heck	34	50	68.0	2014-16
4	Rob Rice	33	54	61.1	1981-84
5	Wes Wilson	29	39	74.4	2000-01
6	Jared Guberman	24	31	77.4	2007-08
7	Davis Brackett	24	36	66.7	2010-12
8	Adi Brkic	20	34	58.8	2005-09
9	Trevor Ramos	17	31	54.8	2002-04
10	Benji Shelton	14	19	73.7	1994,1999

PUNT RETURN YARDS

No.	Name	No.	Yds.	Avg.	Years
1	Denarius Appling	70	1,256	17.9	2010-14
2	Marquis Floyd	125	972	7.8	1999-02
3	Corey Jarrells	66	664	10.1	1995-97
4	KJ Parmer	41	498	12.1	2015-18
5	Antjuane Sims	60	390	6.5	1991-94
6	JJ Jones	28	293	10.5	2015-17
7	Telvin Brown	20	257	12.9	2015
8	Malik Henry	14	253	18.1	2018
9	Channing Price	28	218	7.8	2005
10	Darrin Habersham	33	202	6.1	1985-88

PUNT RETURN TOUCHDOWNS

No.	Name	TD	Years
1	Denarius Appling	6	2010-14
2	KJ Parmer	2	2015-18
	Telvin Brown	2	2015
	Ken Revels	2	1982-83
5	18 players tied with	1	

KICKOFF RETURN YARDS

No.	Name	No.	Yds.	Avg.	Years
1	John Strickland	80	1,727	21.6	1984-87
2	Denarius Appling	67	1,594	23.8	2010-14
3	LaPerion Perry	66	1,587	24.0	2018-Pres.
4	Devontae Jackson	57	1,412	24.8	2015-18
5	Mark Evans	72	1,392	19.3	1989-92

6	Tony Wilson	44	1,229	23.4	1996-99
7	Detronn Harris	49	1,089	22.2	2001-02
8	Corey Jarrells	34	810	23.8	1994-97
9	James Bull	39	806	20.7	2008
10	George Summerset	43	796	18.5	2008-10

KICKOFF RETURN TOUCHDOWNS

No.	Name	TD	Years
1	LaPerion Perry	2	2018-Pres.
	Devontae Jackson	2	2015-18
	Denarius Appling	2	2010-14
	Detronn Harris	2	2001-02
	Tony Wilson	2	1996-99
	Nick Neal	2	1985-88
	Lamar West	2	1982-83
8	7 players tied with	1	

ALL-PURPOSE YARDS

No.	Name	Rush	Rec.	KR	PR	Total
1	Devontae Jackson	4,039	612	1,412	0	6,063
2	Mark Evans	2,680	1,001	1,392	19	5,091
3	Nick Price	3,406	839	86	5	4,336
4	Denarius Appling	432	830	1,594	1,256	4,112
5	Stevie Young	2,826	852	56	7	3,741
6	Felix Addo	2,715	553	0	0	3,274
7	Seth Hinsley	2,839	263	0	0	3,002
8	Chad Walker	133	2,456	0	0	2,589
9	John Strickland	114	747	1,727	0	2,588
10	Detronn Harris	21	1,471	1,089	1	2,585



2023-24 West Ga. Football
Overall Team Statistics
All games

Page 1/2
as of Sep 05, 2023

Team Statistics

	UWG	OPP
Scoring	21	19
Points per game	21.0	19.0
Points Off Turnovers	0	0
First Downs	17	26
Rushing	8	9
Passing	8	17
Penalty	1	0
Rushing Yardage	228	152
Yards gained rushing	246	193
Yards lost rushing	18	41
Rushing attempts	28	37
Average per rush	8.1	4.1
Average per game	228.0	152.0
TDs Rushing	3	0
Passing Yardage	163	336
Comp-Att-Int	12-24-1	26-36-1
Average per pass	6.8	9.3
Average per catch	13.6	12.9
Average per game	163.0	336.0
TDs Passing	0	3
Total offense	391	488
Total plays	52	73
Average per play	7.5	6.7
Average per game	391.0	488.0
Kick returns: #-Yards	2-30	4-90
Punt returns: #-Yards	0-0	3-20
Int returns: #-Yards	1-0	1-20
Kick return average	15.0	22.5
Punt return average	0.0	6.7
Int return average	0.0	20.0
Fumbles-Lost	0-0	2-1
Penalties-Yards	5-22	7-52
Average per game	22.0	52.0
Punts-Yards	5-213	2-75
Average per punt	42.6	37.5
Net punt average	38.6	37.5
Kickoffs-Yards	4-242	4-251
Average per kick	60.5	62.8
Net kick average	42.3	42.8
Time of possession / game	08:23	33:04
3rd-down conversion	4/9	7/14
3rd-down pct	44%	50%
4rd-down conversion	0/0	3/4
4rd-down pct	0%	75%
Sacks by-Yards	3-19	2-14
Misc Yards	0	0
Touchdowns scored	3	3
Field goals - attempts	0-0	0-1
On-Side kicks	0-0	0-0
Red-zone scores	(2-2) 100%	(2-4) 50%
Red-zone touchdowns	(2-2) 100%	(2-4) 50%
PAT-attempts	(3-3) 100%	(1-2) 50%
2-point conversion-attempts	(0-0) 0%	(0-1) 0%



2023-24 West Ga. Football
Individual Statistics
All games

Rushing

Player	gp	att	gain	loss	net	avg	td	lg	avg/g
Wesley Kennedy	1	10	169	0	169	16.9	1	82	169.0
Rajaez Mosley	1	14	77	3	74	5.3	2	27	74.0
Cameran Brown	1	2	0	6	-6	-3.0	0	0	-6.0
Ben Whitlock	1	1	0	9	-9	-9.0	0	0	-9.0
Team	1	1	0	0	0	0.0	0	0	0.0
Total	1	28	246	18	228	8.1	3	82	228.0
Opponents	1	37	193	41	152	4.1	0	27	152.0

Punt Returns

Player	no.	yds	avg	td	lg
Total	0	0	0.0	0	0
Opponents	3	20	6.7	0	10

Interceptions

Player	no.	yds	avg	td	lg
Michael Merriweather	1	0	0.0	0	0
Total	1	0	0.0	0	0
Opponents	1	20	20.0	0	20

Passing

Player	gp	effic	comp-att-int	pct	yds	td	lg	avg/g
Ben Whitlock	1	98.7	12-24-1	50.0	163	0	34	163.0
Total	1	98.7	12-24-1	50.0	163	0	34	163.0
Opponents	1	172.6	26-36-1	72.2	336	3	47	336.0

Kick Returns

Player	no.	yds	avg	td	lg
LaPerion Perry	1	17	17.0	0	17
Wesley Kennedy	1	13	13.0	0	13
Total	2	30	15.0	0	17
Opponents	4	90	22.5	0	39

Receiving

Player	gp	no.	yds	avg	td	lg	avg/g
LaPerion Perry	1	3	54	18.0	0	23	54.0
Terrill Cole	1	3	62	20.7	0	34	62.0
Wesley Kennedy	1	2	22	11.0	0	15	22.0
Jaeven West	1	1	24	24.0	0	24	24.0
Marquise Bridges	1	1	3	3.0	0	3	3.0
Kenyon TA Skinner	1	1	-4	-4.0	0	0	-4.0
Tre Williams	1	1	2	2.0	0	2	2.0
Total	1	12	163	13.6	0	34	163.0
Opponents	1	26	336	12.9	3	47	336.0

Fumble Returns

Player	no.	yds	avg	td	lg
Abu Bangura	1	0	0.0	0	0
Total	1	0	0.0	0	0
Opponents	0	0	0.0	0	0

Scoring

Player	PAT		PAT						pts
	td	fg	kick	rush	rcv	pass	dxp	saf	
Rajaez Mosley	2	-	-	-	-	-	-	-	12
Wesley Kennedy	1	-	-	-	-	-	-	-	6
Brock Pellegrino	-	-	3-3	-	-	-	-	-	3
Total	3	0-0	3-3	0	0	0	0	0	21
Opponents	3	0-1	1-2	0	0	0	0	0	19

Total Offense

Player	g	plays	rush	pass	total	avg/g
Wesley Kennedy	1	10	169	0	169	169.0
Ben Whitlock	1	25	-9	163	154	154.0
Rajaez Mosley	1	14	74	0	74	74.0
Cameran Brown	1	2	-6	0	-6	-6.0
Team	1	0	0	0	0	0.0
Total	1	52	228	163	391	391.0
Opponents	1	73	152	336	488	488.0

Field Goals

Player	fg	pct.	01-19	20-29	30-39	40-49	50-99	lg	blk
Opponents	0-1	0.0	0-0	0-1	0-0	0-0	0-0	0	0

FG Sequence

Team Name	West Ga.	Opponents
Limestone		20

Numbers in (parentheses) indicate field goal was made

Punting

Player	no.	yds	avg	lg	tb	fc	i20	50+	blk
Reilly Mason	5	213	42.6	53	0	1	1	1	0
Total	5	213	42.6	53	0	1	1	1	0
Opponents	2	75	37.5	41	0	1	2	0	0

Kickoffs

Player	no.	yds	avg	tb	ob	retn	net	ydln
Brock Pellegrino	2	123	61.5	0	0			
Tyler Davalos	2	119	59.5	0	0			
Total	4	242	60.5	0	0	4	42.3	22
Opponents	4	251	62.8	2	0	2	42.8	22





2023-24 West Ga. Football
Overall Defense Statistics
All games

Page 1/1
as of Sep 05, 2023

Team Defense

##	Player	gp	Tackles				Sacks	Pass defense			Fumbles		blkd	
			ua	a	tot	tfl/yds		no-yds	int-yds	brup	qbh	fr-yds	ff	kick
3	Xavier Robinson	1	3	8	11	1-6	1-6
0	Deontae Overstreet	1	2	6	8	.	.	.	1
45	Keondre Williams	1	5	3	8	3-15	2-13
37	Micah Thurman	1	5	1	6
6	Amos Dahn	1	4	2	6	1.5-3
16	Jeremy Smith	1	3	2	5
21	Michael Merriweather	1	1	3	4	.	.	1-0
9	Camryn Feagins	1	2	2	4
97	Eric Williams	1	1	2	3	1-3
15	Ben Fortson	1	2	.	2
39	Brandon Booker	1	2	.	2
42	Jalynn Tarver	1	.	2	2
7	Jelen Lee	1	1	1	2
1	Jaeven West	1	1	1	2
8	Mason Huntley	1	.	2	2	1
29	Tre' Douglas	1	.	1	1
86	Jerry Mays	1	.	1	1
90	Demetrice Lofton	1	.	1	1	0.5-1	.	.	.	2
5	Jibrah Claude	1	.	1	1
46	Jay Carter	1	.	1	1
55	Abu Bangura	1	1	.	1	1-6	1-0	1	.	.
25	Bryan Rice	1	1	.	1	1-1
4	Cael Bright	1	1	.	1	1-1
11	Steven Peterson	1	1	.	1
20	Ashaud Roberson	1	.	1	1
35	Trey Lovelace	1	.	1	1
64	David Bodden	1	1	.	1
Totals		1	37	42	79	10-36	3-19	1-0	1	3	1-0	1	0	0
Opponents		1	26	22	48	5-22	2-14	1-20	1	1	0-0	0	0	0