



WBSC

U-23 BASEBALL
WORLD CUP®

FINAL

September 15, 2024

DAILY REPORT REPORTE DIARIO

@WBSC #BaseballWorldCupU23

FOR THE TITLE OF
WORLD CHAMPION

WBSC.ORG

FINAL TEAMS' RANKING POSICIÓN FINAL DE LOS EQUIPOS

1		JAPAN
2		PUERTO RICO
3		NICARAGUA
4		CHINA
5		KOREA
6		VENEZUELA
7		NETHERLANDS
8		CHINESE TAIPEI
9		AUSTRALIA
10		COLOMBIA
11		GREAT BRITAIN
12		SOUTH AFRICA




ALL WORLD TEAM EQUIPO MUNDIAL




STARTING PITCHER – LANZADOR ABRIDOR

LABOY MELENDEZ Jorhan PUR 


RELIEF PITCHER – LANZADOR RELEVISTA

CHOI Hyunseok KOR 

CATCHER – RECEPTOR

KIM Siang KOR 

FIRST BASEMAN – PRIMERA BASE

IMAZATO Ryo JPN 

SECOND BASEMAN – SEGUNDA BASE

MATAMOROS CACERES Odlany NCA 

THIRD BASEMAN – TERCERA BASE

BONACI MARIN Brainer VEN 

SHORT STOP – CAMPO CORTO

MARLIN Gedionne Micheal NED 

OUTFIELDERS – JARDINEROS

ZHU Xudong CHN 

HENAO ORTEGA Jean Pierre COL 

VILLEGAS ROSADO Edgardo PUR 

DESIGNATED HITTER – BATEADOR DESIGNADO

BENNETT COOPER Godwin NCA 



INDIVIDUAL AWARDS PREMIOS INDIVIDUALES




(Based on games until the day before gold medal game – Basado en los juegos hasta el día anterior a la final)


LEADING HITTER – MEJOR BATEADOR

VILLEGAS ROSADO Edgardo (B-AVE .529) **PUR** 

PITCHER BEST ERA – LANZADOR MEJOR EFECTIVIDAD

ZHAO Wei (0.82 ERA) **CHN** 


PITCHER BEST WIN-LOSS AVG – LANZADOR CON MEJOR AVG JG-JP

CHOI Hyunseok (3 W – 0 L) **KOR** 

MOST RUNS BATTED IN – MÁS CARRERAS IMPULSADAS

MAGUIRE Solomon (9 RBI) **AUS** 

MOST HOME RUNS – MÁS CUADRANGULARES

MAGUIRE Solomon (2 HR) **AUS** 

MOST STOLEN BASES – MÁS BASES ROBADAS

VILLEGAS ROSADO Edgardo (6 SB) **PUR** 

MOST RUNS SCORED – MÁS CARRERAS ANOTADAS

VILLEGAS ROSADO Edgardo (9 Runs) **PUR** 

BEST DEFENSIVE PLAYER – MEJOR JUGADOR DEFENSIVO

TAKAHASHI Takanori **JPN** 


MOST VALUABLE PLAYER – JUGADOR MÁS VALIOSO


VILLEGAS ROSADO Edgardo **PUR** 

OFFICIALS – OFICIALES


TECHNICAL COMMISSION – COMISIÓN TÉCNICA

Technical Director – Director Técnico:  **Jan KUIPERS (NED)**


 Megumi KITTA (JAP)

 Rainer Leopold KRANKL (AUT)

 Jun PENG (CHN)

 Elpidio Jose SERRANO (CRC)

 Andrew TODD (AUS)

 Qingfeng XUE (CHN)

UMPIRES – ÁRBITROS

Umpire Director - Director de Árbitros:  **Edgar Martin ESTIVISON ANDERSON (PAN)**


 Atsushi DAITO (JPN)

 Shao Wei LIN (TPE)

 Edwin Alexander LOUISA (NED)

 Li MA (CHN)

 Gilberto MAYER CARRILLO (MEX)


 Won Jung PARK (KOR)

 Jeffrey Alan SPISAK (USA)


 Shinya TAKAHASHI (JPN)

 Mario C. VILLAVICENCIO (MEX)

 Tianyi WANG (CHN)

 Yu Chun WEN (TPE)

 Xian XIA (CHN)

 Bing XU (CHN)

OFFICIAL SCORERS – ANOTADORES OFICIALES

Scorers Director – Director de Anotadores:  **Roberto SALETTI (ITA)**

 Sin Yee CHAN (HKG)

 Ying CHEN (CHN)

 Juan CHENG (CHN)

 Fuka NAKAMURA (JPN)

 Stefan SLINGER (NED)

 Linda STEIJGER (NED)

 Xiaojun SUN (CHN)

 Shuai XING (CHN)

 Fei ZONG (CHN)

ROSTER



AUSTRALIA

AUS

#	LAST NAMES	NAMES	POS	DOB	B	T	WT	HT
1	FIERENZI	Benjamin Anthony Charles	IF	2001-02-27	R	R	77	185
2	COOKE	Bailey-Jay Malcolm	IF	2003-03-14	R	R	84	188
3	SKEPTON	Roland Alexander	OF	2001-05-10	R	R	84	185
4	STEVENS	Jo Ashley	IF	2001-04-09	R	R	84	187
5	RAE	Jaylin Michael	UTL	2001-05-15	R	R	73	184
7	STIVEY	Maddux John	P	2003-12-19	R	R	83	184
8	CLARKE	Dylan Joshua	P	2002-03-05	R	R	82	189
10	MAGUIRE	Solomon Zeke	OF	2003-03-04	L	R	77	186
11	TANNER	Alistair Hugh	P	2006-09-06	R	R	89	186
15	NICOLETTO	Cayden Shaun	OF	2001-03-08	L	L	85	183
16	BURNS	Jake Mark	C	2003-02-17	L	R	87	186
17	CAVILL	Blake James	IF	2002-05-04	L	R	100	185
20	JACKSON	Ky	P	2001-05-08	R	R	85	183
21	SHERRIFF	William Robert	P	2002-06-02	L	L	77	185
22	ARMSTRONG	Byron Shay	IF	2001-01-23	R	R	80	183
25	SKINNER	Zakary Murphy	C	2001-11-08	R	R	87	185
29	MYLES	Conor Brae	P	2001-06-14	L	L	97	193
33	MORGAN	Cooper James	P	2001-11-08	L	L	75	183
34	BURKE	Christopher James	OF	2001-08-16	L	R	80	183
36	BEEZLEY	Joshua	P	2003-05-14	R	R	90	180
39	ELVY	Zakary Brett	P	2003-05-27	R	R	90	188
46	HALL	Kieren Reid	P	2001-05-10	R	R	76	187
51	THARLE	Stuart Graeme	P	2002-01-06	R	R	79	186
55	BROOK	Lachlan	P	2003-07-03	L	L	86	188
13	WATSON	Shayne Colin	Manager					
27	LLOYD	Graeme John	Pitching Coach					
12	SHANAHAN	Damian Gerard	3B Coach					
37	VAN DER LINDEN	Nathan Abraham	1B Coach					
	MODEN	Robert Geoffrey	Delegation Leader					
	RAND	Kevin L	Trainer					

ROSTER



CHINA

CHN

#	LAST NAMES	NAMES	POS	DOB	B	T	WT	HT
9	LIN	Yujun	P	2001-06-12	R	R	80	180
14	SONG	Yupei	CF	2002-12-21	R	R	70	172
16	LIN	Keyu	CF	2002-09-09	R	R	85	182
21	HOU	Hangang	C, LF, CF, RF	2001-04-17	R	R	83	180
33	ZHANG	Wentao	2B, SS	2001-03-14	L	R	69	177
37	ZHANG	Aiqi	3B	2004-03-04	R	R	65	170
38	ZHOU	Jie	P	2001-07-09	R	R	72	183
39	ZHAO	Wei	P	2002-09-20	L	L	70	175
40	HU	Tianyuan	2B	2002-02-06	L	R	75	174
42	WANG	Xiang	P	2003-11-28	L	L	68	188
43	XING	Wenbin	2B	2001-08-08	R	R	73	170
45	ZHU	Xudong	LF	2002-12-05	L	L	60	175
47	YANG	Lixuan	P	2003-12-07	R	R	75	178
49	SUO	Xudi	P	2002-04-01	R	R	85	180
50	ZHANG	Mingxin	3B	2001-11-13	R	R	75	180
51	DING	Shutong	P	2002-01-09	R	R	75	180
52	WANG	Shuai	C	2002-01-07	R	R	80	176
53	HUADAN	Cairang	P	2002-01-16	L	L	87	189
54	LI	Yuyang	1B, LF	2001-02-07	L	L	80	177
55	ZHOU	Yi	C, 1B	2004-11-08	L	R	90	180
58	FU	Huachen	P, CF	2005-03-19	R	R	80	176
59	WU	Qirui	SS	2002-04-30	L	R	80	178
68	YI	Jian	P	2001-02-09	R	R	84	183
72	ZHANG	Qinyang	CF	2002-05-12	R	R	75	180
60	LI	Wei	Manager					
67	HAN	Guojun	Coach					
71	WANG	Wei	Coach					
57	ZHANG	Jian	Pitching Coach					
	LI	Guifeng	Delegation Leader					
	HU	Shengfei	Trainer					
	LI	Jiahao	Trainer					
	WANG	Baochen	Trainer					
	WANG	Huaijie	Trainer					

ROSTER



COLOMBIA

COL

#	LAST NAMES	NAMES	POS	DOB	B	T	WT	HT
1	VILLAFANE MURILLO	Andres Felipe	OF	2006-03-17	L	L	87	183
2	BELTRAN MENDOZA	Nolan Andres	IF	2005-01-24	S	R	88	184
3	ARROYO PADILLA	Carlos Andres	IF	2001-07-11	R	R	77	152
6	MEDRANO ARROYO	Bryan Jose	P	2001-08-27	R	R	67	171
9	CHIQUILLO UTRIA	Diego Jose	P	2002-12-09	L	L	93	155
11	GARCIA ARDILLA	Juan Sebastian	C	2003-05-03	R	R	93	187
12	SEPULVEDA SARMIENTO	Jesus Alejandro	UTL	2001-05-04	R	L	79	178
15	JARABA LORDUY	Branlyn Michell	IF	2002-03-20	R	R	98	188
17	RUMBOS ALVAREZ	Manuel David	P	2003-04-17	R	R	81	187
19	MEZA GOMEZ	Carlos Arturo	P	2004-11-19	R	R	88	187
20	QUINTANA AVILA	Guillermo Enrique	C	2001-03-16	R	R	92	188
22	BURGOS BERDUGO	David Antonio	P	2006-02-07	L	L	87	181
24	HENAO ORTEGA	Jean Pierre	IF	2005-03-02	R	R	74	174
25	MARTINEZ CANTILLO	Andrey Enrique	OF	2001-02-16	R	R	92	192
26	ACEVEDO PIÑEREZ	David Esteban	P	2003-10-22	R	R	91	181
30	GOMEZ OCAMPO	Kevin Armando	P	2001-04-14	R	R	100	184
32	BLANCO MONTES	Santiago	P	2003-01-23	R	R	75	177
42	MALDONADO MOSQUERA	Nicolas Andres	P	2002-05-19	R	R	90	180
43	PUERTA CHAVEZ	Jorge Luis	C, UTL	2001-12-05	R	R	88	172
47	DIAZ BELTRAN	Cristian David	P	2005-06-01	R	R	90	185
53	BORRERO BRICEÑO	Dario Andres	IF	2003-11-13	R	R	90	187
68	ARMAS ROMERO	Gustavo Armando	OF	2003-12-12	R	R	93	189
77	GARCES VILLA	Jose Gabriel	P	2004-06-09	R	R	91	192
82	CEDEÑO TAPIAS	Ruben Dario	P	2002-11-23	R	R	64	174
28	MOSQUERA CRISSON	Jose Armando	Manager					
27	ESCOBAR INFANZON	Rodrigo Nicolas	Pitching Coach					
33	HORTA ARRIETA	Neder de Jesus	1B Coach					
23	RAMIREZ DE LA ROSA	Ronald Enrique	3B Coach					
	GARCIA ESTARITA	Carlos Roque	Delegation Leader					
	MONTERO PEÑA	Jhon Dairon	Trainer					

ROSTER



GREAT BRITAIN

GBR

#	LAST NAMES	NAMES	POS	DOB	B	T	WT	HT
1	COLLINS	Charlie Joseph	P, OF	2003-01-12	R	L		
4	MERCER	Rayondre Shakim	OF	2002-04-09	R	R		
5	MOORE	Cameron Lloyd	P	2005-01-09	R	R		
6	LAMB DIN	Jacob Paul	P, IF	2004-07-22	R	R		
7	DUTHIE	Oliver Sam	P	2003-08-06	L	L		
8	LEBE	Colin Richard	P	2006-08-02	R	R	86	188
9	SMIH	J'Quann D'Andrew	OF	2002-03-01	L	L		
10	VIERA	Max Anthony	IF	2001-06-10	R	R		
11	SOHOSKY	Zachary Louis	P	2003-11-15	L	L		
12	KING	David William	UTL	2004-08-16	R	R		
13	HUTCHINSON	Samuel Clark	P	2005-07-29	L	L		
14	WRIGHT	Cameron James	P, UTL	2005-01-03	R	R		
17	FLAHERTY	Michael James	UTL	2001-11-15	R	R	95	190
18	TAYLOR	Jonathan Edward	P	2003-05-17	R	R		
19	BRAY	Aidan Alexander	P	2003-04-09	R	L		
20	LEID	Benjamin John	OF	2001-03-15	R	R		
21	CLARK	Wallace Ramsey	SS	2002-06-08	S	R		
22	WARD	Matthew Peter	C	2001-06-22	R	R		
23	STOCKMAN	Tucker Jeffery	C	2004-02-23	R	R		
24	KANE	Aidan James	IF, OF	2002-03-19	L	R		
25	QUINN-IRONS	James Carmony	OF	2003-06-28	R	R		
26	JOHNSTON	Andrew James	C	2004-01-19	R	R		
28	CORCORAN	Luke Daniel	P	2003-04-28	L	L		
43	WILD	Owen Andrew	P	2002-07-30	R	R		
3	CRAMMAN	Jonathon David	Manager					
27	BERSET	Christopher David	Coach					
29	BROOKS	Conor Patrick	Coach					
15	MOSIER	Frederick George C	Coach					
2	SMITH	Bianca Elizabeth	Coach					
35	STEVERSON	Todd Anthony	Coach					
34	WORLEY	Vance Richard	Coach					
	GUFFEY	Jesse James	Trainer					
	VAZQUEZ	Jose Angel	Trainer					

ROSTER



JAPAN

JPN

#	LAST NAMES	NAMES	POS	DOB	B	T	WT	HT
0	YAMADA	Takuya	IF	2001-01-08	L	R	73	169
1	TAURA	Yusuke	IF	2001-04-07	R	R	63	169
2	ARIMA	Ryo	C	2001-04-03	R	R	88	181
3	IMAZATO	Ryo	IF	2001-01-09	L	L	84	183
4	TAKAHASHI	Takanori	IF	2001-12-21	R	R	92	186
5	NISHIMURA	Shinnosuke	OF	2001-05-30	L	R	82	181
6	ISHII	Takumi	IF	2002-03-02	R	R	79	179
7	YOSHIKAWA	Kaito	OF	2001-04-10	L	L	78	178
8	URA	Kazuhiro	OF	2001-05-01	L	L	78	172
9	NOGUCHI	Taishi	C	2001-02-07	R	R	94	180
10	AIBA	Kanta	IF	2002-09-21	R	R	76	178
11	NISHIMURA	Oga	P	2004-01-17	L	L	76	178
12	NAGAKUBO	Kosei	P	2001-01-29	L	L	70	166
14	SASAMORI	Kosuke	P	2001-04-24	L	R	80	175
15	TANIWAKI	Koki	P	2001-11-25	L	R	85	185
16	GOTO	Ryoju	P	2002-02-16	R	R	82	183
17	SATO	Aren	P	2001-02-08	R	R	78	175
18	HAYASHIDA	Yuto	P	2003-05-17	R	R	78	170
21	MATSUDA	Kento	P	2001-09-07	L	L	74	177
22	KOYAMA	Shoki	C	2001-06-23	L	R	80	175
24	HAYASHI	Takuma	OF	2001-05-06	L	R	82	176
25	MURAKAMI	Yuichiro	OF	2001-06-14	R	R	95	185
26	TAKATA	Kota	IF	2001-04-22	L	R	78	176
28	MATSUDA	Wataru	P	2001-08-07	L	R	76	174
78	KAWAGUCHI	Tomoyasu	Manager					
77	KATO	Toru	Coach					
75	TAMANO	Taketomo	Coach					
76	YAMADA	Kojiro	Coach					
	YAMANAKA	Masatake	Delegation Leader					
	KACHI	Yoshinori	Doctor					
	KONDO	Takahiro	Trainer					
	SATO	Yusuke	Trainer					

ROSTER



KOREA

KOR

#	LAST NAMES	NAMES	POS	DOB	B	T	WT	HT
1	SON	Juhwan	P	2002-01-05	R	R	85	177
2	JEONG	Daeseon	IF	2004-11-16	R	R	85	185
3	HONG	Daein	IF	2001-11-23	L	R	76	174
7	LEE	Junghyun	IF	2002-07-30	R	R	78	180
8	CHOI	Sungmin	OF	2002-07-05	L	L	84	179
11	SONG	Jaeyoung	P	2002-06-20	L	L	84	181
12	LIM	Hyungwon	P	2001-09-15	R	R	73	183
13	KIM	Doohyun	IF	2003-04-25	R	R	76	177
14	KIM	Donghyun	C	2002-08-30	R	R	88	180
15	JEONG	Anseok	OF	2005-01-26	L	R	78	183
16	KIM	Jinhyung	OF	2002-10-06	R	R	78	176
17	CHOI	Hyunseok	P	2003-10-16	R	R	90	185
18	KIM	Baeksan	P	2003-10-13	R	R	85	183
19	KIM	Taehyun	P	2005-11-16	L	L	87	185
21	JU	Seungbin	P	2004-03-06	L	L	84	181
24	HAN	Jiheon	P	2004-08-14	R	R	85	185
26	KIM	Siang	C	2001-10-31	R	R	79	177
27	RYU	Hyeonjun	C	2005-03-25	R	R	92	182
30	HONG	Wonpyo	P	2001-03-27	R	R	86	183
50	SONG	Hojung	IF	2002-03-10	L	R	75	185
51	KIM	Hyunjong	OF	2004-08-04	R	R	85	186
52	LIM	Sangwoo	IF	2003-01-03	L	R	75	180
55	PARK	Kiho	P	2005-07-26	R	R	80	184
67	KIM	Dobeen	P	2001-01-05	R	R	95	190
85	CHOI	Tae Won	Manager					
88	JI	Jaeok	Coach					
79	KIM	Sang Yeop	Coach					
73	SEO	Han Kyu	Coach					
	YANG	Hae young	Delegation Leader					
	PARK	Kwang Tae	Trainer					
	SHIN	Kyoungjun	Trainer					

ROSTER



NETHERLANDS

NED

#	LAST NAMES	NAMES	POS	DOB	B	T	WT	HT
2	MORALES SEQUERA	Justin James	UTL	2004-12-14	R	R	100	191
3	CROUWEL	Matis	IF	2004-11-11	R	R	80	185
4	DE GRAAUW	Gio	P	2002-10-31	R	R	84	184
6	IRAUSQUIN	Edvin Alexander	P, OF	2002-03-29	R	R	96	188
10	STUART	Chris Junior	P	2002-04-03	L	L	86	185
11	VAN BORKULO	Jaïr Marron	C, OF	2002-07-10	R	R	97	187
12	LEGITO	Raydley Joaquin Theodoor	IF	2003-06-06	R	R	69	170
13	MELFOR	Tilsaimy Fabian Valentino	UTL	2001-02-14	R	R	83	180
16	VAN 'T KLOOSTER	Koen	P	2003-08-25	R	R	81	193
18	MARLIN	Gedionne Micheal Philip	IF	2004-02-05	R	R	83	180
19	COLLINS	Darryl James	OF	2001-09-16	L	R	87	189
21	VAN DER LELIE	Jelle	P	2002-04-15	R	R	87	191
22	RIZVIĆ	Rick	P	2003-08-02	L	L	83	180
25	VIJFVINKEL	Pim Dirk Flip	P	2001-09-07	R	R	96	178
26	KUIJPER	Sem	C	2003-12-21	R	R	82	182
27	JOSEPHA	Jakey Jair Isaiah	IF	2004-05-15	L	R	74	190
28	CASIMIRI	Jiorgeny Aluicio	P	2001-07-12	R	R	88	190
29	KRAGT	Naut	P	2001-09-06	R	R	80	190
33	ANTONIA	Donovan Jones	OF	2003-08-13	R	R	75	175
41	TOMSJANSEN	Rushenten Laybert Apostel	OF	2001-05-14	R	R	69	180
44	FARLEY	Dylan Barns	P	2001-12-26	L	L	104	190
55	RUBEN	Marnix	OF	2001-11-01	R	R	83	196
66	PITERNELLA	Ruendrick Aldrin	DH	2001-09-15	R	R	120	188
99	JAKOBUS	Marvin	IF	2001-10-03	R	R	105	187
24	DE JONG	Sidney	Manager					
9	'T HOEN	Evert-Jan Axel Charles	Bench Coach					
8	DUURSMA	Michael Steven	3B Coach					
37	ODUBER	Randolph Franklin John	1B Coach					
49	VAN DOORNSPEEK	Jersey Robin Jan	Pitching Coach					
	VAN DER ROEST	Quintijn Sebastiaan	Trainer					

ROSTER



NICARAGUA

NCA

#	LAST NAMES	NAMES	POS	DOB	B	T	WT	HT
0	GAZO RUIZ	Carlos David	P	2003-11-29	R	R	84	175
1	GONZALEZ CRUZ	Luis Alberto	C	2003-10-05	R	R	80	177
2	LOAISIGA VANEGAS	Derek Stanly	UTL	2005-05-04	R	R	75	175
3	LEYTON CASTILLO	Roger Ramiro	OF	2003-02-03	R	R	81	185
4	MATAMOROS CACERES	Odlanyer Stiven	IF, OF	2001-07-02	R	R	78	172
9	ABURTO DIAZ	Enmanuel Isaac	C, IF	2002-02-19	R	R	82	180
12	ROBLETO LEAL	Francisco Armando	P	2004-02-17	R	R	88	180
15	TOBAL GUIDO	Fardy Jose	IF	2005-12-31	R	R	72	176
16	CASTRO DELGADO	Edmerson Armando	UTL	2003-03-18	R	R	90	181
17	MORENO MOLINA	Cristhian Moises	IF	2003-04-08	R	R	73	170
18	TRUJILLO ZUNIGA	Emanuel Alexander	DH, IF	2001-10-19	R	R	101	183
23	BRITTON RODRIGUEZ	Darren Danny	OF	2002-08-09	R	R	81	183
29	ORTEGA DAVILA	Junior Antonio	OF	2001-03-04	L	L	79	172
30	RODRIGUEZ CARAZO	Carlos Alberto	P	2001-12-26	L	L	75	177
31	SINCLAIR PADILLA	Joey Eddie	IF	2002-05-24	R	R	84	181
32	CAYASSO HANSACK	Shelion Jermy	P	2002-05-12	R	R	85	183
34	GUADAMUZ DOLMUS	Samuel Ernesto	P	2003-11-06	R	R	91	182
45	GAYTAN	Juan Carlos	P	2001-02-25	L	L	84	175
57	BENNETT COOPER	Godwin Benton	OF	2002-10-04	R	R	110	182
61	CANALES FLORES	Angel Adrian	P	2002-06-20	R	R	84	170
78	TORRES MERCADO	Bryan Francisco	P	2001-04-12	R	R	108	183
88	ZAPATA VALLECILLO	Axel Steven	P	2001-03-29	R	R	78	178
91	ALBIR RUEDA	Jared Gamaliel	P	2002-08-27	R	R	86	182
97	OROZCO VALLE	Stanling Bladimir	P	2002-06-18	R	R	76	182
33	VEGA GARCIA	Aníbal Antonio	Manager					
6	GARCÍA CONRADO	Dorian Alberto	1B Coach					
99	PEÑA CENTENO	Mario Ignacio	Pitching Coach					
56	PICOTA TENORIO	Lenin Alberto	Pitching Coach					
13	TALAVERA LARIOS	Eddy Orlando	3B Coach					
	LOPEZ AGUIRRE	Evert Alejandro	Delegation Leader					

ROSTER



PUERTO RICO

PUR

#	LAST NAMES	NAMES	POS	DOB	B	T	WT	HT
2	FIGUEROA OTERO	Daniel Fernando	OF	2001-11-28	R	R	79	179
12	GUZMAN VELEZ	Angel Omar	C	2003-12-03	S	R	83	155
17	VILLEGAS ROSADO	Edgardo	OF	2003-04-28	R	R	79	175
18	LABOY MELENDEZ	Jorhan Gabriel	P	2003-05-13	R	L	74	176
20	HERNANDEZ ESTEVEZ	Luis Enrique	C, 1B	2002-07-17	R	R	88	182
22	FELICIANO LOPEZ	Jandiel Jose	OF	2001-07-06	R	R	77	183
25	TORRES ADORNO	Osvaldo Antonio	OF	2001-02-06	R	R	79	176
26	MONTES TORRES	John Adrian	IF	2001-08-27	L	R	87	182
28	RODRIGUEZ MELENDEZ	Ramon Alberto	P	2003-09-15	L	L	84	155
29	TORRES RODRIGUEZ	Gilberto	OF	2002-02-28	R	R	83	182
34	CUADRADO OLMEDA	Yadiel Omar	P	2002-05-02	L	L	95	192
35	MELENDEZ GUILFU	Omar Andres	P	2003-08-01	L	L	102	186
37	MIRANDA VEINTIDOS	Agnel Gabriel	P	2002-05-04	R	R	106	198
38	GONZALEZ CARILLO	Luis Emilio	C, 1B	2002-09-03	R	R	90	198
39	RODRIGUEZ MERCADO	Luis Manuel	P	2001-06-28	R	R	97	186
44	COLON TORRES	Shadai	P	2001-10-31	R	L	83	178
46	VEGA RIVERA	Lucas Jatniel	P	2003-04-30	R	R	70	182
56	ROSES DIAZ	Carlos Yaddiel	P	2005-03-29	R	R	81	177
60	LARACUENTE VILLAFANE	Harold	UTL	2005-12-13	S	R	72	177
61	DIAZ MORALES	Randal Gabriel	SS	2003-05-20	R	R	95	182
63	RIVERA NUÑEZ	Luis Andres	P	2002-11-11	R	R	92	156
64	FELIX MORALES	Edrick	3B	2002-01-14	R	R	200	182
65	GONZALEZ MORENO	Alejandro Javier	P	2003-01-31	R	R	83	182
66	ORTIZ CEBALLOS	Jankel Armando	IF	2004-06-14	R	R	82	155
19	GONZALEZ	Juan A	Manager					
41	GONZALEZ BAEZ	Dicky	Pitching Coach					
42	GONZALEZ GARCIA	Eddie Waldemar	1B Coach					
14	MONTERO PAGAN	Juan Carlos	Coach					
33	PEREZ TORRES	Dennis Nino	Coach					
62	RIVERA	Luis Antonio	Bench Coach					
	WILLIAMS GONZALEZ	Efrain	Delegation Leader					
	AVILA PEREIRA	Mario Alberto	Trainer					

ROSTER



SOUTH AFRICA

RSA

#	LAST NAMES	NAMES	POS	DOB	B	T	WT	HT
1	RIFFEL	Jared Kyle	OF	2005-04-03	R	R	69	169
3	NOVEMBER	Josh Andre	IF	2005-11-30	R	R	63	162
4	PRETORIUS	Darian David	SS, IF	2003-03-26	R	R	80	171
6	CAMPBELL	Keenan Luke	OF	2003-05-12	R	R	84	178
9	JAPHTA	Alex	OF	2001-11-09	R	R	76	158
11	COSTIGAN	Kevin	IF	2001-09-25	R	R	83	178
12	QUANTOI	Chad Matthew	IF	2002-04-27	R	R	78	175
13	MCCLELAND	Bryce John	P	2006-03-15	L	L	82	174
17	HOFFMANN	Cuan Raymond	3B	2004-12-17	R	R	68	180
18	MAREDI	Mpudzizeni Sylvester	IF	2003-05-07	R	R	70	169
20	TRIBE	Joshua Connor	P	2003-08-20	R	R	88	194
24	GROBLER	Ethan	1B	2005-01-19	R	R	83	186
25	KRIEK	Marcus Christian	P	2002-12-02	R	R	91	178
27	BRICKHILL	Tyron Rory	P	2005-01-18	R	R	83	191
28	BROOKES	Jamie Liam	OF	2005-02-25	R	R	84	180
34	NOVEMBER	Luke André	C	2001-03-14	R	R	96	168
35	GREENSLADE	Corbin Robert	C	2002-09-04	R	R	94	191
47	PIETERSE	Cullen Jerry	IF	2006-11-13	R	R	75	176
53	MARITZ	Ruan	C	2005-07-29	R	R	80	169
67	SCHWARTZ	Kyle Nathan	IF	2004-02-21	R	R	82	183
72	SCHEFFER	Francois Christoffel	IF	2004-07-23	S	R	83	193
74	WHITE	Robert James	P	2004-07-27	R	R	75	178
99	COCKRELL	Creedon	C	2005-01-28	R	R	83	178
16	ADONIS	Neil Isaac	Manager					
45	BENNETT	Gavin Robert	Pitching Coach					
98	SCHEEPERS	Jacobus Nicolaas	Coach					
19	SPEELMAN	Theodore Denwon	Coach					
	WHITE	Sandra	Delegation Leader					
	MLONDOLOZI	Lwazi	Trainer					

ROSTER



CHINESE TAIPEI

TPE

#	LAST NAMES	NAMES	POS	DOB	B	T	WT	HT
1	LU	Yu-Ting	P	2005-03-30	R	R	80	180
2	LIU	Chun-Wei	IF	2004-09-17	R	R	72	176
6	ZHENG	Jun-Wei	IF	2004-02-29	L	R	65	170
7	LIN	Chia-Wei	OF	2005-01-11	L	R	75	182
8	WANG	Nian-Hao	IF	2005-04-29	R	R	94	182
9	CHIU	Hsin	OF	2005-04-17	L	R	83	175
10	HUANG	Bo-Rui	OF	2003-11-09	R	R	80	175
13	WANG	Shun-Ho	OF	2001-10-26	R	R	78	172
15	SHA	Tzu-Chen	P	2003-10-15	R	R	86	190
17	HUANG	Chung-Hsiang	P	2005-10-26	R	R	75	181
18	WANG	Yu-Chieh	P	2003-04-21	R	R	68	178
19	ZENG	Jia-Huei	P	2003-04-19	R	R	76	185
21	CHEN	Chiu-Teng	C	2004-12-20	R	R	73	173
23	HO	Heng-Yu	IF	2001-10-12	L	R	85	186
31	TSENG	Yu-Ching	IF	2002-12-17	L	R	84	180
33	WU	Li-Chen	P	2002-03-06	R	R	75	178
37	ZHANG	Jun-Wei	P	2005-11-14	R	R	80	179
46	CHEN	Pin-Hong	P	2005-01-13	L	L	78	183
48	CHEN	Kuan-Ying	P	2003-08-20	R	R	85	183
52	HU	Meng-Chih	C	2005-08-01	R	R	73	161
53	HUANG	Zi-Hao	P	2004-12-25	R	R	83	186
57	CHU	Wei-Chi	C	2002-02-27	R	R	78	175
84	YIN	Po-Huai	P	2004-04-30	R	R	98	176
96	LAI	Chun	IF	2002-09-06	L	R	80	170
88	KUO-LEE	Chien-Fu	Manager					
89	CHEN	Kai-Fa	Coach					
68	CHOU	Tsung-Chih	Pitching Coach					
51	LEE	Shih-Yang	Coach					
3	LIN	Chung-I	Coach					
	GUO	You-Ren	Trainer					
	PENG	Yu-Xuan	Trainer					

ROSTER



VENEZUELA







VEN

#	LAST NAMES	NAMES	POS	DOB	B	T	WT	HT
1	NÚÑEZ DÍAZ	Moisés Enifre	C	2006-06-08	R	R	86	170
2	CASTILLO BORJAS	Daniel Alejandro	IF	2001-01-25	R	R	70	173
3	RIVERO MARTÍNEZ	Giovanny Alejandro	C	2003-10-19	S	R	78	178
4	CAMPOS SÁNCHEZ	Carlos Daniel	P	2001-05-10	R	R	76	185
5	FERMIN ACOSTA	Cristian Abraham	P	2001-10-09	R	R	70	170
6	IDROGO SANABRIA	César Antonio	OF	2001-03-26	S	R	90	180
7	MARTÍNEZ HENRRIQUEZ	Pedro Miguel	IF	2001-01-28	S	R	74	175
8	TREJO PINTO	Freddy Andrés	C, DH	2001-07-16	S	R	77	178
9	PALMA PIÑERO	Wilker Alejandro	P	2002-05-08	R	R	77	185
10	LUNA MALAVER	Adrián Jesús	P	2001-07-27	R	R	73	183
11	MEDINA HIDALGO	Gilbert José	OF	2002-02-19	R	R	70	175
12	MEDINA ESTANGA	Brayan Imanol	P	2002-10-06	R	R	81	185
13	BONACI MARÍN	Brainer Alfredo	IF	2002-07-09	S	R	74	178
14	CASTILLO SALAS	Lewis José	IF, OF	2003-06-23	R	R	73	183
16	CASTILLO REYES	Yoscar Alejandro	P	2006-04-22	R	R	90	175
17	VILLEGAS RODRÍGUEZ	Ángel Eduardo	P	2001-11-30	R	R	82	185
19	PAIVA BEJARANO	Moises Alejandro	OF	2003-03-11	R	R	68	170
20	GUZMÁN AGUILAR	José Gregorio	P	2002-10-10	R	R	91	185
21	MORI BRICEÑO	Oswald Alejandro	P	2002-06-20	R	R	83	193
22	OLIVARES MEDINA	Miguel Austin	P	2003-09-19	R	R	81	185
24	HERNÁNDEZ REINOSA	Luis Jóse	OF	2006-02-10	R	R	90	173
26	LUGO RODRÍGUEZ	Leonardo Adel	P	2004-09-11	R	R	77	180
27	PEÑA NAVAS	Alexander Gabriel	IF	2002-04-12	R	R	79	190
28	ROMERO MORALES	Juan Carlos	P	2001-02-23	R	R	75	188
15	PEREZ JIMENEZ	Robert Alexander	Manager					
25	LEÓN GUEVARA	Ernesto Alejandro	Coach					
18	PEREZ GRIMAN	Erick Antonio	Pitching Coach					
23	SMITH RYAN	Néstor Shurland	Coach					
	MARTÍNEZ DÍAZ	Luis Alberto	Delegation Leader					





OPENING ROUND – RONDA DE APERTURA

STANDINGS – POSICIÓN DE EQUIPOS

GROUP A – GRUPO A

RK	TEAM – EQUIPO	GP	W	L	AVG	GB
1	 PUERTO RICO	5	4	1	0.800	-
2	 JAPAN	5	4	1	0.800	-
3	 CHINA	5	3	2	0.600	1
4	 AUSTRALIA	5	3	2	0.600	1
5	 COLOMBIA	5	1	4	0.200	3
6	 GREAT BRITAIN	5	0	5	0.000	4

GROUP B – GRUPO B

RK	TEAM – EQUIPO	GP	W	L	AVG	GB
1	 NICARAGUA	5	5	0	1.000	-
2	 VENEZUELA	5	3	2	0.600	2
3	 KOREA	5	3	2	0.600	2
4	 NETHERLANDS	5	2	3	0.400	3
5	 CHINESE TAIPEI	5	2	3	0.400	3
6	 SOUTH AFRICA	5	0	5	0.000	5

The Teams are placed according to the Tournament Regulations for the WBSC.

Los equipos son ordenados en atención a los Reglamentos Oficiales de la WBSC.

OPENING ROUND – RONDA DE APERTURA

SCHEDULE AND RESULTS – CALENDARIO Y RESULTADOS

GROUP A - GRUPO A	GROUP B - GRUPO B
 AUSTRALIA	 KOREA
 CHINA	 NICARAGUA
 COLOMBIA	 NETHERLANDS
 GREAT BRITAIN	 SOUTH AFRICA
 JAPAN	 CHINESE TAIPEI
 PUERTO RICO	 VENEZUELA

FRIDAY SEPTEMBER 6, 2024 – VIERNES 6 DE SEPTIEMBRE DE 2024

#	Hour Hora	Stadium Campo	Group Grupo	Visitor Team Equipo Visitante	Home Team Equipo Local	Score	Inn
1	10:00	Shaoxing BSSCC-Field 2 Shaoxing City	B	 SOUTH AFRICA	 NICARAGUA	1 - 8	
2	10:00	Shaoxing BSSCC-Field 1 Shaoxing City	A	 AUSTRALIA	 COLOMBIA	4 - 2	
3	14:30	Shaoxing BSSCC-Field 2 Shaoxing City	B	 NETHERLANDS	 VENEZUELA	9 - 10	
4	14:30	Shaoxing BSSCC-Field 1 Shaoxing City	B	 KOREA	 CHINESE TAIPEI	3 - 1	
5	19:00	Shaoxing BSSCC-Field 1 Shaoxing City	A	 CHINA	 GREAT BRITAIN	5 - 3	8
6	19:00	Shaoxing BSSCC-Field 2 Shaoxing City	A	 PUERTO RICO	 JAPAN	6 - 1	

Local time in Shaoxing, China (GMT +8) / Hora local en Shaoxing, China (GMT +8)

OPENING ROUND – RONDA DE APERTURA

SCHEDULE AND RESULTS – CALENDARIO Y RESULTADOS

SATURDAY SEPTEMBER 7, 2024 – SÁBADO 7 DE SEPTIEMBRE DE 2024

#	Hour Hora	Stadium Campo	Group Grupo	Visitor Team Equipo Visitante	Home Team Equipo Local	Score	Inn
7	10:00	Shaoxing BSSCC-Field 2 Shaoxing City	B	KOREA	SOUTH AFRICA	6 - 1	
8	10:00	Shaoxing BSSCC-Field 1 Shaoxing City	B	VENEZUELA	NICARAGUA	2 - 3	
9	14:30	Shaoxing BSSCC-Field 2 Shaoxing City	A	GREAT BRITAIN	COLOMBIA	4 - 6	
10	14:30	Shaoxing BSSCC-Field 1 Shaoxing City	A	CHINA	JAPAN	0 - 2	
11	19:00	Shaoxing BSSCC-Field 2 Shaoxing City	A	PUERTO RICO	AUSTRALIA	4 - 5	9
12	19:00	Shaoxing BSSCC-Field 1 Shaoxing City	B	NETHERLANDS	CHINESE TAIPEI	7 - 5	

SUNDAY SEPTEMBER 8, 2024 – DOMINGO 8 DE SEPTIEMBRE DE 2024

#	Hour Hora	Stadium Campo	Group Grupo	Visitor Team Equipo Visitante	Home Team Equipo Local	Score	Inn
13	10:00	Shaoxing BSSCC-Field 2 Shaoxing City	B	SOUTH AFRICA	VENEZUELA	0 - 10	6
14	10:00	Shaoxing BSSCC-Field 1 Shaoxing City	A	COLOMBIA	CHINA	3 - 4	
15	14:30	Shaoxing BSSCC-Field 2 Shaoxing City	A	GREAT BRITAIN	PUERTO RICO	3 - 8	
16	14:30	Shaoxing BSSCC-Field 1 Shaoxing City	B	NETHERLANDS	KOREA	1 - 4	
17	19:00	Shaoxing BSSCC-Field 2 Shaoxing City	B	NICARAGUA	CHINESE TAIPEI	4 - 3	
18	19:00	Shaoxing BSSCC-Field 1 Shaoxing City	A	JAPAN	AUSTRALIA	4 - 1	

Local time in Shaoxing, China (GMT +8) / Hora local en Shaoxing, China (GMT +8)

OPENING ROUND – RONDA DE APERTURA

SCHEDULE AND RESULTS – CALENDARIO Y RESULTADOS

MONDAY SEPTEMBER 9, 2024 – LUNES 9 DE SEPTIEMBRE DE 2024

#	Hour Hora	Stadium Campo	Group Grupo	Visitor Team Equipo Visitante	Home Team Equipo Local	Score	Inn
19	10:00	Shaoxing BSSCC-Field 2 Shaoxing City	B	VENEZUELA	KOREA	8 - 4	
20	10:00	Shaoxing BSSCC-Field 1 Shaoxing City	A	CHINA	PUERTO RICO	4 - 8	
21	14:30	Shaoxing BSSCC-Field 2 Shaoxing City	A	GREAT BRITAIN	AUSTRALIA	12 - 13	
22	14:30	Shaoxing BSSCC-Field 1 Shaoxing City	B	NICARAGUA	NETHERLANDS	1 - 0	
23	19:00	Shaoxing BSSCC-Field 2 Shaoxing City	B	CHINESE TAIPEI	SOUTH AFRICA	11 - 0	5
24	19:00	Shaoxing BSSCC-Field 1 Shaoxing City	A	COLOMBIA	JAPAN	1 - 7	

TUESDAY SEPTEMBER 10, 2024 – MARTES 10 SEPTIEMBRE DE 2024

#	Hour Hora	Stadium Campo	Group Grupo	Visitor Team Equipo Visitante	Home Team Equipo Local	Score	Inn
25	10:00	Shaoxing BSSCC-Field 2 Shaoxing City	B	NICARAGUA	KOREA	7 - 1	
26	10:00	Shaoxing BSSCC-Field 1 Shaoxing City	A	AUSTRALIA	CHINA	1 - 4	
27	14:30	Shaoxing BSSCC-Field 2 Shaoxing City	B	SOUTH AFRICA	NETHERLANDS	2 - 11	
28	14:30	Shaoxing BSSCC-Field 1 Shaoxing City	A	PUERTO RICO	COLOMBIA	3 - 2	
29	19:00	Shaoxing BSSCC-Field 2 Shaoxing City	A	JAPAN	GREAT BRITAIN	4 - 1	5
30	19:00	Shaoxing BSSCC-Field 1 Shaoxing City	B	CHINESE TAIPEI	VENEZUELA	3 - 0	

Local time in Shaoxing, China (GMT +8) / Hora local en Shaoxing, China (GMT +8)

GAME SUMMARY - RESULTADO DEL JUEGO 1



SOUTH AFRICA - NICARAGUA



Nicaragua 8, South Africa 1 - Composite Box Score
 Sep 06, 2024 at Shaoxing City (CHN) (Shaoxing Baseball and Softball Sports Culture Center | Field 2)

 South Africa.....000 100 0 - 1 5 1
 Nicaragua.....110 024 X - 8 8 0

South Africa 1

PLAYER	AB	R	H	BI	2B	3B	HR	BB	SB	CS	HP	SH	SF	SO	IBB	KL	GDP	PO	A	E
PRETORIUS Darian 2b	3	0	0	0	0	0	0	0	0	0	0	0	0	2	0	1	0	1	2	0
NOVEMBER Josh Andre ss	1	1	0	0	0	0	0	2	0	0	0	0	0	1	0	1	0	2	4	0
GREENSLADE Corbin 1b	3	0	2	1	0	0	0	0	0	0	0	0	0	0	0	0	0	10	0	0
SCHWARTZ Kyle Nathan 3b	3	0	1	0	0	0	0	0	0	0	0	0	0	2	0	1	0	1	4	0
NOVEMBER Luke c	3	0	0	0	0	0	0	0	0	0	0	0	0	0	0	0	0	2	1	1
BRICKHILL Tyron Rory cf	3	0	1	0	0	0	0	0	0	0	0	0	0	1	0	0	0	1	0	0
BROOKES Jamie Liam rf	2	0	0	0	0	0	0	0	0	0	0	0	0	1	0	1	0	0	0	0
QUANTOI Chad Matthew ph	1	0	0	0	0	0	0	0	0	0	0	0	0	1	0	1	0	0	0	0
COSTIGAN Kevin dh	3	0	1	0	0	0	0	0	0	0	0	0	0	0	0	0	0	0	0	0
RIFFEL Jared Kyle lf	2	0	0	0	0	0	0	0	0	0	0	0	0	1	0	1	0	1	0	0
COCKRELL Creedon ph	1	0	0	0	0	0	0	0	0	0	0	0	0	0	0	1	0	0	0	0
WHITE Robert James p	0	0	0	0	0	0	0	0	0	0	0	0	0	0	0	0	0	0	0	0
GROBLER Ethan p	0	0	0	0	0	0	0	0	0	0	0	0	0	0	0	0	0	0	0	0
Totals	25	1	5	1	0	0	0	2	0	0	0	0	0	9	0	6	1	18	11	1

Nicaragua 8

PLAYER	AB	R	H	BI	2B	3B	HR	BB	SB	CS	HP	SH	SF	SO	IBB	KL	GDP	PO	A	E
ORTEGA Junior cf/lf	3	1	0	1	0	0	0	0	1	0	1	0	0	0	0	0	0	0	0	0
MATAMOROS Odlanyer 2b	4	1	3	3	0	0	0	0	1	0	0	0	0	0	0	0	0	0	5	0
TRUJILLO Emanuel 1b	4	0	0	1	0	0	0	0	0	0	0	0	0	1	0	0	0	6	0	0
BENNETT Godwin dh	1	0	1	1	1	0	0	3	0	0	0	0	0	1	0	0	0	0	0	0
LEYTON Roger lf/rf	3	0	0	0	0	0	0	0	0	0	0	0	0	0	0	0	1	0	0	0
BRITTON Darren cf	1	0	0	0	0	0	0	0	0	0	0	0	0	0	0	0	0	0	0	0
CASTRO Edmerson rf/lf/rf	3	0	0	0	0	0	0	0	0	0	0	0	0	0	0	0	0	2	0	0
SINCLAIR Joey 3b	1	3	1	0	0	0	0	2	0	0	0	0	0	0	0	0	0	1	2	0
GONZALEZ Luis c	2	2	2	0	0	0	0	0	0	0	1	0	0	0	0	0	0	9	0	0
MORENO Cristhian ss	2	1	1	0	0	0	0	1	0	0	0	0	0	0	0	0	0	3	1	0
ZAPATA Axel p	0	0	0	0	0	0	0	0	0	0	0	0	0	0	0	0	0	0	0	0
ROBLETO Francisco p	0	0	0	0	0	0	0	0	0	0	0	0	0	0	0	0	0	0	0	0
OROZCO Stanling p	0	0	0	0	0	0	0	0	0	0	0	0	0	0	0	0	0	0	0	0
Totals	24	8	8	6	1	0	0	6	2	0	2	0	0	1	1	0	1	21	8	0

South Africa	IP	H	R	ER	BB	SO	WP	HP	BK	IBB	SH	SF	2B	3B	HR	AB	BF	FO	GO	NP
WHITE Robert James L,0-1	5.0	7	4	4	3	0	1	0	0	1	0	0	1	0	0	20	23	3	10	76
GROBLER Ethan	1.0	1	4	4	3	1	1	2	0	0	0	0	0	0	0	4	9	1	1	34

Nicaragua	IP	H	R	ER	BB	SO	WP	HP	BK	IBB	SH	SF	2B	3B	HR	AB	BF	FO	GO	NP
ZAPATA Axel W,1-0	5.0	2	1	1	1	7	0	0	1	0	0	0	0	0	0	17	18	2	6	78
ROBLETO Francisco	1.0	2	0	0	1	1	0	0	0	0	0	0	0	0	0	5	6	2	0	23
OROZCO Stanling	1.0	1	0	0	0	1	0	0	0	0	0	0	0	0	0	3	3	0	1	13

Umpires: HP-Xian XIA (CHN), 1B-Shao-Wei LIN (TPE), 2B-Bing XU (CHN), 3B-Edwin LOUISA (NED)
 Scorers: Xiaoju Sun (CHN), Shuai Xing (CHN), Fei ZONG (CHN)
 TC: Megumi KITTA (JPN), Jun PENG (CHN)
 Start: 9:59 Time: 2:03 Attendance: 46 Weather: Sunny - 35°C
 Game Notes: None

GAME SUMMARY - RESULTADO DEL JUEGO 2



AUSTRALIA - COLOMBIA



Australia 4, Colombia 2 - Composite Box Score
 Sep 06, 2024 at Shaoxing City (CHN) (Shaoxing Baseball and Softball Sports Culture Center | Field 1)

Australia.....100 120 0 - 4 6 0
 Colombia.....200 000 0 - 2 6 2

Australia 4

PLAYER	AB	R	H	BI	2B	3B	HR	BB	SB	CS	HP	SH	SF	SO	IBB	KL	GDP	PO	A	E
MAGUIRE Solomon cf	4	0	1	1	1	0	0	0	0	0	0	0	0	2	0	1	0	2	1	0
BURKE Chris lf	3	0	0	0	0	0	0	1	0	0	0	0	0	0	0	0	0	1	0	0
SKEPTON Alexander rf	2	1	0	0	0	0	0	0	0	0	2	0	0	0	0	0	0	0	0	0
CAVILL Blake lb	4	1	3	1	0	1	0	0	0	0	0	0	0	0	0	0	0	9	0	0
STEVENS Jo 3b	4	1	0	0	0	0	0	0	0	0	0	0	0	1	0	0	0	0	2	0
NICOLETTO Cayden dh	4	0	1	0	0	0	0	0	0	0	0	0	0	2	0	0	0	0	0	0
SKINNER Zakary c	2	1	0	1	0	0	0	2	0	0	0	0	0	0	0	0	0	7	1	0
COOKE Bailey-Jay Mal ss	3	0	1	1	1	0	0	0	0	0	0	0	1	0	0	0	0	0	0	0
FIERENZI Benjamin 2b	2	0	0	0	0	0	0	1	0	0	0	0	0	0	0	0	0	2	3	0
JACKSON Ky p	0	0	0	0	0	0	0	0	0	0	0	0	0	0	0	0	0	0	0	0
HALL Kieren p	0	0	0	0	0	0	0	0	0	0	0	0	0	0	0	0	0	0	1	0
MORGAN Cooper p	0	0	0	0	0	0	0	0	0	0	0	0	0	0	0	0	0	0	0	0
Totals	28	4	6	4	2	1	0	4	0	0	2	0	1	5	0	1	0	21	8	0

Colombia 2

PLAYER	AB	R	H	BI	2B	3B	HR	BB	SB	CS	HP	SH	SF	SO	IBB	KL	GDP	PO	A	E
VILLAFANE MURILLO An rf	3	1	1	0	0	0	0	0	0	0	0	0	0	0	0	0	0	1	0	0
QUINTANA AVILA Guill c	2	1	1	0	1	0	0	1	0	0	0	0	0	0	0	0	0	5	1	0
PUERTA CHAVEZ Jorge lf	3	0	2	2	1	0	0	0	0	0	0	0	0	0	0	0	0	0	0	0
BORRERO BRICENO Dari lb	2	0	0	0	0	0	0	1	0	0	0	0	0	1	0	0	0	5	0	0
ARMAS ROMERO Gustavo cf	3	0	0	0	0	0	0	0	0	0	0	0	0	0	0	1	0	4	0	0
BELTRAN MENDOZA Nola ss	3	0	1	0	0	0	0	0	0	0	0	0	0	0	0	0	0	0	0	0
JARABA LORDUY Branly 3b	3	0	1	0	0	0	0	0	0	0	0	0	0	2	0	0	0	2	2	2
SEPULVEDA SARMIENTO dh	3	0	0	0	0	0	0	0	0	0	0	0	0	1	0	1	0	0	0	0
HENAO ORTEGA Jean Pi 2b	3	0	0	0	0	0	0	0	0	0	0	0	0	2	0	1	0	1	3	0
ACEVEDO PINEREZ Davi p	0	0	0	0	0	0	0	0	0	0	0	0	0	0	0	0	0	0	0	0
BURGOS BERDUGO David p	0	0	0	0	0	0	0	0	0	0	0	0	0	0	0	0	0	0	0	0
DIAZ BELTRAN Cristia p	0	0	0	0	0	0	0	0	0	0	0	0	0	0	0	0	0	0	1	0
CHIQUILLO UTRIA Dieg p	0	0	0	0	0	0	0	0	0	0	0	0	0	0	0	0	0	0	0	0
MEZA GOMEZ Carlos Ar p	0	0	0	0	0	0	0	0	0	0	0	0	0	0	0	0	0	0	0	0
Totals	25	2	6	2	2	0	0	2	0	0	0	0	0	6	0	2	1	21	7	2

Australia

	IP	H	R	ER	BB	SO	WP	HP	BK	IBB	SH	SF	2B	3B	HR	AB	BF	FO	GO	NP
JACKSON Ky W,1-0	5.1	4	2	2	1	5	0	0	0	0	0	0	2	0	0	19	20	5	5	77
HALL Kieren	1.0	2	0	0	1	0	0	0	0	0	0	0	0	0	0	4	5	0	2	16
MORGAN Cooper SV,1	0.2	0	0	0	0	1	0	0	0	0	0	0	0	0	0	2	2	0	1	10

Colombia

	IP	H	R	ER	BB	SO	WP	HP	BK	IBB	SH	SF	2B	3B	HR	AB	BF	FO	GO	NP
ACEVEDO PINEREZ Davi	3.2	3	2	1	1	4	0	2	0	0	0	0	1	1	0	15	18	5	2	73
BURGOS BERDUGO David L,0-1	0.1	2	2	0	0	0	0	0	0	0	0	0	1	0	0	4	4	0	1	14
DIAZ BELTRAN Cristia	1.0	1	0	0	1	0	0	0	0	0	0	1	0	0	0	3	5	1	2	15
CHIQUILLO UTRIA Dieg	1.0	0	0	0	1	1	0	0	0	0	0	0	0	0	0	3	4	2	0	19
MEZA GOMEZ Carlos Ar	1.0	0	0	0	1	0	0	0	0	0	0	0	0	0	0	3	4	1	2	15

Umpires: HP-Atsushi DAITO (JPN), 1B-Yu-Chun WEN (TPE), 2B-Li MA (CHN), 3B-Won Jung Park (KOR)
 Scorers: Cindy Chan (HKG), Stefan Slinger (NED), Juan Cheng (CHN)
 TC: Elpidio SERRANO (CRC), Qingfeng XUE (CHN)
 Start: 10:02 Time: 2:20 Attendance: 1096 Weather: Sunny - 32 °C
 Game Notes: None

GAME SUMMARY - RESULTADO DEL JUEGO 3



NETHERLANDS - VENEZUELA



Venezuela 10, Netherlands 9 - Composite Box Score
 Sep 06, 2024 at Shaoxing City (CHN) (Shaoxing Baseball and Softball Sports Culture Center | Field 2)

Netherlands.....052 110 0 - 9 11 1
 Venezuela.....511 003 X - 10 7 1

Netherlands 9

PLAYER	AB	R	H	BI	2B	3B	HR	BB	SB	CS	HP	SH	SF	SO	IBB	KL	GDP	PO	A	E
JOSEPHA Jakey cf	4	1	1	0	0	0	0	0	0	0	0	0	0	2	0	1	1	4	0	0
ANTONIA Donovan 2b	3	1	2	2	0	1	0	1	2	0	0	0	0	0	0	0	0	1	1	0
VAN BORKULO Jair dh	3	0	0	0	0	0	1	0	0	0	0	0	0	3	0	0	0	0	0	0
PITERNELLA Ruendrick lb	4	1	2	1	0	0	0	0	0	0	0	0	0	1	0	0	0	7	1	0
KUIJPER Sem c	2	2	2	0	0	0	0	0	0	0	0	0	0	0	0	0	0	1	0	0
CROUWEL Matis c	1	0	0	0	0	0	1	0	0	0	0	0	0	0	0	0	0	2	0	0
MELFOR Tilsaimy 3b	3	1	1	0	0	0	0	0	0	0	0	1	0	0	0	0	0	1	1	1
COLLINS Darryl lf	2	2	2	3	0	1	0	1	0	0	0	0	1	0	0	0	0	1	0	0
MARLIN Gedionne ss	3	0	0	0	0	0	1	0	0	0	0	0	2	0	1	0	0	0	1	0
TOMJANSEN Rushenten rf	3	1	1	2	0	0	1	0	0	0	0	0	0	0	0	0	1	1	0	0
KRAGT Naut p	0	0	0	0	0	0	0	0	0	0	0	0	0	0	0	0	0	0	0	0
VIJFVINKEL Pim p	0	0	0	0	0	0	0	0	0	0	0	0	0	0	0	0	0	0	0	0
CASIMIRI Jiorgeny p	0	0	0	0	0	0	0	0	0	0	0	0	0	0	0	0	0	0	0	0
VAN DER LELIE Jelle p	0	0	0	0	0	0	0	0	0	0	0	0	0	0	0	0	0	0	0	0
Totals	28	9	11	8	0	2	0	6	2	0	0	1	1	8	0	2	2	18	4	1

Venezuela 10

PLAYER	AB	R	H	BI	2B	3B	HR	BB	SB	CS	HP	SH	SF	SO	IBB	KL	GDP	PO	A	E
CASTILLO BORJAS Dani ss	1	2	0	1	0	0	0	2	2	0	0	0	1	0	0	0	0	0	5	0
CASTILLO SALAS Lewis cf	2	2	1	0	0	0	0	1	0	0	1	0	0	0	0	0	0	0	0	0
BONACI MARIN Brainer 3b	4	2	2	1	2	0	0	0	0	0	0	0	1	0	1	0	0	0	3	0
IDROGO SANABRIA Cesa rf	3	0	0	1	0	0	0	1	0	0	0	0	0	0	0	0	0	1	0	0
MARTINEZ HENRRIQUEZ 2b	1	1	0	1	0	0	0	2	0	0	0	0	1	1	1	1	0	5	2	0
PENA NAVAS Alexander lb	3	1	2	2	0	0	0	1	0	0	0	0	0	0	0	0	0	7	0	0
MEDINA HIDALGO Gilbe lf	4	2	1	3	1	0	0	0	0	0	0	0	0	0	0	0	0	0	0	0
RIVERO MARTINEZ Giov c	2	0	1	1	0	0	0	1	0	0	0	0	0	0	0	0	0	8	0	0
PAIVA BEJARANO Moise dh	2	0	0	0	0	0	0	0	0	0	1	0	1	0	0	0	0	0	0	0
GUZMAN AGUILAR Jose p	0	0	0	0	0	0	0	0	0	0	0	0	0	0	0	0	0	0	1	1
ROMERO MORALES Juan p	0	0	0	0	0	0	0	0	0	0	0	0	0	0	0	0	0	0	0	0
FERMIN ACOSTA Cristi p	0	0	0	0	0	0	0	0	0	0	0	0	0	0	0	0	0	0	0	0
LUNA MALAVER Adrian p	0	0	0	0	0	0	0	0	0	0	0	0	0	0	0	0	0	0	0	0
Totals	22	10	7	10	3	0	0	8	2	0	1	1	2	3	1	2	0	21	11	1

Netherlands	IP	H	R	ER	BB	SO	WP	HP	BK	IBB	SH	SF	2B	3B	HR	AB	BF	FO	GO	NP
KRAGT Naut	1.0	3	6	6	4	0	0	1	0	0	0	0	2	0	0	6	11	2	1	43
VIJFVINKEL Pim	4.0	1	1	0	2	3	0	0	0	0	1	2	0	0	0	11	16	5	4	57
CASIMIRI Jiorgeny L,0-1	0.0	2	3	3	1	0	0	0	0	0	0	0	1	0	0	2	3	0	0	15
VAN DER LELIE Jelle	1.0	1	0	0	1	0	0	0	0	1	0	0	0	0	0	3	4	1	1	8

Venezuela	IP	H	R	ER	BB	SO	WP	HP	BK	IBB	SH	SF	2B	3B	HR	AB	BF	FO	GO	NP
GUZMAN AGUILAR Jose	2.2	7	7	7	1	4	0	0	0	0	1	1	0	2	0	13	16	1	3	54
ROMERO MORALES Juan	1.1	1	1	1	3	1	1	0	0	0	0	0	0	0	0	4	7	0	2	40
FERMIN ACOSTA Cristi W,1-0	2.0	3	1	1	1	2	1	0	0	0	0	0	0	0	0	9	10	0	4	38
LUNA MALAVER Adrian SV,1	1.0	0	0	0	1	1	0	0	0	0	0	0	0	0	0	2	3	0	1	14

Umpires: HP-Jeffrey Alan SPISAK (USA), 1B-Mayer Carrillo GILBERTO (MEX), 2B-Xian XIA (CHN), 3B-Shao-Wei LIN (TPE)
 Scorers: Xiaojun Sun (CHN), Fei ZONG (CHN), Shuai Xing (CHN)
 TC: Qingfeng XUE (CHN), Rainer KRANKL (AUT)
 Start: 14:33 Time: 2:39 Attendance: 197 Weather: Sunny - 33°C
 Game Notes: None

GAME SUMMARY - RESULTADO DEL JUEGO 4



KOREA - CHINESE TAIPEI



Korea 3, Chinese Taipei 1 - Composite Box Score
 Sep 06, 2024 at Shaoxing City (CHN) (Shaoxing Baseball and Softball Sports Culture Center | Field 1)

Korea.....001 100 1 - 3 4 0
 Chinese Taipei.....100 000 0 - 1 6 1

Korea 3

PLAYER	AB	R	H	BI	2B	3B	HR	BB	SB	CS	HP	SH	SF	SO	IBB	KL	GDP	PO	A	E
KIM Hyunjong cf	3	0	1	0	0	0	0	0	0	1	0	0	0	0	0	0	0	0	0	0
LIM Sangwoo ss	2	0	0	1	0	0	0	0	0	0	0	0	1	0	0	0	0	0	2	0
JEONG Daeseon 3b	2	1	0	0	0	0	0	0	1	0	1	0	0	0	0	0	0	1	0	0
KIM Doohyun 3b	0	0	0	0	0	0	0	0	0	0	0	0	0	0	0	0	0	0	1	0
KIM Donghyun dh	2	0	0	0	0	0	0	0	0	0	0	1	0	0	0	0	0	0	0	0
CHOI Sungmin rf	3	1	1	0	0	0	0	0	0	0	0	0	0	0	0	0	0	0	2	0
JEONG Anseok 1b	2	0	1	1	0	0	0	0	0	0	0	1	0	1	0	0	0	5	0	0
KIM Jinhyung lf	3	0	0	0	0	0	0	0	0	0	0	0	0	2	0	1	0	2	0	0
RYU Hyeonjun c	2	1	1	1	0	0	0	1	0	0	0	0	0	0	0	0	0	10	0	0
HONG Daein 2b	2	0	0	0	0	0	0	0	0	0	0	1	0	1	0	0	0	1	2	0
KIM Taehyun p	0	0	0	0	0	0	0	0	0	0	0	0	0	0	0	0	0	0	0	0
CHOI Hyunseok p	0	0	0	0	0	0	0	0	0	0	0	0	0	0	0	0	0	0	1	0
SONG Jaeyoung p	0	0	0	0	0	0	0	0	0	0	0	0	0	0	0	0	0	0	0	0
Totals	21	3	4	3	0	0	0	1	1	1	1	3	1	4	0	1	0	21	6	0

Chinese Taipei 1

PLAYER	AB	R	H	BI	2B	3B	HR	BB	SB	CS	HP	SH	SF	SO	IBB	KL	GDP	PO	A	E
LIU Chun-Wei ss	4	1	2	0	1	0	0	0	1	0	0	0	0	0	0	0	0	1	4	1
ZHENG Jun-Wei 2b	3	0	1	0	0	0	0	0	0	0	0	0	0	1	0	1	0	2	1	0
LIN Chia-Wei cf	3	0	1	1	1	0	0	0	0	0	0	0	0	2	0	0	0	1	0	0
WANG Nian-Hao 3b	2	0	0	0	0	0	0	1	0	0	0	0	0	1	0	0	0	0	2	0
TSENG Yu-Ching pr/3b	0	0	0	0	0	0	0	0	1	0	0	0	0	0	0	0	0	0	0	0
HO Heng-Yu 1b	3	0	0	0	0	0	0	0	0	0	0	0	0	1	0	1	0	8	0	0
HUANG Bo-Rui rf	3	0	0	0	0	0	0	0	0	0	0	0	0	1	0	0	0	0	0	0
WANG Shun-Ho lf	3	0	2	0	0	1	0	0	0	0	0	0	0	1	0	0	0	5	0	0
CHU Wei-Chi c	2	0	0	0	0	0	0	0	0	0	0	0	0	0	0	0	0	4	1	0
CHEN Chiu-Teng ph	1	0	0	0	0	0	0	0	0	0	0	0	0	0	0	0	0	0	0	0
CHIU Hsin dh	2	0	0	0	0	0	0	0	0	0	0	0	0	2	0	0	0	0	0	0
LAI Chun ph	1	0	0	0	0	0	0	0	0	0	0	0	0	1	0	0	0	0	0	0
ZENG Jia-Huei p	0	0	0	0	0	0	0	0	0	0	0	0	0	0	0	0	0	0	1	0
SHA Tzu-Chen p	0	0	0	0	0	0	0	0	0	0	0	0	0	0	0	0	0	0	0	0
HUANG Chung-Hsiang p	0	0	0	0	0	0	0	0	0	0	0	0	0	0	0	0	0	0	1	0
WANG Yu-Chieh p	0	0	0	0	0	0	0	0	0	0	0	0	0	0	0	0	0	0	0	0
Totals	27	1	6	1	2	1	0	1	2	0	0	0	0	10	0	2	0	21	10	1

Korea	IP	H	R	ER	BB	SO	WP	HP	BK	IBB	SH	SF	2B	3B	HR	AB	BF	FO	GO	NP
KIM Taehyun	3.2	5	1	1	0	5	0	0	0	0	0	0	2	0	0	16	16	4	2	69
CHOI Hyunseok W,1-0	1.0	0	0	0	0	1	0	0	0	0	0	0	0	0	0	3	3	1	1	15
SONG Jaeyoung SV,1	2.1	1	0	0	1	4	0	0	0	0	0	0	1	0	8	9	1	2	32	

Chinese Taipei	IP	H	R	ER	BB	SO	WP	HP	BK	IBB	SH	SF	2B	3B	HR	AB	BF	FO	GO	NP
ZENG Jia-Huei L,0-1	5.0	2	2	2	1	3	0	1	0	0	2	1	0	0	0	14	19	5	6	60
SHA Tzu-Chen	1.0	0	0	0	0	0	0	0	0	0	0	0	0	0	0	3	3	2	1	15
HUANG Chung-Hsiang	0.2	1	1	1	0	0	0	0	0	0	1	0	0	0	0	2	3	0	2	4
WANG Yu-Chieh	0.1	1	0	0	0	1	1	0	0	0	0	0	0	0	0	2	2	0	0	9

Umpires: HP-Mario Cesar VILLAVICENCIO TESISTECO (MEX), 1B-Li MA (CHN), 2B-Tianyi WANG (CHN), 3B-Shinya TAKAHASHI (JPN)
 Scorers: Fuka Nakamura (JPN), Linda STEIJGER (NED), Ying CHEN (CHN)
 TC: Andrew TODD (AUS), Megumi KITTA (JPN)
 Start: 14:30 Time: 2:18 Attendance: 1000 Weather: Sunny - 36°C
 Game Notes: None

GAME SUMMARY - RESULTADO DEL JUEGO 5



CHINA - GREAT BRITAIN



China 5, Great Britain 3 - Composite Box Score
 Sep 06, 2024 at Shaoxing City (CHN) (Shaoxing Baseball and Softball Sports Culture Center | Field 1)

 China.....000 000 23 - 5 7 1
 Great Britain.....000 002 01 - 3 5 0

China 5

PLAYER	AB	R	H	BI	2B	3B	HR	BB	SB	CS	HP	SH	SF	SO	IBB	KL	GDP	PO	A	E
ZHU Xudong cf	4	0	1	0	0	0	0	0	0	0	0	0	0	0	0	0	0	2	0	0
XING Wenbin dh	3	1	1	0	0	0	0	1	1	0	0	0	0	0	0	0	0	0	0	0
ZHANG Mingxin 3b/lb	3	1	0	0	0	0	0	1	0	0	0	0	0	3	0	0	0	2	2	0
ZHOU Yi rf	4	1	0	0	0	0	0	0	0	0	0	0	0	1	0	1	0	2	0	0
HOU Hangang lf	2	0	0	0	0	0	0	0	0	0	0	0	0	2	0	0	0	1	0	0
LIN Keyu ph/lf	0	1	0	1	0	0	0	0	0	0	1	0	1	0	0	0	0	1	0	0
LI Yuyang lb	2	0	0	0	0	0	0	0	0	0	0	0	0	1	0	0	0	7	0	0
ZHANG Aiqi ph/3b	2	0	2	1	0	0	0	0	0	0	0	0	0	0	0	0	0	2	1	1
HU Tianyuan 2b	4	1	2	2	2	0	0	0	0	0	0	0	0	1	0	0	0	2	2	0
WANG Shuai c	2	0	0	0	0	0	0	2	0	0	0	0	0	1	0	0	0	4	1	0
WU Qirui ss	3	0	1	1	0	0	0	0	0	0	0	0	0	2	0	1	0	1	2	0
WANG Xiang p	0	0	0	0	0	0	0	0	0	0	0	0	0	0	0	0	0	0	4	0
Totals	29	5	7	5	2	0	0	4	1	0	1	0	1	11	0	2	0	24	12	1

Great Britain 3

PLAYER	AB	R	H	BI	2B	3B	HR	BB	SB	CS	HP	SH	SF	SO	IBB	KL	GDP	PO	A	E
CLARK Wallace Ramsey ss	4	1	1	1	0	0	0	0	0	0	0	0	0	0	0	0	0	1	2	0
VIERA Max Anthony 2b	4	1	1	2	0	0	1	0	0	0	0	0	0	0	0	0	0	0	3	0
QUINN-IRONS James Ca rf	4	0	0	0	0	0	0	0	0	0	0	0	0	2	0	1	0	1	1	0
STOCKMAN Tucker c	2	0	1	0	1	0	0	1	0	1	0	0	0	1	0	0	0	11	2	0
KANE Aidan lb	3	0	1	0	0	0	0	0	0	0	0	0	0	0	0	0	0	9	2	0
LAMBDIN Jacob Paul 3b	3	0	0	0	0	0	0	0	0	0	0	0	0	1	0	1	0	0	0	0
LEID Benjamin John dh	3	1	1	0	0	0	0	0	0	0	0	0	0	0	0	0	0	0	0	0
MERCER Rayondre lf	3	0	0	0	0	0	0	0	0	0	0	0	0	0	0	0	0	2	0	0
SMITH J'Quann D'Andr cf	2	0	0	0	0	0	0	0	0	0	0	1	0	0	0	0	0	0	0	0
DUTHIE Oliver Sam p	0	0	0	0	0	0	0	0	0	0	0	0	0	0	0	0	0	0	1	0
HUTCHINSON Samuel Cl p	0	0	0	0	0	0	0	0	0	0	0	0	0	0	0	0	0	0	0	0
TAYLOR Edward p	0	0	0	0	0	0	0	0	0	0	0	0	0	0	0	0	0	0	0	0
Totals	28	3	5	3	1	0	1	1	0	1	0	1	0	4	0	2	0	24	11	0

China	IP	H	R	ER	BB	SO	WP	HP	BK	IBB	SH	SF	2B	3B	HR	AB	BF	FO	GO	NP
WANG Xiang W,1-0	8.0	5	3	2	1	4	0	0	0	0	1	0	1	0	1	28	30	9	10	103

Great Britain	IP	H	R	ER	BB	SO	WP	HP	BK	IBB	SH	SF	2B	3B	HR	AB	BF	FO	GO	NP
DUTHIE Oliver Sam	6.1	2	1	1	2	10	0	1	0	0	0	0	0	0	0	21	24	3	6	107
HUTCHINSON Samuel Cl	0.2	3	1	1	1	0	0	0	0	0	0	0	1	0	0	4	5	1	0	16
TAYLOR Edward L,0-1	1.0	2	3	1	1	1	1	0	0	0	0	1	1	0	0	4	6	1	1	26

Umpires: HP-Won Jung Park (KOR), 1B-Atsushi DAITO (JPN), 2B-Shinya TAKAHASHI (JPN),
 3B-Mario Cesar VILLAVICENCIO TESISTECO (MEX)
 Scorers: Linda STEIJGER (NED), Fuka Nakamura (JPN), Ying CHEN (CHN)
 TC: Elpidio SERRANO (CRC), Andrew TODD (AUS)
 Start: 19:10 Time: 2:24 Attendance: 1761 Weather: Clear - 31°C
 Game Notes: None

GAME SUMMARY - RESULTADO DEL JUEGO 6



PUERTO RICO - JAPAN



Puerto Rico 6, Japan 1 - Composite Box Score
 Sep 06, 2024 at Shaoxing City (CHN) (Shaoxing Baseball and Softball Sports Culture Center | Field 2)

Puerto Rico.....301 000 2 - 6 10 0
 Japan.....000 000 1 - 1 3 0

Puerto Rico 6

PLAYER	AB	R	H	BI	2B	3B	HR	BB	SB	CS	HP	SH	SF	SO	IBB	KL	GDP	PO	A	E
VILLEGAS ROSADO Edga cf	3	2	2	1	0	0	0	1	1	0	0	0	0	1	0	1	0	4	0	0
DIAZ MORALES Randal ss	4	0	0	0	0	0	0	0	0	0	0	0	0	3	0	1	0	1	3	0
FELIX MORALES Edrick 3b	3	2	2	0	2	0	0	1	1	0	0	0	0	0	0	0	0	0	2	0
GONZALEZ CARILLO Lui lb	4	1	2	2	0	0	0	0	0	0	0	0	0	1	0	1	0	7	0	0
MONTES TORRES John A dh	3	0	0	0	0	0	0	0	0	0	0	0	0	0	0	0	0	0	0	0
HERNANDEZ ESTEVEZ Lu c	3	0	2	2	1	0	0	0	0	0	0	0	0	0	0	0	0	5	0	0
FIGUEROA OTERO Danie lf	3	0	1	1	0	0	0	0	0	0	0	0	0	2	0	1	0	2	0	0
FELICIANO LOPEZ Jand rf	3	1	1	0	1	0	0	0	0	0	0	0	0	0	0	0	0	1	0	0
ORTIZ CEBALLOS Janke 2b	2	0	0	0	0	0	0	0	0	0	1	0	2	0	2	0	0	1	1	0
LABOY MELENDEZ Jorha p	0	0	0	0	0	0	0	0	0	0	0	0	0	0	0	0	0	0	2	0
COLON TORRES Shadai p	0	0	0	0	0	0	0	0	0	0	0	0	0	0	0	0	0	0	0	0
RODRIGUEZ MELENDEZ R p	0	0	0	0	0	0	0	0	0	0	0	0	0	0	0	0	0	0	0	0
RODRIGUEZ MERCADO Lu p	0	0	0	0	0	0	0	0	0	0	0	0	0	0	0	0	0	0	0	0
Totals	28	6	10	6	4	0	0	2	2	0	0	1	0	9	0	6	0	21	8	0

Japan 1

PLAYER	AB	R	H	BI	2B	3B	HR	BB	SB	CS	HP	SH	SF	SO	IBB	KL	GDP	PO	A	E
YAMADA Takuya 2b	4	0	1	0	0	0	0	0	0	0	0	0	0	0	0	0	0	2	3	0
AIBA Kanta ss	4	0	0	0	0	0	0	0	0	0	0	0	0	1	0	1	0	1	1	0
MURAKAMI Yuichiro dh	4	1	1	1	0	0	1	0	0	0	0	0	0	0	0	0	0	0	0	0
NOGUCHI Taishi c	4	0	0	0	0	0	0	0	0	0	0	0	0	2	0	0	0	11	0	0
IMAZATO Ryo lb	0	0	0	0	0	0	0	2	0	0	1	0	0	0	0	0	0	2	3	0
TAKAHASHI Takanori 3b	3	0	0	0	0	0	0	0	0	0	0	0	0	1	0	0	0	0	1	0
NISHIMURA Shinnosuke rf	1	0	1	0	0	0	0	2	0	0	0	0	0	0	0	0	0	1	0	0
HAYASHI Takuma lf	1	0	0	0	0	0	0	1	0	0	0	0	0	0	0	0	0	0	0	0
TAURA Yusuke ph	0	0	0	0	0	0	0	1	0	0	0	0	0	0	0	0	0	0	0	0
YOSHIKAWA Kaito lf	0	0	0	0	0	0	0	0	0	0	0	0	0	0	0	0	0	0	1	0
URA Kazuhiro cf	3	0	0	0	0	0	0	0	0	0	0	0	0	1	0	0	0	2	1	0
TANIWAKI Koki p	0	0	0	0	0	0	0	0	0	0	0	0	0	0	0	0	0	1	0	0
NISHIMURA Oga p	0	0	0	0	0	0	0	0	0	0	0	0	0	0	0	0	0	1	0	0
MATSUDA Wataru p	0	0	0	0	0	0	0	0	0	0	0	0	0	0	0	0	0	0	0	0
HAYASHIDA Yuto p	0	0	0	0	0	0	0	0	0	0	0	0	0	0	0	0	0	0	0	0
Totals	24	1	3	1	0	0	1	6	0	0	1	0	0	5	0	1	0	21	10	0

Puerto Rico	IP	H	R	ER	BB	SO	WP	HP	BK	IBB	SH	SF	2B	3B	HR	AB	BF	FO	GO	NP
LABOY MELENDEZ Jorha W,1-0	4.0	1	0	0	5	2	0	0	0	0	0	0	0	0	0	13	18	4	6	64
COLON TORRES Shadai	1.2	1	0	0	1	2	1	1	0	0	0	0	0	0	0	6	8	2	1	33
RODRIGUEZ MELENDEZ R	0.2	0	0	0	0	0	0	0	0	0	0	0	0	0	0	2	2	1	1	11
RODRIGUEZ MERCADO Lu	0.2	1	1	1	0	1	0	0	0	0	0	0	0	0	1	3	3	1	0	12

Japan	IP	H	R	ER	BB	SO	WP	HP	BK	IBB	SH	SF	2B	3B	HR	AB	BF	FO	GO	NP
TANIWAKI Koki L,0-1	4.0	7	4	4	1	7	0	0	0	0	0	0	3	0	0	18	19	2	2	79
NISHIMURA Oga	1.1	0	0	0	0	0	0	0	0	0	0	0	0	0	0	4	4	3	1	10
MATSUDA Wataru	0.2	0	0	0	0	1	0	0	0	0	0	0	0	0	0	2	2	0	1	5
HAYASHIDA Yuto	1.0	3	2	2	1	1	0	0	0	0	1	0	1	0	0	4	6	0	1	25

Umpires: HP-Mayer Carrillo GILBERTO (MEX), 1B-Bing XU (CHN), 2B-Edwin LOUISA (NED),
 3B-Jeffrey Alan SPISAK (USA)
 Scorers: Stefan Slinger (NED), Cindy Chan (HKG), Juan Cheng (CHN)
 TC: Rainer KRANKL (AUT), Jun PENG (CHN)
 Start: 19:01 Time: 2:11 Attendance: 120 Weather: Clear - 31°C
 Game Notes: None

GAME SUMMARY - RESULTADO DEL JUEGO 7



KOREA - SOUTH AFRICA



Korea 6, South Africa 1 - Composite Box Score
 Sep 07, 2024 at Shaoxing City (CHN) (Shaoxing Baseball and Softball Sports Culture Center | Field 2)

 Korea.....005 001 0 - 6 7 0
 South Africa.....000 000 1 - 1 2 5

Korea 6

PLAYER	AB	R	H	BI	2B	3B	HR	BB	SB	CS	HP	SH	SF	SO	IBB	KL	GDP	PO	A	E
KIM Hyunjong cf	0	0	0	0	0	0	0	3	0	2	0	0	0	0	0	0	0	0	0	0
KIM Jinhyung ph/cf	2	0	0	0	0	0	0	0	0	0	0	0	0	0	0	0	0	0	0	0
LIM Sangwoo ss	2	1	0	0	0	0	0	1	1	0	0	0	0	0	0	0	0	0	0	0
LEE Junghyun 1b	1	0	0	0	0	0	0	0	0	0	0	0	0	0	0	0	0	0	1	0
JEONG Anseok lf	3	1	0	0	0	0	0	1	1	0	0	0	0	1	0	0	0	0	0	0
KIM Donghyun dh	3	1	1	1	0	0	0	0	0	0	1	0	0	0	0	0	0	0	0	0
CHOI Sungmin rf	3	1	1	0	0	0	0	0	0	1	0	0	0	0	0	0	0	0	0	0
JEONG Daeseon 1b/3b	3	1	2	3	1	0	0	0	1	0	0	0	1	0	0	0	0	4	1	0
SONG Hojung 3b/2b	3	1	1	0	0	0	0	1	1	0	0	0	0	0	0	0	0	0	2	0
KIM Siang c	3	0	1	0	0	0	0	0	0	0	1	0	0	0	0	0	0	15	0	0
HONG Daein 2b	1	0	0	0	0	0	0	0	0	0	1	0	0	1	0	0	0	1	2	0
KIM Doohyun ph/ss	2	0	1	0	1	0	0	0	0	0	0	0	0	0	0	1	0	0	0	0
HONG Wonpyo p	0	0	0	0	0	0	0	0	0	0	0	0	0	0	0	0	0	0	0	0
KIM Dobeon p	0	0	0	0	0	0	0	0	0	0	0	0	0	0	0	0	0	0	0	0
HAN Jiheon p	0	0	0	0	0	0	0	0	0	0	0	0	0	0	0	0	0	0	0	0
JU Seungbin p	0	0	0	0	0	0	0	0	0	0	0	0	0	0	0	0	0	0	0	0
LIM Hyungwon p	0	0	0	0	0	0	0	0	0	0	0	0	0	0	0	0	0	0	0	0
SON Juhwan p	0	0	0	0	0	0	0	0	0	0	0	0	0	0	0	0	0	0	0	0
Totals	26	6	7	4	2	0	0	6	4	2	4	0	1	2	0	0	1	21	5	0

South Africa 1

PLAYER	AB	R	H	BI	2B	3B	HR	BB	SB	CS	HP	SH	SF	SO	IBB	KL	GDP	PO	A	E
PRETORIUS Darian 2b	3	0	0	0	0	0	0	0	0	0	0	0	0	1	0	1	0	2	4	0
NOVEMBER Josh Andre ss	2	1	0	0	0	0	0	1	0	0	0	0	0	1	0	0	0	2	6	0
GREENSLADE Corbin c	2	0	1	0	0	0	0	0	0	0	0	0	0	1	0	0	0	4	0	1
COCKRELL Creedon c	1	0	0	0	0	0	0	0	0	0	0	0	0	1	0	0	0	0	0	0
SCHWARTZ Kyle Nathan 3b	2	0	0	0	0	0	0	0	0	0	0	0	0	1	0	0	0	1	1	0
MARITZ Ruan ph	1	0	0	0	0	0	0	0	0	0	0	0	0	1	0	0	0	0	0	0
COSTIGAN Kevin dh	2	0	0	0	0	0	0	0	0	0	0	0	0	2	0	0	0	0	0	0
NOVEMBER Luke ph	1	0	1	1	1	0	0	0	0	0	0	0	0	0	0	0	0	0	0	0
GROBLER Ethan 1b	2	0	0	0	0	0	0	1	0	0	0	0	0	1	0	0	0	8	2	0
MAREDI Sylvester lf	2	0	0	0	0	0	0	0	0	0	0	0	0	2	0	2	0	1	0	0
PIETERSE Cullen Jerr lf	1	0	0	0	0	0	0	0	0	0	0	0	0	1	0	0	0	1	0	0
QUANTOI Chad Matthew rf	2	0	0	0	0	0	0	0	0	0	0	0	0	1	0	1	0	0	0	0
SCHEFFER Francois Ch rf	0	0	0	0	0	0	0	0	0	0	0	0	0	0	0	0	0	0	0	0
RIFFEL Jared Kyle cf	1	0	0	0	0	0	0	0	0	0	0	0	0	1	0	0	0	1	0	1
JAPHTA Alex cf	1	0	0	0	0	0	0	0	0	0	0	0	0	1	0	0	0	1	0	0
MCLELLAND Bryce John p	0	0	0	0	0	0	0	0	0	0	0	0	0	0	0	0	0	0	2	2
CAMPBELL Keenan Luke p	0	0	0	0	0	0	0	0	0	0	0	0	0	0	0	0	0	0	1	1
KRIEK Marcus Christi p	0	0	0	0	0	0	0	0	0	0	0	0	0	0	0	0	0	0	0	0
Totals	23	1	2	1	1	0	0	2	0	0	0	0	0	15	0	4	0	21	16	5

Korea	IP	H	R	ER	BB	SO	WP	HP	BK	IBB	SH	SF	2B	3B	HR	AB	BF	FO	GO	NP
HONG Wonpyo	3.0	1	0	0	0	5	0	0	0	0	0	0	0	0	0	10	10	1	3	40
KIM Dobeon W,1-0	1.0	0	0	0	0	2	0	0	0	0	0	0	0	0	0	3	3	0	1	14
HAN Jiheon	1.0	0	0	0	0	3	0	0	0	0	0	0	0	0	0	3	3	0	0	9
JU Seungbin	1.0	0	0	0	0	2	0	0	0	0	0	0	0	0	0	3	3	0	1	12
LIM Hyungwon	0.2	0	1	1	1	2	0	0	0	0	0	0	0	0	0	2	3	0	0	12
SON Juhwan	0.1	1	0	0	1	1	0	0	0	0	0	0	1	0	0	2	3	0	0	16
South Africa	IP	H	R	ER	BB	SO	WP	HP	BK	IBB	SH	SF	2B	3B	HR	AB	BF	FO	GO	NP
MCLELLAND Bryce John L,0-1	2.2	5	5	5	4	2	1	1	0	0	0	0	1	0	0	12	17	3	2	75
CAMPBELL Keenan Luke	3.1	2	1	1	2	0	1	2	0	0	0	1	1	0	0	12	17	4	6	59
KRIEK Marcus Christi	1.0	0	0	0	0	0	0	1	0	0	0	0	0	0	0	2	3	0	2	6

Umpires: HP-Li MA (CHN), 1B-Atsushi DAITO (JPN), 2B-Yu-Chun WEN (TPE), 3B-Tianyi WANG (CHN)
 Scorers: Cindy Chan (HKG), Juan Cheng (CHN), Ying CHEN (CHN)
 TC: Andrew TODD (AUS), Jun PENG (CHN)
 Start: 10:00 Time: 2:17 Attendance: 200 Weather: Partly cloudy - 30°C
 Game Notes: None

GAME SUMMARY - RESULTADO DEL JUEGO 8



VENEZUELA - NICARAGUA



Nicaragua 3, Venezuela 2 - Composite Box Score
 Sep 07, 2024 at Shaoxing City (CHN) (Shaoxing Baseball and Softball Sports Culture Center | Field 1)

Venezuela.....001 000 1 - 2 6 1
 Nicaragua.....201 000 X - 3 6 1

Venezuela 2

PLAYER	AB	R	H	BI	2B	3B	HR	BB	SB	CS	HP	SH	SF	SO	IBB	KL	GDP	PO	A	E
CASTILLO BORJAS Dani ss	4	0	1	0	0	0	0	0	0	0	0	0	0	1	0	1	1	1	4	0
CASTILLO SALAS Lewis cf	2	1	1	0	0	0	0	1	0	0	0	0	0	0	0	0	0	1	0	0
BONACI MARIN Brainer 3b	2	0	1	0	0	0	0	1	0	0	0	0	0	1	0	0	0	0	1	0
IDROGO SANABRIA Cesa rf	2	0	1	1	0	0	0	1	0	0	0	0	0	1	0	1	0	0	2	0
MARTINEZ HENRRIQUEZ 2b	3	0	0	0	0	0	0	0	0	0	0	0	0	1	0	1	1	2	1	0
PENA NAVAS Alexander lb	3	0	0	0	0	0	0	0	0	0	0	0	0	1	0	1	0	5	0	0
MEDINA HIDALGO Gilbe lf	3	0	1	0	0	0	0	0	0	0	0	0	0	1	0	0	0	1	0	0
PAIVA BEJARANO Moise pr	0	1	0	0	0	0	0	0	1	0	0	0	0	0	0	0	0	0	0	0
RIVERO MARTINEZ Giov c	3	0	0	0	0	0	0	0	0	0	0	0	0	0	0	0	0	6	1	1
HERNANDEZ REINOSA Lu dh	3	0	1	1	0	0	0	0	0	0	0	0	0	0	0	0	0	0	0	0
MEDINA ESTANGA Braya p	0	0	0	0	0	0	0	0	0	0	0	0	0	0	0	0	0	0	0	0
PALMA PINERO Wilker p	0	0	0	0	0	0	0	0	0	0	0	0	0	0	0	0	0	0	0	0
Totals	25	2	6	2	0	0	0	3	1	0	0	0	0	6	0	4	2	18	7	1

Nicaragua 3

PLAYER	AB	R	H	BI	2B	3B	HR	BB	SB	CS	HP	SH	SF	SO	IBB	KL	GDP	PO	A	E
ORTEGA Junior cf/lf	3	2	2	0	0	0	0	0	2	0	0	0	0	1	0	0	0	0	0	0
MATAMOROS Odlanyer 2b	3	0	0	0	0	0	0	0	0	0	0	0	0	0	0	0	0	1	5	0
TRUJILLO Emanuel lb	3	0	0	1	0	0	0	0	0	0	0	0	0	2	0	1	0	7	1	0
BENNETT Godwin dh	2	1	2	1	2	0	0	1	0	0	0	0	0	0	0	0	0	0	0	0
LOAISIGA Derek pr/dh	0	0	0	0	0	0	0	0	1	0	0	0	0	0	0	0	0	0	0	0
LEYTON Roger lf/rf	2	0	1	1	0	0	0	1	0	0	0	0	0	0	0	0	0	2	0	0
BRITTON Darren pr/cf	0	0	0	0	0	0	0	0	1	0	0	0	0	0	0	0	0	1	0	0
CASTRO Edmerson rf/lf/rf	3	0	0	0	0	0	0	0	0	0	0	0	0	0	0	0	0	1	1	0
SINCLAIR Joey 3b	2	0	0	0	0	0	0	1	0	0	0	0	0	0	0	0	0	0	1	0
GONZALEZ Luis c	2	0	0	0	0	0	0	0	0	0	0	0	0	1	0	0	1	7	0	0
MORENO Cristhian ss	2	0	1	0	1	0	0	0	0	0	0	0	0	1	0	0	0	2	1	1
CANALES Angel p	0	0	0	0	0	0	0	0	0	0	0	0	0	0	0	0	0	0	0	0
ALBIR Jared p	0	0	0	0	0	0	0	0	0	0	0	0	0	0	0	0	0	0	0	0
TORRES Bryan p	0	0	0	0	0	0	0	0	0	0	0	0	0	0	0	0	0	0	0	0
Totals	22	3	6	3	3	0	0	3	3	1	0	0	0	5	0	1	1	21	9	1

Venezuela	IP	H	R	ER	BB	SO	WP	HP	BK	IBB	SH	SF	2B	3B	HR	AB	BF	FO	GO	NP
MEDINA ESTANGA Braya L,0-1	5.0	6	3	3	1	5	1	0	0	0	0	0	3	0	0	20	21	5	4	73
PALMA PINERO Wilker	1.0	0	0	0	2	0	0	0	0	0	0	0	0	0	0	2	4	1	1	19

Nicaragua	IP	H	R	ER	BB	SO	WP	HP	BK	IBB	SH	SF	2B	3B	HR	AB	BF	FO	GO	NP
CANALES Angel W,1-0	5.0	4	1	1	3	4	0	0	0	0	0	0	0	0	0	17	20	3	5	78
ALBIR Jared	1.2	2	1	1	0	2	0	0	0	0	0	0	0	0	0	7	7	2	1	35
TORRES Bryan SV,1	0.1	0	0	0	0	0	0	0	0	0	0	0	0	0	0	1	1	0	1	7

Umpires: HP-Shinya TAKAHASHI (JPN), 1B-Edwin LOUISA (NED), 2B-Shao-Wei LIN (TPE), 3B-Xian XIA (CHN)
 Scorers: Xiaoju Sun (CHN), Fuka Nakamura (JPN), Shuai Xing (CHN)
 TC: Elpidio SERRANO (CRC), Qingfeng XUE (CHN)
 Start: 10:00 Time: 2:12 Attendance: 719 Weather: Partly cloudy - 31°C
 Game Notes: None

GAME SUMMARY - RESULTADO DEL JUEGO 9



GREAT BRITAIN - COLOMBIA



Colombia 6, Great Britain 4 - Composite Box Score
 Sep 07, 2024 at Shaoxing City (CHN) (Shaoxing Baseball and Softball Sports Culture Center | Field 2)

 Great Britain.....011 101 0 - 4 5 0
 Colombia.....001 500 X - 6 4 1

Great Britain 4

PLAYER	AB	R	H	BI	2B	3B	HR	BB	SB	CS	HP	SH	SF	SO	IBB	KL	GDP	PO	A	E
CLARK Wallace Ramsey ss	3	1	2	1	1	0	0	1	1	1	0	0	0	0	0	0	0	2	5	0
VIERA Max Anthony 2b	3	0	0	0	0	0	0	1	0	0	0	0	0	0	0	0	0	1	0	0
QUINN-IRONS James Ca rf	3	0	0	0	0	0	0	1	0	0	0	0	0	1	0	0	0	1	0	0
STOCKMAN Tucker dh	1	1	1	1	0	0	0	0	0	0	1	0	0	0	0	0	0	0	0	0
FLAHERTY Michael Jam 3b	2	0	0	0	0	0	0	0	0	0	0	0	0	1	0	0	0	1	0	0
KANE Aidan 1b	3	0	0	0	0	0	0	1	0	0	0	0	0	0	0	0	0	10	0	0
LAMBDIN Jacob Paul 3b/p	1	1	1	0	1	0	0	1	0	0	0	0	0	0	0	0	0	0	2	0
MOORE Cameron Lloyd p	0	0	0	0	0	0	0	0	0	0	0	0	0	0	0	0	0	0	0	0
KING David William ph	1	0	0	0	0	0	0	0	0	0	0	0	0	1	0	0	0	0	0	0
WRIGHT Cameron p	0	0	0	0	0	0	0	0	0	0	0	0	0	0	0	0	0	0	0	0
LEID Benjamin John lf	2	1	1	0	0	0	0	1	0	0	0	0	0	0	0	0	0	0	0	0
WARD Matthew c	1	0	0	2	0	0	0	0	0	0	0	0	2	0	0	0	0	1	0	0
MERCER Rayondre cf	3	0	0	0	0	0	0	0	0	0	0	0	0	1	0	0	0	2	0	0
LEBEL Colin p	0	0	0	0	0	0	0	0	0	0	0	0	0	0	0	0	0	0	1	0
Totals	23	4	5	4	2	0	0	6	1	1	1	0	2	4	0	0	0	18	8	0

Colombia 6

PLAYER	AB	R	H	BI	2B	3B	HR	BB	SB	CS	HP	SH	SF	SO	IBB	KL	GDP	PO	A	E
VILLAFANE MURILLO An rf	3	0	1	2	1	0	0	1	0	0	0	0	0	0	0	0	0	2	0	0
ARROYO PADILLA Carlo 2b	3	0	0	1	0	0	0	1	0	0	0	0	0	0	0	0	0	3	1	0
QUINTANA AVILA Guill c	2	1	1	1	1	0	0	1	0	0	0	0	0	0	0	0	0	5	2	0
PUERTA CHAVEZ Jorge lf	3	0	0	0	0	0	0	0	0	0	0	0	0	0	0	0	0	0	0	0
MARTINEZ CANTILLO An 3b	3	1	2	1	0	0	0	0	0	0	0	0	0	1	0	0	0	1	1	0
BORRERO BRICENO Dari 1b	3	0	0	0	0	0	0	0	0	0	0	0	0	0	0	1	0	6	0	0
BELTRAN MENDOZA Nola ss	1	2	0	0	0	0	0	1	1	0	1	0	0	0	0	0	0	3	1	0
JARABA LORDUY Branly dh	2	1	0	0	0	0	0	1	0	0	0	0	0	0	0	0	0	0	0	0
ARMAS ROMERO Gustavo cf	1	1	0	0	0	0	0	1	0	0	0	0	0	0	0	0	0	1	0	0
SEPULVEDA SARMIENTO cf	0	0	0	0	0	0	0	1	1	0	0	0	0	0	0	0	0	0	0	1
RUMBOS ALVAREZ Manue p	0	0	0	0	0	0	0	0	0	0	0	0	0	0	0	0	0	0	0	0
GOMEZ OCAMPO Kevin A p	0	0	0	0	0	0	0	0	0	0	0	0	0	0	0	0	0	0	0	0
MALDONADO MOSQUERA N p	0	0	0	0	0	0	0	0	0	0	0	0	0	0	0	0	0	0	0	0
MEDRANO ARROYO Bryan p	0	0	0	0	0	0	0	0	0	0	0	0	0	0	0	0	0	0	0	0
MEZA GOMEZ Carlos Ar p	0	0	0	0	0	0	0	0	0	0	0	0	0	0	0	0	0	0	0	0
Totals	21	6	4	5	2	0	0	7	2	0	1	0	0	1	0	0	1	21	5	1

Great Britain	IP	H	R	ER	BB	SO	WP	HP	BK	IBB	SH	SF	2B	3B	HR	AB	BF	FO	GO	NP
LEBEL Colin L,0-1	3.2	3	6	6	3	1	2	1	0	0	0	0	2	0	0	14	18	4	6	66
LAMBDIN Jacob Paul	0.0	0	0	0	3	0	0	0	0	0	0	0	0	0	0	0	3	0	0	18
MOORE Cameron Lloyd	0.1	0	0	0	0	0	0	0	0	0	0	0	0	0	0	1	1	0	1	5
WRIGHT Cameron	2.0	1	0	0	1	0	0	0	0	0	0	0	0	0	0	6	7	3	2	32

Colombia	IP	H	R	ER	BB	SO	WP	HP	BK	IBB	SH	SF	2B	3B	HR	AB	BF	FO	GO	NP
RUMBOS ALVAREZ Manue	1.0	0	1	1	3	0	0	1	0	0	0	0	0	0	0	2	6	1	1	31
GOMEZ OCAMPO Kevin A W,1-0	3.0	4	2	2	0	0	0	0	0	0	0	2	2	0	0	11	13	7	2	46
MALDONADO MOSQUERA N	0.0	0	0	0	2	0	0	0	0	0	0	0	0	0	0	0	2	0	0	9
MEDRANO ARROYO Bryan	2.0	1	1	1	1	3	0	0	0	0	0	0	0	0	0	7	8	1	2	44
MEZA GOMEZ Carlos Ar SV,1	1.0	0	0	0	0	1	0	0	0	0	0	0	0	0	0	3	3	2	0	17

Umpires: HP-Tianyi WANG (CHN), 1B-Xian XIA (CHN), 2B-Mario Cesar VILLAVICENCIO TESISTECO (MEX), 3B-Yu-Chun WEN (TPE)
 Scorers: Cindy Chan (HKG), Ying CHEN (CHN), Juan Cheng (CHN)
 TC: Megumi KITTA (JPN), Rainer KRANKL (AUT)
 Start: 14:29 Time: 2:36 Attendance: 780 Weather: Sunny - 32°C
 Game Notes: None

GAME SUMMARY - RESULTADO DEL JUEGO 10



CHINA - JAPAN



Japan 2, China 0 - Composite Box Score
 Sep 07, 2024 at Shaoxing City (CHN) (Shaoxing Baseball and Softball Sports Culture Center | Field 1)

 China.....000 000 0 - 0 1 0
 Japan.....100 001 X - 2 5 0

China 0

PLAYER	AB	R	H	BI	2B	3B	HR	BB	SB	CS	HP	SH	SF	SO	IBB	KL	GDP	PO	A	E
ZHU Xudong cf	3	0	0	0	0	0	0	0	0	0	0	0	0	1	0	0	0	3	0	0
HU Tianyuan 2b	2	0	0	0	0	0	0	0	0	0	0	0	0	1	0	0	0	0	2	0
ZHANG Mingxin ph	1	0	0	0	0	0	0	0	0	0	0	0	0	1	0	1	0	0	0	0
XING Wenbin dh	3	0	0	0	0	0	0	0	0	0	0	0	0	0	0	0	0	0	0	0
ZHOU Yi rf	2	0	0	0	0	0	0	0	0	0	0	0	0	1	0	0	0	1	0	0
HOU Hangang ph	1	0	0	0	0	0	0	0	0	0	0	0	0	0	0	0	0	0	0	0
LIN Keyu lf	2	0	0	0	0	0	0	0	0	0	0	0	0	0	0	0	0	1	0	0
LI Yuyang 1b	2	0	0	0	0	0	0	0	0	0	0	0	0	2	0	0	0	5	2	0
ZHANG Aiqi 3b	2	0	1	0	0	0	0	0	0	0	0	0	0	0	0	0	0	1	3	0
WANG Shuai c	2	0	0	0	0	0	0	0	0	0	0	0	0	0	0	0	0	4	0	0
WU Qirui ss	2	0	0	0	0	0	0	0	0	0	0	0	0	0	0	0	0	1	1	0
YI Jian p	0	0	0	0	0	0	0	0	0	0	0	0	0	0	0	0	0	2	0	0
ZHAO Wei p	0	0	0	0	0	0	0	0	0	0	0	0	0	0	0	0	0	0	0	0
Totals	22	0	1	0	0	0	0	0	0	0	0	0	0	6	0	1	0	18	8	0

Japan 2

PLAYER	AB	R	H	BI	2B	3B	HR	BB	SB	CS	HP	SH	SF	SO	IBB	KL	GDP	PO	A	E
YAMADA Takuya 2b	3	0	1	0	0	0	0	0	0	0	0	0	0	1	0	1	0	0	2	0
MURAKAMI Yuichiro rf	3	1	1	0	0	0	0	0	0	0	0	0	0	2	0	1	0	0	0	0
IMAZATO Ryo 1b	2	1	1	0	0	0	0	1	0	0	0	0	0	1	0	0	0	9	2	0
NOGUCHI Taishi dh	3	0	0	0	0	0	0	0	0	0	0	0	0	0	0	0	0	0	0	0
TAKAHASHI Takanori 3b	3	0	2	2	0	0	0	0	0	0	0	0	0	0	0	0	0	1	4	0
NISHIMURA Shinnosuke cf	3	0	0	0	0	0	0	0	0	0	0	0	0	0	0	0	0	2	0	0
AIBA Kanta ss	2	0	0	0	0	0	0	0	0	0	0	0	0	0	0	0	0	1	0	0
URA Kazuhiro lf	2	0	0	0	0	0	0	0	0	0	0	0	0	0	0	0	0	0	0	0
ARIMA Ryo c	2	0	0	0	0	0	0	0	0	0	0	0	0	0	0	0	0	6	0	0
NAGAKUBO Kosei p	0	0	0	0	0	0	0	0	0	0	0	0	0	0	0	0	0	2	3	0
Totals	23	2	5	2	0	0	0	1	0	0	0	0	0	4	0	2	0	21	11	0

China	IP	H	R	ER	BB	SO	WP	HP	BK	IBB	SH	SF	2B	3B	HR	AB	BF	FO	GO	NP
YI Jian L,0-1	2.0	2	1	1	1	0	0	0	0	0	0	0	0	0	0	8	9	3	3	37
ZHAO Wei	4.0	3	1	1	0	4	0	0	0	0	0	0	0	0	0	15	15	3	5	54

Japan	IP	H	R	ER	BB	SO	WP	HP	BK	IBB	SH	SF	2B	3B	HR	AB	BF	FO	GO	NP
NAGAKUBO Kosei W,1-0	7.0	1	0	0	0	6	0	0	0	0	0	0	0	0	0	22	22	3	12	81

Umpires: HP-Shao-Wei LIN (TPE), 1B-Jeffrey Alan SPISAK (USA), 2B-Mayer Carrillo GILBERTO (MEX), 3B-Won Jung Park (KOR)
 Scorers: Stefan Slinger (NED), Linda STEIJGER (NED), Fei ZONG (CHN)
 TC: Elpidio SERRANO (CRC), Andrew TODD (AUS)
 Start: 14:29 Time: 1:29 Attendance: 2532 Weather: Sunny - 35°C
 Game Notes: None

GAME SUMMARY - RESULTADO DEL JUEGO 11



PUERTO RICO - AUSTRALIA



Australia 5, Puerto Rico 4 - Composite Box Score
 Sep 07, 2024 at Shaoxing City (CHN) (Shaoxing Baseball and Softball Sports Culture Center | Field 2)

Puerto Rico.....110 010 010 - 4 6 0
 Australia.....200 000 111 - 5 7 1

Puerto Rico 4

PLAYER	AB	R	H	BI	2B	3B	HR	BB	SB	CS	HP	SH	SF	SO	IBB	KL	GDP	PO	A	E
VILLEGAS ROSADO Edga cf	2	1	1	0	0	0	0	2	2	0	1	0	0	0	0	0	0	2	0	0
DIAZ MORALES Randal ss	5	0	1	1	0	0	0	0	0	0	0	0	0	1	0	0	0	3	4	0
FELIX MORALES Edrick 3b	4	0	0	0	0	0	0	1	0	0	0	0	0	1	0	0	0	0	2	0
GONZALEZ CARILLO Lui lb	4	0	1	0	0	0	0	1	0	0	0	0	0	1	0	0	0	8	1	0
MONTES TORRES John A 2b	4	1	2	2	1	0	1	0	0	0	0	0	0	1	0	0	0	4	7	0
ORTIZ CEBALLOS Janke pr/2b	0	1	0	0	0	0	0	0	0	0	0	0	0	0	0	0	0	1	0	0
HERNANDEZ ESTEVEZ Lu c	4	0	0	0	0	0	0	0	0	0	0	0	0	2	0	0	0	4	1	0
FIGUEROA OTERO Danie lf	4	0	1	0	0	0	0	0	0	0	0	0	0	2	0	0	0	1	0	0
FELICIANO LOPEZ Jand rf	3	0	0	0	0	0	0	0	0	0	0	0	0	1	0	0	0	0	0	0
TORRES RODRIGUEZ Gil ph/rf	0	0	0	0	0	0	0	1	0	0	0	0	0	0	0	0	0	0	0	0
TORRES ADORNO Osvald dh	2	1	0	1	0	0	0	1	0	0	0	0	1	0	0	0	0	0	0	0
MELLENDEZ GUILFU Omar p	0	0	0	0	0	0	0	0	0	0	0	0	0	0	0	0	0	0	0	0
GONZALEZ MORENO Alej p	0	0	0	0	0	0	0	0	0	0	0	0	0	0	0	0	0	0	0	0
RODRIGUEZ MELENDEZ R p	0	0	0	0	0	0	0	0	0	0	0	0	0	0	0	0	0	0	0	0
ROSES DIAZ Carlos Ya p	0	0	0	0	0	0	0	0	0	0	0	0	0	0	0	0	0	1	0	0
RODRIGUEZ MERCADO Lu p	0	0	0	0	0	0	0	0	0	0	0	0	0	0	0	0	0	0	0	0
VEGA RIVERA Lucas Ja p	0	0	0	0	0	0	0	0	0	0	0	0	0	0	0	0	0	1	0	0
Totals	32	4	6	4	1	0	1	6	2	0	1	0	1	9	0	0	0	25	15	0

Australia 5

PLAYER	AB	R	H	BI	2B	3B	HR	BB	SB	CS	HP	SH	SF	SO	IBB	KL	GDP	PO	A	E
MAGUIRE Solomon cf	0	1	0	0	0	0	0	1	1	0	0	0	0	0	0	0	0	0	0	0
RAE Jaylin ph/rf	3	1	2	0	1	0	0	0	0	0	1	0	0	0	0	0	0	0	0	0
BURKE Chris lf	2	1	0	1	0	0	0	2	0	0	0	0	1	0	0	0	0	1	0	0
SKEPTON Alexander rf/cf	4	0	2	1	0	0	0	0	0	0	0	0	0	1	0	0	0	4	0	1
CAVILL Blake lb	2	0	0	0	0	0	0	1	0	0	1	0	0	1	0	0	0	8	2	0
STEVENS Jo 3b	4	0	2	1	0	0	0	0	0	0	0	0	0	0	0	1	0	1	2	0
NICOLETTO Cayden dh	4	0	0	0	0	0	0	0	0	0	0	0	0	1	0	0	0	1	0	0
ARMSTRONG Byron pr/dh	0	1	0	0	0	0	0	0	0	0	0	0	0	0	0	0	0	0	0	0
SKINNER Zakary c	4	0	1	0	0	0	0	0	0	0	0	0	0	0	0	0	0	9	1	0
COOKE Bailey-Jay Mal ss	3	1	0	0	0	0	0	0	0	0	0	1	0	1	0	0	0	0	2	0
FIERENZI Benjamin 2b	2	0	0	0	0	0	0	2	0	0	0	0	0	0	0	0	0	2	3	0
TANNER Alistair Hugh p	0	0	0	0	0	0	0	0	0	0	0	0	0	0	0	0	0	1	0	0
SHERIFF William p	0	0	0	0	0	0	0	0	0	0	0	0	0	0	0	0	0	0	0	0
THARLE Stuart p	0	0	0	0	0	0	0	0	0	0	0	0	0	0	0	0	0	1	0	0
BEEZLEY Joshua p	0	0	0	0	0	0	0	0	0	0	0	0	0	0	0	0	0	0	0	0
MORGAN Cooper p	0	0	0	0	0	0	0	0	0	0	0	0	0	0	0	0	0	0	0	0
Totals	28	5	7	3	1	0	0	6	1	0	2	1	1	4	0	0	2	27	10	1

Puerto Rico	IP	H	R	ER	BB	SO	WP	HP	BK	IBB	SH	SF	2B	3B	HR	AB	BF	FO	GO	NP
MELLENDEZ GUILFU Omar	0.0	1	2	2	3	0	0	0	0	0	0	0	0	0	0	1	4	0	0	19
GONZALEZ MORENO Alej	4.0	3	0	0	2	1	0	0	0	0	1	0	0	0	0	12	15	3	6	44
RODRIGUEZ MELENDEZ R	1.0	1	0	0	0	1	0	1	0	0	0	0	0	0	0	4	5	0	2	15
ROSES DIAZ Carlos Ya	1.0	0	0	0	0	0	0	0	0	0	0	0	0	0	0	3	3	1	2	12
RODRIGUEZ MERCADO Lu	0.0	1	1	1	1	0	0	0	0	0	0	0	1	0	0	1	2	0	0	9
VEGA RIVERA Lucas Ja L,0-1	2.1	1	2	0	0	2	1	1	0	0	0	1	0	0	0	7	9	3	2	38

Australia	IP	H	R	ER	BB	SO	WP	HP	BK	IBB	SH	SF	2B	3B	HR	AB	BF	FO	GO	NP
TANNER Alistair Hugh	1.2	3	2	2	3	3	1	1	0	0	0	0	1	0	0	8	12	0	2	47
SHERIFF William	2.1	1	0	0	1	3	0	0	0	0	0	0	0	0	0	8	9	2	2	40
THARLE Stuart	2.1	2	1	1	1	1	0	0	0	0	0	0	0	1	9	10	1	5	38	
BEEZLEY Joshua	0.2	0	0	0	0	0	0	0	0	0	0	0	0	0	0	2	2	2	0	5
MORGAN Cooper W,1-0	2.0	0	1	0	1	2	0	0	0	0	0	1	0	0	0	5	7	4	0	31

Umpires: HP-Edwin LOUISA (NED), 1B-Mario Cesar VILLAVICENCIO TESISTECO (MEX), 2B-Atsushi DAITO (JPN), 3B-Li MA (CHN)
 Scorers: Linda STEIJGER (NED), Stefan Slinger (NED), Fei ZONG (CHN)
 TC: Jun PENG (CHN), Megumi KITTA (JPN)
 Start: 19:00 Time: 3:07 Attendance: 225 Weather: Clear - 31°C
 Game Notes: None

GAME SUMMARY - RESULTADO DEL JUEGO 12



NETHERLANDS - CHINESE TAIPEI



Netherlands 7, Chinese Taipei 5 - Composite Box Score
 Sep 07, 2024 at Shaoxing City (CHN) (Shaoxing Baseball and Softball Sports Culture Center | Field 1)

Netherlands.....400 030 0 - 7 7 3
 Chinese Taipei.....100 022 0 - 5 5 1

Netherlands 7

PLAYER	AB	R	H	BI	2B	3B	HR	BB	SB	CS	HP	SH	SF	SO	IBB	KL	GDP	PO	A	E
JOSEPHA Jakey cf	4	1	2	0	1	1	0	0	0	0	0	0	0	0	0	0	0	0	0	0
ANTONIA Donovan 2b	2	2	1	1	1	0	0	2	1	0	0	0	0	1	0	1	0	2	3	2
COLLINS Darryl lf	3	1	0	0	0	0	0	1	0	0	0	0	0	0	0	0	0	3	0	0
PITERNELLA Ruendrick lb	3	1	0	0	0	0	0	1	0	0	0	0	0	2	0	0	0	8	1	0
VAN BORKULO Jair c	3	2	1	1	0	0	0	1	0	0	0	0	0	0	0	0	0	8	0	0
MELFOR Tilsaimy 3b	4	0	1	1	1	0	0	0	0	0	0	0	0	3	0	0	0	0	2	1
JAKOBUS Marvin dh	4	0	1	2	0	0	0	0	0	0	0	0	0	2	0	0	0	0	0	0
MARLIN Gedionne ss	3	0	1	1	0	0	0	0	0	0	0	0	0	1	0	1	0	0	3	0
TOMSJANSEN Rushenten rf	3	0	0	0	0	0	0	0	0	0	0	0	0	2	0	2	0	0	0	0
FARLEY Dylan p	0	0	0	0	0	0	0	0	0	0	0	0	0	0	0	0	0	0	0	1
RIZVIS Rick p	0	0	0	0	0	0	0	0	0	0	0	0	0	0	0	0	0	0	0	0
MORALES Justin p	0	0	0	0	0	0	0	0	0	0	0	0	0	0	0	0	0	0	0	0
VAN 'T KLOOSTER Koen p	0	0	0	0	0	0	0	0	0	0	0	0	0	0	0	0	0	0	0	0
VAN DER LELIE Jelle p	0	0	0	0	0	0	0	0	0	0	0	0	0	0	0	0	0	0	0	0
Totals	29	7	7	6	3	1	0	5	1	0	0	0	0	11	0	4	0	21	10	3

Chinese Taipei 5

PLAYER	AB	R	H	BI	2B	3B	HR	BB	SB	CS	HP	SH	SF	SO	IBB	KL	GDP	PO	A	E
LIU Chun-Wei ss	2	2	1	2	0	0	1	1	0	0	0	0	1	0	0	0	0	1	1	0
ZHENG Jun-Wei 2b	2	0	0	1	0	0	0	0	0	0	1	0	1	0	0	0	0	0	0	1
LIN Chia-Wei dh	1	0	1	1	0	0	0	1	1	0	1	0	1	0	0	0	0	0	0	0
WANG Nian-Hao 3b	3	0	1	0	0	0	0	1	1	0	0	0	0	1	0	1	0	0	0	0
HO Heng-Yu lb	4	0	0	1	0	0	0	0	0	0	0	0	0	3	0	0	0	3	0	0
WANG Shun-Ho lf	3	0	0	0	0	0	0	1	0	0	0	0	0	2	0	0	0	1	0	0
HUANG Bo-Rui rf	3	1	2	0	0	0	0	0	0	0	1	0	0	0	0	0	0	3	0	0
CHU Wei-Chi c	2	0	0	0	0	0	0	0	0	0	0	0	0	1	0	0	0	7	0	0
HU Meng-Chih c	0	1	0	0	0	0	0	1	0	0	0	0	0	0	0	0	0	4	0	0
CHIU Hsin cf	2	1	0	0	0	0	0	0	0	0	0	0	0	0	0	0	0	2	0	0
TSENG Yu-Ching cf	1	0	0	0	0	0	0	0	1	0	0	0	0	0	0	0	0	0	0	0
WU Li-Chen p	0	0	0	0	0	0	0	0	0	0	0	0	0	0	0	0	0	0	0	0
ZHANG Jun-Wei p	0	0	0	0	0	0	0	0	0	0	0	0	0	0	0	0	0	0	0	0
CHEN Pin-Hong p	0	0	0	0	0	0	0	0	0	0	0	0	0	0	0	0	0	0	0	0
LU Yu-Ting p	0	0	0	0	0	0	0	0	0	0	0	0	0	0	0	0	0	0	0	0
YIN Po-Huai p	0	0	0	0	0	0	0	0	0	0	0	0	0	0	0	0	0	0	0	0
HUANG Chung-Hsiang p	0	0	0	0	0	0	0	0	0	0	0	0	0	0	0	0	0	0	0	0
Totals	23	5	5	5	0	0	1	5	3	0	3	0	3	7	0	1	1	21	1	1

Netherlands	IP	H	R	ER	BB	SO	WP	HP	BK	IBB	SH	SF	2B	3B	HR	AB	BF	FO	GO	NP
FARLEY Dylan W,1-0	4.0	4	2	1	1	4	0	2	0	0	0	0	0	0	1	15	18	0	6	65
RIZVIS Rick	0.1	0	1	1	1	0	0	1	0	0	0	1	0	0	0	0	3	1	0	8
MORALES Justin	0.2	1	2	1	2	1	0	0	0	0	0	0	0	0	0	3	5	0	1	24
VAN 'T KLOOSTER Koen	0.2	0	0	0	1	0	1	0	0	0	0	2	0	0	0	1	4	2	0	22
VAN DER LELIE Jelle SV,1	1.1	0	0	0	0	2	0	0	0	0	0	0	0	0	0	4	4	0	2	17

Chinese Taipei	IP	H	R	ER	BB	SO	WP	HP	BK	IBB	SH	SF	2B	3B	HR	AB	BF	FO	GO	NP
WU Li-Chen L,0-1	0.0	2	2	2	0	0	0	0	0	0	0	0	2	0	0	2	2	0	0	11
ZHANG Jun-Wei	0.2	2	2	2	2	1	0	0	0	0	0	0	0	0	0	4	6	1	0	25
CHEN Pin-Hong	3.2	0	2	0	1	5	0	0	0	0	0	0	0	0	0	12	13	6	1	50
LU Yu-Ting	0.1	2	1	1	0	1	1	0	0	0	0	0	1	0	0	3	3	0	0	9
YIN Po-Huai	1.0	1	0	0	2	1	0	0	0	0	0	0	0	1	0	4	6	2	0	35
HUANG Chung-Hsiang	1.1	0	0	0	0	3	0	0	0	0	0	0	0	0	0	4	4	0	1	12

Umpires: HP-Bing XU (CHN), 1B-Shinya TAKAHASHI (JPN), 2B-Won Jung Park (KOR),
 3B-Mayer Carrillo GILBERTO (MEX)
 Scorers: Fuka Nakamura (JPN), Xiaoju Sun (CHN), Shuai Xing (CHN)
 TC: Rainer KRANKL (AUT), Qingfeng XUE (CHN)
 Start: 19:00 Time: 3:06 Attendance: 3087 Weather: Clear - 32°C
 Game Notes: None

GAME SUMMARY - RESULTADO DEL JUEGO 13



SOUTH AFRICA - VENEZUELA



Venezuela 10, South Africa 0 - Composite Box Score
 Sep 08, 2024 at Shaoxing City (CHN) (Shaoxing Baseball and Softball Sports Culture Center | Field 2)

 South Africa.....000 000 - 0 2 0
 Venezuela.....200 062 - 10 9 1

South Africa 0

PLAYER	AB	R	H	BI	2B	3B	HR	BB	SB	CS	HP	SH	SF	SO	IBB	KL	GDP	PO	A	E
PRETORIUS Darian 2b	3	0	1	0	0	0	0	0	0	0	0	0	0	0	0	0	0	1	2	0
NOVEMBER Josh Andre ss	2	0	1	0	0	0	0	1	0	0	0	0	0	0	0	0	0	1	0	0
GREENSLADE Corbin dh	3	0	0	0	0	0	0	0	0	0	0	0	0	0	0	0	1	0	0	0
SCHWARTZ Kyle Nathan 3b	3	0	0	0	0	0	0	0	0	0	0	0	0	1	0	0	0	2	0	0
NOVEMBER Luke c	1	0	0	0	0	0	0	1	0	0	0	0	0	1	0	1	0	2	1	0
BRICKHILL Tyron Rory cf	1	0	0	0	0	0	0	1	0	0	0	0	0	1	0	0	0	4	0	0
GROBLER Ethan 1b	1	0	0	0	0	0	0	0	0	0	0	1	0	0	0	0	0	4	0	0
BROOKES Jamie Liam rf	2	0	0	0	0	0	0	0	0	0	0	0	0	1	0	0	1	0	0	0
SCHEFFER Francois Ch rf	0	0	0	0	0	0	0	0	0	0	0	0	0	0	0	0	0	1	0	0
PIETERSE Cullen Jerr lf	2	0	0	0	0	0	0	0	0	0	0	0	0	1	0	0	0	2	0	0
JAPHTA Alex lf	0	0	0	0	0	0	0	0	0	0	0	0	0	0	0	0	0	0	0	0
TRIBE Joshua Connor p	0	0	0	0	0	0	0	0	0	0	0	0	0	0	0	0	0	0	0	0
COSTIGAN Kevin p	0	0	0	0	0	0	0	0	0	0	0	0	0	0	0	0	0	0	0	0
KRIEK Marcus Christi p	0	0	0	0	0	0	0	0	0	0	0	0	0	0	0	0	0	0	0	0
Totals	18	0	2	0	0	0	0	3	0	0	0	1	0	5	0	1	2	17	3	0

Venezuela 10

PLAYER	AB	R	H	BI	2B	3B	HR	BB	SB	CS	HP	SH	SF	SO	IBB	KL	GDP	PO	A	E
CASTILLO BORJAS Dani ss	2	1	0	1	0	0	0	2	0	0	0	0	0	1	0	1	0	1	4	1
CASTILLO SALAS Lewis cf	3	1	1	1	0	0	0	1	0	0	0	0	0	0	0	0	0	1	0	0
BONACI MARIN Brainer 3b	3	1	1	0	0	0	0	1	0	0	1	0	0	0	0	0	0	1	3	0
IDROGO SANABRIA Cesa rf	3	1	1	2	0	1	0	1	0	0	0	0	0	0	0	0	0	0	0	0
MARTINEZ HENRRIQUEZ 2b	2	2	1	0	1	0	0	2	0	0	0	0	0	0	0	0	0	2	1	0
PENA NAVAS Alexander 1b	3	2	2	1	1	0	0	1	0	0	0	0	0	0	0	0	0	8	0	0
MEDINA HIDALGO Gilbe lf	3	1	1	2	0	0	0	1	0	0	0	0	0	0	0	0	0	0	0	0
RIVERO MARTINEZ Giov c	3	1	2	1	0	0	0	1	0	0	0	0	0	0	0	0	0	5	0	0
TREJO PINTO Freddy A dh	1	0	0	0	0	0	0	0	0	0	1	0	0	1	0	0	0	0	0	0
PAIVA BEJARANO Moise ph/dh	1	0	0	0	0	0	0	0	0	0	0	0	0	0	0	0	0	0	0	0
NUNEZ DIAZ Moises En ph	0	0	0	1	0	0	0	0	0	0	0	0	1	0	0	0	0	0	0	0
CAMPOS SANCHEZ Carlo p	0	0	0	0	0	0	0	0	0	0	0	0	0	0	0	0	0	0	0	0
FERMIN ACOSTA Cristi p	0	0	0	0	0	0	0	0	0	0	0	0	0	0	0	0	0	0	1	0
MORI BRICENO Oswald p	0	0	0	0	0	0	0	0	0	0	0	0	0	0	0	0	0	0	0	0
Totals	24	10	9	9	2	1	0	9	1	0	1	1	1	2	0	1	0	18	9	1

South Africa	IP	H	R	ER	BB	SO	WP	HP	BK	IBB	SH	SF	2B	3B	HR	AB	BF	FO	GO	NP
TRIBE Joshua Connor L,0-1	4.0	4	2	2	2	2	0	1	0	0	1	0	2	1	0	15	19	8	2	78
COSTIGAN Kevin	0.2	3	6	6	5	0	0	0	0	0	0	0	0	0	0	5	10	2	0	42
KRIEK Marcus Christi	1.0	2	2	2	2	0	1	0	0	0	0	1	0	0	0	4	7	2	1	33

Venezuela	IP	H	R	ER	BB	SO	WP	HP	BK	IBB	SH	SF	2B	3B	HR	AB	BF	FO	GO	NP
CAMPOS SANCHEZ Carlo	3.0	1	0	0	1	2	0	0	0	0	0	0	0	0	0	10	11	2	4	45
FERMIN ACOSTA Cristi W,2-0	2.0	0	0	0	1	2	0	0	0	0	1	0	0	0	0	5	7	1	3	28
MORI BRICENO Oswald	1.0	1	0	0	1	1	0	0	0	0	0	0	0	0	0	3	4	0	1	19

Umpires: HP-Bing XU (CHN), 1B-Yu-Chun WEN (TPE), 2B-Mario Cesar VILLAVICENCIO TESISTECO (MEX), 3B-Xian XIA (CHN)
 Scorers: Stefan Slinger (NED), Shuai Xing (CHN), Juan Cheng (CHN)
 TC: Jun PENG (CHN), Andrew TODD (AUS)
 Start: 10:00 Time: 2:11 Attendance: 41 Weather: Sunny - 30°C
 Game Notes: None

GAME SUMMARY - RESULTADO DEL JUEGO 14



COLOMBIA - CHINA



China 4, Colombia 3 - Composite Box Score
 Sep 08, 2024 at Shaoxing City (CHN) (Shaoxing Baseball and Softball Sports Culture Center | Field 1)

Colombia.....200 001 0 - 3 3 0
 China.....400 000 X - 4 5 3

Colombia 3

PLAYER	AB	R	H	BI	2B	3B	HR	BB	SB	CS	HP	SH	SF	SO	IBB	KL	GDP	PO	A	E
VILLAFANE MURILLO An rf	4	0	0	0	0	0	0	0	0	0	0	0	0	2	0	0	0	2	0	0
ARROYO PADILLA Carlo 2b	2	2	0	0	0	0	0	1	0	0	0	0	0	0	0	0	0	2	2	0
QUINTANA AVILA Guill c	3	1	2	0	0	0	0	0	0	0	0	0	0	0	0	0	0	10	0	0
MARTINEZ CANTILLO An 3b	3	0	0	1	0	0	0	0	0	0	0	0	0	2	0	1	0	0	1	0
PUERTA CHAVEZ Jorge lf	3	0	0	0	0	0	0	0	0	0	0	0	0	0	0	0	0	0	0	0
BELTRAN MENDOZA Nola ss	3	0	0	0	0	0	0	0	0	0	0	0	0	1	0	0	0	0	1	0
JARABA LORDUY Branly dh	3	0	1	0	0	0	0	0	0	0	0	0	0	1	0	1	0	0	0	0
HENAO ORTEGA Jean Pi pr	0	0	0	0	0	0	0	0	1	0	0	0	0	0	0	0	0	0	0	0
BORRERO BRICENO Dari lb	2	0	0	0	0	0	0	1	1	0	0	0	0	0	0	0	0	2	1	0
SEPULVEDA SARMIENTO cf	2	0	0	0	0	0	0	0	0	0	0	0	0	2	0	0	0	1	1	0
ARMAS ROMERO Gustavo ph	1	0	0	0	0	0	0	0	0	0	0	0	0	1	0	0	0	0	0	0
GARCES VILLA Jose Ga p	0	0	0	0	0	0	0	0	0	0	0	0	0	0	0	0	0	0	0	0
MALDONADO MOSQUERA N p	0	0	0	0	0	0	0	0	0	0	0	0	0	0	0	0	0	0	0	1
CHIQUILLO UTRIA Dieg p	0	0	0	0	0	0	0	0	0	0	0	0	0	0	0	0	0	1	0	0
Totals	26	3	3	1	0	0	0	2	2	0	0	0	0	9	0	2	0	18	7	0

China 4

PLAYER	AB	R	H	BI	2B	3B	HR	BB	SB	CS	HP	SH	SF	SO	IBB	KL	GDP	PO	A	E
ZHU Xudong cf	3	1	1	0	0	0	0	0	1	0	0	0	0	1	0	0	0	2	0	0
HU Tianyuan 2b	2	1	1	0	0	0	0	1	0	0	0	0	0	0	0	0	0	1	5	0
XING Wenbin dh	2	1	0	0	0	0	0	1	0	0	0	0	0	2	0	0	0	0	0	0
ZHOU Yi rf	3	1	2	2	0	1	0	0	0	0	0	0	0	0	0	0	0	2	0	0
LIN Keyu lf	2	0	0	0	0	0	0	0	0	0	1	0	0	2	0	0	0	0	0	0
LI Yuyang lb	1	0	0	1	0	0	0	2	0	0	0	0	0	1	0	0	0	6	0	0
ZHANG Aiqi 3b	3	0	0	0	0	0	0	0	0	0	0	0	0	1	0	0	1	1	0	0
WANG Shuai c	3	0	0	0	0	0	0	0	0	0	0	0	0	2	0	0	0	9	0	1
WU Qirui ss	2	0	1	0	0	0	0	0	0	0	0	0	0	1	0	0	0	0	1	2
HUADAN Cairang p	0	0	0	0	0	0	0	0	0	0	0	0	0	0	0	0	0	0	0	0
LIN Yujun p	0	0	0	0	0	0	0	0	0	0	0	0	0	0	0	0	0	0	0	0
Totals	21	4	5	3	0	1	0	4	1	0	1	0	0	10	0	0	1	21	6	3

Colombia	IP	H	R	ER	BB	SO	WP	HP	BK	IBB	SH	SF	2B	3B	HR	AB	BF	FO	GO	NP
GARCES VILLA Jose Ga L,0-1	0.0	2	4	4	2	0	0	0	0	0	0	0	0	0	0	2	4	0	0	19
MALDONADO MOSQUERA N	3.0	0	0	0	1	4	0	1	0	0	0	0	0	0	0	8	10	2	2	45
CHIQUILLO UTRIA Dieg	3.0	3	0	0	1	6	0	0	0	0	0	0	1	0	11	12	2	0	42	

China	IP	H	R	ER	BB	SO	WP	HP	BK	IBB	SH	SF	2B	3B	HR	AB	BF	FO	GO	NP
HUADAN Cairang W,1-0	5.0	2	3	1	2	7	0	0	1	0	0	0	0	0	0	19	21	5	3	82
LIN Yujun SV,1	2.0	1	0	0	0	2	0	0	0	0	0	0	0	0	0	7	7	1	3	28

Umpires: HP-Edwin LOUISA (NED), 1B-Atsushi DAITO (JPN), 2B-Mayer Carrillo GILBERTO (MEX),
 3B-Jeffrey Alan SPISAK (USA)
 Scorers: Fuka Nakamura (JPN), Linda STEIJGER (NED), Ying CHEN (CHN)
 TC: Elpidio SERRANO (CRC), Megumi KITTA (JPN)
 Start: 10:00 Time: 2:15 Attendance: 1472 Weather: Sunny - 31°C
 Game Notes: None

GAME SUMMARY - RESULTADO DEL JUEGO 15



GREAT BRITAIN - PUERTO RICO



Puerto Rico 8, Great Britain 3 - Composite Box Score
 Sep 08, 2024 at Shaoxing City (CHN) (Shaoxing Baseball and Softball Sports Culture Center | Field 2)

Great Britain.....020 001 0 - 3 6 3
 Puerto Rico.....003 005 X - 8 9 0

Great Britain 3

PLAYER	AB	R	H	BI	2B	3B	HR	BB	SB	CS	HP	SH	SF	SO	IBB	KL	GDP	PO	A	E
CLARK Wallace Ramsey ss	3	0	2	1	1	0	0	1	0	0	0	0	0	1	0	0	0	0	1	0
VIERA Max Anthony 2b	3	0	0	1	0	0	0	1	0	0	0	0	0	1	0	1	0	4	4	1
QUINN-IRONS James Ca rf	3	0	0	0	0	0	0	0	0	0	1	0	0	2	0	0	0	2	0	0
STOCKMAN Tucker c	3	0	1	0	0	0	0	1	0	0	0	0	0	1	0	0	0	4	0	0
KANE Aidan 1b	4	1	1	0	0	0	0	0	0	0	0	0	0	3	0	2	0	5	0	0
LAMB DIN Jacob Paul 3b	3	0	0	0	0	0	0	1	1	0	0	0	0	2	0	0	0	0	3	1
JOHNSTON Andrew Jame dh	2	1	0	0	0	0	0	0	0	0	1	0	0	1	0	1	0	0	0	0
MERCER Rayondre cf	3	1	2	0	0	0	0	0	0	0	0	0	0	0	0	0	0	3	0	1
SMITH J'Quann D'Andr lf	1	0	0	1	0	0	0	0	0	0	0	0	1	0	0	0	0	0	0	0
COLLINS Charlie ph/lf	1	0	0	0	0	0	0	0	0	0	0	0	0	0	0	0	0	0	0	0
SOHOSKY Zac p	0	0	0	0	0	0	0	0	0	0	0	0	0	0	0	0	0	0	1	0
HUTCHINSON Samuel Cl p	0	0	0	0	0	0	0	0	0	0	0	0	0	0	0	0	0	0	0	0
Totals	26	3	6	3	1	0	0	4	1	0	2	0	1	11	0	4	0	18	9	3

Puerto Rico 8

PLAYER	AB	R	H	BI	2B	3B	HR	BB	SB	CS	HP	SH	SF	SO	IBB	KL	GDP	PO	A	E
VILLEGAS ROSADO Edga cf	3	2	2	0	0	0	0	1	0	0	0	0	0	1	1	0	0	2	0	0
DIAZ MORALES Randal ss	3	1	2	1	1	0	0	0	0	0	0	0	1	0	0	0	0	1	0	0
FELIX MORALES Edrick 3b	3	2	1	2	0	1	0	1	0	0	0	0	0	0	0	0	0	1	0	3
GONZALEZ CARILLO Lui 1b	4	0	1	2	0	0	0	0	0	0	0	0	0	1	0	1	1	4	0	0
HERNANDEZ ESTEVEZ Lu dh	1	0	0	1	0	0	0	1	0	0	0	0	1	1	0	1	0	0	0	0
MONTES TORRES John A 2b	3	0	1	0	0	0	0	0	0	0	0	0	0	0	0	0	0	2	0	0
ORTIZ CEBALLOS Janke pr/2b	0	1	0	0	0	0	0	0	0	0	0	0	0	0	0	0	0	0	0	0
TORRES RODRIGUEZ Gil rf/lf	2	1	1	0	1	0	0	0	0	1	0	0	0	0	0	0	0	0	0	0
GUZMAN VELEZ Angel O c	2	0	0	0	0	0	0	0	0	0	0	1	0	0	0	0	0	10	1	0
LARACUENTE VILLAFANE lf	2	0	0	0	0	0	0	0	0	0	0	0	0	1	0	0	0	1	0	0
FELICIANO LOPEZ Jand pr/rf	0	0	0	0	0	0	0	0	1	0	0	0	0	0	0	0	0	0	0	0
TORRES ADORNO Osvald ph	1	1	1	1	0	0	0	0	0	0	0	0	0	0	0	0	0	0	0	0
FIGUEROA OTERO Danie rf	0	0	0	0	0	0	0	0	0	0	0	0	0	0	0	0	0	1	0	0
MIRANDA VEINTIDOS Ag p	0	0	0	0	0	0	0	0	0	0	0	0	0	0	0	0	0	0	0	0
COLON TORRES Shadai p	0	0	0	0	0	0	0	0	0	0	0	0	0	0	0	0	0	0	0	0
ROSES DIAZ Carlos Ya p	0	0	0	0	0	0	0	0	0	0	0	0	0	0	0	0	0	0	0	0
Totals	24	8	9	7	2	1	0	3	1	0	1	1	2	4	1	2	2	21	4	0

Great Britain	IP	H	R	ER	BB	SO	WP	HP	BK	IBB	SH	SF	2B	3B	HR	AB	BF	FO	GO	NP
SOHOSKY Zac L,0-1	5.0	7	5	3	2	4	0	1	0	0	0	1	2	0	0	21	25	4	6	89
HUTCHINSON Samuel Cl	1.0	2	3	2	1	0	0	0	0	1	1	1	0	1	0	3	6	1	2	20

Puerto Rico	IP	H	R	ER	BB	SO	WP	HP	BK	IBB	SH	SF	2B	3B	HR	AB	BF	FO	GO	NP
MIRANDA VEINTIDOS Ag	3.0	2	2	2	3	6	1	2	0	0	0	1	0	0	0	10	16	2	1	62
COLON TORRES Shadai	2.2	4	1	1	0	3	0	0	0	0	0	0	1	0	0	12	12	4	1	44
ROSES DIAZ Carlos Ya W,1-0	1.1	0	0	0	1	2	0	0	0	0	0	0	0	0	0	4	5	1	1	31

Umpires: HP-Yu-Chun WEN (TPE), 1B-Won Jung Park (KOR), 2B-Shinya TAKAHASHI (JPN), 3B-Xian XIA (CHN)
 Scorers: Stefan Slinger (NED), Juan Cheng (CHN), Shuai Xing (CHN)
 TC: Rainer KRANKL (AUT), Qingfeng XUE (CHN)
 Start: 14:30 Time: 2:16 Attendance: 140 Weather: Sunny - 32°C
 Game Notes: None

GAME SUMMARY - RESULTADO DEL JUEGO 16



NETHERLANDS - KOREA



Korea 4, Netherlands 1 - Composite Box Score
 Sep 08, 2024 at Shaoxing City (CHN) (Shaoxing Baseball and Softball Sports Culture Center | Field 1)

Netherlands.....000 000 1 - 1 6 2
 Korea.....301 000 X - 4 4 0

Netherlands 1

PLAYER	AB	R	H	BI	2B	3B	HR	BB	SB	CS	HP	SH	SF	SO	IBB	KL	GDP	PO	A	E
JOSEPHA Jakey cf	4	0	1	1	0	0	0	0	0	0	0	0	0	2	0	0	0	1	0	0
ANTONIA Donovan 2b	4	0	0	0	0	0	0	0	0	0	0	0	0	2	0	0	0	0	2	0
COLLINS Darryl lf	4	0	1	0	0	0	0	0	0	0	0	0	0	0	0	0	0	1	0	0
PITERNELLA Ruendrick 1b	2	0	0	0	0	0	0	1	0	0	0	0	0	1	0	0	0	7	0	0
VAN BORKULO Jair c	1	0	1	0	0	0	0	1	0	0	0	0	0	0	0	0	0	2	0	0
CROUWEL Matis c	1	0	0	0	0	0	0	0	0	0	0	0	0	1	0	0	0	5	1	1
JAKOBUS Marvin dh	2	0	0	0	0	0	0	1	0	0	0	0	0	1	0	0	0	0	0	0
MELFOR Tilsaimy 3b	3	0	1	0	0	0	0	0	0	0	0	0	0	1	0	0	0	0	0	0
RUBEN Marnix rf	3	1	1	0	0	0	0	0	0	0	0	0	0	1	0	1	0	2	0	0
LEGITO Raydley ss	3	0	1	0	0	0	0	0	0	0	0	0	0	2	0	1	0	0	1	1
STUART Chris p	0	0	0	0	0	0	0	0	0	0	0	0	0	0	0	0	0	0	0	0
IRAUSQUIN Edvin p	0	0	0	0	0	0	0	0	0	0	0	0	0	0	0	0	0	0	2	0
DE GRAAUW Gio p	0	0	0	0	0	0	0	0	0	0	0	0	0	0	0	0	0	0	0	0
CASIMIRI Jiorgeny p	0	0	0	0	0	0	0	0	0	0	0	0	0	0	0	0	0	0	0	0
Totals	27	1	6	1	0	0	0	3	0	0	0	0	0	11	0	2	0	18	6	2

Korea 4

PLAYER	AB	R	H	BI	2B	3B	HR	BB	SB	CS	HP	SH	SF	SO	IBB	KL	GDP	PO	A	E
KIM Hyunjong cf	3	1	0	0	0	0	0	1	1	0	0	0	0	0	0	0	0	1	0	0
LIM Sangwoo ss	4	0	0	0	0	0	0	0	0	0	0	0	0	3	0	0	0	0	2	0
JEONG Daeseon 1b	0	1	0	0	0	0	0	0	1	0	1	0	0	0	0	0	0	2	0	0
JEONG Anseok 1b	2	0	1	0	0	0	0	0	1	0	0	0	0	1	0	0	0	4	0	0
KIM Donghyun dh	2	0	0	1	0	0	0	0	0	0	0	0	0	1	1	0	0	0	0	0
CHOI Sungmin rf	2	1	0	0	0	0	0	1	1	0	0	0	0	1	0	0	0	0	0	0
KIM Siang c	3	1	1	1	0	0	0	0	0	0	0	0	0	1	0	1	0	11	0	0
KIM Jinhyung lf	1	0	0	0	0	0	0	2	0	0	0	0	0	0	0	0	0	1	0	0
KIM Doohyun 2b	2	0	2	1	0	0	0	1	1	0	0	0	0	0	0	0	0	1	1	0
HONG Daein pr/2b	0	0	0	0	0	0	0	0	0	0	0	0	0	0	0	0	0	0	1	0
SONG Hojung 3b	3	0	0	0	0	0	0	0	0	0	0	0	0	1	0	1	0	0	3	0
PARK Kiho p	0	0	0	0	0	0	0	0	0	0	0	0	0	0	0	0	0	0	1	0
CHOI Hyunseok p	0	0	0	0	0	0	0	0	0	0	0	0	0	0	0	0	0	0	0	0
SON Juhwan p	0	0	0	0	0	0	0	0	0	0	0	0	0	0	0	0	0	0	0	0
SONG Jaeyoung p	0	0	0	0	0	0	0	0	0	0	0	0	0	0	0	0	0	0	0	0
Totals	22	4	4	3	0	0	0	5	5	0	1	0	1	8	0	2	0	21	7	0

Netherlands	IP	H	R	ER	BB	SO	WP	HP	BK	IBB	SH	SF	2B	3B	HR	AB	BF	FO	GO	NP
STUART Chris L,0-1	0.2	1	3	3	4	1	2	1	0	0	0	1	0	0	0	2	8	1	0	37
IRAUSQUIN Edvin	2.1	1	1	0	1	1	0	0	0	0	0	0	0	0	0	9	10	2	4	40
DE GRAAUW Gio	1.2	1	0	0	4	0	0	0	0	0	0	0	0	0	0	6	6	1	0	32
CASIMIRI Jiorgeny	1.1	1	0	0	0	2	0	0	0	0	0	0	0	0	0	5	5	1	1	22

Korea	IP	H	R	ER	BB	SO	WP	HP	BK	IBB	SH	SF	2B	3B	HR	AB	BF	FO	GO	NP
PARK Kiho	3.2	2	0	0	2	5	0	0	0	0	0	0	0	0	0	13	15	2	4	70
CHOI Hyunseok W,2-0	2.1	1	0	0	1	5	0	0	0	0	0	0	0	0	0	8	9	0	2	37
SON Juhwan	0.1	2	1	1	0	0	0	0	0	0	0	0	0	0	0	3	3	0	1	11
SONG Jaeyoung SV,2	0.2	1	0	0	0	1	0	0	0	0	0	0	0	0	0	3	3	0	1	13

Umpires: HP-Mayer Carrillo GILBERTO (MEX), 1B-Tianyi WANG (CHN), 2B-Shao-Wei LIN (TPE),
 3B-Atsushi DAITO (JPN)
 Scorers: Cindy Chan (HKG), Xiaoju Sun (CHN), Fei ZONG (CHN)
 TC: Andrew TODD (AUS), Megumi KITTA (JPN)
 Start: 14:30 Time: 2:40 Attendance: 1702 Weather: Sunny - 32°C
 Game Notes: None

GAME SUMMARY - RESULTADO DEL JUEGO 17



NICARAGUA - CHINESE TAIPEI



Nicaragua 4, Chinese Taipei 3 - Composite Box Score
 Sep 08, 2024 at Shaoxing City (CHN) (Shaoxing Baseball and Softball Sports Culture Center | Field 2)

Nicaragua.....021 010 0 - 4 9 1
 Chinese Taipei.....020 010 0 - 3 5 1

Nicaragua 4

PLAYER	AB	R	H	BI	2B	3B	HR	BB	SB	CS	HP	SH	SF	SO	IBB	KL	GDP	PO	A	E
ORTEGA Junior cf/rf	4	0	1	0	0	0	0	0	0	0	0	0	0	1	0	0	0	0	0	0
MATAMOROS Odlanyer 2b	4	0	2	1	0	0	0	0	0	0	0	0	0	0	0	0	0	2	1	0
LEYTON Roger rf	3	0	0	0	0	0	0	0	0	0	0	0	0	1	0	0	0	1	1	0
BRITTON Darren cf	0	0	0	0	0	0	0	0	0	0	0	0	0	0	0	0	0	0	0	0
BENNETT Godwin dh	3	1	1	0	1	0	0	0	1	0	0	0	0	2	0	1	0	0	0	0
SINCLAIR Joey 3b	3	0	0	0	0	0	0	0	0	0	0	0	0	2	0	1	0	0	3	1
CASTRO Edmerson lf	3	1	1	0	0	0	0	0	0	0	0	0	0	0	0	0	0	0	3	0
ABURTO Enmanuel 1b	2	1	2	1	0	1	0	0	1	0	1	0	0	0	0	0	0	9	0	0
GONZALEZ Luis c	3	1	1	0	0	0	0	0	0	0	0	0	0	2	0	1	0	5	2	0
MORENO Cristhian ss	3	0	1	1	0	0	0	0	0	0	0	0	0	0	0	0	0	1	3	0
GAYTAN Juan p	0	0	0	0	0	0	0	0	0	0	0	0	0	0	0	0	0	0	1	0
RODRIGUEZ Carlos p	0	0	0	0	0	0	0	0	0	0	0	0	0	0	0	0	0	0	0	0
TORRES Bryan p	0	0	0	0	0	0	0	0	0	0	0	0	0	0	0	0	0	0	0	0
Totals	28	4	9	3	1	1	0	0	2	0	1	0	0	8	0	3	0	21	11	1

Chinese Taipei 3

PLAYER	AB	R	H	BI	2B	3B	HR	BB	SB	CS	HP	SH	SF	SO	IBB	KL	GDP	PO	A	E
LIU Chun-Wei ss	3	0	0	0	0	0	0	0	0	0	0	0	0	1	0	0	0	0	2	0
ZHENG Jun-Wei 2b	3	0	0	0	0	0	0	0	0	0	0	0	0	0	0	0	0	2	1	0
LIN Chia-Wei dh	3	0	1	0	0	0	0	0	0	1	0	0	0	1	0	1	0	0	0	0
WANG Nian-Hao 3b	3	0	1	0	0	0	0	0	0	0	0	0	0	1	0	1	0	0	1	0
CHIU Hsin pr	0	0	0	0	0	0	0	0	0	0	0	0	0	0	0	0	0	0	0	0
HUANG Bo-Rui rf	2	0	0	0	0	0	0	0	0	0	1	0	0	0	0	0	0	2	0	0
TSENG Yu-Ching cf	3	2	2	0	2	0	0	0	0	0	0	0	0	0	0	0	0	1	0	0
WANG Shun-Ho lf	3	1	1	2	0	0	1	0	0	0	0	0	0	0	0	0	0	1	0	0
HO Heng-Yu 1b	3	0	0	0	0	0	0	0	0	0	0	0	0	1	0	0	0	5	1	0
HU Meng-Chih c	2	0	0	0	0	0	0	0	0	0	0	0	0	1	0	1	0	9	0	1
CHEN Kuan-Ying p	0	0	0	0	0	0	0	0	0	0	0	0	0	0	0	0	0	1	0	0
SHA Tzu-Chen p	0	0	0	0	0	0	0	0	0	0	0	0	0	0	0	0	0	0	1	0
WANG Yu-Chieh p	0	0	0	0	0	0	0	0	0	0	0	0	0	0	0	0	0	0	1	0
Totals	25	3	5	2	2	0	1	0	0	1	1	0	0	5	0	3	0	21	7	1

Nicaragua	IP	H	R	ER	BB	SO	WP	HP	BK	IBB	SH	SF	2B	3B	HR	AB	BF	FO	GO	NP
GAYTAN Juan W,1-0	4.0	3	3	2	0	5	0	0	0	0	0	0	2	0	1	16	16	2	5	81
RODRIGUEZ Carlos	1.2	1	0	0	0	0	0	0	0	0	0	0	0	0	0	5	5	2	2	19
TORRES Bryan SV,2	1.1	1	0	0	0	0	0	1	0	0	0	0	0	0	0	4	5	1	2	28

Chinese Taipei	IP	H	R	ER	BB	SO	WP	HP	BK	IBB	SH	SF	2B	3B	HR	AB	BF	FO	GO	NP
CHEN Kuan-Ying L,0-1	2.2	6	3	3	0	3	0	1	0	0	0	0	0	0	0	14	15	1	4	59
SHA Tzu-Chen	2.2	2	1	0	0	4	0	0	0	0	0	0	1	1	0	9	9	2	1	35
WANG Yu-Chieh	1.2	1	0	0	0	1	0	0	0	0	0	0	0	0	0	5	5	3	0	17

Umpires: HP-Jeffrey Alan SPISAK (USA), 1B-Shinya TAKAHASHI (JPN), 2B-Li MA (CHN),
 3B-Won Jung Park (KOR)
 Scorers: Linda STEIJGER (NED), Fuka Nakamura (JPN), Ying CHEN (CHN)
 TC: Qingfeng XUE (CHN), Elpidio SERRANO (CRC)
 Start: 19:00 Time: 2:42 Attendance: 185 Weather: Clear - 31°C
 Game Notes: None

GAME SUMMARY - RESULTADO DEL JUEGO 18



JAPAN - AUSTRALIA



Japan 4, Australia 1 - Composite Box Score
 Sep 08, 2024 at Shaoxing City (CHN) (Shaoxing Baseball and Softball Sports Culture Center | Field 1)

Japan.....000 040 0 - 4 6 0
 Australia.....001 000 0 - 1 7 2

Japan 4

PLAYER	AB	R	H	BI	2B	3B	HR	BB	SB	CS	HP	SH	SF	SO	IBB	KL	GDP	PO	A	E
YAMADA Takuya 2b	3	1	2	1	1	0	0	1	0	0	0	0	0	0	0	0	0	1	5	0
MURAKAMI Yuichiro rf	4	0	0	0	0	0	0	0	0	0	0	0	0	4	0	1	0	1	0	0
IMAZATO Ryo 1b	3	1	0	0	0	0	0	1	0	0	0	0	0	1	0	1	0	10	1	0
NOGUCHI Taishi dh	4	0	0	0	0	0	0	0	0	0	0	0	0	1	0	0	0	0	0	0
TAKAHASHI Takanori 3b	3	0	1	0	0	0	0	1	0	0	0	0	0	1	0	0	0	0	2	0
TAKATA Kota ss	3	0	1	2	0	0	0	1	0	0	0	0	0	0	0	0	0	2	3	0
NISHIMURA Shinnosuke cf	3	0	0	0	0	0	0	0	0	0	0	0	0	1	0	0	0	0	0	0
YOSHIKAWA Kaito lf	2	1	1	0	0	0	0	0	1	0	1	0	0	0	0	0	0	0	0	0
ARIMA Ryo c	3	1	1	0	0	0	0	0	0	0	0	0	0	2	0	0	0	6	0	0
GOTO Ryoju p	0	0	0	0	0	0	0	0	0	0	0	0	0	0	0	0	0	0	1	0
NISHIMURA Oga p	0	0	0	0	0	0	0	0	0	0	0	0	0	0	0	0	0	0	0	0
SATO Aren p	0	0	0	0	0	0	0	0	0	0	0	0	0	0	0	0	0	0	0	0
HAYASHIDA Yuto p	0	0	0	0	0	0	0	0	0	0	0	0	0	0	0	0	0	0	0	0
Totals	28	4	6	3	1	0	0	4	1	0	1	0	0	10	0	2	0	21	11	0

Australia 1

PLAYER	AB	R	H	BI	2B	3B	HR	BB	SB	CS	HP	SH	SF	SO	IBB	KL	GDP	PO	A	E
RAE Jaylin rf	3	1	0	0	0	0	0	1	0	0	0	0	0	0	0	0	0	1	0	0
BURKE Chris lf	3	0	1	0	1	0	0	0	0	0	0	0	0	1	0	0	0	1	0	0
SKEPTON Alexander cf	2	0	0	0	0	0	0	1	0	0	0	0	0	1	0	1	0	0	0	0
CAVILL Blake 1b	3	0	0	0	0	0	0	0	0	0	0	0	0	0	0	0	0	5	0	1
STEVENS Jo 3b	3	0	3	1	0	0	0	0	0	0	0	0	0	0	0	0	0	0	0	0
NICOLETTO Cayden dh	3	0	1	0	0	0	0	0	0	0	0	0	0	1	0	0	1	0	0	0
COOKE Bailey-Jay Mal ss	3	0	1	0	0	0	0	0	0	0	0	0	0	1	0	0	1	2	0	0
BURNS Jake c	2	0	0	0	0	0	0	0	0	0	0	0	0	2	0	1	0	10	0	0
ARMSTRONG Byron ph	1	0	0	0	0	0	0	0	0	0	0	0	0	0	0	0	0	0	0	0
FIERENZI Benjamin 2b	3	0	1	0	0	0	0	0	0	0	0	0	0	0	0	0	0	2	4	1
HALL Kieren p	0	0	0	0	0	0	0	0	0	0	0	0	0	0	0	0	0	0	0	0
BROOK Lachlan p	0	0	0	0	0	0	0	0	0	0	0	0	0	0	0	0	0	0	0	0
CLARKE Dylan p	0	0	0	0	0	0	0	0	0	0	0	0	0	0	0	0	0	0	0	0
MYLES Conor p	0	0	0	0	0	0	0	0	0	0	0	0	0	0	0	0	0	0	0	0
Totals	26	1	7	1	1	0	0	2	0	0	0	0	0	6	0	2	2	21	4	2

Japan	IP	H	R	ER	BB	SO	WP	HP	BK	IBB	SH	SF	2B	3B	HR	AB	BF	FO	GO	NP
GOTO Ryoju	3.1	5	1	1	2	3	0	0	0	0	0	0	1	0	0	14	16	2	4	62
NISHIMURA Oga W,1-0	1.2	1	0	0	0	2	0	0	0	0	0	0	0	0	0	6	6	0	3	27
SATO Aren	1.0	1	0	0	0	1	0	0	0	0	0	0	0	0	0	3	3	0	1	11
HAYASHIDA Yuto SV,1	1.0	0	0	0	0	0	0	0	0	0	0	0	0	0	0	3	3	2	1	9

Australia	IP	H	R	ER	BB	SO	WP	HP	BK	IBB	SH	SF	2B	3B	HR	AB	BF	FO	GO	NP
HALL Kieren	2.2	2	0	0	0	6	0	1	0	0	0	0	0	0	0	10	11	0	2	49
BROOK Lachlan L,0-1	1.1	3	3	1	1	0	0	0	0	0	0	0	1	0	0	7	8	2	2	27
CLARKE Dylan	1.0	1	1	0	1	1	0	0	0	0	0	0	0	0	0	5	6	2	0	23
MYLES Conor	2.0	0	0	0	2	3	1	0	0	0	0	0	0	0	0	6	8	3	0	36

Umpires: HP-Mario Cesar VILLAVICENCIO TESISTECO (MEX), 1B-Bing XU (CHN), 2B-Tianyi WANG (CHN), 3B-Edwin LOUISA (NED)
 Scorers: Xiaojun Sun (CHN), Cindy Chan (HKG), Fei ZONG (CHN)
 TC: Jun PENG (CHN), Rainer KRANKL (AUT)
 Start: 19:00 Time: 2:21 Attendance: 1898 Weather: Clear - 31°C
 Game Notes: None

GAME SUMMARY - RESULTADO DEL JUEGO 19



VENEZUELA - KOREA



Venezuela 8, Korea 4 - Composite Box Score
 Sep 09, 2024 at Shaoxing City (CHN) (Shaoxing Baseball and Softball Sports Culture Center | Field 2)

Venezuela.....000 510 2 - 8 10 0
 Korea.....010 021 0 - 4 4 2

Venezuela 8

PLAYER	AB	R	H	BI	2B	3B	HR	BB	SB	CS	HP	SH	SF	SO	IBB	KL	GDP	PO	A	E
CASTILLO BORJAS Dani ss	3	1	1	1	0	0	0	1	0	1	1	0	0	2	0	2	0	0	3	0
CASTILLO SALAS Lewis cf	5	1	2	3	0	0	0	0	1	0	0	0	0	0	0	0	0	1	0	0
BONACI MARIN Brainer 3b	4	0	2	1	1	0	0	1	0	0	0	0	0	1	0	1	0	1	0	0
IDROGO SANABRIA Cesa rf	5	0	1	0	0	0	0	0	0	0	0	0	0	2	0	1	0	0	0	0
MARTINEZ HENRRIQUEZ 2b	3	2	2	0	0	0	0	1	1	0	0	0	0	0	1	0	0	4	2	0
PENA NAVAS Alexander lb	3	1	1	0	0	0	0	1	0	0	0	0	0	0	0	0	1	9	1	0
MEDINA HIDALGO Gilbe lf	2	1	1	1	0	0	0	2	0	0	0	0	0	1	0	0	0	0	0	0
LUNA MALAVER Adrian p	0	0	0	0	0	0	0	0	0	0	0	0	0	0	0	0	0	0	0	0
RIVERO MARTINEZ Giov c	1	1	0	0	0	0	0	1	0	0	1	1	0	0	0	0	0	5	3	0
HERNANDEZ REINOSA Lu dh	3	0	0	0	0	0	0	0	0	0	0	0	0	0	0	0	0	0	0	0
PAIVA BEJARANO Moise ph/lf	1	1	0	0	0	0	0	0	0	0	0	0	0	0	0	0	0	0	0	0
OLIVARES MEDINA Migu p	0	0	0	0	0	0	0	0	0	0	0	0	0	0	0	0	0	1	3	0
FERMIN ACOSTA Cristi p	0	0	0	0	0	0	0	0	0	0	0	0	0	0	0	0	0	0	0	0
Totals	30	8	10	6	1	0	0	7	2	1	2	1	0	6	1	4	1	21	12	0

Korea 4

PLAYER	AB	R	H	BI	2B	3B	HR	BB	SB	CS	HP	SH	SF	SO	IBB	KL	GDP	PO	A	E
KIM Hyunjong cf	3	0	1	2	0	0	0	1	1	0	0	0	0	0	0	0	0	2	0	0
LIM Sangwoo ss	2	0	0	0	0	0	0	0	0	0	0	0	0	1	0	0	0	0	2	0
HONG Daein 2b	1	0	0	0	0	0	0	0	0	0	0	0	0	0	0	0	0	1	2	0
JEONG Anseok lf/lb	3	0	0	0	0	0	0	0	0	0	0	0	0	1	0	0	0	0	0	0
KIM Donghyun lb	3	1	2	0	1	0	0	0	0	0	0	0	0	1	0	0	0	6	0	1
KIM Jinhyung pr/lf	0	1	0	0	0	0	0	0	0	0	0	0	0	0	0	0	0	0	0	0
CHOI Sungmin rf	2	0	0	0	0	0	0	0	0	0	1	0	0	0	0	0	0	1	0	0
KIM Siang c	2	1	1	1	0	0	0	0	0	0	0	1	0	0	0	0	0	6	0	0
SONG Hojung 3b/ss	2	1	0	0	0	0	0	1	0	0	0	0	0	1	0	0	0	2	4	0
LEE Junghyun dh	2	0	0	0	0	0	0	0	0	1	0	0	0	2	0	1	0	0	0	0
KIM Doohyun 2b/ss	1	0	0	0	0	0	0	1	1	1	0	0	0	1	0	0	0	2	1	0
JEONG Daeseon 3b	0	0	0	0	0	0	0	0	0	0	0	0	0	0	0	0	0	0	0	0
RYU Hyeonjun ph	1	0	0	0	0	0	0	0	0	0	0	0	0	0	0	0	0	0	0	0
KIM Taehyun p	0	0	0	0	0	0	0	0	0	0	0	0	0	0	0	0	0	0	1	0
KIM Dobeon p	0	0	0	0	0	0	0	0	0	0	0	0	0	0	0	0	0	0	0	0
SON Juhwan p	0	0	0	0	0	0	0	0	0	0	0	0	0	0	0	0	0	0	0	0
KIM Baeksan p	0	0	0	0	0	0	0	0	0	0	0	0	0	0	0	0	0	0	0	0
JU Seungbin p	0	0	0	0	0	0	0	0	0	0	0	0	0	0	0	0	0	0	0	0
HONG Wonpyo p	0	0	0	0	0	0	0	0	0	0	0	0	0	0	0	0	0	0	0	0
HAN Jiheon p	0	0	0	0	0	0	0	0	0	0	0	0	0	0	0	0	0	1	0	1
Totals	22	4	4	3	2	0	0	3	2	1	1	1	1	7	0	1	0	21	10	2

Venezuela	IP	H	R	ER	BB	SO	WP	HP	BK	IBB	SH	SF	2B	3B	HR	AB	BF	FO	GO	NP
OLIVARES MEDINA Migu W,1-0	4.0	2	3	3	3	3	0	0	1	0	1	1	2	0	0	11	16	2	6	60
FERMIN ACOSTA Cristi	1.0	1	0	0	0	2	0	1	0	0	0	0	0	0	0	4	5	0	1	16
LUNA MALAVER Adrian SV,2	2.0	1	1	0	0	2	1	0	0	0	0	0	0	0	0	7	7	2	2	29

Korea	IP	H	R	ER	BB	SO	WP	HP	BK	IBB	SH	SF	2B	3B	HR	AB	BF	FO	GO	NP
KIM Taehyun	2.0	1	0	0	3	2	0	0	0	0	0	0	0	0	0	7	10	1	3	47
KIM Dobeon L,1-1	1.0	2	3	3	1	1	1	0	0	0	0	0	0	0	0	5	6	1	1	24
SON Juhwan	0.2	3	2	2	0	0	0	0	0	0	1	0	1	0	0	4	5	0	2	15
KIM Baeksan	1.1	2	1	1	0	2	0	1	0	0	0	0	0	0	0	6	7	2	0	28
JU Seungbin	0.1	1	0	0	2	0	1	0	0	1	0	0	0	0	0	2	4	1	0	14
HONG Wonpyo	0.2	0	0	0	0	0	0	0	0	0	0	0	0	0	0	1	1	0	1	4
HAN Jiheon	1.0	1	2	2	1	1	0	1	0	0	0	0	0	0	0	5	7	0	3	23

Umpires: HP-Mayer Carrillo GILBERTO (MEX), 1B-Shao-Wei LIN (TPE), 2B-Xian XIA (CHN), 3B-Bing XU (CHN)
 Scorers: Linda STEIJGER (NED), Fei ZONG (CHN), Shuai Xing (CHN)
 TC: Rainer KRANKL (AUT), Jun PENG (CHN)
 Start: 10:00 Time: 3:07 Attendance: 25 Weather: Cloudy - 30°C
 Game Notes: None

GAME SUMMARY - RESULTADO DEL JUEGO 20



CHINA - PUERTO RICO



Puerto Rico 8, China 4 - Composite Box Score
 Sep 09, 2024 at Shaoxing City (CHN) (Shaoxing Baseball and Softball Sports Culture Center | Field 1)

China.....001 111 0 - 4 13 0
 Puerto Rico.....310 103 X - 8 9 0

China 4

PLAYER	AB	R	H	BI	2B	3B	HR	BB	SB	CS	HP	SH	SF	SO	IBB	KL	GDP	PO	A	E
ZHU Xudong cf	4	2	2	0	1	0	0	0	1	0	0	0	0	0	0	0	0	0	0	0
HU Tianyuan 2b	3	0	1	1	1	0	0	1	0	0	0	0	0	0	0	0	0	2	1	0
XING Wenbin 3b/ss	3	0	2	1	0	0	0	0	1	1	1	0	0	0	0	0	0	1	2	0
ZHOU Yi rf	4	1	2	0	0	0	0	0	0	0	0	0	0	2	0	0	0	1	0	0
LI Yuyang 1b	1	0	0	0	0	0	0	1	0	0	0	0	0	1	0	1	0	5	0	0
ZHANG Aiqi ph/3b	2	0	1	1	0	0	0	0	0	0	0	0	0	0	0	0	0	0	1	0
HOU Hangang lf	3	0	1	0	0	0	0	0	0	0	0	0	0	1	0	0	0	3	0	0
SONG Yupei ph	1	0	1	0	0	0	0	0	0	0	0	0	0	0	0	0	0	0	0	0
ZHANG Wentao dh	3	0	0	0	0	0	0	0	0	0	0	0	0	1	0	0	0	0	0	0
ZHANG Qinyang ph	1	0	0	0	0	0	0	0	0	0	0	0	0	1	0	0	0	0	0	0
ZHANG Mingxin ss/lb	3	1	2	1	0	0	0	0	0	0	0	0	0	0	0	0	0	3	0	0
LIN Keyu ph	1	0	1	0	0	0	0	0	0	0	0	0	0	0	0	0	0	0	0	0
WANG Shuai c	3	0	0	0	0	0	0	1	0	0	0	0	0	0	0	0	1	3	1	0
DING Shutong p	0	0	0	0	0	0	0	0	0	0	0	0	0	0	0	0	0	0	0	0
ZHOU Jie p	0	0	0	0	0	0	0	0	0	0	0	0	0	0	0	0	0	0	1	0
FU Huachen p	0	0	0	0	0	0	0	0	0	0	0	0	0	0	0	0	0	0	0	0
LIN Yujun p	0	0	0	0	0	0	0	0	0	0	0	0	0	0	0	0	0	0	1	0
SUO Xudi p	0	0	0	0	0	0	0	0	0	0	0	0	0	0	0	0	0	0	0	0
Totals	32	4	13	4	2	0	0	3	2	1	1	0	0	6	0	1	1	18	7	0

Puerto Rico 8

PLAYER	AB	R	H	BI	2B	3B	HR	BB	SB	CS	HP	SH	SF	SO	IBB	KL	GDP	PO	A	E
VILLEGAS ROSADO Edga cf	1	4	1	0	0	0	0	3	2	0	0	0	0	0	0	0	0	2	0	0
DIAZ MORALES Randal ss	2	2	2	0	2	0	0	0	0	0	2	0	0	0	0	0	0	2	4	0
FELIX MORALES Edrick 3b	2	2	1	2	0	1	0	1	0	0	1	0	0	0	0	0	0	0	0	0
GONZALEZ CARILLO Lui lb	3	0	3	5	0	0	0	0	0	0	0	0	0	1	0	0	0	5	1	0
MONTES TORRES John A 2b	4	0	0	0	0	0	0	0	0	0	0	0	0	0	0	0	1	2	1	0
TORRES ADORNO Osvald dh	4	0	1	0	0	0	0	0	0	0	0	0	0	0	0	0	0	0	0	0
FELICIANO LOPEZ Jand pr/dh	0	0	0	0	0	0	0	0	0	0	0	0	0	0	0	0	0	0	0	0
TORRES RODRIGUEZ Gil lf	3	0	1	1	0	0	0	1	1	0	0	0	0	0	0	0	0	0	0	0
GUZMAN VELEZ Angel O c	3	0	0	0	0	0	0	0	0	0	0	0	0	1	0	0	0	6	1	0
FIGUEROA OTERO Danie rf	3	0	0	0	0	0	0	0	0	0	0	0	0	1	0	0	0	1	0	0
RIVERA NUNEZ Luis An p	0	0	0	0	0	0	0	0	0	0	0	0	0	0	0	0	0	2	0	0
GONZALEZ MORENO Alej p	0	0	0	0	0	0	0	0	0	0	0	0	0	0	0	0	0	1	0	0
RODRIGUEZ MELENDEZ R p	0	0	0	0	0	0	0	0	0	0	0	0	0	0	0	0	0	0	0	0
VEGA RIVERA Lucas Ja p	0	0	0	0	0	0	0	0	0	0	0	0	0	0	0	0	0	0	0	0
LABOY MELENDEZ Jorha p	0	0	0	0	0	0	0	0	0	0	0	0	0	0	0	0	0	0	0	0
Totals	25	8	9	8	2	1	0	5	3	0	3	0	1	2	0	0	1	21	7	0

China	IP	H	R	ER	BB	SO	WP	HP	BK	IBB	SH	SF	2B	3B	HR	AB	BF	FO	GO	NP
DING Shutong L,0-1	0.0	0	3	3	2	0	0	1	0	0	0	0	0	0	0	0	3	0	0	13
ZHOU Jie	2.0	3	1	1	1	1	0	1	0	0	0	0	0	0	0	9	11	4	1	40
FU Huachen	1.0	2	1	1	1	1	0	0	0	0	0	0	1	0	0	5	6	1	1	28
LIN Yujun	2.0	2	2	2	1	0	0	1	0	0	0	0	1	0	0	7	9	2	3	27
SUO Xudi	1.0	2	1	1	0	0	0	0	0	0	0	1	0	1	0	4	5	1	2	21

Puerto Rico	IP	H	R	ER	BB	SO	WP	HP	BK	IBB	SH	SF	2B	3B	HR	AB	BF	FO	GO	NP
RIVERA NUNEZ Luis An	3.0	5	2	2	2	2	0	0	0	0	0	0	1	0	0	13	15	4	2	59
GONZALEZ MORENO Alej W,1-0	1.1	2	1	1	0	1	0	1	0	0	0	0	1	0	0	5	6	1	1	19
RODRIGUEZ MELENDEZ R	0.0	2	0	0	0	0	0	0	0	0	0	0	0	0	0	2	2	0	0	7
VEGA RIVERA Lucas Ja	1.1	2	1	1	1	1	0	0	0	0	0	0	0	0	0	6	7	2	1	27
LABOY MELENDEZ Jorha SV,1	1.1	2	0	0	0	2	0	0	0	0	0	0	0	0	0	6	6	1	1	18

Umpires: HP-Yu-Chun WEN (TPE), 1B-Atsushi DAITO (JPN), 2B-Mario Cesar VILLAVICENCIO TESISTECO (MEX), 3B-Shinya TAKAHASHI (JPN)
 Scorers: Cindy Chan (HKG), Stefan Slinger (NED), Ying CHEN (CHN)
 TC: Elpidio SERRANO (CRC), Andrew TODD (AUS)
 Start: 10:00 Time: 2:32 Attendance: 140 Weather: Cloudy - 32 °C
 Game Notes: None

GAME SUMMARY - RESULTADO DEL JUEGO 21



GREAT BRITAIN - AUSTRALIA



Australia 13, Great Britain 12 - Composite Box Score
 Sep 09, 2024 at Shaoxing City (CHN) (Shaoxing Baseball and Softball Sports Culture Center | Field 2)

Great Britain.....004 440 0 - 12 12 1
 Australia.....145 300 X - 13 10 3

Great Britain 12

PLAYER	AB	R	H	BI	2B	3B	HR	BB	SB	CS	HP	SH	SF	SO	IBB	KL	GDP	PO	A	E
CLARK Wallace Ramsey ss	3	2	2	1	1	0	0	2	0	1	0	0	0	1	0	0	0	1	5	0
COLLINS Charlie lf	4	3	4	3	1	0	0	0	0	0	1	0	0	0	0	0	0	2	0	0
STOCKMAN Tucker c	4	1	2	2	0	0	0	1	0	0	0	0	0	0	0	0	1	4	0	0
VIERA Max Anthony 2b	3	0	0	1	0	0	0	1	0	0	0	0	0	1	0	0	1	1	1	1
KANE Aidan ph	1	0	0	0	0	0	0	0	0	0	0	0	0	1	0	0	0	0	0	0
QUINN-IRONS James Ca rf	4	0	2	3	0	0	0	0	0	0	0	0	0	0	0	0	0	2	0	0
LAMBDIN Jacob Paul 3b	4	0	0	0	0	0	0	0	0	0	0	0	0	0	0	0	0	0	0	1
LEID Benjamin John dh	3	2	1	0	0	0	0	1	0	0	0	0	0	0	0	0	0	0	0	0
MERCER Rayondre cf	2	2	0	0	0	0	0	1	1	0	1	0	0	0	0	0	0	1	0	0
FLAHERTY Michael Jam lb	4	2	1	1	1	0	0	0	0	0	0	0	0	0	0	0	0	7	0	0
CORCORAN Luke Daniel p	0	0	0	0	0	0	0	0	0	0	0	0	0	0	0	0	0	0	1	0
MOORE Cameron Lloyd p	0	0	0	0	0	0	0	0	0	0	0	0	0	0	0	0	0	0	0	0
BRAY Aidan Alexander p	0	0	0	0	0	0	0	0	0	0	0	0	0	0	0	0	0	0	0	0
TAYLOR Edward p	0	0	0	0	0	0	0	0	0	0	0	0	0	0	0	0	0	0	1	0
Totals	32	12	12	11	3	0	0	6	1	1	2	0	0	3	0	0	2	18	9	1

Australia 13

PLAYER	AB	R	H	BI	2B	3B	HR	BB	SB	CS	HP	SH	SF	SO	IBB	KL	GDP	PO	A	E
MAGUIRE Solomon cf	3	3	1	2	0	0	0	1	1	0	1	0	0	1	0	0	0	1	0	0
BURKE Chris lf	3	1	2	5	0	0	1	0	0	0	1	0	1	0	0	0	0	0	0	0
SKEPTON Alexander rf	2	1	1	0	1	0	0	0	0	0	0	0	0	1	0	0	0	1	0	0
NICOLETTO Cayden rf	1	0	0	0	0	0	0	1	0	0	0	0	0	0	0	0	0	0	0	0
CAVILL Blake lb	2	0	2	1	1	0	0	1	0	0	1	0	0	0	0	0	0	10	0	0
STEVENS Jo 3b	4	0	0	1	0	0	0	0	0	0	0	0	0	0	0	0	0	2	3	2
SKINNER Zakary c	4	1	1	0	0	0	0	0	0	0	0	0	0	0	0	0	0	3	1	0
RAE Jaylin dh	3	3	2	0	0	0	0	1	0	0	0	0	0	0	0	0	0	0	0	0
COOKE Bailey-Jay Mal ss	2	2	0	0	0	0	0	1	0	0	1	0	0	1	0	0	0	0	4	1
FIERENZI Benjamin 2b	2	2	1	0	0	0	0	0	0	0	0	0	0	0	0	0	0	3	1	0
ARMSTRONG Byron ph/2b	2	0	0	0	0	0	0	0	0	0	0	0	0	1	0	0	0	1	1	0
ELVY Zakary Brett p	0	0	0	0	0	0	0	0	0	0	0	0	0	0	0	0	0	0	0	0
STIVEY Maddux John p	0	0	0	0	0	0	0	0	0	0	0	0	0	0	0	0	0	0	0	0
BEEZLEY Joshua p	0	0	0	0	0	0	0	0	0	0	0	0	0	0	0	0	0	0	0	0
Totals	28	13	10	9	2	0	1	5	1	0	4	0	1	4	0	0	0	21	10	3

Great Britain	IP	H	R	ER	BB	SO	WP	HP	BK	IBB	SH	SF	2B	3B	HR	AB	BF	FO	GO	NP
CORCORAN Luke Daniel L,0-1	2.0	6	6	6	0	2	0	3	0	0	0	0	2	0	1	12	15	0	4	49
MOORE Cameron Lloyd	1.0	1	4	2	3	0	1	1	0	0	0	1	0	0	0	4	9	3	0	39
BRAY Aidan Alexander	1.0	3	3	3	2	0	2	0	0	0	0	0	0	0	0	6	8	2	1	27
TAYLOR Edward	2.0	0	0	0	0	2	0	0	0	0	0	0	0	0	0	6	6	1	3	19

Australia	IP	H	R	ER	BB	SO	WP	HP	BK	IBB	SH	SF	2B	3B	HR	AB	BF	FO	GO	NP
ELVY Zakary Brett	2.2	4	4	2	1	0	0	1	0	0	0	0	1	0	0	12	14	3	3	48
STIVEY Maddux John	1.0	4	4	3	2	1	2	0	0	0	0	0	1	0	0	7	9	1	1	35
BEEZLEY Joshua W,1-0	3.1	4	4	4	3	2	0	1	0	0	0	0	1	0	0	13	17	3	4	63

Umpires: HP-Tianyi WANG (CHN), 1B-Li MA (CHN), 2B-Bing XU (CHN), 3B-Mayer Carrillo GILBERTO (MEX)
 Scorers: Ying CHEN (CHN), Stefan Slinger (NED), Cindy Chan (HKG)
 TC: Jun PENG (CHN), Megumi KITTA (JPN)
 Start: 14:30 Time: 2:46 Attendance: 106 Weather: Partly Cloudy - 35°C
 Game Notes: None

GAME SUMMARY - RESULTADO DEL JUEGO 22



NICARAGUA - NETHERLANDS



Nicaragua 1, Netherlands 0 - Composite Box Score
 Sep 09, 2024 at Shaoxing City (CHN) (Shaoxing Baseball and Softball Sports Culture Center | Field 1)

Nicaragua.....000 000 1 - 1 2 2
 Netherlands.....000 000 0 - 0 3 0

Nicaragua 1

PLAYER	AB	R	H	BI	2B	3B	HR	BB	SB	CS	HP	SH	SF	SO	IBB	KL	GDP	PO	A	E
ORTEGA Junior cf	3	0	1	0	0	0	0	0	1	0	0	0	0	0	0	0	0	0	0	0
MATAMOROS Odlanier 2b	3	0	0	0	0	0	0	0	0	0	0	0	0	1	0	0	0	4	2	0
LEYTON Roger rf	3	0	0	0	0	0	0	0	0	0	0	0	0	0	0	0	0	0	0	1
LOAISIGA Derek rf	0	0	0	0	0	0	0	0	0	0	0	0	0	0	0	0	0	1	0	0
BENNETT Godwin dh	2	0	0	0	0	0	1	0	0	0	0	0	0	1	0	0	0	0	0	0
BRITTON Darren pr/dh	0	1	0	0	0	0	0	1	0	0	0	0	0	0	0	0	0	0	0	0
ABURTO Emmanuel lb	2	0	0	0	0	0	0	0	0	0	0	0	0	2	0	0	0	5	0	0
TRUJILLO Emanuel ph/lb	1	0	0	0	0	0	0	0	0	0	0	0	0	1	0	0	0	2	0	0
CASTRO Edmerson lf	3	0	1	1	0	0	0	0	0	0	0	0	0	1	0	0	0	1	0	0
SINCLAIR Joey 3b	3	0	0	0	0	0	0	0	0	0	0	0	0	1	0	0	0	1	2	0
GONZALEZ Luis c	2	0	0	0	0	0	0	0	0	0	0	0	0	1	0	1	0	7	0	0
MORENO Cristhian ss	1	0	0	0	0	0	0	1	0	1	0	0	0	0	0	0	0	0	1	0
GUADAMUZ Samuel p	0	0	0	0	0	0	0	0	0	0	0	0	0	0	0	0	0	0	1	1
ALBIR Jared p	0	0	0	0	0	0	0	0	0	0	0	0	0	0	0	0	0	0	1	0
Totals	23	1	2	1	0	0	0	1	3	0	1	0	0	8	0	1	0	21	7	2

Netherlands 0

PLAYER	AB	R	H	BI	2B	3B	HR	BB	SB	CS	HP	SH	SF	SO	IBB	KL	GDP	PO	A	E
JOSEPHA Jakey cf	3	0	1	0	0	0	0	0	0	0	0	0	0	2	0	1	0	3	0	0
ANTONIA Donovan 2b	3	0	1	0	0	0	0	0	0	0	0	0	0	1	0	0	0	0	1	0
COLLINS Darryl lf	3	0	0	0	0	0	0	0	0	0	0	0	0	0	0	0	0	0	0	0
PITERNELLA Ruendrick lb	3	0	0	0	0	0	0	0	0	0	0	0	0	1	0	0	0	7	0	0
VAN BORKULO Jair c	2	0	0	0	0	0	0	1	0	0	0	0	0	0	0	0	0	8	0	0
KUIJPER Sem dh	3	0	1	0	0	0	0	0	0	0	0	0	0	0	0	0	0	0	0	0
MELFOR Tilsaimy 3b	1	0	0	0	0	0	0	0	0	0	1	0	0	1	0	0	0	0	2	0
RUBEN Marnix ph	1	0	0	0	0	0	0	0	0	0	0	0	0	0	0	0	0	0	0	0
MARLIN Gedionne ss	3	0	0	0	0	0	0	0	0	0	0	0	2	0	1	0	0	0	1	0
TOMSJANSEN Rushenten rf	3	0	0	0	0	0	0	0	0	0	0	0	0	0	0	0	0	3	0	0
MORALES Justin p	0	0	0	0	0	0	0	0	0	0	0	0	0	0	0	0	0	0	1	0
Totals	25	0	3	0	0	0	0	1	0	0	1	0	0	7	0	2	0	21	5	0

Nicaragua	IP	H	R	ER	BB	SO	WP	HP	BK	IBB	SH	SF	2B	3B	HR	AB	BF	FO	GO	NP
GUADAMUZ Samuel	5.2	3	0	0	1	7	0	1	0	0	0	0	0	0	0	21	23	5	5	83
ALBIR Jared W,1-0	1.1	0	0	0	0	0	0	0	0	0	0	0	0	0	0	4	4	1	3	13

Netherlands	IP	H	R	ER	BB	SO	WP	HP	BK	IBB	SH	SF	2B	3B	HR	AB	BF	FO	GO	NP
MORALES Justin L,0-1	7.0	2	1	1	1	8	1	1	1	0	0	0	0	0	0	23	25	7	6	93

Umpires: HP-Jeffrey Alan SPISAK (USA), 1B-Yu-Chun WEN (TPE), 2B-Shinya TAKAHASHI (JPN),
 3B-Atsushi DAITO (JPN)
 Scorers: Fuka Nakamura (JPN), Xiaoju Sun (CHN), Juan Cheng (CHN)
 TC: Andrew TODD (AUS), Qingfeng XUE (CHN)
 Start: 14:30 Time: 1:54 Attendance: 151 Weather: Partly cloudy - 36°C
 Game Notes: None

GAME SUMMARY - RESULTADO DEL JUEGO 23



CHINESE TAIPEI - SOUTH AFRICA



Chinese Taipei 11, South Africa 0 - Composite Box Score
 Sep 09, 2024 at Shaoxing City (CHN) (Shaoxing Baseball and Softball Sports Culture Center | Field 2)

Chinese Taipei.....304 40 - 11 8 1
 South Africa.....000 00 - 0 1 0

Chinese Taipei 11

PLAYER	AB	R	H	BI	2B	3B	HR	BB	SB	CS	HP	SH	SF	SO	IBB	KL	GDP	PO	A	E
LIU Chun-Wei ss/2b	4	1	2	1	1	0	1	0	0	0	0	0	0	0	0	0	0	0	2	1
WANG Shun-Ho lf	4	1	1	0	0	0	0	0	1	0	0	0	0	2	0	1	0	0	0	0
LIN Chia-Wei dh	3	2	1	0	0	1	0	1	0	0	0	0	0	1	0	0	0	0	0	0
WANG Nian-Hao 3b/1b	3	2	1	1	1	0	0	1	0	0	0	0	0	0	0	0	0	0	1	0
HUANG Bo-Rui rf	2	2	1	1	0	0	0	1	0	0	0	0	0	1	0	0	0	0	1	0
TSENG Yu-Ching 2b/ss	1	1	1	2	0	0	0	2	0	0	0	0	0	0	0	0	0	0	0	0
LAI Chun 1b/3b	2	1	0	0	0	0	0	1	0	0	0	0	0	1	0	0	0	0	1	1
CHEN Chiu-Teng c	1	1	0	2	0	0	0	1	0	0	0	0	1	0	0	0	0	10	0	0
CHIU Hsin cf	2	0	1	3	0	1	0	1	0	0	0	0	0	0	0	0	0	0	0	0
ZHANG Jun-Wei p	0	0	0	0	0	0	0	0	0	0	0	0	0	0	0	0	0	0	1	0
WU Li-Chen p	0	0	0	0	0	0	0	0	0	0	0	0	0	0	0	0	0	1	0	0
Totals	22	11	8	10	2	2	1	8	1	0	0	0	1	5	0	1	0	15	3	1

South Africa 0

PLAYER	AB	R	H	BI	2B	3B	HR	BB	SB	CS	HP	SH	SF	SO	IBB	KL	GDP	PO	A	E
PRETORIUS Darian 2b	2	0	0	0	0	0	0	0	0	0	0	0	0	0	0	0	0	0	1	0
MAREDI Sylvester 2b	1	0	0	0	0	0	0	0	0	0	0	0	0	1	0	0	0	0	0	0
NOVEMBER Josh Andre ss	2	0	1	0	0	0	0	0	0	0	0	0	0	1	0	0	0	0	2	0
GREENSLADE Corbin 1b	2	0	0	0	0	0	0	0	0	0	0	0	0	1	0	0	0	6	0	0
BRICKHILL Tyron Rory dh/p	1	0	0	0	0	0	0	0	0	0	0	0	0	0	0	0	0	0	0	0
MARITZ Ruan ph/c	0	0	0	0	0	0	0	1	0	0	0	0	0	0	0	0	0	2	0	0
NOVEMBER Luke c	1	0	0	0	0	0	0	0	0	0	1	0	0	0	0	0	0	3	0	0
GROBLER Ethan p	0	0	0	0	0	0	0	0	0	0	0	0	0	0	0	0	0	0	0	0
COSTIGAN Kevin 3b	2	0	0	0	0	0	0	0	0	0	0	0	0	2	0	0	0	0	1	0
JAPHTA Alex lf	2	0	0	0	0	0	0	0	0	0	0	0	0	2	0	1	0	0	0	0
RIFFEL Jared Kyle cf	2	0	0	0	0	0	0	0	0	0	0	0	0	1	0	1	0	3	0	0
SCHEFFER Francois Ch rf	2	0	0	0	0	0	0	0	0	0	0	0	2	0	1	0	0	1	0	0
SCHWARTZ Kyle Nathan p	0	0	0	0	0	0	0	0	0	0	0	0	0	0	0	0	0	0	0	0
BROOKES Jamie Liam p	0	0	0	0	0	0	0	0	0	0	0	0	0	0	0	0	0	0	0	0
Totals	17	0	1	0	0	0	0	1	0	0	1	0	0	10	0	3	0	15	4	0

Chinese Taipei	IP	H	R	ER	BB	SO	WP	HP	BK	IBB	SH	SF	2B	3B	HR	AB	BF	FO	GO	NP
ZHANG Jun-Wei W,1-0	3.0	0	0	0	0	6	0	0	0	0	0	0	0	0	0	10	10	1	2	38
WU Li-Chen SV,1	2.0	1	0	0	1	4	0	1	0	0	0	0	0	0	0	7	9	1	1	42

South Africa	IP	H	R	ER	BB	SO	WP	HP	BK	IBB	SH	SF	2B	3B	HR	AB	BF	FO	GO	NP
SCHWARTZ Kyle Nathan L,0-1	2.0	5	3	3	0	2	0	0	0	0	0	0	2	1	1	11	11	1	3	39
BROOKES Jamie Liam	1.0	1	4	4	4	0	1	0	0	0	0	0	0	1	0	4	8	2	1	36
BRICKHILL Tyron Rory	1.0	2	4	4	4	1	1	0	0	0	0	1	0	0	0	4	9	2	0	39
GROBLER Ethan	1.0	0	0	0	0	2	0	0	0	0	0	0	0	0	0	3	3	0	1	13

Umpires: HP-Won Jung Park (KOR), 1B-Xian XIA (CHN), 2B-Edwin LOUISA (NED), 3B-Tianyi WANG (CHN)
 Scorers: Xiaoju Sun (CHN), Fuka Nakamura (JPN), Juan Cheng (CHN)
 TC: Megumi KITTA (JPN), Rainer KRANKL (AUT)
 Start: 19:00 Time: 1:37 Attendance: 228 Weather: Clear - 31°C
 Game Notes: None

GAME SUMMARY - RESULTADO DEL JUEGO 24



COLOMBIA - JAPAN



Japan 7, Colombia 1 - Composite Box Score
 Sep 09, 2024 at Shaoxing City (CHN) (Shaoxing Baseball and Softball Sports Culture Center | Field 1)

 Colombia.....001 000 0 - 1 6 0
 Japan.....001 015 X - 7 7 1

Colombia 1

PLAYER	AB	R	H	BI	2B	3B	HR	BB	SB	CS	HP	SH	SF	SO	IBB	KL	GDP	PO	A	E
ARROYO PADILLA Carlo 2b	2	0	1	1	0	0	0	1	0	1	0	0	0	0	0	0	0	0	0	0
QUINTANA AVILA Guill c	3	0	0	0	0	0	0	0	0	0	0	0	0	1	0	0	0	5	1	0
MARTINEZ CANTILLO An 3b	3	0	0	0	0	0	0	0	0	0	0	0	0	0	0	0	0	0	0	0
GARCIA ARDILLA Juan dh	3	0	0	0	0	0	0	0	0	0	0	0	0	1	0	1	0	0	0	0
PUERTA CHAVEZ Jorge lf	3	0	1	0	0	0	0	0	0	0	0	0	0	1	0	0	0	3	0	0
JARABA LORDUY Branly rf	2	0	0	0	0	0	0	0	0	0	0	0	0	0	0	0	0	0	0	0
VILLAFANE MURILLO An rf	1	0	0	0	0	0	0	0	0	0	0	0	0	0	0	0	0	0	0	0
BELTRAN MENDOZA Nola ss	3	0	0	0	0	0	0	0	0	0	0	0	0	0	0	0	0	0	1	0
BORRERO BRICENO Dari lb	3	1	2	0	1	0	0	0	0	0	0	0	0	1	0	1	0	7	1	0
HENAO ORTEGA Jean Pi cf	3	0	2	0	0	0	0	0	0	0	0	0	0	0	1	0	0	2	0	0
BLANCO MONTES Santia p	0	0	0	0	0	0	0	0	0	0	0	0	0	0	0	0	0	1	2	0
BURGOS BERDUGO David p	0	0	0	0	0	0	0	0	0	0	0	0	0	0	0	0	0	0	0	0
MEZA GOMEZ Carlos Ar p	0	0	0	0	0	0	0	0	0	0	0	0	0	0	0	0	0	0	0	0
CEDENO TAPIAS Ruben p	0	0	0	0	0	0	0	0	0	0	0	0	0	0	0	0	0	0	0	0
Totals	26	1	6	1	1	0	0	1	0	1	0	0	0	5	0	2	0	18	5	0

Japan 7

PLAYER	AB	R	H	BI	2B	3B	HR	BB	SB	CS	HP	SH	SF	SO	IBB	KL	GDP	PO	A	E
YAMADA Takuya 2b	3	0	1	0	0	0	0	1	0	0	0	0	0	0	0	0	0	2	4	0
MURAKAMI Yuichiro rf	3	0	0	0	0	0	0	0	0	0	0	0	0	1	0	0	0	1	0	0
IMAZATO Ryo lb	3	1	1	0	0	0	0	0	0	0	0	0	0	1	0	0	0	10	0	0
NOGUCHI Taishi c	3	1	1	1	1	0	0	0	0	0	0	0	0	0	0	0	0	5	1	0
TAKAHASHI Takanori 3b	1	1	0	0	0	0	0	2	0	0	0	0	0	1	0	0	0	1	3	0
TAKATA Kota ss	2	1	0	0	0	0	0	1	0	0	0	0	0	0	0	0	0	1	2	1
YOSHIKAWA Kaito lf	2	1	1	1	1	0	0	0	0	0	0	0	0	1	1	0	0	0	0	0
HAYASHI Takuma dh	0	0	0	0	0	0	0	1	0	0	0	0	0	0	0	0	0	0	0	0
TAURA Yusuke ph/dh	2	1	1	0	0	1	0	0	0	0	0	0	0	1	0	1	0	0	0	0
NISHIMURA Shinnosuke cf	2	1	2	5	0	1	1	0	0	0	0	0	0	1	0	0	0	1	0	0
MATSUDA Kento p	0	0	0	0	0	0	0	0	0	0	0	0	0	0	0	0	0	0	2	0
SASAMORI Kosuke p	0	0	0	0	0	0	0	0	0	0	0	0	0	0	0	0	0	0	0	0
TANIWAKI Koki p	0	0	0	0	0	0	0	0	0	0	0	0	0	0	0	0	0	0	0	0
MATSUDA Wataru p	0	0	0	0	0	0	0	0	0	0	0	0	0	0	0	0	0	0	0	0
Totals	21	7	7	7	2	2	1	5	0	0	0	0	2	5	0	1	0	21	12	1

Colombia	IP	H	R	ER	BB	SO	WP	HP	BK	IBB	SH	SF	2B	3B	HR	AB	BF	FO	GO	NP
BLANCO MONTES Santia	4.0	2	1	1	3	2	1	0	0	0	0	1	1	0	0	11	15	5	3	49
BURGOS BERDUGO David L,0-2	0.2	2	1	1	0	1	0	0	0	0	0	0	0	2	0	4	4	0	1	18
MEZA GOMEZ Carlos Ar	0.1	2	4	4	2	1	0	0	0	0	0	0	1	0	0	3	5	0	0	23
CEDENO TAPIAS Ruben	1.0	1	1	1	0	1	0	0	0	0	0	1	0	0	1	3	4	1	1	11

Japan	IP	H	R	ER	BB	SO	WP	HP	BK	IBB	SH	SF	2B	3B	HR	AB	BF	FO	GO	NP
MATSUDA Kento	4.0	3	1	1	1	3	0	0	0	0	0	0	1	0	0	14	15	2	5	51
SASAMORI Kosuke W,1-0	1.0	2	0	0	0	0	0	0	0	0	0	0	0	0	0	5	5	2	1	13
TANIWAKI Koki	1.0	1	0	0	0	0	0	0	0	0	0	0	0	0	0	4	4	1	2	14
MATSUDA Wataru	1.0	0	0	0	0	2	0	0	0	0	0	0	0	0	0	3	3	0	1	19

Umpires: HP-Shao-Wei LIN (TPE), 1B-Mario Cesar VILLAVICENCIO TESISTECO (MEX),
 2B-Jeffrey Alan SPISAK (USA), 3B-Li MA (CHN)
 Scorers: Shuai Xing (CHN), Linda STEIJGER (NED), Fei ZONG (CHN)
 TC: Qingfeng XUE (CHN), Elpidio SERRANO (CRC)
 Start: 19:00 Time: 1:51 Attendance: 110 Weather: Clear - 31°C
 Game Notes: None

GAME SUMMARY - RESULTADO DEL JUEGO 25



NICARAGUA - KOREA



Nicaragua 7, Korea 1 - Composite Box Score
 Sep 10, 2024 at Shaoxing City (CHN) (Shaoxing Baseball and Softball Sports Culture Center | Field 2)

Nicaragua.....210 103 0 - 7 10 2
 Korea.....000 100 0 - 1 5 2

Nicaragua 7

PLAYER	AB	R	H	BI	2B	3B	HR	BB	SB	CS	HP	SH	SF	SO	IBB	KL	GDP	PO	A	E
ORTEGA Junior rf	3	1	1	1	0	0	0	0	0	0	0	1	0	2	0	0	0	2	0	0
MATAMOROS Odlanyer 2b	3	1	2	1	1	0	0	1	0	0	0	0	0	0	1	0	0	3	3	0
CASTRO Edmerson lf	3	1	2	1	0	0	0	0	0	0	0	0	0	0	0	0	0	0	0	1
LOAISIGA Derek ph/lf	1	1	0	0	0	0	0	0	1	0	0	0	0	0	0	0	0	0	0	0
BENNETT Godwin dh	3	0	1	1	0	0	0	1	0	0	0	0	0	2	0	0	0	0	0	0
TRUJILLO Emanuel 1b	3	0	1	3	0	0	0	0	0	0	1	0	0	1	0	0	0	10	0	0
ABURTO Enmanuel c	3	0	0	0	0	0	0	0	0	0	0	0	0	0	0	0	1	1	0	0
GONZALEZ Luis c	1	0	0	0	0	0	0	0	0	0	0	0	0	1	0	0	0	3	0	0
SINCLAIR Joey 3b	3	1	0	0	0	0	0	1	0	0	0	0	0	1	0	0	0	0	2	0
MORENO Cristhian ss	3	1	1	0	0	0	0	0	0	0	0	0	0	1	0	0	0	0	4	1
TOBAL Fardy ph/ss	1	0	0	0	0	0	0	0	0	0	0	0	0	0	0	0	0	0	1	0
BRITTON Darren cf	3	1	2	0	0	0	0	1	0	1	0	0	0	0	0	1	2	0	0	0
OROZCO Stanling p	0	0	0	0	0	0	0	0	0	0	0	0	0	0	0	0	0	0	1	0
ROBLETO Francisco p	0	0	0	0	0	0	0	0	0	0	0	0	0	0	0	0	0	0	0	0
TORRES Bryan p	0	0	0	0	0	0	0	0	0	0	0	0	0	0	0	0	0	0	0	0
Totals	30	7	10	7	1	0	0	3	2	0	2	1	0	8	1	0	2	21	11	2

Korea 1

PLAYER	AB	R	H	BI	2B	3B	HR	BB	SB	CS	HP	SH	SF	SO	IBB	KL	GDP	PO	A	E
KIM Hyunjong cf	3	0	1	0	0	0	0	0	0	0	0	0	0	1	0	0	0	1	0	0
KIM Jinhyung ph	1	0	0	0	0	0	0	0	0	0	0	0	0	0	0	0	0	0	0	0
JEONG Anseok lf	4	0	1	0	0	0	0	0	0	0	0	0	0	1	0	0	0	1	0	0
JEONG Daeseon 3b	3	0	2	0	1	0	0	0	0	0	0	0	0	0	0	0	0	0	2	1
KIM Donghyun 1b	3	0	0	0	0	0	0	0	0	0	0	0	0	1	0	0	0	6	0	0
CHOI Sungmin rf	2	0	0	0	0	0	0	0	0	0	0	1	0	1	0	0	0	1	0	0
KIM Siang dh	2	0	0	0	0	0	0	0	0	0	1	0	0	0	0	0	0	0	0	0
SONG Hojung 2b	2	1	0	0	0	0	0	0	0	0	0	0	0	0	0	0	0	3	3	0
HONG Daein ph/2b	1	0	0	0	0	0	0	0	0	0	0	0	0	0	0	0	0	0	1	0
RYU Hyeonjun c	3	0	1	0	0	0	0	0	0	0	0	0	0	0	0	0	0	8	0	0
LIM Sangwoo ss	0	0	0	1	0	0	0	1	0	0	0	1	0	0	0	0	0	1	3	1
LEE Junghyun ph	1	0	0	0	0	0	0	0	0	0	0	0	0	0	0	0	0	0	0	0
LIM Hyungwon p	0	0	0	0	0	0	0	0	0	0	0	0	0	0	0	0	0	0	0	0
HONG Wonpyo p	0	0	0	0	0	0	0	0	0	0	0	0	0	0	0	0	0	0	0	0
SONG Jaeyoung p	0	0	0	0	0	0	0	0	0	0	0	0	0	0	0	0	0	0	0	0
CHOI Hyunseok p	0	0	0	0	0	0	0	0	0	0	0	0	0	0	0	0	0	0	0	0
KIM Baeksan p	0	0	0	0	0	0	0	0	0	0	0	0	0	0	0	0	0	0	0	0
Totals	25	1	5	1	1	0	0	1	0	0	1	1	1	4	0	0	0	21	9	2

Nicaragua	IP	H	R	ER	BB	SO	WP	HP	BK	IBB	SH	SF	2B	3B	HR	AB	BF	FO	GO	NP
OROZCO Stanling W,1-0	4.1	5	1	0	1	1	0	1	0	0	1	1	1	0	0	17	21	4	8	78
ROBLETO Francisco	1.2	0	0	0	0	2	1	0	0	0	0	0	0	0	0	5	5	0	3	19
TORRES Bryan	1.0	0	0	0	0	1	0	0	0	0	0	0	0	0	0	3	3	1	1	9

Korea	IP	H	R	ER	BB	SO	WP	HP	BK	IBB	SH	SF	2B	3B	HR	AB	BF	FO	GO	NP
LIM Hyungwon L,0-1	1.0	3	3	3	2	1	0	0	0	0	0	0	0	0	0	5	7	0	1	27
HONG Wonpyo	2.0	3	1	1	0	2	0	2	0	0	0	0	1	0	0	9	11	3	1	27
SONG Jaeyoung	2.0	3	2	1	1	4	0	0	0	1	1	0	0	0	0	8	10	0	2	29
CHOI Hyunseok	0.2	1	1	0	0	0	0	0	0	0	0	0	0	0	0	4	4	1	2	11
KIM Baeksan	1.1	0	0	0	0	1	0	0	0	0	0	0	0	0	0	4	4	0	2	12

Umpires: HP-Shinya TAKAHASHI (JPN), 1B-Li MA (CHN), 2B-Tianyi WANG (CHN), 3B-Yu-Chun WEN (TPE)
 Scorers: Fuka Nakamura (JPN), Shuai Xing (CHN), Ying CHEN (CHN)
 TC: Andrew TODD (AUS), Qingfeng XUE (CHN)
 Start: 9:59 Time: 2:31 Attendance: 78 Weather: Overcast - 31°C
 Game Notes: None

GAME SUMMARY - RESULTADO DEL JUEGO 26



AUSTRALIA - CHINA



China 4, Australia 1 - Composite Box Score
 Sep 10, 2024 at Shaoxing City (CHN) (Shaoxing Baseball and Softball Sports Culture Center | Field 1)

 Australia.....010 000 0 - 1 4 0
 China.....010 030 X - 4 2 0

Australia 1

PLAYER	AB	R	H	BI	2B	3B	HR	BB	SB	CS	HP	SH	SF	SO	IBB	KL	GDP	PO	A	E
MAGUIRE Solomon cf	3	0	0	0	0	0	0	0	0	0	0	0	0	1	0	0	0	1	0	0
RAE Jaylin rf	3	0	0	0	0	0	0	0	0	0	0	0	0	1	0	0	0	0	0	0
BURKE Chris lf	3	0	0	0	0	0	0	0	0	0	0	0	0	0	0	0	0	2	0	0
CAVILL Blake 1b	3	0	1	0	0	0	0	0	0	0	0	0	0	1	0	0	0	7	1	0
STEVENS Jo 3b	3	1	1	0	0	1	0	0	0	0	0	0	0	1	0	0	0	0	1	0
SKINNER Zakary c	3	0	2	1	0	0	0	0	0	0	0	0	0	0	0	0	0	6	0	0
COOKE Bailey-Jay Mal ss	3	0	0	0	0	0	0	0	0	0	0	0	0	1	0	0	0	1	0	0
ARMSTRONG Byron dh	2	0	0	0	0	0	0	0	0	0	0	0	0	0	0	0	0	0	0	0
FIERENZI Benjamin 2b	2	0	0	0	0	0	0	0	0	0	0	0	0	1	0	0	0	0	2	0
JACKSON Ky p	0	0	0	0	0	0	0	0	0	0	0	0	0	0	0	0	0	0	1	2
SHERRIFF William p	0	0	0	0	0	0	0	0	0	0	0	0	0	0	0	0	0	0	1	0
Totals	25	1	4	1	0	1	0	0	0	0	0	0	0	6	0	0	0	18	7	0

China 4

PLAYER	AB	R	H	BI	2B	3B	HR	BB	SB	CS	HP	SH	SF	SO	IBB	KL	GDP	PO	A	E
ZHU Xudong cf	3	0	1	1	0	0	0	0	0	1	0	0	0	1	0	0	0	1	0	0
HU Tianyuan 2b	3	0	0	0	0	0	0	0	0	0	0	0	0	1	0	1	0	3	1	0
XING Wenbin dh	2	0	0	0	0	0	0	0	0	0	0	0	0	2	0	2	0	0	0	0
LIN Keyu ph/dh	1	0	0	0	0	0	0	0	0	0	0	0	0	1	0	0	0	0	0	0
ZHOU Yi rf	3	1	1	1	0	0	1	0	0	0	0	0	0	0	0	0	0	3	0	0
ZHANG Mingxin 1b	2	1	0	0	0	0	0	0	0	0	0	0	0	1	0	0	0	8	0	0
ZHANG Aiqi 3b	1	0	0	0	0	0	0	0	0	0	0	1	0	0	0	0	0	0	2	0
HOU Hangang lf	1	0	0	0	0	0	0	0	0	0	0	0	0	1	0	1	0	0	0	0
LI Yuyang ph/lf	0	1	0	0	0	0	0	1	0	0	0	0	0	0	0	0	0	0	0	0
WU Qirui ss	1	1	0	0	0	0	0	1	0	0	0	0	0	0	0	0	0	1	2	0
WANG Shuai c	2	0	0	1	0	0	0	0	0	0	0	0	0	0	0	0	0	5	1	0
ZHAO Wei p	0	0	0	0	0	0	0	0	0	0	0	0	0	0	0	0	0	0	0	0
WANG Xiang p	0	0	0	0	0	0	0	0	0	0	0	0	0	0	0	0	0	0	0	0
Totals	19	4	2	3	0	0	1	2	0	1	0	1	0	7	0	4	0	21	6	0

Australia	IP	H	R	ER	BB	SO	WP	HP	BK	IBB	SH	SF	2B	3B	HR	AB	BF	FO	GO	NP
JACKSON Ky L,1-1	4.2	1	4	3	2	5	1	0	0	0	1	0	0	0	1	15	18	3	7	68
SHERRIFF William	1.1	1	0	0	0	2	0	0	0	0	0	0	0	0	0	4	4	1	0	13

China	IP	H	R	ER	BB	SO	WP	HP	BK	IBB	SH	SF	2B	3B	HR	AB	BF	FO	GO	NP
ZHAO Wei W,1-0	6.0	4	1	1	0	5	0	0	0	0	0	0	0	1	0	22	22	6	7	85
WANG Xiang SV,1	1.0	0	0	0	0	1	0	0	0	0	0	0	0	0	0	3	3	1	1	14

Umpires: HP-Jeffrey Alan SPISAK (USA), 1B-Shao-Wei LIN (TPE), 2B-Mayer Carrillo GILBERTO (MEX), 3B-Edwin LOUISA (NED)
 Scorers: Cindy Chan (HKG), Linda STEIJGER (NED), Fei ZONG (CHN)
 TC: Rainer KRANKL (AUT), Megumi KITTA (JPN)
 Start: 10:00 Time: 1:44 Attendance: 263 Weather: Overcast - 31°C
 Game Notes: None

GAME SUMMARY - RESULTADO DEL JUEGO 27



SOUTH AFRICA - NETHERLANDS



Netherlands 11, South Africa 2 - Composite Box Score
 Sep 10, 2024 at Shaoxing City (CHN) (Shaoxing Baseball and Softball Sports Culture Center | Field 2)

South Africa.....000 020 0 - 2 9 3
 Netherlands.....130 331 X - 11 12 1

South Africa 2

PLAYER	AB	R	H	BI	2B	3B	HR	BB	SB	CS	HP	SH	SF	SO	IBB	KL	GDP	PO	A	E
NOVEMBER Josh Andre ss	4	1	0	0	0	0	0	0	0	0	0	0	0	1	0	1	0	3	0	0
SCHWARTZ Kyle Nathan 3b/2b	4	0	3	0	1	0	0	0	0	0	0	0	0	0	0	0	0	0	2	0
GREENSLADE Corbin c	3	1	1	0	0	0	0	0	0	0	0	0	0	0	0	0	0	3	0	0
COCKRELL Creedon ph	1	0	0	0	0	0	0	0	0	0	0	0	0	1	0	0	0	0	0	0
BRICKHILL Tyrone Rory cf	3	0	0	0	0	0	0	0	0	0	0	0	0	3	0	1	0	5	1	0
BROOKES Jamie Liam ph	1	0	0	0	0	0	0	0	0	0	0	0	0	1	0	1	0	0	0	0
NOVEMBER Luke dh	4	0	3	2	0	0	0	0	0	0	0	0	0	0	0	0	0	0	0	0
PRETORIUS Darian 2b	2	0	1	0	0	0	0	0	0	0	0	0	0	0	0	0	0	4	1	1
COSTIGAN Kevin ph/3b	1	0	0	0	0	0	0	0	0	0	0	0	0	1	0	0	0	0	0	1
GROBLER Ethan lb	2	0	0	0	0	0	0	1	0	0	0	0	0	1	0	1	0	2	0	0
RIFFEL Jared Kyle lf	1	0	0	0	0	0	0	1	0	0	0	0	0	0	0	0	0	0	0	0
QUANTOI Chad Matthew ph/lf	1	0	0	0	0	0	0	0	0	0	0	0	0	1	0	0	0	0	0	0
SCHEFFER Francois Ch rf	3	0	1	0	0	0	0	0	0	0	0	0	0	1	0	0	0	1	1	0
WHITE Robert James p	0	0	0	0	0	0	0	0	0	0	0	0	0	0	0	0	0	0	0	0
MCCLELAND Bryce John p	0	0	0	0	0	0	0	0	0	0	0	0	0	0	0	0	0	0	0	0
HOFFMANN Cuan Raymon p	0	0	0	0	0	0	0	0	0	0	0	0	0	0	0	0	0	0	0	1
KRIEK Marcus Christi p	0	0	0	0	0	0	0	0	0	0	0	0	0	0	0	0	0	0	0	0
CAMPBELL Keenan Luke p	0	0	0	0	0	0	0	0	0	0	0	0	0	0	0	0	0	0	0	0
Totals	30	2	9	2	1	0	0	2	0	0	0	0	0	10	0	4	0	18	5	3

Netherlands 11

PLAYER	AB	R	H	BI	2B	3B	HR	BB	SB	CS	HP	SH	SF	SO	IBB	KL	GDP	PO	A	E
JOSEPHA Jakey cf	4	1	3	5	1	0	0	1	0	0	0	0	0	1	0	0	0	1	1	0
ANTONIA Donovan 2b	4	0	0	0	0	0	0	0	0	0	1	0	0	0	0	0	0	2	2	0
COLLINS Darryl dh	3	0	1	1	0	0	0	0	0	0	0	0	0	0	0	0	0	0	0	0
JAKOBUS Marvin ph/dh	1	0	0	0	0	0	0	0	0	0	0	0	0	0	0	0	0	0	0	0
PITERNELLA Ruendrick lb	3	0	1	0	0	0	0	1	0	0	0	0	0	0	0	0	0	3	0	0
VAN BORKULO Jair c	2	1	1	0	0	0	0	0	1	0	0	0	0	0	0	0	0	5	0	0
CROUWEL Matis ph/c	0	1	0	1	0	0	0	1	0	0	1	0	0	0	0	0	0	6	0	0
TOMSJANSEN Rushenten rf	4	0	0	0	0	0	0	0	0	0	0	0	2	0	1	0	0	1	0	0
RUBEN Marnix lf	3	2	1	0	0	0	0	1	0	0	0	0	0	0	0	0	0	1	0	0
MARLIN Gedionne ss	3	3	3	2	2	0	0	1	1	0	0	0	0	0	0	0	0	2	3	1
LEGITO Raydley 3b	3	3	2	1	0	0	0	1	1	0	0	0	0	0	0	0	0	0	0	0
KRAGT Naut p	0	0	0	0	0	0	0	0	0	0	0	0	0	0	0	0	0	0	0	0
VIJFVINKEL Pim p	0	0	0	0	0	0	0	0	0	0	0	0	0	0	0	0	0	0	0	0
VAN 'T KLOOSTER Koen p	0	0	0	0	0	0	0	0	0	0	0	0	0	0	0	0	0	0	1	0
VAN DER LELIE Jelle p	0	0	0	0	0	0	0	0	0	0	0	0	0	0	0	0	0	0	0	0
Totals	30	11	12	10	3	0	0	6	3	0	2	0	0	3	0	1	0	21	7	1

South Africa	IP	H	R	ER	BB	SO	WP	HP	BK	IBB	SH	SF	2B	3B	HR	AB	BF	FO	GO	NP
WHITE Robert James L,0-2	2.0	6	4	3	0	1	0	0	0	0	0	0	0	0	0	11	11	4	0	40
MCCLELAND Bryce John	1.0	1	0	0	0	1	0	0	0	0	0	0	0	0	0	4	4	1	1	19
HOFFMANN Cuan Raymon	0.2	3	3	3	2	1	0	1	0	0	0	0	1	0	0	5	8	0	1	26
KRIEK Marcus Christi	0.1	0	3	3	3	0	2	0	0	0	0	0	0	0	0	1	4	0	1	18
CAMPBELL Keenan Luke	2.0	2	1	0	1	0	0	1	0	0	0	0	2	0	0	9	11	5	1	46

Netherlands	IP	H	R	ER	BB	SO	WP	HP	BK	IBB	SH	SF	2B	3B	HR	AB	BF	FO	GO	NP
KRAGT Naut	3.0	4	0	0	0	3	0	0	0	0	0	0	1	0	0	13	13	3	3	46
VIJFVINKEL Pim	1.1	3	2	0	1	1	0	0	0	0	0	0	0	0	0	7	8	1	1	34
VAN 'T KLOOSTER Koen W,1-0	1.2	1	0	0	1	4	1	0	0	0	0	0	0	0	0	6	7	0	1	32
VAN DER LELIE Jelle	1.0	1	0	0	0	2	0	0	0	0	0	0	0	0	0	4	4	0	1	15

Umpires: HP-Xian XIA (CHN), 1B-Tianyi WANG (CHN), 2B-Bing XU (CHN), 3B-Shinya TAKAHASHI (JPN)
 Scorers: Fuka Nakamura (JPN), Ying CHEN (CHN), Shuai Xing (CHN)
 TC: Qingfeng XUE (CHN), Andrew TODD (AUS)
 Start: 14:30 Time: 2:29 Attendance: 51 Weather: Overcast - 30°C
 Game Notes: None

GAME SUMMARY - RESULTADO DEL JUEGO 28



PUERTO RICO - COLOMBIA



Puerto Rico 3, Colombia 2 - Composite Box Score
 Sep 10, 2024 at Shaoxing City (CHN) (Shaoxing Baseball and Softball Sports Culture Center | Field 1)

Puerto Rico.....000 000 3 - 3 5 0
 Colombia.....000 110 0 - 2 3 0

Puerto Rico 3

PLAYER	AB	R	H	BI	2B	3B	HR	BB	SB	CS	HP	SH	SF	SO	IBB	KL	GDP	PO	A	E
VILLEGAS ROSADO Edga cf	3	0	1	0	0	0	0	1	0	1	0	0	0	0	1	0	0	2	0	0
DIAZ MORALES Randal ss	2	0	1	1	0	0	0	1	0	0	0	0	1	0	0	0	0	1	2	0
FELIX MORALES Edrick 3b	4	0	0	0	0	0	0	0	0	0	0	0	0	1	0	0	0	0	1	0
GONZALEZ CARILLO Lui lb/c	3	0	0	0	0	0	0	0	0	0	0	0	0	3	0	2	0	7	0	0
MONTES TORRES John A 2b/lb	3	1	1	0	0	0	0	0	0	0	0	0	0	0	0	0	0	1	2	0
HERNANDEZ ESTEVEZ Lu dh	3	0	1	0	0	0	0	0	0	0	0	0	0	0	0	0	0	0	0	0
ORTIZ CEBALLOS Janke pr/dh	0	1	0	0	0	0	0	0	0	0	0	0	0	0	0	0	0	0	0	0
FELICIANO LOPEZ Jand lf/rf	1	0	0	0	0	0	0	0	0	0	0	0	0	0	0	0	0	0	0	0
TORRES RODRIGUEZ Gil ph/rf	0	1	0	0	0	0	0	2	0	0	0	0	0	0	0	0	0	2	0	0
GUZMAN VELEZ Angel O c	1	0	0	0	0	0	0	1	0	0	0	0	0	0	0	0	0	3	0	0
TORRES ADORNO Osvald ph	1	0	1	2	0	0	0	0	0	0	0	0	0	0	0	0	0	0	0	0
LARACUENTE VILLAFANE 2b	0	0	0	0	0	0	0	0	0	0	0	0	0	0	0	0	0	0	0	0
FIGUEROA OTERO Danie rf/lf	3	0	0	0	0	0	0	0	0	0	0	0	0	1	0	1	0	5	0	0
MELENDEZ GUILFU Omar p	0	0	0	0	0	0	0	0	0	0	0	0	0	0	0	0	0	0	0	0
CUADRADO OLMEDA Yadi p	0	0	0	0	0	0	0	0	0	0	0	0	0	0	0	0	0	0	1	0
ROSES DIAZ Carlos Ya p	0	0	0	0	0	0	0	0	0	0	0	0	0	0	0	0	0	0	0	0
COLON TORRES Shadai p	0	0	0	0	0	0	0	0	0	0	0	0	0	0	0	0	0	0	0	0
Totals	24	3	5	3	0	0	0	5	0	1	0	0	1	5	1	3	0	21	6	0

Colombia 2

PLAYER	AB	R	H	BI	2B	3B	HR	BB	SB	CS	HP	SH	SF	SO	IBB	KL	GDP	PO	A	E
ARROYO PADILLA Carlo 2b	3	0	0	0	0	0	0	1	0	0	0	0	0	1	0	1	0	2	3	0
QUINTANA AVILA Guill dh	2	0	0	1	0	0	0	1	0	0	0	0	0	0	0	0	0	0	0	0
MARTINEZ CANTILLO An 3b	3	0	0	0	0	0	0	0	0	0	0	0	0	0	0	0	0	1	0	0
BORRERO BRICENO Dari lb	3	1	1	1	0	0	1	0	0	0	0	0	0	0	0	0	0	4	0	0
PUERTA CHAVEZ Jorge lf	3	0	1	0	0	0	0	0	0	0	0	0	0	0	0	0	0	0	0	0
GARCIA ARDILLA Juan c	2	0	0	0	0	0	1	0	0	0	0	0	0	0	0	0	0	5	1	0
VILLAFANE MURILLO An rf	3	1	0	0	0	0	0	1	0	0	0	0	1	0	0	0	0	5	0	0
BELTRAN MENDOZA Nola ss	3	0	0	0	0	0	0	0	0	0	0	0	0	1	0	0	0	1	0	0
HENAO ORTEGA Jean Pi cf	2	0	1	0	0	0	0	1	0	0	0	0	1	0	0	0	0	3	0	0
ACEVEDO PINEREZ Davi p	0	0	0	0	0	0	0	0	0	0	0	0	0	0	0	0	0	0	1	0
CHIQUILLO UTRIA Dieg p	0	0	0	0	0	0	0	0	0	0	0	0	0	0	0	0	0	0	0	0
MEDRANO ARROYO Bryan p	0	0	0	0	0	0	0	0	0	0	0	0	0	0	0	0	0	0	0	0
GOMEZ OCAMPO Kevin A p	0	0	0	0	0	0	0	0	0	0	0	0	0	0	0	0	0	0	0	0
DIAZ BELTRAN Cristia p	0	0	0	0	0	0	0	0	0	0	0	0	0	0	0	0	0	0	0	0
Totals	24	2	3	2	0	0	1	4	1	0	0	0	0	4	0	1	0	21	5	0

Puerto Rico	IP	H	R	ER	BB	SO	WP	HP	BK	IBB	SH	SF	2B	3B	HR	AB	BF	FO	GO	NP
MELENDEZ GUILFU Omar	4.0	2	1	1	0	1	0	0	0	0	0	0	0	0	1	14	14	7	4	42
CUADRADO OLMEDA Yadi	0.2	0	1	1	1	1	0	0	0	0	0	0	0	0	0	2	3	0	1	13
ROSES DIAZ Carlos Ya	0.0	0	0	0	3	0	0	0	0	0	0	0	0	0	0	0	3	0	0	18
COLON TORRES Shadai W,1-0	2.1	1	0	0	0	2	0	0	0	0	0	0	0	0	0	8	8	3	2	26

Colombia	IP	H	R	ER	BB	SO	WP	HP	BK	IBB	SH	SF	2B	3B	HR	AB	BF	FO	GO	NP
ACEVEDO PINEREZ Davi	4.0	2	0	0	1	2	0	0	0	0	0	0	0	0	0	13	14	7	2	70
CHIQUILLO UTRIA Dieg	1.0	0	0	0	2	1	0	0	0	0	0	0	0	0	0	3	5	1	1	20
MEDRANO ARROYO Bryan L,0-1	1.0	2	3	3	1	1	0	0	0	0	0	0	0	0	0	5	6	2	0	24
GOMEZ OCAMPO Kevin A	0.2	1	0	0	1	0	1	0	0	1	0	1	0	0	0	2	4	1	1	15
DIAZ BELTRAN Cristia	0.1	0	0	0	0	1	0	0	0	0	0	0	0	0	0	1	1	0	0	3

Umpires: HP-Won Jung Park (KOR), 1B-Mayer Carrillo GILBERTO (MEX), 2B-Jeffrey Alan SPISAK (USA), 3B-Mario Cesar VILLAVICENCIO TESISTECO (MEX)
 Scorers: Xiaoju Sun (CHN), Stefan Slinger (NED), Juan Cheng (CHN)
 TC: Elpidio SERRANO (CRC), Jun PENG (CHN)
 Start: 14:30 Time: 2:05 Attendance: 290 Weather: Overcast - 28°C
 Game Notes: None

GAME SUMMARY - RESULTADO DEL JUEGO 29



JAPAN - GREAT BRITAIN



Japan 4, Great Britain 1 - Composite Box Score
 Sep 10, 2024 at Shaoxing City (CHN) (Shaoxing Baseball and Softball Sports Culture Center | Field 2)

Japan.....200 11 - 4 7 1
 Great Britain.....010 00 - 1 2 1

Japan 4

PLAYER	AB	R	H	BI	2B	3B	HR	BB	SB	CS	HP	SH	SF	SO	IBB	KL	GDP	PO	A	E
YAMADA Takuya 2b	2	1	1	0	0	0	0	0	0	0	0	0	0	0	0	0	0	0	1	0
TAURA Yusuke ph	1	1	1	0	0	0	0	0	0	0	0	0	0	0	0	0	0	0	0	0
URA Kazuhiro rf	2	0	0	0	0	0	0	1	0	0	0	0	0	1	0	0	0	3	0	0
IMAZATO Ryo 1b	2	1	1	2	0	0	1	1	0	0	0	0	0	1	0	0	0	3	1	0
NOGUCHI Taishi dh	3	0	1	0	0	0	0	0	1	0	0	0	0	2	0	0	0	0	0	0
AIBA Kanta 3b	3	0	0	0	0	0	0	0	0	0	0	0	0	1	0	0	0	0	1	0
TAKATA Kota ss	2	1	1	1	0	0	0	1	0	0	0	0	0	0	0	0	0	0	1	1
YOSHIKAWA Kaito lf	3	0	1	0	0	0	0	0	0	0	0	0	0	1	0	0	0	1	0	0
NISHIMURA Shinnosuke cf	2	0	1	1	0	0	0	0	0	0	0	0	0	0	0	0	0	1	0	0
KOYAMA Shoki c	2	0	0	0	0	0	0	0	0	0	0	0	0	1	0	0	0	3	0	0
NISHIMURA Oga p	0	0	0	0	0	0	0	0	0	0	0	0	0	0	0	0	0	1	0	0
Totals	22	4	7	4	0	0	1	3	1	0	0	0	0	7	0	0	0	12	4	1

Great Britain 1

PLAYER	AB	R	H	BI	2B	3B	HR	BB	SB	CS	HP	SH	SF	SO	IBB	KL	GDP	PO	A	E	
CLARK Wallace Ramsey ss	2	0	0	0	0	0	0	0	0	0	0	0	0	0	0	0	0	0	2	0	
COLLINS Charlie dh	2	0	0	0	0	0	0	0	0	0	0	0	0	1	0	1	0	0	0	0	
STOCKMAN Tucker 1b	1	0	1	0	0	0	0	1	0	0	0	0	0	0	0	0	0	6	0	1	
WARD Matthew c	2	0	0	0	0	0	0	0	0	0	0	0	0	0	0	0	0	7	0	0	
QUINN-IRONS James Ca rf	2	1	1	0	1	0	0	0	0	0	0	0	0	0	0	0	0	0	0	0	
VIERA Max Anthony 2b	2	0	0	0	0	0	0	0	0	0	0	0	0	1	0	0	0	0	1	0	
FLAHERTY Michael Jam 3b	1	0	0	1	0	0	0	0	0	0	0	0	0	1	1	0	1	1	2	0	
MERCER Rayondre cf	1	0	0	0	0	0	0	0	0	0	0	0	0	0	0	0	0	1	0	0	
SMITH J'Quann D'Andr lf	1	0	0	0	0	0	0	0	0	0	0	0	0	0	0	0	0	0	0	0	
LAMB DIN Jacob Paul p	0	0	0	0	0	0	0	0	0	0	0	0	0	0	0	0	0	0	1	0	
HUTCHINSON Samuel Cl p	0	0	0	0	0	0	0	0	0	0	0	0	0	0	0	0	0	0	0	0	
TAYLOR Edward p	0	0	0	0	0	0	0	0	0	0	0	0	0	0	0	0	0	0	0	0	
Totals	14	1	2	1	1	0	0	1	0	0	0	0	0	1	3	0	2	0	15	6	1

Japan	IP	H	R	ER	BB	SO	WP	HP	BK	IBB	SH	SF	2B	3B	HR	AB	BF	FO	GO	NP
NISHIMURA Oga W,2-0	4.0	2	1	1	1	3	0	0	0	0	0	1	1	0	0	14	16	5	4	61

Great Britain	IP	H	R	ER	BB	SO	WP	HP	BK	IBB	SH	SF	2B	3B	HR	AB	BF	FO	GO	NP
LAMB DIN Jacob Paul L,0-1	1.0	3	2	2	0	1	0	0	0	0	0	0	0	0	1	6	6	0	2	30
HUTCHINSON Samuel Cl	3.0	4	2	2	1	4	2	0	0	0	0	0	0	0	0	13	14	2	3	63
TAYLOR Edward	1.0	0	0	0	2	2	0	0	0	0	0	0	0	0	0	3	5	0	1	21

Umpires: HP-Li MA (CHN), 1B-Xian XIA (CHN), 2B-Yu-Chun WEN (TPE), 3B-Shao-Wei LIN (TPE)
 Scorers: Linda STEIJGER (NED), Cindy CHAN (HKG), Fei ZONG (CHN)
 TC: Jun PENG (CHN), Rainer KRANKL (AUT)
 Start: 19:15 Time: 1:35 Attendance: 70 Weather: Rainy - 25°C
 Game Notes: Game called due to rain in the top of 5th inning

GAME SUMMARY - RESULTADO DEL JUEGO 30

CHINESE TAIPEI - VENEZUELA

Chinese Taipei 3, Venezuela 0 - Composite Box Score
 Sep 10, 2024 at Shaoxing City (CHN) (Shaoxing Baseball and Softball Sports Culture Center | Field 1)

Chinese Taipei.....000 010 2 - 3 2 1
 Venezuela.....000 000 0 - 0 4 0

Chinese Taipei 3

PLAYER	AB	R	H	BI	2B	3B	HR	BB	SB	CS	HP	SH	SF	SO	IBB	KL	GDP	PO	A	E
LIU Chun-Wei ss	3	0	0	0	0	0	0	0	0	0	0	0	0	1	0	0	0	2	2	1
WANG Shun-Ho lf	3	0	0	0	0	0	0	0	0	0	0	0	0	1	0	0	0	1	0	0
LIN Chia-Wei dh	3	0	0	0	0	0	0	0	0	0	0	0	0	3	0	1	0	0	0	0
WANG Nian-Hao lb	3	0	0	0	0	0	0	0	0	0	0	0	0	2	0	0	0	6	0	0
TSENG Yu-Ching 3b	1	2	0	0	0	0	0	2	1	0	0	0	0	0	0	0	0	0	2	0
HUANG Bo-Rui rf	2	1	1	0	1	0	0	0	0	0	0	1	0	0	0	0	0	3	0	0
CHIU Hsin cf	3	0	1	2	1	0	0	0	0	0	0	0	0	0	0	0	0	0	0	0
CHEN Chiu-Teng c	2	0	0	0	0	0	0	1	0	0	0	0	0	0	0	0	0	8	0	0
ZHENG Jun-Wei 2b	1	0	0	0	0	0	0	0	0	0	0	1	0	0	0	0	0	1	3	0
LU Yu-Ting p	0	0	0	0	0	0	0	0	0	0	0	0	0	0	0	0	0	0	0	0
CHEN Pin-Hong p	0	0	0	0	0	0	0	0	0	0	0	0	0	0	0	0	0	0	0	0
WANG Yu-Chieh p	0	0	0	0	0	0	0	0	0	0	0	0	0	0	0	0	0	0	1	0
Totals	21	3	2	2	2	0	0	3	1	0	0	2	0	7	0	1	0	21	8	1

Venezuela 0

PLAYER	AB	R	H	BI	2B	3B	HR	BB	SB	CS	HP	SH	SF	SO	IBB	KL	GDP	PO	A	E
CASTILLO SALAS Lewis cf	3	0	0	0	0	0	0	0	0	0	0	1	0	1	0	0	0	0	0	0
MARTINEZ HENRRIQUEZ 3b	1	0	1	0	0	0	0	3	0	0	0	0	0	0	0	0	0	0	0	0
BONACI MARIN Brainer ss	4	0	0	0	0	0	0	0	0	0	0	0	0	0	0	0	0	1	3	0
IDROGO SANABRIA Cesa rf	3	0	1	0	0	0	0	1	0	0	0	0	0	1	0	0	0	3	0	0
PENA NAVAS Alexander lb	3	0	1	0	0	0	0	0	0	0	0	0	0	1	0	0	0	6	1	0
HERNANDEZ REINOSA Lu lf	3	0	0	0	0	0	0	0	0	0	0	0	0	1	0	0	0	3	0	0
NUNEZ DIAZ Moises En c	3	0	0	0	0	0	0	0	0	0	0	0	0	1	0	0	0	7	0	0
PAIVA BEJARANO Moise 2b	3	0	1	0	0	0	0	1	0	0	0	0	0	1	0	0	0	1	2	0
TREJO PINTO Freddy A dh	2	0	0	0	0	0	0	1	0	0	0	0	0	1	0	0	0	0	0	0
GUZMAN AGUILAR Jose p	0	0	0	0	0	0	0	0	0	0	0	0	0	0	0	0	0	0	0	0
LUGO RODRIGUEZ Leona p	0	0	0	0	0	0	0	0	0	0	0	0	0	0	0	0	0	0	0	0
ROMERO MORALES Juan p	0	0	0	0	0	0	0	0	0	0	0	0	0	0	0	0	0	0	0	0
VILLEGAS RODRIGUEZ A p	0	0	0	0	0	0	0	0	0	0	0	0	0	0	0	0	0	0	1	0
CASTILLO REYES Yosca p	0	0	0	0	0	0	0	0	0	0	0	0	0	0	0	0	0	0	0	0
MORI BRICENO Oswald p	0	0	0	0	0	0	0	0	0	0	0	0	0	0	0	0	0	0	0	0
Totals	25	0	4	0	0	0	0	5	1	0	0	1	0	7	0	0	0	21	7	0

Chinese Taipei	IP	H	R	ER	BB	SO	WP	HP	BK	IBB	SH	SF	2B	3B	HR	AB	BF	FO	GO	NP
LU Yu-Ting W,1-0	4.0	3	0	0	2	4	3	0	0	0	0	0	0	0	0	15	17	3	5	59
CHEN Pin-Hong	0.0	0	0	0	1	0	0	0	0	0	0	0	0	0	0	0	1	0	0	6
WANG Yu-Chieh SV,1	3.0	1	0	0	2	3	0	0	0	0	1	0	0	0	0	10	13	3	4	50

Venezuela	IP	H	R	ER	BB	SO	WP	HP	BK	IBB	SH	SF	2B	3B	HR	AB	BF	FO	GO	NP
GUZMAN AGUILAR Jose	1.0	0	0	0	0	1	0	0	0	0	0	0	0	0	0	3	3	1	1	7
LUGO RODRIGUEZ Leona	2.0	0	0	0	0	1	0	0	0	0	0	0	0	0	0	6	6	3	2	26
ROMERO MORALES Juan	1.0	0	0	0	0	2	0	0	0	0	0	0	0	0	0	3	3	0	1	16
VILLEGAS RODRIGUEZ A L,0-1	1.0	0	1	1	1	1	1	0	0	0	1	0	0	0	0	2	4	1	1	23
CASTILLO REYES Yosca	1.0	0	0	0	1	1	0	0	0	0	1	0	0	0	0	2	4	1	1	15
MORI BRICENO Oswald	1.0	2	2	2	1	1	0	0	0	0	0	0	2	0	0	5	6	1	1	27

Umpires: HP-Atsushi DAITO (JPN), 1B-Won Jung Park (KOR), 2B-Edwin LOUISA (NED),
 3B-Mario Cesar VILLAVICENCIO TESISTECO (MEX)
 Scorers: Stefan Slinger (NED), Xiaoju Sun (CHN), Juan Cheng (CHN)
 TC: Megumi KITTA (JPN), Elpidio SERRANO (CRC)
 Start: 19:15 Time: 2:15 Attendance: 271 Weather: Rainy - 26°C
 Game Notes: None

SUPER ROUND, PLACEMENT ROUND AND FINALS SUPER RONDA, RONDA DE CLASIFICACIÓN Y FINALES

STANDINGS – POSICIÓN DE EQUIPOS

SUPER ROUND - SUPER RONDA						
RK	TEAM – EQUIPO	GP	W	L	AVG	GB
1	 PUERTO RICO	5	5	0	1.000	-
2	 JAPAN	5	4	1	0.800	1
3	 CHINA	5	2	3	0.400	3
4	 NICARAGUA	5	2	3	0.400	3
5	 KOREA	5	1	4	0.200	4
6	 VENEZUELA	5	1	4	0.200	4











PLACEMENT ROUND - RONDA DE CLASIFICACIÓN						
RK	TEAM – EQUIPO	GP	W	L	AVG	GB
1	 NETHERLANDS	5	4	1	0.800	-
2	 CHINESE TAIPEI	5	3	2	0.600	1
3	 AUSTRALIA	5	3	2	0.600	1
4	 COLOMBIA	5	2	3	0.400	2
5	 GREAT BRITAIN	5	2	3	0.400	2
6	 SOUTH AFRICA	5	1	4	0.200	2

The Teams are placed according to the Tournament Regulations for the WBSC.

Los equipos son ordenados en atención a los Reglamentos Oficiales de la WBSC.

SUPER ROUND, PLACEMENT ROUND AND FINALS SUPER RONDA, RONDA DE CLASIFICACIÓN Y FINALES

SCHEDULE AND RESULTS – CALENDARIO Y RESULTADOS

SUPER ROUND SUPER RONDA	PLACEMENT ROUND RONDA DE CLASIFICACIÓN
 CHINA	 AUSTRALIA
 JAPAN	 COLOMBIA
 KOREA	 GREAT BRITAIN
 NICARAGUA	 NETHERLANDS
 PUERTO RICO	 SOUTH AFRICA
 VENEZUELA	 CHINESE TAIPEI

THURSDAY SEPTEMBER 12, 2024 – JUEVES 12 DE SEPTIEMBRE DE 2024

#	Hour Hora	Stadium Campo	Group Grupo	Visitor Team Equipo Visitante	Home Team Equipo Local	Score	Inn
31	10:00	Shaoxing BSSCC-Field 2 Shaoxing City	PR	 GREAT BRITAIN	 SOUTH AFRICA	6 - 8	
32	10:00	Shaoxing BSSCC-Field 1 Shaoxing City	SR	 CHINA	 KOREA	2 - 7	
33	14:30	Shaoxing BSSCC-Field 2 Shaoxing City	PR	 CHINESE TAIPEI	 COLOMBIA	10 - 0	
34	14:30	Shaoxing BSSCC-Field 1 Shaoxing City	PR	 NETHERLANDS	 AUSTRALIA	3 - 2	
35	19:00	Shaoxing BSSCC-Field 2 Shaoxing City	SR	 PUERTO RICO	 NICARAGUA	1 - 0	
36	19:00	Shaoxing BSSCC-Field 1 Shaoxing City	SR	 VENEZUELA	 JAPAN	1 - 5	

Local time in Shaoxing, China (GMT +8) / Hora local en Shaoxing, China (GMT +8)

SUPER ROUND, PLACEMENT ROUND AND FINALS SUPER RONDA, RONDA DE CLASIFICACIÓN Y FINALES

SCHEDULE AND RESULTS – CALENDARIO Y RESULTADOS

FRIDAY SEPTEMBER 13, 2024 – VIERNES 13 DE SEPTIEMBRE DE 2024

#	Hour Hora	Stadium Campo	Group Grupo	Visitor Team Equipo Visitante	Home Team Equipo Local	Score	Inn
37	10:00	Shaoxing BSSCC-Field 2 Shaoxing City	PR	 GREAT BRITAIN	 NETHERLANDS	2 - 1	
38	10:00	Shaoxing BSSCC-Field 1 Shaoxing City	PR	 SOUTH AFRICA	 COLOMBIA	3 - 12	
39	14:30	Shaoxing BSSCC-Field 2 Shaoxing City	PR	 CHINESE TAIPEI	 AUSTRALIA	4 - 3	
40	14:30	Shaoxing BSSCC-Field 1 Shaoxing City	SR	 JAPAN	 NICARAGUA	9 - 1	
41	19:00	Shaoxing BSSCC-Field 2 Shaoxing City	SR	 KOREA	 PUERTO RICO	1 - 3	
42	19:00	Shaoxing BSSCC-Field 1 Shaoxing City	SR	 CHINA	 VENEZUELA	6 - 5	

SATURDAY SEPTEMBER 14, 2024 – SÁBADO 14 DE SEPTIEMBRE DE 2024

#	Hour Hora	Stadium Campo	Group Grupo	Visitor Team Equipo Visitante	Home Team Equipo Local	Score	Inn
43	10:00	Shaoxing BSSCC-Field 2 Shaoxing City	PR	 COLOMBIA	 NETHERLANDS	3 - 7	
44	10:00	Shaoxing BSSCC-Field 1 Shaoxing City	PR	 SOUTH AFRICA	 AUSTRALIA	2 - 9	
45	14:30	Shaoxing BSSCC-Field 2 Shaoxing City	PR	 GREAT BRITAIN	 CHINESE TAIPEI	2 - 1	
46	14:30	Shaoxing BSSCC-Field 1 Shaoxing City	SR	 VENEZUELA	 PUERTO RICO	0 - 3	
47	19:00	Shaoxing BSSCC-Field 2 Shaoxing City	SR	 KOREA	 JAPAN	1 - 2	
48	19:00	Shaoxing BSSCC-Field 1 Shaoxing City	SR	 CHINA	 NICARAGUA	4 - 0	

SUNDAY SEPTEMBER 15, 2024 – DOMINGO 15 DE SEPTIEMBRE DE 2024

#	Hour Hora	Stadium Campo	Group Grupo	Visitor Team Equipo Visitante	Home Team Equipo Local	Score	Inn
49	09:00	Shaoxing BSSCC-Field 2 Shaoxing City	BRONZE 	 NICARAGUA	 CHINA	3 - 1	
50	09:00	Shaoxing BSSCC-Field 1 Shaoxing City	GOLD 	 JAPAN	 PUERTO RICO	5 - 0	

Local time in Shaoxing, China (GMT +8) / Hora local en Shaoxing, China (GMT +8)

GAME SUMMARY - RESULTADO DEL JUEGO 31 (PLACEMENT ROUND - RONDA DE CLASIFICACIÓN)



GREAT BRITAIN - SOUTH AFRICA



South Africa 8, Great Britain 6 - Composite Box Score
Sep 12, 2024 at Shaoxing City (CHN) (Shaoxing Baseball and Softball Sports Culture Center | Field 2)

Great Britain.....010 211 1 - 6 9 2
South Africa.....010 061 X - 8 8 1

Great Britain 6

PLAYER	AB	R	H	BI	2B	3B	HR	BB	SB	CS	HP	SH	SF	SO	IBB	KL	GDP	PO	A	E
CLARK Wallace Ramsey ss	3	0	0	0	0	0	0	0	0	0	0	1	0	1	0	0	0	1	3	0
COLLINS Charlie 1b/p	3	1	1	0	0	0	0	1	3	0	0	0	0	1	0	0	0	6	0	1
STOCKMAN Tucker c	2	0	0	1	0	0	0	1	0	0	0	0	1	0	0	0	0	8	1	0
WARD Matthew dh	3	0	0	1	0	0	0	0	0	0	0	0	1	2	0	1	0	0	0	0
FLAHERTY Michael Jam 1b	0	0	0	0	0	0	0	0	0	0	0	0	0	0	0	0	0	0	0	0
QUINN-IRONS James Ca rf	4	1	2	1	1	0	1	0	0	0	0	0	0	1	0	0	0	0	0	0
VIERA Max Anthony 2b	3	1	1	0	0	1	0	1	0	0	0	0	0	0	0	0	0	0	1	0
LAMB DIN Jacob Paul 3b	1	1	1	1	0	0	0	3	0	0	0	0	0	0	0	0	0	2	3	0
MERCER Rayondre cf	4	1	2	1	1	0	0	0	0	0	0	0	0	0	0	0	0	0	0	0
SMITH J'Quann D'Andr lf	4	1	2	0	0	1	0	0	1	0	0	0	0	1	0	0	0	0	0	1
LEBEL Colin p	0	0	0	0	0	0	0	0	0	0	0	0	0	0	0	0	0	0	1	0
MOORE Cameron Lloyd p	0	0	0	0	0	0	0	0	0	0	0	0	0	0	0	0	0	1	0	0
WRIGHT Cameron p	0	0	0	0	0	0	0	0	0	0	0	0	0	0	0	0	0	0	0	0
TAYLOR Edward p	0	0	0	0	0	0	0	0	0	0	0	0	0	0	0	0	0	0	1	0
Totals	27	6	9	5	2	2	1	6	4	0	0	1	2	6	0	1	0	18	10	2

South Africa 8

PLAYER	AB	R	H	BI	2B	3B	HR	BB	SB	CS	HP	SH	SF	SO	IBB	KL	GDP	PO	A	E
NOVEMBER Josh Andre ss	3	1	1	0	0	0	0	1	0	0	0	0	0	0	0	0	0	0	0	0
SCHWARTZ Kyle Nathan 2b	2	2	1	0	0	0	0	1	0	0	1	0	0	0	0	0	0	1	1	0
NOVEMBER Luke c	3	1	2	0	1	0	0	1	0	1	0	0	0	1	0	0	0	4	3	0
GREENSLADE Corbin 1b/p	3	1	0	1	0	0	0	0	0	0	1	0	0	1	0	1	0	7	0	0
GROBLER Ethan dh/1b	2	2	1	1	0	0	0	2	0	0	0	0	0	0	0	0	0	0	0	0
PRETORIUS Darian 3b	4	1	2	3	0	0	0	0	0	0	0	0	0	1	0	1	0	0	1	1
BRICKHILL Tyron Rory cf	3	0	0	0	0	0	0	0	0	0	1	0	0	1	0	0	0	3	0	0
BROOKES Jamie Liam rf	3	0	1	2	0	1	0	0	0	0	0	0	0	1	0	0	0	4	0	0
SCHEFFER Francois Ch lf	3	0	0	0	0	0	0	0	0	0	0	0	0	1	0	0	0	2	0	0
RIFFEL Jared Kyle lf	0	0	0	0	0	0	0	0	0	0	0	0	0	0	0	0	0	0	0	0
TRIBE Joshua Connor p	0	0	0	0	0	0	0	0	0	0	0	0	0	0	0	0	0	0	0	0
MCCLELAND Bryce John p	0	0	0	0	0	0	0	0	0	0	0	0	0	0	0	0	0	0	0	0
Totals	26	8	8	7	1	1	0	5	0	1	3	0	0	6	0	2	0	21	5	1

Great Britain

	IP	H	R	ER	BB	SO	WP	HP	BK	IBB	SH	SF	2B	3B	HR	AB	BF	FO	GO	NP
LEBEL Colin	2.0	2	1	0	1	2	0	0	0	0	0	0	0	0	0	10	11	0	4	48
MOORE Cameron Lloyd	2.0	1	0	0	1	2	0	0	0	0	0	0	1	0	0	6	7	3	0	30
WRIGHT Cameron	0.0	1	3	3	2	0	0	0	0	0	0	0	0	0	1	3	0	0	13	
TAYLOR Edward L,0-2	1.0	4	4	4	0	0	0	2	0	0	0	0	0	1	0	7	9	0	3	26
COLLINS Charlie	1.0	0	0	0	1	2	1	1	0	0	0	0	0	0	0	2	4	0	0	18

South Africa

	IP	H	R	ER	BB	SO	WP	HP	BK	IBB	SH	SF	2B	3B	HR	AB	BF	FO	GO	NP
TRIBE Joshua Connor	4.2	6	4	4	4	4	0	0	0	0	0	1	2	1	1	19	24	9	1	107
MCCLELAND Bryce John W,1-1	1.1	1	1	1	2	1	0	0	0	0	1	1	0	0	0	3	7	1	2	26
GREENSLADE Corbin SV,1	1.0	2	1	1	0	1	0	0	0	0	0	0	0	1	0	5	5	2	0	19

Umpires: HP-Edwin LOUISA (NED), 1B-Li MA (CHN), 2B-Xian XIA (CHN), 3B-Bing XU (CHN)
 Scorers: Xiaoju Sun (CHN), Linda STEIJGER (NED), Juan Cheng (CHN)
 TC: Andrew TODD (AUS), Elpidio SERRANO (CRC)
 Start: 10:00 Time: 2:40 Attendance: 25 Weather: Partly cloudy - 31°C
 Game Notes: None

GAME SUMMARY - RESULTADO DEL JUEGO 32

(SUPER ROUND - SUPER RONDA)



CHINA - KOREA



Korea 7, China 2 - Composite Box Score
 Sep 12, 2024 at Shaoxing City (CHN) (Shaoxing Baseball and Softball Sports Culture Center | Field 1)

 China.....000 000 2 - 2 2 3
 Korea.....002 041 X - 7 9 1

China 2

PLAYER	AB	R	H	BI	2B	3B	HR	BB	SB	CS	HP	SH	SF	SO	IBB	KL	GDP	PO	A	E
ZHU Xudong cf	3	1	1	0	0	0	0	0	0	0	0	0	0	1	0	0	0	0	0	0
HU Tianyuan 2b	3	0	0	0	0	0	0	0	0	0	0	0	0	1	0	0	0	3	2	0
ZHANG Mingxin 1b	3	0	0	0	0	0	0	0	0	0	0	0	0	1	0	0	0	4	0	0
ZHOU Yi c	3	1	0	0	0	0	0	0	0	0	0	0	0	0	0	0	0	3	1	3
ZHANG Aiqi 3b	2	0	0	0	0	0	0	1	0	0	0	0	0	2	0	0	0	2	1	0
LI Yuyang rf	3	0	1	2	0	0	0	0	0	0	0	0	0	2	0	1	0	0	0	0
SONG Yupei pr	0	0	0	0	0	0	0	0	0	0	0	0	0	0	0	0	0	0	0	0
ZHANG Wentao dh	2	0	0	0	0	0	0	0	0	0	0	0	0	1	0	0	0	0	0	0
LIN Keyu ph	1	0	0	0	0	0	0	0	0	0	0	0	0	1	0	0	0	0	0	0
HOU Hangang lf	2	0	0	0	0	0	0	0	0	0	0	0	0	1	0	1	0	2	0	0
WU Qirui ss	2	0	0	0	0	0	0	0	0	0	0	0	0	1	0	0	0	3	2	0
LIN Yujun p	0	0	0	0	0	0	0	0	0	0	0	0	0	0	0	0	0	0	1	0
YI Jian p	0	0	0	0	0	0	0	0	0	0	0	0	0	0	0	0	0	1	1	0
ZHOU Jie p	0	0	0	0	0	0	0	0	0	0	0	0	0	0	0	0	0	0	1	0
FU Huachen p	0	0	0	0	0	0	0	0	0	0	0	0	0	0	0	0	0	0	0	0
DING Shutong p	0	0	0	0	0	0	0	0	0	0	0	0	0	0	0	0	0	0	0	0
Totals	24	2	2	2	0	0	0	1	0	0	0	0	0	11	0	2	0	18	9	3

Korea 7

PLAYER	AB	R	H	BI	2B	3B	HR	BB	SB	CS	HP	SH	SF	SO	IBB	KL	GDP	PO	A	E	
KIM Hyunjong cf	3	2	2	1	0	0	0	1	2	0	0	0	0	0	0	0	0	1	0	0	
LIM Sangwoo cf	0	0	0	0	0	0	0	0	0	0	0	0	0	0	0	0	0	0	1	0	0
JEONG Anseok lf	2	1	1	1	0	0	0	1	1	0	0	0	0	1	0	0	0	0	0	0	
KIM Jinhyun lf	0	0	0	0	0	0	0	1	0	0	0	0	0	0	0	0	0	0	0	0	
JEONG Daeseon 1b	4	1	2	2	0	0	0	0	1	0	0	0	0	0	0	0	0	5	0	0	
KIM Donghyun dh	4	0	0	0	0	0	0	0	0	0	0	0	0	1	0	0	0	0	0	0	
KIM Siang c	2	1	2	1	0	0	0	0	0	0	1	0	0	0	0	0	0	12	0	0	
CHOI Sungmin rf	0	0	0	0	0	0	0	3	0	0	0	0	0	0	0	0	0	0	0	0	
KIM Doohyun ss	2	0	1	1	0	0	0	0	0	0	0	1	0	0	0	0	1	0	1	0	
SONG Hojung 3b	3	1	1	0	0	0	0	0	0	0	0	0	0	1	0	0	0	1	1	0	
HONG Daein 2b	1	1	0	0	0	0	0	1	0	0	0	1	0	0	0	0	0	1	0	0	
CHOI Hyunseok p	0	0	0	0	0	0	0	0	0	0	0	0	0	0	0	0	0	0	1	0	
KIM Baeksan p	0	0	0	0	0	0	0	0	0	0	0	0	0	0	0	0	0	0	0	1	
SONG Jaeyoung p	0	0	0	0	0	0	0	0	0	0	0	0	0	0	0	0	0	0	0	0	
Totals	21	7	9	6	0	0	0	7	4	0	1	2	0	3	0	0	1	21	3	1	

China	IP	H	R	ER	BB	SO	WP	HP	BK	IBB	SH	SF	2B	3B	HR	AB	BF	FO	GO	NP
LIN Yujun L,0-1	2.1	4	2	2	2	1	0	0	0	0	1	0	0	0	0	9	12	2	3	36
YI Jian	0.2	0	0	0	1	0	0	1	0	0	0	0	0	0	0	1	3	1	0	12
ZHOU Jie	1.1	2	3	3	1	0	0	0	0	0	1	0	0	0	0	4	6	2	1	26
FU Huachen	0.2	2	1	1	1	1	0	0	0	0	0	0	0	0	0	4	5	0	1	13
DING Shutong	1.0	1	1	1	2	1	0	0	0	0	0	0	0	0	0	3	5	1	0	22

Korea	IP	H	R	ER	BB	SO	WP	HP	BK	IBB	SH	SF	2B	3B	HR	AB	BF	FO	GO	NP
CHOI Hyunseok W,3-0	6.0	1	1	0	0	9	0	0	0	0	0	0	0	0	0	19	19	6	3	72
KIM Baeksan	0.2	1	1	0	1	1	1	0	0	0	0	0	0	0	0	4	5	1	0	25
SONG Jaeyoung	0.1	0	0	0	0	1	0	0	0	0	0	0	0	0	0	1	1	0	0	5

Umpires: HP-Atsushi DAITO (JPN), 1B-Shao-Wei LIN (TPE), 2B-Mario Cesar VILLAVICENCIO TESISTECO (MEX),
 3B-Shinya TAKAHASHI (JPN)
 Scorers: Stefan Slinger (NED), Fuka NAKAMURA (JPN), Fei ZONG (CHN)
 TC: Megumi KITTA (JPN), Rainer KRANKL (AUT)
 Start: 10:00 Time: 2:06 Attendance: 223 Weather: Partly cloudy - 31°C
 Game Notes: None

GAME SUMMARY - RESULTADO DEL JUEGO 33 (PLACEMENT ROUND - RONDA DE CLASIFICACIÓN)



CHINESE TAIPEI - COLOMBIA



Chinese Taipei 10, Colombia 0 - Composite Box Score
Sep 12, 2024 at Shaoxing City (CHN) (Shaoxing Baseball and Softball Sports Culture Center | Field 2)

Chinese Taipei.....100 030 6 - 10 13 0
Colombia.....000 000 0 - 0 7 0

Chinese Taipei 10

PLAYER	AB	R	H	BI	2B	3B	HR	BB	SB	CS	HP	SH	SF	SO	IBB	KL	GDP	PO	A	E
LIU Chun-Wei ss	2	0	1	0	0	0	0	0	0	1	1	0	0	0	0	0	0	1	2	0
ZHENG Jun-Wei 2b	2	1	1	1	1	0	0	0	0	0	0	0	0	0	0	0	0	0	1	0
CHIU Hsin cf	4	2	2	0	0	0	0	1	0	0	0	0	0	0	0	0	0	0	0	0
TSENG Yu-Ching 2b/ss	4	1	2	2	0	0	0	1	0	0	0	0	0	0	0	0	1	3	2	0
WANG Nian-Hao 3b	4	2	3	2	1	0	0	0	0	0	1	0	0	0	0	0	0	1	3	0
LAI Chun 3b	0	0	0	0	0	0	0	0	0	0	0	0	0	0	0	0	0	0	0	0
LIN Chia-Wei dh	2	1	1	2	1	0	0	2	0	0	0	0	0	0	0	0	0	0	0	0
HUANG Bo-Rui rf	3	1	1	1	0	0	0	1	0	0	0	0	0	2	0	1	0	1	0	0
WANG Shun-Ho lf	4	0	0	0	0	0	0	0	0	0	0	0	2	0	0	0	0	1	1	0
HO Heng-Yu 1b	3	1	2	1	1	0	0	1	0	1	0	0	0	0	0	0	0	7	0	0
CHEN Chiu-Teng c	3	0	0	0	0	0	0	0	0	0	0	0	0	1	0	0	0	5	0	0
HU Meng-Chih ph/c	0	1	0	0	0	0	0	1	0	0	0	0	0	0	0	0	0	2	0	0
HUANG Zi-Hao p	0	0	0	0	0	0	0	0	0	0	0	0	0	0	0	0	0	0	0	0
CHEN Pin-Hong p	0	0	0	0	0	0	0	0	0	0	0	0	0	0	0	0	0	0	1	0
YIN Po-Huai p	0	0	0	0	0	0	0	0	0	0	0	0	0	0	0	0	0	0	0	0
Totals	31	10	13	9	4	0	0	7	0	2	2	0	0	5	0	1	1	21	10	0

Colombia 0

PLAYER	AB	R	H	BI	2B	3B	HR	BB	SB	CS	HP	SH	SF	SO	IBB	KL	GDP	PO	A	E
ARROYO PADILLA Carlo 2b	2	0	1	0	0	0	0	0	0	0	0	0	0	0	0	0	0	2	1	0
MARTINEZ CANTILLO An ph/2b	2	0	1	0	0	0	0	0	0	0	0	0	0	0	0	0	0	1	1	0
QUINTANA AVILA Guill c	3	0	1	0	0	0	0	0	0	0	0	0	0	0	0	0	1	5	2	0
BORRERO BRICENO Dari 1b	3	0	0	0	0	0	0	0	0	0	0	0	0	1	0	0	0	5	1	0
PUERTA CHAVEZ Jorge lf	3	0	1	0	0	0	0	0	0	0	0	0	0	0	0	0	0	2	0	0
GARCIA ARDILLA Juan dh	2	0	1	0	0	0	0	0	0	0	1	0	0	0	0	0	0	0	0	0
VILLAFANE MURILLO An rf	2	0	0	0	0	0	0	0	0	0	0	0	0	1	0	0	0	0	0	0
ARMAS ROMERO Gustavo ph/rf	1	0	0	0	0	0	0	0	0	0	0	0	0	1	0	1	0	0	0	0
BELTRAN MENDOZA Nola ss	1	0	1	0	0	0	0	1	1	0	0	0	0	0	0	0	0	1	0	0
SEPULVEDA SARMIENTO cf	1	0	0	0	0	0	0	0	0	0	0	0	0	1	0	0	0	0	0	0
JARABA LORDUY Branly 3b	3	0	0	0	0	0	0	0	0	0	0	0	0	3	0	0	0	3	1	0
HENAO ORTEGA Jean Pi cf/ss	3	0	1	0	0	0	0	0	0	0	0	0	0	0	0	0	0	1	1	0
GARCES VILLA Jose Ga p	0	0	0	0	0	0	0	0	0	0	0	0	0	0	0	0	0	0	0	0
DIAZ BELTRAN Cristia p	0	0	0	0	0	0	0	0	0	0	0	0	0	0	0	0	0	1	2	0
MALDONADO MOSQUERA N p	0	0	0	0	0	0	0	0	0	0	0	0	0	0	0	0	0	0	0	0
CEDENO TAPIAS Ruben p	0	0	0	0	0	0	0	0	0	0	0	0	0	0	0	0	0	0	1	0
GOMEZ OCAMPO Kevin A p	0	0	0	0	0	0	0	0	0	0	0	0	0	0	0	0	0	0	0	0
Totals	26	0	7	0	0	0	0	1	1	0	1	0	0	7	0	1	1	21	10	0

Chinese Taipei	IP	H	R	ER	BB	SO	WP	HP	BK	IBB	SH	SF	2B	3B	HR	AB	BF	FO	GO	NP
HUANG Zi-Hao W,1-0	5.0	4	0	0	1	4	1	1	0	0	0	0	0	0	0	18	20	4	6	74
CHEN Pin-Hong	1.0	2	0	0	0	1	0	0	0	0	0	0	0	0	0	4	4	0	1	21
YIN Po-Huai	1.0	1	0	0	0	2	0	0	0	0	0	0	0	0	0	4	4	0	1	15

Colombia	IP	H	R	ER	BB	SO	WP	HP	BK	IBB	SH	SF	2B	3B	HR	AB	BF	FO	GO	NP
GARCES VILLA Jose Ga L,0-2	0.1	0	1	1	2	0	0	2	0	0	0	0	0	0	0	0	4	0	0	16
DIAZ BELTRAN Cristia	3.2	3	0	0	1	4	0	0	0	0	0	0	0	0	0	13	14	1	5	55
MALDONADO MOSQUERA N	0.1	4	3	3	1	0	0	0	0	0	0	0	2	0	0	5	6	1	0	24
CEDENO TAPIAS Ruben	2.0	4	5	5	3	1	0	0	0	0	0	0	1	0	0	9	12	2	2	49
GOMEZ OCAMPO Kevin A	0.2	2	1	1	0	0	0	0	0	0	0	0	1	0	0	4	4	2	0	13

Umpires: HP-Won Jung Park (KOR), 1B-Xian XIA (CHN), 2B-Tianyi WANG (CHN), 3B-Li MA (CHN)
Scorers: Xiaoju Sun (CHN), Linda STEIJGER (NED), Juan Cheng (CHN)
TC: Andrew TODD (AUS), Jun PENG (CHN)
Start: 14:30 Time: 2:28 Attendance: 70 Weather: Sunny - 33°C
Game Notes: None

GAME SUMMARY - RESULTADO DEL JUEGO 34 (PLACEMENT ROUND - RONDA DE CLASIFICACIÓN)



NETHERLANDS - AUSTRALIA



Netherlands 3, Australia 2 - Composite Box Score
Sep 12, 2024 at Shaoxing City (CHN) (Shaoxing Baseball and Softball Sports Culture Center | Field 1)

Netherlands.....000 030 0 - 3 4 1
Australia.....000 100 1 - 2 4 0

Netherlands 3

PLAYER	AB	R	H	BI	2B	3B	HR	BB	SB	CS	HP	SH	SF	SO	IBB	KL	GDP	PO	A	E
JOSEPHA Jakey cf	3	0	0	0	0	0	0	1	0	0	0	0	0	2	0	0	0	1	0	0
ANTONIA Donovan 2b	1	0	0	1	0	0	0	2	0	1	0	0	0	0	0	0	0	2	5	1
COLLINS Darryl dh	3	0	0	0	0	0	0	0	0	0	0	0	0	1	0	0	0	0	0	0
KUIJPER Sem c	3	0	1	0	0	0	0	0	0	0	0	0	0	1	0	0	0	3	0	0
VAN BORKULO Jair 1b	3	0	0	0	0	0	0	0	0	0	0	0	0	2	0	2	0	6	0	0
TOMSJANSEN Rushenten rf	3	1	1	0	1	0	0	0	0	0	0	0	0	1	0	1	0	4	0	0
RUBEN Marnix lf	2	1	0	0	0	0	0	1	0	0	0	0	0	1	0	0	0	4	0	0
MARLIN Gedionne ss	3	1	1	2	0	0	0	0	0	0	0	0	0	0	0	0	0	0	2	0
LEGITO Raydley 3b	3	0	1	0	0	0	0	0	0	1	0	0	0	1	0	0	0	0	0	0
FARLEY Dylan p	0	0	0	0	0	0	0	0	0	0	0	0	0	0	0	0	0	0	0	0
VIJFVINKEL Pim p	0	0	0	0	0	0	0	0	0	0	0	0	0	0	0	0	0	1	1	0
VAN DER LELIE Jelle p	0	0	0	0	0	0	0	0	0	0	0	0	0	0	0	0	0	0	0	0
Totals	24	3	4	3	1	0	0	4	0	2	0	0	0	9	0	3	0	21	8	1

Australia 2

PLAYER	AB	R	H	BI	2B	3B	HR	BB	SB	CS	HP	SH	SF	SO	IBB	KL	GDP	PO	A	E
MAGUIRE Solomon cf	4	0	0	0	0	0	0	0	0	0	0	0	0	1	0	0	0	3	0	0
STEVENS Jo 3b	3	0	0	0	0	0	0	1	0	0	0	0	0	0	0	0	0	0	0	0
BURKE Chris lf	4	0	0	0	0	0	0	0	0	0	0	0	0	0	0	0	0	1	0	0
CAVILL Blake 1b	1	1	0	0	0	0	0	0	0	0	2	0	0	0	0	0	0	5	1	0
SKINNER Zakary c	3	0	0	0	0	0	0	0	0	0	0	0	0	0	0	0	0	8	1	0
RAE Jaylin rf	2	0	0	0	0	0	0	1	0	0	0	0	0	0	0	0	0	1	0	0
COOKE Bailey-Jay Mal ss	3	1	2	0	1	0	0	0	0	0	0	0	0	1	0	1	0	1	2	0
ARMSTRONG Byron dh	1	0	0	0	0	0	0	0	0	0	0	0	0	0	0	0	0	0	0	0
SKEPTON Alexander ph/dh	2	0	1	0	0	0	0	0	0	0	0	0	0	0	0	0	0	0	0	0
NICOLETTO Cayden pr	0	0	0	0	0	0	0	0	0	0	0	0	0	0	0	0	0	0	0	0
FIERENZI Benjamin 2b	3	0	1	1	0	0	0	0	0	0	0	0	0	0	0	0	0	2	3	0
HALL Kieren p	0	0	0	0	0	0	0	0	0	0	0	0	0	0	0	0	0	0	0	0
THARLE Stuart p	0	0	0	0	0	0	0	0	0	0	0	0	0	0	0	0	0	0	0	0
MORGAN Cooper p	0	0	0	0	0	0	0	0	0	0	0	0	0	0	0	0	0	0	0	0
MYLES Conor p	0	0	0	0	0	0	0	0	0	0	0	0	0	0	0	0	0	0	1	0
Totals	26	2	4	1	1	0	0	2	0	0	2	0	0	2	0	1	0	21	8	0

Netherlands	IP	H	R	ER	BB	SO	WP	HP	BK	IBB	SH	SF	2B	3B	HR	AB	BF	FO	GO	NP
FARLEY Dylan	3.0	1	1	0	2	0	0	2	0	0	0	0	0	0	0	11	15	6	3	57
VIJFVINKEL Pim W,1-0	3.0	2	1	1	0	1	0	0	0	0	0	0	1	0	0	11	11	4	4	39
VAN DER LELIE Jelle SV,2	1.0	1	0	0	0	1	0	0	0	0	0	0	0	0	0	4	4	1	1	17

Australia	IP	H	R	ER	BB	SO	WP	HP	BK	IBB	SH	SF	2B	3B	HR	AB	BF	FO	GO	NP
HALL Kieren L,0-1	4.2	1	2	2	2	5	0	0	0	0	0	0	1	0	0	14	16	3	5	58
THARLE Stuart	0.0	1	1	1	0	1	1	0	0	0	0	0	0	0	0	2	2	0	1	6
MORGAN Cooper	0.1	0	0	0	2	1	0	0	0	0	0	0	0	0	0	1	3	0	0	20
MYLES Conor	2.0	2	0	0	0	2	0	0	0	0	0	0	0	0	0	7	7	3	0	26

Umpires: HP-Shinya TAKAHASHI (JPN), 1B-Jeffrey Alan SPISAK (USA), 2B-Yu-Chun WEN (TPE), 3B-Atsushi DAITO (JPN)
 Scorers: Cindy CHAN (HKG), Shuai Xing (CHN), Ying CHEN (CHN)
 TC: Megumi KITTA (JPN), Qingfeng XUE (CHN)
 Start: 14:30 Time: 2:15 Attendance: 271 Weather: Sunny - 33°C
 Game Notes: None

GAME SUMMARY - RESULTADO DEL JUEGO 35

(SUPER ROUND - SUPER RONDA)



PUERTO RICO - NICARAGUA



Puerto Rico 1, Nicaragua 0 - Composite Box Score
 Sep 12, 2024 at Shaoxing City (CHN) (Shaoxing Baseball and Softball Sports Culture Center | Field 2)

Puerto Rico.....000 000 1 - 1 3 0
 Nicaragua.....000 000 0 - 0 3 0

Puerto Rico 1

PLAYER	AB	R	H	BI	2B	3B	HR	BB	SB	CS	HP	SH	SF	SO	IBB	KL	GDP	PO	A	E
VILLEGAS ROSADO Edga cf	2	0	1	0	0	0	0	1	1	0	0	0	0	1	0	0	0	2	0	0
DIAZ MORALES Randal ss	3	0	0	0	0	0	0	0	0	0	0	0	0	1	0	1	0	0	1	0
FELIX MORALES Edrick 3b	3	0	0	0	0	0	0	0	0	0	0	0	0	2	0	0	0	0	2	0
GONZALEZ CARILLO Lui lb	3	0	1	0	0	0	0	0	0	0	0	0	0	2	0	1	0	6	0	0
FIGUEROA OTERO Danie pr/lb	0	1	0	0	0	0	0	0	0	0	0	0	0	0	0	0	0	1	0	0
MONTES TORRES John A dh	2	0	0	0	0	0	0	0	0	0	1	0	1	0	0	0	0	0	0	0
HERNANDEZ ESTEVEZ Lu c	2	0	1	1	0	0	0	0	0	0	1	0	0	0	0	0	0	10	1	0
TORRES ADORNO Osvald lf	2	0	0	0	0	0	0	1	0	0	0	0	0	0	1	0	0	1	0	0
FELICIANO LOPEZ Jand rf	2	0	0	0	0	0	0	0	0	0	0	0	1	0	0	0	0	0	0	0
TORRES RODRIGUEZ Gil ph/rf	1	0	0	0	0	0	0	0	0	0	0	0	0	0	0	0	0	0	0	0
ORTIZ CEBALLOS Janke 2b	3	0	0	0	0	0	0	0	0	0	0	0	0	0	0	0	0	1	1	0
LABOY MELENDEZ Jorha p	0	0	0	0	0	0	0	0	0	0	0	0	0	0	0	0	0	0	0	0
RIVERA NUNEZ Luis An p	0	0	0	0	0	0	0	0	0	0	0	0	0	0	0	0	0	0	0	0
Totals	23	1	3	1	0	0	0	2	1	0	1	1	0	8	1	2	0	21	5	0

Nicaragua 0

PLAYER	AB	R	H	BI	2B	3B	HR	BB	SB	CS	HP	SH	SF	SO	IBB	KL	GDP	PO	A	E
BRITTON Darren cf	3	0	0	0	0	0	0	0	0	0	0	0	0	1	0	1	0	0	0	0
MATAMOROS Odlanyer 2b	3	0	1	0	0	0	0	0	0	0	0	0	0	0	0	0	0	2	3	0
CASTRO Edmerson lf	2	0	1	0	0	0	0	0	0	1	0	0	0	0	0	0	0	1	0	0
LEYTON Roger ph	1	0	0	0	0	0	0	0	0	0	0	0	0	0	0	0	0	0	0	0
BENNETT Godwin dh	2	0	0	0	0	0	0	1	0	0	0	0	0	2	0	2	0	0	0	0
LOAISIGA Derek pr	0	0	0	0	0	0	0	0	0	0	0	0	0	0	0	0	0	0	0	0
TRUJILLO Emanuel lb	3	0	1	0	1	0	0	0	0	0	0	0	0	1	0	0	0	6	0	0
SINCLAIR Joey 3b	2	0	0	0	0	0	0	0	0	0	0	0	0	2	0	0	0	0	2	0
ABURTO Enmanuel ph	0	0	0	0	0	0	0	0	0	0	1	0	0	0	0	0	0	0	0	0
TOBAL Fardy pr	0	0	0	0	0	0	0	0	0	0	0	0	0	0	0	0	0	0	0	0
GONZALEZ Luis c	3	0	0	0	0	0	0	0	0	0	0	0	0	1	0	0	0	8	0	0
MORENO Cristhian ss	2	0	0	0	0	0	0	0	0	0	0	0	0	1	0	0	0	1	3	0
ORTEGA Junior rf	2	0	0	0	0	0	0	0	0	0	0	0	0	1	0	0	0	3	0	0
ZAPATA Axel p	0	0	0	0	0	0	0	0	0	0	0	0	0	0	0	0	0	0	1	0
TORRES Bryan p	0	0	0	0	0	0	0	0	0	0	0	0	0	0	0	0	0	0	2	0
Totals	23	0	3	0	1	0	0	1	0	1	1	0	0	9	0	3	0	21	11	0

Puerto Rico		IP	H	R	ER	BB	SO	WP	HP	BK	IBB	SH	SF	2B	3B	HR	AB	BF	FO	GO	NP
LABOY MELENDEZ Jorha	W,2-0	6.1	3	0	0	1	8	0	0	0	0	0	0	1	0	0	21	22	6	4	84
RIVERA NUNEZ Luis An	SV,1	0.2	0	0	0	0	1	0	1	0	0	0	0	0	0	0	2	3	1	0	10

Nicaragua		IP	H	R	ER	BB	SO	WP	HP	BK	IBB	SH	SF	2B	3B	HR	AB	BF	FO	GO	NP
ZAPATA Axel	L,1-1	6.0	2	1	1	1	8	0	1	0	0	0	0	0	0	0	20	22	3	7	72
TORRES Bryan		1.0	1	0	0	1	0	1	0	0	1	1	0	0	0	0	3	5	1	2	10

Umpires: HP-Mayer Carrillo GILBERTO (MEX), 1B-Won Jung Park (KOR), 2B-Bing XU (CHN),
 3B-Edwin LOUISA (NED)
 Scorers: Fuka NAKAMURA (JPN), Stefan Slinger (NED), Fei ZONG (CHN)
 TC: Elpidio SERRANO (CRC), Qingfeng XUE (CHN)
 Start: 19:00 Time: 1:44 Attendance: 59 Weather: Clear - 31°C
 Game Notes: None

GAME SUMMARY - RESULTADO DEL JUEGO 36

(SUPER ROUND - SUPER RONDA)



VENEZUELA - JAPAN



Japan 5, Venezuela 1 - Composite Box Score
 Sep 12, 2024 at Shaoxing City (CHN) (Shaoxing Baseball and Softball Sports Culture Center | Field 1)

Venezuela.....010 000 0 - 1 2 1
 Japan.....002 300 X - 5 7 0

Venezuela 1

PLAYER	AB	R	H	BI	2B	3B	HR	BB	SB	CS	HP	SH	SF	SO	IBB	KL	GDP	PO	A	E
CASTILLO BORJAS Dani ss	3	0	0	0	0	0	0	0	0	0	0	0	0	1	0	0	0	0	1	0
CASTILLO SALAS Lewis cf	3	0	0	0	0	0	0	0	0	0	0	0	0	1	0	0	0	1	0	0
BONACI MARIN Brainer 3b	3	0	0	0	0	0	0	0	0	0	0	0	0	1	0	0	0	0	2	1
MARTINEZ HENRRIQUEZ 2b	3	1	1	0	0	0	0	0	0	0	0	0	0	1	0	1	0	1	2	0
PENA NAVAS Alexander 1b	2	0	0	0	0	0	0	0	0	0	0	1	0	2	0	1	0	7	0	0
IDROGO SANABRIA Cesa rf	2	0	1	1	0	0	0	0	0	0	0	0	0	0	0	0	0	1	0	0
RIVERO MARTINEZ Giov c	2	0	0	0	0	0	0	0	0	0	0	0	0	1	0	0	0	8	0	0
HERNANDEZ REINOSA Lu lf	2	0	0	0	0	0	0	0	0	0	0	0	0	0	0	0	0	0	0	0
NUNEZ DIAZ Moises En dh	2	0	0	0	0	0	0	0	0	0	0	0	0	2	0	0	0	0	0	0
MEDINA ESTANGA Braya p	0	0	0	0	0	0	0	0	0	0	0	0	0	0	0	0	0	0	0	0
FERMIN ACOSTA Cristi p	0	0	0	0	0	0	0	0	0	0	0	0	0	0	0	0	0	0	0	0
LUGO RODRIGUEZ Leona p	0	0	0	0	0	0	0	0	0	0	0	0	0	0	0	0	0	0	0	0
GUZMAN AGUILAR Jose p	0	0	0	0	0	0	0	0	0	0	0	0	0	0	0	0	0	0	1	0
Totals	22	1	2	1	0	0	0	0	0	0	0	1	0	9	0	2	0	18	6	1

Japan 5

PLAYER	AB	R	H	BI	2B	3B	HR	BB	SB	CS	HP	SH	SF	SO	IBB	KL	GDP	PO	A	E
YAMADA Takuya 2b/ss	3	1	1	1	1	0	0	1	0	0	0	0	0	1	0	1	0	0	0	0
IMAZATO Ryo 1b	1	0	0	0	0	0	0	3	0	0	0	0	0	1	0	0	0	9	0	0
MURAKAMI Yuichiro rf	4	1	1	1	0	0	1	0	0	0	0	0	0	0	0	0	1	0	0	0
NOGUCHI Taishi dh	0	1	0	0	0	0	0	4	1	0	0	0	0	0	0	0	0	0	0	0
TAKAHASHI Takanori 3b	3	0	0	0	0	0	0	0	0	0	1	0	0	3	0	0	0	0	2	0
AIBA Kanta ss	2	0	1	2	1	0	0	0	0	0	1	0	0	1	0	0	0	0	1	0
TAURA Yusuke 2b	1	0	0	0	0	0	0	0	0	0	0	0	0	1	0	0	0	0	3	0
NISHIMURA Shinnosuke cf	3	0	0	0	0	0	0	0	0	0	0	0	0	1	0	1	0	0	0	0
HAYASHI Takuma ph	1	0	0	0	0	0	0	0	0	0	0	0	0	0	0	0	0	0	0	0
URA Kazuhiro lf	0	0	0	0	0	0	0	0	0	0	0	0	0	0	0	0	0	0	0	0
ARIMA Ryo c	3	1	1	0	0	0	0	0	0	0	0	0	0	0	0	0	0	12	0	0
YOSHIKAWA Kaito lf/cf	3	1	3	1	2	0	0	0	1	0	0	0	0	0	0	0	0	0	0	0
TANIWAKI Koki p	0	0	0	0	0	0	0	0	0	0	0	0	0	0	0	0	0	0	1	0
MATSUDA Kento p	0	0	0	0	0	0	0	0	0	0	0	0	0	0	0	0	0	0	0	0
HAYASHIDA Yuto p	0	0	0	0	0	0	0	0	0	0	0	0	0	0	0	0	0	0	0	0
Totals	24	5	7	5	4	0	1	8	2	0	2	0	0	8	0	2	1	21	7	0

Venezuela	IP	H	R	ER	BB	SO	WP	HP	BK	IBB	SH	SF	2B	3B	HR	AB	BF	FO	GO	NP
MEDINA ESTANGA Braya L,0-2	2.2	3	2	2	4	5	1	0	0	0	0	0	1	0	1	11	15	2	1	65
FERMIN ACOSTA Cristi	0.1	3	3	3	0	0	0	0	0	0	0	0	2	0	0	4	4	0	1	19
LUGO RODRIGUEZ Leona	0.2	0	0	0	2	0	0	2	0	0	0	0	0	0	0	1	5	0	1	18
GUZMAN AGUILAR Jose	2.1	1	0	0	2	3	0	0	0	0	0	0	1	0	0	8	10	0	4	41

Japan	IP	H	R	ER	BB	SO	WP	HP	BK	IBB	SH	SF	2B	3B	HR	AB	BF	FO	GO	NP
TANIWAKI Koki W,1-1	5.0	2	1	1	0	6	0	0	0	0	1	0	0	0	0	16	17	5	4	67
MATSUDA Kento	1.0	0	0	0	0	2	0	0	0	0	0	0	0	0	0	3	3	0	1	9
HAYASHIDA Yuto	1.0	0	0	0	0	1	0	0	0	0	0	0	0	0	0	3	3	0	2	8

Umpires: HP-Jeffrey Alan SPISAK (USA), 1B-Mario Cesar VILLAVICENCIO TESISTECO (MEX),
 2B-Shao-Wei LIN (TPE), 3B-Yu-Chun WEN (TPE)
 Scorers: Cindy CHAN (HKG), Shuai Xing (CHN), Ying CHEN (CHN)
 TC: Rainer KRANKL (AUT), Jun PENG (CHN)
 Start: 19:00 Time: 2:14 Attendance: 356 Weather: Clear - 31°C
 Game Notes: None

GAME SUMMARY - RESULTADO DEL JUEGO 37 (PLACEMENT ROUND - RONDA DE CLASIFICACIÓN)



GREAT BRITAIN - NETHERLANDS



Great Britain 2, Netherlands 1 - Composite Box Score
Sep 13, 2024 at Shaoxing City (CHN) (Shaoxing Baseball and Softball Sports Culture Center | Field 2)

```
-----
Great Britain.....000 200 0 - 2 2 0
Netherlands.....001 000 0 - 1 7 1
-----
```

Great Britain 2

PLAYER	AB	R	H	BI	2B	3B	HR	BB	SB	CS	HP	SH	SF	SO	IBB	KL	GDP	PO	A	E
CLARK Wallace Ramsey ss	3	0	0	0	0	0	0	1	0	0	0	0	0	0	0	0	0	2	2	0
COLLINS Charlie lf	4	0	0	0	0	0	0	0	0	0	0	0	0	1	0	0	1	1	0	0
STOCKMAN Tucker dh	2	0	0	0	0	0	0	0	0	0	1	0	0	0	0	0	0	0	0	0
WARD Matthew c	2	0	0	0	0	0	0	1	0	0	0	0	0	1	0	1	0	8	2	0
QUINN-IRONS James Ca rf	2	1	1	0	1	0	0	1	0	0	0	0	0	0	0	0	0	1	0	0
VIERA Max Anthony 2b	2	1	0	0	0	0	0	0	0	0	1	0	1	0	0	0	0	0	2	0
LAMBDIN Jacob Paul 3b	2	0	0	0	0	0	0	1	0	0	0	0	0	0	0	0	0	1	0	0
MERCER Rayondre cf	1	0	0	1	0	0	0	1	0	0	0	0	1	0	0	0	0	0	0	0
FLAHERTY Michael Jam 1b	3	0	1	0	0	0	0	0	0	0	0	0	0	0	0	0	0	8	0	0
SOHOSKY Zac p	0	0	0	0	0	0	0	0	0	0	0	0	0	0	0	0	0	0	3	0
Totals	21	2	2	1	1	0	0	5	0	0	1	1	1	3	0	1	1	21	9	0

Netherlands 1

PLAYER	AB	R	H	BI	2B	3B	HR	BB	SB	CS	HP	SH	SF	SO	IBB	KL	GDP	PO	A	E
JOSEPHA Jakey cf	3	0	1	0	0	0	0	1	1	1	0	0	0	1	0	0	0	2	0	0
ANTONIA Donovan 2b	2	0	1	0	0	0	0	0	0	0	0	0	0	0	0	0	0	1	0	0
MELFOR Tilsaimy 3b	1	0	0	0	0	0	0	0	0	0	0	0	0	1	0	0	0	1	2	1
PITERNELLA Ruendrick ph	0	0	0	0	0	0	0	1	0	0	0	0	0	0	0	0	0	0	0	0
KUIJPER Sem dh	4	0	1	0	0	0	0	0	0	0	0	0	0	2	0	0	0	0	0	0
VAN BORKULO Jair c	3	0	0	0	0	0	0	0	0	0	0	0	0	2	0	0	0	3	0	0
TOMSJANSEN Rushenten rf	2	0	2	0	0	0	0	1	1	0	0	0	0	0	0	0	0	1	0	0
JAKOBUS Marvin 1b	2	0	0	0	0	0	0	1	0	0	0	0	0	2	0	1	0	8	1	0
RUBEN Marnix lf	3	0	1	0	0	0	0	0	0	0	0	0	0	0	0	0	0	0	0	0
MARLIN Gedionne ss	2	1	1	1	0	0	1	0	0	0	1	0	1	0	0	0	0	4	2	0
LEGITO Raydley 3b/2b	3	0	0	0	0	0	0	0	0	0	0	0	0	0	0	0	0	0	2	0
STUART Chris p	0	0	0	0	0	0	0	0	0	0	0	0	0	0	0	0	0	0	0	0
DE GRAAUW Gio p	0	0	0	0	0	0	0	0	0	0	0	0	0	0	0	0	0	0	0	0
CASIMIRI Jiorgeny p	0	0	0	0	0	0	0	0	0	0	0	0	0	0	0	0	0	1	0	0
Totals	25	1	7	1	0	0	1	4	2	1	0	1	0	9	0	1	0	21	7	1

Great Britain	IP	H	R	ER	BB	SO	WP	HP	BK	IBB	SH	SF	2B	3B	HR	AB	BF	FO	GO	NP
SOHOSKY Zac W,1-1	7.0	7	1	1	4	9	0	0	0	0	1	0	0	0	1	25	30	3	7	134

Netherlands	IP	H	R	ER	BB	SO	WP	HP	BK	IBB	SH	SF	2B	3B	HR	AB	BF	FO	GO	NP
STUART Chris	1.1	1	0	0	3	1	0	0	0	0	0	0	1	0	0	4	7	0	2	25
DE GRAAUW Gio L,0-1	2.2	1	2	0	1	2	0	1	0	0	1	1	0	0	0	8	12	5	1	54
CASIMIRI Jiorgeny	3.0	0	0	0	1	0	0	0	0	0	0	0	0	0	0	9	10	5	4	29

Umpires: HP-Tianyi WANG (CHN), 1B-Won Jung Park (KOR), 2B-Shao-Wei LIN (TPE), 3B-Bing XU (CHN)
 Scorers: Xiaoju SUN (CHN), Cindy CHAN (HKG), Juan CHENG (CHN)
 TC: Elpidio SERRANO (CRC), Jun PENG (CHN)
 Start: 10:00 Time: 2:10 Attendance: 33 Weather: Sunny - 31°C
 Game Notes: None

GAME SUMMARY - RESULTADO DEL JUEGO 38 (PLACEMENT ROUND - RONDA DE CLASIFICACIÓN)



SOUTH AFRICA - COLOMBIA



Colombia 12, South Africa 3 - Composite Box Score
Sep 13, 2024 at Shaoxing City (CHN) (Shaoxing Baseball and Softball Sports Culture Center | Field 1)

South Africa.....000 300 0 - 3 5 2
Colombia.....504 120 X - 12 8 0

South Africa 3

PLAYER	AB	R	H	BI	2B	3B	HR	BB	SB	CS	HP	SH	SF	SO	IBB	KL	GDP	PO	A	E
NOVEMBER Josh Andre ss	3	0	2	1	0	0	0	1	0	0	0	0	0	1	0	1	0	1	1	0
SCHWARTZ Kyle Nathan 2b	4	0	0	0	0	0	0	0	0	0	0	0	0	1	0	0	1	3	2	2
NOVEMBER Luke dh	4	0	1	0	0	0	0	0	0	0	0	0	0	0	0	0	0	0	0	0
GROBLER Ethan lb	2	1	0	0	0	0	0	0	0	0	1	0	0	0	0	0	0	5	0	0
GREENSLADE Corbin ph	1	0	0	0	0	0	0	0	0	0	0	0	0	0	0	0	0	0	0	0
PRETORIUS Darian 3b	3	1	1	2	0	0	1	1	0	0	0	0	0	1	0	0	0	0	3	0
COCKRELL Creedon c	0	1	0	0	0	0	0	2	0	0	0	0	0	0	0	0	0	1	0	0
MARITZ Ruan c	1	0	0	0	0	0	0	1	0	0	0	0	0	0	0	0	0	0	0	0
QUANTOI Chad Matthew lf/rf	2	0	0	0	0	0	0	0	0	1	0	0	1	0	1	0	2	0	0	0
PIETERSE Cullen Jerr rf	0	0	0	0	0	0	0	0	0	0	0	0	0	0	0	0	0	0	0	0
BROOKES Jamie Liam rf	2	0	0	0	0	0	0	0	0	0	0	0	0	2	0	1	0	0	0	0
JAPHTA Alex lf	1	0	0	0	0	0	0	0	0	0	0	0	1	0	0	0	0	1	0	0
RIFFEL Jared Kyle cf	2	0	1	0	0	0	0	1	0	0	0	0	0	0	0	0	0	4	0	0
COSTIGAN Kevin p	0	0	0	0	0	0	0	0	0	0	0	0	0	0	0	0	0	0	0	0
HOFFMANN Cuan Raymon p	0	0	0	0	0	0	0	0	0	0	0	0	0	0	0	0	0	1	0	0
BRICKHILL Tyron Rory p	0	0	0	0	0	0	0	0	0	0	0	0	0	0	0	0	0	0	0	0
KRIEK Marcus Christi p	0	0	0	0	0	0	0	0	0	0	0	0	0	0	0	0	0	0	0	0
Totals	25	3	5	3	0	0	1	6	0	0	2	0	0	7	0	3	1	18	6	2

Colombia 12

PLAYER	AB	R	H	BI	2B	3B	HR	BB	SB	CS	HP	SH	SF	SO	IBB	KL	GDP	PO	A	E
ARROYO PADILLA Carlo 2b	4	0	0	0	0	0	0	1	0	0	0	0	0	0	0	0	0	2	2	0
QUINTANA AVILA Guill c	1	1	0	1	0	0	0	1	0	0	0	0	1	0	0	0	0	4	0	0
ARMAS ROMERO Gustavo lf	1	0	0	0	0	0	0	1	0	0	0	0	0	0	0	0	0	0	0	0
BORRERO BRICENO Dari lb	4	2	2	0	0	0	0	1	0	0	0	0	0	0	0	0	0	4	1	0
PUERTA CHAVEZ Jorge lf/c	4	2	1	0	0	0	0	1	0	0	0	0	0	0	0	0	0	4	0	0
GARCIA ARDILLA Juan dh	4	0	1	2	1	0	0	0	0	0	0	0	1	0	0	0	0	0	0	0
MARTINEZ CANTILLO An 3b	1	3	0	1	0	0	0	3	0	0	0	0	0	0	0	0	0	0	1	0
VILLAFANE MURILLO An rf	3	2	1	2	0	0	0	1	0	0	0	0	0	0	0	0	0	2	0	0
BELTRAN MENDOZA Nola ss	2	1	1	3	1	0	0	2	0	0	0	0	0	0	0	0	0	2	2	0
HENAO ORTEGA Jean Pi cf	3	1	2	3	1	0	0	1	0	0	0	0	0	0	0	0	0	2	0	0
RUMBOS ALVAREZ Manue p	0	0	0	0	0	0	0	0	0	0	0	0	0	0	0	0	0	0	0	0
BURGOS BERDUGO David p	0	0	0	0	0	0	0	0	0	0	0	0	0	0	0	0	0	0	0	0
MEZA GOMEZ Carlos Ar p	0	0	0	0	0	0	0	0	0	0	0	0	0	0	0	0	0	1	0	0
Totals	27	12	8	12	3	0	0	12	0	0	0	0	1	1	0	0	0	21	6	0

South Africa	IP	H	R	ER	BB	SO	WP	HP	BK	IBB	SH	SF	2B	3B	HR	AB	BF	FO	GO	NP
COSTIGAN Kevin L,0-1	1.0	1	5	0	5	1	0	0	0	0	0	0	0	0	0	5	10	1	2	36
HOFFMANN Cuan Raymon	2.0	3	4	3	2	0	1	0	0	0	0	1	2	0	0	9	12	4	3	44
BRICKHILL Tyron Rory	2.0	3	3	2	3	0	2	0	0	0	0	0	1	0	0	9	12	3	3	57
KRIEK Marcus Christi	1.0	1	0	0	2	0	0	0	0	0	0	0	0	0	0	4	6	3	0	26

Colombia	IP	H	R	ER	BB	SO	WP	HP	BK	IBB	SH	SF	2B	3B	HR	AB	BF	FO	GO	NP
RUMBOS ALVAREZ Manue	3.0	1	0	0	2	4	0	0	0	0	0	0	0	0	0	10	12	4	1	50
BURGOS BERDUGO David	0.1	2	3	3	2	1	0	2	0	0	0	0	0	0	1	3	7	0	0	32
MEZA GOMEZ Carlos Ar W,1-0	3.2	2	0	0	2	2	0	0	0	0	0	0	0	0	0	12	14	4	4	54

Umpires: HP-Yu-Chun WEN (TPE), 1B-Edwin LOUISA (NED), 2B-Li MA (CHN), 3B-Atsushi DAITO (JPN)
Scorers: Fuka NAKAMURA (JPN), Linda STEIJGER (NED), Fei ZONG (CHN)
TC: Rainer KRANKL (AUT), Qingfeng XUE (CHN)
Start: 10:00 Time: 2:23 Attendance: 63 Weather: Sunny - 30°C
Game Notes: None

GAME SUMMARY - RESULTADO DEL JUEGO 39 (PLACEMENT ROUND - RONDA DE CLASIFICACIÓN)



CHINESE TAIPEI - AUSTRALIA



Chinese Taipei 4, Australia 3 - Composite Box Score
Sep 13, 2024 at Shaoxing City (CHN) (Shaoxing Baseball and Softball Sports Culture Center | Field 2)

Chinese Taipei.....040 000 0 - 4 5 0
Australia.....010 020 0 - 3 6 0

Chinese Taipei 4

PLAYER	AB	R	H	BI	2B	3B	HR	BB	SB	CS	HP	SH	SF	SO	IBB	KL	GDP	PO	A	E
LIU Chun-Wei ss	4	0	1	1	0	0	0	0	0	0	0	0	0	1	0	0	0	0	1	0
CHIU Hsin cf	2	0	0	0	0	0	0	2	0	1	0	0	0	1	0	1	0	0	0	0
TSENG Yu-Ching 2b	2	0	1	0	0	1	0	0	0	0	0	0	0	1	0	0	0	1	1	0
ZHENG Jun-Wei ph/2b	2	0	1	0	0	0	0	0	1	0	0	0	0	1	0	0	0	0	0	1
WANG Nian-Hao 3b	3	1	0	0	0	0	0	1	0	0	0	0	0	1	0	0	0	1	1	0
LIN Chia-Wei dh	2	1	0	0	0	0	0	1	0	0	0	0	0	0	0	0	0	0	0	0
HUANG Bo-Rui rf	2	1	0	0	0	0	0	0	0	0	1	0	0	1	0	1	0	4	0	0
WANG Shun-Ho lf	2	0	0	0	0	0	0	1	1	0	0	0	0	2	0	0	0	1	0	0
HO Heng-Yu 1b	2	1	2	2	0	0	0	1	2	0	0	0	0	0	0	0	0	6	0	0
CHU Wei-Chi c	3	0	0	0	0	0	0	0	0	0	0	0	0	2	0	1	0	6	0	0
CHEN Chiu-Teng c	0	0	0	0	0	0	0	0	0	0	0	0	0	0	0	0	0	2	1	0
ZENG Jia-Huei p	0	0	0	0	0	0	0	0	0	0	0	0	0	0	0	0	0	0	0	0
CHEN Kuan-Ying p	0	0	0	0	0	0	0	0	0	0	0	0	0	0	0	0	0	0	0	0
HUANG Chung-Hsiang p	0	0	0	0	0	0	0	0	0	0	0	0	0	0	0	0	0	0	1	0
WANG Yu-Chieh p	0	0	0	0	0	0	0	0	0	0	0	0	0	0	0	0	0	0	0	0
Totals	24	4	5	3	0	1	0	6	4	1	1	0	0	10	0	3	0	21	6	0

Australia 3

PLAYER	AB	R	H	BI	2B	3B	HR	BB	SB	CS	HP	SH	SF	SO	IBB	KL	GDP	PO	A	E
MAGUIRE Solomon cf	4	1	1	2	0	0	1	0	0	0	0	0	0	1	0	1	0	2	1	0
STEVENS Jo 3b	3	0	0	0	0	0	0	1	0	0	0	0	0	1	0	0	0	1	0	0
BURKE Chris lf	3	0	1	0	0	0	0	0	0	0	0	0	0	0	0	0	0	0	0	0
CAVILL Blake 1b	3	0	0	0	0	0	0	0	0	0	0	0	0	2	0	1	0	6	0	0
SKINNER Zakary dh/c	2	1	2	1	0	0	1	1	0	0	0	0	0	0	0	0	0	3	0	0
RAE Jaylin rf	2	0	1	0	0	0	0	0	0	0	0	1	0	0	0	0	0	0	0	0
COOKE Bailey-Jay Mal ss	3	0	0	0	0	0	0	0	0	0	0	0	0	2	0	0	0	0	3	0
BURNS Jake c	2	0	0	0	0	0	0	0	0	0	0	0	0	1	0	0	0	8	0	0
SKEPTON Alexander ph	1	0	0	0	0	0	0	0	0	0	0	0	0	1	0	0	0	0	0	0
BEEZLEY Joshua p	0	0	0	0	0	0	0	0	0	0	0	0	0	0	0	0	0	0	0	0
BROOK Lachlan p	0	0	0	0	0	0	0	0	0	0	0	0	0	0	0	0	0	0	0	0
FIERENZI Benjamin 2b	3	1	1	0	0	0	0	0	0	0	0	0	0	1	0	0	0	0	1	0
TANNER Alistair Hugh p	0	0	0	0	0	0	0	0	0	0	0	0	0	0	0	0	0	0	2	0
THARLE Stuart p	0	0	0	0	0	0	0	0	0	0	0	0	0	0	0	0	0	1	0	0
SHERRIFF William p	0	0	0	0	0	0	0	0	0	0	0	0	0	0	0	0	0	0	0	0
Totals	26	3	6	3	0	0	2	2	0	0	0	1	0	9	0	2	0	21	7	0

Chinese Taipei	IP	H	R	ER	BB	SO	WP	HP	BK	IBB	SH	SF	2B	3B	HR	AB	BF	FO	GO	NP
ZENG Jia-Huei W,1-1	4.0	2	1	1	2	4	0	0	0	0	0	0	0	0	1	14	16	5	3	76
CHEN Kuan-Ying	0.2	3	2	2	0	1	0	0	0	0	0	0	0	0	1	5	5	1	0	18
HUANG Chung-Hsiang	1.1	1	0	0	0	3	0	0	0	0	1	0	0	0	0	4	5	0	1	23
WANG Yu-Chieh SV,2	1.0	0	0	0	0	1	0	0	0	0	0	0	0	0	0	3	3	1	1	9

Australia	IP	H	R	ER	BB	SO	WP	HP	BK	IBB	SH	SF	2B	3B	HR	AB	BF	FO	GO	NP
TANNER Alistair Hugh L,0-1	1.2	2	4	4	3	3	0	1	0	0	0	0	0	0	0	6	10	0	1	50
THARLE Stuart	1.2	2	0	0	1	0	0	0	0	0	0	0	0	0	1	6	7	2	2	28
SHERRIFF William	1.2	0	0	0	1	2	0	0	0	0	0	0	0	0	0	5	6	1	2	32
BEEZLEY Joshua	1.1	0	0	0	1	3	0	0	0	0	0	0	0	0	0	4	5	0	1	24
BROOK Lachlan	0.2	1	0	0	0	2	0	0	0	0	0	0	0	0	0	3	3	0	0	12

Umpires: HP-Xian XIA (CHN), 1B-Tianyi WANG (CHN), 2B-Mayer Carrillo GILBERTO (MEX), 3B-Won Jung Park (KOR)
Scorers: Stefan SLINGER (NED), Shuai XING (CHN), Ying CHEN (CHN)
TC: Megumi KITTA (JPN), Qingfeng XUE (CHN)
Start: 14:30 Time: 2:39 Attendance: 73 Weather: Sunny - 34°C
Game Notes: None

GAME SUMMARY - RESULTADO DEL JUEGO 40

(SUPER ROUND - SUPER RONDA)



NICARAGUA - JAPAN



Japan 9, Nicaragua 1 - Composite Box Score
 Sep 13, 2024 at Shaoxing City (CHN) (Shaoxing Baseball and Softball Sports Culture Center | Field 1)

Japan.....120 040 2 - 9 10 0
 Nicaragua.....000 001 0 - 1 4 3

Japan 9

PLAYER	AB	R	H	BI	2B	3B	HR	BB	SB	CS	HP	SH	SF	SO	IBB	KL	GDP	PO	A	E
YAMADA Takuya 2b	3	2	1	2	0	0	1	0	0	0	0	0	0	0	0	0	0	1	1	0
TAURA Yusuke 2b	0	0	0	0	0	0	0	1	0	0	0	0	0	0	0	0	0	0	2	0
IMAZATO Ryo 1b	3	0	1	0	0	0	0	1	0	0	0	0	0	1	0	0	0	9	1	0
MURAKAMI Yuichiro rf	4	0	0	0	0	0	0	0	0	0	0	0	0	1	0	1	1	1	0	0
NOGUCHI Taishi dh	4	1	1	0	0	0	0	0	0	0	0	0	0	1	0	1	0	0	0	0
TAKAHASHI Takanori 3b	3	1	1	1	1	0	0	1	0	0	0	0	0	1	0	0	0	0	2	0
YOSHIKAWA Kaito lf	3	1	1	1	0	0	0	0	0	0	0	0	0	1	0	0	0	1	0	0
HAYASHI Takuma lf	1	1	1	0	1	0	0	0	0	0	0	0	0	0	0	0	0	0	0	0
NISHIMURA Shinnosuke cf	2	2	2	2	1	0	0	1	0	0	0	0	0	0	0	0	0	0	0	0
URA Kazuhiro cf	1	1	1	2	0	0	1	0	0	0	0	0	0	0	0	0	0	0	0	0
AIBA Kanta ss	2	0	1	1	0	0	0	2	1	0	0	0	0	0	0	0	0	3	4	0
ARIMA Ryo c	3	0	0	0	0	0	0	0	0	0	0	0	0	2	0	0	1	5	0	0
KOYAMA Shoki ph/c	1	0	0	0	0	0	0	0	0	0	0	0	0	0	0	0	0	0	0	0
SASAMORI Kosuke p	0	0	0	0	0	0	0	0	0	0	0	0	0	0	0	0	0	1	2	0
SATO Aren p	0	0	0	0	0	0	0	0	0	0	0	0	0	0	0	0	0	0	0	0
MATSUDA Wataru p	0	0	0	0	0	0	0	0	0	0	0	0	0	0	0	0	0	0	0	0
Totals	30	9	10	9	3	0	2	6	1	0	0	0	0	6	1	2	2	21	12	0

Nicaragua 1

PLAYER	AB	R	H	BI	2B	3B	HR	BB	SB	CS	HP	SH	SF	SO	IBB	KL	GDP	PO	A	E
ORTEGA Junior cf	2	0	0	0	0	0	0	0	0	0	0	0	0	0	0	0	0	1	0	0
BRITTON Darren ph/cf	0	0	0	0	0	0	0	0	0	0	1	0	0	0	0	0	0	0	0	0
MATAMOROS Odlanyer 2b	3	0	0	1	0	0	0	0	0	0	0	0	0	0	0	0	0	2	5	0
CASTRO Edmerson lf	3	0	1	0	0	0	0	0	0	0	0	0	0	2	0	0	0	0	0	0
BENNETT Godwin dh	3	0	0	0	0	0	0	0	0	0	0	0	0	1	0	0	1	0	0	0
TRUJILLO Emanuel 1b	3	0	0	0	0	0	0	0	0	0	0	0	0	2	0	0	0	10	1	0
LEYTON Roger rf	1	0	0	0	0	0	0	0	0	0	0	0	0	0	0	0	0	2	0	0
LOAISIGA Derek ph/rf	2	0	1	0	0	0	0	0	0	0	0	0	0	0	0	0	0	0	0	0
ABURTO Enmanuel c	3	0	2	0	0	0	0	0	0	0	0	0	0	0	0	0	0	5	1	0
MORENO Cristhian ss	3	0	0	0	0	0	0	0	0	0	0	0	0	0	0	0	0	0	2	0
TOBAL Fardy 3b	1	1	0	0	0	0	0	0	0	0	1	0	0	0	0	0	0	0	4	1
CANALES Angel p	0	0	0	0	0	0	0	0	0	0	0	0	0	0	0	0	0	0	0	0
ALBIR Jared p	0	0	0	0	0	0	0	0	0	0	0	0	0	0	0	0	0	0	0	1
RODRIGUEZ Carlos p	0	0	0	0	0	0	0	0	0	0	0	0	0	0	0	0	0	0	0	0
ROBLETO Francisco p	0	0	0	0	0	0	0	0	0	0	0	0	0	0	0	0	0	0	0	0
GAZO Carlos p	0	0	0	0	0	0	0	0	0	0	0	0	0	0	0	0	0	0	0	0
CAYASSO Shelion p	0	0	0	0	0	0	0	0	0	0	0	0	0	0	0	0	0	1	0	0
Totals	24	1	4	1	0	0	0	0	0	0	2	0	0	5	0	0	1	21	13	2

Japan

	IP	H	R	ER	BB	SO	WP	HP	BK	IBB	SH	SF	2B	3B	HR	AB	BF	FO	GO	NP
SASAMORI Kosuke W,2-0	5.0	3	0	0	0	4	0	0	0	0	0	0	0	0	0	17	17	3	7	57
SATO Aren	1.0	0	1	1	0	1	1	2	0	0	0	0	0	0	0	3	5	0	2	17
MATSUDA Wataru	1.0	1	0	0	0	0	0	0	0	0	0	0	0	0	0	4	4	1	2	11

Nicaragua

	IP	H	R	ER	BB	SO	WP	HP	BK	IBB	SH	SF	2B	3B	HR	AB	BF	FO	GO	NP
CANALES Angel L,1-1	1.2	4	3	2	1	3	1	0	0	0	0	0	1	0	1	10	11	1	1	46
ALBIR Jared	1.1	0	0	0	2	1	0	0	0	0	0	0	0	0	0	4	6	2	1	30
RODRIGUEZ Carlos	1.2	3	4	4	1	0	0	0	1	1	0	0	1	0	0	7	8	0	4	21
ROBLETO Francisco	0.1	1	0	0	0	1	0	0	0	0	0	0	0	0	0	2	2	0	0	13
GAZO Carlos	1.0	0	0	0	1	1	0	0	0	0	0	0	0	0	0	2	3	0	1	14
CAYASSO Shelion	1.0	2	2	2	1	0	0	0	0	0	0	0	1	0	1	5	6	0	3	21

Umpires: HP-Mario Cesar VILLAVICENCIO TESISTECO (MEX), 1B-Jeffrey Alan SPISAK (USA), 2B-Li MA (CHN), 3B-Yu-Chun WEN (TPE)
 Scorers: Xiaoju SUN (CHN), Cindy CHAN (HKG), Juan CHENG (CHN)
 TC: Andrew TODD (AUS), Rainer KRANKL (AUT)
 Start: 14:30 Time: 2:14 Attendance: 215 Weather: Sunny - 35°C
 Game Notes: None

GAME SUMMARY - RESULTADO DEL JUEGO 41

(SUPER ROUND - SUPER RONDA)



KOREA - PUERTO RICO



Puerto Rico 3, Korea 1 - Composite Box Score
 Sep 13, 2024 at Shaoxing City (CHN) (Shaoxing Baseball and Softball Sports Culture Center | Field 2)

Korea.....000 010 0 - 1 1 0
 Puerto Rico.....000 030 X - 3 5 0

Korea 1

PLAYER	AB	R	H	BI	2B	3B	HR	BB	SB	CS	HP	SH	SF	SO	IBB	KL	GDP	PO	A	E
KIM Hyunjong cf	3	0	0	0	0	0	0	0	0	0	0	0	0	1	0	0	0	1	0	0
CHOI Sungmin rf	3	0	0	0	0	0	0	0	0	0	0	0	0	0	0	0	0	3	0	0
JEONG Daeseon dh	3	0	0	0	0	0	0	0	0	0	0	0	0	0	0	0	0	0	0	0
KIM Siang c	1	0	0	0	0	0	0	0	0	0	2	0	0	0	0	0	0	5	0	0
JEONG Anseok lf	3	0	1	0	0	0	0	0	0	0	0	0	0	1	0	0	0	1	0	0
KIM Donghyun lb	3	0	0	0	0	0	0	0	0	0	0	0	0	0	0	0	0	4	1	0
KIM Doohyun ss	1	0	0	0	0	0	0	0	0	0	1	0	0	0	0	0	0	1	1	0
LIM Sangwoo pr/ss	1	1	0	0	0	0	0	0	0	0	0	0	0	0	0	0	0	0	1	0
SONG Hojung 3b	2	0	0	0	0	0	0	1	0	0	0	0	0	0	0	0	0	0	1	0
HONG Daein 2b	1	0	0	1	0	0	0	0	0	0	1	0	0	0	0	0	0	2	1	0
PARK Kiho p	0	0	0	0	0	0	0	0	0	0	0	0	0	0	0	0	0	0	0	0
HONG Wonpyo p	0	0	0	0	0	0	0	0	0	0	0	0	0	0	0	0	0	1	0	0
Totals	21	1	1	1	0	0	0	1	0	0	3	1	0	2	0	0	0	18	5	0

Puerto Rico 3

PLAYER	AB	R	H	BI	2B	3B	HR	BB	SB	CS	HP	SH	SF	SO	IBB	KL	GDP	PO	A	E
VILLEGAS ROSADO Edga cf	2	0	1	0	0	0	0	1	0	0	0	0	0	0	0	0	0	1	0	0
DIAZ MORALES Randal ss	2	0	0	0	0	0	0	0	0	0	1	0	0	1	0	0	0	3	3	0
FELIX MORALES Edrick 3b	3	0	0	0	0	0	0	0	0	0	0	0	0	0	0	0	0	1	0	0
GONZALEZ CARILLO Lui lb	3	0	1	0	0	0	0	0	0	0	0	0	0	1	0	1	1	9	0	0
MONTES TORRES John A dh	3	0	0	0	0	0	0	0	0	0	0	0	0	0	0	0	0	0	0	0
HERNANDEZ ESTEVEZ Lu c	3	1	1	0	1	0	0	0	0	0	0	0	0	0	0	0	0	3	0	0
TORRES RODRIGUEZ Gil rf	2	1	0	0	0	0	0	1	0	0	0	0	0	1	0	0	0	0	0	0
ORTIZ CEBALLOS Janke 2b	2	1	1	3	0	0	1	0	0	0	0	0	0	1	0	0	0	2	3	0
LARACUENTE VILLAFANE lf	2	0	1	0	0	0	0	0	0	0	0	0	0	1	0	1	0	1	0	0
FIGUEROA OTERO Danie pr/lf	0	0	0	0	0	0	0	0	0	0	0	0	0	0	0	0	0	1	0	0
MIRANDA VEINTIDOS Ag p	0	0	0	0	0	0	0	0	0	0	0	0	0	0	0	0	0	0	1	0
GONZALEZ MORENO Alej p	0	0	0	0	0	0	0	0	0	0	0	0	0	0	0	0	0	0	1	0
Totals	22	3	5	3	1	0	1	2	0	0	1	0	0	5	0	2	1	21	8	0

Korea	IP	H	R	ER	BB	SO	WP	HP	BK	IBB	SH	SF	2B	3B	HR	AB	BF	FO	GO	NP
PARK Kiho L,0-1	4.0	3	3	3	2	5	0	0	0	0	0	0	1	0	1	15	17	4	3	68
HONG Wonpyo	2.0	2	0	0	0	0	0	1	0	0	0	0	0	0	0	7	8	3	2	21

Puerto Rico	IP	H	R	ER	BB	SO	WP	HP	BK	IBB	SH	SF	2B	3B	HR	AB	BF	FO	GO	NP
MIRANDA VEINTIDOS Ag W,1-0	6.0	1	1	0	1	2	1	3	0	0	1	0	0	0	0	18	23	8	8	77
GONZALEZ MORENO Alej SV,1	1.0	0	0	0	0	0	0	0	0	0	0	0	0	0	0	3	3	2	1	8

Umpires: HP-Bing XU (CHN), 1B-Mayer Carrillo GILBERTO (MEX), 2B-Shinya TAKAHASHI (JPN), 3B-Xian XIA (CHN)
 Scorers: Linda STEIJGER (NED), Fuka NAKAMURA (JPN), Fei ZONG (CHN)
 TC: Megumi KITTA (JPN), Jun PENG (CHN)
 Start: 19:00 Time: 1:44 Attendance: 27 Weather: Clear - 32°C
 Game Notes: None

GAME SUMMARY - RESULTADO DEL JUEGO 42

(SUPER ROUND - SUPER RONDA)



CHINA - VENEZUELA



China 6, Venezuela 5 - Composite Box Score
 Sep 13, 2024 at Shaoxing City (CHN) (Shaoxing Baseball and Softball Sports Culture Center | Field 1)

China.....002 002 2 - 6 7 1
 Venezuela.....020 000 3 - 5 9 0

China 6

PLAYER	AB	R	H	BI	2B	3B	HR	BB	SB	CS	HP	SH	SF	SO	IBB	KL	GDP	PO	A	E
ZHU Xudong cf	4	2	2	0	0	0	0	0	1	0	0	0	0	1	0	0	0	1	0	0
HU Tianyuan 2b	2	0	1	1	1	0	0	1	0	0	0	1	0	0	0	0	0	3	1	0
XING Wenbin dh	2	0	0	0	0	0	0	0	0	0	0	0	0	1	0	0	0	0	0	0
ZHANG Wentao ph/dh	2	1	1	1	0	0	0	0	0	0	0	0	0	0	0	0	0	0	0	0
ZHOU Yi rf	4	0	1	2	1	0	0	0	0	0	0	0	0	1	0	1	0	1	0	0
LI Yuyang lf	4	0	1	0	0	0	0	0	0	0	0	0	0	1	0	0	0	1	0	0
ZHANG Mingxin 1b	3	0	0	0	0	0	0	1	0	0	0	0	0	2	0	0	0	9	1	0
ZHANG Aiqi 3b	2	0	0	1	0	0	0	1	0	0	0	0	0	0	0	0	0	1	1	0
WANG Shuai c	2	1	0	0	0	0	0	1	0	0	0	0	0	0	0	0	0	4	1	0
WU Qirui ss	1	2	1	1	0	1	0	2	1	1	0	0	0	0	0	0	0	0	2	1
HUADAN Cairang p	0	0	0	0	0	0	0	0	0	0	0	0	0	0	0	0	0	0	2	0
SUO Xudi p	0	0	0	0	0	0	0	0	0	0	0	0	0	0	0	0	0	1	0	0
WANG Xiang p	0	0	0	0	0	0	0	0	0	0	0	0	0	0	0	0	0	0	0	0
Totals	26	6	7	6	2	1	0	6	2	1	0	1	0	6	0	1	0	21	8	1

Venezuela 5

PLAYER	AB	R	H	BI	2B	3B	HR	BB	SB	CS	HP	SH	SF	SO	IBB	KL	GDP	PO	A	E
CASTILLO SALAS Lewis cf	4	0	1	1	0	0	0	0	0	0	0	0	0	0	0	0	0	3	0	0
BONACI MARIN Brainer 3b	3	0	2	1	0	0	0	0	0	0	0	0	1	0	0	0	0	1	2	0
MARTINEZ HENRRIQUEZ 2b	4	0	1	1	0	0	0	0	0	0	0	0	0	1	0	0	0	0	3	0
PENA NAVAS Alexander 1b	4	0	0	0	0	0	0	0	0	0	0	0	0	1	0	0	0	10	2	0
IDROGO SANABRIA Cesa rf	3	1	1	0	0	0	0	0	0	0	0	0	0	0	0	0	0	1	0	0
RIVERO MARTINEZ Giov c	2	2	1	2	0	0	1	1	0	0	0	0	0	0	0	0	0	3	4	0
HERNANDEZ REINOSA Lu lf	3	1	2	0	0	0	0	0	0	0	0	0	0	0	0	0	0	0	0	0
CASTILLO BORJAS Dani ss	2	1	1	0	0	0	0	0	0	0	0	1	0	0	0	0	0	1	2	0
PAIVA BEJARANO Moise dh	1	0	0	0	0	0	0	0	0	0	0	1	0	1	0	0	0	0	0	0
NUNEZ DIAZ Moises En ph	1	0	0	0	0	0	0	0	0	0	0	0	0	1	0	0	0	0	0	0
OLIVARES MEDINA Migu p	0	0	0	0	0	0	0	0	0	0	0	0	0	0	0	0	0	2	0	0
ROMERO MORALES Juan p	0	0	0	0	0	0	0	0	0	0	0	0	0	0	0	0	0	0	0	0
LUNA MALAVER Adrian p	0	0	0	0	0	0	0	0	0	0	0	0	0	0	0	0	0	0	0	0
CAMPOS SANCHEZ Carlo p	0	0	0	0	0	0	0	0	0	0	0	0	0	0	0	0	0	0	0	0
Totals	27	5	9	5	0	0	1	1	0	0	0	2	1	4	0	0	0	21	13	0

China	IP	H	R	ER	BB	SO	WP	HP	BK	IBB	SH	SF	2B	3B	HR	AB	BF	FO	GO	NP
HUADAN Cairang	3.0	5	2	2	0	2	0	0	0	0	2	0	0	0	1	11	13	2	4	32
SUO Xudi W,1-0	3.0	1	2	2	1	1	0	0	0	0	0	0	0	0	0	11	12	3	5	37
WANG Xiang SV,2	1.0	3	1	1	0	1	0	0	0	0	0	1	0	0	0	5	6	1	1	21

Venezuela	IP	H	R	ER	BB	SO	WP	HP	BK	IBB	SH	SF	2B	3B	HR	AB	BF	FO	GO	NP
OLIVARES MEDINA Migu	4.2	2	2	2	2	5	0	0	0	0	0	0	1	1	0	16	18	2	7	69
ROMERO MORALES Juan L,0-1	0.2	1	1	1	0	0	0	0	0	0	1	0	0	0	0	1	2	0	1	7
LUNA MALAVER Adrian	0.2	2	2	2	3	0	0	0	0	0	0	0	0	0	0	4	7	2	0	27
CAMPOS SANCHEZ Carlo	1.0	2	1	1	1	1	0	0	0	0	0	0	1	0	0	5	6	1	1	23

Umpires: HP-Shao-Wei LIN (TPE), 1B-Atsushi DAITO (JPN), 2B-Jeffrey Alan SPISAK (USA),
 3B-Edwin LOUISA (NED)
 Scorers: Stefan SLINGER (NED), Shuai XING (CHN), Ying CHEN (CHN)
 TC: Andrew TODD (AUS), Elpidio SERRANO (CRC)
 Start: 19:00 Time: 2:11 Attendance: 499 Weather: Clear - 31°C
 Game Notes: None

GAME SUMMARY - RESULTADO DEL JUEGO 43 (PLACEMENT ROUND - RONDA DE CLASIFICACIÓN)



COLOMBIA - NETHERLANDS



Netherlands 7, Colombia 3 - Composite Box Score
Sep 14, 2024 at Shaoxing City (CHN) (Shaoxing Baseball and Softball Sports Culture Center | Field 2)

Colombia.....110 100 0 - 3 8 0
Netherlands.....321 100 X - 7 6 1

Colombia 3

PLAYER	AB	R	H	BI	2B	3B	HR	BB	SB	CS	HP	SH	SF	SO	IBB	KL	GDP	PO	A	E
HENAO ORTEGA Jean Pi cf	4	1	1	1	0	0	0	0	0	0	0	0	0	0	0	0	0	2	0	0
ARROYO PADILLA Carlo 2b	2	1	1	0	1	0	0	2	0	0	0	0	0	0	0	0	0	1	1	0
QUINTANA AVILA Guill c	4	0	0	0	0	0	0	0	0	0	0	0	0	1	0	1	0	7	1	0
BORRERO BRICENO Dari lb	3	0	2	2	0	0	0	0	0	0	0	0	1	0	0	0	0	3	0	0
GARCIA ARDILLA Juan dh	3	0	1	0	0	0	0	1	0	0	0	0	0	1	0	0	0	0	0	0
PUERTA CHAVEZ Jorge lf	4	0	2	0	0	0	0	0	0	0	0	0	0	0	0	0	0	1	0	0
MARTINEZ CANTILLO An 3b	4	0	1	0	0	0	0	0	0	0	0	0	0	1	0	0	0	0	0	0
VILLAFANE MURILLO An rf	3	1	0	0	0	0	0	1	0	0	0	0	0	1	0	0	0	3	0	0
BELTRAN MENDOZA Nola ss	2	0	0	0	0	0	0	1	0	0	0	0	0	0	0	0	0	1	1	0
BLANCO MONTES Santia p	0	0	0	0	0	0	0	0	0	0	0	0	0	0	0	0	0	0	0	0
MEDRANO ARROYO Bryan p	0	0	0	0	0	0	0	0	0	0	0	0	0	0	0	0	0	0	0	0
CHIQUILLO UTRIA Dieg p	0	0	0	0	0	0	0	0	0	0	0	0	0	0	0	0	0	0	0	0
MALDONADO MOSQUERA N p	0	0	0	0	0	0	0	0	0	0	0	0	0	0	0	0	0	0	0	0
Totals	29	3	8	3	1	0	0	5	0	0	0	0	1	4	0	1	0	18	3	0

Netherlands 7

PLAYER	AB	R	H	BI	2B	3B	HR	BB	SB	CS	HP	SH	SF	SO	IBB	KL	GDP	PO	A	E
JOSEPHA Jakey cf	2	2	0	0	0	0	0	1	0	0	1	0	0	1	0	1	0	2	0	0
ANTONIA Donovan 2b	3	1	1	0	1	0	0	0	0	0	1	0	0	0	0	0	0	1	2	0
MARLIN Gedionne ss	2	1	1	1	0	0	0	0	0	0	0	0	1	0	0	0	0	0	1	0
KUIJPER Sem c	0	0	0	0	0	0	0	0	0	0	0	0	0	0	0	0	0	0	0	0
PITERNELLA Ruendrick lb	2	1	0	0	0	0	0	1	0	0	0	0	0	1	0	0	0	2	1	1
JAKOBUS Marvin lb	0	0	0	0	0	0	0	0	0	0	0	0	0	0	0	0	0	3	0	0
TOMSJANSEN Rushenten rf	3	0	1	0	0	0	0	0	0	0	0	0	0	2	0	0	0	3	0	0
COLLINS Darryl dh	2	0	2	3	0	0	0	1	0	1	0	0	0	0	0	0	0	0	0	0
VAN BORKULO Jair lb/c	3	0	0	0	0	0	0	0	0	0	0	0	0	1	0	1	0	5	0	0
RUBEN Marnix lf	2	1	0	0	0	0	0	1	0	0	0	0	0	1	0	0	0	4	0	0
LEGITO Raydley 3b	3	1	1	2	0	0	1	0	0	0	0	0	0	0	0	0	0	0	2	0
MORALES Justin p	0	0	0	0	0	0	0	0	0	0	0	0	0	0	0	0	0	0	0	0
IRAUSQUIN Edvin p	0	0	0	0	0	0	0	0	0	0	0	0	0	0	0	0	0	1	0	0
VIJFVINKEL Pim p	0	0	0	0	0	0	0	0	0	0	0	0	0	0	0	0	0	0	0	0
VAN DER LELIE Jelle p	0	0	0	0	0	0	0	0	0	0	0	0	0	0	0	0	0	0	0	0
Totals	22	7	6	6	1	0	1	4	0	1	2	0	1	6	0	2	0	21	6	1

Colombia	IP	H	R	ER	BB	SO	WP	HP	BK	IBB	SH	SF	2B	3B	HR	AB	BF	FO	GO	NP
BLANCO MONTES Santia L,0-1	1.0	2	3	3	0	1	1	2	0	0	0	0	0	0	0	4	6	1	0	30
MEDRANO ARROYO Bryan	2.0	3	3	3	2	2	0	0	0	0	0	0	0	0	1	9	11	3	1	44
CHIQUILLO UTRIA Dieg	1.0	1	1	1	1	1	0	0	0	0	0	1	1	0	0	3	5	2	0	21
MALDONADO MOSQUERA N	2.0	0	0	0	1	2	0	0	0	0	0	0	0	0	0	6	7	3	1	31

Netherlands	IP	H	R	ER	BB	SO	WP	HP	BK	IBB	SH	SF	2B	3B	HR	AB	BF	FO	GO	NP
MORALES Justin	1.2	1	2	1	4	1	1	0	0	0	0	1	0	0	0	6	11	3	1	49
IRAUSQUIN Edvin	2.0	4	1	1	1	1	0	0	0	0	0	0	1	0	0	10	11	4	1	36
VIJFVINKEL Pim W,2-0	2.1	1	0	0	0	0	0	0	0	0	0	0	0	0	0	8	8	3	4	24
VAN DER LELIE Jelle	1.0	2	0	0	0	2	0	0	0	0	0	0	0	0	0	5	5	1	0	22

Umpires: HP-Won Jung Park (KOR), 1B-Xian XIA (CHN), 2B-Atsushi DAITO (JPN), 3B-Tianyi WANG (CHN)
Scorers: Xiaojun SUN (CHN), Fuka NAKAMURA (JPN), Ying CHEN (CHN)
TC: Rainer KRANKL (AUT), Jun PENG (CHN)
Start: 10:00 Time: 2:18 Attendance: 65 Weather: Cloudy - 30°C
Game Notes: None

GAME SUMMARY - RESULTADO DEL JUEGO 44

(PLACEMENT ROUND - RONDA DE CLASIFICACIÓN)



SOUTH AFRICA - AUSTRALIA



Australia 9, South Africa 2 - Composite Box Score
 Sep 14, 2024 at Shaoxing City (CHN) (Shaoxing Baseball and Softball Sports Culture Center | Field 1)

 South Africa.....011 000 0 - 2 5 0
 Australia.....036 000 X - 9 8 1

South Africa 2

PLAYER	AB	R	H	BI	2B	3B	HR	BB	SB	CS	HP	SH	SF	SO	IBB	KL	GDP	PO	A	E
NOVEMBER Josh Andre 2b	3	0	1	0	0	0	0	1	0	0	0	0	0	0	0	0	0	0	0	0
SCHWARTZ Kyle Nathan ss	3	0	0	0	0	0	0	0	0	0	0	0	0	2	0	0	0	2	1	0
MAREDI Sylvester ph	1	0	0	0	0	0	0	0	0	0	0	0	0	1	0	0	0	0	0	0
NOVEMBER Luke dh	2	1	0	0	0	0	0	0	0	0	1	0	0	0	0	0	1	0	0	0
COCKRELL Creedon ph	1	0	0	0	0	0	0	0	0	0	0	0	0	0	0	0	0	0	0	0
GREENSLADE Corbin c	2	1	0	0	0	0	0	1	0	0	0	0	0	1	0	0	0	4	1	0
PRETORIUS Darian 3b	3	0	1	0	1	0	0	0	0	0	0	0	0	1	0	0	0	1	1	0
GROBLER Ethan lb	2	0	2	1	0	0	0	1	0	0	0	0	0	0	0	0	0	4	0	0
SCHEFFER Francois Ch lf	2	0	0	0	0	0	0	0	0	0	0	0	0	1	0	1	0	2	0	0
JAPHTA Alex lf	1	0	0	0	0	0	0	0	0	0	0	0	0	1	0	1	0	0	0	0
BROOKES Jamie Liam rf	2	0	0	0	0	0	0	1	0	0	0	0	0	2	0	1	0	2	0	0
PIETERSE Cullen Jerr rf	0	0	0	0	0	0	0	0	0	0	0	0	0	0	0	0	0	0	0	0
RIFFEL Jared Kyle cf	2	0	1	1	0	0	0	1	0	0	0	0	0	0	0	0	0	3	0	0
WHITE Robert James p	0	0	0	0	0	0	0	0	0	0	0	0	0	0	0	0	0	0	1	0
MCCLELAND Bryce John p	0	0	0	0	0	0	0	0	0	0	0	0	0	0	0	0	0	0	0	0
HOFFMANN Cuan Raymon p	0	0	0	0	0	0	0	0	0	0	0	0	0	0	0	0	0	0	0	0
Totals	24	2	5	2	1	0	0	5	0	0	1	0	0	9	0	3	1	18	4	0

Australia 9

PLAYER	AB	R	H	BI	2B	3B	HR	BB	SB	CS	HP	SH	SF	SO	IBB	KL	GDP	PO	A	E
MAGUIRE Solomon cf	4	1	2	4	0	0	1	0	1	0	0	0	0	1	0	0	0	2	0	0
STEVENS Jo 3b	2	0	0	0	0	0	0	2	0	1	0	0	0	0	0	0	0	1	0	0
BURKE Chris lf	4	1	2	0	1	0	0	0	1	0	0	0	0	0	0	0	0	0	0	0
CAVILL Blake lb	3	0	0	0	0	0	0	1	0	0	0	0	0	1	0	1	0	5	1	0
SKINNER Zakary dh/c	4	1	1	0	0	0	0	0	0	0	0	0	0	1	0	0	0	1	0	0
NICOLETTO Cayden rf	2	2	2	1	1	0	0	1	0	0	0	0	0	0	0	0	0	0	0	0
COOKE Bailey-Jay Mal ss	2	1	0	0	0	0	0	1	1	0	0	0	0	0	0	0	0	2	5	0
BURNS Jake c	2	2	1	1	0	0	0	1	1	0	0	0	0	1	0	0	0	9	0	0
BROOK Lachlan p	0	0	0	0	0	0	0	0	0	0	0	0	0	0	0	0	0	0	0	0
FIERENZI Benjamin 2b	0	1	0	1	0	0	0	0	1	0	1	0	1	0	0	0	0	1	2	0
ARMSTRONG Byron ph/2b	1	0	0	0	0	0	0	0	0	0	0	0	0	0	0	0	0	0	0	1
ELVY Zakary Brett p	0	0	0	0	0	0	0	0	0	0	0	0	0	0	0	0	0	0	0	0
CLARKE Dylan p	0	0	0	0	0	0	0	0	0	0	0	0	0	0	0	0	0	0	0	0
MYLES Conor p	0	0	0	0	0	0	0	0	0	0	0	0	0	0	0	0	0	0	0	0
Totals	24	9	8	7	2	0	1	6	5	1	1	0	1	4	0	1	0	21	8	1

South Africa	IP	H	R	ER	BB	SO	WP	HP	BK	IBB	SH	SF	2B	3B	HR	AB	BF	FO	GO	NP
WHITE Robert James L,0-3	2.2	7	8	8	3	1	0	1	0	0	0	1	2	0	0	13	18	3	3	60
MCCLELAND Bryce John	2.1	1	1	1	2	3	1	0	0	0	0	0	0	0	1	8	10	4	0	41
HOFFMANN Cuan Raymon	1.0	0	0	0	1	0	0	0	0	0	0	0	0	0	0	3	4	2	1	11

Australia	IP	H	R	ER	BB	SO	WP	HP	BK	IBB	SH	SF	2B	3B	HR	AB	BF	FO	GO	NP
ELVY Zakary Brett	1.1	0	1	1	3	0	1	0	0	0	0	0	0	0	0	3	6	2	1	34
CLARKE Dylan W,1-0	1.2	2	1	1	2	3	0	1	0	0	0	0	1	0	0	7	10	1	1	39
MYLES Conor	3.0	3	0	0	0	5	0	0	0	0	0	0	0	0	0	11	11	1	2	49
BROOK Lachlan	1.0	0	0	0	0	1	0	0	0	0	0	0	0	0	0	3	3	1	1	10

Umpires: HP-Li MA (CHN), 1B-Shinya TAKAHASHI (JPN), 2B-Yu-Chun WEN (TPE), 3B-Jeffrey Alan SPISAK (USA)
 Scorers: Stefan SLINGER (NED), Cindy CHAN (HKG), Juan CHENG (CHN)
 TC: Megumi KITTA (JPN), Qingfeng XUE (CHN)
 Start: 10:00 Time: 2:12 Attendance: 115 Weather: Cloudy - 30°C
 Game Notes: None

GAME SUMMARY - RESULTADO DEL JUEGO 45 (PLACEMENT ROUND - RONDA DE CLASIFICACIÓN)



GREAT BRITAIN - CHINESE TAIPEI



Great Britain 2, Chinese Taipei 1 - Composite Box Score
Sep 14, 2024 at Shaoxing City (CHN) (Shaoxing Baseball and Softball Sports Culture Center | Field 2)

Great Britain.....010 100 0 - 2 6 0
Chinese Taipei.....000 000 1 - 1 5 3

Great Britain 2

PLAYER	AB	R	H	BI	2B	3B	HR	BB	SB	CS	HP	SH	SF	SO	IBB	KL	GDP	PO	A	E
CLARK Wallace Ramsey ss	4	0	0	0	0	0	0	0	0	0	0	0	0	1	0	0	0	2	2	0
COLLINS Charlie lf	4	0	0	0	0	0	0	0	1	0	0	0	0	1	0	1	0	1	0	0
STOCKMAN Tucker c	2	0	0	0	0	0	0	0	0	0	0	0	0	1	0	0	0	2	0	0
JOHNSTON Andrew Jame c	2	0	0	0	0	0	0	0	0	0	0	0	0	0	0	0	0	3	1	0
FLAHERTY Michael Jam 3b	3	0	2	0	0	0	0	1	0	0	0	0	0	1	0	1	0	1	4	0
QUINN-IRONS James Ca rf	3	1	1	0	0	0	0	1	0	0	0	0	0	2	0	1	0	2	0	0
VIERA Max Anthony 2b	2	0	1	0	0	0	0	0	0	0	0	0	0	0	0	0	0	0	2	0
KING David William 2b	1	0	0	0	0	0	0	0	0	0	0	0	0	0	0	0	0	1	0	0
KANE Aidan lb	3	1	1	0	1	0	0	0	0	0	0	0	0	1	0	0	0	9	0	0
MERCER Rayondre cf	3	0	1	0	0	0	0	0	0	0	0	0	0	0	1	0	1	0	0	0
LEID Benjamin John dh	2	0	0	1	0	0	0	0	0	0	0	0	0	2	0	0	0	0	0	0
DUTHIE Oliver Sam p	0	0	0	0	0	0	0	0	0	0	0	0	0	0	0	0	0	0	0	0
HUTCHINSON Samuel Cl p	0	0	0	0	0	0	0	0	0	0	0	0	0	0	0	0	0	0	0	0
Totals	29	2	6	1	1	0	0	2	1	0	0	0	0	10	0	4	0	21	9	0

Chinese Taipei 1

PLAYER	AB	R	H	BI	2B	3B	HR	BB	SB	CS	HP	SH	SF	SO	IBB	KL	GDP	PO	A	E
LIU Chun-Wei ss	3	0	0	0	0	0	0	0	0	0	0	0	0	0	0	0	0	0	3	0
CHIU Hsin lf	2	0	1	0	0	0	0	1	0	0	0	0	0	0	0	0	0	0	0	0
TSENG Yu-Ching cf	3	0	0	0	0	0	0	0	0	0	0	0	0	1	0	0	0	1	0	0
WANG Nian-Hao 3b	2	0	0	0	0	0	0	1	0	0	0	0	0	0	0	0	0	0	0	1
LAI Chun 3b	0	0	0	0	0	0	0	0	0	0	0	0	0	0	0	0	0	0	2	1
LIN Chia-Wei dh	3	0	1	0	0	0	0	0	0	0	0	0	0	1	0	0	0	0	0	0
HUANG Bo-Rui rf	3	1	1	0	1	0	0	0	0	0	0	0	0	1	0	0	0	3	0	0
HO Heng-Yu lb	3	0	0	0	0	0	0	0	0	0	0	0	0	2	0	0	0	6	0	0
HU Meng-Chih c	1	0	0	0	0	0	0	0	0	0	0	0	0	0	0	0	0	5	0	1
CHEN Chiu-Teng c	1	0	0	0	0	0	0	0	0	0	0	0	0	0	0	0	0	5	0	0
WANG Shun-Ho ph	1	0	1	1	0	0	0	0	0	0	0	0	0	0	0	0	0	0	0	0
ZHENG Jun-Wei 2b	3	0	1	0	0	0	0	0	0	1	0	0	0	0	0	0	0	1	0	0
ZHANG Jun-Wei p	0	0	0	0	0	0	0	0	0	0	0	0	0	0	0	0	0	0	0	0
CHEN Pin-Hong p	0	0	0	0	0	0	0	0	0	0	0	0	0	0	0	0	0	0	0	0
Totals	25	1	5	1	1	0	0	2	0	1	0	0	0	5	0	0	0	21	5	3

Great Britain	IP	H	R	ER	BB	SO	WP	HP	BK	IBB	SH	SF	2B	3B	HR	AB	BF	FO	GO	NP
DUTHIE Oliver Sam W,1-0	5.0	3	0	0	2	3	0	0	0	0	0	0	0	0	0	17	19	3	8	85
HUTCHINSON Samuel Cl SV,1	2.0	2	1	1	0	2	1	0	0	0	0	0	1	0	0	8	8	3	1	33

Chinese Taipei	IP	H	R	ER	BB	SO	WP	HP	BK	IBB	SH	SF	2B	3B	HR	AB	BF	FO	GO	NP
ZHANG Jun-Wei L,1-1	3.0	4	1	0	1	5	0	0	0	0	0	0	0	0	0	13	15	3	1	70
CHEN Pin-Hong	4.0	2	1	0	1	5	1	0	0	0	0	0	1	0	0	16	17	1	6	68

Umpires: HP-Edwin LOUISA (NED), 1B-Atsushi DAITO (JPN), 2B-Xian XIA (CHN), 3B-Won Jung Park (KOR)
Scorers: Linda STEIJGER (NED), Shuai XING (CHN), Fei ZONG (CHN)
TC: Andrew TODD (AUS), Jun PENG (CHN)
Start: 14:30 Time: 2:11 Attendance: 155 Weather: Cloudy - 32°C
Game Notes: None

GAME SUMMARY - RESULTADO DEL JUEGO 46

(SUPER ROUND - SUPER RONDA)



VENEZUELA - PUERTO RICO



Puerto Rico 3, Venezuela 0 - Composite Box Score
 Sep 14, 2024 at Shaoxing City (CHN) (Shaoxing Baseball and Softball Sports Culture Center | Field 1)

Venezuela.....000 000 0 - 0 4 0
 Puerto Rico.....002 001 X - 3 7 1

Venezuela 0

PLAYER	AB	R	H	BI	2B	3B	HR	BB	SB	CS	HP	SH	SF	SO	IBB	KL	GDP	PO	A	E
CASTILLO SALAS Lewis cf	4	0	0	0	0	0	0	0	0	0	0	0	0	2	0	2	0	0	0	0
RIVERO MARTINEZ Giov c	2	0	1	0	0	0	0	2	0	0	0	0	0	1	0	1	0	8	0	0
IDROGO SANABRIA Cesa rf	3	0	0	0	0	0	0	1	0	0	0	0	0	1	0	0	0	0	1	0
MARTINEZ HENRRIQUEZ 2b/3b	3	0	1	0	0	0	0	0	0	0	0	0	0	1	0	0	0	1	4	0
BONACI MARIN Brainer 3b/2b	2	0	1	0	0	0	0	1	1	0	0	0	0	0	0	0	0	1	1	0
PENA NAVAS Alexander lb	3	0	0	0	0	0	0	0	0	0	0	0	0	1	0	0	0	7	0	0
CASTILLO BORJAS Dani ss	2	0	1	0	1	0	0	1	0	0	0	0	0	1	0	1	0	0	1	0
HERNANDEZ REINOSA Lu lf	2	0	0	0	0	0	0	0	0	0	1	0	0	1	0	0	0	1	0	0
TREJO PINTO Freddy A dh	3	0	0	0	0	0	0	0	0	0	0	0	0	1	0	1	1	0	0	0
MORI BRICENO Oswald p	0	0	0	0	0	0	0	0	0	0	0	0	0	0	0	0	0	0	1	0
GUZMAN AGUILAR Jose p	0	0	0	0	0	0	0	0	0	0	0	0	0	0	0	0	0	0	1	0
PALMA PINERO Wilker p	0	0	0	0	0	0	0	0	0	0	0	0	0	0	0	0	0	0	0	0
Totals	24	0	4	0	1	0	0	5	1	0	1	0	0	9	0	5	1	18	9	0

Puerto Rico 3

PLAYER	AB	R	H	BI	2B	3B	HR	BB	SB	CS	HP	SH	SF	SO	IBB	KL	GDP	PO	A	E
VILLEGAS ROSADO Edga cf	1	0	0	0	0	0	0	0	0	0	0	0	0	0	0	0	0	0	0	0
FELICIANO LOPEZ Jand cf	2	0	0	0	0	0	0	0	0	0	0	1	0	2	0	0	0	0	0	0
DIAZ MORALES Randal ss	1	0	0	0	0	0	0	0	0	0	0	0	0	1	0	0	0	1	0	0
LARACUENTE VILLAFANE 3b	2	1	1	0	0	0	0	1	1	0	0	0	0	0	0	0	0	0	1	0
FELIX MORALES Edrick 3b	1	0	1	0	0	0	0	0	0	0	0	0	0	0	0	0	0	0	0	0
TORRES ADORNO Oswald 2b	2	0	1	1	0	0	0	0	0	0	0	0	0	1	0	0	0	3	1	0
GONZALEZ CARILLO Lui lb	1	0	0	0	0	0	0	0	0	0	0	0	0	1	0	1	0	0	0	0
HERNANDEZ ESTEVEZ Lu lb	1	0	0	0	0	0	0	0	0	0	1	0	0	0	0	0	0	5	1	0
MONTES TORRES John A dh	3	0	1	0	0	0	0	0	0	0	0	0	0	0	0	0	0	0	0	0
TORRES RODRIGUEZ Gil rf	3	0	0	0	0	0	0	0	0	0	0	0	0	2	0	0	0	1	0	0
FIGUEROA OTERO Danie lf	2	1	1	0	0	0	0	1	1	0	0	0	0	0	0	0	0	0	0	1
GUZMAN VELEZ Angel O c	2	0	1	0	1	0	0	1	0	0	0	0	0	0	0	0	0	9	0	0
ORTIZ CEBALLOS Janke 2b/ss	2	1	1	0	1	0	0	1	1	0	0	0	0	0	0	0	0	1	3	0
RODRIGUEZ MERCADO Lu p	0	0	0	0	0	0	0	0	0	0	0	0	0	0	0	0	0	0	0	0
CUADRADO OLMEDA Yadi p	0	0	0	0	0	0	0	0	0	0	0	0	0	0	0	0	0	0	0	0
MELENDEZ GUILFU Omar p	0	0	0	0	0	0	0	0	0	0	0	0	0	0	0	0	0	0	0	0
ROSES DIAZ Carlos Ya p	0	0	0	0	0	0	0	0	0	0	0	0	0	0	0	0	0	1	0	0
Totals	23	3	7	1	2	0	0	4	3	0	1	1	0	7	0	1	0	21	6	1

Venezuela

	IP	H	R	ER	BB	SO	WP	HP	BK	IBB	SH	SF	2B	3B	HR	AB	BF	FO	GO	NP
MORI BRICENO Oswald L,0-1	3.0	3	2	2	2	3	1	0	0	0	1	0	1	0	0	11	14	1	5	49
GUZMAN AGUILAR Jose	2.0	2	0	0	1	2	0	1	0	0	0	0	0	0	0	7	9	1	2	35
PALMA PINERO Wilker	1.0	2	1	0	1	2	0	0	0	0	0	0	1	0	0	5	6	0	1	28

Puerto Rico

	IP	H	R	ER	BB	SO	WP	HP	BK	IBB	SH	SF	2B	3B	HR	AB	BF	FO	GO	NP
RODRIGUEZ MERCADO Lu	3.0	2	0	0	2	7	1	0	0	0	0	0	0	0	0	11	13	1	1	53
CUADRADO OLMEDA Yadi W,1-0	1.2	2	0	0	2	0	0	1	0	0	0	0	1	0	0	7	10	2	3	33
MELENDEZ GUILFU Omar	1.1	0	0	0	1	1	0	0	0	0	0	0	0	0	0	3	4	1	1	16
ROSES DIAZ Carlos Ya SV,1	1.0	0	0	0	0	1	0	0	0	0	0	0	0	0	0	3	3	1	1	15

Umpires: HP-Mario Cesar VILLAVICENCIO TESISTECO (MEX), 1B-Bing XU (CHN),
 2B-Mayer Carrillo GILBERTO (MEX), 3B-Li MA (CHN)
 Scorers: Xiaoju SUN (CHN), Fuka NAKAMURA (JPN), Ying CHEN (CHN)
 TC: Elpidio SERRANO (CRC), Rainer KRANKL (AUT)
 Start: 14:30 Time: 1:58 Attendance: 244 Weather: Cloudy - 31°C
 Game Notes: None

GAME SUMMARY - RESULTADO DEL JUEGO 47

(SUPER ROUND - SUPER RONDA)



KOREA - JAPAN



Japan 2, Korea 1 - Composite Box Score
 Sep 14, 2024 at Shaoxing City (CHN) (Shaoxing Baseball and Softball Sports Culture Center | Field 2)

 Korea.....010 000 0 - 1 4 2
 Japan.....000 020 X - 2 2 0

Korea 1

PLAYER	AB	R	H	BI	2B	3B	HR	BB	SB	CS	HP	SH	SF	SO	IBB	KL	GDP	PO	A	E
KIM Hyunjong cf	3	0	0	0	0	0	0	0	0	0	0	0	0	0	0	0	2	4	0	0
SONG Hojung 3b	3	0	1	0	0	0	0	0	0	0	0	0	0	0	0	0	0	0	1	0
JEONG Daeseon dh	3	0	0	0	0	0	0	0	0	0	0	0	0	2	0	2	0	0	0	0
KIM Siang c	3	0	0	0	0	0	0	0	0	0	0	0	0	2	0	1	0	6	2	0
RYU Hyeonjun 1b	2	1	2	0	1	0	0	0	0	0	1	0	0	0	0	0	0	2	0	0
JEONG Anseok pr	0	0	0	0	0	0	0	0	0	0	0	0	0	0	0	0	0	0	0	0
CHOI Sungmin rf	2	0	1	0	0	0	0	0	0	0	0	1	0	1	0	0	0	1	0	0
KIM Doohyun ss	2	0	0	1	0	0	0	0	0	0	0	0	1	0	0	0	0	2	1	0
KIM Jinhyung lf	3	0	0	0	0	0	0	0	0	0	0	0	0	1	0	0	0	2	0	0
HONG Daein 2b	0	0	0	0	0	0	0	2	0	0	0	0	0	0	0	0	0	1	1	1
KIM Taehyun p	0	0	0	0	0	0	0	0	0	0	0	0	0	0	0	0	0	0	0	1
SONG Jaeyoung p	0	0	0	0	0	0	0	0	0	0	0	0	0	0	0	0	0	0	0	0
Totals	21	1	4	1	1	0	0	2	0	0	1	1	1	6	0	3	2	18	5	2

Japan 2

PLAYER	AB	R	H	BI	2B	3B	HR	BB	SB	CS	HP	SH	SF	SO	IBB	KL	GDP	PO	A	E
YAMADA Takuya 2b	2	0	0	0	0	0	0	1	0	0	0	0	0	0	0	0	0	3	4	0
URA Kazuhiro 1b/lf	3	0	0	1	0	0	0	0	0	0	0	0	0	1	0	0	0	6	0	0
MURAKAMI Yuichiro rf	3	0	0	0	0	0	0	0	0	0	0	0	0	2	0	1	0	0	0	0
NOGUCHI Taishi c	1	0	0	0	0	0	0	2	0	1	0	0	0	1	0	0	0	7	0	0
TAKAHASHI Takanori 3b/1b	3	0	0	0	0	0	0	0	0	0	0	0	0	1	0	0	0	0	1	0
YOSHIKAWA Kaito lf	2	1	0	0	0	0	0	0	0	0	0	0	0	0	0	0	0	3	0	0
TAKATA Kota ph/ss	1	0	0	0	0	0	0	0	0	0	0	0	0	0	0	0	0	0	0	0
NISHIMURA Shinnosuke cf	2	1	1	0	0	0	0	0	0	0	0	0	0	1	0	0	0	1	0	0
AIBA Kanta ss/3b	1	0	0	0	0	0	0	1	0	0	0	0	0	0	0	0	0	1	2	0
HAYASHI Takuma dh	1	0	1	1	0	0	0	1	0	1	0	0	0	0	0	0	0	0	0	0
GOTO Ryoju p	0	0	0	0	0	0	0	0	0	0	0	0	0	0	0	0	0	0	1	0
NISHIMURA Oga p	0	0	0	0	0	0	0	0	0	0	0	0	0	0	0	0	0	0	1	0
MATSUDA Wataru p	0	0	0	0	0	0	0	0	0	0	0	0	0	0	0	0	0	0	1	0
Totals	19	2	2	2	0	0	0	5	0	2	0	0	0	6	0	1	0	21	10	0

Korea	IP	H	R	ER	BB	SO	WP	HP	BK	IBB	SH	SF	2B	3B	HR	AB	BF	FO	GO	NP
KIM Taehyun L,0-1	4.0	1	2	0	5	4	0	0	0	0	0	0	0	0	0	12	17	5	1	76
SONG Jaeyoung	2.0	1	0	0	0	2	0	0	0	0	0	0	0	0	0	7	7	2	2	29

Japan	IP	H	R	ER	BB	SO	WP	HP	BK	IBB	SH	SF	2B	3B	HR	AB	BF	FO	GO	NP
GOTO Ryoju W,1-0	5.0	3	1	1	2	4	0	1	0	0	0	1	0	0	0	15	19	4	5	88
NISHIMURA Oga	1.1	1	0	0	0	2	0	0	0	0	1	0	1	0	0	4	5	0	2	16
MATSUDA Wataru SV,1	0.2	0	0	0	0	0	0	0	0	0	0	0	0	0	0	2	2	1	1	5

Umpires: HP-Shao-Wei LIN (TPE), 1B-Mayer Carrillo GILBERTO (MEX), 2B-Tianyi WANG (CHN),
 3B-Edwin LOUISA (NED)
 Scorers: Cindy CHAN (HKG), Stefan SLINGER (NED), Juan CHENG (CHN)
 TC: Andrew TODD (AUS), Qingfeng XUE (CHN)
 Start: 19:00 Time: 2:17 Attendance: 193 Weather: Cloudy - 29°C
 Game Notes: None

GAME SUMMARY - RESULTADO DEL JUEGO 48

(SUPER ROUND - SUPER RONDA)



CHINA - NICARAGUA



China 4, Nicaragua 0 - Composite Box Score
 Sep 14, 2024 at Shaoxing City (CHN) (Shaoxing Baseball and Softball Sports Culture Center | Field 1)

China.....200 002 0 - 4 9 1
 Nicaragua.....000 000 0 - 0 5 2

China 4

PLAYER	AB	R	H	BI	2B	3B	HR	BB	SB	CS	HP	SH	SF	SO	IBB	KL	GDP	PO	A	E
ZHU Xudong cf	3	1	1	1	0	0	0	1	1	0	0	0	0	2	0	1	0	2	0	0
HU Tianyuan 2b	2	0	0	0	0	0	0	1	0	0	0	1	0	1	0	0	0	5	2	0
LI Yuyang lf	3	1	2	1	0	0	0	1	1	0	0	0	0	1	0	0	0	0	1	0
ZHOU Yi rf	3	0	1	0	0	0	0	0	0	0	1	0	0	2	0	0	0	2	0	0
ZHANG Aiqi 3b	4	0	1	0	0	0	0	0	0	0	0	0	0	0	0	0	0	0	5	0
ZHANG Wentao dh	2	0	1	1	0	0	0	0	1	0	0	0	0	0	0	0	0	0	0	0
XING Wenbin ph/dh	1	0	0	0	0	0	0	0	0	0	0	0	0	0	0	0	0	0	0	0
ZHANG Mingxin lb	3	0	2	0	0	0	0	0	0	0	0	0	0	1	0	1	0	9	0	0
WANG Shuai c	2	1	0	0	0	0	0	0	0	0	0	1	0	1	0	0	0	2	0	0
WU Qirui ss	3	1	1	1	0	1	0	0	0	0	0	0	0	1	0	0	0	1	1	1
ZHAO Wei p	0	0	0	0	0	0	0	0	0	0	0	0	0	0	0	0	0	0	3	0
Totals	26	4	9	4	0	1	0	3	3	0	1	2	0	9	0	2	0	21	12	1

Nicaragua 0

PLAYER	AB	R	H	BI	2B	3B	HR	BB	SB	CS	HP	SH	SF	SO	IBB	KL	GDP	PO	A	E
LOAISIGA Derek cf	3	0	0	0	0	0	0	0	0	0	0	0	0	0	0	0	0	1	0	0
MATAMOROS Odlanyer 2b	3	0	1	0	0	0	0	0	0	0	0	0	0	0	0	0	0	3	2	0
CASTRO Edmerson lf	3	0	1	0	0	0	0	0	0	0	0	0	0	0	0	0	0	0	0	0
BENNETT Godwin rf	3	0	1	0	0	0	0	0	0	0	0	0	0	0	0	0	0	0	0	1
ORTEGA Junior pr	0	0	0	0	0	0	0	0	0	0	0	0	0	0	0	0	0	0	0	0
ABURTO Enmanuel c/lb	3	0	0	0	0	0	0	0	0	0	0	0	0	1	0	0	0	10	0	0
TRUJILLO Emanuel lb	2	0	1	0	0	0	0	0	0	0	0	0	0	0	1	0	0	0	3	1
GONZALEZ Luis c	1	0	0	0	0	0	0	0	0	0	0	0	0	0	0	0	0	1	0	0
LEYTON Roger dh	2	0	0	0	0	0	0	0	0	0	0	0	0	0	0	1	0	0	0	0
MORENO Cristhian ss	2	0	0	0	0	0	0	0	0	0	0	0	0	0	0	0	0	3	1	1
TOBAL Fardy 3b	1	0	0	0	0	0	0	0	0	0	0	0	0	0	0	0	0	0	2	0
SINCLAIR Joey ph/3b	1	0	1	0	0	0	0	0	0	0	0	0	0	0	0	0	0	0	1	0
GUADAMUZ Samuel p	0	0	0	0	0	0	0	0	0	0	0	0	0	0	0	0	0	0	0	0
GAYTAN Juan p	0	0	0	0	0	0	0	0	0	0	0	0	0	0	0	0	0	0	0	0
RODRIGUEZ Carlos p	0	0	0	0	0	0	0	0	0	0	0	0	0	0	0	0	0	0	1	0
TORRES Bryan p	0	0	0	0	0	0	0	0	0	0	0	0	0	0	0	0	0	0	0	0
ROBLETO Francisco p	0	0	0	0	0	0	0	0	0	0	0	0	0	0	0	0	0	0	1	0
Totals	24	0	5	0	0	0	0	0	0	0	0	0	0	2	0	0	1	21	9	2

China	IP	H	R	ER	BB	SO	WP	HP	BK	IBB	SH	SF	2B	3B	HR	AB	BF	FO	GO	NP
ZHAO Wei W,2-0	7.0	5	0	0	0	2	0	0	0	0	0	0	0	0	0	24	24	7	9	75

Nicaragua	IP	H	R	ER	BB	SO	WP	HP	BK	IBB	SH	SF	2B	3B	HR	AB	BF	FO	GO	NP
GUADAMUZ Samuel L,0-1	0.2	3	2	2	1	0	0	0	0	0	1	0	0	0	0	4	6	1	1	24
GAYTAN Juan	1.1	0	0	0	2	3	0	0	0	0	0	0	0	0	0	4	6	0	1	27
RODRIGUEZ Carlos	3.2	4	2	2	0	4	0	1	0	0	1	0	0	1	0	13	15	2	4	57
TORRES Bryan	0.1	1	0	0	0	1	0	0	0	0	0	0	0	0	0	2	2	0	0	8
ROBLETO Francisco	1.0	1	0	0	0	1	0	0	0	0	0	0	0	0	0	3	3	0	1	11

Umpires: HP-Shinya TAKAHASHI (JPN), 1B-Mario Cesar VILLAVICENCIO TESISTECO (MEX),
 2B-Jeffrey Alan SPISAK (USA), 3B-Yu-Chun WEN (TPE)
 Scorers: Linda STEIJGER (NED), Shuai XING (CHN), Fei ZONG (CHN)
 TC: Megumi KITTA (JPN), Elpidio SERRANO (CRC)
 Start: 19:00 Time: 2:23 Attendance: 1311 Weather: Cloudy - 29°C
 Game Notes: None

INDIVIDUAL LEADERS SUMMARY RESUMEN DE LIDERES INDIVIDUALES

(INCLUDING GAMES 1-48 – INCLUYENDO JUEGOS DEL 1 AL 48)

BATTING LEADERS – LIDERES OFENSIVOS

BATTING AVERAGE (min 2.1 PA/G)

1. VILLEGAS ROSADO Ed, PUR	.529
2. YOSHIKAWA Kaito, JPN	.467
3. TSENG Yu-Ching, TPE	.400
4. HENAO ORTEGA Jean, COL	.389
- NISHIMURA Shinnosu, JPN	.389
6. MARLIN Gedionne Mi, NED	.368
- NOVEMBER Luke Andr, RSA	.368
8. BONACI MARIN Brain, VEN	.360
- GONZALEZ CARILLO L, PUR	.360

SLUGGING PCT (min 2.1 PA/G)

1. NISHIMURA Shinnosu, JPN	.722
2. TSENG Yu-Ching, TPE	.667
- YOSHIKAWA Kaito, JPN	.667
4. MARLIN Gedionne Mi, NED	.632
5. LIU Chun-Wei, TPE	.600
6. WU Qirui, CHN	.571
7. YAMADA Takuya, JPN	.565
8. MAGUIRE Solomon Ze, AUS	.545
9. RIVERO MARTINEZ Gi, VEN	.533

ON BASE PCT (min 2.1 PA/G)

1. VILLEGAS ROSADO Ed, PUR	.714
2. IMAZATO Ryo, JPN	.583
3. TSENG Yu-Ching, TPE	.550
4. RIVERO MARTINEZ Gi, VEN	.545
5. GROBLER Ethan, RSA	.529
6. STOCKMAN Tucker Je, GBR	.520
7. MARTINEZ HENRRIQUE, VEN	.517
8. BENNETT COOPER God, NCA	.500
9. NOVEMBER Josh Andr, RSA	.481

RUNS

1. VILLEGAS ROSADO Ed, PUR	9
2. HUANG Bo-Rui, TPE	7
- ZHU Xudong, CHN	7
4. FELIX MORALES Edri, PUR	6
- MAGUIRE Solomon Ze, AUS	6
- MARLIN Gedionne Mi, NED	6
- MARTINEZ HENRRIQUE, VEN	6
- TSENG Yu-Ching, TPE	6
9. 12 Tied at	5

HITS

1. BONACI MARIN Brain, VEN	9
- GONZALEZ CARILLO L, PUR	9
- JOSEPHA Jakey Jair, NED	9
- MATAMOROS CACERES, NCA	9
- VILLEGAS ROSADO Ed, PUR	9
- ZHU Xudong, CHN	9
7. PUERTA CHAVEZ Jorg, COL	8
- YAMADA Takuya, JPN	8
9. 13 Tied at	7

RBI

1. GONZALEZ CARILLO L, PUR	9
- MAGUIRE Solomon Ze, AUS	9
3. NISHIMURA Shinnosu, JPN	8
4. COLLINS Darryl Jam, NED	7
- MARLIN Gedionne Mi, NED	7
6. BURKE Christopher, AUS	6
- JOSEPHA Jakey Jair, NED	6
- MATAMOROS CACERES, NCA	6
- MEDINA HIDALGO Gil, VEN	6
10. 8 Tied at	5

DOUBLES

1. BENNETT COOPER God, NCA	4
- HU Tianyuan, CHN	4
3. BONACI MARIN Brain, VEN	3
- CLARK Wallace Rams, GBR	3
- DIAZ MORALES Randa, PUR	3
- QUINN-IRONS James, GBR	3
- YOSHIKAWA Kaito, JPN	3
8. 16 Tied at	2

TRIPLES

1. FELIX MORALES Edri, PUR	2
- WU Qirui, CHN	2
3. 17 Tied at	1

HOMERUNS

1. LIU Chun-Wei, TPE	2
- MAGUIRE Solomon Ze, AUS	2
- MURAKAMI Yuichiro, JPN	2
4. 17 Tied at	1

TOTAL BASES

1. LIU Chun-Wei, TPE	15
2. JOSEPHA Jakey Jair, NED	13
- NISHIMURA Shinnosu, JPN	13
- QUINN-IRONS James, GBR	13
- YAMADA Takuya, JPN	13
- ZHOU Yi, CHN	13
7. BONACI MARIN Brain, VEN	12
- MAGUIRE Solomon Ze, AUS	12
- MARLIN Gedionne Mi, NED	12
10. 3 Tied at	11

WALKS

1. VILLEGAS ROSADO Ed, PUR	10
2. IMAZATO Ryo, JPN	9
3. MARTINEZ HENRRIQUE, VEN	8
4. ARROYO PADILLA Car, COL	7
- BENNETT COOPER God, NCA	7
- NOVEMBER Josh Andr, RSA	7
7. 5 Tied at	6

HIT BY PITCH

1. KIM Siang, KOR	5
2. CAVILL Blake James, AUS	4
3. DIAZ MORALES Randa, PUR	3
- HUANG Bo-Rui, TPE	3
5. 9 Tied at	2

SACRIFICE HITS

1. CHOI Sungmin, KOR	3
- HONG Daein, KOR	3
3. HU Tianyuan, CHN	2
- PAIVA BEJARANO Moi, VEN	2
5. 25 Tied at	1

SACRIFICE FLY

1. WARD Matthew Peter, GBR	3
2. BURKE Christopher, AUS	2
- DIAZ MORALES Randa, PUR	2
- LIM Sangwoo, KOR	2
5. 28 Tied at	1

STOLEN BASES

1. VILLEGAS ROSADO Ed, PUR	6
2. COLLINS Charlie Jo, GBR	4
- JEONG Daeseon, KOR	4
- KIM Hyunjong, KOR	4
- ORTEGA DAVILA Juni, NCA	4
- ZHU Xudong, CHN	4
7. 5 Tied at	3

PLATE APPEARANCES

1. JOSEPHA Jakey Jair, NED	32
2. BURKE Christopher, AUS	31
- CASTILLO SALAS Lew, VEN	31
- CLARK Wallace Rams, GBR	31
5. BONACI MARIN Brain, VEN	30
- STEVENS Jo Ashley, AUS	30
7. 5 Tied at	29

AT BATS

1. JOSEPHA Jakey Jair, NED	27
- ZHU Xudong, CHN	27
3. CASTILLO SALAS Lew, VEN	26
- MATAMOROS CACERES, NCA	26
- PUERTA CHAVEZ Jorg, COL	26
- STEVENS Jo Ashley, AUS	26
- ZHOU Yi, CHN	26
8. 8 Tied at	25

CAUGHT STEALING

1. KIM Hyunjong, KOR	3
2. CLARK Wallace Rams, GBR	2
3. 23 Tied at	1

STRIKEOUTS

1. JOSEPHA Jakey Jair, NED	11
2. GONZALEZ CARILLO L, PUR	10
- MURAKAMI Yuichiro, JPN	10
- WANG Shun-Ho, TPE	10
5. LI Yuyang, CHN	9
- TRUJILLO ZUNIGA Em, NCA	9
- ZHANG Mingxin, CHN	9
8. 5 Tied at	8

STRIKEOUTS LOOKING

1. GONZALEZ CARILLO L, PUR	7
2. CASTILLO BORJAS Da, VEN	5
3. BROOKES Jamie Liam, RSA	4
- MURAKAMI Yuichiro, JPN	4
- TOMSJANSEN Rushent, NED	4
6. 8 Tied at	3

GDP

1. GONZALEZ CARILLO L, PUR	2
- KIM Doohyun, KOR	2
- KIM Hyunjong, KOR	2
- LEYTON CASTILLO Ro, NCA	2
- MURAKAMI Yuichiro, JPN	2
- NICOLETTO Cayden S, AUS	2
7. 30 Tied at	1

INDIVIDUAL LEADERS SUMMARY RESUMEN DE LIDERES INDIVIDUALES

(INCLUDING GAMES 1-48 – INCLUYENDO JUEGOS DEL 1 AL 48)

PITCHING LEADERS – LIDERES EN PITCHEO

EARNED RUN AVG (min 1.7 IP/G)

ZHAO Wei, CHN 0.82

OPPOSING AVG (min 1.7 IP/G)

ZHAO Wei, CHN .197

INNINGS PITCHED

1. ZHAO Wei, CHN 17.0
2. SOHOSKY Zachary Lo, GBR 12.0
3. LABOY MELENDEZ Jor, PUR 11.2
4. DUTHIE Oliver Sam, GBR 11.1
5. ZAPATA VALLECILLO, NCA 11.0
6. VIJFVINKEL Pim Dir, NED 10.2
7. 3 Tied at 10.0

STRIKEOUTS

1. CHOI Hyunseok, KOR 15
- ZAPATA VALLECILLO, NCA 15
3. DUTHIE Oliver Sam, GBR 13
- SOHOSKY Zachary Lo, GBR 13
- TANIWAKI Koki, JPN 13
6. LABOY MELENDEZ Jor, PUR 12
- SONG Jaeyoung, KOR 12
- ZHANG Jun-Wei, TPE 12
9. 4 Tied at 11

WINS

1. CHOI Hyunseok, KOR 3
2. FERMIN ACOSTA Cris, VEN 2
- LABOY MELENDEZ Jor, PUR 2
- NISHIMURA Oga, JPN 2
- SASAMORI Kosuke, JPN 2
- VIJFVINKEL Pim Dir, NED 2
- ZHAO Wei, CHN 2
8. 33 Tied at 1

SAVES

1. LUNA MALAVER Adria, VEN 2
- SONG Jaeyoung, KOR 2
- TORRES MERCADO Bry, NCA 2
- VAN DER LELIE Jell, NED 2
- WANG Xiang, CHN 2
- WANG Yu-Chieh, TPE 2
7. 12 Tied at 1

GAMES

1. SONG Jaeyoung, KOR 5
- TORRES MERCADO Bry, NCA 5
- VAN DER LELIE Jell, NED 5
4. 18 Tied at 4

GAMES STARTED

1. KIM Taehyun, KOR 3
- WHITE Robert James, RSA 3
3. 32 Tied at 2

COMPLETE GAMES

1. MORALES SEQUERA Ju, NED 1
- NAGAKUBO Kosei, JPN 1
- NISHIMURA Oga, JPN 1
- SOHOSKY Zachary Lo, GBR 1
- WANG Xiang, CHN 1
- ZHAO Wei, CHN 1

SHUTOUTS

1. NAGAKUBO Kosei, JPN 1
- ZHAO Wei, CHN 1

SACRIFICE HITS AGAINST

1. HUADAN Cairang, CHN 2
- HUANG Chung-Hsiang, TPE 2
- ZENG Jia-Huei, TPE 2
4. 29 Tied at 1

SACRIFICE FLIES AGAINST

1. GOMEZ OCAMPO Kevin, COL 3
2. VAN 'T KLOOSTER Ko, NED 2
- VIJFVINKEL Pim Dir, NED 2
4. 30 Tied at 1

LOSSES

1. WHITE Robert James, RSA 3
2. BURGOS BERDUGO Dav, COL 2
- GARCES VILLA Jose, COL 2
- MEDINA ESTANGA Bra, VEN 2
- TAYLOR Jonathan Ed, GBR 2
6. 37 Tied at 1

WILD PITCHES

1. LU Yu-Ting, TPE 4
2. BRICKHILL Tyron Ro, RSA 3
- HUTCHINSON Samuel, GBR 3
- KRIEK Marcus Chris, RSA 3
5. 10 Tied at 2

BALKS

1. HUADAN Cairang, CHN 1
- MORALES SEQUERA Ju, NED 1
- OLIVARES MEDINA Mi, VEN 1
- RODRIGUEZ CARAZO C, NCA 1
- ZAPATA VALLECILLO, NCA 1

HIT BY PITCH

1. MIRANDA VEINTIDOS, PUR 5
2. FARLEY Dylan Barns, NED 4
3. CAMPBELL Keenan Lu, RSA 3
- CORCORAN Luke Dani, GBR 3
- HONG Wonpyo, KOR 3
6. 9 Tied at 2

INTENTIONAL WALKS

1. GOMEZ OCAMPO Kevin, COL 1
- HUTCHINSON Samuel, GBR 1
- JU Seungbin, KOR 1
- RODRIGUEZ CARAZO C, NCA 1
- SONG Jaeyoung, KOR 1
- TORRES MERCADO Bry, NCA 1
- VAN DER LELIE Jell, NED 1
- WHITE Robert James, RSA 1

HITS ALLOWED

1. WHITE Robert James, RSA 20
2. SOHOSKY Zachary Lo, GBR 14
3. ZHAO Wei, CHN 12
4. HUTCHINSON Samuel, GBR 11
5. GUZMAN AGUILAR Jos, VEN 10
- TANIWAKI Koki, JPN 10
- TRIBE Joshua Conno, RSA 10
8. CHEN Kuan-Ying, TPE 9
- MEDINA ESTANGA Bra, VEN 9
10. 5 Tied at 8

RUNS ALLOWED

1. WHITE Robert James, RSA 16
2. COSTIGAN Kevin, RSA 11
3. 7 Tied at 7

EARNED RUNS (min 1.7 IP/G)

ZHAO Wei, CHN 2

WALKS ALLOWED (min 1.7 IP/G)

ZHAO Wei, CHN 0

INDIVIDUAL LEADERS SUMMARY RESUMEN DE LIDERES INDIVIDUALES

(INCLUDING GAMES 1-48 – INCLUYENDO JUEGOS DEL 1 AL 48)

FIELDING LEADERS – LIDERES DEFENSIVOS

PUTOUTS

1. PENA NAVAS Alexand, VEN	59
2. CAVILL Blake James, AUS	55
- KIM Siang, KOR	55
4. IMAZATO Ryo, JPN	52
5. GONZALEZ CARILLO L, PUR	46
6. TRUJILLO ZUNIGA Em, NCA	44
7. RIVERO MARTINEZ Gi, VEN	43
8. QUINTANA AVILA Gui, COL	41
9. GONZALEZ CRUZ Luis, NCA	40
10. 2 Tied at	37

ASSISTS

1. MATAMOROS CACERES, NCA	26
2. CLARK Wallace Rams, GBR	22
3. CASTILLO BORJAS Da, VEN	20
- YAMADA Takuya, JPN	20
5. FIERENZI Benjamin, AUS	19
6. DIAZ MORALES Randa, PUR	17
- LIU Chun-Wei, TPE	17
8. 4 Tied at	16

ERRORS

1. WU Qirui, CHN	4
2. ANTONIA Donovan Jo, NED	3
- LIU Chun-Wei, TPE	3
- MELFOR Tilsaimy Fa, NED	3
- MORENO MOLINA Cris, NCA	3
- ZHOU Yi, CHN	3
7. 8 Tied at	2

CAUGHT STEALING

1. QUINTANA AVILA Gui, COL	4
2. RIVERO MARTINEZ Gi, VEN	3
3. KIM Siang, KOR	2
- MCCLELAND Bryce Jo, RSA	2
- SKINNER Zakary Mur, AUS	2
6. 15 Tied at	1

TEAM'S STATS RANKING ESTADÍSTICAS POR EQUIPO

(INCLUDING GAMES 1-48 – INCLUYENDO JUEGOS DEL 1 AL 48)

BATTING – BATEO

TEAM	AVG	G	AB	R	H	2B	3B	HR	RBI	TB	SLG%	BB	HP	SO	GDP	OB%	SF	SH	SB-ATT
Puerto Rico	.269	8	201	36	54	12	2	2	33	76	.378	29	8	49	4	.374	5	4	12-13
Netherlands	.267	8	210	39	56	8	3	2	35	76	.362	33	5	64	2	.376	2	2	8-12
Venezuela	.256	8	199	36	51	7	1	1	33	63	.317	38	5	46	4	.382	4	7	8-9
Chinese Taipei	.248	8	198	38	49	13	4	3	33	79	.399	32	7	54	2	.365	4	2	11-16
Australia	.246	8	211	38	52	9	2	4	29	77	.365	27	11	40	4	.356	4	2	7-8
Japan	.246	8	191	34	47	10	2	6	33	79	.414	38	4	51	3	.379	2	0	5-7
Nicaragua	.237	8	198	24	47	7	1	0	21	56	.283	14	9	46	6	.317	0	1	12-14
Great Britain	.235	8	200	33	47	12	2	2	29	69	.345	31	6	44	3	.344	7	3	8-11
China	.231	8	199	29	46	6	3	1	27	61	.307	23	4	66	2	.322	1	4	9-12
Colombia	.221	8	204	29	45	9	0	1	26	57	.279	34	2	37	3	.335	2	0	6-7
Korea	.212	8	179	27	38	6	0	0	22	44	.246	26	13	36	4	.344	6	9	16-20
South Africa	.197	8	188	17	37	4	1	1	16	46	.245	26	7	71	5	.317	0	1	0-1
TOTALS	.239	48	2378	380	569	103	21	23	337	783	.329	351	81	604	42	.352	37	35	102-130

PITCHING – PITCHEO

TEAM	ERA	W-L	SV	IP	GS	CG	SHO	H	R	ER	BB	SO	2B	3B	HR	AB	B/Avg	WP	HP	BK	I	BB	SHA	SFA
Japan	1.58	7-1	2	53.0	8	2	1	36	12	12	8	49	8	0	0	183	.197	1	3	0	0	3	2	
Puerto Rico	1.59	7-1	4	57.1	8	0	0	40	16	13	30	50	6	0	2	202	.198	5	11	0	0	2	2	
Chinese Taipei	1.81	4-4	3	54.0	8	0	0	44	19	14	17	66	5	2	2	201	.219	7	4	0	0	5	1	
Nicaragua	2.25	5-3	2	56.0	8	0	0	46	21	18	18	54	6	1	3	204	.225	3	5	2	2	4	1	
Netherlands	2.46	4-4	2	54.0	8	1	0	41	29	19	33	45	7	0	1	196	.209	6	9	1	1	2	8	
Korea	2.46	4-4	2	54.0	8	0	0	43	25	19	24	72	6	1	1	202	.213	3	5	0	2	2	0	
Australia	3.32	4-4	1	57.0	8	0	0	46	35	27	35	63	9	1	2	208	.221	7	6	0	0	1	1	
China	3.37	5-3	3	54.0	8	2	1	49	29	26	17	34	3	2	2	199	.246	0	4	1	0	5	2	
Venezuela	4.17	3-5	2	52.0	8	0	0	46	33	31	36	53	15	3	1	184	.250	7	4	1	0	7	2	
Colombia	5.15	2-6	1	53.0	8	0	0	52	42	39	41	47	11	4	3	195	.267	3	10	0	1	0	7	
Great Britain	5.22	2-6	1	51.0	8	1	0	57	46	38	33	47	10	2	3	200	.285	10	10	0	1	2	4	
South Africa	9.21	1-7	1	48.2	8	0	0	69	73	64	59	24	17	5	3	204	.338	13	10	0	1	2	7	
TOTALS	3.48	48-48	24	644.0	96	6	2	569	380	320	351	604	103	21	23	2378	.239	65	81	5	8	35	37	

DEFENSE – DEFENSA

TEAM	C	PO	A	E	DP	FLD%	CSB	SBA	SBA%	CI	PB
Puerto Rico	232	172	59	1	4	.996	2	6	.750	0	2
Netherlands	225	162	53	10	4	.956	0	13	1.000	0	2
Venezuela	234	156	74	4	6	.983	3	15	.833	0	2
Chinese Taipei	220	162	50	8	1	.964	1	7	.875	1	1
Australia	240	171	62	7	6	.971	5	8	.615	0	3
Japan	238	159	77	2	6	.992	1	2	.667	0	0
Nicaragua	257	168	79	10	6	.961	1	6	.857	0	0
Great Britain	231	153	71	7	5	.970	3	8	.727	0	1
China	239	162	68	9	6	.962	1	9	.900	0	1
Colombia	210	159	48	3	4	.986	5	2	.286	0	1
Korea	219	162	50	7	4	.968	3	6	.667	0	2
South Africa	212	146	54	12	3	.943	3	20	.870	0	5
TOTALS	2757	1932	745	80	55	.971	28	102	.785	1	20

TEAM'S STATS – ESTADÍSTICAS DE EQUIPO

(INCLUDING GAMES 1-48 – INCLUYENDO JUEGOS DEL 1 AL 48)



AUSTRALIA

AUS

(All Games, Sorted by Batting Avg)

Record: Tournament: 4-4 / Opening Round: 3-2 / Placement Round Group: 3-2

#	PLAYER	AVG	GP-GS	AB	R	H	2B	3B	HR	RBI	TB	SLG%	BB	HP	SO	GDP	OB%	SF	SH	SB-ATT
25	SKINNER Zakary Mur	.318	7-7	22	4	7	0	0	1	3	10	.455	3	0	1	0	.400	0	0	0-0
5	RAE Jaylin Michael	.313	6-5	16	5	5	1	0	0	0	6	.375	3	1	1	0	.450	0	1	0-0
3	SKEPTON Roland Ale	.308	6-4	13	2	4	1	0	0	1	5	.385	1	2	4	0	.438	0	0	0-0
17	CAVILL Blake James	.286	8-8	21	2	6	1	1	0	2	9	.429	3	4	5	0	.464	0	0	0-0
15	NICOLETTO Cayden S	.286	6-4	14	2	4	1	0	0	1	5	.357	2	0	4	2	.375	0	0	0-0
34	BURKE Christopher	.240	8-8	25	3	6	2	0	1	6	11	.440	3	1	1	0	.323	2	0	1-1
1	FIERENZI Benjamin	.235	8-8	17	4	4	0	0	0	2	4	.235	3	1	2	0	.364	1	0	1-1
4	STEVENS Jo Ashley	.231	8-8	26	2	6	0	1	0	3	8	.308	4	0	3	1	.333	0	0	0-1
10	MAGUIRE Solomon Ze	.227	7-7	22	6	5	1	0	2	9	12	.545	2	1	7	0	.320	0	0	3-3
2	COOKE Bailey-Jay M	.182	8-8	22	5	4	2	0	0	1	6	.273	2	1	7	1	.269	1	1	1-1
16	BURNS Jake Mark	.167	3-3	6	2	1	0	0	0	1	1	.167	1	0	4	0	.286	0	0	1-1
22	ARMSTRONG Byron Sh	.000	6-2	7	1	0	0	0	0	0	0	.000	0	0	1	0	.000	0	0	0-0
Totals		.246		211	38	52	9	2	4	29	77	.365	27	11	40	4	.356	4	2	7-8
Opponents		.221		208	35	46	9	1	2	31	63	.303	35	6	63	4	.348	1	1	8-13

(All Games, Sorted by Earned Run Avg)

#	PLAYER	ERA	W-L	SV	IP	G	GS	CG	SHO	H	R	ER	BB	SO	2B	3B	HR	AB	B/Avg	WP	HP	BK	IBB	SHA	SFA
21	SHERRIFF William R	0.00	0-0	0	5.1	3	0	0	0	2	0	0	2	7	0	0	0	17	.118	0	0	0	0	0	0
29	MYLES Conor Brae	0.00	0-0	0	7.0	3	0	0	0	5	0	0	2	10	0	0	0	24	.208	1	0	0	0	0	0
33	MORGAN Cooper Jame	0.00	1-0	1	3.0	3	0	0	0	0	1	0	3	4	0	0	0	8	.000	0	0	0	0	0	1
46	HALL Kieren Reid	1.68	0-1	0	8.1	3	2	0	0	5	2	2	3	11	1	0	0	28	.179	0	1	0	0	0	0
55	BROOK Lachlan	2.33	0-1	0	3.0	3	0	0	0	4	3	1	1	3	1	0	0	13	.308	0	0	0	0	0	0
8	CLARKE Dylan Joshu	2.63	1-0	0	2.2	2	0	0	0	3	2	1	3	4	1	0	0	12	.250	0	1	0	0	0	0
20	JACKSON Ky	3.50	1-1	0	10.0	2	2	0	0	5	6	5	3	10	2	0	1	34	.147	1	0	0	0	1	0
51	THARLE Stuart Grae	3.50	0-0	0	4.0	3	0	0	0	5	2	2	2	2	0	1	1	17	.294	1	0	0	0	0	0
36	BEEZLEY Joshua	5.25	1-0	0	5.1	3	0	0	0	4	4	4	4	5	1	0	0	19	.211	0	1	0	0	0	0
39	ELVY Zakary Brett	5.25	0-0	0	4.0	2	2	0	0	4	5	3	4	0	1	0	0	15	.267	1	1	0	0	0	0
11	TANNER Alistair Hu	12.60	0-1	0	3.1	2	2	0	0	5	6	6	6	6	1	0	0	14	.357	1	2	0	0	0	0
7	STIVEY Maddux John	21.00	0-0	0	1.0	1	0	0	0	4	4	3	2	1	1	0	0	7	.571	2	0	0	0	0	0
Totals		3.32	4-4	1	57.0	8	8	0	0	46	35	27	35	63	9	1	2	208	.221	7	6	0	0	1	1
Opponents		3.80	4-4	4	55.1	8	8	0	0	52	38	30	27	40	9	2	4	211	.246	5	11	0	0	2	4

(All Games, Sorted by Fielding Pct)

#	PLAYER	C	PO	A	E	DP	FLD%	CSB	SBA	SBA%	CI	PB
25	SKINNER Zakary Mur	41	37	4	0	1	1.000	2	4	.667	0	1
16	BURNS Jake Mark	27	27	0	0	1	1.000	0	4	1.000	0	2
10	MAGUIRE Solomon Ze	13	11	2	0	2	1.000	0	0	0	0	0
34	BURKE Christopher	6	6	0	0	0	1.000	0	0	0	0	0
11	TANNER Alistair Hu	3	1	2	0	0	1.000	1	0	.000	0	0
20	JACKSON Ky	3	1	2	0	0	1.000	0	0	0	0	0
51	THARLE Stuart Grae	2	2	0	0	0	1.000	0	0	0	0	0
5	RAE Jaylin Michael	2	2	0	0	0	1.000	0	0	0	0	0
29	MYLES Conor Brae	1	0	1	0	0	1.000	1	0	.000	0	0
21	SHERRIFF William R	1	0	1	0	0	1.000	1	0	.000	0	0
46	HALL Kieren Reid	1	0	1	0	1	1.000	0	0	0	0	0
17	CAVILL Blake James	61	55	5	1	4	.984	0	0	0	0	0
1	FIERENZI Benjamin	32	12	19	1	3	.969	0	0	0	0	0
2	COOKE Bailey-Jay M	23	6	16	1	1	.957	0	0	0	0	0
4	STEVENS Jo Ashley	15	5	8	2	1	.867	0	0	0	0	0
3	SKEPTON Roland Ale	6	5	0	1	0	.833	0	0	0	0	0
22	ARMSTRONG Byron Sh	3	1	1	1	1	.667	0	0	0	0	0
Totals		240	171	62	7	6	.971	5	8	.615	0	3
Opponents		236	166	66	4	4	.983	1	7	.875	0	4

TEAM'S STATS – ESTADÍSTICAS DE EQUIPO

(INCLUDING GAMES 1-48 – INCLUYENDO JUEGOS DEL 1 AL 48)



CHINA

CHN

(All Games, Sorted by Batting Avg)

Record: Tournament: 5-3 / Opening Round: 3-2 / Super Round Group: 2-3

#	PLAYER	AVG	GP-GS	AB	R	H	2B	3B	HR	RBI	TB	SLG%	BB	HP	SO	GDP	OB%	SF	SH	SB-ATT
14	SONG Yupei	1.000	2-0	1	0	1	0	0	0	0	1	1.000	0	0	0	0	1.000	0	0	0-0
45	ZHU Xudong	.333	8-8	27	7	9	1	0	0	2	10	.370	1	0	7	0	.357	0	0	4-5
59	WU Qirui	.286	7-7	14	4	4	0	2	0	3	8	.571	3	0	5	0	.412	0	0	1-2
37	ZHANG Aiqi	.278	8-6	18	0	5	0	0	0	3	5	.278	2	0	3	1	.350	0	1	0-0
55	ZHOU Yi	.269	8-8	26	5	7	1	1	1	5	13	.500	0	1	7	0	.296	0	0	0-0
54	LI Yuyang	.250	8-7	16	2	4	0	0	0	4	4	.250	5	0	9	0	.429	0	0	1-1
40	HU Tianyuan	.238	8-8	21	2	5	4	0	0	4	9	.429	4	0	5	0	.360	0	2	0-0
50	ZHANG Mingxin	.222	7-6	18	3	4	0	0	0	1	4	.222	2	0	9	0	.300	0	0	0-0
33	ZHANG Wentao	.222	4-3	9	1	2	0	0	0	2	2	.222	0	0	2	0	.222	0	0	1-1
43	XING Wenbin	.188	7-6	16	2	3	0	0	0	1	3	.188	2	1	5	0	.316	0	0	2-3
16	LIN Keyu	.143	6-2	7	1	1	0	0	0	1	1	.143	0	2	4	0	.300	1	0	0-0
21	HOU Hangang	.111	5-4	9	0	1	0	0	0	0	1	.111	0	0	5	0	.111	0	0	0-0
52	WANG Shuai	.000	7-7	16	2	0	0	0	0	1	0	.000	4	0	4	1	.200	0	1	0-0
72	ZHANG Qinyang	.000	1-0	1	0	0	0	0	0	0	0	.000	0	0	1	0	.000	0	0	0-0
Totals		.231		199	29	46	6	3	1	27	61	.307	23	4	66	2	.322	1	4	9-12
Opponents		.246		199	29	49	3	2	2	26	62	.312	17	4	34	3	.315	2	5	9-10

(All Games, Sorted by Earned Run Avg)

#	PLAYER	ERA	W-L	SV	IP	G	GS	CG	SHO	H	R	ER	BB	SO	2B	3B	HR	AB	B/Avg	WP	HP	BK	IBB	SHA	SFA
39	ZHAO Wei	0.82	2-0	0	17.0	3	2	1	1	12	2	2	0	11	0	1	0	61	.197	0	0	0	0	0	0
42	WANG Xiang	2.10	1-0	2	10.0	3	1	1	0	8	4	3	1	6	1	0	1	36	.222	0	0	0	0	1	1
68	YI Jian	2.63	0-1	0	2.2	2	1	0	0	2	1	1	2	0	0	0	0	9	.222	0	1	0	0	0	0
53	HUADAN Cairang	2.63	1-0	0	8.0	2	2	0	0	7	5	3	2	9	0	0	1	30	.233	0	0	1	0	2	0
9	LIN Yujun	4.42	0-1	1	6.1	3	1	0	0	7	4	4	3	3	1	0	0	23	.304	0	1	0	0	1	0
49	SUO Xudi	5.25	1-0	0	4.0	2	0	0	0	3	3	3	1	1	0	1	0	15	.200	0	0	0	0	0	1
58	FU Huachen	8.40	0-0	0	1.2	2	0	0	0	4	2	2	2	2	1	0	0	9	.444	0	0	0	0	0	0
38	ZHOU Jie	8.40	0-0	0	3.1	2	0	0	0	5	4	4	2	1	0	0	0	13	.385	0	1	0	0	1	0
51	DING Shutong	28.00	0-1	0	1.0	2	1	0	0	1	4	4	4	1	0	0	0	3	.333	0	1	0	0	0	0
Totals		3.37	5-3	3	54.0	8	8	2	1	49	29	26	17	34	3	2	2	199	.246	0	4	1	0	5	2
Opponents		3.05	3-5	1	55.0	8	8	1	1	46	29	24	23	66	6	3	1	199	.231	3	4	0	0	4	1

(All Games, Sorted by Fielding Pct)

#	PLAYER	C	PO	A	E	DP	FLD%	CSB	SBA	SBA%	CI	PB
50	ZHANG Mingxin	38	35	3	0	3	1.000	0	0	0	0	0
40	HU Tianyuan	35	19	16	0	3	1.000	0	0	0	0	0
54	LI Yuyang	27	24	3	0	1	1.000	0	0	0	0	0
45	ZHU Xudong	11	11	0	0	0	1.000	0	0	0	0	0
21	HOU Hangang	6	6	0	0	0	1.000	0	0	0	0	0
68	YI Jian	4	3	1	0	1	1.000	0	0	0	0	0
42	WANG Xiang	4	0	4	0	0	1.000	0	0	0	0	0
43	XING Wenbin	3	1	2	0	0	1.000	0	0	0	0	0
39	ZHAO Wei	3	0	3	0	0	1.000	0	0	0	0	0
9	LIN Yujun	2	0	2	0	1	1.000	0	0	0	0	0
16	LIN Keyu	2	2	0	0	0	1.000	0	0	0	0	0
53	HUADAN Cairang	2	0	2	0	0	1.000	0	0	0	0	0
38	ZHOU Jie	2	0	2	0	0	1.000	0	0	0	0	0
49	SUO Xudi	1	1	0	0	0	1.000	0	0	0	0	0
52	WANG Shuai	36	31	4	1	2	.972	1	5	.833	0	0
37	ZHANG Aiqi	22	7	14	1	3	.955	0	0	0	0	0
55	ZHOU Yi	19	15	1	3	0	.842	0	4	1.000	0	1
59	WU Qirui	22	7	11	4	1	.818	0	0	0	0	0
Totals		239	162	68	9	6	.962	1	9	.900	0	1
Opponents		236	165	68	3	2	.987	3	9	.750	0	1

TEAM'S STATS – ESTADÍSTICAS DE EQUIPO

(INCLUDING GAMES 1-48 – INCLUYENDO JUEGOS DEL 1 AL 48)



COLOMBIA

COL

(All Games, Sorted by Batting Avg)

Record: Tournament: 2-6 / Opening Round: 1-4 / Placement Round Group: 2-3

#	PLAYER	AVG	GP-GS	AB	R	H	2B	3B	HR	RBI	TB	SLG%	BB	HP	SO	GDP	OB%	SF	SH	SB-ATT
24	HENAO ORTEGA Jean	.389	7-6	18	2	7	1	0	0	4	8	.444	2	0	4	0	.450	0	0	1-1
43	PUERTA CHAVEZ Jorg	.308	8-8	26	2	8	1	0	0	2	9	.346	1	0	1	0	.333	0	0	0-0
53	BORRERO BRICENO Da	.304	8-8	23	4	7	1	0	1	3	11	.478	3	0	3	1	.370	1	0	1-1
20	QUINTANA AVILA Gui	.250	8-8	20	4	5	2	0	0	3	7	.350	4	0	2	1	.360	1	0	0-0
11	GARCIA ARDILLA Jua	.214	5-5	14	0	3	1	0	0	2	4	.286	2	1	3	0	.353	0	0	0-0
25	MARTINEZ CANTILLO	.211	7-6	19	4	4	0	0	0	3	4	.211	3	0	4	0	.318	0	0	0-0
2	BELTRAN MENDOZA No	.167	8-8	18	3	3	1	0	0	3	4	.222	5	1	2	0	.375	0	0	2-2
3	ARROYO PADILLA Car	.167	7-7	18	3	3	1	0	0	2	4	.222	7	0	1	0	.400	0	0	0-1
15	JARABA LORDUY Bran	.154	5-5	13	1	2	0	0	0	0	2	.154	1	0	6	0	.214	0	0	0-0
1	VILLAFANE MURILLO	.136	8-7	22	5	3	1	0	0	4	4	.182	3	0	5	0	.240	0	0	1-1
12	SEPULVEDA SARMIENT	.000	4-2	6	0	0	0	0	0	0	0	.000	1	0	4	0	.143	0	0	1-1
68	ARMAS ROMERO Gusta	.000	5-2	7	1	0	0	0	0	0	0	.000	2	0	2	1	.222	0	0	0-0
Totals		.221		204	29	45	9	0	1	26	57	.279	34	2	37	3	.335	2	0	6-7
Opponents		.267		195	42	52	11	4	3	39	80	.41	41	10	47	3	.407	7	0	2-7

(All Games, Sorted by Earned Run Avg)

#	PLAYER	ERA	W-L	SV	IP	G	GS	CG	SHO	H	R	ER	BB	SO	2B	3B	HR	AB	B/Avg	WP	HP	BK	IBB	SHA	SFA
47	DIAZ BELTRAN Crist	0.00	0-0	0	5.0	3	0	0	0	4	0	0	2	5	0	0	0	17	.235	0	0	0	0	0	1
26	ACEVEDO PINEREZ Da	0.91	0-0	0	7.2	2	2	0	0	5	2	1	2	6	1	1	0	28	.179	0	2	0	0	0	0
9	CHIQUILLO UTRIA Di	1.17	0-0	0	6.0	4	0	0	0	4	1	1	5	9	1	1	0	20	.200	0	0	0	0	0	1
17	RUMBOS ALVAREZ Man	1.75	0-0	0	4.0	2	2	0	0	1	1	1	5	4	0	0	0	12	.083	0	1	0	0	0	0
42	MALDONADO MOSQUERA	3.94	0-0	0	5.1	4	0	0	0	4	3	3	5	6	2	0	0	19	.211	0	1	0	0	0	0
19	MEZA GOMEZ Carlos	4.67	1-0	1	6.0	4	0	0	0	4	4	4	5	4	1	0	0	21	.190	0	0	0	0	0	0
30	GOMEZ OCAMPO Kevin	4.85	1-0	0	4.1	3	0	0	0	7	3	3	1	0	3	0	0	17	.412	1	0	0	1	0	3
32	BLANCO MONTES Sant	5.60	0-1	0	5.0	2	2	0	0	4	4	4	3	3	1	0	0	15	.267	2	2	0	0	0	1
6	MEDRANO ARROYO Bry	9.80	0-1	0	5.0	3	0	0	0	6	7	7	4	6	0	0	1	21	.286	0	0	0	0	0	0
82	CEDENO TAPIAS Rube	14.00	0-0	0	3.0	2	0	0	0	5	6	6	3	2	1	0	1	12	.417	0	0	0	0	0	1
22	BURGOS BERDUGO Dav	21.00	0-2	0	1.1	3	0	0	0	6	6	4	2	2	1	2	1	11	.545	0	2	0	0	0	0
77	GARCES VILLA Jose	105.00	0-2	0	0.1	2	2	0	0	2	5	5	4	0	0	0	0	2	1.000	0	2	0	0	0	0
Totals		5.15	2-6	1	53.0	8	8	0	0	52	42	39	41	47	11	4	3	195	.267	3	10	0	1	0	7
Opponents		2.46	6-2	2	54.0	8	8	0	0	45	29	19	34	37	9	0	1	204	.221	7	2	1	0	0	2

(All Games, Sorted by Fielding Pct)

#	PLAYER	C	PO	A	E	DP	FLD%	CSB	SBA	SBA%	CI	PB
20	QUINTANA AVILA Gui	48	41	7	0	0	1.000	4	2	.333	0	0
53	BORRERO BRICENO Da	40	36	4	0	4	1.000	0	0	0	0	0
3	ARROYO PADILLA Car	22	12	10	0	2	1.000	0	0	0	0	0
2	BELTRAN MENDOZA No	16	10	6	0	2	1.000	0	0	0	0	0
24	HENAO ORTEGA Jean	15	11	4	0	1	1.000	0	0	0	0	0
1	VILLAFANE MURILLO	15	15	0	0	0	1.000	0	0	0	0	0
43	PUERTA CHAVEZ Jorg	11	11	0	0	0	1.000	0	0	0	0	0
25	MARTINEZ CANTILLO	7	3	4	0	1	1.000	0	0	0	0	0
11	GARCIA ARDILLA Jua	6	5	1	0	0	1.000	1	0	.000	0	1
68	ARMAS ROMERO Gusta	5	5	0	0	0	1.000	0	0	0	0	0
47	DIAZ BELTRAN Crist	4	1	3	0	0	1.000	0	0	0	0	0
32	BLANCO MONTES Sant	3	1	2	0	0	1.000	0	0	0	0	0
42	MALDONADO MOSQUERA	1	0	1	0	0	1.000	0	0	0	0	0
9	CHIQUILLO UTRIA Di	1	1	0	0	0	1.000	0	0	0	0	0
19	MEZA GOMEZ Carlos	1	1	0	0	0	1.000	0	0	0	0	0
26	ACEVEDO PINEREZ Da	1	0	1	0	0	1.000	0	0	0	0	0
82	CEDENO TAPIAS Rube	1	0	1	0	0	1.000	0	0	0	0	0
15	JARABA LORDUY Bran	10	5	3	2	0	.800	0	0	0	0	0
12	SEPULVEDA SARMIENT	3	1	1	1	0	.667	0	0	0	0	0
Totals		210	159	48	3	4	.986	5	2	.286	0	1
Opponents		231	162	62	7	5	.97	1	6	.857	0	2

TEAM'S STATS – ESTADÍSTICAS DE EQUIPO

(INCLUDING GAMES 1-48 – INCLUYENDO JUEGOS DEL 1 AL 48)



GREAT BRITAIN

GBR

(All Games, Sorted by Batting Avg)

Record: Tournament: 2-6 / Opening Round: 0-5 / Placement Round Group: 2-3

#	PLAYER	AVG	GP-GS	AB	R	H	2B	3B	HR	RBI	TB	SLG%	BB	HP	SO	GDP	OB%	SF	SH	SB-ATT
23	STOCKMAN Tucker Je	.353	8-8	17	2	6	1	0	0	4	7	.412	5	2	3	1	.520	1	0	0-1
17	FLAHERTY Michael J	.308	6-4	13	2	4	1	0	0	2	5	.385	1	0	3	0	.333	1	0	0-0
20	LEID Benjamin John	.300	4-4	10	4	3	0	0	0	1	3	.300	2	0	2	0	.417	0	0	0-0
25	QUINN-IRONS James	.280	8-8	25	4	7	3	0	1	4	13	.520	3	1	8	0	.379	0	0	0-0
21	CLARK Wallace Rams	.280	8-8	25	4	7	3	0	0	4	10	.400	5	0	4	0	.400	0	1	1-3
1	COLLINS Charlie Jo	.278	6-5	18	4	5	1	0	0	3	6	.333	1	1	4	1	.350	0	0	4-4
4	MERCER Rayondre Sh	.250	8-8	20	4	5	1	0	0	2	6	.300	2	1	2	0	.333	1	0	1-1
9	SMITH J'Quann D'An	.250	4-4	8	1	2	0	1	0	1	4	.500	0	0	1	0	.222	1	1	1-1
24	KANE Aidan James	.214	5-4	14	2	3	1	0	0	0	4	.286	1	0	5	0	.267	0	0	0-0
6	LAMBDIN Jacob Paul	.143	6-6	14	2	2	1	0	0	1	3	.214	6	0	3	0	.400	0	0	1-1
10	VIERA Max Anthony	.136	8-8	22	3	3	0	1	1	4	8	.364	4	0	4	1	.269	0	1	0-0
12	KING David William	.000	2-0	2	0	0	0	0	0	0	0	.000	0	0	1	0	.000	0	0	0-0
26	JOHNSTON Andrew Ja	.000	2-1	4	1	0	0	0	0	0	0	.000	0	1	1	0	.200	0	0	0-0
22	WARD Matthew Peter	.000	4-4	8	0	0	0	0	0	3	0	.000	1	0	3	0	.083	3	0	0-0
Totals		.235		200	33	47	12	2	2	29	69	.345	31	6	44	3	.344	7	3	8-11
Opponents		.285		200	46	57	10	2	3	39	80	.4	33	10	47	3	.405	4	2	8-11

(All Games, Sorted by Earned Run Avg)

#	PLAYER	ERA	W-L	SV	IP	G	GS	CG	SHO	H	R	ER	BB	SO	2B	3B	HR	AB	B/Avg	WP	HP	BK	IBB	SHA	SFA
1	COLLINS Charlie Jo	0.00	0-0	0	1.0	1	0	0	0	0	0	0	1	2	0	0	0	2	.000	1	1	0	0	0	0
7	DUTHIE Oliver Sam	0.62	1-0	0	11.1	2	2	0	0	5	1	1	4	13	0	0	0	38	.132	0	1	0	0	0	0
11	SOHOSKY Zachary Lo	2.33	1-1	0	12.0	2	2	1	0	14	6	4	6	13	2	0	1	46	.304	0	1	0	0	1	1
5	MOORE Cameron Lloy	4.20	0-0	0	3.1	3	0	0	0	2	4	2	4	2	1	0	0	11	.182	1	1	0	0	0	1
13	HUTCHINSON Samuel	6.30	0-0	1	6.2	4	0	0	0	11	7	6	3	6	2	1	0	28	.393	3	0	0	1	1	1
18	TAYLOR Jonathan Ed	7.00	0-2	0	5.0	4	0	0	0	6	7	5	3	5	1	1	0	20	.300	1	2	0	0	0	1
8	LEBEL Colin Richar	7.41	0-1	0	5.2	2	2	0	0	5	7	6	4	3	2	0	0	24	.208	2	1	0	0	0	0
14	WRIGHT Cameron Jam	10.50	0-0	0	2.0	2	0	0	0	2	3	3	3	0	0	0	0	7	.286	0	0	0	0	0	0
6	LAMBDIN Jacob Paul	14.00	0-1	0	1.0	2	1	0	0	3	2	2	3	1	0	0	1	6	.500	0	0	0	0	0	0
19	BRAY Aidan Alexand	21.00	0-0	0	1.0	1	0	0	0	3	3	3	2	0	0	0	0	6	.500	2	0	0	0	0	0
28	CORCORAN Luke Dani	21.00	0-1	0	2.0	1	1	0	0	6	6	6	0	2	2	0	1	12	.500	0	3	0	0	0	0
Totals		5.22	2-6	1	51.0	8	8	1	0	57	46	38	33	47	10	2	3	200	.285	10	10	0	1	2	4
Opponents		3.24	6-2	2	54.0	8	8	2	0	47	33	25	31	44	12	2	2	200	.235	4	6	0	0	3	7

(All Games, Sorted by Fielding Pct)

#	PLAYER	C	PO	A	E	DP	FLD%	CSB	SBA	SBA%	CI	PB
24	KANE Aidan James	35	33	2	0	3	1.000	0	0	0	0	0
21	CLARK Wallace Rams	31	9	22	0	3	1.000	0	0	0	0	0
17	FLAHERTY Michael J	24	18	6	0	0	1.000	0	0	0	0	0
22	WARD Matthew Peter	18	16	2	0	0	1.000	1	4	.800	0	0
25	QUINN-IRONS James	10	9	1	0	0	1.000	0	0	0	0	0
11	SOHOSKY Zachary Lo	4	0	4	0	0	1.000	0	1	1.000	0	0
26	JOHNSTON Andrew Ja	4	3	1	0	0	1.000	1	0	.000	0	0
18	TAYLOR Jonathan Ed	2	0	2	0	0	1.000	0	0	0	0	0
8	LEBEL Colin Richar	2	0	2	0	0	1.000	0	0	0	0	0
5	MOORE Cameron Lloy	1	1	0	0	0	1.000	0	0	0	0	0
28	CORCORAN Luke Dani	1	0	1	0	0	1.000	0	0	0	0	0
7	DUTHIE Oliver Sam	1	0	1	0	0	1.000	0	0	0	0	0
12	KING David William	1	1	0	0	0	1.000	0	0	0	0	0
23	STOCKMAN Tucker Je	39	35	3	1	0	.974	1	3	.750	0	1
6	LAMBDIN Jacob Paul	14	3	10	1	1	.929	0	0	0	0	0
10	VIERA Max Anthony	22	6	14	2	2	.909	0	0	0	0	0
1	COLLINS Charlie Jo	11	10	0	1	1	.909	0	0	0	0	0
4	MERCER Rayondre Sh	10	9	0	1	0	.900	0	0	0	0	0
9	SMITH J'Quann D'An	1	0	0	1	0	.000	0	0	0	0	0
Totals		231	153	71	7	5	.970	3	8	.727	0	1
Opponents		225	162	52	11	3	.951	3	8	.727	1	0

TEAM'S STATS – ESTADÍSTICAS DE EQUIPO

(INCLUDING GAMES 1-48 – INCLUYENDO JUEGOS DEL 1 AL 48)



JAPAN

JPN

(All Games, Sorted by Batting Avg)

Record: Tournament: 7-1 / Opening Round: 4-1 / Super Round Group: 4-1

#	PLAYER	AVG	GP-GS	AB	R	H	2B	3B	HR	RBI	TB	SLG%	BB	HP	SO	GDP	OB%	SF	SH	SB-ATT
24	HAYASHI Takuma	.500	5-3	4	1	2	1	0	0	1	3	.750	3	0	0	0	.714	0	0	0-1
1	TAURA Yusuke	.500	5-0	4	2	2	0	1	0	0	4	1.000	2	0	2	0	.667	0	0	0-0
7	YOSHIKAWA Kaito	.467	7-6	15	5	7	3	0	0	3	10	.667	0	1	3	0	.471	1	0	2-2
5	NISHIMURA Shinnosu	.389	8-8	18	4	7	1	1	1	8	13	.722	3	0	3	0	.455	1	0	0-0
0	YAMADA Takuya	.348	8-8	23	5	8	2	0	1	4	13	.565	4	0	2	0	.444	0	0	0-0
3	IMAZATO Ryo	.286	7-7	14	4	4	0	0	1	2	7	.500	9	1	6	0	.583	0	0	0-0
26	TAKATA Kota	.250	4-3	8	2	2	0	0	0	3	2	.250	3	0	0	0	.455	0	0	0-0
4	TAKAHASHI Takanori	.211	7-7	19	2	4	1	0	0	3	5	.263	4	1	7	0	.375	0	0	0-0
2	ARIMA Ryo	.182	4-4	11	2	2	0	0	0	0	2	.182	0	0	4	1	.182	0	0	0-0
10	AIBA Kanta	.143	6-6	14	0	2	1	0	0	3	3	.214	3	1	3	0	.333	0	0	1-1
9	NOGUCHI Taishi	.136	8-8	22	3	3	1	0	0	1	4	.182	6	0	7	0	.321	0	0	2-3
25	MURAKAMI Yuichiro	.120	7-7	25	3	3	0	0	2	2	9	.360	0	0	10	2	.120	0	0	0-0
8	URA Kazuhiro	.091	6-4	11	1	1	0	0	1	3	4	.364	1	0	3	0	.167	0	0	0-0
22	KOYAMA Shoki	.000	2-1	3	0	0	0	0	0	0	0	.000	0	0	1	0	.000	0	0	0-0
Totals		.246		191	34	47	10	2	6	33	79	.414	38	4	51	3	.379	2	0	5-7
Opponents		.197		183	12	36	8	0	0	12	44	.24	8	3	49	5	.240	2	3	2-3

(All Games, Sorted by Earned Run Avg)

#	PLAYER	ERA	W-L	SV	IP	G	GS	CG	SHO	H	R	ER	BB	SO	2B	3B	HR	AB	B/Avg	WP	HP	BK	IBB	SHA	SFA
14	SASAMORI Kosuke	0.00	2-0	0	6.0	2	1	0	0	5	0	0	0	4	0	0	0	22	.227	0	0	0	0	0	0
12	NAGAKUBO Kosei	0.00	1-0	0	7.0	1	1	1	1	1	0	0	0	6	0	0	0	22	.045	0	0	0	0	0	0
28	MATSUDA Wataru	0.00	0-0	1	3.1	4	0	0	0	1	0	0	0	3	0	0	0	11	.091	0	0	0	0	0	0
11	NISHIMURA Oga	0.84	2-0	0	8.1	4	1	1	0	4	1	1	1	7	2	0	0	28	.143	0	0	0	0	1	1
21	MATSUDA Kento	1.40	0-0	0	5.0	2	1	0	0	3	1	1	1	5	1	0	0	17	.176	0	0	0	0	0	0
16	GOTO Ryoju	1.68	1-0	0	8.1	2	2	0	0	8	2	2	4	7	1	0	0	29	.276	0	1	0	0	0	1
17	SATO Aren	3.50	0-0	0	2.0	2	0	0	0	1	1	1	0	2	0	0	0	6	.167	1	2	0	0	0	0
15	TANIWAKI Koki	3.50	1-1	0	10.0	3	2	0	0	10	5	5	1	13	3	0	0	38	.263	0	0	0	0	1	0
18	HAYASHIDA Yuto	4.67	0-0	1	3.0	3	0	0	0	3	2	2	1	2	1	0	0	10	.300	0	0	0	0	1	0
Totals		1.58	7-1	2	53.0	8	8	2	1	36	12	12	8	49	8	0	0	183	.197	1	3	0	0	3	2
Opponents		3.92	1-7	0	50.0	8	8	0	0	47	34	28	38	51	10	2	6	191	.246	7	4	1	1	0	2

(All Games, Sorted by Fielding Pct)

#	PLAYER	C	PO	A	E	DP	FLD%	CSB	SBA	SBA%	CI	PB
3	IMAZATO Ryo	60	52	8	0	3	1.000	0	0	0	0	0
2	ARIMA Ryo	29	29	0	0	0	1.000	0	0	0	0	0
0	YAMADA Takuya	29	9	20	0	6	1.000	0	0	0	0	0
9	NOGUCHI Taishi	24	23	1	0	0	1.000	1	2	.667	0	0
4	TAKAHASHI Takanori	17	2	15	0	1	1.000	0	0	0	0	0
10	AIBA Kanta	15	6	9	0	2	1.000	0	0	0	0	0
8	URA Kazuhiro	12	11	1	0	2	1.000	0	0	0	0	0
7	YOSHIKAWA Kaito	6	5	1	0	0	1.000	0	0	0	0	0
5	NISHIMURA Shinnosu	6	6	0	0	0	1.000	0	0	0	0	0
12	NAGAKUBO Kosei	5	2	3	0	0	1.000	0	0	0	0	0
1	TAURA Yusuke	5	0	5	0	0	1.000	0	0	0	0	0
14	SASAMORI Kosuke	3	1	2	0	0	1.000	0	0	0	0	0
22	KOYAMA Shoki	3	3	0	0	0	1.000	0	0	0	0	0
25	MURAKAMI Yuichiro	3	3	0	0	0	1.000	0	0	0	0	0
11	NISHIMURA Oga	3	2	1	0	0	1.000	0	0	0	0	0
21	MATSUDA Kento	2	0	2	0	0	1.000	0	0	0	0	0
15	TANIWAKI Koki	2	1	1	0	0	1.000	0	0	0	0	0
16	GOTO Ryoju	2	1	1	0	0	1.000	0	0	0	0	0
28	MATSUDA Wataru	1	0	1	0	1	1.000	0	0	0	0	0
26	TAKATA Kota	11	3	6	2	3	.818	0	0	0	0	0
Totals		238	159	77	2	6	.992	1	2	.667	0	0
Opponents		213	150	55	8	4	.962	2	5	.714	0	1

TEAM'S STATS – ESTADÍSTICAS DE EQUIPO

(INCLUDING GAMES 1-48 – INCLUYENDO JUEGOS DEL 1 AL 48)



KOREA

KOR

(All Games, Sorted by Batting Avg)

Record: Tournament: 4-4 / Opening Round: 3-2 / Super Round Group: 1-4

#	PLAYER	AVG	GP-GS	AB	R	H	2B	3B	HR	RBI	TB	SLG%	BB	HP	SO	GDP	OB%	SF	SH	SB-ATT
27	RYU Hyeonjun	.500	4-3	8	2	4	1	0	0	1	5	.625	1	1	0	0	.600	0	0	0-0
13	KIM Doohyun	.400	7-5	10	0	4	1	0	0	3	5	.500	2	1	1	2	.500	1	1	2-3
2	JEONG Daeseon	.333	8-7	18	4	6	2	0	0	5	8	.444	0	2	2	0	.381	1	0	4-4
26	KIM Siang	.313	7-7	16	3	5	1	0	0	3	6	.375	0	5	3	0	.455	1	0	0-0
15	JEONG Anseok	.263	8-6	19	2	5	0	0	0	2	5	.263	2	0	7	0	.333	0	1	3-3
51	KIM Hyunjong	.238	8-8	21	3	5	0	0	0	3	5	.238	6	0	2	2	.407	0	0	4-7
8	CHOI Sungmin	.176	8-8	17	3	3	0	0	0	0	3	.176	4	1	3	0	.364	0	3	1-1
50	SONG Hojung	.167	7-7	18	4	3	0	0	0	0	3	.167	3	0	3	0	.286	0	0	1-1
14	KIM Donghyun	.150	7-7	20	2	3	1	0	0	2	4	.200	0	1	4	0	.182	1	1	0-0
16	KIM Jinhyung	.000	7-3	10	1	0	0	0	0	0	0	.000	3	0	3	0	.231	0	0	0-0
7	LEE Junghyun	.000	3-1	4	0	0	0	0	0	0	0	.000	0	1	2	0	.200	0	0	0-0
52	LIM Sangwoo	.000	7-5	11	2	0	0	0	0	2	0	.000	2	0	4	0	.133	2	0	1-1
3	HONG Daein	.000	8-5	7	1	0	0	0	0	1	0	.000	3	1	2	0	.364	0	3	0-0
Totals		.212		179	27	38	6	0	0	22	44	.246	26	13	36	4	.344	6	9	16-20
Opponents		.213		202	25	43	6	1	1	23	54	.267	24	5	72	4	.312	0	2	6-9

(All Games, Sorted by Earned Run Avg)

#	PLAYER	ERA	W-L	SV	IP	G	GS	CG	SHO	H	R	ER	BB	SO	2B	3B	HR	AB	B/Avg	WP	HP	BK	IBB	SHA	SFA
17	CHOI Hyunseok	0.00	3-0	0	10.0	4	1	0	0	3	2	0	1	15	0	0	0	34	.088	0	0	0	0	0	0
21	JU Seungbin	0.00	0-0	0	1.1	2	0	0	0	1	0	0	2	2	0	0	0	5	.200	1	0	0	1	0	0
19	KIM Taehyun	0.72	0-1	0	9.2	3	3	0	0	7	3	1	8	11	2	0	0	35	.200	0	0	0	0	0	0
30	HONG Wonpyo	0.91	0-0	0	7.2	4	1	0	0	6	1	1	0	7	1	0	0	27	.222	0	3	0	0	0	0
11	SONG Jaeyoung	0.95	0-0	2	7.1	5	0	0	0	6	2	1	2	12	0	1	0	27	.222	0	0	0	1	1	0
18	KIM Baeksan	2.10	0-0	0	3.1	3	0	0	0	3	2	1	1	4	0	0	0	14	.214	1	1	0	0	0	0
55	PARK Kiho	2.74	0-1	0	7.2	2	2	0	0	5	3	3	4	10	1	0	1	28	.179	0	0	0	0	0	0
24	HAN Jiheon	7.00	0-0	0	2.0	2	0	0	0	1	2	2	1	4	0	0	0	8	.125	0	1	0	0	0	0
67	KIM Dobeon	10.50	1-1	0	2.0	2	0	0	0	2	3	3	1	3	0	0	0	8	.250	1	0	0	0	0	0
1	SON Juhwan	15.75	0-0	0	1.1	3	0	0	0	6	3	3	1	1	2	0	0	9	.667	0	0	0	0	1	0
12	LIM Hyungwon	16.80	0-1	0	1.2	2	1	0	0	3	4	4	3	3	0	0	0	7	.429	0	0	0	0	0	0
Totals		2.46	4-4	2	54.0	8	8	0	0	43	25	19	24	72	6	1	1	202	.213	3	5	0	2	2	0
Opponents		2.98	4-4	3	54.0	8	8	0	0	38	27	23	26	36	6	0	0	179	.212	8	13	1	0	9	6

(All Games, Sorted by Fielding Pct)

#	PLAYER	C	PO	A	E	DP	FLD%	CSB	SBA	SBA%	CI	PB
26	KIM Siang	57	55	2	0	0	1.000	2	2	.500	0	1
50	SONG Hojung	21	6	15	0	1	1.000	0	0	0	0	0
27	RYU Hyeonjun	20	20	0	0	0	1.000	0	3	1.000	0	1
13	KIM Doohyun	12	6	6	0	1	1.000	0	0	0	0	0
15	JEONG Anseok	11	11	0	0	0	1.000	0	0	0	0	0
51	KIM Hyunjong	10	10	0	0	0	1.000	0	0	0	0	0
8	CHOI Sungmin	8	8	0	0	0	1.000	0	0	0	0	0
16	KIM Jinhyung	5	5	0	0	0	1.000	0	0	0	0	0
17	CHOI Hyunseok	2	0	2	0	0	1.000	0	0	0	0	0
55	PARK Kiho	1	0	1	0	0	1.000	0	0	0	0	0
7	LEE Junghyun	1	1	0	0	0	1.000	0	0	0	0	0
30	HONG Wonpyo	1	1	0	0	0	1.000	0	0	0	0	0
3	HONG Daein	18	8	9	1	3	.944	0	0	0	0	0
14	KIM Donghyun	18	16	1	1	4	.944	0	0	0	0	0
2	JEONG Daeseon	16	12	3	1	0	.938	0	0	0	0	0
52	LIM Sangwoo	13	2	10	1	3	.923	0	0	0	0	0
19	KIM Taehyun	2	0	1	1	0	.500	1	0	.000	0	0
24	HAN Jiheon	2	1	0	1	0	.500	0	0	0	0	0
18	KIM Baeksan	1	0	0	1	0	.000	0	0	0	0	0
Totals		219	162	50	7	4	.968	3	5	.625	0	2
Opponents		257	162	82	13	6	.949	4	16	.800	0	4

TEAM'S STATS – ESTADÍSTICAS DE EQUIPO

(INCLUDING GAMES 1-48 – INCLUYENDO JUEGOS DEL 1 AL 48)



NETHERLANDS

NED

(All Games, Sorted by Batting Avg)

Record: Tournament: 4-4 / Opening Round: 2-3 / Placement Round Group: 4-1

#	PLAYER	AVG	GP-GS	AB	R	H	2B	3B	HR	RBI	TB	SLG%	BB	HP	SO	GDP	OB%	SF	SH	SB-ATT
26	KUIJPER Sem	.417	5-5	12	2	5	0	0	0	0	5	.417	0	0	3	0	.417	0	0	0-0
18	MARLIN Gedionne Mi	.368	7-7	19	6	7	2	0	1	7	12	.632	2	0	6	0	.409	1	1	1-1
27	JOSEPHA Jakey Jair	.333	8-8	27	5	9	2	1	0	6	13	.481	4	1	11	1	.438	0	0	1-2
12	LEGITO Raydley Joa	.333	5-5	15	4	5	0	0	1	3	8	.533	1	0	3	0	.375	0	0	1-2
19	COLLINS Darryl Jam	.300	7-7	20	3	6	0	1	0	7	8	.400	3	0	1	0	.375	1	0	0-1
33	ANTONIA Donovan Jo	.273	8-8	22	4	6	2	1	0	4	10	.455	5	2	4	0	.448	0	0	3-4
13	MELFOR Tilsaimy Fa	.250	5-4	12	1	3	1	0	0	1	4	.333	0	1	6	0	.308	0	1	0-0
41	TOMSJANSEN Rushent	.238	7-7	21	2	5	1	0	0	2	6	.286	2	0	7	1	.304	0	0	1-1
55	RUBEN Marnix	.214	6-5	14	5	3	0	0	0	0	3	.214	3	0	3	0	.353	0	0	0-0
66	PITERNELLA Ruendri	.176	7-5	17	3	3	0	0	0	1	3	.176	5	0	6	0	.364	0	0	0-0
11	VAN BORKULO Jair M	.150	8-8	20	3	3	0	0	0	1	3	.150	4	0	8	0	.292	0	0	1-1
99	JAKOBUS Marvin	.111	5-3	9	0	1	0	0	0	2	1	.111	2	0	5	0	.273	0	0	0-0
3	CROUWEL Matis	.000	3-0	2	1	0	0	0	0	1	0	.000	2	1	1	0	.600	0	0	0-0
Totals		.267		210	39	56	8	3	2	35	76	.362	33	5	64	2	.376	2	2	8-12
Opponents		.209		196	29	41	7	0	1	26	51	.26	33	9	45	2	.337	8	2	13-13

(All Games, Sorted by Earned Run Avg)

#	PLAYER	ERA	W-L	SV	IP	G	GS	CG	SHO	H	R	ER	BB	SO	2B	3B	HR	AB	B/Avg	WP	HP	BK	IBB	SHA	SFA
21	VAN DER LELIE Jell	0.00	0-0	2	5.1	5	0	0	0	5	0	0	1	7	0	0	0	20	.250	0	0	0	1	0	0
16	VAN 'T KLOOSTER Ko	0.00	1-0	0	2.1	2	0	0	0	1	0	0	2	4	0	0	0	7	.143	2	0	0	0	0	2
4	DE GRAAUW Gio	0.00	0-1	0	4.1	2	0	0	0	2	2	0	1	6	0	0	0	14	.143	0	1	0	0	1	1
25	VIJFVINKEL Pim Dir	0.66	2-0	0	10.2	4	0	0	0	7	4	1	3	5	1	0	0	37	.189	0	0	0	0	1	2
44	FARLEY Dylan Barns	1.00	1-0	0	7.0	2	2	0	0	5	3	1	3	4	0	0	1	26	.192	0	4	0	0	0	0
6	IRAUSQUIN Edvin Al	1.62	0-0	0	4.1	2	0	0	0	5	2	1	2	2	1	0	0	19	.263	0	0	0	0	0	0
2	MORALES SEQUERA Ju	2.25	0-1	0	9.1	3	2	1	0	4	5	3	7	10	0	0	0	32	.125	2	1	1	0	0	1
28	CASIMIRI Jiorgeny	4.85	0-1	0	4.1	3	0	0	0	3	3	3	2	2	1	0	0	16	.188	0	0	0	0	0	0
29	KRAGT Naut	10.50	0-0	0	4.0	2	2	0	0	7	6	6	4	3	3	0	0	19	.368	0	1	0	0	0	0
10	STUART Chris Junio	10.50	0-1	0	2.0	2	2	0	0	2	3	3	7	2	1	0	0	6	.333	2	1	0	0	0	1
22	RIZVIS Rick	21.00	0-0	0	0.1	1	0	0	0	0	1	1	1	0	0	0	0	0	.NAN	0	1	0	0	0	1
Totals		2.46	4-4	2	54.0	8	8	1	0	41	29	19	33	45	7	0	1	196	.209	6	9	1	1	2	8
Opponents		4.54	4-4	2	54.0	8	8	1	0	56	39	35	33	64	8	3	2	210	.267	7	5	0	0	2	2

(All Games, Sorted by Fielding Pct)

#	PLAYER	C	PO	A	E	DP	FLD%	CSB	SBA	SBA%	CI	PB
11	VAN BORKULO Jair M	37	37	0	0	1	1.000	0	9	1.000	0	0
27	JOSEPHA Jakey Jair	15	14	1	0	0	1.000	0	0	0	0	0
41	TOMSJANSEN Rushent	13	13	0	0	0	1.000	0	0	0	0	0
99	JAKOBUS Marvin	12	11	1	0	1	1.000	0	0	0	0	0
55	RUBEN Marnix	11	11	0	0	0	1.000	0	0	0	0	0
19	COLLINS Darryl Jam	5	5	0	0	0	1.000	0	0	0	0	0
26	KUIJPER Sem	4	4	0	0	0	1.000	0	1	1.000	0	1
6	IRAUSQUIN Edvin Al	3	1	2	0	0	1.000	0	1	1.000	0	0
25	VIJFVINKEL Pim Dir	2	1	1	0	0	1.000	0	0	0	0	0
44	FARLEY Dylan Barns	1	0	1	0	0	1.000	0	0	0	0	0
16	VAN 'T KLOOSTER Ko	1	0	1	0	0	1.000	0	0	0	0	0
28	CASIMIRI Jiorgeny	1	1	0	0	0	1.000	0	0	0	0	0
2	MORALES SEQUERA Ju	1	0	1	0	0	1.000	0	0	0	0	0
66	PITERNELLA Ruendri	38	34	3	1	3	.974	0	0	0	0	0
18	MARLIN Gedionne Mi	20	6	13	1	2	.950	0	0	0	0	0
3	CROUWEL Matis	15	13	1	1	0	.933	0	2	1.000	0	1
33	ANTONIA Donovan Jo	28	9	16	3	2	.893	0	0	0	0	0
12	LEGITO Raydley Joa	6	0	5	1	0	.833	0	0	0	0	0
13	MELFOR Tilsaimy Fa	12	2	7	3	0	.750	0	0	0	0	0
Totals		225	162	53	10	4	.956	0	13	1.000	0	2
Opponents		220	162	51	7	4	.968	4	8	.667	0	1

TEAM'S STATS – ESTADÍSTICAS DE EQUIPO

(INCLUDING GAMES 1-48 – INCLUYENDO JUEGOS DEL 1 AL 48)



NICARAGUA

NCA

(All Games, Sorted by Batting Avg)

Record: Tournament: 5-3 / Opening Round: 5-0 / Super Round Group: 2-3

#	PLAYER	AVG	GP-GS	AB	R	H	2B	3B	HR	RBI	TB	SLG%	BB	HP	SO	GDP	OB%	SF	SH	SB-ATT
4	MATAMOROS CACERES	.346	8-8	26	2	9	1	0	0	6	10	.385	1	0	1	0	.370	0	0	1-1
57	BENNETT COOPER God	.316	8-8	19	2	6	4	0	0	3	10	.526	7	0	8	1	.500	0	0	1-1
9	ABURTO DIAZ Enmanu	.308	6-5	13	1	4	0	1	0	1	6	.462	0	2	3	1	.400	0	0	1-1
16	CASTRO DELGADO Edm	.304	8-8	23	2	7	0	0	0	2	7	.304	0	0	3	0	.304	0	0	0-1
23	BRITTON RODRIGUEZ	.286	7-2	7	2	2	0	0	0	0	2	.286	0	2	1	1	.444	0	0	3-3
29	ORTEGA DAVILA Juni	.250	8-7	20	4	5	0	0	0	2	5	.250	0	1	5	0	.286	0	1	4-4
17	MORENO MOLINA Cris	.222	8-8	18	2	4	1	0	0	1	5	.278	1	1	3	0	.300	0	0	1-1
1	GONZALEZ CRUZ Luis	.214	7-5	14	3	3	0	0	0	0	3	.214	0	1	6	1	.267	0	0	0-3
2	LOAISIGA VANEGAS D	.167	6-1	6	1	1	0	0	0	0	1	.167	0	0	0	0	.167	0	0	1-2
18	TRUJILLO ZUNIGA Em	.158	7-6	19	0	3	1	0	0	5	4	.211	0	1	9	0	.200	0	0	0-0
31	SINCLAIR PADILLA J	.133	7-6	15	4	2	0	0	0	0	2	.133	4	0	6	0	.316	0	0	0-0
3	LEYTON CASTILLO Ro	.067	7-6	15	0	1	0	0	0	1	1	.67	1	0	1	2	.125	0	0	0-0
15	TOBAL GUIDO Fardy	.000	4-2	3	1	0	0	0	0	0	0	.000	0	1	0	0	.250	0	0	0-0
Totals		.237		198	24	47	7	1	0	21	56	.283	14	9	46	6	.317	0	1	12-14
Opponents		.225		204	21	46	6	1	3	20	63	.309	18	5	54	5	.303	1	4	6-7

(All Games, Sorted by Earned Run Avg)

#	PLAYER	ERA	W-L	SV	IP	G	GS	CG	SHO	H	R	ER	BB	SO	2B	3B	HR	AB	B/Avg	WP	HP	BK	IBB	SHA	SFA
12	ROBLETO LEAL Franc	0.00	0-0	0	4.0	4	0	0	0	4	0	0	1	5	0	0	0	15	.267	1	0	0	0	0	0
78	TORRES MERCADO Bry	0.00	0-0	2	4.0	5	0	0	0	3	0	0	1	2	0	0	0	13	.231	1	1	0	1	1	0
97	OROZCO VALLE Stanl	0.00	1-0	0	5.1	2	1	0	0	6	1	0	1	2	1	0	0	20	.300	0	1	0	0	1	1
0	GAZO RUIZ Carlos D	0.00	0-0	0	1.0	1	0	0	0	0	0	0	1	1	0	0	0	2	.000	0	0	0	0	0	0
88	ZAPATA VALLECILLO	1.27	1-1	0	11.0	2	2	0	0	4	2	2	2	15	0	0	0	37	.108	0	1	1	0	0	0
91	ALBIR RUEDA Jared	1.62	1-0	0	4.1	3	0	0	0	2	1	1	2	3	0	0	0	15	.133	0	0	0	0	0	0
34	GUADAMUZ DOLMUS Sa	2.21	0-1	0	6.1	2	2	0	0	6	2	2	2	7	0	0	0	25	.240	0	1	0	0	1	0
45	GAYTAN Juan Carlos	2.63	1-0	0	5.1	2	1	0	0	3	3	2	2	8	2	0	1	20	.150	0	0	0	0	0	0
61	CANALES FLORES Ang	3.15	1-1	0	6.2	2	2	0	0	8	4	3	4	7	1	0	1	27	.296	1	0	0	0	0	0
30	RODRIGUEZ CARAZO C	6.00	0-0	0	7.0	3	0	0	0	8	6	6	1	4	1	1	0	25	.320	0	1	1	1	1	0
32	CAYASSO HANSACK Sh	14.00	0-0	0	1.0	1	0	0	0	2	2	2	1	0	1	0	1	5	.400	0	0	0	0	0	0
Totals		2.25	5-3	2	56.0	8	8	0	0	46	21	18	18	54	6	1	3	204	.225	3	5	2	2	4	1
Opponents		2.72	3-5	1	54.0	8	8	2	1	47	24	21	14	46	7	1	0	198	.237	5	9	1	2	1	0

(All Games, Sorted by Fielding Pct)

#	PLAYER	C	PO	A	E	DP	FLD%	CSB	SBA	SBA%	CI	PB
18	TRUJILLO ZUNIGA Em	47	44	3	0	5	1.000	0	0	0	0	0
4	MATAMOROS CACERES	43	17	26	0	5	1.000	0	0	0	0	0
1	GONZALEZ CRUZ Luis	42	40	2	0	0	1.000	1	2	.667	0	0
9	ABURTO DIAZ Enmanu	31	30	1	0	0	1.000	0	4	1.000	0	0
29	ORTEGA DAVILA Juni	6	6	0	0	0	1.000	0	0	0	0	0
23	BRITTON RODRIGUEZ	3	3	0	0	0	1.000	0	0	0	0	0
78	TORRES MERCADO Bry	2	0	2	0	0	1.000	0	0	0	0	0
2	LOAISIGA VANEGAS D	2	2	0	0	0	1.000	0	0	0	0	0
97	OROZCO VALLE Stanl	1	0	1	0	0	1.000	0	0	0	0	0
45	GAYTAN Juan Carlos	1	0	1	0	0	1.000	0	0	0	0	0
30	RODRIGUEZ CARAZO C	1	0	1	0	0	1.000	0	0	0	0	0
88	ZAPATA VALLECILLO	1	0	1	0	0	1.000	0	0	0	0	0
12	ROBLETO LEAL Franc	1	0	1	0	0	1.000	0	0	0	0	0
32	CAYASSO HANSACK Sh	1	1	0	0	0	1.000	0	0	0	0	0
31	SINCLAIR PADILLA J	16	2	13	1	1	.938	0	0	0	0	0
16	CASTRO DELGADO Edm	10	8	1	1	0	.900	0	0	0	0	0
17	MORENO MOLINA Cris	29	10	16	3	4	.897	0	0	0	0	0
15	TOBAL GUIDO Fardy	8	0	7	1	0	.875	0	0	0	0	0
3	LEYTON CASTILLO Ro	7	5	1	1	1	.857	0	0	0	0	0
34	GUADAMUZ DOLMUS Sa	2	0	1	1	0	.500	0	0	0	0	0
91	ALBIR RUEDA Jared	2	0	1	1	0	.500	0	0	0	0	0
57	BENNETT COOPER God	1	0	0	1	0	.000	0	0	0	0	0
Totals		257	168	79	10	6	.961	1	6	.857	0	0
Opponents		236	162	68	6	6	.975	2	12	.857	0	0

TEAM'S STATS – ESTADÍSTICAS DE EQUIPO

(INCLUDING GAMES 1-48 – INCLUYENDO JUEGOS DEL 1 AL 48)



PUERTO RICO

PUR

(All Games, Sorted by Batting Avg)

Record: Tournament: 7-1 / Opening Round: 4-1 / Super Round Group: 5-0

#	PLAYER	AVG	GP-GS	AB	R	H	2B	3B	HR	RBI	TB	SLG%	BB	HP	SO	GDP	OB%	SF	SH	SB-ATT
17	VILLEGAS ROSADO Ed	.529	8-8	17	9	9	0	0	0	1	9	.529	10	1	3	0	.714	0	0	6-7
38	GONZALEZ CARILLO L	.360	8-8	25	1	9	0	0	0	9	9	.360	1	0	10	2	.370	1	0	0-0
25	TORRES ADORNO Osva	.333	6-3	12	2	4	0	0	0	5	4	.333	2	0	1	0	.400	1	0	0-0
60	LARACUENTE VILLAFA	.333	4-2	6	1	2	0	0	0	0	2	.333	1	0	2	0	.429	0	0	1-1
20	HERNANDEZ ESTEVEZ	.294	7-6	17	1	5	2	0	0	4	7	.412	1	2	3	0	.381	1	0	0-0
61	DIAZ MORALES Randa	.273	8-8	22	3	6	3	0	0	3	9	.409	1	3	7	0	.357	2	0	0-0
66	ORTIZ CEBALLOS Jan	.222	7-4	9	5	2	1	0	1	3	6	.667	1	0	3	0	.300	0	1	1-1
64	FELIX MORALES Edri	.217	8-8	23	6	5	2	2	0	4	11	.478	4	1	4	1	.357	0	0	1-1
26	MONTES TORRES John	.200	8-8	25	2	5	1	0	1	2	9	.360	0	0	2	1	.200	0	1	0-0
2	FIGUEROA OTERO Dan	.200	8-5	15	2	3	0	0	0	1	3	.200	1	0	6	0	.250	0	0	1-1
29	TORRES RODRIGUEZ G	.182	7-4	11	3	2	1	0	0	1	3	.273	5	1	3	0	.471	0	0	1-1
12	GUZMAN VELEZ Angel	.125	4-4	8	0	1	1	0	0	0	2	.250	2	0	1	0	.300	0	1	0-0
22	FELICIANO LOPEZ Ja	.091	7-4	11	1	1	1	0	0	0	2	.182	0	0	4	0	.091	0	1	1-1
Totals		.269		201	36	54	12	2	2	33	76	.378	29	8	49	4	.374	5	4	12-13
Opponents		.198		202	16	40	6	0	2	14	52	.257	30	11	50	4	.331	2	2	6-8

(All Games, Sorted by Earned Run Avg)

#	PLAYER	ERA	W-L	SV	IP	G	GS	CG	SHO	H	R	ER	BB	SO	2B	3B	HR	AB	B/Avg	WP	HP	BK	IBB	SHA	SFA
18	LABOY MELENDEZ Jor	0.00	2-0	1	11.2	3	2	0	0	6	0	0	6	12	1	0	0	40	.150	0	0	0	0	0	0
28	RODRIGUEZ MELENDEZ	0.00	0-0	0	1.2	3	0	0	0	3	0	0	0	1	0	0	0	8	.375	0	1	0	0	0	0
56	ROSES DIAZ Carlos	0.00	1-0	1	3.1	4	0	0	0	0	0	0	4	3	0	0	0	10	.000	0	0	0	0	0	0
44	COLON TORRES Shada	1.05	1-0	0	6.2	3	0	0	0	6	1	1	1	7	1	0	0	26	.231	1	1	0	0	0	0
65	GONZALEZ MORENO Al	1.11	1-0	1	6.1	3	0	0	0	5	1	1	2	2	1	0	0	20	.250	0	1	0	0	1	0
37	MIRANDA VEINTIDOS	1.56	1-0	0	9.0	2	2	0	0	3	3	2	4	8	0	0	0	28	.107	2	5	0	0	1	1
46	VEGA RIVERA Lucas	1.91	0-1	0	3.2	2	0	0	0	3	3	1	1	3	0	0	0	13	.231	1	1	0	0	0	1
34	CUADRADO OLMEDA Ya	3.00	1-0	0	2.1	2	0	0	0	2	1	1	3	1	1	0	0	9	.222	0	1	0	0	0	0
39	RODRIGUEZ MERCADO	3.82	0-0	0	3.2	3	1	0	0	4	2	2	3	8	1	0	1	15	.267	1	0	0	0	0	0
63	RIVERA NUNEZ Luis	3.82	0-0	1	3.2	2	1	0	0	5	2	2	2	3	1	0	0	15	.333	0	1	0	0	0	0
35	MELENDEZ GUILFU Om	3.94	0-0	0	5.1	3	2	0	0	3	3	3	4	2	0	0	1	18	.167	0	0	0	0	0	0
Totals		1.59	7-1	4	57.1	8	8	0	0	40	16	13	30	50	6	0	2	202	.198	5	11	0	0	2	2
Opponents		4.02	1-7	0	54.0	8	8	0	0	54	36	31	29	49	12	2	2	201	.269	4	8	0	3	4	5

(All Games, Sorted by Fielding Pct)

#	PLAYER	C	PO	A	E	DP	FLD%	CSB	SBA	SBA%	CI	PB
38	GONZALEZ CARILLO L	48	46	2	0	3	1.000	0	0	0	0	0
12	GUZMAN VELEZ Angel	30	28	2	0	0	1.000	1	5	.833	0	0
20	HERNANDEZ ESTEVEZ	30	27	3	0	1	1.000	1	1	.500	0	2
61	DIAZ MORALES Randa	29	12	17	0	3	1.000	0	0	0	0	0
26	MONTES TORRES John	19	9	10	0	3	1.000	0	0	0	0	0
17	VILLEGAS ROSADO Ed	15	15	0	0	0	1.000	0	0	0	0	0
66	ORTIZ CEBALLOS Jan	14	6	8	0	1	1.000	0	0	0	0	0
64	FELIX MORALES Edri	11	1	10	0	0	1.000	0	0	0	0	0
25	TORRES ADORNO Osva	5	4	1	0	1	1.000	0	0	0	0	0
29	TORRES RODRIGUEZ G	3	3	0	0	0	1.000	0	0	0	0	0
60	LARACUENTE VILLAFA	3	2	1	0	0	1.000	0	0	0	0	0
18	LABOY MELENDEZ Jor	2	0	2	0	0	1.000	0	0	0	0	0
65	GONZALEZ MORENO Al	2	1	1	0	0	1.000	0	0	0	0	0
56	ROSES DIAZ Carlos	2	2	0	0	0	1.000	0	0	0	0	0
63	RIVERA NUNEZ Luis	2	2	0	0	0	1.000	0	0	0	0	0
34	CUADRADO OLMEDA Ya	1	0	1	0	0	1.000	0	0	0	0	0
46	VEGA RIVERA Lucas	1	1	0	0	0	1.000	0	0	0	0	0
37	MIRANDA VEINTIDOS	1	0	1	0	0	1.000	0	0	0	0	0
22	FELICIANO LOPEZ Ja	1	1	0	0	0	1.000	0	0	0	0	0
2	FIGUEROA OTERO Dan	13	12	0	1	0	.923	0	0	0	0	0
Totals		232	172	59	1	4	.996	2	6	.750	0	2
Opponents		232	162	66	4	4	.983	1	12	.923	0	2

TEAM'S STATS – ESTADÍSTICAS DE EQUIPO

(INCLUDING GAMES 1-48 – INCLUYENDO JUEGOS DEL 1 AL 48)



SOUTH AFRICA

RSA

(All Games, Sorted by Batting Avg)

Record: Tournament: 1-7 / Opening Round: 0-5 / Placement Round Group: 1-4

#	PLAYER	AVG	GP-GS	AB	R	H	2B	3B	HR	RBI	TB	SLG%	BB	HP	SO	GDP	OB%	SF	SH	SB-ATT
34	NOVEMBER Luke Andr	.368	8-7	19	2	7	2	0	0	3	9	.474	2	2	2	1	.478	0	0	0-1
3	NOVEMBER Josh Andr	.300	8-8	20	4	6	0	0	0	1	6	.300	7	0	5	0	.481	0	0	0-0
24	GROBLER Ethan	.273	7-6	11	3	3	0	0	0	2	3	.273	5	1	2	0	.529	0	1	0-0
4	PRETORIUS Darian D	.261	8-8	23	2	6	1	0	1	5	10	.435	1	0	6	0	.292	0	0	0-0
67	SCHWARTZ Kyle Nath	.238	7-7	21	2	5	1	0	0	0	6	.286	1	1	7	1	.304	0	0	0-0
35	GREENSLADE Corbin	.211	8-7	19	3	4	0	0	0	2	4	.211	1	1	4	1	.286	0	0	0-0
1	RIFFEL Jared Kyle	.200	7-6	10	0	2	0	0	0	1	2	.200	3	0	3	0	.385	0	0	0-0
11	COSTIGAN Kevin	.125	4-3	8	0	1	0	0	0	0	1	.125	0	0	5	0	.125	0	0	0-0
72	SCHEFFER Francois	.100	6-4	10	0	1	0	0	0	0	1	.100	0	0	5	0	.100	0	0	0-0
27	BRICKHILL Tyron Ro	.091	5-5	11	0	1	0	0	0	0	1	.91	1	1	6	0	.231	0	0	0-0
28	BROOKES Jamie Liam	.083	6-5	12	0	1	0	1	0	2	3	.250	1	0	8	1	.154	0	0	0-0
9	JAPHTA Alex	.000	5-1	5	0	0	0	0	0	0	0	.000	0	0	5	0	.000	0	0	0-0
47	PIETERSE Cullen Je	.000	4-1	3	0	0	0	0	0	0	0	.000	0	0	2	0	.000	0	0	0-0
18	MAREDI Mpudzizeni	.000	3-1	4	0	0	0	0	0	0	0	.000	0	0	4	0	.000	0	0	0-0
99	COCKRELL Creedon	.000	5-1	4	1	0	0	0	0	0	0	.000	2	0	2	1	.333	0	0	0-0
53	MARITZ Ruan	.000	3-0	2	0	0	0	0	0	0	0	.000	2	0	1	0	.500	0	0	0-0
12	QUANTOI Chad Matth	.000	4-2	6	0	0	0	0	0	0	0	.000	0	1	4	0	.143	0	0	0-0
Totals		.197		188	17	37	4	1	1	16	46	.245	26	7	71	5	.317	0	1	0-1
Opponents		.338		204	73	69	17	5	3	63	105	.515	59	10	24	2	.493	7	2	20-23

(All Games, Sorted by Earned Run Avg)

#	PLAYER	ERA	W-L	SV	IP	G	GS	CG	SHO	H	R	ER	BB	SO	2B	3B	HR	AB	B/Avg	WP	HP	BK	IBB	SHA	SFA
6	CAMPBELL Keenan Lu	1.31	0-0	0	5.1	2	0	0	0	4	2	1	3	0	3	0	0	21	.190	1	3	0	0	0	1
20	TRIBE Joshua Conno	4.85	0-1	0	8.2	2	2	0	0	10	6	6	6	6	4	2	1	34	.294	0	1	0	0	1	1
13	MCCLELAND Bryce Jo	6.68	1-1	0	7.1	4	1	0	0	8	7	7	8	7	1	0	1	27	.296	2	1	0	0	1	1
35	GREENSLADE Corbin	7.00	0-0	1	1.0	1	0	0	0	2	1	1	0	1	0	1	0	5	.400	0	0	0	0	0	0
67	SCHWARTZ Kyle Nath	10.50	0-1	0	2.0	1	1	0	0	5	3	3	0	2	2	1	1	11	.455	0	0	0	0	0	0
25	KRIEK Marcus Chris	10.50	0-0	0	3.1	4	0	0	0	3	5	5	7	0	0	0	0	11	.273	3	1	0	0	0	1
74	WHITE Robert James	10.86	0-3	0	9.2	3	3	0	0	20	16	15	6	2	3	0	0	44	.455	1	1	0	1	0	1
17	HOFFMANN Cuan Raym	11.45	0-0	0	3.2	3	0	0	0	6	7	6	5	1	3	0	0	17	.353	1	1	0	0	0	1
27	BRICKHILL Tyron Ro	14.00	0-0	0	3.0	2	0	0	0	5	7	6	7	1	1	0	0	13	.385	3	0	0	0	0	1
24	GROBLER Ethan	14.00	0-0	0	2.0	2	0	0	0	1	4	4	3	3	0	0	0	7	.143	1	2	0	0	0	0
11	COSTIGAN Kevin	25.20	0-1	0	1.2	2	1	0	0	4	11	6	10	1	0	0	0	10	.400	0	0	0	0	0	0
28	BROOKES Jamie Liam	28.00	0-0	0	1.0	1	0	0	0	1	4	4	4	0	0	1	0	4	.250	1	0	0	0	0	0
Totals		9.21	1-7	1	48.2	8	8	0	0	69	73	64	59	24	17	5	3	204	.338	13	10	0	1	2	7
Opponents		1.88	7-1	1	52.0	8	8	0	0	37	17	14	26	71	4	1	1	188	.197	3	7	1	0	1	0

(All Games, Sorted by Fielding Pct)

#	PLAYER	C	PO	A	E	DP	FLD%	CSB	SBA	SBA%	CI	PB
24	GROBLER Ethan	25	23	2	0	2	1.000	0	0	0	0	0
3	NOVEMBER Josh Andr	22	9	13	0	2	1.000	0	0	0	0	0
27	BRICKHILL Tyron Ro	14	13	1	0	1	1.000	0	0	0	0	0
72	SCHEFFER Francois	8	7	1	0	0	1.000	0	0	0	0	0
28	BROOKES Jamie Liam	6	6	0	0	0	1.000	0	0	0	0	0
47	PIETERSE Cullen Je	3	3	0	0	0	1.000	0	0	0	0	0
9	JAPHTA Alex	2	2	0	0	0	1.000	0	0	0	0	0
53	MARITZ Ruan	2	2	0	0	0	1.000	0	0	0	0	2
12	QUANTOI Chad Matth	2	2	0	0	0	1.000	0	0	0	0	0
74	WHITE Robert James	1	0	1	0	0	1.000	0	0	0	0	0
99	COCKRELL Creedon	1	1	0	0	0	1.000	0	1	1.000	0	0
18	MAREDI Mpudzizeni	1	1	0	0	0	1.000	0	0	0	0	0
35	GREENSLADE Corbin	36	34	1	1	1	.972	1	11	.917	0	2
34	NOVEMBER Luke Andr	17	11	5	1	0	.941	0	8	1.000	0	1
4	PRETORIUS Darian D	26	9	15	2	1	.923	0	0	0	0	0
1	RIFFEL Jared Kyle	13	12	0	1	0	.923	0	0	0	0	0
67	SCHWARTZ Kyle Nath	23	10	11	2	0	.913	0	0	0	0	0
13	MCCLELAND Bryce Jo	4	0	2	2	0	.500	2	0	.000	0	0
11	COSTIGAN Kevin	2	0	1	1	0	.500	0	0	0	0	0
17	HOFFMANN Cuan Raym	2	1	0	1	0	.500	0	0	0	0	0
6	CAMPBELL Keenan Lu	2	0	1	1	0	.500	0	0	0	0	0
Totals		212	146	54	12	3	.943	3	20	.870	0	5
Opponents		218	156	56	6	6	.972	1	0	.000	0	0

TEAM'S STATS – ESTADÍSTICAS DE EQUIPO

(INCLUDING GAMES 1-48 – INCLUYENDO JUEGOS DEL 1 AL 48)



CHINESE TAIPEI

TPE

(All Games, Sorted by Batting Avg)

Record: Tournament: 4-4 / Opening Round: 2-3 / Placement Round Group: 3-2

#	PLAYER	AVG	GP-GS	AB	R	H	2B	3B	HR	RBI	TB	SLG%	BB	HP	SO	GDP	OB%	SF	SH	SB-ATT
31	TSENG Yu-Ching	.400	8-6	15	6	6	2	1	0	4	10	.667	5	0	2	1	.550	0	0	3-3
7	LIN Chia-Wei	.300	8-8	20	4	6	2	1	0	4	10	.500	5	1	8	0	.444	1	0	1-2
10	HUANG Bo-Rui	.300	8-8	20	7	6	2	0	0	2	8	.400	2	3	6	0	.440	0	1	0-0
9	CHIU Hsin	.294	8-7	17	3	5	1	1	0	5	8	.471	5	0	3	0	.455	0	0	0-1
2	LIU Chun-Wei	.280	8-8	25	4	7	2	0	2	4	15	.600	1	1	3	0	.321	1	0	1-2
8	WANG Nian-Hao	.261	8-8	23	5	6	2	0	0	3	8	.348	5	1	6	1	.414	0	0	1-1
6	ZHENG Jun-Wei	.250	7-5	16	1	4	1	0	0	2	5	.313	0	1	2	0	.278	1	1	1-2
23	HO Heng-Yu	.222	6-6	18	2	4	1	0	0	4	5	.278	2	0	7	0	.300	0	0	2-3
13	WANG Shun-Ho	.217	8-7	23	2	5	0	1	1	3	10	.435	2	0	10	0	.280	0	0	2-2
52	HU Meng-Chih	.000	4-2	3	2	0	0	0	0	0	0	.000	2	0	1	0	.400	0	0	0-0
57	CHU Wei-Chi	.000	3-3	7	0	0	0	0	0	0	0	.000	0	0	3	0	.000	0	0	0-0
96	LAI Chun	.000	4-1	3	1	0	0	0	0	0	0	.000	1	0	2	0	.250	0	0	0-0
21	CHEN Chiu-Teng	.000	6-3	8	1	0	0	0	0	2	0	.000	2	0	1	0	.182	1	0	0-0
Totals		.247		198	38	49	13	4	3	33	79	.399	32	7	54	2	.365	4	2	11-16
Opponents		.219		201	19	44	5	2	2	16	59	.294	17	4	66	1	.291	1	5	7-8

(All Games, Sorted by Earned Run Avg)

#	PLAYER	ERA	W-L	SV	IP	G	GS	CG	SHO	H	R	ER	BB	SO	2B	3B	HR	AB	B/Avg	WP	HP	BK	IBB	SHA	SFA
15	SHA Tzu-Chen	0.00	0-0	0	3.2	2	0	0	0	2	1	0	0	4	1	1	0	12	.167	0	0	0	0	0	0
18	WANG Yu-Chieh	0.00	0-0	2	6.0	4	0	0	0	3	0	0	2	6	0	0	0	20	.150	1	0	0	0	1	0
46	CHEN Pin-Hong	0.00	0-0	0	8.2	4	0	0	0	4	3	0	3	11	1	0	0	32	.125	1	0	0	0	0	0
53	HUANG Zi-Hao	0.00	1-0	0	5.0	1	1	0	0	4	0	0	1	4	0	0	0	18	.222	1	1	0	0	0	0
84	YIN Po-Huai	0.00	0-0	0	2.0	2	0	0	0	2	0	0	2	3	0	1	0	8	.250	0	0	0	0	0	0
1	LU Yu-Ting	1.62	1-0	0	4.1	2	1	0	0	5	1	1	2	5	1	0	0	18	.278	4	0	0	0	0	0
17	HUANG Chung-Hsiang	2.10	0-0	0	3.1	3	0	0	0	2	1	1	0	6	0	0	0	10	.200	0	0	0	0	2	0
37	ZHANG Jun-Wei	2.10	1-1	0	6.2	3	2	0	0	6	3	2	3	12	0	0	0	27	.222	0	0	0	0	0	0
19	ZENG Jia-Huei	2.33	1-1	0	9.0	2	2	0	0	4	3	3	3	7	0	0	1	28	.143	0	1	0	0	2	1
33	WU Li-Chen	7.00	0-1	1	2.0	2	1	0	0	3	2	2	1	4	2	0	0	9	.333	0	1	0	0	0	0
48	CHEN Kuan-Ying	10.50	0-1	0	3.1	2	1	0	0	9	5	5	0	4	0	0	1	19	.474	0	1	0	0	0	0
Totals		1.81	4-4	3	54.0	8	8	0	0	44	19	14	17	66	5	2	2	201	.219	7	4	0	0	5	1
Opponents		4.54	4-4	4	54.0	8	8	0	0	49	38	35	32	54	13	4	3	198	.247	5	7	0	0	2	4

(All Games, Sorted by Fielding Pct)

#	PLAYER	C	PO	A	E	DP	FLD%	CSB	SBA	SBA%	CI	PB
23	HO Heng-Yu	36	35	1	0	1	1.000	0	0	0	0	0
21	CHEN Chiu-Teng	31	30	1	0	0	1.000	0	3	1.000	0	0
57	CHU Wei-Chi	18	17	1	0	0	1.000	1	2	.667	0	1
10	HUANG Bo-Rui	17	17	0	0	0	1.000	0	0	0	0	0
13	WANG Shun-Ho	11	10	1	0	0	1.000	0	0	0	0	0
31	TSENG Yu-Ching	11	6	5	0	1	1.000	0	0	0	0	0
17	HUANG Chung-Hsiang	2	0	2	0	0	1.000	0	0	0	0	0
9	CHIU Hsin	2	2	0	0	0	1.000	0	0	0	0	0
18	WANG Yu-Chieh	2	0	2	0	0	1.000	0	0	0	0	0
48	CHEN Kuan-Ying	1	1	0	0	0	1.000	0	0	0	0	0
46	CHEN Pin-Hong	1	0	1	0	0	1.000	0	0	0	0	0
37	ZHANG Jun-Wei	1	1	0	0	0	1.000	0	0	0	0	0
7	LIN Chia-Wei	1	1	0	0	0	1.000	0	0	0	0	0
33	WU Li-Chen	1	1	0	0	0	1.000	0	0	0	0	0
19	ZENG Jia-Huei	1	0	1	0	0	1.000	0	0	0	0	0
15	SHA Tzu-Chen	1	0	1	0	0	1.000	0	0	0	0	0
8	WANG Nian-Hao	17	9	7	1	1	.941	0	0	0	0	0
6	ZHENG Jun-Wei	14	6	7	1	0	.929	0	0	0	0	0
52	HU Meng-Chih	22	20	0	2	0	.909	0	2	1.000	1	0
2	LIU Chun-Wei	25	5	17	3	0	.880	0	0	0	0	0
96	LAI Chun	5	1	3	1	0	.800	0	0	0	0	0
Totals		220	162	50	8	1	.964	1	7	.875	1	1
Opponents		230	162	64	4	5	.983	5	11	.688	0	3

TEAM'S STATS – ESTADÍSTICAS DE EQUIPO

(INCLUDING GAMES 1-48 – INCLUYENDO JUEGOS DEL 1 AL 48)



VENEZUELA

VEN

(All Games, Sorted by Batting Avg)

Record: Tournament: 3-5 / Opening Round: 3-2 / Super Round Group: 1-4

#	PLAYER	AVG	GP-GS	AB	R	H	2B	3B	HR	RBI	TB	SLG%	BB	HP	SO	GDP	OB%	SF	SH	SB-ATT
13	BONACI MARIN Brain	.360	8-8	25	3	9	3	0	0	3	12	.480	3	0	4	0	.414	1	1	2-2
7	MARTINEZ HENRRIQUE	.350	8-8	20	6	7	1	0	0	2	8	.400	8	0	5	1	.517	1	0	1-1
3	RIVERO MARTINEZ Gi	.333	7-7	15	4	5	0	0	1	4	8	.533	6	1	2	0	.545	0	1	0-0
11	MEDINA HIDALGO Gil	.333	4-4	12	4	4	1	0	0	6	5	.417	3	0	2	0	.467	0	0	0-0
6	IDROGO SANABRIA Ce	.250	8-8	24	2	6	0	1	0	5	8	.333	5	0	5	0	.379	0	0	0-0
27	PENA NAVAS Alexand	.250	8-8	24	4	6	1	0	0	3	7	.292	3	0	6	1	.333	0	1	0-0
2	CASTILLO BORJAS Da	.235	7-7	17	5	4	1	0	0	3	5	.294	6	1	6	1	.440	1	1	2-3
14	CASTILLO SALAS Lew	.231	8-8	26	5	6	0	0	0	5	6	.231	3	1	4	0	.333	0	1	1-1
24	HERNANDEZ REINOSA	.188	6-6	16	1	3	0	0	0	1	3	.188	0	1	2	0	.235	0	0	0-0
19	PAIVA BEJARANO Moi	.125	6-3	8	2	1	0	0	0	0	1	.125	0	0	3	0	.125	0	2	2-2
8	TREJO PINTO Freddy	.000	3-3	6	0	0	0	0	0	0	0	.000	1	1	3	1	.250	0	0	0-0
1	NUNEZ DIAZ Moises	.000	4-2	6	0	0	0	0	0	1	0	.000	0	0	4	0	.000	1	0	0-0
Totals		.256		199	36	51	7	1	1	33	63	.317	38	5	46	4	.382	4	7	8-9
Opponents		.250		184	33	46	15	3	1	28	70	.38	36	4	53	6	.381	2	7	15-18

(All Games, Sorted by Earned Run Avg)

#	PLAYER	ERA	W-L	SV	IP	G	GS	CG	SHO	H	R	ER	BB	SO	2B	3B	HR	AB	B/Avg	WP	HP	BK	IBB	SHA	SFA
9	PALMA PINERO Wilke	0.00	0-0	0	2.0	2	0	0	0	2	1	0	3	2	1	0	0	7	.286	0	0	0	0	0	0
26	LUGO RODRIGUEZ Leo	0.00	0-0	0	2.2	2	0	0	0	0	0	0	2	1	0	0	0	7	.000	0	2	0	0	0	0
16	CASTILLO REYES Yos	0.00	0-0	0	1.0	1	0	0	0	0	0	0	1	1	0	0	0	2	.000	0	0	0	0	1	0
4	CAMPOS SANCHEZ Car	1.75	0-0	0	4.0	2	1	0	0	3	1	1	2	3	1	0	0	15	.200	0	0	0	0	0	0
10	LUNA MALAVER Adria	3.82	0-0	2	3.2	3	0	0	0	3	3	2	4	3	0	0	0	13	.231	1	0	0	0	0	0
22	OLIVARES MEDINA Mi	4.04	1-0	0	8.2	2	2	0	0	4	5	5	5	8	3	1	0	27	.148	0	0	1	0	1	1
12	MEDINA ESTANGA Bra	4.57	0-2	0	7.2	2	2	0	0	9	5	5	5	10	4	0	1	31	.290	2	0	0	0	0	0
28	ROMERO MORALES Jua	4.67	0-1	0	3.0	3	0	0	0	2	2	2	3	3	0	0	0	8	.250	1	0	0	0	1	0
5	FERMIN ACOSTA Cris	5.25	2-0	0	5.1	4	0	0	0	7	4	4	2	6	2	0	0	22	.318	1	1	0	0	1	0
21	MORI BRICENO Oswal	5.60	0-1	0	5.0	3	1	0	0	6	4	4	4	5	3	0	0	19	.316	1	0	0	0	1	0
20	GUZMAN AGUILAR Jos	6.13	0-0	0	8.0	4	2	0	0	10	7	7	4	10	1	2	0	31	.323	0	1	0	0	1	1
17	VILLEGAS RODRIGUEZ	7.00	0-1	0	1.0	1	0	0	0	0	1	1	1	1	0	0	0	2	.000	1	0	0	0	1	0
Totals		4.17	3-5	2	52.0	8	8	0	0	46	33	31	36	53	15	3	1	184	.250	7	4	1	0	7	2
Opponents		4.57	5-3	4	53.2	8	8	0	0	51	36	35	38	46	7	1	1	199	.256	7	5	0	2	7	4

(All Games, Sorted by Fielding Pct)

#	PLAYER	C	PO	A	E	DP	FLD%	CSB	SBA	SBA%	CI	PB
27	PENA NAVAS Alexand	63	59	4	0	6	1.000	0	0	0	0	0
7	MARTINEZ HENRRIQUE	30	15	15	0	5	1.000	0	0	0	0	0
6	IDROGO SANABRIA Ce	9	8	1	0	0	1.000	0	0	0	0	0
14	CASTILLO SALAS Lew	7	7	0	0	0	1.000	0	0	0	0	0
1	NUNEZ DIAZ Moises	7	7	0	0	0	1.000	0	1	1.000	0	0
22	OLIVARES MEDINA Mi	6	3	3	0	0	1.000	0	0	0	0	0
24	HERNANDEZ REINOSA	4	4	0	0	0	1.000	0	0	0	0	0
19	PAIVA BEJARANO Moi	3	1	2	0	0	1.000	0	0	0	0	0
5	FERMIN ACOSTA Cris	1	0	1	0	0	1.000	0	0	0	0	0
17	VILLEGAS RODRIGUEZ	1	0	1	0	0	1.000	0	0	0	0	0
21	MORI BRICENO Oswal	1	0	1	0	0	1.000	0	0	0	0	0
11	MEDINA HIDALGO Gil	1	1	0	0	0	1.000	0	0	0	0	0
3	RIVERO MARTINEZ Gi	52	43	8	1	0	.981	3	14	.824	0	2
2	CASTILLO BORJAS Da	24	3	20	1	5	.958	0	0	0	0	0
13	BONACI MARIN Brain	21	5	15	1	1	.952	0	0	0	0	0
20	GUZMAN AGUILAR Jos	4	0	3	1	0	.750	0	0	0	0	0
Totals		234	156	74	4	6	.983	3	15	.833	0	2
Opponents		223	161	55	7	6	.969	1	8	.889	0	2

GAME SUMMARY - RESULTADO DEL JUEGO 49

(BRONZE MEDAL GAME – JUEGO POR LA MEDALLA DE BRONCE)



NICARAGUA - CHINA



Nicaragua 3, China 1 - Composite Box Score

Sep 15, 2024 at Shaoxing City (CHN) (Shaoxing Baseball and Softball Sports Culture Center | Field 2)

Nicaragua.....201 000 0 - 3 6 0
 China.....001 000 0 - 1 5 0

Nicaragua 3

PLAYER	AB	R	H	BI	2B	3B	HR	BB	SB	CS	HP	SH	SF	SO	IBB	KL	GDP	PO	A	E
MATAMOROS Odlanier 2b	3	1	0	0	0	0	0	1	0	0	0	0	0	1	0	0	0	4	3	0
ORTEGA Junior cf/rf/lf	3	1	1	0	0	0	0	0	1	0	0	1	0	0	0	0	0	0	0	0
CASTRO Edmerson lf	4	0	0	0	0	0	0	0	0	0	0	0	0	0	0	0	0	0	0	0
LOAISIGA Derek rf	0	0	0	0	0	0	0	0	0	0	0	0	0	0	0	0	0	0	0	0
BENNETT Godwin rf	1	1	1	1	0	0	0	2	0	0	0	0	0	0	0	0	0	1	0	0
BRITTON Darren pr/cf	0	0	0	0	0	0	0	0	0	0	0	0	0	0	0	0	0	0	1	0
TRUJILLO Emanuel 1b	3	0	1	2	0	1	0	0	0	0	0	0	0	1	0	0	0	7	2	0
ABURTO Enmanuel dh	3	0	2	0	1	0	0	0	0	0	0	0	0	0	0	0	0	0	0	0
MORENO Cristhian pr/dh	0	0	0	0	0	0	0	0	0	0	0	0	0	0	0	0	0	0	0	0
SINCLAIR Joey 3b	2	0	1	0	0	0	0	0	0	0	0	1	0	1	0	0	0	0	1	0
GONZALEZ Luis c	3	0	0	0	0	0	0	0	0	0	0	0	0	1	0	0	0	8	1	0
TOBAL Fardy ss	3	0	0	0	0	0	0	0	0	0	0	0	1	0	0	0	0	0	1	0
OROZCO Stanling p	0	0	0	0	0	0	0	0	0	0	0	0	0	0	0	0	0	0	0	0
TORRES Bryan p	0	0	0	0	0	0	0	0	0	0	0	0	0	0	0	0	0	0	0	0
Totals	25	3	6	3	1	1	0	3	1	0	0	2	0	5	0	0	0	21	8	0

China 1

PLAYER	AB	R	H	BI	2B	3B	HR	BB	SB	CS	HP	SH	SF	SO	IBB	KL	GDP	PO	A	E
ZHU Xudong cf	1	1	1	0	0	0	0	0	1	0	1	1	0	0	0	0	0	2	0	0
HOU Hangang cf	0	0	0	0	0	0	0	1	0	0	0	0	0	0	0	0	0	0	0	0
SONG Yupei pr	0	0	0	0	0	0	0	0	0	0	0	0	0	0	0	0	0	0	0	0
HU Tianyuan 2b	2	0	0	0	0	0	0	1	0	0	1	0	0	1	0	1	0	3	2	0
LI Yuyang lf	3	0	0	0	0	0	0	0	0	0	0	0	0	2	0	0	1	1	0	0
ZHOU Yi rf	3	0	1	1	0	0	0	0	0	0	0	0	1	0	0	0	0	1	0	0
ZHANG Aiqi 3b	3	0	1	0	1	0	0	0	0	0	0	0	0	0	0	0	0	1	2	0
ZHANG Wentao dh	3	0	1	0	0	0	0	0	0	1	0	0	0	1	0	0	0	0	0	0
ZHANG Mingxin 1b	2	0	1	0	0	0	0	0	0	0	1	0	1	0	0	0	0	7	1	0
WANG Shuai c	2	0	0	0	0	0	0	0	0	0	0	0	0	0	0	0	0	6	0	0
LIN Keyu ph	1	0	0	0	0	0	0	0	0	0	0	0	0	1	0	0	0	0	0	0
WU Qirui ss	1	0	0	0	0	0	0	0	0	1	0	0	0	0	0	0	0	0	1	0
XING Wenbin ph	1	0	0	0	0	0	0	0	0	0	0	0	0	0	0	0	0	0	0	0
LIN Yujun p	0	0	0	0	0	0	0	0	0	0	0	0	0	0	0	0	0	0	0	0
WANG Xiang p	0	0	0	0	0	0	0	0	0	0	0	0	0	0	0	0	0	0	3	0
Totals	22	1	5	1	1	0	0	2	1	1	3	2	0	7	0	1	1	21	9	0

Nicaragua	IP	H	R	ER	BB	SO	WP	HP	BK	IBB	SH	SF	2B	3B	HR	AB	BF	FO	GO	NP
OROZCO Stanling W,2-0	6.0	5	1	1	1	6	0	3	0	0	2	0	1	0	0	19	25	3	7	91
TORRES Bryan SV,3	1.0	0	0	0	1	1	0	0	0	0	0	0	0	0	0	3	4	1	1	20

China	IP	H	R	ER	BB	SO	WP	HP	BK	IBB	SH	SF	2B	3B	HR	AB	BF	FO	GO	NP
LIN Yujun L,0-2	2.0	2	3	3	2	2	0	0	0	0	0	0	1	0	8	10	2	2	37	
WANG Xiang	5.0	4	0	0	1	3	0	0	0	0	2	0	1	0	0	17	20	5	7	54

Umpires: HP-Atsushi DAITO (JPN), 1B-Won Jung Park (KOR), 2B-Shinya TAKAHASHI (JPN), 3B-Jeffrey Alan SPISAK (USA)
 Scorers: Cindy CHAN (HKG), Stefan SLINGER (NED), Xiaojun SUN (CHN)
 TC: Megumi KITTA (JPN), Andrew TODD (AUS), Jun PENG (CHN)
 Start: 9:00 Time: 2:20 Attendance: 1550 Weather: Cloudy - 29°C
 Game Notes: None

GAME SUMMARY - RESULTADO DEL JUEGO 50

(WORLD CHAMPIONSHIP FINAL – FINAL POR EL CAMPEONATO MUNDIAL)



JAPAN – PUERTO RICO



Japan 5, Puerto Rico 0 - Composite Box Score
 Sep 15, 2024 at Shaoxing City (CHN) (Shaoxing Baseball and Softball Sports Culture Center | Field 1)

 Japan.....200 002 1 - 5 6 1
 Puerto Rico.....000 000 0 - 0 6 2

Japan 5

PLAYER	AB	R	H	BI	2B	3B	HR	BB	SB	CS	HP	SH	SF	SO	IBB	KL	GDP	PO	A	E
YAMADA Takuya 2b	3	2	1	0	0	0	0	1	0	0	0	0	0	2	0	0	0	7	4	0
IMAZATO Ryo 1b	2	1	1	0	0	0	0	0	0	0	0	0	0	0	0	0	0	1	0	0
URA Kazuhiro 1b	2	0	0	0	0	0	0	0	0	0	0	0	0	1	0	0	0	4	1	0
MURAKAMI Yuichiro rf	2	0	0	1	0	0	0	0	0	0	1	0	1	1	0	0	0	2	0	0
NOGUCHI Taishi dh	4	0	0	0	0	0	0	0	0	0	0	0	0	2	0	0	0	0	0	0
TAKAHASHI Takanori 3b	3	1	1	1	0	0	0	0	0	0	0	0	0	1	0	0	0	0	4	0
YOSHIKAWA Kaito lf	2	1	0	1	0	0	0	1	0	0	0	0	0	1	0	1	0	0	0	0
NISHIMURA Shinnosuke cf	3	0	1	1	0	0	0	0	0	0	0	0	0	1	0	0	0	3	0	0
AIBA Kanta ss	3	0	1	1	0	0	0	0	0	0	0	0	0	0	0	0	0	1	3	1
ARIMA Ryo c	3	0	1	0	0	0	0	0	0	0	0	0	0	0	0	0	0	2	0	0
NAGAKUBO Kosei p	0	0	0	0	0	0	0	0	0	0	0	0	0	0	0	0	0	0	0	0
SASAMORI Kosuke p	0	0	0	0	0	0	0	0	0	0	0	0	0	0	0	0	0	1	0	0
Totals	27	5	6	5	0	0	0	2	0	0	1	0	1	9	0	1	0	21	12	1

Puerto Rico 0

PLAYER	AB	R	H	BI	2B	3B	HR	BB	SB	CS	HP	SH	SF	SO	IBB	KL	GDP	PO	A	E
VILLEGAS ROSADO Edga cf	3	0	1	0	0	0	0	0	0	0	0	0	0	0	0	0	0	0	0	0
DIAZ MORALES Randal ss	3	0	1	0	0	0	0	0	0	0	0	0	0	0	0	0	1	1	1	1
FELIX MORALES Edrick 3b	3	0	1	0	0	0	0	0	0	0	0	0	0	0	0	0	0	0	2	0
GONZALEZ CARILLO Lui 1b	3	0	1	0	0	0	0	0	0	0	0	0	0	0	0	0	0	8	0	0
MONTES TORRES John A dh	3	0	0	0	0	0	0	0	0	0	0	0	0	0	0	0	0	0	0	0
HERNANDEZ ESTEVEZ Lu c	3	0	2	0	0	0	0	0	0	0	0	0	0	0	0	0	0	9	1	0
FELICIANO LOPEZ Jand pr	0	0	0	0	0	0	0	0	0	0	0	0	0	0	0	0	0	0	0	0
TORRES RODRIGUEZ Gil rf	2	0	0	0	0	0	0	1	0	0	0	0	0	0	0	0	2	2	0	0
LARACUENTE VILLAFANE lf	3	0	0	0	0	0	0	0	0	0	0	0	0	2	0	0	0	1	0	0
ORTIZ CEBALLOS Janke 2b	2	0	0	0	0	0	0	0	0	0	0	0	0	0	0	0	0	0	3	0
RIVERA NUNEZ Luis An p	0	0	0	0	0	0	0	0	0	0	0	0	0	0	0	0	0	0	0	0
LABOY MELENDEZ Jorha p	0	0	0	0	0	0	0	0	0	0	0	0	0	0	0	0	0	0	0	0
COLON TORRES Shadai p	0	0	0	0	0	0	0	0	0	0	0	0	0	0	0	0	0	0	0	0
VEGA RIVERA Lucas Ja p	0	0	0	0	0	0	0	0	0	0	0	0	0	0	0	0	0	0	0	0
RODRIGUEZ MELENDEZ R p	0	0	0	0	0	0	0	0	0	0	0	0	0	0	0	0	0	0	0	1
GONZALEZ MORENO Alej p	0	0	0	0	0	0	0	0	0	0	0	0	0	0	0	0	0	0	0	0
Totals	25	0	6	0	0	0	0	1	0	0	0	0	0	2	0	0	3	21	7	2

Japan	IP	H	R	ER	BB	SO	WP	HP	BK	IBB	SH	SF	2B	3B	HR	AB	BF	FO	GO	NP
NAGAKUBO Kosei W,2-0	4.0	4	0	0	1	1	0	0	0	0	0	0	0	0	0	15	16	4	5	70
SASAMORI Kosuke SV,1	3.0	2	0	0	0	1	0	0	0	0	0	0	0	0	0	10	10	3	4	47

Puerto Rico	IP	H	R	ER	BB	SO	WP	HP	BK	IBB	SH	SF	2B	3B	HR	AB	BF	FO	GO	NP
RIVERA NUNEZ Luis An L,0-1	1.1	3	2	1	0	2	0	1	0	0	0	0	0	0	0	8	9	0	3	32
LABOY MELENDEZ Jorha	4.1	1	2	2	1	6	0	0	0	0	0	0	0	0	0	14	15	2	5	58
COLON TORRES Shadai	0.0	1	0	0	0	0	0	0	0	0	0	0	0	0	0	1	1	0	0	3
VEGA RIVERA Lucas Ja	0.1	1	0	0	0	0	0	0	0	0	0	0	0	0	0	2	2	0	1	9
RODRIGUEZ MELENDEZ R	0.1	0	1	0	1	0	0	0	0	0	0	0	0	0	0	1	2	0	1	10
GONZALEZ MORENO Alej	0.2	0	0	0	0	1	0	0	0	0	0	1	0	0	0	1	2	1	0	8

Umpires: HP-Mayer Carrillo GILBERTO (MEX), 1B-Shao-Wei LIN (TPE),
 2B-Mario Cesar VILLAVICENCIO TESISTECO (MEX), 3B-Bing XU (CHN)
 Scorers: Linda STEIJGER (NED), Fuka NAKAMURA (JPN), Ying CHEN (CHN)
 TC: Elpidio SERRANO (CRC), Rainer KRANKL (AUT), Qingfeng XUE (CHN)
 Start: 9:00 Time: 2:04 Attendance: 1273 Weather: Cloudy - 29°C
 Game Notes: None

TEAM'S STATS – ESTADÍSTICAS DE EQUIPO

(INCLUDING GAMES 1-50 – INCLUYENDO JUEGOS DEL 1 AL 50)



CHINA

CHN

(All Games, Sorted by Batting Avg)

Record: Tournament: 5-4 / Opening Round: 3-2 / Super Round Group: 2-3

#	PLAYER	AVG	GP-GS	AB	R	H	2B	3B	HR	RBI	TB	SLG%	BB	HP	SO	GDP	OB%	SF	SH	SB-ATT
14	SONG Yupei	1.000	3-0	1	0	1	0	0	0	0	1	1.000	0	0	0	0	1.000	0	0	0-0
45	ZHU Xudong	.357	9-9	28	8	10	1	0	0	2	11	.393	1	1	7	0	.400	0	1	5-6
37	ZHANG Aiqi	.286	9-7	21	0	6	1	0	0	3	7	.333	2	0	3	1	.348	0	1	0-0
55	ZHOU Yi	.276	9-9	29	5	8	1	1	1	6	14	.483	0	1	8	0	.300	0	0	0-0
59	WU Qirui	.267	8-8	15	4	4	0	2	0	3	8	.533	3	1	5	0	.421	0	0	1-2
50	ZHANG Mingxin	.250	8-7	20	3	5	0	0	0	1	5	.250	2	0	10	0	.318	0	1	0-0
33	ZHANG Wentao	.250	5-4	12	1	3	0	0	0	2	3	.250	0	0	3	0	.250	0	0	1-2
40	HU Tianyuan	.217	9-9	23	2	5	4	0	0	4	9	.391	5	1	6	0	.379	0	2	0-0
54	LI Yuyang	.211	9-8	19	2	4	0	0	0	4	4	.211	5	0	11	1	.375	0	0	1-1
43	XING Wenbin	.176	8-6	17	2	3	0	0	0	1	3	.176	2	1	5	0	.300	0	0	2-3
16	LIN Keyu	.125	7-2	8	1	1	0	0	0	1	1	.125	0	2	5	0	.273	1	0	0-0
21	HOU Hangang	.111	6-4	9	0	1	0	0	0	0	1	.111	1	0	5	0	.200	0	0	0-0
52	WANG Shuai	.000	8-8	18	2	0	0	0	0	1	0	.000	4	0	4	1	.182	0	1	0-0
72	ZHANG Qinyang	.000	1-0	1	0	0	0	0	0	0	0	.000	0	0	1	0	.000	0	0	0-0
Totals		.231		221	30	51	7	3	1	28	67	.303	25	7	73	3	.327	1	6	10-14
Opponents		.246		224	32	55	4	3	2	29	71	.317	20	4	39	3	.316	2	7	10-11

(All Games, Sorted by Earned Run Avg)

#	PLAYER	ERA	W-L	SV	IP	G	GS	CG	SHO	H	R	ER	BB	SO	2B	3B	HR	AB	B/Avg	WP	HP	BK	IBB	SHA	SFA
39	ZHAO Wei	0.82	2-0	0	17.0	3	2	1	1	12	2	2	0	11	0	1	0	61	.197	0	0	0	0	0	0
42	WANG Xiang	1.40	1-0	2	15.0	4	1	1	0	12	4	3	2	9	2	0	1	53	.226	0	0	0	0	3	1
68	YI Jian	2.63	0-1	0	2.2	2	1	0	0	2	1	1	2	0	0	0	0	9	.222	0	1	0	0	0	0
53	HUADAN Cairang	2.63	1-0	0	8.0	2	2	0	0	7	5	3	2	9	0	0	1	30	.233	0	0	1	0	2	0
49	SUO Xudi	5.25	1-0	0	4.0	2	0	0	0	3	3	3	1	1	0	1	0	15	.200	0	0	0	0	0	1
9	LIN Yujun	5.88	0-2	1	8.1	4	2	0	0	9	7	7	5	5	1	1	0	31	.290	0	1	0	0	1	0
58	FU Huachen	8.40	0-0	0	1.2	2	0	0	0	4	2	2	2	1	0	0	0	9	.444	0	0	0	0	0	0
38	ZHOU Jie	8.40	0-0	0	3.1	2	0	0	0	5	4	4	2	1	0	0	0	13	.385	0	1	0	0	1	0
51	DING Shutong	28.00	0-1	0	1.0	2	1	0	0	1	4	4	4	1	0	0	0	3	.333	0	1	0	0	0	0
Totals		3.33	5-4	3	61.0	9	9	2	1	55	32	29	20	39	4	3	2	224	.246	0	4	1	0	7	2
Opponents		2.82	4-5	2	62.0	9	9	1	1	51	30	25	25	73	7	3	1	221	.231	3	7	0	0	6	1

(All Games, Sorted by Fielding Pct)

#	PLAYER	C	PO	A	E	DP	FLD%	CSB	SBA	SBA%	CI	PB
50	ZHANG Mingxin	46	42	4	0	3	1.000	0	0	0	0	0
40	HU Tianyuan	40	22	18	0	3	1.000	0	0	0	0	0
54	LI Yuyang	28	25	3	0	1	1.000	0	0	0	0	0
45	ZHU Xudong	13	13	0	0	0	1.000	0	0	0	0	0
42	WANG Xiang	7	0	7	0	0	1.000	0	0	0	0	0
21	HOU Hangang	6	6	0	0	0	1.000	0	0	0	0	0
68	YI Jian	4	3	1	0	1	1.000	0	0	0	0	0
43	XING Wenbin	3	1	2	0	0	1.000	0	0	0	0	0
39	ZHAO Wei	3	0	3	0	0	1.000	0	0	0	0	0
9	LIN Yujun	2	0	2	0	1	1.000	0	0	0	0	0
16	LIN Keyu	2	2	0	0	0	1.000	0	0	0	0	0
38	ZHOU Jie	2	0	2	0	0	1.000	0	0	0	0	0
53	HUADAN Cairang	2	0	2	0	0	1.000	0	0	0	0	0
49	SUO Xudi	1	1	0	0	0	1.000	0	0	0	0	0
52	WANG Shuai	42	37	4	1	2	.976	1	6	.857	0	0
37	ZHANG Aiqi	25	8	16	1	3	.960	0	0	0	0	0
55	ZHOU Yi	20	16	1	3	0	.850	0	4	1.000	0	1
59	WU Qirui	23	7	12	4	1	.826	0	0	0	0	0
Totals		269	183	77	9	6	.967	1	10	.909	0	1
Opponents		265	186	76	3	3	.989	4	10	.714	0	2

TEAM'S STATS – ESTADÍSTICAS DE EQUIPO

(INCLUDING GAMES 1-50 – INCLUYENDO JUEGOS DEL 1 AL 50)



JAPAN

JPN

(All Games, Sorted by Batting Avg)

Record: Tournament: 8-1 / Opening Round: 4-1 / Super Round Group: 4-1

#	PLAYER	AVG	GP-GS	AB	R	H	2B	3B	HR	RBI	TB	SLG%	BB	HP	SO	GDP	OB%	SF	SH	SB-ATT
24	HAYASHI Takuma	.500	5-3	4	1	2	1	0	0	1	3	.750	3	0	0	0	.714	0	0	0-1
1	TAURA Yusuke	.500	5-0	4	2	2	0	1	0	0	4	1.000	2	0	2	0	.667	0	0	0-0
7	YOSHIKAWA Kaito	.412	8-7	17	6	7	3	0	0	4	10	.588	1	1	4	0	.450	1	0	2-2
5	NISHIMURA Shinnosu	.381	9-9	21	4	8	1	1	1	9	14	.667	3	0	4	0	.440	1	0	0-0
0	YAMADA Takuya	.346	9-9	26	7	9	2	0	1	4	14	.538	5	0	4	0	.452	0	0	0-0
3	IMAZATO Ryo	.313	8-8	16	5	5	0	0	1	2	8	.500	9	1	6	0	.577	0	0	0-0
26	TAKATA Kota	.250	4-3	8	2	2	0	0	0	3	2	.250	3	0	0	0	.455	0	0	0-0
4	TAKAHASHI Takanori	.227	8-8	22	3	5	1	0	0	4	6	.273	4	1	8	0	.370	0	0	0-0
2	ARIMA Ryo	.214	5-5	14	2	3	0	0	0	0	3	.214	0	0	4	1	.214	0	0	0-0
10	AIBA Kanta	.176	7-7	17	0	3	1	0	0	4	4	.235	3	1	3	0	.333	0	0	1-1
9	NOGUCHI Taishi	.115	9-9	26	3	3	1	0	0	1	4	.154	6	0	9	0	.281	0	0	2-3
25	MURAKAMI Yuichiro	.111	8-8	27	3	3	0	0	2	3	9	.333	0	1	11	2	.138	1	0	0-0
8	URA Kazuhiro	.077	7-4	13	1	1	0	0	1	3	4	.308	1	0	4	0	.143	0	0	0-0
22	KOYAMA Shoki	.000	2-1	3	0	0	0	0	0	0	0	.000	0	0	1	0	.000	0	0	0-0
Totals		.243		218	39	53	10	2	6	38	85	.390	40	5	60	3	.368	3	0	5-7
Opponents		.202		208	12	42	8	0	0	12	50	.24	9	3	51	8	.243	2	3	2-3

(All Games, Sorted by Earned Run Avg)

#	PLAYER	ERA	W-L	SV	IP	G	GS	CG	SHO	H	R	ER	BB	SO	2B	3B	HR	AB	B/Avg	WP	HP	BK	IBB	SHA	SFA
14	SASAMORI Kosuke	0.00	2-0	1	9.0	3	1	0	0	7	0	0	0	5	0	0	0	32	.219	0	0	0	0	0	0
12	NAGAKUBO Kosei	0.00	2-0	0	11.0	2	2	1	1	5	0	0	1	7	0	0	0	37	.135	0	0	0	0	0	0
28	MATSUDA Wataru	0.00	0-0	1	3.1	4	0	0	0	1	0	0	0	3	0	0	0	11	.091	0	0	0	0	0	0
11	NISHIMURA Oga	0.84	2-0	0	8.1	4	1	1	0	4	1	1	1	7	2	0	0	28	.143	0	0	0	0	1	1
21	MATSUDA Kento	1.40	0-0	0	5.0	2	1	0	0	3	1	1	1	5	1	0	0	17	.176	0	0	0	0	0	0
16	GOTO Ryoju	1.68	1-0	0	8.1	2	2	0	0	8	2	2	4	7	1	0	0	29	.276	0	1	0	0	0	1
17	SATO Aren	3.50	0-0	0	2.0	2	0	0	0	1	1	1	0	2	0	0	0	6	.167	1	2	0	0	0	0
15	TANIWAKI Koki	3.50	1-1	0	10.0	3	2	0	0	10	5	5	1	13	3	0	0	38	.263	0	0	0	0	1	0
18	HAYASHIDA Yuto	4.67	0-0	1	3.0	3	0	0	0	3	2	2	1	2	1	0	0	10	.300	0	0	0	0	1	0
Totals		1.40	8-1	3	60.0	9	9	2	1	42	12	12	9	51	8	0	0	208	.202	1	3	0	0	3	2
Opponents		3.81	1-8	0	57.0	9	9	0	0	53	39	31	40	60	10	2	6	218	.243	7	5	1	1	0	3

(All Games, Sorted by Fielding Pct)

#	PLAYER	C	PO	A	E	DP	FLD%	CSB	SBA	SBA%	CI	PB
3	IMAZATO Ryo	61	53	8	0	4	1.000	0	0	0	0	0
0	YAMADA Takuya	40	16	24	0	9	1.000	0	0	0	0	0
2	ARIMA Ryo	31	31	0	0	0	1.000	0	0	0	0	0
9	NOGUCHI Taishi	24	23	1	0	0	1.000	1	2	.667	0	0
4	TAKAHASHI Takanori	21	2	19	0	2	1.000	0	0	0	0	0
8	URA Kazuhiro	17	15	2	0	4	1.000	0	0	0	0	0
5	NISHIMURA Shinnosu	9	9	0	0	0	1.000	0	0	0	0	0
7	YOSHIKAWA Kaito	6	5	1	0	0	1.000	0	0	0	0	0
12	NAGAKUBO Kosei	5	2	3	0	0	1.000	0	0	0	0	0
25	MURAKAMI Yuichiro	5	5	0	0	0	1.000	0	0	0	0	0
1	TAURA Yusuke	5	0	5	0	0	1.000	0	0	0	0	0
14	SASAMORI Kosuke	4	2	2	0	0	1.000	0	0	0	0	0
11	NISHIMURA Oga	3	2	1	0	0	1.000	0	0	0	0	0
22	KOYAMA Shoki	3	3	0	0	0	1.000	0	0	0	0	0
21	MATSUDA Kento	2	0	2	0	0	1.000	0	0	0	0	0
15	TANIWAKI Koki	2	1	1	0	0	1.000	0	0	0	0	0
16	GOTO Ryoju	2	1	1	0	0	1.000	0	0	0	0	0
28	MATSUDA Wataru	1	0	1	0	1	1.000	0	0	0	0	0
10	AIBA Kanta	20	7	12	1	4	.950	0	0	0	0	0
26	TAKATA Kota	11	3	6	2	3	.818	0	0	0	0	0
Totals		272	180	89	3	9	.989	1	2	.667	0	0
Opponents		243	171	62	10	4	.959	2	5	.714	0	1

TEAM'S STATS – ESTADÍSTICAS DE EQUIPO

(INCLUDING GAMES 1-50 – INCLUYENDO JUEGOS DEL 1 AL 50)



NICARAGUA

NCA

(All Games, Sorted by Batting Avg)

Record: Tournament: 6-3 / Opening Round: 5-0 / Super Round Group: 2-3

#	PLAYER	AVG	GP-GS	AB	R	H	2B	3B	HR	RBI	TB	SLG%	BB	HP	SO	GDP	OB%	SF	SH	SB-ATT
9	ABURTO DIAZ Enmanu	.375	7-6	16	1	6	1	1	0	1	9	.563	0	2	3	1	.444	0	0	1-1
57	BENNETT COOPER God	.350	9-9	20	3	7	4	0	0	4	11	.550	9	0	8	1	.552	0	0	1-1
4	MATAMOROS CACERES	.310	9-9	29	3	9	1	0	0	6	10	.345	2	0	2	0	.355	0	0	1-1
23	BRITTON RODRIGUEZ	.286	8-2	7	2	2	0	0	0	0	2	.286	0	2	1	1	.444	0	0	3-3
29	ORTEGA DAVILA Juni	.261	9-8	23	5	6	0	0	0	2	6	.261	0	1	5	0	.292	0	2	5-5
16	CASTRO DELGADO Edm	.259	9-9	27	2	7	0	0	0	2	7	.259	0	0	3	0	.259	0	0	0-1
17	MORENO MOLINA Cris	.222	9-8	18	2	4	1	0	0	1	5	.278	1	1	3	0	.300	0	0	1-1
18	TRUJILLO ZUNIGA Em	.182	8-7	22	0	4	1	1	0	7	7	.318	0	1	10	0	.217	0	0	0-0
1	GONZALEZ CRUZ Luis	.176	8-6	17	3	3	0	0	0	0	3	.176	0	1	7	1	.222	0	0	0-0
31	SINCLAIR PADILLA J	.176	8-7	17	4	3	0	0	0	0	3	.176	4	0	7	0	.333	0	1	0-0
2	LOAISIGA VANEGAS D	.167	7-1	6	1	1	0	0	0	0	1	.167	0	0	0	0	.167	0	0	1-2
3	LEYTON CASTILLO Ro	.067	7-6	15	0	1	0	0	0	1	1	.67	1	0	1	2	.125	0	0	0-0
15	TOBAL GUIDO Fardy	.000	5-3	6	1	0	0	0	0	0	0	.000	0	1	1	0	.143	0	0	0-0
Totals		.238		223	27	53	8	2	0	24	65	.291	17	9	51	6	.317	0	3	13-15
Opponents		.226		226	22	51	7	1	3	21	69	.305	20	8	61	6	.310	1	6	7-9

(All Games, Sorted by Earned Run Avg)

#	PLAYER	ERA	W-L	SV	IP	G	GS	CG	SHO	H	R	ER	BB	SO	2B	3B	HR	AB	B/Avg	WP	HP	BK	IBB	SHA	SFA
12	ROBLETO LEAL Franc	0.00	0-0	0	4.0	4	0	0	0	4	0	0	1	5	0	0	0	15	.267	1	0	0	0	0	0
78	TORRES MERCADO Bry	0.00	0-0	3	5.0	6	0	0	0	3	0	0	2	3	0	0	0	16	.188	1	1	0	1	1	0
0	GAZO RUIZ Carlos D	0.00	0-0	0	1.0	1	0	0	0	0	0	0	1	1	0	0	0	2	.000	0	0	0	0	0	0
97	OROZCO VALLE Stanl	0.62	2-0	0	11.1	3	2	0	0	11	2	1	2	8	2	0	0	39	.282	0	4	0	0	3	1
88	ZAPATA VALLECILLO	1.27	1-1	0	11.0	2	2	0	0	4	2	2	2	15	0	0	0	37	.108	0	1	1	0	0	0
91	ALBIR RUEDA Jared	1.62	1-0	0	4.1	3	0	0	0	2	1	1	2	3	0	0	0	15	.133	0	0	0	0	0	0
34	GUADAMUZ DOLMUS Sa	2.21	0-1	0	6.1	2	2	0	0	6	2	2	2	7	0	0	0	25	.240	0	1	0	0	1	0
45	GAYTAN Juan Carlos	2.63	1-0	0	5.1	2	1	0	0	3	3	2	2	8	2	0	1	20	.150	0	0	0	0	0	0
61	CANALES FLORES Ang	3.15	1-1	0	6.2	2	2	0	0	8	4	3	4	7	1	0	1	27	.296	1	0	0	0	0	0
30	RODRIGUEZ CARAZO C	6.00	0-0	0	7.0	3	0	0	0	8	6	6	1	4	1	0	0	25	.320	0	1	1	1	1	0
32	CAYASSO HANSACK Sh	14.00	0-0	0	1.0	1	0	0	0	2	2	2	1	0	1	0	1	5	.400	0	0	0	0	0	0
Totals		2.11	6-3	3	63.0	9	9	0	0	51	22	19	20	61	7	1	3	226	.226	3	8	2	2	6	1
Opponents		2.75	3-6	1	61.0	9	9	2	1	53	27	24	17	51	8	2	0	223	.238	5	9	1	2	3	0

(All Games, Sorted by Fielding Pct)

#	PLAYER	C	PO	A	E	DP	FLD%	CSB	SBA	SBA%	CI	PB
18	TRUJILLO ZUNIGA Em	56	51	5	0	6	1.000	0	0	0	0	0
1	GONZALEZ CRUZ Luis	51	48	3	0	0	1.000	2	3	.600	0	1
4	MATAMOROS CACERES	50	21	29	0	6	1.000	0	0	0	0	0
9	ABURTO DIAZ Enmanu	31	30	1	0	0	1.000	0	4	1.000	0	0
29	ORTEGA DAVILA Juni	6	6	0	0	0	1.000	0	0	0	0	0
23	BRITTON RODRIGUEZ	4	4	0	0	0	1.000	0	0	0	0	0
78	TORRES MERCADO Bry	2	0	2	0	0	1.000	0	0	0	0	0
2	LOAISIGA VANEGAS D	2	2	0	0	0	1.000	0	0	0	0	0
97	OROZCO VALLE Stanl	1	0	1	0	0	1.000	0	0	0	0	0
45	GAYTAN Juan Carlos	1	0	1	0	0	1.000	0	0	0	0	0
30	RODRIGUEZ CARAZO C	1	0	1	0	0	1.000	0	0	0	0	0
88	ZAPATA VALLECILLO	1	0	1	0	0	1.000	0	0	0	0	0
12	ROBLETO LEAL Franc	1	0	1	0	0	1.000	0	0	0	0	0
32	CAYASSO HANSACK Sh	1	1	0	0	0	1.000	0	0	0	0	0
31	SINCLAIR PADILLA J	17	2	14	1	1	.941	0	0	0	0	0
16	CASTRO DELGADO Edm	10	8	1	1	0	.900	0	0	0	0	0
17	MORENO MOLINA Cris	29	10	16	3	4	.897	0	0	0	0	0
15	TOBAL GUIDO Fardy	9	0	8	1	0	.889	0	0	0	0	0
3	LEYTON CASTILLO Ro	7	5	1	1	1	.857	0	0	0	0	0
57	BENNETT COOPER God	2	1	0	1	0	.500	0	0	0	0	0
34	GUADAMUZ DOLMUS Sa	2	0	1	1	0	.500	0	0	0	0	0
91	ALBIR RUEDA Jared	2	0	1	1	0	.500	0	0	0	0	0
Totals		286	189	87	10	7	.965	2	7	.778	0	1
Opponents		266	183	77	6	6	.977	2	13	.867	0	0

TEAM'S STATS – ESTADÍSTICAS DE EQUIPO

(INCLUDING GAMES 1-50 – INCLUYENDO JUEGOS DEL 1 AL 50)



PUERTO RICO

PUR

(All Games, Sorted by Batting Avg)

Record: Tournament: 7-2 / Opening Round: 4-1 / Super Round Group: 5-0

#	PLAYER	AVG	GP-GS	AB	R	H	2B	3B	HR	RBI	TB	SLG%	BB	HP	SO	GDP	OB%	SF	SH	SB-ATT
17	VILLEGAS ROSADO Ed	.500	9-9	20	9	10	0	0	0	1	10	.500	10	1	3	0	.677	0	0	6-7
38	GONZALEZ CARILLO L	.357	9-9	28	1	10	0	0	0	9	10	.357	1	0	10	2	.367	1	0	0-0
20	HERNANDEZ ESTEVEZ	.350	8-7	20	1	7	2	0	0	4	9	.450	1	2	3	0	.417	1	0	0-0
25	TORRES ADORNO Osva	.333	6-3	12	2	4	0	0	0	5	4	.333	2	0	1	0	.400	1	0	0-0
61	DIAZ MORALES Randa	.280	9-9	25	3	7	3	0	0	3	10	.400	1	3	7	1	.355	2	0	0-0
64	FELIX MORALES Edri	.231	9-9	26	6	6	2	2	0	4	12	.462	4	1	4	1	.355	0	0	1-1
60	LARACUENTE VILLAFA	.222	5-3	9	1	2	0	0	0	0	2	.222	1	0	4	0	.300	0	0	1-1
2	FIGUEROA OTERO Dan	.200	8-5	15	2	3	0	0	0	1	3	.200	1	0	6	0	.250	0	0	1-1
66	ORTIZ CEBALLOS Jan	.182	8-5	11	5	2	1	0	1	3	6	.545	1	0	3	0	.250	0	1	1-1
26	MONTES TORRES John	.179	9-9	28	2	5	1	0	1	2	9	.321	0	0	2	1	.179	0	1	0-0
29	TORRES RODRIGUEZ G	.154	8-5	13	3	2	1	0	0	1	3	.231	6	1	3	2	.450	0	0	1-1
12	GUZMAN VELEZ Angel	.125	4-4	8	0	1	1	0	0	0	2	.250	2	0	1	0	.300	0	1	0-0
22	FELICIANO LOPEZ Ja	.091	8-4	11	1	1	1	0	0	0	2	.182	0	0	4	0	.091	0	1	1-1
Totals		.265		226	36	60	12	2	2	33	82	.363	30	8	51	7	.364	5	4	12-13
Opponents		.201		229	21	46	6	0	2	19	58	.253	32	12	59	4	.326	3	2	6-8

(All Games, Sorted by Earned Run Avg)

#	PLAYER	ERA	W-L	SV	IP	G	GS	CG	SHO	H	R	ER	BB	SO	2B	3B	HR	AB	B/Avg	WP	HP	BK	IBB	SHA	SFA
28	RODRIGUEZ MELENDEZ	0.00	0-0	0	2.0	4	0	0	0	3	1	0	1	1	0	0	0	9	.333	0	1	0	0	0	0
56	ROSES DIAZ Carlos	0.00	1-0	1	3.1	4	0	0	0	0	0	0	4	3	0	0	0	10	.000	0	0	0	0	0	0
18	LABOY MELENDEZ Jor	0.88	2-0	1	16.0	4	2	0	0	7	2	2	7	18	1	0	0	54	.130	0	0	0	0	0	0
65	GONZALEZ MORENO Al	1.00	1-0	1	7.0	4	0	0	0	5	1	1	2	3	1	0	0	21	.238	0	1	0	0	1	1
44	COLON TORRES Shada	1.05	1-0	0	6.2	4	0	0	0	7	1	1	1	7	1	0	0	27	.259	1	1	0	0	0	0
37	MIRANDA VEINTIDOS	1.56	1-0	0	9.0	2	2	0	0	3	3	2	4	8	0	0	0	28	.107	2	5	0	0	1	1
46	VEGA RIVERA Lucas	1.75	0-1	0	4.0	3	0	0	0	4	3	1	1	3	0	0	0	15	.267	1	1	0	0	0	1
34	CUADRADO OLMEDA Ya	3.00	1-0	0	2.1	2	0	0	0	2	1	1	3	1	1	0	0	9	.222	0	1	0	0	0	0
39	RODRIGUEZ MERCADO	3.82	0-0	0	3.2	3	1	0	0	4	2	2	3	8	1	0	1	15	.267	1	0	0	0	0	0
35	MELENDEZ GUILFU Om	3.94	0-0	0	5.1	3	2	0	0	3	3	3	4	2	0	0	1	18	.167	0	0	0	0	0	0
63	RIVERA NUNEZ Luis	4.20	0-1	1	5.0	3	2	0	0	8	4	3	2	5	1	0	0	23	.348	0	2	0	0	0	0
Totals		1.74	7-2	4	64.1	9	9	0	0	46	21	16	32	59	6	0	2	229	.201	5	12	0	0	2	3
Opponents		3.56	2-7	1	61.0	9	9	0	0	60	36	31	30	51	12	2	2	226	.265	4	8	0	3	4	5

(All Games, Sorted by Fielding Pct)

#	PLAYER	C	PO	A	E	DP	FLD%	CSB	SBA	SBA%	CI	PB
38	GONZALEZ CARILLO L	56	54	2	0	3	1.000	0	0	0	0	0
20	HERNANDEZ ESTEVEZ	40	36	4	0	1	1.000	1	1	.500	0	2
12	GUZMAN VELEZ Angel	30	28	2	0	0	1.000	1	5	.833	0	0
26	MONTES TORRES John	19	9	10	0	3	1.000	0	0	0	0	0
66	ORTIZ CEBALLOS Jan	17	6	11	0	1	1.000	0	0	0	0	0
17	VILLEGAS ROSADO Ed	15	15	0	0	0	1.000	0	0	0	0	0
64	FELIX MORALES Edri	13	1	12	0	0	1.000	0	0	0	0	0
25	TORRES ADORNO Osva	5	4	1	0	1	1.000	0	0	0	0	0
29	TORRES RODRIGUEZ G	5	5	0	0	0	1.000	0	0	0	0	0
60	LARACUENTE VILLAFA	4	3	1	0	0	1.000	0	0	0	0	0
18	LABOY MELENDEZ Jor	2	0	2	0	0	1.000	0	0	0	0	0
65	GONZALEZ MORENO Al	2	1	1	0	0	1.000	0	0	0	0	0
56	ROSES DIAZ Carlos	2	2	0	0	0	1.000	0	0	0	0	0
63	RIVERA NUNEZ Luis	2	2	0	0	0	1.000	0	0	0	0	0
34	CUADRADO OLMEDA Ya	1	0	1	0	0	1.000	0	0	0	0	0
46	VEGA RIVERA Lucas	1	1	0	0	0	1.000	0	0	0	0	0
37	MIRANDA VEINTIDOS	1	0	1	0	0	1.000	0	0	0	0	0
22	FELICIANO LOPEZ Ja	1	1	0	0	0	1.000	0	0	0	0	0
61	DIAZ MORALES Randa	32	13	18	1	3	.969	0	0	0	0	0
2	FIGUEROA OTERO Dan	13	12	0	1	0	.923	0	0	0	0	0
28	RODRIGUEZ MELENDEZ	1	0	0	1	0	.000	0	0	0	0	0
Totals		262	193	66	3	4	.989	2	6	.750	0	2
Opponents		266	183	78	5	7	.981	1	12	.923	0	2

ABBREVIATIONS – ABREVIATURAS

(IN ALPHABETICAL ORDER – EN ORDEN ALFABÉTICO)

HITTING – OFENSIVA			PITCHING – PITCHEO		
2B	Doubles	Dobles	2B	Doubles allowed	Dobles permitidos
3B	Triples	Triples	3B	Triples allowed	Triples permitidos
AB	At bats	Veces al bate	AB	At bats	Veces al bate
AVG	Batting average	Average de bateo	B/Avg	Opponent batting average	Average de bateo de los oponentes
BB	Base on balls	Base por bolas	BK	Balk	Balk
GDP	Grounded into double plays	Batazo para Doble Play	BB	Base on balls allowed	Bases por bolas concedidas
G	Games played	Juegos jugados	CG	Complete games	Juegos completo
H	Hits	Hits conectados	ER	Earned runs allowed	Carreras limpias permitidas
HP	Hit by pitch	Golpeado por el lanzador	ERA	Earned run average	Promedio de efectividad
HR	Homeruns	Cuadrangulares	IBB	Intentional base on balls allowed	Bases por bolas intencionales
IBB	Intentional base on balls	Base por bolas intencional	GP	Games pitched	Juegos lanzados
OB%	On base percentage	Promedio de embasado	GS	Games started	Juegos Iniciados
R	Runs scored	Carreras anotadas	H	Hits allowed	Hits permitidos
RBI	Runs batted in	Carreras impulsadas	HP	Hit by pitch	Golpeados por el lanzamiento
SB / ATT	Stolen bases / SB attempts	Bases Robadas / Intentos de robo	HR	Home runs allowed	Cuadrangulares permitidos
SF	Sacrifice flies	Sacrificio Fly	IP	Innings played	Entradas lanzadas
SH	Sacrifice hits	Toque de sacrificio	R	Runs allowed	Carreras permitidas
SLG%	Slugging percentage	Average de slugging	SO	Strikeouts	Ponches propinados
SO	Strikeouts	Ponches	SFA	Sacrifice flies allowed	Sacrificios fly permitidos
TB	Total bases	Total de bases alcanzadas por hit	SHA	Sacrifice hits allowed	Toques de sacrificio permitidos
			SHO	Shutouts / Combination shutouts	Blanqueos / Blanqueos combinados
			SV	Saves	Juegos salvados
			W-L	Wins/Losses	Juegos ganados/Perdidos
			WP	Wild pitches	Wild pitches

FIELDING – DEFENSA

A	Assists	Asistencias
C	Chances	Total de lances
CI	Catcher's interference	Interferencia del receptor
CSB	Caught stealing (by pitcher and catcher)	Atrapado robando (del lanzador y del receptor)
DP	Double plays participated in	Participaciones en doble play
E	Errors	Errores
FLD%	Fielding percentage	Promedio de defensa
PB	Passed balls (catcher)	Passed ball (receptor)
PO	Putouts	Outs (Eliminaciones)
SBA	Stolen bases allowed (pitcher and catcher)	Robos permitidos (lanzador y receptor)
SBA%	Stolen bases against percentage (pitcher and catcher)	Promedio de robos permitidos (lanzador y receptor)