

Nebraska Men's Basketball

Media Guide



2023-24



The PLACE TO BE



NEBRASKA
... the
good life
Home of Arbor Day

2023-24 QUICK FACTS

UNIVERSITY INFORMATION

Location Lincoln, Neb.
 Founded 1869
 Enrollment 23,600 (fall 2023)
 Nickname Cornhuskers, Huskers
 Colors Scarlet & Cream
 Affiliation NCAA Division I
 Conference Big Ten Conference
 Home Arena Pinnacle Bank Arena
 Capacity/Year Opened 15,000/2013
 Chancellor Rodney Bennett
 Faculty Rep. Scott M. Fuess Jr.
 Vice Chancellor, Director of Athletics Trev Alberts
 Athletic Dept. Phone (402) 472-4224
 Assistant A.D./Ticketing Holly Adam
 Ticket Office Phone (402) 472-3111 or 1-800-8BIGRED
 Website Huskers.com

BASKETBALL HISTORY

First year of basketball 1896-97
 Regular-season conference titles (last) 7 (1950)
 Postseason conference titles (last) 1 (1994)
 All-time postseason appearances 26
 All-time postseason record 24-25
 NCAA Appearances (last) 7 (2014)
 NIT Appearances (last) 19 (2019)

BASKETBALL STAFF

Head Coach Fred Hoiberg
 Alma Mater (Year) Iowa State (1995)
 Record at Nebraska 40-83 (5th season)
 Overall Coaching Record 155-139 (10th season)
 Assistant Coaches Adam Howard (2nd season)
 Nate Loenser (3rd season), Ernie Zeigler (2nd season)
 Director of Men's Basketball Strength and Conditioning
 Kurt Joseph
 Director of Basketball Strategies & Business Operations Luca Virgilio
 Asst. Director of Operations Sheryl Burbach
 Director of Player Development Emmanuel Tommy
 Video Coordinator Michael Bania
 Recruiting Coordinator Pady'n Borders
 Graduate Managers Nihilo Ibarra, Justin Moore,
 Joey St. Pierre
 Athletic Trainer Andrew McCabe
 Equipment Manager Pat Norris
 Office Phone/Fax (402) 472-2265 / (402) 472-2575

2023-24 TEAM INFORMATION

2022-23 Record 16-16 (11-4 H, 4-9 A, 1-3 N)
 Big Ten Record (Finish) 9-11 (t-11th)
 Big Ten Championship 0-1, lost to Minnesota, 78-75
 Postseason None
 Starters Returning/Lost 3/3
 Lettermen Returning/Lost 7/6
 Scholarship Newcomers 7

COMMUNICATIONS INFORMATION

Associate A.D./Communications Keith Mann
 Office Phone (402) 472-2263
 Sr. Assoc. Director/MBB Contact Shamus McKnight
 Office/Cell Phone (402) 472-7772 / (402) 540-0268
 E-Mail smcknight@huskers.com
 Communications Mailing Address P.O. Box 880123,
 800 Stadium Drive, Lincoln, NE 68588-0123

INTRODUCTION 1
 Quick Facts 1

THIS IS NEBRASKA 2-44
 Husker Basketball Staff 2-3
 Offensive System 4-5
 Pinnacle Bank Arena 6-7
 Hendricks Training Complex 8-9
 Husker Power 10-11
 Performance Nutrition 12-13
 NBA Connection 14-15
 History of Nebraska Basketball 16-17
 Media Exposure 18-19
 Playing in the Big Ten 20-21
 The Student-Athlete Experience 22-23
 Academic Experience 24-25
 Academic Success 26-27
 Athletic Medicine 28-29
 Life Skills 30-31
 Athletic Facilities 32-33
 Nebraska Athletic Performance Lab 34-35
 National Powers 36-37
 University of Nebraska 38-41
 Lincoln and Omaha – The Good Life 42-43
 #NILBRASKA 44

SEASON OUTLOOK 45-52
 Rosters/Team Breakdown 46-47
 Season Preview 48-50
 Husker Notebook 51
 Schedule 52

THE 2023-24 HUSKERS 53-78
 Keisei Tominaga 54-55
 Juwan Gary 56-57
 C.J. Wilcher 58-59
 Jamarques Lawrence/Blaise Keita 60-61
 Jeff Grace III/Sam Hoiberg 62-63
 Ramel Lloyd Jr./Henry Burt 64-65
 Cale Jacobsen/Josiah Allick 66-67
 Jarron Coleman/Matar Diop 68-69
 Rienk Mast/Eli Rice 70-71
 Ahron Ulis/Brice Williams 72-73
 Career Game-by-Game Stats 74-78

COACHING STAFF 79-92
 Head Coach Fred Hoiberg 80-83
 Assistant Coach Adam Howard 84
 Assistant Coach Nate Loenser 85
 Assistant Coach Ernie Zeigler 86
 Basketball Support Staff 87-92

ADMINISTRATION 93-98
 University Administration/Board of Regents 93-95
 Director of Athletics Trev Alberts 96
 Senior Administration/Head Coaches 97
 Big Ten Conference 98

OPPONENTS 99-120
 Opponent Information 100-103
 adidas 104
 Series Records vs. Big Ten Opponents 105-108
 Series Records vs. Non-Conference Opponents 109-118
 Nebraska vs. All Opponents 119-120
 Nebraska vs. All Conferences/Exhibition Results 120

SEASON IN REVIEW 121-138
 Season Review 122-123
 2023 Senior Bios 124-125
 Statistics/Results 126-127
 Game-by-Game Comparison 128

Team/Individual Highs and Lows 129
 Box Scores 130-138

RECORDS 139-164
 Career/Single-Game Scoring Leaders 140
 Individual and Team Records 141-145
 Single-Season and Career Top-10 Lists 146-147
 Single-Season Top-10 Class Lists 148-149
 Team Single-Game and Season Lists 150-152
 Annual Statistical Leaders 153-154
 Year-by-Year Team Statistics 155-156
 Pinnacle Bank Arena Records 157-160
 Conference Tournament Results/Records 161-162
 Postseason Records and Results 163-164

HISTORY 165-202
 The History of Nebraska Basketball 166-169
 Letterwinners 170-172
 Husker Award Winners/All-Americans 173-174
 1,000-Point Club 175-179
 Nebraska Basketball – A to Z 180-181
 Husker Coaching Ledger 182
 Year-by-Year Summary 183
 All-Time Results 184-202

MEDIA/FAN INFORMATION 203-208
 Media Policies 204-205
 Compliance Information 205
 Pinnacle Bank Arena Parking and Seating Maps 206
 Huskers Radio Network 207
 Television/Radio Roster 208

MEDIA GUIDE CREDITS

The 2023-24 Nebraska men's basketball media guide was produced by the Nebraska Communications Office. The guide was written, designed and edited by Sr. Associate Communications Director Shamus McKnight with editing assistance provided by Associate A.D./Communications Director Keith Mann, Associate Communications Director Matt Smith and Communications Administrative Support Associate Vicki Capazo. Special thanks to freelance writer Mike Babcock for his writing contributions.

Photo credits: Scott Bruhn and the Nebraska Communications Photography staff; NU Digital Communications; UNL Photo Productions; John F. Grieshop/Schwartzman Photos; Steven Maikoski, USA Basketball; Iowa State University; the Chicago Bulls, Garrett Ellwood and NBA Photos/Getty Images; Scott Cunningham, NBAE/Getty Images; the Cleveland Cavaliers; the Los Angeles Lakers, the Utah Jazz, The Associated Press and USA Today Sports Images.

Covers designed by Alex Rehurek. Cover photography by Scott Bruhn. Copyrighted by Nebraska Athletic Communications.

The cost of the 2023-24 Nebraska men's basketball media guide is \$10, tax included.

FOLLOW THE HUSKERS ON SOCIAL MEDIA

 Huskers.com  [Huskermmb](https://www.instagram.com/Huskermmb)

 [@Huskermmb](https://twitter.com/Huskermmb) [@CoachHoiberg](https://twitter.com/CoachHoiberg)  [/Huskermmb](https://www.facebook.com/Huskermmb)



FRED HOIBERG

HEAD COACH

@COACHHOIBERG

PLAYING EXPERIENCE

IOWA STATE
GUARD (1991-1995)
ISU HALL OF FAME MEMBER
NO. 32 JERSEY RETIRED
CSC ACADEMIC ALL-AMERICA HALL OF FAME MEMBER

NBA
2ND ROUND PICK
INDIANA PACERS (1995-1999)
CHICAGO BULLS (1999-2003)
MINNESOTA TIMBERWOLVES (2003-2005)



ADMINISTRATIVE EXPERIENCE

MINNESOTA TIMBERWOLVES
ASSISTANT GENERAL MANAGER (2006-2009)
V.P. OF BASKETBALL OPERATIONS (2009-2010)

COACHING EXPERIENCE

IOWA STATE
HEAD COACH (2010-2015)
2011 - BASKETBALL TIMES' NATIONAL ROOKIE COACH OF THE YEAR
2012 - BIG 12 CO-COACH OF THE YEAR

CHICAGO BULLS
HEAD COACH (2015-2018)

NEBRASKA
HEAD COACH (2019-PRESENT)

COACHING STAFF

@ADAMHOWARD14

| @NATELOENSER

| @COACHZEIG41

ASSISTANT COACH
ADAM HOWARD



ASSISTANT COACH
NATE LOENSER




ASSISTANT COACH
ERNIE ZEIGLER



63

COMBINED YEARS
OF COACHING
EXPERIENCE



STYLE

OF PLAY
UNDER COACH

HOIBERG

1
ENSIVE PACE
In the Big Ten
(of the last 4 years)

20 **NATIONALLY**
NOVER PERCENTAGE
(3 of the last 6 years)

ACHED
TWO TRIPLE-DOUBLES
BRASKA SCHOOL HISTORY
(Cam Mack, 2019-20;
Dalano Banton, 2021-22)

ACHED
THE 2ND FRESHMAN TO LEAD NEBRASKA
SCORING IN SCHOOL HISTORY
(Bryce McGowens, 2021-22)





PROTECT

“THE

NEBRASKA BASKETBALL

TOP 25
IN ATTENDANCE EVERY SEASON AT PBA

#22
IN AVERAGE ATTENDANCE IN 2022-23





VAULT™

**AVERAGED 15,000 FANS
PER GAME EIGHT TIMES SINCE OPENING
IN 2013-14**

**NEARLY 1,000
FLOOR LEVEL STUDENT SEATS**

HEIN



I'VE BEEN ALL OVER THE COUNTRY COVERING COLLEGE BASKETBALL FOR CBS FOR THE LAST TEN YEARS- I'VE SEEN EVERYWHERE. I WOULD PUT

NEBRASKA'S FACILITIES

UP AGAINST ANY PROGRAM IN COLLEGE BASKETBALL.

IT'S **SECOND TO NONE.**

- JON ROTHSTEIN, COLLEGE BASKETBALL INSIDER - CBS SPORTS



HUSKER POWER



“

“I WAS PRIVILEGED TO WORK WITH KURT JOSEPH FOR TWO YEARS AND WITHOUT A DOUBT IN MY MIND, HE IS ONE OF THE BEST IN THE GAME. HIS VAST KNOWLEDGE AND PASSION FOR NOT ONLY THE PHYSICAL HEALTH, BUT MENTAL HEALTH OF HIS CLIENTS IS WHAT MAKES HIM TRULY SPECIAL.”

KARL-ANTHONY TOWNS, MINNESOTA TIMBERWOLVES

”



PERSONALIZED PROGRAMS TO MAXIMIZE DEVELOPMENT

**HUSKER POWER:
A NATIONAL LEADER**

Husker Power is a nationally recognized brand and a source of pride for Nebraska Athletics.

NEBRASKA WAS THE FIRST TO:

- Have a paid strength coach
- Lift weights in-season
- Hold a summer conditioning class
- Offer a degree for strength coaching

With 14 staff members, including men's basketball strength coach Kurt Joseph, it is one of the most comprehensive strength and conditioning organizations in the country. Husker basketball student-athletes train in the Hendricks Training Complex, which features a 5,000-square foot weight room. The facility gives Husker student-athletes a technological and strategic advantage by combining state-of-the-art strength training innovation with top-notch coaching and programming.

Joseph is in his third season as Director of Men's Basketball Strength & Conditioning after spending the previous two-plus years as an assistant strength coach with the Minnesota Timberwolves in the NBA. Previously, he worked with the Iowa Wolves of the NBA G League, the New York Knicks and Brooklyn Nets.



STRENGTH COACH KURT JOSEPH



TEAM CARDIO SESSIONS

PERFORMANCE NUTRITION



IS TRAINING TABLE



LIFE SKILLS KITCHEN



1,600 MEALS SERVED DAILY



PERFORMANCE NUTRITION

The purpose of the Performance Nutrition department is to provide services that enhance the student athlete's overall health and recovery.

GOALS

- To offer a variety of food and beverage products that are readily available and accessible for all student athletes.
- To provide a wealth of education and resources that each student athlete can utilize to enhance their overall level of knowledge and awareness as it pertains to fueling their body for competition and recovery.

DESCRIPTION OF SERVICES

Performance Nutrition seeks to provide fueling options and education to Husker student athletes, so they are adequately prepared and knowledgeable on the impact nutrition can have in their lives as athletes and after sport.

NUTRITION OVERVIEW

Our Training Table is the primary resource for student athletes to seek out holistic fueling options. Our Training Table operates and sets its menus with a student athlete first mentality. We seek to provide healthy, accommodating nutrition options for all our athletes at breakfast, lunch, and dinner.

Our fueling stations are the secondary resource for student-athletes to fulfill their fueling needs. The primary goal of our fueling stations is to provide quick and easy sources of nutrition and hydration to supplement training and competition.

Team rooms and competition fueling are an additional asset our student-athletes can utilize. Each team has a dietitian that coordinates additional nutrition options to team rooms and around competition.

Husker Bucks are provided to student-athletes to supplement meals on their own. Athletes have the chance to purchase a meal at local restaurants or choose to use the dollar value on groceries.

EDUCATION AND CONSULTATION

Each team has a sport specific dietitian who oversees the nutritional needs per team. Our dietitians are a great resource for education and consultation to our student athletes. The dietitians conduct DEXAs for body composition assessment, hydration testing, consult with athletes individually, provide nutrition education team talks (hydration, Pre-workout fueling, recovery nutrition) and coordinating materials, host cooking classes & grocery store tours, and assist with fueling options surrounding competitions.

HUSKERS IN THE NBA



TYRONN LUE



BRYCE MCGOWENS



DALANO BANTON



ERIC PIATKOWSKI



ERICK STRICKLAND



MIKKI MOORE



ISAIAH ROBY



ANDREW WHITE III



RICH KING



DAVE HOPPEN

DRAFTED HUSKERS

The first NBA draft of collegiate players was held following the 1947-48 season, but the league did not begin to keep records of team-by-team draft lists until 1952. Here is a list of the 29 Cornhusker players drafted by the NBA since 1949:


- 1949 Claude Retherford, St. Louis Bombers
- 1950 Bus Whitehead, Chicago Stags (7th)
- 1951 Bob Pierce, Indianapolis Olympians (5th)
- 1952 Jim Buchanan, Boston Celtics (6th)
- 1954 Bill Johnson, Boston Celtics (11th)
- 1960 Herschell Turner, Syracuse Nationals (6th)
- 1966 Grant Simmons, Washington Bullets (12th)
- 1967 Willie Campbell, Seattle SuperSonics (15th)
- 1968 Stuart Lantz, Houston Rockets (3rd)
Tom Baack, Detroit Pistons (10th)
- 1970 Jim Brooks, Houston Rockets (12th)
- 1971 Marvin Stewart, Philadelphia 76ers (2nd)
Leroy Chalk, Boston Celtics (13th)
- 1972 Chuck Jura, Chicago Bulls (3rd)
Mike Peterson, Portland Trail Blazers (16th)
- 1974 Brendy Lee, Atlanta Hawks (10th)
- 1976 Jerry Fort, Boston Celtics (3rd)
- 1979 Carl McPipe, Philadelphia 76ers (5th)
- 1981 Andre Smith, Cleveland Cavaliers (7th)
- 1982 Jack Moore, Kansas City Kings (9th)
- 1985 Curtis Moore, Portland Trailblazers (6th)
- 1986 Dave Hoppen Atlanta Hawks (3rd)
- 1991 Rich King, Seattle SuperSonics (1st/14th pick)
- 1994 Eric Piatkowski Indiana Pacers (1st/15th pick)
- 1998 Tyronn Lue, Denver Nuggets (1st/23rd pick)
- 1999 Venson Hamilton, Houston Rockets (2nd/50th pick)
- 2019 Isaiah Roby, Detroit Pistons (2nd/45th pick)
- 2021 Dalano Banton, Toronto Raptors (2nd/46th pick)
- 2022 Bryce McGowens, Charlotte Hornets (2nd/40th pick)

Note: Nate Branch was drafted by the American Basketball Association's Oakland franchise in 1967; Stuart Lantz was drafted by Oakland in 1968; Marvin Stewart was drafted by the New York Nets in 1971; and Chuck Jura was selected by the Utah Stars in 1972.

NEBRASKA

BASKETBALL HISTORY

1996 NIT CHAMPIONS



RETIRED JERSEYS



#42 DAVE HOPPEN



#22 STU LANTZ

#42 - DAVE HOPPEN (1983-86)

Nebraska's all-time leading scorer, Hoppen had his No. 42 jersey retired at the end of Senior Night on Feb. 26, 1986. Hoppen totaled 2,167 points before a knee surgery cut short his senior year. Hoppen broke or tied 19 school records as a Husker. A third-round draft pick in 1986, he spent six seasons in the NBA. Hoppen was inducted into the Nebraska Basketball Hall of Fame in 1996 and Nebraska Athletics Hall of Fame in 2017.

#22 - STU LANTZ (1966-68)

Stu Lantz became the second Husker basketball player to have his jersey retired when he was honored on Oct. 17, 1989. A two-time first-team All-Big Eight performer, Lantz totaled 1,269 points and 571 rebounds in his three-year Husker career. He went on to play eight years in the NBA with four teams (San Diego/Houston Rockets, Detroit Pistons, New Orleans Jazz, Los Angeles Lakers). Lantz was a charter member of the Nebraska Basketball Hall of Fame in 1989. The 2023-24 season will be his Lantz's 37th season with the Los Angeles Lakers broadcast team.

#52 - ERIC PIATKOWSKI (1991-94)

Eric Piatkowski became the third Husker to have his jersey retired, as he was honored on Feb. 18, 2006. Piatkowski was a two-time All-Big Eight selection as he totaled 1,934 points in helping NU to four straight NCAA Tournaments during his collegiate career. A first-round draft pick in 1994, he spent 14 seasons in the NBA with the Los Angeles Clippers, Houston Rockets, Chicago Bulls and Phoenix Suns. Piatkowski, who was also inducted into the Nebraska Basketball Hall of Fame in 2006, highlighted the inaugural class of the Nebraska Athletics Hall of Fame in 2015.

#10 - TYRONN LUE (1996-98)

Tyronn Lue became the fourth Husker to have his jersey retired when he was honored on Feb. 2, 2017. Lue, who ranks in the top 10 in 13 categories during his three-year Husker career, earned All-Big 12 honors in 1998 helping Nebraska to the NCAA Tournament. A first-round draft pick in 1998, he spent 11 seasons in the NBA, including a pair of titles with the Los Angeles Lakers. A 2013 Nebraska Basketball Hall of Fame inductee, Lue coached the Cleveland Cavaliers to an NBA title in 2016 and three NBA Finals appearances. He was named head coach of the Los Angeles Clippers in October of 2020 and guided the Clippers to the 2021 Western Conference Finals.



#52 ERIC PIATKOWSKI



#10 TYRONN LUE

FOX

FS1

BIG
NETWORK™

CBS peacock

IN 2022-23, BIG GAMES WERE AVAILABLE IN NEARLY

610 MILLION
HOUSEHOLDS

2022-23
MARKED
THE 16TH
CONSECUTIVE
YEAR THAT
EVERY BIG
CONFERENCE
GAME WAS
TELEVISED.



BIG
NETWORK
HOOPS

BT

B
BASK
MEDI

MEDIA EXPOSURE

MOST WATCHED CONFERENCE IN THE COUNTRY



IAA

BIG
NETBALL
A DAYS

BIG
NETWORK
HOOPS

THE BIG TEN HAS
LED THE NATION
IN ATTENDANCE
46 STRAIGHT
SEASONS

SINCE 2010

38 NBA FIRST
ROUND
DRAFT PICKS,
INCLUDING
14 LOTTERY
PICKS



19 CONSENSUS
FIRST-TEAM
ALL-AMERICANS

10 NATIONAL
PLAYERS
OF THE YEAR

8 NCAA FINAL
FOUR TEAMS

MOST OF ANY CONFERENCE





WHAT IT MEANS TO PLAY IN THE BIG™

A LIFETIME EXPERIENCE



FREE MACBOOK AIR LAPTOPS



PERSONALIZED NUTRITION PLANS

STUDENT-ATHLETE EXPERIENCE

Nebraska is a leader in providing all the resources and support necessary for student-athletes to become successful in Academics, Athletics and Life. Nebraska will continue to strategically plan for avenues to strengthen the resources to support more than 600 Husker student-athletes across 24 sports.

UNMATCHED SUPPORT

Nebraska has a history of providing unmatched benefits and support to student-athletes. A few examples of these enhanced benefits for Husker student-athletes include:

- All scholarship student-athletes have their scholarship calculated based on the full cost of attendance.
- Each student-athlete is offered a free Apple MacBook Air laptop computer to enhance their learning opportunities.
- Nebraska has increased resources and support in all academic and performance related areas including but not limited to Academic Services, Life Skills, Athletic Medicine, Athletic Training, Strength and Conditioning, Nebraska Athletic Performance Laboratory, Nutrition and Sports Analytics.
- The N-Vest Nebraska program began in 2022. N-Vest Nebraska rewards Husker scholarship student-athletes for academic performance, success toward graduation and retention. NU student-athletes who meet the established academic benchmarks will receive \$5,980 per year for their academic achievement.
- As part of Nebraska's innovative Post-Eligibility Opportunity (PEO) program, every student-athlete graduate who has exhausted their athletic eligibility has the opportunity to pursue (with Nebraska support) an internship, participate in a study abroad program, attend graduate school or receive funding for entrepreneur endeavors.

#NILBRASKA

In 2021, Nebraska Athletics introduced #NILbraska, an initiative to educate student-athletes on branding, marketing and financial literacy, among other aspects. #NILbraska prepares student-athletes to take advantage of Name, Image and Likeness legislation.

The #NILbraska program focuses on a three-pronged approach to providing education for student-athletes to maximize their potential in the NIL category: Ready Now, Accelerate and the Husker Advantage.

ACADEMIC EXPERIENCE



ACADEMIC ALL-AMERICANS DIVISION I SCHOOLS, ALL-TIME

	351
	335
	276

AS OF JULY 1, 2023



**SHAVON SHIELDS
TWO-TIME ACADEMIC ALL-AMERICAN**



95% OVERALL GRADUATION SUCCESS RATE



STUDENT LIFE COMPLEX

ACADEMIC COUNSELING

A team of 14 academic staff members are in place to monitor daily academic progress, promote skill development, receive consistent course feedback, assist with the advising/ registration process and monitor eligibility and progress toward graduation.

TUTORIAL SUPPORT

A tremendous resource for all academic abilities, unlimited tutorial support is available from day one up to college graduation in all subject areas. Tutorial support is provided both in-person and virtually. Nebraska's tutorial program is certified by the College Reading and Learning Association.

STUDY HALL

Student-athletes attend a supervised study hall within the Herman Student Life Complex that features day, evening and weekend hours. Student-athletes are required to complete a specific number of study hours each week and/ or a list of academic tasks as determined by their academic counselor, learning specialist and coach.

MENTORING

Academic staff serve as mentors to all incoming student-athletes and select returning student-athletes. The student-athletes meet with their mentor weekly to develop time management skills, gather and report academic progress information and discuss academic success strategies.

EDUCATIONAL ASSESSMENTS

Assessments are administered upon the request of the student-athlete, academic counselor or coach. Learning specialists are available to administer and score informal assessments, which include a reading comprehension and a writing assessment. When more in-depth assessments are necessary, referrals are made to a neuropsychologist who conducts the assessments. If it is determined a student-athlete has a learning disability or another medical condition that impedes the student from reaching their academic potential, appropriate accommodations are implemented by the Office of Services for Students with Disabilities.

STUDENT-ATHLETE ORIENTATION

Each new student-athlete attends an orientation at the beginning of their academic career. Student-athletes are introduced to staff, faculty, administrators and a variety of resources that help facilitate the transition into college while enhancing awareness of support services in the Athletic Department and across campus.

PERSONAL COUNSELING

Student-athletes will find a supportive and caring environment at Nebraska. Transitional issues, stress management, time management, academic focus and problem resolution are all addressed in a proactive manner throughout the year. If necessary, counseling referrals are also made to designated practitioners.

COMPUTER RESOURCES

All student-athletes are provided the opportunity to have a laptop for use during their academic career at Nebraska. The Herman Student Life Complex has printers and desktop computers available for student-athletes to use in the facility. A full-time computer specialist is on-site and available to assist with technology needs.

ACADEMIC SUCCESS



KOBE WEBSTER

ISAAC COPELAND



ISAIAH ROBY



EVAN TAYLOR



TANNER BORCHARDT



THORIR THORBJARNARSON

ATHLETIC MEDICINE





ALTER-G TREADMILLS

ATHLETIC MEDICINE

Nebraska features one of the most well-trained and highly skilled athletic medicine staffs in the country. Under the guidance of Head Athletic Trainer and Physical Therapist Jerry Weber (pictured, bottom) and Men's Basketball Head Athletic Trainer Andrew McCabe (pictured, left), the Nebraska athletic medicine staff consists of 16 full-time athletic trainers, six graduate assistant athletic trainers, as well as a team of primary care, sports medicine, and orthopedic physicians. In 2023, Nebraska Athletics entered into an agreement with Nebraska Medicine, the clinical partner of UNMC, for its physicians to provide care to Nebraska Athletics' student-athletes. It allows Husker student-athletes all the medical resources and expertise available to provide the best and most convenient care.



HYDROTHERAPY POOLS

Nebraska's medical facilities have long been among the nation's best, and Husker Athletic Medicine will have a new home beginning this fall with the completion of a new facility which will feature state-of-the-art equipment including recovery modalities. Currently, NU's athletic medicine center is housed in the Tom and Nancy Osborne Athletic Complex. In addition to Nebraska's North Stadium facility, Hawks Field, Bowlin Stadium, Pinnacle Bank Arena, the Bob Devaney Sports Center and the Nebraska Soccer and Tennis Complex all feature athletic medicine facilities.

SPORTS PSYCHOLOGY

Continuing its commitment to complete care for all student-athletes, Nebraska has a staff of five in-house mental health providers specializing in performance psychology who work directly with student-athletes, teams and coaches. Under the leadership of Director of Sport Psychology Dr. Brett Haskell, the Huskers' sport psychology staff provides counseling, psychological services, mental skills training, teambuilding and leadership development services for each of Nebraska's 24 sports and more than 600 Husker student-athletes. The staff works directly with student-athletes to help them develop skills to enhance personal well-being, address mental health and train psychological skills to optimize performance.



ON-SITE X-RAY FACILITY

LIFE SKILLS



HUSKER HEROES CAMP



LINCOLN FOOD BANK





PROACTIVE EDUCATION

The Life Skills staff provides proactive education to all incoming and returning student-athletes designed to promote responsible decision-making, enhance one's personal brand and prepare student-athletes for life after sports. Interactive presentations are delivered during summer bridge sessions, orientations and year-by-year tiered development workshops.

HUSKER ADVANTAGE/NAME, IMAGE, LIKENESS (NIL) PERSONAL BRANDING

All Nebraska student-athletes will benefit from specialized personal branding content within the innovative Husker Advantage program. Designed to enhance overall marketability while in college and beyond, engaging and interactive content in the areas of Strength Assessment, Building Personal Brand, Communication, and Finance/Compliance will position student-athletes for potential NIL opportunities while sharpening fundamental life skills beyond athletic eligibility.

INDIVIDUAL MEETINGS

Every Nebraska student-athlete is assigned a Life Skills staff member who will assist with personal and career development. The meetings help each student-athlete identify a career focus and implement a plan to increase career marketability.

CAREER COMMITMENT & NETWORKING

Nebraska Life Skills organizes an annual Student-Athlete Career Fair Networking Night and other career events aimed at connecting Huskers with companies desiring competitive, hard-working, accountable candidates. Athlete Network and UNL's Handshake Link provide opportunities to explore career opportunities across the country.

COMMUNITY OUTREACH

Nebraska student-athletes readily accept the role-model challenge, collectively giving more than 5,000 hours annually to impact thousands across the state of Nebraska. Outreach events include but are not limited to hospital visits, mentoring, school assemblies, statewide rallies, Make-A-Wish, School is Cool and Husker Heroes. During the 2022-23 academic year, 344 Husker student-athletes completed at least six service projects earning spots on the coveted Tom Osborne Citizenship Team.

LEADERSHIP

Nebraska Life Skills provides student-athletes with countless opportunities to enhance leadership skills while distinguishing themselves from the competition. Student-athletes can be members of the Student-Athlete Advisory Committee, Husker Healers (Pre-Health group), Nebraska Football Road Race, Inner Circle, N-Vest or N-VOLVED. UNL offers more than 600 recognized student organizations allowing athletes to collaborate with other campus leaders for common goals.

RECOGNITION

In 2022-23, 15 Husker Men's Basketball student-athletes were named to the Tom Osborne Citizenship teams for completing a minimum of six service projects in the calendar year. A host of other recognition opportunities at the institutional, Big Ten and NCAA levels that all reflect the high ideals, character and servant leadership nurtured through community involvement also are available.

WORLD-CLASS FACILITIES



“
THIS
ISN'T
REAL
LIFE.”

DWYANE MADE ON
NEBRASKA'S FACILITIES





PINNACLE BANK ARENA



HAWKS FIELD



BOB DEVANEY SPORTS CENTER



BARBARA HIBNER STADIUM

NAPL

NEBRASKA ATHLETIC PERFORMANCE LAB

A ONE-OF-A-KIND RESEARCH AND TESTING FACILITY THAT PROVIDES NEBRASKA STUDENT-ATHLETES WITH THE LATEST ADVANCEMENTS IN EQUIPMENT, TRAINING TECHNIQUES AND MEDICAL TECHNOLOGY.



PHYSICAL TESTING

“ THIS FACILITY IS
UNBELIEVABLE. ”

WORLD SOCCER STAR DEMBA BA, WHO TRAINED AT THE NEBRASKA ATHLETIC PERFORMANCE LAB IN 2017.



NAPL COLLABORATING WITH COACHES



GROUNDBREAKING RESEARCH



STATE-OF-THE-ART EQUIPMENT



NATIONAL POWERS


FIVE VOLLEYBALL NATIONAL CHAMPIONSHIPS
(3RD IN NCAA HISTORY)

**5 NATIONAL TITLES
(2ND MOST SINCE 1970)**



FOOTBALL

**8 NATIONAL TITLES
(4TH IN NCAA HISTORY)**



MEN'S GYMNASTICS

**8 NATIONAL TITLES
(MOST IN NCAA HISTORY)**



BOWLING

**3 INDOOR
NATIONAL TITLES
(4TH IN NCAA HISTORY)**



WOMEN'S TRACK AND FIELD

THE UNIVERSITY OF NEBRASKA





THE UNIVERSITY OF NEBRASKA

Chartered in Lincoln by the Nebraska Legislature in 1869, the University of Nebraska was expanded in 1968 into a university system now comprising four campuses under the guidance of a Board of Regents and a central administration. The flagship University of Nebraska–Lincoln is an educational institution of international stature. Nebraska is classified within the Carnegie “R1: Doctoral Universities – Highest Research Activity” category. Nebraska is also a land-grant university and a member of the Association of Public and Land-grant Universities. The university is accredited by the Higher Learning Commission.

BIG TEN ACADEMIC ALLIANCE

As a member of the Big Ten, the University of Nebraska–Lincoln is a member of the Big Ten Academic Alliance (BTAA), formerly the Committee on Institutional Cooperation, which is the academic consortium of the universities in the Big Ten Conference. The BTAA includes all 14 Big Ten Institutions and partners with the University of Chicago. The Big Ten Academic Alliance and the institutions together have annual research expenditures topping \$11.5 billion — more than the Ivy League and the University of California System combined — and they educate a total of nearly 600,000 students with approximately 50,000 faculty members.

NATIONAL RANKINGS

- 2023 Best Value School (*The Princeton Review*)
- 2022 Ranked Among Top Third of National Universities (*U.S. News & World Report*)
- 2022 No. 9 Online MBA in the World for Alumni Salary Increases (*Financial Times*)
- 2022 No. 8 Best Online MBA Program (*Princeton Review*)
- 2021 No. 21 Online Master of Engineering Management Program
- 2022 No. 19 Best Online MBA Programs (*U.S. News & World Report*)
- 2022 Top-50 undergraduate business and accounting programs (*U.S. News & World Report*)
- 2018 Top 30 Colleges that Produce the Most CEOs (*Kittleman*)



THE UNIVERSITY OF NEBRASKA

INNOVATION CAMPUS & CITY CAMPUS

75 MASTER'S DEGREE PROGRAMS

150+ UNDERGRADUATE MAJORS

500+ STUDENT ORGANIZATIONS

23,600 TOTAL ENROLLMENT

110+ COUNTRIES REPRESENTED

49 STATES REPRESENTED

200,000+ LIVING ALUMNI



CITY CAMPUS



OUTDOOR ADVENTURE CENTER



MULTICULTURAL CENTER



COLLEGE OF BUSINESS



**“LINCOLN IS
CLEARLY
ON THE RISE.”**

VIA SILICON PRAIRIE NEWS

NO. 1 MOST CONTENT CITY
24/7 WALLSTREET

**NO. 1 CITY IN BEST PLACES
FOR BUSINESS AND CAREERS**
FORBES

NO. 2 CITY IN HIGHEST QUALITY OF LIFE
HUFFINGTON POST

NO. 3 MOST LIVABLE CITY IN THE U.S.
SMARTASSET

NO. 6 BEST COLLEGE TOWN
AIER

NO. 7 HAPPIEST CITY IN AMERICA
WALLETHUB



**TOP 10 MOST BEAUTIFUL
CITIES IN THE USA**
THE CULTURE TRIP



1 OF THE **75** LARGEST CITIES IN THE U.S.

NAME, IMAGE & LIKENESS WITH A BIG RED SPIN

**THE
STARTUP
IS YOU.
THE
STARTING PLACE
IS HERE.**



HUSKERS.COM/NIL

2023-24 SEASON OUTLOOK



KEISEI
TOMINAGA

N 2023-24 NEBRASKA BASKETBALL ROSTER BREAKDOWN

NUMERICAL ROSTER

No.	VL	Name	Pos.	Ht.	Wt.	Yr.	Hometown	Previous School
0	**	C.J. Wilcher	G	6-5	214	Jr.	Plainfield, N.J.	Xavier
1	*	Sam Hoiberg	G	6-0	183	Jr.	Lincoln, Neb.	Pius X
2		Ramel Lloyd Jr.	G	6-6	210	RFr.	Long Beach, Calif.	Sierra Canyon
3		Brice Williams	G	6-7	213	Jr.	Huntersville, N.C.	Charlotte
4	*	Juwan Gary	F	6-6	221	Jr.	Columbia, S.C.	Alabama
5		Ahron Ulis	G	6-3	190	Jr.	Chicago, Ill.	Iowa
9		Jarron Coleman	G	6-5	213	Sr.	Indianapolis, Ind.	Ball State
10	*	Jamarques Lawrence	G	6-3	182	So.	Plainfield, N.J.	Roselle Catholic
11		Eli Rice	G	6-8	213	Fr.	Gallatin, Tenn.	IMG Academy
15	*	Blaise Keita	F	6-11	257	So.	Bamako, Republic of Mali	Coffeyville Community College
21		Matar Diop	F	6-10	213	Fr.	Dakar, Senegal	Keystone Athletic Academy
24	*	Jeffrey Grace III	G	6-3	197	So.	Elmhurst, Ill.	Arizona State
30	**	Keisei Tominaga	G	6-2	179	Sr.	Moriyama Nagoya Aichi, Japan	Ranger College
31		Cale Jacobsen	G	6-4	200	RFr.	Ashland, Neb.	Ashland-Greenwood
35		Henry Burt	F	6-7	216	RFr.	Omaha, Neb.	Elkhorn South
51		Rienk Mast	F	6-10	248	Jr.	Groningen, Netherlands	Bradley
53		Josiah Allick	F	6-8	231	Sr.	Lincoln, Neb.	New Mexico



RIENK
MAST

ALPHABETICAL ROSTER

No.	VL	Name	Pos.	Ht.	Wt.	Yr.	Hometown	Previous School
53		Josiah Allick	F	6-8	231	Sr.	Lincoln, Neb.	New Mexico
35		Henry Burt	F	6-7	216	RFr.	Omaha, Neb.	Elkhorn South
9		Jarron Coleman	G	6-5	213	Sr.	Indianapolis, Ind.	Ball State
21		Matar Diop	F	6-10	213	Fr.	Dakar, Senegal	Keystone Athletic Academy
4	*	Juwan Gary	F	6-6	221	Jr.	Columbia, S.C.	Alabama
24	*	Jeffrey Grace III	G	6-3	197	So.	Elmhurst, Ill.	Arizona State
1	*	Sam Hoiberg	G	6-0	183	So.	Lincoln, Neb.	Pius X
31		Cale Jacobsen	G	6-4	200	RFr.	Ashland, Neb.	Ashland-Greenwood
15	*	Blaise Keita	F	6-11	257	So.	Bamako, Republic of Mali	Coffeyville Community College
10	*	Jamarques Lawrence	G	6-3	182	So.	Plainfield, N.J.	Roselle Catholic
2		Ramel Lloyd Jr.	G	6-6	210	RFr.	Long Beach, Calif.	Sierra Canyon
51		Rienk Mast	F	6-10	248	Jr.	Groningen, Netherlands	Bradley
11		Eli Rice	G	6-8	213	Fr.	Gallatin, Tenn.	IMG Academy
30	**	Keisei Tominaga	G	6-2	179	Sr.	Moriyama Nagoya Aichi, Japan	Ranger College
5		Ahron Ulis	G	6-3	190	Jr.	Chicago, Ill.	Iowa
0	**	C.J. Wilcher	G	6-5	214	Jr.	Plainfield, N.J.	Xavier
3		Brice Williams	G	6-7	213	Jr.	Huntersville, N.C.	Charlotte

*-Letters earned



BRICE
WILLIAMS

COACHES AND STAFF

HEAD COACH:

Fred Hoiberg, fifth season (Iowa State, 1995)

At Nebraska: 40-83 (four seasons)

Career college record: 155-139 (nine seasons)

ASSISTANT COACHES:

Adam Howard, second season (Western Kentucky, 2008)

Nate Loenser, third season (Iowa State, 2002)

Ernie Zeigler, second season (Cleary, 1994)

SUPPORT STAFF:

Director of Men's Basketball Strength & Conditioning: Kurt Joseph

Dir. of Basketball Strategies & Business Operations: Luca Virgilio

Assistant Director of Basketball Operations: Sheryl Burbach

Director of Player Development: Emmanuel Tommy

Video Coordinator: Michael Bania

Recruiting Coordinator: Padyon Borders

Graduate Managers: Nihilo Ibarra, Justin Moore,

Joey St. Pierre

Athletic Trainer: Andrew McCabe

Team Nutritionist: Jake Blattner

Sports Psychologist: Heather Kiefer

NAPL Director: Matt Thome

Equipment Manager: Pat Norris

TEAM BREAKDOWN

PRONUNCIATION GUIDE

Name Pronunciation

Josiah Allick AL-ick

Matar Diop MA-tar JOPE (as in hope)

Juwan Gary Juh-WAHN

Rienk Mast RINK

Keisei Tominaga Kay-say Toe-me-nawga

Ahron Ulis YOU-liss

C.J. Wilcher WILL-chur

ROSTER BY SEASON (ATHLETIC ELIGIBILITY INCLUDED)

Sixth Season (1): Jarron Coleman (Sr.)

Fifth Season (5): Josiah Allick (Sr.); Juwan Gary (Jr.);

..... Rienk Mast (Jr.); Keisei Tominaga (Sr.);

..... Brice Williams (Jr.)

Fourth Season (3): Blaise Keita (So.) Ahron Ulis (Jr.);

..... C.J. Wilcher (Jr.)

Third Season (2): Sam Hoibeg (So.); Jeff Grace (So.)

Second Season (4): Henry Burt (RFr.); Cale Jacobson (RFr.)

..... Jamarques Lawrence (So.); Ramel Lloyd Jr. (RFr.)

First Season (2): Matar Diop (Fr.); Eli Rice (Fr.)

BY STATE/COUNTRY

United States (13)

California (1): Ramel Lloyd Jr.

Illinois (2): Jeffrey Grace III; Ahron Ulis

Indiana (1): Jarron Coleman

Missouri (1): Derrick Walker

Nebraska (4): Josiah Allick; Henry Burt

..... Sam Hoiberg; Cale Jacobson

New Jersey (2): Jamarques Lawrence; C.J. Wilcher

South Carolina (1): Juwan Gary

Tennessee (1): Eli Rice

International (4)

Japan (1): Keisei Tominaga

Mali (1): Blaise Keita

Senegal: (1) Matar Diop

Netherlands (1): Rienk Mast

RETURNING STARTERS (3)

(2022-23 statistics)

Name, Pos.	Exp.	G-GS	MP-Avg.	FG-FGA (FG%)	3FG-3FGA (3FG%)	FT-FTA (FT%)	Reb.-Avg.	A	TO	B	S	TP-Avg.
Keisei Tominaga, G	2 VL	32-14	803-25.1	154-306 (.503)	66-165 (.400)	46-53 (.868)	51-1.6	22	27	2	18	420-13.1
Juwan Gary, F	1 VL	17-17	502-29.5	64-147 (.435)	15-57 (.263)	18-29 (.621)	110-6.5	14	15	9	24	161-9.5
C.J. Wilcher, G	2 VL	32-24	869 (27.2)	95-238 (.399)	42-134 (.313)	23-36 (.639)	78-2.4	44	47	6	18	255-8.0

STARTERS LOST (3)

(2022-23 statistics)

Name, Pos.	Exp.	G-GS	MP-Avg.	FG-FGA (FG%)	3FG-3FGA (3FG%)	FT-FTA (FT%)	Reb.-Avg.	A	TO	B	S	TP-Avg.
Derrick Walker Jr., F	3 VL	27-27	830-30.7	164-281 (.584)	1-2 (.500)	38-73 (.521)	193-7.1	104	96	19	19	367-13.6
Emmanuel Bandoumel, G	1 VL	20-20	623-31.2	59-164 (.360)	17-76 (.224)	33-44 (.750)	95-4.8	46	39	4	20	168-8.4
Sam Griesel, G	1 VL	30-30	1009-33.6	120-269 (.446)	20-62 (.323)	99-145 (.683)	174-5.8	114	69	12	34	359-12.0

OTHER RETURNING LETTERWINNERS (4)

(2022-23 statistics)

Name, Pos.	Exp.	G-GS	MP-Avg.	FG-FGA (FG%)	3FG-3FGA (3FG%)	FT-FTA (FT%)	Reb.-Avg.	A	TO	B	S	TP-Avg.
Jamarques Lawrence, G	1 VL	28-12	509-18.2	50-123 (.407)	28-75 (.373)	12-31 (.387)	61-2.2	28	30	4	11	140-5.0
Blaise Keita, F	1 VL	21-5	212-10.1	18-35 (.514)	0-0 (.000)	6-17 (.353)	74-3.5	11	10	5	5	42-2.0
#-Sam Hoiberg, G	1 VL	21-1	266-12.7	27-49 (.551)	9-22 (.409)	23-28 (.821)	38-1.8	7	8	1	13	86-4.1
#-Jeff Grace, G	1 VL	11-0	12-1.1	1-2 (.500)	0-1 (.000)	2-4 (.500)	3-0.3	1	2	0	1	4-0.4

OTHER LETTERWINNERS LOST (3)

(2022-23 statistics)

Name, Pos.	Exp.	G-GS	MP-Avg.	FG-FGA (FG%)	3FG-3FGA (3FG%)	FT-FTA (FT%)	Reb.-Avg.	A	TO	B	S	TP-Avg.
Oleg Kojenets, F	1 VL	18-0	62-3.4	3-6 (.500)	0-0 (.000)	4-6 (.667)	13-0.7	0	6	1	1	10-0.6
Wilhelm Breidenbach, F	2 VL	32-2	411-12.8	47-122 (.385)	11-47 (.234)	11-18 (.611)	85-2.7	15	25	10	6	116-3.6
Denim Dawson, F	1 VL	28-8	392-14.0	17-48 (.354)	5-16 (.313)	8-20 (.400)	49-1.8	12	20	6	7	47-1.7

REDSHIRTS (3)

Name, Pos.	Yr.-Exp.	Ht.	Wt.	Hometown (Last School)	Stats/Highlights
Ramel Lloyd Jr., G	RFr-SQ	6-6	204	Long Beach, Calif. (Sierra Canyon)	No. 88 nationally by ESPN; Averaged 11.6 ppg, 4.0 rpg, 1.9 apg, 1.4 spg at Sierra Canyon HS
#-Cale Jacobsen, G	RFr-SQ	6-4	194	Ashland, Neb. (Ashland-Greenwood)	First-team All-Nebraska (17.9 ppg; 5.8 rpg; 6.1 apg); Totaled 1,481 career points in high school
#-Henry Burt, F	RFr-SQ	6-6	215	Omaha, Neb. (Elkhorn South)	Honorable-mention all-state (12.6 ppg; 6.1 rpg); 17 double-figure games in 2021-22

NEWCOMERS (7)

Name, Pos.	Yr.-Exp.	Ht.	Wt.	Hometown (Last School)	Stats/Highlights
Josiah Allick, F	Sr.-TR	6-8	235	Lincoln, Neb. (New Mexico)	8.4 ppg, 7.3 rpg at New Mexico; 2nd in Mountain West in RPG, 1,005 career points
Jarron Coleman, G	Sr.-TR	6-5	210	Indianapolis, Ind. (Ball State)	14.6 ppg, 4.9 rpg, 3.8 apg at Ball State; 2nd-Team All-MAC, 1,165 career points
Matar Diop, F	Fr.-HS	6-10	225	Dakar, Senegal (Keystone Athletic Academy)	13 ppg and 13 rpg at Keystone Athletic Academy in '22-23; NBA Academy Africa product
Rienk Mast, F	Jr.-TR	6-10	240	Groningen, Netherlands (Bradley)	13.8 ppg, 8.0 rpg at Bradley; 1st-Team All MVC; 3-year starter; 1,001 career points
Eli Rice, G	Fr.-HS	6-8	195	Gallatin, Tenn. (IMG Academy)	19.0 ppg, 7.0 rpg, 2.0 apg at IMG Academy; No. 179 nationally by 247Sports
Brice Williams, G	Jr.-TR	6-7	210	Huntersville, N.C. (Charlotte)	13.8 ppg, 5.3 rpg at Charlotte; 2nd-team CUSA; 2023 CBI MVP; 2x CUSA POW in '23
Ahron Ulis, G	Jr.-TR	6-3	190	Chicago, Ill. (Iowa)	6.1 ppg, 2.1 apg at Iowa; Started 27 games in 2022-23; 84 career games at Iowa career
#-Walk-on student-athlete					



JOSIAH
ALLICK



BLAISE
KEITA



JARRON
COLEMAN



Juwan Gary averaged 9.5 points and 6.5 rebounds per game last season. He had nine double-figure games in his first 16 contests before suffering a season-ending shoulder injury in early January.

For Nebraska Head Coach Fred Hoiberg, the Huskers' strong finish has built momentum heading into the 2023-24 campaign. Despite losing a pair of starters to season-ending injuries in a two-week span, Nebraska closed Big Ten play winning six of its last eight conference games to post its best conference mark since 2018. Many of those pieces are back this season to help Nebraska make a push for postseason play.

The contingent is led by All-Big Ten guard **Keisei Tominaga**, who was one of the Big Ten's top scorers during the second half of the season. Tominaga averaged 17.4 points per game after moving into the starting lineup for good in mid-January. Tominaga decided to return to Nebraska after going through the draft process, and then put together an outstanding summer in helping Japan qualify for the 2024 Olympics.

While Tominaga is the centerpiece of NU's offense, the Huskers return three other players who made at least 12 starts last season in **C.J. Wilcher**, **Juwan Gary** and **Jamarques Lawrence** and a total of seven letterwinners. It marks the first time in Hoiberg's five seasons that Nebraska has returned at least 50 percent of the team's scoring.

Wilcher is in his third season at Nebraska and has been among the team's top 3-point shooters the last two seasons. Gary, who missed NU's final 15 games following shoulder surgery, is a tenacious defender and rebounder who gives the Huskers flexibility on the defensive end. Lawrence moved into the starting lineup for the final 12 games and gave the Huskers another offensive threat. Lawrence averaged nearly nine points per game in that stretch while the Huskers shot nearly 50 percent from the field as a team. Nebraska also returns a pair of

rotation players in **Sam Hoiberg** and **Blaise Keita**, as both players played significant roles late in the season. **Ramel Lloyd Jr.** and **Cale Jacobsen** both redshirted last season and could factor into the Huskers rotation.

Nebraska also welcomes a seven-member recruiting class, which includes five transfers. The group of **Josiah Allick**, **Jarron Coleman**, **Rienk Mast**, **Brice Williams** and **Ahron Ulis** has combined for more than 4,300 points, 2,100 rebounds and 800 assists at the college level. That group features a trio of all-conference performers in Mast, Williams and Coleman, while Allick ranked second in the Mountain West in rebounding a year ago.

"I think we had a lot of momentum going into the summer and that helped us get some of the high-level transfers we added," Hoiberg said.

NU also adds a pair of freshmen in **Eli Rice** and **Matar Diop**. Rice was one of NU's leading scorers on the Spain trip, while Diop gives the Huskers size and athleticism in the frontcourt.

After being limited by injuries last season, the Huskers have the potential to be the deepest they have been during Hoiberg's tenure. That will allow the Huskers the flexibility to match up with different opponents throughout the season.

"We are going to have the opportunity to have versatility and play a lot of different lineups," Hoiberg said. "We can play small, and we can certainly play big. Rienk played the three for his national team over the summer. So the versatility, the size and the depth is something. It makes for very competitive practices."

One point of emphasis throughout the offseason has been to continue to build a culture so the team can withstand the highs and lows during the season. Hoiberg

has seen that effort throughout the summer and on the trip to Spain and now as the season gets closer.

FRONTCOURT

While the Husker frontcourt will have a different look with three-year starter Derrick Walker playing professionally, it should be the deepest and most talented frontcourt in Hoiberg's five seasons at Nebraska. The Huskers fortified their frontcourt with transfers **Rienk Mast** and **Josiah Allick** and added freshman **Matar Diop**. NU returns junior **Blaise Keita**, who saw extensive action before battling injuries last season, and walk-on **Henry Burt**.

Mast joins the Huskers program after starting the last three years at Bradley. The 6-foot-10 center tallied over 1,000 points and 650 rebounds in his college career and was a two-time All-Missouri Valley performer. Last season, he was a first-team All-MVC performer and finalist for conference player of the year after leading Bradley in scoring (13.8 ppg) and rebounding (8.0 rpg). Mast totaled nine double-doubles last year, including 14 points and 12 rebounds in an NIT loss to Wisconsin. Mast also brings a different dimension to NU's offense, as he is a career 33 percent shooter from 3-point range. He spent part of the summer with the Huskers prior to their trip to Spain before training with the Netherlands National Team for its pre-Olympic qualifier. Mast averaged 6.0 points and 6.0 rebounds per game in three games, and that experience should help him heading into the season.

"We were fortunate to have Rienk for six practices before he left to train with his national team because it gave him a head start in learning our offense," Hoiberg said. "He's got some of the same qualities as Derrick, but is a little bigger at 6-10, 240 pounds. Rienk can really shoot the ball and does some other things that can pull their big guy away from the basket in our offense. He was one of the best rebounders in the portal."

Allick returns to his hometown for his final collegiate season after playing at New Mexico last season. The



Sam Hoiberg provided a spark off the bench, playing in 21 games and averaging 4.1 points per game on 55 percent shooting, including 41 percent from 3-point range.

6-foot-8 forward started all 34 games for the Lobos last season, averaging 8.4 points per game on 58 percent shooting. He was second in the Mountain West with 7.3 rebounds per game and 12th in the MWC in blocked shots, as New Mexico posted its first 20-win season since 2013-14. Allick averaged double figures in each of his final two seasons at Kansas City and enters his final season with over 1,000 career points and 600 rebounds. Allick has a high motor and has impressed the staff with his work ethic recovering from offseason surgery. He did not play during the Huskers' trip to Spain but should be close to 100 percent for the start of practice.

"I think people are going to fall in love with Josiah's effort and how hard he plays," Hoiberg said. "He is a high-level athlete who can play both frontcourt positions for us. Even though we didn't have him much of the summer, he has picked up things quickly and is a very smart kid."

Diop was a late addition to the Husker roster, as he signed in late July and joined the team at the start of the fall semester. The 6-foot-10 forward from Senegal moved to the United States last year for prep school and averaged 13 points and 13 rebounds per game at Keystone (Pa.) Athletic Academy. A product of NBA Academy Africa, Diop possesses elite-level athleticism and length and a high motor. His skillset can help the Husker frontcourt as he continues to develop in the college game.

"I have not had an athlete like Matar since I got here," Hoiberg said. "He's raw in a lot of ways, but he is an absolute crazy athlete that really runs the floor well. Anytime we run a sprint, he comes across first. He has a huge upside with almost a 7-foot-3 wingspan at 6-foot-10. He is a kid who I think people are going to like, and he's got a very bright future as a Husker."

Keita was a valuable part of the Huskers' rotation until a pair of ankle injuries limited him during the second half of the year. The 6-foot-11 forward averaged 2.0 points per game on 51 percent shooting and 3.5 rebounds in 21 games, including five starts. Keita led the team in

charges taken and had five games with at least eight rebounds, including 11 in 23 minutes off the bench against Wisconsin. Keita had offseason ankle surgery and the coaching staff believes that he will be ready to go for the start of the season.

"Blaise has put a lot of work into his rehab, and we've had to slow him down," Hoiberg said. "You saw how much we missed him against size in our last game of the season. He had some big games for us, especially against Wisconsin and Maryland where he and Derrick (Walker) played together. I think we can use him in some bigger lineups and play him and Josiah at times together."

Burt is in his second season in the program after redshirting last year. The 6-foot-7, 216-pound forward has become a valuable member of the Husker scout team and provides frontcourt depth. Burt played in two of the Huskers' wins in Spain and had three steals in 17 minutes in the finale.

BACKCOURT

The backcourt should be a strength for the Huskers, as Nebraska welcomes back three of its top five guards, headlined by senior **Keisei Tominaga**, who emerged as one of the top scorers in the Big Ten in 2022-23. Sophomores **Jamarques Lawrence** and **Sam Hoiberg** gained valuable experience while seeing significant action down the stretch, while **Ramel Lloyd Jr.** looks to earn playing time after redshirting last season. NU also added **Jarron Coleman** and **Ahron Ulis** to help replace 2022-23 starter Sam Griesel at point guard. The Huskers also have a pair of walk-ons in **Cale Jacobsen** and **Jeffrey Grace III** who will look to make contributions.

Tominaga became the face of the Huskers' late season surge, putting up numbers which ranked among the Big Ten's best over the final six weeks of the season. Over Nebraska's final nine games, he averaged 20.3 ppg trailing only Zach Edey and Trayce Jackson-Davis among all Big Ten players. For the year, Tominaga averaged 13.1 points per game while shooting over 50 percent from the

field and 40 percent from 3-point range on his way to honorable-mention All-Big Ten honors. He led NU with nine 20-point games, including five straight in conference play. The 6-foot-2 guard posted a career-high 30 points in a win over Penn State and can score points in bunches. Tominaga, who tested the NBA waters before returning for the 2023-24 season, played for the Japanese National Team over the summer, as Japan went 3-2 in the FIBA World Cup and qualified for the 2024 Olympics. Tominaga averaged 11.4 ppg in the World Cup, including a 22-point effort in the win over Cape Verde to clinch the Olympic bid.

"One of the biggest things for us was getting Keisei back for his final year," Hoiberg said. "He had great experience playing for his national team and was one of only a few college players playing in the World Cup and he had the biggest role of any of them. He got back to campus after a grueling summer, and we are going to make sure he is fresh for the season. He plays with so much joy and passion, and we are excited to have him back."

Lawrence was the beneficiary of NU's injury issues and emerged as a foundational piece for the Huskers in 2023-24. He played in 28 contests in 2022-23, including 12 starts, and averaged 5.0 points and 2.2 rebounds per game. He shot nearly 39 percent from 3-point range for the season while playing solid defense. The 6-foot-3 guard moved into the starting lineup in mid-January and performed admirably averaging 9.0 points, 3.5 rebounds and 1.9 assists over NU's final 12 contests. He had all seven of his double-figure efforts against Big Ten foes, including four straight games to close the year. Lawrence was named Big Ten Freshman of the Week as he averaged 15.0 ppg on 63 percent shooting in games against Michigan State and Iowa. Lawrence showed his playmaking abilities on the Huskers' trip to Spain over the summer, averaging 11.3 points and a team-high 4.3 assists per game.

"Jamarques really benefitted from the adversity we faced last year with injuries and took advantage of his opportunity," Hoiberg said. "Offensively, he can really shoot it and can get downhill to the rim. I thought he was one of our better defenders last year, which says a lot for a freshman. He worked a lot on having the ball in his hand over the summer and has made growth in that area. I think he learned a lot of leadership from Sam (Griesel) and Emmanuel (Bandoumel), and I think he will be someone we turn to for leadership."

Sam Hoiberg showed that roles can significantly change during a season. He played just 12 minutes in the first 20 contests before injuries thrust him into the rotation down the stretch. The 6-foot guard averaged 6.6 points per game on 58 percent shooting over Nebraska's final 12 contests, including 47 percent from 3-point range. He had a career-high 15 points on 6-of-8 shooting at Maryland, one of four games where he had at least nine points off the bench. Hoiberg has a high basketball IQ and a knack for being in the right spot on the floor. A third-year sophomore, he will be counted on to provide a spark.

"Sam was ready for his moment last year because of the way he prepares every day," the elder Hoiberg said. "He has a lot of poise, and it's very difficult to step into the rotation in the middle of conference play after not playing much. Sam has a very high basketball IQ and loves to compete, and it shows in the way he plays."



Jamarques Lawrence finished the 2022-23 season with seven double-figure efforts in Nebraska's last 12 contests.



Junior guard C.J. Wilcher reached double figures 10 times in 2022-23, including a career-high 22-point night at Indiana. Wilcher has played in every game at Nebraska for the last two seasons.

Lloyd, a former top-100 recruit, had a chance to adjust to the college level as he redshirted in 2022-23 and ran the scout team in practice. He is a skilled passer who can play in the backcourt or on the wing. Lloyd showed the ability to stuff the stat sheet in Spain with 5.7 points, 8.0 rebounds, 4.0 assists and 2.0 steals per game, ranking second in rebounding and third in assists and steals. As a senior, he played at national power Sierra Canyon, averaging 11.6 points, 4.0 rebounds and 1.9 assists per game for a team which finished No. 17 in the USA Today Super 25 poll in 2022.

“Ramel brings size, versatility and playmaking ability,” Hoiberg said. “We lost three of our top playmakers from last season, and Ramel is going to have an opportunity either with the ball in his hands or to play off the ball. I think the experience in Spain was good for him because he got a chance to play extended minutes and allowed us to see him in different game situations.”

Coleman joined the Huskers as a grad transfer and arrived on campus at the start of the fall semester. He earned second-team All-Mid-American Conference honors at Ball State last spring, leading the school in both scoring (14.6 ppg) and assists (3.8 apg). Coleman had 24 double-figure games in 2022-23, including five 20-point contests. He brings extensive experience, as he has played in 105 career games, including 86 starts, while scoring over 1,100 career points. Coleman also brings power conference experience, as he started 21 games at Missouri in 2021-22. At 6-foot-5, 213-pounds, Coleman is a big guard with elite court vision who can use his size to either score or find the open man.

“The thing I like most about Jarron is he wants to get guys shots and wants to find guys,” Hoiberg said. “He’s got an incredible feel, a very high IQ and has a way to put the ball on a string and find our shooters in stride. He’s played at the highest levels, and played at Missouri in the SEC and has good experience. He was an important pickup for us, especially when we added him.”

Ulis brings extensive Big Ten experience to the Husker backcourt, as he helped the Hawkeyes to three straight NCAA appearances before transferring to Nebraska. Last year, Ulis made 27 starts at point guard and averaged 6.1 points and 2.1 assists per game. The 6-foot-3 guard

from Chicago had five double-figure games in 2022-23, including a career-high 17-point effort at Michigan State. A solid defender, Ulis had four-or-more assists five times last year and has a career assist-to-turnover ratio of 2-to-1.

Like Hoiberg last season, Jacobsen has the potential to find a role after redshirting last season. The 6-foot-4 walk-on guard has added 15 pounds since arriving on campus and filled several roles on the scout team during his redshirt campaign. His versatility was on display during NU’s trip to Spain, as he played nearly every position on the floor and averaged 12.7 points, 8.3 rebounds and 4.3 assists per game. A former first-team all-state pick, Jacobsen gives the Husker backcourt a bigger guard who could defend several positions.

Grace is in his second season at Nebraska, as he played in 11 games in 2022-23. A walk-on who originally began his career at Arizona State, Grace understands his role and pushes his teammates in practice on the scout team. He played in all three games in Spain and will provide backcourt depth this season.

WINGS

Nebraska has a nice combination of youth and experience on the wing. The Huskers return **C.J. Wilcher**, who has played in every game over the last two years and made 24 starts in 2022-23, and **Juwan Gary**, who started 17 games before being sidelined after shoulder surgery. **Brice Williams** joined the program after earning All-Conference USA honors at Charlotte last season, while freshman **Eli Rice** could force his way into the rotation.

Wilcher has become one of the leaders for the Huskers, as he begins his third season in the program. The 6-foot-5 guard averaged 8.0 points and 2.4 rebounds per game while making 24 starts last year. Wilcher, who has ranked second on the team in 3-pointers in each of the past two seasons, had 10 double-figure games in 2022-23, highlighted by a 22-point effort at No. 14 Indiana. Wilcher enters the season in the best shape of his career and averaged 17.0 ppg and 8.0 rpg in the Huskers three games in Spain.

“C.J. had a great summer and has really worked on

his body,” Hoiberg said. “He added some strength, and you can see it not only in his shooting but being able to get to the basket as well as rebounding. He has a lot of experience in our program, and really made some big plays in our wins at Rutgers and at Iowa. He is one of the leaders in our locker room because of his Big Ten experience and the other players have seen the work C.J. has done to improve.”

While Gary averaged 9.5 points and 6.4 rebounds per game in 17 starts before shoulder surgery, his contributions exceeded his numbers. The 6-foot-6 wing typically guarded the opponent’s top frontcourt scorer, and he provided toughness to the Husker defense. Gary, who ranked among the top 15 in the Big Ten in rebounding and steals at the time of his injury, underwent surgery in January and returned to action in time of the Huskers’ trip to Spain in August. He is a tenacious offensive rebounder, and Gary’s return will be a boost to the Husker frontcourt. He can see time on the wing or in the frontcourt when the Huskers go small.

“We were very careful with Juwan and had him on a minutes restriction on the trip to Spain,” Hoiberg said. “In our last game, we went on an 18-0 run to open the second half and a lot of that was Juwan getting in passing lanes and getting on the break with high-level finishes at the rim. It was good to see him do that. That’s important when you come back from a major injury like Juwan had to be able to get out there, shake off the rust, perform well and get some confidence.”

Williams comes to Nebraska after spending the past four seasons at Charlotte. The 6-foot-7 guard earned second-team All-CUSA accolades last season, as he averaged 13.8 points and 5.3 rebounds per game while shooting nearly 40 percent from 3-point range. Williams was the MVP of the CBI last season averaging 16.3 points, 7.8 rebounds and 3.0 assists per game in helping the 49ers to five straight wins. He had a pair of double-doubles in the event, including 14 points and 11 rebounds in the semifinals. A three-level scorer, Williams arrived in July and averaged 16.3 ppg during NU’s trip to Spain, including a 28-point effort in the opener.

“Brice is a guy with great size at 6-7 and shot 40 percent from 3-point range last season,” Hoiberg said. “He is a three-level scorer who could help us create mismatches in the post. He played for a great coach at Charlotte in Ron Sanchez, so Brice has a very good understanding of defensive fundamentals and what he is doing on that end of the floor.”

Rice comes to Lincoln after spending a postgrad year at IMG Academy. The 6-foot-8 wing averaged 19 points, seven rebounds and two assists per game in helping IMG to a 24-3 record. Rice, who was rated by the 247Sports composite as one of the top 200 players in the country, has worked hard to make the transition to Division I, adding nearly 20 pounds since arriving in June. He took advantage of playing time on the Huskers’ trip to Spain, averaging 16.0 points and 6.0 rebounds per game while leading NU in 3-pointers. Rice’s combination of size and shot making could put him in position to earn playing time this season.

“Eli has a lot of things you just can’t teach with his combination of size and length,” Hoiberg said. “He has a very natural shot and really shoots it well. Eli has worked hard to add strength and there is a natural learning process as he moves to this level, but he has a very bright future.”

► For the first time under Fred Hoiberg, the Huskers bring back more than 50 percent of their scoring in 2023-24. The Huskers return five of their top eight scorers from a year ago. Tominaga's 13.1 ppg is the highest returning scoring average by a Husker since the 2018-19 season (James Palmer Jr.). Here is a comparison of what Nebraska has returned in major categories dating back to the 2018-19 season.

Category	2023-24	2022-23	2021-22	2020-21	2019-20	2018-19
Pct. of scoring	50.9	32.8	49.6	21.6	1.9	73.4
Pct. of rebounds	37.6	34.2	42.1	33.7	4.2	61.4
Pct. of field goals made	49.9	35.3	49.9	22.0	7.0	73.2
Pct. of field goals attempted	50.3	31.2	49.8	20.1	2.6	72.2
Pct. of 3-point FG made	74.8	40.6	59.6	19.4	1.5	67.2
Pct. of 3-point FG attempted	69.1	36.8	55.0	16.5	2.9	70.1
Pct. of free throws made	40.2	19.5	40.8	21.6	1.7	76.8
Pct. of free throws attempted	39.3	20.5	41.3	22.9	1.7	76.0
Pct. of assists	30.4	23.3	41.5	13.1	4.1	71.5
Pct. of steals	50.8	35.7	44.6	24.7	5.4	68.0
Pct. of blocked shots	34.2	44.8	44.3	24.1	3.3	67.2
Pct. of minutes	48.8	35.3	50.6	26.5	4.2	64.5

► Nebraska's biggest improvement in 2022-23 came on the defensive end of the floor. The Huskers jumped over 100 spots nationally in defensive efficiency from the previous year and ranked in the top 35 nationally before season-ending injuries to Juwan Gary and Emmanuel Bandoumel. Nebraska allowed 8.6 fewer points per game in 2022-23, a total which tied for sixth nationally and second most among power conference teams.

Biggest Decrease in Opponent PPG from 2021-22 to 2022-23

No.	School (Conf.)	OPP PPG Decrease
1.	Oregon St. (Pac-12)	-11.1
2.	Bucknell (Patriot)	-10.9
3.	Col. of Charleston (CAA)	-9.2
4.	Grambling (SWAC)	-8.8
5.	Southern Miss. (C-USA)	-8.8
t6.	Nebraska (Big Ten)	-8.6
	Ark.-Pine Bluff (SWAC)	-8.6
	Charlotte (C-USA)	-8.6

► Nebraska tied a school record in 2022-23 with its four overtime games, matching a mark which has been set six other times (also 2019-20, 2007-08, 1996-97, 1986-87, 1979-80 and 1955-66) and went 3-1 in OT games. Nebraska's three overtime wins were the most for the program since the 1986-87 team won a school-record four overtime games.

► Nebraska improved its win total from 10 to 16 games in 2022-23. NU was one of four Big Ten teams which increased its win total by at least six games last season (also Northwestern, Maryland and Penn State). Of Nebraska's 16 losses this season, 12 were against NCAA Tournament qualifiers.

Nebraska improved its season record in each of the last three years under Fred Hoiberg and increased its win total in each of the last two seasons. If Nebraska can increase its win total in 2023-24, it will mark the first time since the mid-1960s (1963-64 to 1965-66) that the Huskers increased their win total for three straight years.

► Nebraska will have to replace three-year starter Derrick Walker, who was a second-team All-Big Ten pick in 2022-23. Walker became become the first Husker to ever lead Nebraska in scoring (13.6 ppg), rebounding (7.1 rpg) and assists (3.9 apg) in the same season. He was also selected to play in the NABC All-Star game, NU's first selection to the event since 2019.

► Keisei Tominaga was one of only six players nationally in 2022-23 to put up .500/.400/.850 splits while averaging double figures. In addition, he was just the fifth Big Ten player since 1992-93 season to put up those numbers, and Tominaga's scoring average was the highest among those players.

NCAA Players with 10+ PPG with .500/400/.850 splits in 2022-23

Player	School	GP	FG Pct.	3-Pct.	FT Pct.	PPG
Keisei Tominaga	Nebraska	32	.503	.400	.868	13.1
Dwayne Cohill-x	Youngstown State	34	.506	.431	.865	18.0
JT Shumate-x	Toledo	35	.538	.407	.867	16.0
Oliver Lynch-Daniels-x	Colgate	32	.516	.497	.875	12.1
August Mahoney	Yale	30	.505	.467	.931	10.9
Quinten Post	Boston College	19	.539	.426	.860	15.1

x-finished eligibility in 2022-23

Big Ten Players with 10+ PPG with .500/400/.850 splits since 1992-93

Player	Year	School	GP	FG Pct.	3-Pct.	FT Pct.	PPG
Keisei Tominaga	2022-23	Nebraska	32	.503	.400	.868	13.1
Micah Potter	2019-20	Wisconsin	21	.528	.451	.860	10.1
Cassius Winston	2017-18	Michigan State	35	.507	.497	.900	12.6
Jordan Hulls	2011-12	Indiana	36	.504	.493	.899	11.7
Pat Graham	1993-94	Indiana	28	.516	.569	.893	11.8

► Nebraska made its first overseas trip since 2019 and went 3-0 against teams in Madrid (89-84, OT), Valencia (86-83) and Barcelona (82-62) despite having just nine players available for the trip. C.J. Wilcher led five Huskers who averaged double figures with 17.0 ppg, while Brice Williams (16.3 ppg) and Eli Rice (16.0 ppg) both averaged at least 16 points per game. Redshirt freshman Cale Jacobsen led NU in rebounding at 8.3 per game and tied Jarmarques Lawrence for the team high in assists per game (4.3 apg).

► A pair of Huskers spent the summer representing their national teams in international events. Rienk Mast represented the Netherlands in the FIBA Olympic Pre-Qualifying Tournament in Turkey, while Keisei Tominaga played for Japan in the FIBA World Cup.

Mast played in all three games for the Netherlands, averaging 6.0 points, 6.0 rebounds and 1.3 assists per game. His best performance was an eight-point, seven-rebound effort in a win over Belgium. Tominaga played in all five games for Japan, averaging 11.4 points per game in helping the team qualify for the 2024 Paris Olympics. In addition, former Husker great Tyronn Lue served as an assistant coach for the United State.

► Tominaga was one of five college players to play in the 2023 FIBA World Cup this past summer. Tominaga led all current college players in scoring, averaging 11.4 points per game in Japan's five games. Tominaga was the player of the game in Japan's 80-71 win over Cape Verde with 22 points on 8-of-11 shooting, including 6-of-8 from 3-point range. Japan's two losses came to gold medalist Germany and Australia.

Player	School/Country	GP	MGP	PPG	RPG	APG
Keisei Tominaga	Nebraska/Japan	5	17.9	11.4	1.2	1.4
Zach Edey	Purdue/Canada	5	4.6	3.8	1.4	0.4
Miro Little	Baylor/Finland	5	17.5	5.0	1.8	4.6
Olivier Nkamhoua	Michigan/Finland	5	18.2	8.0	3.8	2.0
Adam Moussa	Tarleton State/Egypt	5	11.8	2.0	0.6	1.4

► Nebraska made a big splash in the transfer portal, adding five players to the roster for 2023-24. The group includes Josiah Allick (New Mexico), Jarron Coleman (Bradley), Rienk Mast (Bradley), Ahron Ulis (Iowa) and Brice Williams (Charlotte). The group brings impressive credentials to the Husker program and has combined for more than 4,300 points and 2,100 rebounds.

Mast was a two-time All-Missouri Valley Conference pick, finished third in MVC Player of the Year voting. Coleman (Mid American) and Williams (Conference USA) were both second-team honorees, while Williams was the MVP of the 2023 College Basketball Invitational. Williams, Ulis (NCAA) Allick (NIT) and Mast (NIT) were all part of postseason teams in 2022-23.

Adding Experience

Player	Last School	GP/Starts	Points	Rebounds	Assists
Josiah Allick	New Mexico	103/84	1,005	602	104
Jarron Coleman	Ball State	108/86	1,165	467	334
Rienk Mast	Bradley	88/79	1,001	656	151
Ahron Ulis	Iowa	84/27	333	134	160
Brice Williams	Charlotte	88/27	801	329	72
Totals		471/303	4,305	2,188	821

► NU's roster has had an international flavor in recent seasons and that trend will continue in 2023-24. Four Huskers hail from overseas, including Keisei Tominaga (Moriyama Nagoya Aichi, Japan), Matar Diop (Dakar, Senegal), Blaise Keita (Bamako, Mali), and Rienk Mast (Groningen, Netherlands). In five seasons under Hoiberg, NU has had players on its roster from a host of countries, including Australia, Canada, England, France, Iceland, Lithuania and Slovenia.

► Six Huskers earned Academic All-Big Ten honors in 2023, including Wilhelm Breidenbach, Denim Dawson, Sam Hoiberg, Oleg Kojenets, Keisei Tominaga and C.J. Wilcher. The six academic All-Big Ten honorees matched the highest single-season total for academic all-conference picks in school history (also 2003-04). The Huskers were also one of four finalists for the Herman Academic GPA Award, given to the highest team GPA on campus for the previous two semesters.

N 2023-24 NEBRASKA BASKETBALL BASKETBALL SCHEDULE

OUTLOOK

Date	Opponent	Location	Television/Internet	Time
Sun., Oct. 29	Doane (Exhibition)	Lincoln, Neb. (Pinnacle Bank Arena)	BTN+	5 p.m.
Mon., Nov. 6	Lindenwood	Lincoln, Neb. (Pinnacle Bank Arena)	BTN+	7 p.m.
Thurs., Nov. 9	Florida A&M	Lincoln, Neb. (Pinnacle Bank Arena)	BTN+	7 p.m.
Mon., Nov. 13	Rider (Cornhusker Classic)	Lincoln, Neb. (Pinnacle Bank Arena)	BTN	7 p.m.
Wed., Nov. 15	Stony Brook (Cornhusker Classic)	Lincoln, Neb. (Pinnacle Bank Arena)	BTN+	7 p.m.
Sat., Nov. 18	vs. Oregon State	Sioux Falls, S.D. (Sanford Pentagon)	Peacock	3 p.m.
Wed., Nov. 22	Duquesne (Cornhusker Classic)	Lincoln, Neb. (Pinnacle Bank Arena)	BTN	7 p.m.
Sun., Nov. 26	Cal State Fullerton	Lincoln, Neb. (Pinnacle Bank Arena)	BTN+	1 p.m.
Sun., Dec. 3	Creighton	Lincoln, Neb. (Pinnacle Bank Arena)	FS1	3 p.m.
Wed., Dec. 6	at Minnesota *	Minneapolis, Minn. (Williams Arena)	BTN	8 p.m.
Sun., Dec. 10	Michigan State *	Lincoln, Neb. (Pinnacle Bank Arena)	BTN	5:30 p.m.
Sun., Dec. 17	at Kansas State	Manhattan, Kan. (Bramlage Coliseum)	Big 12 Now	2 p.m.
Wed., Dec. 20	North Dakota	Lincoln, Neb. (Pinnacle Bank Arena)	BTN+	6:30 p.m.
Fri., Dec. 29	South Carolina State	Lincoln, Neb. (Pinnacle Bank Arena)	BTN+	6:30 p.m.
Wed., Jan. 3	Indiana *	Lincoln, Neb. (Pinnacle Bank Arena)	BTN	8 p.m.
Sat., Jan. 6	at Wisconsin *	Madison, Wis. (Kohl Center)	BTN	1:15 p.m.
Tues., Jan. 9	Purdue *	Lincoln, Neb. (Pinnacle Bank Arena)	Peacock	8 p.m.
Fri., Jan. 12	at Iowa *	Iowa City, Iowa (Carver-Hawkeye Arena)	BTN	8 p.m.
Wed., Jan. 17	at Rutgers*	Piscataway, N.J. (Jersey Mike's Arena)	BTN	6 p.m.
Sat., Jan. 20	Northwestern *	Lincoln, Neb. (Pinnacle Bank Arena)	BTN	1:15 p.m.
Tues., Jan. 23	Ohio State *	Lincoln, Neb. (Pinnacle Bank Arena)	Peacock	6 p.m.
Sat., Jan. 27	at Maryland *	College Park, Md. (XFINITY Center)	BTN	11 a.m.
Thurs., Feb. 1	Wisconsin *	Lincoln, Neb. (Pinnacle Bank Arena)	BTN	7:30 p.m.
Sun., Feb. 4	at Illinois *	Champaign, Ill. (State Farm Center)	BTN	5:30 p.m.
Wed., Feb. 7	at Northwestern *	Evanston, Ill. (Welsh Ryan Arena)	BTN	8 p.m.
Sat., Feb. 10	Michigan *	Lincoln, Neb. (Pinnacle Bank Arena)	BTN	5:30 p.m.
Sat., Feb. 17	Penn State *	Lincoln, Neb. (Pinnacle Bank Arena)	BTN	11 a.m.
Wed., Feb. 21	at Indiana *	Bloomington, Ind. (Simon Skjodd Assembly Hall)	BTN	7:30 p.m.
Sun., Feb. 25	Minnesota *	Lincoln, Neb. (Pinnacle Bank Arena)	BTN	5:30 p.m.
Thurs., Feb. 29	at Ohio State *	Columbus, Ohio (Schottenstein Center)	FS1	5:30 p.m.
Sun., March 3	Rutgers *	Lincoln, Neb. (Pinnacle Bank Arena)	BTN	5:30 p.m.
Sun., March 10	at Michigan *	Ann Arbor, Mich. (Crisler Center)	BTN	11 a.m.

BIG TEN TOURNAMENT

Wed., March 13	Big Ten Tournament First Round	Minneapolis, Minn. (Target Center)	Peacock	5:30/8 p.m.
Thurs., March 14	Big Ten Tournament Second Round	Minneapolis, Minn. (Target Center)	BTN	11 a.m./1:30/5:30/8 p.m.
Fri., March 15	Big Ten Tournament Quarterfinals	Minneapolis, Minn. (Target Center)	BTN	11 a.m./1:30/5:30/8 p.m.
Sat., March 16	Big Ten Tournament Semifinals	Minneapolis, Minn. (Target Center)	CBS	Noon/2:30 p.m.
Sun., March 17	Big Ten Tournament Championship	Minneapolis, Minn. (Target Center)	CBS	2:30 p.m.

NCAA TOURNAMENT

Tues.-Wed., March 19-20	NCAA First Four	Dayton, Ohio (UD Arena)	TruTV	5:30/8 p.m.
Thurs.-Fri., March 21-22	NCAA First Round	Various Sites	CBS/TNT/TBS/TruTV	TBA
Sat.-Sun., March 23-24	NCAA First Round	Various Sites	CBS/TNT/TBS/TruTV	TBA
Thurs.-Fri., March 28-29	NCAA Sweet 16	Various Sites	CBS/TBS	TBA
Sat.-Sun., March 30-31	NCAA Elite Eight	Various Sites	CBS/TBS	TBA
Sat., April 6	NCAA Final Four	Phoenix, Ariz. (State Farm Stadium)	TBS	5/7:40 p.m.
Mon., April 8	National Championship Game	Phoenix, Ariz. (State Farm Stadium)	TBS	8 p.m.

Schedule as of Oct. 3, 2023; **Home games in red and bold**; All times listed are Central; *-Big Ten Conference games; All games carried on the Playfly Huskers Radio Network, on Huskers.com and on the official Huskers app. For updated schedule/broadcast information, visit Huskers.com.



The Big Ten Tournament will take place at the Target Center (left) in Minneapolis for the first time while State Farm Arena in Phoenix will host the 2024 NCAA Men's Final Four.

2023-24 HUSKERS



JAMARQUES
LAWRENCE



KEISEI TOMINAGA

#30

GUARD | 6-2 | 179 | SENIOR

HOMETOWN: MORIYAMA NAGOYA AICHI, JAPAN
 PREVIOUS SCHOOL: RANGER (TEXAS) COLLEGE

2023-24 HUSKERS

- Honorable-Mention All-Big Ten (Media, 2023)
- Honorable-Mention All-Big Ten (Coaches, 2023)
- Japan Senior National Team (2022, 2023)
- Olympian (Japan, 3x3 Basketball, 2020)
- Academic All-Big Ten (2023)
- Nebraska Scholar-Athlete Honor Roll (Fall 2021, 2022; Spring 2023)
- NABC Honors Court (2023)

2023-24 (OUTLOOK)

Keisei Tominaga (pronounced Kay-say Toe-me-nawga) is one of the top returning scorers in the Big Ten. The 6-foot-2 senior guard garnered All-Big Ten honors, as he averaged 14.2 points per game in Big Ten action while shooting over 50 percent from the field and 41 percent from 3-point range. He averaged 20.3 ppg over NU's last nine games, a big reason why the Huskers went 6-3 in that stretch. Tominaga tested the NBA waters but decided to return to Nebraska for his senior season. He spent most of the offseason in his native Japan with the National Team program. Tominaga helped Japan to its most successful showing in FIBA World Cup history. He averaged 11.4 points per game on 45 percent shooting, including 38 percent from 3-point range, as Japan went 3-2 and qualified for the 2024 Paris Olympics.

CAREER HIGHS

Points	30, Penn State (2/5/23)
Rebounds	4, Two times (last, 2/19/23)
Field Goals	12, Penn State (2/5/23)
Free Throws	5, Two times (last, 3/8/23)
3-point FG	5, Four Times (last, 2/11/23)
Assists	2, Seven times (last, 2/8/23)
Steals	4, Minnesota (2/25/23)
Blocks	1, Three times (last, 2/14/23)
Minutes	43, Two times (last, 2/19/23)

2022-23 (JUNIOR)

Tominaga emerged as one of the top scoring guards in the Big Ten Conference as a junior. The 6-foot-2 guard garnered honorable-mention All-Big Ten honors, as he averaged 13.1 points per game in 32 games, including 14 starts. He shot 50 percent from the field, including 40 percent from 3-point range, while hitting a team-high 66 3-pointers to rank eighth in the Big Ten in 3-pointers per game. He also led NU from the foul line, going 46-of-53 from the line, including his first 23 free throws of the year. Tominaga was one of six players in Division I to shoot 50 percent from the field, 40 percent from 3-point range and 85 percent from the line while averaging double figures in 2022-23.

He totaled a team-high 22 double-figure efforts, including 13 of 14 games after moving into the starting lineup on Jan. 18. In that span, he averaged 17.4 points per game on 53 percent shooting. He had eight of his team-high nine 20-point games in that span, including a career-high 30-point effort against Penn State on Feb. 5. Tominaga was at

his best late in the season, as he helped NU to a 6-3 finish by averaging 20.3 ppg in his final nine games. Among Big Ten players, his scoring average from Feb. 1 to the end of the season trailed only National Player of the Year Zach Edey (Purdue) and first-team All-American Trayce Jackson-Davis (Indiana).

He closed the year with a 23-point effort against Minnesota in the Big Ten Tournament, hitting 8-of-14 shots from the field and going a perfect 5-of-5 from the line. Tominaga had eight 20-point games following his move into the starting lineup. His role continued to expand following the season-ending injuries to Emmanuel Bandoumel and Juwan Gary. The surge began on Jan. 25 when he had 22 points in a then-high 33 minutes in a loss to Northwestern. He erupted for a career-high 30 points against NCAA qualifier Penn State on Feb. 5, going 12-of-18 from the field, including five 3-pointers. That began a stretch of five straight 20-point efforts, the longest string by a Husker since former NBA performer Tyronn Lue in 1998. He followed up with 24 points at Michigan before keying a remarkable comeback in the win over Wisconsin on Feb. 11. In that game, he had 12 points in a 20-2 run that erased the Badgers' 17-point lead. In all, he finished with 22 points, including five 3-pointers. He keyed NU's win at Rutgers with 22 points, as Nebraska scored 82 points on the Big Ten's top defense before closing the run with 20 points and a season-high four rebounds in NU's overtime win over Maryland on Feb. 19. He also added 20 points on 7-of-11 shooting in NU's loss to Michigan State on Feb. 27.

Tominaga opened the year with a 19-point effort against Maine and had five double-figure efforts off the bench in NU's first nine games. He topped NU with 19 points at



CAREER STATS

vs. All Opponents

Year	G-GS	MP	Avg.	FG	FGA	Pct.	3FG	3FGA	Pct.	FT	FTA	Pct.	Rebounds			F-DQ	A	TO	B	S	Pts.	Avg.	
													Off.	Def	Total								
2021-22	30-11	496	16.5	59	158	.373	36	109	.330	16	19	.842	8	37	45	1.5	20-0	18	10	1	23	170	5.7
2022-23	32-14	803	25.1	154	306	.503	66	165	.400	46	53	.868	10	41	51	1.6	31-0	22	27	2	18	420	13.1
TOTAL	62-25	1299	21.0	213	464	.459	102	274	.372	62	72	.861	18	78	96	1.5	51-0	40	37	3	41	590	9.5

vs. Big Ten Opponents

Year	G-GS	MP	Avg.	FG	FGA	Pct.	3FG	3FGA	Pct.	FT	FTA	Pct.	Rebounds			F-DQ	A	TO	B	S	Pts.	Avg.	
													Off.	Def	Total								
2021-22	18-8	271	15.1	26	77	.338	15	52	.288	8	9	.889	6	24	30	1.7	12-0	13	5	1	8	75	4.2
2022-23	20-13	548	27.4	105	205	.512	46	112	.411	25	32	.781	5	27	32	1.6	25-0	15	16	1	14	281	14.1
TOTAL	38-21	819	21.6	131	282	.465	61	164	.372	33	41	.805	11	51	62	1.6	37-0	28	21	2	22	356	9.4

St. John's in the Gavitt Games and had 23 points on 7-of-8 shooting, including 4-of-5 from 3-point range, in the win over Boston College in the final ACC/Big Ten Challenge. He made a start at No. 14 Indiana and had 11 points before nearly toppling No. 4 Purdue with 19 points, including a game-tying 3-pointer with nine seconds remaining in regulation to end the game to OT. Tominaga closed non-conference action with 15 points against Queens and provided scoring punch off the bench until moving into the lineup in mid-January, highlighted by a 16-point effort at No. 3 Purdue on Jan. 13.

During the summer of 2022, he represented his native Japan as a member of the Senior National Team for the first time. He played in seven games with Japan, including a pair of FIBA World Cup qualifiers, and averaged 15.9 ppg while shooting 39 percent from 3-point range. He had 33 points, including eight 3-pointers, in a loss to Australia in the 2022 Asia Cup quarterfinals.

2021-22 (SOPHOMORE)

Tominaga was a staple in the Huskers' rotation, making 30 appearances including 11 starts in his first season at NU. He averaged 5.7 points per game and ranked third on the team with 36 3-pointers. Tominaga also totaled 23 steals to rank fifth on the squad. He compiled seven double-figure efforts, including a season-high 23 points against South Dakota on Nov. 27. He hit 8-of-11 shots from the floor against the Coyotes, including 5-of-6 from 3-point range.

He had just three points in NU's first three games before breaking out with an 11-point effort against Idaho State on Nov. 19. That game started a stretch where he reached double figures in four of the next five games, highlighted by his 23 points against USD and 16 points, including five 3-pointers, in a four-OT loss at NC State on Dec. 1. Tominaga moved into the starting lineup for the Big Ten opener at Indiana and started NU's next 11 contests until Trey McGowens returned from injury. Tominaga had 11 points against Michigan on Dec. 7 and chipped in 18 points on 7-of-12 shooting against Kennesaw State on Dec. 22. He also led NU with 11 points at No. 7 Purdue on Jan. 14. Once McGowens



MISC. STATS

Category	2022-23	Career
Double-Figure Scoring	22	29
20+ Point Games	9	10
30+ Point Games	1	1
40+ Point Games	0	0
Double-Figure Rebounding	0	0
Double-Figure Assists	0	0
Double-Doubles	0	0
Led NU in Scoring	10	13
Led NU in Rebounding	0	0
Led NU in Assists	0	0

returned from injury, Tominaga returned to the bench over NU's final 11 contests. He provided a spark on the bench at Michigan with seven points on 3-of-3 shooting, a blocked shot and an assist in 16 minutes of work. He added five points and two rebounds in 11 minutes in a win at No. 10 Wisconsin.

BEFORE NEBRASKA

Tominaga spent two seasons at Ranger (Texas) College, helping the program to a 22-4 record and a NJCAA National Tournament semifinals appearance in 2021, and 50 wins in two seasons at the school.

As a sophomore, he earned second-team NJCAA All-America honors, averaging 16.3 points per game on 51 percent shooting, ranking ninth nationally in 3-pointers per game (3.4/gm) and 19th in 3-point percentage (48.7) for Coach Larry Brown. He earned a spot on the NJCAA All-Tournament team, averaging 20.3 points per game, including 26 points in the national semifinals. He had 21 double-figure performances in 2020-21, including a 31-point, six-assist effort in the regional title game. He also had a 39-point effort, where he hit a school-record 11 3-pointers.

As a freshman, he helped Ranger College and Coach Billy Gillespie to a 28-3 record and a berth in the NJCAA National Tournament before COVID-19 ended the season. A first-team All-Region V and Northern Texas Junior College Athletic Conference honoree, Tominaga averaged 16.8 points per game on 55 percent shooting, including 47.9 percent from 3-point range. He totaled 11 games with at least 20 points in 2019-20, including a season-high 34-point outburst.

Tominaga represented Japan in 3x3 Basketball in the Tokyo Olympics in August of 2021. The youngest player in the tournament, he finished third in scoring (6.9 ppg), fourth in 1-point shooting (74 percent) and seventh in 3-point shooting (36 percent) in helping Japan to the medal round. In addition to his 3x3 Olympic experience, he was named to Japan's B National team in August of 2020. Previously, he starred for Japan's U-18 team at the Asian Championships, averaging 19.3 points per game to rank fifth among all players in the competition. Tominaga had three 20-point games in the tournament to lead Japan to a fifth-place finish, highlighted by a 33-point performance against Bahrain. He suited up for the U-16 program at the Asian Championships and averaged 17.5 points per game to finish fourth among all scorers. As a high school senior, he averaged 39.8 points per game for Sakuragaoka Gakuen High School at the All-Japan Championship, including a 46-point performance in the third-place game.

PERSONAL

The son of Hiroyuki and Hitomi Tominaga, Keisei was born on Feb. 1, 2001, in Moriama, Japan. He has one younger sister, Chihiro. Keisei is a human development and family science major at Nebraska. His father, Hiroyuki, was a center on the Japan national team and played in the 1998 FIBA World Championship and played professionally in Japan for a decade.



2023-24 HUSKERS



JUWAN GARY

FORWARD | 6-6 | 221 | JUNIOR

HOMETOWN: COLUMBIA, S.C.
 PREVIOUS SCHOOL: UNIVERSITY OF ALABAMA

2023-24 (OUTLOOK)

The return to health of Juwan Gary (pronounced Juh-WAHN) is a boost to Nebraska's frontcourt. The 6-foot-6 forward averaged 9.5 points and 6.5 rebounds per game before suffering a season-ending shoulder injury in the first half of Nebraska's game against Illinois on Jan. 10. Gary, who was NU's best frontcourt defender, ranked in the top 15 of the Big Ten in both steals and rebounds per game at the time of his injury.

He had surgery in late January and was cleared to return to action in late July and played in NU's trip to Spain. Gary, who was on a minutes restriction, averaged 6.0 points, 4.0 rebounds and 1.0 steals in just 13.3 minutes per game. He closed the trip with a 13-point effort on 6-of-7 shooting in 14 minutes in the finale.

A former top-100 recruit who began his career at Alabama, Gary's combination of athleticism and toughness allows him to guard several positions on the court. Gary is also one of NU's best offensive rebounders, averaging more than 2.0 offensive boards per game.

CAREER HIGHS (INCLUDES ALABAMA)	
Points	19, Two times (last, 1/5/22)
Rebounds	11, Three times (last, 12/17/22)
Field Goals	7, Four times (last, 1/7/23)
Free Throws	6, Houston (12/11/21)
3-point FG	3, vs. Davidson (12/21/21)
Assists	3, vs. Florida State (11/27/22)
Steals	4, at Kansas State (12/17/22)
Blocks	3, Two times (last, 3/18/22)
Minutes	37, Iowa (12/29/22)

nine rebounds while limiting Kris Murray to 6-of-15 shooting as the Hawkeyes were held to a season-low 50 points.

BEFORE NEBRASKA

Gary spent three seasons at the University of Alabama playing for Head Coach Nate Oats. In 2021-22, Gary played in 29 games, including 16 starts, for an Alabama team



2022-23 (SOPHOMORE)

Gary made an immediate impact in his first year at Nebraska before suffering a season-ending injury against Illinois on Jan. 10. He started NU's first 17 contests and averaged 9.5 points, 6.5 rebounds and a team-high 1.4 steals per game while often guarding the opponent's top scoring frontcourt player. At the time of his injury, he ranked seventh in the Big Ten in steals and 15th in rebounding.

Gary reached double figures nine times in NU's first 16 games, including a season-high 18 points at Minnesota on Jan. 7. In that game, his tip-in with 55 seconds left in OT gave the Huskers the lead for good. He quickly made his mark with 14 points and a career-high 11 boards in his Husker debut against Maine and nearly posted a double-double at St. John's with 11 boards and eight points. His best offensive stretch came late in non-conference play when he had five double-digit efforts in a six-game span. That stretch was highlighted by a 16-point, seven-rebound effort against Oklahoma and 12 points on 5-of-5 shooting and nine rebounds in 35 minutes of work in NU's 63-53 win at No. 7 Creighton. Gary also grabbed 11 rebounds and recorded a career-high four steals at Kansas State. He played a significant role in NU's home win over Iowa with 14 points and

CAREER STATS

vs. All Opponents

Year	G-GS	MP	Avg.	FG	FGA	Pct.	3FG	3FGA	Pct.	FT	FTA	Pct.	Rebounds			F-DQ	A	TO	B	S	Pts.	Avg.	
													Off.	Def	Total								
2020-21*	30-2	283	9.4	48	89	.539	1	9	.111	18	34	.529	40	45	85	2.8	40-1	5	13	12	14	115	3.8
2021-22*	29-16	453	15.6	73	142	.514	9	41	.220	33	54	.611	49	50	99	3.4	61-1	9	19	16	17	188	6.5
2022-23	17-17	502	29.5	64	147	.435	15	57	.263	18	29	.621	35	75	110	6.5	32-0	14	15	9	24	161	9.5
TOTAL	17-17	502	29.5	64	147	.435	15	57	.263	18	29	.621	35	75	110	6.5	32-0	14	15	9	24	161	9.5
All*	76-35	1238	16.3	185	378	.489	25	107	.234	69	117	.590	124	170	294	3.9	133-2	28	47	37	55	464	6.1

*-Statistics from Alabama

vs. Big Ten Opponents

Year	G-GS	MP	Avg.	FG	FGA	Pct.	3FG	3FGA	Pct.	FT	FTA	Pct.	Rebounds			F-DQ	A	TO	B	S	Pts.	Avg.	
													Off.	Def	Total								
2022-23	6-6	179	29.8	19	44	.432	6	21	.286	5	8	.625	10	24	34	5.7	12-0	4	3	6	5	49	8.2
TOTAL	6-6	179	29.8	19	44	.432	6	21	.286	5	8	.625	10	24	34	5.7-12	0	4	3	6	5	49	8.2

that went 19-14 and reached the NCAA Tournament. He averaged 6.5 points per game on 51 percent shooting, along with 3.4 rebounds per game. Gary was fourth on the team in blocked shots with 16. He recorded eight double-figure scoring efforts, including a season-high 19 points in wins over both Houston and at Florida. Gary also had 15 points off the bench on 7-of-8 shooting in a win over No. 4 Baylor and 10 points in the Crimson Tide's NCAA Tournament game against Notre Dame. He finished the 2021-22 season with a pair of double-doubles against Louisiana Tech (12 points, 10 rebounds) and Drake (14 points, 10 rebounds).

During the 2020-21 season, he played in 30 games, including a pair of starts for an Alabama team that went 26-7 and reached the NCAA Sweet 16. He averaged 3.8 points and 2.8 rebounds per game and played significant minutes in the Tide's postseason run. Over Alabama's final six games, he averaged 7.0 points and 4.8 rebounds per game while going 17-of-23 from the field. That included an eight-point, eight-rebound effort in 17 minutes against LSU in the SEC title game and six points and seven boards



MISC. STATS

Category	2022-23	Career*
Double-Figure Scoring	9	20
20+ Point Games	0	0
30+ Point Games	0	0
40+ Point Games	0	0
Double-Figure Rebounding	3	5
Double-Figure Assists	0	0
Double-Doubles	1	3
Led NU in Scoring	3	3
Led NU in Rebounding	4	4
Led NU in Assists	0	0

*-Includes Alabama

in a start against Maryland in the second round of the NCAA Tournament. Gary scored a season-high 12 points on 6-of-8 shooting and grabbed seven rebounds in 14 minutes off the bench against LSU.

Gary, who redshirted in 2019-20 after suffering a torn ACL, was one of the top players in the class of 2019. He was ranked No. 64 overall by ESPN and was No. 82 in the RSCI Composite. The No. 2 prospect in the state, he averaged 25 points, seven rebounds and two blocks per game for Liberty Heights charter school and Head Coach Mike Wright. He played at Gray Collegiate Academy as a sophomore and junior, leading the school to its first-ever Class 2A state title in 2018. That season, Gary was named the Class 2A Player of the Year by the South Carolina Basketball Coaches Association averaging 20.5 points, 8.3 rebounds and 1.9 steals per game. He earned second-team all-state accolades as a sophomore after he averaged 18.4 points, 6.5 rebounds and 1.8 assists per game. Gary, who played for Team United on the EYBL Circuit, took part in the USA Men's Junior National Team minicamp in 2016 and 2017.

PERSONAL

The son of Kevin and Elisha Gary, Juwan was born on Feb. 17, 2001, in Columbia, S.C. He has one sister (Kassidy). Juwan majors in human development and family science at Nebraska.

2023-24 HUSKERS





C.J. WILCHER

#0

GUARD | 6-5 | 214 | JUNIOR

HOMETOWN: PLAINFIELD, N.J.
 PREVIOUS SCHOOL: XAVIER UNIVERSITY

- Academic All-Big Ten (2023)
- Nebraska Scholar-Athlete Honor Roll (Fall 2021, 2022; Spring 2022)
- Tom Osborne Citizenship Team (2023)

2023-24 (OUTLOOK)

C.J. Wilcher (pronounced WILL-chur) enters the 2023-24 season as one of the veterans of the Nebraska roster. The 6-foot-5 guard has played every game for the Huskers the past two seasons, including 24 starts last year. Wilcher averaged 8.0 points per game while ranking second on the team in 3-pointers with 42. Wilcher had 10 games in double figures in 2022-23, including three of his last five games of the season. While he had a pair of 20-point efforts, his best performance came at Rutgers when he connected on a career-high five 3-pointers in NU's 82-72 win. Wilcher can play on the wing or even inside at times when NU goes with smaller lineups and proved his versatility on NU's trip to Spain over the summer. Wilcher averaged a team-high 17.0 points, 8.0 rebounds and 3.0 assist per game in the Huskers' trip to Spain while shooting 53 percent from the field and 38 percent from 3-point range. He was in double figures in all three games, including



an 18-point, 10-rebound effort in Madrid. The Husker coaches are counting on Wilcher to be on of the team leaders and put together his best season as a Husker in 2023-24.

2022-23 (SOPHOMORE)

Wilcher was a mainstay in the Husker rotation as a sophomore, as he was one of three Huskers to appear in all 32 games, including 24 starts. He averaged 8.0 points, 2.4 rebounds and 1.4 assists per game, ranking second on the team with 42 3-pointers. Wilcher totaled 10 double-figure games, highlighted by a career-high 22 points at No. 14 Indiana on Dec. 7. It was one of two 20-point games for Wilcher, as he also had 21 points on 8-of-12 shooting against Omaha on Nov. 10.

Wilcher provided a spark during the early portion of the season with five double-figure efforts in his first 11 contests, including a pair of 20-point efforts and a 15-point effort in a win over Arkansas-Pine Bluff. Wilcher started NU's first 18 contests before moving back to the bench in mid-January, a spot he thrived in during the 2021-22 season. Wilcher came off the bench for eight games, including an 11-point effort on 4-of-6 shooting at Penn State on Jan. 21.

He returned to the lineup on Feb. 14, as he put on a show in the Huskers' 82-72 win at Rutgers. The Plainfield, N.J., native hit a career-best five 3-pointers as part of a 17-point outburst while adding a season high four assists and four rebounds. He totaled three double-figure efforts, including 12 points on 5-of-7 shooting and five rebounds in the Huskers' win at Iowa City on March 5.

2021-22 (COVID FRESHMAN)

Wilcher became one of the Big Ten's top scoring reserves, averaging 8.1 points and 2.3 rebounds per game as the Huskers' sixth man. He paced NU in 3-pointers (52) and 3-point percentage (.406), while he also shot 43 percent from long range in Big Ten play. Wilcher appeared in all 32 games, including a pair of starts, as he saw action on the wing and in the frontcourt when NU was forced to go to a four-guard lineup.

On the season, he totaled 13 double-figure efforts, while five of his top seven scoring games came against NCAA Tournament teams. He had a career-high 17 points against No. 18 Auburn, a contest where he had a season-high four 3-pointers. He closed the year by playing some of his best basketball, shooting 60 percent from the floor, including 56

CAREER HIGHS (INCLUDES XAVIER)

Points	22, at Indiana (12/7/22)
Rebounds	6, Three times (last, 2/25/23)
Field Goals	8, vs. Omaha (11/10/22)
Free Throws	6, at Indiana (12/7/22)
3-point FG	5, at Rutgers (2/14/23)
Assists	4, Two times (last, 2/14/23)
Steals	3, Idaho State (11/19/21)
Blocks	2 vs. Omaha (11/10/22)
Minutes	38, Two times (last, 1/7/23)

CAREER STATS

vs. All Opponents

Year	G-GS	MP	Avg.	FG	FGA	Pct.	3FG	3FGA	Pct.	FT	FTA	Pct.	Rebounds			F-DQ	A	TO	B	S	Pts.	Avg.	
													Off.	Def	Total								
2020-21*	15-1	151	10.1	18	45	.400	10	29	.345	4	4	1.000	7	9	16	1.1	11-0	5	7	1	5	50	3.3
2021-22	32-2	786	24.6	92	199	.462	52	128	.406	22	35	.629	17	56	73	2.3	42-1	26	31	3	25	258	8.1
2022-23	32-24	869	27.2	95	238	.399	42	134	.313	23	36	.639	17	61	78	2.4	52-1	44	47	6	18	255	8.0
TOTAL	64-26	1655	25.9	187	437	.428	94	262	.359	45	71	.634	34	117	151	2.4	94-2	70	78	9	43	513	8.0
All*	78-27	1786	22.9	204	476	.429	104	288	.361	47	73	.644	38	123	161	2.1	102-2	74	84	9	47	559	7.2

vs. Big Ten Opponents

Year	G-GS	MP	Avg.	FG	FGA	Pct.	3FG	3FGA	Pct.	FT	FTA	Pct.	Rebounds			F-DQ	A	TO	B	S	Pts.	Avg.	
													Off.	Def	Total								
2021-22	20-1	494	24.7	60	129	.465	34	79	.430	13	21	.619	8	32	40	2.0	20-0	13	18	1	14	167	8.4
2022-23	20-12	517	25.9	55	133	.414	21	72	.292	15	19	.789	9	40	49	2.5	37-1	25	28	3	10	146	7.3
TOTAL	40-13	1011	25.3	115	262	.439	55	151	.364	28	40	.700	17	72	89	2.2	57-1	38	46	4	24	313	7.8

*-Statistics from Xavier

percent from 3-point range over his final five games when he averaged nearly 10 points per outing. That surge started with a 14-point effort on 5-of-7 shooting against No. 25 Iowa on Feb. 25 and included 10 points in a one-point victory at No. 10 Wisconsin on March 6 and 15 markers, highlighted by 13 first-half points, in a win over No. 23 Ohio State on March 1. Wilcher got off to a strong start, matching his then-career high with 15 points and four rebounds against Creighton on Nov. 16, starting a four-game stretch where he totaled three double-figure contests. After a four-game stretch where he went 2-of-19 from long-distance, he broke out against Auburn on Dec. 11, hitting 4-of-6 from 3-point range.

Once NU returned to conference play, he posted double-figure efforts in three straight games, including 13 points on 5-of-8 shooting in an overtime loss to No. 13 Ohio State on Jan. 2 while chipping in 10 and 11 points, respectively, in road losses at No. 13 Michigan State and at Rutgers. Wilcher provided one of the highlights in the loss to Northwestern on Feb. 5 with a team-high 15 points, including a trio of 3-pointers, and had nine points in the win over Minnesota on Feb. 9 before his strong finish.



MISC. STATS

Category	2022-23	Career*
Double-Figure Scoring	10	24
20+ Point Games	2	2
30+ Point Games	0	0
40+ Point Games	0	0
Double-Figure Rebounding	0	0
Double-Figure Assists	0	0
Double-Doubles	0	0
Led NU in Scoring	2	4
Led NU in Rebounding	0	0
Led NU in Assists	0	1
*Includes Xavier		

BEFORE NEBRASKA

Wilcher came to Nebraska after playing at Xavier University during the 2020-21 season. Wilcher played in 15 games for the Musketeers, averaging 3.3 points and 1.1 rebounds per game. Wilcher saw more action down the stretch, playing double-figure minutes in seven of his last nine contests, including more than 20 minutes per game over the Musketeers' final four games. He closed the 2020-21 campaign with seven points in 20 minutes against Butler in the Big East Tournament. His best performance of the year came in his first collegiate start at Marquette, where he set season highs in points (10) and minutes (32).

A four-star recruit coming out of high school by ESPN, 247Sports and Rivals, Wilcher was ranked No. 81 by ESPN in the class of 2020 and was a top-150 recruit by all three major recruiting sites. He spent his senior season playing for Dave Boff at Roselle Catholic, averaging 18.8 points, 4.5 rebounds and 2.8 assists per game to earn first-team all-state honors despite missing nine games because of injury. Wilcher had 50 3-pointers as a senior, highlighted by hitting six 3-pointers in a 59-58 win over Gill St. Bernard's in the sectional championship in what would be his final high school appearance. He starred for St. Benedict's Prep in Newark during his sophomore and junior campaigns, averaging 18 points, 5.0 rebounds and 4.5 assists in 2018-19 en route to a state runner-up finish. As a sophomore, he had 28 points, including five 3-pointers, in a 59-58 win over Blair Academy in the state championship game. Wilcher played AAU ball for both Team Rio and City Rocks on the EYBL Circuit. In the classroom, he was a member of the honor roll at Roselle Catholic.

PERSONAL

Caleb Jefferson Wilcher is the son of Sergio and Kimberly Wilcher and was born on July 14, 2001, in Manhattan, N.Y. Wilcher has three brothers (Sergio, Malik and Simeon) and one sister (Zoe). CJ's father played basketball at Morgan State. Simeon is a freshman at St. John's. C.J. majors in human development and family science at Nebraska.

2023-24 HUSKERS





JAMARQUES LAWRENCE

GUARD | 6-3 | 182 | SOPHOMORE

HOMETOWN: PLAINFIELD, N.J.
 PREVIOUS SCHOOL: ROSELLE CATHOLIC HIGH SCHOOL

- Big Ten Freshman of the Week (March 6, 2023)
- Nebraska Scholar-Athlete Honor Roll (Fall 2022; Spring 2023)
- Tom Osborne Citizenship Team (2023)

2023-24 (OUTLOOK)

One of the benefits of the Huskers' injury issues in 2022-23 was the emergence of Jamarques Lawrence during the second half of the season. The 6-foot-3 guard played in 28 contests and started NU's final 12 contests. He averaged 9.0 points per game in that stretch while shooting nearly 40 percent from 3-point range. Lawrence closed the season with four straight double-figure games while giving the Huskers a solid defender. Lawrence is comfortable at either guard spot, and Lawrence has worked hard in the offseason in expanding his game. During the Huskers' trip to Spain, he averaged 11.3 points, 4.7 rebounds, 4.3 assists and 2.3 steals per game, topping the Big Red in both assists and steals. The staff believes that Lawrence is poised for a breakout 2023-24 campaign.

2022-23 (FRESHMAN)

Lawrence emerged as a significant contributor as a true freshman. He appeared in 28 games, including 12 starts, and averaged 5.0 points, 2.2 rebounds and 1.0 assists per game. After a season-ending injury to Emmanuel Bandoemel in mid-January, Lawrence moved into the lineup and flourished, averaging 9.0 points, 3.5 rebounds and 1.9 assists per game while shooting 39 percent from 3-point range. He had all seven of his double-figure efforts in that stretch, including 15-point games against Michigan State and at Iowa.

His most extensive action in non-conference action came at Kansas State when he tallied nine points and five rebounds in 18 minutes off the bench. Lawrence, who played more than 15 minutes once in NU's first 17 games, had six points in 22 minutes at No. 4 Purdue and five points, including a go-ahead 3-pointer, and four boards in 19 minutes in a win over Ohio State. Lawrence made his first career start against Northwestern on Jan. 25, and had 12 points, including four 3-pointers, and three assists in 33 minutes. He nearly posted a double-double in the win over Penn State on Feb. 5 with 11 points, nine rebounds and three assists. He closed the year playing his best basketball with four straight double-figure games and averaging 13.3 points on 53 percent shooting, including 46 percent from 3-point range, along with 4.3 rebounds and 2.3 assists per game. The stretch featured a pair of 15-point games against Michigan State and Iowa when he earned Big Ten Freshman-of-the-Week accolades. Against MSU, he hit 7-of-10 shots from

the field, while he sank a career-high five 3-pointers and added a season-best four assists in the win at Iowa.

BEFORE NEBRASKA

A consensus three-star prospect, Lawrence spent the last two seasons at perennial power Roselle Catholic High School playing for Coach Dave Boff. The program went 29-2 on the year en route to winning the NJSIAA Tournament of Champions title. Roselle Catholic finished in the top 10 by both Max Preps (fourth) and USA Today (sixth).

Lawrence was ranked as high as No. 145 nationally by Rivals and was among the top 250 seniors by 247Sports. As a senior in 2021-22, he earned first-team all-state honors by averaging 15.9 points, 5.0 rebounds, 3.5 assists and 1.8 steals per game for the top-ranked team in New Jersey while averaging nearly two 3-pointers per contest. He reached double figures 22 times as a senior, including eight games of at least 20 points, including a season-high 26-point effort against The Patrick School. He had 21 points and 10 rebounds against Trenton Catholic in the state title game and 18 points and 10 rebounds in the Tournament of Champions semifinal.

As a junior, he averaged 13.6 points, 2.8 rebounds, 2.7 assists and 1.5 steals per game, as Roselle Catholic posted a 15-3 mark in a shortened season. He finished in double figures in 10 of 15 contests, including a 23-point effort against The Patrick School. Lawrence had four-or-more 3-pointers five times, including one game with six 3-pointers.

Lawrence, who spent his first two seasons at Plainfield High School, averaged 20.3 ppg as a sophomore, including 81 3-pointers. In his four-year high school career, he totaled 1,447 points, including over 200 3-pointers, as well as 280 rebounds and 250 assists in 91 contests. Lawrence played AAU hoops for the NY Jayhawks and Coach Jay David. Lawrence chose Nebraska over a host of schools including Wake Forest, DePaul, Virginia Tech, Cal and Wichita State.

PERSONAL

The son of Jacqueline Jones (Duncan), Jamarques Lawrence was born on Dec. 10, 2003 in Raleigh, N.C. He has two older brothers (Derek Jones and Kareem Lawrence). Jamarques is majoring in human development and family science.



MISC. STATS

Category	2022-23	Career
Double-Figure Scoring	7	7
20+ Point Games	0	0
30+ Point Games	0	0
40+ Point Games	0	0
Double-Figure Rebounding	0	0
Double-Figure Assists	0	0
Double-Doubles	0	0
Led NU in Scoring	0	0
Led NU in Rebounding	1	1
Led NU in Assists	0	0

CAREER HIGHS

Points	15, Two times (last, 3/5/23)
Rebounds	9, Penn State (2/5/23)
Field Goals	7, vs. Michigan State (2/28/23)
Free Throws	2, Two times (last, 2/11/23)
3-point FG	5, at Iowa (3/5/23)
Assists	4, at Iowa (3/5/23)
Steals	2, Two times (last, 2/11/23)
Blocks	1, Four times (last, 2/14/23)
Minutes	35, vs. Wisconsin (2/11/23)

CAREER STATS

vs. All Opponents

Year	G-GS	MP	Avg.	FG	FGA	Pct.	3FG	3FGA	Pct.	FT	FTA	Pct.	Rebounds			F-DQ	A	TO	B	S	Pts.	Avg.	
													Off.	Def	Total								
2022-23	28-12	509	18.2	50	123	.407	28	75	.373	12	31	.387	8	53	61	2.2	41-0	28	30	4	11	140	5.0
TOTAL	28-12	509	18.2	50	123	.407	28	75	.373	12	31	.387	8	53	61	2.2	41-0	28	30	4	11	140	5.0

vs. Big Ten Opponents

Year	G-GS	MP	Avg.	FG	FGA	Pct.	3FG	3FGA	Pct.	FT	FTA	Pct.	Rebounds			F-DQ	A	TO	B	S	Pts.	Avg.	
													Off.	Def	Total								
2022-23	19-11	401	21.1	42	101	.416	22	60	.367	9	25	.360	6	45	51	2.7	32-0	23	26	3	8	115	6.1
TOTAL	19-11	401	21.1	42	101	.416	22	60	.367	9	25	.360	6	45	51	2.7	32-0	23	26	3	8	115	6.1

#15



BLAISE KEITA

FORWARD | 6-11 | 257 | JUNIOR

HOMETOWN: **BAMAKO, REPUBLIC OF MALI**

PREVIOUS SCHOOL: **COFFEYVILLE (KAN.) COMMUNITY COLLEGE**

- Nebraska Scholar-Athlete Honor Roll (Fall 2022)
- Tom Osborne Citizenship Team (2023)

2023-24 (OUTLOOK)

Blaise Keita (pronounced KAY-tuh) returns to provide physicality and interior toughness in the post for the Huskers. He averaged 2.0 points and 3.5 rebounds per game, but his impact stretched far beyond the numbers. The junior college transfer led the team in charges taken and had five games with at least eight rebounds. His impact was evident in NU's wins over Wisconsin and Maryland, where he combined for 19 rebounds. Keita was slowed by an ankle injury suffered in NU's final non-conference game and played just 10+ minutes three times the remainder of the season. Keita underwent ankle surgery following the season and did not play on the Huskers' trip to Spain.

2022-23 (SOPHOMORE)

Blaise provided an interior presence to the Husker lineup in his first season in the program. He played in 21 contests, averaging 2.0 points per game on 51 percent shooting and 3.5 rebounds per game despite being limited for nearly all of Big Ten play because of an ankle injury originally suffered in the final non-conference game on Dec. 20.

Keita started NU's first five games and grabbed five or more caroms in four games. He posted his first career double-double with 14 points and 10 rebounds in a win over Arkansas-Pine Bluff on Nov. 20 and had nine points and a season-high 12 rebounds against Omaha on Nov. 10. With the return of Derrick Walker to the lineup, Keita became NU's top post player off the bench. He had five points and eight rebounds in 18 minutes against Boston College on Nov. 30 and grabbed five rebounds in 12 minutes in the overtime loss to Purdue on Dec. 10. Following the ankle injury, Keita played just nine minutes over a five-week span until he played 11 minutes at Illinois on Jan. 31. Keita made a significant impact in two of NU's biggest February wins, as he had 11 rebounds in 23 minutes (all in the second half and OT) and two steals in the comeback win over Wisconsin on Feb. 11 and eight rebounds and a blocked shot against Maryland on Feb. 19. He suffered another ankle injury late in the Maryland game that sidelined him the remainder of the season.

BEFORE NEBRASKA

Keita was one of the nation's top junior college players after spending two seasons at Coffeyville Community College playing for longtime Coach Jay Herkelman. Keita was

a four-star selection by Rivals and ranked as a top-five JUCO player in the 2022 recruiting class by JUCORecruiting and 247Sports.

In 2021-22, Keita returned from injury and helped Coffeyville to an 18-13 record. The team was just 5-8 before he returned to action in January and went 13-5 with him in the lineup. Keita averaged 12.8 points on 52 percent shooting and 9.8 rebounds per game. He had five double doubles on the year, including four of his final five contests. He grabbed 21 rebounds in a win over Seward County and averaged 14 rebounds a game over his final five contests. For his efforts, Keita was named second-team all-Jayhawk Conference and was a member of the all-defensive team.

He led Coffeyville to a 26-3 record and the school's first national title since 1962 in 2020-21, averaging 10.5 points, 7.8 rebounds and 1.6 blocks per game. The Jayhawk Conference Freshman of the Year and a second-team all-region pick, Keita shot 51 percent from the field, 73 percent from the foul line and totaled three double-doubles. His offensive production picked up during the school's postseason run, as he averaged 14.8 ppg on 65 percent shooting, 7.8 rebounds and 1.8 blocks per game in five NJCAA Tournament games. In the NJCAA championship game, Keita poured in a career-high 27 points on 13-of-16 shooting, and added nine rebounds and four blocks in Coffeyville's 108-99 victory over Cowley County CC.

He played at Sunrise (Kan.) Christian on their postgrad team and played AAU with MOKAN Elite. Keita also represented his country at the international level, playing for the Mali U-19 team at the 2017 FIBA World Cup, averaging 10.2 points and 10.3 rebounds in six games. He grabbed 10-or-more rebounds in three of the six games, including 17 caroms in the tournament opener. Keita chose Nebraska over a host of schools including Baylor, Minnesota, Tennessee, Arizona State and Oklahoma State.

PERSONAL

The son of Leonar Jean Piere and the late Kadiatou Diakit , Blaise was born on June 29, 1999, in Bamako, Mali. He has one sister (Justin) and one brother (Boubacar). Keita, who came over to the United States at 17, majors in human development and family science at Nebraska. Keita speaks three languages, Bambara, French and English.

CAREER HIGHS

Points	14, vs. Ark.-Pine Bluff (11/20/22)
Rebounds	12, vs. Omaha (11/10/22)
Field Goals	6, vs. Ark.-Pine Bluff (11/20/22)
Free Throws	2, vs. Ark.-Pine Bluff (11/20/22)
3-point FG	5, at Rutgers (2/14/23)
Assists	2, Three times (last, 11/30/22)
Steals	2, Wisconsin (2/11/23)
Blocks	2, vs. Oklahoma (11/24/22)
Minutes	27, vs. Omaha (11/10/22)



MISC. STATS

Category	2022-23	Career
Double-Figure Scoring	1	1
20+ Point Games	0	0
30+ Point Games	0	0
40+ Point Games	0	0
Double-Figure Rebounding	3	3
Double-Figure Assists	0	0
Double-Doubles	1	1
Led NU in Scoring	0	0
Led NU in Rebounding	5	5
Led NU in Assists	0	0

CAREER STATS

vs. All Opponents

Year	G-GS	MP	Avg.	FG	FGA	Pct.	3FG	3FGA	Pct.	FT	FTA	Pct.	Rebounds			F-DQ	A	TO	B	S	Pts.	Avg.	
													Off.	Def	Total								
2022-23	21-5	212	10.1	18	35	.514	0	0	.000	6	17	.353	22	52	74	3.5	22-0	11	10	5	5	42	2.0
TOTAL	21-5	212	10.1	18	35	.514	0	0	.000	6	17	.353	22	52	74	3.5	22-0	11	10	5	5	42	2.0

vs. Big Ten Opponents

Year	G-GS	MP	Avg.	FG	FGA	Pct.	3FG	3FGA	Pct.	FT	FTA	Pct.	Rebounds			F-DQ	A	TO	B	S	Pts.	Avg.	
													Off.	Def	Total								
2022-23	10-0	83	8.3	3	9	.333	0	0	.000	2	4	.500	6	23	29	2.9	9-0	2	2	2	3	8	0.8
TOTAL	10-0	83	8.3	3	9	.333	0	0	.000	2	4	.500	6	23	29	2.9	9-0	2	2	2	3	8	0.8

2023-24 HUSKERS



JEFFREY GRACE III

#24

GUARD | 6-3 | 197 | SOPHOMORE

HOMETOWN: ELMHURST, ILL.

PREVIOUS SCHOOL: ARIZONA STATE UNIVERSITY

- Tom Osborne Citizenship Team (2023)
- Nebraska Scholar-Athlete Honor Roll (Fall 2022, Spring 2023)

2023-24 (OUTLOOK)

Jeffrey Grace III is in his second season with the Huskers after transferring from Arizona State. The 6-foot-3 guard appeared in 11 games last season, totaling four points and three rebounds in limited duty. He got a chance to play extended minutes during NU's trip to Spain, including 15 minutes in NU's finale where he had two rebounds and a pair of steals. Grace, a walk-on, is a valuable part of NU's scout team and adds depth to the Husker backcourt. He was an AAU teammate of Husker sophomore Sam Hoiberg playing for the Breakaway Basketball program.

2022-23 (REDSHIRT FRESHMAN)

Jeffrey Grace III played in 11 games after transferring from Arizona State. The walk-on totaled four points and three rebounds in limited duty while also being a valuable member of the scout team. Grace scored his first collegiate points on a putback against Arkansas-Pine Bluff on Nov. 20. He also had a pair of free throws and a rebound at Michigan on Feb. 8.

BEFORE NEBRASKA

Grace comes to Nebraska as a walk-on after spending the 2021-22 season at Arizona State University under Coach Bobby Hurley. Grace redshirted in his only season with the Sun Devils. A native of Elmhurst, Ill., Grace played four seasons at York High School for coaches Mike Dunn and Vince Doran. Grace was a two-time West Suburban Conference selection as a junior and senior and was an honorable-mention DuPage County selection in 2020 after averaging 11 points, five rebounds and three assists per game. He helped the team to a school-record 29 wins in 2018-19 and 28 wins in 2019-20, the best two-year run at the school in program history. Grace also played football at York High School. He was named the Male Athlete of the Year during his junior season. He played his AAU basketball with Breakaway Basketball for Coach Greg Ktistou, where he was a club teammate of NU redshirt freshman Sam Hoiberg for several years.

PERSONAL

The son of the late Latonia Friend-Grace and Jeff Grace II, Jeffrey Grace III was born on Sept. 25, 2002, in Chicago. He has one older brother (Jarvis). Jeff majors in sports media and communications at Nebraska.

2023-24 HUSKERS



CAREER STATS

vs. All Opponents

Year	G-GS	MP	Avg.	FG	FGA	Pct.	3FG	3FGA	Pct.	FT	FTA	Pct.	Rebounds			F-DQ	A	TO	B	S	Pts.	Avg.	
													Off.	Def	Total								
2022-23	11-0	12	1.1	1	2	.500	0	1	.000	2	4	.500	2	1	3	0.3	0-0	1	2	0	1	4	0.4
TOTAL	11-0	12	1.1	1	2	.500	0	1	.000	2	4	.500	2	1	3	0.3	0-0	1	2	0	1	4	0.4

vs. Big Ten Opponents

Year	G-GS	MP	Avg.	FG	FGA	Pct.	3FG	3FGA	Pct.	FT	FTA	Pct.	Rebounds			F-DQ	A	TO	B	S	Pts.	Avg.	
													Off.	Def	Total								
2022-23	7-0	8	1.1	0	0	.000	0	0	.000	2	4	.500	1	1	2	0.3	0-0	0	1	0	1	2	0.3
TOTAL	7-0	8	1.1	0	0	.000	0	0	.000	2	4	.500	1	1	2	0.3	0-0	0	1	0	1	2	0.3



SAM HOIBERG

GUARD | 6-0 | 183 | SOPHOMORE

HOMETOWN: LINCOLN, NEB.
 PREVIOUS SCHOOL: PIUS X HIGH SCHOOL

- Big Ten Distinguished Scholar (2023)
- Academic All-Big Ten (2023)
- Nebraska Scholar-Athlete Honor Roll (Fall 2021, 2022; Spring 2022, 2023)
- Tom Osborne Citizenship Team (2023)

2023-24 (OUTLOOK)

Sam Hoiberg's emergence as a spark off the bench keyed Nebraska's strong finish in 2022-23. Hoiberg, who had played just 12 minutes in NU's first 20 games, moved into the regular rotation after Emmanuel Bandoemel's season-ending injury in late January. Hoiberg took advantage of the opportunity, averaging 6.6 points per game on 58 percent shooting over NU's final 12 games. More importantly, he showed a knack for making winning plays, whether it was a steal and layup in overtime to clinch NU's win over Maryland or taking a charge in the final 30 seconds to preserve a win at Iowa. Hoiberg did not play on NU's trip to Spain because of a minor injury but was at 100 percent for the start of fall workouts. The 6-foot guard could see time at either backcourt spot while his shooting makes him a valuable weapon off the bench. He comes from a basketball family, as his father, Fred, spent a decade in the NBA and is Nebraska's head coach while his older brother, Jack, played at Michigan State and UT-Arlington before taking a job with the San Antonio Spurs. In the classroom, he was a Big Ten Distinguished Scholar in 2022-23 and will be a candidate for Academic All-America honors this season.

2022-23 (REDSHIRT FRESHMAN)

No Husker saw his role change more dramatically during the year than Hoiberg. After playing just 12 minutes in NU's first 20 contests, the redshirt freshman moved into the rotation and became an essential part of the Husker lineup. He appeared in 21 games, averaging 4.1 points on 55 percent shooting and 1.8 rebounds per game. Over NU's final 12 contests, he averaged 6.6 points per game while shooting 58 percent from the floor and 47 percent from 3-point range. He also added 2.9 rebounds and 1.0 steals per game, while showing the knack of being at the right place in key moments. Hoiberg moved into the rotation following Emmanuel Bandoemel's season-ending injury and



CAREER STATS

vs. All Opponents

Year	G-GS	MP	Avg.	FG	FGA	Pct.	3FG	3FGA	Pct.	FT	FTA	Pct.	Rebounds			F-DQ	A	TO	B	S	Pts.	Avg.	
													Off.	Def	Total								
2022-23	21-1	266	12.7	27	49	.551	9	22	.409	23	28	.821	8	30	38	1.8	19-0	7	8	1	13	86	4.1
TOTAL	21-1	266	12.7	27	49	.551	9	22	.409	23	28	.821	8	30	38	1.8	19-0	7	8	1	13	86	4.1

vs. Big Ten Opponents

Year	G-GS	MP	Avg.	FG	FGA	Pct.	3FG	3FGA	Pct.	FT	FTA	Pct.	Rebounds			F-DQ	A	TO	B	S	Pts.	Avg.	
													Off.	Def	Total								
2022-23	15-1	241	16.1	25	45	.556	9	20	.450	23	28	.821	8	29	37	2.5	14-0	6	8	1	10	82	5.5
TOTAL	15-1	241	16.1	25	45	.556	9	20	.450	23	28	.821	8	29	37	2.5	14-0	6	8	1	10	82	5.5

made an immediate impact with six points and a team-high six rebounds in 18 minutes against Northwestern on Jan. 25. Hoiberg then poured in a career-high 15 points on 6-of-8 shooting, including 3-of-3 from 3-point range, in 26 minutes at Maryland. He keyed NU's win at Maryland on Feb. 19 with nine points, six rebounds and two steals, including a steal and basket with 34.9 seconds left in overtime in NU's 70-66 win. He reached double figures for the second time this season against Minnesota on Feb. 25 with 11 points, six rebounds and two steals in 23 minutes of work. Hoiberg had nine points, including a pair of 3-pointers, and drew a key charge in the win at Iowa on March 5.

2021-22 (REDSHIRT)

Hoiberg redshirted in his first year at Nebraska after walking on to the team. Hoiberg helped to run the scout team in practice and provided backcourt depth.

BEFORE NEBRASKA

Hoiberg played two seasons at Lincoln Pius X High School for Coach Brian Spicka, earning honorable-mention Class A all-state honors in both seasons. Hoiberg helped Pius X to the Class A State Tournament and an 18-4 record as a senior, averaging 14.9 points, 4.2 rebounds, 3.8 assists and 2.0 steals per game. A first-team all-city pick by the Lincoln Journal Star, Hoiberg was an honorable-mention all-state honoree by both the Omaha World-Herald and Journal Star in 2020-21. He made an immediate impact in his first season in 2019-20, averaging 14.5 points, 4.5 rebounds and 3.5 assists per game as the Thunderbolts went 16-8 and reached the district finals. For his efforts, he was a second-team all-city and first-team Heartland Athletic Conference pick. He played his sophomore season at Hinsdale (Ill.) Central and played AAU basketball with Breakaway Basketball before moving to Lincoln when his father was named head coach of the Husker basketball program in April of 2019. A two-sport athlete, Sam Hoiberg also played golf as a senior, helping the school to a runner-up finish at the 2021 Class A State Championship. He also excelled in the classroom, earning Academic All-State accolades as a junior and senior.

PERSONAL

The son of Carol and Fred Hoiberg, Sam was born on March 21, 2003, in Chicago, Illinois. He has two brothers (Jack and Charlie) and one sister (Paige). His oldest brother, Jack, played his college ball at Michigan State and UT Arlington, while his father, Fred, played at Iowa State and spent a decade in the NBA with three franchises. Sam is majoring in sports media and communications.

CAREER HIGHS

Points	15, at Maryland (1/28/23)
Rebounds	6, Three times (last, 2/25/23)
Field Goals	6, at Maryland (1/28/23)
Free Throws	5, Minnesota (2/25/23)
3-point FG	3, at Maryland (1/28/23)
Assists	2 at Rutgers (2/14/23)
Steals	2, Four times (last, 3/8/23)
Blocks	1, at Rutgers (2/14/23)
Minutes	37, Maryland (2/19/23)

2023-24 HUSKERS



RAMEL LLOYD JR.

#2

GUARD | 6-6 | 210 | REDSHIRT FRESHMAN

HOMETOWN: LONG BEACH, CALIF.

PREVIOUS SCHOOL: SIERRA CANYON HIGH SCHOOL

• Tom Osborne Citizenship Team (2023)

2023-24 (OUTLOOK)

After a year of watching and learning, Ramel Lloyd Jr. is anxious to make an impact on the Husker lineup this season. The 6-foot-6, 210-pound guard redshirted last year as he adjusted to the college game. Lloyd is a savvy player who sees the court well and has the size to find open shooters. He has worked hard on expanding his all-around game and showed some of those skills on the Huskers' trip to Spain, as he played several backcourt spots. Lloyd averaged 5.7 points, 8.0 rebounds, 4.0 assists and 2.0 steals per game, ranking second in rebounding and third in both assists and steals while posting a team-best 4-to-1 assist-to-turnover ratio. He finished the trip on a high note, totaling 10 points, eight rebounds and four steals in the win in Barcelona. A former top-100 recruit by ESPN, Lloyd played in one of the best high school programs in the nation at Sierra Canyon, starting his last two seasons at the school. Lloyd comes from a basketball family, as his father, Ramel, played at Syracuse and Long Beach State before embarking on a professional career.

2022-23 (REDSHIRT)

Lloyd redshirted in his first season at Nebraska as he ran the scout team in practice and adjusted to the rigors of Division I basketball. Lloyd took advantage of the redshirt year, making significant strides in many facets of his game while going against the starters every day in practice.

BEFORE NEBRASKA

Lloyd Jr. came to Nebraska from national power Sierra Canyon High School, where he faced a national schedule as a senior. A top-100 recruit in the 247Sports

Composite, Lloyd was a four-star recruit by ESPN and ranked No. 88 nationally by ESPN in the class of 2022. He was ranked the No. 7 prospect in California by ESPN and a top-150 recruit by Rivals and On3. Lloyd helped a star-studded Sierra Canyon roster to a 26-5 record in 2021-22, a CIF State Open Division semifinals appearance and a No. 17 ranking in the final USA TODAY Super 25 poll.

The Sierra Canyon roster featured a pair of McDonald's All-Americans and five players who are playing Division I basketball in 2022-23. As a senior, Lloyd averaged 11.6 points, 4.0 rebounds and 1.9 assists per game in 27 contests. He was voted the MVP of the 'Iolani Tournament, posting three straight 20-point games to lead SCHS to a tournament title. He also earned a spot on the BassPro Invitational All-Tournament team as the team earned runner-up honors.

As a junior, Lloyd averaged 16.9 points, 7.7 rebounds, and 5.1 assists per game as Sierra Canyon went 15-2 and lost in the Southern Section Open Division Finals. Lloyd spent his sophomore season at Taft High School, averaging 21.9 points, 5.3 rebounds and 3.8 assists per game in 2019-20 while winning West Valley League Co-MVP honors. Lloyd selected Nebraska over Arkansas, Oregon, Arizona State and Georgetown.

PERSONAL

The son of Taba and Ramel Lloyd Sr., Ramel Lloyd Jr. was born on Oct. 21, 2003, in Long Beach, Calif. He has two older sisters (Bianca and Taylor). His father, Ramel Lloyd Sr., was a Parade All-American who played college basketball at Syracuse before finishing his career at Long Beach State. He earned first-team All-Big West honors in 2001 when he averaged a conference best 19.4 ppg before playing professionally for a decade and also with the Harlem Globetrotters.



#35



HENRY BURT

FORWARD | 6-7 | 216 | REDSHIRT FRESHMAN

HOMETOWN: OMAHA, NEB.

PREVIOUS SCHOOL: ELKHORN SOUTH HIGH SCHOOL

- Nebraska Scholar-Athlete Honor Roll (Fall 2022; Spring 2023)
- Tom Osborne Citizenship Team (2023)

2023-24 (OUTLOOK)

Redshirt freshmen Henry Burt returns to the Husker roster with a year of experience under his belt. The 6-foot-7 forward was one of NU's primary frontcourt players on the scout team last year and will continue that role while providing depth. Burt played in the Huskers' final two games in Spain, including three steals in 17 minutes of work in the finale as he was limited with an ankle injury suffered the week before the trip. Burt averaged 12.6 points and 6.1 rebounds per game as a senior at Elkhorn South, helping the school make its first-ever Class A state tournament appearance in 2022.

2022-23 (REDSHIRT)

Burt walked on to the Husker program and redshirted in his first season at Nebraska.

BEFORE NEBRASKA

Burt joins the Husker program after helping Elkhorn South High School to a 16-9 record and the school's first-ever Class A state tournament appearance in 2022. Burt earned honorable-mention Class A all-state honors from the Omaha World-Herald and Lincoln Journal Star after averaging 12.6 points and 6.1 rebounds per game for Coach Nolan Reilly. He reached double figures 17 times, including a season-high 22 against Bellevue West, and totaled four double-doubles as a senior. A two-year letterwinner at Elkhorn South, Burt played AAU basketball with the Omaha Sports Academy and Coach Jon Burt. He also was a member of the honor roll at Elkhorn South.

PERSONAL

The son of Tom and Ashley Burt, Henry was born on April 13, 2004, in Newport Beach, Calif. He has an older sister (Maddie) and two half brothers (Wynston and Wesley). Burt majors in business administration at Nebraska.



2023-24 HUSKERS



CALE JACOBSEN

GUARD | 6-4 | 200 | REDSHIRT FRESHMAN

HOMETOWN: ASHLAND, NEB.

PREVIOUS SCHOOL: ASHLAND-GREENWOOD HIGH SCHOOL

- NABC Honors Court (2023)
- Nebraska Scholar-Athlete Honor Roll (Fall 2022; Spring 2023)
- Tom Osborne Citizenship Team (2023)

2023-24 (OUTLOOK)

Cale Jacobsen returns for his second season in the Husker program after redshirting last year. The guard took advantage of his redshirt season, adding 10 pounds to his frame and was one of the main cogs of the Husker scout team. Jacobsen can play either guard spot and can match up with opposing wings with his physicality. He showed his versatility on NU's trip to Spain, playing nearly every position in the lineup, as the Huskers had just nine players on the trip. He took advantage of extended playing time, averaging 12.7 points and team highs in rebounds (8.3 rpg), assists (4.3 apg) and steals (2.3 spg). He was in double figures in all three contests, and nearly had a triple-double against Barcelona with 13 points, nine rebounds and nine assists in 27 minutes. Jacobsen, who elected to walk on after receiving D-1 offers from North Dakota and Holy Cross, was an all-state performer at Ashland-Greenwood High School, averaging 17.9 points and 5.8 rebounds per game in leading his team to a 27-1 record and a state title as a senior in 2022.

2022-23 (REDSHIRT)

Jacobsen redshirted in his first season at Nebraska after walking on. He spent most of his first season on the scout team, as he adjusted to Division I basketball. Jacobsen was named to the NU Scholar-Athlete Honor Roll in the fall of 2022.

BEFORE NEBRASKA

Jacobsen starred at Ashland-Greenwood High School for Coach Jacob Mohs. As a senior, he garnered first-team All-Nebraska honors from the Omaha World-Herald and second-team Super State accolades from the Lincoln Journal Star after leading AGHS to a 27-1 record and a Class C-1 title – the first in school history. He averaged 17.9 points, 5.8 rebounds, 6.1 assists and 3.6 steals per game. Jacobsen set the Class C-1 state tournament record with a 43-point performance in a win over Kearney Catholic and was tabbed to the all-tournament team covering all six classes. He finished his four-year varsity career with 1,481 career points, despite suffering a torn ACL in his first game of his junior season. He added 544 rebounds, 340 assists and 261 steals during his high school career. Jacobsen turned down basketball scholarships from North Dakota and Holy Cross to walk on to the Husker program. In addition to his basketball exploits, he played three seasons of football, playing quarterback as a freshman and junior while hauling in 23 passes for 486 yards and nine scores as a sophomore. In the classroom, he was a member of the National Honor Society and an honor roll student at AGHS. He played AAU basketball with the Nebraska Supreme and Coach Brad Jacobsen.

PERSONAL

The son of Brad and Staci Jacobsen, Cale was born on June 20, 2003, in Omaha. He has three brothers (Tyler, Dane and Tate). Jacobsen majors in business administration at Nebraska.



#53



JOSIAH ALLICK

FORWARD | 6-8 | 231 | SENIOR

HOMETOWN: LINCOLN, NEB.

PREVIOUS SCHOOL: UNIVERSITY OF NEW MEXICO

- Mountain West Academic All-Conference Award (2023)
- Honorable-Mention All-Summit League (2021)
- Academic All-Western Athletic Conference (2020)
- Summit League Academic Honor Roll (2021, 2022)
- Summit League Commissioner's List of Academic Excellence (2021, 2022)

2023-24 (OUTLOOK)

Josiah Allick joins the Husker program as a graduate transfer for 2023-24. The 6-foot-8, 231-pound forward gives the Huskers another veteran frontcourt player with size and experience. Allick has played 103 career games at the Division I level, including 84 starts, and totaled over 1,000 points and 600 rebounds in his collegiate career. Last year, he was second in the Mountain West Conference in rebounding (7.3 rpg) and 12th in blocked shots as New Mexico posted its first 20-win season since 2013-14. Allick is a high-energy player who provides size and toughness in the frontcourt and possesses a strong work ethic. Allick played his high school ball at Lincoln North Star while his younger sister, Bekka, is a starting middle blocker on the Husker volleyball team. He was limited in summer workouts following ankle surgery and did not play during the Huskers' trip to Spain, but was close to 100 percent by the start of workouts in late August.

BEFORE NEBRASKA

Allick returns to Lincoln after playing for New Mexico and Missouri-Kansas City during his collegiate career. Last season, Allick started all 34 games at New Mexico, which went 22-12 and reached the NIT. He averaged 8.4 points on 56 percent shooting and 7.3 rebounds per game. Allick was second in the Mountain West Conference in rebounding and was 12th in blocked shots in 2022-23. He had 13 double-figure scoring efforts, including a season-high 18 points on 8-of-9 shooting against SMU. Allick had two double doubles, a 15-point, 15-rebound effort against Wyoming and a 15-point, 13-rebound effort against Oral Roberts. He also grabbed 18 rebounds against Boise State.

Allick spent his first three seasons at the University of Missouri-Kansas City, helping the school to 19 wins in 2021-22, the school's highest win total in 30 years. That season, he averaged 12.9 points per game on 55 percent shooting and 6.1 rebounds per game in just 16 contests because of injury. He finished with 11 double-figure games, including a season-high 21 points against both Minnesota and South Dakota State. He finished the year

playing his best basketball, averaging 17.2 points and 7.8 rebounds per game in his last five contests, including a pair of double-doubles. Allick earned honorable-mention All-Summit League honors in 2020-21, as he started 15 contests and averaged 15.0 points and 6.0 rebounds per game. He topped the Summit League in field goal percentage (.573) and had 18 double-figure games, including seven 20-point contests. He played in 30 games as a true freshman, averaging 5.7 points and 3.9 rebounds per game. He had nine double-figure performances, including 11 points and 13 boards against Grand Canyon.

Allick was a first-team all-city performer at Lincoln North Star High School, where he averaged 15.3 points on 65 percent shooting and 9.8 rebounds per game as a senior for Coach Tony Quattrocchi. He established school records for rebounds in a game (18) and season (255), while his best performance was a 38-point, 18-rebound outburst against Omaha North in the district tournament. Allick was a multi-sport athlete who also played football (defensive end/tight end) and track (high jump) for the Navigators.

PERSONAL

The son of Colleen Ziegelbein and Melvin Allick, Josiah was born on June 2, 2001, in San Antonio, Texas. He is one of six siblings (Sarah, Tony, Hannah, Bekka and Kalev). His mother played basketball at Northwest Missouri State while his father swam at UNLV. His younger sister (Bekka) is a member of the Husker volleyball program, while his stepfather (Bill Ziegelbein) played football at Nebraska from 1987-91. Josiah is working on his master's in business analytics at Nebraska. He is the first Husker basketball player from Lincoln North Star.

CAREER HIGHS (INCLUDES UMKC & UNM)

Points	29, Greenville (11/27/20)
Rebounds	18, Boise State (1/20/23)
Field Goals	12, Greenville (11/27/20)
Free Throws	8, Kansas Christian (11/17/21)
3-point FG	3, South Dakota (1/8/21)
Assists	5, Two times (last, 11/27/21)
Steals	3, South Dakota (2/24/22)
Blocks	3, UTSA (12/20/22)
Minutes	47, at Nevada (1/23/23)

2023-24 HUSKERS



CAREER STATS

vs. All Opponents

Year	G-GS	MP	Avg.	FG	FGA	Pct.	3FG	3FGA	Pct.	FT	FTA	Pct.	Rebounds			RPG	F-DQ	A	TO	B	S	Pts.	Avg.
													Off.	Def	Total								
2019-20*	30-12	489	16.3	59	118	.500	8	31	.258	44	67	.657	37	81	118	3.9	91-3	10	31	18	16	170	5.7
2020-21*	22-22	592	26.9	133	232	.573	16	45	.356	48	74	.649	41	91	132	6.0	66-5	27	44	7	20	330	15.0
2021-22*	17-16	461	27.1	82	149	.550	13	36	.361	42	56	.750	23	81	104	6.1	53-2	19	39	8	9	219	12.9
2022-23^	34-34	1086	31.9	113	203	.557	6	38	.158	54	81	.667	89	159	248	7.3	95-1	48	53	28	17	286	8.4
All*	103-84	2628	25.5	387	702	.551	43	150	.287	188	278	.676	190	412	602	5.8	305-11	104	167	61	62	1005	9.8

*- at UMKC; ^ - at New Mexico



JARRON COLEMAN

GUARD | 6-5 | 213 | SENIOR

HOMETOWN: INDIANAPOLIS, IND.
 PREVIOUS SCHOOL: BALL STATE UNIVERSITY

- Second-Team Mid-American Conference (2023)
- Second-Team NABC All-District 14 (2023)
- MAC Freshman of the Year (2020)
- MAC All-Freshman Team (2020)

2023-24 (OUTLOOK)

The late addition of Jarron "Boogie" Coleman to the Husker roster gives Nebraska another experienced creator and backcourt scorer. He joined the Husker roster in August after graduating from Ball State over the summer. Coleman gives the Huskers another big guard in the mold of previous Husker point guards Dalano Banton and Sam Griesel. A 6-foot-5 guard, Coleman has good court vision and has led his team in assists in three of his four previous seasons. Last year, he earned second-team All-MAC honors in 2022-23, leading the Cardinals in both scoring (14.6 ppg) and assists (3.8 apg) while shooting 35 percent from 3-point range. Coleman is a smooth ball-handler who plays with confidence and has the ability to score at all three levels. In his college career, he has made 86 starts, totaling more than 1,100 points, 325 assists and 450 rebounds.

BEFORE NEBRASKA

Coleman earned second-team All-Mid-American Conference honors in 2022-23 as Ball State posted a 20-12 record. He started 30 games and led BSU in scoring (14.6 ppg) and assists (3.8 apg) and steals (1.3 spg). He finished eighth in the MAC in both assists per game and 3-pointers per game (2.3) while finishing ninth in the conference in assist-to-turnover ratio (1.55-to-1) and steals. Coleman posted 24 double-figure efforts including five games with at least 20 points. He had a season-high 29 points against Indiana State. Coleman had his only double-double of the season against Eastern Michigan with 18 points and 10 rebounds. Coleman dished out 115 assists, including a season-high eight dimes on three occasions.

He spent the 2021-22 season at Missouri, where he averaged 8.6 points, 3.4 rebounds and 2.8 assists per game. Coleman led the Tigers with 46 3-pointers and totaled 14 double-figure games that season. He had a season-high 18 points, along with eight rebounds and six assists, in a win over No. 15 Alabama and had 16 points on 7-of-9 shooting against Illinois. He also grabbed a career-high 13 rebounds at Ole Miss.

Coleman began his collegiate career at Ball State, spending three seasons with the Cardinals. In 2020-21, he averaged 13.8 points and 5.2 rebounds while shooting 42.5 percent from 3-point range despite missing 10 games with foot injury. He had eight double-figure games in just 13 contests, highlighted by a career-high 33 points against Toledo in the MAC Tournament and 14 points and 11 caroms in a previous matchup at Toledo. Over his final five games of the season, he averaged 22.0 points on 54 percent shooting, including 47 percent from 3-point range, along with 6.0 rebounds and 3.8 assists per game.

As a redshirt freshman in 2019-20, he was the MAC Freshman of the Year, as he averaged 9.3 points, 4.8 rebounds and 2.9 assists per game. He paced all MAC freshmen in scoring, rebounding and assists in conference games, while he helped the Cardinals to the MAC West Division title and the No. 3 seed in the conference tournament. He started BSU's final 23 games at point guard and scored a season-high 20 points against IUPUI in his first start at point guard. He chipped in 17 points, including three 3-pointers, in a win over Georgia Tech.

CAREER STATS

vs. All Opponents

Year	G-GS	MP	Avg.	FG	FGA	Pct.	3FG	3FGA	Pct.	FT	FTA	Pct.	Rebounds			F-DQ	A	TO	B	S	Pts.	Avg.	
													Off.	Def	Total								
2019-20*	31-25	790	25.5	109	239	.456	26	80	.325	44	67	.657	25	123	148	4.8	56-1	91	84	8	27	288	9.3
2020-21*	13-10	350	26.9	62	130	.477	31	73	.425	25	32	.781	15	53	68	5.2	25-0	42	41	6	9	180	13.8
2021-22 @	31-21	882	28.5	97	269	.361	46	152	.303	27	42	.643	15	90	105	3.4	64-2	86	85	7	28	267	8.6
2022-23*	30-30	1028	34.3	143	380	.376	68	193	.352	79	98	.806	17	129	146	4.9	76-1	115	75	10	40	430	14.3
Totals	105-86	3050	29.0	411	1018	.404	171	498	.343	175	239	.732	72	395	467	4.4	221-4	334	285	31	104	1165	11.1

*- at Ball State; @ at Missouri

Coleman played at Cathedral High School in Indianapolis for Coach Jason Delaney, averaging double figures in each of his last two seasons. The No. 7 player in the state by 247Sports in the class of 2018, he averaged 17.2 points, 6.3 rebounds, 4.1 assists and 2.5 steals per game as a senior, helping Cathedral win the City Tournament championship. He was selected to the IBCA Senior All-State Supreme 15 and the All-City Team. He also had a 33-point effort in the Indiana all-star game. As a junior, he averaged 19.7 ppg and was named to the Indiana Junior All-Star Team. He played for Spiece Indy Heat in the EYBL, ranking in the top five in steals.

PERSONAL

Jarron is the son of Shannon Frye and Jarron Coleman Sr. and was born on Sept. 5, 1999 in Indianapolis. He received his undergraduate degree from Ball State in July 2023 and is currently in Nebraska's sports media and communications program. Coleman is the first Indiana native on the Husker roster since Trevor Lakes (Lebanon) and Kobe Webster (Indianapolis) in 2021-22.

CAREER HIGHS (INCLUDES BALL ST./MIZZOU)

Points	33, Toledo (3/11/21)
Rebounds	13, at Ole Miss (1/18/22)
Field Goals	12, Toledo (3/11/21)
Free Throws	9, Kent State (2/21/23)
3-point FG	7, Two times (last, 1/24/23)
Assists	8, Four times (last, 2/21/23)
Steals	4, Two times (last, 1/17/23)
Blocks	2, Three times (last, 12/10/22)
Minutes	43, Eastern Michigan (2/3/23)



#21



MATAR DIOP

FORWARD | 6-10 | 213 | FRESHMAN

HOMETOWN: DAKAR, SENEGAL

PREVIOUS SCHOOL: KEYSTONE ATHLETIC ACADEMY

2023-24 (OUTLOOK)

A late addition to the Nebraska roster, Matar Diop (pronounced MA-TAR CHOPE like hope) joined the Husker program at the start of the fall semester. A 6-foot-10, 213-pound forward from Dakar, Senegal, Diop provides the Huskers with size and length on the inside, as he possesses a 7-foot-2 wingspan. A product of the NBA Academy Africa, he moved to the United States for his senior year and averaged 13 points and 13 rebounds per game at Keystone Athletic Academy. Diop possesses elite-level athleticism and plays with a high motor. He will look to challenge for minutes in a deep Husker frontcourt while adjusting to the college game.

BEFORE NEBRASKA

Diop spent the 2022-23 season at Keystone (Pa.) Athletic Academy for Coach Shannon Pullium. Diop averaged 13 points and 13 rebounds per game, posting 11 double-doubles on the season in helping the school to a 22-11 mark while playing a national schedule. For his efforts, he was named third-team all-state on the Pennsylvania Sports Writers All-State team. Diop spent just one year in the United States, as he played at the NBA Academy Africa directed by Roland Houston for two years. Earlier in 2023, he was selected to play in the NBA Academy Games in Atlanta, which

featured the top prospects who had played at the NBA Academies around the world. NBA Academy Africa is an elite basketball training center in Senegal for the top male and female prospects from throughout Africa and the first of its kind on the continent. He played for the Capetown Tigers in the Basketball Africa League in 2022, as part of the Basketball Africa League Elevate program which placed 12 NBA Academy Africa players with BAL teams. He saw limited duty with Capetown but had one game with six points and four rebounds in eight minutes off the bench.

Diop also played AAU basketball with Wildcat Select, selected Nebraska after receiving offers from Ole Miss, Arizona State, Seton Hall and Washington State

PERSONAL

The son of Cheikh Omar Diop and Ramata Sarr, Matar was born on January 15, 2004 in Guediawaye, Senegal. He has three brothers (Abdou Paye, Amadou, and Elhadj). Matar is a management major at Nebraska and is the first Husker basketball player from Senegal.



2023-24 HUSKERS



**RIENK
 MAST**

FORWARD | 6-10 | 248 | JUNIOR

HOMETOWN: GRONINGEN, NETHERLANDS
 PREVIOUS SCHOOL: BRADLEY UNIVERSITY

- Netherlands Senior National Team (2023)
- First-Team Missouri Valley Conference (2023)
- First-Team NABC All-District 16 (2023)
- Second-Team Missouri Valley Conference (2022)
- Second-Team NABC All-District 16 (2022)
- Missouri Valley Conference Most Improved Team (2022)
- Missouri Valley Conference All-Freshman Team (2021)
- NABC Honors Court (2022)
- Three-Time MVC Honor Roll (2020, 2021, 2022)
- Two-Time MVC Scholar-Athlete: (2022, 2023)
- MVC Commissioner's Academic Excellence Award (2021)

2023-24 (OUTLOOK)

Rienk (pronounced RINK) Mast comes to Nebraska as a graduate transfer after spending the last four seasons at Bradley University. The 6-foot-10, 248-pound forward was one of the top players in the Missouri Valley Conference in 2022-23, averaging 13.8 points and 8.0 rebounds per game en route to first-team All-MVC honors. His efforts helped the Braves to a 25-10 record and a share of the MVC regular-season title in 2022-23. Mast has totaled 1,001 points and 657 rebounds in his first three college seasons and is one of three 1,000-point scorers added by the Huskers this offseason. Mast can work effectively around the basket and can step out to the 3-point line, where he shot 35 percent last season. Mast trained with the Huskers for most of the summer before joining the Netherlands National Team for the FIBA Olympic Pre-Qualifying Tournament. Mast played in all three games, averaging 6.0 points, 6.0 rebounds and 1.3 assists per game as he was second on the team in rebounding. That international experience will help Mast as he adjusts to life in the Big Ten.

BEFORE NEBRASKA

Mast spent four years at Bradley University, totaling 1,001 points and 657 rebounds in three seasons after redshirting in 2019-20 because of an injury. Last season, Mast earned first-team All-MVC honors, leading Bradley in scoring (13.8 ppg) and rebounding (8.0 rpg) while shooting 51 percent from the floor and 35 percent from 3-point range. He ranked second in the MVC in rebounding, fourth in field goal percentage and 11th in scoring, as he finished third in voting for MVC Player of the Year. Mast, who also averaged 2.4 assists per game, totaled nine double-doubles, including 14 points and 12 rebounds in Bradley's NIT loss to Wisconsin. He had a career-high 30-point effort against Northern Iowa in the MVC Tournament, one of 26 double-figure scoring efforts last season.

Mast earned third-team All-MVC and second-team NABC All-District 16 honors in 2021-22, averaging 11.6 points and 8.4 rebounds per game as he topped the conference and ranked in the top 50 nationally in rebounding. He totaled nine double-doubles and had 18 double-figure contests in 2021-22. Mast had five 20-point games, including a season-high 23 points and 13 rebounds against Evansville and 20 points and 14 rebounds in a win over Indiana State to garner MVC Player of the Week. He was named to the MVC All-Freshman Team in 2020-21, as he played in 28 games and averaged 8.6 points and 5.8 rebounds per game. His year was highlighted by a 24-point, 10-rebound effort against Southern Illinois in the MVC Tournament. In that game he was 10-of-16 from the floor, including four 3-pointers.

Before coming to the United States, Mast earned all-star team honors at the 2017 FIBA European Under-16 Championship after leading the Netherlands to a second-place finish in Division B. He also served as captain a year later at the 2018 European Under-18 Championship, helping Holland to the Division B title. Mast played for Donar in the top division of the Dutch Basketball League and was named the league's Youth Player of the Year and Most Improved Player following the 2018-19 season. While at Donar, he was teammates with former Huskers Lance Jeter and Jason Dourisseau. Mast attended Topsport Talent School before coming to the United State to play collegiately.

PERSONAL

The son of Erik Mast and Willy Reinalda-Mast, Rienk was born on July 19, 2001 in Groningen, Netherlands. He has one brother (Jelte). Rienk graduate from Bradley with a degree in physics in May of 2023 and is working on a master's degree in applied science from Nebraska.

CAREER HIGHS (INCLUDES BRADLEY)

Points	30, vs. Northern Iowa (3/3/23)
Rebounds	17, UIC (12/31/22)
Field Goals	12, vs. Northern Iowa (3/3/23)
Free Throws	7, Two times (last, 12/17/22)
3-point FG	4, Southern Illinois (3/4/21)
Assists	5, vs. Indiana State (3/4/23)
Steals	3, Two times (last, 12/22/22)
Blocks	3, Two times (last, 3/3/23)
Minutes	38, Two times (last, 1/8/22)



CAREER STATS

vs. All Opponents

Year	G-GS	MP	Avg.	FG	FGA	Pct.	3FG	3FGA	Pct.	FT	FTA	Pct.	Rebounds			F-DQ	A	TO	B	S	Pts.	Avg.	
													Off.	Def	Total								
2020-21*	28-19	656	23.4	93	191	.487	33	92	.359	21	29	.724	45	118	163	5.8	43-0	37	33	13	8	240	8.6
2021-22*	31-31	854	27.5	138	290	.476	27	95	.284	57	82	.695	81	180	261	8.4	54-0	44	49	29	17	360	11.6
2022-23*	29-29	833	28.7	162	313	.518	24	68	.353	53	72	.736	64	168	232	8.0	62-0	70	52	15	18	401	13.8
All*	88-79	2343	26.6	393	794	.495	84	255	.329	131	183	.716	190	466	656	7.5	159-0	151	134	57	43	1001	11.4

*- at Bradley

#11



ELI RICE

GUARD | 6-8 | 213 | FRESHMAN

HOMETOWN: GALLATIN, TENN.
 PREVIOUS SCHOOL: IMG ACADEMY

2023-24 (OUTLOOK)

Freshman Eli Rice gives the Huskers a promising prospect with size and shooting ability on the wing. Rice spent a postgrad year at IMG Academy, where he averaged 19 points and seven rebounds per game while shooting over 35 percent from 3-point range. The 6-foot-8 guard earned extended opportunities on the Huskers' trip to Spain and took advantage, averaging 16.0 points on 47 percent shooting and 6.0 rebounds per game while leading the squad in 3-pointers made. He led the Huskers in scoring in each of the team's final two games, including a 20-point effort. Rice has worked hard to add size to prepare for the rigors of Division I action, adding nearly 20 pounds since arriving on campus at the start of summer.

BEFORE NEBRASKA

Rice attended IMG Academy and played for the school's postgrad team in 2022-23, helping the school to a 24-3 record and quarterfinals appearance in the National Prep Championship. Rice averaged 19 points, seven rebounds and two assists per game for Coach Jim Carr's squad in 2022-23, shooting 35 percent from 3-point range and nearly 80 percent from the foul line. He had a season-high 33 points in a win over Montverde in the IMG Sunshine Prep Showcase. A three-star recruit by 247Sports, Rivals and On3, he was rated No. 179 nationally in the 247Sports composite rankings and among the top-15 recruits in the state of Florida by 247Sports.

Rice starred at Beech High School in 2021-22, averaging 17.2 points, 7.1 rebounds, 2.4 assists and 1.1 blocks per game. He helped Coach Kip Brown's team to a 34-2 record, including a 33-game win streak, and the school's first appearance in the state tournament since 2010. For his efforts, Rice was named to the Tennessee Sports Writers Association's all-state high school boys basketball teams in Class 4A and was named the Summer County Player of the Year. Rice, who only played two seasons of high school basketball and grew seven inches from his freshman to junior seasons, was a first-team all-county pick at Station Camp (Tenn.) High as a junior. He played AAU with Team Thrill and Coach Donald Thomas III, helping his team to the UAA U17 championship in 2022. Rice, who was also a member of the honor roll, also considered Georgetown and VCU before signing with Nebraska.

PERSONAL

The son of Sheena Smith and Jacoby Rice, Elijah Rice was born on Aug. 10, 2004, in Nashville, Tenn. He has three brothers (Noah, Braden and Sylas). Eli has not declared a major at Nebraska. He will look to be the fourth Husker basketball letterwinner from Tennessee and the first since Amos Gregory in 1992-93.



2023-24 HUSKERS



AHRON ULIS

#5

GUARD | 6-3 | 190 | JUNIOR

HOMETOWN: CHICAGO, ILL.
 PREVIOUS SCHOOL: UNIVERSITY OF IOWA

2023-24 (OUTLOOK)

Ahron Ulis will add depth to the Husker backcourt after spending the past three seasons at Iowa. A 6-foot-3, 190-pound guard, Ulis helped Iowa to three NCAA Tournament appearances in his tenure. He started at point guard for the Hawkeyes last season and averaged 6.1 points and 2.1 assists per game while posting a nearly 2-to-1 assist-to-turnover ratio. His experience will help NU's backcourt, which looks to replace 2022-23 starter Sam Griesel. He comes to Nebraska with two seasons of eligibility remaining.

BEFORE NEBRASKA

Ulis spent three seasons at Iowa, helping the Hawkeyes to three-straight NCAA Tournaments before transferring to Nebraska in May of 2023.

He started 27 games in 2022-23, averaging 6.1 points, 2.1 assists and 1.6 rebounds per game. Ulis had a career-high 17 points on 8-of-10 shooting at Michigan State on Jan. 26, which was one of five double-figure efforts that season. Over a three-game stretch against Ohio State, Michigan State and Rutgers in late January, Ulis averaged 15.0 points per game on a 60.7 shooting. He also had 15 points on 7-of-8 shooting against TCU. Ulis also dished out a season-high five assists without a turnover in 22 minutes against Georgia Tech.

Ulis played a significant role in the Hawkeyes' Big Ten Tournament championship team in 2021-22. He averaged 3.1 points and 2.1 assists while his 73 assists ranked second on the team. He shared the team's Top Playmaker Award. He posted a pair of double-figure efforts and had seven games with at least four assists, including a career-high eight assists against Western Michigan and seven assists without a turnover in 24 minutes against Illinois. He appeared in 17 games as a true freshman in 2020-21 and dished out a season-high four assists against Rutgers, Nebraska and Oregon in the NCAA Tournament.

At Marian Catholic, Ulis was a two-time East Suburban Catholic Conference (ESCC) Player of

the Year and was named to the AP All-State Class 4A First Team as a senior, as he averaged 20.3 points, 4.1 rebounds and 2.8 assists per game. He led Marian Catholic to 78 wins in his final three seasons as starting point guard, including 27 victories as a junior, the third most in school history, and totaled over 1,500 points to rank second on the school's all-time scoring list. Ulis led Marian Catholic to its first third-place finish at the Illinois 3A state championship, as well as sectional and super-sectional championships in 2019. He played two summers on Nike Meanstreets AAU and played in the Peach Jam in 2018 and 2019.

PERSONAL

The son of James and Leslye Ulis Ahron was born on Oct. 4, 2001

in Chicago, Illinois. He has three siblings (Tyler, Jay and Anton Porter). Ahron majors in human development and family science at Nebraska. His older brother (Tyler) played two seasons at Kentucky and was a consensus All-American in 2016. Tyler Ulis was the No. 34 overall pick Phoenix Suns in the 2016 NBA Draft and played three seasons with the Suns and Chicago Bulls.

CAREER HIGHS (INCLUDES IOWA)

Points	17, at Michigan State (1/26/23)
Rebounds	7, Iowa State (12/8/22)
Field Goals	8, at Michigan State (1/26/23)
Free Throws	7, Two times (last, 1/31/22)
3-point FG	2, Four times (last, 1/29/23)
Assists	8, Western Michigan (11/22/21)
Steals	3, Illinois (12/6/21)
Blocks	1, Five times (last, 2/12/23)
Minutes	36, Iowa State (12/8/22)



CAREER STATS

vs. All Opponents

Year	G-GS	MP	Avg.	FG	FGA	Pct.	3FG	3FGA	Pct.	FT	FTA	Pct.	Rebounds			F-DQ	A	TO	B	S	Pts.	Avg.	
													Off.	Def	Total								
2020-21*	17-0	119	7.0	5	15	.333	0	3	.000	18	20	.900	6	9	15	0.9	8-0	20	6	1	1	28	1.6
2021-22*	35-0	486	13.9	34	100	.340	4	12	.333	38	48	.792	19	50	69	2.0	41-0	73	32	0	19	110	3.1
2022-23*	32-27	721	22.5	72	182	.396	22	69	.319	29	41	.707	6	44	50	1.6	42-0	67	35	4	17	195	6.1
All*	84-27	1326	15.8	111	297	.374	26	84	.310	85	109	.780	31	103	134	1.6	91-0	160	73	5	37	333	4.0

*- at Iowa

#3



BRICE WILLIAMS

GUARD | 6-7 | 213 | JUNIOR

HOMETOWN: HUNTERSVILLE, N.C.
PREVIOUS SCHOOL: UNC CHARLOTTE

- Second Team All-Conference USA (2023)
- College Basketball Invitational Tournament Most Valuable Player (2023)
- USBWA National Player of the Week (1/3/2023)
- Two-time Conference USA Player of the Week (2/27/23, 1/2/23)

2023-24 (OUTLOOK)

One of two graduate transfers added in this year's recruiting class, Brice Williams joins the Huskers after spending the last four seasons at Charlotte. The 6-foot-7 guard earned second-team All-Conference USA accolades last season, averaging a team-high 13.8 points and 5.3 rebounds per game while shooting almost 40 percent from 3-point range. He closed the season with a flourish, earning MVP honors as Charlotte won the CBI title to cap a 22-win season. Williams is a three-level scorer who moves well without the ball well and can create opportunities for himself and others. He also has the length to guard with a nearly seven-foot wingspan. Williams, who did not arrive on campus until July, found his footing quickly for the Huskers in Spain, averaging 16.3 points per game while shooting 55 percent from the field. He led NU with 28 points on 10-of-14 in the Huskers 89-84 overtime win in Madrid. He comes from a basketball family as his father (Henry) scored over 2,000 points in college before playing overseas professionally for a decade.

BEFORE NEBRASKA

Williams played three seasons at Charlotte, totaling 801 points and 329 rebounds in 88 career games.

Last season, he played in all 32 games for the 49ers, averaging a team-high 13.8 points per game as Charlotte went 22-14 and won the 2023 College Basketball Invitational. A second-team All-Conference USA pick, Williams ranked among C-USA leaders in scoring (eighth), rebounding (15th), free throw percentage (.843, fifth) and 3-pointers per game (1.6, 14th). He was named the MVP of the CBI after averaging 16.3 points, 7.8 rebounds and 3.0 assists per game in Charlotte's tournament run. He posted a pair of double-doubles in the event, including a 14-point, 11-rebound effort in the semifinals. Williams, who missed the 2021-22 season with a knee injury, was a two-time C-USA player of the Week and earned USBWA National Player of the Week in early January after averaging 31.0 points on 78 percent shooting, 5.5 rebounds and 1.5 assists per game in a pair of wins. In all, Williams had a trio of 30-point games and 23 double-figure

efforts in 2022-23. He earned his second weekly honor in late February by averaging 19.5 points and 9.0 rebounds per game in wins over North Texas and Rice.

Williams saw significant action in 2020-21, averaging 9.7 points per game while shooting 47 percent from the field and 43 percent from 3-point range. He totaled 14 double-figure efforts, including a season-high 22 points on 7-of-11 shooting in a win over UAB. Williams played in 27 games as a true freshman in 2019-20 and had two double-figure games, including 11 points on 3-of-5 from 3-point range in his collegiate debut against James Madison.

He was one of the top 20 seniors in the state of North Carolina at Hopewell High School. As a senior, he was

a second-team Charlotte Observer All-Mecklenburg County pick after averaging 21.2 points and 5.3 rebounds as a senior.

A two-time All-District 9 and I-Meck All-Conference honoree, he totaled over 1,000 points in his high school career. He averaged 18 points per game as a junior to garner all-district and all-conference honors for the first time. He played AAU ball with Team Loaded 704 for Coach Ed Addie, winning the Adidas Classic Finale Silver Division Championship in 2018.

PERSONAL

Brice is the son of Katrina and the late Henry Williams and was born July 5, 2001 in Charlotte, N.C. He has two older siblings (Kristen and Lauren). Brice graduated from Charlotte with a degree in mass communication studies in July of 2023 and is in NU's graduate program. Williams is the first Husker basketball player from North Carolina since 2018-19 (Isaac Copeland Jr. and Thomas Allen). Brice's father, Henry, is Charlotte's all-time leading scorer with 2,383 points and had his No. 34 jersey retired in 1992. A second-round pick of the San Antonio Spurs in 1992, he played a decade overseas and was the Italian League MVP in 1995-96.

CAREER HIGHS (INCLUDES CHARLOTTE)

Points	32, UAB (3/4/23)
Rebounds	13, Rice (2/25/23)
Field Goals	12, UAB (3/4/23)
Free Throws	11, Middle Tenn. St. (12/29/22)
3-point FG	4, vs. Milwaukee (3/20/23)
Assists	4, vs. Milwaukee (3/20/23)
Steals	3, Two times (last, 3/18/23)
Blocks	3, Two times (last, 3/20/23)
Minutes	46, UAB (3/4/23)



CAREER STATS

vs. All Opponents

Year	G-GS	MP	Avg.	FG	FGA	Pct.	3FG	3FGA	Pct.	FT	FTA	Pct.	Rebounds			F-DQ	A	TO	B	S	Pts.	Avg.	
													Off.	Def	Total								
2019-20*	27-0	245	9.1	23	62	.371	9	30	.300	8	12	.667	5	35	40	1.5	18-0	4	11	7	6	63	2.3
2020-21*	25-14	737	29.5	86	182	.473	31	72	.431	40	57	.702	20	79	99	4.0	54-0	25	27	11	19	243	9.7
2022-23*	36-13	974	27.1	170	355	.479	58	146	.397	97	115	.843	28	162	190	5.3	48-1	43	46	13	20	495	13.8
All*	88-27	1956	22.2	279	599	.466	98	248	.395	145	184	.788	53	276	329	3.7	120-1	72	84	31	45	801	9.1

*- at Charlotte

2023-24 HUSKERS

N 2023-24 NEBRASKA BASKETBALL CAREER GAME-BY-GAME TOTALS

#0 CJ WILCHER

2020-21 GAME-BY-GAME (15 GAMES, 1 START - AT XAVIER)

Opponent	MP	FG-A	3FG-A	FT-A	R	F	A	B	S	Pts
at Cincinnati	3	0-1	0-1	0-0	0	1	0	0	0	0
Oklahoma	7	0-1	0-1	2-2	1	1	0	0	1	2
Marquette	4	0-0	0-0	0-0	0	1	0	0	1	0
at No. 23 Creighton	2	0-0	0-0	0-0	0	1	0	0	0	0
Seton Hall	6	1-2	1-2	0-0	0	0	1	0	0	3
Providence	6	2-4	2-3	0-0	1	0	0	0	0	6
at Butler	10	2-3	1-2	0-0	0	1	0	0	0	5
UConn	11	2-4	1-3	0-0	2	0	0	0	0	5
at St. John's (NY)	11	1-3	1-3	0-0	0	0	0	0	0	3
Butler	6	0-0	0-0	0-0	2	1	1	0	1	0
at Providence	3	1-2	0-1	0-0	1	0	0	0	0	2
No. 11 Creighton	10	1-2	1-2	0-0	1	1	1	0	0	3
at Georgetown	20	1-6	0-3	2-2	6	3	1	1	1	4
at Marquette *	32	4-9	2-5	0-0	1	0	1	1	1	10
vs. Butler	20	3-8	1-3	0-0	1	1	0	0	0	7
Totals	151	18-45	10-29	4-4	16	8	5	1	5	50

2021-22 GAME-BY-GAME (32 GAMES, 2 STARTS)

Opponent	MP	FG-A	3FG-A	FT-A	R	F	A	B	S	Pts
W. Illinois #	32	2-4	2-4	1-2	3	3	1	0	0	7
Sam Houston	18	1-4	0-3	1-2	4	0	0	0	1	3
Creighton	31	6-11	3-6	0-0	4	1	1	0	2	15
Idaho State	24	4-5	2-3	0-0	4	1	2	0	3	10
Southern	26	1-3	1-3	0-0	2	2	4	0	0	3
Tennessee State	27	5-10	3-7	2-2	4	1	1	0	0	15
South Dakota	20	2-6	1-3	0-0	4	1	2	1	0	5
at NC State	37	1-8	0-7	0-0	4	5	2	0	2	2
at Indiana *	24	1-4	1-4	0-0	3	0	1	0	1	3
Michigan *	18	1-8	0-5	0-0	2	1	0	0	1	2
vs. No. 18 Auburn	25	6-9	4-6	1-2	1	2	0	0	0	17
Kansas State	24	1-5	1-4	3-4	3	1	0	0	2	6
Kennesaw State	16	3-4	1-2	1-2	0	1	0	1	1	8
No. 13 Ohio State *	34	5-8	3-4	0-0	1	2	1	0	0	13
at No. 10 Michigan St. *	21	4-9	2-4	0-1	1	1	0	0	1	10
at Rutgers *	26	4-6	2-4	1-2	0	1	1	0	0	11
No. 25 Illinois *	22	2-5	1-3	1-2	2	0	0	0	1	6
at No. 7 Purdue *	28	4-7	2-5	0-0	1	1	1	0	0	10
Indiana *	20	2-5	1-3	1-2	3	0	1	0	0	6
No. 11 Wisconsin *	19	1-6	1-4	0-0	2	0	0	0	1	3
Rutgers *	23	1-6	1-3	1-2	6	1	1	0	1	4
at Michigan *	32	2-4	2-3	2-2	4	1	0	0	2	8
Northwestern *	28	6-10	3-6	0-0	1	0	1	1	1	15
Minnesota *	20	3-5	3-5	0-0	3	1	0	0	0	9
at Iowa *	21	2-7	1-4	0-0	2	2	1	0	1	5
Maryland *	30	3-7	1-3	3-4	1	3	1	0	0	10
at Northwestern *	17	1-3	0-2	2-1	0	3	0	1	4	4
No. 25 Iowa *	20	5-7	2-4	2-2	2	1	1	0	0	14
at Penn State *	21	3-4	3-3	0-1	2	1	0	0	2	9
at No. 23 Ohio State *	33	6-11	3-5	0-0	2	2	0	0	1	15
at No. 10 Wisconsin *	37	4-7	2-5	0-1	1	2	0	0	0	10
vs. Northwestern ^	12	0-1	0-1	0-0	0	4	0	0	0	0
Totals	786	92-199	52-128	22-35	73	42	26	3	25	258

2022-23 GAME-BY-GAME (32 GAMES, 24 STARTS)

Opponent	MP	FG-A	3FG-A	FT-A	R	F	A	B	S	Pts
Maine #	24	2-8	1-5	2-2	1	2	1	0	0	7
Omaha #	32	8-12	4-7	1-3	1	0	2	2	0	21
at St. John's #	28	2-8	1-6	1-1	1	1	1	1	1	6
Arkansas-Pine Bluff #	32	5-9	3-3	2-3	2	0	3	0	1	15
vs. Oklahoma #	35	4-10	0-3	1-3	5	2	0	0	2	9
vs. Memphis #	32	2-7	1-5	0-0	3	0	4	0	1	5
vs. Florida State #	32	5-10	3-6	0-2	1	0	3	0	0	13
Boston College #	28	5-11	4-7	0-2	3	3	0	0	0	14
at No. 7 Creighton #	34	1-7	0-5	0-0	4	1	1	0	1	2
at No. 14 Indiana # *	32	7-13	2-6	6-6	2	0	0	0	1	22
No. 4 Purdue # *	37	0-6	0-3	0-0	1	3	3	0	0	0
at Kansas State #	26	1-7	1-4	0-0	4	1	1	0	0	3
Queens #	21	2-8	2-7	0-0	4	2	1	0	0	6
Iowa # *	30	4-8	3-6	2-2	1	0	3	1	1	13
at Michigan State # *	28	2-9	1-4	1-2	3	3	2	0	0	6
at Minnesota # *	38	2-5	0-3	1-2	5	2	2	0	1	5
Illinois # *	32	4-8	0-1	0-0	4	1	0	0	0	8
at Purdue # *	20	1-4	0-1	0-0	1	1	0	0	0	2
Ohio State # *	20	2-8	1-4	1-2	4	1	0	0	0	6
at Penn State # *	30	4-6	3-5	0-0	2	1	0	0	0	11
Northwestern # *	19	1-3	1-3	0-0	1	0	0	0	0	3
at Maryland # *	24	1-5	0-2	2-3	1	3	3	0	0	4
at Illinois # *	26	3-7	2-4	0-0	1	3	1	0	1	8
Penn State # *	14	1-4	0-2	0-0	1	1	0	0	2	2
at Michigan # *	19	3-8	1-5	0-0	2	5	1	0	0	7
Wisconsin # *	10	1-3	0-2	0-0	0	0	0	1	0	2
at Rutgers # *	32	6-11	5-9	0-0	4	4	4	0	1	17
Maryland # *	28	2-4	0-2	0-0	4	2	0	1	0	4



C.J. Wilcher had 23 career double-figure games at Nebraska, including 10 points against Maryland in 2022.

Minnesota # *	27	5-9	0-3	2-2	6	1	2	0	1	12
Michigan State # *	21	1-5	0-3	0-0	1	4	2	0	1	2
at Iowa # *	30	5-7	2-4	0-0	5	2	2	0	1	12
vs. Minnesota # ^	28	3-8	1-4	1-1	0	3	2	0	2	8
Totals	869	95-238	42-134	23-36	78	52	44	6	18	255

#1 SAM HOIBERG

2022-23 GAME-BY-GAME (21 GAMES, 1 START)

Opponent	MP	FG-A	3FG-A	FT-A	R	F	A	B	S	Pts
Omaha	1	0-0	0-0	0-0	0	0	0	0	0	0
at St. John's	2	0-1	0-1	0-0	0	1	0	0	0	0
Arkansas-Pine Bluff	2	1-2	0-1	0-0	1	0	0	0	1	2
vs. Oklahoma	1	0-0	0-0	0-0	0	0	0	0	0	0
Boston College	1	0-0	0-0	0-0	0	0	0	0	0	0
at No. 14 Indiana *	1	0-0	0-0	2-2	1	0	0	0	0	2
Iowa *	1	0-1	0-1	0-0	1	0	0	0	0	0
at Michigan State *	2	0-0	0-0	3-4	0	1	0	0	0	3
Illinois *	1	0-0	0-0	0-0	0	0	0	0	0	0
Northwestern *	18	3-5	0-2	0-0	6	0	1	0	0	6
at Maryland *	26	6-8	3-3	0-0	3	2	0	0	0	15
at Illinois # *	11	0-1	0-0	0-0	1	0	0	0	0	0
Penn State *	20	2-3	0-0	3-4	2	0	1	0	1	7
at Michigan *	19	2-2	1-1	0-0	0	0	1	0	1	5
Wisconsin *	19	1-3	1-2	0-0	3	1	0	0	2	3
at Rutgers *	23	2-3	1-2	2-2	2	2	1	1	1	7
Maryland *	37	3-5	1-3	2-2	6	3	1	0	2	9
Minnesota *	23	3-5	0-1	5-5	6	1	0	0	2	11
Michigan State *	23	4-4	0-2	5-6	4	2	0	0	1	5
at Iowa *	17	3-5	2-3	1-3	2	2	1	0	0	9
vs. Minnesota ^	18	1-1	0-0	0-0	0	4	1	0	2	2
Totals	266	27-49	9-22	23-28	38	19	7	1	13	86

#3 BRICE WILLIAMS

2019-20 GAME-BY-GAME (27 GAMES, 0 STARTS - AT CHARLOTTE)

Opponent	MP	FG-A	3FG-A	FT-A	R	F	A	B	S	Pts
at James Madison	17	4-7	3-5	0-1	5	1	0	0	0	11
Davidson	19	2-7	1-2	2-2	1	0	0	1	0	7
Wake Forest	12	0-3	0-1	0-0	2	2	0	1	0	0
at Appalachian State	18	2-5	0-2	0-0	2	1	0	0	0	4
at Georgia State	6	1-3	0-1	0-0	0	0	0	0	0	2
USC Upstate	18	3-4	1-1	0-0	3	1	0	0	0	7
UNC Asheville	7	0-0	0-0	0-0	0	1	0	0	1	0
at UNC Wilmington	5	1-1	1-1	0-0	1	2	0	0	0	3
Valparaiso	4	0-1	0-0	0-0	1	0	0	0	0	0
Maryland-Eastern Shore	10	1-4	0-1	0-2	2	0	1	0	0	2
at East Carolina	6	0-1	0-1	0-0	1	2	0	1	0	0
UAB	6	0-0	0-0	0-0	2	0	0	0	0	0
Old Dominion	1	0-0	0-0	0-0	0	0	0	0	0	0
at Marshall	3	0-0	0-0	0-0	0	0	0	0	0	0

at Western Kentucky	16	3-5	1-1	2-2	2	1	0	0	3	9
at Old Dominion	5	0-1	0-1	0-0	2	0	0	0	0	0
Florida Atlantic	9	0-2	0-1	0-0	1	0	0	0	0	0
Florida International	7	0-2	0-1	0-0	3	0	0	0	0	0
at Louisiana Tech	12	3-4	2-3	2-2	3	2	0	0	0	10
at Southern Miss	7	1-2	0-1	2-2	3	2	1	1	0	4
UTEP	3	0-1	0-1	0-0	0	0	0	0	0	0
at North Texas	3	0-0	0-0	0-0	0	0	0	0	0	0
at Rice	6	0-2	0-2	0-0	0	0	0	0	1	0
at Western Kentucky	8	0-1	0-1	0-0	2	1	0	1	1	0
Florida International	5	0-0	0-0	0-0	0	0	0	0	0	0
North Texas	15	1-4	0-2	0-1	2	0	2	0	0	2
at Louisiana Tech	17	1-2	0-1	0-0	2	2	0	2	0	2
Totals	245	23-62	9-30	8-12	40	18	4	7	6	63

2020-21 GAME-BY-GAME

vs. Tulsa	12	0-1	0-1	2-2	3	0	0	0	0	2
vs. Massachusetts	26	2-8	1-4	4-4	1	1	3	0	2	9
at Detroit Mercy	34	6-14	1-3	3-4	8	2	1	0	1	16
Presbyterian	20	5-9	1-2	3-3	4	0	1	0	1	14
at Davidson	16	0-2	0-0	0-0	1	2	0	0	1	0
Appalachian State	11	1-6	1-3	0-0	2	0	0	0	0	3
Detroit Mercy	8	0-2	0-1	0-0	0	1	2	0	0	0
at Monmouth	18	4-6	2-2	0-0	1	1	1	1	0	10
at UAB	22	4-6	3-4	3-4	3	4	0	0	1	14
Middle Tennessee State	27	9-11	2-3	11-13	4	1	2	0	0	31
Louisiana Tech	28	9-12	3-6	10-14	6	1	1	0	0	31
at Florida International	29	4-15	2-7	0-0	7	1	0	0	0	10
at Florida Atlantic	27	6-10	2-3	2-2	8	0	2	0	0	16
UTSA	25	4-9	0-4	1-3	6	3	1	0	2	9
UTEP	20	3-9	2-2	0-0	3	5	0	0	0	8
at Middle Tennessee St	24	3-7	0-3	0-0	5	1	1	0	0	6
at Western Kentucky	34	11-16	3-6	2-2	7	1	1	0	0	27
at Rice	31	4-9	0-4	0-0	7	3	0	0	1	8
Florida International #	36	8-15	4-10	7-7	6	1	0	0	0	27
Florida Atlantic #	31	4-11	2-6	4-4	8	1	2	0	2	14
at UTEP	22	3-5	3-4	0-0	1	0	0	0	1	9
at North Texas	22	0-5	0-4	0-0	2	0	0	0	0	0
Western Kentucky #	39	3-10	2-6	0-1	9	1	1	1	2	8
at Louisiana Tech #	29	6-9	1-2	2-2	1	0	1	0	0	15
North Texas #	33	4-13	1-4	5-6	5	1	1	0	0	14
Rice #	34	9-15	3-3	4-4	13	2	2	1	0	25
at UTSA #	28	8-16	2-6	2-3	11	3	1	1	0	20
UAB #	46	12-24	4-10	4-6	6	2	2	3	0	32
vs Middle Tenn. St. #	34	6-11	1-3	0-1	3	0	2	0	0	13
vs. Western Carolina #	37	5-11	2-5	8-8	10	1	2	1	3	20
vs. Millwaukee #	34	9-16	4-7	3-3	5	3	4	3	0	25
vs. Radford #	35	3-11	0-5	8-8	11	2	3	0	0	14
vs. Eastern Kentucky #	34	2-6	1-4	1-2	5	1	3	2	0	6
Totals	974	170-355	58-146	97-115	190	48	43	13	20	495

#4 JUWAN GRAY
2020-21 GAME-BY-GAME
(30 GAMES, 2 STARTS - AT ALABAMA)

Opponent	MP	FG-A	3FG-A	FT-A	R	F	A	B	S	Pts
Jacksonville State	3	0-2	0-0	0-0	0	0	0	0	0	0
vs. Stanford	4	0-1	0-1	1-2	0	0	0	0	0	1
vs. Providence	2	0-0	0-0	0-0	1	0	0	0	0	0
vs. Clemson	3	0-0	0-0	0-0	0	1	0	0	0	0
Furman	8	4-5	0-0	2-4	3	0	0	0	0	10
Western Kentucky	7	1-1	0-0	0-0	1	0	0	0	0	2
East Tennessee State	15	3-5	0-0	0-2	4	2	0	1	1	6
Ole Miss	3	0-0	0-0	0-0	0	2	0	0	1	0
at No. 7 Tennessee	0	0-0	0-0	0-0	0	0	0	0	0	0
Florida	3	0-2	0-0	0-0	2	0	0	0	0	0
at Auburn	2	0-2	0-2	0-0	0	1	0	0	0	0
at Kentucky	13	2-7	0-0	0-2	5	1	0	0	1	4
Arkansas	7	4-4	1-1	0-0	3	2	0	3	1	9
at LSU	8	0-0	0-0	0-0	3	2	1	0	0	0
Mississippi St.	6	0-2	0-0	2-2	0	1	1	0	0	2
Kentucky	16	3-6	0-1	0-2	3	2	0	1	1	6
at No. 24 Oklahoma	4	0-1	0-1	0-0	1	1	0	0	0	0
LSU	14	6-8	0-1	0-0	7	3	0	1	2	12
at No. 18 Missouri	10	0-2	0-0	3-4	4	0	1	0	1	3
at South Carolina #	2	1-2	0-0	0-0	1	1	0	0	0	2
at No. 20 Arkansas	16	4-8	0-2	1-2	9	4	0	2	0	9
at Mississippi St.	7	1-1	0-0	1-2	0	2	0	0	2	3
Auburn	11	2-3	0-0	0-0	4	1	0	0	1	4
at Georgia	8	0-4	0-0	0-0	5	0	0	1	0	0
vs. Mississippi St.	14	4-4	0-0	3-3	2	4	0	1	0	11
vs. Tennessee	11	1-2	0-0	1-1	3	0	0	0	0	3
vs. LSU	17	4-6	0-0	0-1	8	2	1	1	1	8
vs. Iowa %	20	2-2	0-0	2-3	4	3	0	0	1	6
vs. Maryland %	25	2-4	0-0	2-2	7	0	1	1	0	6
vs. UCLA %	24	4-5	0-0	0-2	5	5	0	0	1	8
Totals	283	48-89	1-9	18-34	85	40	5	12	14	115

2021-22 GAME-BY-GAME
(29 GAMES, 16 STARTS - AT ALABAMA)

Opponent	MP	FG-A	3FG-A	FT-A	R	F	A	B	S	Pts
Louisiana Tech	21	6-10	0-3	0-0	10	1	1	0	3	12
South Dakota State	8	0-1	0-1	0-0	2	1	1	0	0	0
vs. Iowa	20	2-3	0-0	0-2	7	2	0	0	0	4
vs. Drake #	27	6-9	0-0	2-4	10	4	0	0	2	14
vs. Miami (Fla) #	16	5-7	0-1	3-4	5	2	1	0	1	13
vs. No. 3 Gonzaga #	17	2-8	1-5	2-2	2	4	1	1	1	7
No. 14 Houston #	29	6-13	1-3	6-9	4	4	0	1	0	19
at Memphis #	21	3-6	1-2	0-0	2	5	0	0	0	7
Jacksonville State #	15	2-3	0-1	0-0	0	3	0	0	1	0
vs. Davidson #	24	4-5	3-4	4-5	8	1	0	1	0	15
No. 14 Tennessee #	21	1-3	0-1	0-0	4	4	0	1	3	2
at Florida #	28	7-11	1-3	4-4	8	0	1	1	2	19
at Missouri #	25	4-8	0-2	1-3	3	4	0	1	1	9
No. 4 Auburn #	6	2-3	0-1	0-0	1	4	0	0	0	4
at Mississippi State	9	1-3	0-2	0-0	4	0	0	1	0	2
No. 13 LSU	7	0-2	0-1	0-0	2	1	0	1	0	0
No. 4 Baylor	27	7-8	0-0	1-2	3	0	0	1	0	15
at No. 1 Auburn #	18	1-2	0-0	1-2	6	4	0	0	1	3
No. 5 Kentucky #	21	2-6	0-2	2-6	4	1	2	1	0	6
at Ole Miss #	11	2-3	0-0	2-2	1	0	0	0	0	6
Arkansas #	6	1-3	0-1	0-0	1	2	0	0	0	2
Mississippi State	8	1-1	0-0	0-0	2	1	0	0	1	2
at No. 4 Kentucky #	12	1-3	1-2	0-2	2	1	0	1	0	3
at Vanderbilt	3	0-3	0-2	0-0	0	2	0	0	0	0
South Carolina	10	0-3	0-1	2-2	4	1	0	0	0	2
Texas A&M	6	2-3	0-0	0-0	0	1	0	1	0	4
at LSU	6	0-1	0-1	2-2	2	0	0	0	0	2
vs Vanderbilt	8	1-2	0-0	0-0	2	2	1	0	0	2
vs Notre Dame %	23	4-9	1-2	1-3	4	2	1	3	2	10
Totals	453	73-142	9-41	33-54	99	61	9	16	17	188

2022-23 GAME-BY-GAME (17 GAMES, 17 STARTS)

Opponent	MP	FG-A	3FG-A	FT-A	R	F	A	B	S	Pts
Maine #	30	5-15	1-4	3-6	11	0	0	0	1	14
Omaha #	17	0-2	0-0	0-0	1	2	0	0	1	0
at St. John's #	31	4-14	0-5	0-0	11	3	0	0	3	8
Arkansas-Pine Bluff #	31	6-10	2-5	3-6	7	1	2	0	3	17
vs. Oklahoma #	34	7-13	2-5	0-0	7	2	0	1	0	16
vs. Memphis #	32	2-11	2-7	0-0	4	3	2	0	3	6
vs. Florida State #	28	5-8	0-1	0-0	4	4	3	0	3	10
Boston College #	27	4-9	1-4	1-1	4	0	0	1	0	10
at No. 7 Creighton #	35	5-5	1-1	1-2	9	0	1	0	1	12
at No. 14 Indiana #*	31	1-6	0-2	2-2	7	2	0	0	2	4
No. 4 Purdue #*	33	2-7	2-6	0-1	8	4	2	1	2	6
at Kansas State #	29	3-9	0-2	2-2	11	3	1	1	4	8
Queens #	29	4-7	0-2	3-4	7	2	1	0	0	11
Iowa #*	37	6-11	2-5	0-2	9	2	1	1	1	14
at Michigan State #*	29	2-6	0-2	0-0	1	2	0	2	0	4
at Minnesota #*	33	7-11	1-4	3-3	6	1	1	0	0	18
Illinois #*	16	1-3	1-2	0-0	3	1	0	2	0	3
Totals	502	64-147	15-57	18-29	110	32	14	9	24	161

#5 AHRON ULIS
2020-21 GAME-BY-GAME
(17 GAMES, 0 STARTS - AT IOWA)

Opponent	MP	FG-A	3FG-A	FT-A	R	F	A	B	S	Pts
North Carolina Central	9	0-0	0-0	5-6	2	0	1	0	0	5
Southern	10	1-2	0-1	4-4	0	1	1	0	0	6
Western Illinois	8	0-0	0-0	2-2	1	0	2	0	0	2
Iowa State	5	0-1	0-1	2-2	0	0	1	0	0	2
Northern Illinois	13	2-4	0-1	0-0	0	0	2	0	0	4
at No. 14 Rutgers *	14	1-2	0-0	0-0	3	0	4	0	0	2
at Maryland *	2	0-0	0-0	0-0	0	0	0	0	0	0
at Northwestern *	4	0-0	0-0	2-2	0	1	0	0	0	2
Indiana *	0	0-0	0-0	0-0	0	1	0	0	0	0
Michigan State *	2	0-0	0-0	2-2	1	0	1	0	0	2
No. 7 Ohio State *	0	0-0	0-0	0-0	0	0	0	0	0	0
at Indiana *	5	0-1	0-0	0-0	1	0	0	0	0	0
No. 25 Rutgers *	3	0-1	0-0	0-0	0	1	0	0	0	0
at Michigan State *	7	0-1	0-0	0-0	3	1	0	0	0	0
at No. 3 Michigan *	6	0-1	0-0	0-0	0	1	0	0	0	0
Nebraska *	11	1-2	0-0	0-0	2	2	4	0	1	2
vs. Oregon %	12	0-0	0-0	1-2	2	0	4	1	0	1
Totals	119	5-15	0-3	18-20	15	8	20	1	1	28

2021-22 GAME-BY-GAME
(35 GAMES, 0 STARTS - AT IOWA)

Opponent	MP	FG-A	3FG-A	FT-A	R	F	A	B	S	Pts
Longwood	19	3-4	0-0	0-0	4	3	5	0	0	6
Kansas City	13	2-2	0-0	0-1	0	0	1	0	1	4
N.C. Central	21	2-5	1-1	7-8	3	1	4	0	1	12
Alabama State	15	0-3	0-2	0-1	0	4	1	0	2	0
Western Michigan	18	1-4	0-0	0-0	2	0	8	0	1	2





at Eastern Illinois #	36	3-9	3-7	2-2	5	4	8	0	1	11
Evansville #	25	5-9	3-6	2-2	4	4	2	2	3	15
vs Illinois State #	34	6-16	2-6	2-2	5	2	7	1	1	16
Georgia Southern #	33	3-11	1-7	5-5	3	1	3	0	0	12
Chicago State #	38	6-15	2-8	2-5	5	4	2	1	1	16
at Toledo #	35	9-18	4-8	4-5	0	3	2	0	0	26
Akron #	38	5-14	1-3	4-4	6	1	0	0	1	15
at Ohio #	39	7-15	3-9	0-2	2	2	4	0	2	17
Miami (Ohio) #	27	3-14	1-6	2-3	8	4	5	0	0	9
Western Michigan #	38	8-16	2-7	4-5	8	2	7	0	4	22
at Kent State 3	29	1-9	1-3	4-5	5	2	1	0	1	7
Buffalo #	35	10-21	7-10	0-0	4	2	2	0	3	27
at NIU #	36	7-15	4-10	2-3	4	2	6	0	2	20
at Bowling Green #	39	7-14	2-5	3-4	6	1	2	0	2	19
Eastern Michigan #	43	5-15	5-11	3-4	10	2	5	1	0	18
at Central Michigan #	35	2-10	0-5	0-0	5	2	3	0	2	4
Bowling Green #	27	4-8	3-7	2-6	7	4	4	0	1	13
NIU #	38	5-12	3-7	4-5	1	2	8	0	2	17
at Western Michigan #	37	6-13	2-7	1-2	4	4	4	0	0	15
Kent State #	38	0-8	0-4	9-10	3	2	8	0	0	9
at Eastern Michigan #	34	3-12	2-8	1-1	6	3	3	0	1	9
vs. Ohio #	32	4-12	0-5	2-2	2	1	5	0	0	10
Totals	1028	143-380	68-193	76-98	146	76	115	10	40	430

#10 JAMARQUES LAWRENCE

2022-23 GAME-BY-GAME (28 GAMES, 12 STARTS)										
Opponent	MP	FG-A	3FG-A	FT-A	R	F	A	B	S	Pts
Maine	DNP									
Omaha	15	0-0	0-0	1-2	0	1	0	0	1	1
at St. John's	8	1-4	1-3	0-0	0	0	0	0	0	3
Arkansas-Pine Bluff	5	0-1	0-1	0-0	0	0	0	0	0	0
vs. Oklahoma	1	0-0	0-0	0-0	0	0	0	0	0	0
vs. Memphis	DNP									
vs. Florida State	5	0-1	0-1	0-0	0	0	1	0	0	0
Boston College	9	0-0	0-0	0-0	0	0	0	0	0	0
at No. 7 Creighton	DNP									
at No. 14 Indiana *	14	0-3	0-1	0-0	0	1	0	0	0	0
No. 4 Purdue *	2	0-1	0-0	0-0	0	1	0	0	0	0
at Kansas State	19	3-4	2-3	1-2	5	3	1	0	1	9
Queens	10	2-2	0-1	0-0	2	3	1	1	1	0
Iowa *	4	1-1	1-1	0-0	1	1	0	0	0	3
at Michigan State *	6	0-0	0-0	0-0	0	0	1	0	0	0
at Minnesota *	DNP									
Illinois *	15	1-4	1-3	0-0	1	2	1	0	0	3
at Purdue *	22	3-7	0-0	2	3	0	0	0	0	6
Ohio State *	19	2-3	1-2	0-0	4	0	0	0	0	5
at Penn State *	15	1-3	0-0	0-5	4	1	0	0	0	2
Northwestern #	33	4-9	4-8	0-0	2	2	3	0	0	12
at Maryland #	22	3-4	1-2	0-0	0	3	3	0	0	7
at Illinois #	24	2-6	1-5	0-0	2	4	0	0	0	5
Penn State #	30	3-6	3-4	2-2	9	0	3	1	2	11
at Michigan #	24	0-4	0-2	3-4	3	4	1	0	1	3
Wisconsin #	35	4-9	1-4	2-4	4	1	1	1	2	11
at Rutgers #	28	2-8	1-6	0-4	0	3	1	1	1	5
Maryland #	18	0-5	0-2	1-2	3	0	0	0	0	1
Minnesota #	30	4-9	2-6	1-6	3	1	0	0	1	11
Michigan State #	33	7-10	1-4	0-0	4	4	0	0	1	15
at Iowa #	27	5-9	5-8	0-0	5	4	4	0	0	15
vs. Minnesota #	36	4-10	3-6	1-2	3	2	2	0	0	12
Totals	509	50-123	28-75	12-31	61	41	28	4	11	140

#15 BLAISE KEITA

2022-23 GAME-BY-GAME (28 GAMES, 12 STARTS)										
Opponent	MP	FG-A	3FG-A	FT-A	R	F	A	B	S	Pts
Maine #	10	1-3	0-0	0-0	1	0	1	0	0	2
Omaha #	27	4-6	0-0	1-2	12	3	1	0	0	9
at St. John's #	11	0-3	0-0	0-3	5	3	0	0	0	0
Arkansas-Pine Bluff #	24	6-7	0-0	2-5	10	0	2	0	1	14
vs. Oklahoma #	19	2-4	0-0	1-1	5	0	2	2	0	4
vs. Memphis	2	0-0	0-0	0-0	1	1	0	0	0	0
vs. Florida State	2	0-0	0-0	0-0	0	1	0	0	0	0
Boston College	18	2-2	0-0	1-2	8	3	2	0	1	5
at Creighton	7	0-1	0-0	0-0	1	0	0	0	0	0
at No. 14 Indiana *	6	1-1	0-0	0-0	0	0	0	0	0	2
No. 4 Purdue *	12	1-2	0-0	0-0	5	2	0	0	0	2
at Kansas State	2	0-0	0-0	0-0	0	1	0	0	0	0
Queens	7	0-0	0-0	0-0	2	1	1	1	0	0
at Minnesota *	3	0-0	0-0	0-0	0	0	0	0	0	0
Illinois *	4	0-2	0-0	0-0	1	0	1	0	0	0
at Purdue *	2	0-0	0-0	0-0	0	1	0	0	0	0
at Illinois *	11	0-0	0-0	1-2	4	1	0	1	0	1
at Michigan *	2	0-1	0-0	0-0	0	0	0	0	0	0
Wisconsin *	23	1-2	0-0	0-0	11	2	0	0	2	2
at Rutgers *	4	0-0	0-0	0-0	0	1	0	0	0	0
Maryland *	16	0-1	0-0	1-2	8	3	0	1	1	1
Totals	212	18-35	0-0	6-17	74	22	11	5	5	42

#24 JEFFREY GRACE III

2022-23 GAME-BY-GAME (28 GAMES, 12 STARTS)										
Opponent	MP	FG-A	3FG-A	FT-A	R	F	A	B	S	Pts
Omaha	1	0-1	0-1	0-0	0	0	0	0	0	0
Arkansas-Pine Bluff	1	1-1	0-0	0-0	1	0	0	0	0	2
vs. Florida State	1	0-0	0-0	0-0	0	0	0	0	0	0
Boston College	1	0-0	0-0	0-0	0	0	1	0	0	0
Iowa *	1	0-0	0-0	0-0	0	0	0	0	0	0
at Michigan State *	2	0-0	0-0	0-0	0	0	0	0	0	0
Illinois *	1	0-0	0-0	0-0	0	0	0	0	0	0
Northwestern *	1	0-0	0-0	0-0	1	0	0	0	0	0
at Maryland *	2	0-0	0-0	0-2	0	0	0	0	1	0
at Michigan *	1	0-0	0-0	2-2	1	0	0	0	0	2
Michigan State *	0	0-0	0-0	0-0	0	0	0	0	0	0
Totals	12	1-2	0-1	2-4	3	0	1	0	1	4

#30 KEISEI TOMINAGA

2021-22 GAME-BY-GAME (30 GAMES, 11 STARTS)										
Opponent	MP	FG-A	3FG-A	FT-A	R	F	A	B	S	Pts
W. Illinois	18	1-5	1-5	0-0	1	0	0	0	3	3
Sam Houston	10	0-2	0-2	0-0	2	0	0	0	0	0
Creighton	10	0-2	0-1	0-0	0	0	0	0	1	0
Idaho State	17	4-7	1-4	2-3	1	1	0	0	0	11
Southern	11	3-6	2-5	3-4	2	1	0	0	0	11
Tennessee State	8	1-4	0-2	0-0	0	0	0	0	0	2
South Dakota	22	8-11	5-6	2-2	0	2	2	0	2	23
at NC State	44	5-14	5-11	1-1	2	1	0	0	2	16
at Indiana #	22	2-7	1-5	0-0	3	1	0	0	1	5
Michigan #	34	4-14	3-11	0-0	3	0	1	0	0	11
vs. No. 18 Auburn #	24	1-5	1-4	0-0	2	0	1	0	3	3
Kansas State #	33	3-13	2-10	0-0	4	1	0	0	3	8
Kennesaw State #	27	7-12	4-7	0-0	1	2	2	0	1	18
No. 13 Ohio State #	17	2-5	1-4	2-2	0	1	1	0	0	7
at No. 10 Michigan St. #	21	1-4	1-4	0-0	2	2	1	0	1	3
at Rutgers #	22	2-5	2-5	0-0	1	2	2	0	0	6
No. 25 Illinois #	26	3-6	2-3	0-0	2	1	1	0	1	8
at No. 7 Purdue #	16	4-5	2-3	1-2	3	1	1	0	2	11
Indiana #	16	1-2	0-0	0-0	0	1	1	0	1	2
No. 11 Wisconsin *	9	0-1	0-0	0-0	1	1	1	0	0	0
Rutgers *	5	0-3	0-0	0-0	2	0	0	0	1	0
at Michigan *	16	3-3	1-1	0-0	1	2	1	1	0	7
Northwestern *	15	1-4	0-3	0-0	3	0	0	0	2	3
Minnesota *	7	1-2	1-2	0-0	0	0	0	0	1	3
at Iowa *	12	1-6	1-6	2-2	3	0	1	0	0	5
Maryland *	4	0-0	0-0	0-0	1	0	0	0	0	0
at Northwestern *	13	0-2	0-1	0-0	2	0	1	0	0	0
at Penn State *	4	0-1	0-0	0-0	1	0	0	0	0	0
at No. 10 Wisconsin *	12	1-7	0-4	3-3	2	0	1	0	0	5
vs. Northwestern ^	1	0-0	0-0	0-0	0	0	0	0	0	0
Totals										

2023-24 NEBRASKA BASKETBALL

CAREER GAME-BY-GAME TOTALS

Belmont #	31	9-18	1-3	4-4	11	1	2	0	0	23
Illinois State #	34	6-10	0-1	1-7	5	4	3	1	0	13
at UIC #	31	6-9	0-1	3-4	8	3	3	0	1	15
Southern Illinois #	32	4-12	1-2	3-4	9	1	2	0	0	12
at Northern Iowa #	29	8-12	2-2	0-0	3	1	3	2	0	18
at Illinois State #	33	6-10	2-3	2-2	10	2	5	0	1	16
Murray State #	29	5-10	0-2	4-4	4	3	4	0	1	14
Missouri State #	29	5-11	1-4	0-0	5	1	3	1	1	11
at Southern Illinois #	27	5-11	2-4	1-1	7	4	5	0	0	13
at Valparaiso #	26	7-15	2-3	2-2	9	3	3	0	1	18
Drake #	31	5-7	0-1	2-3	13	3	3	0	0	12
vs. Northern Iowa #	35	12-20	3-5	3-5	9	0	2	2	0	30
vs. Indiana State #	29	1-4	0-1	0-0	5	2	5	1	1	2
vs. Drake #	29	3-6	0-1	0-0	6	0	1	0	0	6
vs Wisconsin #S	31	5-13	1-4	3-5	12	3	0	1	0	14
Totals	833	162-313	24-68	53-72	232	62	70	15	18	401

at CSU Bakersfield #	15	0-1	0-0	0-0	3	4	0	1	1	0
California Baptist #	12	3-5	1-2	0-0	2	1	0	1	0	7
Chicago State #	9	3-4	1-2	2-2	0	3	0	0	0	9
at Utah Valley #	7	1-1	1-1	1-2	1	3	0	0	1	4
Totals	490	59-118	8-31	44-67	118	91	10	18	16	170

at North Dakota #	25	8-12	0-0	2-3	11	3	1	0	1	18
at North Dakota State #	33	8-11	1-1	2-3	5	2	0	0	0	19
South Dakota #	38	6-12	0-2	6-7	12	3	4	1	3	18
South Dakota State #	37	8-12	2-2	3-3	7	5	0	0	0	21
vs South Dakota #	40	4-10	2-4	0-2	4	2	0	0	0	10
Totals	461	82-149	13-36	42-56	104	53	19	8	9	219

2020-21 GAME-BY-GAME (22 GAMES, 22 STARTS - AT KANSAS CITY)

Opponent	MP	FG-A	3FG-A	FT-A	R	F	A	B	S	Pts
Culver-Stockton #	25	9-12	2-4	1-3	6	0	4	0	2	21
Greenville #	19	12-16	0-0	5-8	6	0	1	0	2	29
Southeast Mo. State #	21	3-4	1-2	0-0	4	4	0	1	2	7
at Kansas State #	20	0-7	0-3	1-2	1	4	0	1	1	1
at Minnesota #	21	2-9	1-3	1-2	7	2	0	1	0	6
at Toledo #	25	6-9	1-2	0-1	4	2	2	0	2	13
Kansas Christian #	17	10-11	0-0	4-4	8	1	1	0	2	24
Kansas Christian #	23	9-15	0-1	2-2	13	0	3	1	2	20
at Saint Louis #	39	6-12	0-2	1-4	9	2	1	0	1	13
at North Dakota #	39	6-11	0-1	2-4	11	5	0	1	0	14
at North Dakota #	32	10-15	1-2	2-2	6	4	0	0	0	23
South Dakota #	33	4-11	3-7	0-1	5	4	0	0	0	11
South Dakota #	37	5-9	2-4	7-9	10	2	0	1	0	19
at Oral Roberts #	18	4-5	1-1	2-4	0	3	0	0	1	11
at Oral Roberts #	33	7-9	1-1	2-3	5	5	3	0	1	17
Omaha #	15	0-3	0-0	2-2	2	5	1	0	1	2
Omaha #	40	8-14	1-4	4-9	11	3	5	0	1	21
Denver #	22	5-9	1-2	2-2	3	4	0	0	2	13
Denver #	23	6-12	0-0	1-1	5	5	0	1	0	13
at South Dakota State #	30	4-13	0-3	4-4	3	4	1	0	0	12
at South Dakota State #	24	8-11	1-2	0-0	3	5	2	0	0	17
vs North Dakota State #	37	9-15	0-1	5-7	10	2	3	0	0	23
Totals	593	133-232	16-45	48-74	132	66	27	7	20	330

2021-22 GAME-BY-GAME (17 GAMES, 16 STARTS - AT KANSAS CITY)

Opponent	MP	FG-A	3FG-A	FT-A	R	F	A	B	S	Pts
at Minnesota #	40	7-10	2-3	5-6	5	3	2	2	0	21
at Iowa #	21	1-4	1-2	1-2	3	4	1	0	0	4
at Missouri #	16	0-3	0-1	0-0	4	5	1	0	0	0
Kansas Christian	21	4-8	1-2	8-8	8	0	2	1	1	17
at Idaho State #	16	3-4	0-1	0-0	4	4	0	1	0	6
vs Morehead State #	37	17-17	1-7	2-3	7	4	5	1	1	17
at Arkansas State #	30	6-10	0-2	0-0	9	2	2	1	2	12
Calvary #	3	3-3	2-2	0-1	2	0	0	0	0	8
Green Bay #	18	8-12	0-2	2-6	7	4	0	0	1	18
at SIUE #	36	5-10	1-4	3-4	6	4	1	0	0	14
at St. Thomas	6	2-7	0-0	4-4	7	4	0	0	0	8
at Oral Roberts #	24	2-4	0-1	4-4	3	4	0	1	0	8

2022-23 GAME-BY-GAME (34 GAMES, 34 STARTS - AT NEW MEXICO)

Opponent	MP	FG-A	3FG-A	FT-A	R	F	A	B	S	Pts
Southern Utah #	20	0-1	0-1	0-2	8	4	0	1	0	0
South Alabama #	33	6-8	0-1	1-1	9	0	3	0	0	13
at SMU #	28	8-9	0-0	2-2	9	2	0	2	0	18
Jacksonville State #	28	1-6	0-2	5-8	6	1	1	1	1	7
North Dakota State #	32	2-5	0-2	6-8	9	1	3	0	2	10
Northern Colorado #	28	4-9	1-3	0-0	7	0	2	1	0	9
at Saint Mary's #	37	4-7	0-1	2-7	3	2	0	1	1	10
Western New Mexico #	23	2-4	0-2	3-3	13	3	4	0	0	7
UTSA #	31	5-8	1-2	2-2	6	2	2	3	1	13
vs. San Francisco #	27	3-6	0-2	1-2	8	4	0	1	0	7
Iona #	32	4-6	0-1	2-4	8	4	2	1	0	10
Prairie View #	17	4-6	0-0	0-2	8	4	4	2	0	8
Colorado State #	24	2-3	0-1	0-0	2	3	1	0	0	4
at Wyoming #	38	7-12	1-2	0-4	15	2	0	1	0	15
at Fresno State #	34	2-6	1-3	2-2	5	1	2	0	1	7
UNLV #	34	2-6	0-0	0-0	7	1	1	0	1	4
Oral Roberts #	37	7-10	0-1	1-1	13	1	4	0	1	15
at No. 23 San Diego St. #	32	0-1	0-1	0-0	2	5	0	1	0	0
San Jose State #	35	1-3	0-2	0-0	7	2	1	1	0	2
Boise State #	42	3-4	0-0	2-2	18	4	1	0	0	8
at Nevada #	47	3-4	0-1	2-4	8	3	2	1	2	8
Air Force #	27	3-7	0-1	2-2	7	4	1	2	0	8
at Utah State #	32	3-4	0-0	4-5	3	3	1	0	0	10
Nevada #	32	3-5	0-0	0-0	5	4	0	0	1	6
at Air Force #	27	2-3	0-0	2-4	3	4	1	1	0	6
Wyoming #	39	5-10	2-4	1-1	5	3	1	0	1	13
at San Jose State #	29	3-6	0-0	2-2	6	4	1	0	0	8
at Boise State #	35	3-8	0-2	2-4	5	4	0	1	0	8
No. 22 San Diego State #	34	1-4	0-0	0-0	4	2	2	0	0	2
Fresno State #	23	1-4	0-1	3-4	5	4	3	1	1	5
at Colorado State #	36	5-8	0-1	0-0	8	3	2	1	2	10
vs. Wyoming #	31	6-7	0-0	0-0	6	4	0	1	1	12
vs. Utah State #	34	4-6	0-0	6-7	8	4	1	3	0	14
vs Utah Valley S #	30	4-7	0-1	1-3	8	2	0	2	1	9
Totals	1086	113-203	6-8	54-81	248	95	48	28	17	286

Key: # - Games started; * - Big Ten Conference Games; ^ - Big Ten Tournament; % - NCAA Tournament; S - NIT

2023-24 HUSKERS

#53 JOSIAH ALLICK

2019-20 GAME-BY-GAME (30 GAMES, 12 STARTS - AT KANSAS CITY)

Opponent	MP	FG-A	3FG-A	FT-A	R	F	A	B	S	Pts
Avila #	19	5-5	1-1	2-4	4	4	1	2	1	13
at Oklahoma State	12	2-5	0-2	2-3	1	0	0	1	0	6
at Drake	10	0-1	0-1	0-0	3	4	0	1	0	0
at Milwaukee	8	0-1	0-1	0-0	0	0	0	0	0	0
Bacone	24	4-10	1-1	3-4	10	0	2	1	1	12
vs George Washington	6	0-0	0-0	0-0	2	3	0	2	1	0
vs East Carolina	20	4-6	1-1	1-2	2	4	0	1	1	10
vs Liberty	13	0-2	0-1	2-2	2	3	1	1	0	2
Western Illinois	6	1-2	0-1	0-0	3	4	0	1	0	2
at Iowa State	24	2-5	0-2	0-0	3	3	0	0	1	4
at McNeese #	12	2-6	0-1	2-3	2	5	0	0	1	6
at Kansas #	23	1-2	0-1	1-2	2	3	0	0	0	3
Toledo	7	0-1	0-1	0-0	4	4	0	0	0	0
at South Dakota	8	1-2	0-0	2-2	2	2	0	1	1	4
Seattle	12	0-1	0-1	2-4	5	4	1	0	0	2
Utah Valley	16	1-2	0-0	0-0	6	3	0	0	0	2
at UTRGV	19	3-3	0-0	4-8	3	3	2	1	1	10
at New Mexico State	15	0-1	0-1	0-0	1	4	0	0	1	0
CSU Bakersfield	29	3-8	0-1	4-7	8	5	0	1	0	10
Grand Canyon	27	4-8	0-1	3-3	13	2	2	0	0	11
at California Baptist #	25	3-9	0-2	0-0	9	3	0	0	0	6
Crowley's Ridge #	24	6-8	2-3	4-6	9	3	1	2	0	18
at Chicago State #	17	3-4	0-0	4-4	1	4	0	0	2	10
UTRGV #	28	3-6	0-1	4-4	4	2	0	1	0	10
New Mexico State #	18	2-4	0-0	0-2	6	3	0	0	2	4
at Grand Canyon #	25	2-5	0-2	1-3	7	5	0	0	1	5



Blaise Keita had a season-high 12 rebounds in Nebraska's 2022 win over Omaha. It was one of three games that Keita grabbed at least 10 rebounds in 2022-23.

2023-24
COACHES



FRED
HOIBERG



FRED HOIBERG

HEAD COACH | FIFTH SEASON

ALMA MATER (YEAR): **IOWA STATE (1995)**
 NCAA RECORD: **155-139 (NINE SEASONS)**

A proven coach with success at the collegiate and NBA levels, Fred Hoiberg is in his fifth season as Nebraska's men's basketball coach in 2023-24. Hoiberg, who was born in Lincoln, is the 28th coach in the history of Nebraska men's basketball, a fraternity that includes his grandfather, Jerry Bush, who guided the Husker program for nine seasons from 1955 to 1963. Hoiberg's ties run deep to Nebraska as his other grandfather, Otto Hoiberg, was a history professor at the University, while his father, Eric, received his doctorate degree from Nebraska.

Hoiberg brought a distinguished resume to Lincoln that includes four years as an NBA front office executive, four years as an NBA head coach and five years at Iowa State, where he orchestrated the biggest turnaround in Big 12 history in 2011-12 and guided the school to four straight NCAA Tournament appearances.

Following his 10-year NBA playing career, Hoiberg worked in the front office for the NBA's Minnesota Timberwolves, serving as assistant general manager before being promoted to vice president of basketball operations. He left the Timberwolves to get into coaching, accepting the head job at Iowa State, his alma mater. Hoiberg led the Cyclones to four NCAA Tournament appearances and a pair of Big 12 Tournament championships in his five seasons at the school. His success in Ames led him back to the NBA as head coach of the Chicago Bulls, where he helped the Bulls to a playoff appearance in his second season.

Hoiberg has experienced immense success at the collegiate level. He won more games than any other player during his time as a Cyclone guard and then returned to post the top winning percentage of any coach in Iowa State history. He won four NCAA



Fred Hoiberg helped Bryce McGowens get drafted in the second round of the 2022 NBA Draft. He was the third Husker drafted in the last four years and NU's highest draftee since 1998.

Tournament games at Iowa State – a program record – and developed four players who eventually became NBA Draft picks and four All-Americans in his five seasons.

Hoiberg has implemented his offensive attack in Lincoln, as Nebraska has led the Big Ten in tempo three times in four years, including a pair of seasons where NU ranked in the top 20 nationally.

The 2022-23 season saw Nebraska make significant steps in winning 16 games and posting a 9-11 mark in Big Ten play. The nine conference wins was NU's highest total since 2017-18, despite having a pair of starters suffer season-ending injuries in January. Behind All-Big Ten performers Derrick Walker and Keisei Tominaga, the Huskers won six of their last eight regular-season games, including wins over postseason qualifiers Penn State, Wisconsin, Rutgers, Maryland and Iowa down the stretch. Nebraska's two Big Ten selections were the most by the Huskers since the 2017-18 season. NU also posted its second top-10 road win in as many years with a 10-point win at No. 7 Creighton in non-conference action, the first top-10 non-conference road win in school history.

In 2021-22, Nebraska averaged 73.3 points per game, a total which was fourth in the Big Ten and the Huskers' highest scoring average since the 1995-96 season. Bryce McGowens was named Big Ten Newcomer of the Year by the Associated Press and a third-team all-conference pick, while Alonzo Verge Jr. led the Big Ten with 5.5 assists per game. The Huskers had an NBA Draft pick for the second straight year, as Bryce McGowens was the No. 40 pick in the 2022 NBA Draft, the highest drafted Nebraska player since 1998. McGowens is the 12th Hoiberg-coached player to reach the NBA.

The 2020-21 season saw the Huskers climb to 40th nationally in defensive efficiency, despite a lineup which featured four new starters. NU ranked second in school history with 8.44 3-pointers per game while facing a top-10 schedule for the second straight season. Dalano Banton was a second-round pick by the Toronto Raptors in the 2021 NBA Draft after leading the Huskers in both assists and rebounds.

In his first season, the Huskers began to adapt to Hoiberg's system, ranking in the top three of the Big Ten in both 3-pointers per game (third) and turnover margin (second). NU which had one returning letterwinner, posted wins over Purdue and Iowa.

CHICAGO BULLS HEAD COACH

Hoiberg was named an NBA head coach just five years into his coaching career. He led Chicago to immediate success, as the Bulls finished with a 42-40 record in his first year in 2015-16, when Hoiberg became just the fifth coach in franchise history to have a winning record in his debut season. The next season, Hoiberg took Chicago to the Eastern Conference Playoffs. The No. 8 seed Bulls went on the road and won the first two games of a first-round series against the top-seed Boston Celtics, becoming the first No. 8 seed to take a 2-0 lead against a No. 1 seed since 1993. Hoiberg became the fifth coach in NBA history to have each of his first two career playoff victories come on the road. The 2017 playoffs also marked the first time Chicago had won the first two games of a playoff series on the road since the 1993 NBA Finals. Overall, Chicago won more than 40 games in two of Hoiberg's three full seasons.

HOIBERG'S COLLEGIATE COACHING RECORD

Year	School	Overall Record	Pct.	Conf Record	Pct.	Conf. Finish	Postseason
2010-11	Iowa State	16-16	.500	3-13	.188	12th	None
2011-12	Iowa State	23-11	.676	12-6	.677	T-3rd	NCAA Third Round
2012-13	Iowa State	23-12	.657	11-7	.611	T-4th	NCAA Third Round
2013-14	Iowa State	28-8	.778	11-7	.611	T-3rd	NCAA Sweet 16
2014-15	Iowa State	25-9	.735	12-6	.677	T-2nd	NCAA Second Round
2019-20	Nebraska	7-25	.219	2-18	.100	14th	None
2020-21	Nebraska	7-20	.259	3-16	.158	14th	None
2021-22	Nebraska	10-22	.313	4-16	.200	T-13th	None
2022-23	Nebraska	16-16	.500	9-11	.450	T-10th	None
Totals		155-139	.527	67-100	.401		

IOWA STATE HEAD COACH

Hoiberg led a resurgence at his alma mater, leaving a lasting legacy in five seasons. He guided Iowa State to a 115-56 record – including a 99-40 mark in his final four seasons – to post the top winning percentage (.673) in Cyclone history. Hoiberg led Iowa State to a program-record four consecutive NCAA Tournament appearances, while tying the school record with four NCAA Tournament coaching victories. Hoiberg also posted the top conference winning percentage (.557) in ISU history and guided Iowa State to back-to-back Big 12 Tournament titles in 2014 and 2015.

Hoiberg inherited a Cyclone program that had not made the NCAA Tournament or had a winning conference record in five years. But after just one rebuilding year, Hoiberg guided the Cyclones to four consecutive NCAA Tournaments before leaving for the NBA. His 115 wins were the most by any coach in a five-year span in Iowa State history.

After a 16-16 debut season, Hoiberg led the Cyclones to a 23-11 record and the third round of the 2012 NCAA Tournament. ISU went 12-6 in Big 12 play in Hoiberg's second season, winning nine more conference games than the previous season to post the biggest one-year turnaround in Big 12 history. Hoiberg was named the Big 12 Co-Coach of the Year for his efforts.

Hoiberg guided the Cyclones to another 23-win season in his third year, when Iowa State advanced to the third round of the NCAA Tournament for the second straight year. In his fourth season, the Cyclones finished 28-8, won the 2014 Big 12 Tournament and advanced to the Sweet 16. In Hoiberg's final season, Iowa State defended its Big 12 Tournament title and earned a No. 3 seed for the NCAA Tournament.

Hoiberg oversaw one of the nation's top offenses during his tenure at Iowa State. The Cyclones led the Big 12 with an average of 77.9 points per game in Hoiberg's final four seasons, ranking in the top 10 nationally in scoring twice in those four seasons. His Cyclones led the Big 12 in 3-pointers in four of his five seasons and in his final season at ISU, his team led the conference in scoring offense (77.8), field goal percentage (.476) assists per game (16.1), turnovers per game (11.0) and 3-pointers per game (7.7).



Fred Hoiberg is the only coach in program history with two road wins over Top-10 opponents with wins at No. 10 Wisconsin (2021-22) and No. 7 Creighton (2022-23).

ACCOMPLISHMENTS

COACHING EXPERIENCE

- 2012 Big 12 Co-Coach of the Year
- 2011 Basketball Times' National Rookie Coach of the Year
- 2013 Reese's College All-Star Game Coach
- 2017 NBA Playoffs Appearance
- 2014 and 2015 Big 12 Tournament Champions
- Four NCAA Tournament Appearances, including an NCAA Sweet 16 Appearance in 2014
- 26 Career Wins over Top-25 Teams
- Nine Career Wins over Top-10 Teams

AS A PLAYER

- 1995 NBA Second-Round Draft Pick
- 10-Year NBA Career
- 1995 Big Eight Co-Male Athlete of the Year
- 1995 Third-Team All-American
- Two-Time All-Big Eight Selection
- 1992 Big Eight Freshman of the Year
- 2016 CoSIDA Academic All-America Hall of Fame Inductee
- Two-Time CoSIDA Academic All-American



FORMER NBA COACHES AT DIVISION I SCHOOLS

Fred Hoiberg is one of eight active NCAA coaches to have coached in the NBA, as he spent three-plus seasons with the Chicago Bulls from 2015 to 2018. Hoiberg's 270 regular-season NBA games rank third among the eight former NBA coaches in the collegiate ranks.

<u>Coach, School</u>	<u>NBA Head Coach, Years</u>
John Calipari, Kentucky	New Jersey, 1996-99
Leonard Hamilton, Florida State	Washington, 2000-01
Fred Hoiberg, Nebraska	Chicago, 2015-18
Eric Musselman, Arkansas	Golden State, 2002-04; Sacramento, 2006-07
Rick Pitino, St. John's	New York, 1987-89; Boston, 1997-2001
Reggie Theus, Bethune-Cookman	Sacramento, 2007-09
Darrell Walker, Arkansas Little Rock	Toronto, 1996-98; Washington, 1999-2000
Mike Woodson, Indiana	Atlanta 2004-2010; New York, 2011-14



Fred Hoiberg led the Chicago Bulls for three-plus seasons, as he won 42 games in his first season and reached the NBA Playoffs the following campaign.

COACHES



Hoiberg guided Iowa State to back-to-back Big 12 Tournament titles in 2014 and 2015, and helped the Cyclones make four straight NCAA Tournament appearances.



COACHES

Hoiberg also excelled at player development at Iowa State, producing four players who were selected in the NBA Draft. He also coached four All-Americans and 12 All-Big 12 players, including 2014 Big 12 Player of the Year Melvin Ejim, in his five seasons at Iowa State.

**MINNESOTA
 TIMBERWOLVES FRONT
 OFFICE**

After spending the final two seasons of his 10-year NBA career in Minnesota, Hoiberg transitioned into the Timberwolves' front office. Hoiberg served as the team's vice president of basketball operations in his final season, overseeing the day-to-day operations of basketball programs including college and pro scouting, salary cap management and NBA Draft preparations. He served as the Timberwolves' assistant general manager in his first three seasons in the front office, where he helped Minnesota orchestrate a draft-day trade for five-time all-star Kevin Love in 2008.

NBA PLAYING CAREER

Hoiberg was a 10-year NBA veteran, playing for the Indiana Pacers (four seasons), Chicago Bulls (four seasons) and Minnesota Timberwolves (two seasons). Hoiberg played in 541 games in his NBA career and was a member of three playoff teams, including a Timberwolves team that reached the 2004 Western Conference Finals. Hoiberg scored 2,944 points in his NBA career, and he was a 40 percent career 3-point shooter. Hoiberg led the NBA in 3-point shooting percentage in his final season in 2004-05 (48.3 percent) and was fourth in 2003-04 (44.2 percent). His pro career ended abruptly at the age of 33 after undergoing open-heart surgery to repair an aneurysm in his aortic root. Hoiberg was a second-round pick in the 1995 NBA Draft, when the Indiana Pacers chose him with the 54th overall selection.

IOWA STATE AND HIGH SCHOOL PLAYING CAREER

Hoiberg was a four-year starter at Iowa State from 1991 to 1995. He is a member of the ISU Hall of Fame and his No. 32 jersey was retired in 1997. Hoiberg is also a member of the CoSIDA Academic All-America Hall of Fame. Hoiberg was a two-time academic All-America selection as a player, including a first-team honoree as a senior. On the court, Hoiberg was recognized as a two-time All-Big Eight selection in addition to being named

HOIBERG AT A GLANCE

EDUCATION

B.S., Iowa State, 1995

COACHING EXPERIENCE

- Nebraska, Head Coach (2019-present)
- Chicago Bulls, Head Coach (2015-18)
- Iowa State, Head Coach (2010-15)

NBA FRONT OFFICE EXPERIENCE

- Minnesota Timberwolves, V.P. of Basketball Operations (2009-10)
- Minnesota Timberwolves, Assistant General Manager (2006-09)

NBA PLAYING EXPERIENCE

- Minnesota Timberwolves (2003-2005)
- Chicago Bulls (1999-2003)
- Indiana Pacers (1995-1999)

FAMILY

Wife: Carol
 Daughter: Paige
 Sons: Jack, Sam and Charlie

the 1992 Associated Press Big Eight Freshman of the Year and the 1995 Co-Big Eight Male Athlete of the Year. Hoiberg was also named a third-team All-American as a senior, averaging 19.9 points per game to help the Cyclones win a then-school-record 23 games.

Hoiberg started 123 of his 126 games as a Cyclone with career averages of 15.8 points, 6.9 rebounds, 2.8 assists and 1.6 steals per game. The Iowa State record holder for consecutive made free throws (34) and steals in a game (7), Hoiberg currently ranks fourth on the Cyclones' all-time scoring chart (1,993 points) and is in the top 10 in five other categories. He made 183 3-pointers in his career and won 78 games, both of which were the most in school history at the time of his graduation.

Hoiberg was a standout athlete for Ames High School before remaining in his hometown to attend Iowa State. As a senior, Hoiberg was Iowa's Mr. Basketball and he was also the Iowa Gatorade Player of the Year in football. On the basketball court, Hoiberg averaged 38.1 points per game in six tournament games while leading Ames to a state championship as a senior. On the gridiron, Hoiberg turned down a football scholarship offer from Nebraska head coach Tom Osborne to play basketball at Iowa State.

PERSONAL

The son of an Iowa State professor, Hoiberg earned his degree in finance from Iowa State in 1995. He was born in Lincoln on Oct. 15, 1972, and his grandfather, Jerry Bush, was Nebraska's men's basketball head coach for nine seasons from 1955 to 1963. Fred and his wife, Carol, have four children: one daughter, Paige; and three sons, Jack and twins Sam and Charlie.



Hoiberg's grandfather is former Husker basketball coach Jerry Bush. Known as the "Big Bear of the Coliseum," Bush guided NU from 1955 to 1963, and directed two of the greatest upsets ever – a 43-41 victory over top-ranked Kansas and Wilt Chamberlain, and a 55-48 victory over No. 4 Kansas State and Olympian Bob Boozer during the 1957-58 campaign.



Fred Hoiberg talks with his son, Jack, following the 2020 Nebraska-Michigan State game in Lincoln. Jack played collegiately at Michigan State and UT-Arlington before taking a job with the San Antonio Spurs in 2022.

HOIBERG BY THE NUMBERS

1 - Monte Morris led the NCAA in assist-to-turnover ratio in each of Hoiberg's final two seasons at Iowa State, and is the NCAA record holder for the best season and career assist-to-turnover ratios.

2 - Nebraska has two triple doubles in Hoiberg's four seasons at Nebraska (Cam Mack, 2019-20; Dalano Banton, 2020-21). Prior to Hoiberg's arrival in 2019, Nebraska never had a player post a triple double.

3 - ISU ranked in the top 15 nationally in assist-to-turnover ratio in each of Hoiberg's final three seasons, including leading the nation in that category in 2013-14.



Hoiberg spent 10 years in the NBA and ranked in the top five of the NBA in 3-point shooting in his final two seasons in the league. In 2004-05, he shot 48.3 percent from 3-point range to lead the NBA.

4 - Consecutive NCAA appearances made by Iowa State between 2012 and 2015, marking the longest streak in school history.

6 - Six Cyclone players won individual conference honors during Hoiberg's time in Ames, including 2014 Big 12 Player of the Year Melvin Ejim.

9.9 - Iowa State led the Big 12 in 3-pointers per game in four of his five seasons in Ames, including a nation's best 9.9 per game in 2012-13.

12 - During his nine seasons at the college level, Hoiberg recruited or coached 12 players who played in the NBA, including Dalano Banton and Bryce McGowens.

16 - Royce White was the No. 16 overall pick in the 2012 NBA Draft. He is one of six Hoiberg-coached players who were NBA Draft picks, including Bryce McGowens in 2022.

18 - Number of players who earned all-conference honors in his nine seasons in the NCAA ranks, including four players (Royce White, Melvin Ejim, DeAndre Kane and Georges Niang) who garnered first-team honors.

26 - Hoiberg has 26 wins over ranked opponents in his career, including nine wins over top-10 teams. NU has posted top-10 road wins in each of the past two seasons.

32 - Hoiberg's No. 32 jersey was retired by Iowa State in 1997. He was a two-time All-Big Eight selection, the 1992 AP Big Eight Freshman of the Year, the 1995 Co-Big Eight Male Athlete of the Year, a 1995 third-team All-American and two-time Academic All-American for the Cyclones before embarking on a 10-year NBA career.

37 - Hoiberg's Iowa State teams were ranked in the AP top 25 for each of his final 37 weeks on the Cyclone bench, a streak that spanned from Dec. 2, 2013 to April 7, 2015.

73.3 - Points per game Nebraska averaged in 2011-22, which was the Huskers' highest season average since the 1995-96 season.

1993 - Points that Hoiberg scored in his four seasons at Iowa State, a total which ranks fourth in school history. He helped the Cyclones to three NCAA Tournament appearances as a player and earned All-America honors as a senior when ISU went 23-11 and reached the second round of the NCAA Tournament.



Hoiberg, being guarded by Eric Piatkowski, was a third-team All-American as a senior at Iowa State in 1994-95, averaging 19.9 points per game to help the Cyclones win a then-school-record 23 games.



ADAM HOWARD

ASSISTANT COACH | SECOND SEASON

ALMA MATER (YEAR): WESTERN KENTUCKY (2008)

YEARS AS NCAA ASSISTANT COACH: 13

Adam Howard is in his second year on the Husker basketball staff. Howard plays an extensive role in many areas within the program, including recruiting, opponent scouting, game planning and individual player development. He helped play a major role in NU posting its highest conference win total since 2018. He was selected to participate in the 2023 TopConnect Basketball Symposium, an event featuring some of the nation's top assistant coaches.

Before joining the Husker staff, Howard spent four seasons as an assistant at South Alabama, where he was promoted to associate head coach for the Jaguars prior to the 2021-22 season. At USA, he coordinated the Jaguars' full- and half-court defensive sets and worked with the post players, helping three players earn all-conference recognition.

In his four years at the school under Coach Richie Riley, South Alabama went 75-51, including a pair of 20-win seasons, after the school had five straight losing seasons. During his tenure at USA, Howard's defenses ranked in the top-50 nationally in field goal defense in his final two years, while also lowering their opponent field goal and 3-point percentage in each of the past three seasons. His defenses have also recorded at least 200 steals per season, averaging nearly seven steals a game in that span.

In 2021-22, the Jaguars went 21-12 and reached the semifinals of The Basketball Classic, while the Jaguars' 21 wins were the most at the school since the 2007-08 season. South Alabama ranked in the top 40 nationally in scoring defense (64.0 ppg, 34th), field goal percentage defense (.404, 37th) and blocked shots per game (4.9, 25th). His most recent conference honoree is Javon Franklin, who averaged 12.2 points per game while shooting 66 percent from the field, and he ranked in the top five in the conference in both rebounding (7.8 rpg) and blocked shots (1.3 bpg).

In 2019-20, the Jaguars posted the program's first 20-win season since the 2008-09 campaign behind the play of forwards Josh Ajayi and Trhae Mitchell, who both earned all-conference recognition on two occasions under Howard's tutelage. Ajayi averaged 14.6 points and 7.2 rebounds per outing and led the conference in field goal percentage (.562) on his way to first-team All-Sun Belt recognition. Mitchell averaged 13.6 points and 7.6 rebounds per game, while leading the team in rebounds, assists, blocks and steals. In his first season at USA, Ajayi was a second-team all-conference pick after ranking in the league's top 10 in scoring (16.4 ppg), rebounding (7.4 rpg) while leading the conference in field-goal percentage (.560).

Prior to joining the South Alabama staff, Howard was at Troy University for two seasons. In 2016-17, Howard played a role in getting the Trojans to the NCAA Tournament, while winning the most games by a Troy team since 2003-04 and recording the largest win improvement in school history. In Howard's time at the school, Jordan Varnado and Wesley Person both earned all-Sun Belt honors in 2016-17 and 2017-18, and Person set a conference record for career 3-pointers. Troy was successful on the court and in the classroom, as the Trojans had the highest team GPA in the Sun Belt Conference two consecutive years.

Howard spent the 2014 season at Tennessee, where he worked with Josh Richardson, a first-team all-SEC pick and the 40th pick in the 2015 NBA Draft. The Ashland, Ky., native was also responsible for signing Kevin Punter, who was a junior college all-American

HOWARD AT A GLANCE

EDUCATION

B.S., Western Kentucky, 2008

COACHING EXPERIENCE

- Nebraska, Assistant Coach (2022-present)
- South Alabama, Associate Head Coach (2021-22)
- South Alabama, Assistant Coach (2018-21)
- Troy, Assistant Coach (2016-18)
- Tennessee, Assistant Coach (2014)
- Southern Miss, Assistant Coach (2012-14)
- Morehead State, Assistant Coach (2010-12)
- Morehead State, Graduate Assistant (2009-10)

FAMILY

Wife: Renee
 Daughter: Emma
 Sons: Eli and Easton



and Tariq Owens. Punter averaged 22 points per game as a senior – 12th best in Division I – and his 905 points are the most in UT history by a two-year player. Owens eventually helped Texas Tech to a national title game appearance in 2019 and signed a two-way contract with the Phoenix Suns in 2020.

In two seasons at Southern Miss from 2012-14, he helped the Golden Eagles compile a 56-17 record with two postseason appearances. USM tallied a school-record 29 wins in 2013-14, won a share of the Conference USA title and reached the quarterfinals of the NIT for the second straight season. That followed a 27-10 campaign in 2012-13 where Southern Miss recorded its first postseason win since 1988.

Howard started his coaching career in 2009 as a graduate assistant at Morehead State before moving into a full-time role a year later. In his second year on the staff, the Eagles went 25-10 overall and 13-5 in the Ohio Valley Conference, won the OVC Tournament, and upset No. 4 seed Louisville in the first round of the NCAA Tournament. Two of MSU's players that season went on to play professionally, including Kenneth Faried, a two-time Ohio Valley Player of the Year and a first-round pick in the 2011 NBA Draft.

As a player, Howard earned four varsity letters at Western Kentucky from 2004-08 and played on three teams that advanced to postseason play. The Hilltoppers went to the NIT in 2005 and 2006, and the Sweet 16 in the NCAA Tournament 2008. The 2008 team defeated Drake and San Diego in the first two rounds before falling to eventual Final Four participant UCLA. WKU won 96 games during his career, during which he received the Danny Rumph Most Outstanding Teammate award three times.

Howard graduated with a bachelor's degree in mass communication from Western Kentucky in 2008. He and his wife, Renee, have two sons, Eli and Easton, and a daughter, Emma.



NATE LOENSER

ASSISTANT COACH | THIRD SEASON

ALMA MATER (YEAR): **IOWA STATE (2002)**
 YEARS AS NCAA ASSISTANT COACH: **EIGHT**

Nate Loenser (pronounced Lenzer) is in his third season with the Huskers after joining the staff in April of 2021.

At Nebraska, Loenser plays an extensive role in nearly every facet of the program, including leading the Huskers' individual skill development programs, opponent scouting, game planning and recruiting. In 2022-23, he helped Derrick Walker and Keisei Tominaga earn All-Big Ten honors. His work with Bryce McGowens helped the freshmen earn third-team All-Big Ten honors in 2022 and become NU's highest draft pick since 1998 when he was picked No. 40 overall in the 2022 NBA Draft.

Loenser worked with head coach Fred Hoiberg at both Iowa State (2013-15) and with the Chicago Bulls (2015-18). Loenser came to Lincoln after spending five seasons with the Bulls, including three seasons as an assistant coach for Hoiberg and Jim Boylen. His coaching emphasis was on the offensive end, while he also handled opponent scouting for select teams and worked extensively in player development. He helped develop 2021 NBA all-star Zach Lavine as well as Kris Dunn, Ryan Arcidiacono, Justin Holiday, Chandler Hutchison, David Nwaba, Denzel Valentine and Timothé Luwawu-Cabarrot during his tenure with the Bulls. Loenser also served as the Bulls' NBA Summer League coach in 2019, a roster which featured NBA Lottery pick Coby White and ran the Bulls' pre-draft workouts for three seasons.

Prior to joining the Bulls coaching staff, he was the head coach of the Windy City Bulls D-League team in 2016-17. He guided the expansion franchise to a 23-27 record, which


LOESNER AT A GLANCE

EDUCATION
 B.A., Iowa State, 2002

EXPERIENCE

- Nebraska, Assistant Coach (2021-present)
- Chicago Bulls, Assistant Coach (2017-20)
- Windy City Bulls, Head Coach (2016-17)
- Chicago Bulls, Video Coordinator (2015-16)
- Iowa State, Director of Player Development (2014-15)
- Iowa State, Graduate Assistant (2013-14)
- Spirit Lake HS, Head Coach (2010-13)
- Southern Miss, Director of Basketball Operations (2009-10)
- Southern Miss, Assistant Coach (2004-09)
- Northern University HS, Head Coach (2003-04)

FAMILY
 Wife: Jackie
 Daughters: Delaney, Logan and Hadley



COACHES



was the best of the three expansion franchises that season. He developed players such as Spencer Dinwiddie, Jake Layman, Bobby Portis, Cristiano Felicio, Jerian Grant, Cameron Payne, Denzel Valentine, Paul Zipser, Alfonzo McKinnie and R.J. Hunter.

Loenser spent two years on Hoiberg's Iowa State staff and was a key component in helping the Cyclones to a pair of Big 12 Tournament titles. He was the Cyclones' Director of Player Development in 2014-15, as ISU went 25-9 and tied for second in the Big 12. That season, Georges Niang earned All-America honors, while Niang, Monté Morris and Jameel McKay were recognized on the All-Big 12 teams. McKay was the Big 12 Defensive Player of the Year.

In his first season, Loenser served as graduate assistant as the program enjoyed one of its best seasons in program history. The Cyclones finished with 28 wins, won the Big 12 Tournament title and reached the NCAA Sweet 16. ISU ranked in the top three nationally in scoring offense, assists per game and assist-to-turnover ratio. Melvin Ejim and DeAndre Kane both earned All-America accolades for their efforts.

After one season at Northern University High School in Cedar Falls, Loenser began his collegiate coaching career at Southern Mississippi. He served on Larry Eustachy's staff for six seasons, helping the Golden Eagles post a pair of 20-win seasons and reach the CIT in 2010. He handled recruiting, opponent scouting and on-court coaching during his tenure at USM. Loenser returned to Iowa to coach high school basketball, serving as the head coach at Spirit Lake High School before joining the Iowa State staff in 2013.

A native of Cedar Falls, Iowa, Loenser was a 2002 graduate of Iowa State, where he played baseball for the Cyclones in 2001. He was a four-sport athlete (baseball, basketball, football, and golf) at Northern University High School, as he fell two tackles shy of the school's single-season record of tackles held by College Football Hall of Famer and current Nebraska Director of Athletics Trev Alberts.

He and his wife Jackie have three daughters, Delaney, Logan and Hadley.



ERNIE ZEIGLER

ASSISTANT COACH | SECOND SEASON

ALMA MATER (YEAR): **CLEARY COLLEGE (1994)**
 YEARS AS NCAA HEAD OR ASSISTANT COACH: **23**

Longtime college basketball coach Ernie Zeigler is in his second season on the Nebraska men's basketball coaching staff after joining the Huskers in August of 2022. Zeigler played a major role in the development of Derrick Walker, who earned second-team All-Big Ten honors and led NU in scoring, rebounding and assists in 2022-23.

Zeigler possesses more than two decades of Division I experience, including six seasons at Central Michigan as a head coach. Before joining the Husker staff, he spent seven years at Mississippi State, helping the Bulldogs to four postseason

appearances between 2018 and 2022 under Ben Howland. Zeigler also served as an assistant coach at Kansas State, Bowling Green, Pitt, UCLA and Detroit and has made eight postseason appearances as an assistant coach, including five NCAA Tournament trips. The 2005-06 UCLA team was the NCAA runner-up, while the 2001-02 and 2002-03 Pitt squads secured NCAA Sweet 16 appearances. He also played a role in a trio of regular season conference championships and a pair of conference tournament titles.

During his tenure at Mississippi State, the Tigers ranked sixth in the SEC in wins since 2018, recording at least 18 wins in his final five seasons at the school. MSU captured four consecutive bids to postseason play when postseason tournaments were played, sparked by a 2019 NCAA Tournament trip and 2021 NIT runner-up finish. In 2020, the Bulldogs tied for fourth with an 11-7 mark, its best SEC finish since 2010-11.

Zeigler was a driving force in Mississippi State's frontcourt development with the recruitment of Abdul Ado, an ESPN top 100 player. Ado, a 2020-21 All-SEC Defensive Team pick, finished his MSU career tied for second place on the program's blocks list. Zeigler helped the Bulldogs recruit three classes in the top 25 nationally by 247Sports, including the nation's No. 10 class in 2016. During his MSU tenure, four players, Reggie Perry, Craig Sword, Quindary Weatherspoon and Robert Woodard II, reached the NBA.

Before spending two seasons at Detroit under Ray McCallum, Zeigler was the head coach at Central Michigan. He spent six seasons with the Chippewas and led the program to two MAC (Mid-American Conference) Western Division crowns and a pair of Michigan MAC trophies which is given to the school who has the best head-to-head record among in-state schools.

Central Michigan reached the MAC Tournament quarterfinals in four of his six seasons and logged top three MAC division finishes during five of his six seasons with Zeigler at the helm. His recruiting classes to Mount Pleasant were ranked atop the conference four times overall, ignited by three straight seasons from 2009 to 2011 by HoopScoopOnline.com. Zeigler mentored eight players to All-MAC selections highlighted by six players who went on to play professionally.

Zeigler spent five seasons at Pitt and UCLA under Howland's tutelage from 2002 to 2006. The 2001-02 Pitt team amassed a program single-season record with 29 victories, while the 2005-06 UCLA squad equaled a program single-season mark of 32 wins set by the 1995-96 national champions.

The Panthers claimed a share of the 2002 and 2003 Big East regular season titles and won the 2003 Big East Tournament crown. Pitt climbed as high as No. 2 for four weeks in both the Associated Press (AP) and USA Today/Coaches Top 25 polls before closing the season at No. 4 by the AP in 2002-03.

ZEIGLER AT A GLANCE

EDUCATION

B.A., Cleary College, 1994

EXPERIENCE

- Nebraska, Assistant Coach (2022-present)
- Mississippi State, Assistant Coach (2016-22)
- Detroit, Assistant Coach (2014-15)
- Central Michigan, Head Coach (2007-12)
- UCLA, Assistant Coach (2004-06)
- Pittsburgh, Assistant Coach (2002-03)
- Bowling Green, Assistant Coach (2000-01)
- Kansas State, Assistant Coach (1999-2000)

FAMILY

Wife: Seantelle
 Daughter: Skylar
 Son: Trey



When Howland headed west to UCLA, Zeigler helped build the program back into a national title contender. In 2005-06, the Bruins swept the Pac-10 regular season and tournament titles and advanced to the NCAA Final Four as the No. 2 seed before falling to Florida in the 2006 NCAA Championship Game. UCLA posted a top 15 recruiting class each season and inked three McDonalds All-Americans with Zeigler on the staff. The 2004 class was ranked as high as No. 4 by Rivals.com whereas the 2006 class checked in at No. 6 by FOXSports.com.

Zeigler had one-year stints at Kansas State and Bowling Green prior to teaming up with Howland. He began his coaching career under his former prep coach, Robert Menefee, at his alma mater, Detroit Cody High School.

From 1990-96, the Detroit Cody program dialed up a top 10 ranking in the state of Michigan during four of his six seasons. The team reached the state quarterfinals in 1992 and won the Detroit Public School League West Division championship in 1993. Zeigler also led Team Detroit in the AAU ranks from 1992 to 1997. He guided all six squads to the Michigan AAU Final Four, and the 1994 team reached the national AAU quarterfinals. In 1995 and 1997, Team Detroit advanced to the Adidas Big Time Tournament quarterfinals.

Zeigler made the move overseas where he gained three seasons of head coaching experience from 1997 to 1999. He led the Henan Wildcats from 1996-97 and was tabbed the Chinese National Basketball Alliance International Coach of the Year in 1997. The Wildcats came away with the franchise's first winning season and first playoff berth in club history.

Then, Zeigler guided Al-Hilal Sports Club to the Arab Championship Games Final Four and the Saudi Arabian Basketball Federation Playoffs in 1998 coupled with the championship of the Saudi Arabian Basketball Federation Playoffs in 1999.

Zeigler received a bachelor's degree in business management from Cleary College in 1994. He played collegiately for Schoolcraft College in Livonia, Mich., from 1984 to 1986 before moving on to Armstrong Atlantic State University in 1986-87 and Northwood University in 1987-88.

Zeigler and his wife, Seantelle, have two children, Trey and Skylar.



LUCA VIRGILIO

DIRECTOR OF BASKETBALL STRATEGIES & BUSINESS OPERATIONS

Luca Virgilio is in his fifth year as Director of Basketball Strategies & Business Operations after joining the staff in May of 2019. At Nebraska, Virgilio is responsible for all men's basketball operations overseeing budget, scheduling and on campus recruiting. He also serves as the primary day-to-day administrator within the basketball office, coordinating team travel and serving as a liaison to administration, academics, HuskerVision, athletic communications, creative and emerging media, marketing and life skills.

Virgilio came to Nebraska after spending five seasons at St. John's, most recently as a management analyst for the Red Storm basketball program for two seasons. He was a part of the St. John's staff which made a pair of NCAA Tournaments (2015 and 2019) in his tenure at the school.

In his role as St. John's management analyst, Virgilio was responsible for devising and delivering strategies to improve basketball operations by using advanced knowledge of research methods, information management and quantitative methods to analyze all areas of the program. Virgilio assisted the coaching staff by preparing analytical reports, delivering recommendations and overseeing the implementation of these strategies for practice and training, style of play, scouting, scheduling and recruiting.

During his time as assistant to head coach Chris Mullin, Virgilio provided support for a variety of daily operations within the program. His responsibilities included managing the team's schedule, organizing travel and supervising student-athlete development activities. Virgilio also assisted with the coordination of on-campus recruiting activities, maintaining NCAA compliance-related records and other duties as assigned by the head coach.

He began his tenure as a graduate assistant for two years, where he helped in daily operations, including the team calendar and overseeing the team's managers. Virgilio also aided both the assistant to the head coach and director of basketball operations with administrative responsibilities and team operations.

Virgilio graduated from St. John's in May 2016, earning a master's degree in sport management with a concentration in international dimension of sport. Hailing from Italy, Virgilio earned a bachelor's degree in economics and business administration at Universita degli Studi di Roma Tre in 2012 and a master's of science in business administration at Tor Vergata School of Economics in 2014.

He and his wife, Caterina, have a son, Giulio.



SHERYL BURBACH

ASST. DIRECTOR OF BASKETBALL OPERATIONS

Sheryl Burbach is in her ninth season with the Husker basketball program and seventh as assistant director of basketball operations.

Burbach handles many of the business and operational functions for the coaching staff, including staff travel, expense accounts and budgeting. She also coordinates events around the Husker basketball program, including Legends Weekend and Senior Night. She also assists in team travel, the coordination of the Fred Hoiberg Basketball Camps and Clinics, as well as day-to-day office operations. Burbach also manages speaking and charitable requests for Coach Hoiberg.

Prior to joining the Huskers, Burbach worked for Nebraska's 4-H Office and Nebraska Extension.

Burbach is originally from Sumner, Neb., and moved to Lincoln during high school. She and her husband, Melvin, have four sons, John, Grant, Matthew and Christopher.



KURT JOSEPH

DIRECTOR OF MEN'S BASKETBALL STRENGTH AND CONDITIONING

Kurt Joseph is in his third season as Director of Men's Basketball Strength & Conditioning after joining the Husker program in April of 2021. In his role, he oversees the year-round training for the Husker basketball team and played a major role in the development of 2022 NBA Draft pick Bryce McGowens as well as All-Big Ten performers Derrick Walker and Keisei Tominaga.

Joseph came to Lincoln after spending two-plus seasons as an assistant strength coach with the Minnesota Timberwolves. In that role, he assisted with the development and implementation of the strength and conditioning program for the NBA franchise.

Before joining the Timberwolves, Joseph was the Head Strength & Conditioning Coach of the Iowa Wolves, Minnesota's NBA G League affiliate. In that role, he developed and implemented strength & conditioning programs.

Joseph also worked as a weight room assistant with the New York Knicks, where his duties consisted of aiding in team practice, implementing the strength and conditioning program, implementing all prehab and corrective exercise protocols as directed. He also worked as a strength coach intern for the Brooklyn Nets in 2012.

He began his career as a strength coach volunteer at Long Island University Brooklyn while working on his master's degree. In his tenure at LIU Brooklyn, he facilitated all strength and conditioning workouts for the men's basketball team and developed and implemented strength and conditioning programs for the volleyball, men's and women's soccer programs.

A native of Brooklyn, N.Y., Joseph attended LIU Brooklyn, where he was a member of the men's basketball team and helped the school make consecutive NCAA Tournament appearances. Joseph received his Bachelor's in Sport Science and his Master's in Exercise Science in 2013.



EMMANUEL TOMMY

DIRECTOR OF PLAYER DEVELOPMENT

Emmanuel Tommy is in his second season as Nebraska's Director of Player Development after joining the staff in July of 2022. In his role, Tommy assists with the day-to-day operation of the Husker program, including on-court coaching and individual player development, and helps develop programming for basketball student-athletes. Tommy also assists with on-campus recruiting.

His work helped all 17 men's basketball players make the Tom Osborne Citizenship team for their work in the community in 2022-23. He also helped the Huskers become a finalist for the Herman Men's GPA Award, as the Huskers posted team GPAs above 3.1 in both the fall and spring semesters.

Tommy came to Nebraska from Alabama A&M, where he served as an assistant coach during the 2021-22 campaign. He helped the Bulldogs jump from four conference wins to a 10-8 mark and a fifth-place finish in 2021-22. Tommy assisted in the development of Jalen Johnson, who earned first-team All-SWAC honors in 2022 averaging 16.0 points and 7.3 rebounds per game.

Prior to joining the Bulldogs' staff, he worked on the administrative side in the Division I ranks at both McNeese State (2020-21) and South Alabama (2019-20). At McNeese, he was the Director of Basketball Operations, where he was responsible for daily operations, including road trip logistics, while assisting in opponent scouting and player personnel reports and overseeing the academic component of the program. At South Alabama, he served as the director of recruiting and assistant director of operations where he coordinated official and unofficial recruit visits and had a hand in scouting and player personnel reports and travel operations. He helped South Alabama recruit the best class in the Sun Belt Conference while helping USA go 20-11, the first 20-win season for the program since 2008-09. While at South Alabama, he worked with current NU assistant Adam Howard.

N 2023-24 NEBRASKA BASKETBALL BASKETBALL SUPPORT STAFF

Before moving up to the Division I level, Tommy worked at the high school, junior college and Division III ranks. In 2018-19, he was an assistant at Centre College, helping the Division III program to a 23-8 record and a Southern Athletic Association regular-season title in 2019. He was an assistant at Goodwin Heights (Mich.) High School for six seasons, as the program went 158-12 in that time, winning seven conference, five district and four regional titles in addition to a 2015 Michigan Class B State Championship. While there he coached four AP and six Basketball Coaches Association of Michigan (BCAM) All-State selections, 20 all-conference honorees and a pair of Grand Rapids area Player of the Year choices. He also served a year as an assistant at Grand Rapids Community College, helping the school to an 18-11 and a Region VIII Championship Game in 2014-15.

Tommy began his coaching career at Western Michigan as a graduate assistant and was part of back-to-back Mid-American Conference (MAC) West Division Champions in 2007-08 and 2008-09. While there he was responsible for day-to-day operations, assisting with on-court workouts, practices, scouting and video. He also helped in the development of future MAC Player of the Decade David Kool.

Tommy also worked with several high-profile high school camps, including the John Calipari Basketball Camp (2017-18) and John Thompson III Basketball Camp (2016). Additionally, he worked at the AAU level with the Grand Rapid Storm (Mich.) from 2010-14 and had the opportunity to coach players such as current Phoenix Suns star Devin Booker.

Tommy earned his undergraduate degree in public relations in 2008 from Western Michigan and his master's in physical education & sports studies from WMU in 2010. He and wife, Rachel, have a son, Jethro.

COACHES



MICHAEL BANIA

VIDEO COORDINATOR

Michael Bania is in his sixth year with Nebraska basketball and first as video coordinator after being promoted in July of 2023. In his role, he oversees film breakdown and exchanges for the coaching staff, oversees opponent scouting, coordinates the program's digital catalog and is in charge of the Husker managers.

Bania was a student manager throughout his undergraduate career under Tim Miles and Fred Hoiberg before serving as a graduate manager in 2022-23. Bania, who was NU's head student manager for two years, has been involved with the video staff in game and practice video breakdowns, opponent scouting and coordinating NU's student managers. The Issaquah, Wash., native received his degree in mathematics from Nebraska in May of 2022.



PADYN BORDERS

RECRUITING COORDINATOR

Padyn Borders is in his first season as recruiting coordinator and third on the Husker basketball staff. In his role, Borders helps the coaching staff with managing the recruiting landscape for the Huskers with a focus on the NCAA transfer portal, including implementing and managing NU's recruiting database and assisting with recruiting research.

He served as a graduate manager in 2022-23, where he helped the coaching staff with day-to-day operations, including practices, film breakdown and other on-campus duties. A Broken Bow, Neb., native, Borders served as one of the Huskers' team managers for the 2021-22 season, where he helped in day-to-day operations of the program. Borders played collegiately at both Central Community College and Peru State before transferring to Nebraska for his final two years of college. At Peru State, he was a Daktronics NAIA Scholar-Athlete in 2020. Borders graduated from Nebraska with a degree in business administration in May of 2022.



NIHILO IBARRA

GRADUATE MANAGER

Nihiilo Ibarra is in his first season as graduate manager after joining the staff in July of 2023.

Ibarra comes to Nebraska after spending the past three years as a student manager at San Diego State, including the 2022-23 season as the head student manager. At SDSU, he oversaw the Aztecs' student managers and assisted in the programs day-to-day operations including pre-and post-practice workouts, helping with film operations and in practice drills. He helped the Aztecs to three straight NCAA Tournament appearances, including a berth in the national title game this past season. Ibarra also worked camps at Stanford, UCLA, TCU, Cal, Florida State and Colorado during his undergraduate years.

He graduated with a bachelor's in kinesiology from San Diego State in May of 2023 and is pursuing a master's degree in integrated media communications.



JUSTIN MOORE

GRADUATE MANAGER

Justin Moore is in his first year as a graduate manager for the Husker program after joining the staff in June of 2023. In his role, he plays an important role in day-to-day operations of the program.

Moore was a student manager in the Husker program for the last two years for Head Coach Fred Hoiberg. Moore assisted the staff with breaking down video, assisting with practice, overseeing student managers during both practices and games and other day-to-day operations within the basketball program.

The Englewood, Colo., native received his degree in business administration from Nebraska in May of 2023, and is pursuing a master's degree in educational administration.



JOEY ST. PIERRE

GRADUATE MANAGER

Joey St. Pierre is in his first season as graduate manager after joining the staff in July of 2023. St. Pierre played collegiately for five seasons at Portland, Milwaukee and Parkside. Last season, he appeared in 20 contests for the Pilots, including nine starts, and averaged 3.2 points and 2.0 rebounds per game. The Spring Grove, Ill., native spent two seasons at Milwaukee, where he started 30 games in 2021-22 and averaged 6.3 points on 59 percent shooting, 5.7 rebounds and 1.4 blocked shots per game, ranking second in the Horizon League in that category. He began his collegiate career at the University of Wisconsin-Parkside, where he started for two seasons.

St. Pierre graduated from Milwaukee with a bachelor's in business marketing in 2022 and is pursuing a master's degree in child youth family studies.



**MARQUITA
 ARMSTEAD**

EXECUTIVE ASSOCIATE A.D./SWA

Marquita Armstead is in her second year at Nebraska after joining the staff on Feb. 1, 2022. At Nebraska, Armstead has sport supervision for men’s basketball and volleyball. She is a member of the Big Ten Sport Management Council, and has oversight of athletic medicine, sports psychology, the athletic performance lab (NAPL), strength and conditioning, performance nutrition, Title IX and gender equity.

Armstead came to Nebraska from the University of South Florida, where she served in a similar role. Armstead was a member of the South Florida athletics administration from March of 2016 to January of 2022. She originally joined USF as Associate Athletic Director for Compliance, before being elevated to Senior Associate Director of Athletics/Senior Woman Administrator in August of 2017.

In her role with the Bulls, Armstead served as the sport administrator for men’s and women’s basketball, and had previous sport oversight of softball, men’s soccer, women’s tennis and as the secondary sport administrator for football. Armstead also oversaw several USF student-athlete support departments, including academic services, student-athlete enhancement, sports medicine, nutrition, sport psychology, student rights and responsibilities and Title IX.

In addition to her work at USF, Armstead has a strong athletic administration background at four other schools. Before her time at South Florida, Armstead worked at Georgia Tech from 2012 to 2016, where she served as Director of Compliance for her final three years in Atlanta. Prior to Georgia Tech, Armstead was the Director of Compliance at the University of Tennessee Chattanooga for six years. She also served internships in compliance at Mississippi State and Ohio University.

Armstead earned her bachelor’s degree from Mississippi State in 2005 and earned a master’s of sports administration from the school in 2006. She received a Master of Business Administration degree from Tennessee Chattanooga in 2013 and is a 2012 NCAA Leadership Institute graduate. Armstead is married to Demetric Armstead and the couple has a son, Braylon.



**PATRICIA
 PETERSON**

ASSOCIATE DIRECTOR OF COMPLIANCE

Patricia Peterson was promoted to associate director of compliance for legislation and recruiting in 2017. She joined the NU staff as a compliance assistant in the fall of 2006. Johnson also serves as an administrator for men’s basketball.

Peterson helps ensure that all 24 of Nebraska’s varsity sports adhere to the rules and regulations set forth by the NCAA and the Big Ten Conference.

A native of Omaha and a graduate of Burke High School, Peterson earned her bachelor’s degree with highest distinction in marketing from the University of Nebraska-Lincoln in 2003. She continued her education by earning her juris doctorate from the Nebraska College of Law in 2006.



**ANDREW
 MCCABE**

MEN’S BASKETBALL HEAD ATHLETIC TRAINER

Andrew McCabe is in his first season as Nebraska’s men’s basketball athletic trainer after joining the program in June of 2023. In his role, McCabe provides preventive care at practices and games as well as rehabilitation for injured student-athletes.

He comes to Lincoln after spending five seasons at Santa Clara University, including the final two years as Assistant Director of Sports Medicine. He worked primarily with the men’s basketball program and assisted the sports medicine department with both internal and external operations.

McCabe also spent a stint at San José State University where he was responsible for the evaluation, care, and rehabilitation of athletic injuries for the football team.

McCabe brings a wealth of sports medicine experience across a diverse range of clinical settings. His work has included serving in roles as an exercise specialist with Olympic Physical Therapy in Bellevue, Wash. and as an athletic trainer/teacher at the high school level in the state of Texas. He has worked directly as the clinical coordinator with the team physician for the Texas Tech Red Raiders.

After his time in Texas, he moved to the Bay Area and joined Stanford Children’s Orthopedic and Sports Medicine. While at Stanford, he provided patient care and collaborated on research projects. He co-authored an article entitled The Lower Extremity Grading System (LEGS) to Evaluate Baseline Lower Extremity Performance in High School Athletes, which was published in the International Journal of Sports Physical Therapy (Volume 13, Number 3, June 2018).

He earned his bachelor’s degree in kinesiology from Trinity Western in 2007. As an undergraduate he was an athletic trainer for the men’s soccer team. McCabe went on to earn a master’s degree in athletic training from the Texas Tech University Health Sciences Center in 2011. While at Texas Tech he was an athletic training intern for the track & field and cross-country teams. He also completed internships with Sundown (Texas) High School, Monterey High School, the Seattle Mariners Minor League club, and Lubbock Sports Rehab.

A native of Maple Valley, Wash., he and his wife, Laura, have a son, August, and reside in Lincoln.



**PAT
 NORRIS**

EQUIPMENT MANAGER

Pat Norris is in his 20th season as the equipment manager for the Husker men’s basketball program and serves as the equipment manager for the Bob Devaney Sports Center and Hendricks Training Complex.

A member of the American Equipment Managers Association, Norris is responsible for overseeing the day-to-day operations for equipment checkout and upkeep for six Husker athletic squads, including the men’s basketball team. He worked in a similar position as a student from 1997 to 1999.

Before joining the Husker staff, Norris worked five years in Chicago. He was an installations billing coordinator at Hub Group Distribution Services and an account manager at SCR Companies.

Norris has three children Parker, Charlie and Maisy, and resides in Lincoln.

COACHES



**JAKE
BLATTNER**

PERFORMANCE NUTRITION COORDINATOR

Jake Blattner is in his sixth season as performance nutrition coordinator for the Husker program and works extensively with the Nebraska men's basketball, women's basketball and track and field programs.

Prior to joining the Nebraska staff, he served as a sports dietitian at Florida State University for three years. At the school, he provided personalized medical and performance nutritional therapy and managed individual athlete cases. Blattner also developed individual nutritional performance plans, which educated athletes and optimized performance based on specific goals. He oversaw daily operations in FSU's Sports Nutrition unit and designed a recovery card system allowing athletes to interact directly with sports nutritionists.

Previously, Blattner served internships at BiPro-Agropur Ingredients and Princeton University and worked with the La Crosse Loggers in the Summer Collegiate Baseball League. Blattner earned his bachelor's degree in community and medical dietetics from Viterbo (Wis.) University in 2015 and his master's degree in exercise physiology in 2018.

He and his fiancée, Natalie Delamater, are engaged to be married in the summer of 2024.



**DR. HEATHER
KIEFER, PH.D**

ATHLETIC PSYCHOLOGIST

Heather Kiefer, Ph.D., is in her first year at Nebraska as an Athletic Psychologist after joining the staff in July of 2023.

Kiefer works with several Husker programs, including men's basketball, softball, soccer, swimming and diving, men's gymnastics, women's tennis and men's and women's golf. In her role, she provides mental health and sports psychology services to student-athletes as well as consultation and outreach services to student-athletes coaches and athletic staff. Dr. Kiefer also serves as the Olympic Sports Performance Program Coordinator.

Prior to joining Nebraska Athletics, Dr. Kiefer completed her APA-Accredited Doctoral internship at the University of Iowa. At Iowa, she provided individual psychotherapy services to students and student-athletes while specializing in sport psychology and eating disorder treatment. Dr. Kiefer received her Ph.D., in counseling psychology with a concentration in sport psychology from the University of North Texas in July of 2023.

Kiefer played collegiate softball at James Madison University, where she was a two-time NFCA All-Region selection and three-time All-Colonial Athletic Association selection.

Kiefer, who resides in Lincoln, receives her undergraduate degree in psychology from JMU in 2015 and a master's degree in sports psychology from Florida State University in 2018.



**MATT
THOME**

NAPL DIRECTOR

Matt Thome, MS, CSCS, is in his second year as Director of the Nebraska Athletic Performance Laboratory (NAPL) and third year in the Nebraska Athletic Department. In his role at Nebraska, Thome oversees the direction of the Applied Sport Science Team by working with coaching and performance staff members on the integration of sport technologies, training strategies and return-to-play processes to promote athlete development and health with the goal of optimizing performance.

Prior to joining the NAPL, he worked as a Sport Scientist for Olympic-level sprinters at ALTIS Training in Phoenix, Ariz. He was responsible for the organization of a monitoring framework for elite track and field sprinters. Thome managed daily monitoring data, conducting research in an applied sport setting as well as programing and coaching strength training in the 100-meters and 110-meter hurdles.

Thome worked as a Head Strength & Conditioning Coach and Lecturer at Michigan Tech from 2012 to 2018. He directed strength and conditioning programs for all 14 sports while also teaching within the Kinesiology and Integrative Physiology Department. He began his coaching career as an Assistant Strength & Conditioning Coach at the University of Richmond from 2011-12.

Thome earned his bachelor's degree in exercise science (2008) at Grand Valley State University and his master's degree in exercise physiology (2011) at Indiana University. He is currently a PhD candidate in Sport Science at Edith Cowan University, where his research is focused on monitoring training load and response to load on the group and individual levels in elite sprinters.

Matt and his wife, Amber, have two children, Luna and Milo.



**DR. DAVID
CLARE**

TEAM PHYSICIAN/ORTHOPAEDIC SURGEON

Dr. David Clare was born and raised in Lincoln, Nebraska. He completed his undergraduate studies at the University of Nebraska where he was a member of the Cornhusker football team. He also attended and played football at Nebraska Wesleyan. He received his medical degree from the University of Nebraska Medical Center. His residency was done at the University of Texas Health Science Center followed by a Fellowship in Sports Medicine and Adult Reconstruction.

Dr. Clare's experience as a collegiate athlete complements his sports medicine fellowship training and his fellowship in adult reconstruction and total joint replacements, enabling him to care for a large spectrum of patients. He is one of the team physicians for the University of Nebraska as well as a team physician for Peru State College, Lincoln Southwest, and Lincoln East High Schools.

Dr. Clare is married and has two sons. When time allows, he enjoys spending time with his family, shooting, hunting, golf, and exercising.



**DENNIS
LEBLANC**

EXECUTIVE ASSOCIATE A.D./ACADEMICS

Dennis Leblanc was named Nebraska's Executive Associate Athletic Director for Academics in 2015, after being promoted from Senior Associate Athletic Director for Academic Programs and Student Services. He has directed the academic program since 1993. Leblanc, who has been with the Academic Support Program for Student-Athletes since 1987, joined the Nebraska Athletic Department in 1983 as a member of the track and field staff. In addition to his historic success leading Nebraska's academic program, Leblanc serves as a sport administrator for the Husker football program.

Under Leblanc's leadership, Nebraska has become the national leader in CSC Academic All-Americans for football and all sports, NCAA Today's Top Ten Award honorees and recipients of the National Football Foundation and Hall of Fame Postgraduate Scholarship. Since he joined the academic staff in 1987, 278 of Nebraska's 351 CSC Academic All-Americans have been honored, while NU has claimed 15 of its 18 NCAA Today's Top Ten Award recipients. Nearly 4,000 Husker student-athletes have earned their degrees during Leblanc's tenure.

The 95 percent Graduation Success Rate (GSR), reported in the 2022-23 academic year, ties for the highest in school history and marks the fifth consecutive year the rate has been at 90 percent or higher. This record setting GSR of 95 percent ranks Nebraska second out of 110 public FBS institutions. Nebraska student-athletes across all sports posted a 3.370 cumulative GPA in the spring of 2023, the highest GPA ever recorded. In addition, all Nebraska teams achieved an NCAA Academic Performance Rate (APR) of 955 or higher, marking the eighth consecutive year that all teams attained an APR better than 950.

Over the past decade, Nebraska's academic support program for student-athletes has received outstanding reviews from the NCAA Certification Review Team, the Nebraska Faculty Intercollegiate Athletics Committee and the National Association of Academic Advisors for Athletes (N4A).

Leblanc is a member of the N4A, and in 2002 he received its prestigious Lan Hewlett Award presented to an athletic administrator in recognition of distinguished performance in providing personal, academic and professional guidance to student-athletes.

Leblanc was presented the Chancellor's Award for Exemplary Service to Students at the 2004 University of Nebraska Honors Convocation, which recognizes individuals who go above and beyond their assigned duties, devoting extra time and effort in serving the needs of students. In 2005, he was presented with Honorary Mortar Board membership honoring him for his leadership and service to students. In 2007, Leblanc received the Hero Mentor Award through the American Red Cross, which annually recognizes a person for outstanding leadership and mentoring. In 2018, he was inducted into the Omicron Delta Kappa Society, which is a national leadership honor society, recognizing his leadership in athletics on campus.

Leblanc earned his bachelor's degree from Bethany College, and a master's degree from Wichita State University. He and his wife, Coreen, have four children: Olivia, Christian, Mackenzie and Madeleine.



**SAM
RICE**

CREATIVE MEDIA SPECIALIST

Sam Rice is in his first season as creative media specialist for the basketball program. Rice handles social media for the Husker men's basketball program and helps with other sports on a day-to-day basis. In addition to working in the Digital Communications Office as a student assistant, Rice was a digital contractor with the NBA's Los Angeles Clippers as an undergraduate.

Rice received his Bachelor of Fine Arts degree from Nebraska this past May.



**SHAMUS
MCKNIGHT**

SR. ASSOCIATE COMMUNICATIONS DIRECTOR

Shamus McKnight joined the Nebraska Athletic Department in 1997 and currently serves as a Senior Associate Communications Director. He works directly with the Nebraska men's basketball and football programs and assists with a number of other sports at Nebraska.

At Nebraska, McKnight has been responsible for media guides across six sports that have earned "Best in the Nation" awards from the College Sports Information Directors of America (CoSIDA). In his time at Nebraska, McKnight has earned more than 30 national publication awards from CoSIDA, including 18 publications that have placed in the top five nationally.

He served as host communications director for a pair of NCAA Division I Volleyball Championships and has been on the NCAA Men's College World Series Media Coordination team since 2006, serving as the official scorer of the CWS since 2013. He also served on Nebraska's on-site communications team for two football national championship games, three College World Series, four NCAA Baseball Super Regionals as well as NCAA or conference events in baseball, women's gymnastics volleyball and men's and women's tennis. McKnight is a 1996 graduate of Baldwin-Wallace University.

He and his wife, Melissa, reside in Omaha with his two stepchildren, Alison and Morgan.



**ALEX
REHUREK**

DIRECTOR/CREATIVE & EMERGING MEDIA

Alex Rehurek joined the Nebraska Athletic staff on a full-time basis in July of 2019 as a creative media specialist and was promoted to Director of Creative and Emerging Media in September of 2022. Rehurek oversees social media for the Husker men's basketball program and helps with other sports on a day-to-day basis.

For the previous two years, he served as an intern at HuskerVision, where he worked as an editor for the Nebraska Football and Nebraska Basketball shows. He created highlight packages and big screen content for all of Nebraska's 24 varsity sports. As a student at Nebraska, he served as the HuskerVision contact for the soccer and softball programs. Rehurek previously served as an adidas Brand Ambassador in 2015 helping to grow the Husker brand throughout Nebraska.

A native of Yankton, S.D., Rehurek graduated from Nebraska in 2017. He and his wife, Samantha, were married in the summer of 2023.



**ANDREW
CONSTANS**

CREATIVE CONTENT DIRECTOR

Andrew Constans rejoined Nebraska Athletics in August of 2022 as Creative Content Director. In his role, he leads conception and creation of big screen content for athletic venues with video displays. Before returning to Lincoln, Constans worked at Michigan State and served as Assistant Director of Digital Production where he won two Regional Emmy awards for his work on Spartans All-Access. He had previously worked in HuskerVision from 2017 to 2020 as a video production specialist, where he helped with player features, intro videos, and coaches television shows.

A native of Eden Prairie, Minn., Constans graduated from the University of Minnesota with a bachelor's degree in journalism.


N 2023-24 NEBRASKA BASKETBALL
BASKETBALL SUPPORT STAFF



BEN BIZAL
Student Manager



CHARLIE GAMBILL
Student Manager



COLE GIBBS
Student Manager



WALKER HANNEMAN
Student Manager




JACKSON HINRICHS
Student Manager




MITCH HOBZA
Student Manager



SIMON KERR
Student Manager



LARS KESSLER
Student Manager



BEAU RABE
Student Manager



EMILIANA RINALDI
Student Manager



CAMDEN RINE
Student Manager



EASTON SCKERL
Student Manager




JAZZ SCOTT
Student Trainer



JARED TICE
Student Manager

COACHES



ADMINISTRATION



TREV
ALBERTS



RODNEY BENNETT

UNIVERSITY OF NEBRASKA CHANCELLOR

Dr. Rodney D. Bennett is the 21st chancellor of the University of Nebraska—Lincoln, Nebraska’s flagship, Land-Grant and Big Ten institution. He is a 30-year veteran of higher education with a track record of growing research, increasing student success and building impactful partnerships.

Chancellor Bennett came to Nebraska after nine years of successful leadership at the University of Southern Mississippi. During his tenure as president, USM was reclassified from a Carnegie R2 to an R1 university, signaling growth in research prestige and funding. Dr. Bennett also invested in programs to support student recruitment, retention and outcomes, including for the 30 percent of USM students who were first-generation. His efforts led to an improvement in the university’s six-year graduation rate.

While at USM, Dr. Bennett established new faculty positions in high-growth areas and increased the average salary for full-time faculty; oversaw \$300 million in facilities work; and launched the largest fundraising campaign in the University of Southern Mississippi’s history. He was a strong champion of the Division I athletics program, investing in new facilities and programs to support student-athletes, including a dedicated mental health counselor to serve student-athletes. Throughout his time as president, he brought a conservative approach to budget management, meeting or exceeding the budgetary goals set by the Mississippi Institutions of Higher Learning Board of Trustees.

Prior to his role at the University of Southern Mississippi, Dr. Bennett served at the University of Georgia for more than a decade. He was the senior administrator for student programs and services for Georgia’s 34,000-plus students; oversaw \$150 million in capital projects; and made key staff and programmatic investments in extracurriculars, mental health programs and other areas to better support students.

Dr. Bennett has also been the dean of students at Winthrop University in Rock Hill, South Carolina, and associate dean of student life at Middle Tennessee State University.

Chancellor Bennett values community leadership and service. He has served on numerous boards, including the Mississippi Aquarium, Northeast Georgia Girl Scouts of America, Catholic Health East (Philadelphia), and St. Mary’s Health Care System in Athens, Georgia. He is a member of Kappa Alpha Psi fraternity and Past Sire Archon for Sigma Pi Phi fraternity, The Boulé.

Dr. Bennett earned a bachelor’s degree in mass communication, a master’s degree in educational administration, and an education specialist degree from Middle Tennessee State. He earned his Doctor of Education degree from Tennessee State University.

He and his wife, Temple, are the parents of two adult daughters, Colby and Logan.

UNL CHANCELLORS

Years	Chancellor
1871-1876	Allen R. Benton
1876-1882	Edmund B. Fairfield
1884-1888	J. Irving Manatt
1888-1891	Charles E. Bessey
1891-1895	James H. Canfield
1895-1899	George E. MacLean
1900-1908	E. Benjamin Andrews
1908-1927	Samuel Avery
1927-1938	Edgar A. Burnett
1938-1946	Chauncey S. Boucher
1947-1953	Reuben G. Gustavson
1953-1954	John K. Selleck*
1954-1968	Clifford Hardin
1968-1971	Joseph Soshnik
1972-1975	James H. Zumberge
1975-1976	Adam C. Breckenridge*
1976-1980	Roy A. Young
1980-1981	Robert H. Rutford*
1981-1991	Martin A. Massengale
1991-1991	Jack Goebel*
1991-1995	Graham B. Spanier
1995-1996	Joan R. Leitzel*
1996-2000	James Moeser
2000-2016	Harvey S. Perlman
2016-2023	Ronnie Green
2023-pres.	Rodney Bennett

* Interim Chancellor



SCOTT FEUSS JR.

FACULTY ATHLETICS REPRESENTATIVE

Scott M. Fuess Jr. is in his fourth year as Nebraska’s Faculty Athletics Representative, having started on July 1, 2020.

As faculty athletics representative, Fuess serves as a liaison between the Office of the Chancellor and Athletic Department. He also serves on the Athletic Department’s Executive Staff. His areas of focus in the role include the welfare of student-athletes, NCAA and Big Ten Conference compliance, maintaining the positive relationship between athletics and faculty, developing and responding to NCAA legislative proposals and representing the university at related NCAA and Big Ten Conference meetings.

The half-time position - which was restructured to an expected term of five years - reports directly to the University of Nebraska System President and consults with Director of Athletics Trev Alberts. He splits time between faculty representative duties and academic responsibilities.

Fuess, the Steinhart Distinguished Professor of Business and former chair of the College of Business’ economics department, has worked at the University of Nebraska-Lincoln since 1986. He serves on the Faculty Senate’s Intercollegiate Athletics Committee, having chaired the committee for 2018-19 and a sub-committee in 2017-18. He also has served on numerous Big Ten Conference committees, including the Sports Management Committee, the Compliance and Reinstatement Committee and the Legislative Review Committee. For 2022-23 he served as Chair of the B1G Compliance and Reinstatement Committee.

Fuess earned a bachelor’s degree from the University of Delaware, as well as master’s and doctoral degrees from Purdue University. His research interests are labor economics, the economics of collegiate sports, and the economy of Japan. He has earned numerous “Distinguished Teaching” awards. In 2016 he received the UNL College of Business “Distinguished Service” award.

NEBRASKA'S FACULTY REPS

Years	Faculty Rep
1931-1946	T.J. Thompson
1947-1958	Earl Fullbrook
1959-1964	Charles S. Miller
1965-1968	Merk Hobson
1969-1970	John R. Davis
1971-1982	Keith L. Broman
1982-1997	James O’Hanlon
1997-2020	Josephine Potuto
2020-pres.	Scott Fuess



TED CARTER

UNIVERSITY OF NEBRASKA SYSTEM PRESIDENT

Ted Carter became the eighth president of the University of Nebraska on Jan. 1, 2020. As president, Carter leads a four-campus university system that enrolls nearly 50,000 students and employs 16,000 faculty and staff on campuses in Lincoln, Omaha and Kearney, plus academic divisions and research and extension centers across the state. He serves as chief spokesman and chief executive officer for the system, which operates on a \$3 billion annual budget and includes a flagship Big Ten institution, a world-renowned academic health sciences center, Division I athletics programs, and preeminent institutes focused on water and agriculture, national security and defense, infectious disease and early childhood education.

Carter brought with him a distinguished record in education, partnerships and military service, having come to Nebraska from the U.S. Naval Academy, his alma mater, where he was the longest continuously-serving superintendent since the Civil War. Under his leadership, the Naval Academy achieved a No. 1 national ranking and new records in student success and diversity. Carter previously was president of the U.S. Naval War College in Newport, R.I. A retired Vice Admiral with 38 years of service, Carter has logged more than 6,300 flying hours and holds the American record for carrier-arrested landings.

In his first year at the University of Nebraska – faced with the unexpected and unprecedented challenges presented by COVID-19 – Carter led with a focus on the land-grant priorities of access and opportunity for students and families. He launched the Nebraska Promise, a financial aid program guaranteeing free tuition for low- and middle-income Nebraskans, and implemented a multi-year budget plan that included a two-year, across-the-board tuition freeze. The result was system-wide growth in enrollment, including record gains among underrepresented students.

Carter oversaw the awarding of a \$92 million federal contract for the university's National Strategic Research Institute, one of only 14 University-Affiliated Research Centers in the country conducting exclusive research for the Department of Defense. During Carter's tenure, the NU System has been ranked among the world's top 100 institutions for earning research patents, the Omaha campus was selected as the home for a new federal counterterrorism research center, the Institute of Agriculture and Natural Resources launched a new effort focused on rural vitality, and the medical center opened an education, training and preparedness facility that positions Nebraska as the world leader in the fight against infectious disease.

Carter holds a courtesy faculty appointment in aviation in the College of Public Affairs and Community Service at the University of Nebraska at Omaha. He serves as the chair of the Daugherty Water for Food Global Institute's Board of Directors and is a board member for the Greater Omaha Chamber of Commerce, the Nebraska Chamber of Commerce and Industry and the Naval Aviation Museum Foundation. Carter is also a member of the Board for the American Council on Education (ACE), the Association of Public and Land-Grant Universities' Council of Presidents and the Council on Competitiveness. He is an ex-officio member on the board of the University of Nebraska Foundation, the philanthropic partner of the university system that has a \$1.7 billion endowment.

Carter earned his bachelor's degree in physics and oceanography from the U.S. Naval Academy, where he played hockey and served as team captain. He is a graduate of the Navy Fighter Weapons School (Top Gun) and holds educational credentials from the Navy Nuclear Power School, the U.S. Air Force Air War College, the Naval War College and the Armed Forces Staff College.

Carter's 38-year military career includes logging more than 6,300 flying hours while operating from 19 different aircraft carriers. He flew 125 combat missions in Iraq, Afghanistan, Kuwait, Bosnia and Kosovo. Carter is a Distinguished Fly Cross with combat distinction for valor, and a Bronze Star recipient. He holds the American record for carrier-arrested landings, with over 2,000 mishap-free landings. In 2022, Carter received the U.S. Naval Academy's Distinguished Graduate Award in recognition of his military service and leadership.

The son of an English teacher, Carter was raised in Burrillville, R.I. He and his wife, Lynda, live in Lincoln and have two adult children, Brittany and Christopher.

NEBRASKA PRESIDENTS

Years	President
1968-1969	Clifford Hardin
1970-1976	Durwood B. Varner
1977-1989	Ronald Roskens
1989-1994	Martin A. Massengale
1994-2004	L. Dennis Smith
2004-2014	James B. Milliken
2014-2015	James Linder*
2015-2019	Hank M. Bounds
2019-2019	Susan Fritz*
2020-2023	Walter "Ted" Carter

* Interim President

The Board of Regents consists of eight voting members elected by district for six-year terms, and four non-voting student Regents, one from each campus, who serve during their tenure as student body president. The board supervises the general operations of the university, and the control and direction of all expenditures. The board also includes a corporation secretary who manages all records including agendas, minutes, notices, policies and bylaws. Those documents can be found on the web at nebraska.edu/board/.

The board meets regularly, primarily in Lincoln but also in Omaha and greater Nebraska. Persons wishing to provide information to the board or to appear before it should contact: Corporation Secretary, University of Nebraska, Varner Hall, 3835 Holdrege, Lincoln, NE 68583.



TIMOTHY CLARE
Chair
District 1



JACK STARK
District 2



JIM SCHEER
District 3



ELIZABETH O'CONNOR
District 4



ROBERT SCHAFER
Vice Chair
District 5



PAUL KENNEY
District 6



KATHY WILMOT
District 7
Chair



BARBARA WEITZ
District 8



TEMO MOLINA
Nebraska-Kearney



PAUL PECHOUS
Nebraska-Lincoln



KATIE SCHULTIS
Nebraska-Medical Center



HAKIM LOTORO
Nebraska-Omaha



TREV ALBERTS

VICE CHANCELLOR, DIRECTOR OF ATHLETICS

A veteran administrator and College Football Hall of Famer, Trev Alberts is in his third year as Vice Chancellor, Director of Athletics at the University of Nebraska in 2023-24. Alberts returned to his alma mater after spending 12 years at Nebraska-Omaha, guiding the program through a successful transition to the Division I level.

In his first season at Nebraska in 2021-22, Alberts helped the Huskers navigate the ever-changing landscape of Name, Image and Likeness guidelines for the benefit of Nebraska student-athletes. He led the development of the N-Vest Nebraska program to award \$5,980 per year to

student-athletes who meet academic benchmarks. Alberts also spearheaded the charge to complete the fundraising for Nebraska's Go Big Project, which will provide Nebraska football with a new facility scheduled to open this fall. The project will also house academic, life skills, nutrition and support services for all Nebraska student-athletes.

A tireless worker who puts both the interests of student-athletes and fans first, Alberts helped orchestrate a qualitative survey of Nebraska's fan base to help shape the future of Memorial Stadium's game-day atmosphere. Alberts has also focused much of his time on developing the first strategic plan for Nebraska Athletics in 15 years. He has also committed himself to providing intense support and a unifying vision for Nebraska's coaches across all sports.

He continued to make a mark on Nebraska Athletics in his second year. Alberts conducted a thorough, nationwide search for a new leader for the Husker football program in the fall of 2022 that resulted in the hiring of Matt Rhule as Nebraska's new head coach. Rhule has a proven track record as a program builder at the college level, winning conference championships at both Temple and Baylor. Since his hiring, Rhule has energized the Nebraska fan base and attracted a top-25 recruiting class to the Husker program.

Alberts also spearheaded a new 15-year multimedia rights agreement between Nebraska Athletics and Playfly Sports, an emerging leader in sports marketing, media and technology. The partnership is one of the nation's most comprehensive multimedia rights agreements and has a total value of \$301 million for Nebraska over the life of the contract.

Nebraska's athletic achievements in 2022-23 included NCAA top-10 finishes by wrestling, rifle, bowling, women's outdoor track and field, men's gymnastics and men's indoor track and field. In all, 10 Husker teams posted top-20 national finishes, while the men's track team captured the Big Ten outdoor title under first-year coach Justin St. Clair.

Academically, Nebraska student-athletes continued to shine with a school-record 95 percent graduation rate across all sports for the second straight year. All of Nebraska's programs had at least an 88 percent GSR score in the most recent report.

Alberts' impact on college athletics stretches beyond the Nebraska campus. A respected leader at the Big Ten and national level, Alberts serves on both the NCAA's Division I Football Oversight Committee and the NCAA Division I Competition Committee.

Alberts' tenure leading UNO athletics was marked by successes in competition and academics; by transitioning the university's athletic programs to NCAA Division I in 2011; and by establishing new homes for many UNO athletics teams, including Baxter Arena, the Maverick Park baseball/softball complex and the soccer pitch at Caniglia Field.

NEBRASKA'S ATHLETIC DIRECTORS

Years	Athletic Director
1928-1931	H.D. Gish
1932-1936	Dana X. Bible
1937-1942	Lawrence McCeney "Biff" Jones
1942-1947	A.J. Lewandowski
1948-1953	George "Potsy" Clark
1954-1960	J.W. "Bill" Orwig
1961*	Charles Miller & Joseph Soshnik
1962-1966	W.H. "Tippy" Dye
1967-1992	Bob Devaney
1993-2002	Bill Byrne
2003-2007	Steve Pederson
2007-2012	Tom Osborne
2013-2017	Shawn Eichorst
2017-2021	Bill Moos
2021-pres.	Trev Alberts

*Interim Co-Directors

Alberts took the bold step in announcing that Omaha would reclassify from Division II to Division I in all sports in 2011 and simultaneously securing conference affiliation with the Summit League for all of the department's then-Division II programs. His vision for UNO's reclassifying teams was demonstrated even before the four-year transition period had ended. The Omaha baseball team won back-to-back Summit League regular-season championships in 2013 and 2014, while the men's basketball team made its first Division I postseason appearance in 2014 with a berth in the CollegeInsider.com Postseason Tournament.

During UNO's time in the Division I ranks under Alberts tenure, the Mavericks had six teams and four student-athletes qualify for the NCAA Tournament, including hockey advancing to the Frozen Four in 2015 and men's soccer reaching the second round of the NCAA Tournament in the spring of 2021. He also expanded opportunities, adding men's golf and men's soccer in 2011, and Omaha began a men's swimming and diving program in 2021-22.

Throughout his tenure in Omaha, Alberts was focused on enhancing the student-athlete experience, including the construction and staffing of the Hamilton Academic Excellence Room and the development of the Ethel S. Abbott Student-Athlete Development Wing. Those efforts paid off in Nebraska-Omaha student-athletes posting consistent collective semester grade point averages above 3.3 for 18 consecutive semesters, including at least a 3.5 in each of his final three semesters.

The facilities around Omaha Athletics received a major uplift during his tenure. Maverick Park opened in March of 2021 to rave reviews as the home to the Mavericks' baseball and softball programs. Funding for the complex, which includes a 1,500-seat baseball facility and a 650-seat softball facility, were raised privately and provided both programs a permanent on-campus home for the first time.

Another crowning achievement was the opening of Baxter Arena in 2015. Alberts directed efforts to secure community support and funding to build the on-campus arena, which allowed the nationally prominent hockey program to play on campus and also serve as the home of the men's and women's basketball and volleyball programs. Caniglia Field underwent renovations in 2012, making it one of the finest collegiate soccer facilities in the country, highlighted by a FIFA 2-star rated playing surface and one of the largest LED videoboards in a soccer-only college facility.

Alberts' work on behalf of hockey, UNO's established Division I sport, also paid dividends. He successfully guided the Mavericks into the new National Collegiate Hockey Conference in 2013-14. The following year, Omaha reached the 2015 NCAA Frozen Four.

In addition, Alberts and his team led Omaha Athletics into a partnership with Learfield, a national leader in the marketing of collegiate athletics, and developed Omaha Sports Properties. As the exclusive corporate sponsorship sales unit for UNO Athletics, Omaha Sports Properties further enhanced revenue and increased brand prominence locally, regionally and nationally.

As part of UNO's reclassification to Division I, Alberts oversaw the rebranding of UNO athletics with new primary and secondary logos and a greater focus on strengthening the Maverick brand both regionally and nationally.

As a student-athlete, Alberts was an All-American on and off the football field as a Husker Blackshirt. He was Nebraska's first Butkus Award winner in 1993, helping Coach Tom Osborne's Huskers to an undefeated regular season and an Orange Bowl appearance against Florida State. A first-team All-American by every major publication in 1993, he was also the Football News National Defensive Player of the Year, the Big Eight Male Athlete of the Year, and the Big Eight Defensive Player of the Year. His No. 34 jersey was retired at the 1994 Red-White Spring Game. In 2015, he was elected to the College Football Hall of Fame.

Off the field, Alberts earned the NCAA's highest honor, The Today's Top Six Award. A three-time Academic All-Big Eight honoree, he was an Academic All-American in 1993. He graduated from Nebraska before his senior season.

Alberts was the fifth pick in the 1994 NFL Draft by the Indianapolis Colts and played for the Colts until 1996. Following his NFL career, he served as an analyst on college and professional football games for major national networks, including ESPN, CNN/SI and CBS Sports Network.

Alberts and his wife Angela have three children – Chase (and his wife, Cassie), Ashtynne and Breanna. Trev and Angela have one grandson, Walker John.

ATHLETIC DEPARTMENT ADMINISTRATION/HEAD COACHES

Note: Visit Huskers.com/staff-directory for a complete Athletic Department Staff Directory

ATHLETICS DIRECTORY

University of Nebraska Athletics
 One Memorial Stadium
 800 Stadium Drive
 Lincoln, NE 68588
 (800) 755-2565
 (402) 472-4224

Area code for all numbers is (402)

Academics	472-4611
Administration	472-3011
Athletic Medicine	472-2276
Baseball	472-2269
Basketball, Men's	472-2265
Basketball, Women's	472-6462
Beach Volleyball	472-2399
Bowling	472-0404
Business & Finance	472-2273
Capital Planning	472-1000
Communications	472-2263
Compliance	472-2042
Computing Services	472-2368
Concessions	472-4886
Creative & Emerging Media	472-0342
Equipment	472-2274
Events	472-1003
Facilities	472-1000
Football	472-3116
Golf, Men's	472-8801
Golf, Women's	472-8801
Gymnastics, Men's	472-4808
Gymnastics, Women's	472-4808
Huskers Athletic Fund	472-3111
Huskers Athletic Partners	472-2385
Huskers.com	472-2263
Huskers Shop	904-5700
HuskerVision	472-4645
Licensing & Branding	472-0775
Life Skills & Enrichment	472-4616
Lost & Found	472-1003
Marketing & Fan Experience	472-4644
N Club	472-3111
NAPL	472-4224
Performance Nutrition	472-4224
Rifle	472-6167
Soccer	472-0456
Softball	472-8801
Spirit Squad	472-0846
Sport Psychology	472-2276
Strength & Conditioning	472-7769
Tennis, Men's	472-9430
Tennis, Women's	472-9430
Ticket Office	472-3111
Track & Field	800-8-BIG-RED
Volleyball	472-6461
	472-2399

ADMINISTRATION



MARQUITA ARMSTEAD
 Executive Associate
 A.D. / Senior Woman
 Administrator



DR. LAWRENCE CHATTERS
 Executive Associate A.D. /
 Strategic Initiatives



DOUG EWALD
 Executive Associate A.D. /
 Chief Financial Officer



DENNIS LEBLANC
 Executive Associate A.D. /
 Academics



JAMIE VAUGHN
 Executive Associate A.D. /
 Compliance



KEITH ZIMMER
 Executive Associate A.D. /
 Life Skills



LINSEY CHAMBERLIN
 Executive Assistant
 to the Athletic Director



LIBBY POULSEN
 Administrative Assistant

2023-24 NEBRASKA HEAD COACHES



WILL BOLT
 Baseball



HEATHER BRINK
 Women's Gymnastics



CHUCK CHMELKA
 Men's Gymnastics



JOHN COOK
 Volleyball/
 Beach Volleyball



JUDD CORNELL
 Men's Golf



GERMAN DALMAGRO
 Women's Tennis



RYUN GODFREY
 Cross Country



FRED HOIBERG
 Men's Basketball



PAUL KLEMPA
 Bowling



PETER KOBELT
 Men's Tennis



MARK MANNING
 Wrestling



MINDY MILES
 Rifle



PABLO MORALES
 Swimming and Diving



RHONDA REVELLE
 Softball



MATT RHULE
 Football



JUSTIN ST. CLAIR
 Track and Field



JEANNE SUTHERLAND
 Women's Golf



JOHN WALKER
 Soccer



AMY WILLIAMS
 Women's Basketball



Big Life. Big Stage. Big Ten

Since its inception in 1896, the pursuit and attainment of academic excellence has been a priority for every Big Ten member institution. But maintaining the conference's standard of competing at the highest level in athletics also endures as an important component of the Big Ten experience. Striking that balance between academics and athletics is integral to the Big Ten's identity. Recognized as one of intercollegiate sports' most successful undertakings, the Big Ten strives for success from its students not only on the field and in the classroom, but around the world as well.

PREMIER ACADEMIC INSTITUTIONS

The Big Ten Academic Alliance is an academic consortium of all 14 Big Ten universities, which is widely considered to be the model for effective and voluntary collaboration among top research universities.

Every Big Ten Academic Alliance institution ranks among the top 70 universities in the nation according to the 2023 Academic Ranking of World Universities, including six in the top 30.

The Big Ten leads all conferences with more than 1,900 Academic All-Americans, including 51 honorees during the 2022-23 academic year.

Big Ten Academic Alliance schools annually conduct \$10 billion in funded research, \$5 billion more than any other conference.

A HISTORY OF ATHLETIC SUCCESS

Big Ten schools have won at least five national championships in 25 of the last 29 years, averaging nearly seven per year during that span.

Since the 2005-06 academic year, current Big Ten institutions have claimed 114 team national championships in 26 different sports.

BROAD-BASED PROGRAMMING

The Big Ten will administer more than \$240 million in direct financial support to more than 9,800 students competing in intercollegiate athletics for more than 11,000 participation opportunities on 350 teams in 42 different sports.

The Big Ten sponsors 28 official conference sports, 14 for men and 14 for women, including the addition of men's ice hockey and men's and women's lacrosse in this decade.

The Big Ten leads the nation in total students competing in intercollegiate athletics and participation opportunities, and sponsors more official sports than all conferences except the Ivy League.

More than 1,500 Big Ten competitors have participated in the Olympics, winning more than 500 medals, including more than 200 gold. The Big Ten Conference enjoyed its finest performance at a single Olympic Games during the 2020 Summer Olympics in Tokyo, Japan, as athletes with Big Ten ties set conference records by earning 51 total medals and 22 gold medals during the 17-day competition. All 14 Big Ten member schools had an athlete win at least one medal in Tokyo, also a first in conference history. Big Ten Olympians collected nearly 80 medals in the most recent games in PyeongChang and Beijing.

PASSIONATE FOLLOWING

The Big Ten leads all conferences with 6.4 million alumni and nearly 675,000 students. Each year more than 11 million patrons attend Big Ten home contests, as the conference has led the nation in attendance for men's basketball, ice hockey, volleyball and wrestling.

LEADERS IN INNOVATION

Took part in the nation's first bowl game, winning the 1902 Rose Bowl Game, and signed an exclusive contract with the Tournament of Roses in 1946, making it the first bowl with permanent conference affiliations.

Awarded the first Big Ten Medal of Honor in 1915, honoring outstanding seniors who demonstrated excellence in academics and athletics.

Formed the Big Ten Advisory Commission in 1972, enlisting former students that competed in conference athletics to serve as liaisons to the NCAA's Diversity and Inclusion Department, the Big Ten Student-Athlete Advisory Commission and other organizations.

Became the first conference to voluntarily adopt male and female participation goals after launching its Gender Equity Action Plan in 1992.

Implemented the first collegiate football system of instant replay in 2004, which the NCAA approved for use among all conferences in 2006.

Launched the Big Ten Network (BTN) in 2007, the first national conference-owned television network.

Began partnering with the Ivy League to study the effects of head injuries in sports in 2012.

Accepted Johns Hopkins University as the conference's first sport affiliate members in men's and women's lacrosse in 2013 and 2015, respectively, and added Notre Dame as a sport affiliate member in men's ice hockey in 2017.

EXTENSIVE TELEVISION EXPOSURE

Through the Big Ten's new media agreements with BTN, CBS, FOX and NBC/Peacock, more than 2,300 Big Ten events are produced and distributed nationally and globally on an annual basis. The Big Ten is the only conference to distribute games on three over-the-air broadcast networks.

BTN reaches more than 50 million homes and is also available via the Fox Sports App, delivering live and on-demand programming to computers, smartphones and tablets. B1G+ streams more than 1,700 additional events each season.

COMMUNITY INVOLVEMENT

For more than 30 years, through the Big Ten's SCORE (Success Comes Out of Reading Everyday) program, the conference has partnered with Chicago elementary schools to improve reading performance.

Surrounding the Big Ten Football Championship Game and Basketball Tournaments, the conference has held numerous community initiatives, partnered with the College Football Playoff Foundation and other events such as the Big Ten Career Expo, Saturday of Service and Youth Football Clinics. In addition, the Big Ten has hosted a downtown 5K, collaborated with a local breast cancer awareness group and provided unique event experiences for military veterans.

2023-24 OPPONENTS





LINDENWOOD
LINCOLN, NEB. | NOV. 6

GENERAL INFO

Location Saint Charles, Mo.
Founded 1832
Enrollment 4,808
Nickname Lions
Colors Black and Gold
President Dr. John Porter
Athletics Director Jason Coomer
Conference Ohio Valley
Arena Hyland Arena (3,270)
Website lindenwoodlions.com
MBB on X/Instagram @LU_Lions/@lumensbball

TEAM INFORMATION

2022-23 Record (Conf. Record) 11-21 (6-12, 8th)
Postseason Finish None
Starters R/L 2/3
Lettermen R/L 4/6

HEAD COACH

Head Coach (Year) ... Kyle Gerdeman (SE Missouri St., 1998)
Record at School 45-64 (Four seasons)
Overall Record Same

MEDIA RELATIONS

Basketball Contact Jacob Hord
Phone (814) 934-9517
Email jhord@lindenwood.edu

FLORIDA A&M
LINCOLN, NEB. | NOV. 9

GENERAL INFO

Location Tallahassee, Fla.
Founded 1887
Enrollment 9,614
Nickname Rattlers
Colors Orange, Green, and White
President Dr. Larry Robinson
Athletics Director Tiffani-Dawn Sykes
Conference Southwestern Athletic Conference
Arena Al Lawson Center (9,639)
Website famuathletics.com
MBB on X/Instagram @famu_mbb

TEAM INFORMATION

2022-23 Record (Conf. Record) 7-22 (5-13, 10th)
Postseason Finish None
Starters R/L 3/2
Lettermen R/L 6/10

HEAD COACH

Head Coach (Year) ... Robert McCullum (Birmingham So., 1976)
Record at School 61-110 (Six seasons)
Overall Record 145-231 (13 seasons)

MEDIA RELATIONS

Basketball Contact Josh Padilla
Phone (850) 756-8622
Email Joshua.Padilla@famu.edu

RIDER
LINCOLN, NEB. | NOV. 13

GENERAL INFO

Location Lawrenceville, N.J.
Founded 1865
Enrollment 3,168
Nickname Broncs
Colors Cranberry and White
President Dr. Greg Dell'Omo
Athletics Director Don Harnum
Conference Metro Atlantic Athletic
Arena Alumni Gymnasium (1,650)
Website gobroncs.com
MBB on X/Instagram @RiderMBB

TEAM INFORMATION

2022-23 Record (Conf. Record) 16-14 (13-7, 2nd)
Postseason Finish None
Starters R/L 3/2
Lettermen R/L 7/8

HEAD COACH

Head Coach (Year) Kevin Baggett (Saint Joseph's, 1989)
Record at School 177-166 (11 seasons)
Overall Record Same

MEDIA RELATIONS

Basketball Contact Greg Ott
Office (609) 896-5138
Email grott@rider.edu

STONY BROOK
LINCOLN, NEB. | NOV. 15

GENERAL INFO

Location Stony Brook, N.Y.
Founded 1957
Enrollment 25,710
Nickname Seawolves
Colors Red and Black
President Maurie McInnis
Athletics Director Shawn Heilbron
Conference Colonial Athletic
Arena Island Federal Credit Union Arena (4,000)
Website stonybrookathletics.com
MBB on X/Instagram ... @StonyBrookMBB/@stonybrook_mbb

TEAM INFORMATION

2022-23 Record (Conf. Record) 11-22 (6-12, t-9th)
Postseason Finish None
Starters R/L 2/3
Lettermen R/L 10/5

HEAD COACH

Head Coach (Year) Geno Ford (Ohio, 1997)
Record at School 58-63 (Five seasons)
Overall Record 223-218 (15 seasons)

MEDIA RELATIONS

Basketball Contact Jack Clark
Office (631) 416-1999
Email Jack.T.Clark@stonybrook.edu

OREGON STATE
SIOUX FALLS, S.D. | NOV. 18

GENERAL INFO

Location Corvallis, Ore.
Founded 35,129
Enrollment 1868
Nickname Beavers
Colors Orange & Black
President Jayathi Murthy
Athletics Director Scott Barnes
Conference Pac-12
Arena Gill Coliseum (9,301)
Website osubeavers.com
MBB on X/Instagram @BeaverMBB

TEAM INFORMATION

2022-23 Record (Conf. Record) 11-21 (5-15, 11th)
Postseason Finish None
Starters R/L 3/2
Lettermen R/L 10/4

HEAD COACH

Head Coach (Year) Wayne Tinkle (Montana, 2005)
Record at School 127-158 (Nine seasons)
Overall Record 285-249 (17 seasons)

MEDIA RELATIONS

Basketball Contact Trevor Cramer
Office (541) 737-3720
Email trevor.cramer@oregonstate.edu

DUQUESNE
LINCOLN, NEB. | NOV. 22

GENERAL INFO

Location Pittsburgh, Pa.
Founded 1878
Enrollment 8,128
Nickname Dukes
Colors Red and Blue
President Ken Gormley
Vice President of Athletics Dave Harper
Conference Atlantic-10
Arena UPMC Cooper Fieldhouse (3,500)
Website goduquesne.com
MBB on X/Instagram @DuqMBB/@GoDuquesne

TEAM INFORMATION

2022-23 Record (Conf. Record) 20-13 (10-8, 6th)
Postseason Finish CBI First Round
Starters R/L 3/2
Lettermen R/L 8/8

HEAD COACH

Head Coach (Year) Keith Dambrot (Akron, 1982)
Record at School 91-84 (Six seasons)
Overall Record 504-293 (25 seasons)

MEDIA RELATIONS

Basketball Contact Jacob Davey
Office (412) 396-6565
Email daveyj@duq.edu

CAL STATE FULLERTON
 LINCOLN, NEB. | NOV. 26

GENERAL INFO

Location Fullerton, Calif.
 Founded 1957
 Enrollment 38,325
 Nickname Titans
 Colors Navy, Orange & White
 President Sylvia Alva
 Athletics Director Jim Donovan
 Conference Big West
 Arena Titan Gym (4,000)
 Website fullertontitans.com
 MBB on X/Instagram @fullertonMBB

TEAM INFORMATION

2022-23 Record (Conf. Record) 20-13 (12-6, 4th)
 Postseason Finish None
 Starters R/L 3/2
 Lettermen R/L 5/9

HEAD COACH

Head Coach (Year) Dedrique Taylor (UC Davis, 1997)
 Record at School 141-161 (10 seasons)
 Overall Record Same

MEDIA RELATIONS

Basketball Contact Josh Carter
 Office (657) 278-2777
 Email jocarter@fullerton.edu

MICHIGAN STATE
 LINCOLN, NEB. | DEC. 10

GENERAL INFO

Location East Lansing, Mich.
 Founded 1855
 Enrollment 50,023
 Nickname Spartans
 Colors Green and White
 Interim President: Teresa K. Woodruff
 Athletics Director Alan Haller
 Conference Big Ten
 Arena Breslin Center (14,797)
 Website msuspartans.com
 MBB on X/Instagram @MSU_Basketball

TEAM INFORMATION

2022-23 Record 21-13 (11-8, 4th)
 Postseason Finish NCAA Sweet 16
 Starters R/L 4/1
 Lettermen R/L 11/3

HEAD COACH

Head Coach (Year) Tom Izzo (Northern Michigan, 1977)
 Record at School 687-280 (28 seasons)
 Overall Record Same

MEDIA RELATIONS

Basketball Contact Mex Carey
 Office/Cell (517) 355-2271/(917) 576-7445
 Email carey@ath.msu.edu

CREIGHTON
 LINCOLN, NEB. | DEC. 5

GENERAL INFO

Location Omaha, Neb.
 Founded 1878
 Enrollment 8,397
 Nickname Bluejays
 Colors Blue and White
 President Rev. Daniel S. Hendrickson, S.J.
 Athletics Director Marcus Blossom
 Conference Big East
 Arena CHI Health Center Omaha (17,352)
 Website GoCreighton.com
 MBB on X/Instagram @BluejayMBB

TEAM INFORMATION

2022-23 Record (Conf. Record) 24-13 (14-6, 3rd)
 Postseason Finish NCAA Elite Eight
 Starters R/L 3/2
 Lettermen R/L 8/8

HEAD COACH

Head Coach (Year) .. Greg McDermott (Northern Iowa, 1988)
 Record at School 300-150 (13 seasons)
 Overall Record 580-345 (29 seasons)

MEDIA RELATIONS

Basketball Contact Rob Anderson
 Office (402) 280-5544
 Email randerson@creighton.edu

KANSAS STATE
 MANHATTAN, KAN. | DEC. 17

GENERAL INFO

Location Manhattan, Kan.
 Founded 1863
 Enrollment 20,229
 Nickname Wildcats
 Colors Purple and White
 President Dr. Richard Linton
 Athletics Director Gene Taylor
 Conference Big 12
 Arena Bramlage Coliseum (11,654)
 Website kstatesports.com
 MBB on X/Instagram @KStateMBB

TEAM INFORMATION

2022-23 Record (Conf. Record) 26-10 (11-7, 3rd)
 Postseason Finish NCAA Elite Eight
 Starters R/L 3/2
 Lettermen R/L 4/7

HEAD COACH

Head Coach (Year) Jerome Tang (Charter Oak St. College, 2007)
 Record at School 28-10 (One season)
 Overall Record Same

MEDIA RELATIONS

Basketball Contact Tom Gilbert
 Office (785) 587-7868
 Email tgilbert@kstatesports.com

MINNESOTA
 MINNEAPOLIS, MINN. | DEC. 6
 LINCOLN, NEB. | FEB. 25

GENERAL INFO

Location Minneapolis, Minn.
 Founded 1851
 Enrollment 52,376
 Nickname Golden Gophers
 Colors Maroon and Gold
 Interim President Jeff Ettinger
 Athletics Director Mark Coyle
 Conference Big Ten
 Arena Williams Arena (14,625)
 Website gophersports.com
 MBB on X/Instagram @GopherMBB

TEAM INFORMATION

2022-23 Record 9-22 (2-17, 14th)
 Postseason Finish None
 Starters R/L 2/3
 Lettermen R/L 7/5

HEAD COACH

Head Coach (Year) Ben Johnson (Minnesota, 2005)
 Record at School 22-39 (Two seasons)
 Overall Record Same

MEDIA RELATIONS

Basketball Contact Michelle Traversie
 Office/Cell (612) 624-0522/(612) 396-8712
 Email traen001@umn.edu

NORTH DAKOTA
 LINCOLN, NEB. | DEC. 20

GENERAL INFO

Location Grand Forks N.D.
 Founded 1883
 Enrollment 13,876
 Nickname Fighting Hawks
 Colors Kelly Green & White
 President Andrew Armacost
 Athletics Director Bill Chaves
 Conference Summit League
 Arena Betty Engelstad Sioux Center (3,140)
 Website fightinghawks.com
 MBB on X/Instagram @UNDmbasketball/@undmbb

TEAM INFORMATION

2022-23 Record (Conf. Record) 13-20 (6-12, t-8th)
 Postseason Finish None
 Starters R/L 3/2
 Lettermen R/L 7/7

HEAD COACH

Head Coach (Year) Paul Sather (Northern State, 1996)
 Record at School 43-80 (Four seasons)
 Overall Record 325-231 (18 seasons)

MEDIA RELATIONS

Basketball Contact Josh McSwain
 Office (701) 317-4050
 Email Joshua.mcswain@und.edu



SOUTH CAROLINA STATE
LINCOLN, NEB. | DEC. 29

GENERAL INFO

Location Orangeburg S.C.
Founded 1896
Enrollment 2,937
Nickname Bulldog
Colors Garnet & Blue
President Alexander Conyers
Athletics Director Keshia Campbell
Conference Mid-Eastern Athletic
Arena Smith-Hammond-Middleton Memorial Center (3,200)
Website scsuathletics.com
MBB on X/Instagram @SCStateMBB

TEAM INFORMATION

2022-23 Record (Conf. Record) 5-26 (2-12, 8th)
Postseason Finish None
Starters R/L 3/2
Lettermen R/L 8/6

HEAD COACH

Head Coach (Year) Erik Martin (Cincinnati, 1993)
Record at School 5-26 (One season)
Overall Record Same

MEDIA RELATIONS

Basketball Contact Kendrick Lewis
Office (803) 536-8227
Email klewis19@scsu.edu

INDIANA
LINCOLN, NEB. | JAN. 3
BLOOMINGTON, IND. | FEB. 21

GENERAL INFO

Location Bloomington, Ind.
Founded 1820
Enrollment 48,952
Nickname Hoosiers
Colors Cream and Crimson
President Pamela Whitten
Athletics Director Scott Dolson
Conference Big Ten
Arena Simon Skjodt Assembly Hall (17,357)
Website IUhoosiers.com
MBB on X/Instagram @IndianaMBB

TEAM INFORMATION

2022-23 Record (Conf. Record) 23-12 (12-8, t2nd)
Postseason Finish NCAA Second Round
Starters R/L 1/4
Lettermen R/L 6/7

HEAD COACH

Head Coach (Year) Mike Woodson (Indiana, 1980)
Record at School 44-26 (Two seasons)
Overall Record Same

MEDIA RELATIONS

Basketball Contact Charlie Duffy
Office/Cell (812) 855-4770 / (317) 490-3262
Email csduffy@iu.edu

WISCONSIN
MADISON, WIS. | JAN. 6
LINCOLN, NEB. | FEB. 1

GENERAL INFO

Location Madison, Wis.
Founded 1848
Enrollment 45,540
Nickname Badgers
Colors Cardinal and White
Chancellor Jennifer Mnookin
Athletics Director Chris McIntosh
Conference Big Ten
Arena Kohl Center (17,071)
Website UWBadgers.com
MBB on X/Instagram @BadgerMBB

TEAM INFORMATION

2022-23 Record (Conf. Record) 20-15 (9-11, t11th)
Postseason Finish NIT Semifinals
Starters R/L 5/0
Lettermen R/L 13/2

HEAD COACH

Head Coach (Year) Greg Gard (UW-Platteville, 1995)
Record at School 164-93 (Eight seasons)
Overall Record Same

MEDIA RELATIONS

Basketball Contact Brandon Harrison
Cell (608) 279-8653
Email BAH@athletics.wisc.edu

PURDUE
LINCOLN, NEB. | JAN. 9

GENERAL INFO

Location West Lafayette, Ind.
Founded 1869
Enrollment 52,211
Nickname Boilermakers
Colors Old Gold & Black
President Mung Chiang
Athletics Director Mike Bobinski
Conference Big Ten
Arena Mackey Arena (14,876)
Website purduesports.com
MBB Twitter @BoilerBall

TEAM INFORMATION

2022-23 Record (Conf. Record) 29-6 (15-5, 1st)
Postseason Finish NCAA First Round
Starters R/L 5/0
Lettermen R/L 11/3

HEAD COACH

Head Coach (Year) Matt Painter (Purdue, 1994)
Record at School 413-198 (18 seasons)
Overall Record 438-203 (19 seasons)

MEDIA RELATIONS

Basketball Contact Chris Forman
Office/Cell (765) 494-3201 / (413) 687-4590
Email cforman@purdue.edu

IOWA
IOWA CITY, IOWA | JAN. 12

GENERAL INFO

Location Iowa City, Iowa
Founded 1847
Enrollment 30,448
Nickname Hawkeyes
Colors Gold and Black
President Barbara J. Wilson
Interim Athletics Director Beth Goetz
Conference Big Ten
Arena Carver-Hawkeye Arena (15,056)
Website hawkeyesports.com
MBB Twitter @IowaHoops

TEAM INFORMATION

2022-23 Record (Conf. Record) 19-14 (11-9, t5th)
Postseason Finish NCAA First Round
Starters R/L 3/2
Lettermen R/L 5/5

HEAD COACH

Head Coach (Year) Fran McCaffery (Pennsylvania, 1982)
Record at School 261-176 (13 seasons)
Overall Record 512-353 (27 seasons)

MEDIA RELATIONS

Basketball Contact James Allan
Office/Cell 319-335-6439 / (319) 530-5792
Email james-allan@uiowa.edu

RUTGERS
PISCATAWAY, N.J. | JAN. 17
LINCOLN, NEB. | MARCH 3

GENERAL INFO

Location Piscataway, N.J.
Founded 1766
Enrollment 67,600
Nickname Scarlet Knights
Color Scarlet
President Jonathan Holloway
Athletics Director Patrick Hobbs
Conference Big Ten
Arena Jersey Mike's Arena (8,000)
Website scarletknights.com
MBB Twitter @RutgersMBB

TEAM INFORMATION

2022-23 Record (Conf. Record) 19-15 (10-10, t-9th)
Postseason Finish NIT First Round
Starters R/L 2/3
Lettermen R/L 9/7

HEAD COACH

Head Coach Steve Pikiell (Connecticut, 1990)
Record at School 117-106 (Seven seasons)
Overall Record 314-280 (19 seasons)

MEDIA RELATIONS

Basketball Contact Chris Corso
Cell (631) 241-0112
Email ccorso@scarletknights.com

NORTHWESTERN
 LINCOLN, NEB. | JAN. 20
 EVANSTON, ILL. | FEB. 7

GENERAL INFO

Location Evanston, Ill.
 Founded 1851
 Enrollment 8,367
 Nickname Wildcats
 Colors Purple and White
 President Michael Schill
 Athletics Director Dr. Derrick Gragg
 Conference Big Ten
 Arena Welsh-Ryan Arena (7,039)
 Website NUsports.com
 MBB on X/Instagram @NUMensBball

TEAM INFORMATION

2022-23 Record (Conf. Record) 22-12 (12-8, t2nd)
 Postseason Finish NCAA Second Round
 Starters R/L 3/2
 Lettermen R/L 7/5

HEAD COACH

Head Coach (Year) Chris Collins (Duke, 2000)
 Record at School 155-162 (10 seasons)
 Overall Record Same

MEDIA RELATIONS

Basketball Contact Jacob Pavilack
 Office/Cell (304) 559-7959
 Email jacob.pavilack@northwestern.edu

OHIO STATE
 LINCOLN, NEB. | JAN. 23
 COLUMBUS, OHIO | FEB. 29

GENERAL INFO

Location Columbus, Ohio
 Founded 1870
 Enrollment 57,466
 Nickname Buckeyes
 Colors Scarlet and Gray
 Acting President Peter Mohler
 Athletics Director Eugene Smith
 Conference Big Ten
 Arena Value City Arena (18,809)
 Website ohiostatebuckeyes.com
 MBB on X/Instagram @OhioStateHoops

TEAM INFORMATION

2022-23 Record (Conf. Record) 16-19 (5-15, 13th)
 Postseason Finish None
 Starters R/L 1/4
 Lettermen R/L 8/6

HEAD COACH

Head Coach (Year) Chris Holtman (Taylor, 1994)
 Record at School 123-75 (Six seasons)
 Overall Record 237-160 (12 seasons)

MEDIA RELATIONS

Basketball Contact Gary Petit
 Office/Cell (614) 292-3270/(740) 516-4370
 Email petit.38@osu.edu

MARYLAND
 COLLEGE PARK, MD. | JAN. 27

GENERAL INFO

Location College Park, Md.
 Founded 1856
 Enrollment 40,700
 Nickname Terrapins, Terps
 Colors Red, White, Black and Gold
 President Dr. Darryll J. Pines
 Athletics Director Damon Evans
 Conference Big Ten
 Arena XFINITY Center (17,950)
 Website umterps.com
 MBB on X/Instagram @TerrapinHoops

TEAM INFORMATION

2022-23 Record (Conf. Record) 22-13 (11-9, t4th)
 Postseason Finish NCAA Second Round
 Starters R/L 3/2
 Lettermen R/L 6/7

HEAD COACH

Head Coach (Year) Kevin Willard (Pittsburgh, 1997)
 Record at School 22-13 (One season)
 Overall Record 292-223 (16 seasons)

MEDIA RELATIONS

Basketball Contact John Sinnett
 Office/Cell 413-687-2237
 Email jsinnett@umd.edu

ILLINOIS
 URBANA-CHAMPAIGN, ILL. | FEB. 4

GENERAL INFO

Location Urbana-Champaign, Ill.
 Founded 1867
 Enrollment 56,403
 Nickname Fighting Illini
 Colors Orange and Blue
 Chancellor Robert J. Jones
 Athletics Director Josh Whitman
 Conference Big Ten
 Arena State Farm Center (15,544)
 Website Fightingillini.com
 MBB on X/Instagram @IlliniMBB

TEAM INFORMATION

2022-23 Record (Conf. Record) 20-13 (11-9, t-5th)
 Postseason Finish NCAA First Round
 Starters R/L 3/2
 Lettermen R/L 7/7

HEAD COACH

Head Coach (Year) Brad Underwood (Kansas State, 1986)
 Record at School 114-79 (Six seasons)
 Overall Record 223-106 (10 seasons)

MEDIA RELATIONS

Basketball Contact Derrick Burson
 Office/Cell (217) 333-0933/(217) 766-7315
 Email burson@illinois.edu

MICHIGAN
 LINCOLN, NEB. | FEB. 10
 ANN ARBOR, MICH. | MARCH 10

GENERAL INFO

Location Ann Arbor, Mich.
 Founded 1817
 Enrollment 46,710
 Nickname Wolverines
 Colors Maize & Blue
 President Dr. Santa Ono
 Athletics Director Warde Manuel
 Conference Big Ten
 Arena Crisler Center (12,707)
 Website mgoblue.com
 MBB on X/Instagram @umichbball

TEAM INFORMATION

2022-23 Record (Conf. Record) 18-16 (11-9, t-5th)
 Postseason Finish NIT Second Round
 Starters R/L 2/3
 Lettermen R/L 10/6

HEAD COACH

Head Coach (Year) Juwan Howard (Michigan, 1995)
 Record at School 79-48 (Four seasons)
 Overall Record Same

MEDIA RELATIONS

Basketball Contact Tom Wywrot
 Office/Cell (734) 763-4423/(734) 320-1148
 Email twywrot@umich.edu

PENN STATE
 LINCOLN, NEB. | FEB. 17

GENERAL INFO

Location University Park, Pa.
 Founded 1855
 Enrollment 45,901
 Nickname Nittany Lions
 Colors Blue and White
 President Neeli Bendapudi
 Athletics Director Patrick Kraft
 Conference Big Ten
 Arena Bryce Jordan Center (15,261)
 Website GoPSUsports.com
 MBB on X/Instagram @PennStateMBB

TEAM INFORMATION

2022-23 Record (Conf. Record) 23-14 (10-10, t-9th)
 Postseason Finish NCAA Second Round
 Starters R/L 0/5
 Lettermen R/L 5/11

HEAD COACH

Head Coach (Year) Mike Rhoades (Lebanon Valley, 1995)
 Record at School 0-0 (First season)
 Overall Record 373-189 (19 seasons)

MEDIA RELATIONS

Basketball Contact Chelsea Vielhauer
 Office/Cell (814) 865-1757/(610) 937-4035
 Email cpv5026@psu.edu




JOIN US NOW

Unlock the best of adidas.
Scan the QR code to join adiClub for free

adiclub

I love finding my flow.





Bo Spencer had 23 points as NU overcame a 13-point second-half deficit in a 70-69 win over No. 11 Indiana on Jan. 18, 2012.

ILLINOIS (ILLINOIS LEADS 21-8)

- In Lincoln: Illinois leads, 6-5
 At Pinnacle Bank Arena: Nebraska leads, 4-3
- In Champaign: Illinois leads, 13-2
 At State Farm Center: Illinois leads, 9-1
- San Juan Shootout: Nebraska leads, 1-0
- In Big Ten Conference games: Illinois leads, 14-6
- In Big Ten Tournament games: 0-0

HUSKER-ILLINI SUPERLATIVES

- Most consecutive wins (year ended): Nebraska 1 (1921, 1990, 2012, 2014, 2015, 2016, 2018, 2018); Illinois 7 (1921-76)
- Most points scored: Nebraska, 100, at San Juan, P.R., Nov. 24, 1990; Illinois 86, at Champaign, Ill., Feb. 25, 2021
- Highest combined score: 173, Nebraska, 100, Illinois, 73, at San Juan, P.R., Nov. 24, 1990
- Biggest winning margin: Nebraska, 27, at San Juan, P.R., Nov. 24, 1990; Illinois, 42, at Champaign, Ill., Dec. 12, 1942

Date	Site	Rk.	Result	Neb.	Ill.
1-1-21	A	-/-	W	30	25
1-3-21	A	-/-	L	24	26
12-12-42	A	-/-	L	27	69
12-29-44	A	-/-	L	39	71
12-20-45	H	-/-	L	51	62
12-28-46	A	-/-	L	37	72
11-28-75	H	-/-	L	58	60
12-11-76	A	-/-	L	63	67
11-24-90	N	-/-	W	100	73
1-7-12	A	-/-	L	54	59
2-18-12	H	-/-	W	80	57
1-22-13	H	-/-	L	51	71
3-2-13	A	-/-	L	65	72
2-12-14	H	-/-	W	67	58
2-26-14	A	-/-	L	49	60
1-11-15	H	-/-	W	53	43
3-4-15	A	-/-	L	57	69
1-16-16	A	-/-	W	78	67
2-26-17	H	-/-	L	57	73
1-15-18	H	-/-	W	64	63
2-18-18	A	-/-	L	66	72
12-2-18	H	-/-	W	75	60
2-2-19	A	-/-	L	64	71
2-24-20	A	-/-	L	59	71
2-12-21	H	-/6	L (OT)	72	77
2-25-21	A	-/5	L	70	86
1-11-22	H	-/25	L	71	81
1-10-23	H	-/-	L	50	76
1-31-23	A	-/-	L	56	72

INDIANA (INDIANA LEADS 20-7)

- In Lincoln: Indiana leads, 8-4
 At Pinnacle Bank Arena: Indiana leads, 5-2
- In Bloomington: Indiana leads, 10-3
 At Assembly Hall: Indiana leads, 7-3
- In Indianapolis: Indiana leads, 2-0

- In Big Ten Conference games: Indiana leads, 10-6
 - In Big Ten Tournament games: Indiana leads, 1-0
- HUSKER-HOOSIER SUPERLATIVES**
- Most consecutive wins (year ended): Nebraska 3 (2016-19); Indiana 7 (1937-1982; 2019-present)
 - Most points scored: Nebraska, 90, at Bloomington, Ind., Dec. 14, 2019; Indiana 97, at Bloomington, Ind., Dec. 21, 1974
 - Highest combined score: 186, Indiana 96, Nebraska 90 (OT), at Bloomington, Ind., Dec. 13, 2019
 - Biggest winning margin: Nebraska, 20, at Lincoln, Neb., Feb. 6, 1920; Indiana, 37, at Bloomington, Ind. Dec. 21, 1974

Date	Site	Rk.	Result	Neb.	Ind.
2-5-20	H	-/-	L	20	24
2-6-20	H	-/-	W	38	18
12-23-37	A	-/-	L	42	43
12-15-39	H	-/-	L	39	49
12-15-41	A	-/-	L	29	56
12-30-42	H	-/-	L	39	40
12-30-44	A	-/-	L	42	65
12-21-74	A	/2	L	60	97
12-30-82	N	-/1	L	50	67
1-18-12	H	-/11	W	70	69
2-13-13	A	-/1	L	47	76
1-30-14	H	-/-	W	60	55
3-5-14	A	-/-	W	70	60
12-31-14	H	-/-	L	65	70
1-2-16	H	-/-	L	69	79
2-17-16	A	-/22	L	64	80
12-28-16	A	-/16	W	87	83
2-20-18	H	-/-	W	66	57
1-14-19	A	-/24	W	66	51
12-13-19	A	-/-	L (OT)	90	96
1-18-20	H	-/-	L	74	82
3-11-20	N	-/-	L	64	89
1-10-21	H	-/-	L	76	84
12-4-21	A	-/-	L	55	68
1-17-22	H	-/-	L	71	78
12-7-22	A	-/14	L	65	81

IOWA (IOWA LEADS 24-15)

- In Lincoln: Nebraska leads, 12-6
 At Pinnacle Bank Arena: Nebraska leads, 5-2
- In Iowa City: Iowa leads, 18-3
 At Carver-Hawkeye Arena: Iowa leads, 8-2
- In Big Ten Conference games: Iowa leads, 12-8
- In Big Ten Tournament games: 0-0

HUSKER-HAWKEYE SUPERLATIVES

- Most consecutive wins (year ended): Nebraska 2 (1941-42, 1956-70; 2022-present); Iowa 5 (2013-16)
- Most points scored: Nebraska, 98, at Lincoln, Neb., Jan. 27, 2018; Iowa, 102, at Iowa City, Iowa, March 4, 2021.
- Highest combined score: 184, Nebraska, 93, Iowa, 91 (OT), at Lincoln, Neb., March 10, 2019
- Biggest winning margin: Nebraska, 24, at Lincoln, Neb., Dec. 3, 1956; Iowa, 38, at Iowa City, March 5, 2021

Date	Site	Rk.	Result	Neb.	Iowa
1-28-1907	H	-/-	W	25	17
2-22-1907	A	-/-	L	29	32
3-6-1908	A	-/-	L	26	39
1-25-30	H	-/-	W	41	26
12-19-31	A	-/-	L	29	34
12-20-34	H	-/-	L	24	31
12-30-41	A	-/-	W	41	34
12-19-42	H	-/-	W	52	43
12-10-43	A	-/-	L	33	50
12-16-44	H	-/-	L	45	61
12-17-45	A	-/-	L	35	61
12-12-53	H	-/-	W	81	70
12-6-54	A	-/4	L	61	84
12-3-55	A	-/-	L	51	60
12-3-56	H	-/-	W	67	43
12-5-70	H	-/-	W	73	71
12-21-71	A	-/-	L	77	86
12-2-75	A	-/-	L	65	72
11-27-76	H	-/-	L	57	71
1-26-12	A	-/-	W	79	73
2-29-12	H	-/-	L	53	62
2-23-13	H	-/-	W	64	60
3-9-13	A	-/-	L	60	74
12-31-13	A	-/22	L	57	67
1-5-15	A	-/-	L	59	70
2-22-15	H	-/-	L	46	74
1-5-16	A	-/19	L	66	77
1-5-17	H	-/-	W (2OT)	93	90
2-5-17	A	-/-	L	70	81
1-27-18	H	-/-	W	98	84
1-6-19	A	24/25	L	84	93
3-9-19	H	-/-	W (OT)	93	91
1-7-20	H	-/-	W	76	70
2-8-20	A	-/17	L	72	96
3-4-21	A	-/5	L	64	102
2-13-22	A	-/-	L	75	98
2-25-22	H	-/25	L	78	88
12-29-22	H	-/-	W	66	50
3-5-23	A	-/-	W	81	77



Dylan Talley's 3-pointer in the final minute helped Nebraska rally back from a 20-point deficit to defeat Iowa, 64-60 on Feb. 23, 2013.



Tai Webster scored 18 points, including the final seven points in a 14-0 game-ending run, as Nebraska picked up its first-ever win at Maryland, 67-65, on Jan. 1, 2017.

MARYLAND (MARYLAND LEADS 11-4)

- In Lincoln: Maryland leads, 4-2
At Pinnacle Bank Arena: Maryland leads, 4-2
- In College Park: Maryland leads, 6-1
At XFINITY Center: Maryland leads, 6-1
- In Big Ten Conference games: Maryland leads, 10-3
- In Big Ten Tournament games: 1-1

HUSKER-TERRAPIN SUPERLATIVES

- Most consecutive wins (year ended): Nebraska 2 (2017-2018); Maryland 5 (2015-16; 2020-23)
- Most points scored: Nebraska, 86, at Indianapolis, Ind., March 11, 2016; Maryland 97, at Indianapolis, Ind., March 11, 2016
- Highest combined score: 183, Maryland 97, Nebraska, 86, at Indianapolis, Ind., March 11, 2016
- Biggest winning margin: Nebraska, 8, at Chicago, Ill., March 14, 2019; Maryland, 19, at College Park, Md., Jan. 28, 2023

Date	Site	Rk.	Result	Neb.	Md.
2-19-15	A	-/15	L	65	69
3-8-15	H	-/10	L	61	64
2-3-16	H	-/4	L	65	70
3-11-16	N	-/18	L	86	97
1-1-17	A	-/-	W	67	65
2-13-18	H	-/-	W	70	66
1-2-19	A	24/-	L	74	74
2-6-19	H	-/24	L	45	60
3-14-19	N	-/21	W	69	61
2-11-20	A	-/9	L	70	72
2-16-21	A	-/-	L	50	64
2-17-21	A	-/-	L	71	79
2-18-22	H	-/-	L	74	90
1-28-23	A	-/-	L	63	82
2-19-23	H	-/-	W (OT)	70	66

MICHIGAN (MICHIGAN LEADS 22-3)

- In Lincoln: Michigan leads, 7-3
At Pinnacle Bank Arena: Michigan leads, 6-1
 - In Ann Arbor: Michigan leads, 12-0
At Crisler Center: Michigan leads, 9-0
 - In Honolulu, Hawaii: Michigan leads, 1-0
 - In Kansas City: Michigan leads, 1-0
 - In Big Ten Conference games: Michigan leads, 14-1
 - In Big Ten Tournament games: Michigan leads, 1-0
- Note: Michigan vacated win against NU in 1992

HUSKER-WOLVERINE SUPERLATIVES

- Most consecutive wins (year ended): Nebraska 1 (1956, 1964; 2018); Michigan 10 (1980-2017)
- Most points scored: Nebraska, 85, at Ann Arbor, Mich., Jan. 14, 2017; Michigan, 102, at Lincoln, Neb., Dec. 7, 2021
- Highest combined score: 176, Michigan, 91, Nebraska, 85, at Ann Arbor, Mich., Jan. 14, 2017
- Biggest winning margin: Nebraska, 20, at Lincoln, Neb., Jan. 18, 2018; Michigan, 36, at Lincoln, Neb., March 5, 2017

Date	Site	Rk.	Result	Neb.	Mich.
12-29-49	N	-/-	L	65	67
12-10-55	A	-/-	L	71	77
12-8-56	H	-/-	W	73	60
12-7-57	A	-/-	L	57	81
12-6-63	A	-/6	L	55	80
12-12-64	H	-/1	W	74	73
3-6-80	A	-/-	L	69	76
12-28-92!	N	20/6	L	73	88
2-8-12	H	-/22	L	46	62
1-9-13	H	-/2	L	47	62
1-9-14	H	-/-	L	70	71
2-5-14	A	-/10	L	50	79
1-27-15	A	-/-	L	44	58
1-23-16	H	-/-	L	68	81
1-14-17	A	-/-	L	85	91
3-5-17	H	-/-	L	57	93
1-18-18	H	-/23	W	72	52
3-2-18	N	-/15	L	58	77
2-28-19	A	-/9	L	53	82
1-28-20	H	-/-	L	68	79
3-5-20	A	-/19	L	58	82
12-25-20	H	-/19	L	69	80
12-7-21	H	-/-	L	67	102
2-1-22	A	-/-	L	79	85
2-8-23	A	-/-	L	72	93

!-later vacated

MICHIGAN STATE (MICHIGAN ST. LEADS 23-9)

- In Lincoln: Michigan State leads, 9-6
At Pinnacle Bank Arena: Michigan State leads, 5-1
- In East Lansing: Michigan State leads, 12-3
At Breslin Center: Michigan State leads 10-3
- In Kansas City: Michigan State leads 1-0
- In Atlanta: Michigan State Leads 1-0
- In Big Ten Conference games: Michigan State leads, 15-3
- In Big Ten Tournament games: 0-0

HUSKER-SPARTAN SUPERLATIVES

- Most consecutive wins (year ended): Nebraska 3 (2014-16); Michigan State 11 (2017-present)
- Most points scored: Nebraska, 96, at Lincoln, Neb., Dec. 10, 1994; Michigan State, 101, at East Lansing, Mich., Dec. 4, 1991
- Highest combined score: 187, Michigan State, 91, Nebraska, 96, at Lincoln, Neb., Dec. 10, 1994
- Biggest winning margin: Nebraska, 19, at Lincoln, Neb., Feb. 14, 1920; Michigan State, 29, at East Lansing, Mich., Dec. 3, 2017

Date	Site	Rk.	Result	Neb.	MSU
2-13-20	H	-/-	W	43	26
2-14-20	H	-/-	W	39	20
12-27-56	N	-/-	L	65	79
12-20-58	A	-/11	L	55	80
12-17-59	H	-/-	L (2OT)	80	82
12-20-67	A	-/-	L	70	74
12-16-68	H	-/-	W	73	59
12-29-83	N	-/-	L	45	58
11-30-88	H	-/-	L	75	77
11-29-89	A	-/-	L	69	80
11-28-90	H	-/5	W	71	69
12-4-91	A	-/22	L	78	101
12-18-93	A	-/6	W	85	81
12-10-94	H	-/15	W (OT)	96	91
12-31-11	H	-/16	L	55	68
2-25-12	A	-/6	L	34	62
1-13-13	A	-/22	L	56	66
2-16-13	H	-/8	L	64	73
2-16-14	A	-/9	W	60	51
1-24-15	H	-/-	W	79	77
1-20-16	A	-/9	W	72	71
2-2-17	H	-/-	L	61	72
2-23-17	A	-/-	L	72	88
12-3-17	A	-/3	L	57	86
1-17-19	H	-/6	L	64	70
3-5-19	A	-/9	L	76	91
2-20-20	H	-/-	L	65	86
1-2-21	H	-/-	L	77	84
2-6-21	A	-/-	L	56	66
1-5-22	A	-/10	L	67	79
1-3-03	A	-/-	L	56	74
2-28-23	A	-/-	L	67	80

MINNESOTA (MINNESOTA LEADS 58-26)

- In Lincoln: Nebraska leads, 17-11
At Pinnacle Bank Arena: Nebraska leads, 8-0
 - In Minneapolis: Minnesota leads 42-10
At Williams Arena: Minnesota leads 23-6
 - In Hilo, Hawaii: Nebraska leads 1-0
 - In Big Ten Conference games: Nebraska leads, 9-7
 - In Big Ten Tournament games: Minnesota leads, 1-0
- Note: Minnesota vacated wins vs. NU in 1995, 1996 & 1998

HUSKER-GOPHER SUPERLATIVES

- Most consecutive wins (year ended): Nebraska 4 (2021-23); Minnesota 17 (1937-58)
- Most points scored: Nebraska, 96, at Hilo, Hawaii, Nov. 26, 1995; Minnesota, 107, at Minneapolis, Minn., March 8, 2020
- Highest combined score: 182, Minnesota 107, Nebraska 75, at Minneapolis, Minn., March 8, 2020
- Biggest winning margin: Nebraska, 29, at Lincoln, Neb., Dec. 8, 2002; Minnesota, 42, at Minneapolis, Minn., Feb. 15, 1902

Date	Site	Rk.	Result	Neb.	Minn.
2-15-02	A	-/-	L	9	52
3-7-03	A	-/-	L	14	41
2-18-04	A	-/-	L	21	42

1-20-05	A	-/-	W	22	21
1-21-05	A	-/-	W	28	25
3-24-06	A	-/-	L	16	25
2-15-07	A	-/-	L	19	20
2-16-07	A	-/-	L	18	20
2-28-08	A	-/-	L	12	43
2-29-08	A	-/-	L	10	32
2-5-09	A	-/-	L	17	24
2-6-09	A	-/-	L	21	39
2-19-09	H	-/-	L	26	28
2-20-09	H	-/-	L	20	29
2-18-10	A	-/-	L	14	33
2-19-10	A	-/-	L	9	27
1-27-11	A	-/-	L	10	25
1-28-11	A	-/-	L	15	40
1-26-12	A	-/-	L	15	40
1-25-13	A	-/-	L	11	20
2-6-14	A	-/-	W	21	16
2-7-14	A	-/-	W	14	9
1-8-15	A	-/-	L	18	22
1-9-15	A	-/-	L	9	23
12-29-31	A	-/-	L	24	32
12-23-32	A	-/-	L	25	27
1-2-33	H	-/-	L	22	32
1-1-34	A	-/-	L	16	32
12-29-34	H	-/-	W	26	24
12-20-35	A	-/-	W	41	24
12-21-36	H	-/-	W	29	24
12-20-37	A	-/-	L	28	33
12-21-38	H	-/-	L	37	66
12-23-39	A	-/-	L	37	61
12-21-40	H	-/-	L	36	43
12-27-41	A	-/-	L	32	56
12-13-43	A	-/-	L	21	40
1-22-44	H	-/-	L	32	45
12-22-44	H	-/-	L	54	55
12-8-45	A	-/-	L	30	55
12-23-46	H	-/-	L	58	66
12-13-47	A	-/-	L	59	63
12-6-48	H	-/-	L	52	61
12-2-50	A	-/-	L	41	55
12-8-51	H	-/-	L	55	63
12-13-52	A	-/-	L	62	71
12-5-53	A	-/-	L	64	75
12-13-58	A	-/-	L	57	78
12-7-59	H	-/-	W	76	66
12-8-76	H	-/-	L	58	66
12-19-77	A	-/-	W	63	49
11-28-78	H	-/-	W	58	48
12-15-79	A	-/-	L	58	75
11-26-95^	N	-/-	W	96	85
12-9-95^	A	-/-	L	80	91
12-21-96^	H	-16	L	56	70
12-13-97^	A	-/-	W	70	66
12-19-98^	H	-18	L	51	55
12-31-99	H	-/-	W	90	78
12-28-00	A	-/-	L (OT)	70	74
12-22-01	A	-/-	L	72	81
12-8-02	H	-/20	W	80	60
12-29-03	A	-/-	W	77	60
12-8-04	H	-/-	L	48	57
2-5-12	H	-/-	L	61	69
3-3-12	A	-/-	L	69	81
1-29-13	A	-/23	L	65	84
3-6-13	H	-/-	W	53	51
1-26-14	H	-/-	W	82	78
1-20-15	H	-/-	W	52	49
1-31-15	A	-/-	L	42	60
1-12-16	H	-/-	W	84	59
3-2-17	A	-/-	L	73	88

12-5-17	H	-/14	W	78	68
2-5-18	A	-/-	W	91	85
12-5-18	A	24/-	L	78	85
2-13-19	H	-/-	W	62	61
3-8-20	A	-/-	L	75	107
2-8-21	A	-/-	L	61	79
2-27-21	H	-/-	W	78	74
2-9-22	H	-/-	W	78	65
1-7-23	A	-/-	W (OT)	81	79
2-25-13	H	-/-	W	78	67
3-8-23	N	-/-	L	75	78

^later vacated

NORTHWESTERN (NW LEADS 13-9)

- In Lincoln: Tied, 5-5
At Pinnacle Bank Arena: Tied, 4-4
- In Evanston: Northwestern leads, 7-3
At Welsh-Ryan Arena: Northwestern leads, 6-2
- Rosemont, Ill.: Nebraska leads, 1-0
- St. Charles, Mo.: Nebraska leads 1-0
- In Big Ten Conference games: Northwestern leads, 10-6
- In Big Ten Tournament games: Northwestern leads, 1-0

HUSKER-WILDCAT SUPERLATIVES

- Most consecutive wins (year ended): Nebraska 4 (2013-15); Northwestern 7 (2020-present)
- Most points scored: Nebraska, 79, at Lincoln, Neb., Nov. 29, 1975; Northwestern, 87, at Lincoln, Neb., Feb. 5, 2021
- Highest combined score: 158, Northwestern, 84, Nebraska, 74, at Evanston, Ill., Feb. 2, 2012
- Biggest winning margin: Nebraska, 16, at Lincoln, Neb., Feb. 3, 2015; Northwestern, 24, at Lincoln, Neb., Feb. 5, 2022

Date	Site	Rk.	Result	Neb.	NW
12-21-33	A	-/-	L	22	35
11-29-75	H	-/-	W	79	68
12-20-76	A	-/-	W	71	68
11-27-99	N	-/-	W	61	52
2-2-12	A	-/-	L	74	84
1-26-13	H	-/-	W	64	49
2-8-14	A	-/-	W	53	49
3-1-14	H	-/-	W	54	47
2-3-15	H	-/-	W	76	60
12-30-15	H	-/-	L	72	81
3-6-16	A	-/-	L	54	65
1-18-17	H	-/-	L	66	74
1-26-17	A	-/-	L	61	73
1-2-18 #	A	-/-	W	70	55
2-16-19	H	-/-	W	59	50
1-22-20	A	-/-	L	57	62
3-1-20	H	-/-	L (OT)	76	81
3-7-21	A	-/-	L	78	79
2-5-22	H	-/-	L	63	87

2-22-22	A	-/-	L	65	77
3-9-22	N	-/-	L	69	71
1-25-23	H	-/-	L:	63	78

#Played in Rosemont, Ill.

OHIO STATE (OHIO STATE LEADS 20-6)

- In Lincoln: Ohio State leads, 7-3
At Pinnacle Bank Arena: Ohio State leads, 4-2
- In Columbus: Ohio State leads 10-2
At Value City Arena: Ohio State leads, 7-2
- El Paso, Texas: Nebraska leads 1-0
- In Big Ten Conference games: Ohio State leads, 12-4
- In Big Ten Tournament games: Ohio State leads, 2-0

HUSKER-BUCKEYE SUPERLATIVES

- Most consecutive wins (year ended): Nebraska 2 (2022-present); Ohio State 9 (1987-2014)
- Most points scored: Nebraska, 79, at Lincoln, Neb., Jan. 2, 2022; Ohio State, 103, at Columbus, Ohio, Dec. 14, 1988
- Highest combined score: 179, Ohio State, 103, Nebraska, 76, at Columbus, Ohio, Dec. 14, 1988
- Biggest winning margin: Nebraska, 9, at Lincoln, Neb., Dec. 12, 1936; Ohio State, 36, at Columbus, Ohio., Dec. 30, 2019

Date	Site	Rk.	Result	Neb.	OSU
12-22-36	H	-/-	W	32	23
12-11-37	A	-/-	L	31	42
12-30-85	N	-/-	W	69	66
12-5-87	H	-/-	L	63	72
12-14-88	A	-/14	L	76	103
3-20-89	A	-/-	L	74	85
1-3-12	A	-/8	L	40	71
1-21-12	H	-/6	L	45	79
1-2-13	A	-/8	L	44	70
2-2-13	H	-/11	L	56	63
3-15-13	N	-/10	L	50	71
1-4-14	A	-/3	L	53	84
1-20-14	H	-/18	W	68	62
3-14-14	N	-/23	L	67	71
2-26-15	A	-/-	L	57	81
2-20-16	H	-/-	L (OT)	62	65
1-18-17	H	-/-	L	66	67
2-18-17	A	-/-	W	58	57
1-22-18	A	-/13	L	59	64
1-26-19	H	-/-	L	60	70
1-14-20	A	-/21	L	66	80
2-27-20	H	-/23	L	54	75
12-30-20	A	-/25	L	54	90
2-2-22	H	-/13	L (OT)	79	87
3-1-22	A	-/23	W	78	70
1-18-23	H	-/-	W	63	60

OPPONENTS



Walter Pitchford and the Huskers celebrate after toppling No. 18 Ohio State, 68-62 on Jan. 20, 2014, at Pinnacle Bank Arena.

N 2023-24 NEBRASKA BASKETBALL SERIES VS. BIG TEN SCHOOLS

PENN STATE (PENN STATE LEADS 14-12)

- In Lincoln: Nebraska leads, 9-3
At Pinnacle Bank Arena: Nebraska leads, 6-2
- In State College: Penn State leads 8-3
Bryce Jordan Center: Penn State leads, 7-3
- In Big Ten Conference games: Nebraska leads, 11-9
- In Big Ten Tournament games: Penn State leads, 3-0

HUSKER-NITTANY LION SUPERLATIVES

- Most consecutive wins (year ended): Nebraska 2 (2013, 2018-19); Penn State 2 (1981-1995; 2015; 2019-20; 2021)
- Most points scored: Nebraska, 93, at University Park, Pa., Feb. 27, 2022; Penn State, 95, at University Park, Pa., Feb. 19, 2019
- Highest combined score: 169, Penn State 86, Nebraska 83, at Lincoln, Neb., Feb. 12, 2021.
- Biggest winning margin: Nebraska, 25, at Lincoln, Neb., Dec. 9, 1980; Penn State, 24, at University Park, Pa., Feb. 19, 2019

Date	Site	Rk.	Result	Neb.	PSU
12-9-80	H	-/-	W	75	50
12-21-81	A	-/-	L	58	60
3-21-95	H	-/-	L	59	65
1-11-12	H	-/-	W	70	58
2-11-12	A	-/-	L	51	67
1-19-13	A	-/-	W	68	64
2-9-13	H	-/-	W	67	53
1-23-14	A	-/-	L	54	58
2-20-14	H	-/-	W	80	67
2-7-15	A	-/-	L	43	56
3-11-15	N	-/-	L	65	68
2-13-16	H	-/-	W	70	54
2-25-16	A	-/-	L	55	56
2-14-17	H	-/-	W	82	66
3-8-17	N	-/-	L(OT)	67	76
1-12-18	A	-/-	L(OT)	74	76
2-25-18	H	-/-	W	76	64
1-10-19	H	-/-	W	70	64
2-19-19	A	-/-	L	71	95
2-1-20	H	-/24	L	64	76
2-14-21	A	-/-	W	62	61
2-23-21	H	-/-	L	83	86
3-10-21	N	-/-	L	66	72
2-27-22	A	-/-	W	93	70
1-21-23	A	-/-	L	65	76
2-5-23	H	-/-	W	72	63

PURDUE (PURDUE LEADS 20-6)

- In Lincoln: Purdue leads 8-4
At Pinnacle Bank Arena: Purdue leads, 4-3
- In West Lafayette: Purdue leads 11-1
Mackey Arena: Purdue leads 8-0
- In Big Ten Conference games: Purdue leads, 13-3
- In Big Ten Tournament games: Tied, 1-1



Head Coach Fred Hoiberg congratulates Cam Mack following Mack's triple-double (11 points, 12 assists, 10 rebounds) against Purdue on Dec. 15, 2019.

HUSKER-BOILERMAKER SUPERLATIVES

- Most consecutive wins (year ended): Nebraska 1 (1956, 1964, 2013, 2014, 2017, 2019); Purdue 5 (1978-2013)
- Most points scored: Nebraska, 96, at Lincoln, Neb., Dec. 5, 1964; Purdue, 92, at West Lafayette, Jan. 14, 2022
- Highest combined score: 181, Nebraska, 96, Purdue, 85, at Lincoln, Neb., Dec. 5, 1964
- Biggest winning margin: Nebraska, 19, at Lincoln, Neb., Feb. 23, 2014; Purdue, 27, at West Lafayette, Ind., Jan. 14, 2022

Date	Site	Rk.	Result	Neb.	Pur.
12-8-47	H	-/-	L	56	60
12-17-48	A	-/-	L	47	64
12-17-56	A	-/-	W	65	62
12-14-57	H	-/-	L	61	70
12-7-63	A	-/-	L	75	81
12-5-64	H	-/-	W	96	85
12-2-78	H	-/-	L	47	58
12-11-79	A	-/9	L	56	78
2-22-12	A	-/-	L	65	83
3-8-12	N	-/-	L	61	79
1-16-13	H	-/-	L	56	65
3-15-13	N	-/-	W	57	55
1-12-14	A	-/-	L	64	70
2-23-14	H	-/-	W	76	57
2-15-15	A	-/-	L	54	66
1-30-16	A	-/21	L	74	89
3-1-16	H	-/15	L	62	81
1-29-17	H	-/20	W	83	80
1-6-18	A	-/13	L	62	74
2-9-19	A	-/15	L	62	81
2-23-19	H	-/15	L	72	75
12-15-19	H	-/-	W	70	56
2-21-19	H	-/-	L	58	75
1-14-22	A	-/7	L	65	92
12-10-22	H	-/4	L(OT)	62	65
1-13-23	A	-/3	L	55	73

RUTGERS (NEBRASKA LEADS 10-8)

- In Lincoln: Nebraska leads, 5-2
At Pinnacle Bank Arena: Nebraska leads, 4-2
- In Piscataway: Rutgers leads, 5-3
Jersey Mike's Arena: Rutgers leads, 4-3
- St. Charles, Mo.: Rutgers leads, 1-0
- In Big Ten Conference games: Nebraska leads, 7-6
- In Big Ten Tournament games: Nebraska leads, 2-0

HUSKER-SCARLET KNIGHT SUPERLATIVES

- Most consecutive wins (year ended): Nebraska 5 (2007-2016); Rutgers 2 (1999-2006; 2020; 2022)
- Most points scored: Nebraska, 90, at Piscataway, N.J., Jan. 9, 2016; Rutgers, 93, at Piscataway, N.J., Jan. 8, 2022
- Highest combined score: 161, Nebraska 89, Rutgers 72; at Indianapolis, Ind., March 9, 2016
- Biggest winning margin: Nebraska, 34, Piscataway, N.J., Jan. 10, 2016; Rutgers, 28, at Piscataway, N.J., Jan. 8, 2022

Date	Site	Rk.	Result	Neb.	RU
11-28-99	N	-/-	L	62	81
12-2-06	A	-/-	L	73	75
12-9-07	H	-/-	W	63	51
1-8-15	H	-/-	W	65	49
1-9-16	A	-/-	W	90	56
2-6-16	H	-/-	W	87	64
3-9-16	N	-/-	W	89	72
1-21-17	A	-/-	L	64	65
1-24-18	A	-/-	W	60	54
2-10-18	H	-/-	W	67	55
1-21-19	A	-/-	L	69	76

3-13-19	N	-/-	W	68	61
1-3-20	H	-/-	L	62	79
1-25-20	A	-/24	L	72	75
3-1-21	H	-/-	W	72	51
1-8-22	A	-/-	L	65	93
1-29-22	H	-/-	L	61	63
2-14-23	A	-/-	W	82	72

WISCONSIN (WISCONSIN LEADS 21-16)

- In Lincoln: Wisconsin leads, 9-8
At Pinnacle Bank Arena: Wisconsin leads, 6-3
- In Madison: Wisconsin leads, 10-6
Kohl Center: Wisconsin leads, 6-2
- In Honolulu, Hawaii: Nebraska leads 1-0
- In Fairbanks, Alaska: Wisconsin leads 1-0
- In Big Ten Conference games: Wisconsin leads, 14-5
- In Big Ten Tournament games: Tied, 1-1

HUSKER-BADGER SUPERLATIVES

- Most consecutive wins (year ended): Nebraska 8 (1956-91); Wisconsin 7 (2019-22)
- Most points scored: Nebraska, 101, at Madison, Wis., Dec. 1, 1965; Wisconsin, 88, at Madison, Wis., Dec. 1, 1965
- Highest combined score: 189, Nebraska, 101, Wisconsin 88, at Madison, Wis., Dec. 1, 1965
- Biggest winning margin: Nebraska, 21, at Lincoln, Neb., Dec. 11, 1991; Wisconsin, 39, at Madison, Wis., March 3, 1908

Date	Site	Rk.	Result	Neb.	Wis.
3-5-04	H	-/-	W	25	22
2-21-07	A	-/-	L	31	35
3-3-08	A	-/-	L	4	43
1-4-22	A	-/-	L	14	27
12-30-39	A	-/-	W	53	43
1-4-41	H	-/-	L	31	46
12-19-55	A	-/-	L	52	71
12-10-56	H	-/-	W	53	51
12-1-65	A	-/-	W	101	88
11-30-68	H	-/-	W	68	55
12-27-79	N	-/-	W(OT)	83	82
12-5-83	A	-/-	W(2OT)	71	69
12-12-84	H	-/-	W	53	51
12-11-90	A	-/-	W	75	63
12-11-91	H	-/-	W	86	67
11-22-98	N	-/-	L	41	78
12-27-11	H	-/11	L	40	64
1-15-12	A	-/-	L	45	50
1-6-13	H	-/-	L	41	47
2-26-13	A	-/17	L	46	77
3-9-14	H	-/9	W	77	68
1-15-15	A	-/7	L	55	70
2-10-15	H	-/5	L	55	65
2-10-16	A	-/-	L	61	72
3-10-16	N	-/-	W	70	58
2-9-17	H	-/7	L(OT)	69	70
1-9-18	H	-/-	W	63	59
1-29-18	A	-/-	W	74	63
1-29-19	H	-/24	L	51	62
3-15-19	N	-/19	L	62	66
1-21-20	A	-/-	L	68	82
2-15-20	H	-/-	L	64	81
12-22-20	A	-/9	L	53	67
2-12-21	H	-/21	L	48	61
1-27-22	H	-/11	L	65	73
3-6-22	A	-/10	W	74	73
2-11-23	H	-/-	W(OT)	73	63

2023-24 NEBRASKA BASKETBALL
SERIES RESULTS VS. NON-CONFERENCE OPPONENTS



Ade Dagunduro was a third-team All-Big 12 pick in 2009 and was on the Big 12 All-Defensive team that season.



Brandon Ubel and Lance Jeter celebrate Nebraska's win over Iowa State during the 2010-11 season.



Note Johnson earned honorable-mention All-Big 12 honors in both 2003 and 2004.

ABILENE CHRISTIAN (NU LEADS 1-0)

12-5-15	H	W	73-63
---------	---	---	-------

AIR FORCE (NU LEADS 4-1)

12-5-59	H	W	68-54
12-9-61	A	L	49-58
12-8-62	H	W	43-39
12-9-72	N	W	57-53
12-28-81	N	W	63-47
Totals			280-251

ALABAMA (NU TRAILS 0-2)

12-20-54	A	L	76-88
12-29-85	N	L	61-78
Totals			137-166

ALABAMA A&M (NU LEADS 3-0)

12-21-05	H	W	67-60
12-17-06	H	W	82-55
11-17-07	H	W	59-45
Totals			208-160

ALABAMA STATE (NU LEADS 1-0)

12-3-08	H	W	80-51
---------	---	---	-------

ALASKA-FAIRBANKS (SERIES TIED 1-1)

12-9-00	H	W	84-55
11-23-02	N	L	61-64
Totals			125-119

ALCORN STATE (NU LEADS 3-0)

12-29-07	H	W	77-53
12-8-10	H	W	78-57
12-17-11	H	W	60-46
Totals			215-156

ANGELO STATE (NU LEADS 1-0)

1-5-80	H	W	83-70
--------	---	---	-------

APPALACHIAN STATE (NU LEADS 2-1)

12-19-92	H	W	93-83
12-1-93	A	L	82-91
12-31-94	H	W	108-71
Totals			283-245

ARIZONA (SERIES TIED 2-2)

12-21-60	H	W	79-55
12-23-68	A	L	63-68
12-20-69	H	W	79-69
12-18-99	N	L	59-80
Totals			280-272

ARIZONA STATE (NU TRAILS 3-4)

12-20-68	A	L	76-83
12-7-74	A	L	62-83
12-23-85	H	W	80-67
12-28-02	A	L	63-75
12-3-03	H	W	68-60
12-2-07	H	W	62-47
12-7-08	A	L	44-64
Totals			455-479

ARKANSAS (NU TRAILS 2-6)

12-16-32	H	L	24-41
12-12-46	N	L	46-57
12-30-80	A	L	52-64
1-9-82	H	L	50-51
1-3-83	N	L	58-64
12-10-83	H	W	67-54
3-17-87	H	W	78-71
3-12-98	N	L	65-74
Totals			440-476

ARKANSAS-LITTLE ROCK (NU LEADS 1-0)

3-26-87	N	W	76-67
---------	---	---	-------

ARKANSAS-PINE BLUFF (NU LEADS 6-0)

11-23-04	H	W	97-40
11-27-06	H	W	71-42
11-22-08	H	W	67-53
11-15-10	H	W	83-40
11-24-15	H	W	67-44
11-20-22	H	W	82-58
Totals			467-277

ARKANSAS STATE (NU LEADS 2-0)

3-16-89	H	W	81-79
12-14-13	H	W	79-67
Totals			160-146

ARKANSAS TECH (NU LEADS 1-0)

11-25-78	H	W	70-59
----------	---	---	-------

AUBURN (NU TRAILS 0-1)

12-11-21	N	L	68-99
----------	---	---	-------

AUGUSTANA (S.D.) (NU LEADS 3-0)

12-14-68	H	W	73-56
12-4-69	H	W	75-56
11-26-83	H	W	113-69
Totals			261-181

BAKER (NU LEADS 3-0)

1904-05		W	49-19
2-3-1906	H	W	34-23
2-21-1906	A	W	33-27
Totals			116-69

BALL STATE (NU TRAILS 1-2)

12-27-80	A	L	62-67
12-19-81	H	W	71-57
11-24-02	N	L	65-73
Totals			191-203

BAYLOR (NU LEADS 12-11)

12-17-49	H	W	69-55
12-9-1981	A	W	64-63
12-11-82	H	W	59-56
11-28-87	N	L	79-82
2-19-97	A	L	60-71
2-14-98	H	W	66-55
3-6-98	*N	W	65-46
1-16-99	A	W	68-55
1-22-00	H	W	69-55
3-9-00	*N	L	*55-63
2-10-01	A	L	58-69
2-27-02	H	W	75-55
2-22-03	A	L	64-78
1-21-04	H	W	76-47
2-12-05	A	W	74-63
2-4-06	H	W	60-45
2-21-07	A	L	59-63
1-19-08	H	L	70-72
3-7-09	A	W	66-62
3-11-09	*N	L	49-65
2-10-10	H	L	53-55
2-9-11	A	L	70-74
3-21-14	*N	L	60-74
Totals			1433-1423

***Phillips 66 Big 12 Championship

^NCAA Tournament (San Antonio, Texas)

BELLEVUE (NU LEADS 1-0)

3-20-1906	A	W	39-27
-----------	---	---	-------

BETHUNE-COOKMAN (NU LEADS 1-0)

12-20-04	H	W	70-26
----------	---	---	-------

BOSTON COLLEGE (NU LEADS 2-0)

11-29-17	H	W	71-62
11-30-22	H	W	88-67
Totals			158-129

BOWLING GREEN (NU LEADS 2-1)

12-15-90	H	W	99-85
12-7-96	H	W	73-68
1-1-97	N	L	55-58
Totals			227-211

BRADLEY (NU TRAILS 2-5)

12-30-37	A	L	30-50
12-17-38	H	L	24-39
12-29-45	A	L	33-53
12-12-49	A	L	54-64
12-20-52	A	W	73-65
12-18-54	A	W	93-68
12-18-58	A	L	48-85
Totals			355-424

BRANDEIS (OMAHA) (NU LEADS 1-0)

1916-17		W	29-11
---------	--	---	-------

BRIGHAM YOUNG (NU TRAILS 1-4)

1-5-31	H	L	44-55
12-17-31	H	L	27-31
12-17-35	H	W	53-34
12-28-35	A	L	39-46
12-23-09	N	L	66-88
Totals			229-254

BROOKLYN (NU LEADS 2-0)

1-7-87	H	W	62-46
12-21-87	H	W	72-44
Totals			134-90

BROWN COLLEGE "B" (NU LEADS 1-0)

3-15-1906	H	W	57-12
-----------	---	---	-------

BURGESS-NASH (NU LEADS 1-0)

1-30-16	A	W	24-20
---------	---	---	-------

BUTLER (NU LEADS 3-1)

12-30-29	A	L	26-38
2-2-31	H	W	32-14
12-29-86	N	W	67-56
3-20-19	H	W	80-76
Totals			205-184

CALIFORNIA (NU TRAILS 6-7)

1-7-38	H	W	38-32
12-26-38	A	W	46-43
12-27-38	A	L	30-58
1-6-40	H	W	46-32
12-26-40	A	L	24-30
12-11-50	A	L	59-62
12-22-61	A	L	49-50
12-21-64	H	W	87-80
12-22-64	H	W	63-59
12-10-65	A	L	71-87
12-11-65	A	W	70-68
12-21-68	N	L	73-86
12-8-72	N	L	50-75
Totals			706-762

CAL. DAVIS (NU LEADS 1-0)

12-16-77	H	W	69-64
----------	---	---	-------

CAL IRVINE (SERIES TIED 2-2)

12-1-69	H	W	72-73
12-28-84	N	W	73-67
12-2-85	H	L	80-87
11-28-86	A	L	101-109
Totals			330-336

CAL RIVERSIDE (UCR LEADS 1-0)

11-5-18	H	L	47-66
---------	---	---	-------

CAL SANTA BARBARA (NU LEADS 2-0)

12-22-78	N	W	75-55
12-27-02	N	W	60-57
Totals			135-112

CAL STATE BAKERSFIELD (NU LEADS 1-0)

12-13-79	H	W	94-80
----------	---	---	-------

CAL STATE FULLERTON (NU LEADS 2-0)

12-4-67	H	W	111-74
12-22-18	H	W	86-62
Totals			197-136

CAMP FUNSTON (NU TRAILS 0-1)

1917-18	H	L	14-43
---------	---	---	-------

CANISUS (SERIES TIED 1-1)

12-29-36	A	L	34-39
3-13-85	H	W	79-66
Totals			113-105

CARLETON (NU TRAILS 0-2)

1-4-32	H	L	30-40
12-22-32	A	L	19-23
Totals			49-63

OPPONENTS



CENTENARY (NU LEADS 1-0)

11-21-02 N W 68-45

CENTRAL ARKANSAS (NU LEADS 1-0)

11-18-14 H W 82-56

CENTRAL CITY (NU LEADS 1-0)

1-26-07 H W 40-9

CENTRAL MICHIGAN (NU LEADS 2-0)

12-20-11 H W 72-69

CHAMINADE (NU LEADS 2-0)

11-29-87 A W 76-75

CHARLOTTE (NU LEADS 1-0)

3-19-08 H W 67-48

CHEYENNE BUSINESS COLLEGE (NU TRAILS 0-1)

2-7-1903 A L 28-42

CHICAGO CENTRAL (NU TRAILS 0-1)

1904-05 A L 22-59

CHICAGO STATE (NU LEADS 3-0)

1-16-90 H W 92-57

CINCINNATI (NU TRAILS 1-5)

12-18-48 A L 46-64

THE CITADEL (NU LEADS 4-0)

12-30-90 A W 94-80

CLEMSON (TIED 1-1)

11-30-16 A L 58-60

COLGATE (NU LEADS 3-1)

2-25-21 H L 15-21

COLLEGE OF CHARLESTON (NU LEADS 1-0)

11-27-94 N W 74-72

COLORADO (NU LEADS 77-71)

2-5-03 A W 28-12

12-30-52 *N L 53-67

1-5-53 A W 80-65

2-20-54 A L 58-83

12-29-54 *N L 47-89

1-21-56 H L 50-77

1-7-57 H W 74-52

1-12-57 A L 56-60

2-17-58 H W 50-41

1-16-60 A L 57-62 (OT)

1-30-60 H L 54-58

1-13-62 H L 56-58

2-10-62 A L 63-74

12-28-62 *N L 47-59

1-7-63 H L 47-75

3-4-63 A L 51-80

12-30-63 *N L 58-80

2-15-64 H L 52-60

3-9-64 A L 73-89

12-28-64 *N L 52-70

2-6-65 A L 52-62

2-13-65 H W 66-59

2-21-66 H W 70-63

3-7-66 A L 88-95

12-30-66 *N L 66-73

1-14-67 H W 84-80

3-11-67 A L 57-64

2-1-68 H W 87-73

2-24-68 A L 73-75

2-8-69 A L 81-83

2-24-69 H W 79-65

12-27-69 *N L 60-72

1-17-70 H W 60-58

2-7-87 A W 68-65

1-30-88 A W 63-57

2-22-89 H W 97-59

2-7-90 A W 91-82

1-11-92 A W 84-74

2-29-92 H W 84-70

1-25-93 A W 82-67

2-24-93 H W 76-67

1-18-94 H W 106-67

2-8-95 A W 100-86

2-25-95 H L 74-80

1-10-96 H W 79-74

2-28-96 A L 64-78

1-4-97 A L 73-79

2-5-97 H W 77-69

1-11-98 H W 87-72

2-21-98 A W 79-71

1-23-99 H W 72-55

2-3-99 A W 57-52

2-8-00 A L 58-70

2-26-00 H W 69-64

2-3-01 H L 57-60

2-17-01 A W 87-82 (OT)

1-12-02 H W 75-67

2-5-02 A L 61-84

3-7-02 ***N L 60-67

1-18-03 H W 80-77 (OT)

3-8-03 A L 69-84

1-14-04 H L 60-68

3-6-04 A L 75-78

1-12-05 A W 68-61

3-2-05 H W 70-55

1-25-06 A L 59-81

2-22-06 H W 93-77

1-20-07 H W 71-50

CONNECTICUT (NU TRAILS 0-2)

3-19-92 N L 65-86

COPPIN STATE (NU LEADS 1-0)

12-6-96 H W 88-72

CORNELL (NU LEADS 2-0)

12-29-55 N W 70-69

COTNER COLLEGE (NU LEADS 4-1)

12-12-1908 H W 28-24

CREIGHTON (NU TRAILS 27-29)

1922-23 A L 24-46

1923-24 H W 25-21

2-28-25 A W 15-11

1-9-26 A W 20-15

2-15-26 H L 11-15

3-4-32 A L 18-47

3-7-32 H L 26-28

12-9-77 H W 65-58

12-9-78 A L 61-78

12-8-79 H W 64-55

12-6-80 A L 61-66 (OT)

12-5-81 H W 86-46

12-4-82 A W 65-62

12-3-83 H W 65-56

3-15-84 A W 56-54

12-8-84 A W 78-73

12-7-85 H W 71-52

12-6-86 A L 66-78

1-3-87 H W 70-65 (OT)

12-9-87 A L 73-88

11-26-88 H W 86-77

12-14-89 A L 83-86

12-6-90 H W 97-63

12-7-91 A W 90-85

12-10-92 H W 100-83

12-9-93 A W 67-53

DAVIDSON (NU TRAILS 0-1)

11-19-10 N L 67-70

DAYTON (NU LEADS 1-0)

11-24-16 N W 80-78

DELAWARE STATE (NU LEADS 5-0)

12-29-94 H W 94-52

12-20-95 H W 88-41

12-8-03 H W 68-39

11-19-15 H W 75-60

12-22-17 H W 85-68

Totals 410-260

DENVER (NU LEADS 6-2)

3-1-1907 H W 40-13

1-26-35 H W 34-22

1-7-36 A L 35-45

12-16-57 H W 68-63

12-13-60 H W 77-52

12-15-62 H L 54-63

11-26-82 H W 94-58

1-4-02 H W 79-75 (OT)

Totals 481-391

DENVER YMCA (NU LEADS 1-0)

2-3-1903 A W 44-29

DEPAUL (NU TRAILS 1-4)

3-4-08 A W 25-18

12-22-33 A L 13-33

2-24-39 H L 33-37

12-11-43 A L 15-55

3-28-83 N L 58-68

Totals 144-211

DETROIT (NU TRAILS 3-4)

12-28-37 A L 33-34

1-2-40 H L 46-47

12-29-41 A L 29-33

1-31-59 H W 91-77

12-17-60 A L 62-71

12-22-86 H W 71-55

12-7-87 A W 63-58

Totals 332-375

DOANE (NU LEADS 3-0)

1-17-1899 H W 52-7

1899-00 H W 57-3

12-17-20 H W 110-64

Totals 219-74

DRAKE (NU LEADS 43-14)

1-22-1909 H W 39-30

1-23-1909 H W 34-12

2-10-1909 A L 12-34

2-11-1909 A L 15-25

1-28-10 H W 40-14

1-29-10 H W 27-6

2-8-10 A W 20-16

2-10-10 A W 22-13

1-12-12 H W 42-24

1-13-12 H W 35-13

2-21-12 A W 33-15

2-22-12 A W 46-14

1-31-13 H W 32-7

2-1-13 H W 24-15

2-19-13 A W 21-4

2-20-13 A W 25-11

2-13-14 H W 32-20

2-14-14 H W 31-10

2-19-14 A W 36-17

2-10-15 A W 14-5

2-11-15 A W 23-14

2-19-15 H L 19-20

2-20-15 H W 27-11

1-21-16 H W 41-12

1-22-16 H W 44-16

2-23-16 A W 34-24

2-24-16 A W 40-15

1916-17 W 23-13

1916-17 W 26-18

1917-18 A W 32-10

1917-18 A W 21-14

1-22-19 A W 34-13

1-25-19 A W 24-14

SERIES RESULTS VS. NON-CONFERENCE OPPONENTS



1-30-19	H	L	15-22
2-1-19	H	W	19-9
2-18-22	A	L	32-34
2-28-22	H	L	15-29
1922-23	H	L	18-30
1-25-23	A	L	25-36
1923-24	A	L	15-19
1923-24	H	L	12-25
1-17-25	H	W	20-8
3-2-25	A	L	10-18
2-2-26	A	W	23-21
3-1-26	H	W	22-21
1926-27	H	L	34-35
3-4-27	A	W	46-32
1-14-28	A	L	28-32
2-14-28	H	W	34-27
2-16-29	H	W	37-24
2-23-29	A	W	33-26
1-24-31	H	W	30-25
1-9-32	A	W	33-19
12-9-46	H	W	48-44
1-31-47	A	W	65-44
12-30-87	A	L	68-85
12-23-88	H	W	65-57
Totals			1,715-1,221

DUQUESNE (NU TRAILS 1-2)

12-20-48	A	L	49-55
12-9-69	H	W	82-77
12-6-71	A	L	53-75
Totals			184-207

EASTERN ILLINOIS (NU LEADS 6-0)

12-3-90	A	W	94-64
1-4-92	H	W	81-68
1-2-93	H	W	70-54
11-23-99	H	W	81-78 (2OT)
11-21-00	H	W	85-71
11-11-17	H	W	72-68
Totals			483-403

EASTERN MICHIGAN (NU LEADS 1-0)

11-29-03	H	W	67-59
----------	---	---	-------

EASTERN WASHINGTON (NU LEADS 5-0)

12-3-79	H	W	82-68
1-14-84	H	W	105-71
12-21-91	H	W	102-67
12-31-02	H	W	63-60
12-18-10	H	W	72-42
Totals			361-248

EMPORIA STATE (NU LEADS 1-0)

2-4-56	H	W	72-59
--------	---	---	-------

EVANSVILLE (SERIES TIED 1-1)

1-3-85	A	L	73-80
1-6-86	H	W	77-70
Totals			150-150

FAIRLEIGH DICKINSON (NU LEADS 1-0)

11-22-03	H	W	80-64
----------	---	---	-------

FLORIDA A&M (NU LEADS 2-0)

12-20-93	H	W	86-61
1-5-09	H	W	81-56
Totals			167-117

FLORIDA GULF COAST (NU LEADS 2-0)

12-7-01	H	W	51-50
11-8-13	H	W	79-55
Totals			130-105

FLORIDA STATE (NU LEADS 2-1)

12-31-05	N	L	60-74
12-1-14	A	W	70-65
12-17-22	N	W	75-58
Totals			205-197

FOND DU LAC (NU TRAILS 0-1)

1900-01	A	L	20-32
---------	---	---	-------

FORDHAM (NU LEADS 1-0)

12-30-92	N	W	79-55
----------	---	---	-------

FORT DODGE (NU LEADS 5-1)

1904-05		W	53-27
3-21-1906	A	W	33-23
2-14-1907	A	W	34-22
2-9-14	A	W	38-22
1917-18	H	W	19-16
1917-18	H	L	14-21
Totals			171-132

FORT DODGE COMPANY G (NU TRAILS 0-1)

1-6-15	A	L	18-23
--------	---	---	-------

FORT RILEY (NU LEADS 1-0)

2-20-1906	A	W	43-13
-----------	---	---	-------

FRESNO STATE (NU LEADS 2-0)

12-15-51	H	W	72-48
3-22-96	A	W	83-71
Totals			155-119

FURMAN (NU LEADS 2-0)

1-4-88	A	W	75-74 (OT)
12-17-88	H	W	69-56
Totals			144-130

GARDNER NAVAL RESERVE (NU TRAILS 0-2)

1-21-43	H	L	37-52
2-6-43	N	L	37-43
Totals			74-95

GARDNER-WEBB (NU TRAILS 0-1)

12-18-16	H	L	62-70
----------	---	---	-------

GEORGE MASON (NU TRAILS 0-1)

11-26-19	N	L	66-85
----------	---	---	-------

GEORGE WASHINGTON (NU TRAILS 0-1)

1-2-37	A	L	22-41
--------	---	---	-------

GEORGIA (NU LEADS 2-1)

12-20-85	H	L	63-67
3-16-95	H	W	69-61
11-24-13	N	W	73-65
Totals			205-193

GEORGIA SOUTHERN (NU LEADS 1-0)

12-1-95	H	W	82-59
---------	---	---	-------

GEORGIA STATE (NU LEADS 2-0)

1-4-73	N	W	63-54
12-11-73	H	W	78-75 (OT)
Totals			141-129

GEORGIA TECH (NU TRAILS 0-3)

12-28-83	A	L	49-66
12-4-19	A	L	56-73
12-9-20	H	L	64-75
Totals			169-214

GRAMBLING (NU LEADS 3-1)

1-6-88	H	L	68-71 (OT)
12-2-95	H	W	96-80
12-6-97	H	W	85-48
12-21-10	H	W	79-39
Totals			328-238

GREAT LAKES (NU TRAILS 0-1)

1-24-42	H	L	40-50
---------	---	---	-------

GREELEY HS (NU LEADS 1-0)

2-6-1903	A	W	25-15
----------	---	---	-------

GRINNELL (NU LEADS 17-7)

2-23-07	A	L	21-27
3-7-08	A	L	14-37
1916-17		L	9-22
1-23-19	A	W	24-14
1-24-19	A	L	15-16
3-12-19	H	W	27-15
3-13-19	H	L	21-22
1-14-21	H	W	31-10
1-15-21	H	W	28-15

2-11-21	A	W	31-16
2-12-21	A	W	29-22
1-14-22	H	W	27-17
2-7-22	A	W	28-25
1-27-23	A	W	20-13
1922-23	H	L	17-32
1923-24	A	W	32-19
1923-24	H	W	32-18
2-9-25	H	W	35-27
3-3-25	A	L	21-36
1-16-26	H	W	24-14
1-30-26	A	W	39-18
1926-27	H	W	30-22
2-10-28	A	W	35-22
2-28-28	H	W	35-16
Totals			625-495

HAMLIN (NU LEADS 2-0)

1-7-15	A	W	20-9
1916-17		W	15-8
Totals			35-17

HARVARD (NU LEADS 3-0)

12-30-48	N	W	56-54
1-3-53	H	W	92-53
12-1-89	H	W	117-79
Totals			265-186

HASKELL (NU TRAILS 0-2)

2-28-1902	A	L	29-79
1-17-1903	A	L	18-25
Totals			47-104

HASTINGS (NU LEADS 1-0)

1-13-20	A	W	47-9
---------	---	---	------

HAWAII (NU TRAILS 2-7)

12-11-67	A	L	74-82
12-13-67	A	L	72-86
12-2-76	A	W	64-59
12-3-76	A	W	60-59
12-29-79	N	L	55-67
12-29-97	A	L	62-87
3-22-04	A	L	83-84
12-22-06	N	L	72-81
12-22-14	A	L	58-66
Totals			600-671

HAWAII-HILO (NU TRAILS 0-1)

12-1-76	A	L	66-71
---------	---	---	-------

HIGHLAND PARK (NU TRAILS 1-2)

1903-04		L	Score NA
1904-05		L	34-39
1-23-1908	H	W	51-23
Totals			85-62

HILLYARD'S (NU TRAILS 0-1)

1926-27	A	L	20-36
---------	---	---	-------

HOFSTRA (SERIES TIED 1-1)

3-16-06	A	L	62-73
11-21-10	N	W	62-47
Totals			124-120

HOUSTON (NU TRAILS 1-3)

12-3-62	A	L	61-68
12-14-63	H	L	58-64
12-12-69	A	L	82-112
12-23-06	N	W	70-57
Totals			271-301

HUDSON COLLEGE (NU LEADS 1-0)

2-18-1907	A	W	26-25
-----------	---	---	-------

IDAHO (NU TRAILS 3-4)

12-23-49	H	W	66-45
12-17-71	H	W	90-49
1-2-80	A	L	55-64
11-29-80	H	L	53-64
12-5-88	A	L	68-83
12-11-89	H	L	72-79
12-28-90	H	W	85-65
Totals			489-449

IDAHO STATE (NU LEADS 2-0)

12-3-94	H	W	98-72
11-16-21	H	W	78-60
Totals			176-132

ILLINOIS WESLEYAN (NU LEADS 1-0)

1-4-21	A	W	32-1
--------	---	---	------

INCARNATE WORD (NU TRAILS 0-1)

12-10-14	H	L	73-74
----------	---	---	-------

INDEPENDENCE (NU LEADS 1-0)

2-22-1906	A	W	41-16
-----------	---	---	-------

IONA (NU LEADS 2-0)

3-21-83	H	W	85-73
12-20-00	N	W	81-80
Totals			166-153

IOWA STATE (NU LEADS 131-103)

1-15-09	H	W	42-20
1-16-09	H	W	40-21
2-8-09	A	L	16-22
2-9-09	A	W	31-17
1-21-10	H	W	24-21
1-22-10	H	W	29-26
2-11-10	A	L	23-34
2-12-10	A	L	17-18
1-20-11	H	W	41-20
1-21-11	H	L	31-33
2-6-11	A	L	27-31
2-7-11	A	W	22-19
2-2-12	H	W	33-12
2-3-12	H	W	40-14
2-23-12	A	W	31-21
2-24-12	A	W	31-12
2-21-13	A	W	29-12
2-22-13	A	W	16-10
2-28-13	H	W	28-8
3-1-13	H	W	24-12
2-20-14	A	W	15-9
2-21-14	A	W	16-3
2-27-14	H	W	24-16
2-28-14	H	W	41-13
1-15-15	H	W	32-15
1-16-15	H	W	25-12
2-12-15	A	W	24-12
2-13-15	A	L	11-25
2-4-16	H	W	35-21
2-5-16	H	W	31-14
2-25-16	A	W	23-14
2-26-16	A	W	29-17
2-22-17	A	L	7-19
2-23-17	A	L	17-24
3-9-17	H	L	22-24
3-10-17	H	W	24-21
2-9-21	A	L	30-38
2-10-21	A	W	32-23
3-4-21	H	W	33-16
3-5-21	H	W	37-11
1-9-22	A	W	21-14
2-4-22	H	L	7-26
1-26-23	A	W	21-15
2-3-23	H	L	17-21
2-27-24	A	W	18-16
3-3-24	H	W	27-14
2-24-25	H	W	37-17
3-4-25	A	W	28-13
1-23-26	H	W	18-13
2-1-26	A	W	27-12
1-29-27	H	W	35-19
3-3-27	A	L	24-26
1-28-28	H	W	37-26
2-9-28	A	W	32-26
2-2-29	H	W	45-39
2-22-29	A	L	33-37
1-22-30	A	W	32-22
2-22-30	H	W	52-50
1-31-31	H	W	31-19
2-16-31	A	L	28-42
1-8-32	A	W	28-24
2-1-32	H	L	32-33
1-30-33	H	L	25-30 (OT)
2-28-33	A	W	43-16
1-5-34	A	W	37-31 (OT)
2-24-34	H	W	26-21
1-12-35	H	W	32-31

2-23-35	A	L	14-22
1-25-36	A		



2023-24 NEBRASKA BASKETBALL

SERIES RESULTS VS. NON-CONFERENCE OPPONENTS

2-12-72	H	W	76-71	2-24-10	A	L	74-78	2-11-35	A	L	21-32	2-6-71	H	L	67-81	2-17-07	A	L	39-92			
3-6-72	A	L	67-76	1-8-11	H	W	63-62	2-15-35	H	L	24-32	3-13-71	A	L	54-59	1-12-08	H	L	58-79			
12-27-72	*N	L	64-75	2-25-11	A	L	82-83 (OT)	1-20-36	A	L	23-45	1-29-72	A	L	55-57 (OT)	1-26-08	A	L	49-84			
1-30-73	A	L	60-81	Totals			12,614-11,261	2-29-36	H	L	36-43	2-19-72	H	W	99-78	3-14-08	**N	L	54-64			
2-27-73	H	L	76-82					2-2-37	A	L	22-27	12-29-72	*N	W	74-72	1-28-09	H	L	62-68			
2-5-74	H	W	91-88 (3OT)					2-27-37	H	W	37-32	2-10-73	A	W	59-46	2-21-09	A	L	53-70			
3-9-74	A	L	58-76					2-2-38	A	L	33-48	2-24-73	H	W	62-59	1-13-10	H	L	72-84			
2-8-75	H	W	75-62	JACKSON STATE (NU LEADS 2-0)				2-26-38	H	L	47-50	12-29-73	*N	L	66-75	2-6-10	A	L	64-75			
3-8-75	A	L	69-82	12-19-09	H	W	57-41	1-14-39	H	W	48-37	1-12-74	A	L	64-79	1-15-11	A	L	60-63			
2-7-76	A	W	66-56	12-1-10	H	W	76-57	2-14-39	A	L	46-49	2-26-74	H	L	46-51	2-2-11	H	L	66-86			
3-6-76	H	W	82-66	Totals			133-98	1-23-40	A	L	24-40	12-28-74	*N	L	62-63	12-10-16	A	L	72-89			
12-29-76	*N	W	75-55	JACKSONVILLE STATE				2-24-40	H	L	41-48	2-5-75	A	L	44-72	12-16-17	H	L	72-73			
1-15-77	A	W	49-48	(NU LEADS 1-0)				2-10-41	A	L	38-44	3-5-75	H	L	77-79 (2OT)	Totals			12,092-13,464			
2-5-77	H	W	66-51	12-18-12	H	W	59-55	3-1-41	H	L	53-55	12-27-75	*N	L	66-69				*at Manhattan, Kan.			
1-14-78	H	L	59-65	KANSAS (NU TRAILS 71-72)				2-14-42	A	L	30-58	2-4-76	H	W	57-54				**Phillips 66 Big Eight/Big 12			
2-4-78	A	W	62-56	3-2-00	H	W	48-8	2-13-43	H	L	24-56	3-3-76	A	W	62-58				Championship			
1-6-79	A	W	72-68	3-1-01	A	W	35-29	2-23-43	A	L	33-52	1-26-77	H	W	60-57				KANSAS CITY (NU LEADS 11-1)			
2-10-79	H	L	46-48	1-31-02	H	W	23-18	1-15-44	A	L	27-51	2-19-77	A	L	66-74				12-8-82	H	W	69-50
1-9-80	A	W	58-50	2-12-06	H	L	17-37	2-19-44	H	L	47-56	2-26-77	**A	L	58-61				11-25-89	H	W	91-76
2-9-80	H	W	69-66	2-9-07	H	W	32-19	1-12-45	A	L	33-48	1-25-78	H	W	62-58				1-9-91	A	W	97-78
1-28-81	A	W	61-56	1-17-08	A	W	20-17	2-10-45	H	W	59-45	2-18-78	A	L	70-75				1-20-92	H	W	74-71
2-18-81	H	W	81-61	1-18-08	A	W	23-21	1-11-46	H	L	45-56	1-27-79	H	W	66-64 (OT)				1-9-93	A	W	66-65
1-23-82	H	W	60-47	2-21-08	H	L	26-28	2-15-46	A	L	30-72	2-21-79	A	L	59-66				1-5-94	H	W	92-71
2-20-82	A	L	61-63	2-22-08	H	L	25-28	1-14-47	H	W	48-46	1-16-80	H	W	64-57				1-18-95	A	W	63-60
1-18-83	A	W	59-54	1-8-09	A	L	13-48	2-15-47	A	L	37-69	2-5-80	A	W	61-56				1-17-96	H	W	87-69
2-19-83	H	W	67-66	1-9-09	A	L	17-36	12-20-47	*N	L	60-64 (OT)	1-31-81	H	W	57-54				12-11-96	A	W	76-64
3-8-83	**H	W	94-71	1-30-09	H	L	13-18	2-7-48	A	W	61-57	1-13-82	H	W	75-55				12-30-98	A	W	81-65
1-18-84	A	W	64-63	3-4-09	*N	L	22-28	3-6-48	H	W	70-64	2-13-82	A	L	63-66				12-8-00	H	L	71-82
2-18-84	H	L	48-69	3-5-09	*N	L	15-24	1-8-49	H	W	52-34	2-5-83	H	W	68-61				11-24-09	H	W	70-48
1-30-85	A	L	65-76	3-6-09	*N	W	32-29	2-12-49	A	W	49-39	3-2-83	A	W	60-58				Totals			937-799
2-21-85	H	W	74-57	1-7-10	A	L	17-32	1-10-50	H	W	57-56	1-25-84	A	L	61-77				KANSAS CITY YMCA			
1-25-86	H	W	75-58	1-8-10	A	L	16-40	2-11-50	A	L	36-49	2-15-84	H	L	66-67				(NU LEADS 1-0)			
2-22-86	A	L	73-81	2-26-10	H	L	20-40	12-30-50	*N	L	47-63	2-2-85	H	L	80-91				1-29-1906	H	W	25-24
3-8-86	**N	L	58-75	2-27-10	H	L	13-40	1-6-51	A	L	41-66	2-28-85	A	L	65-70				KANSAS CITY ATHLETIC CLUB			
1-20-87	A	L	75-91	2-10-11	A	W	15-11	2-10-51	H	L	52-61	3-5-85	*N	L	69-74				(NU TRAILS 2-3)			
2-11-87	H	W	66-65	2-11-11	A	L	12-37	1-14-52	H	L	66-69	1-15-86	H	L	70-81				1-13-1906	H	W	33-22
1-20-88	A	L	76-114	2-24-11	H	W	34-24	2-16-52	A	L	52-90	2-15-86	A	L	61-79				2-23-1906	A	L	21-49
2-27-88	H	L	84-85	2-25-11	H	W	38-28	12-27-52	*N	L	66-73	1-22-87	A	L	65-86				2-25-1906	A	W	26-25
1-31-89	A	L	76-88	1-19-12	A	W	30-26	1-12-53	H	L	59-65	2-28-87	H	W	83-81 (OT)				1923-24	A	L	18-27
2-25-89	H	W	77-74	1-20-12	A	W	30-26	2-14-53	A	L	58-77	1-27-88	H	W	70-68				1-2-26	A	L	20-36
1-27-90	H	L	83-91	3-1-12	H	W	49-21	2-13-54	A	L	68-79	2-16-88	A	L	48-70				Totals			118-159
2-24-90	A	L	85-101	3-2-12	H	W	29-28	2-22-54	H	L	62-67	2-4-89	H	W	74-70				KANSAS STATE			
1-12-91	H	W	97-87	3-10-13	H	W	40-25	12-30-54	*N	L	66-69	3-1-89	A	L	71-80				(NU TRAILS 93-129)			
2-13-91	A	W	65-57	3-11-13	A	W	18-16	1-15-55	H	W	66-62	1-8-90	H	L	93-98				1905-06	A	W	50-14
2-1-92	H	W	68-63	3-12-13	**N	L	24-30	2-19-55	A	W	68-55	2-17-90	A	L	67-94				1-15-08	A	W	36-18
2-22-92	A	W	80-70	1-22-15	A	L	18-43	2-11-56	A	L	56-80	2-5-91	A	L	77-85				1-7-09	A	W	36-31
2-3-93	A	L	69-96	1-23-15	A	L	23-30	2-25-56	H	L	56-60	3-3-91	H	W	85-75				1-6-10	A	L	16-27
2-27-93	H	W	91-87	1-14-16	H	W	34-33	2-9-57	H	L	54-69	3-9-91	*N	W	87-83				2-14-10	H	L	17-28
1-3-94	A	W	78-72	1-15-16	H	W	40-27	2-23-57	A	L	60-87	1-25-92	A	L	78-103				1-18-12	A	W	26-25
2-12-94	H	W	102-96	2-16-17	A	W	21-19	2-8-58	A	L	46-102	2-19-92	H	W	81-79 (OT)				2-15-13	H	W	27-16
2-11-95	A	L	69-72 (OT)	2-17-17	A	L	10-30	2-14-59	H	L	55-63	3-3-93	A	L	83-94				1-20-15	A	W	26-19
3-5-95	H	L	77-79	2-15-18	H	W	24-23	2-21-59	H	L	50-66	2-6-94	A	L	87-94				1-21-15	A	W	26-20
2-3-96	H	L	65-75	2-16-18	H	L	25-31	2-21-59	H	L	50-66	2-23-94	H	W	96-87				2-11-16	H	W	21-20
2-10-96	A	L	59-74	3-5-19	A	L	17-31	3-7-60	A	L	74-79	1-23-95	A	L	67-84				2-12-16	H	W	26-25
3-8-96	**N	L	60-62	3-6-19	A	W	29-24	12-28-60	*N	L	53-78	2-14-95	H	L	68-91				1916-17	A	L	13-45
1-29-97	H	L	67-77	1-19-22	H	L	15-25	2-11-61	H	L	33-38	1-28-96	H	L	73-88				1916-17	A	L	10-34
2-22-97	A	W	74-69 (OT)	3-6-22	A	L	18-41	2-25-61	A	W	69-68	2-19-96	A	L	71-81				1917-18	A	W	31-23
1-24-98	H	W	63-49	1-5-23	A	L	20-30	12-30-61	*N	L	68-69	2-1-97	A	L	77-82 (OT)				1917-18	A	L	16-26
2-28-98	A	W	70-62	2-12-23	H	L	15-36	1-6-62	A	W	69-67	3-2-97	H	L	65-85				3-8-19	H	L	32-34
1-30-99	A	L	47-52	1-18-24	A	L	18-19	2-21-62	H	L	70-73	1-3-98	A	L	76-96				3-9-19	A	L	21-30
2-13-99	H	W	59-57	1-31-25	H	L	20-25	1-19-63	A	L	53-72	2-1-98	H	L	71-82				2-14-22	A	W	25-24
1-12-00	H	L	65-66	2-17-25	A	L	20-28	2-23-63	H	L	39-45	3-7-98	*N	L	59-91				3-3-22	H	W	21-13
2-12-00	A	L	65-87	2-6-26	H	L	14-25	1-14-64	A	L	48-74	1-27-99	H	W	84-69				1-6-23	A	W	21-15
1-20-01	H	L	59-60	2-27-26	A	L	17-30	2-24-64	H	L	55-64	2-10-99	A	W	64-59				1922-23	H	L	14-17
3-3-01	A	L	73-86	1-19-27	A	W	27-24	1-4-65	H	L	56-66	3-5-99	*N	L	53-77				1923-24	H	W	27-14
1-26-02	H	W	86-84 (OT)	2-26-27	H	L	25-34	2-23-65	A	L	62-71	1-15-00	A	L	82-97				1-17-24	A	L	23-26
2-16-02	A	L	79-85	2-17-28	A	L	27-33	12-30-65	*N	L	61-71	2-23-00	H	L	58-83				1-9-25	A	W	23-11
1-25-03	A	L	61-71	2-24-28	H	W	32-28	1-18-66	H	W	83-75	1-17-01	A	L	62-84				2-13-25	H	W	32-20
3-1-03	H	W	69-63	1-19-29	H	W	30-29	2-26-66	A	L	73-110	2-25-01	H	L	74-78				2-9-26	A	L	26-41
1-10-04	A	L	74-89	2-7-29	A	W	37-31	2-7-67	A	L	58-84	1-9-02	A	L	57-96				2-16-26	H	L	21-28
2-28-04	H	W	68																			



SERIES RESULTS VS. NON-CONFERENCE OPPONENTS

1-18-32	A	L	20-32	2-4-67	A	W	67-59	3-2-02	A	L	58-67	1-6-96	H	W	69-68	MENASHA (NU LEADS 1-0)			
2-6-32	H	W	32-26	2-25-67	H	W	79-71	1-22-03	A	L	53-77	<u>11-26-17</u>	N	W	85-80	1904-05	W	37-19	
1-14-33	H	W	31-25	12-30-67	*N	W	66-62	2-25-03	H	W	68-61	Totals		303-274	MESA (NU LEADS 1-0)				
2-13-33	A	L	30-36	1-9-68	A	L	62-78	2-4-04	A	L	61-78	LONGWOOD (NU LEADS 1-0)			1-7-83	H	W	94-57	
1-15-34	A	L	24-25	2-10-68	H	W	92-68	2-18-04	H	L	58-63	11-18-05	H	W	80-65	MASSACHUSETTS (NU TRAILS 1-0)			
2-3-34	H	W	38-31	1-7-69	A	L	72-95	1-8-05	H	W	95-85 (20T)	LOUISIANA-LAFAYETTE (NU TRAILS 0-1)			12-21-13	N	L	90-96	
1-21-35	A	L	41-47	3-1-69	H	W	88-71	3-5-05	A	L	53-73	LOUISIANA STATE (NU TRAILS 0-1)			MIAMI (NU LEADS 4-2)				
3-2-35	H	W	28-21	1-13-70	H	L	64-71	1-11-06	A	W	57-42	12-30-88	N	L	87-90	12-22-51	A	L	60-70
2-1-36	H	W	43-30	2-21-70	A	L	62-79	3-1-06	H	L	64-66	LOUISIANA TECH (NU LEADS 1-0)			12-18-70	H	W	85-58	
2-10-36	A	W	40-32	1-9-71	A	L	69-70	1-27-07	A	L	45-61	11-20-05	H	W	59-56	12-16-00	N	W	72-64
1-30-37	A	W	41-38	3-2-71	H	W	87-71	2-13-07	H	W	74-63	<u>11-19-16</u>	H	W	65-54	12-30-06	A	W	82-67
2-15-37	H	W	40-37	2-1-72	H	W	61-60	2-6-08	A	L	59-74	Totals		124-110	12-4-13	H	W	60-49	
1-22-38	H	W	46-32	3-11-72	A	L	76-81 (OT)	2-20-08	H	W	71-64	LOUISVILLE (NU TRAILS 0-2)			<u>12-1-15</u>	H	L	72-77 (ot)	
2-21-38	A	L	29-41	2-3-73	H	L	55-82	1-17-09	H	W	73-51	12-30-46	A	L	53-68	Totals		431-385	
1-17-39	A	L	38-43	3-3-73	A	L	70-97	2-28-09	A	L	72-77	12-30-79	N	L	58-65	MIAMI (OHIO) (NU LEADS 2-1)			
2-8-39	H	W	42-34	12-27-73	*N	L	47-68	2-2-10	H	L	57-76	Totals		111-133	12-17-62	H	W	72-69	
1-19-40	A	L	25-32	1-22-74	H	L	65-73	2-17-10	A	L	87-91	LOYOLA (ILL.) (SERIES TIED 1-1)			11-27-89	A	L	71-91	
2-13-40	H	W	61-28	3-2-74	A	W	58-54	2-2-11	A	L	53-69	12-26-36	A	L	35-53	<u>12-22-90</u>	H	W	88-73
1-7-41	H	W	33-23	12-30-74	*N	L	63-80	2-23-11	H	L	57-61	2-19-38	H	W	39-38	Totals		231-233	
1-17-41	A	L	32-35	1-18-75	H	W	74-61	12-19-21	H	L	58-67	Totals		74-91	MIDDLE TENNESSEE STATE (NU TRAILS 0-1)				
1-6-42	H	W	44-38	2-19-75	A	L	64-65	<u>12-17-22</u>	A	L	56-71	LOYOLA MARYMOUNT (NU LEADS 2-0)			12-8-73	N	L	65-76	
2-2-42	A	L	35-38	1-17-76	A	W	65-59	Totals		12,011-12,693	12-12-80	N	W	67-66	MILLIKIN (NU TRAILS 0-1)				
1-5-43	A	W	41-32	2-18-76	H	L	53-65	* at Kansas City			12-23-14	N	W	50-42 (ot)	1-4-35	A	L	35-36	
2-17-43	H	W	50-47 (OT)	1-8-77	H	L	52-57	** Phillips 66 Big Eight/Big 12 Champ.			Totals		117-108	MINNEAPOLIS YMCA (NU LEADS 1-0)					
2-1-44	H	W	54-47	2-9-77	A	L	62-67	***Kansas State forfeit			LUBBOCK CHRISTIAN (NU LEADS 1-0)			1903-04	W	15-10			
2-29-44	A	L	37-40	12-29-77	*N	L	60-69	KENNESAW STATE (NU LEADS 1-0)			11-21-06	H	W	65-42	MINNESOTA AG COLLEGE (NU TRAILS 0-1)				
12-23-44	*N	L	46-49	1-7-78	A	W	77-63	12-22-21	H	W	88-74	MACMURRAY (NU LEADS 1-0)			12-15-73	H	W	4-13	
1-20-45	A	L	48-70	2-8-78	H	W	63-50	KENT STATE (NU LEADS 2-1)			MAINE (NU LEADS 1-0)			MINNESOTA-DULUTH (NU LEADS 1-0)					
2-24-45	H	L	47-55	1-17-79	H	W	55-53	12-5-92	H	W	85-61	MANKATO STATE (NU LEADS 1-0)			12-3-73	H	W	77-50	
12-15-45	*N	W	62-47	2-7-79	A	L	46-58	12-21-00	N	W	69-68	MARIST (NU LEADS 1-0)			MISSISSIPPI (NU TRAILS 1-2)				
1-2-46	H	W	44-37	2-28-79	**A	L	60-61 (20T)	11-24-12	H	L	60-74	11-24-17	N	W	84-59	12-17-77	H	W	80-70
2-28-46	A	L	49-54	1-26-80	A	L	64-66 (20T)	Totals		214-203	MARQUETTE (TIED 4-4)			12-16-78	N	L	67-70		
1-4-47	A	L	54-63	2-20-80	H	W	70-58	12-18-40	H	W	40-39	12-14-40	H	W	35-20	3-24-08	A	L	75-85 (ot)
2-27-47	H	W	54-50	2-29-80	**N	L	59-60	12-16-41	A	L	27-42	12-31-45	A	L	36-49	Totals		222-225	
1-31-48	H	L	45-64	2-14-81	A	L	49-66	12-15-72	A	L	60-85	12-21-57	A	L	64-79	MISSISSIPPI STATE (NU TRAILS 0-2)			
2-27-48	A	L	49-56	2-3-82	H	L	64-75	Totals		127-166	12-8-58	H	W	62-60	12-30-95	N	L	66-69	
12-28-48	*N	L	34-48	2-27-82	A	L	50-67	KENTUCKY (NU TRAILS 1-2)			MANKATO STATE (NU LEADS 1-0)			3-14-18	A	L	59-66		
1-31-49	H	W	70-48	1-26-83	H	W	59-43	12-18-40	H	W	40-39	12-22-76	H	W	64-61	Totals		125-135	
3-1-49	A	L	28-53	1-26-83	A	W	56-45	12-16-41	A	L	27-42	MAINE (NU LEADS 1-0)			MISSISSIPPI VALLEY STATE (NU LEADS 2-0)				
1-30-50	H	W	65-63 (OT)	2-16-83	A	W	56-45	12-15-72	A	L	60-85	11-7-23	H	W	79-66	11-14-15	H	W	97-51
3-11-50	A	L	60-63	2-4-84	A	W	47-46	Totals		127-166	MANKATO STATE (NU LEADS 1-0)			12-2-76	H	W	64-61		
12-29-50	*N	L	53-72	2-28-84	H	W	63-56	KNOX (NU LEADS 1-0)			MARSHALL (NU TRAILS 0-1)			MISSISSIPPI VALLEY STATE (NU LEADS 2-0)					
2-5-51	H	L	50-79	3-7-84	**H	L	39-41	2-26-20	A	W	31-24 (OT)	11-24-17	N	W	84-59	11-6-18	W	W	106-37
2-26-51	A	L	48-74	1-16-85	H	W	75-63	LA SALLE (SERIES TIED 1-1)			MARSHFIELD (NU LEADS 1-0)			Totals		203-88	MISSOURI (NU TRAILS 93-126)		
12-27-51	*N	L	67-87	2-16-85	A	L	62-68	12-16-66	N	L	76-99	2-19-1907	A	W	33-16	1-31-08	H	W	41-30
1-12-52	A	L	36-71	2-5-86	**H	L	54-64	12-18-71	H	W	75-60	MARY (NU LEADS 1-0)			2-1-08	H	W	43-31	
3-1-52	H	L	60-75	3-1-86	A	W	64-60	Totals		151-159	11-15-17	A	W	70-38	2-1-09	H	L	24-26	
2-7-53	H	W	80-67	1-10-87	A	L	82-114	LAWRENCE (NU LEADS 1-0)			MARYLAND-BALTIMORE COUNTY (SERIES TIED 1-1)			2-8-11	A	L	26-39		
3-10-53	A	L	80-108	2-14-87	H	W	78-76	1904-05	W	37-24	1-17-89	H	W	86-65	2-9-11	A	L	36-37 (OT)	
12-26-53	*N	W	78-74	3-6-87	**N	L	45-47	LEHIGH (NU LEADS 1-0)			12-23-08	H	L	64-66	2-26-11	H	W	30-23	
1-11-54	H	W	88-75	2-6-88	A	L	63-65	LEWIS (NU TRAILS 0-1)			Totals		150-131	2-27-11	H	L	20-23		
2-6-54	A	L	70-91	3-2-88	H	L	67-77	LINCOLN HIGH (NU LEADS 1-0)			MARYLAND-EASTERN SHORE (NU LEADS 3-0)			2-9-17	H	L	16-18		
1-11-55	H	W	69-59	3-11-88	**N	L	70-75	1903-04	W	49-26	1-4-08	H	W	86-50	2-10-17	H	L	7-18	
2-5-55	A	L	62-79	1-21-89	H	L	68-80	LINCOLN YMCA (NU LEADS 10-4)			1-3-09	H	W	88-56	2-8-18	H	L	9-22	
12-30-55	*N	L	51-79	2-11-89	A	L	66-80	2-2-1897	H	W	11-8	12-21-04	A	L	62-81	2-9-18	H	L	8-16
2-6-56	H	L	52-66	2-3-90	H	W	74-71	1-8-1898	H	L	9-15	MARY (NU LEADS 1-0)			2-14-19	A	W	28-26	
2-20-56	A	L	50-73	3-3-90	A	L	57-80	2-1-1898	H	L	13-20	11-15-17	A	W	70-38	2-15-19	A	W	21-14
2-4-57	A	L	53-89	1-5-91	A	W	74-69	1899-00	H	W	39-7	MARY (NU LEADS 1-0)			1-13-22	H	L	31-46	
2-18-57	H	L	56-81	2-23-91	H	W	85-78	1900-01	H	W	10-8	12-23-08	H	L	64-66	2-24-22	A	L	16-55
12-28-57	*N	L	57-88	2-8-92	A	L	66-70	2-1-1902	H	W	32-30	Totals		150-131	MARYLAND-EASTERN SHORE (NU LEADS 3-0)				
1-11-58	A	L	59-74	3-4-92	H	W	91-62	12-18-1902	H	W	25-18	1-4-08	H	W	86-50	1-22-23	A	L	18-33
3-3-58	H	W	55-48	1-23-93	H	L	64-66	1-24-1903	H	L	24-35	1-3-09	H	W	88-56	2-24-23	A	L	22-39
2-2-59	H	L	43-50	2-13-93	A	W	80-59	2-20-1903	H	W	33-20	12-10-10	H	W	74-60	1-5-24	H	W	24-18
3-9-59	A	L	54-76	3-12-93	**N	L	45-47	1903-1904	W	Score NA	MARY (NU LEADS 1-0)			2-8-24	A	W	31-11		
12-29-59	*N	L	63-71	2-9-94	A	W	76-68	1903-1904	W	Score NA	MARY (NU LEADS 1-0)			2-21-25	A	W	25-20		
2-20-60	H	W	70-60	2-26-94	H	W	86-77	1903-1904	W	Score NA	MARY (NU LEADS 1-0)			2-27-25	H	W	24-21		
3-5-60	A	L	74-83	1-12-95	H	W	78-56	1903-1904	H	W	31-12	MARY (NU LEADS 1-0)			2-19-26	H	L	24-26	
2-27-61	H	L	67-77	3-1-95	A	L	73-75	12-17-1908	H	L	16-34	MARY (NU LEADS 1-0)			3-5-26	A	L	22-24	
3-4-61	A	L	56-75	1-31-96	A	L	68-77	Totals		266-221	MARY (NU LEADS 1-0)			1-15-27	A	W	35-23		
12-27-61	*N	L	48-60	3-3-96	H	W	70-66	LIPSCOMB (NU LEADS 2-0)			MARY (NU LEADS 1-0)								
2-3-62	A	L	53-72	1-15-97	H	W	87-77 (OT)	1-7-03	H	W	70-60	MARY (NU LEADS 1-0)							
3-7-62	H	L	60-84	2-10-97	A	L	53-61	12-22-03	H	W	75-52	MARY (NU LEADS 1-0)							
1-12-63	A	L	53-66	1-28-98	A	L	49-72	Totals		145-112	MARY (NU LEADS 1-0)								
2-2-63	H	L	60-72	2-7-98	H	L	63-69	LONG BEACH STATE (NU LEADS 4-0)			MARY (NU LEADS 1-0)								
12-26-63	*N	L	78-100	1-13-99	H	W	70-61	12-6-74	N	W	67-55	MARY (NU LEADS 1-0)							
2-3-64	H	L	66-73 (OT)	2-24-99	A	L	45-62	1-9-95	A	W	82-71	MARY (NU LEADS 1-0)							
2-17-64	A	L	48-50	1-8-00	A	L	79-97	LONG BEACH STATE (NU LEADS 4-0)			MARY (NU LEADS 1-0)								
2-9-65	A	W	62-57	1-29-00	H	W	81-72	LONG BEACH STATE (NU LEADS 4-0)			MARY (NU LEADS 1-0)								

N 2023-24 NEBRASKA BASKETBALL

SERIES RESULTS VS. NON-CONFERENCE OPPONENTS



Jason Dourisseau was a two-year starter for the Huskers and helped the Huskers to a pair of NIT appearances during his career.



Walter Pitchford helped the Huskers to 19 wins and a berth in the 2014 NCAA Tournament, the school's first since 1998.



Isaac Copeland helped Nebraska to consecutive postseason appearances in 2018 and 2019.

2-14-27	H	W	27-22	1-11-64	H	W	74-69 (OT)	3-1-00	A	L	72-86
12-17-27	A	L	15-36	2-1-64	A	L	60-78	1-6-01	A	L	66-68
1-7-28	H	W	36-26	2-15-65	H	L	74-92	1-24-01	H	W	85-79
1-12-29	H	L	25-30	3-2-65	A	L	66-84	1-5-02	A	L	53-60
2-25-29	A	W	39-33	12-27-65	*N	W	69-67 (OT)	2-13-02	H	L	71-87
1-18-30	A	L	21-27	1-8-66	H	W	82-60	1-29-03	H	L	56-63
2-15-30	H	W	34-31	2-19-66	A	W	71-53	2-18-03	A	L	50-67
1-10-31	H	W	42-32	1-28-67	H	W	99-82	3-13-03	**N	L	61-70
2-7-31	A	L	20-33	2-28-67	A	W	80-73	1-24-04	A	L	51-72
1-16-32	A	L	18-30	1-13-68	H	W	75-66	2-7-04	H	W	78-62
2-26-32	H	L	28-32	3-7-68	A	L	70-91	1-22-05	A	L	70-80
1-7-33	A	L	33-37	12-30-68	*N	W	76-70	2-19-05	H	L	53-56
2-25-33	H	L	31-39	2-1-69	H	W	87-71	3-10-05	**N	L	67-70
1-13-34	A	L	26-36	2-11-69	A	L	60-79	1-28-06	H	W	65-52
2-9-34	H	W	34-27	2-14-70	H	W	60-48	3-5-06	A	L	63-64
1-19-35	A	L	31-32	2-28-70	A	L	63-80	3-9-06	**N	W	71-64
2-4-35	H	L	21-23	2-13-71	H	W	81-72	2-3-07	A	W	66-61
1-10-36	H	W	31-26	2-27-71	A	L	65-77	2-24-07	H	W	82-77 (OT)
2-8-36	A	W	43-33	12-27-71	*N	L	64-76	1-30-08	A	W	66-62
1-9-37	A	W	31-22	2-15-72	A	L	65-80	2-13-08	H	L	78-86 (OT)
2-19-37	H	W	50-21	3-4-72	H	L	54-61	3-13-08	**N	W	61-56
1-14-38	H	L	18-27	1-27-73	H	L	65-78	1-10-09	H	W	56-51
2-12-38	A	L	30-38	3-10-73	A	L	70-86	2-14-09	A	L	47-70
1-21-39	A	L	41-54	2-9-74	H	W	75-58	1-23-10	H	L	53-70
2-18-39	H	L	36-46	2-16-74	A	W	88-87	2-20-10	A	L	59-74
1-13-40	A	L	33-46	2-1-75	A	L	74-88	3-10-10	**N	W	74-60
2-3-40	H	L	40-41	2-22-75	H	W	80-77	1-12-11	A	L	69-77
1-20-41	H	W	40-29	1-31-76	H	L	57-62	3-1-11	H	W	69-58
2-15-41	A	W	38-36	2-21-76	A	L	84-95 (OT)	Totals			12,260-12,905
1-12-42	H	W	51-45	1-22-77	A	L	63-76	* at Kansas City			
2-28-42	A	W	41-40	2-12-77	H	W	60-58	** Phillips 66 Big Eight/Big 12 Championship			
1-16-43	A	W	39-36	1-21-78	H	W	56-55	MISSOURI-ST. LOUIS			
2-20-43	H	W	56-50	2-11-78	A	L	52-74	(NU LEADS 1-0)			
2-5-44	H	L	32-36 (OT)	3-3-78	**N	L	58-61	12-27-86	H	W	89-63
2-12-44	A	L	29-44	12-28-78	*N	W	58-56 (OT)	MISSOURI SOUTHERN			
2-3-45	H	L	41-47	1-20-79	A	L	60-76	(NU LEADS 1-0)			
2-17-45	A	L	54-55 (2OT)	1-12-80	H	L	63-84	12-2-77	H	W	61-54
12-14-45	*N	L	54-63	2-2-80	A	L	60-73	MISSOURI STATE (NU LEADS 2-0)			
1-18-46	A	W	44-42	1-24-81	H	W	66-53	1-15-83	H	W	98-46
2-25-46	H	W	42-39	2-21-81	A	L	45-55	11-19-18	N	W	85-62
1-18-47	A	L	41-47	1-16-82	H	L	42-44	Totals			183-108
2-22-47	H	L	49-60	2-6-82	A	W	67-51	MISSOURI WESTERN			
12-18-47	*N	W	46-44	3-5-82	**N	L	53-58	(NU LEADS 1-0)			
1-12-48	H	L	54-66	1-29-83	A	L	56-79	12-20-82	H	W	93-43
2-14-48	A	L	41-47	2-26-83	H	L	51-54	MONMOUTH (NU LEADS 1-0)			
12-29-48	*N	L	50-52	3-11-83	**N	L	63-69	12-4-99	H	W	63-47
2-21-49	H	W	47-46	1-21-84	H	L	48-50	MONTANA (NU LEADS 3-2)			
3-7-49	A	W	52-48	2-11-84	A	W	61-56 (OT)	12-19-36	H	W	53-39
2-6-50	H	W	50-41	1-26-85	H	W	74-66	12-6-58	H	W	75-43
2-20-50	A	W	55-48	2-23-85	A	L	50-69	12-23-59	A	L	58-64
12-28-50	*N	W	54-52	1-18-86	H	L	67-68	12-23-80	H	W	69-46
2-19-51	H	W	54-52	2-8-86	A	W	75-66	11-29-82	A	L	51-61
3-7-51	A	L	57-68	1-28-87	H	L	71-87	Totals			306-253
2-2-52	H	L	55-60	2-18-87	A	L	64-80	MONTANA STATE (NU LEADS 4-1)			
3-3-52	A	L	53-68	1-16-88	H	W	70-68	1-11-30	H	L	30-61
1-19-53	H	W	73-62	2-11-88	A	L	67-92	12-23-77	H	W	104-60
2-21-53	A	L	59-66	1-28-89	H	L	72-89	12-3-84	H	W	86-65
12-30-53	*N	L	57-72	2-19-89	A	L	63-79	12-14-85	A	W	76-59
1-18-54	H	W	80-72	3-10-89	**N	L	70-98	1-2-05	H	W	78-45
3-1-54	A	L	67-82	1-13-90	H	L	95-111	Totals			374-290
12-27-54	*N	L	58-75	2-10-90	A	L	85-107	MOREHEAD STATE			
1-8-55	A	L	59-67	1-30-91	H	W	89-75	(NU LEADS 2-0)			
2-14-55	H	L	73-76	2-20-91	A	L	71-91	12-29-88	N	W	81-77
12-28-55	*N	L	66-71	3-10-91	**N	L	82-90	12-2-94	H	W	96-55
1-16-56	H	W	83-77	1-18-92	H	L	73-83	Totals			177-132
3-5-56	A	L	80-88	2-17-92	A	L	61-87	MORGAN STATE (NU LEADS 1-0)			
12-28-56	*N	W	70-65	1-30-93	H	W	88-87 (OT)	12-6-04	H	W	64-34
1-19-57	A	W	84-65	2-21-93	A	W	76-75	MORNINGSIDE (NU LEADS 7-0)			
2-11-57	H	W	53-49	1-24-94	H	L	73-89	1903-04			57-27
1-6-58	A	L	54-55	3-5-94	A	L	78-80	1-26-11	A	W	23-19
2-12-58	H	W	67-62 (OT)	3-12-94	**N	W	98-91	1-27-12	A	W	62-10
1-12-59	H	W	81-69	1-7-95	H	L	74-82	12-17-19	H	W	37-14
3-2-59	A	W	81-79	2-22-95	A	W	78-75	12-18-19	H	W	39-9
12-30-59	*N	W	78-67	1-24-96	H	W	76-58	2-24-20	A	W	44-12
1-11-60	A	L	61-69	2-7-96	A	L	98-99	2-25-20	A	W	50-13
2-1-60	H	W	64-59	1-18-97	H	W	76-53	Totals			312-104
12-29-60	*N	W	90-72	1-22-97	A	L	74-75				
1-7-61	H	W	62-48	3-6-97	**N	L	72-78				
3-6-61	A	L	76-97	2-4-98	A	L	76-81 (OT)				
2-17-62	A	W	65-63	2-18-98	H	W	67-66 (OT)				
2-24-62	H	L	63-81	1-2-99	A	L	57-80				
2-9-63	H	L	61-69	2-6-99	H	W	69-61				
3-6-63	A	L	72-84	2-5-00	H	L	78-84				



SERIES RESULTS VS. NON-CONFERENCE OPPONENTS

MORRISON (NU TRAILS 0-1)
 3-5-1908 A L 19-23

MUSCATINE (NU TRAILS 0-1)
 1-11-1908 H L 21-39

MURRAY STATE (NU TRAILS 0-2)
 11-25-90 N L 79-81
 12-30-00 H L 71-79
 Totals 150-160

NATTC (NU TRAILS 0-1)
 1-15-45 A L 34-57

NAVY PRE-FLIGHT (NU TRAILS 0-2)
 1-30-45 H L 42-62
 2-20-45 A L 41-55
 Totals 83-117

NEBRASKA WESLEYAN (NU LEADS 20-6)
 12-13-1898 H W 37-5
 2-2-1899 A W 57-3
 1899-00 H W 42-9
 1-18-1902 H W 63-14
 1903-04 W 47-10
 1903-04 L 31-32
 1903-04 W 25-9
 1904-05 W 32-31
 1904-05 W 57-23
 1-11-1907 A W 38-26
 3-25-1907 H W 59-11
 12-18-1907 A W 33-19
 3-8-1909 A L 32-62
 1-14-11 H W 42-26
 1-18-13 H W 39-26
 2-7-13 A W 27-20
 1-23-14 H W 29-20
 1-24-14 H L 18-24
 2-5-15 A W 13-9
 3-3-15 H L 15-39
 2-18-16 A L 19-23
 1916-17 W 27-14
 1916-17 L 15-18
 1917-18 A W 18-10
 1917-18 H W 24-14
 1922-23 H W 24-22
 Totals 863-519

NEVADA (NU LEADS 3-2)
 12-30-47 A L 58-63
 12-14-70 H W 116-71
 12-12-77 H W 67-50
 3-18-97 A W 78-68
 11-26-20 H L 66-69
 Totals 385-321

NEW MEXICO (NU TRAILS 0-1)
 3-17-09 A L 71-83

NEW MEXICO STATE (TIED 1-1)
 12-20-75 A W 79-75
 3-19-93 N L 79-93
 Totals 158-168

NEW ORLEANS (NU LEADS 1-0)
 11-22-97 H W 81-66

NIAGARA (NU LEADS 2-0)
 1-1-38 A W 43-37
 3-19-04 H W 78-70
 Totals 121-107

NICHOLLS STATE (NU LEADS 1-0)
 12-29-12 H W 68-59

NORFOLK STATE (NU LEADS 1-0)
 11-20-07 H W 83-48

NORTH CAROLINA (NU TRAILS 0-1)
 1-6-73 N L 62-79

NORTH CAROLINA A&T (NU LEADS 4-0)
 11-28-98 H W 65-47
 11-20-01 H W 69-57

12-18-04 H W 71-49
 12-19-05 H W 107-57
 Totals 312-210

NORTH CAROLINA CENTRAL (NU LEADS 1-0)
 12-22-07 H W 71-28

NC STATE (NU TRAILS 0-1)
 12-1-21 A L 100-104 (40T)

NORTH DAKOTA (NU LEADS 3-2)
 12-29-33 A L 22-50
 12-22-34 H W 34-21
 1-3-11 H W 77-46
 11-19-17 H W 92-70
 12-21-19 H L 74-75
 Totals 299-262

NORTH DAKOTA STATE (NU LEADS 1-0)
 12-30-33 A W 32-29
 11-28-20 H W 79-57
 Totals 111-86

NORTH TEXAS (NU LEADS 5-0)
 11-24-72 H W 64-46
 12-10-74 A W 69-56
 12-2-88 H W 90-84
 11-29-06 H W 76-57
 11-13-17 H W 86-67
 Totals 385-310

NE LOUISIANA (NU LEADS 1-0)
 11-25-94 H W 99-77

NE MISSOURI STATE (NU LEADS 3-0)
 12-14-73 H W 67-54
 12-7-83 H W 82-61
 1-11-86 H W 99-56
 Totals 248-171

NORTHEASTERN ILLINOIS (NU LEADS 2-0)
 12-21-94 H W 101-60
 12-18-95 H W 94-76
 Totals 195-136

NORTHERN COLORADO (NU LEADS 3-0)
 1-2-48 A W 58-54
 12-19-49 H W 63-43
 1-3-06 H W 60-50
 Totals 241-147

NORTHERN ILLINOIS (NU LEADS 3-1)
 1-12-89 H W 71-56
 12-5-89 A L 56-65
 2-18-91 H W 82-73
 11-30-13 H W 63-58
 Totals 272-252

NORTHERN IOWA (NU LEADS 13-1)
 12-11-48 H W 63-52
 12-14-49 H W 60-54
 12-19-50 H W 63-55
 12-1-51 H W 60-44
 12-1-60 H W 78-68
 12-10-62 H W 78-59
 12-7-70 H W 95-71
 12-20-73 H W 73-55
 12-29-81 A W 53-42
 12-17-83 H W 90-64
 12-31-93 H W 70-63
 12-22-94 A W 95-88 (OT)
 12-16-95 H L 104-109
 2-13-97 A W 77-69
 Totals 1,056-893

NORTHERN KENTUCKY (NU LEADS 1-0)
 11-16-14 H W 80-61

NORTHERN MICHIGAN (NU LEADS 1-0)
 12-15-69 H W 92-68

NW MISSOURI STATE (NU LEADS 10-0)
 12-1-48 H W 59-39
 12-7-49 H W 58-39
 12-4-50 H W 61-39
 12-11-51 H W 59-43
 1-21-55 H W 74-54
 12-1-58 H W 85-44
 12-13-76 H W 88-53
 12-20-80 H W 79-59
 1-7-84 H W 93-67
 1-5-87 H W 105-64
 Totals 761-501

NOTRE DAME (NU LEADS 5-2)
 2-20-20 A W 25-18
 2-21-20 H W 31-15
 2-18-21 H W 25-18
 2-19-21 H W 39-21
 12-9-57 A L 56-69
 12-14-59 H L 62-70
 12-11-61 H W 65-61
 Totals 303-262

OHIO (NU LEADS 4-0)
 12-19-57 H W 61-53
 12-16-61 H W 81-64
 12-3-93 H W 94-68
 12-25-14 N W 71-58
 Totals 307-243

OKLAHOMA (NU TRAILS 83-105)
 1-31-21 H W 34-20
 2-1-21 H W 28-15
 1-27-22 A L 21-29
 2-22-22 H W 39-34
 1922-23 H W 25-19
 1922-23 A L 25-31
 1923-24 H W 35-21
 1923-24 A L 20-32
 1-10-25 A W 23-18
 2-7-25 H W 31-17
 1926-27 A W 37-29
 1926-27 H W 36-26
 2-25-28 H L 36-38
 3-3-28 A L 28-43
 1-26-29 A L 20-29
 2-11-29 H L 34-39
 1-20-30 H W 35-20
 2-8-30 A W 47-37
 1-17-31 A W 36-30
 2-28-31 H W 41-30
 1-23-32 H L 34-37
 2-13-32 A L 32-46
 2-11-33 A L 35-39
 3-4-33 H L 27-38
 1-27-34 H L 36-44
 2-17-34 A L 23-53
 2-9-35 A L 32-38
 2-18-35 H W 32-24
 1-18-36 A W 40-33
 2-24-36 H W 55-28
 1-18-37 H L 31-34
 2-12-37 A W 33-29
 2-5-38 A L 48-50
 2-9-38 H W 52-42
 1-28-39 A L 39-56
 3-4-39 H L 45-53
 1-27-40 H L 41-56
 2-9-40 A L 28-45
 1-10-41 H L 29-40
 2-22-41 A W 43-42
 2-16-42 A L 29-37
 2-21-42 H L 41-46
 1-30-43 H L 32-56
 3-1-43 A L 48-65
 1-17-44 A L 35-45
 2-26-44 H L 32-43
 1-3-45 H L 37-44
 1-13-45 A L 45-48
 1-7-46 A L 48-70
 2-11-46 H L 44-51
 12-14-46 *N L 52-63

1-6-47 H W 44-41
 2-17-47 A L 49-63
 12-19-47 *N L 46-47
 2-9-48 A L 57-79
 3-1-48 H L 74-81
 2-14-49 A L 45-47
 3-5-49 H L 49-56
 3-14-49 **N W 57-56
 2-13-50 A W 57-55
 3-4-50 H L 48-64
 2-12-51 A L 49-72
 3-3-51 H W 46-44
 2-9-52 H W 67-66
 2-18-52 A L 59-65
 2-16-53 A W 59-53
 2-28-53 H L 70-78
 12-29-53 *N L 70-86
 1-9-54 H W 76-72
 2-15-54 A L 68-76
 2-12-55 H W 75-67
 2-21-55 A L 76-78
 2-13-56 A W 68-61 (OT)
 3-3-56 H W 64-63 (OT)
 2-25-57 A L 53-55
 3-6-57 H W 64-55
 1-13-58 H W 57-54
 2-10-58 A L 39-66
 12-30-58 *N W 60-43
 2-9-59 A L 48-54
 3-5-59 H L 54-65
 2-8-60 A L 54-63
 2-22-60 H L 49-50
 2-6-61 A L 58-69
 2-20-61 H W 83-61
 1-10-62 H W 57-56
 3-5-62 A W 71-69 (OT)
 12-29-62 *N W 93-86
 2-18-63 A L 77-84
 3-2-63 H L 75-77
 12-28-63 *N L 66-75
 2-8-64 H W 76-69 (2OT)
 3-2-64 A L 76-82
 1-11-65 A L 82-89
 2-27-65 H W 67-63
 12-26-65 *N W 92-79
 1-22-66 H W 86-78
 2-7-66 A W 85-81
 1-9-67 A L 87-99
 1-26-67 H W 97-78
 12-28-67 *N W 75-65
 1-27-68 H W 110-90
 2-5-68 A W 89-83
 12-28-68 *N W 70-47
 2-3-69 H W 90-83
 3-8-69 A W 70-64
 1-31-70 A W 70-60
 2-23-70 H W 79-66
 2-1-71 A L 67-79
 2-22-71 H L 56-65
 12-30-71 *N W 84-68
 1-10-72 H W 77-70
 2-7-72 A L 70-72
 1-15-73 H W 74-67
 2-17-73 A L 59-67
 1-19-74 H W 63-58
 1-28-74 A L 63-85
 12-26-74 *N W 75-64
 1-22-75 A W 68-61
 2-12-75 H L 57-65 (OT)
 12-29-75 *N W 75-53
 1-21-76 H W 68-67
 2-11-76 A L 60-65
 12-30-76 *N W 66-56
 1-19-77 H L 58-65
 2-16-77 A L 62-72
 12-30-77 *N W 75-68
 2-7-78 A W 78-64
 2-15-78 H L 68-74
 12-30-78 *N W 69-53
 1-24-79 H W 74-56
 2-14-79 A L 58-79
 1-30-80 H W 59-58

2-23-80 A L 60-78
 2-26-80 ***H W 75-68
 2-4-81 A W 71-59
 2-28-81 H W 90-63
 1-27-82 A L 48-51
 2-15-82 H W 65-51
 2-2-83 H W 60-59
 2-24-83 A L 71-84
 2-8-84 H L 67-78
 3-1-84 A L 70-79
 2-6-85 A L 74-83
 3-2-85 H L 62-65
 1-29-86 A L 60-87
 2-19-86 H W 66-64
 2-4-87 H L 66-80
 2-21-87 A L 97-133
 2-9-88 H L 77-92
 3-5-88 A L 93-113
 1-9-89 H L 81-89
 3-4-89 A L 76-103
 1-31-90 A L 64-105
 2-21-90 H L 66-88
 3-9-90 ***N L 65-78
 1-26-91 A W 111-99
 2-16-91 H W 105-93
 3-8-91 ***N W 117-113 (OT)
 1-28-92 H L 76-79
 3-7-92 A L 97-106
 3-13-92 ***N L 85-107
 1-14-93 A L 89-102
 3-7-93 H W 94-83
 1-29-94 H L 76-79
 2-14-94 A L 111-115 (OT)
 3-11-94 ***N W 105-88
 1-28-95 A L 72-82
 2-5-95 H W 71-59
 1-13-96 A L 100-117 (3OT)
 2-25-96 H L 76-80 (OT)
 1-25-97 A L 77-84
 1-18-98 H W 53-43
 1-20-99 A W 96-81
 2-14-00 H L 54-62
 1-27-01 A L 66-77
 1-16-02 H L 51-78
 3-4-03 A L 51-76
 2-1-04 H L 50-52
 3-11-04 ***N L 59-63
 2-16-05 A L 60-83
 1-7-06 H W 59-58
 3-10-06 ***N W 69-63
 1-17-07 A L 70-53
 2-27-08 H W 63-45
 1-21-09 A L 61-72
 1-30-10 H W 63-46
 2-16-11 A W 59-48
 11-24-22 N L 56-69
 Totals 11,450-11,836

* at Kansas City
 ** Big Seven Playoff, at Kansas City
 *** Phillips 66 Big Eight/Big 12 Champ.

OKLAHOMA CITY (TIED 1-1)
 1-18-64 H W 74-65
 2-8-66 A L 81-85 (OT)
 Totals 155-150

OKLAHOMA STATE (NU LEADS 64-54)
 2-5-1927 A L 24-27
 2-19-1927 H W 35-25
 2-4-28 H L 21-32
 3-5-28 A L 43-47
 2-12-36 *N L 19-36
 12-19-47 *N L 46-47
 3-16-49 *N L 35-52
 12-27-58 *N W 55-48
 1-10-59 H W 47-44
 2-7-59 A L 39-54
 2-6-60 A L 47-52
 2-27-60 H W 54-47
 12-30-60 *N W 70-61
 2-4-61 A L 47-55
 2-18-61 H L 61-65

OPPONENTS



11-11-11	H	W	65-48
12-3-16	H	W	73-61
12-1-20	H	W	76-69
11-27-21	H	W	83-70
Totals			2,207-1,616

SOUTH DAKOTA STATE (NU LEADS 13-0)

12-20-28	H	W	36-25
1-14-30	H	W	29-27
2-1-46	H	W	52-50
2-4-47	H	W	53-34
2-3-48	H	W	66-56
12-3-49	H	W	61-32
12-2-57	H	W	64-52
11-30-74	H	W	87-72
11-30-79	H	W	100-83
12-7-81	H	W	70-51
12-8-05	H	W	76-67
11-26-11	H	W	76-64
11-15-19	H	W	90-73
Totals			860-686

SOUTH FLORIDA (NU LEADS 2-1)

12-5-02	A	L	60-65
12-6-03	H	W	75-52
11-27-19	N	W	74-67
Totals			209-184

SOUTHEASTERN LOUISIANA (NU LEADS 3-0)

1-5-10	H	W	77-59
11-22-15	H	W	92-65
11-11-18	H	W	87-35
Totals			256-159

SOUTHERN (NU LEADS 4-0)

11-11-12	H	W	66-55
12-20-16	H	W	81-76
12-22-19	H	W	93-86 (OT)
11-21-21	H	W	82-59
Totals			322-276

SOUTHERN COLORADO (NU LEADS 1-0)

11-29-84	H	W	89-67
----------	---	---	-------

SOUTHERN ILLINOIS (NU LEADS 2-0)

11-26-85	H	W	85-50
12-10-86	A	W	87-85
Totals			172-135

SOUTHERN MISS (NU TRAILS 0-2)

3-24-87	N	L	75-82
11-26-99	N	L	48-75
Totals			123-157

SOUTHERN UTAH (NU LEADS 4-1)

11-30-91	A	W	106-101
1-5-93	H	W	100-85
1-5-94	H	W	89-85
12-29-09	H	W	94-61
11-9-19	H	L	78-79 (2ot)
Totals			467-411

SOUTHEAST MISSOURI STATE (NU LEADS 2-0)

1-15-83	H	W	98-46
11-27-05	H	W	69-54
Totals			167-100

SOUTHWEST MINNESOTA STATE (NU LEADS 1-0)

12-29-18	H	W	79-38
----------	---	---	-------

SPRINGFIELD (MASS.) (NU LEADS 1-0)

12-17-52	H	W	82-73
----------	---	---	-------

STANFORD (NU TRAILS 3-6)

1-3-33	H	L	17-21
1-2-35	H	L	31-34
1-4-36	A	L	39-42
1-3-39	A	L	47-56
12-20-39	H	W	48-47
12-27-40	A	L	46-57

12-27-47	A	W	51-47
12-23-61	A	L	59-72
12-20-65	H	W	71-67
Totals			409-443

STETSON (NU LEADS 1-0)

12-29-17	H	W	71-62
----------	---	---	-------

STEVENS POINT A.C. (NU TRAILS 0-1)

1900-01	A	L	13-38
---------	---	---	-------

TAMPA (NU TRAILS 0-1)

12-21-51	A	L	76-81
----------	---	---	-------

TCU (NU LEADS 7-3)

12-20-51	A	L	57-58 (OT)
12-11-70	A	W	69-64
12-11-72	H	W	72-58
3-24-83	H	W	67-57
3-15-99	A	L	89-101
11-19-08	A	W	62-50
11-21-09	H	W	90-77
12-11-10	H	W	70-56
12-10-11	A	W	69-57
3-24-19	A	L	72-88
Totals			719-666

TEMPLE (NU TRAILS 0-1)

1-1-37	A	L	27-43
--------	---	---	-------

TENNESSEE (NU LEADS 3-0)

12-13-03	H	W	77-62
12-30-04	A	W	62-61
11-28-15	N	W	82-71
Totals			221-194

UT-MARTIN (NU LEADS 1-0)

11-28-14	H	W	75-64
----------	---	---	-------

TENNESSEE STATE (NU LEADS 1-0)

11-23-21	H	W	79-73
----------	---	---	-------

TENNESSEE TECH (NU LEADS 1-0)

12-14-90	H	W	113-92
----------	---	---	--------

TEXAS (NU TRAILS 6-16)

12-18-64	A	L	73-77
12-14-65	H	W	75-64
3-15-78	*A	L	48-67
11-28-93	H	L	75-78
1-4-95	A	L	74-102
1-3-96	H	W	85-69
11-23-96	A	L	81-83 (OT)
2-16-97	H	W	79-67
1-21-98	A	L	91-105
1-10-99	H	L	76-89
1-25-00	A	L	55-82
1-13-01	H	W	80-67
1-19-02	A	L	66-77
2-15-03	H	L	63-75
1-17-04	A	L	61-63
1-15-05	H	L	53-63
2-11-06	A	L	59-78
1-24-07	H	L	61-62
3-4-08	A	L	66-70
2-7-09	H	W	58-55
2-2-10	A	L	51-91
2-19-11	H	W	70-67
Totals			1,500-1,651

*National Invitation Tournament

TEXAS A&M (NU LEADS 12-8)

12-13-69	N	W	78-69
12-14-86	A	L	64-66
12-2-87	H	W	92-60
12-20-91	H	W	91-68
1-11-97	H	W	74-72
2-27-98	A	W	75-58
1-19-99	H	W	87-68
3-4-00	A	L	76-83 (OT)
2-28-01	H	W	97-69
2-20-02	A	W	82-72
1-15-03	H	L	52-53
2-11-04	A	W	83-77
1-26-05	H	W	77-67

2-25-06	A	L	55-66
2-10-07	H	L	55-66
2-23-08	A	W	65-59
2-24-09	H	L	83-70
1-9-10	A	L	53-64
3-11-10	N	L	64-70*
1-29-11	H	W	57-48
Totals			1,432-1,242

*Phillips 66 Big Eight/Big 12 Championship

TEXAS A&M -CORPUS CHRISTI (NU LEADS 1-0)

12-29-19	H	W	73-52
----------	---	---	-------

UT-ARLINGTON (NU LEADS 1-0)

12-21-92	H	W	116-95
----------	---	---	--------

TEXAS STATE (NU LEADS 1-0)

12-4-98	H	W	63-54
---------	---	---	-------

TEXAS-RIO GRANDE VALLEY (NU LEADS 1-0)

12-02-09	H	W	81-53
----------	---	---	-------

TEXAS SOUTHERN (NU LEADS 1-0)

11-27-04	H	W	78-58
----------	---	---	-------

TEXAS-SAN ANTONIO (NU LEADS 6-0)

11-27-93	H	W	96-85
12-3-96	H	W	79-76
11-29-97	H	W	68-59
11-28-01	H	W	81-63
12-1-02	H	W	69-53
12-20-17	H	W	104-94
Totals			497-430

TEXAS TECH (NU LEADS 16-11)

12-9-55	H	W	69-63 (OT)
12-20-56	A	W	67-66
12-15-58	H	W	54-46
12-1-62	A	W	68-66
12-9-63	H	L	60-76
12-20-64	A	L	78-82
11-29-83	H	L	45-59
12-15-84	A	W	79-74 (OT)
12-11-88	A	W	71-69
12-9-89	H	W	76-69
2-8-97	A	L	74-87**
2-25-98	H	W	82-65
2-20-99	A	L	68-73
3-4-99	*N	W	69-50
1-19-00	H	W	70-67
2-21-01	A	L	64-65
1-30-02	H	W	80-69
2-5-03	A	L	49-75
2-24-04	H	W	72-44
1-29-05	A	L	68-84
2-18-06	H	L	64-70
2-6-07	A	W	61-59
2-9-08	H	W	73-62
1-31-09	A	W	82-69
2-27-10	H	W	83-79 (2OT)
1-22-11	A	L	71-72
11-20-18	N	L	52-70
Totals			1,782-1,654

*Phillips 66 Big 12 Championship

**Texas Tech later forfeited game

TOLEDO (NU LEADS 3-0)

12-8-90	H	W	105-68
1-2-92	A	W	57-52
11-24-95	N	W	72-59
Totals			234-179

TOPEKA YMCA (SERIES TIED 1-1)

3-1-1902	A	L	36-52
3-22-1902	H	W	27-13
Totals			63-65

TULANE (NU LEADS 3-0)

3-17-83	H	W	72-65
3-26-96	N	W	90-78
11-21-11	H	W	61-57
Totals			223-200

TULSA (NU TRAILS 1-2)

12-1-97	A	L	68-85
12-1-98	H	L	49-52
12-22-09	N	W	74-70
Totals			191-207

UAB (NU TRAILS 2-3)

11-24-78	A	W	64-55
12-22-79	H	W	92-84 (4OT)
12-2-04	A	L	66-80
12-3-05	H	L	72-73
11-22-13	N	L	74-87
Totals			368-379

UCF (NU TRAILS 0-1)

11-23-17	N	L	59-68
----------	---	---	-------

UCLA (NU TRAILS 2-6)

12-29-38	A	W	35-30
12-30-38	A	L	40-42
12-20-41	H	L	36-42
12-16-55	H	W	71-65
11-30-56	A	L	56-69
12-1-56	A	L	60-78
3-19-85	A	L	63-82
11-25-16	A	L	71-82
Totals			432-490

UNC GREENSBORO (NU LEADS 2-0)

11-16-97	H	W	75-51
11-14-98	H	W	79-59
Totals			154-110

UNC WILMINGTON (NU LEADS 1-0)

12-5-97	H	W	85-68
---------	---	---	-------

UNLV (SERIES TIED 1-1)

12-23-78	A	L	63-79
3-10-99	H	W	68-55
Totals			131-134

USC (SERIES TIED 5-5)

12-21-62	H	L	49-58
12-22-62	H	L	53-55
12-20-63	A	L	73-79
12-21-63	A	L	64-79
11-25-91	H	W	93-84
12-23-92	A	L	64-74
11-29-09	A	W	51-48
11-27-10	H	W	60-58
11-14-11	A	W	64-61 (2OT)
12-3-12	H		

N 2023-24 NEBRASKA BASKETBALL SERIES RESULTS VS. NON-CONFERENCE OPPONENTS



Ryan Anderson became the first Husker to score 1,000 points, grab 500 rebounds and hit 150 3-pointers in his collegiate career.



Mikki Moore ranks second in school history with 236 blocked shots. Moore also has three of the top-eight single-season totals in school history.



Shavon Shields was a two-time All-Big Ten selection in his career and finished fifth on NU's career scoring chart.



Bruce Chubick is one of only two players in school history to play in four straight NCAA Tournaments as a Husker.

WESTERN ILLINOIS (NU LEADS 6-1)

12-21-77	H	W	73-72
12-17-94	H	W	69-62
11-19-97	H	W	86-57
12-5-01	H	W	72-53
11-12-13	H	W	62-47
11-24-18	H	W	73-49
11-9-21	H	L	74-75
Totals			509-415

WESTERN KENTUCKY (NU TRAILS 1-3)

12-31-46	A	L	56-74
3-14-86	N	L	59-67
1-6-07	H	W	82-71
12-5-07	A	L	62-69 (OT)
Totals			269-281

WESTERN RESERVE (NU LEADS 2-0)

12-28-36	A	W	41-35
12-21-48	A	W	83-80
Totals			124-115

WICHITA STATE (TIED 6-6)

12-12-55	A	L	46-71
12-3-60	H	L	63-65
12-4-61	A	L	49-79
12-10-68	H	W	94-92 (BOT)
12-6-69	A	W	81-79 (OT)
12-23-70	A	W	72-71
12-4-71	H	L	61-74
1-7-74	A	L	58-66
12-14-74	H	W	78-65
12-12-92	A	W	71-64
12-11-93	H	W	94-72
3-16-11	A	L	49-76
Totals			816-874

WINTHROP (NU LEADS 2-0)

11-27-00	H	W	65-44
11-24-01	H	W	73-65
Totals			138-109

UW-GREEN BAY (NU LEADS 2-0)

1-2-91	A	W	70-63
12-30-91	H	W	76-68
Totals			146-131

UW-OSHKOSH (NU LEADS 1-0)

1-4-80	H	W	96-72
--------	---	---	-------

UW-STEVENS POINT (NU LEADS 2-0)

11-30-81	H	W	74-45
1-9-85	H	W	69-62
Totals			143-107

UW-STOUT (NU LEADS 1-0)

11-23-85	H	W	71-53
----------	---	---	-------

UW-SUPERIOR (NU TRAILS 0-1)

12-28-31	A	L	34-36
----------	---	---	-------

WOFFORD (NU LEADS 1-0)

12-2-01	H	W	65-46
---------	---	---	-------

WYOMING (NU LEADS 16-10)

1-20-34	H	L	24-33
12-15-34	A	L	23-26
12-27-35	A	W	46-42
1-13-36	H	W	31-22
12-23-38	H	W	38-30
12-5-57	H	W	77-66
12-20-61	A	L	70-71
12-2-63	H	W	79-72
12-3-64	A	L	68-94
12-7-66	A	L	98-102

12-23-67	H	W	82-74
12-1-70	A	W	68-63
12-1-71	H	W	81-63
12-1-72	A	L	59-65
12-1-73	H	W	70-62
11-28-80	H	L	59-62 (OT)
11-27-81	A	L	48-62
12-18-82	H	W	68-57
12-20-83	A	W	67-64
12-10-84	H	W	79-65
11-30-85	A	W	64-53
12-20-86	H	W	62-61
12-19-87	A	L	58-87
1-23-89	H	W	71-58
1-22-90	A	L	65-95
12-20-06	N	W	73-58
Totals			1,628-1,545

XAVIER (NU TRAILS 0-2)


3-19-84	A	L	57-58
3-14-91	N	L	84-89
Totals			141-147

YALE (NU LEADS 1-0)

11-19-05	H	W	73-64
----------	---	---	-------

YORK COLLEGE (NU LEADS 1-0)

1916-17	W	23-14
---------	---	-------



Stu Lantz is one of four Huskers to have their jersey retired at Nebraska. Lantz scored 1,269 points and averaged 16.9 ppg over three-year Husker career.



Opponent	First Mtg.	Last Mtg.	W-L	Opponent	Year 1	Year 2	W-L	Opponent	Year 1	Year 2	W-L	Opponent	Year 1	Year 2	W-L
				Eastern Michigan	2003	2003	1-0	Louisville	1947	1980	0-2	Ohio	1958	2014	4-0
				Eastern Washington	1980	2010	5-0	Loyola (Ill.)	1937	1938	1-1	Ohio State	1937	2023	6-20
				Emporia State	1956	1956	1-0	Loyola Marymount	1981	2014	2-0	Oklahoma	1921	2022	83-105
				Evansville	1985	1986	1-1	Lubbock Christian	2006	2006	1-0	Oklahoma City	1964	1966	1-1
				Fairleigh Dickinson	2003	2003	1-0	MacMurray	1974	1974	1-0	Oklahoma State	1927	2018	64-54
				Florida A&M	1994	2009	2-0	Maine	2022	2022	1-0	Old Dominion	1997	1997	1-0
				Florida Gulf Coast	2011	2013	2-0	Mankato State	1977	1977	1-0	Omaha	1988	2022	5-0
				Florida State	2005	2022	2-1	Marist	2017	2017	1-0	Omaha Alumni	1913	1915	3-0
				Fond du Lac	1901	1901	0-1	Marquette	1934	2005	4-4	Omaha Athletic Club	1920	1920	2-0
				Fordham	1993	1993	1-0	Marshall	1967	1967	0-1	Omaha Christian	1904	1904	1-0
				Fort Dodge	1905	1918	5-1	Marshfield	1907	1907	1-0	Omaha YMCA	1898	1905	6-3
				Fort Dodge Co. G	1915	1915	0-1	Mary	2016	2016	1-0	Oral Roberts	2000	2002	2-1
				Fort Riley	1906	1906	1-0	Maryland	2015	2022	4-11	Oregon	1942	2012	7-6
				Fresno State	1952	1996	2-0	Maryland Eastern Shore	2008	2010	3-0	Oregon State	1941	2009	4-6
				Furman	1988	1989	2-0	McNeese	2020	2020	1-0	Ottumwa Navy	1947	1947	2-0
				Gardner Naval Res.	1943	1943	0-2	Memphis	1955	2022	0-2	Pacific	1967	2002	3-1
				Gardner-Webb	2016	2016	0-1	Menasha	1905	1905	1-0	Penn State	1981	2022	12-14
				George Mason	2019	2019	0-1	Mesa	1983	1983	1-0	Pennsylvania	1994	1994	0-1
				George Washington	1937	1937	0-1	Miami	1952	2015	4-2	Pentahlon	1945	1945	1-0
				Georgia	1986	2013	2-1	Miami (Ohio)	1963	1991	2-1	Pepperdine	1990	1990	1-0
				Georgia Southern	1996	1996	1-0	Michigan	1950	2023	3-22	Pittsburgh	1930	2001	1-3
				Georgia State	1973	1974	2-0	Michigan State	1920	2023	9-23	Port Washington	1905	1905	1-0
				Georgia Tech	1984	2020	0-3	Middle Tenn. State	1974	1974	0-1	Portage Co. F	1907	1908	0-2
				Grambling	1988	2010	3-1	Millikin	1935	1935	0-1	Portland	1967	1994	2-0
				Great Lakes	1942	1942	0-1	Minneapolis YMCA	1904	1904	1-0	Portland State	1980	1980	1-0
				Greeley H.S.	1903	1903	1-0	Minnesota	1902	2023	26-58	Presbyterian	2007	2007	1-0
				Grinnell	1907	1928	17-7	Minnesota Ag Coll.	1903	1903	0-1	Princeton	1957	1957	1-0
				Hamline	1915	1917	2-0	Minnesota-Duluth	1974	1974	1-0	Purdue	1948	2023	6-20
				Harvard	1949	1990	3-0	Mississippi	1978	2008	1-2	Purdue Fort Wayne	2002	2008	3-0
				Haskell	1902	1903	0-2	Mississippi State	1996	2017	0-2	Queens	2022	2022	1-0
				Hastings	1920	1920	1-0	Mississippi Valley State	2015	2018	2-0	Rhode Island	2011	2015	2-1
				Hawaii	1968	2014	2-7	Missouri	1908	2011	93-126	Ripon	1905	2005	0-1
				Hawaii-Hilo	1977	1977	0-1	Missouri Southern	1978	1978	1-0	Rutgers	2000	2023	10-8
				Highland Park	1904	1908	1-2	Missouri State	1983	2018	2-0	Sacramento State	1979	2016	4-0
				Hillyard's	1927	1927	0-1	Missouri Western	1983	1983	1-0	Sacred Heart College	1913	1913	1-0
				Hofstra	2006	2010	1-1	Missouri-St. Louis	1987	1987	1-0	Saint Louis	1930	2009	4-4
				Houston	1963	2006	1-3	Monmouth	2000	2000	1-0	Sam Houston	1989	2021	4-1
				Hudson College	1907	1907	1-0	Montana	1937	1983	3-2	Samford	2015	2015	0-1
				Idaho	1950	1990	3-4	Montana State	1930	2005	4-1	San Diego State	1972	1972	0-1
				Idaho State	1995	2021	2-0	Morehead State	1989	1995	2-0	San Francisco	1987	2000	2-1
				Illinois	1921	2023	8-21	Morgan State	2004	2004	1-0	San Jose State	1948	2008	3-2
				Illinois Wesleyan	1921	1921	1-0	Morningside	1904	1920	7-0	Santa Clara	1936	1985	1-2
				Incarnate Word	2014	2014	0-1	Morrison	1908	1908	0-1	Savannah State	2002	2011	4-0
				Independence College	1906	1906	1-0	Murray State	1991	2001	0-2	SE Missouri State	1983	2005	2-0
				Indiana	1920	2022	7-20	Muscatine	1908	1908	0-1	Seton Hall	2018	2018	1-0
				Iona	1983	2000	2-0	NATTC	1945	1945	0-1	Shattuck	1905	1906	2-0
				Iowa	1907	2023	15-24	Navy Pre-Flight	1945	1945	0-2	Simpson	1914	1917	1-1
				Iowa State	1909	2011	131-103	NE Missouri State	1974	1986	3-0	Sioux City YMCA	1902	1904	1-1
				Jackson State	2009	2010	2-0	Nebraska Wesleyan	1899	1923	20-6	Sonoma State	1981	1981	1-0
				Jacksonville State	2012	2012	1-0	Nevada	1948	2020	3-2	South Carolina	1976	1977	1-1
				K.C. Athletic Club	1906	1926	2-3	New Mexico	2009	2009	0-1	South Carolina State	2008	2013	2-0
				Kansas	1900	2017	71-172	New Mexico State	1976	1993	1-1	South Carolina Upstate	2009	2009	1-0
				Kansas City	1983	2009	11-1	New Orleans	1998	1998	1-0	South Dakota	1911	2021	34-5
				Kansas City YMCA	1906	1906	1-0	Niagara	1938	2004	2-0	South Dakota State	1930	2019	13-0
				Kansas State	1908	2022	93-129	Nicholls State	2012	2012	1-0	South Florida	2002	2019	2-1
				Kennesaw State	2021	2021	1-0	Norfolk State	2007	2007	1-0	Southeastern Louisiana	2010	2018	3-0
				Kent State	1993	2012	2-1	North Carolina	1973	1973	0-1	Southern	2012	2021	4-0
				Kentucky	1941	1973	1-2	North Carolina A&T	1999	2005	4-0	Southern Colorado	1985	1985	1-0
				Knox	1920	1920	1-0	North Carolina Central	2007	2007	1-0	Southern Illinois	1986	1987	2-0
				La Salle	1967	1972	1-1	North Carolina State	2021	2021	0-1	Southern Methodist	1952	2000	4-2
				Lawrence	1905	1905	1-0	North Dakota	1934	2019	3-2	Southern Mississippi	1987	2000	0-2
				Lehigh	1988	1988	1-0	North Dakota State	1934	2020	2-0	Southern Utah	1992	2019	4-1
				Lewis	1905	1905	0-1	North Texas	1973	2017	5-0	Springfield (Mass.)	1953	1953	1-0
				Lincoln High School	1904	1904	1-0	Northeastern Illinois	1995	1996	2-0	St. Francis (Pa.)	2004	2004	1-0
				Lincoln YMCA	1897	1909	10-4	Northern Colorado	1948	2005	3-0	St. John's	2017	2022	0-2
				Lipscomb	2003	2003	2-0	Northern Illinois	1989	2013	3-1	St. Joseph's (Iowa)	1913	1917	3-0
				Long Beach State	1975	2017	4-0	Northern Iowa	1949	1997	13-1	St. Joseph's (Pa.)	1996	1996	1-0
				Long Island	1987	1988	2-0	Northern Kentucky	2014	2014	1-0	St. Mary's (Calif.)	1947	1976	1-1
				Longwood	2005	2005	1-0	Northern Michigan	1970	1970	1-0	St. Thomas (Minn.)	1917	1917	1-0
				Louisiana	1993	1993	0-1	Northwestern	1934	2023	9-13	St. Thomas (Pa.)	1937	1937	1-0
				Louisiana State	1989	1989	0-1	Notre Dame	1920	1962	5-2	Stanford	1933	1966	3-6
				Louisiana Tech	2005	2016	2-0	NW Missouri State	1949	1987	10-0	Stetson	2017	2017	1-0

OPPONENTS



Stevens Point A.C.	1901	1901	0-1
SW Minnesota State	2018	2018	1-0
Tampa	1952	1952	0-1
TCU	1952	2019	7-3
Temple	1937	1937	0-1
Tennessee	2003	2015	3-0
Tennessee State	2021	2021	1-0
Tennessee Tech	1991	1991	1-0
Texas	1965	2011	6-16
Texas A&M	1970	2011	12-8
Texas A&M-Corpus Christi	2019	2019	1-0
Texas Southern	2004	2004	1-0
Texas State	1999	1999	1-0
Texas Tech	1956	2018	16-11
The Citadel	1991	2013	4-0
Toledo	1991	1996	3-0
Topeka YMCA	1902	1902	1-1
Tulane	1983	2012	3-0
Tulsa	1998	2009	1-2
UAB	1979	2013	2-3
UC Davis	1978	1978	1-0
UC Irvine	1970	1987	2-2
UC Riverside	2019	2019	0-1
UC Santa Barbara	1979	2002	2-0
UCF	2017	2017	0-1
UCLA	1939	2016	2-6
UConn	1992	1997	0-2
UMass	2013	2013	0-1
UMBC	1989	2008	1-1
UNC Greensboro	1998	1999	2-0
UNC Wilmington	1998	1998	1-0
UNLV	1979	1999	1-1
USC	1963	2012	5-5
UT Martin	2014	2014	1-0
Utah	1936	1981	1-2
Utah State	1961	1978	2-0
Utah Valley State	2005	2005	1-0
UT-Arlington	1993	1993	1-0
UTEP	2012	2012	0-1
UT-Rio Grande Valley	2009	2009	1-0
UTSA	1994	2017	6-0
UW-Green Bay	1991	1992	2-0
UW-Oshkosh	1980	1980	1-0
UW-Stevens Point	1982	1985	2-0
UW-Stout	1986	1986	1-0
UW-Superior	1932	1932	0-1
Valparaiso	1920	2012	3-0
Vanderbilt	1956	2010	2-5
Villanova	1988	2015	0-3
Virginia	1998	1998	1-0
Virginia Tech	1995	2016	0-2
Wagner	1990	1990	1-0
Wake Forest	2011	2012	1-1
Washburn	1908	1908	1-0
Washington	1931	1997	3-6
Washington (Mo.)	1918	1949	12-6
Washington State	1967	2019	7-2
Weber State	1997	1997	1-0
Wesleyan Auto	1914	1914	0-1
West Virginia	1930	1930	0-1
Western Carolina	2000	2000	0-1
Western Illinois	1978	2021	6-1
Western Kentucky	1947	2007	1-3
Western Reserve	1937	1949	2-0
Wichita State	1956	2011	6-6
Winthrop	2000	2002	2-0
Wisconsin	1904	2023	16-21
Wofford	2002	2002	1-0
Wyoming	1934	2006	16-10
Xavier (Ohio)	1984	1991	0-2
Yale	2005	2005	1-0
York College	1917	1917	1-0

NU VS. NCAA DIVISION I CONFERENCES (2023-24 CONFERENCE ALIGNMENTS)

Conference (Number of Teams)	Gms.....	W-L	Pct.	Mid-American (12)	26	20-6	0.769
America East (9).....	3	2-1667	Mid-Eastern (8).....	14	14-0	1.000
American Athletic (14).....	47	30-17638	Missouri Valley (12).....	89	66-23	0.742
Atlantic Coast (15).....	36	17-19472	Mountain West (11).....	59	38-21	0.644
Atlantic Sun (12).....	8	8-0	1.000	Northeast (9).....	5	5-0	1.000
Atlantic-10 (15).....	25	12-13480	Ohio Valley (11).....	21	20-1	0.952
Big 12 (14).....	1081	474-607438	Pacific 12 (12).....	243	120-123	0.494
Big East (11).....	83	36-47	0.434	Patriot (10).....	5	4-1	0.800
Big Sky (10).....	33	26-7	0.788	Southeastern (14).....	274	117-157	0.427
Big South (9).....	6	5-1	0.833	Southern (10).....	11	9-2	0.818
Big Ten (14).....	406	131-275	0.323	Southland (10).....	8	7-1	0.875
Big West (11).....	24	14-10	0.583	Soutwestern Athletic (12).....	29	28-1	0.966
Colonial (14).....	9	8-1	0.889	Summit (9).....	88	77-11	0.875
Conference USA (9).....	16	9-7	0.563	Sun Belt (14).....	14	9-5	0.643
Horizon (11).....	13	9-4	0.692	West Coast (9).....	17	12-5	0.706
Independent (1).....	3	3-0	1.000	Western Athletic (11).....	9	8-1	0.889
Ivy League (8).....	9	8-1	0.889				
Metro Atlantic (11).....	7	6-1	0.857				

NEBRASKA IN EXHIBITION PLAY (62-7)

Season	Opponent	Result	Score	Season	Opponent	Result	Score
1966-67	Swedish Nationals	W	103-78	2001-02	Nebraska-Kearney	W	58-55
1968-69	Athletes in Action	W	74-65		Delta Jammers	W	75-57
1972-73	Yugoslavian	L	80-82	2002-03	EA Sports	W	63-46
1978-79	Windsor	W	113-69		Sports Tours Int'l.	W	113-76
1981-82	Windsor	W	94-51	2003-04	Alaska-Fairbanks	W	84-53
1982-83	Brandon	W	96-68		Athletes in Action	W	78-73
1983-84	Windsor	W	117-49	2004-05	Monterrey Tech	W	89-48
1985-86	Bratislava	W	101-67		Nebraska-Kearney	W	84-71
1986-87	Club Bosnia	W	90-82	2005-06	Nebraska-Omaha	W	70-65
1987-88	Czechoslovakia	L	66-69		Holy Family (Pa.)	W	76-54
1988-89	Athletes in Action (ot)	L	102-104	2006-07	Nebraska-Kearney	W	74-72
	Victoria All-Stars	W	109-84		SIU-Edwardsville	L	50-54
1989-90	Brisbane Bullets	W	76-74	2007-08	Nebraska Wesleyan	W	70-50
	Athletes in Action	W	104-90		Wayne State	W	74-51
1990-91	High Five America	W	128-89	2008-09	Chadron State	W	85-54
	Czechoslovakia	W	92-71	2009-10	Arkansas-Fort Smith	W	86-66
1991-92	Ukraine Nationals	W	80-71		Hastings	W	71-39
	High Five America	W	93-84	2010-11	Peru State	W	75-43
1992-93	Cuban Nationals	W	114-76		Bellevue	W	82-58
	Marathon Oil	W	126-96	2011-12	Doane	W	75-54
1993-94	Kiev Baskets	W	122-59	2012-13	Midland	W	68-40
	Marathon Oil	W	109-91	2013-14	Nebraska-Kearney	W	91-60
1994-95	USA Verich Reps	W	117-101	2014-15	Southwest Minnesota St.	W	83-61
	Russian Red Army	W	105-83	2015-16	Northern State	W	95-42
1995-96	Spalding Americas	W	113-68	2016-17	Chadron State	W	98-45
	Team Pella	W	97-75	2017-18	at Mississippi State @	W	76-72
1996-97	Pella Windows Basketball	W	82-71		Northwood (Mich.)	W	80-62
	Marathon Oil	W	82-81	2018-19	Wayne State	W	75-40
1997-98	Pella Windows Basketball	W	83-63	2019-20	Doane	W	91-63
	Marathon Oil	W	87-72	2021-22	Peru State	W	97-58
1998-99	Pella Windows Basketball	W	67-61		Colorado @	W	82-67
	Next Level Sports	W	86-76	2022-23	Chadron State	W	87-60
1999-2000	Calif. South All-Stars (ot)	W	107-99		at Colorado @	L	61-72
	Ural Great-Russia (ot)	L	98-102		@-NCAA Charity Exhibition		
2000-01	Global Sports	L	62-74				
	Sports Tours Int'l.	W	89-49				

2022-23 REVIEW



DERRICK
WALKER

SAM
GRIESEL



Front row (from left): C.J. Wilcher, Cale Jacobsen, Jamarques Lawrence, Sam Hoiberg, Head Coach Fred Hoiberg, Keisei Tominaga, Jeffrey Grace III, Emmanuel Bandoemel and Ramel Lloyd Jr. **Back row:** Denim Dawson, Sam Griesel, Henry Burt, Wilhelm Breidenbach, Oleg Kojenets, Blaise Keita, Derrick Walker, Quaran McPherson and Juwan Gary.

The Nebraska men's basketball program continued to make strides on and off the court under Head Coach Fred Hoiberg during the 2022-23 campaign. The Huskers finished with a 16-16 record, including a 9-11 mark in the Big Ten Conference. In all, 13 of the Huskers' 16 setbacks were to postseason qualifiers.

The numbers are more impressive considering that Nebraska players combined to miss over 75 games because of injuries throughout the season, including season-ending injuries to Juwan Gary and Emmanuel Bandoemel in a 12-day span in mid-January.

NU played just 10 games with its anticipated starting lineup, including a road win over Elite Eight qualifier Creighton, road setbacks at a pair of postseason squads (Kansas State - Sweet 16; Michigan State - Sweet 16) and an overtime loss to Big Ten regular season and tournament champion Purdue. That group shined on the defensive end, ranking 35th nationally in defensive efficiency before Bandoemel's injury. NU held Purdue, K-State, Creighton and Iowa to 1.0 point per possession, including 0.75 points per possession at Creighton and 0.76 in a win over NCAA qualifier Iowa.

Gary anchored the Huskers' frontcourt defense, as he averaged 9.5 points, 6.5 rebounds and 1.4 steals per game before suffering a shoulder injury in early January. He was in double figures in nine of his first 16 games and had three double-digit rebound games after transferring from Alabama. He had a season-high 18 points and six rebounds in NU's overtime win at Minnesota on Jan. 7 and totaled 12 points and nine boards in the win at Creighton.

Bandoemel was a lockdown defender whose contributions on and off the court helped turn the culture of the program around. On the court, he averaged 8.4 points, 4.8 rebounds and 2.3 assists per game and had nine double-figure games before a knee injury ended

his career. He held K-State's Markquis Nowell to 3-of-14 shooting and his efforts helped NU hold both Iowa and Creighton to season-low point totals.

After the injuries, the Huskers retooled their lineup and played some of their best ball over the final month of the season. NU went 6-3 over the final six weeks, including home wins over postseason qualifiers Penn State (NCAA), Maryland (NCAA) and Wisconsin (NIT) and road wins at Rutgers (NIT) and Iowa (NCAA). NU shifted its attack to a more up-tempo approach after the injuries, averaging 74.4 points per game in the final nine games, while shooting 50 percent from the field and 37 percent from 3-point range in that span.

No matter what lineup NU used, Derrick Walker and

Sam Griesel gave the Huskers a solid 1-2 punch. Walker put together a strong final season, leading Nebraska in scoring (13.6 ppg), rebounding (7.1 rpg), assists (3.9 apg), blocks (0.7 bpg) and field goal percentage (.584) en route to second-team All-Big Ten honors by the coaches. After missing NU's first five games, his impact was immediate, as he posted double-doubles in his first two games and six straight double-figure games. He had a career-high 22 points on 11-of-16 shooting in NU's 63-53 win at Creighton. Walker, whose previous scoring high was 16 points, totaled five 20-point games, including a career-high 23 points along with seven rebounds and six assists against Maryland.

Griesel, who spent four seasons at North Dakota



Juwan Gary had 14 points and nine rebounds in Nebraska's win over Iowa in Lincoln.



Keisei Tominaga had a 30-point game against Penn State on Feb. 5, the first 30-point effort by a Husker since December of 2021.

State, returned home to Lincoln for his final collegiate season and provided leadership to a team that returned just one starter from the previous year. On the court, he averaged 12.0 points, 5.8 rebounds and 3.8 assists per game, as he ranked in the top three on the team in scoring, rebounding, assists and steals. He had four double-doubles, including 12 points, 11 rebounds and five assists in an 82-72 win at Rutgers, which had lost only one home game at the time. Griesel closed his career with seven straight double-figure efforts, including 16 points and 12 rebounds in the Big Ten Tournament loss to Minnesota.

While Walker and Griesel were steady throughout the season, the development of Keisei Tominaga and freshmen Jamarques Lawrence and Sam Hoiberg sparked Nebraska's late-season surge.

Tominaga, who moved into the starting lineup in mid-January, was one of the Big Ten's top scorers down the stretch. The 6-foot-2 junior averaged 18.3 points per game while shooting 55 percent over NU's final 12 games. He had eight 20-point games in that stretch, highlighted by a 30-point effort in a win over Penn State. His five consecutive 20-point games were the longest stretch by a Husker since Tyronn Lue had seven in 1998. Tominaga earned honorable-mention All-Big Ten honors, averaging 13.1 points per game while shooting over 50 percent from the field and 40 percent from 3-point range.

Lawrence moved into the starting lineup after Bandoumel's injury and gave the Huskers another offensive threat. The 6-foot-3 guard averaged 9.0 points per game in the last 12 games while shooting nearly 40 percent from 3-point range. He had a season-high 15 points in consecutive games against Michigan State and at Iowa, where he had five 3-pointers. Hoiberg, a walk-

on who played sparingly before injuries mounted, moved into the rotation and thrived, averaging 6.6 points on 58 percent shooting, 2.9 rebounds and 1.0 steals per game in NU's last 12 games. He showed the knack for making big plays, including a clutch steal and layup in the final minute of the overtime win against Maryland.

After adjusting the lineup, the Huskers' rotation included C.J. Wilcher, Wilhelm Breidenbach, Blaise Keita, Denim Dawson and Oleg Kojenets. Wilcher provided offensive punch, averaging 8.0 points per game while ranking second on the team with 42 3-pointers. Wilcher keyed one of the biggest wins of the year, as he had 17 points, including a career-high five 3-pointers, in NU's win at Rutgers. Breidenbach, who returned after missing most of the 2021-22 season, filled in at both frontcourt spots and averaged 3.6 points and 2.7 rebounds per game. Breidenbach had a career-high 13 points and five boards at Kansas State and had four double-digit scoring efforts.

Keita started NU's first five games and backed up Walker despite missing 10 games because of a pair of ankle injuries. The 6-foot-11 forward stepped up against Wisconsin, grabbing 11 rebounds after halftime as Nebraska overcame a 17-point deficit. In his final appearance of the year, he totaled eight rebounds and a blocked shot in NU's win over Maryland, as he sprained his ankle and missed the rest of the season. Dawson and Kojenets added frontcourt depth and made key plays at times. Dawson played his best game of the year against Ohio State with seven points and eight rebounds while limiting Brice Sensabaugh to just 6-of-16 shooting. Kojenets delivered a key basket in the win over the Buckeyes and played significant minutes in both wins over Iowa.

2022-23 BY THE NUMBERS

.620 - Derrick Walker's final career field goal percentage in three seasons at Nebraska. He finished second on NU's career record list (.625, Larry Cox, 1974-76) and was one of only three players in school history to shoot 60 percent from his Husker career.

.867 - Nebraska went 13-2 when scoring at least 70 points in 2022-23.

1 - Fred Hoiberg became the first Husker coach with a pair of top-10 road wins following NU's 63-53 win at No. 7 Creighton on Dec. 4, 2021. He also coached NU to a win at No. 10 Wisconsin in 2021-22.

2 - Derrick Walker (13.6 ppg, 7.1 rpg, 3.9 apg) joined Penn State's Jalen Pickett as the only power conference players nationally to lead their respective team in scoring, rebounding and assists per game in 2022-23.

4 - Sam Griesel totaled a team-high four double-doubles in 2022-23 (at Creighton, Iowa, at Rutgers and vs. Minnesota). He had only three in his first four seasons at North Dakota State.

6 - Sam Griesel (114) and Derrick Walker (104) both dished out over 100 assists, marking the sixth time in the last 30 years that Nebraska had multiple players with 100+ assists in a season (also 2018-19, 1997-98, 1995-96, 1994-95 and 1993-94).

14.1 - Nebraska finished 16th nationally and second in the Big Ten with 14.1 fouls per game. Nebraska and Purdue were the only Big Ten teams in the top 30 nationally in fewest fouls per game.

17 - Nebraska overcame a 17-point second-half deficit against Wisconsin on Feb. 11, the largest comeback by the Huskers since the 2012-13 season.

22 - The Huskers played 22 of their 32 games against Quad 1 and Quad 2 teams. As of Selection Sunday, NU played the 15th toughest schedule in the nation.

66 - Keisei Tominaga's team-high 66 3-pointers fell one shy of 10th place on NU's single-season list.

74.4 - Nebraska averaged 74.4 points per game over the last nine games after averaging 65.4 ppg in the first 23 contests. That is a big reason why NU went 6-3 after Feb. 1.

76 - Husker players missed a total of 76 games during the 2022-23 season. The list included Quaran McPherson (32); Jwan Gary (15); Emmanuel Bandoumel (12); Blaise Keita (10); Derrick Walker (5); and Sam Griesel (2).

13,221 - Nebraska finished 22nd nationally in attendance in 2022-23, averaging 13,221 fans per game. NU has ranked in the top 25 nationally in attendance every year since Pinnacle Bank Arena opened in 2013-14.



#25 - EMMANUEL BANDOUMEL

6-4 | 187 | Guard
Quebec City, Quebec

NEBRASKA HONORS

- ▶ Tom Osborne Citizenship Team (2023)
- ▶ NU Scholar-Athlete Honor Roll (Spring 2023)

NEBRASKA CAREER HIGHS

Points:	18	Two times (last, 11/25/22)
Rebounds:	9	at St. John's (11/10/22)
Field Goals:	6	Omaha (11/10/22)
Field Goal Att.	13	Purdue (12/10/22)
3-Point FG	3	Three times (last, 12/10/22)
3-Point FG Att.	10	Purdue (12/10/22)
Free Throws	6	vs. Oklahoma (11/24/22)
Free Throw Att.	8	vs. Oklahoma (11/24/22)
Assists	6	Boston College (11/30/22)
Steals	3	Ohio State (1/18/23)
Blocks	1	Five times (last, 1/13/23)
Minutes	39	Purdue (12/10/22)

CAREER RECAP

Emmanuel Bandoumel was a significant contributor to the Husker program despite suffering a season-ending injury in January of 2023. A transfer from SMU, he started NU's first 20 games of the season, averaging 8.4 points, 4.8 rebounds and 2.3 assists per game before he was injured at Penn State on Jan. 21. Bandoumel keyed NU's defensive efforts, as he guarded the opponent's top backcourt threat and helped NU to a top-35 defensive ranking prior to his injury. He had nine double-figure scoring games in 2022-23, including a season-high 18 points against both Memphis and Omaha. Prior to his injury, he started 84 consecutive games dating back to the 2019-20 season. During his time at SMU, he helped the Mustangs to consecutive NIT appearances in 2021 and 2022. For his career, Bandoumel played in 100 career games in the Division I level, totaling 880 points, 351 rebounds and 160 assists.



BANDOUMEL'S CAREER STATS

Year	G-GS	MP-MPG	FG-FGA	Pct.	3FG-3FGA	Pct.	FT-FTA	Pct.	O-D	Tot.-Avg.	F-DQ	A	TO	B	S	TP-Avg.
2019-20*	30-18	681-22.7	58-166	.349	23-103	.223	51-66	.773	19-60	79-2.6	62-0	33	38	2	17	190-6.3
2020-21*	17-17	487-28.6	56-137	.409	28-77	.364	33-45	.733	12-38	50-2.9	36-0	23	28	5	8	173-10.2
2021-22*	33-33	1018-30.8	114-316	.361	70-199	.352	51-62	.823	26-101	127-3.8	55-1	58	42	9	20	349-10.6
2022-23	20-20	623-31.2	59-164	.360	17-76	.224	33-44	.750	12-83	95-4.8	32-0	46	39	4	20	168-8.4
TOTAL	20-20	623-31.2	59-164	.360	17-76	.224	33-44	.750	12-83	95-4.8	32-0	46	39	4	20	168-8.4
All*	100-88	2809-28.1	287-783	.367	138-455	.303	168-217	.774	69-282	351-3.5	185-1	160	147	20	65	880-8.8

*-Statistics from SMU

GRIESEL'S CAREER STATS

Year	G-GS	MP-MPG	FG-FGA	Pct.	3FG-3FGA	Pct.	FT-FTA	Pct.	O-D	Tot.-Avg.	F-DQ	A	TO	B	S	TP-Avg.
2018-19*	24-22	614-25.6	57-123	.463	8-32	.250	25-43	.581	24-67	91-3.8	36-0	35	31	2	13	147-6.1
2019-20*	22-13	530-24.1	55-130	.423	9-33	.273	27-40	.675	41-81	122-5.5	36-0	20	28	4	10	146-6.6
2020-21*	27-27	916-33.9	105-261	.402	19-56	.339	82-118	.695	30-144	174-6.4	60-1	82	56	7	26	311-11.5
2021-22*	26-25	869-33.4	124-257	.482	22-58	.379	102-135	.756	27-144	171-6.6	49-1	88	51	10	20	372-14.3
2022-23	30-30	1009-33.6	120-269	.446	20-62	.323	99-145	.683	9-165	174-5.8	49-0	114	69	12	34	359-12.0
TOTAL	30-30	1009-33.6	120-269	.446	20-62	.323	99-145	.683	9-165	174-5.8	49-0	114	69	12	34	359-12.0
All*	129-117	3938-30.5	461-1040	.443	78-241	.324	335-481	.696	131-601	732-5.7	230-2	339	235	35	103	1335-10.3

*-Statistics from North Dakota State



#5 - SAM GRIESEL

6-7 | 216 | Guard
Lincoln, Neb.

NEBRASKA HONORS

- ▶ Signed with Telekom Baskets Bonn
- ▶ Nebraska Nominee for Big Ten Sportsman of Year (2023)
- ▶ Big Ten Sportsmanship Award (2023)
- ▶ Sam Foltz Hero 27 Award (2023)
- ▶ NU Scholar-Athlete Honor Roll (Fall, 2022; Spring 2023)

NEBRASKA CAREER HIGHS

Points:	22	Maine (11/7/22)
Rebounds:	12	Two times (last, 3/9/23)
Field Goals:	8	Two times (last, 2/25/23)
Field Goal Att.	17	at Illinois (1/31/23)
3-Point FG	3	Two times (last 3/5/23)
3-Point FG Att.	6	Michigan State (2/28/23)
Free Throws	8	Three times (last, 3/8/23)
Free Throw Att.	12	Omaha (11/10/22)
Assists	9	vs. Florida State (11/27/22)
Steals	5	at Penn State (1/21/23)
Blocks	2	Maryland (2/19/23)
Minutes	39	Three times (last, 2/11/23)

CAREER RECAP

Sam Griesel enjoyed a strong senior season after playing four seasons at North Dakota State. He started all 32 games for the Huskers, averaging 12.0 points, 3.8 assists, 5.8 rebounds and 1.1 steals per game from his point guard spot. Griesel ranked ninth in the Big Ten in assists and was in the top 20 in steals, rebounds, minutes per game and assist-to-turnover ratio. Griesel totaled 19 double-figure games, including seven straight to close the season, and a team-high four double-doubles, including a 16-point, 12-rebound effort against Minnesota in the Big Ten Tournament on March 8. He enjoyed one of his finest games in the win at No. 7 Creighton with 18 points, a season-high 12 rebounds and seven assists. He also made an impact in the community, as he received the Sam Foltz Hero 27 Award, for his outreach work in the community. Including his four years at NDSU, Griesel totaled 1,335 points, 732 rebounds and 339 assists.





#13 - DERRICK WALKER

6-8 | 240 | Forward
Kansas City, Mo.

CAREER HONORS

- ▶ Signed with Grupo Alega Cantabria Torrelavega
- ▶ Second-Team All-Big Ten (Coaches, 2023)
- ▶ Honorable-Mention All-Big Ten (Media, 2023)
- ▶ Big Ten Sportsmanship Award Nominee (2022)
- ▶ 2023 Sam Foltz 27 Hero Leadership Award
- ▶ Academic All-Big Ten (2021, 2022)

- ▶ Four-time Nebraska Scholar-Athlete Honor Roll
- ▶ 2023 NABC All-Star Game selection
- ▶ School Record Holder for Most Consecutive Field Goals Made (15, Nov. 21-27, 2021)
- ▶ School Record Holder for Single-Season Field Goal Percentage (.683, 2021-22)
- ▶ University of Nebraska Graduate (May 2021)
- ▶ NU Academic Medallion (2022, Bronze)
- ▶ Tom Osborne Citizenship Team (2020, 2022, 2023)

NEBRASKA CAREER HIGHS

Points:	23	vs Maryland (2/19/23)
Rebounds:	13	Two times (last, 11/27/22)
Field Goals:	11	at Creighton (12/4/22)
Field Goal Att.	17	at Minnesota (1/7/23)
3-Point FG	1	at Purdue (1/13/23)
3-Point FG Att.	1	Four times (last, 1/13/23)
Free Throws	9	Maryland (2/19/23)
Free Throw Att.	11	Maryland (2/19/23)
Assists	8	Two times (3/5/23)
Steals	4	Ohio State (1/2/22)
Blocks	3	Three times (last, 2/19/23)
Minutes	50	at NC State (12/1/21)



CAREER RECAP

Derrick Walker wrapped up his Husker career with his best season as a collegian, earning All-Big Ten honors and being selected to participate in the NABC All-Star game and the Portsmouth Invitational Tournament.

In 2022-23, he earned second-team All-Big Ten honors, leading Nebraska in scoring (13.6 ppg), rebounding (7.1 rpg), assists (3.9 apg), blocked shots (0.7 bpg) and field goal percentage (.584) in helping the Huskers to a 16-16 record. Walker became the first Husker to lead NU in scoring, rebounding and assists in a season, while he was one of two power conference players (also Penn State's Jalen Pickett) to top his team in all three categories in 2022-23. Walker totaled double-doubles as a senior and five 20-point games, including a career-high 23 points against Maryland and 22 in a win at No. 7 Creighton.

As a junior, Walker led NU in rebounding (6.0 rpg) and blocked shots (1.0 bpg) while ranking in the top 20 of the Big Ten in both categories. He also averaged 9.5 points per game while setting a single-season school record by shooting 68.3 percent from the field, breaking a mark which had been on the books since the 1975-76 season.

After sitting out the 2019-20 season, Walker moved into the starting lineup after becoming eligible, averaging 5.9 ppg on 60 percent shooting and ranking second in rebounding at 4.8 caroms while starting NU's final 16 games.

Walker finished his three-year Husker career averaging 10.2 points and 6.2 rebounds in 75 games, all starts, while his career .620 field goal percentage ranked second on the Huskers' career list. He finished his collegiate career with 885 points and 569 rebounds, including his two-year tenure at Tennessee (2017-19).



DERRICK WALKER'S CAREER STATS

Year	G-GS	MP-MPG	FG-FGA	Pct.	3FG-3FGA	Pct.	FT-FTA	Pct.	O-D	Tot.-Avg.	F-DQ	A	TO	B	S	TP-Avg.
2017-18*	34-0	299-8.8	28-47	.596	0-0	.000	10-25	.400	29-46	75-2.2	43-0	9	21	7	3	66-1.9
2018-19*	30-0	160-5.3	10-19	.526	0-0	.000	5-19	.263	8-24	32-1.1	28-0	7	6	3	6	25-0.8
2020-21	16-16	332-20.8	42-70	.600	0-1	.000	10-22	.455	23-52	75-4.7	48-1	25	26	13	13	94-5.9
2021-22	32-32	843-26.3	129-189	.683	0-1	.000	45-62	.726	65-128	193-6.0	93-4	45	53	29	24	303-9.5
2022-23	27-27	830-30.7	164-281	.584	1-2	.500	38-73	.521	55-138	193-7.1	65-2	104	96	19	19	367-13.6
TOTAL	75-75	2005-26.7	335-540	.620	1-4	.250	93-157	.592	143-318	461-6.1	206-7	174	175	61	56	764-10.2
All*	139-75	2464-17.7	373-606	.616	1-4	.250	108-201	.537	180-388	568-4.1	277-7	190	202	71	65	855-6.2

*-Statistics from Tennessee

2023-24 NEBRASKA BASKETBALL

2022-23 SEASON STATISTICS

OVERALL RECORD: 16-16

##	Player	GP	GS	Min	Avg	TOTAL			3-PTS			FREE THROWS			REBOUNDS				PF	FO	A	TO	Blk	Stl	Pts	Avg
						FG	FGA	Pct	3FG	FGA	Pct	FT	FTA	Pct	Off	Def	Tot	Avg								
13	Derrick Walker	27	27	830	30.7	164	281	.584	1	2	.500	38	73	.521	55	138	193	7.1	65	2	104	96	19	19	367	13.6
30	Keisei Tominaga	32	14	803	25.1	154	306	.503	66	165	.400	46	53	.868	10	41	51	1.6	31	0	22	27	2	18	420	13.1
05	Sam Griesel	30	30	1009	33.6	120	269	.446	20	62	.323	99	145	.683	9	165	174	5.8	49	0	114	69	12	34	359	12.0
04	Juwan Gary	17	17	502	29.5	64	147	.435	15	57	.263	18	29	.621	35	75	110	6.5	32	0	14	15	9	24	161	9.5
25	Emmanuel Bandomel	20	20	623	31.2	59	164	.360	17	76	.224	33	44	.750	12	83	95	4.8	32	0	46	39	4	20	168	8.4
00	C.J. Wilcher	32	24	869	27.2	95	238	.399	42	134	.313	23	36	.639	17	61	78	2.4	52	1	44	47	6	18	255	8.0
10	Jamarques Lawrence	28	12	509	18.2	50	123	.407	28	75	.373	12	31	.387	8	53	61	2.2	41	0	28	30	4	11	140	5.0
01	Sam Hoiberg	21	1	266	12.7	27	49	.551	9	22	.409	23	28	.821	8	30	38	1.8	19	0	7	8	1	13	86	4.1
32	Wilhelm Breidenbach	32	2	411	12.8	47	122	.385	11	47	.234	11	18	.611	24	61	85	2.7	62	0	15	25	10	6	116	3.6
15	Blaise Keita	21	5	212	10.1	18	35	.514	0	0	.000	6	17	.353	22	52	74	3.5	22	0	11	10	5	5	42	2.0
12	Denim Dawson	28	8	392	14.0	17	48	.354	5	16	.313	8	20	.400	16	33	49	1.8	38	0	12	20	6	7	47	1.7
33	Oleg Kojenets	18	0	62	3.4	3	6	.500	0	0	.000	4	6	.667	5	8	13	0.7	9	0	0	6	1	1	10	0.6
24	Jeff Grace	11	0	12	1.1	1	2	.500	0	1	.000	2	4	.500	2	1	3	0.3	0	0	1	2	0	1	4	0.4
TM	TEAM																									
	Total	32		6500		819	1790	.458	214	657	.326	323	504	.641	264	841	1105	34.5	452	3	418	406	79	177	2175	68.0
	Opponents	32		6500		826	1943	.425	289	848	.341	295	425	.694	332	805	1137	35.5	538	11	492	386	137	215	2236	69.9

BIG TEN RECORD: 9-11

##	Player	GP	GS	Min	Avg	TOTAL			3-PTS			FREE THROWS			REBOUNDS				PF	FO	A	TO	Blk	Stl	Pts	Avg
						FG	FGA	Pct	3FG	FGA	Pct	FT	FTA	Pct	Off	Def	Tot	Avg								
30	Keisei Tominaga	20	13	548	27.4	105	205	.512	46	112	.411	25	32	.781	5	27	32	1.6	25	0	15	16	1	14	281	14.1
13	Derrick Walker	20	20	636	31.8	118	211	.559	1	1	1.000	31	60	.517	34	105	139	7.0	47	2	81	75	14	16	268	13.4
05	Sam Griesel	18	18	633	35.2	74	176	.420	14	44	.318	59	88	.670	4	105	109	6.1	30	0	62	37	12	21	221	12.3
04	Juwan Gary	6	6	179	29.8	19	44	.432	6	21	.286	5	8	.625	10	24	34	5.7	12	0	4	3	6	5	49	8.2
25	Emmanuel Bandomel	9	9	271	30.1	24	69	.348	9	37	.243	9	10	.900	2	28	30	3.3	17	0	14	18	1	8	66	7.3
00	C.J. Wilcher	20	12	517	25.9	55	133	.414	21	72	.292	15	19	.789	9	40	49	2.5	37	1	25	28	3	10	146	7.3
10	Jamarques Lawrence	19	11	401	21.1	42	101	.416	22	60	.367	9	25	.360	6	45	51	2.7	32	0	23	26	3	8	115	6.1
01	Sam Hoiberg	15	1	241	16.1	25	45	.556	9	20	.450	23	28	.821	8	29	37	2.5	14	0	6	8	1	10	82	5.5
32	Wilhelm Breidenbach	20	2	247	12.4	24	68	.353	8	32	.250	7	11	.636	14	34	48	2.4	36	0	6	12	5	4	63	3.2
12	Denim Dawson	18	8	292	16.2	12	36	.333	3	11	.273	3	10	.300	11	31	42	2.3	27	0	7	13	5	4	30	1.7
33	Oleg Kojenets	11	0	44	4.0	3	5	.600	0	0	.000	3	4	.750	2	3	5	0.5	8	0	0	3	1	1	9	0.8
15	Blaise Keita	10	0	83	8.3	3	9	.333	0	0	.000	2	4	.500	6	23	29	2.9	9	0	2	2	2	3	8	0.8
24	Jeff Grace	7	0	8	1.1	0	0	.000	0	0	.000	2	4	.500	1	1	2	0.3	0	0	0	1	0	1	2	0.3
TM	TEAM																									
	Total	20		4100		504	1102	.457	139	410	.339	193	303	.637	138	520	658	32.9	294	3	245	248	54	105	1340	67.0
	Opponents	20		4100		527	1231	.428	190	551	.345	203	278	.730	215	524	739	37.0	337	8	305	221	87	126	1447	72.3

FINAL BIG TEN STANDINGS

Team	Conference		Overall		Postseason
	W-L	Pct.	W-L	Pct.	
I ^A Purdue	15-5	.750	29-6	.829	NCAA First Round
Indiana	12-8	.600	23-12	.657	NCAA Second Round
Northwestern	12-8	.600	22-12	.647	NCAA Second Round
Michigan State	11-8	.579	21-13	.618	NCAA Sweet 16
Maryland	11-9	.550	22-13	.629	NCAA Second Round
Illinois	11-9	.550	20-13	.606	NCAA First Round
Iowa	11-9	.550	19-14	.576	NCAA First Round
Michigan	11-9	.550	18-16	.529	NIT Second Round
Penn State	10-10	.500	23-14	.622	NCAA Second Round
Rutgers	10-10	.500	19-15	.559	NIT First Round
Wisconsin	9-11	.450	20-15	.571	NIT Semifinals
Nebraska	9-11	.450	16-16	.500	
Ohio State	5-15	.250	16-19	.457	
Minnesota	2-17	.105	9-22	.290	

I-Regular-Season Champion; ^A-Tournament Champion

2022-23 NEBRASKA RECORD BY LINEUP

No.	Starting Lineup	Record
1.	Bandomel, Gary, Griesel, Keita, Wilcher	3-2
2.	Bandomel, Gary, Griesel, Walker, Wilcher	6-5
3.	Bandomel, Gary, Tominaga, Walker, Wilcher	0-1
4.	Bandomel, Breidenbach, Dawson, Walker, Wilcher	0-1
5.	Bandomel, Dawson, Griesel, Tominaga, Walker	1-1
6.	Dawson, Griesel, Lawrence, Tominaga, Walker	1-3
7.	Dawson, Griesel, Hoiberg, Lawrence, Walker	0-1
8.	Breidenbach, Griesel, Lawrence, Tominaga, Walker	1-0
9.	Griesel, Lawrence, Tominaga, Walker, Wilcher	4-2

ALL-BIG TEN TEAM (COACHES)

First Team
 Terrence Shannon Jr., Illinois
 Trayce Jackson-Davis, Indiana
 Kris Murray, Iowa
 Jalen Pickett, Penn State
 Zach Edey, Purdue

Second Team
 Jahmir Young, Maryland
 Hunter Dickinson, Michigan
 Tyson Walker, Michigan State
 Derrick Walker, Nebraska
 Chase Audige, Northwestern
 Boo Buie, Northwestern

Third Team
 Matthew Mayer, Illinois
 Jalen Hood-Schifino, Indiana
 Kobe Bufkin, Michigan
 Jett Howard, Michigan
 Clifford Omoruyi, Rutgers

Honorable Mention

Connor McCaffery, Tony Perkins and Filip Rebraca, Iowa; Julian Reese, Hakim Hart and Donta Scott, Maryland; Joey Hauser and A.J. Hoggard, Michigan State; Dawson Garcia, Minnesota; Keisei Tominaga, Nebraska; Zed Key, Brice Sensabaugh and Justice Sueing, Ohio State; Andrew Funk and Seth Lundy, Penn State; Braden Smith and Fletcher Loyer, Purdue; Caleb McConnell, Paul Mulcah and Cam Spencer, Rutgers; Chucky Hepburn, Wisconsin

CONFERENCE HONORS

Coach of the Year: Chris Collins, Northwestern
Player of the Year: Zach Edey, Purdue
Defensive Player of the Year: Chase Audige, Northwestern and Caleb McConnell, Rutgers
Freshman of the Year: Jalen Hood-Schifino, Indiana
Sixth Man of the Year: Payton Sandfort, Iowa

ALL-BIG TEN TEAM (MEDIA)

First Team
 Trayce Jackson-Davis, Indiana
 Kris Murray, Iowa
 Hunter Dickinson, Michigan
 Boo Buie, Northwestern
 Jalen Pickett, Penn State
 Zach Edey, Purdue

Second Team
 Terrence Shannon Jr., Illinois
 Jalen Hood-Schifino, Indiana
 Jahmir Young, Maryland
 Tyson Walker, Michigan State
 Clifford Omoruyi, Rutgers

Third Team
 Filip Rebraca, Iowa
 Matthew Mayer, Illinois
 A.J. Hoggard, Michigan State
 Chase Audige, Northwestern
 Brice Sensabaugh, Ohio State

Honorable Mention:

Connor McCaffery and Tony Perkins, Iowa; Julian Reese and Hakim Hart, Maryland; Kobe Bufkin and Jett Howard, Michigan; Joey Hauser, Michigan State; Dawson Garcia, Minnesota; Keisei Tominaga and Derrick Walker, Nebraska; Andrew Funk and Seth Lundy, Penn State; Braden Smith and Fletcher Loyer, Purdue; Caleb McConnell, Paul Mulcah and Cam Spencer, Rutgers; Chucky Hepburn, Wisconsin

CONFERENCE HONORS

Coach of the Year: Zach Edey, Purdue
Player of the Year: Chris Collins, Northwestern
Freshman of the Year: Jalen Hood-Schifino, Indiana

2022-23 GAME-BY-GAME REVIEW

-----Nebraska Individual Leaders-----

Date	Opponent	Result	Record (B1G)	Attend.	Points	Rebounds	Assists	Steals
11/7	Maine	W, 79-66	1-0 (0-0)	12,875	Griesel (22)	Gary (11)	3 players (3)	Gary, Breidenbach (1)
11/10	Omaha	W, 75-61	2-0 (0-0)	13,449	Wilcher (21)	Keita (12)	Griesel, Bandoumel (3)	Bandoumel (2)
11/17	at St. John's	L, 50-70	2-1 (0-0)	3,933	Tominaga (15)	Gary (11)	Griesel (4)	Gary (3)
11/20	Arkansas-Pine Bluff	W, 82-58	3-1 (0-0)	13,262	Gary (17)	Keita (10)	Griesel (7)	Gary (3)
11/24	vs. Oklahoma	L, 56-69	3-2 (0-0)	1,621	Gary (16)	Griesel (8)	Bandoumel (5)	Wilcher (2)
11/25	vs. Memphis	L, 61-73	3-3 (0-0)	1,396	Bandoumel (18)	Walker (12)	Bandoumel (5)	Gary (3)
11/27	vs. Florida State	W, 75-58	4-3 (0-0)	1,087	Walker (20)	Walker (13)	Griesel (9)	Gary (3)
11/30	Boston College	W, 88-67	5-3 (0-0)	13,080	Tominaga (23)	Keita (8)	Bandoumel, Griesel (6)	Griesel (3)
12/4	at No. 7 Creighton	W, 63-53	6-3 (0-0)	17,352	Walker (22)	Griesel (12)	Griesel (7)	Bandoumel (3)
12/7	at No. 14 Indiana *	L, 65-81	6-4 (0-1)	17,222	Wilcher (22)	Gaey (7)	Walker (5)	Gary, Walker (2)
12/10	No. 4 Purdue *	L, 62-65 (OT)	6-5 (0-2)	14,236	Tominaga (19)	Walker (10)	Griesel (4)	Gary, Griesel, Bandoumel (2)
12/17	vs. Kansas State^	L, 56-71	6-6 (0-2)	13,184	Breidenbach (13)	Gary (11)	Walker (3)	Gary (4)
12/20	Queens#	W, 75-65	7-6 (0-2)	2,523	Griesel (16)	Bandoumel (8)	Walker (6)	Walker (2)
12/29	Iowa *	W, 66-50	8-6 (1-2)	14,920	Gary (14)	Griesel (10)	Griesel (5)	Four players (1)
1/3	at Michigan State *	L, 56-74	8-7 (1-3)	14,797	Walker (15)	Walker (9)	Walker, Griesel (3)	Griesel (2)
1/7	at Minnesota *	W, 81-79 (OT)	9-7 (2-3)	10,948	Walker (22)	Walker (8)	Walker (7)	Four players (1)
1/10	Illinois *	L, 50-76	9-8 (2-4)	12,756	Griesel (12)	Bandoumel (7)	Walker (3)	Walker, Bandoumel, Tominaga (1)
1/13	at No. 3 Purdue *	L, 55-73	9-9 (2-5)	14,876	Walker (19)	Walker (6)	Walker (4)	Walker (2)
1/18	Ohio State *	W, 63-60	10-9 (3-5)	12,918	Griesel (15)	Walker (10)	Walker (4)	Bandoumel (3)
1/21	at Penn State *	L, 65-76	10-10 (3-6)	11,297	Walker (20)	Dawson (9)	Walker (6)	Griesel (5)
1/25	Northwestern *	L, 63-78	10-11 (3-7)	13,205	Tominaga (22)	Hoiberg (5)	Walker (4)	Griesel (4)
1/28	at Maryland *	L, 63-82	10-12 (3-8)	15,864	Walker (16)	Walker (8)	Griesel (6)	Walker, Griesel, Grace (1)
1/31	at Illinois *	L, 56-72	10-13 (3-9)	15,544	Griesel (21)	Walker, Griesel (6)	Walker (4)	Tominaga (3)
2/5	Penn State *	W, 72-63	11-13 (4-9)	14,385	Tominaga (30)	Lawrence (9)	Walker (7)	Lawrence, Wilcher (2)
2/8	at Michigan *	L, 72-93	11-14 (4-10)	11,889	Tominaga (24)	Walker (7)	Walker (8)	Four players (1)
2/11	Wisconsin *	W, 73-63 (OT)	12-14 (5-10)	14,811	Tominaga (22)	Keita (11)	Griesel (6)	Lawrence, Keita, Hoiberg (2)
2/14	at Rutgers *	W, 82-72	13-14 (6-10)	8,000	Tominaga (22)	Griesel (12)	Griesel (5)	Five players (1)
2/19	Maryland *	W, 70-66 (OT)	14-14 (7-10)	15,395	Walker (23)	Keita (8)	Walker (6)	Hoiberg (2)
2/25	Minnesota *	W, 78-66	15-14 (8-10)	15,489	Griesel (19)	Walker (7)	Walker (4)	Tominaga (4)
2/28	Michigan State *	L, 67-80	15-15 (8-11)	15,020	Tominaga (20)	Griesel (8)	3 players (3)	Wilcher, Lawrence, Hoiberg (1)
3/5	at Iowa *	W, 81-77	16-15 (9-11)	15,056	Griesel (16)	Walker (12)	Walker (8)	Wilcher (1)
3/8	vs. Minnesota %	L, 75-78	16-16 (9-11)	15,405	Tominaga (23)	Griesel (12)	Walker (5)	Wilcher, Hoiberg (2)

*-- Big Ten game; ^-Wildcat Classic (Kansas City, Mo.); #-Battle at the Vault (Lincoln, Neb.); %-Big Ten Tournament (Chicago)

MISCELLANEOUS REVIEW

Nebraska Record When:	All	Home	Away/Neutral
Ahead at Halftime	11-3	8-2	3-1
Behind at Halftime	5-13	3-2	2-11
Tied at Halftime	0-0	0-0	0-0
Bench Outscores Opponent's	6-6	4-1	2-5
Opponent Bench Outscores NU	8-10	5-3	3-7
Bench scoring is even	2-0	2-0	0-0
Shooting 50% or Better	9-2	5-1	4-1
Shooting Under 50%	7-14	6-3	1-11
Opp. Shoots 50% or Better	0-5	0-1	0-4
Opp. Shoots Under 50%	16-11	11-3	5-8
Outshooting Opponent (pct.)	15-2	10-1	5-1
Outshot by Opponent (pct.)	1-14	1-3	0-11
Shooting is even	0-0	0-0	0-0
Outrebounding Opponent	11-2	8-0	3-2
Outrebounded by Opponent	4-14	2-4	2-10
Rebounds are Even	1-0	1-0	0-0
Committing More TOs than Opp	7-9	4-3	3-6
Committing Fewer TOs than Opp	8-7	6-1	2-6
Turnovers are Even	1-0	1-0	0-0
Leading with 5:00 left	12-0	9-0	3-0
Trailing with 5:00 left	1-16	1-4	0-12
Tied with 5:00 left	3-0	1-0	2-0
In Overtime	0-1	0-1	0-0
Scoring 80 or more points	5-0	2-0	3-0
Scoring 61 to 79 points	11-10	9-3	2-7
Scoring 60 or fewer points	0-6	0-1	0-5
Allowing 80 or more points	0-4	0-1	0-3
Allowing 61 to 79 points	11-12	8-3	3-9
Allowing 60 or fewer points	5-0	3-0	2-0

HOME/AWAY/NEUTRAL STATISTICS

Field-Goal Percentage by Site:		
NEB	H (PBA) -- 393-847 = 46.4	A -- 426-943 = 45.2
OPP	A -- 464-1032 = 45.0	H (PBA) -- 362-911 = 39.7
Free Throw Percentage by Site:		
NEB	H (PBA) -- 172-263 = 65.4	A -- 169-237 = 71.3
OPP	A -- 151-241 = 62.7	H (PBA) -- 126-188 = 67.0
NU Average at home: 70.9 ppg (1,063)		
Opp. Average at home: 65.7 ppg (985)		
NU Average on Road/Neutral: 65.4 ppg (1,112)		
Opp. Average on Road/Neutral: 73.6 ppg (1,251)		



Wilhelm Breidenbach led NU with 13 points against Kansas State.



Team	FG-FGA	Pct.	3FG-3FGA	Pct.	FT-FTA	Pct.	O-D	Reb.	PF	A	TO	B	S	Pts.	W/L
Maine	26-55	.473	12-29	.414	2-10	.200	5-22	27	18	16	15	7	7	66	
at Nebraska	30-65	.462	7-22	.318	12-16	.750	16-28	44	10	12	13	2	2	79	W
Omaha	24-58	.414	5-17	.294	8-10	.800	9-26	35	28	9	16	2	4	61	
at Nebraska	25-50	.500	7-19	.368	18-31	.581	8-27	35	15	12	11	5	6	75	W
at St. John's	29-74	.392	5-21	.238	7-14	.500	21-32	53	17	14	13	7	10	70	
Nebraska	19-62	.297	5-27	.185	7-14	.500	18-28	46	13	9	17	2	5	50	L
Arkansas-Pine Bluff	22-54	.407	11-24	.458	3-3	1.000	8-17	25	19	13	18	2	7	58	
at Nebraska	29-54	.537	7-19	.368	17-26	.654	13-24	37	6	17	10	0	8	82	W
vs. Oklahoma	29-57	.509	9-20	.450	2-3	.667	4-19	23	19	17	7	6	6	69	
Nebraska	21-50	.420	3-14	.214	11-19	.579	11-24	35	9	12	11	4	4	53	L
vs. Memphis	29-59	.492	9-22	.409	6-11	.545	11-19	30	15	17	13	5	13	73	
Nebraska	22-51	.431	9-24	.375	8-12	.667	11-22	33	13	17	20	1	8	61	L
vs. Florida State	23-59	.390	3-21	.143	9-15	.600	13-21	34	11	17	19	6	6	58	
Nebraska	33-66	.500	6-24	.250	3-5	.600	13-25	38	12	22	14	0	8	75	W
Boston College	24-54	.444	8-22	.364	11-15	.733	9-17	26	18	12	10	2	4	67	
at Nebraska	32-52	.615	12-23	.522	12-18	.667	7-22	29	18	21	10	1	7	88	W
at No. 7 Creighton	20-65	.308	10-40	.250	3-5	.600	10-27	37	10	15	15	2	9	53	
Nebraska	28-59	.475	3-12	.250	4-7	.571	5-37	42	9	12	13	1	8	63	W
at No. 14 Indiana	32-60	.533	11-25	.440	6-8	.750	7-28	35	15	22	15	6	8	81	
Nebraska	24-56	.429	6-23	.261	11-14	.786	4-21	25	11	10	13	1	6	65	L
No. 4 Purdue	23-58	.397	7-29	.241	12-20	.600	14-32	46	17	10	12	7	3	65	
at Nebraska	23-72	.319	9-32	.281	7-10	.700	19-25	44	23	11	9	3	6	62	L (OT)
at Kansas State	24-60	.400	10-28	.357	13-19	.684	12-28	40	15	20	14	3	5	71	
Nebraska	18-56	.321	4-21	.190	16-22	.727	13-26	39	18	9	18	5	8	56	L
Queens	22-65	.338	7-29	.241	14-22	.636	11-24	35	12	12	10	2	9	65	
at Nebraska	31-59	.525	6-23	.261	7-10	.700	5-36	41	15	15	13	4	4	75	W
Iowa	19-73	.260	7-28	.250	5-8	.625	17-23	40	14	12	6	4	7	50	
at Nebraska	24-59	.407	8-22	.364	10-14	.714	14-40	54	12	14	14	7	4	66	W
at Michigan State	31-65	.477	8-25	.320	4-6	.667	14-32	46	17	24	9	4	7	74	
Nebraska	23-55	.418	2-16	.125	8-20	.400	8-21	29	14	10	9	3	5	56	L
at Minnesota	31-64	.484	10-27	.370	7-10	.700	7-21	28	20	20	7	6	5	70	
Nebraska	30-59	.508	5-15	.333	16-21	.762	11-27	38	13	18	11	1	4	81	W (OT)
Illinois	28-61	.459	8-29	.276	12-18	.667	13-28	41	21	15	11	7	12	76	
at Nebraska	20-54	.370	4-14	.545	6-11	.545	9-24	33	17	8	17	2	3	50	L
at No. 3 Purdue	23-52	.442	11-29	.379	16-20	.800	12-26	38	13	12	12	4	6	73	
Nebraska	23-53	.434	7-16	.438	2-3	.667	4-15	19	19	9	10	3	5	55	L
Ohio State	20-56	.357	5-17	.294	15-23	.652	6-32	38	16	9	11	5	6	60	
at Nebraska	23-56	.411	6-21	.286	11-17	.647	4-35	39	17	11	13	3	5	63	W
at Penn State	27-55	.491	11-30	.364	11-14	.786	4-29	33	22	12	10	0	4	76	
Nebraska	23-51	.451	6-22	.273	13-24	.542	5-26	31	12	14	9	1	6	65	L
Northwestern	29-56	.518	11-30	.367	9-12	.750	9-26	35	13	15	15	3	8	78	
at Nebraska	25-53	.472	9-25	.360	4-8	.500	5-18	23	11	14	16	2	7	63	L
at Maryland	25-56	.446	8-23	.348	24-26	.923	11-20	31	16	16	10	4	8	82	
Nebraska	24-45	.533	6-14	.429	9-15	.600	4-21	25	18	15	15	1	3	63	L
at Illinois	25-60	.417	5-29	.172	17-22	.773	9-27	36	14	14	13	4	9	72	
Nebraska	20-50	.400	8-20	.400	8-10	.800	3-26	29	20	19	19	2	5	56	L
Penn State	24-60	.400	14-38	.368	1-4	.250	8-24	32	15	16	8	3	3	63	
at Nebraska	27-51	.529	8-20	.400	10-18	.556	4-29	33	6	17	7	2	6	72	W
at Michigan	34-59	.576	14-26	.538	11-13	.846	6-29	35	19	16	13	5	1	93	
Nebraska	28-58	.483	7-20	.350	9-17	.529	5-18	23	13	15	8	1	4	72	L
Wisconsin	25-69	.362	9-31	.290	4-6	.667	10-27	37	23	11	11	2	7	63	
at Nebraska	25-54	.463	8-22	.364	15-23	.652	8-35	43	13	8	15	3	8	73	W (OT)
at Rutgers	28-61	.459	8-23	.571	8-14	.571	11-22	33	13	18	11	6	7	72	
Nebraska	32-55	.582	12-28	.429	6-9	.667	4-26	30	14	16	14	5	5	82	W
Maryland	23-69	.333	7-22	.318	13-19	.684	15-30	45	24	13	12	8	3	66	
at Nebraska	24-58	.414	3-16	.188	19-25	.760	10-34	44	17	9	10	8	6	70	W (OT)
Minnesota	24-59	.407	8-24	.333	11-11	1.000	9-28	37	16	13	19	6	5	67	
at Nebraska	30-61	.492	4-15	.267	14-21	.667	6-26	32	13	7	10	1	13	78	W
Michigan State	29-64	.453	16-29	.552	6-7	.857	12-22	34	16	19	10	3	5	80	
at Nebraska	25-49	.510	7-23	.304	10-15	.667	4-23	27	14	11	14	2	3	67	L
at Iowa	27-74	.365	12-37	.324	11-17	.647	21-18	39	13	18	6	0	12	77	
Nebraska	31-53	.585	14-26	.537	5-8	.625	7-30	37	17	19	15	3	1	81	W
vs. Minnesota	27-52	.519	10-24	.417	14-20	.700	4-30	34	20	25	15	6	3	78	
Nebraska	27-62	.435	6-19	.316	15-21	.714	6-22	28	21	15	8	0	4	75	L



2022-23 INDIVIDUAL SUPERLATIVES

Nebraska Individual Game Highs

Points	30	Keisei Tominaga vs Penn St. (2/5/23)
Field Goals Made	12	Keisei Tominaga vs Penn St. (2/5/23)
Field Goal Att.	18	Keisei Tominaga vs Penn St. (2/5/23)
FG Pct (min 5 made)	1.000 (5-5)	Juwan Gary at Creighton (12/4/22)
3-Point FG Made	5	Jamarques Lawrence at Iowa (3/5/23)
	5	C.J. Wilcher at Rutgers (2/14/23)
	5	Keisei Tominaga vs Wisconsin (2/11/23)
	5	Keisei Tominaga vs Penn St. (2/5/23)
3-Point FG Att.	11	Keisei Tominaga vs Wisconsin (2/11/23)
3-Point FG Pct (min. 3 made)	1.000 (3-3)	Sam Hoiberg at Maryland (1/28/23)
	1.000 (3-3)	C.J. Wilcher vs Ark.-Pine Bluff (11/20/22)
Free Throws Made	9	Derrick Walker vs Maryland (2/19/23)
Free Throw Att.	12	Sam Griesel vs Omaha (11/10/22)
FT Pct (min 5 made)	1.000 (6-6)	Sam Griesel at Minnesota (1/7/23)
	1.000 (6-6)	C.J. Wilcher at Indiana (12/7/22)
	1.000 (5-5)	Keisei Tominaga vs Minnesota (3/8/23)
	1.000 (5-5)	Sam Hoiberg vs Minnesota (2/25/23)
	1.000 (5-5)	Keisei Tominaga vs Boston College (11/30/22)
Rebounds	13	Derrick Walker vs Florida St. (11/27/22)
Assists	9	Sam Griesel vs Florida St. (11/27/22)
Steals	5	Sam Griesel at Penn St. (1/21/23)
Blocked Shots	3	Derrick Walker vs Maryland (2/19/23)
Turnovers	9	Derrick Walker vs Memphis (11/25/22)
Minutes	43	Keisei Tominaga vs Maryland (2/19/23)

Opponent Individual Game Highs

Points	27	Fletcher Loyer at Purdue (1/13/23)
Field Goals Made	10	Ty Berry vs Northwestern (1/25/23)
	10	Terrence Shannon Jr. vs Illinois (1/10/23)
Field Goal Att.	22	Kris Murray at Iowa (3/5/23)
FG Pct. (min 5 made)	1.000 (5-5)	Jaxon Kohler at Michigan St. (1/3/23)
3-Point FG Made	8	Seth Lundy vs Penn St. (2/5/23)
3-Point FG Att.	14	Jett Howard at Michigan (2/8/23)
3-Pt FG Pct (min 3 made)	1.000 (4-4)	Donald Carey at Maryland (1/28/23)
	1.000 (3-3)	Tanner Groves vs Oklahoma (11/24/22)
Free Throws Made	9	Jahmir Young at Maryland (1/28/23)
Free Throw Att.	10	Ta'lon Cooper vs Minnesota (3/8/23)
	10	Julian Reese vs Maryland (2/19/23)
FT Pct (min 6 made)	1.000 (9-9)	Jahmir Young at Maryland (1/28/23)
	1.000 (7-7)	Hakim Hart at Maryland (1/28/23)
	1.000 (6-6)	Coleman Hawkins at Illinois (1/31/23)
Rebounds	18	Joel Soriano at St. John's (11/17/22)
Assists	14	A.J. Hoggard vs Michigan St. (2/28/23)
Steals	6	Jahmir Young at Maryland (1/28/23)
Blocked Shots	7	Zach Edey vs Purdue (12/10/22)
Turnovers	7	Jalen Pickett at Penn St. (1/21/23)
	7	Xavier Johnson at Indiana (12/7/22)
Minutes	43	Zach Edey vs. Purdue (12/10/22)

MISCELLANEOUS STREAKS

Biggest margin of victory	24, Arkansas-Pine Bluff (11/20/22)
Biggest margin of defeat	26; Illinois (1/10/23)
Largest deficit overcome in win	17, Wisconsin (2/11/23)
Largest halftime deficit overcome in win	11, Wisconsin (2/11/23)
Largest lead surrendered in loss	15; Michigan State (2/28/23)
Largest halftime lead surrendered in loss	12; Michigan State (2/28/23)
Largest lead at any time	24, Arkansas-Pine Bluff (11/20/22); Iowa (12/29/23)
Largest deficit at any time	26; Illinois (1/10/23)
Largest runs without opponent scoring	20 vs. Iowa (12/29/22) (1st, 13:46-5:48)
Largest opponent run without NU scoring	17 at Purdue (1/13/23) (1st, 1:32-2nd, 16:16)

2022-23 NEBRASKA WIN/LOSS MARGIN

Category	1	2	3	4	5	6	7	8	9	10	11	12	13	14	15	16	17	18	19	20	+20
Husker Wins	0	1	1	2	0	0	0	0	2	4	0	0	1	1	0	1	0	1	1	0	1
Husker Losses	0	0	2	0	0	0	0	0	0	0	1	1	2	0	2	2	0	2	1	1	2

2022-23 TEAM SUPERLATIVES

Nebraska Team Game Highs

Points	88	Boston College (11/30/22)
Field Goals Made	33	vs. Florida State (11/27/22)
Field Goals Attempts	72	Purdue (12/10/22)
Field Goal Percentage	.615 (32-52)	Boston College (11/30/22)
3-Point Field Goals Made	14	at Iowa (3/5/23)
3-Point Field Goal Attempts	32	Purdue (12/10/22)
3-Point Field Goal Percentage	.538 (14-26)	at Iowa (3/5/23)
Free Throw Made	19	Maryland (2/19/23)
Free Throw Attempts	31	Omaha (11/10/22)
Free Throw Percentage	.800 (8-10)	at Illinois (1/31/23)
Rebounds	54	Iowa (12/29/22)
Assists	22	vs. Florida State (11/27/22)
Steals	13	Minnesota (2/25/23)
Blocked Shots	8	Maryland (2/19/23)
Turnovers	20	vs. Memphis (11/25/22)
Fouls	23	Purdue (12/10/22)

Nebraska Team Game Lows

Points	50	at St. John's (11/17/22); Illinois (1/10/23)
Field Goals Made	18	at Kansas State (12/17/22)
Field Goal Attempts	45	at Maryland (1/28/23)
Field Goal Percentage	.297 (19-64)	at St. John's (11/17/22)
3-Point Field Goals Made	2	at Michigan State (1/3/23)
3-Point Field Goal Attempts	12	at Creighton (12/4/22)
3-Point Field Goal Percentage	.125 (2-16)	at Michigan State (1/3/23)
Free Throw Made	2	at Purdue (1/13/23)
Free Throw Attempts	3	at Purdue (1/13/23)
Free Throw Percentage	.400 (8-20)	at Michigan State (1/3/23)
Rebounds	19	at Purdue (1/13/23)
Assists	7	Minnesota (2/25/23)
Steals	1	at Iowa (3/5/23)
Blocked Shots	0	Three times
Turnovers	7	Penn State (2/5/23)
Fouls	6	Arkansas-Pine Bluff (11/20/22); Penn State (2/5/23)

Opponent Team Game Highs

Points	93	at Michigan (2/8/23)
Field Goals Made	34	at Michigan (2/8/23)
Field Goal Attempts	74	at Iowa (3/5/23)
Field Goal Percentage	.576 (34-59)	at Michigan (2/8/23)
3-Point Field Goals Made	16	Michigan State (2/28/23)
3-Point Field Goal Attempts	40	at Creighton (12/4/22)
3-Point Field Goal Percentage	.552 (16-29)	Michigan State (2/28/23)
Free Throw Made	24	at Maryland (1/28/23)
Free Throw Attempts	26	at Maryland (1/28/23)
Free Throw Percentage	1.000 (11-11)	Minnesota (2/25/23)
Rebounds	52	at St. John's (11/17/22)
Assists	25	vs. Minnesota (3/8/23)
Steals	13	vs. Memphis (11/25/22)
Blocked Shots	8	Maryland (2/19/23)
Turnovers	19	Minnesota (2/25/23); vs Florida State (11/27/22)
Fouls	28	Omaha (11/10/22)

Opponent Team Game Lows

Points	50	Iowa (12/29/22)
Field Goals Made	19	Iowa (12/29/22)
Field Goal Attempts	52	at Purdue (1/13/23); vs Minnesota (3/8/23)
Field Goal Percentage	.260 (19-73)	Iowa (12/29/22)
3-Point Field Goals Made	3	vs Florida St. (11/27/22)
3-Point Field Goal Attempts	17	Omaha (11/10/22); Ohio State (1/18/23)
3-Point Field Goal Percentage	.143 (3-21)	vs Florida St. (11/27/22)
Free Throw Made	1	Penn State (2/5/23)
Free Throw Attempts	3	Arkansas-Pine Bluff (11/20/22); vs Oklahoma (11/24/22)
Free Throw Percentage	.200 (2-10)	Maine (11/7/22)
Rebounds	23	vs Oklahoma (11/24/22)
Assists	9	Omaha (11/10/22); Ohio State (1/18/23)
Steals	1	at Michigan (2/8/23)
Blocked Shots	0	at Penn St. (1/21/23); at Iowa (3/5/23)
Turnovers	6	Iowa (12/29/22); at Iowa (3/5/23)
Fouls	10	at Creighton (12/4/22)

2023-24 NEBRASKA BASKETBALL

2022-23 SEASON BOXSCORES

GAME 1 NEBRASKA 79, MAINE 66

Official Basketball Box Score - Final
Maine at Nebraska
 11/07/22 Pineblake Bank Arena, Lincoln
 Nebraska vs Maine

Game Time: 7:01 PM
 Game Duration: 1:52
 Attendance: 12,875

Record: 0-1

NO. Name	Min	FG	3P	FT	Rebounds	Fouls	TP	AS	TO	ST	Blocks	+/-	
		M-A	M-A	M-A	OR DR TOT	PF	FD				BS BA		
11 Kristians Feilerbergs	F 24:18	6-9	3-6	1-2	3 3 6	4	2	16	1	0	1	0	-7
1 Kellen Tynes	G 32:16	4-9	0-1	0-6	0 4 4	3	3	8	4	5	1	2	-11
2 Ja'Shonte Wright-McCleish	G 31:07	4-11	1-7	0-0	2 2 2	0	9	4	0	2	0	1	-9
3 Jaden Clayton	G 33:47	1-4	0-1	1-2	0 1 1	2	3	7	0	1	0	0	-14
22 Gedi Juszcapitis	G 33:26	7-10	6-7	0-0	0 4 4	1	1	20	0	4	1	0	-12
12 Milos Nenadic	G 11:56	1-4	1-3	0-0	1 3 4	2	2	3	0	1	0	0	-2
44 Peter Filipoviy	19:51	2-5	0-2	0-0	1 2 3	2	4	0	1	2	0	0	1
5 Adefolalrin Adetogun	07:46	0-2	0-1	0-0	0 0 0	0	0	0	0	0	0	0	-9
21 Kealan Steen	03:25	0-0	0-0	0-0	0 0 0	0	0	0	0	0	0	1	-4
13 LeChuan DuHart	02:08	1-1	1-1	0-0	0 1 1	0	0	3	0	0	0	0	2
Team					2 2 2			0	3				
Totals		26:55	12:29	2:10	5 22 27	18	10	66	16	15	7	2	-13

Technical Fouls: NONE

Record: 1-0

NO. Name	Min	FG	3P	FT	Rebounds	Fouls	TP	AS	TO	ST	Blocks	+/-	
		M-A	M-A	M-A	OR DR TOT	PF	FD				BS BA		
4 Juwan Gary	F 29:33	5-15	1-4	3-6	8 3 11	0	7	14	0	1	1	0	2
15 Blaise Keita	F 10:20	1-3	0-0	0-0	1 0 1	0	0	2	1	0	0	0	9
0 C.J. Wilcher	G 23:53	2-8	1-5	2-2	1 0 1	2	1	7	1	0	0	0	6
5 Sam Griesel	G 36:59	8-12	1-2	5-6	2 7 9	2	8	22	3	3	0	0	12
25 Emmanuel Bandomel	G 32:50	3-9	0-3	0-0	0 8 8	1	0	6	3	2	0	1	2
32 Wilhelm Breidenbach	17:15	4-6	1-1	0-0	1 6 7	3	1	9	3	1	1	0	1
12 Denim Dawson	23:22	0-0	0-0	1 0 1	2 0 0	0	1	2	0	0	0	0	6
30 Keisel Tomnaga	20:27	7-12	3-7	2-2	1 1 2	0	1	19	0	2	0	1	7
33 Oleg Kojenets	05:21	0-0	0-0	0-0	1 1 0	0	0	0	0	0	0	0	-7
Team					1 2 3			0	2				
Totals		30:65	7:22	12:16	16 28 44	10	18	79	12	13	2	2	7

Technical Fouls: NONE

Biggest lead	MAINE	NEB
0 (1 st 20:00)	15 (1 st 2:24)	
Best Scoring Run	10 (2 nd 17:39)	12 (2 nd 8:35)
Lead Changes	0	
Times Tied	0	
Time with Lead	00:00	39:33

Points from	MAINE	NEB
Turnovers	6	11
Paint	16	42
Second Chance	5	16
Fast Breaks	3	2
Bench	10	28

Period by Period Scoring	MAINE	NEB
1st	28	38
2nd	38	66
TOT	40	39

GAME 2 NEBRASKA 75, OMAHA 61

Official Basketball Box Score - Final
Omaha at Nebraska
 11/07/22 Pineblake Bank Arena, Lincoln
 Nebraska vs Omaha

Game Time: 7:01 PM
 Game Duration: 1:57
 Attendance: 13,447

Record: 0-2

NO. Name	Min	FG	3P	FT	Rebounds	Fouls	TP	AS	TO	ST	Blocks	+/-	
		M-A	M-A	M-A	OR DR TOT	PF	FD				BS BA		
10 Marquel Sutton	F 29:31	7-12	0-1	0-1	2 4 6	4	4	14	0	1	0	0	-17
23 Frankie Fidler	F 27:18	1-8	0-2	6-7	1 2 3	5	5	8	0	3	1	1	-17
14 Dylan Brougham	C 11:27	0-0	0-0	0-0	0 1 1	4	1	0	0	1	0	0	-11
1 J.J. White	G 18:20	1-4	0-2	0-0	1 2 3	4	0	2	2	3	0	0	-3
2 Jaeden Marshall	G 32:35	6-13	3-7	1-1	0 4 4	1	2	16	1	3	0	0	-17
4 Kennedy Brown	G 12:04	3-4	0-0	0-0	1 5 6	3	1	6	0	0	0	0	-4
0 Luke Jungers	20:59	3-6	2-3	0-0	1 3 4	2	1	8	1	2	0	0	1
32 Tony Osburn	19:41	2-6	0-1	1-1	0 2 2	2	0	5	0	2	2	1	-9
11 La'Mel Robinson	09:44	0-3	0-1	0-0	1 1 1	1	1	1	0	2	0	0	-7
5 Ja'Sean Glover	15:42	0-1	0-0	0-0	1 1 1	2	0	0	0	3	1	1	11
12 Zander Beard	00:53	0-0	0-0	0-0	0 0 0	0	0	0	0	0	0	0	1
15 Grant Frickenstein	00:53	1-1	0-0	0-0	0 0 0	0	0	0	0	2	0	0	1
20 Louis Fidler	00:53	0-0	0-0	0-0	0 0 0	0	0	0	0	0	0	0	1
Team					2 2 4			0	0				
Totals		24:58	5-17	8-10	9 26 35	28	15	61	9	16	4	2	5

Technical Fouls: NONE

Record: 2-0

NO. Name	Min	FG	3P	FT	Rebounds	Fouls	TP	AS	TO	ST	Blocks	+/-	
		M-A	M-A	M-A	OR DR TOT	PF	FD				BS BA		
4 Juwan Gary	F 17:22	0-2	0-0	0-0	0 1 1	2	2	0	3	1	0	0	18
15 Blaise Keita	F 26:40	4-6	0-0	1-2	10 12 3	4	9	1	4	0	0	0	19
0 C.J. Wilcher	G 31:54	8-12	4-7	1-3	0 1 1	0	2	21	0	0	0	0	11
5 Sam Griesel	G 33:40	5-10	0-3	8-12	1 6 7	2	9	18	3	0	1	0	20
25 Emmanuel Bandomel	G 34:17	6-11	2-4	4-6	1 5 6	3	4	18	3	1	2	1	13
32 Wilhelm Breidenbach	07:58	0-2	0-1	0-2	0 3 3	2	0	0	1	0	1	0	-5
30 Keisel Tomnaga	09:54	0-2	0-1	0-0	0 0 0	0	0	1	0	1	0	0	-2
12 Denim Dawson	21:17	2-4	1-2	3-4	2 1 3	2	3	8	2	1	1	1	0
10 Jamarques Lawrence	14:19	0-0	0-0	1-2	0 0 0	1	1	1	0	0	1	0	9
1 Sam Hoberg	00:53	0-0	0-0	0-0	0 0 0	0	0	0	0	0	0	0	-2
24 Jeff Grace	00:53	0-1	0-1	0-0	0 0 0	0	0	0	0	0	0	0	-2
33 Oleg Kojenets	00:53	0-0	0-0	0-0	1 0 1	0	0	0	0	1	0	0	-1
Team					1 0 1			0	0				
Totals		25:50	7-19	18-31	8 27 35	15	28	75	12	11	6	5	2

Technical Fouls: NONE

Biggest lead	OMA	NEB
0 (1 st 20:00)	19 (2 nd 2:01)	
Best Scoring Run	11 (1 st 5:15)	11 (1 st 15:44)
Lead Changes	0	
Times Tied	0	
Time with Lead	00:00	38:40

Points from	OMA	NEB
Turnovers	8	13
Paint	34	36
Second Chance	14	7
Fast Breaks	3	15
Bench	21	9

Period by Period Scoring	OMA	NEB
1st	31	30
2nd	30	61
TOT	41	34

GAME 3 ST. JOHN'S 70, NEBRASKA 50

Official Basketball Box Score - Final
Nebraska at St. John's (NY)
 11/17/22 Carmesceca Arena, Queens, N.Y.
 2022-23 Men's Basketball

Game Time: 6:30 PM
 Game Duration: 2:05
 Attendance: 3,939

Record: 2-1

NO. Name	Min	FG	3P	FT	Rebounds	Fouls	TP	AS	TO	ST	Blocks	+/-	
		M-A	M-A	M-A	OR DR TOT	PF	FD				BS BA		
4 Juwan Gary	F 30:40	4-14	0-5	0-0	5 6 11	3	0	8	0	0	3	0	-18
15 Blaise Keita	F 11:14	0-3	0-0	0-3	1 4 5	3	3	0	0	1	0	0	-7
0 C.J. Wilcher	G 27:24	2-8	1-6	1-1	1 0 1	1	2	6	1	0	1	1	-22
5 Sam Griesel	G 31:35	2-4	0-0	2-2	0 4 4	2	3	6	4	8	1	0	-17
25 Emmanuel Bandomel	G 27:01	2-10	0-3	1-2	4 5 9	1	3	5	3	3	0	0	-17
32 Wilhelm Breidenbach	21:21	1-8	0-3	0-0	1 2 3	2	1	2	0	0	0	1	-13
12 Denim Dawson	14:44	2-3	0-0	1-4	2 0 2	0	3	5	1	1	0	0	-7
30 Keisel Tomnaga	24:03	5-8	3-6	2-2	0 2 2	0	2	15	0	1	0	0	-11
1 Jamarques Lawrence	07:50	1-4	1-3	0-0	0 0 0	0	0	3	0	1	0	0	2
1 Sam Hoberg	02:04	0-1	0-1	0-0	0 0 0	1	0	0	0	0	0	0	5
33 Oleg Kojenets	02:04	0-1	0-0	0-0	2 2 0	0	0	0	0	1	0	0	5
Team					2 5 7			0	1				
Totals		19:64	5-27	7-14	18 28 46	13	17	50	9	17	5	2	-20

Technical Fouls: NONE

Record: 4-0

NO. Name	Min	FG	3P	FT	Rebounds	Fouls	TP	AS	TO	ST	Blocks	+/-	
		M-A	M-A	M-A	OR DR TOT	PF	FD				BS BA		
11 Joel Soriano	F 32:17	7-13	0-0	3-6	6 12 18	1	6	17	0	1	0	3	20
23 David Jones	F 22:31	6-15	3-8	0-1	4 4 8	3	3	15	0	1	2	0	23
0 Posh Alexander	G 31:59	5-11	0-2	3-5	3 0 3	1	3	13	2	5	1	1	21
3 Andre Curbelo	G 29:02	3-10	1-1	0-0	0 4 4	2	0	7	7	2	4	0	0
10 Montez Mathis	G 26:46	4-8	0-1	0-0	1 2 3	3	0	8	2	1	1	0	11
4 O'Mar Stanley	14:43	1-3	0-0	1-2	3 2 5	1	1	3	1	0	0	3	4
5 Dylan Adae-Wusu	18:10	1-6	0-3	0-0	2 2 4	3	0	2	1	2	1	0	18
2 AJ Storr	14:27	2-5	1-4	0-0	1 1 3	0	5	1	0	1	0	0	8</

2023-24 NEBRASKA BASKETBALL 2022-23 SEASON BOXSCORES



GAME 5 OKLAHOMA 69, NEBRASKA 56



Official Basketball Box Score - Final
Oklahoma at Nebraska
11/24/22 State Farm Field House, Lake Buena Vista, Fla.
2022-23 Men's Basketball

Game Time: 5:00 PM
Game Duration: 1:49

Officials: Doug Simons, Keith Patterson, Jason Baker

NO.	Name	Min	FG			3P			FT			Rebounds		Fouls		TP	AS	ST	Blocks			+/-	
			M-A	M-A	M-A	M-A	M-A	M-A	M-A	OR	DR	OR	DR	OR	DR				BS	BA	BA		
1	Jalen Hill	F	31:48	6-10	1-3	0-0	4-4	4-4	0-0	13	4	1	3	0	0	14							
3	Tanner Groves	F	25:39	7-9	3-3	0-1	1-4	5-3	2-2	17	1	0	0	3	1	18							
22	C.J. Noland	G	17:31	1-5	0-3	0-0	0-0	0-0	1	2	0	2	1	0	0	1							
25	Grant Sherfield	G	35:58	4-12	2-5	0-0	0-0	0-1	1	10	8	2	2	0	1	19							
34	Jacob Groves	G	32:46	7-12	2-4	0-0	0-6	6-2	2	16	2	1	0	0	0	7							
4	Joe Bamisile	F	04:48	0-2	0-1	0-0	0-0	0-0	2	1	0	0	0	0	0	3							
10	Sam Godwin	14:21	1-2	0-0	2-2	1-2	3-3	2-4	4	0	0	0	1	1	-5								
12	Milos Uzan	14:23	1-3	0-0	0-0	0-0	0-0	1-1	2	0	0	0	2	0	2								
3	Otega Owah	05:25	0-1	0-0	0-0	0-0	1-1	0-0	0	0	0	0	0	0	0	1							
14	Bijan Cortes	17:21	2-2	1-1	0-0	0-0	0-0	2-2	5	2	0	0	0	0	3								
Team									2	2	4	0	0	1									
Totals			29:57	9:20	2-3	4	19	23	19	9	69	17	7	6	6	4	13						

Technical Fouls:Groves 2nd6:35

NO.	Name	Min	FG			3P			FT			Rebounds		Fouls		TP	AS	ST	Blocks			+/-		
			M-A	M-A	M-A	M-A	M-A	M-A	M-A	OR	DR	OR	DR	OR	DR				BS	BA	BA			
4	Jwan Gary	F	34:20	7-13	2-5	0-0	3-4	7-2	1	16	0	2	0	1	1	-6								
15	Blaise Keita	F	18:33	2-4	0-0	0-1	3-2	5-0	4	4	2	0	0	2	1	-3								
0	C.J. Wilcher	G	34:43	4-10	0-3	1-3	4-1	5-2	2	9	0	4	2	0	3	-10								
5	Sam Griesel	G	27:12	2-6	0-0	2-5	1-7	8-0	4	6	4	4	1	0	1	-19								
25	Emmanuel Bandoumel	G	35:09	3-8	1-4	6-8	0-4	4-1	5	13	5	0	1	0	0	-15								
32	Wilhelm Breidenbach	13:03	1-3	0-0	0-0	3-3	4-1	5	0	0	0	0	1	0	-1									
12	Denim Dawson	12:54	0-1	0-0	0-0	0-0	0-0	0-0	0	0	0	0	0	0	0	-5								
30	Keisel Tomnaga	22:40	2-5	0-2	2-2	0-2	2-2	2-6	1	10	0	0	0	0	-12									
1	Sam Hoberg	00:43	0-0	0-0	0-0	0-0	0-0	0-0	0	0	0	0	0	0	3									
10	Jamarques Lawrence	00:43	0-0	0-0	0-0	0-0	0-0	0-0	0	0	0	0	0	0	0	3								
Team									0	1	1	0	0	1										
Totals			21:50	3-14	11-19	11	24	35	9	19	56	12	11	4	4	6	-13							

Technical Fouls:NONE

Biggest lead	OKLA		NEBR	Points from Turnovers	OKLA		NEBR	Period by Period Scoring		
	1st	2nd			1st	2nd		TOT		
16 (2 nd 1:04)	4	1	18 (30:30)	35	30	OKLA	41	28	69	
Best Scoring Run	7 (1 st 10:04)	7 (1 st 2:04)		Second Chance	2	8	NEBR	34	22	56
Lead Changes	1			Fast Breaks	10	7				
Times Tied	3			Bench	11	8				
Time with Lead	34:15	03:34								

GAME 6 MEMPHIS 73, NEBRASKA 61



Official Basketball Box Score - Final
Nebraska at Memphis
11/25/22 State Farm Field House, Lake Buena Vista, Fla.
2022-23 Men's Basketball

Game Time: 5:30 PM
Game Duration: 1:55

Officials: Rick Crawford, Tyler Kumpf, Shane Staggs

NO.	Name	Min	FG			3P			FT			Rebounds		Fouls		TP	AS	ST	Blocks			+/-	
			M-A	M-A	M-A	M-A	M-A	M-A	M-A	OR	DR	OR	DR	OR	DR				BS	BA	BA		
4	Jwan Gary	F	32:52	2-11	2-7	0-0	0-4	4-3	0	6	2	0	3	0	3	-12							
13	Derrick Walker	F	34:40	7-11	0-1	1-2	6-6	12-2	5	15	3	9	1	1	1	-10							
0	C.J. Wilcher	G	31:18	2-7	1-5	0-0	0-3	3-0	3	5	4	2	1	0	0	-9							
5	Sam Griesel	G	32:20	1-4	0-1	2-3	0-3	3-0	3	4	1	2	2	0	1	-10							
25	Emmanuel Bandoumel	G	29:31	5-9	3-4	5-7	3-2	5-4	6	18	5	2	1	0	0	-5							
12	Denim Dawson	05:12	0-1	0-1	0-0	0-0	0-0	2-0	0	0	1	2	0	0	0	-6							
15	Blaise Keita	02:30	0-0	0-0	0-0	0-1	1-1	1-0	0	0	0	0	0	0	0	-5							
30	Keisel Tomnaga	23:16	4-6	3-5	0-0	0-1	1-1	1-0	11	1	1	0	0	0	-5								
32	Wilhelm Breidenbach	08:21	1-2	0-0	0-0	0-0	0-0	1-0	2	0	2	0	0	0	2								
Team									2	2	4	0	0	0									
Totals			22:51	9-24	8-12	11	22	33	13	15	61	17	20	8	1	5	-12						

Technical Fouls:NONE

NO.	Name	Min	FG			3P			FT			Rebounds		Fouls		TP	AS	ST	Blocks			+/-	
			M-A	M-A	M-A	M-A	M-A	M-A	M-A	OR	DR	OR	DR	OR	DR				BS	BA	BA		
4	Chandler Lawson	F	19:58	0-1	0-0	0-0	0-2	2-2	2	0	2	1	1	0	0	6							
12	DeAndre Williams	F	32:14	6-12	0-4	4-4	3-4	7-3	3	16	1	2	0	1	0	0	6						
2	Alex Lomax	G	33:13	5-8	2-2	1-2	1-4	5-1	2	13	3	2	4	0	0	6							
2	Randic Davis	G	37:28	9-19	2-5	1-5	1-1	2-4	5	21	7	3	3	0	1	15							
25	Jayden Hardaway	G	16:38	3-6	3-5	0-0	1-1	2-1	0	9	1	1	1	0	0	3							
1	Keonte Kennedy	18:37	4-8	2-5	0-0	1-2	3-3	0	11	0	0	2	0	0	11								
23	Malcolm Dandridge	16:46	1-1	0-0	0-0	1-3	4-3	3-2	2	1	2	0	3	0	10								
11	Johnathan Lawson	11:05	0-3	0-1	0-0	0-0	0-0	0-0	0	1	1	0	0	0	9								
5	Kapodricht Akobundu-Ehiogu	09:40	0-0	0-0	0-0	1-0	1-1	1-0	0	1	0	0	0	0	2	-4							
0	Elijah McCadden	04:25	1-1	0-0	0-0	0-1	1-1	0-0	2	0	1	0	0	0	0	-5							
Team									2	1	3	0	0	0									
Totals			29:59	9-22	8-11	11	19	30	15	13	73	17	13	5	1	12							

Technical Fouls:NONE

Biggest lead	NEB		MEM	Points from Turnovers	NEB		MEM	Period by Period Scoring		
	1st	2nd			1st	2nd		TOT		
2 (1 st 18:12)	16	2	16 (2 nd 3:15)	9	19	NEB	30	31	61	
Best Scoring Run	8 (1 st 8:53)	11 (1 st 12:46)		Second Chance	18	9	MEM	33	40	73
Lead Changes	1			Fast Breaks	5	14				
Times Tied	2			Bench	13	14				
Time with Lead	00:21	34:29								

GAME 7 NEBRASKA 75, FLORIDA STATE 58



Official Basketball Box Score - Final
Florida St. at Nebraska
11/27/22 State Farm Field House, Lake Buena Vista, Fla.
2022-23 Men's Basketball

Game Time: 7:30 PM
Game Duration: 1:49
Attendance: 1,087

Officials: A.J. Dessi, Jason Baker, Keith Patterson

NO.	Name	Min	FG			3P			FT			Rebounds		Fouls		TP	AS	ST	Blocks			+/-
			M-A	M-A	M-A	M-A	M-A	M-A	M-A	OR	DR	OR	DR	OR	DR				BS	BA	BA	
21	Cam/Ron Fletcher	F	26:12	4-12	1-6	1-2	2-6	8-2	2	10	3	1	2	1	0							

2023-24 NEBRASKA BASKETBALL 2022-23 SEASON BOXSCORES

GAME 9 NEBRASKA 63, NO. 7 CREIGHTON 53

Official Basketball Box Score - Final
Nebraska at #7 Creighton
12/04/22 OH Health Center Omaha, Omaha
2022-23 Creighton Men's Basketball

Game Time: 3:35 PM
Game Duration: 1:43
Attendance: 17,352

Officials: Bert Smith, Earl Walton, Roger Ayers

Nebraska - 63													Record: 6-3																									
NO. Name	Min	FG	3P	FT	Rebounds	Fouls	TP	AS	TO	ST	Blocks	+/	Shooting By Period																									
		M/A	M/A	M/A	OR	DR	PF	FD			BS	BA	1st	2nd	3rd	4th	OT	GM	FT%	3P%	FT%	GM	FT%	3P%	FT%													
4 Juwan Gary	F	35:20	5-5	1-1	1-2	0	9	9	0	1	12	1	1	1	0	0	11	1st FG% 11-26 42.3%	3PT% 2-7 28.6%	FT% 1-2 50%	2nd FG% 17-33 51.5%	3PT% 1-5 20.0%	FT% 3-5 60%	3rd FG% 28-59 47.5%	3PT% 3-12 25.0%	FT% 4-7 57.1%	4th FG% 1-1 100%	3PT% 0-0 0%	FT% 0-0 0%	OT FG% 0-0 0%	3PT% 0-0 0%	FT% 0-0 0%	GM FG% 28-59 47.5%	3PT% 3-12 25.0%	FT% 4-7 57.1%	Dead Ball Rebounds: 2.0		
13 Derrick Walker	F	22:50	11-16	0-0	0-0	4	4	8	3	3	22	2	3	0	0	2	17	1st FG% 4-12 33.3%	3PT% 0-0 0%	FT% 0-0 0%	2nd FG% 10-20 50%	3PT% 0-0 0%	FT% 0-0 0%	3rd FG% 10-20 50%	3PT% 0-0 0%	FT% 0-0 0%	4th FG% 0-0 0%	3PT% 0-0 0%	FT% 0-0 0%	OT FG% 0-0 0%	3PT% 0-0 0%	FT% 0-0 0%	GM FG% 10-20 50%	3PT% 0-0 0%	FT% 0-0 0%	Dead Ball Rebounds: 0.0		
0 C.J. Wilcher	G	33:32	1-7	0-5	0-0	0	4	4	1	0	2	1	4	1	0	0	2	1st FG% 1-4 25%	3PT% 0-5 0%	FT% 0-0 0%	2nd FG% 1-3 33%	3PT% 0-3 0%	FT% 0-0 0%	3rd FG% 1-3 33%	3PT% 0-3 0%	FT% 0-0 0%	4th FG% 0-0 0%	3PT% 0-0 0%	FT% 0-0 0%	OT FG% 0-0 0%	3PT% 0-0 0%	FT% 0-0 0%	GM FG% 1-7 14.3%	3PT% 0-5 0%	FT% 0-0 0%	Dead Ball Rebounds: 0.0		
5 Sam Griesel	G	38:32	7-13	1-1	3-5	0	12	12	2	5	18	7	2	2	0	0	14	1st FG% 3-7 42.9%	3PT% 1-2 50%	FT% 0-0 0%	2nd FG% 4-8 50%	3PT% 1-2 50%	FT% 0-0 0%	3rd FG% 4-8 50%	3PT% 1-2 50%	FT% 0-0 0%	4th FG% 0-0 0%	3PT% 0-0 0%	FT% 0-0 0%	OT FG% 0-0 0%	3PT% 0-0 0%	FT% 0-0 0%	GM FG% 7-13 53.8%	3PT% 1-2 50%	FT% 0-0 0%	Dead Ball Rebounds: 0.0		
25 Emmanuel Bandoumel	G	34:50	2-6	0-2	0-0	0	5	5	0	1	4	0	0	0	0	0	9	1st FG% 1-3 33%	3PT% 0-2 0%	FT% 0-0 0%	2nd FG% 1-3 33%	3PT% 0-2 0%	FT% 0-0 0%	3rd FG% 1-3 33%	3PT% 0-2 0%	FT% 0-0 0%	4th FG% 0-0 0%	3PT% 0-2 0%	FT% 0-0 0%	OT FG% 0-0 0%	3PT% 0-2 0%	FT% 0-0 0%	GM FG% 2-6 33.3%	3PT% 0-2 0%	FT% 0-0 0%	Dead Ball Rebounds: 0.0		
32 Wilhelm Breidenbach	G	13:28	1-6	1-3	0-0	0	0	0	0	0	0	0	0	0	0	0	0	1st FG% 1-3 33%	3PT% 1-3 33%	FT% 0-0 0%	2nd FG% 0-0 0%	3PT% 0-0 0%	FT% 0-0 0%	3rd FG% 0-0 0%	3PT% 0-0 0%	FT% 0-0 0%	4th FG% 0-0 0%	3PT% 0-0 0%	FT% 0-0 0%	OT FG% 0-0 0%	3PT% 0-0 0%	FT% 0-0 0%	GM FG% 1-6 16.7%	3PT% 1-3 33%	FT% 0-0 0%	Dead Ball Rebounds: 0.0		
30 Keisei Tominaga	G	14:16	1-5	0-0	0-0	0	0	0	0	0	0	0	0	0	0	0	7	1st FG% 1-5 20%	3PT% 0-0 0%	FT% 0-0 0%	2nd FG% 0-0 0%	3PT% 0-0 0%	FT% 0-0 0%	3rd FG% 0-0 0%	3PT% 0-0 0%	FT% 0-0 0%	4th FG% 0-0 0%	3PT% 0-0 0%	FT% 0-0 0%	OT FG% 0-0 0%	3PT% 0-0 0%	FT% 0-0 0%	GM FG% 1-5 20%	3PT% 0-0 0%	FT% 0-0 0%	Dead Ball Rebounds: 0.0		
12 Denim Dawson	G	00:13	0-0	0-0	0-0	0	0	0	0	0	0	0	0	0	0	0	0	1st FG% 0-0 0%	3PT% 0-0 0%	FT% 0-0 0%	2nd FG% 0-0 0%	3PT% 0-0 0%	FT% 0-0 0%	3rd FG% 0-0 0%	3PT% 0-0 0%	FT% 0-0 0%	4th FG% 0-0 0%	3PT% 0-0 0%	FT% 0-0 0%	OT FG% 0-0 0%	3PT% 0-0 0%	FT% 0-0 0%	GM FG% 0-0 0%	3PT% 0-0 0%	FT% 0-0 0%	Dead Ball Rebounds: 0.0		
Team																																						
Totals		28:59	3-12	4-7	5	37	42	9	10	63	12	13	8	1	2	10																						

Technical Fouls: NONE

#7 Creighton - 53													Record: 6-3																										
NO. Name	Min	FG	3P	FT	Rebounds	Fouls	TP	AS	TO	ST	Blocks	+/	Shooting By Period																										
		M/A	M/A	M/A	OR	DR	PF	FD			BS	BA	1st	2nd	3rd	4th	OT	GM	FT%	3P%	FT%	GM	FT%	3P%	FT%														
24 Arthur Kaluma	F	29:01	0-8	0-6	2-2	2	3	5	3	1	2	2	2	1	0	0	2	1st FG% 0-3 0%	3PT% 0-1 0%	FT% 2-2 100%	2nd FG% 0-2 0%	3PT% 0-0 0%	FT% 0-0 0%	3rd FG% 0-2 0%	3PT% 0-0 0%	FT% 0-0 0%	4th FG% 0-0 0%	3PT% 0-0 0%	FT% 0-0 0%	OT FG% 0-0 0%	3PT% 0-0 0%	FT% 0-0 0%	GM FG% 0-8 0%	3PT% 0-1 0%	FT% 2-2 100%	Dead Ball Rebounds: 0.0			
11 Ryan Kalkbrenner	C	32:16	5-8	0-1	0-1	5	5	10	0	4	10	2	2	2	1	0	-17	1st FG% 5-7 71.4%	3PT% 2-3 66.7%	FT% 0-0 0%	2nd FG% 1-2 50%	3PT% 0-0 0%	FT% 0-0 0%	3rd FG% 1-2 50%	3PT% 0-0 0%	FT% 0-0 0%	4th FG% 0-0 0%	3PT% 0-0 0%	FT% 0-0 0%	OT FG% 0-0 0%	3PT% 0-0 0%	FT% 0-0 0%	GM FG% 5-8 62.5%	3PT% 2-3 66.7%	FT% 0-0 0%	Dead Ball Rebounds: 0.0			
2 Ryan Nembhard	G	36:49	3-13	0-6	0-0	2	2	2	2	1	6	4	4	1	1	0	-8	1st FG% 1-3 33%	3PT% 0-6 0%	FT% 0-0 0%	2nd FG% 1-3 33%	3PT% 0-6 0%	FT% 0-0 0%	3rd FG% 1-3 33%	3PT% 0-6 0%	FT% 0-0 0%	4th FG% 0-0 0%	3PT% 0-6 0%	FT% 0-0 0%	OT FG% 0-0 0%	3PT% 0-6 0%	FT% 0-0 0%	GM FG% 3-13 23.1%	3PT% 0-6 0%	FT% 0-0 0%	Dead Ball Rebounds: 0.0			
23 Trey Alexander	G	31:48	3-12	3-8	0-0	5	5	2	0	9	0	1	1	0	0	0	0	1st FG% 3-12 25%	3PT% 3-8 37.5%	FT% 0-0 0%	2nd FG% 0-0 0%	3PT% 0-0 0%	FT% 0-0 0%	3rd FG% 0-0 0%	3PT% 0-0 0%	FT% 0-0 0%	4th FG% 0-0 0%	3PT% 0-0 0%	FT% 0-0 0%	OT FG% 0-0 0%	3PT% 0-0 0%	FT% 0-0 0%	GM FG% 3-12 25%	3PT% 3-8 37.5%	FT% 0-0 0%	Dead Ball Rebounds: 0.0			
55 Baylor Scheierman	G	32:19	4-12	2-9	0-1	1	10	11	2	1	10	5	3	4	0	-11	1st FG% 4-12 33.3%	3PT% 2-9 22.2%	FT% 0-1 0%	2nd FG% 0-0 0%	3PT% 0-0 0%	FT% 0-0 0%	3rd FG% 0-0 0%	3PT% 0-0 0%	FT% 0-0 0%	4th FG% 0-0 0%	3PT% 0-0 0%	FT% 0-0 0%	OT FG% 0-0 0%	3PT% 0-0 0%	FT% 0-0 0%	GM FG% 4-12 33.3%	3PT% 2-9 22.2%	FT% 0-1 0%	Dead Ball Rebounds: 0.0				
33 Fredrick King	G	05:23	0-1	0-0	0-0	1	1	1	0	0	0	0	0	0	0	1	5	1st FG% 0-1 0%	3PT% 0-0 0%	FT% 0-0 0%	2nd FG% 0-0 0%	3PT% 0-0 0%	FT% 0-0 0%	3rd FG% 0-0 0%	3PT% 0-0 0%	FT% 0-0 0%	4th FG% 0-0 0%	3PT% 0-0 0%	FT% 0-0 0%	OT FG% 0-0 0%	3PT% 0-0 0%	FT% 0-0 0%	GM FG% 0-1 0%	3PT% 0-0 0%	FT% 0-0 0%	Dead Ball Rebounds: 0.0			
5 Francisco Faraello	B	22:10	5-10	5-9	1-1	0	1	1	0	1	16	0	1	1	0	-12	1st FG% 5-10 50%	3PT% 5-9 55.6%	FT% 0-0 0%	2nd FG% 0-0 0%	3PT% 0-0 0%	FT% 0-0 0%	3rd FG% 0-0 0%	3PT% 0-0 0%	FT% 0-0 0%	4th FG% 0-0 0%	3PT% 0-0 0%	FT% 0-0 0%	OT FG% 0-0 0%	3PT% 0-0 0%	FT% 0-0 0%	GM FG% 5-10 50%	3PT% 5-9 55.6%	FT% 0-0 0%	Dead Ball Rebounds: 0.0				
13 Mason Miller	G	07:03	0-1	0-1	0-0	0	0	0	0	0	0	0	0	0	0	0	-7	1st FG% 0-1 0%	3PT% 0-0 0%	FT% 0-0 0%	2nd FG% 0-0 0%	3PT% 0-0 0%	FT% 0-0 0%	3rd FG% 0-0 0%	3PT% 0-0 0%	FT% 0-0 0%	4th FG% 0-0 0%	3PT% 0-0 0%	FT% 0-0 0%	OT FG% 0-0 0%	3PT% 0-0 0%	FT% 0-0 0%	GM FG% 0-1 0%	3PT% 0-0 0%	FT% 0-0 0%	Dead Ball Rebounds: 0.0			
4 Sherree Mitchell	G	03:11	0-0	0-0	0-0	0	0	0	0	0	0	0	0	0	0	0	-2	1st FG% 0-0 0%	3PT% 0-0 0%	FT% 0-0 0%	2nd FG% 0-0 0%	3PT% 0-0 0%	FT% 0-0 0%	3rd FG% 0-0 0%	3PT% 0-0 0%	FT% 0-0 0%	4th FG% 0-0 0%	3PT% 0-0 0%	FT% 0-0 0%	OT FG% 0-0 0%	3PT% 0-0 0%	FT% 0-0 0%	GM FG% 0-0 0%	3PT% 0-0 0%	FT% 0-0 0%	Dead Ball Rebounds: 0.0			
Team																																							
Totals		20:65	10-40	3-5	10	27	37	10	9	53	15	9	2	1	-10																								

Technical Fouls: NONE

		NEB	CREI	Points from		Turnovers		Period by Period Scoring	
		12 (2 nd 2:22)	4 (1 st 14:09)	NEB	CREI	1st	2nd	OT	TOT
Biggest lead		12 (2 nd 2:22)	4 (1 st 14:09)	Paint	46	16			
Best Scoring Run		8 (2 nd 18:01)	8 (1 st 14:09)	Second Chance	5	10			
Lead Changes		5		Fast Breaks	8	2			
Times Tied		5		Bench	5	16			
Time with Lead		28:31	04:58	NEB	25	38	63		
				CREI	23	30	53		

GAME 10 NO. 14 INDIANA 81, NEBRASKA 65

Official Basketball Box Score - Final
Nebraska at Indiana
12/07/22 Simon Skjott Assembly Hall, Bloomington, Ind.
2022-23 Men's Basketball

Game Time: 8:30 PM
Game Duration: 1:48
Attendance: 17,222

Officials: Rob Foley, Don Daly, Edwin Young

Nebraska - 65													Record: 6-4 (9-1)																							
NO. Name	Min	FG	3P	FT	Rebounds	Fouls	TP	AS	TO	ST	Blocks	+/	Shooting By Period																							
		M/A	M/A	M/A	OR	DR	PF	FD			BS	BA	1st	2nd	3rd	4th	OT	GM	FT%	3P%	FT%	GM	FT%	3P%	FT%											
4 Juwan Gary	F	30:36	1-6	0-2	2-2	1	6	7	2	1	4	0	0	2	0	0	-7	1st FG% 1-6 16.7%	3PT% 0-2 0%	FT% 0-0 0%	2nd FG% 1-6 16.7%	3PT% 0-2 0%	FT% 0-0 0%	3rd FG% 1-6 16.7%	3PT% 0-2 0%	FT% 0-0 0%	4th FG% 0-0 0%	3PT% 0-2 0%	FT% 0-0 0%	OT FG% 0-0 0%	3PT% 0-2 0%	FT% 0-0 0%	GM FG% 1-6 16.7%	3PT% 0-2 0%	FT% 0-0 0%	Dead Ball Rebounds: 0.0
13 Derrick Walker	F	32:16	5-7	0-0	1-4	1	4	5	1	4	11	5	2	0	0	-2	1st FG% 5-7 71.4%	3PT% 0-0 0%	FT% 0-0 0%	2nd FG% 0-0 0%	3PT% 0-0 0%	FT% 0-0 0%	3rd FG% 0-0 0%	3PT% 0-0 0%	FT% 0-0 0%	4th FG% 0-0 0%	3PT% 0-0 0%	FT% 0-0 0%	OT FG% 0-0 0%	3PT% 0-0 0%	FT% 0-0 0%	GM FG% 5-7 71.4%	3PT% 0-0 0%	FT% 0-0 0%	Dead Ball Rebounds: 0.0	
0 C.J. Wilcher	G	32:00	7-13	2-6	6-6	1	2	0	4	22	0	2	1	0	0	-13	1st FG% 7-13 53.8%	3PT% 2-6 33.3%	FT% 0-0 0%	2nd FG% 0-0 0%	3PT% 0-0 0%	FT% 0-0 0%	3rd FG% 0-0 0%	3PT% 0-0 0%	FT% 0-0 0%	4th FG% 0-0 0%	3PT% 0-0 0%	FT% 0-0 0%	OT FG% 0-0 0%	3PT% 0-0 0%	FT% 0-0 0%	GM FG% 7-13 53.8%	3PT% 2-6 33.3%	FT% 0-0 0%	Dead Ball Rebounds: 0.0	
25 Emmanuel Bandoumel	G	34:43	5-11	3-8	0-0	0	3	3	0	13	2	3	0	1																						

2023-24 NEBRASKA BASKETBALL

2022-23 SEASON BOXSCORES



GAME 13 NEBRASKA 75, QUEENS 65



Official Basketball Box Score - Final
Queens (NC) at Nebraska
 12/22/22 Phyllis Bark Arena, Lincoln
 University of Nebraska vs Queens University

Game Time: 6:34 PM
 Game Duration: 1:44
 Attendance: 2,523

Officials: Gary Maxwell, Kelly Stef, Bret Smith

Queens (NC) - 65

NO. Name	FG	3P	FT	Rebounds		Fouls		TP	AS	TO	ST	Blocks		+/-	
				OR	DR	FF	FD					BS	BA		
2 JayDen Turner	F 22:11	3-6	0-1	0-0	0 5	5	3	0	6	1	2	2	0	0	-2
4 Gavin Rains	F 28:40	1-4	0-0	0-0	3 8	11	1	1	2	1	0	2	0	0	-23
3 Kalib Mathews	G 26:33	2-9	1-6	2-2	0 1	1	2	1	1	2	1	1	2	1	-14
5 AJ McKea	G 32:54	4-12	1-5	4-4	3 2	5	3	3	13	2	2	0	0	0	-8
15 Kenny Dye	G 37:36	5-14	0-3	3-6	2 5	7	2	3	13	7	2	1	0	0	-5
10 Quan McCluney	16:03	3-9	2-7	2-3	0 0	0	0	2	10	0	0	0	1	1	-6
23 BJ McLaurin	15:56	1-4	0-1	3-5	2 2	4	0	4	5	0	0	1	0	1	3
11 Chris Ashby	17:45	3-7	3-6	0-0	0 0	0	1	0	9	0	1	1	0	0	2
1 Mike Fowler	01:59	0-0	0-0	0-2	0 0	0	0	1	0	0	0	0	0	0	3
22 Elijah Wyche	00:23	0-0	0-0	0-0	0 1	1	0	0	0	0	0	0	0	0	0
Team					1	0	1	0	0	2					
Totals		22-65	7-29	14-22	11	24	35	12	15	10	9	2	4	1	-10

Shooting By Period

1st FG%	9-35	25.7%
3PT%	4-16	25.0%
FT%	4-9	44.4%
2nd FG%	13-30	43.3%
3PT%	3-13	23.1%
FT%	10-13	76.9%
GMFG%	22-65	33.8%
3PT%	7-29	24.1%
FT%	14-22	63.6%

Dead Ball Rebounds: 4, 0

Nebraska - 75

NO. Name	FG	3P	FT	Rebounds		Fouls		TP	AS	TO	ST	Blocks		+/-	
				OR	DR	FF	FD					BS	BA		
4 Juwan Gary	F 29:40	4-7	0-2	3-4	0 7	7	2	2	11	1	0	0	0	0	8
13 Derrick Walker	F 27:56	6-8	0-0	1-2	1 5	6	2	1	13	6	1	2	2	0	15
0 C.J. Wilcher	G 20:38	2-8	2-7	0-0	0 4	4	2	0	6	1	3	0	0	1	6
5 Sam Griesel	G 30:55	6-9	1-1	3-4	0 3	3	2	0	16	3	0	0	0	0	-1
25 Emmanuel Bandomel	G 34:24	5-10	0-4	0-0	0 8	8	1	3	10	1	2	1	0	0	15
10 Jamarques Lawrence	10:16	0-2	0-1	0-0	1 1	2	3	1	0	1	0	1	0	1	0
15 Blaise Keita	06:46	0-0	0-0	0-0	1 1	2	1	1	0	1	0	0	0	1	0
30 Keisei Tomioga	23:49	6-12	3-7	0-0	0 1	2	1	0	15	0	2	0	0	1	9
32 Wilhelm Breidenbach	15:38	2-3	0-1	0-0	1 6	7	2	1	4	1	2	0	0	0	-1
Team					1	0	1	0	0						
Totals		31-59	6-23	7-10	5	36	41	15	12	15	13	4	4	2	10

Shooting By Period

1st FG%	18-32	56.3%
3PT%	5-15	33.3%
FT%	2-2	100%
2nd FG%	13-27	48.1%
3PT%	1-8	12.5%
FT%	5-8	62.5%
GMFG%	31-59	52.5%
3PT%	6-23	26.1%
FT%	7-10	70.0%

Dead Ball Rebounds: 2, 0

QUEENS NEB

Biggest lead	QUEENS		Points from Turnovers	NEB		Period by Period Scoring	
	1st	2nd		1st	2nd	1st	2nd
Best Scoring Run	6 (1 st 13:45)	11 (1 st 16:04)	13	15	26	39	65
Lead Changes	0	0	7	2	0	0	0
Times Tied	0	0	8	4	0	0	0
Time with Lead	00:00	38:29	24	19	43	32	75

GAME 14 NEBRASKA 66, IOWA 50

Official Basketball Box Score - Final
Iowa at Nebraska
 12/29/22 Phyllis Bark Arena, Lincoln
 2022-23 Men's Basketball

Game Time: 6:05 PM
 Game Duration: 1:52
 Attendance: 14,920

Officials: Paul Szlez, Kipp Kessinger, Don Day

Iowa - 50

NO. Name	FG	3P	FT	Rebounds		Fouls		TP	AS	TO	ST	Blocks		+/-	
				OR	DR	FF	FD					BS	BA		
0 Filip Rebraca	F 31:51	8-16	0-1	0-2	4 9	13	2	5	16	2	1	1	0	2	-12
22 Patrick McCaffery	F 28:17	1-9	1-4	0-0	0 3	3	0	1	3	2	0	1	0	2	-16
24 Kris Murray	F 35:42	6-15	3-8	2-2	4 4	8	1	2	17	2	2	1	3	1	-11
1 Ahron Ulis	G 17:33	0-4	0-2	0-0	1 2	3	1	0	1	0	0	0	0	0	-8
11 Tony Perkins	G 21:01	1-6	1-1	0-0	2 0	2	3	0	3	2	0	0	0	0	-17
30 Connor McCaffery	25:16	2-8	1-6	0-0	0 4	4	2	5	2	0	3	0	0	0	-8
20 Payton Sandfort	09:19	0-9	0-3	0-0	1 0	1	2	0	0	2	0	0	0	0	-10
5 Dasonte Bowen	11:40	0-4	0-2	1-2	1 0	1	1	1	1	0	0	0	0	1	1
4 Josh Dix	18:07	1-2	1-1	2-2	0 0	0	0	0	1	5	1	0	1	1	0
14 Carter Kingsbury	01:14	0-0	0-0	0-0	0 0	0	0	0	0	0	0	0	0	0	1
Team					4	1	5	0	0	1					
Totals		19-73	7-28	5-8	17	23	40	14	12	50	12	6	7	4	7

Shooting By Period

1st FG%	8-39	20.5%
3PT%	6-19	31.6%
FT%	4-4	100%
2nd FG%	11-34	32.4%
3PT%	1-9	11.1%
FT%	1-4	25%
GMFG%	19-73	26.0%
3PT%	7-28	25.0%
FT%	5-8	62.5%

Dead Ball Rebounds: 0, 0

Nebraska - 66

NO. Name	FG	3P	FT	Rebounds		Fouls		TP	AS	TO	ST	Blocks		+/-	
				OR	DR	FF	FD					BS	BA		
4 Juwan Gary	F 36:27	6-11	2-5	0-2	3 6	9	2	1	14	1	0	1	1	1	17
13 Derrick Walker	F 21:18	5-9	0-0	0-0	2 6	8	4	1	10	0	4	1	1	1	0
0 C.J. Wilcher	G 29:58	4-8	3-6	2-2	0 1	1	0	1	13	3	1	1	1	1	20
5 Sam Griesel	G 34:15	3-10	2-3	4-6	0 10	10	0	4	12	5	2	1	1	1	11
25 Emmanuel Bandomel	G 36:42	3-8	0-2	4-4	0 4	4	0	4	10	3	0	0	0	0	12
30 Keisei Tomioga	12:51	1-5	0-3	0-0	0 0	0	0	0	2	1	1	0	0	0	5
32 Wilhelm Breidenbach	11:35	1-5	0-1	0-0	5 2	7	4	2	2	0	0	0	0	2	7
33 Oleg Kojenets	03:29	0-0	0-0	0-0	1 2	3	0	0	0	0	1	0	0	0	1
10 Jamarques Lawrence	03:55	1-1	1-1	0-0	0 1	1	1	0	3	0	1	0	0	0	4
12 Denim Dawson	07:03	0-1	0-0	0-0	0 1	1	1	0	0	0	0	0	1	0	4
1 Sam Hoberg	01:14	0-1	0-1	0-0	0 1	1	0	0	0	0	0	0	0	0	-1
24 Jeff Grace	01:14	0-0	0-0	0-0	0 0	0	0	0	0	0	0	0	0	0	0
Team					3	6	9	0	0	1					
Totals		24-59	8-22	10-14	14	40	54	12	13	66	14	4	7	4	16

Shooting By Period

1st FG%	14-28	50.0%
3PT%	6-9	66.7%
FT%	4-6	66.7%
2nd FG%	10-31	32.3%
3PT%	2-13	15.4%
FT%	6-8	75%
GMFG%	24-59	40.7%
3PT%	8-22	36.4%
FT%	10-14	71.4%

Dead Ball Rebounds: 2, 0

IOWA NEB

Biggest lead	IOWA		Points from Turnovers	NEB		Period by Period Scoring	
	1st	2nd		1st	2nd	1st	2nd
Best Scoring Run	3 (1 st 18:17)	24 (2 nd 14:56)	13	9	26	24	50
Lead Changes	8 (1 st 13:45)	20 (1 st 8:48)	10	10	0	0	0
Times Tied	0	0	2	4	0	0	0
Time with Lead	00:59	37:18	11	7	38	28	66

GAME 15 MICHIGAN STATE 74, NEBRASKA 56

Official Basketball Box Score - Final
Nebraska at Michigan St.
 01/03/23 Breslin Events Center, East Lansing, Mich.
 2022-23 Men's Basketball

Game Time: 7:00 PM
 Game Duration: 1:47
 Attendance: 14,7

Officials: Brian Dorsey, D.J. Carstensen, Don Dan

Nebraska - 56

NO. Name	FG	3P	FT	Rebounds		Fouls		TP	AS	TO	ST	Blocks		+/-	
				OR	DR	FF	FD					BS	BA		
4 Juwan Gary	F 28:35	2-6	0-2	0-0	1 0	1	2	0	4	0	0	0	2	0	-6
13 Derrick Walker	F 29:41	7-13	0-0	1-8	2 7	9	1	6	15	3	3	1	1	2	-20
0 C.J. Wilcher	G 27:48	2-9	1-4	1-2	1 2	3	3	1	6	2	0	0	0	0	-13
5 Sam Griesel	G 33:20	4-7	0-0	2-4	0 3	3	1	5	10	3	2	2	0	0	-8
25 Emmanuel Bandomel	G 29:50	1-6	0-4	0-0	1 5	6	2	1	2	1	1	1	0	0	-18
32 Wilhelm Breidenbach	18:21	4-8	1-3	1-1	2 2	4	3	1	10	0	1	1	0	0	-18
30 Keisei Tomioga	11:18	1-4	0-3	0-0											

2023-24 NEBRASKA BASKETBALL

2022-23 SEASON BOXSCORES

GAME 17 ILLINOIS 76, NEBRASKA 50



Official Basketball Box Score - Final
Illinois at Nebraska
 01/10/23 Pinnacle Bank Arena, Lincoln
 2022-23 Men's Basketball

Game Time: 8:01 PM
 Game Duration: 1:51
 Attendance: 12,756

Officials: Courtney Green, Rob Kueneman, Chad Barlow

NO. Name	Min	FG			3P			FT			Rebounds		Fouls		TP	AS	TO	ST	Blocks		+/-	
		M/A	M/A	M/A	M/A	M/A	M/A	OR	DR	PF	FD	BS	BA									
24 Matthew Mayer	F 25:03	2-10	2-8	4-5	0	4	4	3	2	10	2	1	1	2	0	0	0	0	0	0	0	0
33 Coleman Hawkins	F 35:08	5-9	1-5	1-2	0	3	3	2	2	12	5	2	1	1	0	20	0	0	0	0	0	0
42 Dain Dainja	F 16:01	1-1	0-0	2-2	3	4	7	4	2	4	0	2	0	0	3	0	11	0	0	0	0	0
0 Terrence Shannon Jr.	G 34:48	10-17	2-7	3-5	4	7	11	2	6	25	4	0	4	0	0	25	2	0	0	0	0	0
1 Sencire Harris	G 19:43	0-6	0-2	0-0	0	2	2	1	0	0	2	3	0	1	0	16	0	0	0	0	0	0
3 Jayden Epps	27:22	5-6	1-1	0-0	0	2	2	3	0	11	3	1	1	0	0	17	0	0	0	0	0	0
15 RJ Melendez	23:02	4-9	2-6	0-0	2	1	3	3	2	10	0	2	1	0	0	17	0	0	0	0	0	0
20 Ty Rodgers	15:56	1-2	0-0	2-4	4	3	7	2	2	4	1	0	1	1	1	18	0	0	0	0	0	0
5 AJ Reed	00:59	0-1	0-0	0-0	0	0	0	0	0	0	0	0	0	0	0	2	0	0	0	0	0	0
12 Brandon Lieb	00:59	0-0	0-0	0-0	0	0	0	0	0	0	0	0	0	0	0	2	0	0	0	0	0	0
22 Paxton Warden	00:59	0-0	0-0	0-0	0	0	0	0	0	0	0	0	0	0	0	2	0	0	0	0	0	0
Team					0	2	2	0	0	0	0	0	0	0	0	1	0	0	0	0	0	0
Totals		28-61	8-29	12-18	13	28	41	21	17	78	15	11	12	7	2	26	0	0	0	0	0	0

Technical Fouls: NONE

NO. Name	Min	FG			3P			FT			Rebounds		Fouls		TP	AS	TO	ST	Blocks		+/-	
		M/A	M/A	M/A	M/A	M/A	M/A	OR	DR	PF	FD	BS	BA									
4 Juwan Gary	F 16:16	1-3	1-2	0-0	0	3	3	1	1	3	0	2	0	2	0	0	0	0	0	0	0	-8
13 Derrick Walker	F 19:15	2-7	0-0	1-1	3	1	4	2	2	5	3	3	1	0	2	22	0	0	0	0	0	-2
0 C.J. Wilcher	G 32:01	4-8	0-1	0-0	3	1	4	1	0	8	0	3	0	0	0	0	0	0	0	0	0	-27
5 Sam Griesel	G 31:58	4-11	0-3	4-9	0	6	6	2	7	12	2	4	0	0	1	25	0	0	0	0	0	-25
25 Emmanuel Bandoumel	G 24:32	1-5	0-1	0-0	0	7	7	2	6	2	1	2	1	1	0	1	7	0	0	0	0	-1
32 Wilhelm Breidenbach	13:01	4-7	2-3	1-1	0	1	1	3	1	11	0	1	0	0	0	0	0	0	0	0	0	-8
30 Keisei Tomianga	25:17	3-5	0-1	0-0	0	0	0	2	6	0	0	0	1	0	0	16	0	0	0	0	0	-16
12 Denim Dawson	16:47	0-2	0-0	0-0	1	1	2	4	0	0	0	1	0	0	0	0	0	0	0	0	0	-9
15 Blaise Kelta	03:33	0-2	0-0	0-0	0	1	1	0	0	0	0	1	0	0	0	1	0	0	0	0	0	-2
10 Jamarques Lawrence	14:23	1-4	1-3	0-0	0	1	1	2	2	3	1	1	0	0	0	1	0	0	0	0	0	0
1 Sam Holberg	00:59	0-0	0-0	0-0	0	0	0	0	0	0	0	0	0	0	0	0	0	0	0	0	0	-2
22 Jeff Grace	00:59	0-0	0-0	0-0	0	0	0	0	0	0	0	0	0	0	0	0	0	0	0	0	0	-2
33 Oleg Kojenets	00:59	0-0	0-0	0-0	0	0	0	0	0	0	0	0	0	0	0	0	0	0	0	0	0	-2
Team					2	2	4	0	0	0	0	0	0	0	0	0	0	0	0	0	0	0
Totals		20-54	4-14	6-11	9	24	33	17	21	50	8	17	3	2	7	26	0	0	0	0	0	0

Technical Fouls: NONE

Biggest lead	ILL		NEB		Points from Turnovers	ILL	NEB	Period by Period Scoring	
	26 (2 nd 0:37)	2 (1 st 17:45)	16	9					1st
Best Scoring Run	13 (2 nd 0:37)	8 (2 nd 9:09)	30	32	ILL	34	42	76	
Lead Changes	3		Second Chance	17	10	NEB	23	27	50
Times Tied	1		Fast Breaks	12	2				
Time with Lead	36:03	01:42	Bench	25	20				

GAME 19 NEBRASKA 63, OHIO STATE 60



Official Basketball Box Score - Final
Ohio St. at Nebraska
 01/18/23 Pinnacle Bank Arena, Lincoln
 Nebraska vs. Ohio State

Game Time: 6:01 PM
 Game Duration: 2:05
 Attendance: 12,918

Officials: D.J. Carstensen, Don Daly, Chad Barlow

NO. Name	Min	FG			3P			FT			Rebounds		Fouls		TP	AS	TO	ST	Blocks		+/-	
		M/A	M/A	M/A	M/A	M/A	M/A	OR	DR	PF	FD	BS	BA									
10 Bryce Sensabaugh	F 24:14	6-16	3-7	3-4	1	9	10	5	3	18	0	1	1	0	0	0	0	0	0	0	0	-8
14 Justice Sueling	F 28:57	1-6	0-0	2-4	2	2	4	4	2	4	4	0	4	0	0	1	4	0	0	0	0	0
23 Zed Key	F 29:23	4-10	0-0	3-5	3	7	10	1	6	11	0	0	1	3	2	7	0	0	0	0	0	-7
22 Bruce Thornton	G 32:42	1-6	0-2	0-0	0	3	3	1	1	2	2	1	1	0	0	0	0	0	0	0	0	-3
4 Sean McNeil	G 31:45	4-10	2-7	3-6	0	3	2	2	13	2	2	0	0	0	0	0	0	0	0	0	0	-1
0 Tanner Holden	19:53	1-3	0-1	4-4	0	1	0	3	6	0	0	1	2	0	0	0	0	0	0	0	0	-3
3 Eugene Brown III	06:33	0-0	0-0	0-0	0	1	1	0	0	0	0	0	0	0	0	0	0	0	0	0	0	2
13 Isaac Likelele	13:08	2-3	0-0	0-0	0	2	2	0	4	1	1	1	1	0	0	0	0	0	0	0	0	2
34 Felix Okpara	05:07	0-0	0-0	0-0	0	1	1	0	0	0	0	0	0	0	0	0	0	0	0	0	0	-2
1 Roddy Gayle Jr.	08:18	1-2	0-0	0-0	0	1	1	0	0	2	0	1	0	0	0	0	0	0	0	0	0	-3
Team					0	2	2	0	0	0	0	0	0	0	0	0	0	0	0	0	0	0
Totals		20-56	5-17	15-23	6	32	38	16	17	60	9	11	6	5	3	3	0	0	0	0	0	0

Technical Fouls: NONE

NO. Name	Min	FG			3P			FT			Rebounds		Fouls		TP	AS	TO	ST	Blocks		+/-	
		M/A	M/A	M/A	M/A	M/A	M/A	OR	DR	PF	FD	BS	BA									
13 Derrick Walker	F 22:31	4-8	0-0	0-0	1	9	10	5	1	8	4	4	0	1	1	7	0	0	0	0	0	0
5 Sam Griesel	G 32:30	4-9	2-3	5-8	0	7	7	2	6	15	3	2	1	1	1	1	1	1	1	0	0	0
12 Denim Dawson	G 29:53	3-4	1-1	0-0	2	6	8	2	1	7	0	1	1	0	0	4	0	0	0	0	0	0
25 Emmanuel Bandoumel	G 31:02	2-9	0-4	2-2	0	3	3	0	2	6	4	2	3	0	0	6	0	0	0	0	0	0
30 Keisei Tomianga	G 23:48	4-12	1-6	2-3	0	1	3	1	3	11	0	0	0	0	0	2	6	0	0	0	0	0
0 C.J. Wilcher	20:06	2-8	1-4	1-2	1	3	4	1	1	6	0	1	0	0	0	1	2	0	0	0	0	0
10 Jamarques Lawrence	18:40	2-3	1-2	0-0	0	4	4	0	1	5	0	2	0	0	0	0	0	0	0	0	0	0
32 Wilhelm Breidenbach	16:27	1-2	0-1	1-2	0	0	0	4	1	3	0	1	0	0	0	0	0	0	0	0	0	0
33 Oleg Kojenets	05:03	1-1	0-0	0-0	0	0	0	0	0	2	0	0	0	0	0	0	0	0	0	0	0	0
Team					0	2	2	0	0	0	0	0	0	0	0	0	0	0	0	0	0	0
Totals		23-56	6-21	11-17	4	35	39	17	16	63	11	13	5	3	5	3	0	0	0	0	0	0

Technical Fouls: Team 2nd 12:32

Biggest lead	OSU		NEB		Points from Turnovers	OSU	NEB	Period by Period Scoring	
	5 (2 nd 16:10)	5 (1 st 4:28)	16	32					1st
Best Scoring Run	7 (1 st 1:46)	8 (2 nd 5:14)	32	24	OSU	22	38	60	
Lead Changes	13		Second Chance	5	0	NEB	21	42	63
Times Tied	8		Fast Breaks	3	8				
Time with Lead	08:33	26:35	Bench	12</					

2023-24 NEBRASKA BASKETBALL

2022-23 SEASON BOXSCORES



GAME 21 NORTHWESTERN 78, NEBRASKA 63



Official Basketball Box Score - Final
Northwestern at Nebraska
 01/25/23 Pinnacle Bank Arena, Lincoln
 Nebraska vs. Northwestern

Game Time: 6:01 PM
 Game Duration: 1:49
 Attendance: 13,255

Officials: D.J. Carstensen, Kevin Bill, Lewis Gantson

Northwestern - 78

NO. Name	Min	FG			Rebounds			Fouls			TP	AS	TO	ST	Blocks			+/-
		M-A	M-A	M-A	OR	DR	TOT	PF	FF	FD					BS	BA	BB	
31 Robbie Beran	F 24:04	0-3	0-3	0-0	0	3	3	0	0	3	0	1	0	0	0	0	0	24
34 Matthew Nicholson	G 20:27	3-3	0-0	0-0	1	4	5	1	2	8	1	1	0	2	0	0	8	
0 Boo Bule	G 35:41	5-9	3-5	4-4	1	4	5	2	17	2	2	0	0	0	0	0	9	
1 Chase Audge	G 34:00	6-11	1-4	2-2	2	4	6	2	4	15	4	5	2	0	0	0	19	
3 Ty Berry	G 33:10	10-17	6-12	0-0	0	3	3	1	26	2	1	2	0	0	0	12		
13 Brooks Barnhizer	23:51	2-8	1-2	1-2	2	6	8	2	2	6	2	1	1	1	1	2		
10 Tydus Verhoeven	18:11	1-2	0-0	0-0	1	1	2	2	0	2	1	0	1	0	1	5		
2 Nick Martinelli	10:36	2-3	0-0	0-0	0	1	1	0	4	0	2	1	0	0	0	4		
Team					0	2	2	0	0									
Totals	29:56	11-30	9-12	9-12	9	26	35	13	11	78	15	15	8	3	2	15		

Record: 14-5 (3-3)

Technical Fouls: NONE

Shooting By Period	
1st FG%	17-31 54.8%
3PT%	1-2 50%
FT%	12-25 48.0%
2nd FG%	12-25 48.0%
3PT%	3-15 20.0%
FT%	8-10 80%
GM FG%	29-56 51.8%
3PT%	11-30 36.7%
FT%	9-12 75.0%

Dead Ball Rebounds: 3.0

Nebraska - 63

NO. Name	Min	FG			Rebounds			Fouls			TP	AS	TO	ST	Blocks			+/-
		M-A	M-A	M-A	OR	DR	TOT	PF	FF	FD					BS	BA	BB	
13 Derrick Walker	F 28:58	3-6	0-0	1-2	0	4	4	1	2	7	4	5	1	0	0	-12		
5 Sam Griesel	G 33:21	3-5	0-1	2-4	1	4	5	4	4	8	3	4	1	1	-19			
10 Jamarques Lawrence	G 33:04	4-9	4-8	0-0	2	2	2	2	12	3	1	0	0	0	-18			
12 Denim Dawson	G 21:03	2-4	1-1	0-0	1	1	2	0	5	0	2	0	1	1	-1			
30 Keisel Tominaga	G 33:17	9-17	3-9	1-2	0	1	1	0	3	22	2	1	1	0	-16			
0 C.J. Wilcher	18:58	1-3	1-3	0-0	1	1	0	0	3	0	1	0	0	0	-14			
32 Wilhelm Breidenbach	11:36	0-4	0-0	0-0	0	0	0	0	1	1	2	1	0	0	-6			
1 Sam Holberg	17:50	3-5	0-2	0-0	2	4	6	0	1	6	1	0	0	0	11			
33 Oleg Kojenets	01:08	0-0	0-0	0-0	0	0	0	0	0	0	0	0	0	0	-2			
24 Jeff Grace	00:44	0-0	0-0	0-0	0	1	1	0	0	0	0	0	0	0	0			
Team					0	1	1	0	0									
Totals	25:53	9-25	4-8	5-18	23	11	13	63	14	16	7	2	3	-15				

Record: 10-11 (3-7)

Technical Fouls: NONE

Shooting By Period	
1st FG%	12-24 50.0%
3PT%	5-10 50.0%
FT%	1-2 50%
2nd FG%	13-29 44.8%
3PT%	4-15 26.7%
FT%	3-6 50%
GM FG%	25-53 47.2%
3PT%	9-25 36.0%
FT%	4-8 50.0%

Dead Ball Rebounds: 1.0

Illinois - 72

NO. Name	Min	FG			Rebounds			Fouls			TP	AS	TO	ST	Blocks			+/-
		M-A	M-A	M-A	OR	DR	TOT	PF	FF	FD					BS	BA	BB	
23 Derrick Walker	F 22:48	4-6	0-0	0-0	0	6	6	5	1	8	4	6	1	0	1	10		
1 Sam Holberg	G 10:45	0-1	0-0	0-0	0	1	1	0	0	0	1	0	0	0	2			
5 Sam Griesel	G 35:50	7-17	2-5	5-6	0	6	6	4	8	21	2	3	0	0	-28			
10 Jamarques Lawrence	G 23:10	2-6	1-5	0-0	1	1	2	4	0	5	0	2	0	0	-14			
12 Denim Dawson	G 30:43	0-4	0-1	2-2	3	5	2	1	2	1	3	0	1	1	0			
30 Keisel Tominaga	29:39	4-7	3-4	0-0	0	0	0	1	11	1	1	3	0	0	-12			
0 C.J. Wilcher	25:50	3-7	2-4	0-0	0	1	1	3	1	8	1	3	1	0	-7			
32 Wilhelm Breidenbach	10:23	0-2	0-1	0-0	0	2	2	0	0	0	0	0	0	0	-19			
15 Blaise Kelta	10:52	0-0	0-0	1-2	0	4	4	1	2	1	0	0	0	1	-12			
Team					0	2	2	0	0									
Totals	20:50	8-20	8-10	3-26	29	20	14	56	9	19	5	2	4	-16				

Record: 10-13 (3-9)

Technical Fouls: NONE

Biggest lead

Best Scoring Run

Lead Changes

Times Tied

Time with Lead

NOR

NEB

Points from Turnovers

Paint

Second Chance

Fast Breaks

Bench

Period by Period Scoring

1st 2nd TOT

NOR 43 35 78

NEB 30 33 63

GAME 22 MARYLAND 82, NEBRASKA 73



Official Basketball Box Score - Final
Nebraska at Maryland
 01/25/23 MNTV Center, College Park
 2022-23 Men's Basketball

Game Time: 4:30 PM
 Game Duration: 1:55
 Attendance: 15,864

Officials: Paul Scott, Bill Ek, Edwin Young

Nebraska - 63

NO. Name	Min	FG			Rebounds			Fouls			TP	AS	TO	ST	Blocks			+/-
		M-A	M-A	M-A	OR	DR	TOT	PF	FF	FD					BS	BA	BB	
13 Derrick Walker	F 30:11	8-12	0-0	0-2	0	8	8	0	4	16	2	5	1	0	1	-16		
5 Sam Griesel	G 32:25	2-4	0-0	4-4	0	4	4	1	5	8	6	1	1	1	2	-16		
12 Denim Dawson	G 22:15	3-4	1-2	0-0	0	0	0	3	1	7	3	2	0	0	-9			
30 Keisel Tominaga	G 23:28	2-6	0-2	0-0	0	1	1	4	1	4	0	1	0	0	-18			
0 C.J. Wilcher	G 21:42	1-3	1-3	0-0	0	2	2	3	1	3	0	2	0	0	-13			
0 C.J. Wilcher	23:53	1-5	0-2	2-3	0	1	1	3	1	4	3	0	0	0	-11			
32 Wilhelm Breidenbach	11:48	1-2	1-2	0-0	0	3	3	1	0	3	1	1	0	0	-8			
1 Sam Holberg	25:55	6-8	3-3	0-0	1	2	3	2	0	15	0	1	0	0	-3			
33 Oleg Kojenets	06:43	0-1	0-0	3-4	1	0	1	2	3	0	1	0	0	0	1			
24 Jeff Grace	01:40	0-0	0-0	0-2	0	0	0	1	0	0	1	1	0	0	-2			
Team					2	0	2	0	0									
Totals	24:45	6-14	9-15	4-21	25	18	16	63	15	15	3	1	4	-19				

Record: 10-12 (3-8)

Technical Fouls: Wilcher 2nd, 641

Shooting By Period	
1st FG%	13-26 50.0%
3PT%	0-1 0%
FT%	9-14 64.3%
2nd FG%	11-19 57.9%
3PT%	2-3 66.7%
FT%	9-14 64.3%
GM FG%	24-45 53.3%
3PT%	6-14 42.9%
FT%	9-15 60.0%

Dead Ball Rebounds: 2.0

Maryland - 82

NO. Name	Min	FG			Rebounds			Fouls			TP	AS	TO	ST	Blocks			+/-
		M-A	M-A	M-A	OR	DR	TOT	PF	FF	FD					BS	BA	BB	
10 Julian Reese	F 13:56	4-6	0-0	0-2	3	2	5	4	3	8	0	2	0	0	0	1		
24 Donta Scott	F 34:40	4-14	2-7	2-2	2	4	6	0	1	12	2	1	0	1	1	19		
0 Donald Carey	G 28:41	5-8	4-4	2-2	0	0	0	1	1	16	1	0	0	0	0			
1 Jahmir Young	G 30:32	4-9	1-3	9-9	0	3	3	0	5	18	7	2	0	0	19			
13 Hakim Hart	G 31:28	2-7	0-4	7-7	2	2	4	2	4	11	5	1	0	0	0			
15 Patrick Emilian	25:26	3-4	0-1	4-4	3	4	7	3	2	10	0	0	1	1	0			
2 Ian Martinez	11:19	0-3	0-1	0-0	0	1	1	2	1	0	0	0	0	0	0			
2 Jahron Long	09:28	2-2	1-1	0-0	0	0	0	1	0	5	1	0	0	0	0			
11 Noah Batchelor	08:09	0-2	0-2	0-0	0	2	2	1	0	0	0	1	0	0	0			
20 Ike Cormish	04:25	1-1	0-0	0-0	0	0	0	1	0	2	0	0	0	0	0			
35 Cadum Swanton-Rodger	01:56	0-0	0-0	0-0	0	2	2	1	0	0	0	0	0	0	1			
Team					1	0	1	0	0									
Totals	25:56	8-23	24-26	11	20	31	16	17	82	16	10	8	4	1	19			

Record: 14-7 (5-5)

Technical Fouls: Scott 1st, 43

2023-24 NEBRASKA BASKETBALL

2022-23 SEASON BOXSCORES

GAME 25 MICHIGAN 93, NEBRASKA 72



Official Basketball Box Score - Final
Nebraska at Michigan
 02/08/23 Crater Center, Ann Arbor
 2022-23 Men's Basketball

Game Time: 6:30 PM
 Game Duration: 1:55
 Attendance: 11,889

Officials: Brian Dorsey, Chris Beaver, Brian McNitt

NO.	Name	Min	FG			Rebounds			Fouls			TP	AS	TO	ST	Blocks		+/-
			M/A	3P/A	FT/A	OR	DR	TOT	PF	FD	BS					BA		
13	Derrick Walker	F 32:02	7-14	0-0	1-4	1	6	7	1	4	15	8	1	1	0	2	-23	
5	Sam Griesel	G 33:31	3-8	0-2	3-5	0	3	3	0	3	9	2	2	0	1	-17		
10	Jamarques Lawrence	G 23:48	0-4	0-2	3-4	1	2	3	4	2	3	1	3	1	0	-20		
12	Denim Dawson	G 18:54	1-2	0-0	0-0	0	0	0	1	1	2	0	0	1	0	-18		
30	Keisel Tominağa	G 36:02	10-16	4-8	0-1	1	1	2	1	3	24	2	0	0	0	-23		
0	C.J. Wilcher	19:53	3-8	1-5	0-0	0	2	2	5	2	7	1	1	0	0	-8		
1	Sam Holberg	18:45	2-2	1-1	0-0	0	0	0	0	0	5	1	0	1	0	-6		
15	Blaise Keita	01:47	0-1	0-0	0-0	0	0	0	0	0	0	1	0	0	0	-3		
32	Wilhelm Breidenbach	11:50	2-3	1-2	0-1	1	3	4	1	3	5	0	0	0	0	11		
33	Oleg Kojenets	02:33	0-0	0-0	0-0	0	0	0	0	0	0	0	0	0	0	0		
24	Jeff Grace	00:55	0-0	0-0	2-2	0	1	1	0	1	2	0	0	0	0	2		
Team						1			0			0						
Totals			29:58	17:20	9:17	5	18	23	13	19	72	15	8	4	1	5	-21	

Shooting By Period		
1st FG%	5-8	62.5%
3PT%	5-8	62.5%
2nd FG%	16-32	50.0%
3PT%	2-12	16.7%
FT%	4-9	44.4%
GM FG%	29-58	48.3%
3PT%	7-20	35.0%
FT%	9-17	52.9%

Dead Ball Rebounds: 4, 1

Technical Fouls: NONE

NO.	Name	Min	FG			Rebounds			Fouls			TP	AS	TO	ST	Blocks		+/-
			M/A	3P/A	FT/A	OR	DR	TOT	PF	FD	BS					BA		
5	Terrance Williams II	F 27:57	4-5	1-1	1-2	0	5	5	4	1	10	2	1	0	0	0	15	
1	Hunter Dickinson	C 27:30	6-7	1-1	3-4	1	4	5	0	4	16	2	2	0	1	0	21	
0	Dug McDaniel	G 31:50	5-7	2-2	2-2	0	0	0	1	1	14	4	4	0	0	0	19	
2	Kobe Bufkin	G 29:46	6-11	0-2	1-1	3	4	7	3	1	13	5	4	0	0	0	17	
13	Jett Howard	G 31:02	7-17	6-14	2-2	0	1	1	2	2	22	1	1	0	1	0	15	
15	Joey Baker	18:29	4-7	3-5	0-0	0	2	2	1	1	11	0	0	0	0	6		
32	Tarris Reed Jr.	11:11	1-3	0-0	2-2	0	5	5	4	2	4	0	1	1	3	1		
42	Will Tschetter	11:32	0-0	0-0	0-0	1	0	1	1	0	1	0	1	0	0	0		
25	Jace Howard	08:53	1-2	1-1	0-0	0	0	0	0	3	1	0	0	0	0	6		
34	Jackson Selvala	00:55	0-0	0-0	0-0	0	0	0	0	0	0	0	0	0	0	-2		
45	Cooper Smith	00:55	0-0	0-0	0-0	0	0	0	0	0	0	0	0	0	0	-2		
Team						1			3			4						
Totals			34:59	14:26	11:13	6	29	35	19	13	93	16	13	1	5	1	21	

Shooting By Period		
1st FG%	17-25	68.0%
3PT%	8-14	57.1%
FT%	4-5	80%
2nd FG%	17-34	50.0%
3PT%	6-12	50.0%
FT%	7-8	87.5%
GM FG%	34-59	57.6%
3PT%	14-26	53.8%
FT%	11-13	84.6%

Dead Ball Rebounds: 2, 0

Technical Fouls: NONE

Biggest lead	Neb		Mich		Points from Turnovers	Neb	Mich	Period by Period Scoring								
	1st	2nd	TOT	1st					2nd	TOT						
Best Scoring Run	2 (1st 18:07)	24 (1st 6:58)	16	12	Paint	42	26	<table border="1"> <tr> <th>WS</th> <th>NEB</th> <th>MD</th> <th>NEB</th> </tr> <tr> <td>35</td> <td>26</td> <td>2</td> <td>63</td> </tr> </table>	WS	NEB	MD	NEB	35	26	2	63
WS	NEB	MD	NEB													
35	26	2	63													
Lead Changes	11 (2nd 8:34)	14 (1st 11:52)	5	9	Second Chance	7	10									
Times Tied	1	1	7	10	Fast Breaks	5	10									
Time with Lead	01:58	37:08	19	18	Bench	46	93									

GAME 27 NEBRASKA 82, RUTGERS 72



Official Basketball Box Score - Final
Nebraska at Rutgers
 02/14/23 Jersey Mike's Arena, Piscataway
 2022-23 Men's Basketball

Game Time: 6:00 PM
 Game Duration: 1:51
 Attendance: 8,000

Officials: Paul Szecel, Brian Dorsey, Eric Curry

NO.	Name	Min	FG			Rebounds			Fouls			TP	AS	TO	ST	Blocks		+/-
			M/A	3P/A	FT/A	OR	DR	TOT	PF	FD	BS					BA		
13	Derrick Walker	F 34:57	8-10	0-0	0-0	2	1	3	2	1	16	1	2	0	1	1	14	
0	C.J. Wilcher	G 31:51	6-11	5-9	0-0	4	4	4	0	17	4	3	1	0	1	9		
5	Sam Griesel	G 35:32	5-6	0-0	2-2	0	11	11	1	3	12	5	1	1	0	1	7	
10	Jamarques Lawrence	G 27:43	2-6	1-6	0-2	0	4	4	0	3	5	3	1	1	1	2		
30	Keisel Tominağa	G 32:28	8-15	4-9	2-3	1	0	1	2	5	22	1	1	1	1	8		
15	Blaise Keita	04:05	0-0	0-0	0-0	0	0	0	0	0	1	0	0	0	0	-2		
1	Sam Holberg	23:38	2-3	1-2	2-2	0	2	2	2	1	7	1	2	1	1	0		
32	Wilhelm Breidenbach	09:46	1-2	1-2	0-0	0	0	0	0	3	3	0	0	0	1	1		
Team						1			4			5						
Totals			32:55	12:28	6:9	4	26	30	14	13	82	16	14	5	5	6	10	

Shooting By Period		
1st FG%	17-26	65.4%
3PT%	6-14	42.9%
FT%	0-1	0%
2nd FG%	15-29	51.7%
3PT%	6-14	42.9%
FT%	6-8	75%
GM FG%	32-55	58.2%
3PT%	12-28	42.9%
FT%	6-9	66.7%

Dead Ball Rebounds: 0, 0

Technical Fouls: NONE

NO.	Name	Min	FG			Rebounds			Fouls			TP	AS	TO	ST	Blocks		+/-
			M/A	3P/A	FT/A	OR	DR	TOT	PF	FD	BS					BA		
5	Aundre Hyatt	F 29:40	8-18	5-11	3-4	0	3	3	1	2	24	1	2	0	0	2	-8	
11	Ciflorid Omoruyi	C 34:50	5-7	0-0	3-6	6	6	12	3	5	13	0	3	0	5	0	-2	
4	Paul Mulcahy	G 35:37	1-3	0-1	0-1	0	2	2	5	3	12	3	1	0	1	-3		
10	Cam Spencer	G 34:33	3-11	2-6	0-0	2	5	7	1	8	3	1	1	1	-5			
22	Caleb McConnell	G 33:27	5-12	0-2	2-3	2	6	8	2	1	18	2	2	4	0	-11		
0	Derek Simpson	18:57	5-7	0-0	0-0	1	0	1	0	10	0	1	0	1	-12			
21	Dean Reiber	03:33	1-1	1-1	0-0	0	0	0	0	3	0	0	0	0	-4			
1	Oskar Palmquist	02:57	0-2	0-2	0-0	0	0	0	0	0	0	0	0	0	0	-1		
13	Antwone Woolfoik	01:37	0-0	0-0	0-0	0	0	0	0	0	0	0	0	0	-4			
2	Jalen Miller	04:49	0-0	0-0	0-0	0	0	0	0	0	0	0	0	0	-2			
Team						0			0			0						
Totals			28:61	8:23	8:14	11	22	33	13	14	72	18	11	7	6	5	-10	

Shooting By Period		
1st FG%	15-32	46.9%
3PT%	4-11	36.4%
FT%	1-2	50%
2nd FG%	13-29	44.8%
3PT%	4-12	33.3%
FT%	7-12	58.3%
GM FG%	28-61	45.9%
3PT%	8-23	34.8%
FT%	8-14	57.1%

Dead Ball Rebounds: 2, 0

Technical Fouls: NONE

Biggest lead	NEB		RUTG		Points from Turnovers	Neb	RUTG	Period by Period Scoring						
	1st	2nd	TOT	1st					2nd	TOT				
Best Scoring Run	13 (2nd 2:02)	6 (1st 18:04)	16	14	Paint	40	32	<table border="1"> <tr> <th>NEB</th> <th>MD</th> <th>NEB</th> </tr> <tr> <td>40</td> <td>42</td> <td>82</td> </tr> </table>	NEB	MD	NEB	40	42	82
NEB	MD	NEB												
40	42	82												
Lead Changes	7	7	7	10	Second Chance	7	10							
Times Tied	4	4	12	14	Fast Breaks	10	13							
Time with Lead	22:44	13:07	10	13	Bench	35	37							

GAME 26 NEBRASKA 73, WISCONSIN 63 (OT)



Official Basketball Box Score - Final
Wisconsin at Nebraska
 02/11/23 Pinnacle Bank Arena, Lincoln
 Nebraska vs. Wisconsin

Game Time: 3:12 PM
 Game Duration: 2:10
 Attendance: 14,811

Officials: DJ Carstensen, John Floyd, Lewis Garrison

NO.	Name	Min	FG			Rebounds			Fouls			TP	AS	TO	ST	Blocks		+/-
			M/A	3P/A	FT/A	OR	DR	TOT	PF	FD	BS					BA		
5	Tyler Wahl	F 39:40	1-6	0-0	4-6	2	5	7	5	7	6	5	5	1	0	0	5	
22	Steven Crowl	F 40:06	4-13	0-2	0-0	2	7	9	1	2	8	1	1	1	2	-4		
3	Connor Essagian	G 39:15	5-14	3-10	0-0	3	5	8	2	1	13	1	1	0	0	-18		
11	Max Klesmit	G 35:00	5-10	2-5	0-0	0	2	2	5</									



GAME 29 NEBRASKA 78, MINNESOTA 67



Official Basketball Box Score - Final
Minnesota at Nebraska
02/25/23 Pinnacle Bank Arena, Lincoln
Nebraska vs. Minnesota

Game Time: 2:31 PM
Game Duration: 1:55
Attendance: 15,489

Officials: Steve Munkins, Brandon Cruz, Brian Minkut

Minnesota - 67

Record: 7-20 (1-16)

NO.	Name	Min	FG		3P		FT		Rebounds		Fouls		TP	AS	TO	ST	Blocks		+/-	
			M/A	A	M/A	A	OR	DR	PF	FD	BS	BA								
1	Joshua Ola-Joseph	F	26:47	3-5	0-1	0-0	1-0	1-0	1-0	1-0	1-0	3-0	6	2	0	0	1	1	0	-10
3	Dawson Garcia	F	33:01	5-15	0-2	1-1	1-13	14	2	3	11	2	3	1	3	0	0	0	-8	
10	Jamison Battle	F	38:15	4-14	4-10	0-0	1-4	5	3	2	12	1	6	0	2	1	0	0	-11	
24	Jaden Henley	G	26:08	3-7	1-2	4-4	0-0	0-0	1	3	11	1	2	1	0	0	0	0	-7	
55	Talton Cooper	G	39:30	3-9	2-6	4-4	3-1	4	4	2	12	6	6	1	0	0	0	0	-9	
4	Braeden Carrington	G	12:02	1-3	1-3	0-0	0-1	1	1	0	3	1	0	0	0	0	0	0	-3	
21	Pharrel Payne	G	21:33	4-5	0-0	2-2	2-7	9	2	3	10	0	2	1	0	0	0	0	-3	
25	Will Ramberg	G	05:44	1-1	0-0	0-0	0-1	1	0	0	2	0	0	0	0	0	0	0	-4	
Team																				
Totals			24-59	8-24	11-11	9	28	37	16	13	67	13	19	5	6	1	-11			

Shooting By Period	
1st FG%	12-33 36.4%
3PT%	3-13 23.1%
FT%	0-0 0%
2nd FG%	12-26 46.2%
3PT%	5-11 45.5%
FT%	11-11 100%
GM FG%	24-59 40.7%
3PT%	8-24 33.3%
FT%	11-11 100.0%

Dead Ball Rebounds: 0.0

Nebraska - 78

Record: 15-14 (8-10)

NO.	Name	Min	FG		3P		FT		Rebounds		Fouls		TP	AS	TO	ST	Blocks		+/-
			M/A	A	M/A	A	OR	DR	PF	FD	BS	BA							
13	Derrick Walker	F	33:49	4-12	0-0	2-3	1-6	7	3	3	10	4	3	2	1	3	8		
0	C.J. Wilcher	G	27:22	5-9	0-3	2-2	1-5	6	1	1	12	2	1	1	0	1	7		
5	Sam Griesel	G	33:44	8-16	1-2	2-3	1-3	4	0	2	19	1	4	1	0	2	11		
10	Jamarques Lawrence	G	30:08	4-9	2-6	1-6	0-3	3	3	1	11	0	0	1	0	0	0	7	
30	Keisel Tominaga	G	30:57	4-8	1-3	2-2	0-2	2	1	1	11	0	0	0	4	0	0	7	
1	Sam Holberg	G	22:08	3-5	0-1	5-5	1-5	6	1	4	11	0	1	2	0	0	0	5	
32	Wilhelm Breidenbach	G	13:03	2-2	0-0	0-0	2-1	3	1	1	4	0	0	1	0	0	0	5	
33	Oleg Kojenets	G	06:11	0-0	0-0	0-0	0-0	0	0	3	1	0	0	0	0	0	0	3	
12	Denim Dawson	G	02:38	0-0	0-0	0-0	0-1	1	2	0	0	0	0	1	0	0	0	2	
Team																			
Totals			30-61	4-15	14-21	6	26	32	13	16	78	7	10	13	1	6	11		

Shooting By Period	
1st FG%	16-30 53.3%
3PT%	2-7 28.6%
FT%	3-7 42.9%
2nd FG%	14-31 45.2%
3PT%	2-8 25.0%
FT%	11-14 78.6%
GM FG%	30-61 49.2%
3PT%	4-15 26.7%
FT%	14-21 66.7%

Dead Ball Rebounds: 4.0

	MIN	NEB
Biggest lead	0 (1 st 20:00)	14 (2 nd 11:04)
Best Scoring Run	6 (2 nd 9:48)	7 (1 st 14:39)
Lead Changes	0	
Times Tied	1	
Time with Lead	00:00	38:07

Points from	MIN		NEB	
	1st	2nd	TOT	TOT
Turnovers	5	21		
Paint	26	46		
Second Chance	11	6		
Fast Breaks	2	10		
Bench	15	15		

GAME 30 MICHIGAN STATE 80, NEBRASKA 67



Official Basketball Box Score - Final
Michigan St. at Nebraska
02/28/23 Pinnacle Bank Arena, Lincoln
Nebraska vs. Michigan State

Game Time: 8:01 PM
Game Duration: 1:58
Attendance: 15,020

Officials: Paul Szek, Bill Ek, Larry Scroto

Michigan St. - 80

Record: 18-11 (10-9)

NO.	Name	Min	FG		3P		FT		Rebounds		Fouls		TP	AS	TO	ST	Blocks		+/-
			M/A	A	M/A	A	OR	DR	PF	FD	BS	BA							
10	Joey Hauser	F	32:21	7-15	6-11	0-0	1-6	7	2	2	20	2	1	0	0	0	0	20	
22	Mady Sissoko	C	22:00	1-1	0-0	0-0	4-3	7	3	2	2	0	2	0	1	0	0	10	
2	Tyson Walker	G	36:50	6-13	3-4	4-6	2-3	5	3	4	19	2	3	1	0	0	0	23	
3	Jaden Atkins	G	28:59	6-14	5-9	0-0	0-1	1	1	1	17	0	1	1	0	0	0	7	
11	A.J. Hoggard	G	33:39	4-11	0-1	2-2	0-3	3	1	3	10	14	1	1	0	0	2	21	
25	Malik Hall	G	22:46	3-8	2-4	0-0	0-3	3	1	8	1	1	1	1	0	0	0	4	
0	Jaxon Kohler	G	14:34	2-2	0-0	0-0	2-2	4	1	0	4	0	0	0	1	2	0	8	
1	Pierre Brooks	G	03:45	0-0	0-0	0-0	0-0	0	0	0	0	0	0	0	0	0	0	-11	
5	Tre Holloman	G	03:51	0-0	0-0	0-0	0-0	0	0	0	1	0	0	0	0	0	0	-7	
13	Steven Izzo	G	00:25	0-0	0-0	0-0	0-0	0	0	0	0	0	0	0	0	0	0	-2	
14	Davis Smith	G	00:25	0-0	0-0	0-0	0-0	0	0	0	0	0	0	0	0	0	0	-4	
43	Jason Whitens	G	00:25	0-0	0-0	0-0	0-0	0	0	0	0	0	0	0	0	0	0	-4	
Team																			
Totals			29-64	16-29	6-7	12	22	34	16	14	80	19	10	5	3	2	13		

Shooting By Period	
1st FG%	10-36 27.8%
3PT%	4-12 33.3%
FT%	2-2 100%
2nd FG%	19-28 67.9%
3PT%	12-17 70.6%
FT%	4-5 80%
GM FG%	29-64 45.3%
3PT%	16-29 55.2%
FT%	6-7 85.7%

Dead Ball Rebounds: 1.0

Nebraska - 67

Record: 15-15 (8-11)

NO.	Name	Min	FG		3P		FT		Rebounds		Fouls		TP	AS	TO	ST	Blocks		+/-
			M/A	A	M/A	A	OR	DR	PF	FD	BS	BA							
13	Derrick Walker	F	33:03	6-9	0-0	1-1	2-3	5	1	2	13	3	3	0	2	1	-22		
0	C.J. Wilcher	G	20:50	1-5	0-3	0-0	0-1	1	4	1	4	1	2	3	1	0	0	-7	
5	Sam Griesel	G	37:39	4-9	2-6	2-5	0-8	8	2	5	12	3	5	0	1	-21			
10	Jamarques Lawrence	G	33:23	7-10	1-4	0-0	1-3	4	4	1	15	3	2	1	0	0	-12		
10	Jamarques Lawrence	G	30:25	7-11	4-8	2-3	0-2	2	2	0	4	20	0	0	0	0	-12		
32	Wilhelm Breidenbach	G	14:05	0-0	0-0	0-0	0-1	1	1	0	0	0	0	0	0	0	-9		
1	Sam Holberg	G	23:13	0-4	0-2	5-6	0-4	2	3	5	0	1	1	0	1	5			
33	Oleg Kojenets	G	06:57	0-1	0-0	0-0	0-1	1	0	0	0	0	0	0	0	0	0	-9	
24	Jeff Grace	G	00:25	0-0	0-0	0-0	0-0	0	0	0	0	0	0	0	0	0	0	-4	
Team																			
Totals			25-49	7-23	10-15	4	23	27	14	16	67	11	14	3	2	3	13		

Shooting By Period	
1st FG%	15-26 57.7%
3PT%	4-11 36.4%
FT%	4-7 57.1%
2nd FG%	10-23 43.5%
3PT%	3-12 25.0%
FT%	6-6 75%
GM FG%	25-49 51.0%
3PT%	7-23 30.4%
FT%	10-15 66.7%

Dead Ball Rebounds: 3.0

	MSU	NEB
Biggest lead	17 (2 nd 0:32)	15 (1 st 6:30)
Best Scoring Run	11 (2 nd 7:26)	9 (1 st 9:10)
Lead Changes	2	
Times Tied	1	
Time with Lead	10:10	28:51

Points from	MSU		NEB	
	1st	2nd	TOT	TOT
Turnovers	20	12		
Paint	14	30		
Second Chance	16	3		
Fast Breaks	2	6		
Bench	12	5		



Blaise Keita had 11 rebounds in 23 minutes off the bench in Nebraska's comeback win over Wisconsin on Feb. 11.

2023-24 NEBRASKA BASKETBALL

2022-23 SEASON BOXSCORES



Jamarques Lawrence finished the season with four straight double-figure efforts, including 12 points against Minnesota in the Big Ten Tournament.

GAME 31 NEBRASKA 81, IOWA 77

Official Basketball Box Score - Final
Nebraska at Iowa
 03/05/23 Carver-Hawkeye Arena, Iowa City, Iowa
 2022-23 Men's Basketball
 Game Time: 2:07 PM
 Game Duration: 1:50
 Attendance: 15,056
 Officials: DJ Carstensen, Kelly Pfeifer, Larry Sciroto

Nebraska - 81													Record: 16-15 (9-11)																	
NO.	Name	Min	FG	3P	FT	Rebounds	Fouls	TP	AS	TO	ST	Blocks	+	-	Shooting By Period															
			M-A	M-A	M-A	OR DR TOT	PF	FD				BS	BA	+	1st	2nd	3rd													
13	Derrick Walker	F	37:03	3-6	0-0	3-3	11	12	4	2	3	6	3	0	1	0	14	1st FG% 16-28 57.1%												
10	C.J. Wilcher	G	30:13	5-7	2-4	0	5	5	2	0	12	2	3	1	0	0	6	3PT% 6-14 42.9%												
5	Sam Griesel	G	34:48	6-10	3-4	1	2	6	1	3	16	3	0	0	2	0	1	FT% 1-2 50%												
10	Jamarques Lawrence	G	27:25	5-9	5-8	0	1	4	5	4	0	15	4	3	0	0	0	2nd FG% 15-25 60.0%												
30	Keisei Tominaga	G	33:31	5-9	1-4	0	2	2	2	6	9	1	0	3	0	0	0	3PT% 8-12 66.7%												
1	Sam Holberg	F	17:41	3-5	2-3	1-3	2	2	2	6	9	1	2	0	0	0	0	FT% 4-6 66.7%												
12	Denim Dawson	F	02:07	0-0	0-0	0	0	0	1	1	0	0	0	0	0	0	0	GM FG% 31-53 58.5%												
32	Wilhelm Breidenbach	F	17:12	4-7	1-3	0-0	2	2	4	1	1	9	1	1	0	0	0	FT% 5-8 62.5%												
Team													Dead Ball Rebounds: 0																	
Totals													31-53	14-26	5-8	7	30	37	17	13	81	19	15	1	3	0	4	Shooting By Period		

Iowa - 77													Record: 19-12 (11-9)																	
NO.	Name	Min	FG	3P	FT	Rebounds	Fouls	TP	AS	TO	ST	Blocks	+	-	Shooting By Period															
			M-A	M-A	M-A	OR DR TOT	PF	FD				BS	BA	+	1st	2nd	3rd													
0	Filip Rebraca	F	37:37	5-14	0-0	0-2	5	2	7	2	2	10	1	0	1	0	2	-1	1st FG% 16-37 43.2%											
24	Kris Murray	F	37:08	8-22	3-13	3-5	4	3	7	1	4	22	4	2	2	0	1	-5	3PT% 9-21 42.9%											
1	Ahron Ulis	G	13:12	0-2	0-1	0-0	0	1	1	2	0	0	0	0	0	0	0	-6	FT% 2-2 100%											
11	Tony Perkins	G	25:16	3-6	0-0	0-0	3	1	4	1	0	6	4	1	3	0	0	-10	2nd FG% 11-37 29.7%											
30	Connor McCaffery	G	36:19	1-5	1-4	5-6	2	6	8	4	7	8	9	1	3	0	0	-5	3PT% 3-16 18.8%											
22	Patrick McCaffery	F	25:20	7-14	6-10	3-4	2	2	4	1	3	23	0	2	2	0	0	-7	FT% 9-15 60%											
20	Payton Sandfort	F	22:14	3-11	2-9	0-0	2	3	5	2	1	8	0	0	1	0	0	-1	GM FG% 27-74 36.5%											
4	Josh Dix	F	02:54	0-0	0-0	0-0	0	0	0	0	0	0	0	0	0	0	0	-1	3PT% 12-37 32.4%											
Team													Dead Ball Rebounds: 2																	
Totals													27-74	12-37	11-17	21	18	39	13	17	77	18	6	12	0	3	4	Shooting By Period		

		NEB	IOWA	Points from		NEB	IOWA	Period by Period Scoring		
				1st	2nd	TOT		1st	2nd	TOT
Biggest lead	9 (1st 13:25)	7 (2nd 12:07)	10	21			NEB	39	42	81
Best Scoring Run	8 (1st 2:44)	12 (1st 10:07)	28	28			IOWA	43	34	77
Lead Changes	8									
Times Tied	7									
Time with Lead	13:42	21:01								

GAME 32 MINNESOTA 78, NEBRASKA 75

Official Basketball Box Score - Final
Minnesota at Nebraska
 03/08/23 United Center, Chicago
 2022-23 Men's Basketball
 Game Time: 8:00 PM
 Game Duration: 2:07
 Attendance: 15,405
 Officials: Paul Szek, Larry Sciroto, Kelly Pfeifer

Minnesota - 78													Record: 9-21																	
NO.	Name	Min	FG	3P	FT	Rebounds	Fouls	TP	AS	TO	ST	Blocks	+	-	Shooting By Period															
			M-A	M-A	M-A	OR DR TOT	PF	FD				BS	BA	+	1st	2nd	3rd													
1	Joshua Ola-Joseph	F	21:49	4-5	0-0	0-0	1	2	3	1	1	8	0	4	0	1	0	-2	1st FG% 15-26 57.7%											
3	Dawson Garcia	F	40:00	7-13	2-5	2-2	1	12	13	3	6	18	6	2	1	1	0	3	3PT% 5-11 45.5%											
10	Jamison Battle	F	30:59	5-13	3-10	0-0	0	8	8	5	1	13	3	1	0	1	0	5	FT% 2-4 50%											
24	Jaden Hentley	G	32:58	4-9	2-3	4-5	0	1	1	2	4	14	2	2	1	0	0	2	2nd FG% 12-26 46.2%											
55	Tal'on Cooper	G	40:00	3-7	2-4	8-10	0	2	2	1	7	16	12	3	1	2	0	3	3PT% 5-13 38.5%											
21	Pharrel Payne	F	20:45	3-3	0-0	0-3	1	3	4	3	2	6	1	1	0	1	0	3	FT% 12-16 75%											
4	Braeden Carrington	F	13:29	1-2	1-2	0-0	0	1	1	4	0	3	1	1	0	0	0	1	GM FG% 27-52 51.9%											
Team													Dead Ball Rebounds: 5																	
Totals													27-52	10-24	14-20	4	30	34	20	21	78	25	15	3	6	0	3	Shooting By Period		

Nebraska - 75													Record: 16-16																	
NO.	Name	Min	FG	3P	FT	Rebounds	Fouls	TP	AS	TO	ST	Blocks	+	-	Shooting By Period															
			M-A	M-A	M-A	OR DR TOT	PF	FD				BS	BA	+	1st	2nd	3rd													
13	Derrick Walker	F	31:42	6-12	0-0	0-3	2	2	4	3	3	12	5	2	0	0	3	0	1st FG% 12-30 40.0%											
0	C.J. Wilcher	G	28:34	3-8	1-4	1-1	0	0	0	3	2	8	2	0	2	0	1	6	3PT% 4-12 33.3%											
5	Sam Griesel	G	32:38	4-13	0-2	8-10	1	11	12	3	8	16	4	2	0	0	1	-2	FT% 5-8 62.5%											
10	Jamarques Lawrence	G	35:38	4-10	3-6	1-2	1	2	3	2	2	12	2	2	0	0	1	-1	2nd FG% 15-32 46.9%											
30	Keisei Tominaga	G	36:12	8-14	2-6	5-5	1	2	3	1	4	23	0	1	0	0	0	4	3PT% 2-7 28.6%											
1	Sam Holberg	F	18:32	1-1	0-0	0-0	0	0	0	4	0	2	1	0	2	0	0	-10	FT% 10-13 76.9%											
32	Wilhelm Breidenbach	F	11:43	1-4	0-1	0-0	1	2	3	3	0	2	1	1	0	0	0	-10	GM FG% 27-62 43.5%											
33	Oleg Kojenets	F	04:45	0-0	0-0	0-0	0	1	1	0	0	0	0	0	0	0	0	-1	3PT% 6-19 31.6%											
12	Denim Dawson	F	00:16	0-0	0-0	0-0	0	0	0	2	0	0	0	0	0	0	0	-1	FT% 15-21 71.4%											
Team													Dead Ball Rebounds: 4																	
Totals													27-62	6-19	15-21	6	22	28	21	19	75	15	8	4	0	6	3	Shooting By Period		

		MIN	NEB	Points from		MIN	NEB	Period by Period Scoring		
				1st	2nd	TOT		1st	2nd	TOT
Biggest lead	11 (2nd 15:54)	8 (1st 15:41)	9	18			MIN	37	41	78
Best Scoring Run	6 (1st 13:27)	8 (1st 15:41)	26	40			NEB	33	42	75
Lead Changes	3									
Times Tied	1									
Time with Lead	29:01	09:05								

2022-23 REVIEW

RECORDS



DAVE
HOPPEN



CAREER POINTS (TOP 60 SCORERS)

No.	Player, Seasons	G	FG-FGA (Pct.)	FT-FTA (Pct.)	Points (3pt.)	Avg.
1.	Dave Hoppen, 1983-84-85-86	111	804-1,341 (.600)	559-724 (.772)	2,167	19.5
2.	Eric Piatkowski, 1991-92-93-94	123	676-1,436 (.471)	380-489 (.777)	1,934 (202)	15.7
3.	Jerry Fort, 1973-74-75-76	105	777-1,793 (.433)	328-486 (.675)	1,882	17.9
4.	Andre Smith, 1978-79-80-81	114	673-1,148 (.586)	371-562 (.660)	1,717	15.1
5.	Aleks Maric, 2005-06-07-08	121	589-1,102 (.534)	448-679 (.660)	1,630 (4)	13.5
	Shavon Shields, 2013-14-15	121	562-1,236 (.455)	429-565 (.759)	1,630 (77)	13.5
7.	Jaron Boone, 1993-94-95-96	127	575-1,327 (.433)	274-387 (.708)	1,609 (184)	12.7
8.	Erick Strickland, 1993-94-95-96	127	535-1,219 (.439)	337-434 (.776)	1,586 (179)	12.5
9.	Tyronn Lue, 1996-97-98	99	560-1,255 (.446)	312-396 (.788)	1,577 (145)	15.9
10.	Cookie Belcher, 1997-98-99-2000-01	131	576-1,291 (.446)	255-400 (.638)	1,552 (146)	11.9
11.	Glynn Watson Jr., 2016-17-18-19	134	557-1,417 (.393)	234-295 (.793)	1,532 (184)	11.4
12.	Rich King, 1988-89-90-91	124	564-1,000 (.564)	345-510 (.676)	1,475 (2)	11.9
13.	Venson Hamilton, 1996-97-98-99	129	528-1,002 (.527)	360-590 (.610)	1,416	11.0
14.	Carl McPipe, 1976-77-78-79	104	546-1,126 (.485)	208-317 (.656)	1,300	12.5
15.	Tom Baack, 1966-67-68	75	526-1,138 (.462)	247-297 (.832)	1,299	17.3
16.	James Palmer Jr., 2018-19	69	394-986 (.400)	378-503 (.751)	1,276	18.5
17.	Stuart Lantz, 1966-67-68	75	488-1,007 (.485)	293-395 (.742)	1,269	16.9
18.	Chuck Jura, 1970-71-72	77	500-910 (.549)	255-427 (.597)	1,255	16.3
19.	Larry Florence, 1997-98-99-2000	123	496-1,150 (.431)	220-325 (.677)	1,223 (11)	9.9
20.	Jack Moore, 1979-80-81-82	105	379-830 (.457)	446-495 (.901)	1,204	11.5
21.	Brian Carr, 1984-85-86-87	123	447-942 (.475)	230-287 (.801)	1,162 (58)	9.6
22.	Brian Banks, 1976-77-78-79	110	471-986 (.478)	208-298 (.698)	1,150	10.5
23.	Terran Petteway, 2014-15	63	398-979 (.410)	307-410 (.749)	1,143 (116)	18.1
24.	Marvin Stewart, 1969-70-71	66	435-921 (.472)	268-359 (.747)	1,138	17.2
25.	Clifford Scales, 1988-89-90-91	123	441-902 (.489)	260-372 (.708)	1,136 (45)	9.2
	Carl Hayes, 1990-91-92	90	439-945 (.465)	221-360 (.614)	1,136 (37)	12.6
27.	Ryan Anderson, 2007-08-09-10	122	390-888 (.439)	160-213 (.751)	1,125 (185)	9.2
28.	Tai Webster, 2014-15-16-17	127	382-922 (.414)	273-382 (.715)	1,116 (79)	8.8
29.	Cary Cochran, 1999-2000-01-02	119	333-800 (.416)	147-164 (.896)	1,081 (268)	9.1
30.	Herschell Turner, 1958-59-60	72	371-898 (.413)	314-474 (.662)	1,056	14.7
31.	Mikki Moore, 1994-95-96-97	114	374-676 (.553)	235-359 (.655)	986 (3)	8.6
32.	Beau Reid, 1988-89-90-91	102	320-775 (.413)	250-337 (.742)	976 (86)	9.6
33.	Bob Siegel, 1974-75-76-77	101	405-973 (.416)	160-232 (.690)	970	9.6
34.	Tom Scantlebury, 1968-69-70	75	369-835 (.442)	227-303 (.749)	965	12.9
35.	Nate Branch, 1965-66-67	75	367-871 (.421)	224-320 (.700)	958	12.8
36.	Terrance Badgett, 1993-94-95-96	127	395-764 (.517)	141-229 (.616)	953 (22)	7.5
37.	Jamar Johnson, 1992-93-94	87	333-723 (.461)	166-210 (.790)	927 (95)	10.7
38.	Jason Dourisseau, 2003-04-05-06	117	330-726 (.455)	214-380 (.563)	912 (38)	7.8
39.	Jake Muhleisen, 2002-03-04-05	100	319-751 (.425)	178-241 (.739)	911 (95)	9.1
40.	John Turek, 2002-03-04-05	115	352-779 (.452)	194-358 (.545)	901 (2)	7.8
41.	Brandon Ubel, 2010-11-12-13	125	312-646 (.480)	240-299 (.803)	893 (29)	7.1
42.	Rex Ekwall, 1955-56-57	65	296-690 (.429)	288-394 (.731)	880	13.5
43.	Bruce Chubick, 1991-92-93-94	119	303-540 (.561)	264-400 (.660)	878 (8)	7.4
44.	Sek Henry, 2007-08-09-10	128	296-719 (.412)	185-284 (.651)	872 (95)	6.8
45.	Grant Simmons, 1964-65-66	74	305-709 (.430)	239-350 (.683)	849	11.5
46.	Dapreis Owens, 1989-90-91-92	117	329-679 (.484)	187-302 (.619)	845	7.2
47.	Bob Gratopp, 1968-69-70	76	255-608 (.419)	316-400 (.790)	826	10.9
48.	Jim Buchanan, 1950-51-52	69	345-942 (.366)	131-203 (.645)	821	11.9
49.	Bill Johnson, 1952-53-54	65	264-652 (.405)	286-484 (.591)	814	12.5
	Claude Retherford, 1947-48-49	74	318-1,090 (.292)	178-283 (.629)	814	11.0
51.	Bernard Day, 1986-87	63	309-567 (.545)	184-264 (.697)	802	12.7
52.	Brandon Richardson, 2009-12	119	238-569 (.418)	230-278 (.827)	794 (88)	6.7
53.	Ray Gallegos, 2010-14	118	292-816 (.358)	49-79 (.620)	791 (158)	6.7
54.	Isaiah Roby, 2017-18-19	97	280-588 (.476)	177-252 (.702)	786 (49)	8.1
55.	Stan Cloudy, 1983-84	62	347-672 (.516)	81-119 (.681)	775	12.5
56.	Bus Whitehead, 1948-49-50	72	275-831 (.331)	215-314 (.685)	765	10.6
57.	Jorge Brian Diaz, 2010-12	81	340-655 (.519)	85-157 (.541)	765	9.4
58.	Derrick Walker, 2021-22-23	75	355-540 (.620)	93-157 (.592)	764 (1)	10.2
59.	Nate Johnson, 2003-04	58	263-606 (.434)	186-234 (.795)	762 (50)	13.1
60.	Fred Seger, 1952-53-54	65	263-724 (.363)	236-360 (.656)	762	11.7

*Records kept only since 1948. NOTE: Year listed is for the second half of the season played, i.e., 82 would be for the 1981-82 season.

() Number in parenthesis following point total indicates number of career 3-point field goals made.

SINGLE-GAME POINTS (all games over 30 points)

No.	Player	Opponent (Date)	Points
1.	Eric Piatkowski	vs. Oklahoma (3/11/94)	42
2.	Teddy Allen	Penn State (2/23/21)	41
	Aleks Maric	Kansas State (2/13/07)	41
4.	Rich King	Northern Illinois (2/18/91)	40
	Jerry Fort	Missouri (2/22/75)	40
6.	Tom Russell	Kansas (2/21/62)	38
7.	Aleks Maric	at Iowa State (2/15/06)	37
8.	Aleks Maric	Iowa State (2/28/07)	36
	Tyronn Lue	Virginia (12/27/97)	36
	W.W. Walsh	Crete (1906-07)	36
11.	Andrew White III	Penn State (2/13/16)	35
	Shavon Shields	Omaha (11/25/14)	35
	Terran Petteway	Minnesota (1/26/14)	35
	Eric Piatkowski	Texas (1/28/93)	35
	Dave Hoppen	Southern Colo. (11/29/84)	35
	Herschell Turner	vs. Missouri (12/30/59)	35
17.	James Palmer Jr.	vs. Rutgers (3/13/19)	34
	James Palmer Jr.	at Ohio State (1/22/18)	34
	Glynn Watson Jr.	Iowa (1/5/17)	34
	Tyronn Lue	Western Illinois (11/19/97)	34
	Andre Smith	E. Washington (12/3/79)	34
	Jerry Fort	at Kansas State (1/17/76)	34
	Chuck Jura	at Oklahoma St. (1/26/72)	34
	Bill Johnson	Missouri (1/18/54)	34
	W.E. Anderson	Kansas (3/2/1900)	34
26.	Shavon Shields	Illinois (2/12/14)	33
	Eric Piatkowski	Kansas (2/23/94)	33
	Dave Hoppen	at Oklahoma St. (1/19/85)	33
	Dave Hoppen	vs. Calif.-Irvine (12/28/84)	33
	Andre Smith	Wisconsin-Oshkosh (1/4/80)	33
	Andre Smith	Ala.-Birmingham (12/22/79)	33
	Jerry Fort	Missouri (2/16/74)	33
	Chuck Jura	Kansas (2/19/72)	33
	Marvin Stewart	Nevada (12/14/70)	33
	Tom Baack	vs. Marshall (3/13/67)	33
	Fred Hare	at Texas (12/18/64)	33
37.	Shavon Shields	Purdue (3/1/16)	32
	Terran Petteway	Michigan State (1/24/15)	32
	Aleks Maric	Missouri (2/13/08)	32
	Eric Piatkowski	Oklahoma State (3/2/94)	32
	Dave Hoppen	at Montana St. (12/14/85)	32
	Dave Hoppen	at Oklahoma (2/6/85)	32
	Dave Hoppen	at Colorado State (1/12/85)	32
	Jerry Fort	Oklahoma (2/12/75)	32
	Marvin Stewart	Iowa State (1/16/71)	32
	Marvin Stewart	Iowa State (2/15/69)	32
47.	Alonzo Verge	Michigan (12/7/21)	31
	Aleks Maric	Missouri (2/24/07)	31
	Tyronn Lue	at Colorado (2/21/98)	31
	Jaron Boone	at Colorado (2/8/95)	31
	Rich King	Harvard (12/1/89)	31
	Eric Johnson	Creighton (11/26/88)	31
	Jerry Fort	vs. Oklahoma St. (12/28/73)	31
	Harold Cebrun	Wyoming (12/2/63)	31
	Herschell Turner	at Missouri (3/2/59)	31
56.	Keisei Tominaga	Penn State (2/5/23)	30
	James Palmer Jr.	at Michigan State (3/5/19)	30
	James Palmer Jr.	Creighton (12/8/19)	30
	Isaac Copeland Jr.	North Dakota (11/19/17)	30
	Andrew White III	Abilene Christian (12/5/15)	30
	Terran Petteway	vs. UMass (11/21/13)	30
	Ray Gallegos	at Minnesota (1/29/13)	30
	Aleks Maric	IPFW (11/26/07)	30
	Tyronn Lue	Colorado (1/11/98)	30
	Tyronn Lue	at Iowa State (2/22/97)	30
	Tyronn Lue	at Oklahoma (1/25/97)	30
	Tyronn Lue	vs. Oregon (11/25/95)	30
	Jaron Boone	vs. Oregon (11/25/95)	30
	Dapreis Owens	E. Washington (12/21/91)	30
	Eric Johnson	Michigan State (11/30/89)	30
	Dave Hoppen	South Dakota (12/1/84)	30
	Andre Smith	vs. Michigan (3/6/80)	30
	Lee Harris	Texas Christian (12/11/72)	30
	Marvin Stewart	at Missouri (2/27/71)	30
	Charlie Jones	at Texas Tech (12/1/62)	30
	Herschell Turner	Detroit (1/31/59)	30
	Herschell Turner	vs. Oklahoma St. (12/27/58)	30
	Don Weber	vs. Kansas State (12/28/53)	30

SINGLE-GAME POINTS, FRESHMAN

No.	Player	Points	Opponent	Date	No.	Player	Points	Opponent	Date
1.	Tyronn Lue	30	vs. Oregon	11/25/95	10.	Bryce McGowens	26	at Ohio State	12/29/72
2.	Bryce McGowens	29	Sam Houston	11/12/21		Joe McCray	26	Iowa State	3/1/22
	Bryce McGowens	29	Rutgers	1/29/22		Bob Siegel	26	Iowa State	2/8/05
	Shavon Shields	29	at Penn State	1/19/13	13.	Bryce McGowens	25	at Penn State	2/5/74
	Ryan Anderson	29	at Hawaii	12/22/06		Bryce McGowens	25	Maryland	2/27/22
6.	Jamel White	28	Missouri	1/28/06		Bryce McGowens	25	Western Illinois	2/18/22
	Erick Strickland	28	Missouri	1/30/93		Christian Standhardinger	25	at Iowa State	11/9/21
8.	Dave Hoppen	27	Kansas State	1/26/83		Dave Hoppen	25	Iowa State	2/24/10
									2/19/83

POINTS - GAME

Overall:
 42, Eric Piatkowski, vs. Oklahoma,
 at Kansas City, March 11, 1994 (B8T)

At Home:
 41, Aleks Maric, vs. Kansas State, Feb. 13, 2007
 41, Teddy Allen, vs. Penn State, Feb. 23, 2021

Away:
 37, Aleks Maric, at Iowa State, Feb. 15, 2006

Neutral:
 42, Eric Piatkowski, vs. Oklahoma,
 at Kansas City, March 11, 1994 (B8T)

Half:
 28, Teddy Allen, vs. Penn State, Feb. 23, 2021 (1st)
 27, James Palmer Jr. vs. Rutgers (B1G), March 13, 2019 (2nd)

Loosing Effort:
 41, Teddy Allen, vs. Penn State, Feb. 23, 2021

Freshman:
 30, Tyronn Lue, vs. Oregon, Nov. 25, 1995

Sophomore:
 37, Aleks Maric, at Iowa State, Feb. 15, 2006

Junior:
 41, Aleks Maric, vs. Kansas State, Feb. 13, 2007
 41, Teddy Allen, vs. Penn State, Feb. 23, 2021

Senior:
 42, Eric Piatkowski, vs. Oklahoma,
 at Kansas City, March 11, 1994 (B8T)

Two Players:
 65, Eric Piatkowski (42) and Bruce Chubick (23),
 vs. Oklahoma, at Kansas City,
 March 11, 1994 (B8T)

By Opponent:
 46, Wilt Chamberlain, at Kansas, Feb. 8, 1958
 46, Joe Scott, at Missouri, March 6, 1961
 46, George Stone, Marshall, March 13, 1967 (NIT)

By Opponent, Half:
 28, Jim McKean, Washington St., Dec. 12, 1966

By Opponent, Two Players:
 70, George Stone (46) and Danny D'Antoni (24),
 Marshall, March 13, 1967 (NIT)

Overall:
 708, James Palmer Jr., 2018-19 (36 games)

Conference:
 372, James Palmer Jr., 2018-19 (20 games)

Average:
 23.5, Dave Hoppen, 1984-85 (704 in 30 games)

Conference Average:
 23.0, Dave Hoppen, 1984-85 (322 in 14 games)

Freshman:
 522, Bryce McGowens, 2021-22 (31 games)

Sophomore:
 603, Tyronn Lue, 1996-97 (32 games)

Junior:
 704, Dave Hoppen, 1984-85 (30 games)

Senior:
 708, James Palmer Jr., 2018-19 (36 games)

20-Point-or-Better Scoring Games:
 21, Dave Hoppen, 1984-85

Consecutive 20-Point-or-Better Scoring Games:
 10, Dave Hoppen, 1984-85

Consecutive Double-Figure Scoring Games by a Freshman:
 12, Bryce McGowens, Jan. 17 to March 1, 2022

POINTS - CAREER

Overall:
 2,167, Dave Hoppen, 1983-86 (111 games)

Conference:
 1,055, Jerry Fort, 1973-76 (56 games)

Average:
 19.5, Dave Hoppen, 1983-86 (2,167 in 111 games)

Conference Average:
 20.3, Dave Hoppen, 1983-86 (975 in 48 games)

20-Point-or-Better Scoring Games:
 56, Dave Hoppen, 1983-86

Consecutive Games in Double Figures:
 84, Dave Hoppen, March 11, 1983 to Feb. 1, 1986

FIELD GOALS - GAME

Made:
 16, Marvin Stewart, vs. Nevada,
 Dec. 14, 1970 (24 attempts)

16, Teddy Allen, vs. Penn State, Feb. 23, 2021
 (24 attempts)

Conference Made:
 16, Teddy Allen, vs. Penn State, Feb. 23, 2021

Attempted:
 34, by several players

No Misses:
 9, Chuck Jura, vs. Iowa, Dec. 5, 1970
 9, Dave Hoppen, vs. S. Illinois, Nov. 26, 1985
 9, Venson Hamilton, vs. Iowa St., Feb. 3, 1996
 9, Mikki Moore at Nevada, March 18, 1997 (NIT)
 9, Ade Dagunduro vs. UMBC, Dec. 23, 2008

No Misses, Conference Game:
 9, Venson Hamilton, vs. Iowa St., Feb. 3, 1996

Consecutive Made (Multiple Games):
 15, Ade Dagunduro, Dec. 20 to Dec. 30, 2008 (3 games)
 15, Derrick Walker, Nov. 21 to Nov. 27, 2021 (3 games)

Opponent Made:
 20, George Stone, Marshall,
 March 13, 1967 (NIT, 38 attempts)

Opponent Attempted:
 38, George Stone, Marshall,
 March 13, 1967 (NIT, 20 made)

Opponent Made, No Misses:
 11, Lanny Van Eman, at Wichita St., Dec. 4, 1961

FIELD GOALS - SEASON

Made:
 270, Dave Hoppen, 1984-85 (418 attempts)

Conference Made:
 132, Jerry Fort, 1974-75 (294 attempts)

Attempted:
 547, Tyronn Lue, 1997-98 (240 made)

Conference Attempted:
 294, Jerry Fort, 1974-75 (132 made)

Percentage*:
 .683, Derrick Walker, 2021-22 (129-189)

Conference Percentage*:
 .648, Dave Hoppen, 1984-85 (127-196)

Freshman Percentage:
 .563, Mike Naderer, 1977-78 (63-112)

*Minimum 5 attempts per team game

FIELD GOALS - CAREER

Made:
 804, Dave Hoppen, 1983-86 (1,341 attempts)

Conference Made:
 438, Jerry Fort, 1973-76 (1,018 attempts)

Attempted:
 1,793, Jerry Fort, 1973-76 (777 made)

Conference Attempted:
 1,018, Jerry Fort, 1973-76 (438 made)

Percentage*:
 .625, Larry Cox, 1974-76 (270-432)

Conference Percentage:**
 .619, Larry Cox, 1974-76 (159-257)

*Minimum 400 attempts; **Minimum 200 attempts

3-PT. FIELD GOALS - GAME

Made:
 8, Cary Cochran, vs. Baylor, Feb. 27, 2002 (13 att.)

Conference Made:
 8, Cary Cochran, vs. Baylor, Feb. 27, 2002 (13 att.)

Attempted:
 16, Ray Gallegos, at Michigan, Jan. 9, 2013 (4 made)

Percentage*:
 1.000, Ryan Anderson (5-5),
 at Rutgers, Dec. 2, 2006
 1.000, Brian Conklin (5-5),
 vs. Missouri, Feb. 7, 2004



Nebraska's all-time leading scorer and the only player in school history with more than 2,000 career points, Dave Hoppen was the first Husker player to have his jersey (42) retired.

1,000, Cary Cochran (5-5),
 at Missouri, Jan. 6, 2001

Conference Percentage*:
 1,000, Brian Conklin (5-5),
 vs. Missouri, Feb. 7, 2004

1,000, Cary Cochran (5-5),
 at Missouri, Jan. 6, 2001

Opponent Made:
 8, Seth Lundy, Penn State
 Feb. 5, 2022 (13 att.)
 8, Jordan Bohannon, at Iowa
 March 4, 2021 (12 att.)
 8, Gabe Kalscheur, at Minnesota,
 March 8, 2020 (11 att.)
 8, Brad Davison, Wisconsin,
 Feb. 15, 2020 (11 att.)
 8, Malik Smith, Minnesota,
 Jan. 26, 2014 (12 att.)
 8, Obi Muonelo, Oklahoma State,
 March 5, 2007 (11 att.)
 8, Josh Carter, Texas A&M,
 Feb. 10, 2007 (11 att.)
 8, Devin Brown, UT-San Antonio,
 Nov. 28, 2001 (13 att.)
 8, Eric Martin, at Oklahoma, Jan. 20, 1999 (10 att.)
 8, Jerald Brown, Texas A&M,
 Jan. 11, 1997 (10 att.)
 8, Randy Rutherford, Oklahoma State,
 Feb. 1, 1995 (14 att.)
 8, Dave Sieger, at Oklahoma,
 Feb. 21, 1987 (13 att.)

Opponent Attempted:
 17, Dominick Young, at Fresno State,
 March 22, 1996 (5 made)

Opponent, No Misses:
 6, Craig Michaelis, at Miami (Ohio),
 Nov. 27, 1989

*Minimum 5 attempts

3-PT. FIELD GOALS - SEASON

Made:
 89, Cary Cochran, 2001-02 (207 att.)

Conference Made:
 53, Cary Cochran, 2001-02 (121 att.)

Freshman Made:
 80, Joe McCray, 2004-05 (226 att.)

Attempted:
 271, Ray Gallegos, 2012-13 (83 made)

Conference Attempted:
 166, Ray Gallegos, 2012-03 (49 made)

Percentage*:
 .559, Brian Conklin, 2003-04 (66-118)

Conference Percentage*:
 .617, Brian Conklin, 2003-04 (37-60)

Freshman Percentage*:
 .463, Jay-R Strowbridge, 2006-07 (25-54)

Consecutive Games 3-Point Goal Scored:
 35, Cary Cochran, Dec. 20, 2000 to Jan. 5, 2002

*Minimum 1.5 attempts per team game

3-PT. FIELD GOALS - CAREER

Made:
 268, Cary Cochran, 1999-02 (630 att.)

Conference Made:
 156, Cary Cochran, 1999-02 (356 att.)

Attempted:
 630, Cary Cochran, 1999-02 (268 made)

Conference Attempted:
 356, Cary Cochran, 1999-02 (156 made)

Percentage:
 .431, Brian Conklin, 2001-04 (173-401)

Conference Percentage:
 .463, Henry T. Buchanan, 1987-88 (38-82)

FREE THROWS - GAME

Made:
 18, David Ponce, at Creighton, Dec. 4, 1982 (19 att.)

Conference Made:
 16, Tom Russell, vs. Kansas, Feb. 21, 1962 (17 att.)

Attempted:
 25, Aleks Maric, vs. Kansas State, Feb. 13, 2007 (15 made)

Conference Attempted:
 25, Aleks Maric, vs. Kansas State, Feb. 13, 2007 (15 made)

No Misses:
 15, Shavon Shields, vs. Illinois, Feb. 12, 2014
 15, Jack Moore, vs. Oklahoma St., Feb. 10, 1982

Opponent Made:
 18, Wilt Chamberlain, at Kansas, Feb. 8, 1958 (23 att.)

Opponent Attempted:
 23, Wilt Chamberlain, at Kansas, Feb. 8, 1958
 (18 made)

Opponent Made, No Misses:
 15, John Crawford, Iowa State, at Kansas City
 Dec. 29, 1956 (Holiday Tournament)
 15, Kyle Randall, Central Michigan, Dec. 22, 2012

FREE THROWS - SEASON

Made:
 215, James Palmer Jr., 2018-19 (282 att.)

Conference Made:
 119, James Palmer Jr., 2018-19 (159 att.)

Attempted:
 282, James Palmer Jr., 2018-19 (215 made)

Conference Attempted:
 159, James Palmer Jr., 2018-19 (119 made)

Percentage*:
 .939, Jack Moore, 1981-82 (123-131)

Conference Percentage*:
 .938, Jack Moore, 1981-82 (60-64)

Freshman Percentage*:
 .837, Eric Piatkowski, 1990-91 (72-86)

Consecutive Games:
 39, Jack Moore, Jan. 27 to Feb. 15, 1982

*Minimum 2 attempts per team game

FREE THROWS - CAREER

Made:
 559, Dave Hoppen, 1983-86 (724 att.)

Conference Made:
 267, Dave Hoppen, 1983-86 (338 att.)

Attempted:
 724, Dave Hoppen, 1983-86 (559 made)

Conference Attempted:
 371, Aleks Maric, 2005-08 (254 made)

Percentage*:
 .901, Jack Moore, 1979-82 (446-495)

Conference Percentage*:
 .877, Jack Moore, 1979-82 (185-211)

*Minimum 200 attempts

REBOUNDS - GAME

Rebounds:
 26, Bill Johnson, vs. Iowa State, Jan. 4, 1954

Half:
 15, Carl McPipe, vs. California-Davis,
 Dec. 16, 1977 (1st)

Two Players:
 39, Leroy Chalk (20) and Chuck Jura (19),
 vs. Colorado, March 6, 1971

Opponent:
 24, Bill Bridges, Kansas, twice
 24, Andy Hopson, at Oklahoma St., Jan. 26, 1974

Opponent Two Players:
 39, Dave DeBusschere (23) and
 Charlie North (16) at Detroit, Dec. 17, 1960

REBOUNDS - SEASON

Overall:
 335, Aleks Maric, 2007-08 (33 games)
 335, Venson Hamilton, 1998-99 (33 games)

Conference:
 186, Aleks Maric, 2007-08 (16 games)

Freshman:
 203, Yvan Ouedraogo, 2019-20 (32 games)

Average:
 11.7, Chuck Jura, 1971-72 (305 in 26 games)

Conference Average:
 11.6, Aleks Maric, 2007-08 (186 in 16 games)



Eric Piatkowski helped Nebraska to four straight NCAA Tournament appearances in the early 1990s and posted 1,934 career points to rank second on the Nebraska scoring chart.



Brian Carr holds the Husker career assist record with 682 and is more than 200 assists ahead of second place.

REBOUNDS - CAREER

Overall:
1,080, Venson Hamilton, 1996-99 (129 games)
Conference:
574, Aleks Maric, 2005-08 (64 games)
Average:
10.4, Rex Ekwall, 1955-57 (679 in 65 games)
Conference Average:
10.5, Leroy Chalk, 1969-71 (442 in 42 games)

ASSISTS - GAME

Assists:
18, Brian Carr, at Evansville, Jan. 3, 1985
Conference*:
13, Brian Carr, vs. Missouri, Jan. 28, 1987
Half:
10, Brian Carr, at Evansville, Jan. 3, 1985 (2nd)
10, Charles Richardson Jr., at Rutgers, Dec. 2, 2006 (2nd)
Half (Conference Game):
9, Alonzo Verge Jr. at Ohio State, March 1, 2022 (1st)
Opponent:
18, Tom Kivisto, Kansas, at Kansas City, Dec. 29, 1973 (Big Eight Holiday Tournament)
*Note: Carr had 14 assists at Kansas in a Big Eight Tournament game, March 5, 1985.

ASSISTS - SEASON

Assists:
237, Brian Carr, 1984-85 (30 games)
Conference:
113, Brian Carr, 1984-85 (14 games)
Freshman:
144, Tyronn Lue, 1995-96 (35 games)
Average:
7.90, Brian Carr, 1984-85 (237 in 30 games)
Conference Average:
8.10, Brian Carr, 1984-85 (113 in 14 games)

ASSISTS - CAREER

Assists:
682, Brian Carr, 1984-87 (123 games)
Conference:
297, Brian Carr, 1984-87 (56 games)
Average:
5.54, Brian Carr, 1984-87 (682 in 123 games)

Conference Average:

5.30, Brian Carr, 1984-87 (297 in 56 games)
Note: Assist records available only since 1974.

TRIPLE-DOUBLES - GAME

Triple-Doubles:
1, Cam Mack, vs. Purdue, Dec. 15, 2019
1, Dalano Banton vs. Doane, Dec. 17, 2020

STEALS - GAME

Steals:
8, Greg Downing, vs. UMKC, Dec. 8, 1982
8, Cookie Belcher, at Texas Tech, Feb. 20, 1999
8, Venson Hamilton, vs. Texas Tech, March 4, 1999 (B12T)
8, Cookie Belcher, vs. Oklahoma St., Feb. 7, 2001
Conference:
8, Cookie Belcher, at Texas Tech, Feb. 20, 1999
8, Cookie Belcher, vs. Oklahoma St., Feb. 7, 2001
Opponent:
8, Alvin Robertson, at Arkansas, Jan. 3, 1983
8, Dominick Young, at Fresno St., March 22, 1996
8, Jose Winston, Colorado, Jan. 23, 1999

STEALS - SEASON

Steals:
102, Cookie Belcher, 1998-99 (32 games)
Freshman:
87, Cookie Belcher, 1996-97 (33 games)

STEALS - CAREER

Steals:
353, Cookie Belcher, 1997-2001 (131 games)
Conference:
163, Cookie Belcher, 1997-2001 (64 games)
Note: Steal statistics available only since 1978.

BLOCKS - GAME

Blocks:
9, Mikki Moore, vs. Coppin State, Dec. 6, 1996
Conference:
7, Rich King, at Oklahoma State, Jan. 20, 1990
7, Kimani Ffriend, at Kansas St., Jan. 30, 2001
7, John Turek, vs. Colorado, March 2, 2005
Opponent:
8, Walter Downing, DePaul, March 28, 1983 (NIT)
8, John Flippen, Baylor, March 9, 2000 (B12)

8, Diamond Stone, Maryland, Feb. 3, 2016
8, Mike Watkins, Penn State, March 8, 2017 (B1G)

BLOCKS - SEASON

Blocks:
91, Derrick Chandler, 1991-92 (29 games)
Conference:
43, Venson Hamilton, 1998-99 (16 games)
Freshman:
41, Jorge Brian Diaz, 2009-10 (33 games)

BLOCKS - CAREER

Blocks:
241, Venson Hamilton, 1996-99 (129 games)
Conference:
106, Venson Hamilton, 1996-99 (59 games)
Note: Blocked shot statistics available only since 1978.

MINUTES PLAYED - GAME

Minutes Played:
60, Jack Moore and Andre Smith, vs. UAB, Dec. 22, 1979 (4OT)

PLAYING TIME - SEASON

Games Played:
36, James Palmer Jr., Glynn Watson Jr., Tanner Borchart, 2018-19
Games Started:
36, James Palmer Jr., Glynn Watson Jr., 2018-19
Minutes Played:
1,269, James Palmer Jr., 2018-19 (36 games)
Conference Minutes Played:
737, James Palmer Jr., 2018-19 (20 games)
Minutes Played Per Game:
38.5, Dave Hoppen, 1984-85 (1,155 in 30 games)
Conference Minutes Played Per Game:
39.1, Dave Hoppen, 1984-85 (548 in 14 games)

PLAYING TIME - CAREER

Games Played:
134, Glynn Watson Jr., 2016-19
Consecutive Games Played:
134, Glynn Watson Jr., 2016-19
Games Started:
128, Cookie Belcher, 1997-2001 (131 games)
Consecutive Games Started:
111, Dave Hoppen, 1983-86
Minutes Played:
4,095, Cookie Belcher, 1997-2001 (131 games)
Conference Minutes Played:
2,305, Glynn Watson Jr., 2016-19 (74 games)
Minutes Played Per Game, Four-Year Career:
33.4, Dave Hoppen, 1983-86 (3,711 in 111 games)
Minutes Played Per Game, Three-Year Career:
34.5, Andre Smith, 1979-81 (2,901 in 84 games; minutes not available for Smith's freshman year, 1978)
Minutes Played Per Game, Two-Year Career:
33.3, Stan Cloudy, 1983-84 (2,066 in 62 games)
Conference Minutes Played Per Game:
35.5, Tyronn Lue, 1996-98 (1,633 in 46 games)

POINTS - GAME

Overall:
117, vs. Oklahoma (113), at Kansas City, Mo., March 8, 1991 (OT, B&T); vs. Harvard (79), Dec. 1, 1989

Conference:
111, at Oklahoma (99), Jan. 26, 1991; at Oklahoma (115), Feb. 14, 1994 (OT)

Home Court:
117, vs. Harvard (79), Dec. 1, 1989

Opponent's Court:
111, at Oklahoma (99), Jan. 26, 1991
111, at Oklahoma (115), Feb. 14, 1994 (OT)

Neutral Court:
117, vs. Oklahoma (113), at Kansas City, Mo., March 8, 1991 (OT, B&T)

First Half:
64, vs. Tennessee Tech, Dec. 14, 1990

Second Half:
66, vs. Oklahoma, Feb. 16, 1991

Both Teams:
230, at Oklahoma (133), Nebraska (97), Feb. 21, 1987
230, Nebraska (117), Oklahoma (113), at Kansas City, Mo., March 8, 1991 (OT, B&T)

Losing Effort:
111, at Oklahoma (115), Feb. 14, 1994 (OT)

Margin of Victory:
74, Nebraska (82), at Crete (8), Jan. 4, 1907

Margin of Defeat:
56, at Kansas (102), Nebraska (46), Feb. 8, 1958

Players Scoring in Double Figures:
8, at Oklahoma, Jan. 26, 1991,
[Tony Farmer (22), Carl Hayes (16), Beau Reid (14), Rich King (12), Jose Ramos (12), Eric Piatkowski (11), Keith Moody (11), Clifford Scales (10)]
8, vs. Appalachian State, Dec. 31, 1994,
[Erick Strickland (21), Jaron Boone (17), Mikki Moore (12), Chris Sallee (12), Tom Wald (11), Melvin Brooks (10), Terrance Badgett (10), Chester Surlles (10)]

Opponent:
133, at Oklahoma (NU 97), Feb. 21, 1987

Opponent, Half:
70, at Oklahoma, Feb. 21, 1987 (2nd)

POINTS - SEASON

Overall:
2,977, 1990-91 (34 games)

Conference:
1,423, 2021-22 (20 games)

Average:
87.6, 1990-91 (2,977 in 34 games)

Conference Average:
87.1, 1993-94 (1,219 in 14 games)

Opponent:
2,672, 1990-91 (34 games)

Opponent, Conference:
1,619, 2021-22 (20 games)

Opponent Average:
86.1, 1989-90 (2,410 points in 28 games)

Opponent Conference Average:
92.6, 1989-90 (1,297 in 14 games)

NU 100-Point Games:
7, 1990-91

Opponent 100-Point Games:
6, 1989-90

FIELD GOALS - GAME

Made:
51, vs. Nevada, Dec. 14, 1970 (81 att.)

Conference Made:
44, vs. Missouri, Jan. 28, 1967 (86 att.)

Attempted:
97, vs. Cal State Fullerton, Dec. 4, 1967 (41 made)

Conference Attempted:
83, vs. Oklahoma, Jan. 25, 1992 (28 made)

Percentage:
.750, vs. Nebraska-Omaha, Jan. 25, 1988 (42-56)

Conference Percentage:
.679, at Kansas, Feb. 5, 1980 (19-28)

Half Percentage:
.840, vs. Nebraska-Omaha, Jan. 25, 1988 (21-25, 1st)

Conference Half Percentage:
.833, vs. Iowa State, Feb. 21, 1985 (15-18, 2nd)

Opponent Made:
50, at Oklahoma, Feb. 21, 1987 (88 att.)

Opponent Attempted:
91, three times, most recently at Southern Utah, Nov. 30, 1991 (39 made)

Opponent Percentage:
.771, Kansas State, at Nebraska, Feb. 3, 1982 (27-35)

Opponent Half Percentage:
.857, Kansas State, at Nebraska, Feb. 3, 1982 (12-14, 1st)

FIELD GOALS - SEASON

Made:
1,081, 1990-91 (2,185 att.)

Conference Made:
505, 2019-20 (1,266 att.)

Attempted:
2,185, 1990-91 (1,081 made)

Conference Attempted:
1,266, 2019-20 (505 made)

Percentage:
.514, 1983-84 (786-1,529)

Conference Percentage:
.511, 1982-83 (346-677)

Opponent Percentage:
.521, 1979-80 (856-1,644)

Opponent Conference Percentage:
.530, 1979-80 (366-694)

3-PT. FIELD GOALS - GAME

Made:
18, vs. Kansas, Feb. 24, 2002 (37 att.)

Attempted:
41, vs. Nevada, Nov. 26, 2020 (9 made)

Conference Attempted:
37, vs. Kansas, Feb. 24, 2002 (18 made)

Percentage*:
.750, vs. Texas-Pan American, Dec. 2, 2009 (9-12)

Conference Percentage*:
.667, at Kansas State, Feb. 17, 2010 (14-21)

Opponent Made:
18, at Minnesota, March 8, 2020 (35 att.)
18, at Wisconsin, Jan. 21, 2020 (34 att.)

Opponent Attempted:
46, Doane, Dec. 17, 2020 (13 made)

Opponent Conference Attempted:
43, at Iowa, March 4, 2021 (16 made)

Opponent Percentage*:
.765, at Kansas State, Jan. 10, 1987 (13-17)

*Minimum 10 attempts

3-PT. FIELD GOALS - SEASON

Made:
270, 2018-19 (800 att.)

Conference Made:
167, 2001-02 (447 att.)

Attempted:
800, 2018-19 (270 made)

Conference Attempted:
506, 2019-20 (159 made)

Percentage:
.397, 2009-10 (217-547)

Conference Percentage:
.413, 1986-87 (52-126)



Before leaving a year early for the NBA Draft, Tyrone Lue led NU to three postseason tournament appearances. He ranks ninth on the Nebraska career scoring chart and fourth in career assists and was inducted into the Nebraska Basketball Hall of Fame in 2013.

Opponent Percentage:

.423, 1986-87 (143-338)

Opponent Conference Percentage:

.500, 1986-87 (59-118)

FREE THROWS - GAME

Made:

43, vs. Texas, Jan. 3, 1996 (59 att.)

Attempted:

60, vs. Kansas State, Jan. 11, 1954 (36 made)

No Misses:

17, at Oklahoma State, Jan. 31, 1979

No Misses, Half:

17, vs. Oklahoma, at Kansas City,
 March 8, 1991 (1st, B8T)

Consecutive Made:

25 vs. Oklahoma, at Kansas City, Dec. 28, 1967

Opponent Made:

44, Oklahoma State, at Nebraska, Feb. 14, 1990 (52 att.)

Opponent Attempted:

52, Oklahoma St., at Nebraska, Feb. 14, 1990 (44 made)

Opponent No Misses:

16, at Kansas State, Jan. 26, 1980

FREE THROWS - SEASON

Made:

690, 1990-91 (981 att.)

Conference Made:

301, 1990-91 (417 att.)

Attempted:

981, 1990-91 (690 made)

Conference Attempted:

417, 1990-91 (301 made)

Percentage:

.767, 2011-12 (335-437)

Conference Percentage:

.782, 1993-94 (258-330)

Consecutive Made:

34, 1985-86 (last 13 at Oklahoma, Jan. 29;
 first 21 at Colorado, Feb. 1)

Opponent Percentage:

.750, 1979-80 (389-519)

Opponent Conference Percentage:

.800, 1979-80 (179-212)

REBOUNDS - GAME

Rebounds:

77, vs. Kansas State, Feb. 18, 1957

Opponent:

77, at Kansas, Feb. 23, 1957

REBOUNDS - SEASON

Rebounds:

1,454, 1990-91 (34 games)

Conference:

655, 1959-60 (14 games)

Average:

48.8, 1959-60 (1,170 in 24 games)

Conference Average:

46.8, 1959-60 (655 in 14 games)

Highest Margin:

+6.6, 1990-91 (42.8-36.2)

Opponent Average:

49.6, 1959-60 (1,191 in 24 games)

ASSISTS - GAME

Assists:

36, vs. Montana State, Dec. 23, 1977

Conference:

31, vs. Iowa State, Feb. 4, 1973

Opponent:

36, at Oklahoma, Feb. 21, 1987

ASSISTS - SEASON

Assists:

696, 1990-91 (34 games)

Conference:

289, 1984-85 (14 games)

Average:

20.5, 1984-85 (615 in 30 games)

Conference Average:

20.6, 1984-85 (289 in 14 games)

Opponent:

579, 1990-91 (34 games)

Opponent Conference:

334, 2019-20 (20 games)

Note: Assist statistics available only since 1974.

TURNOVERS - GAME

Fewest:

2, vs. Purdue, Jan. 16, 2013

Most:

31, at Creighton, Dec. 11, 2005

Fewest by Opponent:

4, at Evansville, Jan. 3, 1985
 4, Western Kentucky, March 14, 1986 (NCAA)
 4, Missouri, March 10, 2010 (B12T)
 4, Maryland, Feb. 18, 2022

Most by Opponent:

35, Denver, at Nebraska, Nov. 26, 1982

TURNOVERS - SEASON

Fewest:

302, 1981-82 (28 games)

Fewest Conference:

132, 1981-82 (14 games)

Most:

627, 1995-96 (35 games)

Most Conference:

310, 1999-00 (16 games)

Fewest Per Game:

9.6, 2018-19 (344 in 36 games)

Most Per Game:

19.3, 1999-00 (579 in 30 games)

Fewest Opponent:

363, 1985-86 (30 games)

Fewest Opponent Conference:

168, 1984-85 (14 games)

Most Opponent:

618, 1990-91 (34 games)

Most Opponent Conference:

291, 1998-99 (16 games)

Note: Turnover statistics available only since 1978.

BLOCKED SHOTS - GAME

Most:

15, vs. Coppin State, Dec. 6, 1996

Conference:

14, at Northwestern, Jan. 2, 2018

Opponent:

17, at Iowa State, Jan. 25, 2003

BLOCKED SHOTS - SEASON

Most:

202, 1996-97 (33 games)

Conference:

95, 2017-18 (18 games)

Opponent:

167, 2019-20 (32 games)

Opponent Conference:

106, 2019-20 (20 games)

Note: Blocked shot statistics available only since 1978.

STEALS - GAME

Steals:

23, vs. Texas Tech, March 4, 1999 (B12T)

Conference:

21, vs. Texas, Jan. 10, 1999

Opponent:

20, at Oklahoma, Jan. 14, 1993

STEALS - SEASON

Steals:

359, 1998-99 (33 games)

Conference:

166, 1998-99 (16 games)

Opponent:

327, 1995-96 (35 games)

Opponent Conference:

165, 1991-92 (14 games)

Note: Steal statistics available only since 1978.

GAMES PLAYED - SEASON

Played:

36, 2018-19 (19-17)

Victories:

26, 1990-91 (8 losses)

Conference Victories:

13, 2017-18 (13-5)

Home Victories:

17, 2010-11 (2 losses)

17*, 2007-08 (3 losses)

17, 1982-83 (1 loss)

* game at Qwest Center Omaha considered home game

Road Victories:

12, 1990-91 (7 losses)

Percentage:

.933, 1911-12 (14-1)

Conference Percentage:

1.000, 1911-12 (8-0)

1.000, 1912-13 (10-0)

1.000, 1913-14 (7-0)

1.000, 1915-16 (12-0)

Losses:

25, 2019-20 (7 wins)

Conference Losses:

18, 2019-20 (2 wins)

Home Losses:

12, 2021-22 (7 wins)

Road Losses:

13, 1951-52 (0 wins)

13, 1963-64 (1 win)

13, 1999-00 (1 win)

13, 2002-03 (3 wins)

Overtime Games:

4, 1955-56 (won 3)

4, 1979-80 (won 3)

4, 1986-87 (won 4)

4, 1996-97 (won 2)

4, 2007-08 (won 1)

4, 2019-20 (won 1)

4, 2022-23 (won 3)

Overtimes, Single Game:

4, Nebraska 92, UAB 84, at Nebraska, Dec. 22, 1979

4, NC State 104, Nebraska 100, at NC State, Dec. 1, 2021

POINTS SCORED

1.	James Palmer Jr. (2019)	708
2.	Dave Hoppen (1985)	704
3.	Tyronn Lue (1998)	678
4.	Eric Piatkowski (1994)	646
5.	Tyronn Lue (1997)	603
6.	Andre Smith (1980)	600
7.	Dave Hoppen (1984)	598
8.	Terran Petteway (2014)	579
9.	James Palmer Jr. (2018)	568
10.	Terran Petteway (2015)	564

SCORING AVERAGE (min. 400 pts.)

	G	Pts.	Avg.	
1.	Dave Hoppen (1985)	30	704	23.5
2.	Dave Hoppen (1986)	19	420	22.1
3.	Eric Piatkowski (1994)	30	646	21.5
4.	Marvin Stewart (1971)	26	556	21.4
5.	Chuck Jura (1972)	26	551	21.2
6.	Tyronn Lue (1998)	32	678	21.2
7.	Jerry Fort (1975)	26	525	20.2
8.	Dave Hoppen (1984)	30	598	19.9
9.	James Palmer Jr. (2019)	36	708	19.7
10.	Andre Smith (1980)	31	600	19.4

FIELD GOALS MADE

1.	Dave Hoppen (1985)	270
2.	Tyronn Lue (1998)	240
3.	Andre Smith (1980)	237
4.	Eric Piatkowski (1994)	226
5.	Dave Hoppen (1984)	220
6.	Chuck Jura (1972)	220
7.	Jerry Fort (1975)	218
8.	Marvin Stewart (1971)	215
9.	Tyronn Lue (1997)	215
10.	James Palmer Jr. (2019)	213

FIELD GOALS ATTEMPTED

1.	James Palmer Jr. (2019)	578
2.	Tyronn Lue (1998)	547
3.	Jerry Fort (1975)	508
4.	Jerry Fort (1974)	484
5.	Jim Buchanan (1952)	484
6.	Tyronn Lue (1997)	476
7.	Terran Petteway (2015)	465
8.	Eric Piatkowski (1994)	456
9.	Jaron Boone (1995)	455
10.	Jerry Fort (1976)	452

FIELD GOAL PCT. (min. 5 att./team game)

	FG-FGA	Pct.	
1.	Derrick Walker (2022)	129-189	.683
2.	Larry Cox (1976)	133-198	.672
3.	Dave Hoppen (1985)	270-418	.646
4.	Kimani Ffriend (2001)	144-231	.623
5.	Dave Hoppen (1986)	151-245	.616
6.	Andre Smith (1980)	237-388	.611
7.	Steffon Bradford (2001)	155-257	.603
8.	Dave Hoppen (1984)	220-367	.599
9.	Chuck Jura (1971)	181-306	.592
10.	Pete Manning (1988)	111-188	.590

3-POINT FIELD GOALS MADE

1.	Cary Cochran (2002)	89
2.	Andrew White III (2016)	87
3.	Ray Gallegos (2013)	83
4.	Glynn Watson Jr. (2019)	82
5.	Joe McCray (2005)	80
6.	Cary Cochran (2001)	78
7.	Tyronn Lue (1998)	78
8.	Jaron Boone (1995)	70
9.	Terran Petteway (2015)	68
10.	Marcus Perry (2007)	67
	James Palmer Jr. (2019)	67

3-POINT FIELD GOALS ATTEMPTED

1.	Ray Gallegos (2013)	271
2.	Joe McCray (2005)	226
3.	Terran Petteway (2015)	217
4.	James Palmer Jr. (2019)	214
5.	Glynn Watson Jr. (2019)	214
6.	Andrew White III (2016)	211
7.	Tyronn Lue (1998)	209
8.	Cary Cochran (2002)	207
9.	Bo Spencer (2012)	185
10.	Jaron Boone (1995)	182

3-POINT PCT. (min. 25 made)

	3FG-Att.	Pct.	
1.	Brian Conklin (2004)	66-118	.559
2.	Cary Cochran (2001)	78-165	.473
3.	Jay-R Strowbridge (2007)	25-54	.473
4.	Clifford Scales (1991)	26-57	.456
5.	Henry T. Buchanan (1987)	28-62	.452
6.	Eshaunte Jones (2010)	40-92	.435
7.	Brian Conklin (2002)	65-150	.433
8.	Ryan Anderson (2007)	48-111	.432
9.	Cary Cochran (2002)	89-207	.430
10.	Ryan Anderson (2010)	54-126	.429

FREE THROWS MADE

1.	James Palmer Jr. (2019)	215
2.	Jack Moore (1980)	184
3.	Terran Petteway (2014)	167
4.	Dave Hoppen (1985)	164
5.	James Palmer Jr. (2018)	163
6.	Bryce McGowens (2022)	162
7.	Dave Hoppen (1984)	158
8.	Aleks Maric (2007)	147
9.	Bob Gratopp (1969)	141
10.	Tom Russell (1962)	140

FREE THROWS ATTEMPTED

1.	James Palmer Jr. (2019)	282
2.	Kimani Ffriend (2000)	227
3.	James Palmer Jr. (2018)	221
4.	Aleks Maric (2007)	216
5.	Kimani Ffriend (2001)	213
6.	Bill Johnson (1954)	212
7.	Jack Moore (1980)	211
8.	Dave Hoppen (1985)	210
9.	Dave Hoppen (1984)	208
10.	Aleks Maric (2008)	207

FREE THROW PCT. (min. 2 att./game)

	FT-FTA	Pct.	
1.	Jack Moore (1982)	123-131	.939
2.	Cary Cochran (2002)	71-77	.9221
3.	Jack Moore (1981)	118-128	.9219
4.	Bo Spencer (2012)	92-105	.876
5.	Jack Moore (1980)	184-211	.872
6.	David Ponce (1984)	67-77	.870
7.	Nate Johnson (2004)	103-119	.866
8.	Kent Reckewey (1973)	35-41	.854
9.	Tom Baack (1966)	92-108	.852
10.	Brian Carr (1986)	79-93	.849

REBOUNDS

1.	Aleks Maric (2008)	335
2.	Venson Hamilton (1999)	335
3.	Venson Hamilton (1998)	315
4.	Chuck Jura (1972)	305
5.	Leroy Chalk (1971)	290
6.	Rich King (1991)	274
7.	Venson Hamilton (1997)	269
8.	Kimani Ffriend (2000)	263
9.	Aleks Maric (2007)	260
10.	Dave Hoppen (1985)	258

REBOUND AVG. (min. 175 rebounds)

	G	Reb.	Avg.	
1.	Chuck Jura (1972)	26	305	11.7
2.	Rex Ekwall (1955)	21	241	11.5
3.	Bill Johnson (1954)	21	236	11.2
4.	Leroy Chalk (1971)	26	290	11.1
5.	Rex Ekwall (1956)	21	224	10.7
6.	Aleks Maric (2008)	33	335	10.2
7.	Venson Hamilton (1999)	33	335	10.2
8.	Leroy Chalk (1969)	26	257	9.9
9.	Venson Hamilton (1998)	32	315	9.8
10.	Leroy Chalk (1970)	24	235	9.8

ASSISTS

1.	Brian Carr (1985)	237
2.	Brian Carr (1986)	201
3.	Charles Richardson Jr. (2007)	179
4.	Cam Mack (2020)	179
5.	Alonzo Verge Jr. (2022)	169
6.	Brian Carr (1987)	166
7.	Alonzo Verge Jr. (2022)	154
8.	Tyronn Lue (1998)	152
9.	Lance Jeter (2011)	145
10.	Jack Moore (1980)	145

ASSISTS PER GAME (min. 100 Assists)

	G	Assists	APG	
1.	Brian Carr (1985)	30	237	7.90
2.	Brian Carr (1986)	30	201	6.70
3.	Cam Mack (2020)	28	179	6.39
4.	Charles Richardson Jr. (2007)	31	179	5.77
5.	Alonzo Verge Jr. (2022)	31	169	5.45
6.	Brian Carr (1987)	33	166	5.03
7.	Tyronn Lue (1998)	32	152	4.75
8.	Jack Moore (1980)	31	145	4.68
9.	Jamar Johnson (1992)	28	130	4.64
10.	Lance Jeter (2011)	32	145	4.53

STEALS

1.	Cookie Belcher (1999)	102
2.	Erick Strickland (1995)	89
3.	Cookie Belcher (1997)	87
4.	Cookie Belcher (2001)	82
5.	Cookie Belcher (1998)	75
6.	Eric Johnson (1989)	68
7.	Venson Hamilton (1999)	67
8.	Brian Carr (1987)	67
9.	Clifford Scales (1991)	64
10.	Tyronn Lue (1998)	63

BLOCKED SHOTS

1.	Derrick Chandler (1992)	91
2.	Mikki Moore (1997)	88
3.	Kimani Ffriend (2000)	85
4.	Venson Hamilton (1999)	80
5.	Kimani Ffriend (2001)	74
6.	Mikki Moore (1996)	71
7.	Rich King (1991)	68
8.	Mikki Moore (1995)	67
9.	Isaiah Roby (2018)	66
10.	Venson Hamilton (1998)	66

MINUTES PLAYED

1.	James Palmer Jr. (2019)	1,269
2.	Glynn Watson Jr. (2019)	1,240
3.	Ray Gallegos (2013)	1,237
4.	Dylan Talley (2013)	1,173
5.	Dave Hoppen (1985)	1,155
6.	Tyronn Lue (1997)	1,150
7.	Tyronn Lue (1998)	1,149
8.	Jack Moore (1980)	1,143
9.	Andre Smith (1980)	1,141
10.	Charles Richardson Jr. (2007)	1,125

POINTS

1.	Dave Hoppen (1983-86)	2,167
2.	Eric Piatkowski (1991-94)	1,934
3.	Jerry Fort (1973-76)	1,882
4.	Andre Smith (1978-81)	1,717
5.	Aleks Maric (2005-08)	1,630
	Shavon Shields (2013-16)	1,630
7.	Jaron Boone (1993-96)	1,609
8.	Erick Strickland (1993-96)	1,586
9.	Tyronn Lue (1996-98)	1,577
10.	Cookie Belcher (1997-2001)	1,552

SCORING AVERAGE (min. 675 Points)

	G	Pts.	Avg.	
1.	Dave Hoppen (1983-86)	111	2,167	19.5
2.	James Palmer Jr. (2018-19)	69	1,276	18.5
3.	Terran Petteway (2014-15)	63	1,143	18.1
4.	Jerry Fort (1973-76)	105	1,882	17.9
5.	Tom Baack (1966-68)	75	1,299	17.3
6.	Marvin Stewart (1969-71)	75	1,138	17.2
7.	Stuart Lantz (1969-71)	75	1,269	16.9
8.	Chuck Jura (1970-72)	77	1,255	16.3
9.	Tyronn Lue (1996-98)	99	1,577	15.9
10.	Eric Piatkowski (1991-94)	123	1,934	15.7

FIELD GOALS MADE

1.	Dave Hoppen (1983-86)	804
2.	Jerry Fort (1973-76)	777
3.	Eric Piatkowski (1991-94)	676
4.	Andre Smith (1978-81)	673
5.	Aleks Maric (2005-08)	589
6.	Jaron Boone (1993-96)	575
7.	Rich King (1988-91)	564
8.	Shavon Shields (2013-16)	562
9.	Tyronn Lue (1996-98)	560
10.	Glynn Watson Jr. (2016-19)	557

FIELD GOALS ATTEMPTED

1.	Jerry Fort (1973-76)	1,793
2.	Eric Piatkowski (1991-94)	1,436
3.	Glynn Watson Jr. (2016-19)	1,417
4.	Dave Hoppen (1983-86)	1,341
5.	Jaron Boone (1993-96)	1,327
6.	Tyronn Lue (1996-98)	1,255
7.	Shavon Shields (2013-16)	1,236
8.	Erick Strickland (1993-96)	1,219
9.	Larry Florence (1997-2000)	1,150
10.	Andre Smith (1978-81)	1,148

FIELD GOAL PCT. (min. 400 att.)

	FG-FGA	Pct.	
1.	Larry Cox (1974-76)	270-432	.625
2.	Derrick Walker (2021-23)	335-540	.620
3.	Dave Hoppen (1983-86)	804-1,341	.600
4.	Andre Smith (1978-81)	673-1,148	.586
5.	Kimani Ffriend (2000-01)	267-460	.580
6.	Rich King (1988-91)	564-1,000	.564
7.	Bruce Chubick (1991-94)	303-540	.561
8.	Mikki Moore (1994-97)	274-676	.553
8.	Chuck Jura (1970-72)	500-910	.549
10.	Bernard Day (1985-86)	309-567	.545

3-POINT FIELD GOALS MADE

1.	Cary Cochran (1999-2002)	268
2.	Eric Piatkowski (1991-94)	202
3.	Ryan Anderson (2007-10)	185
4.	Glynn Watson Jr. (2016-19)	184
5.	Jaron Boone (1993-96)	181
6.	Erick Strickland (1993-96)	179
7.	Brian Conklin (2001-04)	176
8.	Ray Gallegos (2010-14)	158
9.	Cookie Belcher (1997-2001)	146
10.	Tyronn Lue (1996-98)	145

3-POINT FIELD GOALS ATTEMPTED

1.	Cary Cochran (1999-2002)	630
2.	Eric Piatkowski (1991-94)	564
3.	Glynn Watson Jr. (2016-19)	527
4.	Ray Gallegos (2010-14)	517
5.	Erick Strickland (1993-96)	512
6.	Jaron Boone (1993-96)	501
7.	Ryan Anderson (2007-10)	470
8.	Cookie Belcher (1997-2001)	450
9.	Brian Conklin (2001-04)	407
	Tyronn Lue (1996-98)	407

3-POINT FG PCT. (min. 100 att.)

	3FG-Att.	Pct.	
1.	Brian Conklin (2001-04)	176-407	.432
2.	Cary Cochran (1999-2002)	268-630	.425
3.	Jay-R Strowbridge (2007-08)	50-122	.410
4.	Clifford Scales (1988-91)	45-110	.409
5.	Henry T. Buchanan (1987-88)	67-165	.406
6.	Chris Cresswell (1990-92)	103-261	.395
7.	Ryan Anderson (2007-10)	185-470	.394
8.	Marcus Perry (2006-07)	98-249	.394
9.	Eshaunte Jones (2010-2011)	68-172	.390
10.	Paul Velander (2006-09)	128-329	.389

FREE THROWS MADE

1.	Dave Hoppen (1983-86)	559
2.	Aleks Maric (2005-08)	448
3.	Jack Moore (1979-82)	446
4.	Shavon Shields (2013-16)	429
5.	Eric Piatkowski (1991-94)	380
6.	James Palmer Jr. (2018-19)	378
7.	Andre Smith (1978-81)	371
8.	Venson Hamilton (1996-99)	360
9.	Rich King (1988-91)	345
10.	Erick Strickland (1993-96)	337

FREE THROW ATTEMPTS

1.	Dave Hoppen (1983-86)	724
2.	Aleks Maric (2005-08)	679
3.	Venson Hamilton (1996-99)	590
4.	Shavon Shields (2013-16)	565
5.	Andre Smith (1978-81)	562
6.	Rich King (1988-91)	510
7.	James Palmer Jr. (2018-19)	503
8.	Jack Moore (1979-82)	495
9.	Eric Piatkowski (1991-94)	489
10.	Jerry Fort (1973-76)	486

FREE THROW PCT. (min. 200 att.)

	FT-FTA	Pct.	
1.	Jack Moore (1979-82)	446-495	.901
2.	Tom Baack (1966-68)	247-297	.832
3.	Brandon Richardson (2009-12)	230-278	.827
4.	Brandon Ubel (2010-13)	240-299	.803
5.	Brian Carr (1984-87)	230-287	.801
6.	Nate Johnson (2003-04)	186-233	.798
7.	Jamar Johnson (1992-94)	166-210	.790
	Bob Gratopp (1968-70)	316-400	.790
9.	Tyronn Lue (1996-98)	312-396	.788
10.	Charles Richardson Jr. (2004-07)	156-200	.780

REBOUNDS (since 1952)

1.	Venson Hamilton (1996-99)	1,080
2.	Aleks Maric (2005-08)	1,015
3.	Leroy Chalk (1969-71)	782
4.	Dave Hoppen (1983-86)	773
5.	Rich King (1988-91)	761
6.	Andre Smith (1978-81)	753
7.	Chuck Jura (1970-72)	740
8.	Carl McPipe (1976-79)	723
9.	John Turek (2002-05)	682
10.	Rex Ekwall (1955-57)	679

REBOUND AVG. (min. 400 rebounds)

	G	Reb.	Avg.	
1.	Rex Ekwall (1955-57)	65	679	10.4
2.	Leroy Chalk (1969-71)	76	782	10.3
3.	Chuck Jura (1970-72)	77	740	9.6
4.	Bill Johnson (1952-54)	65	569	9.5
5.	Tom Russell (1961-62)	49	432	8.8
6.	Herschell Turner (1958-60)	72	626	8.7
7.	Kimani Ffriend (2000-01)	58	492	8.5
8.	Aleks Maric (2005-08)	121	1,015	8.4
9.	Venson Hamilton (1996-99)	129	1,080	8.4
10.	Derrick Chandler (1992-93)	60	490	8.2

ASSISTS (since 1974)

1.	Brian Carr (1984-87)	682
2.	Cookie Belcher (1997-2001)	477
3.	Jaron Boone (1993-96)	446
4.	Tyronn Lue (1996-98)	432
5.	Erick Strickland (1993-96)	414
6.	Charles Richardson Jr. (2004-07)	399
7.	Glynn Watson Jr. (2016-19)	382
	Jack Moore (1979-82)	382
9.	Jamar Johnson (1992-94)	355
10.	Clifford Scales (1988-91)	354

STEALS (since 1978)

1.	Cookie Belcher (1997-2001)	353
2.	Erick Strickland (1993-96)	257
3.	Venson Hamilton (1996-99)	186
4.	Glynn Watson Jr. (2016-19)	177
	Clifford Scales (1988-91)	177
6.	Ryan Anderson (2007-10)	166
7.	Brian Carr (1984-87)	159
8.	Tyronn Lue (1996-98)	154
9.	Brandon Richardson (2009-12)	145
10.	Benny Parker (2013-16)	137
	Larry Florence (1997-2000)	137
	Glynn Watson Jr. (2016-18)	137

BLOCKED SHOTS (since 1978)

1.	Venson Hamilton (1996-99)	241
2.	Mikki Moore (1994-97)	236
3.	Rich King (1988-91)	183
4.	John Turek (2002-05)	163
5.	Kimani Ffriend (2000-01)	159
6.	Isaiah Roby (2017-19)	154
7.	Aleks Maric (2005-08)	145
8.	Derrick Chandler (1992-93)	144
9.	Wes Wilkinson (2003-06)	113
10.	Jorge Brian Diaz (2010-12)	110

GAMES PLAYED

1.	Glynn Watson Jr. (2016-19)	134
2.	Cookie Belcher (1997-2001)	131
3.	Benny Parker (2013-16)	130
4.	Venson Hamilton (1996-99)	129
5.	Sek Henry (2007-10)	128
6.	Tai Webster (2014-17)	127
	Terrance Badgett (1993-96)	127
	Erick Strickland (1993-96)	127
	Jaron Boone (1993-96)	127
10.	Brandon Ubel (2010-13)	125

GAMES STARTED

1.	Cookie Belcher (1997-2001)	129
2.	Glynn Watson Jr. (2016-19)	113
3.	Shavon Shields (2013-16)	112
4.	Dave Hoppen (1983-86)	111
5.	Larry Florence (1997-2000)	105
6.	Jaron Boone (1993-96)	102
7.	Ryan Anderson (2007-10)	101
8.	Sek Henry (2007-10)	99
	Aleks Maric (2005-08)	99
10.	Jake Muhleisen (2002-05)	98

N 2023-24 NEBRASKA BASKETBALL SINGLE-SEASON RECORDS BY CLASS

POINTS SCORED (since 1970)

Senior		
1. James Palmer Jr. (2019).....	708	
2. Eric Piatkowski (1994).....	646	
3. Marvin Stewart (1971).....	556	
4. Chuck Jura (1972).....	551	
5. Tai Webster (2017).....	528	
6. Rich King (1991).....	526	
7. Aleks Maric (2008).....	519	
8. Venson Hamilton (1999).....	518	
Erick Strickland (1996).....	516	
10. Jerry Fort (1976).....	513	

Junior		
1. Dave Hoppen (1985).....	704	
2. Tyronn Lue (1998).....	678	
3. Andre Smith (1980).....	600	
4. James Palmer Jr. (2018).....	568	
5. Terran Petteway (2015).....	564	
6. Andrew White III (2016).....	563	
7. Jaron Boone (1995).....	559	
8. Aleks Maric (2007).....	556	
9. Jerry Fort (1975).....	525	
10. Erick Strickland (1995).....	505	

Sophomore		
1. Tyronn Lue (1997).....	603	
2. Dave Hoppen (1984).....	598	
3. Terran Petteway (2014).....	579	
4. Jerry Fort (1974).....	468	
5. Jack Moore (1980).....	458	
6. Carl McPipe (1977).....	440	
7. Eric Piatkowski (1992).....	414	
8. Shavon Shields (2014).....	409	
9. Glynn Watson Jr. (2017).....	404	
10. Brian Banks (1977).....	386	

Freshman		
1. Bryce McGowens (2022).....	522	
2. Dave Hoppen (1983).....	445	
3. Joe McCray (2005).....	432	
4. Jerry Fort (1973).....	376	
5. Eric Piatkowski (1991).....	372	
6. Jake Muhleisen (2002).....	328	
7. Cookie Belcher (1997).....	305	
8. Tyronn Lue (1996).....	296	
9. Glynn Watson Jr. (2016).....	292	
10. Jorge Brian Diaz (2010).....	291	

SCORING AVERAGE (since 1970)

Senior		
1. Dave Hoppen (1986).....	22.1	
2. Eric Piatkowski (1994).....	21.5	
3. Marvin Stewart (1971).....	21.4	
4. Chuck Jura (1972).....	21.2	
5. James Palmer Jr. (2019).....	19.7	
6. Jerry Fort (1976).....	19.0	
7. Andre Smith (1981).....	18.3	
8. Tai Webster (2017).....	17.0	
9. Shavon Shields (2016).....	16.8	
10. Cookie Belcher (2001).....	16.4	

Junior		
1. Dave Hoppen (1985).....	23.5	
2. Tyronn Lue (1998).....	21.2	
3. Jerry Fort (1975).....	20.2	
4. Andre Smith (1980).....	19.4	
5. Tyronn Lue (1997).....	18.8	
6. Aleks Maric (2007).....	18.5	
7. Terran Petteway (2015).....	18.2	
8. Jaron Boone (1995).....	17.5	
Chuck Jura (1971).....	17.5	
10. James Palmer Jr. (2018).....	17.2	

Sophomore		
1. Dave Hoppen (1984).....	19.9	
2. Tyronn Lue (1997).....	18.8	
3. Jerry Fort (1974).....	18.0	
4. Terran Petteway (2014).....	18.1	
5. Carl McPipe (1977).....	15.2	
6. Jack Moore (1980).....	14.8	
7. Eric Piatkowski (1992).....	14.3	
8. Andre Smith (1979).....	13.5	
9. Brian Banks (1977).....	13.3	
10. Glynn Watson Jr. (2017).....	13.0	

Freshman		
1. Bryce McGowens (2022).....	16.8	
2. Joe McCray (2005).....	15.5	
3. Jerry Fort (1973).....	14.5	
4. Dave Hoppen (1983).....	13.9	
5. Jake Muhleisen (2002).....	11.7	
6. Eric Piatkowski (1991).....	10.9	
7. Ryan Anderson (2007).....	10.1	
8. Andre Smith (1978).....	9.3	
9. Cookie Belcher (1997).....	9.2	
10. Ron Taylor (1974).....	8.8	
Jorge Brian Diaz (2010).....	8.8	

FIELD GOALS MADE (since 1970)

Senior		
1. Eric Piatkowski (1994).....	226	
2. Chuck Jura (1972).....	220	
3. Marvin Stewart (1971).....	215	
4. James Palmer Jr. (2019).....	213	
5. Rich King (1991).....	202	
6. Jerry Fort (1976).....	201	
7. Aleks Maric (2008).....	191	
8. Venson Hamilton (1999).....	194	
9. Andre Smith (1981).....	185	
10. Tai Webster (2017).....	183	

Junior		
1. Dave Hoppen (1985).....	270	
2. Tyronn Lue (1998).....	240	
3. Andre Smith (1980).....	237	
4. Jerry Fort (1975).....	218	
5. Aleks Maric (2007).....	203	
6. Jaron Boone (1995).....	199	
7. Andrew White III (2016).....	195	
8. Carl Hayes (1991).....	192	
9. Carl McPipe (1978).....	190	
10. Terran Petteway (2015).....	184	

Sophomore		
1. Dave Hoppen (1984).....	220	
2. Tyronn Lue (1997).....	215	
3. Jerry Fort (1974).....	207	
4. Carl McPipe (1977).....	183	
5. Terran Petteway (2014).....	182	
6. Brian Banks (1977).....	160	
7. Jorge Brian Diaz (2011).....	150	
8. Andre Smith (1979).....	146	
9. Glynn Watson Jr. (2017).....	144	
Eric Piatkowski (1992).....	144	

Freshman		
1. Dave Hoppen (1983).....	163	
2. Bryce McGowens (2022).....	160	
3. Jerry Fort (1973).....	151	
4. Joe McCray (2005).....	143	
5. Jorge Brian Diaz (2010).....	133	
6. Cookie Belcher (1997).....	117	
7. Jake Muhleisen (2002).....	115	
Glynn Watson Jr. (2016).....	115	
9. Tyronn Lue (1996).....	105	
Andre Smith (1978).....	105	

3-POINTERS MADE (since 1987)

Senior		
1. Cary Cochran (2002).....	89	
2. Glynn Watson Jr. (2019).....	82	
3. James Palmer Jr. (2019).....	67	
Marcus Perry (2007).....	67	
5. Brian Conklin (2004).....	66	
6. Bo Spencer (2012).....	63	
Eric Piatkowski (1994).....	63	
8. Wes Wilkinson (2006).....	62	
9. Paul Velander (2009).....	60	
10. Jaron Boone (1996).....	59	
Chris Cresswell (1992).....	59	

Junior		
1. Andrew White III (2016).....	87	
2. Ray Gallegos (2013).....	83	
3. Cary Cochran (2001).....	78	
Tyronn Lue (1998).....	78	
5. Jaron Boone (1995).....	70	
6. Terran Petteway (2015).....	68	
7. Keisei Tominaga (2023).....	66	
8. Ray Richardson (1989).....	57	
9. Erick Strickland (1995).....	54	
10. Danny Walker (2000).....	53	



Jerry Fort held the Husker freshman scoring average record from 1973 until 2005 when Joe McCray bettered his mark by nearly 1.0 point per game. Fort was the first-ever Husker freshman to lead Nebraska in scoring average.

**Sophomore**

1. Brian Conklin (2002)	65
2. Cary Cochran (2000)	62
3. Ryan Anderson (2008).....	50
4. Glynn Watson Jr. (2017).....	48
Terran Petteway (2014).....	48
Walter Pitchford (2014).....	48
7. Jack McVeigh (2017).....	47
Tyronn Lue (1997).....	47
Eric Piatkowski (1992).....	47
10. Cam Mack (2020).....	43

Freshman

1. Joe McCray (2005)	80
2. C.J. Wilcher (2022).....	52
3. Ryan Anderson (2007).....	48
4. Jamel White (2006).....	44
Eric Piatkowski (1991).....	44
6. Bryce McGowens (2022).....	40
Eshaunte Jones (2010).....	40
8. Cary Cochran (1999).....	39
9. Jake Muhleisen (2002).....	35
10. Jack McVeigh (2016).....	34

REBOUNDS (since 1969)**Senior**

1. Aleks Maric (2008).....	335
Venson Hamilton (1999).....	335
3. Chuck Jura (1972).....	305
4. Leroy Chalk (1971).....	290
5. Rich King (1991).....	274
6. Derrick Chandler (1993).....	252
7. Mikki Moore (1997).....	245
8. Steffon Bradford (2001).....	244
9. Jason Dourisseau (2006).....	240
10. Kimani Ffriend (2001).....	229

Junior

1. Venson Hamilton (1998).....	315
2. Kimani Ffriend (2000).....	263
3. Aleks Maric (2007).....	260
4. Dave Hoppen (1985).....	258
5. Tony Farmer (1991).....	251
Andre Smith (1980).....	251
7. Steffon Bradford (2000).....	243
Chuck Jura (1971).....	243
9. Isaiah Roby (2019).....	240
10. Derrick Chandler (1992).....	238

Sophomore

1. Venson Hamilton (1997).....	269
2. Leroy Chalk (1969).....	257
3. Aleks Maric (2006).....	251
4. Carl McPipe (1977).....	241
5. Bob Siegel (1975).....	227
6. Dave Hoppen (1984).....	207
7. Isaiah Roby (2018).....	200
8. Mikki Moore (1995).....	198
9. John Turek (2003).....	197
10. Rich King (1989).....	195

Freshman

1. Yvan Ouedraogo (2020).....	203
2. Aleks Maric (2005).....	169
3. John Turek (2002).....	162
4. Bryce McGowens (2022).....	161
Venson Hamilton (1996).....	161
Dave Hoppen (1983).....	161
7. Michael Jacobson (2016).....	147
8. Shavon Shields (2013).....	144
Andre Smith (1978).....	144
10. Joe McCray (2005).....	140

ASSISTS (since 1974)**Senior**

1. Charles Richardson Jr. (2007).....	179
2. Alonzo Verge Jr. (2022).....	169
3. Brian Carr (1987).....	166
4. Lance Jeter (2011).....	145
5. Eric Johnson (1989).....	135
6. Jaron Boone (1996).....	134
7. Cookie Belcher (2001).....	131
8. Beau Reid (1991).....	130
9. Tai Webster (2017).....	124
David Ponce (1984).....	124

Junior

1. Brian Carr (1986).....	201
2. Tyronn Lue (1998).....	152
3. Cookie Belcher (1999).....	138
4. Lance Jeter (2010).....	134
5. Erick Strickland (1995).....	133
6. Tom Wald (1995).....	128
7. Jaron Boone (1995).....	116
8. Eric Johnson (1988).....	112
9. Clifford Scales (1990).....	110
10. Jack Moore (1981).....	108

Sophomore

1. Brian Carr (1985).....	237
2. Cam Mack (2020).....	179
3. Jack Moore (1980).....	145
4. Tyronn Lue (1997).....	136
5. Beau Reid (1989).....	135
6. Jamar Johnson (1992).....	130
7. Cookie Belcher (1998).....	124
7. Cookie Miller (2009).....	109
Jaron Boone (1994).....	109
10. Dalano Banton (2021).....	105

Freshman

1. Tyronn Lue (1996).....	144
2. Cookie Miller (2008).....	109
3. Jake Muhleisen (2002).....	105
4. Jaron Boone (1993).....	87
5. Glynn Watson Jr. (2016).....	83
6. Brian Carr (1984).....	78
7. Marcus Walker (2006).....	74
8. Benny Parker (2013).....	69
9. Cookie Belcher (1997).....	68
Eric Piatkowski (1991).....	68

STEALS (since 1978)**Senior**

1. Cookie Belcher (2001).....	82
2. Eric Johnson (1989).....	68
3. Venson Hamilton (1999).....	67
Brian Carr (1987).....	67
5. Clifford Scales (1991).....	64
6. Erick Strickland (1996).....	61
7. Lance Jeter (2011).....	57
8. Charles Richardson Jr. (2007).....	56
9. Brandon Richardson (2012).....	54
10. Ryan Anderson (2010).....	53

Junior

1. Cookie Belcher (1999).....	102
2. Erick Strickland (1995).....	89
3. Tyronn Lue (1998).....	63
4. Eric Johnson (1988).....	60
5. Carl Hayes (1991).....	54
6. Venson Hamilton (1998).....	53
7. Jamar Johnson (1993).....	52
8. Brennon Clemmons (2002).....	48
9. Glynn Watson Jr. (2018).....	47
10. Tai Webster (2016).....	46
Ray Gallegos (2013).....	46

Sophomore

1. Cookie Belcher (1998).....	75
2. Erick Strickland (1994).....	60
3. Glynn Watson Jr. (2017).....	50
4. Ryan Anderson (2008).....	47
5. Venson Hamilton (1997).....	46
6. Cookie Miller (2009).....	45
7. Jack Moore (1980).....	42
8. Tyronn Lue (1997).....	41
9. Brian Carr (1985).....	40
10. Jamar Johnson (1992).....	38
Carl Hayes (1990).....	38

Freshman

1. Cookie Belcher (1997).....	87
2. Cookie Miller (2008).....	57
3. Tyronn Lue (1996).....	50
4. Erick Strickland (1993).....	47
5. Glynn Watson Jr. (2016).....	40
6. Joe McCray (2005).....	32
Clifford Scales (1988).....	32
8. Jake Muhleisen (2002).....	28
9. Jaron Boone (1993).....	26
10. Brandon Richardson (2009).....	25
Ryan Anderson (2007).....	25

BLOCKED SHOTS (since 1978)**Senior**

1. Mikki Moore (1997).....	88
2. Venson Hamilton (1999).....	80
3. Kimani Ffriend (2001).....	74
4. Rich King (1991).....	68
5. Wes Wilkinson (2006).....	61
6. Aleks Maric (2008).....	57
7. Derrick Chandler (1993).....	53
8. John Turek (2005).....	35
9. Andre Almeida (2013).....	32
10. Carl McPipe (1979).....	30

Junior

1. Derrick Chandler (1992).....	91
2. Kimani Ffriend (2000).....	85
3. Mikki Moore (1996).....	71
4. Isaiah Roby (2019).....	66
Venson Hamilton (1998).....	66
6. Rich King (1990).....	45
7. Andre Almeida (2011).....	39
8. John Turek (2004).....	37
9. Isaac Copeland (2018).....	33
Aleks Maric (2007).....	33
Wes Wilkinson (2005).....	33

Sophomore

1. Mikki Moore (1995).....	67
2. Isaiah Roby (2018).....	63
3. Venson Hamilton (1997).....	56
4. John Turek (2003).....	52
5. Rich King (1989).....	50
6. Aleks Maric (2006).....	39
7. Jorge Brian Diaz (2011).....	38
8. Terrance Badgett (1994).....	26
9. Dalano Banton (2021).....	25
Louis Truscott (2000).....	24
Terran Petteway (2014).....	24

Freshman

1. Jorge Brian Diaz (2010).....	41
2. John Turek (2002).....	39
Venson Hamilton (1996).....	39
4. Michael Jacobson (2016).....	28
5. Isaiah Roby (2017).....	25
6. Ed Morrow Jr. (2016).....	21
7. Cookie Belcher (1997).....	20
Rich King (1988).....	20
9. Brant Harriman (1988).....	19
Dave Hoppen (1983).....	19



VICTORIES

1.	1991	26
2.	2018	22
	1983	22
	1978	22
	1920	22
6.	1996	21
	1987	21
8.	2008	20
	1999	20
	1998	20
	1966	20
	1994	20
	1993	20

LOSSES

1.	2020	25
2.	2022	22
3.	2021	20
4.	1963	19
	2000	19
	2003	19
	2017	19
	2021	19
9.	1964	18
	1988	18
	1990	18
	2010	18
	2012	18
	2013	18
	2015	18
	2016	18

SCORING AVERAGE

1.	1991	87.6
2.	1994	87.3
3.	1990	80.7
4.	1992	80.5
	1993	80.5
6.	1996	80.2
7.	1967	78.9
8.	1995	78.4
9.	1968	78.2
10.	1966	77.2

FIELD GOALS MADE

1.	1991	1,081
2.	1996	1,007
3.	1994	956
4.	1989	936
5.	2019	916
6.	1993	908
7.	1995	907
8.	1987	904
9.	1997	895
10.	2016	883

FIELD GOALS ATTEMPTED

1.	1991	2,185
2.	2019	2,133
3.	1996	2,089
4.	2020	2,011
5.	1989	1,991
6.	1994	1,978
7.	2016	1,976
8.	1993	1,975
9.	1995	1,947
10.	1998	1,938

FIELD GOAL PERCENTAGE

1.	1984	514
2.	1983	513
3.	1985	512
4.	1986	511
5.	1980	508
6.	1971	505
7.	1991	495
8.	1981	490
9.	1978	489
10.	2001	487

3-POINT FG MADE

1.	2019	270
2.	2002	267
3.	2020	253
4.	2007	244
5.	2018	232
6.	2021	228
7.	2022	224
8.	2006	221
9.	2016	220
10.	2010	217

3-POINT FG ATTEMPTED

1.	2019	800
2.	2020	796
3.	2002	729
4.	2022	701
5.	2021	684
6.	2018	670
7.	2023	657
8.	2007	650
9.	2006	637
10.	2016	634

3-POINT FG PERCENTAGE

1.	2010	397
2.	2004	389
3.	2001	383
4.	2007	375
5.	1992	374
6.	1987	369
7.	2002	366
8.	1989	364
9.	2009	361
10.	1988	358

FREE THROWS MADE

1.	1991	690
2.	1996	618
3.	1987	544
4.	1989	541
5.	1969	527
6.	1993	523
	1995	523
8.	2018	514
	1994	514
10.	2014	511

FREE THROWS ATTEMPTED

1.	1991	981
2.	1996	897
3.	1989	808
4.	1953	795
5.	1987	778
6.	1954	772
7.	1995	766

8.	1993	765
9.	2006	758
10.	1997	752

FREE THROW PERCENTAGE

1.	2012	766
2.	1968	765
3.	1981	750
4.	1980	749
5.	1994	745
6.	1986	743
7.	1982	741
8.	2022	731
9.	2016	730
10.	1967	727

REBOUNDS

1.	1991	1,454
2.	1996	1,353
3.	1994	1,320
4.	1992	1,305
5.	1997	1,295
6.	1989	1,292
7.	1993	1,283
8.	2006	1,277
	2019	1,277
10.	1998	1,263

REBOUND AVERAGE

1.	1961	48.8
	1960	48.8
3.	1962	45.1
4.	1992	45.0
5.	1959	44.9
6.	1963	44.0
7.	1974	43.4
8.	1991	42.8
9.	1964	42.5
10.	1966	42.4

ASSISTS (since 1974)

1.	1991	696
2.	1985	615
3.	1996	608
4.	1989	592
5.	1994	581
6.	1995	572
7.	1986	558
8.	1983	555
9.	1993	540
	1992	540

FEWEST TURNOVERS (since 1977)

1.	1982	302
2.	2002	317
3.	1981	318
4.	1985	339
5.	1986	341

MOST TURNOVERS (since 1977)

1.	1996	627
2.	1991	610
3.	1999	597
4.	1997	585
5.	1989	580

BLOCKED SHOTS (since 1978)

1.	1997	202
2.	1996	185
3.	2018	183
4.	1992	169
5.	1991	165
6.	1999	158
7.	1998	156
8.	2019	151
	1995	151
10.	2000	145

STEALS (since 1978)

1.	1999	359
2.	1998	319
3.	1991	315
4.	1995	299
5.	1997	298
6.	1996	292
7.	2008	277
8.	1988	274
9.	1994	267
10.	2009	265

FEWEST POINTS ALLOWED, SEASON

1.	1950	1,233
2.	1949	1,322
3.	1951	1,345
4.	1948	1,356
5.	1953	1,432
6.	1958	1,478
7.	1959	1,504
8.	1955	1,508
9.	1960	1,516
10.	1957	1,519

FEWEST POINTS ALLOWED PER GAME

1.	1949	50.8
2.	1950	53.6
3.	1982	55.3
4.	1948	56.5
5.	1951	58.5
6.	1959	60.2
7.	2009	60.4
8.	2011	60.5
9.	2008	60.7
10.	1983	60.9

MOST POINTS ALLOWED, SEASON

1.	1991	2,977
2.	1996	2,643
3.	1988	2,578
4.	2022	2,513
5.	2020	2,499

MOST POINTS ALLOWED PER GAME

1.	1990	86.1
2.	1994	80.6
3.	2022	78.5
4.	1991	78.2
5.	2020	78.1



Cary Cochran helped the Huskers set the then-school record with 267 3-pointers as a team during the 2001-02 season.

FEWEST POINTS ALLOWED, SINGLE GAME (since 1947)

1. 26 vs. Bethune-Cookman, Dec. 20, 2003 (NU 70)
2. 28 vs. North Carolina Central, Dec. 22, 2007 (71)
3. 32 vs. South Dakota, Dec. 3, 1949 (61)
4. 34 vs. Morgan State, Dec. 6, 2004 (64)
- 34 vs. Kansas, Jan. 8, 1949 (52)
6. 35 vs. Southeastern Louisiana, Nov. 11, 2018 (87)
7. 37 vs. Mississippi Valley State, Nov. 6, 2018 (106)
- 37 vs. Savannah State, Dec. 11, 2007 (82)
9. 38 vs. South Dakota, Dec. 16, 1947 (65)
- 38 vs. Santa Clara, Dec. 12, 1950 (53)
- 38 vs. Kansas, Feb. 11, 1961 (33)
- 38 vs. Mary, Nov. 15, 2016 (70)

FEWEST POINTS BY NU, SINGLE GAME (since 1947)

1. 28 at Kansas State (53), March 1, 1949
2. 33 vs. Kansas (38), Feb. 11, 1961
3. 34 vs. Kansas State (48), Dec. 27, 1948
- 34 at Michigan State (62), Feb. 25, 2012
5. 35 vs. Oklahoma State (52), March 16, 1949 (NCAA Playoff)
6. 36 at Kansas (49), Feb. 11, 1950
- 36 at Kansas State (71), Jan. 12, 1952
8. 38 at San Jose State (39), Dec. 29, 1947
- 38 at Oregon (60), Dec. 15, 2012
10. 39 at Oklahoma (66), Feb. 10, 1958
- 39 at Oklahoma State (54), Feb. 7, 1959
- 39 vs. Kansas (45), Feb. 23, 1963
- 39 vs. Kansas State (41), March 7, 1984 (B8T)
- 39 vs. Kansas (92), Feb. 17, 2007
- 39 vs. Oklahoma State (54), March 8, 2007 (B12T)

MOST POINTS, BOTH TEAMS

1. 230 at Oklahoma 133, Nebraska 97, Feb. 21, 1987
- 230 Nebraska 117, Oklahoma 113, March 8, 1991 (B8T, OT)
3. 226 at Oklahoma 115, Nebraska 111, Feb. 14, 1994 (OT)
4. 220 Nebraska 114, Oregon 106, Nov. 25, 1995 (OT)

5. 217 at Oklahoma 117, Nebraska 100, Jan. 13, 1996 (30T)
6. 213 Northern Iowa 109, Nebraska 104, Dec. 16, 1995
7. 211 at Nebraska 116, Texas-Arlington 95, Dec. 21, 1992
8. 210 Nebraska 111, at Oklahoma 99, Jan. 26, 1991
- 210 at California-Irvine 109, Nebraska 101, Nov. 28, 1986
10. 207 Marshall 119, Nebraska 88, March 13, 1967 (NIT)
- 207 Nebraska 106, at Southern Utah 101, Nov. 30, 1991

FEWEST POINTS, BOTH TEAMS

1. 71 Kansas 38, at Nebraska 33, Feb. 11, 1961
2. 77 at San Jose State 39, Nebraska 38, Dec. 29, 1947
3. 80 Kansas State 41, at Nebraska 39, March 7, 1984 (B8T)
4. 81 at Kansas State 53, Nebraska 28, March 1, 1949
5. 82 Kansas State 48, Nebraska 34, Dec. 27, 1948 (KC,B7HT)
- 82 at Nebraska 43, Air Force 39, Dec. 8, 1962
7. 84 at Nebraska 43, Kansas 41, Feb. 22, 1958
- 84 Kansas 45, at Nebraska 39, Feb. 23, 1963
9. 85 Nebraska 44, at Iowa State 41, Feb. 19, 1949
- 85 at Kansas 49, Nebraska 36, Feb. 11, 1950

100-POINT HUSKER GAMES

1. 117 vs. Harvard (79), Dec. 1, 1989
- 117 vs. Oklahoma (113), March 8, 1991 (B8T, OT)
3. 116 vs. Nevada (71), Dec. 14, 1970
- 116 vs. Texas-Arlington (95), Dec. 21, 1992
5. 114 vs. Oregon (106), Nov. 25, 1995 (OT)
6. 113 vs. Augustana, S.D. (69), Nov. 26, 1983
- 113 vs. Tennessee Tech (92), Dec. 14, 1990
8. 111 vs. Cal State Fullerton (74), Dec. 4, 1967
- 111 at Oklahoma (99), Jan. 26, 1991
- 111 vs. Portland (85), Dec. 4, 1993
- *111 at Oklahoma (115), Feb. 14, 1994 (OT)
12. 110 vs. Oklahoma (90), Jan. 27, 1968
- 110 vs. Doane (64), Dec. 17, 2020
14. 108 vs. Appalachian State (71), Dec. 31, 1994
- 108 vs. Colgate (76), Dec. 4, 1992
16. 107 vs. Saint Louis (79), Nov. 23, 1990
- 107 vs. North Carolina A&T (57), Dec. 19, 2005
18. 106 vs. Mississippi Valley State (37), Nov. 6, 2019
- 106 at Southern Utah (101), Nov. 30, 1991
- 106 vs. Colorado (67), Jan. 8, 1994
21. 105 vs. Eastern Washington (71), Jan. 14, 1984
- 105 vs. Northwest Missouri St. (64), Jan. 5, 1987
- 105 vs. Toledo (68), Dec. 8, 1990
- 105 vs. Oklahoma (93), Feb. 16, 1991
- 105 vs. Oklahoma (88), March 11, 1994 (B8T)
26. 104 vs. UTSA (94), Dec. 20, 2017
- 104 vs. Montana State (60), Dec. 23, 1978
- 104 vs. Pepperdine (100), Dec. 2, 1989
- 104 vs. Northern Iowa (109), Dec. 16, 1995
30. 102 vs. Eastern Washington (67), Dec. 21, 1991
- 102 vs. Iowa State (86), Feb. 12, 1994
- 102 vs. McNeese State (55), Nov. 25, 2020
33. 101 at Wisconsin (88), Dec. 1, 1965
- 101 vs. South Dakota (69), Dec. 1, 1984
- 101 at California-Irvine (109), Nov. 28, 1986
- 101 vs. Northeastern Illinois (60), Dec. 21, 1994
37. 100 vs. Washington State (75), Dec. 12, 1966
- 100 vs. South Dakota State (83), Nov. 30, 1979
- 100 vs. Illinois (73), Nov. 24, 1990
- 100 vs. Creighton (83), Dec. 10, 1992
- 100 vs. Southern Utah (85), Jan. 5, 1993
- 100 at Colorado (86), Feb. 8, 1995
- 100 at Oklahoma (117), Jan. 13, 1996 (30T)
- 100 at NC State (104), Dec. 1, 2021 (40T)

Note: Nebraska is 39-5 when it has scored 100 or more points. *Most points scored in loss

100-POINT GAMES AGAINST NU

1. 133 at Oklahoma, Feb. 21, 1987 (NU 97)
2. 119 by Marshall, March 13, 1967 (88, NIT)
3. 117 at Oklahoma, Jan. 13, 1996 (100, 30T)
4. 115 at Oklahoma, Feb. 14, 1994 (111, OT)
5. 114 at Kansas State, Jan. 10, 1987 (82)
- 114 at Iowa State, Jan. 28, 1988 (76)
7. 113 at Oklahoma, March 5, 1988 (93)
- 113 by Oklahoma, March 8, 1991 (117, B8T, OT)##
9. 112 at Houston, Dec. 12, 1969 (82)
10. *111 by Missouri, Jan. 13, 1990 (95)
11. 110 at Kansas, Feb. 26, 1966 (73)
12. 109 at California-Irvine, Nov. 28, 1986 (101)
- 109 by SW Louisiana, Dec. 29, 1992 (80)
- 109 by Northern Iowa, Dec. 16, 1995 (104)
15. 108 at Kansas State, March 10, 1953 (80)
16. 107 at Missouri, Feb. 10, 1990 (85)
- 107 by Oklahoma, March 13, 1992 (85, B8T)
- 107 at Minnesota, March 8, 2020
19. 106 at Oklahoma, March 7, 1992 (97)
- 106 by Oregon, Nov. 25, 1995 (114, OT)##
21. 105 at Oklahoma, Jan. 31, 1990 (64)
- 105 at Texas, Jan. 21, 1998 (91)
23. 104 at NC State, Dec. 1, 2021 (100, 4 OT)
24. 103 at Ohio State, Dec. 14, 1988 (76)
- 103 at Oklahoma, March 4, 1989 (76)
- 103 vs. Oklahoma State, Feb. 14, 1990 (84)
- 103 at Kansas, Jan. 25, 1992 (78)
28. 102 at Kansas, Feb. 8, 1958 (46)
- 102 at Wyoming, Dec. 7, 1966 (98)
- 102 at Oklahoma, Jan. 14, 1993 (89)
- 102 at Texas, Jan. 4, 1995 (74)
- 102 at Iowa, March 2, 2021 (64)
- 102 Michigan, Dec. 7, 2021 (67)
34. 101 at Iowa State, Feb. 24, 1990 (85)
- 101 at Michigan State, Dec. 4, 1991 (78)
- 101 at Southern Utah, Nov. 30, 1992 (106)##
- 101 at Texas Christian, March 15, 1999 (89)
38. 100 vs. Kansas State, Dec. 26, 1963 (78)
- 100 at Kansas, Feb. 17, 1970 (87)
- 100 vs. Pepperdine, Dec. 2, 1989 (104)##

Note: Nebraska is 4-36 when allowing 100 or more points, (wins indicated with ##). *Most points scored against NU in Lincoln.



Aleks Maric helped the Huskers to a pair of postseason appearances during his Husker career from 2005-08.

LARGEST VICTORY MARGIN

No.	Margin	Score	H/A	Opponent	Season
1.	74	82-8	A	Crete	1906-07
2.	69	106-37	H	Mississippi Valley State	2018-19
3.	57	97-40	H	Arkansas-Pine Bluff	2004-05
4.	54	57-3	H	Doane	1899-1900
	54	57-3	A	Nebraska Wesleyan	1898-99
6.	52	87-35	H	Southeastern Louisiana	2018-19
	52	98-46	H	Southwest Missouri State	1982-83
	52	62-10	H	Morningside	1911-12
9.	50	107-57	H	North Carolina A&T	2005-06
	50	93-43	H	Missouri Western State	1982-83
11.	49	91-42	H	Sam Houston State	1991-92
	49	63-14	H	Nebraska Wesleyan	1901-02
13.	47	88-41	H	Delaware State	1995-96
	47	102-55	H	McNeese State	2020-21
14.	46	97-51	H	Mississippi Valley State	2015-16
	46	110-64	H	Doane	2020-21

Note: Nebraska's largest margin of victory over a conference opponent was 40 points vs. Kansas, March 2, 1901 (48-8).

LARGEST LOSING MARGIN

No.	Margin	Score	Opponent	Season
1.	56	46-102	at Kansas	1957-58
2.	53	39-92	at Kansas	2006-07
3.	44	29-73	at Haskell Institute	1901-02
4.	43	9-52	at Minnesota	1901-02
5.	42	54-96	at Kansas	2005-06
	42	27-69	at Illinois	1942-43
	42	30-72	at Kansas	1945-46
	42	47-89	vs. Colorado (at K.C.)	1954-55
9.	41	64-105	at Oklahoma	1989-90
10.	40	51-91	at Texas	2009-10
	40	15-55	at DePaul	1943-44
	40	53-93	at Oklahoma State	1994-95
13.	39	4-43	at Wisconsin	1907-08
	39	16-55	at Missouri	1921-22
	39	54-93	at Oklahoma State	1964-65
	39	55-94	at Oklahoma State	1999-2000
	39	57-96	at Kansas	2001-02

HUSKER WINNING STREAKS

No.	Season	Win Streak	Date Started	Date Ended
1.	1990-91	14 games	11-28-90	1-22-91
	1911-12/12-13	14 games	1-27-12	1-25-13
3.	1919-20/20-21	13 games	2-6-20	1-3-21
	1897-98/1900-01	13 games	2-22-1898	1901**
5.	1912-13	12 games	1-31-13	3-12-13
6.	2010-11	11 games	11-20-10	1-12-11
	1993-94	11 games	12-3-93	1-19-94
	1905-06/06-07	11 games	2-25-06	2-15-07
9.	1994-95	10 games	11-27-94	1-4-95
	1977-78	10 games	12-2-77	12-29-77

**Dates unavailable

Consecutive Conference Victories:

29, all eight in 1911-12, all 10 in 1912-13, all seven in 1913-14, first four in 1914-15 (ended at Kansas, 43-18, Jan. 22, 1915)

Consecutive Home Victories:

20, all 11 games in 1965-66, first nine games in 1966-67 (ended by Kansas, 64-57, March 4, 1967)

20, final 11 game in 2017-18, first nine games in 2018-19 (ended by Michigan State, 70-64, Jan. 17, 2019)

Consecutive Home Conference Victories:

15, all four games in 1911-12, all five games in 1912-13, all four games in 1913-14, first two games in 1914-15 (ended by Drake, 20-19, Feb. 19, 1915)

Consecutive Losses:

17, final 17 games of 2019-20 season

Consecutive Conference Losses:

24, final 15 games of 2019-20 season, first nine games of 2020-21 (ended at Penn State, 62-61, Feb. 14, 2021)

Consecutive Home Losses:

7, games five through 11 in 1962-63 (ended vs. Oklahoma State, 49-48, Feb. 25, 1963)

7, final seven games of 2019-20,

7, games seven through 13 in 2020-21 (ended vs. Minnesota, 78-74, Feb. 27, 2021)

Consecutive Home Conference Losses:

14, last seven games of 2019-20, first seven games of 2020-21 (ended vs. Minnesota, 78-74, Feb. 27, 2021)



Derrick Chandler blocked 144 shots during his two-year career. He holds the Nebraska single-season blocked shots record with 91 rejections in 1991-92.



POINTS SCORED

Year	Leader	G	Pts.	PPG
2023	Derrick Walker, Sr., F	27	367	13.6
2022	Bryce McGowens, Fr., G	31	522	16.8
2021	Teddy Allen, Jr., G	22	362	16.5
2020	Haanif Cheatham, Sr., G	32	419	13.1
2019	James Palmer Jr., Sr., G	36	708	19.7
2018	James Palmer Jr., Jr., G	33	568	17.2
2017	Tai Webster, Sr., G	31	527	17.0
2016	Shavon Shields, Sr., F	30	503	16.8
2015	Terran Petteway, Jr., G	31	564	18.2
2014	Terran Petteway, So., G	32	579	18.1
2013	Dylan Talley, Sr., G	33	453	13.7
2012	Bo Spencer, Sr., G	30	461	15.4
2011	Lance Jeter, Sr., G	32	373	11.7
2010	Ryan Anderson, Sr., G	31	351	11.3
2009	Ade Dagunduro, Sr., G	31	398	12.8
2008	Aleks Maric, Sr., C	33	519	15.7
2007	Aleks Maric, Jr., C	30	556	18.5
2006	Wes Wilkinson, Sr., F	32	382	11.9
2005	Joe McCray, Fr., G	28	433	15.5
2004	Nate Johnson, Sr., G	30	389	13.0
2003	Andrew Drevo, Jr., F	29	402	13.9
2002	Cary Cochran, Sr., G	28	392	14.0
2001	Cookie Belcher, Sr., G	30	492	16.4
2000	Larry Florence, Sr., F	30	389	13.0
1999	Venson Hamilton, Sr., C	33	518	15.7
1998	Tyronn Lue, Jr., G	32	678	21.2
1997	Tyronn Lue, So., G	32	603	18.8
1996	Erick Strickland, Sr., G	35	516	14.7
1995	Jaron Boone, Jr., G	32	559	17.5
1994	Eric Piatkowski, Sr., F	30	646	21.5
1993	Eric Piatkowski, Jr., F	30	502	16.7
1992	Eric Piatkowski, So., F	29	414	14.3
1991	Rich King, Sr., C	34	526	15.5
1990	Rich King, Jr., C	28	450	16.1
1989	Beau Reid, So., F	32	382	11.9
1988	Derrick Vick, Sr., F	31	348	11.2
1987	Bernard Day, Sr., F	33	410	12.4
1986	Dave Hoppen, Sr., C	19	420	22.1
1985	Dave Hoppen, Jr., C	30	704	23.5
1984	Dave Hoppen, So., C	30	598	19.9
1983	Dave Hoppen, Fr., C	32	445	13.9
1982	Jack Moore, Sr., G	27	343	12.7
1981	Andre Smith, Sr., C	26	475	18.3
1980	Andre Smith, Jr., C	31	600	19.4
1979	Andre Smith, So., C	27	364	13.5
1978	Carl McPipe, Jr., C	29	445	15.3
1977	Carl McPipe, So., C	29	440	15.2
1976	Jerry Fort, Sr., G	27	513	19.0
1975	Jerry Fort, Jr., G	26	525	20.2
1974	Jerry Fort, So., G	26	468	18.0
1973	Jerry Fort, Fr., G	26	376	14.5
1972	Chuck Jura, Sr., C	26	551	21.2
1971	Marvin Stewart, Sr., G	26	556	21.4
1970	Tom Scantlebury, Jr., G	25	361	14.4
1969	Marvin Stewart, So., G	26	381	14.6
1968	Stuart Lantz, Sr., G	25	482	19.3
1967	Stuart Lantz, Jr., G	25	481	19.2
1966	Tom Baack, So., F	25	386	15.4
1965	Fred Hare, So., F	25	380	15.2
1964	Charlie Jones, F	25	322	12.9
1963	Daryl Petsch, G	25	369	14.8
1962	Tom Russell, Sr., F/C	25	412	16.5
1961	Tom Russell, Jr., F/C	24	300	12.5
1960	Herschell Turner, G	24	382	15.9
1959	Herschell Turner, G	25	428	17.1
1958	Wilson Fitzpatrick, G	23	264	11.5
	Gary Reimers, G	23	264	11.5
1957	Rex Ekwall, F	23	307	13.3
1956	Rex Ekwall, F	21	312	14.9
1955	Willard Fagler, C	21	285	13.6
1954	Bill Johnson, C	21	382	18.2
1953	Bill Johnson, C	20	277	13.9
1952	Jim Buchanan, G	24	400	16.7
1951	Bob Pierce, C	23	384	16.7
1950	Bus Whitehead, C	23	360	15.7
1949	Claude Retherford, G	26	311	12.0
1948	Claude Retherford, G	24	259	10.8

FIELD GOAL PERCENTAGE

Year	Leader*	G	FG-FGA	Pct.
2023	Derrick Walker, Sr., F	27	164-281	.584
2022	Derrick Walker, Jr., F	32	129-189	.683
2021	Teddy Allen, Jr., G	22	131-292	.449
2020	Haanif Cheatham, Sr., G	32	152-327	.465
2019	Isaiah Roby, Jr., F	35	148-325	.454
2018	Isaiah Roby, So., F	33	95-168	.565
2017	Ed Morrow Jr., So., F	24	92-179	.514
2016	Andrew White III, Jr., G	34	195-405	.481
2015	Shavon Shields, Jr., F	31	161-366	.440
2014	Walter Pitchford, So., F	32	107-226	.473
2013	Brandon Ubel, Sr., F	31	129-269	.480
2012	Caleb Walker, Sr., G	30	78-172	.453
2011	Jorge Brian Diaz, So., C	32	150-279	.538
2010	Jorge Brian Diaz, Fr., C	33	133-255	.522
2009	Ade Dagunduro, Sr., G	31	143-275	.520
2008	Aleks Maric, Sr., C	33	191-332	.575
2007	Aleks Maric, Jr., C	30	203-359	.565
2006	Jason Dourisseau, Sr., G	33	127-266	.477
2005	John Turek, Sr., F	28	88-170	.518
2004	Nate Johnson, Sr., G	30	127-271	.469
2003	Corey Simms, So., G	29	77-167	.461
2002	Cary Cochran, Sr., G	28	116-277	.419
2001	Kimani Ffriend, Sr., C	28	144-231	.623
2000	Kimani Ffriend, Jr., C	30	123-229	.537
1999	Larry Florence, Jr., F	33	133-262	.508
1998	Venson Hamilton, Sr., C	32	139-269	.517
1997	Mikki Moore, Sr., C	33	144-247	.583
1996	Mikki Moore, Jr., C	35	118-202	.584
1995	Terrance Badgett, Jr., F	32	106-212	.500
1994	Bruce Chubick, Sr., F	31	121-215	.563
1993	Bruce Chubick, Jr., F	31	90-173	.520
1992	Dapreis Owens, Sr., F	29	116-213	.545
1991	Rich King, Sr., C	34	202-352	.574
1990	Rich King, Jr., C	28	170-305	.557
1989	R. van Poelgeest, Jr., C	29	103-177	.582
1988	Pete Manning, Jr., F	31	111-188	.590
1987	Derrick Vick, Jr., F	32	131-240	.546
1986	Bernard Day, Jr., F	30	158-280	.564
1985	Dave Hoppen, Jr., C	30	270-418	.646
1984	Dave Hoppen, So., C	30	220-367	.599
1983	Greg Downing, Sr., G/F	31	101-174	.580
1982	Ray Collins, Sr., G/F	28	111-221	.502
1981	Andre Smith, Sr., C	26	185-314	.589
1980	Andre Smith, Jr., C	31	237-388	.611
1979	Andre Smith, So., C	27	146-256	.570
1978	Andre Smith, Fr., C	27	105-190	.553
1977	Carl McPipe, Jr., C	29	183-376	.487
1976	Larry Cox, Sr., C	27	133-198	.672
1975	Larry Cox, Jr., C	26	72-151	.589
1974	Tom Novak, Sr., G	22	62-140	.443
1973	Brendy Lee, Jr., C/F	26	88-192	.458
1972	Chuck Jura, Sr., C	26	111-181	.613
1971	Chuck Jura, Jr., C	26	181-306	.592
1970	Sam Martin, Sr., C	22	58-116	.500
1969	Leroy Chalk, So., C	26	98-182	.538
1968	Stuart Lantz, Sr., G	25	173-349	.496
1967	Stuart Lantz, Jr., G	25	190-368	.516
1966	Grant Simmons, So., G	25	131-267	.491
1965	Willie Campbell, G	18	47-111	.423
1964	Charlie Jones, F	25	143-320	.447
1963	Ivan Grupe, F	25	100-210	.476
1962	Tom Russell, F/C	25	136-243	.560
1961	Tom Russell, F/C	24	97-201	.483
1960	Herschell Turner, G	24	143-326	.439
1959	Wayne Hester, G	25	68-147	.463
1958	Gary Reimers, G	23	84-203	.414
1957	Gary Reimers, G	23	106-229	.463
1956	Rex Ekwall, F	21	102-237	.430
1955	Rex Ekwall, F	21	88-194	.454
1954	Bill Johnson, C	21	130-301	.432
1953	Bill Johnson, C	20	80-199	.422
1952	Jim Buchanan, G	24	173-484	.357
1951	Bob Pierce, C	23	131-327	.401
1950	Jim Buchanan, G	23	58-159	.365
1949	Bus Whitehead, C	26	99-284	.349
1948	Rodney Cox, F	24	62-180	.344

*Minimum of 5 att. per game while playing in 75 percent of team's games.

REBOUNDS

Year	Leader	G	Reb.	RPG
2023	Derrick Walker, Sr., F	27	193	7.1
2022	Derrick Walker, Jr., F	32	193	6.0
2021	Dalano Banton, So., G	27	159	5.9
2020	Yvan Ouedraogo, Fr., F	32	203	6.3
2019	Isaiah Roby, Jr., F	35	242	6.9
2018	Isaiah Roby, So., F	32	200	6.3
2017	Ed Morrow Jr., So., F	24	180	7.5
2016	Andrew White III, Jr., G	34	199	5.9
2015	Shavon Shields, Jr., F	31	186	6.0
2014	Shavon Shields, So., G/F	32	184	5.8
2013	Brandon Ubel, Sr., F	31	209	6.7
2012	Brandon Ubel, Jr., F	30	160	5.3
2011	Caleb Walker, Jr., G	32	145	4.5
2010	Ryan Anderson, Sr., G	31	164	5.3
2009	Ade Dagunduro, Sr., G	31	135	4.4
2008	Aleks Maric, Sr., C	33	335	10.2
2007	Aleks Maric, Jr., C	30	260	8.7
2006	Aleks Maric, So., C	31	251	8.1
2005	Aleks Maric, Fr., C	27	169	6.3
2004	John Turek, Jr., F	31	182	5.9
2003	Andrew Drevo, Jr., F	29	212	7.3
2002	John Turek, Fr., F	26	162	6.2
2001	Kimani Ffriend, Sr., C	28	229	8.2
2000	Kimani Ffriend, Jr., C	30	263	8.8
1999	Venson Hamilton, Sr., C	33	335	10.2
1998	Venson Hamilton, Jr., C	32	315	9.8
1997	Venson Hamilton, So., C	32	269	8.4
1996	Bernard Garner, Jr., F	35	222	6.3
1995	Mikki Moore, So., C	32	198	6.2
1994	Bruce Chubick, Sr., F	31	219	7.3
1993	Derrick Chandler, Sr., C	31	252	8.1
1992	Derrick Chandler, Jr., C	29	238	8.2
1991	Rich King, Sr., C	34	274	8.1
1990	Rich King, Jr., C	28	208	7.4
1989	Pete Manning, Sr., F/C	33	201	6.1
1988	Derrick Vick, Sr., F	31	162	5.2
1987	Bill Jackman, Sr., F	33	213	6.5
1986	Bernard Day, Jr., F	30	198	6.6
1985	Dave Hoppen, Jr., C	30	258	8.6
1984	Dave Hoppen, So., C	30	207	6.9
1983	Claude Renfro, Sr., F	32	175	5.5
1982	Jerry Shoecraft, Sr., F	28	122	4.4
1981	Andre Smith, Sr., C	26	172	6.6
1980	Andre Smith, Jr., C	31	251	8.1
1979	Carl McPipe, Sr., C	26	196	7.5
1978	Carl McPipe, Jr., C	29	228	7.9
1977	Carl McPipe, So., C	29	241	8.3
1976	Larry Cox, Sr., C	27	166	6.1
1975	Bob Siegel, So., F	26	227	8.7
1974	Brendy Lee, Sr., F/C	26	197	7.6
1973	Brendy Lee, Sr., C	26	185	7.1
1972	Chuck Jura, Sr., C	26	305	11.7
1971	Leroy Chalk, Sr., C	26	290	11.2
1970	Leroy Chalk, Jr., C	24	235	9.4
1969	Leroy Chalk, So., C	26	257	9.9
1968	Stuart Lantz, Sr., G	25	179	7.2
1967	Stuart Lantz, Jr., G	25	193	7.7
1966	Stuart Lantz, So., G	25	199	8.0
1965	Fred Hare, So., F	25	185	7.4
1964	Charlie Jones, F	25	171	6.8
1963	Charlie Jones, F	25	204	8.2
1962	Tom Russell, Sr., F/C	25	200	8.0
1961	Tom Russell, Jr., F/C	24	232	9.7
1960	Herschell Turner, G	24	193	8.0
1959	Herschell Turner, G	25	244	9.8
1958	Herschell Turner, G	23	189	8.2
1957	Rex Ekwall, F	23	214	9.3
1956	Rex Ekwall, F	21	224	10.7
1955	Rex Ekwall, F	21	241	11.5
1954	Bill Johnson, C	21	236	11.2
1953	Bill Johnson, C	20	188	9.4
1952	Bill Johnson, C	19*	145	7.6

*Rebounding statistics missing for five games in 1952, and not available for seasons prior to 1952.

FREE THROW PERCENTAGE

Year	Leader*	G	FT-FTA	Pct.
2023	Sam Griesel, Sr., G	30	99-145	.683
2022	Bryce McGowens, Fr., G	31	162-195	.831
2021	Shamuel Stevenson, Jr., F	26	47-65	.723
2020	Haanif Cheatham, Sr., G	32	83-124	.669
2019	James Palmer Jr., Sr., G	36	215-282	

N 2023-24 NEBRASKA BASKETBALL

STATISTICAL LEADERS (SINCE 1947)

1948	Bob Gates	23	37-49	.755
1947	Bus Whitehead	26	75-108	.694
1946	Rodney Cox	24	38-57	.667

*Minimum of 2 att. per game while playing in 75 percent of team's games. #Led nation in free throw percentage.

3-POINT PERCENTAGE

Year	Leader*	G	3FG-Att.	Pct.
2023	Keisei Tominaga, Jr., G	32	66-165	.400
2022	C.J. Wilcher, Fr., G	32	52-128	.406
2021	Kobe Webster, Sr., G	27	46-121	.380
2020	Thorir Thorbjarnarson, Jr., G	32	48-129	.372
2019	Glynn Watson Jr., Sr., G	36	82-214	.383
2018	Anton Gill, Sr., G	31	54-143	.378
2017	Glynn Watson Jr., So., G	31	48-121	.397
2016	Andrew White III, Jr., G	34	87-211	.412
2015	Terran Petteway, Jr., G	32	68-217	.313
2014	Walter Pitchford, So., F	32	48-117	.410
2013	Dylan Talley, Sr., G	33	51-149	.342
2012	Dylan Talley, Jr., G	25	38-103	.369
2011	Toney McCray, Jr., G	32	35-86	.407
2010	Eshaunte Jones, Fr., G	29	40-92	.435
2009	Paul Velander, Sr., G	31	60-150	.400
2008	Paul Velander, Jr., G	31	36-94	.383
2007	Jay-R Strowbridge, Fr., G	29	25-54	.463
2006	Wes Wilkinson, Sr., F	32	62-148	.419
2005	Joe McCray, Fr., G	28	80-226	.354
2004	Brian Conklin, Sr., F	31	66-118	.559
2003	Andrew Drevo, Jr., F	29	48-149	.322
2002	Brian Conklin, So., F	28	65-150	.433
2001	Cary Cochran, Jr., G	30	78-165	.473
2000	Cary Cochran, So., G	29	62-160	.388
1999	Cary Cochran, Fr., G	32	39-98	.398
1998	Tyronn Lue, Jr., G	32	78-209	.373
1997	Cookie Belcher, Fr., G	33	30-76	.395
1996	Jaron Boone, Sr., G	34	59-167	.353
1995	Jaron Boone, Jr., G	32	70-182	.385
1994	Jaron Boone, So., G	30	35-95	.368
1993	Eric Piatkowski, Jr., F	30	48-129	.372
1992	Jamar Johnson, So., G	28	39-95	.411
1991	Clifford Scales, Sr., G	34	26-57	.456
1990	Chris Cresswell, Sr., G	26	37-97	.381
1989	Ray Richardson, Jr., G/F	32	57-145	.393
1988	Beau Reid, Fr., F	28	26-67	.388
1987	Henry T. Buchanan, Jr., G	33	28-62	.452

*Minimum of 1.5 att. per game while playing in 75 percent of team's games.

ASSISTS

Year	Leader	G	No.	Avg.
2023	Derrick Walker, Sr., F	27	104	3.9
2022	Alonzo Verge Jr., Sr., G	31	169	5.5
2021	Dalano Banton, So., G	27	105	3.9
2020	Cam Mack, So., G	28	179	6.4
2019	Glynn Watson Jr., Sr., G	36	112	3.1
2018	Glynn Watson Jr., Jr., G	33	106	3.2
2017	Tai Webster, Sr., G	31	124	4.0
2016	Shavon Shields, Sr., F	30	80	2.7
2015	Terran Petteway, Jr., G	31	87	2.7
2014	Tai Webster, Fr., G	32	63	2.0
2013	Dylan Talley, Sr., G	33	81	2.5
2012	Bo Spencer, Sr., G	30	98	3.8
	Brandon Richardson, Sr., G	30	98	3.8
2011	Lance Jeter, Sr., G	33	145	4.4
2010	Lance Jeter, Jr., G	33	134	4.1
2009	Cookie Miller, So., G	30	109	3.6
2008	Cookie Miller, Fr., G	30	109	3.6
2007	Charles Richardson Jr., Sr., G	31	179	5.8
2006	Charles Richardson Jr., Jr., G	30	100	3.3
2005	Marcus Neal Jr., Sr., G	28	93	3.3
2004	Charles Richardson Jr., Fr., G	31	66	2.1
2003	Brennon Clemmons, Sr., G	26	68	2.6
2002	Jake Muhleisen, Fr., G	28	105	3.8
2001	Cookie Belcher, Sr., G	30	131	4.4
2000	Danny Walker, Jr., G	29	97	3.3
1999	Cookie Belcher, Jr., G	32	138	4.3
1998	Tyronn Lue, Jr., G	32	152	4.8

1997	Tyronn Lue, So., G	32	136	4.3
1996	Tyronn Lue, Fr., G	35	144	4.1
1995	Erick Strickland, Jr., G	31	133	4.3
1994	Jamar Johnson, Sr., G	28	123	4.4
1993	Jamar Johnson, Jr., G	28	102	3.3
1992	Jamar Johnson, So., G	28	130	4.6
1991	Beau Reid, Sr., F	34	130	3.8
1990	Clifford Scales, Jr., G	26	110	4.2
1989	Eric Johnson, Sr., G	32	135	4.2
	Beau Reid, So., F	32	135	4.2
1988	Eric Johnson, Jr., G	31	112	3.6
1987	Brian Carr, Sr., G	33	166	5.0
1986	Brian Carr, Jr., G	30	201	6.7
1985	Brian Carr, So., G	30	237	7.9
1984	David Ponce, Sr., G	30	124	4.1
1983	Stan Cloudy, Jr., F	28	106	3.3
1982	Jack Moore, Sr., G	27	109	4.0
1981	Jack Moore, Jr., G	27	108	4.0
1980	Jack Moore, So., G	31	145	4.7
1979	Bob Moore, Sr., G	27	81	3.0
1978	Brian Banks, Sr., G	30	96	3.2
1977	Allen Holder, Sr., G/F	29	119	4.1
1976	Jerry Fort, Sr., G	27	85	3.1
1975	Steve Erwin, Sr., F	26	85	3.3
1974	Ricky Marsh, So., G	26	77	3.0

BLOCKED SHOTS

Year	Leader	G	No.	Avg.
2023	Derrick Walker, Sr., F	27	19	0.7
2022	Derrick Walker, Jr., F	32	29	0.9
2021	Dalano Banton, So., G	27	25	0.9
2020	Dachon Burke Jr., Jr., G	29	17	0.6
2019	Isaiah Roby, Jr., F	35	66	1.9
2018	Isaiah Roby, So., F	32	63	2.0
2017	Ed Morrow Jr., So., F	24	27	1.1
2016	Michael Jacobson, Fr., F	34	28	0.8
2015	Terran Petteway, Jr., G	31	27	0.9
2014	Terran Petteway, So., G/F	32	24	0.8
2013	Andre Almeida, Sr., C	29	32	1.1
2012	Jorge Brian Diaz, Jr., C	16	31	1.9
2011	Andre Almeida, Jr., C	30	39	1.3
2010	Jorge Brian Diaz, Fr., C	33	41	1.2
2009	Toney McCray, Fr., G	30	18	0.6
2008	Aleks Maric, Sr., C	33	57	1.7
2007	Aleks Maric, Jr., C	30	33	1.1
2006	Wes Wilkinson, Sr., F	32	61	1.9
2005	John Turek, Sr., F	28	35	1.3
2004	John Turek, Jr., F	31	37	1.2
2003	John Turek, So., F	30	52	1.7
2002	John Turek, Fr., F	26	39	1.4
2001	Kimani Ffriend, Sr., C	28	74	2.6
2000	Kimani Ffriend, Jr., C	30	85	2.8
1999	Venson Hamilton, Sr., C	33	80	2.4
1998	Venson Hamilton, Jr., C	32	66	2.1
1997	Mikki Moore, Sr., C	33	88	2.7
1996	Mikki Moore, Jr., C	35	71	2.1
1995	Mikki Moore, So., C	32	67	2.1
1994	Terrance Badgett, So., F	29	26	0.9
1993	Derrick Chandler, Sr., C	31	53	1.7
1992	Derrick Chandler, Jr., C	29	91	3.1
1991	Rich King, Sr., C	34	68	2.0
1990	Rich King, Jr., C	28	45	1.6
1989	Rich King, So., C	33	50	1.5
1988	Derrick Vick, Sr., F	31	21	0.7
1987	Derrick Vick, Jr., F	32	19	0.6
1986	Dave Hoppen, Sr., C	19	11	0.6
1985	Ronnie Smith, Sr., C/F	29	13	0.4
	Dave Hoppen, Jr., C	30	13	0.4
1984	Dave Hoppen, So., C	30	12	0.4
1983	Dave Hoppen, Fr., C	32	19	0.6
1982	Lenard Johnson, Jr., F/C	27	23	0.9
1981	Andre Smith, Sr., C	26	20	0.8
1980	Greg Downing, Fr., G/F	31	15	0.5
1979	Carl McPipe, Sr., C	26	30	1.2
1978	Terry Novak, Sr., G/F	30	18	0.6

STEALS

Year	Leader	G	No.	Avg.
2023	Sam Griesel, Sr., G	30	34	1.1
2022	Alonzo Verge Jr., Sr., G	31	50	1.6
2021	Trey McGowens, Jr., G	27	38	1.4
2020	Dachon Burke Jr., Jr., G	29	45	1.5
2019	James Palmer Jr., Sr., G	36	52	1.4
2018	Glynn Watson Jr., Jr., G	33	47	1.4
2017	Glynn Watson Jr., So., G	31	50	1.6
2016	Tai Webster, Jr., G	34	46	1.4
2015	Benny Parker, Jr., G	31	45	1.5
2014	David Rivers, Jr., F	25	25	1.0
2013	Ray Gallegos, Jr., G	33	46	1.4
2012	Brandon Richardson, Sr., G	30	54	1.8
2011	Lance Jeter, Sr., G	32	57	1.8
2010	Ryan Anderson, Sr., G	31	53	1.7
2009	Cookie Miller, So., G	30	45	1.5
	Steve Harley, Sr., G	31	45	1.5
2008	Cookie Miller, Fr., G	30	58	1.7
2007	Charles Richardson Jr., Sr., G	31	56	1.8
2006	Charles Richardson Jr., Jr., G	30	34	1.1
2005	Joe McCray, Fr., G	28	32	1.1
2004	Jake Muhleisen, Jr., G	31	36	1.2
2003	Brennon Clemmons, Sr., G	26	47	1.8
2002	Brennon Clemmons, Jr., G	28	48	1.7
2001	Cookie Belcher, Sr., G	30	82	2.7
2000	Larry Florence, Sr., F	30	44	1.5
1999	Cookie Belcher, Jr., G	32	102	3.2
1998	Cookie Belcher, So., G	32	75	2.3
1997	Cookie Belcher, Fr., G	33	87	2.6
1996	Erick Strickland, Sr., G	35	61	1.7
1995	Erick Strickland, Jr., G	31	89	2.9
1994	Erick Strickland, So., G	30	60	2.0
1993	Jamar Johnson, Jr., G	31	52	1.7
1992	Jamar Johnson, So., G	28	36	1.3
1991	Clifford Scales, Sr., G	34	64	1.9
1990	Clifford Scales, Jr., G	26	44	1.7
1989	Eric Johnson, Sr., G	32	68	2.1
1988	Eric Johnson, Jr., G	31	60	1.9
1987	Brian Carr, Sr., G	33	67	2.0
1986	Brian Carr, Jr., G	30	31	1.0
1985	Curtis Moore, Sr., F	30	45	1.5
1984	David Ponce, Sr., G	30	36	1.2
1983	Greg Downing, Sr., G/F	31	46	1.5
1982	Ray Collins, Sr., G/F	28	38	1.4
1981	Jack Moore, Jr., G	27	36	1.3
1980	Jack Moore, So., G	31	42	1.4
1979	Brian Banks, Sr., G	24	34	1.4
1978	Brian Banks, Jr., G	30	36	1.2

MINUTES PLAYED

Year	Leader	G	Min.	Avg.
2023	Sam Griesel, Sr., G	30	1010	33.7
2022	Bryce McGowens, Fr., G	31	1031	33.3
2021	Trey McGowens, Jr., G	27	766	28.4
2020	Haanif Cheatham, Sr., G	32	1030	32.2
2019	James Palmer Jr., Sr., G	36	1269	35.2
2018	James Palmer Jr., Jr., G	33	1024	31.0
2017	Tai Webster, Sr., G	31	1075	34.7
2016	Shavon Shields, Sr., F	30	921	30.7
2015	Shavon Shields, Jr., F	31	1095	35.3
2014	Shavon Shields, So., F	32	1042	32.6
2013	Ray Gallegos, Jr., G	33	1237	37.5
2012	Bo Spencer, Sr., G	30	976	32.5
2011	Lance Jeter, Sr., G	33	967	30.2
2010	Lance Jeter, Jr., G	33	1,024	31.0
2009	Steve Harley, Sr., G	31	937	30.2
2008	Ryan Anderson, So., G	33	980	29.7
2007	Charles Richardson Jr., Sr., G	31	1,125	36.3
2006	Jason Dourisseau, Sr., G	33	1,006	30.5
2005	Joe McCray, Fr., G	28	832	29.7
2004	Jake Muhleisen, Jr., G	31	827	26.7
2003	Nate Johnson, Jr., G	28	895	32.0
2002	Jake Muhleisen, Fr., G	28	821	29.3
2001	Cookie Belcher, Sr., G	30	1,024	34.1
2000	Steffon Bradford, Jr., F	30	904	30.1
1999	Venson Hamilton, Sr., C	33	1,074	32.5
1998	Tyronn Lue, Jr., G	32	1,149	35.9
1997	Tyronn Lue, So., G	32	1,150	35.9
1996	Jaron Boone, Sr., G	34	1,105	32.5
1995	Jaron Boone, Jr., G	32	1,043	32.6
1994	Eric Piatkowski, Sr., F	30	972	32.4
1993	Eric Piatkowski, Jr., F	30	892	29.7
1992	Eric Piatkowski, So., F	29	873	30.1
1991	Clifford Scales, Sr., G	34	982	28.9
1990	Clifford Scales, Jr., G	26	824	31.7
1989	Eric Johnson, Sr., G	32	996	31.1
1988	Eric Johnson, Jr., G	31	889	28.7
1987	Brian Carr, Sr., G	33	1,065	32.3
1986	Brian Carr, Jr., G	30	1,063	35.4
1985	Dave Hoppen, Jr., C	30	1,155	38.5
1984	Dave Hoppen, So., C	30	1,058	35.3
1983	Stan Cloudy, Sr., F	32	1,021	31.9
1982	Jack Moore, Sr., G	27	1,017	37.7
1981	Jack Moore, Jr., G	27	984	36.4
1980	Jack Moore, So., G	31	1,143	36.9
1979	Bob Moore, Sr., G	27	868	32.1





Season	Won-Lost	FG-FGA	Pct.	FT-FTA	Pct.	Reb.-Avg.	Pts.-Avg.
1948	11-13	494-1,717	.288	356-613	.581	*	1,344-56.0
1949	16-10	504-1,719	.293	351-595	.590	*	1,359-52.3
1950	16-7	490-1,506	.325	369-598	.617	*	1,349-58.7
1951	9-14	440-1,283	.343	329-447	.662	*	1,209-52.6
1952	7-17	569-1,661	.343	357-603	.592	888-37.0	1,495-62.3
1953	9-11	444-1,252	.355	510-795	.642	835-41.8	1,398-69.9
1954	8-13	503-1,336	.376	463-772	.600	747-35.6	1,469-70.0
1955	9-12	506-1,288	.393	474-681	.696	882-42.0	1,486-70.8
1956	7-16	490-1,421	.345	452-715	.632	770-33.5	1,432-62.3
1957	11-12	487-1,301	.374	446-667	.669	905-39.3	1,420-61.7
1958	10-13	470-1,255	.375	387-637	.608	892-38.8	1,327-57.7
1959	12-13	531-1,422	.373	402-619	.649	1,122-44.9	1,464-58.6
1960	7-17	561-1,559	.360	370-573	.646	1,170-48.8	1,492-62.7
1961	10-14	554-1,447	.383	437-651	.671	1,162-48.4	1,545-64.4
1962	9-16	575-1,470	.391	389-592	.657	1,128-45.1	1,539-61.6
1963	6-19	573-1,502	.381	341-554	.616	1,101-44.0	1,487-59.5
1964	8-17	645-1,676	.385	289-521	.555	1,063-42.5	1,579-63.2
1965	10-15	635-1,611	.394	436-724	.602	1,053-42.1	1,706-68.2
1966	20-5	739-1,708	.433	450-650	.692	1,061-42.4	1,928-77.2
1967	16-9	784-1,749	.448	424-583	.727	1,032-41.3	1,992-78.9
1968	15-10	725-1,612	.450	504-659	.765 (3)	835-33.4	1,954-78.2
1969	12-14	690-1,587	.435	527-739	.713	908-34.9	1,908-73.4
1970	16-9	696-1,527	.455	421-620	.679	899-36.0	1,813-72.5
1971	18-8	753-1,490	.505 (6)	402-574	.700	890-34.2	1,908-73.4
1972	14-12	734-1,509	.486	367-579	.634	1,022-39.3	1,835-70.6
1973	9-17	704-1,647	.427	244-380	.642	972-37.4	1,652-63.5
1974	14-12	725-1,730	.419	291-443	.657	1,121-43.1	1,741-67.0
1975	14-12	741-1,679	.441	317-485	.654	1,032-39.7	1,799-69.2
1976	19-8	715-1,637	.465	385-532	.724	890-33.0	1,815-67.2
1977	15-14	732-1,638	.447	350-541	.647	1,010-34.8	1,814-62.6
1978	22-8	829-1,696	.489	374-551	.679	963-32.1	2,032-67.7
1979	14-13	720-1,555	.463	289-438	.660	882-32.7	1,729-64.0
1980	18-13	812-1,600	.508	507-677	.749 (15)	809-26.1	2,131-68.7
1981	15-12	666-1,360	.490	380-507	.750 (11)	737-27.3	1,712-63.4
1982	16-12	679-1,441	.471	409-552	.741 (11)	777-27.8	1,767-63.1
1983	22-10	855-1,667	.513	478-696	.687	979-30.6	2,188-68.4
1984	18-12	786-1,529	.514	376-534	.704	846-28.2	1,948-64.9
1985	16-14	873-1,706	.512	409-568	.720	913-30.4	2,155-71.8
1986	19-11	835-1,635	.511	455-612	.743	902-30.1	2,125-70.8

Season	Won-Lost	FG-FGA	Pct.	3FG-Att.	Pct.	FT-FTA	Pct.	Reb.-Avg.	Pts.-Avg.
1987	21-12	904-1,933	.468	120-325	.369	544-778	.699	1,119-33.9	2,472-74.9
1988	13-18	832-1,737	.479	88-246	.358	456-636	.718	1,016-32.8	2,208-71.2
1989	17-16	936-1,991	.470	122-335	.364	541-808	.670	1,292-39.2	2,535-76.8
1990	10-18	829-1,759	.471	106-302	.351	495-717	.690	1,069-38.2	2,259-80.7
1991	26-8	1,081-2,185	.495	125-358	.349	690-981	.703	1,454-42.8	2,977-87.6
1992	19-10	842-1,826	.461	183-489	.374	467-739	.632	1,305-45.0	2,334-80.5
1993	20-11	908-1,975	.460	158-468	.338	523-765	.684	1,283-41.4	2,497-80.5
1994	20-10	956-1,978	.483	194-564	.344	514-690	.745 (9)	1,201-40.0	2,620-87.3(11)
1995	18-14	907-1,947	.466	173-504	.343	523-766	.683	1,209-37.8	2,510-78.4
1996	21-14	1,007-2,089	.482	176-494	.356	618-897	.689	1,353-38.7	2,808-80.2
1997	18-15	895-1,927	.464	113-349	.324	504-752	.670	1,295-39.2	2,407-72.9
1998	20-12	867-1,938	.447	150-436	.344	406-649	.626	1,263-39.5	2,290-71.6
1999	20-13	799-1,764	.453	113-365	.310	466-716	.651	1,169-35.4	2,177-66.0
2000	11-19	737-1,729	.426	144-434	.332	432-700	.617	1,217-40.6	2,050-68.3
2001	14-16	755-1,591	.487 (11)	184-480	.383	400-670	.597	1,075-35.8	2,134-71.1
2002	13-15	656-1,668	.393	267-729#	.366	375-555	.676	998-35.6	1,954-69.8
2003	11-19	686-1,724	.398	139-504	.276	389-599	.649	1,114-38.1	1,900-63.3
2004	18-13	765-1,641	.466	210-540	.389 (19)	444-618	.718	1,120-36.1	2,184-70.5
2005	14-14	661-1,556	.425	174-550	.316	409-620	.660	1,072-38.3	1,905-68.0
2006	19-14	736-1,796	.410	221-637	.347	508-758	.670	1,277-38.7	2,201-66.7
2007	17-14	700-1,537	.455	244-650	.375	428-600	.713	928-29.9	2,072-66.8
2008	20-13	790-1,729	.457	190-555	.342	444-667	.666	1,131-34.3	2,214-67.1
2009	18-13	686-1,571	.437	206-571	.361	421-600	.702	861-27.8	1,999-64.5
2010	15-18	768-1,745	.440	217-547	.397 (15)	441-654	.674	1,069-32.4	2,194-66.5
2011	19-13	773-1,677	.461	164-522	.314	414-590	.702	1,131-35.3	2,124-66.4
2012	12-18	649-1,521	.427	194-599	.324	335-437	.767 (7)	901-30.0	1,827-60.9
2013	15-18	708-1,741	.407	165-537	.307	342-494	.692	1,041-31.5	1,923-58.3
2014	19-13	719-1,684	.427	188-564	.333	511-713	.717	1,059-33.1	2,137-66.8
2015	13-18	664-1,613	.412	161-566	.284	416-588	.707	1,022-33.0	1,905-61.5
2016	16-18	883-1,976	.447	220-634	.347	470-644	.730	1,198-35.2	2,456-72.2
2017	12-19	793-1,906	.416	179-560	.320	403-568	.710	1,187-38.3	2,168-69.9
2018	22-11	820-1,906	.430	232-670	.346	514-716	.718	1,191-36.1	2,386-72.3
2019	19-17	916-2,133	.429	270-800	.338	484-694	.697	1,277-35.5	2,586-71.8
2020	7-25	815-2,011	.405	253-796	.318	352-584	.603	1,138-35.6	2,235-69.8
2021	7-20	671-1,604	.418	228-684	.333	319-499	.639	977-36.2	1,889-70.0
2022	10-22	832-1,875	.444	224-701	.320	457-625	.731	1,059-33.1	2,375-73.3
2023	16-16	819-1,790	.458	214-657	.326	323-504	.641	1,105-34.5	2,175-68.0

*Rebounding statistics unavailable prior to 1952 and for five games in 1952. #Third nationally in 3-pointers made per game. Note: National top-25 rank, if any, indicated in ().

RECORDS



2023-24 NEBRASKA BASKETBALL

OPPONENT YEAR-BY-YEAR TOTALS

Season	Games	FG-FGA	Pct.	FT-FTA	Pct.	Reb.-Avg.	Pts.-Avg.
1948	24	503*	*	350-588	.627	*	1,356-56.5
1949	26	487*	*	348-600	.580	*	1,322-50.8
1950	23	437*	*	359-586	.613	*	1,233-53.6
1951	23	531-1,462	.363	283-445	.636	*	1,345-58.5
1952	24	*	*	*	*	*	1,580-65.8
1953	20	487-1,409	.346	458-707	.648	790-39.5	1,432-71.6
1954	21	546-1,407	.388	461-721	.639	707-33.7	1,553-74.0
1955	21	497-1,451	.343	514-748	.687	940-44.8	1,508-71.8
1956	23	574-1,626	.353	491-712	.690	1,019-44.3	1,639-71.3
1957	23	513-1,475	.348	493-754	.654	1,010-43.9	1,519-66.0
1958	23	567-1,526	.372	344-539	.638	985-42.8	1,478-64.3
1959	25	565-1,538	.367	374-559	.669	1,135-45.4	1,504-60.2
1960	24	545-1,476	.369	426-655	.650	1,191-49.6	1,516-63.2
1961	24	595-1,621	.367	381-571	.667	1,161-48.4	1,571-65.5
1962	25	656-1,584	.414	364-518	.703	1,052-42.1	1,676-67.0
1963	25	622-1,457	.427	441-639	.690	1,062-42.5	1,685-67.4
1964	25	661-1,633	.405	478-698	.685	1,097-43.9	1,800-72.0
1965	25	676-1,631	.414	486-714	.681	946-37.8	1,838-73.5
1966	25	718-1,666	.431	367-575	.638	987-39.5	1,803-72.1
1967	25	730-1,635	.446	480-691	.695	992-39.7	1,940-77.6
1968	25	750-1,526	.491	370-550	.673	799-32.0	1,870-74.8
1969	26	736-1,639	.449	451-656	.688	886-34.1	1,923-74.0
1970	25	674-1,457	.462	456-675	.676	839-33.6	1,804-72.1
1971	26	689-1,483	.465	384-600	.640	906-34.8	1,762-67.7 (15)
1972	26	654-1,519	.431	451-657	.686	973-37.4	1,759-67.7
1973	26	767-1,706	.450	275-423	.650	1,194-45.9	1,809-69.2
1974	26	716-1,729	.414	301-448	.672	1,084-41.7	1,733-66.7
1975	26	716-1,598	.448	365-525	.695	1,121-43.1	1,797-69.1
1976	27	674-1,447	.468	347-518	.670	907-33.6	1,695-62.8 (8)
1977	29	694-1,572	.441	383-547	.700	1,049-36.2	1,771-61.1 (6)
1978	30	735-1,546	.475	418-608	.688	967-32.2	1,888-62.9 (8)
1979	27	646-1,333	.485	391-552	.708	931-34.5	1,683-62.3 (9)
1980	31	856-1,644	.521	389-519	.750	952-30.7	2,101-67.8
1981	27	631-1,265	.499	350-473	.739	753-29.0	1,612-62.0 (14)
1982	28	607-1,351	.449	335-474	.707	883-31.5	1,549-55.3 (10)
1983	32	766-1,606	.477	418-609	.686	963-30.1	1,950-60.9
1984	30	723-1,452	.498	403-565	.713	821-27.4	1,849-61.6
1985	30	834-1,652	.505	401-574	.699	935-31.2	2,069-69.0
1986	30	822-1,669	.493	356-537	.663	923-30.8	2,000-66.7

Season	Games	FG-FGA	Pct.	3FG-Att.	Pct.	FT-FTA	Pct.	Reb.-Avg.	Pts.-Avg.
1987	33	887-1,888	.470	143-338	.423	537-773	.695	1,201-36.4	2,454-74.4
1988	31	803-1,684	.477	120-317	.379	602-844	.713	1,018-32.8	2,328-75.1
1989	33	916-2,011	.455	160-420	.381	586-880	.666	1,204-36.5	2,578-78.1
1990	28	863-1,817	.475	168-417	.403	516-715	.722	1,065-38.0	2,410-86.1
1991	34	950-2,173	.437	209-605	.345	563-891	.632	1,230-36.2	2,672-78.6
1992	29	846-2,016	.429	178-544	.327	345-563	.613	1,118-38.6	2,215-76.4
1993	31	827-1,923	.430	154-508	.303	538-833	.646	1,175-37.9	2,346-75.7
1994	30	850-1,951	.436	196-599	.327	523-791	.661	1,165-38.8	2,419-80.6
1995	32	831-1,997	.416	230-652	.353	475-707	.672	1,272-39.8	2,367-74.0
1996	35	900-2,174	.414	212-613	.346	631-956	.660	1,319-37.7	2,643-75.5
1997	33	791-1,928	.410	185-519	.356	589-864	.682	1,162-35.2	2,356-71.4
1998	32	774-1,935	.400	202-635	.318	442-671	.659	1,222-38.2	2,192-68.5
1999	33	752-1,809	.416	207-609	.340	410-639	.642	1,139-34.5	2,121-64.3
2000	30	797-1,888	.422	228-661	.345	398-609	.654	1,113-37.1	2,220-74.0
2001	30	742-1,720	.431	184-543	.339	418-594	.704	980-32.7	2,086-69.5
2002	28	706-1,631	.433	213-610	.349	355-510	.696	1,135-40.5	1,980-70.7
2003	30	724-1,776	.408	193-639	.302	413-585	.706	1,172-39.1	2,054-68.5
2004	31	685-1,711	.400 (20)	180-551	.327	399-583	.684	995-32.1	1,949-62.9
2005	28	618-1,493	.414	169-520	.325	385-567	.679	926-33.1	1,790-63.9
2006	33	793-1,928	.411	252-693	.364	342-522	.655	1,159-35.1	2,180-66.1
2007	31	686-1,593	.431	236-624	.378	381-541	.704	994-32.1	1,989-64.2
2008	33	687-1,710	.402 (28)	243-668	.364	385-548	.703	1,063-32.2	2,002-60.7 (18)
2009	31	638-1,482	.431	191-563	.339	405-586	.691	1,066-34.4	1,872-60.4 (22)
2010	33	725-1,682	.431	233-625	.373	486-700	.694	1,080-32.7	2,169-65.7
2011	32	773-1,677	.389 (7)	229-681	.336	393-581	.676	1,016-31.8	1,936-60.5 (16)
2012	30	696-1,533	.454	218-596	.366	359-509	.705	932-31.1	1,969-65.6
2013	33	736-1,695	.434	177-530	.344	445-659	.675	1,161-35.2	2,094-63.5
2014	32	696-1,658	.420	186-590	.315	507-744	.681	1,121-35.0	2,085-65.2
2015	31	657-1,627	.404	208-622	.334	435-627	.694	1,085-35.0	1,957-63.1
2016	34	799-1,823	.438	227-620	.366	520-723	.719	1,130-33.2	2,345-69.0
2017	31	805-1,800	.447	240-601	.399	414-593	.698	1,124-36.3	2,264-73.0
2018	33	856-2,025	.430	192-597	.322	361-537	.672	1,257-38.1	2,265-68.6
2019	36	875-2,080	.421	237-714	.332	434-613	.708	1,358-37.7	2,421-67.2
2020	32	957-2,126	.450	276-828	.333	309-463	.667	1,446-45.2	2,499-78.1
2021	27	711-1,687	.421	240-771	.311	342-476	.718	1,074-39.8	2,004-74.2
2022	32	900-2,022	.445	283-816	.347	430-595	.723	1,284-40.1	2,513-78.5
2023	32	826-1,943	.425	289-848	.341	295-425	.694	1,137-35.5	2,236-69.9

*Rebounding statistics unavailable prior to 1952 and for five games in 1952. Note: NU's national defensive rank, if any, indicated in ().

RECORDS

Opened on Aug. 29, 2013, Pinnacle Bank Arena is the home of the Nebraska men's and women's basketball programs. Located in the Haymarket District in downtown Lincoln, Pinnacle Bank Arena has a basketball capacity of 15,000 and is quickly becoming one of the premier concert destinations in the Midwest. Since its opening, it has hosted concerts ranging from Jay-Z, Paul McCartney, Jason Aldean, Katy Perry, The Eagles and Michael Bublé.

Pinnacle Bank Arena opened to rave reviews during its first year of operation. It was a nominee for best New Major Concert Venue by Pollstar Magazine, one of five facilities in the world chosen for the honor. In April of 2014, the facility was chosen as the Best Arena in College Basketball by Athletic Business, a magazine source for athletic, fitness and recreation professionals.

The 470,400-square foot arena was created with basketball in mind. The facility features a split upper concourse, allowing fans to be closer to the floor than in a typical arena. Pinnacle Bank Arena also features expansive premium seating with 36 suites, 20 loge boxes and over 800 club seats in addition to courtside seating. Other arena amenities include free wi-fi, a Panasonic video board which is 16 1/2 feet tall and 22 feet wide, as well as an upper video board which is six feet tall and 22 feet wide, and retractable seating to allow an intimate environment on game days as well as over 160 concession points of sale. The arena also features an expansive student section with 1,000 seats on the 100 Level, including behind both team benches.

The \$179-million dollar arena is easily accessible in downtown Lincoln as nearly 5,100 parking stalls are within walking distance of the facility, including three new parking garages and the Festival Space to the north of Pinnacle Bank Arena. Pinnacle Bank Arena is part of a \$344 million project in the Haymarket District in downtown Lincoln which also includes a 200-room hotel, 100,000 square feet of retail space, another 100,000 square feet of office space and 100 residential units.

Pinnacle Bank Arena Timeline

- May 11, 2010 Lincoln Arena Bond Issue Passes
- Sept. 7, 2011 Arena Groundbreaking
- Dec. 6, 2011 Naming rights awarded to Pinnacle Bank Arena
- June 2, 2012 Removal of BNSF Railroad begins
- Sept. 14, 2012 Canopy Street Groundbreaking
- Dec. 12, 2012 Arena Topping Off Ceremony
- Aug. 12, 2013 Arena Completion Date
- Aug. 16, 2013 UNL Graduate Commencement
- Aug. 17, 2013 UNL Undergraduate Commencement
- Aug. 29, 2013 Pinnacle Bank Arena Grand Opening
- Sept. 13, 2013 Michael Bublé Concert (1st concert)
- Oct. 27, 2013 NU WBB vs. Pittsburg State (exhibition)
- Nov. 4, 2013 NU MBB vs. UNK (exhibition)
- Nov. 8, 2013 NU Women's Basketball Opener vs. UCLA
- Nov. 8, 2013 NU Men's Basketball Opener vs. FGCU

Pinnacle Bank Arena Construction

- Owner:** City of Lincoln
- Owner's Representative:** PC Sports
- Operator:** SMG
- Construction Managers:** M.A. Mortenson Company/
Hampton Construction Company
- Architect:** DLR Group
- Associate Architects:** BVH Architects/The Clark Enersen Partners
- Food Service Consultant:** SMG/Savor and Williams Caruso & Associates



Pinnacle Bank Arena Opening



Opening night for the Huskers at Pinnacle Bank Arena was a smashing success. The pregame ceremonies included performances from Tommy Lee and DJ Aero (upper left), the Cornhusker Marching Band (middle and lower left) while Karmin (top right) sang the national anthem. A sellout crowd of 15,119 was on hand as Nebraska defeated Florida Gulf Coast, 79-55, behind a game-high 28 points from Shavon Shields.

RECORDS

PINNACLE BANK ARENA FACTS

Games: 166 in 10 seasons
All-time Record: 101-65 (.608)
Overtime Record: 7-8 (.467)
Record vs. Ranked Opponents: 5-23 (.178)
Record vs. Unranked Opponents: 96-42 (.696)
Most Consecutive Home Winning Seasons: 3, 2014-16
Most Home Games, Season: 19, 2021-22
Most Wins in Pinnacle Bank Arena, Season: 16, 2017-18
Most Home Wins, Season: 16, 2017-18
Most Home Losses, Season: 12, 2021-22
Most Consecutive Home Wins: 20, Dec. 20, 2017-Jan. 10, 2019
Most Consecutive Home Losses:
 7, Jan. 18-March 1, 2020; Dec. 25, 2020-Feb. 23, 2021
Most Consecutive Home Conference Wins:
 11, Dec. 5, 2017-Jan. 10, 2019
Most Consecutive Home Conference Losses:
 14, Jan. 18, 2020-Feb. 23, 2021

TOP-10 PINNACLE BANK ARENA CROWDS

No.	Attend.	Opponent	Date
1.	15,998	Wisconsin	March 9, 2014
2.	15,991	Penn State	Feb. 25, 2018
3.	15,987	Tennessee-Martin	Nov. 28, 2014
4.	15,978	Northwestern	March 1, 2014
5.	15,960	Iowa	Feb. 25, 2021
6.	15,952	Iowa	Jan. 27, 2018
7.	15,950	Creighton	Dec. 8, 2018
8.	15,949	Arkansas State	Dec. 14, 2013
9.	15,946	South Dakota State	Nov. 15, 2019
10.	15,945	Minnesota	Jan. 26, 2014

15,000-plus crowds

119 (Last time, Feb. 28, 2023 vs. Michigan State)

14,000-plus crowds

141 (Last time, Feb. 28, 2023 vs. Michigan State)

Season Opener Record

15,883, vs. Sacramento State, Nov. 13, 2016

Opening-Night Attendance

15,119, vs. Florida Gulf Coast, Nov. 8, 2013

Last Conference Sellout

15,020, vs. Minnesota, Feb. 28, 2023

Last Non-Conference Sellout

15,043 vs. Kansas State, Dec. 19, 2021

PINNACLE BANK ARENA YEAR BY YEAR

Season	Overall		Conference		Non-Conference	
	W-L	Pct.	W-L	Pct.	W-L	Pct.
2013-14	15-1	.938	8-1	.889	7-0	1.000
2014-15	10-6	.625	5-4	.555	5-2	.714
2015-16	10-8	.556	3-6	.333	7-2	.778
2016-17	8-8	.500	3-6	.333	5-2	.714
2017-18	16-1	.941	9-0	1.000	7-1	.875
2018-19	13-5	.722	5-5	.500	8-0	1.000
2019-20	5-11	.313	2-8	.200	3-3	.500
2020-21	6-9	.400	2-7	.222	4-2	.667
2021-22	7-12	.368	1-9	.100	6-3	.667
2022-23	11-4	.773	6-4	.600	5-0	1.000
Totals	101-65	.608	44-50	.468	57-15	.792



RECORD VS. OPPONENTS AT PINNACLE BANK ARENA

Opponent	W-L	Pct.
Abilene Christian	1-0	1.000
Arkansas Pine Bluff	2-0	1.000
Arkansas State	1-0	1.000
Boston College	2-0	1.000
Butler	1-0	1.000
Cal State Fullerton	1-0	1.000
Central Arkansas	1-0	1.000
Cincinnati	1-0	1.000
Creighton	1-3	.250
Delaware State	2-0	1.000
Doane	1-0	1.000
Eastern Illinois	1-0	1.000
Florida Gulf Coast	1-0	1.000
Gardner-Webb	0-1	.000
Georgia Tech	0-1	.000
Idaho State	1-0	1.000
Illinois	4-4	.500
Incarinate Word	0-1	.000
Indiana	2-5	.286
Iowa	5-2	.714
Kansas	0-1	.000
Kansas State	0-1	.000
Kennesaw State	1-0	1.000
Louisiana Tech	1-0	1.000
Maine	1-0	1.000
Mary	1-0	1.000
Maryland	2-4	.333
McNeese State	1-0	1.000
Miami (Fla.)	1-1	.500
Michigan	1-6	.143
Michigan State	1-5	.167
Minnesota	8-0	1.000
Mississippi Valley State	2-0	1.000
Nevada	0-1	.000
North Dakota	1-1	.500
North Dakota State	1-0	1.000
North Texas	1-0	1.000
Northern Illinois	1-0	1.000
Northern Kentucky	1-0	1.000
Northwestern	3-5	.375
Ohio State	2-5	.284
Omaha	2-0	1.000
Penn State	6-2	.750
Prairie View A&M	1-0	1.000
Purdue	3-4	.429
Queens	1-0	1.000
Rutgers	4-2	.667
Sacramento State	1-0	1.000
Samford	0-1	.000
Sam Houston	1-0	1.000
Seton Hall	1-0	1.000
South Carolina State	1-0	1.000
South Dakota	2-0	1.000
South Dakota State	1-0	1.000
Southern	3-0	1.000
Southern Utah	0-1	.000
Southeastern Louisiana	2-0	1.000
Southwest Minnesota State	1-0	1.000
Stetson	1-0	1.000
Tennessee-Martin	1-0	1.000
Tennessee State	1-0	1.000
Texas A&M-Corpus Christi	1-0	1.000
The Citadel	1-0	1.000
UC Riverside	0-1	.000
UTSA	1-0	1.000
Western Illinois	2-1	.667
Wisconsin	3-5	.375
Non-Conference Totals	57-15	.792
Conference	44-50	.468
All-Time Record	101-65	.608

**NEBRASKA INDIVIDUAL**

Points:
41, Teddy Allen vs. Penn State, Feb. 23, 2021

Field Goals:
16, Teddy Allen vs. Penn State, Feb. 23, 2021 (24 att.)

Field Goal Attempts:
25, Shavon Shields vs. Miami, Dec. 1, 2015 (11 made)

Field Goal Percentage:
1.000, Derrick Walker Jr. vs. Tenn. St., Nov. 23, 2021 (7-7)
1.000, Derrick Walker Jr. vs. Idaho St., Nov. 19, 2021 (5-5)
1.000, David Rivers vs. No. Kentucky, Nov. 16, 2014 (5-5)
1.000, Ed Morrow Jr. vs. SE Louisiana, Nov. 22, 2015 (5-5)

Field Goals, No Misses:
7, Derrick Walker Jr. vs. Tenn. St., Nov. 23, 2021 (7-7)

3-Point Field Goals:
7, Glynn Watson Jr. vs. Iowa, March 10, 2019 (12 att)
7, Glynn Watson Jr. vs. Iowa, Jan. 5, 2017 (8 att)

3-Point Field Goals Attempted:
12, Glynn Watson Jr. vs. Iowa, March 10, 2019 (7 made)
12, Andrew White III vs. Abilene Christian, Dec. 6, 2015 (4 made)

3-Point Field Goal Percentage: (Most w/o Miss)
1.000, Isaiah Roby vs. Iowa, March 10, 2019 (4-4)
1.000, Shavon Shields vs. Omaha, Nov. 22, 2014 (4-4)
1.000, Jack McVeigh vs. Miss. Valley St., Nov. 14, 2015 (4-4)

Free Throws:
15, Shavon Shields vs. Illinois, Feb. 12, 2014 (15 att.)

Free Throw Attempts:
19, Terran Petteway vs. Penn State, Feb. 20, 2014 (14 made)

Free Throws, No Misses:
15, Shavon Shields vs. Illinois, Feb. 12, 2014

Rebounds:
19, Yvan Ouedraogo vs. Northwestern, March 1, 2020

Assists:
12, Alonzo Verge Jr. vs. Kennesaw State, Dec. 22, 2021
12, Cam Mack vs. Purdue, Dec. 15, 2019

Blocked Shots:
6, Isaiah Roby vs. Eastern Illinois, Nov. 11, 2017

Steals:
5, six times, most recently by
Wilhelm Breidenbach vs. South Dakota, Nov. 27, 2021

Minutes Played:
49, Tai Webster vs. Iowa (2 OT), Jan. 5, 2017

NEBRASKA OPPONENT

Points:
41, Marcus Carr, Minnesota, Feb. 27, 2021

Field Goals:
13, Malaki Branham, Ohio State, Jan. 2, 2021 (19 att.)
13, Udoka Azubuike, Kansas, Dec. 16, 2017 (17 att.)

Field Goal Attempts:
27, Marcus Carr, Minnesota, Feb. 27, 2021 (11 made)

Field Goal Percentage:
1.000, Caleb McConnell, Rutgers, Jan 3, 2020 (8-8)
1.000, Kenny Goins, Michigan State, Feb. 2, 2017 (5-5)

Field Goals, No Misses (Min. 5 att.):
8, Caleb McConnell, Rutgers, Jan 3, 2020

3-Point Field Goals:
8, Seth Lundy, Penn State, Feb. 5, 2023 (13 att.)
8, Malik Smith, Minnesota, Jan. 26, 2014 (12 att.)
8, Brad Davison, Wisconsin, Feb. 15, 2020 (11 att.)

3-Point Field Goals Attempted:
15, Marcus Carr, Minnesota, Feb. 27, 2021 (6 made)

3-Point Field Goal Percentage: (Most w/o Miss)
1.000 (3-3), eight times, most recently by
Connor McCaffrey, Iowa, Feb. 25, 2022 (3-3)

Free Throws:
13, Marcus Carr, Minnesota, Feb. 27, 2021 (16 att.)

Free Throw Attempts:
16, Marcus Carr, Minnesota, Feb. 27, 2021 (13 made)

Free Throws, No Misses:
9, Myles Powell, Seton Hall, Nov. 14, 2018

Rebounds:
19, Bruno Fernando, Maryland, Feb. 6, 2019

Assists:
16, Derrick Walton Jr., Michigan, March 5, 2017

Blocked Shots:
8, Diamond Stone, Maryland, Feb. 3, 2016

Steals:
7, Josh Reeves, Penn State, Feb. 25, 2018

Minutes Played:
45, Tony Caupain, Cincinnati, Dec. 13, 2014 (2 OT)

NEBRASKA TEAM

Points in a Game:
110, vs. Doane, Dec. 17, 2020

Fewest Points in a Game:
45, vs. Maryland, Feb. 6, 2019

Points in a Half:
57, vs. Doane, Dec. 17, 2020 (1st)
55, vs. UTSA, Dec. 20, 2017 (2nd)

Fewest Points in a Half:
13, vs. Wisconsin, Feb. 10, 2015 (1st)

Margin of Victory:
69, vs. Mississippi Valley State, Nov. 6, 2018 (106-37)

Margin of Defeat:
36, vs. Michigan, March 5, 2017 (57-93)

Field Goals:
41, vs. Doane, Dec. 17, 2020 (74 att.)

Field Goal Attempts:
74, vs. Doane, Dec. 17, 2020 (41 made)

Field Goal Percentage:
.628, vs. Northwestern, Feb. 3, 2015 (27-43)

Lowest Field Goal Percentage:
.211, vs. Maryland, Feb. 6, 2019 (12-57)

3-Point Field Goals:
15, vs. Mississippi Valley State, Nov. 6, 2018 (37 att.)
15, vs. Kennesaw State, Dec. 22, 2022 (29 att.)

3-Point Field Goals Attempted:
41, vs. Nevada, Nov. 26, 2020 (9 made)

3-Point Field Goal Percentage:
.750, vs. Rhode Island, Dec. 13, 2015 (6-8)

Free Throws Made:
37, vs. Penn State, Feb. 20, 2014 (48 att.)
37, vs. UTSA, Dec. 20, 2018 (50 att.)

Fewest Free Throws Made:
3, vs. Michigan, March 5, 2017 (15 att.)

Free Throw Attempts:
50, vs. UTSA, Dec. 20, 2017 (37 made)

Fewest Free Throws Attempted:
5, vs. Illinois, Jan. 11, 2015 (5 made)

Free Throw Percentage (Min. 10 att.):
.923, vs. Penn State, Feb. 13, 2016 (12-13)

Rebounds:
55, vs. Mississippi Valley State, Nov. 6, 2018
55, vs. Doane, Dec. 17, 2020

Fewest Rebounds:
22, vs. Indiana, Jan. 30, 2014

Personal Fouls:
26, vs. Purdue, Feb. 23, 2014

Fewest Personal Fouls:
9, vs. Western Illinois, Nov. 24, 2018
9, vs. Purdue, Dec. 15, 2019

Assists:
24, vs. Delaware State, Dec. 22, 2017

Turnovers:
22, vs. Cincinnati, Dec. 13, 2014
22, vs. Wisconsin, Feb. 9, 2017

Fewest Turnovers:
5, vs. South Carolina State, Nov. 17, 2013
5, vs. Wisconsin, March 9, 2014
5, vs. Maryland, Feb. 6, 2019

Blocked Shots:
9, vs. Eastern Illinois, Nov. 11, 2017
9, vs. North Texas, Nov. 13, 2017
9, vs. Minnesota, Dec. 5, 2017
9, vs. Stetson, Dec. 29, 2017

Steals:
16, vs. Northwestern, March 1, 2020

OPPONENT TEAM

Points in a Game:
102, by Michigan, Dec. 7, 2021

Fewest Points in a Game:
35, by Southeastern Louisiana, Nov. 11, 2019

Points in a Half:
54, by Michigan State, Feb. 28, 2023 (2nd)

Fewest Points in a Half:
13, by Miami (Fla.), Dec. 4, 2013 (1st)
13, by Mississippi Valley State, Nov. 6, 2018 (1st)

Margin of Victory:
36, by Michigan, March 5, 2017 (57-93)

Field Goals:
39, by Michigan, Dec. 7, 2021 (76 att.)

Field Goal Attempts:
83, by Southern, Nov. 22, 2019 (34 made)

Field Goal Percentage:
.630, by Michigan, March 5, 2017 (34-54)

Lowest Field Goal Percentage:
.191, by Mississippi Valley St., Nov. 6, 2018 (13-68)

3-Point Field Goals:
16, by Ohio State, Jan. 2, 2022 (34 att.)
16, by Michigan State, Feb. 28, 2023 (29 att.)

3-Point Field Goals Attempted:
46, by Doane, Dec. 17, 2020 (13 made)

3-Point Field Goal Percentage:
.647, by Michigan State, Feb. 2, 2017 (11-17)

Free Throws:
24, by Wisconsin, Feb. 10, 2015 (31 att.)
24, by Maryland, Feb. 18, 2022 (33 att.)

Fewest Free Throws:
1, by Penn State, Feb. 5, 2023 (4 att)

Free Throw Attempts:
33, by Maryland, Feb. 18, 2022 (25 made)

Fewest Free Throw Attempts:
3, by Arkansas Pine Bluff, Nov. 20, 2022 (3 made)

Free Throw Percentage (Min. 10 att.):
1.000, by Minnesota, Feb. 25, 2023 (11-11)

Rebounds:
58, by Southern Utah, Nov. 9, 2019

Fewest Rebounds:
18, by Northwestern, Feb. 3, 2015

Personal Fouls:
34, by North Texas, Nov. 13, 2017

Fewest Fouls:
11, by Northwestern, Dec. 30, 2015

Assists:
25, by Michigan, Dec. 7, 2021

Turnovers:
27, by McNeese State, Nov. 25, 2020

Fewest Turnovers:
4, by Maryland, Feb. 18, 2021

Blocked Shots:
13, by Maryland, Feb. 3, 2016

Steals:
14, by Gardner-Webb, Dec. 18, 2017
14, by Penn State, Feb. 23, 2021

N 2023-24 NEBRASKA BASKETBALL SEASON ATTENDANCE

PINNACLE BANK ARENA

Year	Total			Conference		
	G	Att.	Avg.	G	Att.	Avg.
2013-14	16	246,702	15,419	9	140,700	15,633
2014-15	16	249,101	15,569	9	139,693	15,521
2015-16	18	277,739	15,430	9	139,510	15,501
2016-17	16	246,832	15,427	9	139,550	15,506
2017-18	17	263,367	15,492	9	142,242	15,805*
2018-19	18	276,143	15,341	10	157,663*	15,766
2019-20	16	249,667	15,604*	10	156,249	15,625
2020-21	15	N/A (COVID-19)		9	N/A (COVID-19)	
2021-22	19	290,371*	15,283	10	152,634	15,263
2022-23	15	198,322	13,221	10	143,135	14,314
Totals^A	151	2,298,244	15,220	85	1,311,376	15,428

*Single-season record; ^A-Does not include 2020-21 as no fans were allowed because of COVID-19

BOB DEVANEY SPORTS CENTER

Year	Total			Conference		
	G	Att.	Avg.	G	Att.	Avg.
1976-77	11	106,868	9,715	7	74,243	10,606
1977-78	17	172,892	10,170	7	90,514	12,931
1978-79	11	131,769	11,979	7	87,502	12,500
1979-80	16	145,626	9,102	7	79,015	11,288
1980-81	15	136,483	9,099	7	82,009	11,716
1981-82	14	143,819	10,273	7	79,329	11,333
1982-83	18	195,333	10,852	7	86,511	12,359
1983-84	17	173,721	10,219	7	82,233	11,746
1984-85	15	176,045	11,736	7	95,221	13,603
1985-86	15	146,117	9,741	7	78,208	11,173
1986-87	17	197,395	11,611	7	81,680	11,669
1987-88	14	159,100	11,364	7	90,875	12,982
1988-89	18	193,545	10,753	7	87,283	12,469
1989-90	15	150,190	10,013	7	81,894	11,699
1990-91	15	199,605	13,307	7	100,740	14,391
1991-92	16	207,950	12,997	7	100,079	14,297
1992-93	16	213,715	13,357	7	100,620	14,374
1993-94	16	212,447	13,278	7	100,973	14,475
1994-95	17	202,688	11,923	7	95,768	13,681
1995-96	16	168,225	10,514	7	87,065	12,438
1996-97	16	174,119	10,882	8	99,167	12,396
1997-98	15	141,472	9,431	8	87,060	10,883
1998-99	16	146,653	9,166	8	77,477	9,685
1999-2000	16	117,466	7,342	8	70,321	8,790
2000-01	14	122,602	8,757	8	77,057	9,632
2001-02	16	130,053	8,128	8	78,637	9,830
2002-03	15	121,179	8,079	8	70,264	8,783
2003-04	18	144,663	8,037	8	79,274	9,909
2004-05	16	131,763	8,235	8	72,869	9,109
2005-06	19	125,267	6,593	8	72,233	9,029
2006-07	16	134,981	8,436	8	75,009	9,376
2007-08	19	155,258	8,171	8	80,875	10,109
2008-09	18	146,964	8,164	8	81,744	10,218
2009-10	18	122,387	6,799	8	66,777	8,347
2010-11	19	178,507	9,395	8	90,131	11,266
2011-12	17	170,019	10,019	9	96,264	10,696
2012-13	18	186,342	10,352	9	98,909	10,990

RECORDS

LARGEST CROWDS TO SEE NEBRASKA

- 25,348 Xavier, at Minneapolis, Minn., March 14, 1991 (NCAA)
- 21,229 Ohio State, at Chicago, March 16, 2013 (B1GT)
- 19,667 Purdue, at Chicago, March 15, 2013 (B1GT)
- 18,999 Kansas, at Dallas, March 11, 2006 (B12T)
- 18,910 Oklahoma State, at Kansas City, Mo., March 9, 2011 (B12T)
- 18,892 Oklahoma, at Dallas, March 10, 2006 (B12T)
- 18,879 Oklahoma State, at Oklahoma City, March 8, 2007 (B12T)
- 18,596 Ohio State, at Indianapolis, March 14, 2014 (B1GT)
- 18,268 Missouri, Dallas, Texas, March 10, 2004 (B12T)
- 17,876 Iowa State, at Kansas City, Mo., March 8, 1996 (B8T)



BIG EIGHT

1977 (NU, 0-1)
 at Kansas 61, Nebraska 58,
 Tournament Champion:
 Kansas State

1978 (NU, 1-1)
 Nebraska 71, Oklahoma State 63
 Missouri 61, Nebraska 58
 Tournament Champion:
 Missouri

1979 (NU, 0-1)
 at Kansas St. 61, Nebraska 60 (2OT)
 Tournament Champion:
 Oklahoma

1980 (NU, 1-1)
 Nebraska 75, Oklahoma 68
 Kansas State 60, Nebraska 59
 Jack Moore, All-Tournament
 Tournament Champion:
 Kansas State

1981 (NU, 0-1)
 Colorado 70, Nebraska 66
 Tournament Champion:
 Kansas

1982 (NU, 1-1)
 Nebraska 60, Oklahoma State 49
 Missouri 58, Nebraska 53
 Tournament Champion:
 Missouri

1983 (NU, 1-1)
 Nebraska 94, Iowa State 71
 Missouri 69, Nebraska 63
 Tournament Champion:
 Oklahoma St.

1984 (NU, 0-1)
 Kansas State 41, Nebraska 39
 Tournament Champion:
 Kansas

1985 (NU, 0-1)
 at Kansas 74, Nebraska 69
 Tournament Champion:
 Oklahoma

1986 (NU, 1-1)
 Nebraska 82, Oklahoma State 75
 Iowa State 75, Nebraska 58
 Bernard Day, All-Tournament
 Tournament Champion:
 Kansas

1987 (NU, 0-1)
 Kansas State 47, Nebraska 45
 Tournament Champion:
 Missouri

1988 (NU, 0-1)
 Kansas State 75, Nebraska 70
 Tournament Champion:
 Oklahoma

1989 (NU, 0-1)
 Missouri 98, Nebraska 70
 Tournament Champion:
 Missouri

1990 (NU, 0-1)
 Oklahoma 78, Nebraska 65

Tournament Champion:
 Oklahoma

1991 (NU, 2-1)
 Nebraska 117, Oklahoma 113 (OT)
 Nebraska 87, Kansas 83
 Missouri 90, Nebraska 82
 Clifford Scales and Tony Farmer,
 All-Tournament
 Tournament Champion:
 Missouri

1992 (NU, 0-1)
 Oklahoma 107, Nebraska 85
 Tournament Champion:
 Kansas

1993 (NU, 0-1)
 Kansas State 47, Nebraska 45
 Tournament Champion:
 Missouri

1994 (NU, 3-0)
 Nebraska 105, Oklahoma 88
 Nebraska 98, Missouri 91
 Nebraska 77, Oklahoma State 66
 Eric Piatkowski (MVP), Bruce
 Chubick
 Jaron Boone, All Tournament
 Tournament Champion:
 Nebraska

1995 (NU, 0-1)
 Oklahoma State 68, Nebraska 48
 Tournament Champion:
 Oklahoma St.

1996 (NU, 0-1)
 Iowa State 62, Nebraska 30
 Tournament Champion:
 Iowa State

BIG 12

1997 (NU, 0-1)
 Missouri 78, Nebraska 72
 Tournament Champion:
 Kansas

1998 (NU, 1-1)
 Nebraska 65, Baylor 46
 Kansas 91, Nebraska 59
 Tournament Champion:
 Kansas

1999 (NU, 1-1)
 Nebraska 69, Texas Tech 50
 Kansas 77, Nebraska 53
 Tournament Champion:
 Kansas

2000 (NU, 0-1)
 Baylor 63, Nebraska 55
 Tournament Champion:
 Iowa State

2001 (NU, 0-1)
 Kansas State 72, Nebraska 68
 Tournament Champion:
 Oklahoma

2002 (NU, 0-1)
 Colorado 67, Nebraska 60
 Tournament Champion:
 Oklahoma

2003 (NU, 0-1)
 Missouri 70, Nebraska 61
 Tournament Champion:
 Oklahoma

2004 (NU, 0-1)
 Oklahoma 63, Nebraska 59
 Tournament Champion:
 Oklahoma St.

2005 (NU, 0-1)
 Missouri 70, Nebraska 67
 Tournament Champion:
 Oklahoma St.

2006 (NU, 2-1)
 Nebraska 71, Missouri 64
 Nebraska 69, Oklahoma 63
 Kansas 79, Nebraska 65
 Tournament Champion:
 Kansas

2007 (NU, 0-1)
 Oklahoma State 54, Nebraska 39
 Tournament Champion:
 Kansas

2008 (NU, 1-1)
 Nebraska 61, Missouri 56
 Kansas 64, Nebraska 54
 Tournament Champion:
 Kansas

2009 (NU, 0-1)
 Baylor 65, Nebraska 49
 Tournament Champion:
 Missouri

2010 (NU, 1-1)
 Nebraska 75, Missouri 60
 Texas A&M 70, Nebraska 64
 Tournament Champion:
 Kansas

2011 (NU, 0-1)
 Oklahoma State 53, Nebraska 52
 Tournament Champion:
 Kansas

BIG TEN

2012 (NU, 0-1)
 Purdue 79, Nebraska 61
 Tournament Champion:
 Michigan State
 Regular-Season Co-Champions:
 Ohio State, Michigan State,
 Michigan

2013 (NU, 1-1)
 Nebraska 57, Purdue 55
 Ohio State 70, Nebraska 51
 Tournament Champion:
 Ohio State
 Regular-Season Champion:
 Indiana

2014 (NU, 0-1)
 Ohio State 71, Nebraska 67
 Tournament Champion:
 Michigan State
 Regular-Season Champion:
 Michigan

2015 (NU, 0-1)
 Penn State 68, Nebraska 65
 Tournament Champion:
 Wisconsin
 Regular-Season Champion:
 Wisconsin

2016 (NU, 2-1)
 Nebraska 89, Rutgers 72
 Nebraska 70, Wisconsin 58
 Maryland 97, Nebraska 86
 Shavon Shields, All-Tournament
 Tournament Champion:
 Michigan State
 Regular-Season Champion:
 Indiana

2017 (NU, 0-1)
 Penn State 76, Nebraska 67 (OT)
 Tournament Champion:
 Michigan
 Regular-Season Champion:
 Purdue

2018 (NU, 0-1)

Michigan 77, Nebraska 58
 Tournament Champion:
 Michigan
 Regular-Season Champion:
 Michigan State

2019 (NU, 2-1)
 Nebraska 68, Rutgers 61
 Nebraska 69, Maryland 61
 Wisconsin 66, Nebraska 62
 James Palmer Jr., All-Tournament
 Tournament Champion:
 Michigan State
 Regular-Season Co-Champions:
 Michigan State, Purdue

2020 (NU, 0-1)
 Indiana 89, Nebraska 64
 Tournament Champion:
 Not completed (COVID-19)
 Regular-Season Co-Champions:
 Wisconsin, Michigan State,
 Maryland

2021 (NU, 0-1)
 Penn State 72, Nebraska 66
 Tournament Champion:
 Illinois
 Regular-Season Champion:
 Michigan

2022 (NU, 0-1)
 Northwestern 71, Nebraska 69
 Tournament Champion:
 Iowa
 Regular-Season Co-Champions:
 Illinois, Wisconsin

2023 (NU, 0-1)
 Minnesota 78, Nebraska 75
 Tournament Champion:
 Purdue
 Regular-Season Champion:
 Purdue

BIG TEN TOURNEY RECORD VS. OPPONENT

Opponent	All-Time League Tourney	League Tourney In Indy	League Tourney In Chicago	League Tourney In Wash. D.C.	League Tourney in New York City
Illinois	0-0	0-0	0-0	0-0	0-0
Indiana	0-1	0-1	0-0	0-0	0-0
Iowa	0-0	0-0	0-0	0-0	0-0
Maryland	1-1	0-1	1-0	0-0	0-0
Michigan	0-1	0-0	0-0	0-0	0-1
Michigan State	0-0	0-0	0-0	0-0	0-0
Minnesota	0-1	0-0	0-1	0-0	0-0
Northwestern	0-1	0-1	0-0	0-0	0-0
Ohio State	0-2	0-1	0-1	0-0	0-0
Penn State	0-3	0-1	0-1	0-1	0-0
Purdue	1-1	0-1	1-0	0-0	0-0
Rutgers	2-0	1-0	1-0	0-0	0-0
Wisconsin	1-1	1-0	0-1	0-0	0-0
Total	5-12	2-6	3-4	0-1	0-1

N 2023-24 NEBRASKA BASKETBALL CONFERENCE TOURNAMENT RECORDS

INDIVIDUAL GAME

Points--42; Eric Piatkowski vs. Oklahoma, 1994
 Opponent--34; Jeff Webster, Oklahoma, 1994
 Field Goals--14; Eric Piatkowski vs. Oklahoma, 1994 (23 att.)
 Opponent--12; Jeff Webster, Oklahoma, 1994 (21 att.)
 Field Goal Attempts--23; Eric Piatkowski vs. Oklahoma,
 1994 (14 made); Tyronn Lue vs. Missouri, 1997 (10 made)
 Opponent--22; D.J., Newbill, Penn State, March 11, 2015 (9 made)
 Field Goals, No Misses--6; Andre Smith vs. Colorado, 1981
 Opponent--8; Ed Nealy, Kansas State, 1980
 3-Point Field Goals--6; Cary Cochran vs. Colorado, 2002 (11 att.)
 Opponent--6; Randy Rutherford, Oklahoma State, 1994 (11 att.);
 Blair Wilson, Colorado, 2002 (11 att.); Jake Layman, Maryland, 2016 (9 att.)
 3-Point Field Goal Attempts--11; Cary Cochran vs. Colorado, 2002 (6 made)
 Opponent--14; Mark Atkins, Missouri, 1994 (4 made)
 3-Point Field Goal Pct.--1.000; Clifford Scales vs. Oklahoma, 1991 (3-3);
 Marcus Perry, vs. Oklahoma, 2006 (3-3)
 Opponent--1.000; Muhammad-Ali Abdur-Rahkman, Michigan, 2018 (5-5)
 Free Throws--13; Tony Farmer, vs. Kansas, 1991 (16 att.)
 Opponent--12; Doug Smith, Missouri, 1991 (14 att.)
 Free Throw Attempts--16; Tony Farmer vs. Kansas, 1991 (13 made)
 Opponent--14; Doug Smith, Missouri, 1991 (12 made)
 Free Throws Made, No Misses--*12; Tony Farmer vs. Oklahoma, 1991
 Opponent--11; Mark Tucker, Oklahoma State, 1978
 Rebounds--16; Bruce Chubick vs. Missouri, 1994
 Opponent--20; Kevin Rogers, Baylor, 2009
 Assists--14; Brian Carr at Kansas, 1985
 Opponent--12; Ta'lon Cooper, Minnesota, 2023
 Blocked Shots--5; Derrick Chandler vs. Kansas State, 1993; Isaiah Roby vs. Michigan, 2018
 Opponent--8; John Flippen, Baylor, 2000; Mike Watkins, Penn State, 2017
 Steals--8; Venson Hamilton vs. Texas Tech, 1999
 Opponent--6; Nick Bradford, Kansas, 1998
 Minutes--50; Andre Smith and Brian Banks at Kansas State, 1979
 Opponent--50; Glenn Marshall, Kansas State, 1979

INDIVIDUAL CAREER

Points--136; Eric Piatkowski, 1991-94 (8 games)
 Field Goals--45; Eric Piatkowski, 1991-94 (110 att., 8 games)
 Field Goal Attempts--110; Eric Piatkowski, 1991-94 (45 made, 8 games)
 Field Goal Percentage--.667; Mike Naderer, 1978-81 (24-36, 6 games)
 3-Point Field Goals--13; Eric Piatkowski, 1991-94 (47 att., 8 games);
 Erick Strickland, 1993-96 (30 att., 6 games)
 3-Point Field Goal Attempts--47; Eric Piatkowski, 1991-94 (13 made, 8 games)
 3-Point Field Goal Pct.--.556; Eric Johnson, 1988-89 (5-9, 2 games)
 Free Throws--33; Eric Piatkowski, 1991-94 (41 att., 8 games)
 Free Throw Attempts--41; Eric Piatkowski, 1991-94 (33 made, 8 games)
 Free Throw Percentage--.900; Jack Moore, 1980-82 (27-30, 5 games)
 Rebounds--54; Aleks Maric, 2005-08 (7 games)
 Assists--29; Brian Carr, 1984-87 (5 games)
 Blocked Shots--15; Venson Hamilton, 1996-99 (6 games)
 Steals--15; Venson Hamilton, 1996-99 (6 games)
 Minutes Played--255; Eric Piatkowski, 1991-94 (8 games)
 Minutes Per Game--*40.75; Brian Banks, 1977-79 (163 in 4 games)
 *Indicates overall tournament record

TEAM GAME

Points--117; vs. Oklahoma, 1991 (OT)
 Opponent--113; Oklahoma, 1991 (OT)
 Points in Half--59; vs. Oklahoma, 1991 (2nd)
 Opponent--59; Missouri, 1994 (2nd)
 Field Goals--38; vs. Oklahoma, 1991 (84 att.)
 Opponent--39; Missouri, 1989 (68 att.); Oklahoma, 1992 (73 att.)
 Field Goal Attempts--84; vs. Oklahoma, 1991 (38 made)
 Opponent--82; Missouri, 1994 (32 made)
 Field Goal Percentage--.646; vs. Oklahoma State, 1986 (31-48)
 Opponent--.610; Missouri, 1983 (25-41)

3-Point Field Goals--11; vs. Maryland, 2016 (31 att.)
 Opponent--13; Maryland, 2016 (22 att.)
 3-Point Field Goals Attempted--33; vs. Missouri, 2003 (10 made)
 Opponent--28; Missouri, 1994 (7 made)
 3-Point Field Goal Pct.--.571; vs. Kansas, 1991 (4-7)
 Opponent--.692; Oklahoma, 1992 (9-13)
 Free Throws--34; vs. Iowa State, 1983 (42 att.); Oklahoma, 1991 (41 att.)
 Opponent--37; Oklahoma, 1991 (51 att.)
 Free Throw Attempts--42; vs. Iowa State, 1983 (34 made)
 Opponent--*51; Oklahoma, 1991 (37 made)
 Free Throw Percentage--1.000; vs. Baylor, 2009 (10-10)
 Opponent--.923; Missouri, 1991 (12-13)
 Rebounds--55; vs. Oklahoma, 1991
 Opponent--53; Kansas, 1998
 Assists--22; vs. Oklahoma State, 1986
 Opponent--26; Kansas, 1998
 Blocked Shots--10; vs. Iowa State, 1996
 Opponent--16; Penn State, 2015
 Steals--23; vs. Texas Tech, 1999
 Opponent--15; Kansas, 1999



Venson Hamilton scored more than 1,400 career points and was the first player in Nebraska history to record more than 1,000 career rebounds.

Year	Tournament/Round	Opponent	Result	Site	NU High Scorer	NU High Rebounds	NU High Assists
1948-49	*NCAA Playoff	Oklahoma State	L, 35-52	Kansas City, Mo.	N/A	N/A	N/A
1966-67	NIT/First Round	Bye					
	Quarterfinals	Marshall	L, 88-119	New York City	Tom Baack, 33	Tom Baack, 10	Tom Baack, 5
1977-78	NIT/First Round	Utah State	W, 67-66	Lincoln, Neb.	Andre Smith, 18	Carl McPipe, 7	Novak, Banks, 6
	Quarterfinals	Texas	L, 48-67	Austin, Texas	Carl McPipe, 16	Carl McPipe, 7	Terry Novak, 3
1979-80	NIT/First Round	Michigan	L, 69-76	Ann Arbor, Mich.	Andre Smith, 30	Andre Smith, 12	Jack Moore, 2
1982-83	NIT/First Round	Tulane	W, 72-65	Lincoln, Neb.	Stan Cloudy, 20	Stan Cloudy, 14	Stan Cloudy, 7
	Second Round	Iona	W, 85-73	Lincoln, Neb.	Stan Cloudy, 24	Stan Cloudy, 8	Cloudy, Williams, 5
	Quarterfinals	TCU	W, 67-57	Lincoln, Neb.	Stan Cloudy, 18	Stan Cloudy, 9	Ponce, Downing, 7
	Semifinals	DePaul	L, 58-68	New York City	Dave Hoppen, 15	Dave Hoppen, 9	Greg Downing, 5
1983-84	NIT/First Round	Creighton	W, 56-54	Omaha, Neb.	Dave Hoppen, 25	Dave Hoppen, 10	Carr, Ponce, 5
	Second Round	Xavier	L, 57-58	Cincinnati, Ohio	Dave Hoppen, 22	Dave Hoppen, 7	Eric Williams, 5
1984-85	NIT/First Round	Canisius	W, 79-66	Lincoln, Neb.	Dave Hoppen, 21	Bill Jackman, 10	Harvey Marshall, 5
	Second Round	UCLA	L, 63-82	Los Angeles, Calif.	Dave Hoppen, 23	Dave Hoppen, 9	Brian Carr, 6
1985-86	NCAA/First Round	Western Kentucky	L, 59-67	Charlotte, N.C.	Bernard Day, 18	Chris Logan, 12	Brian Carr, 5
1986-87	NIT/First Round	Marquette	W, 78-76	Lincoln, Neb.	Bernard Day, 18	Vick, Day, 6	Bernard Day, 5
	Second Round	Arkansas	W, 78-71	Lincoln, Neb.	Anthony Bailous, 20	Bill Jackman, 9	Henry T. Buchanan, 6
	Quarterfinals	Washington	W, 81-76	Lincoln, Neb.	Carr, Vick, 17	Derrick Vick, 8	Three with 3
	Semifinals	Southern Mississippi	L, 75-82	New York City	Bill Jackman, 19	Bill Jackman, 9	Brian Carr, 7
	Third Place	Arkansas-Little Rock	W, 76-67 (OT)	New York City	Brian Carr, 18	Derrick Vick, 12	Brian Carr, 9
1988-89	NIT/First Round	Arkansas State	W, 81-79	Lincoln, Neb.	Eric Johnson, 18	Pete Manning, 5	Clifford Scales, 10
	Second Round	Ohio State	L, 74-85	Columbus, Ohio	Eric Johnson, 23	Reid, Owens, 7	Reid, Johnson, 5
1990-91	NCAA/First Round	Xavier	L, 84-89	Minneapolis, Minn.	Rich King, 25	Rich King, 12	Rich King, 4
1991-92	NCAA/First Round	Connecticut	L, 65-86	Cincinnati, Ohio	Derrick Chandler, 17	Derrick Chandler, 11	Eric Piatkowski, 5
1992-93	NCAA/First Round	New Mexico State	L, 79-93	Syracuse, N.Y.	Eric Piatkowski, 29	Derrick Chandler, 10	Three with 3
1993-94	NCAA/First Round	Pennsylvania	L, 80-90	Uniondale, N.Y.	Eric Piatkowski, 23	Piatkowski, Chubbick, 8	Jamar Johnson, 5
1994-95	NIT/First Round	Georgia	W, 69-61	Lincoln, Neb.	Erick Strickland, 21	Erick Strickland, 10	Jaron Boone, 6
	Second Round	Penn State	L, 59-65	Lincoln, Neb.	Mikki Moore, 15	Erick Strickland, 7	Erick Strickland, 8
1995-96	NIT/First Round	Colorado State	W, 91-83	Fort Collins, Colo.	Erick Strickland, 19	Mikki Moore, 10	Tyronn Lue, 5
	Second Round	Washington State	W, 82-73	Lincoln, Neb.	Erick Strickland, 18	Venson Hamilton, 12	Boone, Strickland, 4
	Third Round	Fresno State	W, 83-71	Fresno, Calif.	Erick Strickland, 17	Moore, Garner, 10	Erick Strickland, 5
	Semifinals	Tulane	W, 90-78	New York City	Garner, Strickland, 20	Venson Hamilton, 9	Jaron Boone, 6
	Championship	St. Joseph's	W, 60-56	New York City	Erick Strickland, 13	Mikki Moore, 13	Lue, Boone, 4
1996-97	NIT/First Round	Washington	W, 67-63	Lincoln, Neb.	Tyronn Lue, 14	Venson Hamilton, 10	Moore, Lue, 4
	Second Round	Nevada	W, 78-68	Reno, Nev.	Mikki Moore, 21	Mikki Moore, 15	Tyronn Lue, 4
	Third Round	Connecticut	L, 67-76	Storrs, Conn.	Mikki Moore, 24	Venson Hamilton, 6	Belcher, Markowski 2
1997-98	NCAA/First Round	Arkansas	L, 65-74	Boise, Idaho	Tyronn Lue, 18	Venson Hamilton, 10	Tyronn Lue, 6
1998-99	NIT/First Round	UNLV	W, 68-55	Lincoln, Neb.	Cookie Belcher, 17	Andy Markowski, 11	Cookie Belcher, 5
	Second Round	TCU	L, 89-101	Fort Worth, Texas	Cary Cochran, 23	Venson Hamilton, 10	Three with 4
2003-04	NIT/Opening Round	Creighton	W, 71-70	Omaha, Neb.	Andrew Drevo, 20	Andrew Drevo, 9	Marcus Neal, 4
	First Round	Niagara	W, 78-70	Lincoln, Neb.	Turek, Johnson, 17	John Turek, 8	Brian Conklin, 4
	Second Round	Hawaii	L, 83-84	Honolulu, Hawaii	Nate Johnson, 26	Brian Conklin, 6	Marcus Neal, 3
2005-06	NIT/First Round	Hofstra	L, 62-73	Hempstead, N.Y.	Jason Dourisseau, 15	Aleks Maric, 12	Jamel White, 6
2007-08	NIT/First Round	Charlotte	W, 67-48	Lincoln, Neb.	Ade Dagunduro, 15	Aleks Maric, 10	Aleks Maric, 5
	NIT/Second Round	Mississippi	L, 75-87 (OT)	Oxford, Miss.	Aleks Maric, 18	Aleks Maric, 10	Sek Henry, 5
2008-09	NIT/First Round	New Mexico	L, 71-83	Albuquerque, N.M.	Sek Henry, 13	Ade Dagunduro, 5	Cookie Miller, 4
2010-11	NIT/First Round	Wichita State	L, 49-76	Wichita, Kan.	Jeter, Diaz, 12	Jorge Brian Diaz, 8	Lance Jeter, 3
2013-14	NCAA/Second Round	Baylor	L, 60-74	San Antonio, Texas	Terran Petteway, 18	Shields, Pitchford, 5	Ray Gallegos, 2
2017-18	NIT/First Round	Mississippi State	L, 59-66	Starkville, Miss.	James Palmer Jr., 13	Isaiah Roby, 8	James Palmer Jr., 5
2018-19	NIT/First Round	Butler	W, 80-76	Lincoln, Neb.	Isaiah Roby, 28	Isaiah Roby, 8	Johnny Trueblood, 5
	NIT/Second Round	TCU	L, 72-88	Fort Worth, Texas	James Palmer Jr., 19	Tanner Borchardt, 13	Glynn Watson Jr., 6



NEBRASKA IN THE POSTSEASON

All-Time Postseason Appearances*: 26 (7 NCAA, 19 NIT)

All-Time Postseason Record: 24-25

In the NCAA Tournament: 0-7 (1986, 1991, 1992, 1993, 1994, 1998, 2014)

In the NIT: 24-18 (1967, 1978, 1980, 1983, 1984, 1985, 1987, 1989, 1995, 1996, 1997, 1999, 2004, 2006, 2008, 2009, 2011, 2018, 2019)

In the NCAA Playoffs: 0-1* (1949)

*Playoff game between Big Seven and Missouri Valley Conference champions for berth in eight-team NCAA Tournament field. Not considered to be "official" participation in the NCAA Tournament.

N 2023-24 NEBRASKA BASKETBALL POSTSEASON RECORDS

INDIVIDUAL GAME

Points--33, Tom Baack vs. Marshall, March 13, 1967
 Opponent--46, George Stone, Marshall, March 13, 1967
 Field Goals--13, Tom Baack vs. Marshall, March 13, 1967 (24 att.)
 Opponent--20, George Stone, Marshall, March 13, 1967 (38 att.)
 Field Goal Attempts--25, James Palmer Jr. at TCU, March 24, 1967 (7 made)
 Opponent--38, George Stone, Marshall, March 13, 1967 (20 made)
 Field Goal Percentage (min. 5 att.)--1.000, Mikki Moore at Nevada, March 18, 1997 (9-9)
 Tanner Borchardt at TCU, March 24, 2019 (6-6)
 Opponent--1.000, Adrian Uter, Hofstra, March 16, 2006 (6-6)
 3-Point Field Goals--7, Cary Cochran at TCU, March 15, 1999 (7-9)
 Opponent--6, Jason Carter, Hawaii, March 22, 2004 (6-7); Desmond Bane, TCU, March 24, 2019 (6-9)
 3-Point Field Goal Attempts--12, Brian Conklin vs. Hawaii, March 22, 2004 (6 made)
 Opponent--17, Dominick Young, Fresno State, March 22, 1996 (5 made)
 3-Point Field Goal Pct.--.778, Cary Cochran at TCU, March 15, 1999 (7-9)
 Opponent--.857, Jason Carter, Hawaii, March 22, 2004 (6-7)
 Free Throws--13, Dave Hoppen vs. Canisius, March 13, 1985 (16 att.)
 Opponent--10, Brady Heslip, Baylor, March 21, 2014 (10 att.)
 Free Throw Attempts--16, Dave Hoppen vs. Canisius, March 13, 1985 (13 made)
 Opponent--11, Kevin Freeman, Connecticut, March 21, 1997 (7 made)
 Free Throws, No Misses--7, Sek Henry at New Mexico, March 17, 2009
 Opponent--10, Brady Heslip, Baylor, March 21, 2014
 Rebounds--15, Mikki Moore at Nevada, March 18, 1997
 Opponent--16, Bob Allen, Marshall, March 13, 1967;
 16, Tyrone Corbin, DePaul, March 28, 1983
 Assists--10, Clifford Scales vs. Arkansas State, March 16, 1989
 Opponent--16, Sam Crawford, New Mexico State, March 19, 1993
 Blocked Shots--5, Aleks Maric at Hofstra, March 16, 2006
 Opponent--8, Walter Downing, DePaul, March 28, 1983
 Steals--6, Brian Carr vs. Arkansas-Little Rock, March 26, 1987; Cookie Belcher vs. Washington, March 12, 1997; Cookie Belcher vs. Arkansas, March 12, 1998; Cookie Belcher vs. UNLV, March 10, 1999
 Opponent--8, Dominick Young, Fresno State, March 22, 1996

TEAM GAME

Points--91, vs. Colorado State, March 14, 1996
 Opponent--119, by Marshall, March 13, 1967
 Points in a Half--52, vs. Colorado State, March 14, 1996 (2nd)
 Opponent--61, by Marshall, March 13, 1967 (2nd)
 Field Goals--37, vs. Marshall, March 13, 1967 (90 att.)
 Opponent--46, by Marshall, March 13, 1967 (90 att.)
 Field Goal Attempts--90, vs. Marshall, March 13, 1967 (37 made)
 Opponent--90, by Marshall, March 13, 1967 (46 made)
 Field Goal Percentage--.588, vs. Washington State, March 19, 1996 (30-51)
 Opponent--.621, by TCU, March 15, 1999 (36-58)
 3-Point Field Goals--10, vs. Colorado State, March 14, 1996 (17 att.);
 10, at TCU, March 15, 1999 (19 att.)
 Opponent--12, by Penn State, March 21, 1995 (28 att.)
 3-Point Field Goal Attempts--27, at Hofstra, March 16, 2006 (9 made)
 Opponent--28, by Penn State, March 21, 1995 (12 made); Butler, March 21, 2019 (12 made);
 at TCU, March 24, 2019 (10 made)
 3-Point Field Goal Pct.--.588, vs. Colorado State, March 14, 1996 (10-17)
 Opponent--.571, by Arkansas State, March 16, 1989 (8-14)
 Free Throws--33, vs Canisius, March 13, 1985 (41 att.); vs. Tulane, March 26, 1996 (45 att.)
 Opponent--38, by Baylor, March 21, 2014 (48 att.)
 Free Throw Attempts--45, vs. Tulane, March 26, 1996 (33 made)
 Opponent--48, Baylor, March 21, 2014 (38 made)
 Free Throw Percentage--.900, at Ohio State, March 20, 1989 (9-10)
 Opponent--.905, Arkansas, March 12, 1998 (19-21)
 Rebounds--49, vs. Connecticut, March 19, 1992
 Opponent--63, by Marshall, March 13, 1967
 Assists--24, three times, most recently vs. Arkansas State, March 16, 1989
 Opponent--26, by TCU, March 15, 1999
 Blocked Shots--7, at Hofstra, March 16, 2006
 Opponent--10, by DePaul, March 28, 1983; by Connecticut, March 21, 1997;
 by TCU, March 15, 1999;
 Steals--15, vs. Washington, March 12, 1997
 Opponent--16, by Tulane, March 26, 1996



Mikki Moore led Nebraska to the 1996 NIT championship game, where the Huskers defeated St. Joseph's, 60-56, to earn their first-ever basketball title on the national level.



Cookie Belcher shares the school record with six steals in a postseason game. He accomplished the feat on three occasions as a Husker.

HISTORY



TYRONN
LUE

N 2023-24 NEBRASKA BASKETBALL

HISTORY OF NEBRASKA BASKETBALL

By Mike Babcock

As near as anyone can determine, the University of Nebraska was first represented by a men's basketball team on Feb. 2, 1897, just six years after Dr. James A. Naismith set down the rules of the game at the International YMCA Training School in Springfield, Mass.

A team from the Lincoln YMCA was the opponent, and Nebraska posted an 11-8 victory at Grant Memorial Hall, the home of the Huskers for all but two seasons until the Coliseum opened in 1926. The same teams played in Grant Hall three weeks later with a similar result, as NU won 23-14. Nebraska had to rally in the second game. The *Hesperian*, a student newspaper, reported: "At the end of the first half the score stood 9 to 6 in favor of the visitors but during the second half our boys took a brace and some excellent work was done."

Such was the modest beginning of a program that has enjoyed its greatest success since 1980. In that span, NU has earned a 684-569 record and 22 postseason appearances, including seven NCAA Tournaments, while adding a Phillips 66 Big Eight Tournament title in 1994 and the 1996 National Invitation Tournament championship.

Nebraska doubled its schedule in 1898, losing twice to the Lincoln YMCA and splitting two games with the Omaha YMCA. A 16-12 loss against the Omaha YMCA provided evidence as to why Nebraska finished 1-3 that season. According to The *Hesperian* account: "The great difficulty of the University team was mere recklessness. Our boys have been playing with a loose interpretation of the rules. The officials were strict and of course the resulting advantage was in favor of Omaha." Then as now, overly aggressive play had its drawbacks.

Nebraska played teams from other universities for the first time in 1899, winning two games against Nebraska Wesleyan and one against Doane en route to the unofficial state championship. The next season, Nebraska played an out-of-state opponent for the first time, defeating the University of Kansas, 48-8, at Lincoln. That game still ranks as the worst loss for a Jayhawk team and was the first for either school against a present-day NCAA Division I school.

The Kansas team was coached by Dr. Naismith. The Nebraska student yearbook, *Sombrero*, wrote: "A closely contested game was looked for. The Jayhawkers were, however, completely outclassed, the score being 48-8." Based on the victory against Kansas and four other similarly decisive victories, "the basketball team for this year was undoubtedly superior to any in the west," the *Sombrero* concluded. It would be several years before such a claim could be made again.

Nebraska hired its first full-time coach in 1911. E.O. "Jumbo" Stiehm, who scored 24 points against Nebraska as a Wisconsin basketball player in 1908, coached both football and basketball. His first Husker basketball team won 14 of 15 games, its only loss coming

at Minnesota, 40-15. The student newspaper, *The Daily Nebraskan*, blamed the loss on Nebraska's inability to adjust to the Gophers' "100-foot floor."

A *Daily Nebraskan* account of Nebraska's 29-28 season-ending victory against Kansas at Lincoln in 1912 provides evidence that some fans' behavior hasn't changed much over the years.

"The game as a whole was entirely unsatisfactory, being marred by rough tactics of the visitors, incompetent work on the part of the referee and interruptions by the audience, which were in part justifiable."

Nebraska shared the Missouri Valley Conference championship with Kansas in 1912 and 1914 and won the title outright in 1913 under Stiehm's leadership. The 1913-14 team was "so fast it took a movie camera to catch 'em," according to the *Cornhusker* student yearbook. It was described as a "point-a-minute" team, which wasn't quite accurate. Typically, games lasted 40 minutes (though that wasn't always the case), and Nebraska averaged 30 points per game. Guard Sam Carrier became Nebraska's first All-America basketball player in 1913. He and Carl Underwood led the Huskers to 17 victories in 19 games. Underwood was the Missouri Valley Conference scoring leader with 66 points in 10 conference games.

Nebraska won another conference title outright in 1916, after Sam Waugh replaced Stiehm as the *Cornhuskers'* coach for one season. Stiehm, who coached the first game of the season before giving way to Waugh, had planned to remain at Nebraska through the basketball season before leaving to become coach and athletic director at Wisconsin. But the Nebraska Athletic Board decided to replace him.

Waugh was succeeded by E.J. "Doc" Stewart, whose three *Cornhusker* teams had a combined record of 29-23. Nebraska was 22-2 in 1919-20 and 11-3 in 1920-21 under Coach P.J. Schissler. After the 1919-20 season, Schissler challenged the University of Chicago to a game, but to no avail. The *Cornhuskers* also were invited to a postseason AAU tournament in Atlanta but didn't go.

Schissler's teams played as independents. Nebraska lost its affiliation with the Missouri Valley Conference because of a decision to play a football game against Oklahoma in Omaha in 1919. Conference rules prohibited such games (Oklahoma had not yet joined the Missouri Valley Conference). Nebraska returned to the Missouri Valley Conference in 1921, and Owen Frank replaced Schissler as basketball coach. The remainder of the Roaring 1920s was, for the most part, undistinguished.

Basketball was rough and tumble. There was a center jump after every basket and no requirement to cross mid-court in 10 seconds or less. The ball was a lot different, too, more like a medicine ball, which contributed to some dull games.

The most significant event during the 1920s was the building of the Coliseum, which was dedicated on Feb. 6, 1926. The *Cornhuskers* dropped a 25-14 decision to Kansas in the first game at their new home, which was built at a cost of \$445,000 and seated 8,000 for basketball. Prior to that, Nebraska played most of its home games in Grant Hall, which seated about a fourth as many fans as the Coliseum and was located just to the north of where the Sheldon Art Gallery now stands.

Athletic Director Fred Leuhring arranged for Nebraska to play its home basketball games at the State Fairgrounds Coliseum in 1921, in order to accommodate more spectators. The *Cornhuskers* played two seasons at the Fairgrounds Coliseum, which had a wider court than Grant Hall.


The first game there was played on Jan. 14, 1921. Nebraska defeated conference opponent Grinnell 31-10 before an audience of 1,500, according to newspaper estimates. After two seasons, the *Cornhuskers* returned to Grant Hall, which had been remodeled, and continued to play home games there until the NU Coliseum opened.

Nebraska ended the decade with an 11-5 season under Charles T. Black, a former Kansas All-American in 1928-29. In the next 19 seasons, the Huskers had just two winning records, back-to-back campaigns under Coach W.H. Browne in 1935-36 and 1936-37. The 1937 team tied Kansas for the Big Six championship, after finishing second to the Jayhawks in 1936.

The 1930s produced four more *Cornhusker* All-Americans: center Don Maclay in 1931, guard Steve Hokuf in 1933, guard George Wahlquist in 1936 and guard Robert Parsons in 1937. Maclay was the Big Six scoring leader in 1930, scoring 112 points in 10 league games.

Harry Good was hired as head coach in 1946 and after two losing seasons, turned Nebraska's fortunes around. In 1948-49, Good's Huskers went 16-10, tied Oklahoma for the Big Seven regular-season championship and defeated the Sooners, 57-56, in a conference playoff to qualify for an NCAA playoff game. The NCAA Tournament was structured differently then, and the *Cornhuskers* needed to win that playoff to advance into the NCAA field. They lost to Oklahoma A&M, the Missouri Valley Conference champion, 52-35, at Kansas City, Mo. Coach Henry P. Iba's Aggies went on to finish second to Kentucky, coached by Adolph Rupp, in the NCAA Tournament.

In 1949-50, Nebraska again won 16 games and shared the Big Seven crown with Kansas and Kansas State. That marks the last time the conference had a three-way tie at the top. "We were King in our day," Claude Retherford once told a newspaper reporter. "They were firing football coaches left and right, but we packed 'em in. Oh, people were interested in football,



Bus Whitehead was a two-time All-Big Seven selection in 1949 and 1950. The court at the Hendricks Training Complex is named after Whitehead, who passed away in 2010.



Claude Retherford was the leading scorer on NU's 1949 Big Seven Championship team.

All-Star Game in New York City's Madison Square Garden. When he graduated, Whitehead held nine school scoring records.

Nebraska basketball experienced another drought beginning in 1950-51, with 15 consecutive losing seasons. Despite playing for a team that finished last in the Big Seven in 1952, Husker guard Jim Buchanan earned All-America and all-conference honors. And even though the late Jerry Bush, dubbed the "Big Bear of the Coliseum," never produced a winning team in his nine seasons as head coach at Nebraska, his colorful personality and uncanny ability to fashion upsets kept Cornhusker fans entertained.

The most dramatic upset during Bush's tenure as coach came on Feb. 22, 1958, against Kansas. The Jayhawks featured 7-foot center Wilt Chamberlain and were ranked fourth in the nation when they came to Lincoln. Earlier in the season, the Jayhawks had defeated the Huskers, 102-46, at Lawrence, Kan., with Chamberlain matching Nebraska by scoring 46 points. Nebraska scored a 43-41 victory in the rematch, when 5-9 guard Jim Kubacki hit a 15-foot jump shot with two seconds remaining.

But that's only part of the drama. Kubacki, a senior from Toledo, Ohio, spent all but the final 6:53 of the game sitting on the bench in street clothes, forced there by a knee injury and the kind of fate from which legends are built. When the Cornhuskers' captain, Gary Reimers, left the game with leg cramps, Kubacki convinced Bush to let him suit up. Four minutes and seven seconds later, Kubacki went into the game. Two minutes and 44 seconds after that, he hit the winning shot.

Bush also had the distinction of coaching the school's first 1,000-point scorer, guard Herschell Turner, who came from Indianapolis, Ind., where he was rated the second-best high school player in the state as a senior, behind only crosstown-rival Oscar Robertson. Turner earned All-America honors in 1959 and followed with All-Big Eight honors in 1960 and ended his Cornhusker career with 1,056 points.

Following the 1962-63 season, Bush was replaced as head coach by Joe Cipriano, who brought the nickname "Slippery Joe" and up-tempo basketball to the Coliseum. His teams pressed full-court and ran a fast-break offense, which led the Big Eight in scoring average in 1966, 1967 and 1968.

Cipriano's first two teams had a combined record of 17-33. But his third team, in 1965-66, was one of the most successful in school history, finishing 20-5 and second to Kansas in the Big Eight. All-Big Eight guard Grant Simmons, the first Cornhusker to earn academic All-Big Eight honors, was the team's leader.

The 1966-67 team finished 16-9 and made the school's first appearance in the 16-team National Invitation Tournament, played at New York City's Madison Square Garden. Guard Stu Lantz was a two-time All-Big Eight pick and led the Cornhuskers in scoring and rebounding in both 1966-67 and 1967-68.

Guard Marvin Stewart and center Chuck Jura earned All-Big Eight honors for Cipriano in 1971 and 1972, respectively. Guard Jerry Fort, who finished his career with a then-school-record 1,882 points, was the first Nebraska player chosen first-team all-conference three times, from 1974 through 1976. With Fort's leadership, Nebraska began a string of 14 winning seasons.

but basketball was THE game on the Nebraska campus when we played." Retherford earned All-Big Seven recognition in 1949 after leading the conference in scoring with a 12.4 points-per-game average.

The Cornhuskers had another first-team All-Big Seven performer in 1949, Milton "Bus" Whitehead. The 6-10 center from Scottsbluff, Neb., also earned all-conference honors in 1950, when he averaged a then-school-record 15.7 points per game. Whitehead was named to the District V All-America team by Collier's Magazine. Whitehead also was the first Cornhusker selected to play in the East-West

In the fall of 1976, Cornhusker basketball moved out of the Coliseum and into the state-of-the-art Bob Devaney Sports Center. Located on the State Fairgrounds, the \$13 million athletic complex was financed by a special cigarette tax.

Cipriano coached Nebraska to another 20-victory season in 1977-78. The Cornhuskers, led by All-Big Eight guard Brian Banks, finished with a 22-8 record and advanced to the second round of the NIT. Despite failing health – a battle against cancer that he finally lost – Cipriano shared coaching duties with his assistant, Moe Iba, in 1979-80, and took Nebraska to the NIT again. For their efforts, the duo shared United Press International Big Eight Coach-of-the-Year honors.

Cipriano brought Nebraska into the modern era, coaching 17 seasons and 450 games. His record was 253-197, and those 253 victories represent nearly one-sixth of Nebraska's all-time total. Following Cipriano's death, Iba was named head coach, and he continued Cipriano's winning ways. In Iba's six seasons on the bench, Nebraska was 106-71 and advanced to postseason play four times.

Center Andre Smith was the 1981 Big Eight MVP and twice earned All-Big Eight honors. However, it was the late Jack Moore, a 5-10 playmaker from Muncie, Ind., who captured the hearts of Nebraska fans from 1980 through 1982. Moore earned All-Big Eight honors in 1982, when he won the Naismith Award, given annually to the nation's top player under 6-feet tall. The first three-time academic All-Big Eight pick in Nebraska history, Moore scored 1,204 points and hit .901 from the free throw line during his career.

The cornerstone of Iba's teams from 1983 through 1986 was Omaha, Neb., native Dave Hoppen, a three-time All-Big Eight center and the first Nebraska basketball player to have his jersey number (42) retired by the school. In 1982-83, Hoppen's freshman season, the Cornhuskers were 22-10 and won three games in the NIT before losing to DePaul in the semifinals at Madison Square Garden. The Cornhuskers returned to the NIT each of the next two seasons, advancing to the second round both times.

Hoppen's college career, though, was ended by a knee injury he sustained in a game at Colorado on Feb. 1, 1986. He finished as the school's all-time scoring leader with 2,167 points and broke or tied 19 school records during his four-year stay. After Hoppen's injury,



Andre Smith was the Big Eight Player of the Year for Nebraska in 1981.

N 2023-24 NEBRASKA BASKETBALL

HISTORY OF NEBRASKA BASKETBALL

Iba's team regrouped and went on to earn the school's first-ever "official" NCAA Tournament berth. Nebraska lost to Western Kentucky in the first round of the Southeast Regional, 67-59. Following the game, Iba announced his resignation.

On March 27, 1986, Danny Nee was officially introduced as Nebraska's 24th basketball coach. During a news conference to announce his hiring, Nee said a "new era" in Cornhusker basketball was beginning.

Nee's 14 teams appeared in postseason play 11 times and topped the 20-victory mark in seven seasons. In his first season, Nebraska was 21-12 and finished third in the NIT.

After a 13-18 record in his second season, the Cornhuskers got back over the .500 mark with a 17-16 record in 1988-89 and advanced to the second round of the NIT.

Nebraska missed the school single-season record for losses by one in 1989-90 (10-18), then won a school-record 26 games, with only eight losses, in 1990-91. The Cornhuskers reached the Big Eight Tournament championship game for the first time and advanced to the NCAA Tournament, losing to Xavier 89-84 in the first round of the regionals at Minneapolis, Minn.

The 1990-91 team included two first-round NBA draft picks, senior Rich King and redshirt freshman Eric Piatkowski. The 7-2 King was the tallest player in Cornhusker history.

Piatkowski, Nebraska's sixth-man in 1990-91, went on to win first-team all-conference honors twice. He ranks second on the Cornhuskers' career-scoring list with 1,934 points, and he is the only Nebraska player to finish with at least 1,900 points, 600 rebounds (669) and 300 assists (322). In 2006, Piatkowski became the third Husker, joining Hoppen and Stu Lantz (No. 22), to have his jersey number (52) retired.

Three more NCAA Tournament appearances followed the record-shattering 1991 season. In 1992-93, the Huskers registered their highest league finish under Nee by tying for second in the Big Eight.

In addition to reaching the NCAA Tournament for a fourth consecutive season and recording back-to-back 20-victory seasons for the first time in school history, Nee's 1993-94 team made history by winning the school's first Phillips 66 Big Eight Tournament title. The Cornhuskers defeated Oklahoma, Missouri and Oklahoma State, in that order, to earn the tournament championship.

Nebraska's NCAA Tournament run ended at four in 1994-95, but the Huskers kept their postseason streak alive with an NIT berth, advancing to the second round. The 1995-96 team struggled down the stretch but was back in the NIT and capped its season with a run to the tournament title.

The Huskers won two games on the road and scored more than 80 points in four of their five postseason games. They finished with a 60-56 victory against St. Joseph's at Madison Square Garden.

"The NIT run was incredible when you look at the teams we beat and how we beat them," Nee said after the remarkable run. "I don't care what anybody says, it was domination."

The 1996 NIT championship team was one of the most talented in school history. Two



Nebraska won its only Big Eight Tournament title during the 1994 season as the Huskers won three straight over Oklahoma, No. 3 Missouri and No. 23 Oklahoma State.



Nebraska won the 1996 NIT title at Madison Square Garden. It was the third time since 1980 that the Huskers reached at least the NIT semifinals.

future NBA players, Erick Strickland and 1998 first-round draft pick Tyronn Lue, were in the backcourt. And two other players on the team scored 1,000 career points, Jaron Boone and freshman Venson Hamilton, who would finish his career in 1999 as the school's all-time leading rebounder and shot-blocker.

Lue's contributions as a freshman to the NIT championship team were only a preview of what was to come. The lightning-quick, 6-0 point guard finished his career as the seventh-leading scorer in school history, and he ranked in the top 10 in 12 other career categories. His leadership carried the 1996-97 Cornhusker team, the first to play in the Big 12, to another NIT appearance.

Behind a late-season run, which included Nebraska's longest conference winning streak in 20 years, Nee's 12th team finished fourth in the Big 12 and returned to the NCAA Tournament. The bid was the Cornhuskers' fifth during the 1990s and extended the school-record postseason run to eight.

The streak reached nine in 1999, as the Cornhuskers just missed an NCAA Tournament bid and advanced to the second round of the NIT. In the process, NU reached the 20-victory mark for a second consecutive season, and Hamilton was named Big 12 Player of the Year.

The optimism that preceded the 1999-2000 season, Nee's last, quickly faded with the loss of guard Cookie Belcher, who was sidelined by a wrist injury and forced to take a medical redshirt. The Cornhuskers were off-balance almost from the beginning of the season and fell far short of expectations.

Even though Nee became the winningest coach in school history in 1999-2000, getting victory No. 254 to pass Joe Cipriano in the Cornhuskers' final home game against Colorado, his final team finished with an 11-19 record. The 19 losses tied for the most in school history.

With then-Director of Athletics Bill Byrne setting his sites on bringing NU basketball back to national prominence, he hired Barry Collier as the Cornhuskers' new coach on April 5, 2000. In Collier's first season with the Huskers, Nebraska finished with a 14-16 mark as Belcher returned to the lineup and earned second-team All-Big 12 Conference honors while finishing third in NCAA history for career steals with 353.

In Collier's fourth season, Nebraska ran to an 18-13 record and its first postseason bid in five years. Nebraska won its first two games in the 2004 NIT, including an exhilarating 71-70



Venson Hamilton was the second Husker to be named conference player of the year when he earned the award in 1999.

road victory over in-state foe Creighton in the opening round. After a home-court victory over Niagara, the Huskers' season came to an end three days later in a valiant effort at Hawaii when NU came back from 17 points down at halftime to tie the game at the first media timeout of the second period before eventually falling by a point.

Nebraska struggled the following season but an influx of young talent helped the Huskers move forward. Aleks Maric made an immediate impact as he broke the NU freshman rebounds record and ranked in the rookie top 10 for blocked shots. Maric was a force in the paint as he tied the school freshman record for double-doubles. It was a sign of good things to come as he finished his four-year career ranked fifth all-time in scoring and was only the second Husker ever to record at least 1,000 career rebounds.

NU made its second postseason appearance in three years in 2006 before finishing with a 19-14 record. It was the most wins under Collier and the first time his Huskers won a game at the Big 12 Championship as NU reached the semifinals of the conference tourney for the first time since winning the Big Eight Tournament title in 1994.

Collier looked to have a solid base in place for 2006-07 before abruptly resigning in early August to take the position of athletic director at his alma mater, Butler University, ending his career at Nebraska with an 89-91 overall record.

The late opening posed little challenge for Nebraska as one week later, on Aug. 8, 2006, Kenneth 'Doc' Sadler was introduced as the 26th head coach in program history.

Nebraska finished first in the Big 12 and 18th nationally in scoring defense in 2007-08, allowing just 60.7 points per game. Sadler's specialty was highlighted again in 2008-09 as the Huskers proved it was no fluke, claiming another first-place defense in the league while ranking 22nd nationally by giving up just 60.4 points per contest. It was the second-lowest total in the Husker record book since 1951, giving Sadler-coached squads three of the top four Husker scoring defenses in the past half century.

The Huskers' 20-13 record in 2007-08 included a 7-9 record in league play, after starting the Big 12 campaign with an 0-4 mark. In 2008-09, Sadler helped Nebraska continue its upward trend with eight league victories, marking NU's first .500 record in conference play in a decade. Nebraska's 2010-11 season was highlighted by wins over three ranked teams, including No. 3 Texas, as the victory over the Longhorns was marked the highest ranked team Nebraska had defeated since 1994.

The 2011-12 season began a new era for Nebraska basketball, as the Huskers joined the Big Ten Conference. That season also marked the opening of the Hendricks Training Complex, an 84,000-foot facility for the Husker basketball program which includes practice courts, locker room, team lounge, offices as well as strength and nutrition areas, giving Nebraska one of the best facilities in the nation.

In March of 2012, Nebraska moved in a different direction as then-Athletic Director Tom Osborne chose Tim Miles to run the basketball program. It took Miles only two years to turn the fortunes of the Huskers around.

The 2013-14 season was a rebirth for the Husker program. Nebraska moved into the \$179 million dollar Pinnacle Bank Arena in August of 2013 and presold the entire season six months before the opener. The Huskers went 15-1 in its inaugural season in PBA, culminating with a



Aleks Maric finished his career ranked fifth all-time in scoring and second in rebounding, becoming only the third player in Big 12 history to record at least 1,600 points and 1,000 rebounds in a career.

win over ninth-ranked Wisconsin in front of a record crowd of 15,998. Terran Petteway earned consensus All-Big Ten honors while Miles was named Big Ten and National Coach of the Year after leading the Huskers to the NCAAs following a 1-5 start in Big Ten play.

Since the opening of Pinnacle Bank Arena, Husker fans have been coming out in record numbers, as has averaged more than 15,000 fans per game in each of the past six seasons. In 2017-18, the Huskers exceeded expectations, winning 22 games, including a pair of wins against ranked Big Ten teams, and finished fourth in the conference with a 13-5 mark. The 13 conference wins was a school record while the 22 wins were the most since 1990-91. Newcomers James Palmer Jr. and Isaac Copeland both earned All-Big Ten honors, as Palmer garnered first-team accolades by averaging 17.2 points per game to rank fifth in the Big Ten.

The Huskers returned to postseason play in 2018-19, going 19-17 and earning another berth in the NIT. Nebraska, which was ranked in the top-25 earlier in the season, battled through a trio of season-ending injuries and with its 80-76 win over Butler in the first round of the NIT, won its first postseason game in 11 years. Another streak was snapped in June of 2019, when Isaiah Roby was drafted in the second round of the NBA Draft, becoming the first Husker taken in 20 years. Miles ended his Husker tenure on March 26, 2019, after guiding NU to three postseason appearances in seven seasons at the helm of the program.

On March 30, 2019, Nebraska Athletics Director Bill Moos named Fred Hoiberg the 28th head coach in school history. Hoiberg brought a distinguished resume to Lincoln that includes four years as an NBA front office executive, four years as an NBA head coach and five years at Iowa State, where he orchestrated the biggest turnaround in Big 12 history in 2011-12 and guided the school to four straight NCAA Tournament appearances.

Hoiberg, who was born in Lincoln, joins the Husker men's basketball coaching fraternity, a group that includes his grandfather, Jerry Bush, who guided the Husker program for nine seasons from 1955 to 1963. Hoiberg's up-tempo style has appealed to fans and players early on, as Dalano Banton was drafted in the second round of the 2021 NBA Draft while Bryce McGowens was the No. 40 pick of the 2022 NBA Draft, the highest drafted Husker since 1998.



A crowd of nearly 2,500 were on hand to celebrate with the Huskers on their 2014 NCAA Tournament berth.

N 2023-24 NEBRASKA BASKETBALL ALL-TIME LETTERWINNERS

Note: Lettermen lists are not available for 1894, 1895, 1897, 1904 and 1906. The year listed is for the year in which the season ended. For example 1918 represents the 1917-18 season. Hometowns are listed, when available. If you have any updates or corrections, please e-mail them to sportsinfo@huskers.com.

A A A

Abraham, Moses, 2015.....Kano, Nigeria
Adkins, R.F., 1918
Akenten, Nana, 2018-19.....Boilingbrook, Ill.
Akromis, Bernard, 1951.....Omaha, Neb.
Almeida, Andre, 2011-13.....Sao Paulo, Brazil
Alexander, Boyd Amberson, 1910.....Superior, Neb.
Allen, Teddy, 2021.....Mesa, Ariz.
Allen, Thomas, 2018-19.....Raleigh, N.C.
Amen, Paul, 1936-37-38.....Lincoln, Neb.
Anderson, Chuck, 1980.....North Platte, Neb.
Anderson, Kenneth, 1947-49.....Creston, Iowa
Anderson, R.D., 1999
Anderson, R.R., 1900
Anderson, Ryan, 2007-08-09-10.....Seattle, Wash.
Anderson, W.E., 1899-1900
Andre, Eduardo, 2021-22.....London, England
Andresen, Roy H., 1925-26-27.....Bloomfield, Neb.
Antulov, Bob, 1964.....New York City, N.Y.
Arop, Akol, 2020-21.....Omaha, Neb.
Artman, Allan, 1942-43-44.....Kearney, Neb.
Arwood, Jim, 1956-57-58.....Fostoria, Ohio
Augustine, Kevin, 2001.....Santa Ana, Calif.

B B B

Baack, Tom, 1966-67-68.....Ft. Wayne, Ind.
Babson, (no first name), 1901
Badgett, Terrance, 1993-94-95-96.....Omaha, Neb.
Bailey, Russell M., 1919-20-21.....Carleton, Neb.
Bailous, Anthony, 1986-87.....Los Angeles, Calif.
Baker, Howard, 1935-36-37.....Grand Island, Neb.
Balham, Chris, 2007-08-09.....Kansas City, Kan.
Bandoemel, Emmanuel, 2023.....Quebec City, Quebec
Banks, Brant, 2020.....Houston, Texas
Banks, Brian, 1976-77-78-79.....Hammond, Ind.
Banton, Dalano, 2021.....Toronto, Ontario
Bargen, Jed, 1988-89.....Lincoln, Neb.
Barger, Gerald, 1932.....Ashland, Neb.
Barry, Donald, 1946
Barth, Phil, 1960.....Omaha, Neb.
Beerkle, Wilmer J., 1924-25-26.....Omaha, Neb.
Beers, Frank R., 1905.....Osage, Neb.
Bekins, Melvin, 1920-21.....Omaha, Neb.
Belcher, Cookie, 1997-98-99-01.....Mexico, Mo.



Floyd Ebaugh helped the Huskers win the 1936 Big Six Conference title and was a three-year performer for Nebraska from 1936 to 1938.

Belka, Robert, 1933.....Crete, Neb.
Bell, Dwight D., 1907-08-09.....Lincoln, Neb.
Bell, Paul T., 1905-07-08.....Lincoln, Neb.
Benedict, Maurice, 1903.....Lincoln, Neb.
Beranek, Drake, 2011.....Ravenna, Neb.
Berwald, Lance, 1980-81.....Minneapolis, Minn.
Best, Tom, 1993-94.....South Holland, Ill.
Black, Leo, 1924-25.....Grand Island, Neb.
Bloss, Dale, 1945.....Wayne, Neb.
Boeker, Justin, 2001-02.....Houston, Texas
Bohac, Adam, 2001-02-03-04.....Kimball, Neb.
Boich, Arnold, 1955.....Peoria, Ill.
Booker, Kenny, 2000.....Clarksdale, Miss.
Boone, Jaron, 1993-94-95-96.....Salt Lake City, Utah
Borchardt, Tanner, 2016-17-18-19.....Gothenburg, Neb.
Bornschneggl, Larry, 1963-64.....Geneva, Neb.
Boswell, Hubert, 1932-33.....Lincoln, Neb.
Bottorf, John, 1942-43.....Lincoln, Neb.
Bowers, Bill, 1960-61-62.....Lincoln, Neb.
Bradford, Steffon, 2000-01.....Clewiston, Fla.
Branch, Nate, 1965-66-67.....Palo Alto, Calif.
Brand, Daniel, 1956.....Bellevue, Neb.
Breidenbach, Wilhelm, 2022-23.....
.....Rancho Santa Margarita, Calif.
Brooks, Jim, 1969.....Akron, Ohio
Brooks, Melvin, 1994-95.....Elizabeth City, N.C.
Brothers, Ralph, 1896
Brown, Burton, 1943.....Lincoln, Neb.
Brown, Darren, 1986.....Detroit, Mich.
Brown, John, 1926-27-28.....Lincoln, Neb.
Brown, Joseph, 1946-47-48-50.....Nashville, Tenn.
Bryan, Tom, 1969-71.....Fort Recovery, Ohio
Buchanan, Demetrius, 1985.....South Bend, Ind.
Buchanan, Henry T., 1987-88.....Muncie, Ind.
Buchanan, James, 1950-51-52.....Ft. Wayne, Ind.
Buckendahl, Ross, 1999-2000-02.....Battle Creek, Neb.
Buel, Duane, 1954-55-56.....Malcolm, Neb.
Burbach, Chad, 1997-98.....Columbus, Neb.
Burke Jr., Dachon, 2020.....Orange, N.J.
Burke, A.G, 1896
Burrus, Russell M., 1905-07-08.....Lincoln, Neb.
Buuck, A. Allen, 1960-61.....Ft. Wayne, Ind.

C C C

Cahill, John, 1959.....Dakota City, Neb.
Caldwell, James, 1977.....Cottonport, La.
Campbell, Henry W., 1916-17
Campbell, Willie, 1965-66-67.....Seattle, Wash.
Carman, Frank D., 1921-22.....Minden, Neb.
Carr, Brian, 1984-85-86-87.....Muncie, Ind.
Carrier, Sam, 1911-12-13.....Omaha, Neb.
Cassidy, Fred, 1943.....Lincoln, Neb.



Tony Farmer helped Nebraska to an NCAA Tournament appearance in 1991 before playing in the NBA and overseas for nearly two decades.

Cauble, Ken, 1968-69-70.....Midland, Texas
Cebrun, Harold, 1964.....Houston, Texas
Cech, Henry, 1948-49-50.....Berwyn, Ill.
Cerv, Bob, 1947-48-49-50.....Weston, Neb.
Chalk, Leroy, 1969-70-71.....Big Sandy, Texas
Chambers, Phil, 1975.....Denver, Colo.
Chandler, Derrick, 1992-93.....Mitchellville, Md.
Cheatham, Haanif, 2020.....Fort Lauderdale, Fla.
Chesnut, Ben, 2001.....Omaha, Neb.
Christine, Cal, 1971-72-73.....Sterling, Neb.
Chubick, Bruce, 1991-92-93-94.....Atkinson, Neb.
Clemmons, Brennon, 2002-03.....Indianapolis, Ind.
Cloudy, Stan, 1983-84.....Center, Texas
Coard, Eric, 1975-76-77.....Washington, D.C.
Cochran, Cary, 1999-2000-01-02.....Minden, Iowa
Coker, Fred, 1974.....Redondo Beach, Calif.
Collins, J.C., 1917
Collins, Ray, 1979-80-81-82.....Chicago, Ill.
Conklin, Brian, 2001-02-03-04.....Hubbard, Ohio
Conklin, Leonard N., 1931.....Minatare, Neb.
Cook, Thomas, 1946.....Culver, Ind.
Copeland Jr., Isaac, 2018-19.....Raleigh, N.C.
Coppie, Leland, 1932-33-34.....Rosalie, Neb.
Cortelyou, Spencer, 1899-1900-01-02.....Omaha, Neb.
Costello, Justin, 2019.....Omaha, Neb.
Coufal, Norman, 1955-56.....David City, Neb.
Cox, Larry, 1974-75-76.....Denver, Colo.
Cox, Rodney, 1947-48-49.....Lincoln, Neb.
Cozier, Kenneth J., 1923-24.....Aurora, Neb.
Cresswell, Chris, 1990-91-92.....Merced, Calif.
Cronin, Jackson, 2022.....Great Neck, N.Y.
Cross, Kevin, 2020.....Little Rock, Ark.
Cunningham, Bill, 1979.....Ft. Wayne, Ind.
Curran, Sammy, 1980.....Liberal, Kan.
Curtis, Rodney, 1988.....Upper Marlboro, Md.

D D D

Dagunduro, Ade, 2008-09.....Inglewood, Calif.
Damm, Jim, 1966-67-68.....Bellflower, Calif.
Davey, G. Seldon, 1930-31.....Lincoln, Neb.
Davison, Charles Minot, 1931-32.....Lincoln, Neb.
Davison, Matt, 2000.....Tecumseh, Neb.
Dawson, Denim, 2023.....San Bernardino, Calif.
Day, Bernard, 1986-87.....Washington, D.C.
Despot, Srebrenko, 1978.....Zagreb, Yugoslavia
Dewitz, Rufus, 1924.....Stanton, Neb.
Diaz, Jorge Brian, 2010-11-12.....Caguas, Puerto Rico
Dock, Titus, 1984.....Perkins, Ga.
Doehbele, Dudley, 1956-57.....Elmwood, Neb.
Dohrmann, Elmer, 1936-37-38.....Staplehurst, Neb.
Dolezal, Eric, 1989.....La Porte, Ind.
Dourisseau, Jason, 2003-04-05-06.....Omaha, Neb.
Despot, Srebrenko, 1978.....Zagreb, Yugoslavia
Duluth, Minn.
Drevo, Andrew, 2003-04.....Lincoln, Neb.
Dworak, Thomas, 1944.....Lincoln, Neb.

E E E

Easley, Charlie, 2020.....Lincoln, Neb.
Ebaugh, Floyd, 1936-37-38.....Superior, Neb.
Eckelman, Eric, 1979.....Muncie, Ind.
Edwards, Alonzo, 2009.....Houston, Texas
Edwards, Keon, 2022.....Houston, Texas
Ekstrom, Fred, 1924-25-26.....Newman Grove, Neb.
Ekwall, Rex, 1955-56-57.....Holmesville, Neb.
Eldridge, Bruce, 1918.....Omaha, Neb.
Elliott, Newell J., 1903.....Beatrice, Neb.
Elliott, Robert, 1937-38-39.....West Point, Neb.
Elliott, Thomas, 1926-27-28.....West Point, Neb.
Elradi, Mohammad, 2017.....Omaha, Neb.
Elson, Kenneth, 1942-43.....North Platte, Neb.
Empkey, Frank, 1966-67.....Omaha, Neb.
Enright, Mark, 1974.....Cedar Rapids, Iowa
Enright, Roy, 2003.....Omaha, Neb.
Erwin, Steve, 1973-74-75.....Laurel, Neb.
Evelyn, Bakari, 2016.....Detroit, Mich.
Extrom, LeGrant, 1952.....Holdrege, Neb.

F F F

Fagler, Willard, 1952-53-54-55.....Harvard, Neb.
Farmer, Tony, 1991.....Los Angeles, Calif.
Ferguson, J. Malcolm., 1903.....Aurora, Neb.
Ffriend, Kimani, 2000-01.....Kingston, Jamaica
Fields, Rodney, 2000-01.....Tampa, Fla.
Fisher, Morris, 1929-30-31.....Lincoln, Neb.
Fitz, Don, 1939-40-41.....Lincoln, Neb.
Fitzgibbon, John, 1941-42-43.....Tobias, Neb.
Fitzpatrick, Wilson, 1958.....Marshall, Mo.
Florence, Larry, 1997-98-99-2000.....Phenix City, Ala.
Flothow, Paul, 1917.....Omaha, Neb.
Flynn, W.H., 1917
Ford, Kedrick, 2001-02.....Macon, Ga.
Fort, Jerry, 1973-74-75-76.....Chicago, Ill.
Fox, Mike, 2010-11-12.....Beatrice, Neb.
Frank, Owen, A., 1911-12.....Grand Island, Neb.
Fredstrom, Paul, 1952-53.....Lincoln, Neb.
Fuller, Nick, 2015-16-17.....Sun Prairie, Wis.

G G G

Gallegos, Ray, 2010-11-13-14.....Salt Lake City, Utah
Galter, Morris, 1944.....Lincoln, Neb.
Gardner, Charles H., 1916
Gardner, J., 1916
Garner, Bernard, 1996-97.....Many, La.
Gary, Juwan, 2023.....Columbia, S.C.
Gates, Bob, 1950.....Lincoln, Neb.
Gerelick, Philip, 1926-27.....Omaha, Neb.
Gerhart, Harold, 1918.....Newman Grove, Neb.
Geter, Lewis, 1990.....Columbus, Ohio
Gibson, James P., 1911-12.....Holdrege, Neb.
Gill, Anton, 2017-18.....Raleigh, N.C.
Gillilan, Charles, 1919.....Hardy, Neb.
Gilreath, Ivan, 1981.....Omaha, Neb.
Glock, Jason, 1992-94-95-96.....Wahoo, Neb.
Goetze, Hartmann, 1940-41-42.....St. Joseph, Mo.
Gohde, George H., 1928.....Lincoln, Neb.
Good, Joseph, 1951-52-53.....Lincoln, Neb.
Goodson, Orr, 1924-25.....Lincoln, Neb.
Grace, Harvey, 1928-29-30.....Mascot, Neb.
Grace III, Jeffrey, 2023.....Elmhurst, Ill.
Gratopp, Bob, 1968-69-70.....Geneva, Neb.
Graves, Allen, 1958.....Lincoln, Neb.
Green, Jervay, 2020.....Denver, Colo.
Gregory, Amos, 1993.....Nashville, Tenn.
Gregory, Tom, 1971-72.....Fullerton, Calif.
Gribble, George, 1942.....Greenwood, Neb.
Griesel, Sam, 2023.....Lincoln, Neb.
Grimm, Lloyd, 1937-38-39.....Omaha, Neb.
Grube, Ivan, 1961-62-63.....Byron, Neb.
Gutleben, J.S., 1896

H H H

Hagensick, Edmund H., 1902-03-04-05.....Lincoln, Neb.
Hagensick, Harry E., 1902.....Lincoln, Neb.
Hahn, Robert, 1945.....Fremont, Neb.
Hale, Leland, 1935-36-37.....Lincoln, Neb.
Hammond, Jake, 2015-16.....Comanche, Okla.
Hamilton, Venson, 1996-97-98-99.....Forest City, N.C.
Hankins-Cole, Quincy, 2010.....Roosevelt, N.Y.
Hanzlik, M., 1912-14
Hare, Fred, 1965-66.....Omaha, Neb.
Hare, Jerry, 1954.....Grand Island, Neb.
Hartley, Steve, 2008-09.....Temple Hills, Md.
Harriman, Brant, 1998.....Mason City, Iowa
Harris, Amir, 2019.....Frederick, Md.
Harris, Lee, 1972.....Omaha, Neb.
Harris, Ribkey, 1974-75-76-77.....Denver, Colo.
Harry, Robert, 1958-59-60.....York, Neb.
Hartley, Harold S., 1921.....Harvard, Neb.
Haskell, Ross K., 1912-13-14
Hassler, Francis, 1943.....McCook, Neb.
Hawkins, Earl, 1913-14-15.....Oshkosh, Wis.
Hawkins, Nathan, 2014.....Garland, Texas
Hay, John, 1940-41.....Lincoln, Neb.
Hayes, Carl, 1990-91-92.....Chicago, Ill.



Bill Jackman totaled 500 points, 418 rebounds and 101 assists in his three-year Husker career.

Hecox, Fred, 1945-46.....Cozad, Neb.
Hedberg, Curt, 1975-77-78-79.....Lincoln, Neb.
Heiman, Brady, 2019.....Springfield, Neb.
Heimos, Dan, 2002-03.....Waterloo, Ill.
Heinzelman, Robert, 1942-43.....Falls City, Neb.
Held, Sidney, 1940-41-42.....Lincoln, Neb.
Henrion, Walter, 1932-33.....Wichita, Kan.
Henry, Sek, 2007-08-09-10.....Los Angeles, Calif.
Hester, Wayne, 1958-59-60.....Lincoln, Neb.
Hewitt, Irenaeus P., 1902-03.....Lincoln, Neb.
Hilliard Jr., Corey, 2012.....Kansas City, Mo.
Hiltner, Arthur H., 1910-11-12.....Lincoln, Neb.
Hiltner, Walter G., 1903.....Lincoln, Neb.
Hinckley, Ryan, 1997.....Pocatello, Idaho
Hoar, J.W., 1903-05-07.....Lyons, Neb.
Hoemann, Vic, 1945.....Newell, Iowa
Hoffman, J.F., 1991-92.....Cambridge, Neb.
Hokuf, Stephen, 1930-31-33.....Crete, Neb.
Hoiberg, Sam, 2023.....Lincoln, Neb.
Holder, Allen, 1976-77.....Las Vegas, Nev.
Holley, Myles, 2010.....Norfolk, Va.
Hollins, Kenneth, 1944-45.....Valley, Neb.
Holm, Elmer, 1927-28-29.....Omaha, Neb.
Holmes, Joe, 1999.....Seat Pleasant, Md.
Hoppen, Dave, 1983-84-85-86.....Omaha, Neb.
Horne, Jeriah, 2017.....Overland Park, Kan.
Howard, Terry, 1957.....Elkhorn, Neb.
Howard, Warren, 1914.....Omaha, Neb.
Hubka, Ernest, 1918.....Virginia, Neb.
Huge, Jim, 1961-63.....Holdrege, Neb.
Hugg, Ed, 1914-15-16.....Cambridge, Neb.
Hughes, Brett, 1982-83.....Waterloo, Ind.
Hughes, Michael, 1992.....Peoria, Ill.
Hussey, John W., 1920.....Cambridge, Neb.
Hutchinson, W.C., 1910-11.....Lincoln, Neb.
Hyde, Leslie E., 1913.....Lincoln, Neb.

III

Ideus, Chad, 1996.....Adams, Neb.
Ingersoll, Arthur E., 1909-10.....Tescumseh, Neb.

J J J

Jackman, Bill, 1985-86-87.....Grant, Neb.
Jackson, Don, 1973.....Chatsworth, Calif.
Jackson, Jack, 1939.....Omaha, Neb.
Jackson, Stanley, 1977.....Las Vegas, Nev.
Jackson, Wm. Carl, 1918-19.....Lincoln, Neb.
Jacobson, Michael, 2016-17.....Waukee, Iowa
Jaeger, Chad, 1994.....Lexington, Neb.
Jensen, Clifford, 1930.....Omaha, Neb.
Jeter, Lance, 2010-11.....Beaver Falls, Pa.
Johnette, Michael, 1997-98.....Omaha, Neb.
Johnson, Bill, 1987-88.....Plainview, Neb.
Johnson, Chad, 1998-99.....Monticello, Fla.
Johnson, Eric, 1988-89.....Brooklyn, N.Y.
Johnson, Handy, 1982-83.....Chicago, Ill.
Johnson, Jamar, 1992-93-94.....Elkhart, Ind.
Johnson, Lenard, 1982-83.....Kirkwood, Mo.
Johnson, Nate, 2003-04.....Kansas City, Kan.
Johnson, William, 1952-53-54.....Lincoln, Neb.
Jones, Charles, 1962-63-64.....Washington, D.C.
Jones, Eshaunte, 2010-11.....Fort Wayne, Ind.
Jones, Wilbur A., 1910.....Omaha, Neb.
Jungmeier, Walter, 1920.....Lincoln, Neb.
Jungmeier, Wesley, 1920.....Lincoln, Neb.
Jura, Chuck, 1970-71-72.....Schuyler, Neb.

K K K

Kacer, Oldyn, 1919.....Crete, Neb.
Karn, Matt, 2010-11.....Philpot, Ky.
Kavas, Matej, 2020.....Ljubljana, Slovenia
Keita, Blaise, 2023.....Bamako, Mali
King, Lyle, 1940-41-42.....Lincoln, Neb.
King, Rich, 1988-89-90-91.....Omaha, Neb.
Kipper, Paul, 1951.....Lincoln, Neb.
Kirlin, Albert, 1947.....Havelock, Neb.
Klepser, Merritt J., 1923-25-27.....Omaha, Neb.
Knutzen, Owen, 1943.....Cedar Bluffs, Neb.

Koca, Todd, 1988-89.....Papillion, Neb.
Koehler, John P., 1901-02.....
Koenig, Robert, 1945.....Yankton, S.D.
Kohl, Adam, 1922.....Hastings, Neb.
Kojenets, Oleg, 2023.....Kaunas, Lithuania
Korte, Robert, 1946.....Fairbury, Neb.
Kortus, Joel, 1963-64-65.....Lincoln, Neb.
Koster, George, 1931-32.....Lincoln, Neb.
Kovanda, William, 1937-38-39.....Elk Creek, Neb.
Kowalke, James, 1959-60-61.....Sioux City, Iowa
Krake, Lee S., 1905-07.....West Point, Neb.
Krall, Robert, 1928-29.....Grand Island, Neb.
Krenk, Nick, 2007-08-09.....Nebraska City, Neb.
Kubacki, Jim, 1956-57-58.....Toledo, Ohio
Kuhlman, Elza, 1944.....
Kurkowski, Kye, 2012-13-15.....Grant, Neb.

LLL

Lakes, Trevor, 2021-22.....Lebanon, Ind.
Lantz, Stuart, 1966-67-68.....Uniontown, Pa.
Lawrence, Jamarques, 2023.....Plainfield, N.J.
Lawry, Anton, 1947-48-49-50.....Omaha, Neb.
Laws, Malcolm, 2016-17-18.....Orlando, Fla.
Lawson, Wm. Vinton, 1926.....Omaha, Neb.
Leacox, Robert, 1935-36.....Shenandoah, Iowa
Lebsack, Gayle, 1946-47.....Lincoln, Neb.
Ledsome, Jim, 2006.....Severna Park, Md.
Lee, Brendy, 1972-73-74.....Brush, Colo.
Leitner, Roger, 1967-68.....McCook, Neb.
Lenser, Kurt, 1932.....Hildreth, Neb.
LeRossignol, Curt, 1971-72.....Lincoln, Neb.
Letts, Madison, 1932.....St. Joseph, Mo.
Lewandowski, Adolph J., 1928-29-30.....Chicago, Ill.
Lively, Kelly, 1989-90-91.....Torrington, Wyo.
Livingston, Dale, 1946.....Hastings, Neb.
Livingston, Leslie, 1940-41-42.....
Loder, Dwight, 1934.....Waverly, Neb.
Logan, Chris, 1985-86.....Natchez, Miss.
Lue, Tyronn, 1996-97-98.....Mexico, Mo.
Lundholm, William, 1959.....Mt. Morris, Ill.
Lunney, Kenneth, 1932-33-34.....York, Neb.

MMM

MacFarlane, Dave, 1980.....Plattsmouth, Neb.
Mack, Cam, 2020.....Austin, Texas
Macley, Donald, 1929-30-31.....Auburn, Neb.
Malecek, Joseph, 1949-50.....Osage, Iowa
Mann, Kyle, 1998.....Omaha, Neb.
Manning, Pete, 1988-89.....Trenton, N.J.
Maric, Aleks, 2005-06-07-08.....Sydney, Australia
Markowski, Andy, 1996-97-98-99.....Ord, Neb.
Marks, Kyle, 2006-07.....Riviera Beach, Fla.
Marquiss, Warren, 1943.....Omaha, Neb.
Marsh, Ricky, 1973-74.....New York, N.Y.
Marshall, Harvey, 1985-86.....Jackson, Tenn.
Martin, Sam, 1968-69-70.....Pawnee City, Neb.
Martin, Val, 1976.....South Bend, Ind.
Martz, Mike, 1984-85-86-87.....Beatrice, Neb.
Mason, Paul, 1932-33-34.....Omaha, Neb.
Matson, Charles E., 1896.....Wisner, Neb.
Matzke, John, 1982-84-85-86.....Lincoln, Neb.
Matzke, Stan, 1952-53-54-55.....Lincoln, Neb.
Mauch, Arthur, 1931-32.....Bassett, Neb.
Maxey Sr., Al, 1959-60.....Indianapolis, Ind.
Mayen, Lat, 2021-22.....Adelaide, Australia
McCarty, Marques, 2002-03.....Sugarland, Texas
McCray, Joe, 2005.....Fort Lauderdale, Fla.
McCray, Toney, 2009-11-12.....Missouri City, Texas
McDonald, Paul, 1977.....Chisholm, Minn.
McGowens, Bryce, 2022.....Pendleton, S.C.
McGowens, Trey, 2021-22.....Pendleton, S.C.
McGraw, Chris, 2022.....Columbus, Ohio
McPipe, Carl, 1976-77-78-79.....Hammond, Ind.
McVeigh, Jack, 2016-17-18.....Cabarita Beach, Australia
McVicker, Mark, 1977-78-79-80.....Hastings, Neb.
Menke, Trevor, 2012-13-14-15.....Beatrice, Neb.
Mercier, Bob, 1951.....Lincoln, Neb.
Mielenz, Frank, 1926.....Stanton, Neb.

Miller, Cookie, 2008-09.....Charleston, W.V.
Mitchell, Alvin, 1997.....Omaha, Neb.
Moller, Cliff, 1969.....New York, N.Y.
Moody, Keith, 1990-91.....Herndon, Va.
Moore, Bob, 1978-79.....Pittsburgh, Pa.
Moore, Curtis, 1984-85.....Mount Vernon, N.Y.
Moore, Jack, 1979-80-81-82.....Muncie, Ind.
Moore, James, 1984.....Omaha, Neb.
Moore, Josiah, 2012.....Norcross, Ga.
Moore, M.S., 1899.....
Moore, Mikki, 1994-95-96-97.....Gaffney, S.C.
Morrell, (no first name), 1912.....
Morrison, C.C., 1899.....
Morrison, C.E., 1896.....
Morrow Jr., Ed, 2016-17.....Chicago, Ill.
Moser, W.A., 1905-07.....
Mosser, Cornelius, 1948.....Cambridge, Ohio
Muhleisen, Jake, 2002-03-04-05.....Lincoln, Neb.
Mulvaney, Charles, 1946.....Omaha, Neb.
Munger, Glen, 1922.....Columbus, Neb.
Munn, Glen B., 1929.....Lincoln, Neb.
Munn, Glenn, 1928.....Lincoln, Neb.
Munn, Monte, 1920-21.....Lincoln, Neb.
Munson, Bob, 1971.....Bradford, Vt.
Myers, C.B., 1914-15.....
Myrthil, Gerard, 1978-79.....New York, N.Y.

NNN

Naderer, Mike, 1978-79-80-81.....Scottsdale, Ariz.
Nagi, (no first name), 1912.....
Nannen, Lyle, 1956-57.....Syracuse, Neb.
Nannen, Neil, 1962-63-64.....Syracuse, Neb.
Neal Jr., Marcus, 2004-05.....Annapolis, Md.
Nelson, Ben, 2007-08-09-10.....Atwater, Minn.
Nelson, Douglas, 1944.....Wausa, Neb.
Nelson, H., 1916-17.....
Nelson, Lawrence, 1936.....Curtis, Neb.
Nelson, Leif, 1996.....Riverside, Calif.
Neubert, Keith, 1984-86-87.....Fort Atkinson, Wis.
Newman, Richard, 1919-20-21.....Columbus, Neb.
Newton, Bernard A., 1903.....Beaver City, Neb.
Nielsen, R., 1901.....
Niemann, Christopher, 2011-12.....Kühlungsborn, Germany
Nissen, Al, 1970-71-72.....Miller, S.D.
Novak, Terry, 1975-77-78.....Lincoln, Neb.
Novak, Tom, 1972-73-74.....Lincoln, Neb.

OOO

Okeke, Duby, 2018.....Jonesboro, Ga.
Olson, Carl, 1928-29.....Lincoln, Neb.
Othmer, Kenneth, 1927-28.....Omaha, Neb.
Ouedraogo, Ivan, 2020-21.....Bordeaux, France
Owen, L.R., 1911.....
Owens, Dapreis, 1989-90-91-92.....Mansfield, Ohio

PPP

Page, Theodore, 1927.....Crete, Neb.
Palmer Jr., James, 2018-19.....Upper Marlboro, Md.
Parker, Benny, 2013-14-15-16.....Kansas City, Kan.
Parsons, Robert, 1936-37-38.....Lincoln, Neb.
Parsons, Rollin, 1933-34-35.....Lincoln, Neb.
Parsons, Ronald, 1957.....Cleveland, Ohio
Patty, Jesse, 1919-20.....Omaha, Neb.
Pearson, Brice, 1965.....San Mateo, Calif.
Peltz, Mike, 2013-14.....Alliance, Neb.
Perry, Harry O., 1908-09-10.....Lincoln, Neb.
Perry, Marcus, 2006-07.....Anniston, Ala.
Peterson, Arthur, 1945.....Millard, Neb.
Peterson, Mike, 1970-71-72.....Omaha, Neb.
Petrashek, G.L., 1909-10.....Humboldt, Neb.
Petsch, Daryl, 1962-63-64.....Marysville, Kan.
Petteway, Terran, 2014-15.....Galveston, Texas
Piffer, Ryan, 1997-98.....North Platte, Neb.
Phillips, Albert, 1918.....Beatrice, Neb.
Phipps, Hansel, 1931.....Whitman, Neb.
Piatkowski, Eric, 1991-92-93-94.....Rapid City, S.D.
Piatkowski, Jace, 2020-21.....Omaha, Neb.
Piatkowski, Troy, 1997-98-99.....Rapid City, S.D.
Pickett, John, 1919-20.....Scottsbluff, Neb.
Pierce, Robert, 1949-50-51.....Lincoln, Neb.
Pillsbury, Melville P., 1899-1902.....Lincoln, Neb.
Ping, Shang, 2008.....Haerbin, China
Pitcaithley, Harry, 1939-40.....Lincoln, Neb.
Pitchford, Walter, 2014-15.....Grand Rapids, Mich.
Placek, Emil E., 1896.....Wahoo, Neb.
Ploetz, John, 1978.....Shorewood, Wis.
Ponce, David, 1983-84.....San Jose, Calif.
Porter, Bret, 2020-21.....Omaha, Neb.
Poynter, Floyd, 1920.....
Puelz, Dennie, 1962-63.....Lincoln, Neb.

RRR

Ramos, Jose, 1991.....Miami, Fla.
Randall, Albert, 1939-40-41.....Omaha, Neb.
Raymond, Isaac P., 1902.....

N 2023-24 NEBRASKA BASKETBALL ALL-TIME LETTERWINNERS



Clifford Scales helped the Huskers set a school record with 26 wins during the 1990-91 season. Scales averaged 10.2 points per game, as he was one of five Huskers who averaged double figures.



Tai Webster totaled over 1,000 career points during his Husker career and has played in two FIBA World Cups for his native New Zealand.

Reckeweg, Kent, 1973-74-75 Lincoln, Neb.
Reid, Beau, 1988-89-90-91 Lancaster, Ohio
Reimers, Gary, 1956-57-58 Millard, Neb.
Reiners, Al, 1966 Hastings, Neb.
Rekeweg, Jeff, 1987-88 Kendallville, Ind.
Renfro, Claude, 1981-82-83 Winslow, Ariz.
Renzelman, Gary, 1953-54-55 Scottsbluff, Neb.
Retherford, Claude, 1947-48-49 French Lick, Ind.
Reynolds, Harry Burch, 1919 Lincoln, Neb.
Reynolds, James, 2004 Los Angeles, Calif.
Richardson Jr., Charles, 2004-05-06-07 Maywood, Ill.
Richardson, Brandon, 2009-10-11-12 Los Angeles, Calif.
Richardson, Ray, 1989-90 South Bend, Ind.
Riddell, Ted, 1917 Beatrice, Neb.
Riddlesbarger, William P., 1922-23 Iowa City, Iowa
Riehl, Tony, 1971-72-73 Louisville, Ky.
Ritchie, Max, 2013 Nebraska City, Neb.
Rivers, David, 2012-13-14-15 Little Rock, Ark.
Robinson II, John, 2001-02 Channelview, Texas
Robinson, Magnus, 1946 Norfolk, Neb.
Roby, Isaiah, 2017-18-19 Dixon, Ill.
Rooney, Patrick, 1944 Brownville, Neb.
Roots, Al, 1960-61 Kansas City, Kan.
Roy, William, 1955 Berwyn, Ill.
Russell, Robert C., 1920-22 Washington, D.C.
Russell, Thomas R., 1961-62 Independence, Kan.
Rutherford, Richard B., 1914-15-16 Beatrice, Neb.

S S S

Sallee, Chris, 1995-96 Scottsdale, Ariz.
Salomon, Cole, 2008-09 Omaha, Neb.
Sandbulte, Gerald, 1952-53 Sioux Center, Iowa
Sandstedt, James, 1946 Omaha, Neb.
Sauer, George, 1932-33 Lincoln, Neb.
Scales, Clifford, 1988-89-90-91 Maywood, Ill.
Scantlebury, Tom, 1968-69-70 Oakland, Calif.
Scarlett, Trent, 1982-83 Las Vegas, Nev.
Schleiger, Richard, 1947-48-49 Omaha, Neb.
Schliep, Bronson, 2003-04-05-06 Fairfield, Neb.
Schmidt, A., 1908-09
Schmidt, August C., 1909-10 Lincoln, Neb.
Schneider, Leo, 1946 Rock Island, Ill.
Schwindt, Andy, 1997 Palos Verdes, Calif.
Sealer, Joel, 1985-86-87 Omaha, Neb.
Seger, Fred, 1952-53-54 Omaha, Neb.
Shaver, Dan, 1966-67 La Crecenta, Calif.
Schellenberg, Elmer, 1918-19-20 Beatrice, Neb.
Shields, Paul, 1915-16 Omaha, Neb.
Shields, Paul, 1947-48 Monrovia, Ind.
Shields, Shavon, 2013-14-15-16 Olathe, Kan.
Shipwright, Richard, 1959 Pender, Neb.
Shoecraft, Jerry, 1979-80-81-82 Muncie, Ind.
Shults, Jason, 2017 Dannebrog, Neb.
Siegel, Bob, 1974-75-76-77 Fairbury, Neb.
Simmons, Grant, 1964-65-66 Omaha, Neb.
Simmons, Ron, 1966-67-68 Sumner, Neb.

Simms, Corey, 2002-03-04-05 St. Louis, Mo.
Sladovnic, Charles, 1962 Omaha, Neb.
Smaha, Clark, 1925-26-27 Ravenna, Neb.
Smidt, Don, 1956-57-58 Helena, Mont.
Smith, Andre, 1978-79-80-81 Chicago, Ill.
Smith, Austin H., 1920-21-22
Smith, Charles L., 1954-55-56 Anderson, Ind.
Smith, H.B., 1899
Smith, Leslee, 2014-15 Long Look, British Virgin Islands
Smith, Mike, 2007 Bronx, N.Y.
Smith, Richard, 1988 Chicago, Ill.
Smith, Ronnie, 1984-85 Galveston, Texas
Smith, Tarin, 2015 Ocean Township, N.J.
Smith, Terry, 1982-83 Moberly, Mo.
Smith, Todd, 1999 Milledgeville, Ga.
Snyder, James, 1951 Winchester, Ind.
Sorensen, Harry, 1934-35-37 Hardy, Neb.
Spear, John, 1922 Genoa, Neb.
Spear, Wallace, 1918-19 Genoa, Neb.
Spears, Jerry, 1964-65 Columbus, Ohio
Spencer, Bo, 2012 Baton Rouge, La.
Sprague, Leon, 1926 York, Neb.
Srb, Richard, 1947-48-49 Lincoln, Neb.
Standhardinger, Christian, 2010 Munich, Germany
Stange, Drew, 1981-82 Lincoln, Neb.
Stebbins, (no first name), 1900
Stegall, Shuan, 2004 Stone Mountain, Ga.
Steinbrook, Lee, 1995 Columbus, Neb.
Stevenson, Shamiel, 2021 Toronto, Ontario
Stewart, Marvin, 1969-70-71 Chicago, Ill.
Stipsky, Ed, 1931 Hooper, Neb.
Stone, Charles, 1967 Oakland, Calif.
Story, C.M., 1899
Strahan, James, 1945 Wayne, Neb.
Strickland, Erick, 1993-94-95-96 Bellevue, Neb.
Stromer, Byron W., 1918 Hanover, Neb.
Strowbridge, Jay-R, 2007-08 Ardmore, Ala.
Stryker, Franklin H., 1912-13 Omaha, Neb.
Surlis, Chester, 1995-96 Saginaw, Mich.
Svehla, Matt, 1988-89 Clarkson, Neb.
Swank, George, 1959 Mansfield, Ohio
Swett, Rex, 1960-61-62 Huron, S.D.

T T T

Talley, Dylan, 2012-13 Camden, N.J.
Tallman, Frank, 1938-39-40 Creston, Iowa
Tangeman, Robert, 1944 Gretna, Neb.
Taylor, Evan, 2017-18 Cincinnati, Ohio
Taylor, Ron, 1974-75 Midland, Texas
Theisen, Ralph, 1916 West Point, Neb.
Therien, Robert, 1939-40 Lincoln, Neb.
Thom, Jim, 1956 Lincoln, Neb.
Thomas, (no first name), 1901
Thomas, Dwight P., 1918 Lincoln, Neb.
Thomas, Grant, 1938-39 Kearney, Neb.
Thomas, Ryan, 2000-01 St. Joseph, Mich.

Thomas, Wilson, 2001-02 Omaha, Neb.
Thompson, John, 1941-42-43 Lincoln, Neb.
Thorbjarnarson, Thorir, 2018-19-20-21
..... Raykjavik, Iceland
Thornton, Marcus, 2001 Rochester, N.Y.
Tipton, Milo, 1923-24-25 Tabor, Iowa
Tipton, Paul W., 1922 Tabor, Iowa
Tominaga, Keisei, 2022-23
..... Moriyama Nagoya Aichi, Japan
Torrens, Lee, 1969-70 Bellevue, Neb.
Trueblood, Johnny, 2016-18-19 Omaha, Neb.
Truscott, Louis, 1999-2000 Houston, Texas
Tshimanga, Jordy, 2017-18 Montreal, Quebec
Turek, John, 2002-03-04-05 Council Bluffs, Iowa
Turner, Herschell, 1958-59-60 Indianapolis, Ind.
Tyranice, Jordan, 2012-13 Lincoln, Neb.

U U U

Ubel, Brandon, 2010-11-12-13 Overland Park, Kan.
Underwood, Clinton, 1912-13 Omaha, Neb.
Usher, Willard O., 1923-24-25 Omaha, Neb.

V V V

Vacanti, Charles, 1940 Omaha, Neb.
Van Poelgeest, Richard, 1987-88-89-90
..... Ryswijk, Netherlands
Vance, Deak, 1986 Muncie, Ind.
Vedral, Noah, 2020 Wahoo, Neb.
Velander, Paul, 2007-08-09 Blacksburg, Va.
Verge Jr., Alonzo, 2022 Chicago, Ill.
Vick, Derrick, 1987-88 Chicago, Ill.
Vincent, William, 1962-63 Omaha, Neb.
Volz, Mathias G., 1923-24-25 Omaha, Neb.
Von Seggern, Dale, 1968-69-70 Orchard, Neb.
Vucetic, Sergej, 2013-14 Vrbas, Serbia

W W W

Wagner, Robert, 1967-68 Erie, Pa.
Wahlquist, George, 1933-35-36 Hastings, Neb.
Wald, Tom, 1995-96 Brooklyn Park, Minn.
Walni, Elmer, 1961 Lincoln, Neb.
Walker, B.J., 2006 Cincinnati, Ohio
Walker, Caleb, 2011-12 Hutchinson, Kan.
Walker, Danny, 2000 Los Angeles, Calif.
Walker, Derrick, 2021-22-23 Kansas City, Mo.
Walker, G.E., 1899
Walker, Marcus, 2006 Kansas City, Mo.
Wall, Jan, 1960-61 Lincoln, Neb.
Walsh, Larry, 1950 Ponca, Neb.
Walsh, Walter W., 1907-08-09 Lincoln, Neb.
Walton, Kenny, 1981-82-83 Indianapolis, Ind.
Wampler, Lloyd, 1936 Dorchester, Neb.
Ward, Harrison, 1951 Plainfield, Ind.
Warfield, G.A., 1896
Warren, (no first name), 1901
Warren, Glen, 1921-22-23 Lincoln, Neb.

Waterman, R.L., 1900
Watson Jr., Glynn, 2016-17-18-19 Bellwood, Ill.
Watters, F.E., 1911
Watts, Randy, 1971-72 Richmond, Ky.
Webb, Coley, 1964-65-66 Elkhart, Ind.
Weber, Don, 1952-53-54 Estherville, Iowa
Webster, Kobe, 2021-22 Indianapolis, Ind.
Webster, Tai, 2014-15-16-17 Auckland, New Zealand
Wells, William, 1954-57 West Baden, Ind.
Werner, Alton, 1937-38-39 Kansas City, Mo.
Wertz, L.E., 1917
West, Tim, 1980 Urbana, Mo.
Whiteaker, Henry, 1934-35-36 St. Joseph, Mo.
White III, Andrew, 2016 Richmond, Va.
White, Anthony, 1984-85 Wichita, Kan.
White, Jamel, 2006 Brooklyn, N.Y.
Whitehead, Milton, 1948-49-50 Scottsbluff, Neb.
Wicklund, Andrew, 2008 Colorado Springs, Colo.
Widman, Harvey, 1934-35-36 Mead, Neb.
Wilbrand, Tony, 2003-04-05-06 Alliance, Neb.
Wilcher, C.J., 2022-23 Plainfield, N.J.
Wilkinson, Wes, 2003-04-05-06 Grand Island, Neb.
Williams, Eric, 1980-81-83-84 South Bend, Ind.
Williams, Rodney, 1998 Houston, Texas
Willis, Stephen, 1975-76 Indianapolis, Ind.
Wines, Norman, 1950-51 North Platte, Neb.
Wilson, Dow, 1938 Dow City, Iowa
Wischmeier, B. Scott, 1932 Turkey Creek, Neb.
Witte, Willard, 1928-29-30 Lincoln, Neb.
Wood, Elijah, 2021 Potomac, Md.
Wood, Wilbur S., 1908-09-10 Lincoln, Neb.
Woolridge, Andre, 1993 Omaha, Neb.
Wortmann, Craig, 1999-2000 Hartington, Neb.
Wright, Earl, 1963-64 Lincoln, Neb.
Wyant, Harlan, 1924 Newman Grove, Neb.

Y Y Y

Yaffee, Irvin, 1939-40 Omaha, Neb.
Yates, James, 1961-64 Randolph, Iowa
Young, Max, 1941-42-43 Lincoln, Neb.



Wes Wilkinson led the Huskers with 11.9 points and averaged 6.2 rebounds and 1.9 blocks per game as a senior in 2005-06 to help the Huskers reach the NIT.

ALL-AMERICANS (8)

- 1913 Sam Carrier, Guard
- 1931 Don Maclay, Center
- 1933 Steve Hokuf, Guard
- 1936 George Wahlquist, Guard
- 1937 Robert Parsons, Guard
- 1952 James Buchanan, Guard
- 1959 Herschell Turner, Guard
- 1978 Carl McPipe, Center

FIRST-TEAM ALL-CONFERENCE (43)

Missouri Valley (10)

- 1909 W.W. Walsh, Forward
- 1910 H.O. Perry, Forward
- 1911 J.P. Gibson, Forward
- O.A. Frank, Guard
- 1913 Ross Haskell, Forward
- Sam Carrier, Guard
- 1919 Carl Jackson, Forward
- 1925 Orr Goodson, Center
- Mathias "Mutt" Volz, Guard
- 1927 Clark Smaha, Forward

Big Six (8)

- 1930 Don Maclay, Center
- 1931 Steve Hokuf, Guard
- 1933 Steve Hokuf, Guard
- 1936 George Wahlquist, Forward
- 1937 Robert Parsons, Guard
- 1938 Robert Parsons, Guard
- 1941 Sid Held, Guard
- Don Fitz, Guard

Big Seven (4)

- 1949 Claude Retherford, Guard
- Milton "Bus" Whitehead, Forward
- 1950 Milton "Bus" Whitehead, Forward
- 1952 James Buchanan, Guard

Big Eight (18)

- 1960 Herschell Turner, Guard
- 1966 Grant Simmons, Guard
- 1967 Stuart Lantz, Guard

- 1968 Stuart Lantz, Guard
- 1971 Marvin Stewart, Guard
- 1972 Chuck Jura, Center
- 1974 Jerry Fort, Guard
- 1975 Jerry Fort, Guard
- 1976 Jerry Fort, Guard
- 1978 Brian Banks, Guard
- 1980 Andre Smith, Center
- 1981 Andre Smith, Center
- 1982 Jack Moore, Guard
- 1984 Dave Hoppen, Center
- 1985 Dave Hoppen, Center
- 1986 Dave Hoppen, Center
- 1993 Eric Piatkowski, Guard
- 1994 Eric Piatkowski, Guard

Big 12 (3)

- 1998 Tyronn Lue, Guard
- 1999 Venson Hamilton, Center
- 2008 Aleks Maric, Center

Big Ten (2)

- 2014 Terran Petteway, Guard
- 2018 James Palmer Jr., Guard

JIM PHELAN NATIONAL COACH OF THE YEAR (1)

- 2014 Tim Miles

CONFERENCE COACH OF THE YEAR (7)

Big Eight (6)

- 1966 Joe Cipriano (AP)
- 1978 Joe Cipriano (UPI)
- 1980 Moe Iba (AP/UPI)
- Joe Cipriano (UPI)
- 1981 Moe Iba (UPI)
- 1991 Danny Nee (AP/UPI)

Big Ten (1)

- 2014 Tim Miles (Coaches)

CONFERENCE PLAYER OF THE YEAR (2)

Big Eight (1)

- 1981 Andre Smith (AP/UPI)

Big 12 (1)

- 1999 Venson Hamilton (AP/Coaches)

BIG EIGHT FRESHMAN OF THE YEAR (1)

- 1993 Erick Strickland (AP/Coaches)

OLYMPIANS (3)

- 2012 Aleks Maric, Center (Australia)
- 2012 Ade Dagunduro, Guard (Nigeria)
- 2021 Keisei Tominaga, 3x3 (Japan)

WORLD UNIVERSITY GAMES (3)

- 1985 Dave Hoppen, Center (U.S., Silver)
- 1993 Eric Piatkowski, Guard (U.S., Gold)
- 2017 Jack McVeigh, Forward (Australia)

FIBA WORLD CUP (6)

- 1954 Bill Johnson, Forward (U.S., Gold)
- 2014 Tai Webster, Guard (New Zealand)
- 2014 Jorge Brian Diaz, Center (Puerto Rico)
- 2019 Tai Webster, Guard (New Zealand)
- 2019 Jorge Brian Diaz, Center (Puerto Rico)
- 2023 Keisei Tominaga, Guard (Japan)

22 & UNDER WORLD CHAMPIONSHIPS (1)

- 1997 Tyronn Lue, Guard (U.S., Fifth)

21 & UNDER WORLD CHAMPIONSHIPS (1)

- 2005 Aleks Maric, Center (Australia, Fourth)

U.S. OLYMPIC FESTIVAL (3)


- 1983 Dave Hoppen, Center (Bronze)
 - Moe Iba, Coach, North (Bronze)
 - 1991 Eric Piatkowski, Guard (Gold)
- Note: Piatkowski was named to the 1991 U.S. Olympic Festival All-Tournament Team.

NABC ALL-STAR GAME (7)

- 1972 Chuck Jura, Center
- 1991 Rich King, Center
- 1994 Eric Piatkowski, Guard
- 2008 Aleks Maric, Center
- 2015 Tim Miles, Coach
- 2019 James Palmer Jr., Guard
- 2023 Derrick Walker, Forward



After earning all-league honors as a junior, Tyronn Lue was a first-round NBA selection in 1998. During his collegiate career, he helped Nebraska to three postseason appearances and finished eighth in school history in scoring.



Bill Johnson won a gold medal for the United States at the 1954 FIBA World Championships (now called the FIBA World Cup) in Rio de Janeiro, Brazil. Johnson averaged 9.5 rebounds per game during his three-year career at Nebraska.



Danny Nee is the winningest coach in Nebraska history with 254 career victories over 14 seasons. A 2009 Nebraska Basketball Hall of Fame inductee, Nee was the Big Eight Coach of the Year in 1991 after leading NU to a school-record 26 victories.

**COLLEGE SPORTS
 COMMUNICATORS ACADEMIC
 ALL-AMERICANS (9)**

- 1972 Chuck Jura, 3rd team
- 1978 Curt Hedberg, 5th team
- 1981 Jack Moore, 2nd team
- 1984 John Matzke, 2nd team
- 1989 Beau Reid, 3rd team
- 1991 Beau Reid, 3rd team
- 2015 Shavon Shields, 1st team
- 2016 Shavon Shields, 1st team
- 2021 Kobe Webster, 3rd team

**POSTGRADUATE SCHOLARS
 NCAA (5)**

- 1972 Al Nissen
- 1986 John Matzke
- 1987 Bill Jackman
- 1991 Beau Reid
- 2006 Bronsen Schliep

Big Eight (1)

- 1976 Kent Reckaway

Big 12 (1)

- 2006 Bronsen Schliep

BIG TEN MEDAL OF HONOR (1)

- 2016 Shavon Shields

**NEBRASKA MALE STUDENT-
 ATHLETE OF THE YEAR (1)**

- 2016 Shavon Shields

**ACADEMIC ALL-CONFERENCE (82)
 Big Eight (25)**

- 1966 Grant Simmons, Guard
- 1972 Chuck Jura, Center
- 1974 Tom Novak, Guard
- 1975 Larry Cox, Forward/Center
- 1976 Larry Cox, Forward/Center
- 1978 Curt Hedberg, Forward
- 1979 Curt Hedberg, Forward
- 1980 Jack Moore, Guard
- 1981 Jack Moore, Guard
- 1982 Jack Moore, Guard
- 1984 John Matzke, Forward
- 1985 John Matzke, Forward
- Dave Hoppen, Center
- 1986 John Matzke, Forward
- Brian Carr, Guard
- 1987 Brian Carr, Guard
- Bill Jackman, Forward
- 1988 Henry T. Buchanan, Guard
- 1989 Beau Reid, Forward
- 1990 Rich King, Center
- 1991 Beau Reid, Forward
- 1992 Bruce Chubick, Forward
- 1993 Bruce Chubick, Forward
- 1994 Bruce Chubick, Forward
- 1995 Jason Glock, Guard

Big 12 (28)

- 1996 Leif Nelson, Center
- Erick Strickland, Guard
- 1997 Andy Markowski, Forward
- 1998 Andy Markowski, Forward
- 1999 Andy Markowski, Forward
- 2002 Cary Cochran, Guard
- Brian Conklin, Forward
- 2003 John Turek, Forward



Shavon Shields was a two-time CoSIDA Academic All-American and was Nebraska's Big Ten Medal of Honor winner in 2016.

- | | | |
|------------------------------|---------------------------------|-----------------------------------|
| 2004 Adam Bohac, Guard | Trevor Menke, Guard | 2020 Thorir Thorbjarnarson, Guard |
| Brian Conklin, Forward | Christopher Niemann, Center | 2021 Jace Piatkowski, Guard |
| Jason Dourisseau, Guard | Brandon Ubel, Forward | Bret Porter, Forward |
| Jake Muhleisen, Guard | 2013 Kye Kurkowski, Forward | Thorir Thorbjarnarson, Guard |
| John Turek, Forward | Brandon Ubel, Forward | Derrick Walker, Forward |
| Tony Wilbrand, Center | Trevor Menke, Guard | 2022 Chris McGraw, Guard |
| 2005 Jason Dourisseau, Guard | 2014 Kye Kurkowski, Forward | Jace Piatkowski, Guard |
| Jake Muhleisen, Guard | Trevor Menke, Guard | Derrick Walker, Forward |
| Bronsen Schliep, Forward | Shavon Shields, Forward | Kobe Webster, Guard |
| John Turek, Forward | 2015 Nick Fuller, Guard/Forward | 2023 Wilhelm Breidenbach, Forward |
| Tony Wilbrand, Center | Kye Kurkowski, Forward | Denim Dawson, Guard |
| 2006 Jason Dourisseau, Guard | Trevor Menke, Guard | Sam Hoiberg, Guard |
| Bronsen Schliep, Forward | Shavon Shields, Forward | Oleg Kojenets, Forward |
| Tony Wilbrand, Center | Leslee Smith, Forward | Keisei Tominaga, Guard |
| 2007 Paul Velander, Guard | 2016 Shavon Shields, Forward | C.J. Wilcher, Guard |
| 2008 Paul Velander, Guard | 2017 Tanner Borchardt, Forward | |
| 2009 Paul Velander, Guard | Nick Fuller, Forward | |
| Nick Krenk, Guard | Michael Jacobson, Forward | |
| 2011 Brandon Ubel, Forward | 2018 Tanner Borchardt, Forward | |
| Ray Gallegos, Guard | Johnny Trueblood, Guard | |
| | 2019 Tanner Borchardt, Forward | |
| | Justin Costello, Guard | |
| | Thorir Thorbjarnarson, Guard | |
| | Johnny Trueblood, Guard | |

NOTE: No team selected from 1967 to 1971.



1. DAVE HOPPEN – 2,167 POINTS

6-11, 235, C, 1983-86, Omaha, Neb. (Benson)

Three-time All-Big Eight center Dave Hoppen finished his career as Nebraska's all-time leading scorer with 2,167 points. Hoppen, whose four-year collegiate career was cut short by a knee injury in a game at Colorado, Feb. 1, 1986, broke or tied 19 Nebraska records and five Big Eight marks during his standout career. A native of Omaha, Neb., Hoppen was the first player in Husker basketball history to have his jersey number (42) retired. Originally drafted by the NBA's Atlanta Hawks in the third round of the 1986 draft, he played with both Charlotte and Philadelphia, and a stint in the CBA. Hoppen was inducted into the Nebraska Basketball Hall of Fame in 1996 and Nebraska Athletics Hall of Fame in 2017.



Season	G-GS	FG-FGA	Pct.	FT-FTA	Pct.	Reb.-Avg.	TP-Avg.
1982-83	32-32	163-311	.524	119-159	.784	161-5.0	445-13.9
1983-84	30-30	220-367	.599	158-208	.760	207-6.9	598-19.9
1984-85	30-30	270-418	.646	164-210	.781	258-8.6	704-23.5
1985-86	19-19	151-245	.616	118-147	.803	147-7.7	420-22.1
Totals	111-111	1,804-1,341	.600	559-724	.772	773-7.0	2,167-19.5

2. ERIC PIATKOWSKI – 1,934 POINTS

6-7, 215, F, 1991-94, Rapid City, S.D. (Stevens)

One of only two players in school history to play on four consecutive NCAA Tournament teams, Eric Piatkowski finished his career as the second-leading scorer in school history with 1,934 points. The Most Valuable Player in the 1994 Phillips 66 Big Eight Tournament, Piatkowski had a school and tournament-record 42-point outburst in Nebraska's first-round victory over Oklahoma. A two-time, first-team All-Big Eight pick, Piatkowski averaged 21.5 points in his final season as a Husker, and became the first player in school history to score 1,900 points (1,934), grab 600 rebounds (669) and dish out 300 assists (322). A first-round draft pick of the NBA's Indiana Pacers, Piatkowski's draft rights were then traded to the Los Angeles Clippers, who he played with for eight seasons. He also played with the Houston Rockets, Chicago Bulls and Phoenix Suns. Piatkowski's No. 52 jersey was retired by the Huskers in 2006, the same year he was inducted into the Nebraska Basketball Hall of Fame.




Season	G-GS	FG-FGA	Pct.	3Pt FG	Pct.	FT-FTA	Pct.	Reb.-Avg.	Pts.-Avg.
1990-91	34-1	128-275	.465	44-127	.346	72-86	.837	125-3.7	372-10.9
1991-92	29-28	144-338	.426	47-136	.346	79-109	.725	184-6.3	414-14.3
1992-93	30-30	178-367	.485	48-129	.372	98-129	.760	171-5.7	502-16.7
1993-94	30-30	226-456	.496	63-172	.366	131-165	.794	189-6.3	646-21.5
Totals	123-89	676-1,436	.471	202-564	.358	380-489	.777	669-5.4	1,934-15.7

3. JERRY FORT – 1,882 POINTS

6-3, 170, G, 1973-76, Chicago, Ill. (Franciscan)

The first Husker basketball player to earn All-Big Eight honors for three straight seasons, Jerry Fort finished his career with 1,882 points – a record that stood for nine seasons, until Dave Hoppen broke it on Dec. 15, 1985. Fort was a third-round draft pick of the Boston Celtics following his senior season. He scored a then-school-record 40 points against Missouri as a junior. Fort was inducted into the Nebraska Basketball Hall of Fame in 1991.



Season	G-GS	FG-FGA	Pct.	FT-FTA	Pct.	Reb.-Avg.	TP-Avg.
1972-73	26-18	151-349	.433	74-104	.712	106-4.0	376-14.5
1973-74	26-26	207-484	.428	54-88	.614	110-4.2	468-18.0
1974-75	26-26	218-508	.429	89-138	.645	91-3.5	525-20.2
1975-76	27-27	201-452	.445	111-156	.712	87-3.2	513-19.0
Totals	105-97	777-1,793	.433	328-486	.675	394-3.8	1,882-17.9

4. ANDRE SMITH – 1,717 POINTS

6-7, 215, C/F, 1978-81, Chicago, Ill. (Kennedy)

Andre Smith closed his brilliant four-year career in 1980-81 when he led the Big Eight Conference in scoring with a 19.5 average in league-only games. Smith was named the conference's player of the year for his efforts – the only Husker to earn that honor in the Big Eight era. Smith was also a two-time all-conference selection. He scored 1,717 points and grabbed 753 rebounds during his Husker career and was chosen in the seventh round of the 1981 NBA Draft by the Cleveland Cavaliers. He was inducted into the Nebraska Basketball Hall of Fame in 1994. He passed away in March of 2023.



Season	G-GS	FG-FGA	Pct.	FT-FTA	Pct.	Reb.-Avg.	TP-Avg.
1977-78	30-2	105-190	.533	68-111	.613	144-4.8	278-9.3
1978-79	27-27	146-256	.570	72-110	.655	186-6.9	364-13.5
1979-80	31-31	237-388	.610	126-189	.670	251-8.1	600-19.4
1980-81	26-26	185-314	.589	105-152	.691	172-6.6	475-18.3
Totals	114-86	673-1,148	.586	371-562	.660	753-6.6	1,717-15.1

T5. ALEKS MARIC – 1,630 POINTS

6-11, 275, C, 2005-08, Sydney, Australia

(Life Center (N.J.)/Australian Institute for Sport)

Aleks Maric was one of the most dominant big men in the first 12 years of the Big 12 era. The Aussie was a first-team All-Big 12 selection by the Associated Press as a senior and a two-time second-team pick by the coaches. During his senior year, he became only the third player in league history to record at least 1,500 points and 1,000 rebounds in a career. Maric tied the school single-season record with 335 boards as a senior in 2007-08. Maric led NU and ranked in the top seven in the league in scoring, rebounding, field-goal percentage and blocked shots as a senior. He finished his career tying or breaking 19 Nebraska and Big 12 Conference records. After declaring for the NBA Draft following his sophomore season, Maric withdrew and returned to Nebraska where he became just the ninth player in program history to reach 1,000 points before the start of his senior campaign. He played overseas following his Husker career for nearly a decade and was an All-Euroleague first-team selection in 2010. In 2011, he helped Panathinaikos win a Euroleague title and represented Australia in the 2012 Olympics. Maric moved into a coaching capacity with the Sydney Kings in 2019.



Season	G-GS	FG-FGA	Pct.	3Pt FG	Pct.	FT-FTA	Pct.	Reb.-Avg.	Pts.-Avg.
2004-05	27-10	79-165	.479	0-2	.000	58-81	.716	169-6.3	216-8.0
2005-06	31-26	116-246	.472	0-0	.000	107-175	.611	251-8.1	339-10.9
2006-07	30-30	203-359	.565	3-10	.300	147-216	.681	260-8.7	556-18.5
2007-08	33-33	191-332	.575	1-6	.167	136-207	.657	335-10.2	519-15.7
Totals	121-99	589-1,102	.534	4-18	.222	448-679	.660	1,015-8.4	1,630-13.5

T5. SHAVON SHIELDS – 1,630 POINTS

6-7, 225, G/F, 2013-16, Olathe, Kan. (Northwest)

One of the most accomplished student-athletes in program history, Shavon Shields left his mark in the Husker program. One of five players in school history with 1,500 points and 600 rebounds, Shields finished his career in the top 10 in six categories, including points, field goals and free throws made. As a senior, he earned second-team All-Big Ten honors, averaging 16.8 points, 5.1 rebounds and 2.7 assists per game. A two-time All-Big Ten performer, Shields is third in school history with 112 starts. In the classroom, Shields was a two-time first-team Academic All-American (2015-16) and was chosen as Nebraska's Male Student-Athlete of the Year in 2016. He will play in Milan in 2023-24 after earning second-team All-Euroleague honors in 2022. He also helped Baskonia to the 2020 ACB Spanish League title.



Season	G-GS	FG-FGA	Pct.	3FG-Att.	Pct.	FT-FTA	Pct.	Reb.-Avg.	Pts.-Avg.
2012-13	28-19	89-189	.471	14-39	.359	48-71	.676	144-5.1	240-8.6
2013-14	32-32	131-296	.443	18-57	.316	129-179	.721	184-5.8	409-12.8
2014-15	31-31	161-366	.440	17-87	.195	139-168	.827	186-6.0	478-15.4
2015-16	30-30	181-385	.470	28-77	.364	113-147	.769	153-5.5	503-16.8
TOTAL	121-112	562-1,236	.455	77-260	.296	429-565	.759	667-5.5	1,630-13.5

7. JARON BOONE – 1,609 POINTS

6-6, 195, G, 1993-96, Salt Lake City, Utah (Skyline)


Jaron Boone played in 127 games and started 102 to rank third and fourth, respectively, in school history. Boone became the 17th player in school history to reach 1,000 points, but just the fifth to do so before completing his junior season. Boone earned second-team All-Big Eight honors as a junior and helped Nebraska to the NIT championship his senior year. Boone's 559 points in his junior season is the seventh-highest single-season output in school history. Boone scored at least 20 points 18 times in his career and ranks among the school leaders in 3-point shots made (fifth, 181) and attempted (sixth, 501), assists (third, 446) and minutes (fourth, 3,624).



Season	G-GS	FG-FGA	Pct.	3Pt FG	Pct.	FT-FTA	Pct.	Reb.-Avg.	Pts.-Avg.
1992-93	31-8	76-185	.411	17-57	.298	46-56	.821	72-2.3	215-6.9
1993-94	30-28	138-290	.476	35-95	.368	55-78	.705	78-2.6	366-12.2
1994-95	32-32	199-455	.437	70-182	.385	91-134	.679	106-3.3	559-17.5
1995-96	34-34	162-397	.408	59-167	.353	86-123	.699	92-2.7	469-13.8
Totals	127-102	575-1,327	.433	184-501	.367	274-387	.708	348-2.7	1,609-12.7

8. ERICK STRICKLAND – 1,586 POINTS 6-3, 210, G, 1993-96, Bellevue, Neb. (West)

One of three 1,000-point scorers on the 1993-96 team, Erick Strickland finished his career with 1,586 points. Strickland was a second-team all-conference selection as a senior when he led the team in scoring (14.7) and was named the MVP of the NIT. Strickland played in 127 career games, tied for fourth in school history, and started 84. A three-time member of the Big Eight All-Defensive Team, he is second in steals at NU with 257. Strickland ranks sixth in 3-point field goals made (179), fifth in 3-point field goal attempts (512) and fifth in assists (414). He spent nine years in the NBA, including four with the Dallas Mavericks and two with the Milwaukee Bucks. He was inducted into the Nebraska Basketball Hall of Fame in 2009.



Season	G-GS	FG-FGA	Pct.	3FG-Att.	Pct.	FT-FTA	Pct.	Reb.-Avg.	Pts.-Avg.
1992-93	31-6	84-185	.454	32-88	.364	43-59	.729	63-2.0	243-7.8
1993-94	30-13	102-241	.423	41-117	.350	77-95	.811	103-3.4	322-10.7
1994-95	31-31	175-394	.444	54-160	.338	101-139	.727	167-5.4	505-16.3
1995-96	35-34	174-399	.436	52-148	.351	116-141	.823	170-4.9	516-14.7
Totals	127-84	535-1,219	.439	179-512	.350	337-434	.776	503-4.0	1,586-12.5

9. TYRONN LUE – 1,577 POINTS 6-0, 175, G, 1996-98, Mexico, Mo. (Raytown)


Tyronn Lue became one of the few Huskers to eclipse the 1,000-point mark by early in his junior season. He finished his career with 1,577 points before turning pro a year early. Lue was a first-round NBA draft pick of the Denver Nuggets before being traded on draft night to the Los Angeles Lakers where he won a pair of NBA titles. He also played for the Washington Wizards, Orlando Magic, Houston Rockets, Atlanta Hawks, Dallas Mavericks and Milwaukee Bucks. Lue ranks in the top 10 in 13 Husker career categories, including assists (fourth, 432), 3-pointers (10th, 145) and steals (eighth, 154). Lue started 96 of 99 games in his Husker career and led NU to three straight postseason appearances, including an NCAA berth in 1998. A 2013 inductee into the Nebraska Basketball Hall of Fame, Lue was named head coach of the Cleveland Cavaliers on Jan. 22, 2016. In his first season, he guided the Cavs to the first NBA title in franchise history, as Cleveland overcame a 3-1 deficit against Golden State in the NBA Finals. Lue, who coached the Cavs to three NBA Finals appearances in his tenure, is one of only 14 individuals in NBA history to win a title as both a player and head coach. He became the fourth Husker to have his jersey retired when he was honored on Feb. 2, 2017. He guided the Los Angeles Clippers to the 2021 Western Conference Finals in his first season with the franchise and was an assistant coach for Team USA at the 2023 FIBA World Cup.



Season	G-GS	FG-FGA	Pct.	3FG-Att.	Pct.	FT-FTA	Pct.	Reb.-Avg.	Pts.-Avg.
1995-96	35-34	105-232	.453	20-61	.328	66-96	.688	106-3.0	296-8.5
1996-97	32-30	215-476	.452	47-137	.343	126-155	.813	93-2.9	603-18.8
1997-98	32-32	240-547	.439	78-209	.373	120-145	.828	137-4.3	678-21.2
Totals	99-96	560-1,255	.446	145-407	.356	312-396	.788	336-3.4	1,577-15.9

10. COOKIE BELCHER – 1,552 POINTS 6-4, 205, G, 1997-2001, Mexico, Mo. (Mexico)

During the 1999 season, Cookie Belcher became the 21st player in school history to join the Huskers' 1,000-point club. With another stellar campaign in 2001, he moved into the Huskers' all-time top 10, finishing his career with 1,552 points. He was just the eighth player in NU history to reach 1,000 points before the start of his senior season. Belcher made a strong mark on the Husker record books in other areas. He owns the Nebraska game, season and career records for steals and is fifth in NCAA history with 353 steals. He also ranks in the top 10 on NU's career 3-point (ninth, 146) and assist lists (second, 477) and owns the school records for most career starts (129) in school history. He enjoyed a successful professional career in Italy, Israel and Greece and joined the coaching staff of the Los Angeles Clippers in 2021.



Season	G-GS	FG-FGA	Pct.	3FG-Att.	Pct.	FT-FTA	Pct.	Reb.-Avg.	Pts.-Avg.
1996-97	33-33	117-256	.457	30-76	.395	41-83	.494	126-3.8	305-9.2
1997-98	32-32	135-305	.443	29-102	.284	55-87	.632	126-3.9	354-11.1
1998-99	32-32	137-320	.428	39-128	.305	64-102	.627	107-3.3	377-11.8
1999-00	4-2	10-16	.625	0-1	.000	4-7	.571	15-3.8	24-6.0
2000-01	30-30	177-394	.449	48-143	.336	90-121	.744	152-5.1	492-16.4
Totals	131-129	576-1,291	.446	146-450	.324	255-400	.638	526-4.0	1,552-11.9

11. GLYNN WATSON JR. – 1,532 POINTS

G, 2016-2019, Bellwood, Ill. (Westchester St. Joseph)

A four-year starter in the Husker backcourt, Watson went over 1,000 career points late in the 2018-19 season and guided Nebraska to consecutive postseason appearances in 2018 and 2019. The Bellwood, Ill., native was Nebraska's all-time leader in games played with 134 and finished in the top-10 in starts (113, second), 3-pointers (184, fourth), steals (177, fourth) and assists (382, seventh). He enjoyed a stellar senior season, setting career highs in scoring, rebounding and 3-point percentage as the Huskers won 19 games and advanced to the second round of the NIT. As a junior, Watson helped Nebraska to a 22-11 record and a school-record 13 Big Ten wins, as the Huskers finished tied for fourth in the conference standings. During his sophomore campaign, Watson averaged 13.0 points per game, including a career-high 34 point performance in a win over Iowa. He is currently playing in Germany after stints in Greece, Iceland, Poland and Lithuania.




Season	G-GS	FG-FGA	Pct.	3FG-Att.	Pct.	FT-FTA	Pct.	Reb.-Avg.	Pts.-Avg.
2015-16	34-16	115-296	.389	20-75	.267	42-53	.792	63-1.9	292-8.6
2016-17	31-29	144-345	.417	48-121	.397	68-84	.810	93-3.0	404-13.0
2017-18	33-32	120-346	.347	34-117	.291	71-91	.780	110-3.3	345-10.5
2018-19	36-36	178-430	.414	82-214	.383	53-67	.791	148-4.1	491-13.6
TOTAL	134-113	557-1417	.393	184-527	.349	234-295	.793	414-3.1	1,532-11.4

12. RICH KING – 1,475 POINTS

7-2, 260, C, 1988-91, Omaha, Neb. (Burke)

The tallest player in Nebraska history at 7-2, Rich King finished his career with 1,475 points and then-school records for blocked shots (183) and games played (124). King had a big hand in the Huskers' record-breaking 26-8 campaign in 1990-91, as he led the team in scoring (15.5 ppg) and rebounding (8.1 rpg) en route to honorable-mention All-America honors from both AP and UPI. A first-round draft pick of the Seattle SuperSonics in the 1991 NBA Draft, King tied Jerry Fort's then-school single-game scoring record with a 40-point outburst against Northern Illinois, Feb. 18, 1991. He was inducted into the Nebraska Basketball Hall of Fame in 2001.




Season	G-GS	FG-FGA	Pct.	3FG-Att.	Pct.	FT-FTA	Pct.	Reb.-Avg.	Pts.-Avg.
1987-88	29-5	56-108	.519	0-0	---	24-34	.706	84-2.9	136-4.7
1988-89	33-22	136-235	.579	0-0	---	91-139	.655	195-5.9	363-11.0
1989-90	28-21	170-305	.557	0-0	---	110-158	.696	208-7.4	450-16.1
1990-91	34-27	202-352	.574	2-5	.400	120-179	.670	274-8.1	526-15.5
Totals	124-75	564-1,000	.564	2-5	.400	345-510	.676	761-6.1	1,475-11.9

13. VENSON HAMILTON – 1,416 POINTS

6-10, 240, C, 1996-99, Forest City, N.C. (Oak Hill Academy)

One of two Huskers to reach the 1,000-point plateau in 1998-99, Venson Hamilton was a four-year standout to Coach Danny Nee. Hamilton finished his career with 1,416 points and ranks 12th on NU's all-time scoring list. His senior season was one of the finest campaigns in school history. For his efforts, Hamilton earned Big 12 Player-of-the-Year honors, the first Husker since 1981 to capture the league honor. Hamilton still owns NU records for rebounds (1,080) and blocked shots (241) and is fourth in games played (129). Hamilton was just the fourth player all-time among Big 12 schools to score 1,000 points, grab 1,000 rebounds and block 200 shots in his collegiate career. He was a second-round draft pick of the Houston Rockets in 1999, and enjoyed a successful professional career in Europe and Morocco.



Season	G-GS	FG-FGA	Pct.	3FG-Att.	Pct.	FT-FTA	Pct.	Reb.-Avg.	Pts.-Avg.
1995-96	32-1	71-130	.546	0-1	.000	54-100	.540	161-5.0	196-6.1
1996-97	32-25	124-215	.577	0-0	---	96-148	.649	269-8.4	344-10.8
1997-98	32-30	139-269	.517	0-0	---	80-144	.556	315-9.8	358-11.2
1998-99	33-32	194-388	.500	0-1	.000	130-198	.657	335-10.2	518-15.7
Totals	129-88	528-1,002	.527	0-2	.000	360-590	.610	1,080-8.4	1,416-11.0

14. CARL MCPPIPE – 1,300 POINTS

6-8, 225, C, 1976-79, Hammond, Ind. (Technical)

One-half of the "Hammond Hustlers" (Brian Banks was the other), 'Pipe' and 'BB' provided Nebraska with a great four-year, one-two punch. McPipe, a three-year starter, finished his career with 1,300 points. As a junior, McPipe earned USBWA District V honors and was one of 12 starters designated as an All-American by the Citizens Savings Athletic Foundation. In his final year in





a Husker uniform, McPipe was a repeat pick on the USBWA team and a fifth-round draft selection of the Philadelphia 76ers.

Season	G-GS	FG-FGA	Pct.	FT-FTA	.Pct	Reb.-Avg.	TP-Avg.
1975-76	20-1	25-67	.373	16-22	.727	58-2.9	66-3.3
1976-77	29-29	183-376	.487	74-108	.685	241-8.3	440-15.2
1977-78	29-29	190-357	.532	65-97	.670	228-7.9	445-15.3
1978-79	26-26	148-326	.454	53-90	.589	196-7.5	349-13.4
Totals	104-85	546-1,126	.485	208-317	.656	723-7.0	1,300-12.5

15. TOM BAACK – 1,299 POINTS
6-5, 192, F, 1966-68, Fort Wayne, Ind. (Concordia)

Tom Baack, a 1995 Nebraska Hall of Fame inductee, finished his career with 1,299 points, a figure that stood as the school record until guard Jerry Fort came along 10 years later. Baack played on three straight winning NU teams from 1965 through 1968, and helped the Huskers to an NIT appearance in 1966-67—NU's first-ever bid to the nation's oldest postseason tournament. Known for his satin-smooth jump shot, Baack had a 17.3 points-per-game average for his career, which still ranks fifth in school history. Baack served as an assistant at Nebraska for eight seasons after his playing days. He was selected in the 10th round of the 1968 NBA Draft by the Detroit Pistons.



Season	G-GS	FG-FGA	Pct.	FT-FTA	.Pct	Reb.-Avg.	TP-Avg.
1965-66	25	147-325	.542	92-108	.852	106-4.2	386-15.4
1966-67	25	188-401	.469	73-90	.811	152-6.1	449-18.0
1967-68	25	191-412	.466	82-99	.828	134-5.4	464-18.6
Totals	75	526-1,138	.462	247-297	.832	392-5.2	1,299-17.3

16. JAMES PALMER JR. – 1,276 POINTS
6-6, 207, G, 2018-19, Upper Marlboro, Md. (St. John's Collegiate/Miami)

One of the most prolific scorers in school history, James Palmer Jr. guided the Huskers to 41 wins and back-to-back NIT appearances his NU career. Palmer averaged 18.5 points per game in his two seasons at NU, while his 1,276 points at NU were the most by a two-year player. As a senior, he averaged 19.7 points, 4.2 rebounds, 3.0 assists and 1.4 steals per game to earn all-district and All-Big Ten honors. He was third in the Big Ten in scoring and fourth in steals and set school single-season marks for points (708), free throws attempted (282), free throws made (215) and minutes (1,269). He had 18 20-point games as a senior, including a 34-point effort against Rutgers in the Big Ten Tournament. Palmer burst on the scene as a junior, averaging 17.2 points, 4.4 rebounds and 3.0 assists per game, ranking in the top five in scoring and among the team leaders in both rebounds and assists to garner first-team all-Big Ten honors. Palmer is playing in Turkey after two years in the NBA G League and in France.



Season	G-GS	FG-FGA	Pct.	3FG-Att.	Pct.	FT-FTA	.Pct	Reb.-Avg.	Pts.-Avg.
2017-18	33-33	181-408	.444	43-139	.309	163-221	.738	144-4.4	568-17.2
2018-19	36-36	213-578	.369	67-214	.313	215-282	.762	150-4.2	708-19.7
TOTAL	69-69	394-986	.400	110-353	.312	378-503	.751	294-4.3	1276-18.5

17. STUART LANTZ – 1,269 POINTS
6-3, 175, G, 1966-68, Uniontown, Pa.

Stuart Lantz teamed with Tom Baack to give Nebraska a potent one-two offensive punch. Lantz finished his career with 1,269 points and 571 rebounds. A two-time All-Big Eight pick, Lantz went on to play eight years in the NBA with four teams (San Diego/Houston Rockets, Detroit Pistons, New Orleans Jazz, Los Angeles Lakers). A charter member of the Nebraska Basketball Hall of Fame, Lantz had his jersey (No. 22) retired at Nebraska on Oct. 17, 1989. He has been the Lakers' television color commentator since 1987.



Season	G-GS	FG-FGA	Pct.	FT-FTA	.Pct	Reb.-Avg.	TP-Avg.
1965-66	25	125-290	.431	56-85	.659	199-8.0	306-12.2
1966-67	25	190-368	.516	101-129	.783	193-7.7	481-19.2
1967-68	25	173-349	.495	136-181	.757	179-7.2	482-19.2
Totals	75	488-1,007	.485	293-395	.742	571-7.6	1,269-16.9

18. CHUCK JURA – 1,255 POINTS
6-10, 220, C, 1970-72, Schuyler, Neb.

One of the top all-around centers in Nebraska history, Chuck Jura's 1,255 points rank 18th on the school's all-time list. Jura earned All-Big Eight honors as a senior and was an academic All-Big Eight choice. One of only six players in NU history to average more than 20 points in a season (21.2), Jura ranks seventh on the rebounding chart (740) and his 11.7 rebounds per game (305 total) in his final season is still an NU single-season record. Like Lantz, Jura was a charter member of the Nebraska Basketball Hall of Fame. A third-round NBA draft pick by the Chicago Bulls, Jura played professional basketball in Europe for several seasons.




Season	G-GS	FG-FGA	Pct.	FT-FTA	.Pct	Reb.-Avg.	TP-Avg.
1969-70	25	99-205	.483	51-86	.593	192-7.7	249-9.9
1970-71	26	181-306	.592	93-160	.594	243-9.3	455-17.5
1971-72	26	220-399	.551	111-181	.613	305-11.7	551-21.2
Totals	77	500-910	.549	255-427	.597	740-9.6	1,255-16.3

19. LARRY FLORENCE – 1,223 POINTS
6-5, 220, F, 1997-2000, Phenix City, Ala.

Forward Larry Florence surpassed the 1,000-point milestone midway through the 1999-2000 season. Florence ranks fifth at Nebraska in career starts (105) and is tied for 13th in games played (123). A four-year starter, Florence was Nebraska's captain as a senior and led the Huskers in scoring at 13.0 points per game. In his senior season, Florence earned honorable-mention All-Big 12 honors from the league's coaches. Florence also earned the reputation as a strong defender and a hard worker in the weight room. He was named the Husker Power Male Athlete of the Year for all sports in 1999 and was a three-time men's basketball lifter of the year.



Season	G-GS	FG-FGA	Pct.	3FG-Att.	Pct.	FT-FTA	.Pct	Reb.-Avg.	Pts.-Avg.
1996-97	30-29	92-240	.383	1-7	.143	41-58	.707	113-3.8	226-7.5
1997-98	30-19	115-259	.444	1-5	.200	37-63	.587	110-3.7	268-8.9
1998-99	33-27	133-262	.508	1-4	.250	73-99	.737	135-4.1	340-10.3
1999-00	30-30	156-389	.401	8-32	.250	69-105	.657	161-5.4	389-13.0
Totals	123-105	496-1,150	.431	11-48	.229	220-325	.677	519-4.2	1,223-9.9



Larry Florence was a four-year starter who helped Nebraska to three postseason appearances during his Husker career. Florence's 105 starts at Nebraska ranks fourth in school history.

N 2023-24 NEBRASKA BASKETBALL HUSKER 1,000-POINT SCORERS

20. JACK MOORE – 1,204 POINTS

5-9, 165, G, 1979-82, Muncie, Ind. (Central)

Jack Moore will long be remembered by Husker faithful for his gummy play on the basketball court. He was honored with the 1982 Francis Pomeroy-Naismith Award, which was presented annually to the nation's top player under 6-feet tall until 2014. During his four-year career, Moore scored 1,204 points, and shot .901 from the free-throw line – among the all-time best career marks in NCAA Division I history. Moore's .901 free-throw percentage broke the Big Eight record for career marksmanship, which had been held by his coach, Moe Iba. A consensus All-Big Eight selection as a senior, Moore was the first Husker eager to earn first-team academic All-Big Eight honors for three straight seasons, and his 382 career assists ties for seventh on NU's all-time chart. Nebraska's MVP Award is named in honor of Moore, who was killed in a March 1984 plane crash. Moore was inducted into the Nebraska Basketball Hall of Fame in 1993.




Season	G-GS	FG-FGA	Pct.	FT-FTA	.Pct	Reb.-Avg.	TP-Avg.
1978-79	20-0	21-61	.344	21-25	.840	19-1.0	63-3.2
1979-80	31-30	137-291	.471	184-211	.872	53-1.7	458-14.8
1980-81	27-27	111-221	.502	118-128	.922	54-2.0	340-12.6
1981-82	27-27	110-257	.428	123-131	.939	58-2.1	343-12.7
Totals	105-84	379-830	.457	446-495	.901	184-1.8	1,204-11.5

21. BRIAN CARR – 1,182 POINTS

6-0, 165, G, 1984-87, Muncie, Ind. (Burriss)

Brian Carr is the only player in Nebraska history to score 1,000 points and collect more than 600 assists in a career. Carr, who finished his four-year career with 14 Nebraska school records, scored 1,182 points and collected 682 assists. The 682 assists ranked as the third-best total in Big Eight history, behind only former Kansas stars Cedric Hunter and Jacque Vaughn. Carr also ranks second in career minutes played at NU. A second-team All-Big Eight selection as a senior (UPI), Carr was a two-time, first-team academic All-Big Eight performer. Carr was inducted into the Nebraska Basketball Hall of Fame in 2001.



Season	G-GS	FG-FGA	Pct.	3FG-Att.	Pct.	FT-FTA	.Pct.	Reb.-Avg.	Pts.-Avg.
1983-84	30-0	59-114	.518	---	.000	19-32	.594	22-0.7	137-4.6
1984-85	30-30	118-210	.562	---	.000	48-58	.828	58-1.9	284-9.5
1985-86	30-30	139-293	.464	---	.000	79-93	.849	51-1.7	357-11.9
1986-87	33-33	131-325	.403	58-157	.369	84-104	.808	47-1.4	404-12.2
Totals	123-93	447-942	.475	58-157	.369	230-287	.801	178-1.4	1,182-9.6

22. BRIAN BANKS – 1,150 POINTS

6-0, 160, G, 1976-79, Hammond, Ind.

The other half of the "Hammond Hustlers," along with Carl McPipe, Brian Banks was a three-year starter at guard for the Huskers from 1976-77 through 1978-79. His best season was as a junior in 1977-78, when he averaged 14 points and helped NU to a 22-8 record and an NIT bid. For his efforts, Banks earned first-team All-Big Eight honors. He was inducted into the Nebraska Basketball Hall of Fame in 1999.



Season	G-GS	FG-FGA	Pct.	FT-FTA	.Pct	Reb.-Avg.	TP-Avg.
1975-76	27-1	42-93	.452	38-49	.776	33-1.2	122-4.5
1976-77	29-29	160-330	.485	66-100	.660	73-2.5	386-13.3
1977-78	30-30	173-351	.493	73-103	.709	84-2.8	419-14.0
1978-79	24-23	96-212	.453	31-46	.674	66-2.8	223-9.3
Totals	110-83	471-986	.478	208-298	.698	256-2.3	1,150-10.5

23. TERRAN PETTEWAY – 1,143 POINTS

6-6, 215, G, 2014-15, Galveston, Texas (Ball/Texas Tech)

Terran Petteway finished his two-year career as one of the most prolific scorers in school history. Petteway's career scoring average of 18.1 points per game ranks third in school history, while he was one of only three Huskers to reach the 1,000-point plateau in his first two seasons at Nebraska. As a sophomore, Petteway led the Big Ten in scoring at 18.1 points per game to earn first-team All-Big Ten honors. In his final season, he averaged 18.2 points per game and was among the Big Ten leaders in scoring, assists, and 3-pointers per game. Petteway played in the NBA D-League in 2015-16 and has played professionally in Israel, Italy, France and Greece.



Season	G-GS	FG-FGA	Pct.	3FG-Att.	Pct.	FT-FTA	.Pct.	Reb.-Avg.	Pts.-Avg.
2013-14	32-32	182-427	.426	48-147	.327	167-204	.819	155-4.8	579-18.1
2014-15	31-31	184-465	.396	68-217	.313	128-180	.711	153-4.9	564-18.2
TOTAL	63-63	366-892	.410	116-364	.319	295-384	.768	308-4.9	1,143-18.1

24. MARVIN STEWART – 1,138 POINTS

6-3, 180, G, 1969-71, Chicago, Ill. (Dunbar)

Marvin Stewart finished his three-year career with 1,138 points, and is remembered by Husker fans as one of the finest fast-breaking guards in NU history. In his senior season, Stewart averaged 21.4 points, the fourth-best season average in school history, and earned first-team All-Big Eight honors. Stewart owns the distinction of being one of only three members of NU's 1,000-point club member to top the mark in fewer than 70 games, as he appeared in just 66 contests. Stewart was a second-round draft selection of the NBA's Chicago Bulls in 1971. He was inducted into the Nebraska Basketball Hall of Fame in 1994.



Season	G-GS	FG-FGA	Pct.	FT-FTA	.Pct	Reb.-Avg.	TP-Avg.
1968-69	26	137-321	.426	107-150	.713	66-2.5	381-14.6
1969-70	14	83-174	.477	35-56	.625	28-2.0	201-14.4
1970-71	26	215-426	.505	126-153	.824	54-2.1	556-21.4
Totals	66	435-921	.472	268-359	.747	148-2.2	1,138-17.2

T-25. CLIFFORD SCALES – 1,136 POINTS

6-2, 170, G, 1988-91, Maywood, Ill. (Westchester St. Joseph)

A steady player throughout his four-year Nebraska career, Clifford Scales tallied 1,136 points from 1988 through 1991. An honorable-mention All-Big Eight pick as a senior and a member of UPI's All-Big Eight Defensive team, Scales' 177 career steals ranked as the most ever by a Cornhusker guard when he completed his career. One of five double-figure scorers on the 1990-91 Nebraska team at 10.2 points per game, Scales hit a then-school-record 45.6 percent from 3-point range as a senior. He co-captained the Huskers' record-setting 26-8 squad during the 1990-91 season. He was inducted into the Nebraska Basketball Hall of Fame in 2002.



Season	G-GS	FG-FGA	Pct.	3FG-Att.	Pct.	FT-FTA	.Pct.	Reb.-Avg.	Pts.-Avg.
1987-88	31-5	71-139	.511	3-10	.300	25-35	.714	41-1.3	170-5.5
1988-89	32-27	122-253	.482	6-19	.316	52-77	.675	91-2.8	302-9.4
1989-90	26-26	112-219	.511	10-24	.417	84-100	.840	93-3.6	318-12.2
1990-91	34-34	136-291	.467	26-57	.456	48-60	.800	110-3.2	346-10.2
Totals	123-96	441-901	.489	45-110	.409	209-272	.768	335-2.7	1,136-9.2



Carl Hayes is one of three Westchester St. Joseph graduates with 1,000 career points at Nebraska, joining Clifford Scales and Glynn Watson Jr.

T-25. CARL HAYES – 1,136 POINTS
6-9, 200, F, 1990-92, Chicago, Ill. (Westchester St. Joseph)

An exciting player in the open court, Carl Hayes finished his three-year Nebraska career with 1,136 points, which is tied for 23rd on NU's all-time chart along with former high school and college teammate Clifford Scales. A two-time honorable-mention All-Big Eight performer, Hayes was a starter on NU teams that earned back-to-back NCAA Tournament bids, including the Husker squad that won a school-record 26 games in 1991.



Season	G-GS	FG-FGA	Pct.	3FG-Att.	Pct.	FT-FTA	.Pct.	Reb.-Avg.	Pts.-Avg.
1989-90	28-19	121-261	.464	5-16	.313	92-132	.697	138-4.9	339-12.1
1990-91	34-28	192-390	.492	1-12	.600	75-125	.600	179-5.3	460-13.5
1991-92	28-16	126-294	.429	31-84	.369	54-103	.524	155-5.5	337-12.0
Totals	90-63	439-945	.465	37-112	.330	221-360	.614	472-5.2	1,136-12.6

27. RYAN ANDERSON – 1,125 POINTS
6-4, 195, G, 2006-10, Seattle, Wash. (Rainier Beach)

One of the most versatile players in Nebraska history, the 6-4 Anderson played out of position all four years, working in the '4' spot where he made a name for himself. Anderson created mismatches on the offensive end, where his ability from 3-point range was evident. He finished his career ranked third in 3-pointers at Nebraska with 185 and was in the top 10 in Nebraska history for 3-point percentage (.394), steals (166) and games started (101), while also ranking in the top 25 for points, rebounds, assists and games played. He was named to the Big 12 All-Defense Team as a junior and the All-Underrated team as a senior, when he became the first Husker in the Big 12 era to record 1,000 points, 500 rebounds and 150 3-pointers. Anderson has played in Europe, the NBA D-League and in Canada during his professional career.




Season	G-GS	FG-FGA	Pct.	3FG-Att.	Pct.	FT-FTA	.Pct.	Reb.-Avg.	Pts.-Avg.
2006-07	28-25	103-219	.470	48-111	.432	29-39	.744	129-4.6	283-10.1
2007-08	33-33	98-232	.422	59-136	.368	23-40	.800	176-5.3	278-8.4
2008-09	30-12	72-179	.402	33-97	.340	36-50	.720	115-3.8	213-7.1
2009-10	31-31	117-258	.453	54-126	.429	63-84	.750	164-5.3	351-11.3
Totals	122-101	390-888	.439	185-470	.394	160-213	.751	584-4.8	1,125-9.2



Tai Webster earned All-Big Ten honors as a senior in 2016-17, ranking among the conference leaders in scoring, assists and steals.

28. TAI WEBSTER – 1,116 POINTS
6-4, 195, G, 2014-17, Auckland, New Zealand (Westlake Boys)

Tai Webster showed the power of persistence throughout his Husker career. A four-year letterwinner, the 6-foot-4 guard made dramatic strides during his career, becoming one of the Big Ten's best players as a senior. Webster started 30 games as a freshman, helping the Huskers to the 2014 NCAA Tournament. He averaged double figures and was one of the Big Ten's top sixth men in 2015-16 before taking over as a senior. Webster garnered second-team All-Big Ten honors from the coaches and third-team accolades from the media, averaging 17.0 points, 5.1 rebounds and 4.0 assists per game as a senior. He ranked in the top-10 of the Big Ten in scoring (third), assists (eighth) and steals (fifth) and reached double figures in 30 of 31 contests to capture first-team all-district honors by the USBWA. He represented New Zealand in the 2019 FIBA World Cup and has played professionally in Turkey, New Zealand, Australia and Lithuania.



Season	G-GS	FG-FGA	Pct.	3FG-Att.	Pct.	FT-FTA	.Pct.	Reb.-Avg.	Pts.-Avg.
2013-14	32-30	34-112	.304	6-35	.171	52-84	.619	66-2.1	126-3.9
2014-15	30-4	39-109	.358	12-52	.231	28-38	.737	57-1.9	118-3.9
2015-16	34-18	126-266	.474	21-60	.350	71-96	.740	140-4.1	344-10.1
2016-17	31-31	183-435	.421	40-136	.294	122-164	.744	158-5.1	528-17.0
TOTAL	127-83	382-922	.414	79-283	.279	273-382	.715	421-3.3	1,116-8.8

29. CARY COCHRAN – 1,082 POINTS
6-1, 190, G, 1999-2002, Minden, Iowa (Tri-Center)


One of the most dangerous long-distance threats in Nebraska and Big 12 history, Cary Cochran topped the 1,000-point mark during his senior campaign. Cochran set Nebraska records for career (268), single-season (89) and single-game (8) 3-pointers during his senior season. He led the team in scoring at 14.0 points per game as a senior, and led the conference and nation in free-throw percentage by hitting 92.2 percent at the charity stripe. For his career, Cochran was an 89.6 percent shooter from the foul line, and was second in Nebraska history by hitting 42.5 percent from behind the arc. Cochran was an honorable-mention All-Big 12 pick by the coaches as a senior, and earned academic all-district and all-conference honors.



Season	G-GS	FG-FGA	Pct.	3FG-Att.	Pct.	FT-FTA	.Pct.	Reb.-Avg.	Pts.-Avg.
1998-99	32-0	52-130	.400	39-98	.398	29-31	.935	45-1.4	173-5.4
1999-00	29-11	73-193	.378	62-160	.388	20-25	.800	73-2.5	228-7.9
2000-01	30-23	92-200	.460	78-165	.473	27-31	.871	71-2.4	289-9.6
2001-02	28-28	116-277	.419	89-207	.430	71-77	.922	93-3.3	392-14.0
Totals	119-62	333-800	.416	268-630	.425	147-164	.896	282-2.4	1,082-9.1

30. HERSCHELL TURNER – 1,056 POINTS
G, 1958-60, Indianapolis, Ind. (Shortbridge)

The first Husker cager to top the 1,000-point mark, Herschell Turner finished his career with 1,056 points. Turner teamed with Al Maxey to provide a strong offensive punch for Coach Jerry Bush's teams in the late 1950s. A first-team All-Big Eight selection as a senior, Turner earned All-America honors as a junior. Turner was a strong rebounder and held NU's single-season rebounding record (244) for 10 seasons, until Leroy Chalk grabbed 257 rebounds in 1969. Turner finished his career with 626 rebounds, which ranks 13th on NU's all-time chart. He was a sixth-round draft choice of the NBA's Syracuse Nationals in 1960. He was inducted into the Nebraska Basketball Hall of Fame in 1990.



Season	G-GS	FG-FGA	Pct.	FT-FTA	.Pct.	Reb.-Avg.	TP-Avg.
1957-58	23	82-211	.389	82-136	.603	189-8.2	246-10.7
1958-59	25	146-361	.404	136-183	.743	244-9.8	428-17.1
1959-60	24	143-326	.439	96-155	.619	193-8.0	382-15.9
Totals	72	371-898	.413	314-474	.662	626-8.7	1,056-14.7

A

Academic All-Conference– NU has had 94 academic all-league picks in program history, including 41 players since joining the Big Ten in 2011-12.

Academic All-Americans– The Huskers have produced nine of Nebraska's nation-leading 351 CSC Academic All-Americans across all sports entering 2023-24. Kobe Webster was Nebraska basketball's most recent honoree, as he was a third-team honoree in 2021. Shavon Shields was a two-time first-team Academic All-American in both 2015 and 2016, the only Husker basketball player to be a first-team selection.

All-Americans– Nebraska has had eight.

Armory– Home of Husker basketball until the NU Coliseum opened its doors in the mid-1920s.

Attendance– Nebraska ranked 22nd nationally in attendance in 2022-23 with an average attendance of 13,221 per game. The Huskers have ranked in the top 25 nationally every season since moving into Pinnacle Bank Arena in 2013-14.

B

Baack, Tom– Ranks 15th on Nebraska's all-time scoring list with 1,299 points and served as an assistant coach under Moe Iba.

Belcher, Cookie– Holds Nebraska single-game, season and career steals records, along with the Big 12 steals record at 353. He owns NU's career record for games started and minutes played.

Big 12– Nebraska's conference from 1997 until 2011.

Big Eight– Nebraska's conference from 1960 until 1996.

Big Ten– Nebraska's current conference, as Nebraska joined the Big Ten on July 1, 2011.

Boone, Jaron– Husker swingman from 1993 to 1996 who ranks in the top five in nine career categories, including scoring (7th, 1,609) and assists (3rd, 446).

Branch, Nate– Former Husker who went on to fame with the Harlem Globetrotters.

Browne, William– Guided Huskers to 1937 Big Six title.

Bush, Jerry– Known as the "Big Bear of the Coliseum," this popular Husker coach guided NU from 1955 to 1963, and directed two of the greatest upsets ever – a 43-41 victory over No. 4-ranked Kansas and Wilt Chamberlain, and a 55-48 victory over No. 1 Kansas State and Olympian Bob Boozer during the 1957-58 campaign.

C

Carr, Brian– Nebraska's all-time assist leader, with 682 from 1984 to 1987.

Carrier, Sam– First Husker cager to earn All-America honors (1913).

Chalk, Leroy– Third on Nebraska's all-time rebounding list with 782 boards.

Cipriano, Joe– Second-winningest coach in school history with an all-time mark of 253-197 from 1964 through 1980. He was a three-time conference coach of the year and guided the Huskers to three postseason appearances.

Coliseum– Home of Nebraska basketball from the 1926-27 season through the 1975-76 campaign.



Cookie Belcher set the Nebraska and Big 12 record for steals and ranks fifth in NCAA history with 353 during his Husker career.

D

Day, Bernard– Ranks as highest-scoring junior college transfer in school history with 802 points from 1985 to 1987.

Devaney, Bob– Longtime Nebraska football coach and athletic director who passed away in May of 1997. Nebraska's home court from 1976 until 2013, the Bob Devaney Sports Center, bears his name.

E

Ekwall, Rex– Standout for NU in mid-1950s whose 10.4 career rebound average still ranks as a school record.

F

First-Round Draft Choices– Nebraska had three in the 1990s, Rich King (1991), Eric Piatkowski (1994) and Tyronn Lue (1998).

Fort, Jerry– First three-time first-team All-Big Eight selection in school history who finished his career with 1,882 points, which currently ranks third all-time at Nebraska.

FOX Sports– As part of the Big Ten's basketball national television package, games air on FOX Sports, FS1, CBS, BTN, Peacock and B1G+.

G

Good, Harry– Served as NU head coach from 1947 through 1954 and guided the Huskers to shares of the 1949 and 1950 Big Seven titles. He was enshrined into the Citizens Savings College Basketball Hall of Fame in 1975.

H

Hamilton, Venson– The 1999 Big 12 Player of the Year and Nebraska's all-time leader in career rebounds and blocked shots.

Hammond Hustlers– Nickname given to Hammond, Ind., natives Brian Banks and Carl McPipe, who finished their careers with 1,150 and 1,300 points, respectively.

Hare, Fred– His follow-up basket at the buzzer with no time left gave Nebraska a 74-73 upset of No. 1 Michigan and Cazzie Russell in Lincoln during the 1964-65 season.

Hokuf, Steve– Standout all-around athlete who earned first-team all-conference honors in football, won the Big Six javelin title and earned All-America and all-conference honors in basketball.

Hoppen, Dave– NU's all-time leading scorer with 2,167 points who was the second three time first-team All-Big Eight pick in school history and the first player in school history to have his jersey number (42) retired.

I

Iba, Moe– The son of legendary coach Henry P. Iba, Moe posted 106 wins on the Husker bench from 1981 to 1986 and guided the school to its first NCAA Tournament berth in 1986.

International– The NCAA allows schools to take a foreign trip once every four years, allowing the Huskers to visit Australia (1988, 2004), Europe (1992), the Bahamas (2010), Spain (2015, 2023) and Italy (2019).

J

Johnson, Bill– Grabbed a school single-game record 26 rebounds against Iowa State in 1954. He was also the first Husker to play in the FIBA World Cup, helping the United States to a gold medal in 1954.

Jura, Chuck– Earned first-team All-Big Eight honors on the court and in the classroom as a senior in 1972. Averaged a school-record 11.7 rebounds per game in 1971-72.

K

King, Rich– Became the first first-round NBA draft pick in school history when the Seattle SuperSonics selected him with the 14th selection of the 1991 draft.

Kubacki, Jim– Hit the game-winning jumper to beat No. 1 Kansas and Wilt Chamberlain, 43-41, during the 1957-58 season.

L

Lantz, Stuart– Two-time first-team All-Big Eight pick (1967-68) who went on to an eight-year NBA career and had his Husker jersey number (22) retired in 1989. He has been a broadcaster with the Lakers for 36 seasons, spending the last 20 years as a broadcaster on the Los Angeles Lakers' television network as of 2022-23.

Lehmer, Frank– First basketball coach in school history (1897-99), he finished his career with a 7-3 record.

Lue, Tyronn– 1998 All-Big 12 pick who ranks ninth in career scoring at Nebraska and is tied for the school record with seven 30-point games. A first-round NBA draft pick in 1998, Lue won two NBA titles and played for seven teams during an 11-year NBA career and

was inducted into the Nebraska Basketball Hall of Fame in 2013. He won an NBA title with the Cleveland Cavaliers in 2016, and is currently the head coach of the Los Angeles Clippers. Lue had his No. 10 jersey retired at Nebraska on Feb. 2, 2017.

M

- Maclay, Don**– Earned All-America honors in 1931.
- Maric, Aleks**– Australian big man finished his career fifth in scoring (1,630 points) and second in rebounding (1,080). He was only the third player in Big 12 history with more than 1,500 points and 1,000 rebounds. He represented Australia in the 2012 London Olympics.
- Matzke, John and Stan**– Stan lettered from 1952 through 1955, while his son, John, was a second-team academic All-America pick in 1984.
- Moore, Jack**– One of the most popular Cornhuskers ever, he earned the 1982 Francis-Pomeroy-Naismith Award as the nation’s top player under six feet. Nebraska’s most valuable player award is named in honor of Moore, who was killed in a 1984 plane crash.
- Moore, Mikki**– One of four Huskers to play in the NBA after signing as a free agent. Led the NBA in field-goal percentage in 2007, the first undrafted player in league history to accomplish the feat. He played for nine teams during his 13-year NBA career.

N

- National Basketball Association**– 29 Huskers have been drafted by NBA teams over the years, including Bryce McGowens (2022), Dalano Banton (2021) and Isaiah Roby (2019)
- National Invitation Tournament**– NU has made 19 appearances in the nation’s oldest postseason tournament with its most recent berth coming in 2019. NU captured the 1996 tournament title, defeating St. Joseph’s in Madison Square Garden.
- NCAA Tournament**– The Huskers have earned seven bids to the “Big Dance,” including five bids in the 1990s. The Huskers made their most recent appearance in 2014.
- Nee, Danny**– Winningest coach in Nebraska history, who posted a 254-190 record in 14 seasons from 1986 to 2000 and led NU to 11 postseason appearances.

O

- Overtime**– The Huskers are 66-54 all-time in OT games heading into the 2023-24 season.
- Olympians**– Three Husker basketball players have played the Olympic Games, including Aleks Maric (2012, Australia), Ade Dagunduro (2012, Nigeria) and Keisei Tominaga (2020, Tokyo).

P

- Parsons, Robert**– Two-time first-team All-Big Six performer who earned All-America honors in 1937.
- Pinnacle Bank Arena**– The home of Nebraska basketball that opened in August of 2013. The \$179 million facility seats 15,000 and is located in the Haymarket District of Lincoln.
- Polish Rifle**– Nickname of two-time All-Big Eight pick and 1994 Big Eight Tournament MVP Eric Piatkowski, Nebraska’s second all-time leading scorer before spending 13 years in the NBA with four teams. He was inducted into the Nebraska Basketball Hall of Fame in 2006, the same year he had his jersey (No. 52) retired by Nebraska.
- Postseason**– Nebraska has made 26 all-time appearances.

Q


- Quadruple**– Nebraska has played two quadruple overtime games in program history. NU and and UAB played four overtimes on Dec. 22, 1979, (NU won 92-84), while NU and North Carolina State also reached four overtimes on Dec. 1, 2021 (NC State won 104-100).

R

- Rankings**– Nebraska posted its highest year-end national rankings ever in 1990-91, finishing at No. 9 in UPI and No. 11 in AP.
- Red Zone**– The Nebraska student section at Pinnacle Bank Arena. The group has nearly 1,000 seats in the lower bowl of Pinnacle Bank Arena.
- Retherford, Claude**– Leading scorer on NU’s 1949 Big Seven championship team and a two-time first-team all-conference selection.

S

- Sadler, Doc**– Husker head coach from 2006-07 until 2011-12. He is fifth on Nebraska’s win chart with 101 in six seasons and guided Nebraska to three NIT appearances.
- Sauer, George**– The only Husker football All-American to earn a basketball letter, he was an All-America fullback in 1933 and lettered on the hardwood in 1932 and 1933.
- Simmons, Grant**– First-team All-Big Eight pick in 1966 and the school’s first first-team academic All-Big Eight selection.
- Smith, Andre**– 1981 Big Eight Player of the Year, and NU’s first conference player of the year until Venson Hamilton in 1999. Smith passed away in 2023.



Andre Smith was the Big Eight Player of the Year in 1981, one of only two Huskers to earn the conference’s top honor.

- Stewart, Marvin**– The first player in school history to reach the 1,000-point plateau in fewer than 70 career games. He was later joined by Terran Petteway in 2014-15 and James Palmer Jr. in 2018-19
- Stiehm, E.O.**– NU’s first full-time basketball coach (1912-15) and the only man in conference history to win league titles in football (1912, 1913, 1914) and basketball (1912, 1913, 1914) in the same year.
- Strickland, Erick**– A three-year starter for Nebraska who is second on the Huskers’ steals list and seventh in scoring. Strickland played in the NBA for nine seasons and was inducted into the Nebraska Basketball Hall of Fame in 2009.

T

- Three-Pointers**– Nebraska hit a school-record 267 3-pointers during the 2001-02 campaign. Brian Carr hit the first 3-pointer in school history in a game at Cal-Irvine during the 1986-87 season.
- Titles**– Nebraska won or shared seven league titles, all prior to 1951. NU also captured the 1994 Phillips 66 Big Eight Tournament title.
- Turner, Herschel**– All-American player who was the first Husker to score 1,000 career points. Later went on to fame with the Harlem Globetrotters.

U

- Upset**– NU has knocked off three No. 1 teams, handing Kansas a 43-41 loss in 1958, Michigan a 74-73 loss in 1964-65 and Missouri a 67-51 loss at Columbia during the 1981-82 campaign. Nebraska nearly added a top-ranked victim in 1996-97 when it took Kansas to overtime before losing 82-77, and another in 2001-02 when it fell to Kansas by just one point, 88-87, in Lincoln as NU hit a school-record 18 3-pointers.

V

- van Poelgeest, Richard**– Born in The Netherlands, van Poelgeest was a four-year letterwinner from 1987 through 1990.
- Volz, “Mutt”**– First-team All-Missouri Valley Conference guard in 1925.

W

- Wahlquist, George**– All-America guard on NU’s 1936 Big Six championship team.
- Walsh, W.W.**– The first first-team all-conference performer in school history (1909).
- Whitehead, Bus**– Two-time first-team All-Big Seven pick and the catalyst of the Huskers’ 1949 and 1950 league title teams. Named as the captain of NU’s all-time basketball team and earned the first Distinguished Hall of Fame Alumni award in 2003. The practice court at the Hendricks Training Complex is named after Whitehead for his contributions to the Husker program following his death in 2010.

X

- Xavier**– Ended Nebraska’s most successful basketball season ever by handing the No. 3-seed Huskers an 89-84 loss in the first round of the 1991 NCAA Tournament at Minneapolis, Minn. NU finished with a school-record 26 victories against just eight losses.

Y

- YMCA**– Nebraska’s first basketball game was played against a team from the Lincoln YMCA, Feb. 1, 1897. NU won 11-8.

Z

- Zero**– Number of home losing seasons by Nebraska in Devaney Center history, as the Huskers went .500 or better in all 37 seasons in the building.



Fred Hoiberg
2019-present



Tim Miles
2012-2019



Doc Sadler
2007-2012



Barry Collier
2001-2006



Danny Nee
1987-2000



Moe Iba
1981-86



Joe Cipriano
1964-80



Jerry Bush
1955-63



Harry Good
1947-54



L.F. Klein
1946



A.J. Lewandowski
1941-45



William Browne
1933-40



Charles T. Black
1927-32



Ernest Bearg
1926



W.E. Kline
1924-25



Owen A. Frank
1922-23



Paul Schlisser
1920-21



Dr. E.J. Stewart
1917-19



Sam Waugh
1916



E.O. Stiehm
1912-15



O.F. Field
1911



T.J. Hewiat
1910



R.G. Clapp
1904-09



Fred Morrell
1902



E. Berry
1901



T.P. Hewitt
1900



Frank Lehmer
1897-99

ALL-TIME ASSISTANT COACHES

Name	Years		
Abdelmassih, Matt	2019-22	Hunter, Kenya	2013-18
Amen, Paul	1940-41	Iba, Moe	1971-80
Anwar, David	2007-2010, 2011-12	Johnson, Ben	2012-13
Armstrong, Charles	1938, 1942-40	Johnson, Bill	1996-97
Baack, Tom	1978-86	Lewandowski, A.J.	1938-40
Bargen, Gary	1987-95	Lewis, Michael	2016-2019
Beckner, Phil	2015-2016	Loenser, Nate	2021-present
Benford, Tony	2006-2008	Mathews, Philip	2007-10
Broughton, Mike	2003	Mitchem, Lynn	1987-92
Campbell, Dave	2001-02	Molinar, Jim	2014-2019
Carter, Tim	1984	Mouton, Kevin	2001
Cipriano, Randy	1982-86	Novsek, Doug	2003-06
Croft, Chris	2010-11	Porter, Lonnie	1973-77
Cox, Jeremy	2011-12	Rankin, Reggie	2001-03
Farley, Doug	1985-86	Reid, Arden	1987-89
Fisher, Morris	1935-37	Roose, Walter	2009-10
Flanigan, Wes	2010-12	Roth, Randy	1997-2000
Francis Jr., Jerome	2006	Sadler, Doc	2019-21
Gates, Armon	2018-22	Sharpe, Tony	1947-63
Gates, Bob	1964-66	Smith, Craig	2012-2014
Gay, Larry	2000	Smith, Jeff	1990-95
Hammond, John	1981	Spinelli, Scott	2004-06
Harriman, Chris	2012-15	Spoonhour, Charlie	1982-83
Harshman, Dave	1978	Stevens, Ed	1967
Harrell, Bill	1968-69	Stewart, Ron	1980
Hill, Cleo	1999-2000	Webster, Tracy	2010-11
Howard, Adam	2022-present	Williams, Jimmy	1993-99
Howard, Scott	1996-98	Whitehead, Milton "Bus"	1955
Hughes, Rex	1970-72	Zeigler, Ernie	2022-present

HEAD COACHING RECORDS (BY WINS)

Coach	Season(s)	Years	Games	Won	Lost	Pct.	Conf. Titles
Danny Nee	1987-2000	14	444	254	190	.572	0 (1 B8T)
Joe Cipriano	1964-80	17	450	253	197	.562	0 (1 B8HT)
Tim Miles	2012-19	7	230	116	114	.504	0
Moe Iba	1981-86	6	177	106	71	.599	0
Doc Sadler	2007-12	6	190	101	89	.532	0
Barry Collier	2001-06	6	180	89	91	.494	0
Harry C. Good	1947-54	8	185	86	99	.465	2
Jerry Bush	1955-63	9	213	81	132	.380	0
William Browne	1933-40	8	151	64	87	.424	1
R.G. Clapp	1904-09	6	102	59	43	.578	0
E.O. Stiehm	1912-15	4	70	56	14	.800	3
Charles T. Black	1927-32	6	108	51	57	.472	0
Fred Hoiberg	2020-present	4	123	40	83	.325	0
Paul Schlisser	1920-21	2	42	37	5	.881	0
Dr. E.J. Stewart	1917-19	3	52	29	23	.558	0
A.J. Lewandowski	1941-45	5	87	24	63	.276	0
W.E. Kline	1924-25	2	35	23	12	.657	0
Owen A. Frank	1922-23	2	35	14	21	.400	0
Sam Waugh	1916	1	14	13	1	.929	1
O.F. Field	1911	1	18	9	9	.500	0
Ernest Bearg	1926	1	18	8	10	.444	0
Frank Lehmer	1897-99	3	10	7	3	.700	0
Walter Hiltner	1903	1	12	7	5	.583	0
L.F. Klein	1946	1	20	7	13	.350	0
T.J. Hewiat	1910	1	16	6	10	.375	0
T.P. Hewitt	1900	1	5	5	0	1.000	0
Fred Morrell	1902	1	8	5	3	.625	0
E. Berry	1901	1	6	3	3	.500	0
Totals	1897-2023	127	3,001	1,553	1,448	.517	7 (188T)

Year	All Games		Conference		Conference Finish	Highlights, Notes
	W	L	W	L		
1896-97	2	0	0	0	None	both games seven-on-seven
1897-98	1	3	0	0	None	all games against YMCA teams
1898-99	4	0	0	0	None	Neb. Wesleyan first collegiate foe
1899-1900	5	0	0	0	None	first meeting with Kansas
1900-01	3	3	0	0	None	win streak reaches 13 games
1901-02	5	3	0	0	None	
1902-03	7	5	0	0	None	
1903-04	9	5	0	0	None	Wisconsin is first Big Ten foe
1904-05	11	5	0	0	None	
1905-06	12	2	0	0	None	then-school record 12 wins
1906-07	10	6	0	0	None	NU record 74-point win vs. Crete
1907-08	9	10	4	2	2nd, MVC	first losing season in 10 years
1908-09	8	15	5	5	2nd, MVC	W.W. Walsh, first-team MVC
1909-10	6	10	6	2	2nd, MVC	E.O. Perry, first-team MVC
1910-11	9	9	6	6	2nd, MVC	J.P. Gibson, A.O. Frank, All-MVC
1911-12	14	1	8	0	1st, MVC	Won season's final nine games
1912-13	17	2	10	0	1st, MVC	Sam Carrier, Ross Haskell, All-MVC; Carrier, All-American
1913-14	15	3	7	0	1st, MVC	
1914-15	10	8	8	4	2nd, MVC	first MVC loss in four years
1915-16	13	1	12	0	1st, MVC	perfect 12-0 in Missouri Valley
1916-17	12	10	4	8	5th, MVC	
1917-18	7	7	4	5	5th, MVC	
1918-19	10	6	10	6	3rd, MVC	Carl Johnson, All-MVC pick
1919-20	22	2	0	0	None	then-NU record 22 wins stood for 71 seasons, no conference affiliation
1920-21	15	3	9	1	2nd, MVC	
1921-22	8	9	8	8	tie 4th, MVC	
1922-23	6	12	5	11	6th, MVC	
1923-24	11	7	10	6	3rd, MVC	
1924-25	12	5	11	5	2nd, MVC	Orr Goodson, Mutt Volz, All-MVC
1925-26	8	10	7	7	5th, MVC	first season in NU Coliseum
1926-27	12	6	7	5	4th, MVC	Clark Smatha, All-MVC pick
1927-28	7	11	7	11	tie 7th, MVC	all games vs. league foes
1928-29	11	5	5	5	3rd, Big Six	first season of play in Big Six
1929-30	9	9	6	4	3rd, Big Six	Don Maclay, first-team All-Big Six
1930-31	9	9	6	4	3rd, Big Six	Don Maclay, All-American; Steve Hokuf, first-team All-Big Six
1931-32	3	17	2	8	6th, Big Six	
1932-33	3	13	2	8	tie 5th, Big Six	Hokuf, All-Big Six, All-American
1933-34	7	11	5	5	4th, Big Six	
1934-35	6	12	3	7	5th, Big Six	
1935-36	13	8	7	3	2nd, Big Six	George Wahlquist, All-Big Six, All-American
1936-37	13	7	8	2	tie 1st, Big Six	shared Big Six title, Robert Parsons, All-Big Six, All-American
1937-38	9	11	4	6	tie 3rd, Big Six	Parsons, All-Big Six
1938-39	7	13	3	7	5th, Big Six	
1939-40	6	12	2	8	tie 4th, Big Six	
1940-41	8	10	6	4	3rd, Big Six	Sid Held, Don Fritz, All-Big Six
1941-42	6	13	4	6	4th, Big Six	
1942-43	6	10	5	5	tie 3rd, Big Six	
1943-44	2	13	1	9	tie 5th, Big Six	fewest wins in 46 seasons
1944-45	2	17	1	9	6th, Big Six	
1945-46	7	13	3	7	tie 4th, Big Six	
1946-47	10	14	3	7	tie 5th, Big Six	league Holiday tourney begins
1947-48	11	13	5	7	5th, Big Seven	first year of Big Seven
1948-49	16	10	9	3	tie 1st, Big Seven	NU lost in NCAA District game, Claude Retherford, Big Seven MVP; Bus Whitehead, All-Big Seven
1949-50	16	7	8	4	tie 1st, Big Seven	Bus Whitehead, All-Big Seven
1950-51	9	14	4	8	5th, Big Seven	
1951-52	7	17	3	9	7th, Big Seven	Jim Buchanan, All-American, All-Big Seven
1952-53	9	11	4	8	6th, Big Seven	
1953-54	8	13	5	7	tie 4th, Big Seven	
1954-55	9	12	6	6	tie 3rd, Big Seven	
1955-56	7	16	3	9	6th, Big Seven	defeated Wooden-coached UCLA
1956-57	11	12	5	7	tie 4th, Big Seven	
1957-58	10	13	5	7	tie 4th, Big Seven	defeated two No. 4 teams
1958-59	12	13	5	9	tie 5th, Big Eight	first season of Big Eight
1959-60	7	17	4	10	tie 7th, Big Eight	Herschell Turner, All-Big Eight, NU's first 1,000-point scorer
1960-61	10	14	4	10	6th, Big Eight	
1961-62	9	16	5	9	tie 5th, Big Eight	
1962-63	6	19	1	13	8th, Big Eight	School-record 19 losses
1963-64	7	18	5	9	tie 6th, Big Eight	Joe Cipriano's first season
1964-65	10	15	5	9	tie 6th, Big Eight	beat No. 1 Michigan in Lincoln
1965-66	20	5	12	2	2nd, Big Eight	first winning season in 15 years, school's second 20-win campaign, finished season ranked 11th (UPI)
1966-67	16	9	10	4	tie 2nd, Big Eight	first-ever NIT Tournament bid, Stuart Lantz, All-Big Eight
1967-68	15	10	8	6	tie 3rd, Big Eight	Lantz, All-Big Eight pick; NU won Big Eight Holiday title
1968-69	12	14	5	9	tie 6th, Big Eight	

1969-70	16	9	7	7	tie 3rd, Big Eight	
1970-71	18	8	8	6	4th, Big Eight	Marvin Stewart, All-Big Eight
1971-72	14	12	7	7	4th, Big Eight	Chuck Jura, All-Big Eight
1972-73	9	17	4	10	tie 6th, Big Eight	
1973-74	14	12	7	7	4th, Big Eight	Jerry Fort, All-Big Eight
1974-75	14	12	7	7	4th, Big Eight	Jerry Fort, All-Big Eight, then-school-record 40 points against Missouri
1975-76	19	8	10	4	3rd, Big Eight	Jerry Fort, All-Big Eight, finished with then-school-record 1,882 points, last season in NU Coliseum
1976-77	15	14	7	7	5th, Big Eight	first season in Devaney Center first NU-Creighton meeting in 45 years
1977-78	22	8	9	5	2nd, Big Eight	NU makes 2nd NIT appearance
1978-79	14	13	7	7	5th, Big Eight	Brian Banks, All-Big Eight
1979-80	18	13	8	6	tie 2nd, Big Eight	Andre Smith, All-Big Eight
1980-81	15	12	9	5	tie 2nd, Big Eight	Moe Iba, Big Eight Coach of the Year
1981-82	16	12	7	7	tie 4th, Big Eight	Andre Smith, Big Eight POW
1982-83	22	10	9	5	tie 3rd, Big Eight	Moe Iba, Big Eight Coach of the Year
1983-84	18	12	7	7	3rd, Big Eight	Jack Moore, All-Big Eight
1984-85	16	14	5	9	tie 5th, Big Eight	NU defeated No. 1 Missouri
1985-86	19	11	8	6	3rd, Big Eight	NU reached NIT semifinals
1986-87	21	12	7	7	5th, Big Eight	Second straight NIT bid, Dave Hoppen, All-Big Eight
1987-88	13	18	4	10	7th, Big Eight	Dave Hoppen, All-Big Eight, set six school records
1988-89	17	16	4	10	7th, Big Eight	NU's first-ever NCAA berth, Dave Hoppen, All-Big Eight, finished as NU's all-time leading scorer
1989-90	10	18	3	11	7th, Big Eight	
1990-91	26	8	9	5	3rd, Big Eight	School-record 26 wins, finished with highest-ever ranking (No. 9), NU-record tying 14 straight wins
1991-92	19	10	7	7	5th, Big Eight	Second straight NCAA bid
1992-93	20	11	8	6	tie 2nd, Big Eight	Third straight NCAA bid, Eric Piatkowski, All-Big Eight
1993-94	20	10	7	7	4th, Big Eight	Fourth straight NCAA bid, second straight 20-win season, Big Eight Tournament champs
1994-95	18	14	4	10	7th, Big Eight	Eric Piatkowski, All-Big Eight
1995-96	21	14	4	10	7th, Big Eight	NIT bid, fifth straight postseason
1996-97	18	15	7	9	7th, Big 12	NIT Champions
1997-98	20	12	10	6	4th, Big 12	School-record seventh straight postseason appearance (NIT)
1998-99	20	13	10	6	tie 5th, Big 12	First NCAA berth in four years, Tyronn Lue, All-Big 12
1999-2000	11	19	4	12	tie 8th, Big 12	Ninth straight postseason (NIT)
2000-01	14	16	7	9	7th, Big 12	Venson Hamilton, Big 12 Player of Year
2001-02	13	15	6	10	tie 7th, Big 12	Danny Nee is NU's winningest coach
2002-03	11	19	3	13	12th, Big 12	Barry Collier's first season with Huskers
2003-04	18	13	6	10	9th, Big 12	Cary Cochran career record 268 3-pters
2004-05	14	14	7	9	8th, Big 12	First postseason bid under Collier
2005-06	19	14	7	9	6th, Big 12	Joe McCray, Aleks Maric set NU frosh records
2006-07	17	14	6	10	t7th, Big 12	Second postseason bid in three years
2007-08	20	13	7	9	t7th, Big 12	First season under Doc Sadler
2008-09	18	13	8	8	8th, Big 12	12th 20-win season, postseason NIT
2009-10	15	18	2	14	12th, Big 12	Aleks Maric, All-Big 12
2010-11	19	13	7	9	t7th, Big 12	First .500 record in Big 12 in decade
2011-12	12	18	4	14	t11th, Big Ten	Second straight postseason NIT
2012-13	15	18	5	13	10th, Big Ten	
2013-14	19	13	11	7	4th, Big Ten	First NCAA bid in 16 years
2014-15	13	18	5	13	12th, Big Ten	Tim Miles Big Ten COY; Terran Petteway All-Big Ten
2015-16	16	18	6	12	11th, Big Ten	Terran Petteway, All-Big Ten
2016-17	12	19	6	12	t12th, Big Ten	Shavon Shields Academic All-American
2017-18	22	11	13	5	t4th, Big Ten	NABC Good Works Team and All-Big Ten
2018-19	19	17	6	14	13th, Big Ten	Tai Webster, All-Big Ten
2019-20	7	25	2	18	14th, Big Ten	13th 20-win season; First NIT appearance since 2011
2020-21	7	20	3	16	14th, Big Ten	First season under Fred Hoiberg; Cam Mack 1st triple double
2021-22	10	22	4	16	t13th, Big Ten	Dalano Banton triple-double and NBA Draft pick
2022-23	16	16	9	11	t11th, Big Ten	Two straight road wins over ranked teams, Bryce McGowens All-Big Ten
Totals	1,555	1,447	693	850	7 NCAA, 19 NIT appearances	Derrick Walker, All-Big Ten; Win at No. 7 Creighton

HISTORY



Nebraska's first basketball team posted a 2-0 record in 1896-97.

1896-97

Overall Record: 2-0
 Home: 2-0 Away: 0-0
 Coach: Frank Lehmer
 H 2/2 Lincoln YMCA W 11 8
 H 2/23 Lincoln YMCA W 23 14
 Season Notes: Six years after Dr. James Naismith invented the game, NU fielded its first team...Coach Frank Lehmer guided first team...both games were played seven-on-seven.

1897-98

Overall Record: 1-3
 Home: 0-3 Away: 1-0
 Coach: Frank Lehmer
 H 1/8 Lincoln YMCA L 9 15
 H 1/15 Omaha YMCA L 12 16
 H 2/1 Lincoln YMCA L 13 20
 A 2/22 Omaha YMCA W 10 9
 Season Note: After three straight losses to open season, Nebraska ended its second year of intercollegiate basketball with 10-9 win over Omaha YMCA in its first-ever road game.

1898-99

Overall Record: 4-0
 Home: 3-0 Away: 1-0
 Coach: Frank Lehmer
 H 12/13 Nebraska Wesleyan W 37 5
 H 1/17 Doane W 52 7
 H 1/20 Omaha YMCA W 21 14
 A 2/2 Nebraska Wesleyan W 57 3
 Season Notes: Second undefeated season in school history...final season for NU's first coach, Frank Lehmer...after six games in first two seasons of intercollegiate basketball against Lincoln and Omaha YMCA teams, Huskers faced first collegiate opponent in Nebraska Wesleyan.

1899-1900

Overall Record: 5-0
 Home: 5-0 Away: 0-0
 Coach: T.P. Hewitt
 H Nebraska Wesleyan W 42 9
 H Lincoln YMCA W 39 7
 H Doane W 57 3
 H Omaha YMCA W 26 14
 H 3/2 Kansas W 48 8
 Season Notes: Third and final undefeated season in school history...Kansas game at Lincoln was first-ever between Big Eight Conference schools and ranks as worst loss ever for Jayhawks...W.E. Anderson had school's first 30-point game with 34 vs. KU...Coach T.P. Hewitt's only season.

1900-01

Overall Record: 3-3
 Home: 2-1 Away: 1-2
 Coach: E. Berry
 A Omaha YMCA W 13 11
 H Lincoln YMCA W 10 8
 H Omaha YMCA W 20 12
 H Omaha YMCA L 20 28
 A Fond du Lac L 20 32
 A Stevens Point A.C. L 13 38
 Season Notes: NU opened season with three straight wins to run win streak to 13 straight, but then dropped final three games to finish .500...third consecutive .500 or better record...only season for Coach E. Berry.

1901-02

Overall Record: 5-3
 Home: 3-0 Away: 2-3
 Coach: Fred Morrell
 H 1/18 Nebraska Wesleyan W 63 14
 H 2/1 Lincoln YMCA W 32 30
 A 2/15 Minnesota L 9 52
 A 2/17 Sioux City YMCA W 42 24
 A 2/28 Haskell L 29 79
 A 3/1 Kansas W 35 29
 A 3/3 Topeka YMCA L 36 52
 H 3/22 Topeka YMCA W 27 13
 Season Notes: First and only season for Coach Fred Morrell...fourth straight .500 or better season.

1902-03

Overall Record: 7-5
 Home: 3-1 Away: 4-4
 Coach: Walter Hiltner
 H 12/18 Lincoln YMCA W 25 18
 A 1/17 Haskell L 18 25
 H 1/24 Lincoln YMCA L 24 35
 H 1/31 Kansas W 23 18
 A 2/3 Denver YMCA W 44 29
 A 2/4 Colorado College W 39 11
 A 2/5 Colorado W 28 12
 A 2/6 Greeley High W 25 15
 A 2/7 Cheyenne Business L 28 42
 H 2/20 Lincoln YMCA W 33 20
 A 3/6 Minnesota Ag. L 4 13
 A 3/7 Minnesota L 14 41
 Season Notes: In only season under Coach Walter Hiltner, Nebraska posted 7-5 record...fifth straight .500-plus campaign.

1903-04

Overall Record: 9-5
 Coach: R.G. Clapp
 (Some sites and dates unavailable)
 H 12/15 Nebraska Wesleyan W 47 10
 Highland Park L N/A N/A
 H 1/8 Lincoln High W 49 26
 Nebraska Wesleyan L 31 32
 A 1/15 Lincoln YMCA L N/A N/A
 H 1/22 Lincoln YMCA W N/A N/A
 H 1/29 Lincoln YMCA W 31 12
 A 2/4 Nebraska Wesleyan W 25 9
 H 2/11 Omaha Christian W 35 26
 A 2/16 Sioux City YMCA L 14 49
 A 2/17 Morningside W 57 27
 A 2/18 Minnesota L 21 42
 A 2/19 Minneapolis YMCA W 15 10
 H 3/5 Wisconsin W 25 22
 Season Notes: In first season under Coach R.G. Clapp, Nebraska won school-record nine games...Wisconsin was first Big Ten school to play Huskers at Lincoln.

1904-05

Overall Record: 11-5
 Coach: R.G. Clapp
 H 12/8 Nebraska Wesleyan W 32 31
 H 12/9 Highland Park L 34 39
 H 1/12 Nebraska Wesleyan W 57 23
 A 1/17 Omaha YMCA W 24 21
 A 1/18 Fort Dodge W 53 27
 A 1/19 Shattuck W 44 22
 A 1/20 Minnesota W 22 21
 A 1/21 Minnesota W 28 25
 H 2/8 Omaha YMCA L 29 30
 H 2/11 Baker W 49 19
 A 2/20 Port Washington W 47 36
 A 2/21 Ripon L 28 32
 A 2/22 Menasha W 37 19
 A 2/23 Lawrence W 37 24
 A 2/24 Lewis L 32 61
 A 2/25 Chicago Central L 22 59
 Season Note: Huskers won then-school-record 11 games.

1905-06

Overall Record: 12-2
 Home: 4-1 Away: 8-1
 Coach: R.G. Clapp
 H 1/13 Kansas City A.C. W 33 22
 H 1/29 Kansas City YMCA W 25 24
 H 2/3 Baker W 34 23
 H 2/12 Kansas L 17 37
 A 2/19 Kansas State W 50 14
 A 2/20 Fort Riley W 43 13
 A 2/21 Baker W 33 27
 A 2/22 Independence W 41 16
 A 2/23 Kansas City A.C. L 21 49
 A 2/25 Kansas City A.C. W 26 25
 H 3/15 Brown "B" W 57 12
 A 3/20 Bellevue W 39 27
 A 3/21 Fort Dodge W 33 23
 A 3/22 Shattuck W 59 23
 Season Note: Nebraska won then-school-record 12 games with just two losses.

1906-07

Overall Record: 10-6
 Home: 5-0 Away: 5-6
 Coach: R.G. Clapp
 A 1/4 Crete W 82 8
 A 1/11 Nebraska Wesleyan W 38 26
 H 1/26 Central City W 40 9
 H 1/28 Iowa W 25 17
 H 2/9 Kansas W 32 19
 A 2/14 Fort Dodge W 34 22
 A 2/15 Minnesota L 19 20
 A 2/16 Minnesota L 18 20
 A 2/18 Hudson W 26 25
 A 2/19 Marshfield (Co. A) W 33 16
 A 2/20 Portage (Co. F) L 23 27
 A 2/21 Wisconsin L 31 35
 A 2/22 Iowa L 29 32

A 2/23 Grinnell L 21 27
 H 3/1 Denver W 40 13
 H 3/25 Nebraska Wesleyan W 59 11
 Season Notes: Nebraska posted ninth straight .500 or better record, third consecutive under Coach R.G. Clapp...74-point margin of victory over Crete (82-8) is largest in school history.

1907-08

Overall Record: 9-10
 Conference: 4-2 in Missouri Valley (2nd)
 Home: 3-3 (2-2) Away: 6-7 (2-0)
 Coach: R.G. Clapp
 A 12/18 Nebraska Wesleyan W 33 19
 H 1/11 Muscatine L 21 39
 A 1/15 Kansas State W 36 18
 A 1/16 Washburn W 26 25
 A 1/17 Kansas W 20 17
 A 1/18 Kansas W 23 21
 H 1/23 Highland Park W 51 23
 H 1/31 Missouri W 41 30
 H 2/1 Missouri W 43 31
 H 2/21 Kansas L 26 28
 H 2/22 Kansas L 25 28
 A 2/28 Minnesota L 12 43
 A 2/29 Minnesota L 10 32
 A 3/2 Portage L 16 39
 A 3/3 Wisconsin L 4 43
 A 3/4 DePaul W 25 18
 A 3/5 Morrison L 19 23
 A 3/6 Iowa L 26 39
 A 3/7 Grinnell L 14 37
 Season Notes: First season as member of Missouri Valley Conference...Huskers won MVC North Division title with 4-2 record, but because of scheduling difficulties, did not play a game against a team in own division...Husker Wilbur Wood was nation's second black college basketball player at a predominately white institution...Jumbo Stiehm, who would later become NU's football and basketball coach, scored 24 points in Wisconsin's 43-4 victory at Madison...second sub-.500 record in school history.

Overall Record: 8-15
 Conference: 5-5 in Missouri Valley (2nd)
 Home: 5-5 (4-0) Away: 3-10 (1-5)
 Coach: R.G. Clapp
 H 12/12 Cotner W 28 24
 H 12/17 Lincoln YMCA L 16 34
 A 1/7 Kansas State W 36 31
 A 1/8 Kansas L 13 48
 A 1/9 Kansas W 17 36
 H 1/15 Iowa State W 42 20
 H 1/16 Iowa State W 40 21
 H 1/22 Drake W 39 30
 H 1/23 Drake W 34 12
 H 1/30 Kansas L 13 18
 H 2/1 Missouri L 24 26
 A 2/5 Minnesota L 17 24
 A 2/6 Minnesota L 21 39
 A 2/8 Iowa State L 16 22
 A 2/9 Iowa State W 31 17
 A 2/10 Drake L 12 34
 A 2/11 Drake L 15 25
 H 2/19 Minnesota L 26 28
 H 2/20 Minnesota L 20 29
 KC 3/4 Kansas L 22 28
 KC 3/5 Kansas L 15 24
 KC 3/6 Kansas W 32 29
 A 3/8 Nebraska Wesleyan L 32 62
 Season Notes: For second straight year, Nebraska captured MVC Northern Division title...Kansas took two of three games against Cornhuskers in playoff at Kansas City, Mo., and won conference title...W.W. Walsh earned first-team All-MVC honors, first NU player ever honored...Coach R.G. Clapp retired after six seasons.

1909-10

Overall Record: 6-10
Conference: 6-2 in Missouri Valley (2nd)
Home: 4-3 (4-0) Away: 2-7 (2-2)
Coach: T.J. Hewiat

A	1/6	Kansas State	L	16	27
A	1/7	Kansas	L	17	32
A	1/8	Kansas	L	16	40
H	1/21	Iowa State	W	24	21
H	1/22	Iowa State	W	29	26
H	1/28	Drake	W	40	14
H	1/29	Drake	W	27	6
A	2/8	Drake	W	20	16
A	2/10	Drake	W	22	13
A	2/11	Iowa State	L	23	34
A	2/12	Iowa State	L	17	18
H	2/14	Kansas State	L	17	28
A	2/18	Minnesota	L	14	33
A	2/19	Minnesota	L	9	27
H	2/26	Kansas	L	20	40
H	2/27	Kansas	L	13	40

Season Notes: In only season under Coach T.J. Hewiat, Nebraska finished 6-10...Huskers won MVC North Division title for third straight year, but Kansas had better division record than NU and was declared conference champion...E.O. Perry was first-team All-Missouri Valley Conference pick.

1910-11

Overall Record: 9-9
Conference: 6-6 in Missouri Valley (2nd)
Home: 6-3 (4-2) Away: 3-6 (2-4)
Coach: O.F. Field

H	1/7	Cotner	L	17	35
H	1/14	Nebraska Wesleyan	W	42	26
H	1/20	Iowa State	W	41	20
H	1/21	Iowa State	L	31	33
A	1/26	Morningside	W	23	19
A	1/27	Minnesota	L	10	25
A	1/28	Minnesota	L	15	40
H	2/4	South Dakota	W	30	25
A	2/6	Iowa State	L	27	31
A	2/7	Iowa State	W	22	19
A	2/8	Missouri	L	26	39
A	2/9	Missouri (OT)	L	36	37
A	2/10	Kansas	W	15	11
A	2/11	Kansas	L	12	37
H	2/24	Kansas	W	38	28
H	2/25	Kansas	W	34	24
H	2/26	Missouri	W	30	23
H	2/27	Missouri	L	20	23

Season Notes: NU finished second in Missouri Valley Conference, three games behind Kansas...J.P. Gibson and O.A. Frank earned first-team All-Missouri Valley Conference honors...NU's first-ever overtime game.

1911-12

Overall Record: 14-1
Conference: 8-0 in Missouri Valley (1st)
Home: 6-0 (4-0) Away: 8-1 (4-0)
Coach: E.O. "Jumbo" Stiehm

H	1/12	Drake	W	42	24
H	1/13	Drake	W	35	13
A	1/18	Kansas State	W	26	25
A	1/19	Kansas	W	30	27
A	1/20	Kansas	W	30	26
A	1/26	Minnesota	L	15	40
A	1/27	Morningside	W	62	10
H	2/2	Iowa State	W	33	12
H	2/3	Iowa State	W	40	14
A	2/21	Drake	W	33	15
A	2/22	Drake	W	46	14
A	2/23	Iowa State	W	31	21
A	2/24	Iowa State	W	31	12
H	3/1	Kansas	W	49	21
H	3/2	Kansas	W	29	28

Season Notes: Huskers claimed MVC North Division crown with 8-0 record...after 25-point loss at Minnesota in sixth game of season, Nebraska won final nine games...in first season as Husker mentor, Stiehm made history by becoming first coach in conference history to win football and basketball titles in the same academic year...he repeated the feat a year later.

1912-13

Overall Record: 17-2
Conference: 10-0 in Missouri Valley (1st)
Home: 10-0 (5-0) Away: 7-2 (5-0)
Coach: E.O. "Jumbo" Stiehm

H	1/11	Cotner	W	29	18
H	1/17	Omaha X	W	46	13
H	1/18	Nebraska Wesleyan	W	39	26
A	1/23	St. Joseph's	W	25	11
A	1/24	Sacred Heart	W	31	9
A	1/25	Minnesota	L	11	20
H	1/31	Drake	W	32	7
H	2/1	Drake	W	24	15
A	2/7	Nebraska Wesleyan	W	27	20
H	2/15	Kansas State	W	27	16
A	2/19	Drake	W	21	4
A	2/20	Drake	W	25	11
A	2/21	Iowa State	W	29	12
A	2/22	Iowa State	W	16	10
H	2/28	Iowa State	W	28	8
H	3/1	Iowa State	W	24	12
H	3/10	Kansas	W	40	25
A	3/11	Kansas	W	18	16
N	3/12	Kansas*	L	24	30

*Manhattan, Kan.
Season Notes: Huskers won North Division title with 10-0 record, recognized as league champion...dropped playoff game to South Division champ Kansas, 30-24, at

Manhattan, Kan...Ross Haskell and Sam Carrier were first-team All-Missouri Valley Conference selections; Carrier also earned All-America honors.

1913-14

Overall Record: 15-3 Conference: 7-0 in Missouri Valley (1st)
Home: 7-2 (4-0) Away: 8-1 (3-0)
Coach: E.O. "Jumbo" Stiehm

H	1/10	Omaha X	W	44	22
H	1/17	Cotner	W	56	11
H	1/23	Nebraska Wesleyan	W	29	20
H	1/24	Nebraska Wesleyan	L	18	24
A	2/5	St. Joseph's	W	48	11
A	2/6	Minnesota	W	21	16
A	2/7	Minnesota	W	14	9
A	2/9	Fort Dodge Co. G.	W	38	22
H	2/13	Drake	W	32	20
H	2/14	Drake	W	31	10
A	2/17	Omaha Alumni	W	40	19
A	2/18	Simpson	L	21	22
A	2/19	Drake	W	36	17
A	2/20	Iowa State	W	15	9
A	2/21	Iowa State	W	16	3
H	2/27	Iowa State	W	24	16
H	2/28	Iowa State	W	41	13
H	3/5	Wesleyan Auto	L	19	31

Season Notes: Nebraska captured Missouri Valley Conference North Division crown with 7-0 record...squad was known as "Point a Minute" team, because it was reported to be so fast it took a movie camera to catch it.

1914-15

Overall Record: 10-8
Conference: 8-4 in Missouri Valley (2nd)
Home: 3-2 (3-1) Away: 7-6 (5-3)
Coach: E.O. "Jumbo" Stiehm

A	1/6	Ft. Dodge (Co. G)	L	18	23
A	1/7	Hamline	W	20	9
A	1/8	Minnesota	L	18	22
A	1/9	Minnesota	L	9	23
H	1/15	Iowa State	W	32	15
H	1/16	Iowa State	W	25	12
A	1/20	Kansas State	W	26	19
A	1/21	Kansas State	W	26	20
A	1/22	Kansas	L	18	43
A	1/23	Kansas	L	23	30
A	2/5	Nebraska Wesleyan	W	13	9
A	2/10	Drake	W	14	5
A	2/11	Drake	W	23	14
A	2/12	Iowa State	W	24	12
A	2/13	Iowa State	L	11	25
H	2/19	Drake	L	19	20
H	2/20	Drake	W	27	11
H	3/3	Nebraska Wesleyan	L	15	39

Season Notes: Huskers finished second in Missouri Valley Conference race, three games back of first-place Kansas...final season for Coach E.O. Stiehm.

1915-16

Overall Record: 13-1
Conference: 12-0 in Missouri Valley (1st)
Home: 8-0 (8-0) Away: 5-1 (4-0)
Coach: Sam Waugh

H	1/14	Kansas	W	34	33
H	1/15	Kansas	W	40	27
H	1/21	Drake	W	41	12
H	1/22	Drake	W	44	16
A	1/30	Burgess-Nash	W	24	20
H	2/4	Iowa State	W	35	21
H	2/5	Iowa State	W	31	14
H	2/11	Kansas State	W	21	20
H	2/12	Kansas State	W	26	25
A	2/18	Nebraska Wesleyan	L	19	23
A	2/23	Drake	W	34	24
A	2/24	Drake	W	40	15
A	2/25	Iowa State	W	23	14
A	2/26	Iowa State	W	29	17

Season Notes: Huskers won Missouri Valley Conference title with 12-0 record; finished 13-1 in only season under direction of Coach Sam Waugh...lone loss was 23-19 decision to cross-town rival Nebraska Wesleyan.

1916-17

Overall Record: 12-10
Conference: 4-8 in Missouri Valley (5th)
Coach: Dr. E.J. Stewart

(Some sites and dates unavailable)

Simpson	W	20	13		
Cotner	W	42	10		
Grinnell	L	9	22		
St. Joseph's	W	21	11		
St. Thomas (Minn.)	W	23	8		
Hamline	W	15	8		
Brandeis (Omaha)	W	29	11		
York College	W	23	14		
Nebraska Wesleyan	W	27	14		
H 2/9	Missouri	L	16	18	
H 2/10	Missouri	L	7	18	
A	Kansas State	L	13	45	
A	Kansas State	L	10	34	
A	2/16	Kansas	W	21	19
A	2/17	Kansas	L	10	30
A	2/22	Iowa State	L	7	19
A	2/23	Iowa State	L	17	24
Drake	W	23	13		
Drake	W	26	18		
Nebraska Wesleyan	L	15	18		
H 3/9	Iowa State	L	22	24	
H 3/10	Iowa State	W	24	21	

Season Note: First season on sideline for Coach E.J. Stewart.

1917-18

Overall Record: 7-7
Conference: 4-5 in Missouri Valley (5th)
Home: 3-3 (1-1) Away: 4-4 (3-4)
Coach: Dr. E. J. Stewart

H	Camp Funston	L	14	43
H	Fort Dodge	W	19	16
H	Fort Dodge	L	14	21
A	Washington (Mo.)	L	17	44
A 2/8	Missouri	L	9	22
A 2/9	Missouri	L	8	16
H 2/15	Kansas	W	24	23
H 2/16	Kansas	L	25	31
A	Nebraska Wesleyan	W	18	10
H	Nebraska Wesleyan	W	24	14
A	Drake	W	32	10
A	Drake	W	21	14
A	Kansas State	W	31	23
A	Kansas State	L	16	26


Season Note: Eighth straight .500 or better record.

1918-19

Overall Record: 10-6
Conference: 10-6 in Missouri Valley (3rd)
Home: 6-3 (6-3) Away: 4-3 (4-3)
Coach: Dr. E.J. Stewart

A	1/22	Drake	W	34	13
A	1/23	Grinnell	W	24	14
A	1/24	Grinnell	L	15	16
A	1/25	Drake	W	24	14
H	1/30	Drake	L	15	22
H	2/1	Drake	W	19	9
H	2/7	Washington (Mo.)	W	35	25
H	2/8	Washington (Mo.)	W	28	13
H	2/14	Missouri	W	28	26
H	2/15	Missouri	W	21	14
A	3/5	Kansas	L	17	31
A	3/6	Kansas	W	29	24
H	3/8	Kansas State	L	32	34
A	3/9	Kansas State	L	21	30
H	3/12	Grinnell	W	27	15
H	3/13	Grinnell	L	21	22

Season Notes: NU finished third in Missouri Valley Conference race...Carl Jackson was first-team all-conference pick, first for Huskers in six seasons...final season for Coach E.J. Stewart.



The 1911-12 team captured the school's first Missouri Valley Conference title.

N 2023-24 NEBRASKA BASKETBALL ALL-TIME RESULTS



1897-1926: GRANT HALL



1927-1976: NEBRASKA COLISEUM



1976-2013: BOB DEVANEY SPORTS CENTER



2013-PRESENT: PINNACLE BANK ARENA

1919-20

Overall Record: 22-2
Conference: No conference affiliation
Home: 11-1 Away: 11-1
Coach: Paul Schlisser

H	12/17	Morningside.....	W	37	14
H	12/18	Morningside.....	W	39	9
H	1/9	Omaha Athletic Club.....	W	51	10
H	1/10	Omaha Athletic Club.....	W	26	23
A	1/13	Hastings.....	W	47	9
A	1/14	Colorado College.....	W	32	19
A	1/15	Colorado College.....	L	23	25
A	1/16	Colorado.....	W	27	16
A	1/17	Colorado.....	W	24	17
H	1/23	South Dakota.....	W	41	12
H	1/24	South Dakota.....	W	33	12
H	2/5	Indiana.....	L	20	24
H	2/6	Indiana.....	W	38	18
H	2/13	Michigan State.....	W	43	26
H	2/14	Michigan State.....	W	39	20
A	2/20	Notre Dame.....	W	25	18
H	2/21	Notre Dame.....	W	31	15
A	2/24	Morningside.....	W	44	12
A	2/25	Morningside.....	W	50	13
A	2/26	Knox (OT).....	W	31	24
A	2/27	Valparaiso.....	W	30	17
A	2/28	Valparaiso.....	W	35	20
H	3/5	Colorado College.....	W	23	9
H	3/6	Colorado College.....	W	33	12

Season Notes: Playing without a conference affiliation for first time since 1906-07 season, Nebraska finished with first 20-win season ever (22 victories)...fewest losses for NU since 1915-16 season...22 wins would stand as school record until 1990-91 campaign...first season on Husker sideline for Coach Paul Schlisser.

1920-21

Overall Record: 15-3
Conference: 9-1 in Missouri Valley (2nd)
Home: 10-1 (6-0) Away: 5-2 (3-1)
Coach: Paul Schlisser

A	1/1	Illinois.....	W	30	25
A	1/3	Illinois.....	L	24	26
A	1/4	Illinois Wesleyan.....	W	32	1
H	1/14	Grinnell.....	W	31	10
H	1/15	Grinnell.....	W	28	15
H	1/21	South Dakota.....	W	39	13
H	1/31	Oklahoma.....	W	34	20
H	2/1	Oklahoma.....	W	28	15
A	2/9	Iowa State.....	L	30	38
A	2/10	Iowa State.....	W	32	23
A	2/11	Grinnell.....	W	31	16
A	2/12	Grinnell.....	W	29	22
H	2/18	Notre Dame.....	W	25	18
H	2/19	Notre Dame.....	W	39	21
H	2/25	Colgate.....	L	15	21
H	2/26	Colgate.....	W	24	15
H	3/4	Iowa State.....	W	33	16
H	3/5	Iowa State.....	W	37	11

Season Notes: Nebraska finished second in the conference race with 9-1 mark...final season for Coach Paul Schlisser.

1921-22

Overall Record: 8-9
Conference: 8-8 in Missouri Valley (t-4th)
Home: 4-4 (4-4) Away: 4-5 (4-4)
Coach: Owen A. Frank

A	1/4	Wisconsin.....	L	14	27
H	1/7	Washington (Mo.).....	W	31	23
A	1/9	Iowa State.....	W	21	14
H	1/13	Missouri.....	L	31	46
H	1/14	Grinnell.....	W	27	17
H	1/19	Kansas.....	L	15	25
A	1/27	Oklahoma.....	L	21	29
H	2/4	Iowa State.....	L	7	26
A	2/7	Grinnell.....	W	28	25
A	2/14	Kansas State.....	W	25	24
A	2/18	Drake.....	L	32	34
H	2/22	Oklahoma.....	W	39	34
A	2/24	Missouri.....	L	16	55
A	2/25	Washington (Mo.).....	W	33	32
H	2/28	Drake.....	L	15	29
H	3/3	Kansas State.....	W	21	13

A 3/6 Kansas..... L 18 41
Season Note: In first season under Coach Owen A. Frank, Nebraska finished 8-9 overall, 8-8 in MVC.

1922-23

Overall Record: 6-12
Conference: 5-11 in Missouri Valley (6th)
Home: 2-7 (1-7) Away: 4-5 (4-4)
Coach: Owen A. Frank

A	1/5	Kansas.....	L	20	30
A	1/6	Kansas State.....	W	21	15
H		Drake.....	L	18	30
H		Oklahoma.....	W	25	19
H	1/22	Missouri.....	L	18	33
A	1/25	Drake.....	L	25	36
A	1/26	Iowa State.....	W	21	15
A	1/27	Grinnell.....	W	20	13
H		Grinnell.....	L	17	32
H	2/3	Iowa State.....	L	17	21
A		Oklahoma.....	L	25	31
H	2/12	Kansas.....	L	15	36
H		Kansas State.....	L	14	17
H		Washington (Mo.).....	L	32	34
A	2/24	Missouri.....	L	22	39
A		Washington (Mo.).....	W	24	22
H		Nebraska Wesleyan.....	W	24	22
A		Creighton.....	L	24	46

Season Note: Final season for Coach Owen A. Frank.

1923-24

Overall Record: 11-7
Conference: 10-6 in Missouri Valley (3rd)
Home: 8-2 (7-2) Away: 3-5 (3-4)
Coach: W.E. Kline

A		Kansas City A.C.....	L	18	27
H	1/5	Missouri.....	W	24	18
H		Oklahoma.....	W	35	21
H		Kansas State.....	W	27	14
A	1/17	Kansas State.....	L	23	26
A	1/18	Kansas.....	L	18	19
A		Oklahoma.....	L	20	32
H	1/26	Kansas.....	L	10	13
H		Creighton.....	W	25	21
A		Drake.....	L	15	19
A		Grinnell.....	W	32	19
A	2/8	Missouri.....	W	31	11
A	2/9	Washington (Mo.).....	W	32	18
H		Grinnell.....	W	32	18
H		Washington (Mo.).....	W	38	17
A	2/27	Iowa State.....	W	18	16
H	3/3	Iowa State.....	W	27	14
H		Drake.....	L	12	25

Season Note: Nebraska finished 11-7 in Coach W.E. Kline's rookie season.

1924-25

Overall Record: 12-5
Conference: 11-5 in Missouri Valley (2nd)
Home: 6-2 (6-2) Away: 6-3 (5-3)
Coach: W.E. Kline

A	1/9	Kansas State.....	W	23	11
A	1/10	Oklahoma.....	W	23	18
H	1/17	Drake.....	W	20	8
H	1/31	Kansas.....	L	20	25
H	2/7	Oklahoma.....	W	31	17
H	2/9	Grinnell.....	W	35	27
H	2/13	Kansas State.....	W	32	20
A	2/17	Kansas.....	L	20	28
A	2/20	Washington (Mo.).....	W	24	20
A	2/21	Missouri.....	W	25	20
H	2/24	Iowa State.....	W	37	17
H	2/27	Missouri.....	W	24	21
A	2/28	Creighton.....	W	15	11
A	3/2	Drake.....	L	10	18
A	3/3	Grinnell.....	L	21	36
A	3/4	Iowa State.....	W	28	13
H	3/5	Washington (Mo.).....	L	16	36

Season Notes: In second and final season under Coach W.E. Kline, Huskers finished second to Kansas in Missouri Valley Conference race...Orr Goodson and Mutt Volz were first-team all-conference picks, first time a Husker player had been so honored since 1918-19 season; first time two NU players landed spot on first unit since 1912-13.

1925-26

Overall Record: 8-10
 Conference: 7-7 in Missouri Valley (5th)
 Home: 4-5 (4-3) Away: 4-5 (3-4)
 Coach: Ernest Bearg

H 12/18	South Dakota.....	L	19	20
A 1/2	Kansas City A.C.....	L	20	36
A 1/9	Creighton.....	W	20	15
H 1/16	Grinnell.....	W	24	14
H 1/23	Iowa State.....	W	18	13
A 1/30	Grinnell.....	W	39	18
A 2/1	Iowa State.....	W	27	12
A 2/2	Drake.....	W	23	21
H 2/6	Kansas.....	L	14	25
A 2/9	Kansas State.....	L	26	41
H 2/15	Creighton.....	L	11	15
H 2/16	Kansas State.....	L	21	28
H 2/19	Missouri.....	L	24	26
H 2/20	Washington (Mo.).....	W	26	20
A 2/27	Kansas.....	L	17	30
H 3/1	Drake.....	W	22	21
A 3/5	Missouri.....	L	22	24
A 3/6	Washington (Mo.).....	L	14	22

Season Notes: In only season under Coach Ernest Bearg, Huskers finished 8-10...after playing in Grant Hall since 1897, NU dropped first-ever game in NU Coliseum to Kansas, 25-14.

1926-27

Overall Record: 12-6
 Conference: 7-5 in Missouri Valley (4th)
 Home: 7-2 (4-2) Away: 5-4 (3-3)
 Coach: Charles T. Black

A	Hillyard's.....	L	20	36
A	Kansas State.....	L	23	34
A	Washington (Mo.).....	W	37	20
A 1/15	Missouri.....	W	35	23
A 1/19	Kansas.....	W	27	24
H	Drake.....	L	34	35
H 1/29	Iowa State.....	W	35	19
A	Oklahoma.....	W	37	29
A	Oklahoma State.....	L	24	27
H	Grinnell.....	W	30	22
H	Kansas State.....	W	26	24
H 2/14	Missouri.....	W	27	22
H	Oklahoma.....	W	36	26
H	Washington (Mo.).....	W	41	24
H 2/26	Kansas.....	L	25	34
H	Oklahoma State.....	W	35	25
A 3/3	Iowa State.....	L	24	26
A 3/4	Drake.....	W	46	32

Season Notes: In first season under Coach Charles T. Black, a former Kansas All-American, Huskers finished 12-6 and 7-5 in Missouri Valley, good for fourth place...Clark Smatha earned first-team All-Missouri Valley Conference honors.

1927-28

Overall Record: 7-11
 Conference: 7-11 in Missouri Valley (t-7th)
 Home: 5-4 (5-4) Away: 2-7 (2-7)
 Coach: Charles T. Black

A 12/16	Washington (Mo.).....	L	27	28
A 12/17	Missouri.....	L	15	36
H 1/7	Missouri.....	W	36	26
H 1/9	Washington (Mo.).....	L	19	30
A 1/14	Drake.....	L	28	32
H 1/21	Kansas State.....	L	24	29
H 1/28	Iowa State.....	W	37	26
H 2/4	Oklahoma State.....	L	21	32
A 2/9	Iowa State.....	W	32	26
A 2/10	Grinnell.....	W	35	22
H 2/14	Drake.....	W	34	27
A 2/17	Kansas.....	L	27	33
A 2/18	Kansas State.....	L	22	28
H 2/24	Kansas.....	W	32	28
H 2/25	Oklahoma.....	L	36	38
H 2/28	Grinnell.....	W	35	16
A 3/3	Oklahoma.....	L	28	43
A 3/5	Oklahoma State.....	L	43	47

Season Notes: Entire schedule was played against conference opponents...NU was 7-9 with two games

left, but lost bid for .500 with losses at Oklahoma and Oklahoma State to end season.

1928-29

Overall Record: 11-5
 Conference: 5-5 in Big Six (3rd)
 Home: 6-2 (3-2) Away: 5-3 (2-3)
 Coach: Charles T. Black

H 12/20	South Dakota State.....	W	36	25
A 1/4	Colorado College.....	W	32	24
A 1/5	Colorado College.....	W	48	26
H 1/12	Missouri.....	L	25	30
H 1/15	South Dakota.....	W	46	28
H 1/19	Kansas.....	W	30	29
A 1/24	Kansas State.....	L	21	30
A 1/26	Oklahoma.....	L	20	29
H 2/2	Iowa State.....	W	45	39
A 2/7	Kansas.....	W	37	31
H 2/11	Oklahoma.....	L	34	39
H 2/16	Drake.....	W	37	24
A 2/22	Iowa State.....	L	33	37
A 2/23	Drake.....	W	33	26
A 2/25	Missouri.....	W	39	33
H 3/2	Kansas State.....	W	62	45

Season Notes: After being affiliated with the Missouri Valley Conference since 1907-08, Nebraska, Missouri, Kansas, Kansas State, Iowa State and Oklahoma formed the Big Six...second winning season in three years for Coach Charles T. Black.

1929-30

Overall Record: 9-9
 Conference: 6-4 in Big Six (3rd)
 Home: 6-3 (3-2) Away: 3-6 (3-2)
 Coach: Charles T. Black

A 12/28	Saint Louis.....	L	27	37
A 12/30	Butler.....	L	26	38
A 1/2	West Virginia.....	L	19	45
A 1/4	Pittsburgh.....	L	27	34
A 1/10	Kansas State.....	W	41	39
H 1/11	Montana State.....	L	30	61
H 1/14	South Dakota State.....	W	29	27
A 1/18	Missouri.....	L	21	27
H 1/20	Oklahoma.....	W	35	20
A 1/22	Iowa State.....	W	32	22
H 1/25	Iowa.....	W	41	26
H 2/1	Kansas State.....	L	42	46
A 2/8	Oklahoma.....	W	47	37
A 2/10	Kansas.....	L	20	27
H 2/12	Saint Louis.....	W	45	43
H 2/15	Missouri.....	W	34	31
H 2/22	Iowa State.....	W	52	50
H 3/1	Kansas.....	L	35	36

Season Notes: Nebraska led Big Six in scoring at 34.9 points per game...Don Maclay was first-team All-Big Six center...NU finished two games back of league champion Missouri.

1930-31

Overall Record: 9-9
 Conference: 6-4 in Big Six (2nd)
 Home: 5-4 (3-2) Away: 4-5 (3-2)
 Coach: Charles T. Black

A 12/13	South Dakota.....	W	18	17
H 12/19	Pittsburgh.....	L	22	23
A 12/27	Washington.....	L	38	41
A 12/29	Washington.....	L	24	27
A 12/30	Washington.....	L	32	38
H 1/5	Brigham Young.....	L	44	55
H 1/10	Missouri.....	W	42	32
A 1/17	Oklahoma.....	W	36	30
A 1/19	Kansas (OT).....	W	31	30
H 1/24	Drake.....	W	30	25
H 1/31	Iowa State.....	W	31	19
H 2/2	Butler.....	W	32	14
A 2/7	Missouri.....	L	20	33
A 2/9	Kansas State.....	W	37	31
H 2/14	Kansas.....	L	29	34
A 2/16	Iowa State.....	L	28	42
H 2/24	Kansas State.....	L	30	32
H 2/28	Oklahoma.....	W	41	30

Season Notes: Nebraska's second-place finish in Big Six race was its best since 1924-25 campaign...Huskers

finished one game back of first-place Kansas...center Don Maclay earned All-America honors...Steve Hokuf earned first-team All-Big Six honors as a guard.

1931-32

Overall Record: 3-17
 Conference: 2-8 in Big Six (6th)
 Home: 1-9 (1-4) Away: 2-8 (1-4)
 Coach: Charles T. Black

H 12/12	South Dakota.....	L	36	41
H 12/17	Brigham Young.....	L	27	31
A 12/19	Iowa.....	L	29	34
A 12/28	Wisconsin-Superior.....	L	34	36
A 12/29	Minnesota.....	L	24	32
H 1/4	Carleton.....	L	30	40
A 1/8	Iowa State.....	W	28	24
A 1/9	Drake.....	W	33	19
H 1/12	Kansas.....	L	31	34
A 1/16	Missouri.....	L	18	30
A 1/18	Kansas State.....	L	20	32
H 1/23	Oklahoma.....	L	34	37
H 2/1	Iowa State.....	L	32	33
H 2/6	Kansas State.....	W	32	26
H 2/10	Saint Louis.....	L	28	31
A 2/13	Oklahoma.....	L	32	46
A 2/15	Kansas.....	L	19	51
H 2/26	Missouri.....	L	28	32
A 3/4	Creighton.....	L	18	47
H 3/7	Creighton.....	L	26	28

Season Notes: Three wins were fewest for Huskers since 1900-01 season...last year of NU-Creighton series until 1977-78 campaign...final season for Coach Charles T. Black.

1932-33

Overall Record: 3-13
 Conference: 2-8 in Big Six (t-5th)
 Home: 2-7 (1-4) Away: 1-6 (1-4)
 Coach: William H. Browne

H 12/16	Arkansas.....	L	24	41
A 12/22	Carleton.....	L	19	23
A 12/23	Minnesota.....	L	25	27
H 1/2	Minnesota.....	L	22	32
H 1/3	Stanford.....	L	17	21
A 1/6	Kansas.....	L	29	32
A 1/7	Missouri.....	L	33	37
H 1/14	Kansas State.....	W	31	25
H 1/30	Iowa State.....	L	25	30
H 2/4	Kansas.....	L	20	34
A 2/11	Oklahoma.....	L	35	39
A 2/13	Kansas State.....	L	30	36
H 2/18	South Dakota.....	W	34	25
H 2/25	Missouri.....	L	31	39
A 2/28	Iowa State.....	W	43	16
H 3/4	Oklahoma.....	L	27	38

Season Notes: Huskers finished with three wins for second consecutive season...debut for Coach William H. Browne...Steve Hokuf was first-team All-Big Six pick and earned All-America honors.

1933-34

Overall Record: 7-11
 Conference: 5-5 in Big Six (4th)
 Home: 5-2 (4-1) Away: 2-9 (1-4)
 Coach: William H. Browne

A 12/20	Marquette.....	L	22	25
A 12/21	Northwestern.....	L	22	35
A 12/22	DePaul.....	L	13	33
A 12/29	North Dakota.....	L	22	50
A 12/30	North Dakota State.....	W	32	29
A 1/1	Minnesota.....	L	16	32
A 1/5	Iowa State (OT).....	W	37	31
H 1/9	Kansas.....	W	24	21
A 1/13	Missouri.....	L	26	36
A 1/15	Kansas State.....	L	24	25
H 1/20	Wyoming.....	L	24	33
H 1/27	Oklahoma.....	L	36	44
H 2/3	Kansas State.....	W	38	31
H 2/9	Missouri.....	W	34	27
A 2/17	Oklahoma.....	L	23	53
A 2/19	Kansas.....	L	24	25
H 2/24	Iowa State.....	W	26	21

H 3/3 Saint Louis..... W 29 25
 Season Note: Nebraska lost four straight to open the season, then went 7-7 over last 14 games.

1934-35

Overall Record: 6-12
 Conference: 3-7 in Big Six (5th)
 Home: 6-4 (3-2) Away: 0-8 (0-5)
 Coach: William H. Browne

A 12/15	Wyoming.....	L	23	26
H 12/20	Iowa.....	L	24	31
H 12/22	North Dakota.....	W	34	21
H 12/29	Minnesota.....	W	26	24
H 1/2	Stanford.....	L	31	34
A 1/4	Millikin.....	L	35	36
A 1/5	Saint Louis.....	L	28	30
H 1/12	Iowa State.....	W	32	31
A 1/19	Missouri.....	L	31	32
A 1/21	Kansas State.....	L	41	47
H 1/26	Denver.....	W	34	22
H 2/4	Missouri.....	L	21	23
A 2/9	Oklahoma.....	L	32	38
A 2/11	Kansas.....	L	21	32
H 2/15	Kansas.....	L	24	32
H 2/18	Oklahoma.....	W	32	24
A 2/23	Iowa State.....	L	14	22
H 3/2	Kansas State.....	W	28	21

Season Note: NU won Big Six opener, then dropped six straight in conference play and finished with fourth consecutive losing record.

1935-36

Overall Record: 13-8
 Conference: 7-3 in Big Six (2nd)
 Home: 7-1 (4-1) Away: 6-7 (3-2)
 Coach: William H. Browne


H 12/17	Brigham Young.....	W	53	34
A 12/20	Minnesota.....	W	41	24
A 12/27	Wyoming.....	W	46	42
A 12/28	Brigham Young.....	L	39	46
A 12/30	Utah.....	W	48	47
A 1/3	Santa Clara.....	L	48	61
A 1/4	Stanford.....	L	39	42
A 1/7	Denver.....	L	35	45
H 1/10	Missouri.....	W	31	26
H 1/13	Wyoming.....	W	31	22
A 1/18	Oklahoma.....	W	40	33
A 1/20	Kansas.....	L	23	45
A 1/25	Iowa State (OT).....	L	40	41
H 2/1	Kansas State.....	W	43	30
H 2/3	South Dakota.....	W	48	27
A 2/8	Missouri.....	W	43	33
A 2/10	Kansas State.....	W	40	32
H 2/15	Iowa State.....	W	49	20
H 2/24	Oklahoma.....	W	55	28
H 2/29	Kansas.....	L	36	43

Olympic Playoff
 KC 3/12 Oklahoma State..... L 19 36
 Season Notes: George Wahlquist was first-team All-Big Six selection and earned All-America honors...NU finished second to Kansas in Big Six race, three games back of 10-0 Jayhawks...13 wins were most for Huskers since school-record 22 victories in 1919-20.

1936-37

Overall Record: 13-7
 Conference: 8-2 in Big Six (t-1st)
 Home: 7-1 (4-1) Away: 6-6 (4-1)
 Coach: William H. Browne

A 12/11	South Dakota.....	L	31	33
H 12/19	Montana.....	W	53	39
H 12/21	Minnesota.....	W	29	24
H 12/22	Ohio State.....	W	32	23
A 12/26	Loyola (Ill.).....	L	35	53
A 12/28	Western Reserve.....	W	41	35
A 12/29	Casius.....	L	34	39
A 12/30	St. Thomas (Pa.).....	W	42	41
A 1/1	Temple.....	L	27	43
A 1/2	George Washington.....	L	22	41
A 1/9	Missouri.....	W	31	22
H 1/16	Iowa State.....	W	45	33
H 1/18	Oklahoma.....	L	31	34



Elmer Dohrmann is the all-time leading letterwinner at Nebraska, earning 11 letters, including three each in football, basketball and baseball and two in track. He played basketball at Nebraska from 1936 to 1938, helping the Huskers to a conference title in 1936-37.

A	1/30	Kansas State	W	41	38
A	2/2	Kansas	L	22	27
A	2/12	Oklahoma	W	33	29
H	2/15	Kansas State	W	40	37
H	2/19	Missouri	W	50	21
H	2/27	Kansas	W	37	32
A	3/3	Iowa State	W	48	31

Season Notes: Nebraska closed season with five straight wins to earn a share of Big Six title for first time since 1915-16...Robert Parsons was first-team All-Big Six pick and earned All-America honors...NU had consecutive double-digit win total for first time in more than a decade.

1937-38

Overall Record: 9-11
Conference: 4-6 in Big Six (t-3rd)
Home: 7-3 (3-2) Away: 2-8 (1-4)
Coach: William H. Browne

A	12/11	Ohio State	L	31	42
H	12/17	South Dakota	W	44	28
A	12/20	Minnesota	L	28	33
A	12/23	Indiana	L	42	43
A	12/28	Detroit	L	33	34
A	12/30	Bradley	L	30	50
A	1/1	Niagara	W	43	37
H	1/7	California	W	38	32
H	1/10	Colorado	W	29	18
H	1/14	Missouri	L	18	27
H	1/22	Kansas State	W	46	32
A	1/29	Iowa State	W	35	32
A	2/2	Kansas	L	33	48
A	2/5	Oklahoma	L	48	50
H	2/9	Oklahoma	W	52	42
A	2/12	Missouri	L	30	38
H	2/14	Iowa State	W	50	23
H	2/19	Loyola (Ill.)	W	39	38
A	2/21	Kansas State	L	29	41
H	2/26	Kansas	L	47	50

Season Note: Robert Parsons was first-team All-Big Six pick for second straight season.

1938-39

Overall Record: 7-13
Conference: 3-7 in Big Six (5th)
Home: 5-5 (3-2) Away: 2-8 (0-5)
Coach: William H. Browne

H	12/10	South Dakota	W	44	30
H	12/17	Bradley	L	24	39
H	12/21	Minnesota	L	37	66
H	12/23	Wyoming	W	38	30
A	12/26	California	W	46	43
A	12/27	California	L	30	58
A	12/29	UCLA	W	35	30
A	12/30	UCLA	L	40	42
A	1/3	Stanford	L	47	56
H	1/14	Kansas	W	48	37
A	1/17	Kansas State	L	38	43
A	1/21	Missouri	L	41	54
A	1/28	Oklahoma	L	39	56
H	1/30	Iowa State	W	51	44
H	2/8	Kansas State	W	42	34
A	2/14	Kansas	L	46	49
H	2/18	Missouri	L	36	46
H	2/24	DePaul	L	33	37
A	2/27	Iowa State	L	28	41
H	3/4	Oklahoma	L	45	53

Season Notes: NU ended season with five straight losses; recorded second consecutive losing season...Oklahoma, a team that swept the Huskers, represented the Big Six in first NCAA Tournament.

1939-40

Overall Record: 6-12
Conference: 2-8 in Big Six (t-4th)
Home: 5-6 (2-3) Away: 1-6 (0-5)
Coach: William H. Browne

H	12/9	South Dakota	W	39	15
H	12/15	Indiana	L	39	49
H	12/20	Stanford	W	48	47
A	12/23	Minnesota	L	37	61
H	12/27	Utah	L	40	63
A	12/30	Wisconsin	W	53	43
H	1/2	Detroit	L	46	47
H	1/6	California	W	46	32
H	1/8	Iowa State	W	44	28
A	1/13	Missouri	L	33	46
A	1/19	Kansas State	L	25	32
A	1/23	Kansas	L	24	40

H	1/27	Oklahoma	L	41	56
H	2/3	Missouri	L	40	41
A	2/9	Oklahoma	L	28	45
H	2/13	Kansas State	W	61	28
A	2/17	Iowa State	L	33	40
H	2/24	Kansas	L	41	48

Season Notes: Nebraska dropped eight of last nine games to spoil Coach W.H. Browne's final season... Huskers dropped 10-point decision to eventual national champion Indiana at Lincoln in second game of season.

1940-41

Overall Record: 8-10
Conference: 6-4 in Big Six (3rd)
Home: 5-4 (3-2) Away: 3-6 (3-2)
Coach: A.J. Lewandowski

A	12/6	South Dakota	L	39	40
H	12/14	Marquette	W	35	20
H	12/18	Kentucky	W	40	39
H	12/21	Minnesota	L	36	43
A	12/26	California	L	24	30
A	12/27	Stanford	L	46	57
A	12/30	Oregon State	L	38	61
H	1/4	Wisconsin	L	31	46
H	1/7	Kansas State	W	33	23
H	1/10	Oklahoma	L	29	40
A	1/17	Kansas State	L	32	35
H	1/20	Missouri	W	40	29
A	1/25	Iowa State	W	38	35
H	2/1	Iowa State	W	41	36
A	2/10	Kansas	L	38	44
A	2/15	Missouri	W	38	36
A	2/22	Oklahoma	W	43	42
H	3/1	Kansas	L	53	55

Season Notes: Two-point loss to Kansas in season finale kept Nebraska from .500 record for first time since 1936-37 season...Sid Held and Don Fritz earned first-team All-Big Six honors...first season of five-year tenure for Coach A.J. Lewandowski...for second straight year, NU lost game to eventual national champion (Wisconsin) in non-league play.

1941-42

Overall Record: 6-13
Conference: 4-6 in Big Six (4th)
Home: 4-4 (3-2) Away: 2-9 (1-4)
Coach: A.J. Lewandowski

H	12/12	South Dakota	W	48	28
A	12/15	Indiana	L	29	56
A	12/16	Kentucky	L	27	42
H	12/20	UCLA	L	36	42
H	12/22	Oregon	L	42	49
A	12/27	Minnesota	L	32	56
A	12/29	Detroit	L	29	33
A	12/30	Iowa	W	41	34
H	1/6	Kansas State	W	44	38
H	1/12	Missouri	W	51	45
A	1/17	Kansas	L	32	51
H	1/24	Great Lakes	L	40	50
A	1/31	Iowa State	L	33	39
A	2/2	Kansas State	L	35	38
H	2/7	Iowa State	W	39	31
A	2/14	Kansas	L	30	58
A	2/16	Oklahoma	L	29	37
H	2/21	Oklahoma	L	41	46
A	2/28	Missouri	W	41	40

Season Note: After 2-0 Big Six start, NU lost four straight and seven of last nine games to finish with sub-.500 record for fifth straight season.

1942-43

Overall Record: 6-10
Conference: 5-5 in Big Six (t-3rd)
Home: 4-4 (3-2) Away: 2-6 (2-3)
Coach: A.J. Lewandowski

A	12/7	South Dakota	L	30	40
A	12/12	Illinois	L	27	69
H	12/19	Iowa	W	52	43
H	12/30	Indiana	L	39	40
A	1/5	Kansas State	W	41	32
A	1/16	Missouri	W	39	36
A	1/18	Iowa State	L	38	50
H	1/21	Gardner Naval	L	37	52

H	1/30	Oklahoma	L	32	56
KC	2/6	Gardner Naval	L	37	43
H	2/13	Kansas	L	24	56
H	2/17	Kansas State (OT)	W	50	47
H	2/20	Missouri	W	56	50
A	2/23	Kansas	L	33	52
H	2/27	Iowa State	W	51	36
A	3/1	Oklahoma	L	48	65

Season Notes: Huskers swept Missouri third straight season...also swept Kansas State for first time in seven seasons.

1943-44

Overall Record: 2-13 Conference: 1-9 in Big Six (t-5th)
Home: 2-5 (1-4) Away: 0-8 (0-5)
Coach: A.J. Lewandowski

A	12/10	Iowa	L	33	50
A	12/11	DePaul	L	15	55
A	12/13	Minnesota	L	21	40
H	12/18	South Dakota	W	41	31
A	1/8	Iowa State	L	24	56
A	1/15	Kansas	L	27	51
A	1/17	Oklahoma	L	35	45
H	1/22	Minnesota	L	32	45
H	2/1	Kansas State	W	54	47
H	2/5	Missouri (OT)	L	32	36
A	2/12	Missouri	L	29	44
A	2/14	Iowa State	L	35	58
H	2/19	Kansas	L	47	56
H	2/26	Oklahoma	L	32	43
A	2/29	Kansas State	L	37	40

Season Notes: Fewest wins in season for Huskers since 1897-98 campaign...Nebraska failed to win road game for first time in eight years.

1944-45

Overall Record: 2-17 Conference: 1-9 in Big Six (6th)
Home: 2-7 (1-4) Away: 0-10 (0-5)
Coach: A.J. Lewandowski


H	12/16	Iowa	L	45	61
H	12/22	Minnesota	L	54	55
KC	12/23	Kansas State	L	46	49
H	12/27	Pentahlon	W	54	40
A	12/29	Illinois	L	39	71
A	12/30	Indiana	L	42	65
H	1/3	Oklahoma	L	37	44
A	1/8	Iowa State	L	38	50
A	1/12	Kansas	L	33	48
A	1/13	Oklahoma*	L	45	48
A	1/15	NATTC**	L	34	57
A	1/20	Kansas State	L	48	70
H	1/30	Navy Pre-Flight	L	42	62
H	2/3	Missouri	L	41	47
H	2/10	Kansas	W	59	45
A	2/17	Missouri (2OT)	L	54	55
A	2/19	Iowa State	L	45	47
A	2/20	Navy Pre-Flight***	L	41	55
H	2/24	Kansas State	L	47	55

*at Oklahoma City, Okla.; **at Norman, Okla.; ***at Iowa City, Iowa
Season Notes: Final season for Coach A.J. Lewandowski... Huskers lost 10 straight from Dec. 27 through Feb. 3, ended streak with 14-point homecourt win over Kansas, then lost final four games of season.

1945-46

Overall Record: 7-13
Conference: 3-7 in Big Six (t-4th)
Home: 5-4 (2-3) Away: 2-9 (1-4)
Coach: L.F. Klein

A	12/8	Minnesota	L	30	55
H	12/11	South Dakota	W	52	29
KC	12/14	Missouri	L	54	63
KC	12/15	Kansas State	W	62	47
A	12/17	Iowa	L	35	61
H	12/20	Illinois	L	51	62
H	12/28	Oregon State	W	48	40
A	12/29	Bradley	L	33	53
A	12/31	Marquette	L	36	49
H	1/2	Kansas State	W	44	37
A	1/7	Oklahoma	L	48	70
H	1/11	Kansas	L	45	56



Before starring with the New York Yankees, Bob Cerv lettered for the NU cagers from 1947 to 1950, one of seven athletes in NU history to earn eight or more monograms. Cerv was inducted into the Nebraska Athletics Hall of Fame in 2021.

A	1/14	Iowa State.....	L	39	57
A	1/18	Missouri.....	W	44	42
H	2/1	South Dakota State.....	W	52	50
H	2/8	Iowa State.....	L	45	57
H	2/11	Oklahoma.....	L	44	51
A	2/15	Kansas.....	L	30	72
H	2/25	Missouri.....	W	42	39
A	2/28	Kansas State.....	L	49	54

Season Note: L.F. Klein replaced A.J. Lewandowski as NU head coach and guided Huskers to 7-13 record in only season on bench.

1946-47

Overall Record: 10-14
Conference: 3-7 in Big Six (t-5th)
Home: 7-4 (3-2) Away: 3-10 (0-5)
Coach: Harry Good

H	12/4	South Dakota.....	W	68	37
H	12/7	Ottumwa Navy.....	W	65	45
H	12/9	Drake.....	W	48	44
Big Six Holiday Tournament					
KC	12/12	Arkansas.....	L	46	57
KC	12/13	Iowa State.....	W	54	51
KC	12/14	Oklahoma.....	L	52	63
H	12/17	St. Mary's (Calif.).....	L	54	58
H	12/23	Minnesota.....	L	58	66
A	12/28	Illinois.....	L	37	72
A	12/30	Louisville.....	L	53	68
A	12/31	Western Kentucky.....	L	56	74
A	1/4	Kansas State.....	L	54	63
H	1/6	Oklahoma.....	W	44	41
H	1/14	Kansas.....	W	48	46
A	1/18	Missouri.....	L	41	47
A	1/20	Iowa State.....	L	44	61
A	1/31	Drake.....	W	65	44
A	2/1	Ottumwa Navy.....	W	72	53
H	2/4	South Dakota State.....	W	53	34
H	2/10	Iowa State.....	L	54	56
A	2/15	Kansas.....	L	37	69
A	2/17	Oklahoma.....	L	49	63
H	2/22	Missouri.....	L	49	60
H	2/27	Kansas State.....	W	54	50

Season Notes: NU was 9-10 with five games to go, but

lost four of last five games to end 10-14...Harry Good became the NU head coach after several seasons at the University of Indiana...first year of league-sponsored Holiday Tournament at Kansas City, Mo., an event that lasted through 1978-79.

1947-48

Overall Record: 11-13
Conference: 5-7 in Big Seven (5th)
Home: 6-4 (3-3) Away: 5-9 (2-4)
Coach: Harry Good

H	12/8	Purdue.....	L	56	60
A	12/13	Minnesota.....	L	59	63
H	12/16	South Dakota.....	W	65	38
Big Seven Holiday Tournament					
KC	12/18	Missouri.....	W	46	44
KC	12/19	Oklahoma State.....	L	46	47
KC	12/20	Kansas (OT).....	L	60	64
H	12/23	Colorado State.....	W	67	47
A	12/27	Stanford*.....	W	51	47
A	12/29	San Jose State.....	L	38	39
A	12/30	Nevada-Reno.....	L	58	63
A	1/2	Northern Colorado.....	W	58	54
A	1/6	Iowa State.....	L	44	55
H	1/12	Missouri.....	L	54	66
A	1/17	Colorado.....	W	59	55
H	1/31	Kansas State.....	L	45	64
H	2/3	South Dakota State.....	W	66	56
A	2/7	Kansas.....	W	61	57
A	2/9	Oklahoma.....	L	57	79
A	2/14	Missouri.....	L	41	47
H	2/21	Iowa State.....	W	62	57
H	2/25	Colorado.....	W	58	53
A	2/27	Kansas State.....	L	49	56
H	3/1	Oklahoma.....	L	74	81
H	3/6	Kansas.....	W	70	64

*San Francisco, Calif.
Season Notes: Claude Retherford led team in scoring, tallied school single-season record 244 points...Huskers were 10-11 going into final three games of season and had shot at first winning season since 1935-36, but dropped two of those games for 11th straight losing season...Colorado joined Big Six and the league changed

its name to the Big Seven...NU led Big Seven in scoring at 55.9 points per game for all games.

1948-49

Overall Record: 16-10
Conference: 9-3 in Big Seven (t-1st)
Home: 9-2 (5-1) Away: 7-8 (4-2)
Coach: Harry Good

H	12/1	NW Missouri State.....	W	59	39
H	12/6	Minnesota.....	L	52	61
H	12/11	Northern Iowa.....	W	63	52
A	12/17	Purdue.....	L	47	64
A	12/18	Cincinnati.....	L	46	64
A	12/20	Duquesne.....	L	49	55
A	12/21	Western Reserve.....	W	83	80
Big Seven Holiday Tournament					
KC	12/28	Kansas State.....	L	34	48
KC	12/29	Missouri.....	L	50	52
KC	12/30	Harvard.....	W	56	54
H	1/8	Kansas.....	W	52	34
H	1/11	Washington (Mo.).....	W	48	45
H	1/15	Iowa State.....	W	71	50
H	1/29	South Dakota.....	W	72	50
H	1/31	Kansas State.....	W	70	48
H	2/5	Colorado.....	W	45	43
A	2/12	Kansas.....	W	49	39
A	2/14	Oklahoma.....	L	45	47
A	2/19	Iowa State.....	W	44	41
H	2/21	Missouri.....	W	47	46
A	2/26	Colorado.....	W	56	45
A	3/1	Kansas State.....	L	28	53
H	3/5	Oklahoma.....	L	49	56
A	3/7	Missouri.....	W	52	48

Big Seven Playoff
KC 3/14 Oklahoma..... W 57 56
NCAA District Tournament
KC 3/16 Oklahoma State (2)..... L 35 52
Season Notes: Cornhuskers tied Oklahoma for first-place in league, beat Sooners in league playoff for spot in NCAA District Tournament...first NU title on hardwood since 1936-37 season...Claude Retherford led team in scoring for third straight year, finished with then-school single-season record 311 points...Retherford was first-team All-Big Seven pick, led conference in scoring for league games-only at 12.4 points per game and was conference MVP...Bus Whitehead also earned first-team all-conference honors...for second straight year, NU led league in scoring with 52.3 average.

1949-50

Overall Record: 16-7
Conference: 8-4 in Big Seven (t-1st)
Home: 12-1 (5-1) Away: 4-6 (3-3)
Coach: Harry Good

H	12/3	South Dakota State.....	W	61	32
H	12/7	NW Missouri State.....	W	58	39
A	12/12	Bradley (1).....	L	54	64
H	12/14	Northern Iowa.....	W	60	54
H	12/17	Baylor.....	W	69	55
H	12/19	Northern Colorado.....	W	63	43
H	12/23	Idaho.....	W	66	45
Big Seven Holiday Tournament					
KC	12/28	Colorado.....	L	57	67
KC	12/29	Michigan.....	L	65	67
KC	12/30	Iowa State (OT).....	W	85	67
H	1/2	South Dakota.....	W	47	40
H	1/10	Kansas.....	W	57	56
H	1/14	Iowa State.....	W	64	46
A	1/16	Colorado.....	L	59	72
H	1/30	Kansas State (OT, 12).....	W	65	63
H	2/6	Missouri.....	W	50	41
A	2/11	Kansas.....	L	36	49
A	2/13	Oklahoma.....	W	57	55
H	2/18	Colorado.....	W	59	49
A	2/20	Missouri.....	W	55	48
A	2/25	Iowa State (OT).....	W	56	54
H	3/4	16/Oklahoma.....	L	48	64
A	3/11	Kansas State (14).....	L	60	63

Season Notes: Nebraska tied Kansas and Kansas State for Big Seven title; second straight year Huskers earned share of conference crown...NU went into final regular-season game with chance to win crown outright, but dropped three-point decision at Kansas State, forced to settle

for tie with Jayhawks and Wildcats...Huskers finished seventh in Big Seven Holiday tourney, but opened league play 4-1, then after 13-point loss at Kansas, rebounded to win four straight before losing back-to-back games to end season...Bus Whitehead was first-team All-Big Seven performer, led Cornhuskers in scoring and tallied then-single-season record 360 points...NU made first-ever appearance in AP poll at No. 16 the week of Feb. 28.

1950-51

Overall Record: 9-14 Conference:
4-8 in Big Seven (5th)
Home: 7-2 (4-2) Away: 2-12 (0-6)
Coach: Harry Good

A	12/2	Minnesota.....	L	41	55
H	12/4	NW Missouri State.....	W	61	39
A	12/8	Washington.....	L	49	54
A	12/9	Washington.....	L	53	71
A	12/11	California*.....	L	59	62
A	12/12	Santa Clara.....	W	53	38
H	12/19	Northern Iowa.....	W	63	55
Big Seven Holiday Tournament					
KC	12/28	Missouri (9).....	W	54	52
KC	12/29	Kansas State.....	L	53	72
KC	12/30	Kansas (10).....	L	47	63
H	1/3	South Dakota.....	W	74	49
A	1/6	Kansas (20).....	L	41	66
H	1/8	Iowa State.....	W	51	49
A	1/15	Colorado.....	L	45	51
A	2/2	Iowa State.....	L	51	67
H	2/5	Kansas State (4).....	L	50	79
H	2/10	Kansas (20).....	L	52	61
A	2/12	Oklahoma.....	L	49	72
H	2/19	Missouri.....	W	54	52
H	2/24	Colorado.....	W	58	45
A	2/26	Kansas State (5).....	L	48	74
H	3/3	Oklahoma.....	W	46	44
A	3/7	Missouri.....	L	57	68

*San Francisco, Calif.
Season Notes: After a 1-1 start in league play, NU lost five straight, before winning three of last five league games...Bob Pierce averaged team-high 16.7 points, broke NU single-season scoring mark with 384 points...Jim Buchanan was only other player in double digits.

1951-52

Overall Record: 7-17
Conference: 3-9 in Big Seven (7th)
Home: 7-4 (3-3) Away: 0-13 (0-6)
Coach: Harry Good

H	12/1	Northern Iowa.....	W	60	44
H	12/8	Minnesota.....	L	55	63
H	12/11	NW Missouri State.....	W	59	43
H	12/15	Fresno State.....	W	72	48
A	12/19	Southern Methodist.....	L	55	61
A	12/20	Texas Christian (OT).....	L	57	58
A	12/21	Tampa.....	L	76	81
A	12/22	Miami.....	L	60	70
Big Seven Holiday Tournament					
KC	12/27	Kansas State (8).....	L	67	87
KC	12/28	Colorado.....	L	63	68
KC	12/29	Iowa State.....	L	66	75
H	1/5	Colorado.....	W	63	61
A	1/12	Kansas State (7).....	L	36	71
H	1/14	Kansas (1).....	L	66	69
H	1/26	South Dakota.....	W	82	59
A	1/28	Iowa State.....	L	72	78
H	2/2	Missouri.....	L	55	60
H	2/9	Oklahoma.....	W	67	66
A	2/11	Colorado.....	L	65	67
A	2/16	Kansas (9).....	L	52	90
A	2/18	Oklahoma.....	L	59	65
H	2/25	Iowa State.....	W	75	53
H	3/1	Kansas State (3).....	L	60	75
A	3/3	Missouri.....	L	53	68

Season Notes: Huskers posted second straight losing record and finished last in league for first time since 1944-45 campaign...guard Jim Buchanan earned All-America honors and was first-team All-Big Seven pick...Buchanan led Huskers in scoring with 16.7 average.

N 2023-24 NEBRASKA BASKETBALL

ALL-TIME RESULTS

1952-53

Overall Record: 9-11
 Conference: 4-8 in Big Seven (6th)
 Home: 5-4 (2-4) Away: 4-7 (2-4)
 Coach: Harry Good

H	12/6	South Dakota	W	65	53
A	12/13	Minnesota	L	62	71
H	12/17	Springfield	W	82	73
A	12/20	Bradley	W	73	65
Big Seven Holiday Tournament					
KC	12/27	Kansas	L	66	73
KC	12/29	Iowa State	W	83	79
KC	12/30	Colorado	L	53	67
H	1/3	Harvard	W	92	53
A	1/5	Colorado	W	80	65
H	1/12	Kansas	L	59	65
H	1/17	Iowa State	L	60	78
H	1/19	Missouri	W	73	62
H	2/7	Kansas State (5)	W	80	67
H	2/9	Colorado	L	78	86
A	2/14	Kansas (14)	L	58	77
A	2/16	Oklahoma	W	59	53
A	2/21	Missouri	L	59	66
H	2/28	Oklahoma	L	70	78
A	3/2	Iowa State	L	66	93
A	3/10	Kansas State (8)	L	80	108

Season Notes: Huskers were 8-5 at one point, but lost six of final seven games to post third straight losing season...Bill Johnson led team in both scoring (13.9) and rebounding (9.4).

1953-54

Overall Record: 8-13
 Conference: 5-7 in Big Seven (t-4th)
 Home: 6-3 (4-2) Away: 2-10 (1-5)
 Coach: Harry Good

A	12/5	Minnesota	L	64	75
H	12/12	Iowa	W	81	70
H	12/15	South Dakota	W	70	53
A	12/19	Oregon State (11)	L	55	83
A	12/21	Oregon	L	68	84
A	12/22	Oregon	L	72	74
Big Seven Holiday Tournament					
KC	12/26	Kansas State	W	78	74
KC	12/29	Oklahoma	L	70	86
KC	12/30	Missouri	L	57	72
A	1/4	Iowa State	W	74	60
H	1/9	Oklahoma	W	76	72
H	1/11	Kansas State	W	88	75
H	1/18	Missouri	W	80	72
A	2/6	Kansas State	L	70	91
H	2/8	Colorado	L	67	75
A	2/13	Kansas (20)	L	68	79
A	2/15	Oklahoma	L	68	76
A	2/20	Colorado	L	58	83
H	2/22	Kansas (17)	L	62	67
H	2/27	Iowa State	W	78	65
A	3/1	Missouri	L	67	82

Season Notes: Huskers got off to 3-6 start, opened Big Seven play with four straight wins, but lost six straight and seven of their final eight games to finish 8-13...Bill Johnson led team in both scoring (18.2) and rebounding (11.2) for second straight season...Johnson's scoring average stood as NU record for 13 seasons...Johnson grabbed NU single-game record 26 rebounds in Jan. 4 game at Iowa State.

1954-55

Overall Record: 9-12
 Conference: 6-6 in Big Seven (t-3rd)
 Home: 7-1 (5-1) Away: 2-11 (1-5)
 Coach: Jerry Bush

A	12/6	Iowa (4)	L	61	84
H	12/11	South Dakota	W	87	51
A	12/18	Bradley	W	93	68
A	12/20	Alabama (19)	L	76	88
A	12/22	Memphis State	L	79	86
Big Seven Holiday Tournament					
KC	12/27	Missouri (7)	L	58	75
KC	12/29	Colorado	L	47	89
KC	12/30	Kansas (16)	L	66	69
H	1/4	Iowa State	W	76	63
A	1/8	Missouri (9)	L	59	67

H	1/11	Kansas State	W	69	59
H	1/15	Kansas	W	66	62
H	1/21	NW Missouri State	W	74	54
A	2/5	Kansas State	L	62	79
H	2/7	Colorado	W	84	77
H	2/12	Oklahoma	W	75	67
H	2/14	Missouri (14)	L	73	76
A	2/19	Oklahoma	W	68	55
A	2/21	Oklahoma	L	76	78
A	2/26	Iowa State	L	75	82
A	3/5	Colorado	L	66	77

Season Notes: Under the direction of first-year mentor Jerry Bush, the Huskers finished 9-12...Bush, who replaced Harry Good as NU's coach, came to Lincoln after posting a 129-59 record in seven years at Toledo... Huskers were 9-9 after 18 games, but lost last three games to record school's fifth straight losing season... Willard Fagler led team in scoring with 13.6 average, while Rex Ekwall averaged team-high 11.5 rebounds per game.

1955-56

Overall Record: 7-16
 Conference: 3-9 in Big Seven (6th)
 Home: 5-5 (2-4) Away: 2-11 (1-5)
 Coach: Jerry Bush

A	12/3	Iowa	L	51	60
H	12/9	Texas Tech (OT)	W	69	63
A	12/10	Michigan	L	71	77
A	12/12	Wichita State	L	46	71
H	12/16	UCLA	W	71	65
A	12/19	Wisconsin	L	52	71
H	12/21	Vanderbilt (8)	L	48	66
Big Seven Holiday Tournament					
KC	12/28	Missouri	L	66	71
KC	12/29	Cornell (N.Y.)	W	70	69
KC	12/30	Kansas State	L	51	79
A	1/7	Colorado	L	63	78
H	1/16	Missouri	W	83	77
H	1/21	Colorado	L	50	77
H	2/4	Emporia State	W	72	59
H	2/6	Kansas State	L	52	66
A	2/11	Kansas	L	56	80
A	2/13	Oklahoma (OT)	W	68	61
H	2/18	Iowa State (OT)	L	69	71
A	2/20	Kansas State	L	50	73
H	2/25	Kansas	L	56	60
H	3/3	Oklahoma (OT)	W	64	63
A	3/5	Missouri	L	80	88
A	3/9	Iowa State	L	74	94

Season Notes: Biggest win of season was 71-65 homecourt decision over eventual Pac-8 Conference champion UCLA, the only time an NU team beat a John Wooden-coached Bruin squad...three of NU's seven wins were in overtime...Rex Ekwall led NU in both scoring (14.9) and rebounding (10.7).

1956-57

Overall Record: 11-12
 Conference: 5-7 in Big Seven (t-4th)
 Home: 7-2 (4-2) Away: 4-10 (1-5)
 Coach: Jerry Bush

A	11/30	UCLA	L	56	69
A	12/1	UCLA	L	60	78
H	12/3	Iowa	W	67	43
H	12/8	Michigan	W	73	60
H	12/10	Wisconsin	W	53	51
A	12/17	Purdue	W	65	62
A	12/20	Texas Tech	W	67	66
A	12/22	Vanderbilt	L	54	78
Big Seven Holiday Tournament					
KC	12/27	Michigan State	L	65	79
KC	12/28	Missouri	W	70	65
KC	12/29	Iowa State (14)	L	69	89
H	1/7	Colorado	W	74	52
A	1/12	Colorado	L	56	60
A	1/19	Missouri	W	84	65
A	2/4	Kansas State	L	53	89
H	2/9	Kansas (2)	L	54	69
A	2/11	Missouri	W	53	49
A	2/16	Iowa State (9)	L	47	59
H	2/18	Kansas State (17)	L	56	81
A	2/23	Kansas (2)	L	60	87

A	2/25	Oklahoma	L	53	55
H	3/6	Oklahoma	W	64	55
H	3/9	Iowa State (17)	W	67	58

Season Notes: After 0-2 start, Huskers won five straight games, with four of those victories against Big Ten schools...NU was 8-6 after Jan. 19 win over Missouri, but dropped five of its next seven games for seventh straight losing season...Rex Ekwall led team in both scoring (13.3) and rebounding (9.3).

1957-58

Overall Record: 10-13
 Conference: 5-7 in Big Seven (t-4th)
 Home: 9-2 (5-1) Away: 1-11 (0-6)
 Coach: Jerry Bush

H	12/2	South Dakota State	W	64	52
H	12/5	Wyoming	W	77	66
A	12/7	Michigan	L	57	81
A	12/9	Notre Dame (15)	L	56	69
H	12/14	Purdue	L	61	70
H	12/16	Denver	W	68	63
H	12/19	Ohio	W	61	53
A	12/21	Marquette	L	64	79
Big Seven Holiday Tournament					
KC	12/27	Princeton	W	74	64
KC	12/28	Kansas State (3)	L	57	88
KC	12/30	Iowa State (20)	L	51	61
A	1/6	Missouri	L	54	55
A	1/11	Kansas State (4)	L	59	74
H	1/13	Oklahoma (14)	W	57	54
H	1/18	Iowa State	L	52	57
A	2/1	Iowa State	L	63	78
A	2/8	Kansas (2)	L	46	102
A	2/10	Oklahoma (20)	L	39	66
H	2/12	Missouri (OT)	W	67	62
H	2/17	Colorado	W	50	41
H	2/22	Kansas (4)	W	43	41
H	3/3	Kansas State (1)	W	55	48
A	3/8	Colorado	L	52	54

Season Notes: After splitting its first eight games, NU lost eight of its next nine games before winning four of final five games...two of the school's most-memorable wins came late in season...Kansas handed NU its worst loss ever, 102-46, at Lawrence, but Huskers avenged loss by knocking off fourth-ranked Jayhawks in Lincoln, 43-41...NU guard Jimmy Kubacki hit a 15-foot jumper with two seconds left to give the Huskers the win over the Wilt Chamberlain-led Jayhawks...nine days later, the Huskers shocked No. 4 Kansas State and Omaha

native Bob Boozer...K-State went into March 3 game ranked fourth in AP poll, but was No. 1 when the new poll was released on March 4...Wilson Fitzpatrick and Gary Reimers both averaged a team-best 11.5 points per game, while Herschell Turner led team in rebounding with an 8.2 average.

1958-59

Overall Record: 12-13
 Conference: 5-9 in Big Eight (t-5th)
 Home: 9-3 (4-3) Away: 3-10 (1-6)
 Coach: Jerry Bush

H	12/1	NW Missouri State	W	85	44
H	12/6	Montana State	W	75	43
H	12/8	Marquette (17)	W	62	70
A	12/13	Minnesota	L	57	68
H	12/15	Texas Tech	W	54	46
A	12/18	Bradley (11)	L	48	85
A	12/20	Michigan State (11)	L	55	80
Big Eight Holiday Tournament					
KC	12/27	Oklahoma State	W	55	48
KC	12/29	Colorado	L	50	54
KC	12/30	Oklahoma	W	60	43
A	1/5	Colorado	L	50	57
H	1/10	Oklahoma State	W	47	44
H	1/12	Missouri	W	81	69
H	1/17	Iowa State	W	52	49
H	1/31	Detroit	W	91	77
H	2/2	Kansas State (3)	L	43	50
A	2/7	Oklahoma State	L	39	54
A	2/9	Oklahoma	L	48	54
H	2/14	Kansas	L	55	63
A	2/21	Kansas	L	50	66
H	2/23	Colorado	W	62	61
A	2/28	Iowa State	L	56	59
A	3/2	Missouri	W	81	79
H	3/5	Oklahoma	L	54	65
A	3/9	Kansas State (2)	L	54	76

Season Notes: NU finished with best record in nine-year tenure of Coach Jerry Bush...NU was 12-11 heading into final two games, and needed one win to secure first winning season since 1949-50, but it dropped both games to finish 12-13...Herschell Turner led team in scoring (17.1) and rebounding (9.8)...Turner was first-team All-Big Eight pick and third-team All-America... Turner's scoring average was best for NU player since Bill Johnson's 18.2 mark in 1953-54...Oklahoma State's addition to the league made the Big Seven the Big Eight.



Herschell Turner (left) earned third-team All-America honors under Coach Jerry Bush in 1959. Turner was also a two-time All-Big Eight performer for the Huskers.



1959-60

Overall Record: 7-17
 Conference: 4-10 in Big Eight (t-7th)
 Home: 6-5 (4-3) Away: 1-12 (0-7)
 Coach: Jerry Bush

H	12/5	Air Force	W	68	54
H	12/7	Minnesota	W	76	66
H	12/14	Notre Dame	L	62	70
H	12/17	Michigan State (2OT)	L	80	82
A	12/19	Oregon State	L	60	63
N*	12/21	Oregon State	L	65	67
A	12/23	Montana State	L	58	64
Big Eight Holiday Tournament					
KC	12/26	Colorado	L	55	64
KC	12/29	Kansas State	L	63	71
KC	12/30	Missouri	W	78	67
A	1/4	Iowa State	L	53	57
H	1/9	Kansas	L	47	60
A	1/11	Missouri	L	61	69
A	1/16	Colorado (OT)	L	57	62
H	1/30	Colorado	L	54	58
H	2/1	Missouri	W	64	59
A	2/6	Oklahoma State	L	47	52
A	2/8	Oklahoma	L	54	63
H	2/13	Iowa State	W	69	49
H	2/20	Kansas State	W	70	60
H	2/22	Oklahoma	L	49	50
H	2/27	Oklahoma State	W	54	47
A	3/5	Kansas State	L	74	83
A	3/7	Kansas	L	74	79

*Portland, Ore.
 Season Notes: After a 2-0 start, NU lost seven straight and 12 of its next 13 games and went on to finish 7-17... Herschell Turner was a first-team All-Big Eight performer after leading team in scoring (15.9) and rebounding (8.0) for second straight season...Turner became first 1,000-point scorer in school history with 1,056 points.

1960-61

Overall Record: 10-14
 Conference: 4-10 in Big Eight (6th)
 Home: 7-5 (3-4) Away: 3-9 (1-6)
 Coach: Jerry Bush

H	12/1	Northern Iowa	W	78	68
H	12/3	Wichita State	L	63	65
H	12/7	Utah State	W	65	60
H	12/13	Denver	W	77	52
A	12/17	Detroit (3)	L	62	71
A	12/19	Cincinnati	L	60	75
H	12/21	Arizona	W	79	55
Big Eight Holiday Tournament					
KC	12/28	Kansas	L	53	78
KC	12/29	Missouri	W	90	72
KC	12/30	Oklahoma State	W	70	61
H	1/7	Missouri	W	62	48
H	1/9	Colorado (OT)	W	65	61
A	1/14	Colorado*	L	51	66
H	1/21	Iowa State	L	58	66
A	2/4	Oklahoma State	L	47	55
A	2/6	Oklahoma	L	58	69
H	2/11	Kansas	L	33	38
A	2/13	Iowa State	L	62	68
H	2/18	Oklahoma State	L	61	65
H	2/20	Oklahoma	W	83	61
A	2/25	Kansas	W	69	68
H	2/27	Kansas State (8)	L	67	77
A	3/4	Kansas State (7)	L	56	75
A	3/6	Missouri	L	76	97

*CU won game, but later forfeited
 Season Notes: After back-to-back wins over Oklahoma and Kansas in late February, Huskers stood 10-11 and needed two wins in final three games to secure first winning season since 1949-50, but NU lost all three games to finish 10-14...Tom Russell led NU in both scoring (12.5) and rebounding (9.7).

1961-62

Overall Record: 9-16
 Conference: 5-9 in Big Eight (t-5th)
 Home: 5-5 (2-5) Away: 4-11 (3-4)
 Coach: Jerry Bush

A	12/4	Wichita State	L	49	79
H	12/7	Southern Methodist	W	63	60

A	12/9	Air Force	L	49	58
H	12/11	Notre Dame	W	65	61
H	12/16	Ohio	W	81	64
A	12/20	Wyoming	L	70	71
A	12/22	California	L	49	50
A	12/23	Stanford	L	59	72
Big Eight Holiday Tournament					
KC	12/27	Kansas State (5)	L	48	60
KC	12/29	Oklahoma State	W	52	51
KC	12/30	Kansas	L	68	69
A	1/6	Kansas	W	69	67
H	1/10	Oklahoma	W	57	56
H	1/13	Colorado	L	56	58
A	1/20	Iowa State	L	72	84
A	2/3	Kansas State (4)	L	53	72
H	2/5	Oklahoma State	W	57	56
A	2/10	Colorado	L	63	74
H	2/12	Iowa State	L	66	79
A	2/17	Missouri	W	65	63
H	2/21	Kansas	L	70	73
H	2/24	Missouri	L	63	81
A	3/3	Oklahoma State	L	64	65
A	3/5	Oklahoma (OT)	W	71	69
H	3/7	Kansas State (3)	L	60	84

Season Notes: Six losses by three or fewer points gave Huskers 9-16 record rather than 15-10 mark...for second straight season, Tom Russell led NU in both scoring (16.5) and rebounding (8.0)...Russell also ranked seventh nationally in field goal percentage at .560...Russell scored then-school-record 38 points in Huskers' 73-70 homecourt loss to Kansas.

1962-63

Overall Record: 6-19
 Conference: 1-13 in Big Eight (8th)
 Home: 4-9 (1-6) Away: 2-10 (0-7)
 Coach: Jerry Bush

A	12/1	Texas Tech	W	68	66
A	12/3	Houston	L	61	68
H	12/8	Air Force	W	43	39
H	12/10	Northern Iowa	W	78	59
H	12/15	Denver	L	54	63
H	12/17	Miami (Ohio)	W	72	69
H	12/21	Southern California	L	49	58
H	12/22	Southern California	L	53	55
Big Eight Holiday Tournament					
KC	12/26	Iowa State	L	68	82
KC	12/28	Colorado	L	47	59
KC	12/29	Oklahoma	W	93	86
H	1/7	Colorado	L	47	75
A	1/12	Kansas State	L	53	66
A	1/19	Kansas	L	53	72
H	2/2	Kansas State	L	60	72
A	2/4	Iowa State	L	69	83
H	2/9	Missouri	L	61	69
H	2/11	Iowa State	L	54	75
A	2/16	Oklahoma State	L	41	51
A	2/18	Oklahoma	L	77	84
H	2/23	Kansas	L	39	45
H	2/25	Oklahoma State	W	49	48
H	3/2	Oklahoma	L	75	77
A	3/4	Colorado	L	51	80
A	3/6	Missouri	L	72	84

Season Notes: After a 4-2 start, NU lost 14 of next 15 games, including 10 straight to open Big Eight Conference play...Huskers avert winless conference record and snap 10-game losing streak with 49-48 win over Oklahoma State late in February...season was last for Coach Jerry Bush, who resigned following the season after nine years at the helm...the 19 losses were most ever in one year for a Husker team...Darryl Petsch led team in scoring with 14.8 average, while Charlie Jones was club's top rebounder (8.2).

1963-64

Overall Record: 7-18
 Conference: 5-9 in Big Eight (t-6th)
 Home: 6-5 (4-3) Away: 1-13 (1-6)
 Coach: Joe Cipriano

H	12/2	Wyoming	W	79	72
A	12/6	Michigan (8)	L	55	80
A	12/7	Purdue	L	75	81
H	12/9	Texas Tech	L	60	76



Tom Baack (left) and Stu Lantz (right) gave Nebraska two 1,000-point scorers at the same time. The duo helped the Huskers post a 51-24 record, including a 20-win season in 1965-66.

H	12/14	Houston	L	58	64
A	12/20	Southern California	L	73	79
A	12/21	Southern California	L	64	79
Big Eight Holiday Tournament					
KC	12/26	Kansas State	L	78	100
KC	12/28	Oklahoma	L	66	75
KC	12/30	Colorado	L	58	80
A	1/6	Iowa State	W	55	52
H	1/11	Missouri (OT)	W	74	69
A	1/14	Kansas	L	48	74
H	1/18	Oklahoma City	W	74	65
A	2/1	Missouri	L	60	78
H	2/3	Kansas State (OT)	L	66	73
H	2/8	Oklahoma (2OT)	W	76	69
H	2/10	Oklahoma State	W	54	53
H	2/15	Colorado	L	52	60
A	2/17	Kansas State	L	48	50
H	2/22	Iowa State	W	57	55
H	2/24	Kansas	L	55	64
A	2/29	Oklahoma State	L	45	81
A	3/2	Oklahoma	L	76	82
A	3/9	Colorado	L	73	89

Season Notes: After guiding Idaho to a 22-5 record in 1962-63, Joe Cipriano was tabbed as the Huskers' 22nd basketball coach, replacing Jerry Bush, who resigned after the 1962-63 season...NU scored 79-72 win over Wyoming in Cipriano's debut, then lost nine straight before opening Big Eight play with a 55-52 win at Iowa State...Charlie Jones led NU in scoring (12.9) and rebounding (6.8).

1964-65

Overall Record: 10-15
 Conference: 5-9 in Big Eight (t-6th)
 Home: 8-4 (3-4) Away: 2-11 (2-5)
 Coach: Joe Cipriano

A	12/3	Wyoming	L	68	94
H	12/5	Purdue	W	96	85
H	12/7	South Dakota	W	74	63
H	12/12	Michigan (1)	W	74	73
A	12/18	Texas	L	73	77
A	12/20	Texas Tech	L	78	82
H	12/21	California	W	87	80
H	12/22	California	W	63	59
Big Eight Holiday Tournament					
KC	12/28	Colorado	L	52	70
KC	12/29	Oklahoma State	L	61	74
KC	12/30	Iowa State	L	62	69
H	1/4	Kansas	L	56	66

A	1/9	Oklahoma State	L	54	93
A	1/11	Oklahoma	L	82	89
H	1/18	Iowa State	W	88	77
H	1/23	Oklahoma State	L	53	55
A	2/6	Colorado	L	52	62
A	2/9	Kansas State	W	62	57
H	2/13	Colorado	W	66	59
A	2/15	Missouri	L	74	92
A	2/20	Iowa State	W	69	65
A	2/23	Kansas	L	62	71
H	2/27	Oklahoma	W	67	63
A	3/2	Missouri	L	66	84
H	3/8	Kansas State	L	67	79

Season Notes: Fred Hare's buzzer-beater gave Huskers 74-73 homecourt upset win over top-ranked Michigan... Hare led NU in both scoring (15.2 ppg) and rebounding (7.4 rpg)...NU started 5-3, then dropped six straight and nine of its next 10 to assure 15th straight losing season.

1965-66

Overall Record: 20-5
 Conference: 12-2 in Big Eight (2nd)
 Home: 11-0 (7-0) Away: 9-5 (5-2)
 Coach: Joe Cipriano

A	12/1	Wisconsin	W	101	88
H	12/7	Oregon State	W	75	63
A	12/10	California	L	71	87
A	12/11	California	W	70	68
H	12/14	Texas	W	75	64
H	12/18	South Dakota	W	77	60
H	12/20	Stanford	W	71	67
Big Eight Holiday Tournament					
KC	12/27	Missouri (OT)	W	69	67
KC	12/29	Oklahoma	W	92	79
KC	12/30	Kansas	L	61	71
A	1/4	Iowa State	W	76	74
H	1/8	Missouri	W	82	60
A	1/15	Kansas State	W	82	75
H	1/18	Kansas (6)	W	83	75
H	1/22	Oklahoma	W	86	78
A	2/5	Oklahoma State (OT)	W	45	41
A	2/7	Oklahoma	W	85	81
A	2/8	9/Oklahoma City (OT)	L	81	85
H	2/12	9/Iowa State	W	81	70
A	2/19	9/Missouri	W	71	53
H	2/21	9/Colorado	W	70	63
A	2/26	8/Kansas (6)	L	73	110

HISTORY



The 1966-67 Huskers went 16-9 and reached the NIT for the school's first-ever postseason berth.

H	3/1	9/Kansas State.....	W	79	69
A	3/5	Colorado.....	L	88	95
H	3/7	Oklahoma State.....	W	85	64

Season Notes: The frustration of 15 straight losing seasons was wiped out in the Big Red's 20-5 campaign that ended one win short of a share of the school's first league title in some 15 years...NU headed into the final week of conference play tied with Kansas for the league's top spot, but a loss at Colorado ended the Huskers' title hopes...Huskers posted only second 20-win season in school history, first in 45 seasons...NU moved into the wire service polls, was rated as high as eighth and finished 11th in the final United Press International listing...Grant Simmons was first-team All-Big Eight pick and landed a spot on the USBWA District V all-star team...Stuart Lantz finished second in Big Eight sophomore-of-the-year voting to KU standout Jo Jo White...NU topped century mark for first time ever in 101-88 victory at Wisconsin to open season; later made first appearance in Big Eight Holiday Tournament championship game.

1966-67

Overall Record: 16-9
 Conference: 10-4 in Big Eight (t-2nd)
 Home: 10-1 (6-1) Away: 6-8 (4-3)
 Coach: Joe Cipriano

H	12/2	Oregon.....	W	79	56
A	12/7	Wyoming.....	L	98	102
H	12/10	Pacific.....	W	90	78
H	12/12	Washington State.....	W	100	75
H	12/13	Washington State.....	W	80	78
Vanderbilt Invitational*					
N	12/16	La Salle*.....	L	76	99
N	12/17	Portland*.....	W	71	69
Big Eight Holiday Tournament					
KC	12/27	Kansas State.....	L	81	98
KC	12/29	Oklahoma State.....	W	73	64
KC	12/30	Colorado.....	L	66	73
A	1/7	Oklahoma State.....	W	67	57
A	1/9	Oklahoma.....	L	87	99
H	1/14	Colorado.....	W	84	80
H	1/26	Oklahoma.....	W	97	78
H	1/28	Missouri.....	W	99	82
A	2/4	Kansas State.....	W	67	59
A	2/7	Kansas (7).....	L	58	84
H	2/11	Iowa State.....	W	94	82
A	2/18	Iowa State.....	W	76	65
H	2/25	Kansas State.....	W	79	71
A	2/28	Missouri.....	W	80	73
H	3/4	Kansas (4).....	L	57	64
H	3/6	Oklahoma State.....	W	88	71
A	3/11	Colorado.....	L	57	64
National Invitation Tournament					
N*	3/13	Marshall.....	L	88	119

*Nashville, Tenn.; *New York City, N.Y.
 Season Notes: The Big Eight preseason favorite, Nebraska finished second in the league race, three games back of first-place Kansas...Huskers landed first National Invitation Tournament bid ever, but dropped a 119-88 decision to Marshall in the first round at

Madison Square Garden...NU posted back-to-back winning seasons for first time since 1948-49 and 1949-50 campaigns...Stuart Lantz earned first-team All-Big Eight recognition and landed a spot on the USBWA District V all-star squad...Tom Baack and Nate Branch were second-team all-league picks...school-record 20-game homecourt win string snapped by Kansas in late February...after season, Coach Cipriano took Huskers on 13-game Latin America tour.

1967-68

Overall Record: 15-10
 Conference: 8-6 in Big Eight (t-3rd)
 Home: 9-1 (6-1) Away: 6-9 (2-5)
 Coach: Joe Cipriano

H	12/4	Cal State Fullerton.....	W	111	74
H	12/5	South Dakota.....	W	94	61
A	12/8	Washington State.....	L	70	93
A	12/9	Washington State.....	W	91	76
A	12/11	Hawaii.....	L	74	82
A	12/13	Hawaii.....	L	72	86
A	12/20	Michigan State.....	L	70	74
H	12/23	Wyoming.....	W	82	74
Big Eight Holiday Tournament					
KC	12/28	Oklahoma.....	W	75	65
KC	12/29	Oklahoma State.....	W	48	46
KC	12/30	Kansas State.....	W	66	62
A	1/5	Iowa State.....	L	70	85
A	1/9	Kansas State.....	L	62	78
H	1/13	Missouri.....	W	75	66
H	1/27	Oklahoma.....	W	110	90
H	2/1	Colorado.....	W	87	73
A	2/3	Oklahoma State.....	W	63	62
A	2/5	Oklahoma.....	W	89	83
H	2/10	Kansas State.....	W	92	68
A	2/17	Kansas.....	L	60	71
H	2/19	Oklahoma State.....	W	82	73
A	2/24	Colorado.....	L	73	75
H	2/27	Kansas.....	W	76	69
H	3/1	Iowa State (OT).....	L	92	93
A	3/7	Missouri.....	L	70	91

Season Notes: For the first time ever, NU had two 1,000-point career scorers on the floor at the same time, as Tom Baack and Stuart Lantz reached that plateau during the 1967-68 campaign...Baack finished three-year career with a then-school-record 1,293 points and would later become Husker assistant coach...Lantz logged 1,266 points over his three-year career and was a first-team All-Big Eight pick and a District V all-star as a senior...Lantz was a third-round draft pick of the National Basketball Association's San Diego Rockets and would go on to play eight seasons of pro hoops...Baack was a 10th-round pick of the Detroit Pistons...NU won its first Big Eight Holiday title, scoring wins over Oklahoma, Oklahoma State and Kansas State...Huskers' post third straight .500 or better record, a feat the school hadn't accomplished since a three-year string from 1929 through 1931.

1968-69

Overall Record: 12-14
 Conference: 5-9 in Big Eight (t-6th)
 Home: 8-3 (4-3) Away: 4-11 (1-6)
 Coach: Joe Cipriano

H	11/30	Wisconsin.....	W	68	55
A	12/6	Oregon State.....	L	67	79
A	12/7	Oregon.....	W	85	77
H	12/10	Wichita State (3OT).....	W	94	92
H	12/14	Augustana (S.D.).....	W	73	56
H	12/16	Michigan State.....	W	73	59
Sun Devil Classic*					
A	12/20	Arizona State*.....	L	76	83
N	12/21	California* (15).....	L	73	86
A	12/23	Arizona.....	L	63	68
Big Eight Holiday Tournament					
KC	12/26	Kansas (8).....	L	56	82
KC	12/28	Oklahoma.....	W	70	47
KC	12/30	Missouri.....	W	76	70
H	1/4	Kansas (5).....	L	52	56
A	1/7	Kansas State.....	L	72	95
A	1/25	Iowa State (OT).....	L	93	99
H	1/27	Oklahoma State.....	L	52	76
H	2/1	Missouri.....	W	87	71
H	2/3	Oklahoma.....	W	90	83
A	2/8	Colorado (20).....	L	81	83
A	2/11	Missouri.....	L	60	79
H	2/15	Iowa State (OT).....	L	74	75
A	2/22	Kansas (16).....	L	73	79
H	2/24	Colorado (18).....	W	79	65
H	3/1	Kansas State.....	W	88	71
A	3/6	Oklahoma State.....	L	63	72
A	3/8	Oklahoma.....	W	70	64

*Tempe, Ariz.
 Season Notes: Leroy Chalk led Big Eight in field goal percentage with a .538 mark and grabbed a then-school-record 257 rebounds...another sophomore, Marvin Stewart, led NU in scoring with a 14.6 average...Huskers started Big Eight play 0-4, then went 5-5 in final 10 league games.

1969-70

Overall Record: 16-9
 Conference: 7-7 in Big Eight (t-3rd)
 Home: 10-1 (6-1) Away: 6-8 (1-6)
 Coach: Joe Cipriano

H	12/1	California-Irvine.....	W	76	73
A	12/4	Augustana (S.D.).....	W	75	56
A	12/6	Wichita State (OT).....	W	81	79
H	12/9	Duquesne (7).....	W	82	77
A	12/12	Houston*.....	L	82	112
N	12/13	Texas A&M*.....	W	78	69
H	12/15	Northern Michigan.....	W	92	68
H	12/20	Arizona.....	W	79	69
Big Eight Holiday Tournament					
KC	12/27	Colorado.....	L	60	72
KC	12/29	Iowa State.....	W	74	66
KC	12/30	Kansas (16).....	W	78	73
A	1/6	Iowa State.....	L	70	72
H	1/13	Kansas State.....	L	64	71
H	1/17	Colorado.....	W	60	58
A	1/31	Oklahoma.....	W	70	60

A	2/2	Oklahoma State.....	L	58	81
H	2/7	Kansas.....	W	84	73
A	2/10	Colorado.....	L	59	76
H	2/14	Missouri.....	W	60	48
A	2/17	Kansas.....	L	87	100
A	2/21	Kansas State (18).....	L	62	69
H	2/23	Oklahoma.....	W	79	66
A	2/28	Missouri.....	L	63	80
H	3/2	Oklahoma State.....	W	61	55
H	3/7	Iowa State.....	W	87	81

*Houston, Texas
 Season Notes: Huskers won nine of first 11 games, and went 7-7 in Big Eight to finish 16-9 overall...Tom Scantlebury led team in scoring with a 14.5 average, but junior Marvin Stewart, the Huskers' top point producer in 1968-69, averaged 14.3 points through 14 games, then missed last 11 games because of academic problems...Leroy Chalk led team in rebounding for second straight season with a 9.4 average.

1970-71

Overall Record: 18-8
 Conference: 8-6 in Big Eight (4th)
 Home: 10-2 (5-2) Away: 8-6 (3-4)
 Coach: Joe Cipriano

A	12/1	Wyoming.....	W	68	63
H	12/5	Iowa.....	W	73	71
H	12/7	Northern Iowa.....	W	95	71
A	12/11	Texas Christian.....	W	69	64
A	12/12	Southern Methodist.....	L	75	80
H	12/14	Nevada-Reno.....	W	116	71
Husker Classic*					
H	12/18	Miami*.....	W	85	58
H	12/19	Colorado State*.....	W	69	65
A	12/23	Wichita State.....	W	72	71
Big Eight Holiday Tournament					
KC	12/28	Oklahoma State.....	W	71	58
KC	12/29	Colorado.....	W	77	67
KC	12/30	Kansas (12).....	L	52	72
A	1/9	Kansas State.....	L	69	70
H	1/16	Iowa State.....	W	84	62
H	1/30	Oklahoma State.....	W	80	59
A	2/1	Oklahoma.....	L	67	79
H	2/6	Kansas (5).....	L	67	81
A	2/9	Iowa State (OT).....	W	69	67
H	2/13	Missouri.....	W	81	72
A	2/16	Colorado.....	W	65	63
A	2/20	Oklahoma State.....	W	57	55
H	2/22	Oklahoma.....	L	56	65
H	2/27	Missouri.....	L	65	77
H	3/2	Kansas State.....	W	87	71
H	3/6	Colorado.....	W	85	71
A	3/13	Kansas (5).....	L	54	59

Season Notes: Marvin Stewart became first NU player to average 20 points in a season, finishing with school-record 21.4 point-per-game average...Stewart led Big Eight in free-throw percentage at .824, became third NU player to top 1,000-point plateau for career, finished with 1,138 points...Stewart was first-team All-Big Eight pick and was named to all-tourney team at Big Eight Holiday Tournament...Chuck Jura hit then-school-record and Big Eight-best .592 from field...NU won own Husker Classic and later advanced to title game of Big Eight Holiday Tournament for third time ever (lost to KU in title game, 72-52)...Cipriano became first 100-game winner in school history with Huskers' 69-64 win at Texas Christian...Moe Iba joined Cip's staff as freshman coach...KU won Big Eight title with 14-0 record, first unbeaten champ since Kansas State in 1958-59.

1971-72

Overall Record: 14-12
 Conference: 7-7 in Big Eight (4th)
 Home: 11-3 (6-1) Away: 3-9 (1-6)
 Coach: Joe Cipriano

H	12/1	Wyoming.....	W	81	63
H	12/3	San Diego State.....	L	61	63
H	12/4	Wichita State.....	L	61	74
A	12/6	Duquesne.....	L	53	75
H	12/11	Southern Methodist.....	W	84	76
Husker Classic*					
H	12/17	Idaho*.....	W	90	49
H	12/18	La Salle*.....	W	75	60

A	12/21	Iowa.....	L	77	86
H	12/23	San Jose State.....	W	80	63
Big Eight Holiday Tournament					
KC	12/27	Missouri.....	L	64	76
KC	12/29	Oklahoma State.....	W	64	56
KC	12/30	Oklahoma.....	W	84	68
H	1/8	Oklahoma State.....	W	73	59
H	1/10	Oklahoma.....	W	77	70
H	1/15	Colorado.....	W	67	55
A	1/26	Oklahoma State.....	W	64	63
A	1/29	Kansas (OT).....	L	55	57
H	2/1	Kansas State.....	W	61	60
A	2/7	Oklahoma.....	L	70	72
H	2/12	Iowa State.....	W	76	71
A	2/15	Missouri (15).....	L	65	80
H	2/19	Kansas.....	W	99	78
A	2/26	Colorado.....	L	57	67
H	3/4	Missouri (19).....	L	54	61
A	3/6	Iowa State.....	L	67	76
A	3/11	Kansas State (OT).....	L	76	81

Season Notes: Center Chuck Jura was first-team All-Big Eight pick and first-team academic All-Big Eight...Jura led NU in scoring (21.2) and rebounding (11.7)...rebound average was school record and topped Big Eight...Jura finished his career with totals of 1,255 points and 740 rebounds...NU won Husker Classic for second straight season.

1972-73

Overall Record: 9-17
Conference: 4-10 in Big Eight (1-6th)
Home: 4-5 (2-5) Away: 5-12 (2-5)
Coach: Joe Cipriano

H	11/24	North Texas.....	W	64	46
A	12/1	Wyoming.....	L	59	65
Mountaineer Classic*					
N	12/8	California*.....	L	50	75
N	12/9	Air Force*.....	W	57	53
H	12/11	Texas Christian.....	W	72	58
Kentucky Invitational**					
A	12/15	Kentucky**.....	L	60	85
N	12/16	Colorado State**.....	L	51	57
Big Eight Holiday Tournament					
KC	12/27	Iowa State.....	L	64	75
KC	12/29	Kansas.....	W	74	72
KC	12/30	Oklahoma State.....	L	73	75
N	1/4	Georgia State***.....	W	63	54
N	1/6	North Carolina**** (9) ...	L	62	79
H	1/13	Oklahoma State.....	L	55	68
H	1/15	Oklahoma.....	W	74	67
H	1/27	Missouri (7).....	L	65	78
A	1/30	Iowa State.....	L	60	81
H	2/3	Kansas State (18).....	L	55	82
H	2/6	Colorado.....	L	59	67
A	2/10	Kansas.....	W	59	46
A	2/17	Oklahoma.....	L	59	67
A	2/19	Oklahoma State.....	W	76	64
H	2/24	Kansas.....	W	62	59
H	2/27	Iowa State.....	L	76	82
A	3/3	Kansas State (16).....	L	70	97
A	3/6	Colorado.....	L	63	71
A	3/10	Missouri (15).....	L	70	86

*Morgantown, W.Va.; **Lexington, Ky.; ***Decatur, Ga.; ****Greensboro, N.C.

Season Notes: Without departed All-Big Eight center Chuck Jura, Huskers finished 9-17...NU's last losing season until 1987-88...freshman Jerry Fort led NU in scoring with 14.5 ppg, first Husker frosh ever to lead team in that department.

1973-74

Overall Record: 14-12
Conference: 7-7 in Big Eight (4th)
Home: 11-2 (5-2) Away: 3-10 (2-5)
Coach: Joe Cipriano

H	12/1	Wyoming.....	W	70	62
H	12/3	Minnesota-Duluth.....	W	77	50
Vanderbilt Invitational*					
A	12/7	Vanderbilt*.....	L	58	82
N	12/8	Middle Tennessee St.*... L	65	76	
H	12/11	Georgia State (OT).....	W	78	75
H	12/14	NW Missouri State.....	W	67	54
H	12/15	MacMurray.....	W	76	50

H	12/20	Northern Iowa.....	W	73	55
Big Eight Holiday Tournament					
KC	12/27	Kansas State (18).....	L	47	68
KC	12/28	Oklahoma State.....	W	69	62
KC	12/29	Kansas.....	L	66	75
A	1/7	Wichita State.....	L	58	66
A	1/12	Kansas.....	L	64	79
H	1/19	Oklahoma.....	W	63	58
H	1/22	Kansas State.....	L	65	73
A	1/26	Oklahoma State.....	L	66	79
A	1/28	Oklahoma.....	L	63	85
H	2/5	Iowa State (30T).....	W	91	88
H	2/9	Missouri.....	W	75	58
A	2/12	Colorado.....	L	64	65
A	2/16	Missouri.....	W	88	87
H	2/23	Oklahoma State.....	W	71	63
H	2/26	Kansas (15).....	L	46	51
A	3/2	Kansas State.....	W	58	54
H	3/5	Colorado.....	W	65	42
A	3/9	Iowa State.....	L	58	76

*Nashville, Tenn.
Season Notes: Sophomore guard Jerry Fort led NU in scoring for second straight season with 18.0 average and was first-team All-Big Eight pick...Huskers toured Italy following season and finished 2-5 on their three-week journey.

1974-75

Overall Record: 14-12
Conference: 7-7 in Big Eight (4th)
Home: 8-3 (5-2) Away: 6-9 (2-5)
Coach: Joe Cipriano

H	11/30	South Dakota State.....	W	87	72
Sun Devil Classic*					
N	12/6	Long Beach State*.....	W	67	55
A	12/7	Arizona State*.....	L	62	83
A	12/10	North Texas.....	W	69	56
H	12/14	Wichita State.....	W	78	65
H	12/17	San Jose State.....	L	66	80
Indiana Classic**					
N	12/20	Southern Methodist**... W	69	67	
A	12/21	Indiana** (2).....	L	60	97
H	12/23	Vanderbilt.....	W	81	66
Big Eight Holiday Tournament					
KC	12/26	Oklahoma (18).....	W	75	64
KC	12/28	Kansas.....	L	62	63
KC	12/30	Kansas State.....	L	63	80
H	1/18	Kansas State.....	W	74	61
A	1/22	Oklahoma.....	W	68	61
H	1/25	Colorado.....	W	85	59
H	1/29	Oklahoma State.....	W	73	58
A	2/1	Missouri.....	L	74	88
A	2/5	Kansas.....	L	44	72
H	2/8	Iowa State.....	W	75	62
H	2/12	Oklahoma (OT).....	L	57	65
A	2/15	Colorado.....	L	61	62
A	2/19	Kansas State.....	L	64	65
H	2/22	Missouri.....	W	80	77
A	2/26	Oklahoma State.....	W	59	58
H	3/5	Kansas (20T).....	L	77	79
A	3/8	Iowa State.....	L	69	82

*Tempe, Ariz.; **Bloomington, Ind.

Season Notes: For third straight season, Jerry Fort led NU in scoring at 20.2 points per game, and became only third Husker to ever average 20-plus points in season... Fort earned first-team All-Big Eight honors for second straight year...NU started Big Eight play 4-0, finished first half 5-2, but went 2-5 in second half...three of losses during second half of league schedule were by a combined four points...Fort scored then-school-record 40 points in Huskers' homecourt win over Missouri...his scoring outburst broke the old mark of 38 held by Tom Russell during the 1961-62 season.

1975-76

Overall Record: 19-8
Conference: 10-4 in Big Eight (3rd)
Home: 9-4 (5-2) Away: 10-4 (5-2)
Coach: Joe Cipriano

H	11/28	Illinois.....	L	58	60
H	11/29	Northwestern.....	W	79	68
A	12/2	Iowa.....	L	65	72
H	12/6	Washington (20).....	L	63	75



Hammond Hustlers: The nickname given to Hammond, Ind., natives Carl McPipe (left) and Brian Banks during their Husker careers. Two of six 1,000-point scorers from the state of Indiana, McPipe is 13th on the Husker career scoring list and eighth on the career rebounding chart, while Banks is 20th on Nebraska's all-time scoring list with 1,150 points.

H	12/10	St. Mary's (Calif.).....	W	68	57
Roadrunner Invitational*					
N	12/19	Pacific*.....	W	85	59
A	12/20	New Mexico State*.....	W	79	75
A	12/22	Vanderbilt.....	W	68	57
Big Eight Holiday Tournament					
KC	12/27	Kansas.....	L	66	69
KC	12/29	Oklahoma.....	W	75	53
KC	12/30	Oklahoma State.....	W	56	49
H	1/3	South Dakota.....	W	72	59
H	1/6	South Carolina.....	W	69	68
A	1/17	Kansas State.....	W	65	59
H	1/21	Oklahoma.....	W	68	67
A	1/24	Colorado.....	W	66	64
A	1/28	Oklahoma State.....	W	52	48
H	1/31	Missouri (13).....	L	57	62
H	2/4	Kansas.....	W	57	54
A	2/7	Iowa State.....	W	66	56
A	2/11	Oklahoma.....	L	60	65
H	2/14	Colorado.....	W	80	61
H	2/18	Kansas State.....	L	53	65
A	2/21	Missouri (OT, 14).....	L	84	95
H	2/28	Oklahoma State.....	W	60	54
A	3/3	Kansas.....	W	62	58
H	3/6	Iowa State.....	W	82	66

*Las Cruces, N.M.

Season Notes: Jerry Fort was a first-team All-Big Eight selection for third straight season, finished career with then-NU-record 1,882 points...Huskers reached 19-win mark for first time since a 20-5 record in 1965-66...Larry Cox led the Big Eight and set an NU single-season record for field-goal percentage with a .672 mark...Cox shot a Big Eight-record .625 from the field for his career...as a team, the Huskers led the Big Eight and finished eighth nationally in scoring defense, yielding 62.8 points per game...NU says good-bye to the NU Coliseum, the home of Husker basketball since the 1925-26 season, with an 82-66 victory over Iowa State, March 6, 1975.

1976-77

Overall Record: 15-14
Conference: 7-7 in Big Eight (5th)
Home: 7-4 (5-2) Away: 8-10 (2-5)
Coach: Joe Cipriano

H	11/27	Iowa.....	L	57	71
A	11/29	Washington (OT).....	W	59	58
A	12/1	Hawaii-Hilo.....	L	66	71
A	12/2	Hawaii.....	W	64	59
A	12/3	Hawaii.....	W	60	59
H	12/8	Minnesota.....	L	58	66
A	12/11	Illinois.....	L	63	67
H	12/13	NW Missouri State.....	W	88	53

A	12/20	Northwestern.....	W	71	68
H	12/22	Mankato State.....	W	64	61
Big Eight Holiday Tournament					
KC	12/28	Colorado.....	L	50	55
KC	12/29	Iowa State.....	W	75	55
KC	12/30	Oklahoma.....	W	66	56
A	1/3	South Carolina.....	L	49	54
H	1/8	Kansas State.....	L	52	57
H	1/12	Colorado.....	W	69	54
A	1/15	Iowa State.....	W	49	48
H	1/19	Oklahoma.....	L	58	65
A	1/22	Missouri.....	L	63	76
H	1/26	Kansas.....	W	60	57
H	1/29	Oklahoma State.....	W	66	54
A	2/2	Colorado.....	W	73	62
H	2/5	Iowa State.....	W	66	51
A	2/9	Kansas State.....	L	62	67
H	2/12	Missouri.....	W	60	58
A	2/16	Oklahoma.....	L	62	72
A	2/19	Kansas.....	L	66	74
A	2/23	Oklahoma State.....	L	60	62
Big Eight Tournament					
A	2/26	Kansas.....	L	58	61

Season Notes: After some 50 years of play in the NU Coliseum, Nebraska moved into the 15,000-seat NU Sports Complex, which would later be renamed the Bob Devaney Sports Center after the Huskers' longtime football coach and athletic director...Huskers led the Big Eight and ranked sixth nationally in scoring defense at 61.1 points per game, lowest since 1958-59 squad allowed 60.2 points per game...Nebraska and Creighton met for the first time since the 1931-32 season...first year Big Eight sponsored a season-ending tournament to determine league's automatic bid to the NCAA Tournament.

1977-78

Overall Record: 22-8
Conference: 9-5 in Big Eight (2nd)
Home: 14-2 (5-2) Away: 8-6 (4-3)
Coach: Joe Cipriano

H	12/2	Missouri Southern.....	W	61	54
H	12/9	Creighton.....	W	65	58
H	12/10	South Dakota.....	W	74	64
H	12/12	Nevada-Reno.....	W	67	50
H	12/16	California-Davis.....	W	69	64
H	12/17	Mississippi.....	W	80	70
A	12/19	Minnesota.....	W	63	49
H	12/21	Western Illinois.....	W	73	72
H	12/23	Montana State.....	W	104	60



Joe Cipriano guided the Husker basketball program for 17 years and won 254 games before passing away in 1980. Cipriano led the Huskers to its first three postseason berths in school history.

Big Eight Holiday Tournament			
KC	12/27	Oklahoma State	W 70 58
KC	12/29	Kansas State	L 60 69
KC	12/30	Oklahoma	W 75 68
A	1/7	Kansas State	W 77 63
A	1/11	Colorado	L 64 73
H	1/14	Iowa State	L 59 65
A	1/18	Oklahoma	W 78 64
H	1/21	Missouri	W 56 55
H	1/25	Kansas (8)	W 62 58
H	1/28	Oklahoma State	W 63 57
H	2/1	Colorado	W 86 75
A	2/4	Iowa State	W 62 56
H	2/8	19/Kansas State	W 63 50
A	2/11	19/Missouri	L 52 74
H	2/15	Oklahoma	L 68 74
A	2/18	Kansas (6)	L 70 75
A	2/25	Oklahoma State	W 67 56
Big Eight Tournament*			
N	2/28	Oklahoma State	W 71 63
N	3/3	Missouri	L 58 61
National Invitation Tournament			
H	3/8	Utah State	W 67 66
A	3/15	Texas (17)	L 48 67

*Kansas City, Mo.
Season Notes: Nebraska earned first postseason tournament bid since 1966-67, and advanced to second round of NIT before being knocked out by champion Texas...NU tied school record for season victories and its second-place league finish was its highest since 1965-66 season...Brian Banks earned first-team All-Big Eight honors, while Carl McPipe was named one of 12 All-America centers, by Citizens Saving Athletic Foundation...NU led Big Eight and ranked eighth nationally in scoring defense, allowing 62.9 ppg...NU was only Big Eight team to beat league champion Kansas...Coach Cipriano picked up his 200th win at NU with Huskers' victory over Missouri Southern.

1978-79

Overall Record: 14-13
Conference: 7-7 in Big Eight (5th)
Home: 9-2 (6-1) Away: 5-11 (1-6)
Coach: Joe Cipriano

A	11/24	Alabama-Birmingham	W 64 55
H	11/25	Arkansas Tech	W 70 59
H	11/28	Minnesota	W 58 48
H	12/2	Purdue	L 47 58
A	12/9	Creighton	L 61 78
H	12/13	Sacramento State	W 91 56

1979-80

Overall Record: 18-13
Conference: 8-6 in Big Eight (t-2nd)
Home: 14-2 (5-2) Away: 4-11 (3-4)
Coach: Joe Cipriano
Assistant Coach: Moe Iba

H	11/30	South Dakota State	W 100 83
H	12/1	Portland State	W 74 52
H	12/3	Eastern Washington	W 82 68
H	12/8	Creighton	W 64 55
A	12/11	Purdue (9)	L 56 78
H	12/13	Cal State-Bakersfield	W 94 80

A	12/15	Minnesota	L 58 75
H	12/22	UAB (40T)	W 92 84
Rainbow Classic*			
N	12/27	Wisconsin* (OT)	W 83 82
N	12/29	Hawaii	L 55 67
N	12/30	Louisville* (12)	L 58 65
A	1/2	Idaho	L 55 64
H	1/4	Wisconsin-Oshkosh	W 96 72
H	1/5	Angelo State	W 83 70
A	1/9	Iowa State	W 58 50
H	1/12	Missouri (13)	L 63 84
H	1/16	Kansas	W 64 57
A	1/19	Colorado	W 53 44
H	1/23	Oklahoma State (OT)	W 74 73
A	1/26	Kansas State (20T)	L 64 66
H	1/30	Oklahoma	W 59 58
A	2/2	Missouri (14)	L 60 73
A	2/5	Kansas	W 61 56
H	2/9	Iowa State	W 69 66
A	2/13	Oklahoma State	L 68 83
H	2/16	Colorado	L 55 56
H	2/20	Kansas State	W 70 58
A	2/23	Oklahoma	L 60 78

Big Eight Tournament

H	2/26	Oklahoma	W 75 68
N	2/29	Kansas State^	L 59 60

National Invitation Tournament

A	3/6	Michigan	L 69 76
---	-----	----------	---------

*Honolulu, Hawaii; ^Kansas City, Mo.
Season Notes: Picked to finish sixth in a preseason poll of Big Eight media, NU wound up in second-place tie and earned its third NIT berth...Huskers' had longest game ever, a four-overtime affair, against Alabama-Birmingham...Joe Cipriano, who was stricken with cancer, was named UPI Big Eight Co-Coach of the Year with assistant Moe Iba, who guided Huskers in Cip's absence...Iba was tabbed AP Big Eight Coach of the Year and NABC District 12 Coach of the Year...Andre Smith led team in scoring for second straight season with a 19.4 average and was first-team AP/UPI All-Big Eight performer and AP honorable-mention All-American...Jack Moore was second-team AP All-Big Eight pick.

1980-81

Overall Record: 15-12
Conference: 9-5 in Big Eight (t-2nd)
Home: 11-4 (6-1) Away: 4-8 (3-4)
Coach: Moe Iba

H	11/28	Wyoming (OT)	L 59 62
H	11/29	Idaho	L 53 64
A	12/6	Creighton (OT)	L 61 66
H	12/9	Penn State	W 75 50
Utah Classic*			
N	12/12	Loyola Marymount*	W 67 66
A	12/13	Utah*	L 55 57
H	12/20	NW Missouri State	W 79 59
H	12/22	Colorado State	W 54 48
H	12/23	Montana	W 69 46
A	12/27	Ball State	L 62 67
A	12/30	Arkansas	L 52 64
H	1/5	Sonoma State	W 84 49
H	1/14	Kansas State	W 59 49
A	1/17	Oklahoma State	L 70 81
H	1/21	Colorado	L 59 62
H	1/24	Missouri	W 66 53
A	1/28	Iowa State	W 61 56
H	1/31	Kansas (18)	W 57 54
A	2/4	Oklahoma	W 71 59
H	2/7	Oklahoma State	W 62 54
A	2/11	Colorado	W 57 56
A	2/14	Kansas State	L 49 66
H	2/18	Iowa State	W 81 61
A	2/21	Missouri	L 45 55
A	2/25	Kansas	L 49 75
H	2/28	Oklahoma	W 90 63

Big Eight Tournament

H	3/3	Colorado	L 66 70
---	-----	----------	---------

Season Notes: Coach Joe Cipriano died after year-long battle with cancer three days before season opener, and Moe Iba was named Huskers' acting head coach...Iba was UPI Big Eight Coach of the Year for leading NU to its second straight second-place league finish...Andre Smith was AP/UPI Big Eight Player of the Year, first-team AP/

UPI All-Big Eight selection, USBWA District V performer and an AP honorable-mention All-American...Smith led league in scoring for conference games only with a 19.5 average, while his .589 field-goal percentage mark for all games topped league...Jack Moore was second-team AP All-Big Eight and a CoSIDA Second-Team Academic All-American...Moore led league in free-throw percentage (.922)...Devaney Center-record crowd of 15,038 watched NU stop Oklahoma State, 62-54.

1981-82

Overall Record: 16-12
Conference: 7-7 in Big Eight (t-4th)
Home: 11-3 (5-2) Away: 5-9 (2-5)
Coach: Moe Iba

A	11/27	Wyoming	L 48 62
H	11/30	UW-Stevens Point	W 74 45
H	12/5	Creighton	W 86 46
H	12/7	South Dakota State	W 70 51
A	12/9	Baylor	W 64 63
H	12/19	Ball State	W 71 57
A	12/21	Penn State	L 58 60
A	12/23	Colorado State (OT)	L 51 58
Holiday Classic*			
N	12/28	Air Force*	W 63 47
A	12/29	Northern Iowa*	W 53 42
H	1/6	Sacramento State	W 93 61
H	1/9	Arkansas (11)	L 50 51
H	1/13	Kansas	W 75 55
H	1/16	Missouri (2)	L 42 44
A	1/20	Oklahoma State	L 50 52
H	1/23	Iowa State	W 60 47
A	1/27	Oklahoma	L 48 51
A	1/30	Colorado	W 74 57
H	2/3	Kansas State (t19)	L 64 75
A	2/6	Missouri (1)	W 67 51
H	2/10	Oklahoma State	W 75 63
A	2/13	Kansas	L 63 66
H	2/15	Oklahoma	W 65 51
A	2/20	Iowa State	L 61 63
H	2/24	Colorado	W 79 57
A	2/27	Kansas State	L 50 67

Big Eight Tournament

H	3/2	Oklahoma State	W 60 49
N	3/5	Missouri^ (5)	L 53 58

*Cedar Falls, Iowa; ^Kansas City, Mo.
Season Notes: NU scored one of its biggest wins ever, a 67-51 victory at 19-0 and No. 1 Missouri...Jack Moore earned Naismith Award, given annually to nation's best player under 6-0 tall, and was AP/UPI first-team All-Big Eight pick and third-team UPI All-American...Moore joined 1,000-point club, finishing career with 1,204 points...Moore hit Big Eight-record .939 from free throw line for season, .901 mark for career was best ever by Big Eight performer and second-best all-time in NCAA Division I history at that time.

1982-83

Overall Record: 22-10
Conference: 9-5 in Big Eight (t-3rd)
Home: 17-1 (6-1) Away: 5-9 (3-4)
Coach: Moe Iba

H	11/26	Denver	W 94 58
A	11/29	Montana	L 51 61
A	12/4	Creighton	W 65 62
H	12/8	UMKC	W 69 50
H	12/11	Baylor	W 59 56
H	12/18	Wyoming	W 68 57
H	12/20	Missouri Western	W 93 43
Hoosier Classic*			
N	12/29	Cornell*	W 66 56
N	12/30	Indiana* (1)	L 50 67
N	1/3	Arkansas** (11)	L 58 64
H	1/7	Mesa	W 94 57
H	1/15	SW Missouri State	W 98 46
A	1/18	Iowa State	W 59 54
A	1/22	Colorado	L 69 72
H	1/26	Kansas State	W 59 43
A	1/29	Missouri (13)	L 56 79
H	2/2	Oklahoma	W 60 59
H	2/5	Kansas	W 68 61
A	2/9	Oklahoma State (20T)	L 63 71

H	2/12	Colorado.....	W	68	56
A	2/16	Kansas State.....	W	56	45
H	2/19	Iowa State.....	W	67	66
A	2/24	Oklahoma.....	L	71	84
H	2/26	Missouri (15).....	L	51	54
A	3/2	Kansas.....	W	60	58
H	3/5	Oklahoma State.....	W	77	68

Big Eight Tournament

H	3/8	Iowa State.....	W	94	71
N	3/11	Missouri ^A (12).....	L	63	69

National Invitation Tournament

H	3/17	Tulane.....	W	72	65
H	3/21	Iona.....	W	85	73
H	3/24	Texas Christian.....	W	67	57
NY	3/28	DePaul.....	L	58	68

^AIndianapolis, Ind. ^{**}Little Rock, Ark. ^AKansas City, Mo.

Season Notes: Nebraska tied school record for victories in a 22-10 season, and advanced further in postseason play than any previous Husker squad by reaching the semifinals of the National Invitation Tournament... freshman Dave Hoppen, who set seven NU freshman records and led the Huskers in scoring with a 13.9 average, was a second-team All-Big Eight pick, and was named to the All-National Invitation Tournament team and the league's all-freshman team.

1983-84

Overall Record: 18-12
Conference: 7-7 in Big Eight (3rd)
Home: 11-6 (3-4) Away: 7-6 (4-3)
Coach: Moe Iba

H	11/26	Augustana (S.D.).....	W	113	69
H	11/29	Texas Tech.....	L	45	59
H	12/3	Creighton.....	W	65	56
A	12/5	Wisconsin (20T).....	W	71	69
H	12/7	NW Missouri State.....	W	82	61
H	12/10	Arkansas (15).....	W	67	54
H	12/17	Northern Iowa.....	W	90	64
A	12/20	Wyoming.....	W	67	64

Cotton States Classic*

A	12/28	Georgia Tech*.....	L	49	66
N	12/29	Michigan State*.....	L	45	58
H	1/4	Colorado State.....	W	56	54
H	1/7	NW Missouri State.....	W	93	67
H	1/14	Eastern Washington.....	W	105	71
A	1/18	Iowa State.....	W	64	63
H	1/21	Missouri.....	L	48	50
A	1/25	Kansas.....	L	61	77
A	1/28	Colorado.....	L	57	60
H	2/1	Oklahoma State (OT).....	W	54	52
A	2/4	Kansas State.....	W	47	46
H	2/8	Oklahoma (10).....	L	67	78
A	2/11	Missouri (OT).....	W	61	56
H	2/15	Kansas.....	L	66	67
H	2/18	Iowa State.....	L	48	69
A	2/22	Oklahoma State.....	W	67	64
H	2/25	Colorado.....	W	75	67
H	2/28	Kansas State.....	W	63	56
A	3/1	Oklahoma (6).....	L	70	79

Big Eight Tournament

H	3/7	Kansas State.....	L	39	41
---	-----	-------------------	---	----	----

National Invitation Tournament

A	3/15	Creighton.....	W	56	54
A	3/19	Xavier.....	L	57	58

^AAtlanta, Ga.
Season Notes: Nebraska earned back-to-back postseason tournament bids for the first time in school history, advanced to the second round of the NIT... Huskers' 11th straight winning season...Dave Hoppen tops the 1,000-point mark in his career and earns first-team All-Big Eight honors.

1984-85

Overall Record: 16-14
Conference: 5-9 in Big Eight (t-5th)
Home: 12-3 (5-2) Away: 4-11 (0-7)
Coach: Moe Iba

H	11/29	Southern Colorado.....	W	89	67
H	12/1	South Dakota.....	W	101	69
H	12/3	Montana State.....	W	86	65
A	12/8	Creighton.....	W	78	73

H	12/10	Wyoming.....	W	79	65
H	12/12	Wisconsin.....	W	53	51
A	12/15	Texas Tech (OT).....	W	79	74
H	12/22	Washington State.....	L	58	63

Cable Car Classic*

N	12/28	California-Irvine*.....	W	73	67
A	12/29	Santa Clara*.....	L	59	78
A	1/3	Evansville.....	L	73	80
H	1/9	UW-Stevens Point.....	W	69	62
A	1/12	Colorado State (20T).....	W	88	78
H	1/16	Kansas State.....	W	75	63
A	1/19	Oklahoma State.....	L	66	68
H	1/23	Colorado.....	W	85	67
H	1/26	Missouri.....	W	74	66
A	1/30	Iowa State.....	L	65	76
H	2/2	Kansas (19).....	L	80	91
A	2/6	Oklahoma (7).....	L	74	83
H	2/9	Oklahoma State.....	W	66	48
A	2/13	Colorado.....	L	61	64
A	2/16	Kansas State.....	L	62	68
H	2/21	Iowa State.....	W	74	57
A	2/23	Missouri.....	L	50	69
A	2/28	Kansas (11).....	L	65	70
H	3/2	Oklahoma (6).....	L	62	65

Big Eight Tournament

A	3/5	Kansas (10).....	L	69	74
---	-----	------------------	---	----	----

National Invitation Tournament

H	3/13	Canisius.....	W	79	66
A	3/19	UCLA.....	L	63	82

^{*}San Francisco, Calif.

Season Notes: Nebraska made third straight National Invitation Tournament appearance and posted 12th straight winning season...Dave Hoppen earned first-team All-Big Eight honors for the second straight season and became first Husker to score 700 points in a season, as he finished with 704...Hoppen broke six school records... Brian Carr set four Big Eight assist records, led league in assists per game (8.1) and tied NCAA single-game record of 18 at Evansville.

1985-86

Overall Record: 19-11
Conference: 8-6 in Big Eight (3rd)
Home: 10-5 (4-3) Away: 9-6 (4-3)
Coach: Moe Iba

H	11/23	Wisconsin-Stout.....	W	71	53
H	11/26	Southern Illinois.....	W	85	50
A	11/30	Wyoming.....	W	64	53
H	12/2	California-Irvine.....	L	80	87
H	12/7	Creighton.....	W	71	52
A	12/12	Washington State.....	W	79	72
A	12/14	Montana State.....	W	76	59
H	12/20	Georgia.....	L	63	67
H	12/23	Arizona State.....	W	80	67

Sun Bowl Classic*

N	12/29	Alabama*.....	L	61	78
N	12/30	Ohio State*.....	W	69	66
H	1/6	Evansville.....	W	77	70
H	1/11	NW Missouri State.....	W	99	56
H	1/15	Kansas (8).....	L	70	81
H	1/18	Missouri.....	L	67	68
A	1/22	Oklahoma State.....	W	62	61
H	1/25	Iowa State.....	W	75	58
A	1/29	Oklahoma (6).....	L	60	87
A	2/1	Colorado.....	W	77	60
H	2/5	Kansas State***.....	L	54	64
A	2/8	Missouri.....	W	75	66
H	2/12	Oklahoma State.....	W	68	52
A	2/15	Kansas (3).....	L	61	79
H	2/19	Oklahoma (10).....	W	66	64
A	2/22	Iowa State.....	L	73	81
H	2/26	Colorado.....	W	79	72
A	3/1	Kansas State.....	W	64	60

Big Eight Tournament^A

N	3/7	Oklahoma State.....	W	82	75
N	3/8	Iowa State.....	L	58	75

NCAA Tournament

N	3/14	Western Kentucky**.....	L	59	67
---	------	-------------------------	---	----	----

^{*}El Paso, Texas; ^{**}Charlotte, N.C.; ^{***}Kansas State later forfeited; ^AKansas City, Mo.

Season Notes: Nebraska lost All-Big Eight center Dave Hoppen for season with a knee injury in Feb. 1 game



The 1985-86 Huskers went 19-11 and earned the first NCAA Tournament bid in school history.

at Colorado, but rebounded to make school's first-ever NCAA Tournament appearance...Huskers' loss to Western Kentucky in NCAA first round was last game for Coach Moe Iba, who resigned following the game...Hoppen was first-team All-Big Eight pick for third straight season, finished career with a school-record 2,167 points and became first Husker basketball player to have his jersey retired (No. 42)...during his career, Hoppen broke or tied 19 school records and five Big Eight Conference marks... Brian Carr became school's all-time assist leader... Bernard Day picked up the slack and shared team MVP award with the three-time All-Big Eight selection.

1986-87

Overall Record: 21-12
Conference: 7-7 in Big Eight (5th)
Home: 15-2 (5-2) Away: 6-10 (2-5)
Coach: Danny Nee

A	11/28	California-Irvine.....	L	101	109
H	12/1	Oregon.....	W	76	60
A	12/6	Creighton.....	L	66	78
A	12/10	Southern Illinois.....	W	87	85
A	12/14	Texas A&M.....	L	64	66
H	12/20	Wyoming.....	W	62	61
H	12/22	Detroit.....	L	71	55
H	12/27	Missouri-St. Louis.....	W	89	63

Rochester Classic*

N	12/29	Butler*.....	W	67	56
N	12/30	San Francisco*.....	W	66	60
H	1/3	Creighton (OT).....	W	70	65
H	1/5	NW Missouri State.....	W	105	64
H	1/7	Brooklyn.....	W	62	46
A	1/10	Kansas State.....	L	82	114
H	1/17	Colorado.....	W	86	66
A	1/20	Iowa State.....	L	75	91
A	1/22	Kansas.....	L	65	86
H	1/28	Missouri.....	L	71	87
H	2/1	Oklahoma State.....	W	73	66
H	2/4	Oklahoma (8).....	L	66	80
A	2/7	Colorado.....	W	68	65
H	2/11	Iowa State.....	W	66	65
H	2/14	Kansas State.....	W	78	76
A	2/18	Missouri.....	L	64	80
A	2/21	Oklahoma (13).....	L	97	133
A	2/25	Oklahoma State (20T).....	W	79	77
H	2/28	Kansas (OT, 16).....	W	83	81

Big Eight Tournament^A

N	3/6	Kansas State.....	L	45	47
---	-----	-------------------	---	----	----

National Invitation Tournament

H	3/11	Marquette.....	W	78	76
H	3/17	Arkansas.....	W	78	71
H	3/21	Washington.....	W	81	76
NY	3/24	Southern Mississippi.....	L	75	82
NY	3/26	Arkansas-Little Rock (OT) ...	W	76	67

^{*}Rochester, NY; ^AKansas City, Mo.

Season Notes: Under the direction of first-year Coach

Danny Nee, Nebraska finished 21-12, missed school record for season wins by one, and finished third in the National Invitation Tournament...Huskers recorded their 14th straight winning season and made their fifth straight postseason tourney appearance...Brian Carr was a second-team All-Big Eight pick, ended career with 682 assists, two off the league record of 684 set by Kansas' Cedric Hunter.

1987-88

Overall Record: 13-18
Conference: 4-10 in Big Eight (7th)
Home: 8-6 (3-4) Away: 5-12 (1-6)
Coach: Danny Nee

Maul Classic*

N	11/27	Villanova*.....	L	53	70
N	11/28	Baylor*.....	L	79	82
A	11/29	Chaminade*.....	W	76	75
H	12/2	Texas A&M.....	W	92	60

Ameritas Classic**

H	12/4	Lehigh**.....	W	71	66
H	12/5	Ohio State**.....	L	63	72
A	12/7	Detroit.....	W	63	58
A	12/9	Creighton.....	L	73	88
A	12/12	Oregon.....	W	67	62
A	12/19	Wyoming (6).....	L	58	87
H	12/21	Brooklyn.....	W	72	44
A	12/30	Drake.....	L	68	85
H	1/2	Columbia.....	W	82	62
A	1/4	Furman (OT).....	W	75	74
H	1/6	Grambling State (OT).....	L	68	71
H	1/16	Missouri.....	W	70	68
A	1/20	Iowa State (10).....	L	76	114
H	1/25	Nebraska-Omaha.....	W	96	67
H	1/27	Kansas.....	W	70	68
A	1/30	Colorado.....	W	63	57
H	2/4	Oklahoma State.....	L	56	72
A	2/6	Kansas State.....	L	63	65
H	2/9	Oklahoma (4).....	L	77	92
A	2/11	Missouri.....	L	67	92
A	2/16	Kansas.....	L	48	70
H	2/21	Colorado.....	W	75	67
A	2/24	Oklahoma State.....	L	73	90
H	2/27	Iowa State.....	L	84	85
H	3/2	Kansas State.....	L	67	77
A	3/5	Oklahoma (4).....	L	93	113

Big Eight Tournament^A

N	3/11	Kansas State.....	L	70	75
---	------	-------------------	---	----	----

^{*}Lahaina, Hawaii; ^AKansas City, Mo.

Season Notes: Nebraska's strings of 14-straight winning seasons and five consecutive postseason tournament bids both ended, as the Huskers finished 13-18...Rich King and Clifford Scales named to the Big Eight's all-freshman team...Henry T. Buchanan earned honorable-mention All-Big Eight honors and first-team academic All-Big Eight honors...Pete Manning led the Big Eight in

N 2023-24 NEBRASKA BASKETBALL ALL-TIME RESULTS

field-goal percentage at .590...NU beat eventual national champ for first time, with win over Kansas, 70-68, on a jumper by Beau Reid as time expired.

1988-89

Overall Record: 17-16

Conference: 4-10 in Big Eight (7th)

Home: 14-4 (4-3) Away: 3-12 (0-7)

Head Coach: Danny Nee

H	11/26	Creighton.....	W	86	77
H	11/30	Michigan State.....	L	75	77
Ameritas Classic*					
H	12/2	North Texas*.....	W	90	84
H	12/3	San Jose State*.....	W	90	76
A	12/5	Idaho.....	L	68	83
A	12/11	Texas Tech.....	W	71	69
A	12/14	Ohio State (14).....	L	76	103
H	12/17	Furman.....	W	69	56
H	12/23	Drake.....	W	65	57
Chaminade New Year's Classic**					
A	12/28	Chaminade**.....	W	86	85
N	12/29	Morehead State**.....	W	81	77
N	12/30	Louisiana State**.....	L	87	90
H	1/5	Sam Houston State.....	W	89	70
H	1/9	Oklahoma (4).....	L	81	89
H	1/12	Northern Illinois.....	W	71	56
A	1/14	Oklahoma State.....	L	69	82
H	1/17	Maryland-Baltimore Co.	W	86	65
H	1/21	Kansas State.....	L	68	80
H	1/23	Wyoming.....	W	71	58
H	1/28	Missouri (5).....	L	72	89
A	1/31	Iowa State.....	L	76	88
H	2/4	Kansas (18).....	W	74	70
A	2/8	Colorado.....	L	80	83
A	2/11	Kansas State.....	L	66	80
H	2/14	Oklahoma State.....	W	79	77
A	2/19	Missouri (3).....	L	63	79
H	2/22	Colorado.....	W	97	59
H	2/25	Iowa State.....	W	77	74
A	3/1	Kansas.....	L	71	80
A	3/4	Oklahoma (4).....	L	76	103

Big Eight Tournament^A

N 3/10 Missouri (10)..... L 70 98

National Invitation Tournament

H 3/16 Arkansas State..... W 81 79

A 3/20 Ohio State..... L 74 85

**Honolulu, Hawaii; ^AKansas City, Mo.

Season Notes: Huskers made second postseason tournament appearance in three seasons under Coach Danny Nee, advanced to second round of NIT...Beau

Reid earned third-team academic All-America honors and was first-team academic All-Big Eight pick...Eric Johnson and Rich King earned honorable-mention All-Big Eight honors...Johnson broke then-NU single-season record for steals (68), King set then-school marks for blocks in game (5), season (50) and career (70).

1989-90

Overall Record: 10-18

Conference: 3-11 in Big Eight (7th)

Home: 9-6 (2-5) Away: 1-12 (1-6)

Coach: Danny Nee

H	11/25	UMKC.....	W	91	76
A	11/27	Miami (Ohio).....	L	71	91
A	11/29	Michigan State.....	L	69	80
Ameritas Classic*					
H	12/1	Harvard*.....	W	117	79
H	12/2	Pepperdine*.....	W	104	100
A	12/5	Northern Illinois.....	L	56	65
H	12/9	Texas Tech.....	W	76	69
H	12/11	Idaho.....	L	72	79
A	12/14	Creighton.....	L	83	86
H	12/30	Wagner.....	W	88	67
H	1/6	Sam Houston State.....	W	99	91
H	1/8	Kansas (1).....	L	93	98
H	1/13	Missouri (5).....	L	95	111
H	1/16	Chicago State.....	W	92	57
A	1/20	Oklahoma State.....	L	71	84
A	1/22	Wyoming.....	L	65	95
H	1/27	Iowa State.....	L	83	91
A	1/31	Oklahoma (9).....	L	64	105
H	2/3	Kansas State.....	W	74	71

A	2/7	Colorado.....	W	91	82
A	2/10	Missouri (1).....	L	85	107
H	2/14	Oklahoma State.....	L	84	103
A	2/17	Kansas (1).....	L	67	94
H	2/21	Oklahoma (10).....	L	66	88
A	2/24	Iowa State.....	L	85	101
H	2/28	Colorado.....	W	96	82
A	3/3	Kansas State.....	L	57	80

Big Eight Tournament^A

N 3/9 Oklahoma (1)..... L 65 78

^AKansas City, Mo.

Season Notes: NU's top scorer the previous year, Beau Reid sustained a preseason knee injury that limited him for much of the season...Rich King, Clifford Scales, Carl Hayes earned honorable-mention All-Big Eight honors... King set the school career blocks record at 115.

1990-91

Overall Record: 26-8

Conference: 9-5 in Big Eight (3rd)

Home: 14-1 (6-1) Away: 12-7 (3-4)

Coach: Danny Nee

San Juan Shootout*

N	11/23	Saint Louis*.....	W	107	79
N	11/24	Illinois*.....	W	100	73
N	11/25	Murray State*.....	L	79	81
H	11/28	Michigan State (5).....	W	71	69
A	12/3	Eastern Illinois.....	W	94	64
H	12/6	Creighton.....	W	97	63
H	12/8	Toledo.....	W	105	68
A	12/11	Wisconsin.....	W	75	63
Ameritas Classic**					
H	12/14	Tennessee Tech**.....	W	113	92
H	12/15	Bowling Green**.....	W	99	85
H	12/22	22/Miami (Ohio).....	W	88	73
H	12/28	22/Idaho.....	W	85	65
A	12/30	22/The Citadel.....	W	94	80
A	1/2	19/UW-Green Bay.....	W	70	63
A	1/5	19/Kansas State.....	W	74	69
A	1/9	18/UMKC.....	W	97	78
H	1/12	18/Iowa State.....	W	97	87
A	1/22	14/Colorado.....	L	69	86
A	1/26	14/Oklahoma (13).....	W	111	99
H	1/30	11/Missouri.....	W	89	75
H	2/2	11/Oklahoma State.....	L	68	81
A	2/5	15/Kansas (18).....	L	77	85
H	2/9	15/Colorado.....	W	86	72
A	2/13	17/Iowa State.....	W	65	57
H	2/16	17/Oklahoma.....	W	105	93
H	2/18	17/Northern Illinois.....	W	82	73
A	2/20	14/Missouri.....	L	71	91
H	2/23	14/Kansas State.....	W	85	78
A	2/27	15/Oklahoma State (12)....	L	69	80
H	3/3	15/Kansas (10).....	W	85	75

Big Eight Tournament^A

N 3/8 13/Oklahoma (OT)..... W 117 113

N 3/9 13/Kansas (12)..... W 87 83

N 3/10 13/Missouri..... L 82 90

NCAA Tournament***

N 3/14 11/Xavier..... L 84 89

^SSan Juan, Puerto Rico; ^{**}Minneapolis, Minn.;

^AKansas City, Mo.

Season Notes: After three straight seventh-place Big Eight finishes, Nebraska won a school-record 26 games (against eight losses) and made school's second-ever NCAA Tournament appearance...Huskers held a national ranking for a school-record 14 straight weeks, finished with highest rankings ever of No. 9 by UPI and No. 11 by AP...NU finished third in Big Eight race after being tabbed eighth in preseason poll of league media and made its first-ever appearance in the league's postseason tournament title game...Cornhuskers had school-record tying 14-game win string from late November through late January...Rich King was second-team All-Big Eight pick, finished career with fourth-highest point total in school history (1,475) and would go on to become NU's first-ever NBA first-round draft pick (14th pick, Seattle SuperSonics).

1991-92

Overall Record: 19-10

Conference: 7-7 in Big Eight (5th)

Home: 14-2 (5-2) Away: 5-8 (2-5)

Coach: Danny Nee

H	11/23	Sam Houston State.....	W	91	42
H	11/25	Southern California.....	W	93	84
A	11/30	Southern Utah.....	W	106	101
H	12/2	The Citadel.....	W	84	61
A	12/4	Michigan State (22).....	L	78	101
A	12/7	Creighton.....	W	90	85
H	12/11	Wisconsin.....	W	86	67

Ameritas Classic*

H	12/20	Texas A&M*.....	W	91	68
H	12/21	Eastern Washington*.....	W	102	67
H	12/30	UW-Green Bay.....	W	76	68
A	1/2	Toledo.....	W	57	52
H	1/4	Eastern Illinois.....	W	81	68
A	1/11	Colorado.....	W	84	74
H	1/18	Missouri (13).....	L	73	83
H	1/20	UMKC.....	W	74	71
A	1/25	Kansas (5).....	L	78	103
H	1/28	Oklahoma (18).....	L	76	79
H	2/1	Iowa State.....	W	68	63
H	2/5	Oklahoma State (2).....	W	85	69
A	2/8	Kansas State.....	L	66	70
A	2/17	Missouri (9).....	L	61	87
H	2/19	Kansas (OT, 3).....	W	81	79
A	2/22	Iowa State (23).....	W	80	70
A	2/26	25/Oklahoma St. (14).....	L	51	72
H	2/29	25/Colorado.....	W	84	70
H	3/4	Kansas State.....	W	91	62
A	3/7	Oklahoma.....	L	97	106

Big Eight Tournament^A

N 3/13 Oklahoma (24)..... L 85 107

NCAA Tournament

N 3/19 Connecticut**..... L 65 86

**Cincinnati, Ohio; ^AKansas City, Mo.

Season Notes: Nebraska made back-to-back NCAA

Tournament appearances for the first time ever...picked to finish sixth in a preseason poll of Big Eight media, the Huskers were fifth at 7-7...Huskers' appearance at No. 25 in the Feb. 24 AP poll marked first time NU had been rated in consecutive years...eight of 10 losses were to nationally ranked opponents and all 10 were to postseason tournament teams...two biggest wins of the season came in February, an 86-65 decision over 20-0 and No. 2 Oklahoma State and an 81-79 overtime victory over No. 3 Kansas two weeks later...Jamar Johnson was second-team All-Big Eight pick...Derrick Chandler broke NU single-season record for blocked shots and finished year with second-highest one-year total in Big Eight history (91).

1992-93

Overall Record: 20-11

Conference: 8-6 in Big Eight (t-2nd)

Home: 14-2 (5-2) Away: 6-9 (3-4)

Coach: Danny Nee

Ameritas Classic*

H	12/4	25/Colgate*.....	W	108	76
H	12/5	25/Kent State*.....	W	85	61
H	12/7	25/The Citadel.....	W	86	46
H	12/10	25/Creighton.....	W	100	83
A	12/12	25/Wichita State.....	W	71	64
H	12/19	20/Appalachian St.....	W	93	83
H	12/21	17/Texas-Arlington.....	W	116	95
A	12/23	17/Southern California....	L	64	74

Rainbow Classic**

N	12/28	20/Michigan** (6).....	L	73	88
N	12/29	20/Southwestern La.**...*	L	80	109
N	12/30	20/Fordham**.....	W	79	55
H	1/2	20/Eastern Illinois.....	W	70	54
H	1/5	Southern Utah.....	W	100	85
A	1/9	UMKC.....	W	66	65
A	1/14	Oklahoma (10).....	L	89	102
A	1/16	Oklahoma State.....	L	73	78
H	1/20	Sacramento State.....	W	86	70
H	1/23	Kansas State.....	L	64	66
A	1/25	Colorado.....	W	82	67
H	1/30	Missouri (OT).....	W	88	87
A	2/3	Iowa State.....	L	69	96
H	2/7	Kansas (3).....	W	68	64
A	2/13	Kansas State (23).....	W	80	59



The tallest player in school history at 7-2, Rich King was a first-round draft pick of the Seattle SuperSonics. King finished his career as Nebraska's single-season and career record holder in blocked shots.

H	2/15	Oklahoma State	L	63	73
A	2/21	Missouri	W	76	75
H	2/24	Colorado	W	76	67
H	2/27	Iowa State	W	91	87
A	3/3	Kansas (8)	L	83	94
H	3/7	Oklahoma	W	94	83

Big Eight Tournament^						
N	3/12	Kansas State	L	45	47
NCAA Tournament						
N	3/19	New Mexico State*** (24)	L	79	93

Honolulu, Hawaii; *Syracuse, N.Y.; ^Kansas City, Mo.
Season Notes: For third straight season, Nebraska earns an NCAA Tournament invite...second time in three seasons that Cornhuskers won 20 games...Nee becomes first person in NU history to coach three 20-game winners...Eric Piatkowski earned first-team All-Big Eight honors, the first Husker honored since Dave Hoppen earned the last of three straight awards in 1985-86... Piatkowski became 16th player in school history to reach the 1,000-point plateau...Nebraska began year ranked 25th in AP poll, was ranked in six of first seven polls before falling out...Huskers' 21-point win at Manhattan, Kan., was their largest on the road in conference play since the 1931-32 season.

1993-94

Overall Record: 20-10						
Conference: 7-7 in Big Eight (4th)						
Home: 13-3 (5-2) Away: 7-7 (2-5)						
Coach: Danny Nee						
H	11/27	Texas-San Antonio	W	96	85
H	11/28	Texas	L	75	78
A	12/1	Appalachian State	L	82	91

Ameritas Classic*						
H	12/3	Ohio*	W	94	68
H	12/4	Portland*	W	111	85
A	12/9	Creighton	W	67	53
H	12/11	Wichita State	W	94	72
A	12/18	Michigan State	W	85	81
H	12/20	Florida A&M	W	86	61
H	12/31	Northern Iowa	W	70	63
A	1/3	Iowa State	W	78	72
H	1/5	Southern Utah	W	89	85
H	1/8	Colorado	W	106	67
H	1/15	UMKC	W	92	71
A	1/19	Colorado	L	81	86
H	1/24	Missouri (24)	L	73	89
H	1/29	Oklahoma	L	76	79
A	2/6	Kansas (3)	L	87	94
A	2/9	Kansas State	W	76	68
H	2/12	Iowa State	W	102	96
A	2/14	Oklahoma (OT)	L	111	115
A	2/19	Oklahoma State	L	80	98
H	2/23	Kansas (10)	W	96	87
H	2/26	Kansas State	W	86	77
H	3/2	Oklahoma State (21)	W	89	81
A	3/5	Missouri (6)	L	78	80

Big Eight Tournament^						
N	3/11	Oklahoma	W	105	88
N	3/12	Missouri (3)	W	98	91
N	3/13	Oklahoma State (23)	W	77	68

NCAA Tournament						
N	3/17	22/Pennsylvania**	L	80	90

**Long Island, N.Y.; ^Kansas City, Mo.
Season Notes: For first time in school history, NU recorded back-to-back 20-win seasons, as Huskers finished 20-10 overall en route to a fourth straight NCAA Tournament appearance...after 1-2 start, NU ran off 11-straight wins, a streak highlighted by road wins at Michigan State and Iowa State (snapped Cyclones' 22-game homecourt win streak)...Huskers were 4-6 in Big Eight with four games to play, but rallied to win three of their last four, then went on to capture first-ever Phillips 66 Big Eight Tournament title...Eric Piatkowski earned first-team All-Big Eight honors for second straight season, averaged 21.5 points and finished his career as No. 2 scorer in school history with 1,817 points...Bruce Chubick earned first-team Phillips 66 Academic All-Big Eight honors for third straight season...NU was ranked 22nd in final AP poll, marking fourth straight season it appeared in the rankings, and only third time in school history it had been ranked in season-ending poll.

1994-95

Overall Record: 18-14						
Conference: 4-10 in Big Eight (7th)						
Home: 11-6 (2-5) Away: 7-8 (2-5)						
Coach: Danny Nee						
San Juan Shootout^						

N	11/25	Northeast Louisiana^	W	99	77
N	11/26	Virginia Tech^	L	81	87
N	11/27	Coll. of Charleston^	W	74	72

Ameritas Classic*						
H	12/2	Morehead State*	W	96	55
H	12/3	Idaho State*	W	98	72
H	12/7	Creighton	W	85	57
H	12/10	Michigan St. (15, OT)	W	96	91
H	12/17	Western Illinois	W	69	62
H	12/21	Northeastern Illinois	W	101	60
A	12/22	Northern Iowa (OT)	W	95	88
H	12/29	23/Delaware State	W	94	52
H	12/31	23/Appalachian St.	W	108	71
A	1/4	19/Texas	L	74	102
H	1/7	19/Missouri	L	74	82
A	1/9	Long Beach State	W	82	71
H	1/12	Kansas State	W	78	56
A	1/18	UMKC	W	63	60
A	1/23	Kansas (7)	L	67	84
A	1/28	Oklahoma (25)	L	72	82
H	2/1	Oklahoma State	L	65	82
H	2/5	Oklahoma (24)	W	71	59
A	2/8	Colorado	W	100	86
A	2/11	Iowa State (19, OT)	L	69	72
H	2/14	Kansas (3)	L	68	91
A	2/18	Oklahoma State (22)	L	53	93
A	2/22	Missouri (14)	W	78	75
H	2/25	Colorado	L	74	80
A	3/1	Kansas State	L	73	75
H	3/5	Iowa State (24)	L	77	79

Big Eight Tournament%						
N	3/10	Oklahoma State (19)	L	48	68
National Invitation Tournament						
H	3/16	Georgia	W	69	61
H	3/21	Penn State	L	59	65

^San Juan Shootout, San Juan, P.R.; %Kansas City, Mo.
Season Notes: Nebraska reached the second round of the NIT in its fifth straight postseason appearance...Huskers climbed as high as 18th (CNN/USA Today) and 19th (AP) in the national polls...Jaron Boone earned second-team All-Big Eight honors and set then-single-season school records for 3-point field goals and 3-point attempts... Erick Strickland, a Big Eight All-Defensive team member, established then-school record for steals in a season (89)...Nebraska won 18 games for only the 15th time and the sixth time under Danny Nee.

1995-96

Overall Record: 21-14						
Conference: 4-10 in Big Eight (7th)						
Home: 11-5 (3-4) Away: 10-9 (1-6)						
Coach: Danny Nee						
Big Island Invitational^						

N	11/24	Toledo^	W	72	59
N	11/25	Oregon^ (OT)	W	114	106
N	11/26	Minnesota^	W	96	85

Ameritas Classic*						
H	12/1	Georgia Southern*	W	82	59
H	12/2	Grambling State*	W	96	80
A	12/6	Creighton	W	88	67
A	12/9	Minnesota	L	80	91
H	12/16	Northern Iowa	L	104	109
H	12/18	Northeast Illinois	W	94	76
H	12/20	Delaware State	W	88	41

Far West Classic%						
N	12/29	Oregon%	W	99	76
N	12/30	Mississippi St.% (17)	L	66	69
H	1/3	Texas (23)	W	85	69
H	1/6	Long Beach State	W	69	68
H	1/10	Colorado	W	79	74
A	1/13	Oklahoma (30T)	L	100	117
H	1/17	UMKC	W	87	69
A	1/20	Oklahoma State	W	66	57
H	1/24	Missouri	W	76	58
H	1/28	Kansas (3)	L	73	88
A	1/31	Kansas State	L	68	77
H	2/3	Iowa State	L	65	75



1990-91: 26-8 RECORD



1991-92: 19-10 RECORD



1992-93: 20-11 RECORD



1993-94: 20-10 RECORD

The Huskers made a school-record four straight NCAA Tournament appearances from 1991 to 1994.



Andre Smith (left) was named the Big Eight Player of the Year in 1981 and earned honorable-mention All-America honors in each of his final two seasons at Nebraska. Venson Hamilton (right) earned Big 12 Player-of-the-Year honors, averaging 15.7 points and 10.2 rebounds per game in 1998-99. Hamilton holds NU career marks for rebounds (1,080) and blocked shots (241).

Led by All-Big 12 selection Tyronn Lue, the 1997-98 Huskers went 20-12 and posted its best conference record since the 1991-92 season.

A	2/7	Missouri.....	L	98	99
A	2/10	Iowa State (21).....	L	59	74
H	2/17	Oklahoma State.....	L	57	72
A	2/19	Kansas (5).....	L	71	81
H	2/25	Oklahoma (OT).....	L	76	80
A	2/28	Colorado.....	L	64	78
H	3/3	Kansas State.....	W	70	66
Big Eight Tournament*					
N	3/8	Iowa State (23).....	L	60	62
National Invitation Tournament					
A	3/14	Colorado State.....	W	91	83
H	3/19	Washington State.....	W	82	73
A	3/22	Fresno State.....	W	83	71
NY	3/26	Tulane#.....	W	90	78
NY	3/28	St. Joseph's#.....	W	60	56
*Hilo, Hawaii; # Lincoln, Neb. % Far West Classic, Portland, Ore.; ^Kansas City, Mo.					
Season Notes: The Huskers captured the NIT title, Nebraska's first national tournament title of any kind...1995-96 marked the end of NU's five-year stretch being ranked in the national polls at least one week during the season...Erick Strickland earned second-team All-Big Eight honors, was named to the Big Eight All-Defensive team and was the NIT Most Valuable Player...Tyronn Lue was a first-team Big Eight All-Freshman selection and was named to the NIT All-Star team.					

H	2/16	Texas.....	W	79	67
A	2/19	Baylor.....	L	60	71
A	2/22	Iowa State (7) (OT).....	W	74	69
H	2/26	Oklahoma State.....	W	77	68
H	3/2	Kansas (1).....	L	65	85
Phillips 66 Big 12 Tournament*					
N	3/6	Missouri#.....	L	72	78
National Invitation Tournament					
H	3/12	Washington.....	W	67	63
A	3/18	Nevada.....	W	78	68
A	3/21	Connecticut.....	L	67	76
* Ameritas Classic, Lincoln, Neb.; @ Puerto Rico Holiday Classic, Bayamon, P.R.; ^ Kansas City, Mo.; & Texas Tech later forfeited game					
Season Notes: Nebraska won 18 or more games for the seventh straight year and reached postseason play for the seventh straight year...the Huskers defeated a ranked team for the seventh straight season with wins over Colorado and Iowa State...NU appeared in the NIT for the third consecutive season...Mikki Moore became NU's all-time blocked shot leader...Tyronn Lue earned second-team All-Big 12 honors...Cookie Belcher was a first-team All-Big 12 Rookie selection...NU was 13-3 at home, losing only to Kansas, Iowa State and Minnesota, three teams that advanced to the NCAA Sweet 16.					

H	2/18	Missouri (OT).....	W	67	66
A	2/21	Colorado.....	W	79	71
H	2/25	Texas Tech.....	W	82	65
A	2/28	Iowa State.....	W	70	62
Phillips 66 Big 12 Tournament*					
N	3/6	Baylor.....	W	65	46
N	3/7	Kansas (4).....	L	59	91
NCAA Tournament					
N	3/12	Arkansas (17)%.....	L	65	74
* Ameritas Classic, Lincoln, Neb.; @ Rainbow Classic, Honolulu, Hawaii; % NCAA Tournament, Boise, Idaho; ^Kansas City, Mo.					
Season Notes: Nebraska's school record of consecutive postseason appearances reached eight seasons...Nebraska won 20 games for the fifth time in eight seasons and the sixth time under Danny Nee...NU made its first NCAA Tournament appearance since 1994, but failed to pick up its first NCAA win...Nebraska posted seven consecutive wins against league foes for the first time in 20 seasons...NU's 10-6 league record was its best since a 9-5 Big Eight mark in 1990-91...Tyronn Lue was a first-team All-Big 12 choice and became NU's 19th, 1,000-point scorer and was a first-round NBA draft choice...Venson Hamilton broke the single-season rebounding record.					

A	2/20	Texas Tech.....	L	68	73
A	2/24	Kansas State.....	L	45	62
H	2/27	Texas A&M.....	W	87	68
Phillips 66 Big 12 Tournament*					
N	3/4	Texas Tech.....	W	69	50
N	3/5	Kansas.....	L	53	77
National Invitation Tournament					
H	3/10	UNLV.....	W	68	55
A	3/15	TCU.....	L	89	101
* Top of the World Classic, Fairbanks, Alaska; ** Lincoln, Neb. ^Kansas City, Mo.					
Season Notes: Nebraska's school record of consecutive postseason appearances reached nine seasons...Nebraska won 20 games for the sixth time in nine seasons, the seventh time under Danny Nee...senior center Venson Hamilton was named first-team All-Big 12, the Big 12 Player of the Year and an honorable-mention All-American...Hamilton also became NU's all-time leader in rebounding, blocked shots and games played and joined NU's 1,000-point club...junior guard Cookie Belcher broke the NU single-game, season and career steals record and was a third-team All-Big 12 pick...NU swept Kansas for the first time since 1983 and also won at Lawrence for the first time since the same season...NU won 10 conference games for the second straight season and posted four straight wins against nationally ranked opponents for the first time ever.					

1996-97

Overall Record: 18-15					
Conference: 7-9 in Big 12 (7th)					
Home: 13-3 (6-2) Away: 5-12 (1-7)					
Coach: Danny Nee					
A	11/23	Texas (17) (OT).....	L	81	83
H	11/26	Weber State.....	W	83	66
H	11/30	Oregon State.....	W	75	67
H	12/3	Texas-San Antonio.....	W	79	76
Ameritas Classic*					
H	12/6	Coppin State*.....	W	88	72
H	12/7	Bowling Green*.....	W	73	68
A	12/11	UMKC.....	W	76	64
H	12/21	Minnesota (16).....	L	56	70
Puerto Rico Holiday Classic@					
N	12/30	Old Dominion@.....	W	72	66
N	12/31	Cincinnati (6)@.....	L	73	84
N	1/1	Bowling Green @.....	L	55	58
A	1/4	Colorado.....	L	73	79
H	1/8	Creighton.....	W	71	52
H	1/11	Texas A&M.....	W	74	72
H	1/15	Kansas State (OT).....	W	87	77
H	1/18	Missouri.....	W	76	53
A	1/22	Missouri.....	L	74	75
A	1/25	Oklahoma.....	L	77	84
H	1/29	Iowa State (11).....	L	67	77
A	2/1	Kansas (1) (OT).....	L	77	82
H	2/5	Colorado (15).....	W	77	69
A	2/8	& Texas Tech (23).....	L	74	87
A	2/10	Kansas State.....	L	53	61
A	2/13	Northern Iowa.....	W	77	69

1997-98

Overall Record: 20-12					
Conference: 10-6 in Big 12 (4th)					
Home: 13-2 (6-2) Away: 7-10 (4-4)					
Coach: Danny Nee					
H	11/16	UNC Greensboro.....	W	75	51
H	11/19	Western Illinois.....	W	86	57
H	11/22	New Orleans.....	W	81	66
H	11/25	Colorado State.....	W	64	57
H	11/29	Texas-San Antonio.....	W	68	59
A	12/1	Tulsa.....	L	68	85
Ameritas Classic*					
H	12/5	UNC Wilmington*.....	W	85	68
H	12/6	Grambling State*.....	W	85	48
A	12/10	Creighton.....	L	73	84
A	12/13	Minnesota.....	W	70	66
Rainbow Classic@					
N	12/27	Virginia@.....	W	80	65
A	12/29	Hawaii@.....	L	62	87
N	12/30	Vanderbilt@.....	L	69	80
A	1/3	Kansas (2).....	L	76	96
A	1/7	Oklahoma State.....	W	67	62
H	1/11	Colorado.....	W	87	72
H	1/18	Oklahoma.....	W	53	43
A	1/21	Texas.....	L	91	105
H	1/24	Iowa State.....	W	63	49
A	1/28	Kansas State.....	L	49	72
H	2/1	Kansas (5).....	L	71	82
A	2/4	Missouri (OT).....	L	76	81
H	2/7	Kansas State.....	L	63	69
A	2/11	Texas A&M.....	W	75	58
H	2/14	Baylor.....	W	66	55

1998-99

Overall Record: 20-13					
Conference: 10-6 in Big 12 (t-5th)					
Home: 12-4 (6-2) Away: 8-9 (4-4)					
Coach: Danny Nee					
H	11/14	UNC Greensboro.....	W	79	59
N	11/19	Villanova*.....	L	60	75
N	11/21	Washington State*.....	W	95	84
N	11/22	Wisconsin*.....	L	41	78
H	11/28	North Carolina A&T.....	W	65	47
H	12/1	Tulsa.....	L	49	52
Ameritas Classic**					
H	12/4	SW Texas State**.....	W	63	54
H	12/5	Colgate**.....	W	60	48
H	12/9	Creighton.....	W	76	60
A	12/12	Colorado State.....	L	49	75
H	12/19	Minnesota (17).....	L	51	55
A	12/27	San Francisco.....	W	62	52
A	12/30	UMKC.....	W	81	65
A	1/2	Missouri.....	L	57	80
H	1/10	Texas.....	L	76	89
H	1/13	Kansas State.....	W	70	61
A	1/16	Baylor.....	W	68	55
A	1/20	Oklahoma (25).....	W	96	81
H	1/23	Colorado.....	W	72	55
H	1/27	Kansas (20).....	W	84	69
A	1/30	Iowa State.....	L	47	52
A	2/3	Colorado.....	W	57	52
H	2/6	Missouri (24).....	W	69	61
A	2/10	Kansas (24).....	W	64	59
H	2/13	Iowa State.....	W	59	57
H	2/17	Oklahoma State.....	L	48	60



H	2/14	Oklahoma (20).....	L	54	62
A	2/19	Oklahoma State (8).....	L	55	94
H	2/23	Kansas (23).....	L	58	83
H	2/26	Colorado.....	W	69	64
A	3/1	Missouri.....	L	72	86
A	3/4	Texas A&M (OT).....	L	76	83

Phillips 66 Big 12 Tournament*
N 3/9 Baylor..... L 55 63

*Hoop and Quill Classic, St. Charles, Mo.; **Lincoln, Neb.; ***Las Vegas Showdown, Las Vegas, Nev. ^Kansas City, Mo.

Season Notes: Danny Nee established a new school record for coaching victories with 254...NU tied the school record for losses with 19 and did not win a game on an opponent's home court for the first time since 1960...Kimani Ffriend earned second-team All-Big 12 honors, and Larry Florence and Steffon Bradford were honorable-mention picks.

2000-01

Overall Record: 14-16
Conference: 7-9 in Big 12 (7th)
Home: 8-6 (5-3) Away: 6-10 (2-6)
Coach: Barry Collier

A	11/18	Oral Roberts.....	L	83	87
H	11/21	Eastern Illinois.....	W	85	71
H	11/27	Winthrop.....	W	65	44
A	12/2	Pittsburgh.....	L	51	52

Husker Classic#
H 12/8 UMKC#..... L 71 82
H 12/9 Alaska-Fairbanks#..... W 84 55

FedEx Orange Bowl Classic%
N 12/16 Miami%..... W 72 64

San Juan Shootout*
N 12/20 Iona^..... W 81 80

N	12/21	Kent State^.....	W	69	68
N	12/22	Southern Methodist^.....	W	72	70
A	12/28	Minnesota (OT).....	L	70	74
H	12/30	Murray State.....	L	71	79
H	1/2	Creighton.....	L	51	62
A	1/6	Missouri.....	L	66	68
H	1/13	Texas (22).....	W	80	67
A	1/17	Kansas (5).....	L	62	84
H	1/20	Iowa State (23).....	L	59	60
H	1/24	Missouri.....	W	85	79
A	1/27	Oklahoma (24).....	L	66	77
A	1/30	Kansas State.....	W	63	61
H	2/3	Colorado.....	L	57	60
H	2/7	Oklahoma State (OT).....	W	78	75
A	2/10	Baylor.....	L	58	69
H	2/14	Kansas State.....	W	82	56
A	2/17	Colorado (OT).....	W	87	82
A	2/21	Texas Tech.....	L	64	65
H	2/25	Kansas (10).....	L	74	78
H	2/28	Texas A&M.....	W	97	69
A	3/3	Iowa State (8).....	L	73	86

Phillips 66 Big 12 Tournament*
N 3/8 Kansas State..... L 58 62

#-Lincoln, Neb.; %-Miami, Fla.; ^-Carolina, P.R.

*Kansas City, Mo.
Season Notes: Barry Collier became the 25th head coach in school history when he took over the program...senior Cookie Belcher set the Big 12 record and finished third in NCAA history with 353 steals...Nebraska recorded a five-game winning streak in mid-December, while winning the San Juan Shootout title...Belcher ended his illustrious career by earning second-team All-Big 12 honors...Kimani Ffriend and Steffon Bradford were tabbed honorable-mention all-conference.

2001-02

Overall Record: 13-15
Conference: 6-10 in Big 12 (t-7th)
Home: 12-4 (5-3) Away: 1-11 (1-7)
Coach: Barry Collier

H	11/20	North Carolina A&T.....	W	69	57
H	11/24	Winthrop.....	W	73	65
H	11/28	Texas-San Antonio.....	W	81	63
H	12/2	Wofford.....	W	65	46
H	12/5	Western Illinois.....	W	72	53
H	12/8	Oral Roberts.....	W	61	55
A	12/12	Creighton.....	L	70	76

H	12/15	Sam Houston State.....	L	70	74
A	12/22	Minnesota.....	L	72	81
A	12/29	Pacific.....	L	52	75
H	1/2	Savannah State.....	W	66	47
A	1/5	Missouri (17).....	L	53	60
A	1/9	Kansas (1).....	L	57	96

H	1/12	Colorado.....	W	75	67
H	1/16	Oklahoma (5).....	L	51	78
A	1/19	Texas.....	L	66	77
A	1/23	Oklahoma State (11).....	L	63	70
H	1/26	Iowa State (OT).....	W	86	84
H	1/30	Texas Tech (20).....	W	80	69
A	2/5	Colorado.....	L	61	84
H	2/9	Kansas State.....	W	99	82
H	2/13	Missouri.....	L	71	87
A	2/16	Iowa State.....	L	79	85
A	2/20	Texas A&M.....	W	82	72
H	2/24	Kansas (1).....	L	87	88
H	2/27	Baylor.....	W	75	55
A	3/2	Kansas State.....	L	58	67

Phillips 66 Big 12 Tournament*
N 3/7 Colorado..... L 60 67

*Kansas City, Mo.

Season Notes: Senior Cary Cochran set Nebraska career, season and single-game records for 3-pointers, and finished third in Big 12 history with 268...Cochran led the nation in free-throw percentage and finished second in NU single-season history...NU recorded six straight victories to open the season, and finished with a 12-4 mark at the Devaney Center...Cochran and senior John Robinson II were selected honorable-mention All-Big 12 (coaches)...Cochran and Brian Conklin were named to the academic All-Big 12 first-team, and Cochran was selected to the Verizon Academic All-District first-team.

2002-03

Overall Record: 11-19
Conference: 3-13 in Big 12 (12th)
Home: 9-6 (3-5) Away: 2-13 (0-8)
Coach: Barry Collier

Top of the World Classic!

N	11/21	Centenary!.....	W	68	45
N	11/23	Alaska-Fairbanks!.....	L	61	64
N	11/24	Ball State!.....	L	65	73
H	12/1	Texas-San Antonio.....	W	69	53
A	12/5	South Florida.....	L	60	65
H	12/8	Minnesota (20).....	W	80	60
H	12/14	IPFW.....	W	63	46
H	12/21	Creighton (20).....	L	73	81

ASU Hoops Classic#

N	12/27	UC Santa Barbara#.....	W	60	57
A	12/28	Arizona State#.....	L	63	75
H	12/31	Eastern Washington.....	W	63	60
H	1/4	Denver (OT).....	W	79	75
H	1/7	Lipscomb.....	W	70	60
A	1/11	Kansas (14).....	L	59	92
H	1/15	Texas A&M.....	L	52	53
H	1/18	Colorado (OT).....	W	80	77
A	1/22	Kansas State.....	L	53	77
A	1/25	Iowa State.....	L	61	71
H	1/29	Missouri (25).....	L	56	63
H	2/1	Kansas (12).....	L	51	81
A	2/5	Texas Tech.....	L	49	75
H	2/12	Oklahoma State (13).....	L	70	77
N	2/15	Texas (6).....	L	63	75
A	2/18	Missouri.....	L	50	67
A	2/22	Baylor.....	L	64	78
H	2/25	Kansas State.....	W	68	61
H	3/1	Iowa State.....	W	69	61
A	3/4	Oklahoma (5).....	L	51	76
A	3/8	Colorado.....	L	69	84

Phillips 66 Big 12 Tournament@
N 3/13 Missouri..... L 61 70

@Fairbanks, Alaska; #Tempe, Ariz.; @Dallas, Texas

Season Notes: Nebraska finished the year 9-6 at the Devaney Center, its 27th straight home winning season, but lost a school-record tying 19 games on the year...Andrew Drevo and Nate Johnson earned honorable-mention All-Big 12 honors by AP and the league's head coaches, respectively...John Turek was named academic All-Big 12.

2003-04

Overall Record: 18-13
Conference: 6-10 in Big 12 (t-9th)
Home: 15-3 (5-3) Away: 3-10 (1-7)
Coach: Barry Collier

H	11/22	Fairleigh Dickinson.....	W	80	64
H	11/29	Eastern Michigan.....	W	67	59
H	12/3	Arizona State.....	W	66	60
H	12/6	South Florida.....	W	75	52
H	12/8	Delaware State.....	W	68	39
A	12/10	Creighton.....	L	54	61
H	12/13	Tennessee.....	W	77	62
H	12/20	Bethune-Cookman.....	W	70	26
H	12/22	Lipscomb.....	W	75	52
A	12/29	Minnesota.....	W	77	60
H	1/6	St. Francis (Pa.).....	W	93	49
A	1/10	Iowa State.....	L	74	89
H	1/14	Colorado.....	L	60	68
A	1/17	Texas (18).....	L	61	63
H	1/21	Baylor.....	W	76	47
A	1/24	Missouri.....	L	51	72
H	2/1	Oklahoma (25).....	L	50	52
A	2/4	Kansas State.....	L	61	78
H	2/7	Missouri.....	W	78	62
A	2/11	Texas A&M.....	W	83	77
H	2/15	Kansas (12).....	W	74	55
H	2/18	Kansas State.....	L	58	63
A	2/21	Oklahoma St. (7, OT).....	L	83	87
H	2/24	Texas Tech (25).....	W	72	44
H	2/28	Iowa State.....	W	68	65
A	3/3	Kansas (21).....	L	67	78
A	3/6	Colorado.....	L	75	78

Phillips 66 Big 12 Tournament&
N 3/11 Oklahoma..... L 59 63

National Invitation Tournament

A	3/16	Creighton.....	W	71	70
H	3/19	Niagara.....	W	78	70
A	3/22	Hawaii.....	L	83	84

&Dallas, Texas

Season Notes: Nebraska picked up its first postseason berth in five years and first under Coach Barry Collier...the Huskers went 2-1 in the NIT...Nebraska finished with a 15-3 record at home, tying for the second-most home wins in Devaney Center history...Nate Johnson led the team in scoring (13.0) while picking up honorable-mention all-conference honors...Johnson finished as the second-highest scoring transfer in school history, only behind teammate Andrew Drevo...Brian Conklin set a Big 12 and school record by hitting 55.9 percent from 3-point range...The Huskers set the Big 12 mark for fewest points allowed in a contest (26) and in a half (12) against Bethune-Cookman.

2004-05

Overall Record: 14-14
Conference: 7-9 in Big 12 (t-8th)
Home: 10-6 (4-4) Away: 4-8 (3-5)
Coach: Barry Collier

H	11/23	Arkansas-Pine Bluff.....	W	97	40
H	11/27	Texas Southern.....	W	78	58
A	12/2	UAB.....	L	66	80
H	12/6	Morgan State.....	W	64	34
H	12/8	Minnesota.....	L	48	57
H	12/11	Creighton.....	L	48	50
H	12/18	North Carolina A&T.....	W	71	49
A	12/21	Marquette.....	L	62	81
A	12/30	Tennessee.....	W	62	61
H	1/2	Montana State.....	W	78	45
H	1/8	Kansas State (20T).....	W	95	85
A	1/12	Colorado.....	W	68	61
H	1/15	Texas (10).....	L	53	63
A	1/19	Kansas (2).....	L	57	59
A	1/22	Missouri.....	L	70	80
H	1/26	Texas A&M.....	W	77	67
A	1/29	Texas Tech.....	L	68	84
H	2/1	Utah Valley State.....	W	91	57
H	2/5	Kansas (3).....	L	65	78
H	2/8	Iowa State.....	L	60	65
A	2/12	Baylor.....	W	74	63
A	2/16	Oklahoma (21).....	L	60	83
H	2/19	Missouri.....	L	53	56
H	2/22	Oklahoma State (4).....	W	74	67

A	2/27	Iowa State.....	W	76	69
H	3/2	Colorado.....	W	70	55
A	3/5	Kansas State.....	L	53	73

Phillips 66 Big 12 Tournament#
N 3/10 Missouri..... L 67 70

#Kansas City, Mo.

Season Notes: Nebraska won at least 10 home games for the 23rd time in 29 years at the Devaney Center...the Huskers' biggest win of the season came at home against No. 4 Oklahoma State, NU's first win over a top-five program since 1994...freshman guard Joe McCray earned honorable-mention All-Big 12 honors from the coaches and AP after setting the freshman records for scoring average (15.5 ppg) at NU and 3-pointers (80) in the Big 12...freshman center Aleks Maric broke NU freshman record for rebounds (169)...five Huskers earned academic All-Big 12 honors, including Jake Muhleisen who was also named academic all-district.

2005-06

Overall Record: 19-14
Conference: 7-9 in Big 12 (6th)
Home: 14-5 (4-4) Away: 5-9 (3-5)
Coach: Barry Collier

John Thompson Foundation Basketball Challenge*

H	11/18	Longwood*.....	W	80	65
H	11/19	Yale*.....	W	73	64
H	11/20	Louisiana Tech*.....	W	59	56
H	11/27	SE Missouri State.....	W	69	54
H	11/30	Marquette.....	W	84	74
H	12/3	UAB.....	L	72	73
H	12/8	South Dakota State.....	W	76	67
A	12/11	Creighton.....	L	44	70
H	12/17	Chicago State.....	W	76	65
H	12/19	North Carolina A&T.....	W	107	57
H	12/21	Alabama A&M.....	W	67	60

Micro PCS Orange Bowl Classic@

N	12/31	Florida State@.....	L	60	74
H	1/3	Northern Colorado.....	W	60	50
H	1/7	Oklahoma (12).....	W	59	58
A	1/11	Kansas State.....	W	57	42
H	1/17	Iowa State.....	L	75	88
A	1/21	Kansas.....	L	54	96
A	1/25	Colorado.....	L	59	81
H	1/28	Missouri.....	W	65	52
A	1/31	Oklahoma State.....	W	59	57
H	2/4	Baylor.....	W	60	45
H	2/8	Kansas.....	L	48	69
A	2/11	Texas (6).....	L	59	78
A	2/15	Iowa State.....	W	73	63
H	2/18	Texas Tech.....	L	64	70
H	2/22	Colorado.....	W	93	77
A	2/25	Texas A&M.....	L	55	66
H	3/1	Kansas State.....	L	64	66
A	3/5	Missouri.....	L	63	64

Phillips 66 Big 12 Tournament#

N	3/9	Missouri.....	W	71	64
N	3/10	Oklahoma (22).....	W	69	63
N	3/11	Kansas (17).....	L	65	79

National Invitation Tournament

A	3/16	Hofstra.....	L	62	73
---	------	--------------	---	----	----

*Lincoln, Neb.; @Sunrise, Fla.; #Dallas, Texas

Season Notes: Nebraska won 19 games, its most since 1998-99...the Huskers earned their second postseason NIT appearance in three years after a sixth-place finish in the Big 12, their highest placing in eight years...NU reached the semifinals by winning two games at the conference

2023-24 NEBRASKA BASKETBALL

ALL-TIME RESULTS

A 12/2	Rutgers	W	73	75
Pape Jam!				
N 12/9	Oregon!	L	56	68
H 12/17	Alabama A&M	W	82	55
Rainbow Classic\$				
N 12/20	Wyoming\$	W	73	58
A 12/22	Hawaii\$	L	72	81
N 12/23	Houston\$	W	70	57
Micro PCS Orange Bowl Classic@				
N 12/30	Miami@	W	82	67
H 1/3	Savannah State	W	81	53
H 1/6	Western Kentucky	W	82	71
A 1/10	Iowa State	L	62	71
A 1/17	Oklahoma	L	53	70
H 1/20	Colorado	W	71	50
H 1/24	Texas	L	61	62
A 1/27	Kansas State	L	45	61
H 1/29	Kansas (6)	L	56	76
A 2/3	Missouri	W	66	61
A 2/6	Texas Tech	W	61	59
H 2/10	Texas A&M (6)	L	55	66
H 2/13	Kansas State	W	74	63
A 2/17	Kansas (9)	L	39	92
A 2/21	Baylor	L	59	63
H 2/24	Missouri (OT)	W	82	77
H 2/28	Iowa State	L	63	69
A 3/3	Colorado	L	69	73
H 3/5	Oklahoma State	W	85	73
Phillips 66 Big 12 Tournament*				
N 3/8	Oklahoma State	L	39	54
!Portland, Ore.; \$Honolulu, Hawaii; @Sunrise, Fla.; *Oklahoma City, Okla.				

Season Notes: Doc Sadler became the 26th head coach in program history on Aug. 8, 2006, after former coach Barry Collier left his position in early August to become Athletic Director at his alma mater, Butler University...the Huskers reeled off five straight wins to open the season, including a victory over nationally ranked Creighton, on their way to a 17-14 overall record...Nebraska played only one home game in the month of December while traveling more than 15,000 miles for six games... Nebraska defeated five teams that went on to play in the postseason... Aleks Maric earned second-team All-Big 12 honors from the coaches and Associated Press after averaging 18.5 points and 8.7 rebounds per game, totals that were fourth and second, respectively, in the conference...Maric also earned all-district honors from the coaches and the basketball writer's associations...Paul Velandar was named to the academic all-league team.

2008-09

Overall Record: 18-13
 Conference: 8-8 in Big 12 (8th)
 Home: 14-4 (5-3) Away: 4-9 (3-5)
 Coach: Doc Sadler

H 11/16	San Jose State	W	63	46
A 11/19	TCU	W	62	50
H 11/22	Arkansas-Pine Bluff	W	67	53
H 11/25	Saint Louis	W	71	57
H 11/29	Creighton	W	54	52
H 12/3	Alabama State	W	80	51
A 12/7	Arizona State (19)	L	44	64
A 12/13	Oregon State	L	63	64
H 12/20	IPFW	W	75	48
H 12/23	UMBC	L	64	66
H 12/30	South Carolina State	W	77	63
H 1/3	Maryland Eastern Shore	W	88	56
H 1/5	Florida A&M	W	81	56
H 1/10	Missouri	W	56	51
A 1/14	Iowa State	L	53	65
H 1/17	Kansas State	W	73	51
A 1/21	Oklahoma (6)	L	61	72
H 1/24	Oklahoma State (OT)	L	74	76
H 1/28	Kansas	L	62	68
A 1/31	Texas Tech	W	82	69
A 2/4	Colorado	W	55	53
H 2/7	Texas (16)	W	58	55
A 2/14	Missouri (17)	L	47	70
H 2/18	Colorado	W	46	41
A 2/21	Kansas (15)	L	53	70
H 2/24	Texas A&M	L	55	57
A 2/28	Kansas State	L	72	77
H 3/4	Iowa State	W	77	61
A 3/7	Baylor	W	66	62

Phillips 66 Big 12 Tournament*
 N 3/11 Baylor L 49 65
 National Invitation Tournament
 A 3/17 New Mexico L 71 83
 *Oklahoma City, Okla.
 Season Notes: Despite fielding the shortest team in Division I in 2008-09, Nebraska finished with its first .500 record in Big 12 play in 10 years, and only the third time in the Big 12 era...with 18 regular-season wins, the Huskers earned their second straight NIT berth and 22nd postseason berth in school history...coach Doc Sadler set the Nebraska record for most wins in his first three years in Lincoln, posting 55 over three seasons...senior guard Ade Dagunduro was a third-team All-Big 12 selection by the coaches and media, and was selected to the coaches All-Defense Team...the Huskers continued a streak with at least one win over a ranked opponent for the ninth straight season, defeating No. 16 Texas, 58-55, at home.

2009-10

Overall Record: 15-18
 Conference: 2-14 in Big 12 (12th)
 Home: 12-6 (2-6) Away: 3-12 (0-8)
 Coach: Doc Sadler

H 11/14	USC Upstate	W	76	49
A 11/18	Saint Louis	L	55	69

H 11/21	TCU	W	90	77
H 11/24	UMKC	W	70	48
A 11/29	USC	W	51	48
H 12/2	Texas-Pan American	W	81	53
A 12/2	Creighton	L	61	67
H 12/10	Chicago State@	W	74	39
H 12/12	Oregon State	W	50	44
H 12/19	Jackson State@	W	57	41
N 12/22	Tulsa\$	W	74	70
N 12/23	BYU\$	L	66	88
H 12/29	Southern Utah	W	94	61
H 1/2	Maryland Eastern Shore	W	74	60
H 1/5	Southeastern Louisiana	W	77	59
A 1/9	Texas A&M	L	53	64
H 1/13	Kansas (3)	L	72	84
H 1/16	Iowa State	L	53	56
A 1/23	Missouri	L	53	70
A 1/27	Colorado	L	60	72
H 1/30	Oklahoma	W	63	46
H 2/2	Kansas State (10)	L	57	76
A 2/6	Kansas (1)	L	64	75
H 2/10	Baylor (24)	L	53	55
A 2/13	Texas (14)	L	51	91
A 2/17	Kansas State (7)	L	87	91
H 2/20	Missouri	L	59	74
A 2/24	Iowa State	L	74	78
H 2/27	Texas Tech (20T)	W	83	79
H 3/2	Colorado	L	68	81
A 3/6	Oklahoma State	L	55	74

Phillips 66 Big 12 Tournament*
 N 3/10 Missouri W 75 60
 N 3/11 Texas A&M (23) L 64 70
 @Las Vegas Classic, campus sites
 \$Las Vegas Classic, Las Vegas, Nev.; *Kansas City, Mo.
 Season Notes: Nebraska finished 2-14 in conference play, the Huskers' most league losses in school history... despite the league record, NU became just the second No. 12 seed to win a game at the Big 12 Championship... NU played seven games against ranked squads, including a school-record five straight games against top-25 teams... the Huskers set the school record for 3-point percentage, hitting 39.7 percent to rank 15th nationally... senior Ryan Anderson led the Big 12 Conference in 3-point percentage and finished his career as just the third Husker ever with at least 1,000 points, 500 rebounds and 150 3-pointers... center Jorge Brian Diaz set the NU freshman record for blocked shots with 41 on the season, and was the only freshman ranked in the top 15 in the conference.

2010-11

Overall Record: 19-13
 Conference: 7-9 in Big 12 (7-7th)
 Home: 17-2 (6-2) Away: 2-11 (1-7)
 Coach: Doc Sadler

H 11/12	South Dakota	W	76	68
H 11/15	Arkansas-Pine Bluff	W	83	40
Honda Puerto Rico Tip-Off @				
N 11/18	Vanderbilt @	L	49	59
N 11/19	Davidson @	L	67	70
N 11/21	Hofstra @	W	62	47
H 11/27	USC	W	60	58
H 12/1	Jackson State	W	76	57
H 12/5	Creighton	W	59	54
H 12/8	Alcorn State	W	78	57
H 12/11	TCU	W	70	56
H 12/18	Eastern Washington	W	72	42
H 12/21	Grambling	W	79	39
H 1/3	North Dakota	W	77	46
H 1/5	Savannah State	W	68	48
H 1/8	Iowa State	W	63	62
A 1/12	Missouri (15)	L	69	77
A 1/15	Kansas (3)	L	60	63
H 1/18	Colorado	W	79	67
A 1/22	Texas Tech	L	71	72
H 1/29	Texas A&M (13)	W	57	48
A 2/2	Kansas State	L	53	69
H 2/5	Kansas (2)	L	66	86
A 2/9	Baylor	L	70	74
H 2/12	Oklahoma State	W	65	54
A 2/16	Oklahoma	W	59	58
H 2/19	Texas (3)	W	70	67
H 2/23	Kansas State	L	57	61

A 2/26 Iowa State (OT) L 82 83
 H 3/1 Missouri (22) W 69 58
 A 3/5 Colorado L 57 67
 Phillips 66 Big 12 Tournament*
 N 3/9 Oklahoma State L 52 53
 National Invitation Tournament
 A 3/16 Wichita State L 49 76
 @San Juan, P.R. *Kansas City, Mo.
 Season Notes: Nebraska reached the postseason for the third time in four years, winning 19 games and reaching the NIT, the school's 23rd postseason appearance in school history...Nebraska enjoyed an 11-game win streak, the program's longest win streak since 1991...senior point guard Lance Jeter earned third-team All-Big 12 honors and became just the third player in Big 12 history to average 10 points, five rebounds and five assists in conference play...Nebraska went 3-3 against ranked teams, as the Huskers' upset of No. 3 Texas was the highest ranked opponent Nebraska has knocked off since 1994. Nebraska's game with North Dakota was moved from Jan. 2 to Jan. 3 because of travel conditions.

2011-12

Overall Record: 12-18
 Conference: 4-14 in Big Ten (t-11th)
 Home: 9-8 (3-6) Away: 2-11 (1-8)
 Coach: Doc Sadler

H 11/11	South Dakota	W	65	48
A 11/14	USC (20T)	W	64	61
H 11/20	Rhode Island	W	83	63
H 11/23	Oregon	L	76	83
H 11/26	South Dakota State	W	76	64
ACC/Big Ten Challenge				
H 11/30	Wake Forest	L	53	55
A 12/04	Creighton	L	66	76
H 12/07	Florida Gulf Coast	W	51	50
A 12/10	TCU	W	69	57
H 12/17	Alcorn State	W	60	46
H 12/20	Central Michigan	W	72	69
H 12/27	Wisconsin (11)	L	40	64
H 12/31	Michigan State (16)	L	55	68
A 1/3	Ohio State (6)	L	40	71
A 1/7	Illinois	L	54	59
H 1/11	Penn State	W	70	58
A 1/15	Wisconsin	L	45	50
H 1/18	Indiana (11)	W	70	69
H 1/21	Ohio State (6)	L	45	79
A 1/26	Iowa	W	79	73
A 2/2	Northwestern	L	74	84
H 2/5	Minnesota	L	61	69
H 2/8	Michigan (22)	L	46	62
A 2/11	Penn State	L	51	67
H 2/18	Illinois	W	80	57
A 2/22	Purdue	L	65	83
A 2/25	Michigan State (6)	L	34	62
H 2/29	Iowa	L	53	62
A 3/3	Minnesota	L	69	81

Big Ten Tournament*
 N 3/8 Purdue L 61 79
 *Indianapolis, Ind.
 Season Notes: Nebraska finished its first season in the Big Ten with a 4-14 conference record to tie for 11th... Nebraska's 14 conference losses tied a program high, although it was the first time in school history that Nebraska played 18 conference games...NU played seven games against ranked teams in 2012, including a win over No. 12 Indiana...team set a school record for free throw percentage and ranked seventh nationally at 76.7 percent, breaking the previous mark of 76.5 percent in 1967-68...Bo Spencer's 15.4 points per game was the most by a Husker guard since the 2004-05 season...Nebraska overcame three double-figure deficits, including a 13-point second-half comeback against Indiana...Nebraska's 34-point home loss to Ohio State was the worst home loss in program history...The 2011-12 season was the final season for Doc Sadler, who compiled a 101-89 record in six seasons, guiding Nebraska to three postseason appearances.



2012-13

Overall Record: 15-18
Conference: 5-13 in Big Ten (10th)
Home: 11-7 (4-5) Away: 4-11 (1-8)
Coach: Tim Miles

H 11/11	Southern.....	W	66	55
Joe Cipriano Nebraska Classic *				
H 11/15	Valparaiso.....	W	50	48
H 11/18	UNO.....	W	75	62
H 11/21	Tulane.....	W	61	57
H 11/24	Kent State.....	L	60	74
ACC/Big Ten Challenge				
A 11/27	Wake Forest.....	W	79	63
H 12/3	USC.....	W	63	51
H 12/6	Creighton (16).....	L	42	64
A 12/15	Oregon.....	L	38	60
H 12/18	Jacksonville State.....	W	59	55
WestStar Bank Don Haskins Sun Bowl Invitational*				
N 12/22	Central Michigan.....	W	89	75
A 12/23	UTEP.....	L	52	68
H 12/29	Nicholls State.....	W	68	59
A 1/2	Ohio State (8).....	L	44	70
H 1/6	Wisconsin.....	L	41	47
A 1/9	Michigan (2).....	L	47	62
A 1/13	Michigan State (22).....	L	56	66
H 1/16	Purdue.....	L	56	65
A 1/19	Penn State.....	W	68	64
H 1/22	Illinois.....	L	51	71
H 1/26	Northwestern.....	W	64	49
A 1/29	Minnesota (23).....	L	65	84
H 2/2	Ohio State (11).....	L	56	63
H 2/9	Penn State.....	W	67	53
A 2/13	Indiana (1).....	L	47	76
H 2/16	Michigan State (8).....	L	64	73
H 2/23	Iowa.....	W	64	60
A 2/26	Wisconsin (17).....	L	46	77
A 3/2	Illinois.....	L	65	72
A 3/6	Minnesota.....	W	53	51
A 3/9	Iowa.....	L	60	74
Big Ten Tournament!				
N 3/14	Purdue.....	W	57	55
N 3/15	Ohio State! (10).....	L	51	70

*-Lincoln, Neb.; ^-El Paso, Texas; !-Chicago, Ill.

Season Notes: Tim Miles became the 27th head coach in program history on March 24, 2012...Miles became the first Husker coach to win his road debut since the 1919-20 season when the Huskers defeated Wake Forest in the ACC/Big Ten Challenge...10 of the Huskers' 18 losses came against ranked teams, as the 10 ranked opponents tied the most in a single-season in school history (also 1994-95 and 1991-92)...Nebraska went 11-7 in the final year of the Devaney Center, finishing with an all-time record of 447-151 (.751) in the 37 years at the Devaney Center... Dylan Talley earned honorable-mention All-Big Ten honors, leading the Huskers in both scoring (13.7 ppg) and assists (2.5 apg) and becoming the first Husker to win a season-ending award in the Big Ten era...Nebraska won its first-ever Big Ten Tournament game with a 57-55 win over Purdue at the United Center in Chicago.

2013-14

Overall Record: 19-13
Conference: 11-7 in Big Ten (4th)
Home: 15-1 (8-1) Away: 4-12 (3-6)
Coach: Tim Miles

H 11/8	Florida Gulf Coast.....	W	79	55
H 11/12	Western Illinois.....	W	62	47
H 11/17	South Carolina State.....	W	83	57
at Charleston Classic*				
N 11/21	UMass@.....	L	90	96
N 11/22	UAB@.....	L	74	87
N 11/24	Georgia@.....	W	73	65
H 11/30	Northern Illinois.....	W	63	58
ACC/Big Ten Challenge				
H 12/4	Miami.....	W	60	49
A 12/8	at Creighton.....	L	67	82
H 12/14	Arkansas State.....	W	79	67
H 12/21	The Citadel.....	W	77	62
A 12/28	at Cincinnati.....	L	59	74
A 12/31	Iowa (22).....	L	57	67
A 1/4	Ohio State (3).....	L	53	84
H 1/9	Michigan.....	L	70	71

A 1/12	at Purdue.....	L	64	70
H 1/20	Ohio State (18).....	W	68	62
A 1/23	at Penn State.....	L	54	58
H 1/26	Minnesota.....	W	82	78
H 1/30	Indiana.....	W	60	55
A 2/5	Michigan (10).....	L	50	79
A 2/8	Northwestern.....	W	53	49
H 2/12	Illinois.....	W	67	58
A 2/16	Michigan State (9).....	W	60	51
H 2/20	Penn State.....	W	80	67
H 2/23	Purdue.....	W	76	57
A 2/26	Illinois.....	L	49	60
H 3/1	Northwestern.....	W	54	47
A 3/5	Indiana.....	W	70	60
H 3/9	Wisconsin (9).....	W	77	68

Big Ten Tournament!

N 3/14	Ohio State! (24).....	L	67	71
NCAA Tournament*				
N 3/21	Baylor * (23).....	L	60	74

@-Charleston, S.C.; !-Indianapolis, Ind.; *-San Antonio, Texas

Season Notes: Nebraska reached the NCAA Tournament for the first time since 1998...Tim Miles was named Big Ten Coach of the Year and also won the Jim Phelan Award for national coach of the year...Nebraska went 11-7 in the Big Ten to finish fourth, its best conference finish since 1998-99...Nebraska opened Pinnacle Bank Arena and went 15-1 at home in the facility, the program's best home record since going 17-1 in 1982-83...Nebraska had two wins over top-10 teams, including a road win at No. 9 Michigan State, the first top-10 road win since 1997...Terran Petteway earned unanimous All-Big Ten honors...Petteway led the Big Ten in scoring at 18.1 ppg, becoming the first Husker in over 60 years to lead the conference in scoring...He also averaged a conference-best 18.6 ppg in Big Ten play, becoming the first Husker since Andre Smith in 1980-81 to lead in conference play...Shavon Shields joined Petteway on the All-Big Ten team, earning honorable-mention accolades.

2014-15

Overall Record: 13-18
Conference: 5-13 in Big Ten (12th)
Home: 10-6 (5-4) Away: 3-12 (0-9)
Coach: Tim Miles

H 11/16	21/Northern Kentucky	W	80	61
H 11/18	21/Central Arkansas.....	W	82	56
H 11/22	21/Rhode Island (OT)	L	62	66
H 11/25	Omaha.....	W	80	67
H 11/28	Tennessee-Martin.....	W	75	64
ACC/Big Ten Challenge				
A 12/1	Florida State.....	W	70	65
H 12/7	Creighton.....	L	55	65
H 12/10	Incarnate Word.....	L	73	74
H 12/13	Cincinnati (20T).....	W	56	55
at Hawaiian Airlines Diamond Head Classic*				
A 12/22	Hawaii.....	L	58	66
N 12/23	LMU (OT) ^.....	W	50	42
N 12/25	Ohio ^.....	W	71	58
H 12/31	Indiana.....	L	65	70
A 1/5	Iowa.....	L	59	70
H 1/8	Rutgers.....	W	65	49
H 1/11	Illinois.....	W	53	43
A 1/15	Wisconsin (7).....	L	55	70
H 1/20	Minnesota.....	W	52	49
H 1/24	Michigan State.....	W	79	77
A 1/27	Michigan.....	L	44	58
A 1/31	Minnesota.....	L	42	60
H 2/3	Northwestern.....	W	76	60
A 2/7	Penn State.....	L	43	56
H 2/10	Wisconsin (5).....	L	55	65
A 2/15	Purdue.....	L	54	66
A 2/19	Maryland (16).....	L	65	69
H 2/22	Iowa.....	L	46	74
A 2/26	Ohio State.....	L	57	81
A 3/4	Illinois.....	L	57	69
H 3/8	Maryland (10).....	L	61	64
Big Ten Tournament!				
N 3/11	Penn State !.....	L	65	68

^-Honolulu, Hawaii; !-Chicago, Ill.

Season Notes: Nebraska's national rankings during the first two polls of the season were the first since



The 2013-14 Huskers went 19-13 en route to the school's first NCAA Tournament berth since 1998.

the 1994-95 season...Nebraska set a school record by averaging 15,569 fans per game, ranking 10th nationally in attendance...Terran Petteway and Shavon Shields both went over 1,000 points at Nebraska, marking the first time since the 1998-99 season that two Huskers went over 1,000 points in the same season...Petteway earned third-team All-Big Ten honors by both the coaches and media...Shavon Shields became the first Husker basketball player to be named first-team Academic All-American.

2015-16

Overall Record: 16-18
Conference: 6-12 in Big Ten (11th)
Home: 10-8 (3-6) Away: 6-10 (3-6)
Coach: Tim Miles

H 11/14	Mississippi Valley State....	W	97	51
A 11/17	Villanova (11).....	L	63	87
H 11/19	Delaware State.....	W	75	60
Barclays Classic Presented by Honda*#				
H 11/22	Southeastern Louisiana^.....	W	92	65
H 11/24	Arkansas-Pine Bluff^.....	W	67	44
N 11/27	Cincinnati (24) #.....	L	61	65
N 11/28	Tennessee #.....	W	82	71
ACC/Big Ten Challenge				
H 12/1	Miami (21, OT).....	L	72	77
H 12/5	Abilene Christian.....	W	73	63
A 12/9	at Creighton.....	L	67	83
H 12/13	Rhode Island.....	W	70	67
H 12/20	Samford.....	L	58	69
H 12/22	Prairie View A&M.....	W	81	50
H 12/30	Northwestern.....	L	72	81
H 1/2	Indiana.....	L	69	79
A 1/5	Iowa (19).....	L	66	77
A 1/9	Rutgers.....	W	90	56
H 1/12	Minnesota.....	W	84	59
A 1/16	Illinois.....	W	78	67
A 1/20	Michigan State (11).....	W	72	71
H 1/23	Michigan.....	L	68	81
A 1/30	Purdue (21).....	L	74	89
H 2/3	Maryland (4).....	L	65	70
H 2/6	Rutgers.....	W	87	63
A 2/10	Wisconsin.....	L	61	72
H 2/13	Penn State.....	W	70	54
A 2/17	Indiana (22).....	L	64	80
H 2/20	Ohio State (OT).....	L	62	65
A 2/25	Penn State.....	L	55	56
H 3/1	Purdue (15).....	L	62	81
A 3/6	at Northwestern.....	L	54	65

Big Ten Tournament!

N 3/9	Rutgers !.....	W	89	72
N 3/10	Wisconsin !.....	W	70	58
N 3/11	Maryland (18) !.....	L	86	97

^-Lincoln, Neb.; #-Brooklyn, N.Y.; !-Indianapolis, Ind.

Season Notes: Shavon Shields earned first-team Academic All-America honors for the second straight season and became the first Husker basketball player to earn UNL Male Student-Athlete of the Year...Shields was a second-team All-Big Ten pick by the coaches and a third-team honoree by the media, while Andrew White III garnered honorable-mention All-Big Ten honors... Nebraska ranked 11th nationally after averaging 15,430 fans per game...Nine of the Huskers' 18 losses were against ranked teams.

2016-17

Overall Record: 12-19
Conference: 6-12 in Big Ten (t12th)
Home: 8-8 (3-6) Away: 4-11 (3-6)
Coach: Tim Miles

H 11/13	Sacramento State.....	W	83	61
H 11/15	Mary.....	W	70	38
H 11/19	Louisiana Tech.....	W	65	54
at Wooden Legacy ^\$				
N 11/24	Dayton ^.....	W	80	78
N 11/25	UCLA (14) ^.....	L	71	82
N 11/27	Virginia Tech \$.....	L	53	66
ACC/Big Ten Challenge				
A 11/30	Clemson.....	L	58	60
H 12/3	South Dakota.....	W	73	61
H 12/7	Creighton (10).....	L	62	77
A 12/10	Kansas (3).....	L	72	89
H 12/18	Gardner-Webb.....	L	62	70
H 12/20	Southern.....	W	81	76
A 12/28	Indiana (16).....	W	87	83
A 1/1	Maryland.....	W	67	65
H 1/5	Iowa (20T).....	W	93	90
H 1/8	Northwestern.....	L	66	74
A 1/14	Michigan.....	L	85	91
H 1/18	Ohio State.....	L	66	67
A 1/21	Rutgers.....	L	64	65
A 1/26	Northwestern.....	L	61	73
H 1/29	Purdue (20).....	W	83	80
H 2/2	Michigan State.....	L	61	72
A 2/5	Iowa.....	L	70	81
H 2/9	Wisconsin (7, OT).....	L	69	70
H 2/14	Penn State.....	W	82	66
A 2/18	Ohio State.....	W	58	57
A 2/23	Michigan State.....	L	72	88
H 2/26	Illinois.....	L	57	73
A 3/2	Minnesota.....	L	73	88
H 3/5	Michigan.....	L	57	93
Big Ten Tournament!				
A 3/8	Penn State ! (OT).....	L	67	76

^-Fullerton, Calif; \$-Anaheim, Calif; !-Washington, D.C.

Season Notes: Nebraska played consecutive top-10 teams in non-conference play for the first time in school history...15 of NU's 19 losses were to teams that made the NCAA or NIT Tournament...Nebraska won Big Ten games at Maryland and at Ohio State for the first time in program history...Tai Webster earned second-team honors by the Big Ten media and third-team honors by the Big Ten Media...Nebraska ranked 11th nationally in attendance after averaging 15,427 fans per game.

2017-18

Overall Record: 22-11
Conference: 13-5 in Big Ten (t4th)
Home: 16-1 (9-0) Away: 6-10 (4-5)
Coach: Tim Miles

H 11/11	Eastern Illinois.....	W	72	68
H 11/13	North Texas.....	W	86	67
Gavitt Tipoff Games/Advocate Invitational #				
A 11/16	at St. John's #.....	L	56	79
H 11/19	North Dakota.....	W	92	70
Advocate Invitational ^				
N 11/23	vs. UCF ^.....	L	59	68
N 11/24	vs. Marist ^.....	W	84	59
N 11/26	vs. Long Beach State ^.....	W	85	80

HISTORY

2023-24 NEBRASKA BASKETBALL

ALL-TIME RESULTS

Big Ten/ACC Challenge

H 11/29	Boston College	W	71	62
A 12/3	Michigan State (3)	L	57	86
H 12/5	Minnesota (14)	W	78	68
A 12/9	Creighton	L	65	75
H 12/16	Kansas (13)	L	72	73
H 12/20	UTSA	W	104	94
H 12/22	Delaware State	W	85	68
H 12/29	Seton Hall	W	71	62
A 1/2	Northwestern	W	70	55
A 1/6	Purdue (13)	L	62	74
H 1/9	Wisconsin	W	63	59
A 1/12	Penn State (OT)	L	74	76
H 1/15	Illinois	W	64	63
H 1/18	Michigan (23)	W	72	52
A 1/22	Ohio State (13)	L	59	64
A 1/24	Rutgers	W	60	54
H 1/27	Iowa	W	98	84
A 1/29	Wisconsin	W	74	63
A 2/6	Minnesota	W	91	85
H 2/10	Rutgers	W	67	55
H 2/13	Maryland	W	70	66
A 2/18	Illinois	L	66	72
H 2/20	Indiana	W	66	57
H 2/25	Penn State	W	76	64

at Big Ten Tournament!

N 3/2	Michigan (15)!	L	58	77
-------	----------------	---	----	----

NIT Tournament

A 3/14	Mississippi State	L	59	66
--------	-------------------	---	----	----

#-Queens, N.Y.; ^-Orlando, Fla.; !-New York City

Season Notes: Nebraska made its first postseason tournament appearance in four seasons...Nebraska's 22 wins ranked second in school history and was the most since 1990-91 and the Huskers set a school record with 13 Big Ten wins...NU went unbeaten in conference home games for the first time since 1955-56...James Palmer Jr. earned first-team All-Big Ten honors from the coaches and second-team accolades from the media...Isaac Copeland was an honorable-mention All-Big Ten pick by the coaches and media...Nebraska ranked 11th nationally in attendance at 15,492 fans per game.

2018-19

Overall Record: 19-17

Conference: 6-14 in Big Ten (13th)

Home: 13-5 (5-5) Away: 6-12 (1-9)

Coach: Tim Miles

H 11/6	Mississippi Valley State	W	106	37
H 11/11	Southeastern	W	87	35

Gavitt Tipoff Games

H 11/14	Seton Hall	W	80	57
---------	------------	---	----	----

Hall of Fame Classic Powered by ShotTracker^

N 11/19	Missouri State ^	W	85	62
N 11/20	Texas Tech ^	L	52	70
H 11/24	Western Illinois	W	73	49

ACC/Big Ten Challenge

A 11/26	Clemson	W	68	66
H 12/2	Illinois	W	75	60
A 12/5	24/Minnesota	L	78	85
H 12/8	24/Creighton	W	94	75
N 12/16	Oklahoma State \$	W	79	56
H 12/22	25/Cal State Fullerton	W	86	62
H 12/29	SW Minnesota State	W	79	38
A 1/2	24/Maryland	L	72	74
A 1/6	24/Iowa (25)	L	84	93
H 1/10	Penn State	W	70	64
A 1/14	Indiana (25)	W	66	51
H 1/17	Michigan State (6)	L	64	70
A 1/21	Rutgers	L	69	76
H 1/26	Ohio State	L	60	70
H 1/29	Wisconsin (24)	L	51	62
A 2/2	Illinois	L	64	71
H 2/6	Maryland (24)	L	45	60
A 2/9	Purdue (15)	L	62	81
H 2/13	Minnesota	W	62	61
H 2/16	Northwestern	W	59	50
A 2/19	Penn State	L	71	95
H 2/23	Purdue (15)	L	72	75
A 2/28	Michigan (9)	L	53	82
A 3/5	Michigan State (9)	L	76	91
H 3/10	Iowa (OT)	W	93	91

at Big Ten Tournament!

N 3/13	Rutgers !	W	68	61
N 3/14	Maryland ! (21)	W	69	61
N 3/15	Wisconsin ! (19)	L	62	66

NIT Tournament

H 3/20	Butler	W	80	76
A 3/24	TCU	L	72	88

^-Kansas City, Mo.; \$-Sioux Falls, S.D.; !-Chicago, Ill.

Season Notes: Nebraska made its first appearance in the AP Top 25 since 2014 when it appeared in the Dec. 3 poll after a 7-1 start...NU's win over Seton Hall was its first-ever Gavitt Tipoff Games win...Nebraska faced a school-record 11 ranked opponents in 2018-19...The Huskers stretched their home win streak to 20 games to tie a school mark before losing to No. 6 Michigan State on Jan. 17...James Palmer Jr. earned third-team All-Big Ten honors by both the coaches and the media...The Huskers' 80-76 win over Butler was NU's first postseason win since 2008...Nebraska was 10th nationally in attendance at 15,341 fans per game...The 2018-19 season was the final one for Tim Miles, who led NU to three postseason appearances, including the 2014 NCAA Tournament.

2019-20

Overall Record: 7-25

Conference: 2-18 in Big Ten (14th)

Home: 5-11 (2-8) Away: 2-14 (0-10)

Coach: Fred Hoiberg

H 11/5	UC Riverside	L	47	66
H 11/9	Southern Utah (20T)	L	78	79
H 11/15	South Dakota State	W	90	73
H 11/22	Southern (OT)	W	93	86

Cayman Islands Classic^

N 11/25	Washington State	W	82	71
N 11/26	George Mason	L	66	85
N 11/27	South Florida	W	74	67

ACC/Big Ten Challenge

A 12/4	at Georgia Tech	L	56	73
A 12/7	at Creighton	L	74	95
A 12/13	at Indiana (OT)	L	90	96
H 12/15	Purdue	W	70	56
H 12/21	North Dakota	L	74	75
H 12/29	TAMU-Corpus Christi	W	73	52
H 1/3	Rutgers	L	62	79
H 1/7	Iowa	W	76	70
A 1/11	Northwestern	L	57	62
A 1/14	Ohio State (21)	L	68	80
H 1/18	Indiana	L	74	82
A 1/21	Wisconsin	L	68	82
A 1/25	Rutgers (24)	L	72	75
H 1/28	Michigan	L	68	79
H 2/1	Penn State (24)	L	64	76
A 2/8	Iowa (17)	L	72	96
A 2/11	Maryland (9)	L	70	72
H 2/15	Wisconsin	L	64	81
H 2/20	Michigan State	L	65	86
A 2/24	Illinois	L	59	71
H 2/27	Ohio State (23)	L	54	75
H 3/1	Northwestern (OT)	L	76	81
A 3/5	Michigan (19)	L	58	82
A 3/8	Minnesota	L	75	107

Big Ten Tournament!

N 3/11	vs. Indiana	L	64	89
--------	-------------	---	----	----

^-George Town, Grand Cayman; !-Indianapolis, Ind.

Season Notes: Fred Hoiberg became the 28th head coach in program history on March 30, 2019...Cam Mack became the first Husker men's basketball player to record a triple double with 11 points, 10 rebounds and 12 assists in a win over Purdue...Mack was named honorable-mention All-Big Ten by the media...Nebraska's four overtime games tied a single-season school record...Yvan Ouedraogo set a freshman single-game rebounding record with 19 caroms against Northwestern and grabbed a school freshman record 203 caroms on the year...Nebraska ranked 11th nationally in attendance after averaging 15,605 fans per game.

2020-21

Overall Record: 7-20

Conference: 3-16 in Big Ten (14th)

Home: 6-9 (2-7) Away: 1-11 (1-9)

Coach: Fred Hoiberg

H 11/25	McNeese State	W	102	55
---------	---------------	---	-----	----

Golden Window Classic #

H 11/26	Nevada #	L	66	69
H 11/28	North Dakota State #	W	79	57
H 12/1	South Dakota	W	76	69

Big Ten/ACC Challenge

H 12/9	Georgia Tech	L	64	75
A 12/11	at Creighton (8)	L	74	98
H 12/17	Doane	W	110	64
A 12/22	at Wisconsin (9)	L	53	67
H 12/25	Michigan (19)	L	69	80
A 12/30	at Ohio State (25)	L	54	90
H 1/2	Michigan State (17)	L	77	84
A 1/5	at Purdue	canceled		
H 1/10	Indiana	L	76	84
A 2/6	at Michigan State	L	56	66
A 2/8	at Minnesota	L	61	79
H 2/10	Wisconsin (21)	L	48	61
H 2/12	Illinois (6) (OT)	L	72	77
A 2/14	at Penn State	W	62	61
A 2/16	at Maryland	L	50	64
A 2/17	at Maryland	L	71	79
H 2/20	Purdue	L	58	75
H 2/23	Penn State	L	83	86
A 2/25	at Illinois (5)	L	70	86
H 2/27	Minnesota	W	78	74
H 3/1	Rutgers	W	72	51
A 3/4	at Iowa (5)	L	64	102
A 3/7	at Northwestern	L	78	79

at Big Ten Tournament!

N 3/10	vs. Penn State!	L	66	72
--------	-----------------	---	----	----

#-Lincoln, Neb.; !-Indianapolis, Ind.

Season Notes: The regular season was played without fans because of the COVID-19 pandemic...Dalano Banton recorded a triple-double (13 points, 11 rebounds, 10 assists) against Doane...NU's game at Purdue was canceled because of COVID-19, while the Huskers did not play between Jan. 10 and Feb. 6 because of a COVID-19 pause...Nebraska closed the regular season with 14 games in 30 days...The Huskers' 62-61 win at Penn State broke a 25-game Big Ten losing streak and a 24-game road losing streak...Nebraska's consecutive games at Maryland marked the first time NU had played a conference opponent on back to back days since 1921 (Iowa State)...Teddy Allen set a Pinnacle Bank Arena record with 41 points against Penn State on Feb. 23 and earned honorable-mention All-Big Ten honors from the media.

2021-22

Overall Record: 10-22

Conference: 4-16 in Big Ten (13th)

Home: 7-12 (1-9) Away: 3-10 (3-7)

Coach: Fred Hoiberg

H 11/9	Western Illinois	L	74	75
H 11/12	Sam Houston	W	74	65
H 11/16	Creighton	L	69	77
H 11/19	Idaho State	W	78	60
H 11/21	Southern	W	82	59
H 11/23	Tennessee State	W	79	73
H 11/27	South Dakota	W	83	70
A 12/1	NC State (40T)	L	100	104
A 12/4	Indiana	L	55	68
H 12/7	Michigan	L	67	102

Holiday HoopsGIVING #

N 12/11	Auburn (18) #	L	68	99
H 12/19	Kansas State	L	58	67
H 12/22	Kennesaw State	W	88	74
H 1/2	Ohio State (13) (OT)	L	79	87
A 1/5	Michigan State (10)	L	67	79
A 1/8	Rutgers	L	65	93
H 1/11	Illinois (25)	L	71	81
A 1/14	Purdue (7)	L	65	92
H 1/17	Indiana	L	71	78
H 1/27	Wisconsin (11)	L	65	73
H 1/29	Rutgers	L	61	63
A 2/1	Michigan	L	79	85
H 2/5	Northwestern	L	63	87

H 2/9	Minnesota	W	78	65
A 2/13	Iowa	L	75	98
H 2/18	Maryland	L	74	90
A 2/22	Northwestern	L	65	77
H 2/25	Iowa (25)	L	78	88
A 2/27	Penn State	W	93	70
A 3/1	Ohio State (23)	W	78	70
A 3/6	Wisconsin (10)	W	74	73

Big Ten Tournament!

N 3/9	Northwestern	L	69	71
-------	--------------	---	----	----

#-Atlanta, Ga.; !-Indianapolis, Ind.

Season Notes: Nebraska posted consecutive road wins at No. 23 Ohio State and No. 10 Wisconsin, marking the first time that the Huskers won consecutive road games against ranked opponents...NU's win at No. 10 Wisconsin marked only the fourth top-10 win away from home in school history...Bryce McGowens was an eight-time Big Ten Freshman of the week, the most honors since Ohio State's Jared Sullinger in 2010-11...Bryce McGowens set a school freshman record by averaging 16.8 points per game on his way to third-team All-Big Ten honors...Alonzo Verge Jr. led the Big Ten in assists with 5.45 assists per game...Nebraska ranked 10th nationally in average attendance (15,283).

2022-23

Overall Record: 16-16

Conference: 9-11 in Big Ten (11th)

Home: 11-4 (6-4) Away: 5-12 (3-7)

Coach: Fred Hoiberg

H 11/7	Maine	W	79	66
H 11/10	Omaha	W	75	61

Gavitt Tipoff Games *

A 11/17	St. John's *	L	50	70
H 11/20	Arkansas-Pine Bluff	W	82	58

ESPN Invitational &

N 11/24	Oklahoma	L	56	69
N 11/25	Memphis	L	61	73
N 11/27	Florida State	W	75	58

ACC/Big Ten Challenge

H 11/30	Boston College	W	88	67
A 12/4	Creighton (7)	W	63	53
A 12/7	Indiana (14)	L	65	81
H 12/10	Purdue (4) (OT)	L	62	65

Wildcat Classic #

A 12/17	Kansas State	L	56	71
---------	--------------	---	----	----

Battle in the Vault ^

H 12/20	Queens University ^	W	75	65
H 12/29	Iowa	W	66	50
A 1/3	Michigan State	L	56	74
A 1/7	Minnesota (OT)	W	81	79
H 1/10	Illinois	L	50	76
A 1/13	Purdue (3)	L	55	73
H 1/18	Ohio State	W	63	60
A 1/21	Penn State	L	65	76
H 1/25	Northwestern	L	63	82
A 1/28	Maryland	L	63	82
A 1/31	Illinois	L	56	72
H 2/5	Penn State	W	72	63
A 2/8	Michigan	L	72	93
H 2/11	Wisconsin (OT)	W	73	63
A 2/14	Rutgers	W	82	72
H 2/19	Maryland (OT)	W	70	66
H 2/25	Minnesota	W	78	67
H 2/28	Michigan State	L	67	80
A 3/5	Iowa	W	81	78

Big Ten Tournament!

N 3/8	Minnesota	L	75	78
-------	-----------	---	----	----

#-Kansas City, Mo.; !-Chicago, Ill.; & - Orlando, Fla. ^-Lincoln, Neb. *-Queens, N.Y.

Season Notes: Nebraska finished with a .500 record for the first time since 2018-19, while the Huskers' nine Big Ten wins were the most since 2017-18...Derrick Walker was named second-team All-Big Ten by the coaches, while Keisei Tominaga was an honorable-mention All-Big Ten selection...Walker was selected to play in the NABC all-star game at the Final Four...Nebraska tied a school record with four overtime games, going 3-1 in those contests...Nebraska's win at No. 7 Creighton was NU's first regular-season road win over the Bluejays since 1995 and third straight road win over a ranked opponent dating back to 2021-22.



MEDIA
INFORMATION

N 2023-24 NEBRASKA BASKETBALL MEDIA INFORMATION AND POLICIES

The 2023-24 Nebraska media guide is designed to assist the media in its coverage of the Nebraska Cornhusker men's basketball program. Additional information, including releases, photographs and video may be obtained by contacting the Communications Office at (402) 472-2263, or in many cases can be found on Huskers.com. Below are guidelines for covering Nebraska in-season. Additions or changes to these policies can be found at Huskers.com/media.

MEDIA CREDENTIALS

All requests for press, broadcast, photo and parking credentials for Nebraska basketball home games should be directed to Vicki Capazo (vcapazo@huskers.com), One Memorial Stadium, P.O. Box 880123, 800 Stadium Drive, Lincoln, NE, 68588-0123. Credential requests can also be sent via e-mail to Sr. Associate Communications Director Shamus McKnight (smcknight@huskers.com) at least one week before the game.

As a general rule, working space is allocated on the following basis:

- 1) Writers covering for same or next day publication;
- 2) Radio personnel for broadcast originations;
- 3) press and TV working photographers
- 4) Sports editors/reporters of Nebraska daily newspapers;
- 5) Official school student daily newspaper, one seat only;
- 6) Approved special coverage as space allows;

Visiting freelance and amateur photographers are not eligible for media credentials, except by approval of the Nebraska Communications Office. Generally, weekly newspaper representatives, Internet news services and non-originating radio representatives cannot be accommodated because of space limitations.

MEDIA WILL CALL/MEDIA PARKING

Media credentials that are not mailed may be picked up at the media will-call window, located at the upper level at Pinnacle Bank Arena (North side of arena). The will-call window opens 90 minutes before tipoff and photo identification is required for pickup of credentials or tickets. For the 2023-24 season, media parking is located in the festival lot behind Pinnacle Bank Arena. Directions to the media lot are listed on page 206 of this publication.

COACH HOIBERG INTERVIEW TIME

Coach Hoiberg will hold press availability with the local media prior to each game, either at the Hendricks Training Complex or at Pinnacle Bank Arena. Typically one or two players will be available at that time, depending on class schedules. All interviews with Coach Hoiberg must be scheduled through the Communications Office.

COMMUNICATIONS STAFF



KEITH MANN
Associate A.D./
Communications



SHAMUS MCKNIGHT
Sr. Associate
Communications
Director/
Men's Basketball



JEFF GRIESCH
Sr. Associate
Communications
Director/Operations



MATT SMITH
Associate
Director/Strategic
Research



NATE POHLEN
Assistant
Communications
Director



JARED MEISTER
Assistant
Communications
Director



SCOTT BRUHN
Director of
Photography



VICKI CAPAZO
Administrative
Support Associate



MADDIE PETERSON
Intern



MEGHAN STRAUB
Intern

COMMUNICATIONS CONTACT INFORMATION

Phone: (402) 472-2263
Fax: (402) 472-2005
sportsinfo@huskers.com
Huskers.com/media

POSTGAME INTERVIEWS

Nebraska's locker room is closed to the media at home and on the road. For home games, Nebraska's postgame news conference will be held following a brief cooling off period in the interview room (C-145) off the northeast corner of the court. The opposing team is housed in the visitor's locker room, located off the northwest corner of the playing floor and will be available following the cooling off period. Make requests for opposing players and coaches through the visiting SID. To access the media work room and postgame interview room, take the elevator from the main concourse behind Section 103.

On the road, Coach Hoiberg and select players will be available after the cooling off period. Check with Sr. Associate Communications Director Shamus McKnight regarding where player interviews will take place.

PLAYER INTERVIEWS

All media requests for interviews with Nebraska basketball players should be directed to Sr. Associate Communications Director Shamus McKnight [office phone: (402) 472-7772, cell phone: (402) 540-0268] at least one day in advance. The best time for in-season interviews is after practices, depending on class schedules. Players are not available on game days or off days.

PRESS SEATING

Press row for writers and non-originating radio networks is located in Section 121 (northwest corner), just below the main concourse. The visiting radio network is located across from the scorer's table, along with the Huskers Radio Network spot and live television tables. Television crews broadcasting live may shoot from either floor level (northeast or southwest baselines) or the camera deck, but they may not occupy space in the upper-level video area.

MEDIA WORK ROOM

A media work room (C-151) is available on the east side of Pinnacle Bank Arena, a short walk from the Interview room. Media can use the room prior to, during and after the game to write and send stories. Wireless Internet is available in the room, while media entities needing ethernet lines to transmit photography and video should contact Joe Mack, Technology Manager at Pinnacle Bank Arena, by phone at (402) 904-5660 at least three days in advance.

PHOTOGRAPHY/VIDEO BOXES

Photography and video boxes are located along both baselines in front of the court side seating area. Spots will be assigned on a game-by-game basis, and those boxes are the only place photographers can shoot from on the court. Once the team enters the court for pregame warmups, photographers and videographers should not be on the court at any time.

WIRELESS INTERNET

Pinnacle Bank Arena has a secured media wireless network for working media. Instructions will be available on how to access the network in the media work room and on press row. A member of NU's computing services staff will be on hand to assist media needing access.

MEDIA SERVICES

Notes, flipcards and media guides will be provided before each game. Final statistics, play-by-play sheets and quotes from each locker room will be distributed via email following the game and will be available on Huskers.com. A light pregame meal will be served in the media work room (C-151) approximately 60 minutes before tipoff.

COMMUNICATIONS OFFICE

The University of Nebraska Communications Office is located on the third floor of the Osborne Athletic Complex, which is at the north end of Memorial Stadium. The building address is One Memorial Stadium, 800 Stadium Drive, Lincoln, NE 68588-0123, and is located less than one mile away from Pinnacle Bank Arena.

RADIO/TELEVISION BROADCAST SPACE

Requests for live radio and television broadcast space should be made to Sr. Associate Communications Director Shamus McKnight at smcknight@huskers.com. If statisticians are needed, contact Shamus McKnight at least five days in advance.

RADIO BROADCAST RIGHTS

The University of Nebraska-Lincoln owns exclusive radio broadcast rights to all of the University's men's basketball games. Other than the Huskers Radio Network and the University of Nebraska student radio station (KRNU), the only radio stations or networks allowed to broadcast Nebraska games from Pinnacle Bank Arena are those that have rights to broadcast games played by the opposing team.

All radio stations and networks broadcasting from the Pinnacle Bank Arena must receive prior permission from the University. Any representative of a radio station or network that has not purchased such rights shall not air live game action or description of any game while it is in progress, nor shall such representatives air tape-recorded or live commentary of Nebraska coaches or players from the premises for one hour before or 20 minutes after a game.

Only stations that have purchased broadcast rights may install telephone lines on press row, or use telephone lines on press row for reporting on games. By accepting media credentials,

representatives of stations and networks that have not purchased broadcast rights signify their agreement to all stipulations.

BROADCAST TELEPHONE LINES

The Huskers Radio Network installs telephone lines for visiting official broadcasts. Those interested in using the lines should contact Russ Brown of the Huskers Radio Network at (478) 457-4076. Official visiting radio stations are welcome to have their own telephone lines installed at the visiting radio position and may do so by contacting Joe Mack, Technology Manager at Pinnacle Bank Arena, by phone at (402) 904-5660 or jmack@smglincoln.com.

PROFESSIONAL SCOUTING PASSES

Per Big Ten Conference rules, the University of Nebraska provides press box access to scouts of professional basketball teams based on availability. If no space is available in the press box, scouts may arrange through the Communications Office (402) 472-2263 to purchase tickets for Nebraska home games.

FACILITY USE RESTRICTIONS

The University of Nebraska-Lincoln has an interest in protecting its facilities, property and reputation associated with its intercollegiate sports. Therefore, no person shall be permitted to access or use the arenas, facilities and other University of Nebraska intercollegiate athletic venues without first securing the permission of the Athletic Director or his/her designee. In no case shall any person be permitted to use these venues for the purposes of promoting the sale or manufacture of alcohol or tobacco or the promotion of any venture associated directly or indirectly with legal or illegal gaming or gambling.

BIG TEN CREDENTIAL POLICY AND RESTRICTIONS

This working credential is subject in all respects to the Media Credential Criteria and

Policies set forth by The Big Ten Conference, Inc. as in effect from time to time. This working credential is issued for the sole purpose of providing facility access to an accredited agency's employee who has a legitimate working function (media or game service) in conjunction with this event. Any alteration, assignment, duplication, modification, sale, or transfer of this credential is expressly prohibited. Violation of the foregoing or any other unauthorized use of this credential subjects the bearer to ejection from the facility and prosecution for criminal trespass, in addition to all other rights or remedies available to the Big Ten Conference, Inc. By using this working credential, the bearer and accredited organization voluntarily assume any and all risks, hazards, and dangers in connection with or incidental or ancillary to this event, including, without limitation, the risk of personal injury, death, exposure to communicable disease, virus, bacteria, or illness, and lost, stolen, or damaged property, and release, waive, and agree to jointly and severally indemnify The Big Ten Conference, Inc. from and against any claim, damage, expense, liability, or loss arising out of or otherwise related to the same. Any secondary use of any picture, photograph, audio description, video, film/tape, drawing or other description of a game taken or made by the accredited organization or individual to whom this credential has been issued (including, but not limited to use in delayed editorial or non-editorial advertising, sales promotion or merchandising) is prohibited without The Big Ten Conference, Inc.'s prior explicit written approval. Nothing in these terms and conditions allows, authorizes, or grants the bearer of these credentials any right in or to the trademarks, copyright or any other proprietary rights of The Big Ten Conference, Inc. and its member institutions, each of which are expressly reserved. A maximum of two minutes (2:00) of game video footage (without audio) may be utilized during the seven (7) days following the conclusion of the game solely within regularly scheduled bona fide news programming distributed via television, and may not be distributed via the internet, wireless or other forms of media.

COMPLIANCE GUIDELINES

COMMITMENT TO COMPLIANCE

On behalf of the University of Nebraska student-athletes, coaches, and Athletic Department staff, I would like to express my appreciation for your continued support of our entire athletic program. The University of Nebraska is known for its loyal, passionate, and knowledgeable fans. It is this type of fervent support that not only assists Nebraska student-athletes in reaching their full potential on and off the playing field, but also draws the next generation of student-athletes to our campus. However, as a University of Nebraska donor, alumni, or fan, please remember that you are also required to know and follow NCAA regulations.

Our coaches, student-athletes, and Athletic Department staff members are knowledgeable about NCAA regulations because they receive ongoing education. But, to truly attain the excellence the University of Nebraska strives for, we also need our supporters to be educated about these same regulations. In turn, you will be assisting us with protecting the eligibility and well-being of our current and future student-athletes.

Please review the information listed below, which includes some of the most important and frequently asked questions about NCAA regulations and the link to new information about policies pertaining to the NCAA's new Name, Image, and Likeness (NIL) rules. Since this document cannot address everything you may need to know, I encourage you to contact our office with questions that may arise. Our staff can be reached at (402) 472-2042 or compliance@huskers.com.

Thank you and Go Big Red!

Jamie Vaughn, Executive Associate Athletic Director - Compliance

NCAA PRINCIPLES INSTITUTIONAL CONTROL

It is the responsibility of the University of Nebraska to control its intercollegiate athletic program in compliance with the rules and regulations of the NCAA and the Big Ten Conference.

RESPONSIBILITY

The University of Nebraska's responsibility for the conduct of its program includes responsibility for the actions of its staff members and for the actions of any other individual or organization engaged in activities promoting the athletic interests of the institution. This includes donors, alumni, and fans.

COMPLIANCE

The University of Nebraska must monitor its program to assure compliance and to identify and report to the NCAA instances in which compliance has not been achieved. An institution found to have violated NCAA rules is subject to disciplinary and corrective actions as determined by the NCAA.

FREQUENTLY ASKED QUESTIONS FROM BOOSTERS AM I A BOOSTER?

Anyone who engages in the following is a booster for the University of Nebraska:

- a) Belongs to a University of Nebraska Athletic booster club;
- b) Makes financial contributions to a NIL Collective that represents and employs Husker student-athletes;
- c) Makes financial contributions to the Athletic Department or a specific Husker team;
- d) Assists in the recruitment of prospective student-athletes;
- e) Employs, gives benefits to, or provides services to a student-athlete, a prospective student-athlete or the relatives/friends of either; or
- f) Promotes the University of Nebraska athletic programs.

WHERE CAN I GET MORE INFORMATION ABOUT THE NAME, IMAGE, LIKENESS (NIL) POLICIES AT THE UNIVERSITY?

If you have specific questions on NIL, please reach out to Jonathan Bateman, Assistant A.D. - NIL Strategy and Governance at jbateman@huskers.com.

WHAT IS AN "EXTRA BENEFIT"?

An "extra benefit" is any benefit provided to a student-athlete or a student-athlete's relatives or friends that is not authorized by NCAA legislation or available to the general student body. The following list is not exhaustive, but includes examples of "extra benefits" that jeopardize a student-athlete's eligibility:

- a) Free or discounted: food, merchandise, housing, tickets, repairs, haircuts, tattoos, golf/gym memberships, jewelry, etc;
- b) Use of a car, boat, or ATV; and
- c) Gifts, loans, money, or gift cards.

CAN I CONTACT PROSPECTIVE STUDENT-ATHLETES (RECRUITS) FOR THE HUSKERS?

No. It is not permissible for boosters to contact recruits. This restriction applies to, but is not limited to, the following forms of contact:

- a) Face-to-Face Meetings;
- b) Phone Calls, Zoom, or any other type of videoconferencing;
- c) Emails/Text Messages/DMS; and
- d) Facebook, Twitter, and all other forms of social media communication.

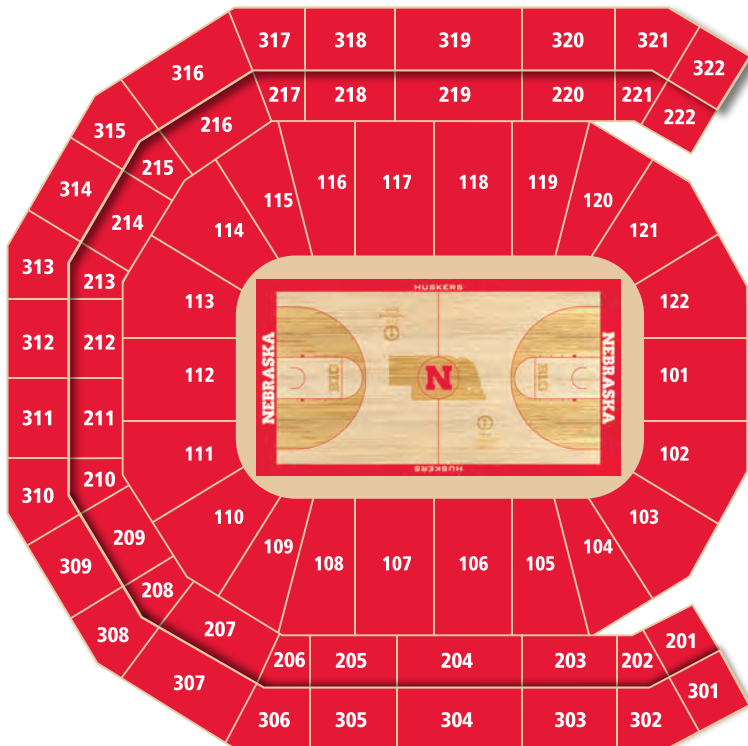
Although we recognize that some donors, alumni, and fans may have preexisting relationships with student-athletes through family and friends, please contact our staff prior to providing any benefit to a current student-athlete. It is important that the nature of the relationship and proposed benefit is disclosed in advance to ensure the student-athlete's eligibility is not jeopardized. In addition to answering questions directly, our staff can work with the NCAA and Big Ten Conference to confirm whether a benefit is permissible. Please contact our office at (402) 472-2042 or compliance@huskers.com with any questions.

N 2023-24 NEBRASKA BASKETBALL PINNACLE BANK ARENA AND PARKING MAP

PINNACLE BANK ARENA PARKING MAP



PINNACLE BANK ARENA SEATING CHART



DIRECTIONS TO PBA FROM LINCOLN MUNICIPAL AIRPORT

Turn right on Northwest 12th Street as you drive out of the airport. Northwest 12th Street becomes Cornhusker Highway, which intersects with I-180. Turn south (right) onto I-180 until it becomes 9th Street. Turn right onto R Street. Pinnacle Bank Arena is north of R Street at the intersection of R Street and Canopy Street.

DIRECTIONS TO PBA FROM OMAHA'S EPPLEY AIRPORT

Follow the signs to downtown Omaha and I-480. Take I-480 West to I-80, then take I-80 West approximately 60 miles to I-180. Turn south (right) onto I-180 until it becomes 9th Street. Turn right onto R Street. Pinnacle Bank Arena is north of R Street at the intersection of R Street and Canopy Street.

MEDIA PARKING

For the 2023-24 season, media parking will be located in the Festival Lot behind PBA. If you are using a GPS, type in the following address, which is the ballpark on the site. (Haymarket Park; 403 Line Drive Circle, Lincoln, NE 68508). Media may walk to the arena utilizing the connecting Pedestrian Bridge and will land at the northeast corner of the arena and will also connect to the east side of the arena at ground level.

Directions to the Festival Lot From the North

- Take exit 401 for I-180 E toward downtown Lincoln
- Take a right at "O" Street
- Take West "O" Street to Sun Valley Boulevard
- Take a right onto Sun Valley Boulevard and go north to Line Drive
- From Line Drive, turn right and the Festival Space parking lot is located behind the Breslow Ice Center

Directions to the Festival Lot From the South

- From 10th Street (one way heading north into downtown), go left on "O" Street to Sun Valley Boulevard
- Take a right onto Sun Valley Boulevard and go north to Line Drive
- From Line Drive, turn right and the Festival Space parking lot is located behind the Breslow Ice Center

DOWNTOWN LINCOLN PARKING

In addition to the lots around Pinnacle Bank Arena, several parking garages are located downtown and are available for events at Pinnacle Bank Arena. For locations, use the QR code on the right side of this page or contact City of Lincoln Parking Services at (402) 441-PARK or visit ParkAndGo.org.



ARENA PARKING LOCATIONS

- ▶ Pinnacle Bank Arena Garage: Attached to Pinnacle Bank Arena (permit only, 283 stalls)
- ▶ Red 1 Garage: Located one block south of Pinnacle Bank Arena on Pinnacle Arena Drive (permit only, 950 stalls)
- ▶ Green 2 Garage: Located two blocks south of Pinnacle Bank Arena on Pinnacle Arena Drive (permit and public parking, 700 stalls)
- ▶ Blue 3 Garage: Located three blocks south of Pinnacle Bank Arena on Pinnacle Arena Drive (public parking, 950 stalls)
- ▶ Lumberworks Garage: Located four blocks south of Pinnacle Bank Arena at the corner of Canopy Street and O Street (500 stalls)
- ▶ Festival Space Parking: Located north of Pinnacle Bank Arena and connected to the arena via pedestrian bridge (1,300 stalls)
- ▶ SDCP: Located east of Pinnacle Bank Arena on T Street and Stadium Drive (permit & public parking, 600 stalls)
- ▶ Lots 7 and 18: Located northeast of Pinnacle Bank Arena on North 8th Street (permit only, 500 stalls)
- ▶ Lots 19, 20 & 21: Located at Haymarket Park north of Pinnacle Bank Arena and connected to the Haymarket District via walkway (1,650 stalls)

DISABLED PARKING/DROP OFF SITE

A limited number of disabled parking spots are available for a charge on a first-come, first-served basis at Gate 4 behind Pinnacle Bank Arena. Look for directional signage on Pinnacle Arena Drive. Other disabled parking is available in the Festival Parking area near Pinnacle Bank Arena. Vehicles must have a state-issued handicapped hang tag or license plate. For the convenience of fans, a drop-off location is available for fans with disabilities at Gate 4.



Former Husker point guard Jake Muhleisen and Nebraska Basketball Hall of Famer Kent Pavelka call all of the action of Husker basketball on the Huskers Radio Network.

The Playfly Huskers Radio Network was established on Oct. 1, 2022, and is headquartered in the production studio on the East side of Memorial Stadium. Playfly became Nebraska's exclusive multimedia rights holder, signing a 15-year agreement.

Nebraska's partnership with Playfly leverages the company's multimedia rights expertise and taps into its expansive suite of marketing and media solutions to further grow the Huskers brand regionally, nationally, and globally. Together, Nebraska and Playfly work to maximize traditional MMR assets, such as in-venue signage and broadcast feature elements, in addition to leveraging Playfly's full capabilities to enhance Nebraska's digital footprint and fan experience. General Manager Jason Rathe and his staff oversee all sales and sponsorship fulfillment for the Playfly Huskers Radio Network.

Playfly handles the broadcast efforts for Husker football, volleyball, men's and women's Basketball, baseball and softball. In addition, the Huskers Radio Network team produces Sports Nightly and Huskers Radio Network podcasts. Sports Nightly airs Monday-Friday evenings from 6-8 p.m. (central) year-round across the network. During the basketball season, Sports Nightly features the basketball radio show with Coach Hoiberg and Husker assistant coaches.

In the state of Nebraska, KXSP (ESPN 590 AM) serves as the Omaha affiliate. KXSP's strong signal reaches a good portion of the Midwest day and night, including parts of Iowa, Minnesota, Missouri and Kansas. KLIN (1400 AM) serves as the Lincoln affiliate while KRVN (880 AM) is a powerful central Nebraska affiliate that reaches around the state. In addition, the network has several dozen locally based affiliates across Nebraska. All broadcasts are streamed live for free on Huskers.com and the Huskers mobile app.

Kent Pavelka returns behind the microphone to handle his 37th overall season calling Husker hoops in 2023-24. Pavelka previously called Nebraska basketball for two long stints between 1974 and 1996 before returning to the Husker basketball play-by-play chair prior to the 2006-07 season. A six-time winner of the Nebraska Sportscaster-of-the-Year Award, Pavelka also handled color analyst duties on NU football broadcasts from 1974 to 1983 and was the play-by-play announcer from 1983 to 1996. Pavelka was honored in January 2009 with the Bud Cuca Special Merit Award given by the Nebraska Basketball Hall of Fame for his contributions to the NU men's basketball program. He was elected to the Nebraska Broadcasters Association Hall of Fame in 2021 and celebrated his 1,000th broadcast during the 2018-19 season.

Alongside Pavelka as color analyst will be former Husker point guard Jake Muhleisen, who begins his sixth full season on the broadcast team. Muhleisen, who has served in a part-time role for the network for several seasons before taking the full-time role in 2018-19, was a four-year starter and three-year captain for the Huskers, totaling 901 points and 284 assists during his collegiate career from 2002 to 2005.



2023-24 NETWORK AFFILIATES

Ainsworth	KBRB	1400 AM
Alliance	KCOW	1400 AM
Beatrice	KWBE	1450 AM
Broken Bow	KBBN	95.3 FM
Chadron	KCSR610 AM
Columbus	KJSK900 AM
Cozad	KAMI	1580 AM
Fairbury	KGMT	1310 AM
Falls City	KTNC	1230 AM
Fremont	KFMT	105.5 FM
Grand Island	KRGI	1430 AM
Hastings	KHAS	1230 AM
Hastings	KLIQ	94.5 FM
Holdrege	KUVR	1380 AM
Imperial	KADL	102.9 FM
Kearney	KGFW	1340 AM
Lexington	KRVN880 AM
Lincoln	KLIN/KLIN	1400 AM/99.3 FM
McCook	KSWN/KZMC	93.9 FM/102.1 FM
Nebraska City	KNCY	1600 AM
Norfolk	KNEN	94.7 FM
North Platte	KODY	1240 AM
Omaha	KXSP590 AM
Scottsbluff	KNEB/KNEB	960 AM/94.1 FM
Sidney	KSID	1340 AM
Superior	KRFS/ KRFS	1600 AM/103.9 FM
Valentine	KVSH940 AM
West Point	KTIC840 AM

Also available nationwide on Huskers.com and the Huskers App.

N 2023-24 NEBRASKA BASKETBALL RADIO & TELEVISION ROSTER



0 | C.J. WILCHER
Jr. | G | 6-5 | 214



1 | SAM HOIBERG
So. | G | 6-0 | 183



2 | RAMEL LLOYD JR.
RFr. | G | 6-6 | 210



3 | BRICE WILLIAMS
Jr. | G | 6-7 | 213



4 | JUWAN GARY
Jr. | F | 6-6 | 221



5 | AHRON ULIS
Jr. | G | 6-3 | 190



9 | JARRON COLEMAN
Sr. | G | 6-5 | 213



10 | JAMARQUES LAWRENCE
So. | G | 6-3 | 182



11 | ELI RICE
Fr. | G | 6-8 | 213



15 | BLAISE KEITA
Jr. | F | 6-11 | 257



21 | MATAR DIOP
Fr. | F | 6-10 | 213



24 | JEFFREY GRACE III
So. | G | 6-3 | 197



30 | KEISEI TOMINAGA
Sr. | G | 6-2 | 179



31 | CALE JACOBSEN
RFr. | G | 6-4 | 20



35 | HENRY BURT
RFr. | F | 6-7 | 216



51 | RIENK MAST
Jr. | F | 6-10 | 248



53 | JOSIAH ALLICK
Sr. | F | 6-8 | 231



FRED HOIBERG
Head Coach



ADAM HOWARD
Assistant Coach



NATE LOENSER
Assistant Coach



ERNIE ZEIGLER
Assistant Coach



KURT JOSEPH
Director of Men's Basketball Strength & Conditioning



LUCA VIRGILIO
Director of Basketball Strategies & Business Operations



EMMANUEL TOMMY
Director of Player Development



MICHAEL BANIA
Video Coordinator



PADYN BORDERS
Recruiting Coordinator



SHERYL BURBACH
Assistant Director of Basketball Operations



ANDREW MCCABE
Athletic Trainer



PAT NORRIS
Equipment Manager



JAKE BLATTNER
Performance Nutrition Coordinator




MATT THOME
NAPL Director



NIHI IBARRA
Graduate Manager




JUSTIN MOORE
Graduate Manager



JOEY ST. PIERRE
Graduate Manager

2023-24 Nebraska Men's Basketball

Schedule



10.29	Doane (Exh.)	5:00pm	BIG+
11.6	Lindenwood	7:00pm	BIG+
11.9	Florida A&M	7:00pm	BIG+
11.13	Rider*	7:00pm	BIG NETWORK
11.15	Stony Brook*	7:00pm	BIG+
11.18	vs. Oregon State^	3:00pm	peacock
11.22	Duquesne*	7:00pm	BIG NETWORK
11.26	Cal State Fullerton	1:00pm	BIG+
12.3	Creighton	3:00pm	FS1
12.6	@ Minnesota	8:00pm	BIG NETWORK
12.10	Michigan State	5:30pm	BIG NETWORK
12.17	@ Kansas State	2:00pm	ESPN+
12.20	North Dakota	6:30pm	BIG+
12.29	South Carolina State	6:30pm	BIG+
1.3	Indiana	8:00pm	BIG NETWORK
1.6	@ Wisconsin	1:15pm	BIG NETWORK
1.9	Purdue	8:00pm	peacock
1.12	@ Iowa	8:00pm	BIG NETWORK
1.17	@ Rutgers	6:00pm	BIG NETWORK
1.20	Northwestern	1:15pm	BIG NETWORK
1.23	Ohio State	6:00pm	peacock
1.27	@ Maryland	11:00am	BIG NETWORK
2.1	Wisconsin	7:30pm	BIG NETWORK
2.4	@ Illinois	5:30pm	BIG NETWORK
2.7	@ Northwestern	8:00pm	BIG NETWORK
2.10	Michigan	5:30pm	BIG NETWORK
2.17	Penn State	11:00am	BIG NETWORK
2.21	@ Indiana	7:30pm	BIG NETWORK
2.25	Minnesota	5:30pm	BIG NETWORK
2.29	@ Ohio State	5:30pm	FS1
3.3	Rutgers	5:30pm	BIG NETWORK
3.10	@ Michigan	11:00am	BIG NETWORK

For updates on start times and broadcast information, visit Huskers.com

Home **Away**

*Cornhusker Classic
^Neutral (Sioux Falls, S.D.)