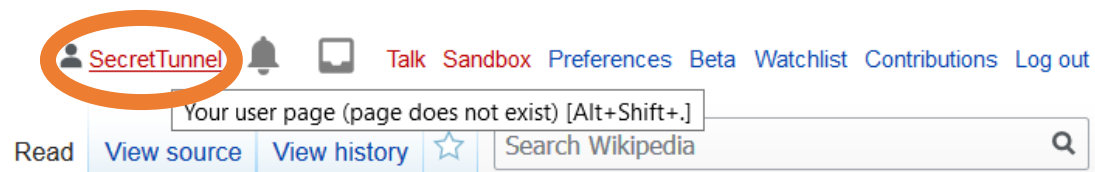


Creating your userpage

Your userpage is a way to introduce yourself to other Wikimedians (people who edit) and to practice using the different ways of editing Wikipedia before diving into a real page.

Log in to Wikipedia and look at the top of the page – click on your username, in red.



You'll see a message that appears whenever you click a redlink – **it tells you that the page doesn't** exist. Click on the top, bold bullet point to create the page



WIKIPEDIA
The Free Encyclopedia

Main page
Contents
Featured content
Current events
Random article
Donate to Wikipedia
Wikipedia store

Interaction
Help
About Wikipedia
Community portal
Recent changes
Contact page

Tools

SecretTunnel [Talk](#) [Sandbox](#) [Preferences](#) [Beta](#) [Watchlist](#) [Contributions](#) [Log out](#)

User page: [Talk](#)

[Create](#)

User:SecretTunnel

From Wikipedia, the free encyclopedia

Wikipedia does not have a user page with this exact name. In general, this page should be created and edited by [User:SecretTunnel](#).
If in doubt, please verify that "[User:SecretTunnel](#)" exists.

- **Start the [User:SecretTunnel](#) page.**
- Search for "[SecretTunnel](#)" in existing pages of namespace User.
- Look for pages within Wikipedia that link to this title.

Other reasons this message may be displayed:

- If a page was recently created here, it may not be visible yet because of a delay in updating the database; wait a few minutes or [try the purge function](#).
- Titles on Wikipedia are **case sensitive** except for the first character; please check [alternative capitalizations](#) and consider adding a [redirect](#) here to the correct title.
- If the page has been deleted, check the [deletion log](#), and see [Why was the page I created deleted?](#).

After the page loads, **you'll be asked how you'd like to edit. Click "Start editing" to begin using the visual editor.**



- Main page
- Contents
- Featured content
- Current events
- Random article
- Donate to Wikipedia
- Wikipedia store
- Interaction
- Help
- About Wikipedia
- Community portal
- Recent changes
- Contact page
- Tools
- What links here
- User contributions

The screenshot shows the Wikipedia user page editor for 'User:SecretTunnel'. The top navigation bar includes 'User page' and 'Talk' tabs, a search box, and a 'Publish page' button. The main editing area contains a 'Welcome to Wikipedia' message with a 'Start editing' button circled in orange. A pencil icon in the top right of the editor toolbar is also circled in orange, with an arrow pointing to it.

You can always switch later using the pencil button.



- Main page
- Contents
- Featured content
- Current events
- Random article
- Donate to Wikipedia
- Wikipedia store
- Interaction
- Help
- About Wikipedia
- Community portal
- Recent changes
- Contact page
- Tools
- What links here
- User contributions
- Logs
- Email this user
- View user groups
- Upload file
- Special pages

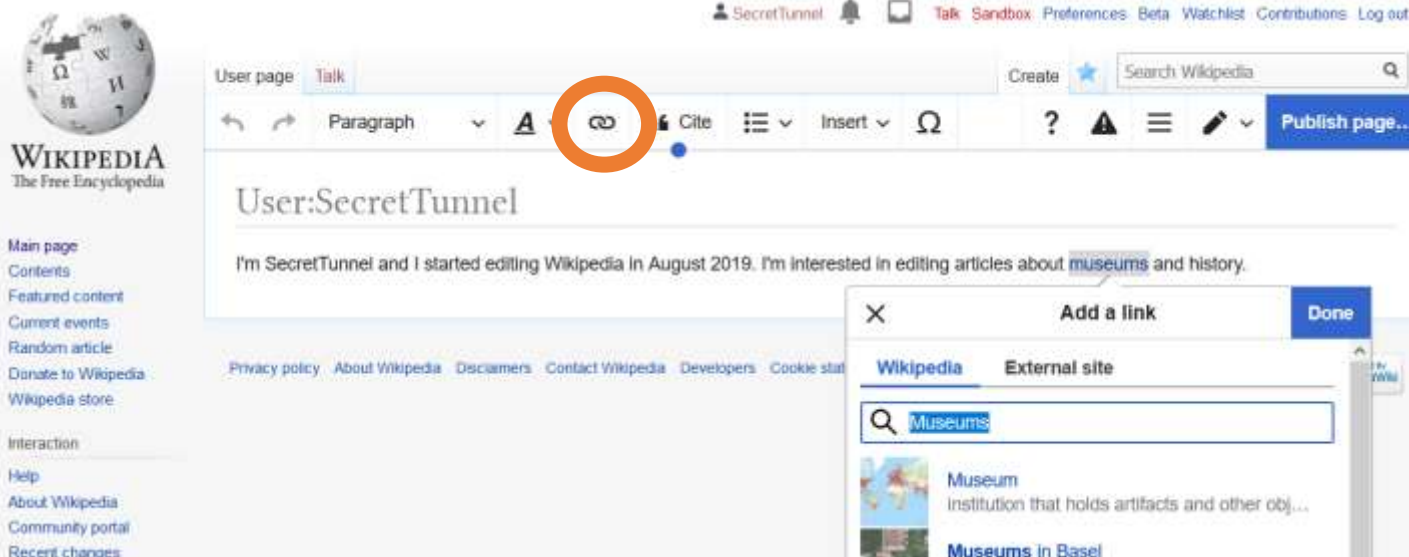
The screenshot shows the Wikipedia user page editor for 'User:SecretTunnel'. The top navigation bar includes 'User page' and 'Talk' tabs, a search box, and a 'Publish page' button. The main editing area contains a 'Welcome to Wikipedia' message. A notice box is visible on the right side, with a close button (X) circled in orange. The 'Start editing' button is also circled in orange.

You can safely dismiss these notices.

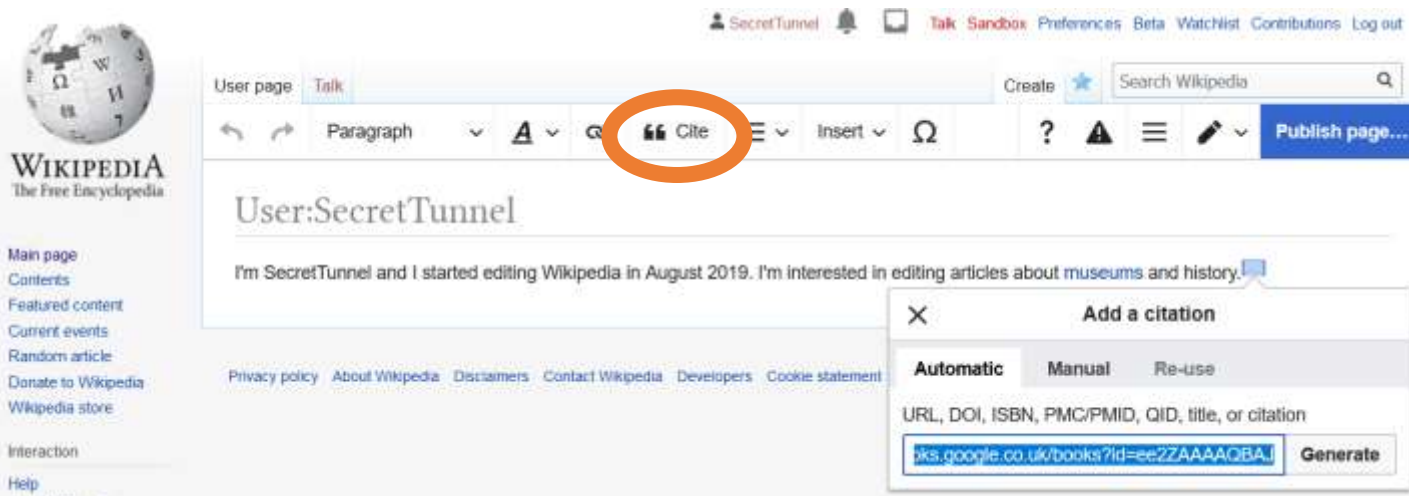
Write a sentence or two introducing yourself.

I recommend telling other editors when you joined Wikipedia, and what topics interest you.

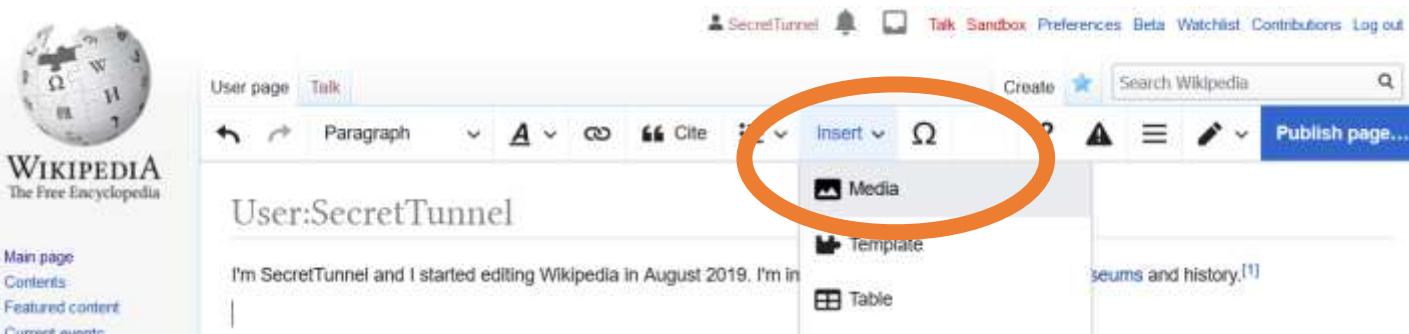
Use the link button to try out making a link to a Wikipedia article – **you'll see some suggestions** to help you find the right one.



Use the cite button to practice showing people where your information comes from. You can paste in a link or use the Manual tab to create a citation by filling in some blanks.

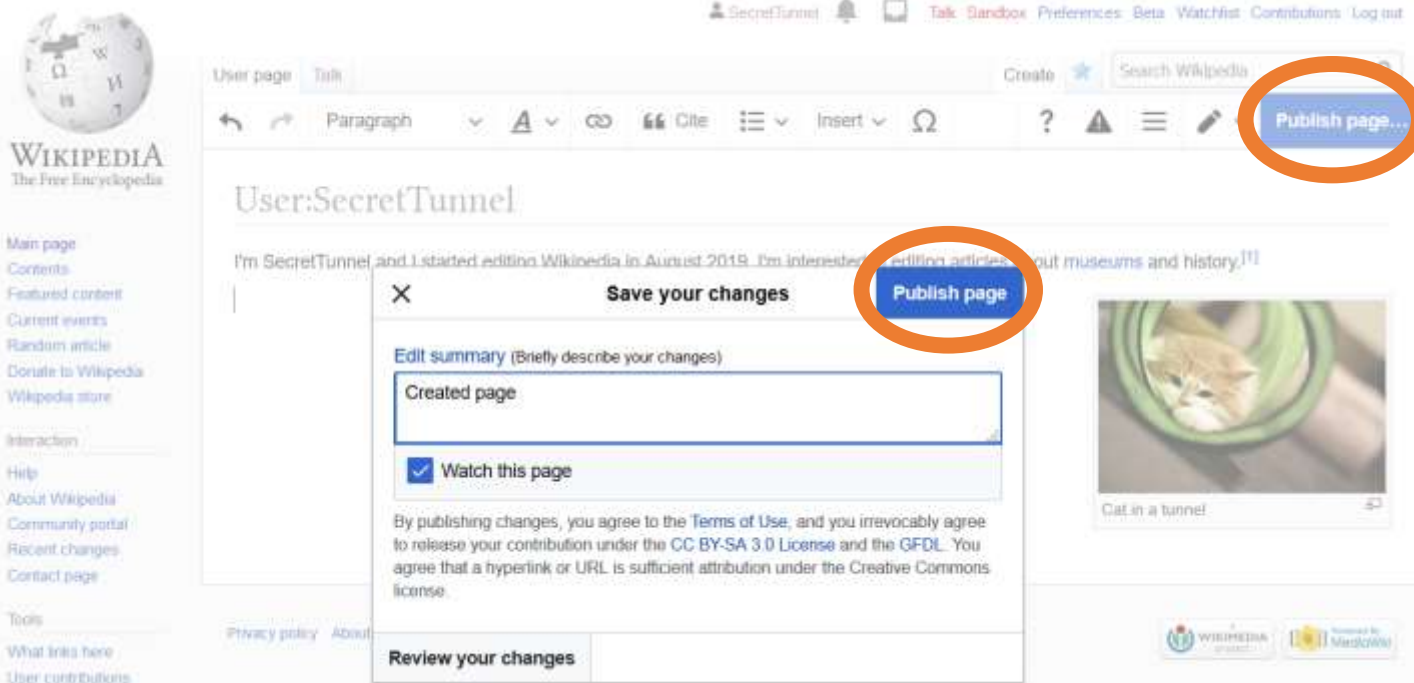


Click Insert Media to find a picture to add to your page. Type something to see suggestions.



Once **you've** finished trying things out, click Publish page to save. An edit summary box will appear – always fill these out, especially on proper Wikipedia articles, because they will remind you what you have been doing and let **others know what you're doing too so they can help you.** A summary is fine.

Then click Publish page again – congratulations, **you've introduced yourself and learned how** Wikipedia editing tools work!



To explore some more, click edit to make more changes. For instance, you might like to click the pencil button to see what Source editor looks like.

To find more guides on how to edit, take a look here: <https://tinyurl.com/WikiBeginnersGuides>