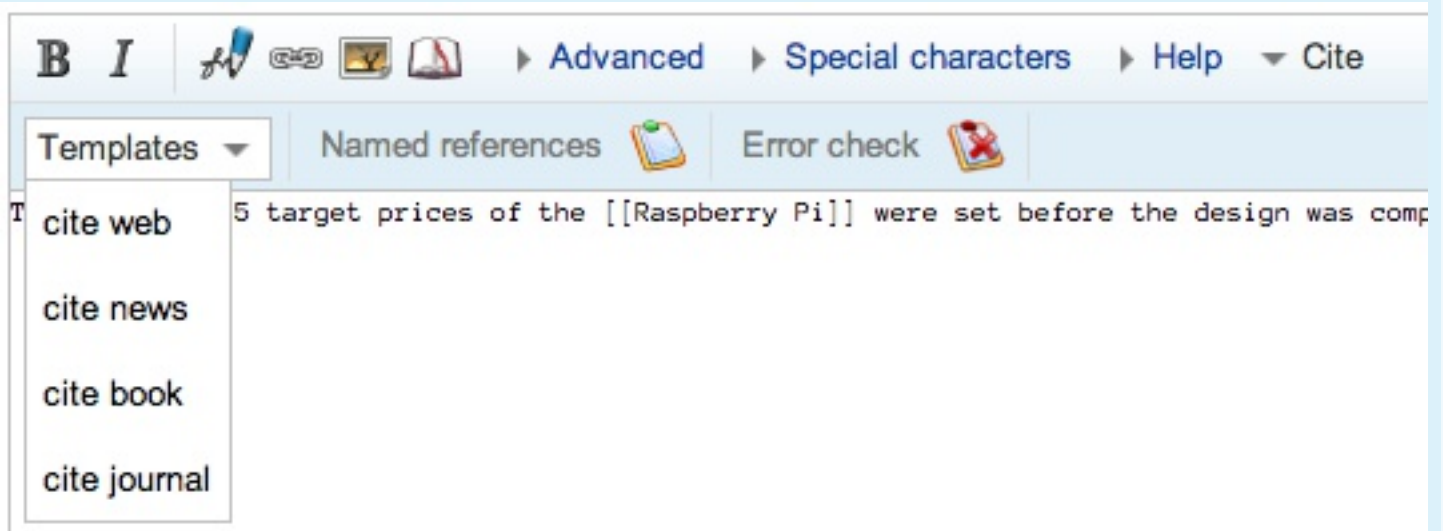


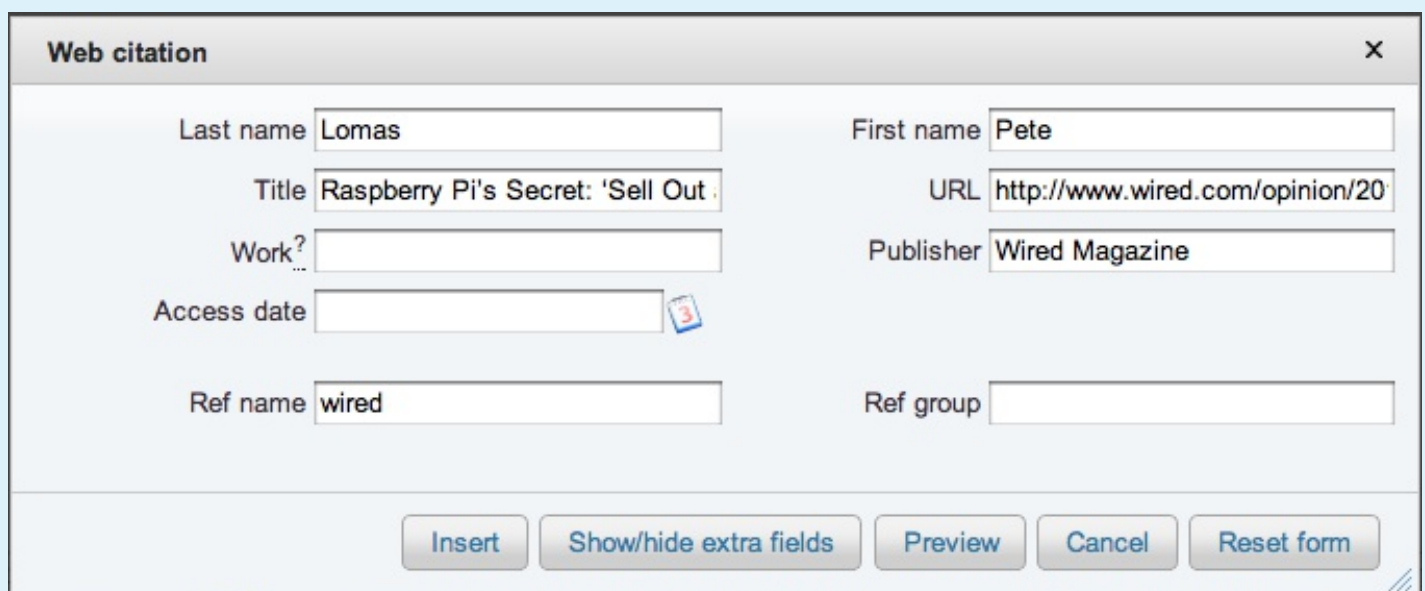
Using RefTools

Place your cursor after the sentence you want to cite. Click the "Cite" button on the toolbar, and click on the "Templates" dropdown.

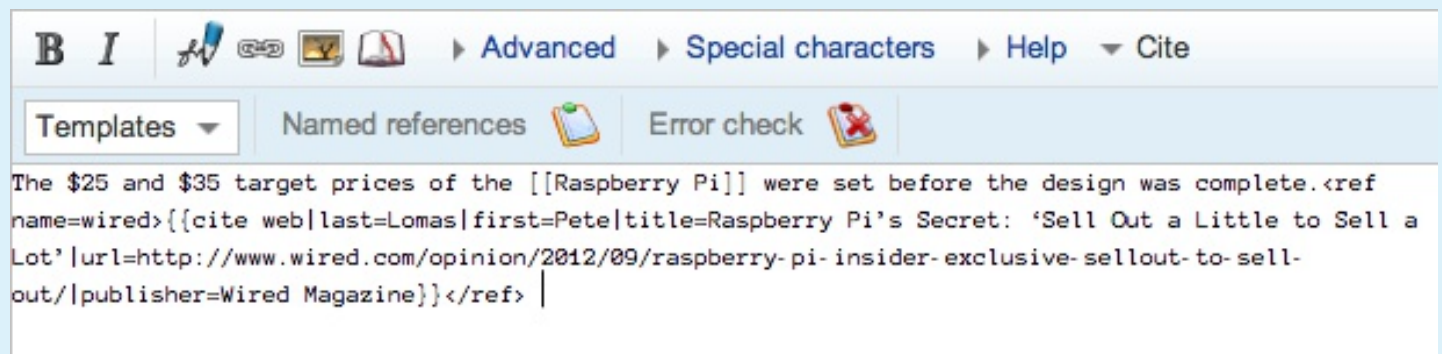


Click the appropriate template. "Cite web" appears like this:

Note that I entered "wired" in the "Ref name" field. This is an arbitrary name; you can name it what you like.

A screenshot of the 'Web citation' dialog box. The dialog has a title bar with 'Web citation' and a close button (X). It contains several input fields: 'Last name' (Lomas), 'First name' (Pete), 'Title' (Raspberry Pi's Secret: 'Sell Out'), 'URL' (http://www.wired.com/opinion/20), 'Work?' (empty), 'Publisher' (Wired Magazine), 'Access date' (empty), 'Ref name' (wired), and 'Ref group' (empty). At the bottom, there are five buttons: 'Insert', 'Show/hide extra fields', 'Preview', 'Cancel', and 'Reset form'.

Clicking "Insert" will add the reference text. It should start with `<ref>{{` or `<ref name=[name]>{{` and end with `}}</ref>`.

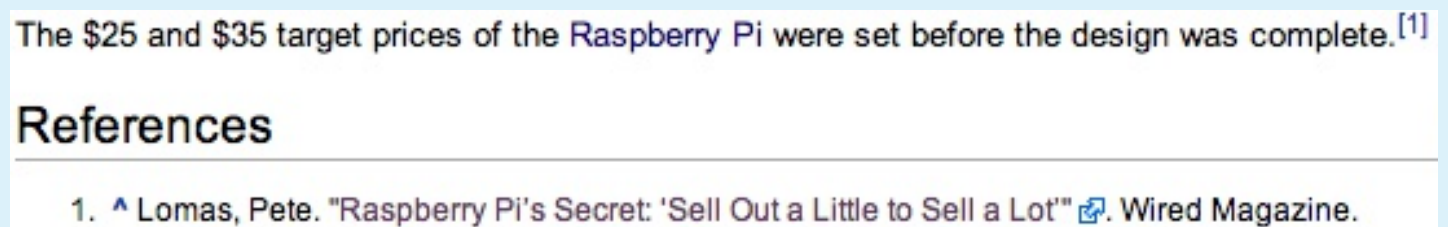


The screenshot shows a text editor interface. The top toolbar includes buttons for Bold (B), Italic (I), Undo, Redo, and a menu with options: Advanced, Special characters, Help, and Cite. Below the toolbar is a secondary menu with 'Templates', 'Named references', and 'Error check'. The main text area contains the following code: `The $25 and $35 target prices of the [[Raspberry Pi]] were set before the design was complete.<ref name=wired>{{cite web|last=Lomas|first=Pete|title=Raspberry Pi's Secret: 'Sell Out a Little to Sell a Lot'|url=http://www.wired.com/opinion/2012/09/raspberry-pi-insider-exclusive-sellout-to-sell-out/publisher=Wired Magazine}}</ref>`

Make sure you add to the bottom of the page:

```
==References==
{{reflist}}
```

This will display the references section.



The screenshot shows a rendered page. The main text reads: "The \$25 and \$35 target prices of the Raspberry Pi were set before the design was complete."^[1] Below the text is a section titled "References" with a horizontal line underneath. A single reference is listed: "1. ^ Lomas, Pete. "Raspberry Pi's Secret: 'Sell Out a Little to Sell a Lot'" [↗](#). Wired Magazine."

To cite the same source again elsewhere in the text, insert your cursor after the sentence you want to cite. Click "Named references" and choose the reference you want to insert.