







San Salvador
2023
XXIV JUEGOS
CENTROAMERICANOS
Y DEL CARIBE



Team Results





Rank	Name	NOC Code													Total
			D E	A Total	Pen. Rk.	D E	A Total	Pen. Rk.	D E	A Total	Pen. Rk.	D E	A Total	Pen. Rk.	
1	Mexico	MEX	54.700			90.200			82.950			56.650			284.500
	JUAREZ Ledia					14.1	7.800		12.3	7.250		13.0	7.450		83.650
	MALPICA Marina					7.700	29.600	2	6.800	26.350	3	7.250	27.700	2	
	DIAZ Karla		14.4	8.050	0.400	15.0	8.400		14.7	8.000		13.5	7.850		120.550
			6.750	28.800	1	8.350	31.750	1	8.350	31.050	1	7.600	28.950	1	
			12.6	7.200	0.050	13.7	7.750		11.3	7.200					80.300
			6.150	25.900	6	7.400	28.850	3	7.050	25.550	5				
2	Colombia	COL	79.300			81.700			52.900			50.250			264.150
	VINAS Oriana		11.5	8.250	0.100	12.5	7.800	0.100				10.2	7.750		80.200
			7.350	27.000	4	7.700	27.900	5				7.350	25.300	3	
	GALINDO Vanessa		9.6	7.300		10.9	7.450	0.050	10.8	7.550					74.900
			7.050	23.950	11	7.000	25.300	8	7.300	25.650	4				
	DUSSAN Lina		12.8	8.050		13.5	7.450		11.9	7.700		10.3	7.450		109.050
			7.500	28.350	2	7.550	28.500	4	7.650	27.250	2	7.200	24.950	5	
3	Puerto Rico	PUR	73.700			73.500			44.750			44.800			236.750
	MALDONADO Camille		9.6	7.350		9.4	6.850					8.0	7.200		68.450
			6.700	23.650	12	6.850	23.100	13				6.500	21.700	12	
	CORTES Danna		10.7	7.650		10.7	7.100		9.7	7.000	0.300				72.900
			6.950	25.300	7	7.150	24.950	9	6.250	22.650	10				
	CUSNIER Giuliana		11.8	6.650		11.2	6.800		9.8	6.400		10.6	6.900		95.400
			6.300	24.750	9	7.450	25.450	7	5.900	22.100	14	5.600	23.100	8	



San Salvador
2023
XXIV JUEGOS
CENTROAMERICANOS
Y DEL CARIBE



Team Results


Rank	Name	NOC Code													Total
			D E	A Total	Pen. Rk.	D E	A Total	Pen. Rk.	D E	A Total	Pen. Rk.	D E	A Total	Pen. Rk.	
4	Cuba	CUB	68.600			67.500			45.250			44.150			225.500
	MIRANDA Keyla		8.9	6.450		7.7	6.250					7.2	6.350		60.400
	TORRES Thalia		6.100	21.450	17	5.950	19.900	19				5.500	19.050	15	
	MENDOZA Gretel		6.5	6.950		9.0	6.500		9.7	6.150					63.100
			5.700	19.150	19	6.300	21.800	17	6.300	22.150	13				102.000
			13.1	7.450		12.4	6.350		10.8	6.400	0.300	11.9	6.650		
			7.450	28.000	3	7.050	25.800	6	6.200	23.100	8	6.550	25.100	4	
5	Centro Caribe Sports	CCS	68.100			64.850			45.100			43.200			221.250
	PORRAS Lesly		10.2	6.400		10.1	6.400	0.150	8.7	6.550		7.3	6.450	0.300	87.400
	BARREDA Isabella		6.250	22.850	13	6.550	22.900	14	7.100	22.350	12	5.850	19.300	14	
	GONZALEZ Maria		7.8	6.300		5.6	6.200								36.600
			5.050	19.150	20	5.650	17.450	21							97.250
			12.1	7.050		10.3	7.400		8.7	7.100		10.6	6.700	0.100	
			6.950	26.100	5	6.800	24.500	11	6.950	22.750	9	6.700	23.900	6	
6	Venezuela	VEN	64.450			70.750			61.300			21.900			218.400
	RODRIGUEZ Gabriela		8.7	6.850		8.8	6.950		6.7	6.400		9.1	6.500		85.800
	FERNANDEZ Sophia		6.050	21.600	16	6.900	22.650	15	6.550	19.650	18	6.300	21.900	11	
	ESCOBAR Maria		9.2	6.100	0.300	10.9	7.050		10.5	6.750					67.750
			5.600	20.600	18	6.750	24.700	10	5.200	22.450	11				64.850
			8.6	7.050		9.4	6.850		7.8	6.300					
			6.600	22.250	14	7.150	23.400	12	5.100	19.200	19				



San Salvador
2023
XXIV JUEGOS
CENTROAMERICANOS
Y DEL CARIBE



Team Results

Rank	Name	NOC Code													Total
			D E	A Total	Pen. Rk.	D E	A Total	Pen. Rk.	D E	A Total	Pen. Rk.	D E	A Total	Pen. Rk.	

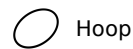
LEGEND

E Execution

D Difficulty

Rk. Ranking

Pen Penalty



Hoop



Ball



Clubs



Ribbon

