

CENSUS OF POPULATION AND HOUSING, 30 JUNE 1971  
COMMONWEALTH OF AUSTRALIA

**BULLETIN 1.**  
**SUMMARY OF POPULATION**

**PART 7. NORTHERN TERRITORY**

*Prepared under instructions from the Honourable the Treasurer by*

J. P. O'NEILL  
COMMONWEALTH STATISTICIAN

COMMONWEALTH BUREAU OF CENSUS AND STATISTICS  
CANBERRA, AUSTRALIA



## PREFACE


Final results from the 1971 Census of Population and Housing are being released in a series of 14 bulletins covering single and cross-classified characteristics of population and dwellings.

It should be recognised that in processing census data for 13 million persons and 4.5 million households there are innumerable possibilities for error. As in other areas of statistics, much of the effort of statisticians is directed to devising procedures which prevent most errors from occurring or which detect and eliminate those which do occur. Despite such efforts, it is impracticable to eliminate every inaccuracy but special steps such as editing and quality control procedures are taken to measure and control the level of such inaccuracy. Thus while some minor errors and discrepancies may be evident in the final results, it is unlikely that they would have any practical significance in the interpretation of the Census data.

A large number of tabulations are being produced for the 1971 Census which, because of their size and complexity, will not be published. In some cases, classifications of characteristics will be available at a finer level than those published in the Bulletins. A complete list of the tabulations produced (published and unpublished) and the levels of classification available will be published in the Catalogue of 1971 Census Tabulations (Bulletin 14). For information on the more detailed classifications and the availability of unpublished tabulations please contact the office of the Bureau of Census and Statistics in each State capital city or in Canberra.


**J. P. O'NEILL**  
Commonwealth Statistician

Commonwealth Bureau of Census and Statistics  
Canberra, A.C.T. 2600      December 1972



## CONTENTS

<i>Table</i>		<i>Page</i>
	Introduction .....	vii
	Facsimile 1971 Census Schedule .....	ix
	Explanatory Notes .....	xiii
1.	Age : single years, 1971 .....	1
2.	Age : 5-year groups, percentage distribution, Censuses 1933 to 1971 .....	1
3.	Marital status, 1966 and 1971 .....	1
4.	Birthplace, 1966 and 1971 .....	2
5.	Period of residence in Australia : overseas-born population, numbers and percentage distribution, 1971 .....	2
6.	Nationality, 1966 and 1971 .....	2
7.	Usual major activity, 1971 .....	3
8.	1966 State of residence, urban and rural, by 1971 residence, urban and rural : population 5 years of age and over .....	3
9.	Religious denomination : numbers and percentage distribution, 1966 and 1971 .....	3
10.	Highest level of schooling attended, 1971 .....	3
11.	Type of educational institution attended, 1971 .....	4
12.	Level and field of qualification obtained : population 15 years of age and over, 1971 .....	4
13.	Occupational status : population 15 years of age and over, 1971 .....	4
14.	Occupation : employed population 15 years of age and over, 1971 .....	5
15.	Industry : employed population 15 years of age and over, 1971 .....	5
	List of 1971 Census of Population and Housing publications issued by the Bureau of Census and Statistics .....	7



## INTRODUCTION

### Publications

The publication programme for the 1971 Census of Population and Housing comprises a series of 14 Bulletins; the title and content of each are as follows :

#### Bulletin 1. *Summary of Population*

Single characteristics : age, marital status, birthplace, period of residence, nationality, usual major activity, 1966 residence, religion, level of schooling, educational institution, qualifications, occupational status, occupation, industry.

#### Bulletin 2. *Summary of Dwellings*

Class of dwelling cross-classified by : number of rooms, number of bedrooms, nature of occupancy, electricity and gas, bathroom and kitchen facilities, sewage disposal, inmates by number of rooms, inmates by number of bedrooms.

#### Bulletin 3. *Demographic Characteristics*

Age and marital status cross-classified by : usual major activity, employment status, birthplace of parents, birthplace, nationality.

#### Bulletin 4. *Birthplace*

Country of birth cross-classified by : age, marital status, nationality, period of residence, level of schooling, qualifications, occupational status, occupation, industry.

#### Bulletin 5. *The Labour Force*

Employment status cross-classified by age and marital status. Occupation cross-classified by : occupational status, age, birthplace, qualifications. Industry cross-classified by : occupational status, age, birthplace, qualifications.

#### Bulletin 6. *Population and Dwellings in Local Government Areas and Urban Centres*

#### Bulletin 7. *Characteristics of the Population and Dwellings – Local Government Areas*

Single characteristics : age, religion, marital status, nationality, birthplace, period of residence, 1966 residence, usual residence, usual major activity, level of schooling, qualifications, occupational status, industry, occupation, class of dwelling, rent, reason unoccupied, number of rooms and bedrooms, nature of occupancy, facilities, sewage disposal, motor vehicles, material of outer walls.

#### Bulletin 8. *Characteristics of the Population and Dwellings – Commonwealth Electoral Divisions*

The topics in this Bulletin are identical to those in Bulletin 7.

#### Bulletin 9. *The Aboriginal Population*

Characteristics of the Aboriginal and Torres Strait Islander population.

#### Bulletin 10. *Families and Households*

#### Bulletin 11. *Fertility*

#### Bulletin 12. *Geographic Distribution*

#### Bulletin 13. *Maps*

Each State, showing Local Government Areas and Statistical Divisions plus maps of principal urban centres.

#### Bulletin 14. *Catalogue of 1971 Census Tabulations*

Index of all tabulations, published and unpublished, produced from the 1971 Census.

Bulletins 1-6 consist of a series of separate parts for each State and Territory and one for Australia. In Bulletin 6 the Northern Territory part is combined with that of the Australian Capital Territory. There is no Australian part to Bulletin 7 and Bulletins 8-14 consist only of one part.

Each publication can be identified by a number and colour code system as follows :

<i>Bulletin Number</i>	<i>Title</i>	<i>Cover Colour</i>
1	Summary of Population	Yellow Green
2	Summary of Dwellings	Light Brown
3	Demographic Characteristics	Pink
4	Birthplace	Light Purple
5	The Labour Force	Light Blue
6	Population and Dwellings in Local Government Areas and Urban Centres	Light Green
7	Characteristics of the Population and Dwellings – Local Government Areas	Grey
8	Characteristics of the Population and Dwellings – Commonwealth Electoral Divisions	Dark Grey
9	The Aboriginal Population	Dark Green
10	Families and Households	Dark Purple
11	Fertility	Dark Brown
12	Geographic Distribution	Dark Blue
13	Maps	Olive Green
14	Catalogue of 1971 Census Tabulations	Dark Red

<i>Geographic Area</i>	<i>Part Number</i>	<i>Horizontal Band Colour</i>
New South Wales	1	Blue
Victoria	2	Orange
Queensland	3	Maroon
South Australia	4	Red
Western Australia	5	Black
Tasmania	6	Green
Northern Territory	7	Brown
Australian Capital Territory	8	Purple
Australia	9	Gold

As an illustration of the colour code system, all 'Summary of Dwellings' bulletins have light brown covers with a horizontal band varying in colour according to the State.

### Coverage

In conformity with the 1967 repeal of Section 127 of the Constitution, 1971 Census statistics include Aborigines. In order to provide comparability between the 1971 and 1966 Censuses, tables showing 1966 data have been amended to include Aborigines or their dwellings and therefore differ from the 1966 tables previously published.

Persons with diplomatic immunity (diplomatic and home-based staff of diplomatic missions, and their families) are excluded from the Census. Dwellings occupied by persons with diplomatic immunity are also excluded.

(NOTE. Any discrepancies between totals and sums of components in percentages in tables are due to rounding.)



State	N.T.
Div.	01
S. Div.	
C.D.	
Rec. No.	

COMMONWEALTH OF AUSTRALIA



**CONFIDENTIAL**

Any Census Officer or occupier of a dwelling disclosing any particulars from a Census Form is liable to a penalty of \$100.

# A FEW FACTS ABOUT THE CENSUS

*At the Census everybody in Australia contributes to Australia's knowledge about itself*

**YOUR FORM IS ABSOLUTELY CONFIDENTIAL.** The LAW prevents anyone but the Commonwealth Statistician and his officers from seeing your return. OTHER PERSONS OR GOVERNMENT DEPARTMENTS CANNOT see your return for any purpose whatsoever.

**THE STATISTICS ARE ESSENTIAL TO PEOPLE WORKING ON SUCH NATIONAL PROBLEMS AS:**

- HOUSING NEEDS
- BETTER LIVING STANDARDS
- EDUCATION (SCHOOLS, TEACHERS, ETC.)
- WELFARE OF THE AGED, WIDOWS, ABORIGINES, MIGRANTS, ETC.
- CITY GROWTH, TRAFFIC PROBLEMS, ROADS
- SEWERAGE, WATER AND POWER SUPPLY
- EMPLOYMENT, UNEMPLOYMENT, VOCATIONAL TRAINING
- DECENTRALISATION, RURAL DEPOPULATION, LOCATION OF INDUSTRY

**MOST CENSUS INFORMATION CANNOT BE OBTAINED IN ANY OTHER WAY.** The great value of the Census is that all the information about everybody is obtained at the one time. This means that it can be added together and cross-tabulated to give a very detailed statistical picture of AUSTRALIA at a single point in time. Without you the picture would be incomplete.

**THE STATISTICS ARE AVAILABLE TO YOU.** All the statistical tables which are compiled from the Census serve important Governmental purposes, but they are also available to private individuals, the business community and researchers.

# CENSUS OF POPULATION AND HOUSING AUSTRALIA 30 June 1971 HOUSEHOLDER'S SCHEDULE

Under the provisions of the *Census and Statistics Act 1905-1966* you are required to fill in this form to the best of your knowledge and belief. However, there is no penalty for omitting information on a person's religious denomination.

The information supplied in this form is **CONFIDENTIAL**. The Act provides that it cannot be seen by any persons other than officers of the Bureau of Census and Statistics. It will be used only for obtaining totals for statistical purposes.

The completed schedule should be ready to hand to the Census Collector who will call on **THURSDAY 1 JULY** or as soon as possible after that day.

I certify that to the best of my knowledge and belief this form has been correctly filled in.

Signature of Collector

Signature of Householder

Date

Street, etc.

City, town or village

Bureau of Census and Statistics

**For Census Collector's use only**

If this dwelling is unoccupied indicate—

1. The type of dwelling—  
(Refer to sketches and descriptions on page 2)
  - 1  Separate house
  - 2  Semi-detached house
  - 3  Attached house
  - 4  Terrace or row house
  - 5  Villa unit or town house
  - 6  Self-contained flat
  - 7  Non self-contained flat
  - 8  Caravan, houseboat
  - 9  Other (describe)
  - X  Other (describe)
2. The reason for being unoccupied—
  - 1  For sale
  - 2  To let (other than holiday home)
  - 3  Newly completed and awaiting occupancy
  - 4  Vacant for repairs or alterations
  - 5  Holiday home
  - 6  Condemned or awaiting demolition
  - 7  Usual residents temporarily absent
  - 8  Other (describe)

● List in Column ① all persons (including visitors) who spent the night of **Wednesday 30 June** in this household (or returned on **Thursday 1 July** without having been counted elsewhere), and then fill in Columns ② to ⑥ for each person.

### HOW TO FILL IN THIS FORM

After you have read the instructions:

- **Step 1:** Lift this flap and fill in page 1 for all persons who spent the night of **Wednesday 30 June** in this household.
- **Step 2:** Give particulars of this dwelling on pages 2 and 3.
- **Step 3:** Complete a double page of personal particulars for each person listed on page 1.
- **Step 4:** Sign the form on the front page.

### INSTRUCTIONS

- FILL IN A SEPARATE FORM FOR EACH HOUSEHOLD.**  
A household is a domestic group living and eating together. A person living alone is also a household.
- IF THERE IS MORE THAN ONE HOUSEHOLD OBTAIN EXTRA FORMS FROM THE CENSUS COLLECTOR WHEN HE RETURNS.**
- THIS BOOKLET HAS PAGES FOR 8 PERSONS. IF THERE ARE MORE THAN 8 PERSONS IN THE HOUSEHOLD OBTAIN PERSONAL SLIPS FOR THESE EXTRA PERSONS FROM THE CENSUS COLLECTOR WHEN HE RETURNS.**
- IF ANY PERSON IN THE HOUSEHOLD, SUCH AS A VISITOR OR BOARDER, PREFERS TO FILL IN A SEPARATE FORM TO MAINTAIN PRIVACY, ASK THE COLLECTOR FOR A 'PERSONAL SLIP' AND AN ENVELOPE. The 'Personal Slip' should be filled in and sealed in the envelope by the person concerned, for delivery by you unopened to the Census Collector with this schedule.**
- FOR ANY PERSON WHO COMPLETES A PERSONAL SLIP, ENTER ON PAGE 1 OF THIS SCHEDULE THE NAME, RELATIONSHIP AND SEX OF THE PERSON AND WRITE 'P.S.' IN THE AGE COLUMN.**
- Not all questions have to be answered by everybody. Read each question carefully, give your answer, then follow the directions to the next question which applies. Most questions can be answered simply by placing a tick in the appropriate box, e.g.  
 Yes  No
- If you do not know the exact answer to a question, give the best estimate you can.
- Please use ink or ball point pen.
- The completed schedule should be ready to hand to the Census Collector who will call on **THURSDAY 1 JULY** or as soon as possible after that day.
- If you need any help with this form, telephone the Divisional Returning Officer for your Commonwealth Electoral Division, or ask the Census Collector when he returns.

Column ①	Column ②	Column ③	Column ④	Column ⑤	Column ⑥
First Name and Surname List LAST any persons in this household who have completed Personal Slips (See instruction 5 on previous page) For married baby write 'BABY' and surname.	Relationship to head of household For example: mother, head, wife, daughter, son, son-in-law, grandchild, boarder, co-tenant etc.	Sex	Age (In years completed months) Years Mths	Present Marital Status	Is this person a usual resident of this dwelling?  A 'usual' resident is any person who has lived here for the last 6 months, or who will be spending 6 months or more during 1971 in this dwelling, OR any person who is here now and who has no usual place of residence.
1 First name Surname		Male <input type="checkbox"/> Female <input type="checkbox"/>		Never married <input type="checkbox"/> Now married <input type="checkbox"/> Divorced <input type="checkbox"/> Widowed <input type="checkbox"/> Married but permanently separated <input type="checkbox"/>	Yes <input type="checkbox"/> No <input type="checkbox"/> Give State, Territory or Country of usual residence
2 First name Surname		Male <input type="checkbox"/> Female <input type="checkbox"/>		Never married <input type="checkbox"/> Now married <input type="checkbox"/> Divorced <input type="checkbox"/> Widowed <input type="checkbox"/> Married but permanently separated <input type="checkbox"/>	Yes <input type="checkbox"/> No <input type="checkbox"/> Give State, Territory or Country of usual residence
3 First name Surname		Male <input type="checkbox"/> Female <input type="checkbox"/>		Never married <input type="checkbox"/> Now married <input type="checkbox"/> Divorced <input type="checkbox"/> Widowed <input type="checkbox"/> Married but permanently separated <input type="checkbox"/>	Yes <input type="checkbox"/> No <input type="checkbox"/> Give State, Territory or Country of usual residence
4 First name Surname		Male <input type="checkbox"/> Female <input type="checkbox"/>		Never married <input type="checkbox"/> Now married <input type="checkbox"/> Divorced <input type="checkbox"/> Widowed <input type="checkbox"/> Married but permanently separated <input type="checkbox"/>	Yes <input type="checkbox"/> No <input type="checkbox"/> Give State, Territory or Country of usual residence
5 First name Surname		Male <input type="checkbox"/> Female <input type="checkbox"/>		Never married <input type="checkbox"/> Now married <input type="checkbox"/> Divorced <input type="checkbox"/> Widowed <input type="checkbox"/> Married but permanently separated <input type="checkbox"/>	Yes <input type="checkbox"/> No <input type="checkbox"/> Give State, Territory or Country of usual residence
6 First name Surname		Male <input type="checkbox"/> Female <input type="checkbox"/>		Never married <input type="checkbox"/> Now married <input type="checkbox"/> Divorced <input type="checkbox"/> Widowed <input type="checkbox"/> Married but permanently separated <input type="checkbox"/>	Yes <input type="checkbox"/> No <input type="checkbox"/> Give State, Territory or Country of usual residence
7 First name Surname		Male <input type="checkbox"/> Female <input type="checkbox"/>		Never married <input type="checkbox"/> Now married <input type="checkbox"/> Divorced <input type="checkbox"/> Widowed <input type="checkbox"/> Married but permanently separated <input type="checkbox"/>	Yes <input type="checkbox"/> No <input type="checkbox"/> Give State, Territory or Country of usual residence
8 First name Surname		Male <input type="checkbox"/> Female <input type="checkbox"/>		Never married <input type="checkbox"/> Now married <input type="checkbox"/> Divorced <input type="checkbox"/> Widowed <input type="checkbox"/> Married but permanently separated <input type="checkbox"/>	Yes <input type="checkbox"/> No <input type="checkbox"/> Give State, Territory or Country of usual residence

For Census Collector's use only

Total persons in household i.e. listed in Column ① and on any extra Personal Slips issued.	Males	Females	Persons
--	-------	---------	---------

LIFT THIS FLAP

NOW LIFT THIS FLAP AND FILL IN PAGE 1

**PARTICULARS OF THIS DWELLING**

These questions should preferably be answered by the Head of the Household. The dwelling for which particulars are sought is the house, flat, or other premises occupied solely by your household on 30 June 1971.

**D 1. Tick the box opposite the description which best describes your dwelling. The sketches and comments will help you decide which box to tick. (Tick one box only.)**

Sketch	Description	Dwelling type
	Generally a structure containing only one dwelling on its own block of land, separated by open space from other dwellings. However, if the house has only one flat attached to or incorporated in it, tick this box if you occupy the main part of the structure.	1 <input type="checkbox"/> <b>Separate House</b>
	One of a set of two houses (single or double storey) joined together and separated only by a wall extending from foundation to ceiling.	2 <input type="checkbox"/> <b>Semi-detached or Duplex House</b>
	A house attached to business premises separated only by a wall extending from foundation to ceiling.	3 <input type="checkbox"/> <b>Attached House</b>
	One of a set of houses (single or double storey) in a row of 3 or more separated only by walls extending from foundation to ceiling.	4 <input type="checkbox"/> <b>Terrace or Row House</b>
	One of a group (three or more) of single or double storey houses separate or joined together in sets of 2 or more all occupying a common block of land.	5 <input type="checkbox"/> <b>Villa Development</b>
	(a) One of a block of rental or own-your-own flats or home units. (b) A self-contained flat in or attached to a house. (Tick this box if you live in the flat). (c) A pair of self-contained flats or home units. (d) A flat in or above business premises. (e) A self-contained flat situated on the same block of land as a house, but not attached to the house.	6 <input type="checkbox"/> <b>Self-contained Flat or Home Unit</b> (Self-contained means able to be completely closed off and with own cooking and bathing facilities.) How many Flats or Home Units are there in this building?
	A non-self-contained part of a house, flat or other premise (including room or rooms).	7 <input type="checkbox"/> <b>Non-self-contained Flat</b> (Self-contained means able to be completely closed off and with own cooking and bathing facilities.)
	Shed, tent, garage, etc. occupied on a permanent or semi-permanent basis.	8 <input type="checkbox"/> <b>Improvised Home</b>
	Mobile unit occupied on a permanent or semi-permanent basis.	9 <input type="checkbox"/> <b>Caravan, Houseboat, etc.</b>
		X <input type="checkbox"/> <b>Other—describe</b>

**PARTICULARS OF DWELLING**

**D9. Does your household have the following facilities?** (Tick one box for each line)

Electricity—  
(i) Mains Yes  No   
                  (ii) Home generated Yes  No   
Gas—  
(i) Mains Yes  No   
(ii) Bottled or L.P. Yes  No   
(iii) Television set Yes  No

**D10. Is this dwelling owned (or being purchased) by you or any usual member of your household?**

Yes  No  Go to question D12

**D11.(a) Do you or any usual member of your household pay rent for this dwelling?**

Yes  No  Go to question D12

**(b) To whom is this rent paid?**

1  Northern Territory, Administration or Housing Commission  
2  Employer  
3  Other landlord

**(c) Is this dwelling rented furnished or unfurnished?**

1  Furnished  Unfurnished

**(d) What is the weekly rent?**

Include the weekly equivalent of any rates payable separately by this household; e.g. sanitation, garbage, water rates (other than excess water), etc. £ ..... C.

**D12.(a) Is this dwelling situated on a holding of one acre or more which is used principally for agricultural or pastoral purposes?** (i.e. for any type of crop growing, animal or poultry farming)

Yes  No  Go to question D13

**(b) Is this dwelling less than one mile from the nearest Post Office?**

Yes  No  Go to question D13

**(c) What is the name of that Post Office?**

.....

**D13. Excluding this dwelling, how many dwellings (other than your own) have you or any usual member of your household purchased by you (or any usual member of your household) in which you or they live sometime during each year (e.g. for holidays)?**

None  1  2  3 or more

**D14. How many motor vehicles owned or driven by members of your household were garaged or parked at or near this dwelling for the night of Wednesday 30 June 1971?**

None  1  2  3  4 or more

Include motor cycles, scooters, tractors.  
Include company vehicles kept at home.

1. Name of person on line 1 of page 1

Form for personal details including name, address, and contact information.

2. What is this person's usual major activity?

Form with checkboxes for working, business, engaged, child, or other activities.

3. Was this person born in Australia?

Form for birth details including state, country, and date of birth.

4. Give the country of birth of—

Form for parental and maternal country of birth.

5. What is this person's racial origin?

Form with checkboxes for European, Aboriginal, Torres Strait, and other origins.

6. What is this person's religious denomination?

Form for religious denomination.

PERSONS UNDER 6 YEARS OF AGE NO MORE QUESTIONS

7. What is the highest level of schooling this person has ever attended?

Form with checkboxes for primary and secondary school levels.

PARTICULARS OF PERSON LISTED

Form for school attendance details.

8. Did this person live at this address in June 1968?

Form for address verification.

9. Did this person live in a city, town or village in June 1968?

Form for city/town/village verification.

PERSONS UNDER 15 YEARS OF AGE NO MORE QUESTIONS

10. (a) Has this person ever been a widow or widower?

Form for widow/widower status.

(b) If now widowed, give the length of this widowhood

Form for length of widowhood.

(c) If since remarried, give length of LAST widowhood

Form for length of last widowhood.

IF THIS PERSON IS A MALE GO TO QUESTION 12

11. (a) How many babies has this person EVER had from all marriages?

Form for number of babies.

(b) What is the length of this PRESENT marriage?

Form for length of present marriage.

(c) How many babies has she had from this PRESENT marriage?

Form for babies from present marriage.

ON LINE 1 OF PAGE 1

Form for question 12: Is this person now doing a course leading to a trade or other qualification?

13. Since leaving school has this person obtained a trade or other qualification?

Form for trade/qualification verification.

14. (a) Did this person have a full or part-time job or business or farm of any kind last week?

Form for job/business/farm status.

(b) Did this person do any work at all last week for payment or profit?

Form for work for payment/profit.

(c) Was this person temporarily laid off by his employer without pay for the WHOLE of last week?

Form for temporary layoff.

(d) Did this person look for work last week?

Form for looking for work.

IF THE ANSWERS TO QUESTIONS 14 (a) AND 14 (b) WERE BOTH 'NO', ANSWER NO MORE QUESTIONS FOR THIS PERSON

Form for question 15: How many hours per week does this person usually work in the job or jobs held last week?

16. In the job held last week, was this person—

Form with checkboxes for wage earner, own business, or helper.

17. (a) What is the full trading name of this person's own or employer's business?

Form for business name.

(b) What is the full name of the Division, or Branch, or Section (if any) in which he works?

Form for division/branch/section.

(c) What is the full address of the Division, or Branch, or Section (if any) or business at which he works?

Form for full address.

(d) What kind of industry, business or service is carried out at that address?

Form for industry/business/service.

18. What was this person's occupation (field of work) last week?

Form for occupation details.

## EXPLANATORY NOTES

### The Householder's Schedule

The Householder's Schedule used for the 1971 Census of Population and Housing represents a major departure in design from that used at the 1966 and earlier Censuses. The single large sheet used previously, with provision for a maximum of 8 persons, was replaced by a booklet-type schedule with extensive use of the tick-box type question. In this schedule (a facsimile of which appears on pages ix to xii), the first page (page 1) provided for a list of persons in the dwelling, pages 2 and 3 contained questions relating to the dwelling, while the remaining 16 pages provided for two pages of questions to be completed in respect of each person listed on page 1.

The ordering of the questions was designed to minimise the number of questions to be answered by any one person. For persons under 5 years of age a maximum of 12 questions required an answer and 15 questions applied to those under 15 years of age. Males were not required to answer questions on issue and duration of marriage (Question 11) and only employed persons completed details of hours worked, occupational status, industry and occupation (Questions 15-18).

In the following notes on the individual topics appearing in this bulletin, reference to the specific question in the Householder's Schedule appears in parentheses.

### Age (Column 4, page 1 of Schedule)

Before the 1954 Census, cases where age was not given were distributed to specific ages subsequent to tabulation in accordance with the frequency of stated ages. In the 1954 and later Censuses, ages were allocated by first establishing the minimum age range within which the correct age most probably lay (as indicated by answers to other questions on the Schedule) and then by selecting an age, within that range, from a table of random ages based on the most currently available data on age distribution.

### Marital status (Column 5, page 1 of Schedule)

It will be seen from the wording of the question that the status referred to is that at the time of enumeration regardless of any previous status.

In the very small proportion of cases where the question on marital status was not answered a status was allocated as follows :

Males under 18 years and females under 17 years were allocated to 'never married' unless there was definite evidence to the contrary in other answers on the Schedule. For other persons 'never married' was imputed if Questions 10 and 11 were not answered, 'widowed' if 10(b) was answered, and 'now married' if the answer was 'yes' to the question 'Is this person at present married?' in Question 11(a). Otherwise a marital status was selected from a random list according to age, compiled from the most currently available data on the distribution of the population by age and marital status.

### Birthplace (Question 3(a), page 4 of Schedule)

For the 1971 Census a more detailed classification of birthplace was used than at previous censuses. Certain countries in Asia, Africa, America and the Pacific Islands which have been separately identified in 1971 were included in one of the 'other' categories in 1966. Comparability with 1966 figures can therefore be achieved by adding the 1971 data for these birthplaces into the relevant 'other' category.

### Period of residence (Question 3(c), page 4 of Schedule)

For the first time in Australian censuses, overseas-born persons were asked whether they were a resident of, or a visitor to, Australia. The number of years an overseas-born person has been a resident of Australia has been defined as commencing from the date of *first* arrival as a *resident*.

### Nationality (Question 3(b), page 4 of Schedule)

British nationality includes all persons who, by virtue of the *Nationality and Citizenship Act 1948-1966* (Section 7 and Regulation 5A), are deemed to be British subjects. In a small number of cases persons of British nationality and birthplace have inadvertently been shown as having 'nationality same as birthplace' rather than 'British'.

### Usual major activity (Question 2, page 4 of Schedule)

The statistics in Table 7 show persons classified according to their stated *usual* major activity. This classification should not be confused with the labour force classification which is based on the actual activity of persons during the specific week prior to the Census. Thus the number of persons 'working in a job' represents those people who *usually* do so and therefore is unlikely to agree with the number of persons in the labour force.

**Residence in 1966** (Question 9, page 4 of Schedule)

Table 8 includes only those persons who were 5 years of age and over and who were enumerated in 1971 at their usual place of residence ( see Column 6, page 1 of Schedule).

At the 1966 and 1971 Censuses, centres with a population of 1,000 or more, and a small number of holiday resorts below this figure, are included under 'urban'. The balance of the population is treated as rural.

**Religion** (Question 6, page 4 of Schedule)

Section 21 of the *Census and Statistics Act* 1905-1966 provides that 'No person shall be liable to a penalty for omitting or refusing to state the religious denomination or sect to which he belongs or adheres' which accounts for the rather high incidence of 'not stated'. In 1971, at the request of a number of users, the instruction ('if no religion write "none" ') was added to the question. The result has been a significant rise in the 'no religion' category compared to previous censuses and a fall in the 'not stated' category.

The classification of religious denominations was enlarged for 1971 with the addition of 'Jehovah's Witness' and 'Muslim', previously included under 'Other Christian' and 'Other non-Christian' respectively.

**Schooling** (Question 7, page 4 of Schedule)

At the 1966 Census persons were asked to state the highest level of schooling *completed*. For the 1971 Census the question was redesigned to obtain a measure of the highest level *attended*.

Persons no longer at school were requested to mark the grade in the current local system corresponding to the highest grade which they had attended.

Education systems differ between the Australian States and the question on schooling was varied appropriately in Schedules used in different States.

The following table was used to assign grades (or forms) in each State or Territory to an approximately comparable level.

State or Territory	Grade or form reported									
	1 & 2	3	4	5	6	1	2	3	4	5 & 6
N.S.W., VIC., A.C.T., TAS.	1, 2 & 3	4	5	6	7	8	9	10	11	12
QLD	1, 2 & 3	4	5	6	7	1	2	3	4	5
S.A., N.T.	1, 2 & 3	4	5	6	7	1	2	3	4	5 & 6
W.A.	1, 2 & 3	4	5	6	7	1	2	3	4	5 & 6
Level assigned	1	2	3	4	5	6	7	8	9	10
	Primary school					Secondary school				

The category 'Child not yet attending school' includes children aged 0-4 years and a small number of 5 and 6 year olds who had not commenced schooling. Persons aged 5-15 years who failed to answer the question were allocated a level based on the modal level for that age in each State using the most currently available information on the distribution of the school population by age and level.

**Educational institution** (Question 8, page 4 of Schedule)

Full-time students were those persons whose answer to the question on usual major activity was 'child at primary or secondary school' or 'full-time student (other than school child)'.

Included with 'Colleges of advanced education' are institutes of technology, conservatoria of music and certain agricultural colleges, also colleges of nursing and nursing training schools. Included under 'Universities and other educational institutions' are private business colleges and academies.

'Students not at recognised educational institutions and not stated' relate to persons who were studying for a valid qualification at other than educational institutions (e.g. some forms of employer-provided training) or persons who failed to answer the question.

**Qualifications (Question 13, page 5 of Schedule)**

For the 1971 Census the qualifications have been classified to five major levels and specific fields within each level. The levels have been determined as follows :

**Trade** : formal recognition of competency in a skilled manual occupation which is usually obtained through an apprenticeship and satisfactory progress in part-time studies concurrently with practical training (e.g. plumber, fitter, compositor, carpenter, hairdresser).

**Technician** : a level which requires theoretical knowledge, as well as practical skills, e.g. wool classing or nursing. Certificates issued by technical colleges following periods of 4 or 5 years part-time study after passing intermediate or final secondary school examinations are classified as 'technician'.

**Tertiary (Other than university degree)** : a level relating to qualifications obtained following substantial advanced study beyond matriculation conferred by institutions and professional associations, e.g. Associate of Australian Society of Accountants, Diploma in Business Studies, Teaching Certificate, Diploma of Engineering.

**Bachelor degree** : usually conferred by a university following a period of at least 3 years full-time study or equivalent part-time study and includes post-graduate diplomas.

**Higher degree** : conferred by a university in recognition of substantial studies beyond the Bachelor level.

Some qualifications could not be classified to any of the above levels. Most of these relate to short specialised courses in such fields as typewriting and shorthand, farm book-keeping, dressmaking, automotive maintenance.

**The labour force and occupational status (Questions 14 and 16, page 5 of Schedule)**

The term 'labour force' is used throughout 1971 Census publications in place of 'work force' in conformity with the Bureau's quarterly population survey and with international usage.

The labour force is defined as those persons 15 years of age and over who answered 'yes' to any of the four parts of Question 14. Thus the labour force comprises those persons who worked, those who had a job from which they were temporarily absent, those who were temporarily laid off without pay for the whole of the reference week *and* those who did not work, did not have a job and were actively looking for work.

Persons helping but not receiving wages or salary who usually worked less than 15 hours a week are excluded from the labour force. Bonded trainees (including trainee teachers) and cadets engaged in full-time study at educational institutions are also excluded, even though such institutions were conducted by their employer.

The unemployed members of the labour force are those persons who answered 'No' to Questions 14(a) and 14(b) and 'Yes' to Question 14(d) *AND* those who answered 'Yes' to Question 14(a), 'No' to Question 14(b) and 'Yes' to Question 14(c). Thus the unemployed consist of those persons who did no work during the reference week *and* either looked for work (having no job) or were temporarily laid off from a job.

The approach adopted in the 1971 Census for determining the labour force conforms closely to the recommendations of the Eighth International Conference of Labour Statisticians held in Geneva in 1954 and to the approach used at the 1966 Census.

According to the definition any labour force activity during the previous week, however little, results in the person being counted in the labour force.

Thus many persons whose main activity is not a labour force one (e.g. housewife, full-time student) are drawn into the labour force by virtue of part-time or occasional labour force activity in the previous week. Answers to Question 2 on the schedule indicate that there were substantially more of such persons at the Census of 1971 than at the Census of 1966 and that they were predominantly females.

On the other hand, the definition excludes persons who may frequently or usually participate in the labour force but who in the previous week happened to have withdrawn from the labour force. Answers to Question 2 on the schedule indicate that there were substantially more of such persons at the Census of 1971 than at the Census of 1966, especially among males.

A similar definition of the labour force is used in the quarterly population sample survey conducted by the Bureau by the method of personal interview. This survey is used to measure changes in the labour force from quarter to quarter in the intercensal period.

Evidence from post-enumeration surveys and pilot tests indicates that the personal interview approach tends to identify a larger number of persons as in the labour force than does the filling in of the census questions on the schedule by the householder and that this tendency has increased between the 1966 and 1971 Censuses.

The above considerations should be borne in mind if comparisons of the total labour force or labour force participation rates are made between the 1966 and 1971 Censuses, or between the 1971 Census and the 1971 labour force quarterly estimates.

The relationship between the terms 'occupational status', 'employment status' and 'labour force status' as used in 1971 Census publications is illustrated by the following classifications :

<i>Occupational status</i>	<i>Employment status</i>	<i>Labour force status</i>
1. Employer 2. Self-employed 3. Employee 4. Helper	Employed	In the labour force
5. Looking for first job 6. Other unemployed	Unemployed	
7. Not in the labour force	Not in the labour force	Not in the labour force

#### Occupation (Question 18, page 5 of Schedule)

Occupation is defined as the type of work performed by an employed person and should not be confused with the type of productive activity, business or service carried out by the establishment in which a person works, e.g. a carpenter employed by a steel-making establishment would have the occupation of 'carpenter' and industry 'steel manufacture'; an electrician working at an oil refinery would have the occupation of 'electrician' but his industry would be that of 'oil refining' (see Industry).

In accordance with the International Standard Classifications of Occupations the structure of the Australian classification used for the 1971 and previous censuses is based primarily on the nature of the work done. The 1971 classification was prepared from the International Standard Classification of Occupations 1958 (revised 1966). The changes in the revised classification were given careful consideration in the preparation of the 1971 Australian classification. A number of new entries have been created to maintain convertibility to the international classification and others created to give more precise codes in certain occupation groups.

The classification of persons to an occupation based upon the replies provided on census schedules can be a most difficult task. This is particularly so in respect of occupations described as 'professional'. This can be simply illustrated by taking the reply 'engineer' which is provided on census schedules by persons ranging from university graduates in engineering to mechanics of various types, locomotive drivers and attendants of stationary engines.

Much of this difficulty can be overcome by studying the answers to the census questions on qualifications held (Question 13), but considerable knowledge of qualifications is needed to use them effectively in coding occupations. Such knowledge could not be conveyed in a simple set of instructions to the coders employed for census processing.

For this reason occupation minor group OA (Architects, engineers and surveyors, professional) has been limited solely to persons holding a university degree. Other persons describing themselves in professional terms but not holding a degree were classified to minor group OK (Draftsmen and technicians NEC).

This is of course too restrictive a definition of many 'professional' occupations and consequently a set of tabulations of the individual occupations in minor groups OK cross-classified by tertiary qualifications held (other than university degrees) will be produced as a supplement to all tabulations showing occupation at the minor group level. Information from these supplementary tabulations will be available on request.



**Industry (Question 17, page 5 of Schedule)**

Industry is defined as the branch of productive activity, business or service carried out by the establishment in which a person is employed.

For the 1971 Census the classification of industry was based on the Preliminary Edition of the Australian Standard Industrial Classification (ASIC).

Because of space considerations some of the full industry titles of the ASIC have had to be abbreviated for inclusion in this publication. The table overleaf sets out the corresponding ASIC codes for each of the industry titles used in this publication so that reference to the ASIC document itself (*Australian Standard Industrial Classification, Preliminary Edition 1969, Volume 1*), and to other statistics classified according to ASIC, will be facilitated.

For the purposes of the population census an 'undefined' category was added, where appropriate, to individual Divisions, Subdivisions and Groups of the classification to facilitate the coding of imprecise or generalised descriptions of industrial activities on the census schedules.

At the 1966 and previous Censuses, industry was determined from the respondent's own stated description of the 'kind of industry, business or service' in which he worked. With the adoption of ASIC for the 1971 Census comparability with previous censuses is greatly impaired, not only because of changes in the classification itself but also because in 1971 the industry coding in general was not determined from the stated description. Instead the name and address of the establishment at which the respondent worked (Question 17(a), (b), (c)) in general provided the industry code for employees of that establishment. However, in a number of cases, due to deficient replies concerning name and address of employer or because the establishment had not been pre-coded for industry, recourse still had to be made in coding to the respondent's own description (Question 17(d)) of the industry in which he worked.

NOTE. In these computer-generated tables some abbreviations have been used in order to present the data in the space available. Examples of these are :

NEC	not elsewhere classified	STAT	stationary
REL	related	PROD	production
PHYS	physical		

## AUSTRALIAN STANDARD INDUSTRIAL CLASSIFICATION

### Industry Titles and Codes

<i>Industry title</i>	<i>Corresponding ASIC code</i>	<i>Industry title</i>	<i>Corresponding ASIC code</i>
<b>AGRICULTURE, FORESTRY, FISHING AND HUNTING</b>	<b>A</b>	<b>TRANSPORT AND STORAGE</b>	<b>G</b>
Agriculture	01	Road transport	51
Services to agriculture	02	Railway transport	52
Forestry and logging	03	Water transport	53
Fishing and hunting	04	Air transport	54
		Other transport and storage	55
<b>MINING</b>	<b>B</b>	<b>COMMUNICATION</b>	<b>H</b>
Metallic minerals	11	<b>FINANCE, INSURANCE, REAL ESTATE AND BUSINESS SERVICES</b>	<b>I</b>
Coal	12	Finance and investment	61
Crude petroleum inc. natural gas	13	Insurance	62
Construction materials	14	Real estate and business services	63
Other non-metallic minerals	15		
Services to mining	16	<b>PUBLIC ADMINISTRATION AND DEFENCE</b>	<b>J</b>
<b>MANUFACTURING</b>	<b>C</b>	Public administration	71
Food, beverages and tobacco	21-22	Defence	72
Textiles	23	<b>COMMUNITY SERVICES</b>	<b>K</b>
Clothing and footwear	24	Health	81
Wood, wood products and furniture	25	Education, libraries, museums and art galleries	82
Paper, paper products, printing and publishing	26	Welfare, religious institutions	83
Chemical, petroleum and coal products	27	Other community services	84
Non-metallic mineral products	28	<b>ENTERTAINMENT, RECREATION, RESTAURANTS, HOTELS AND PERSONAL SERVICES</b>	<b>L</b>
Basic metal products	29	Entertainment, recreational services	91
Fabricated metal products	31	Restaurants, hotels and clubs	92
Transport equipment	32	Personal services	93
Other ind. machinery and equipment and household appliances	33	Private households employing staff	94
Leather, rubber, plastic products and manufacturing nec	34	<b>Non-classifiable to industry</b>	<b>99</b>
<b>ELECTRICITY, GAS AND WATER</b>	<b>D</b>		
Electricity and gas	36		
Water, sewerage and drainage	37		
<b>CONSTRUCTION</b>	<b>E</b>		
General construction	41		
Special-trade contracting	42		
<b>WHOLESALE AND RETAIL TRADE</b>	<b>F</b>		
Wholesale trade	46-47		
Retail trade	48		

TABLE 1. POPULATION BY AGE, NORTHERN TERRITORY, CENSUS 30 JUNE 1971

AGE IN YEARS	MALES	FEMALES	PERSONS	AGE IN YEARS	MALES	FEMALES	PERSONS	AGE IN YEARS	MALES	FEMALES	PERSONS
0	1268	1188	2456	35	820	559	1379	70	103	80	183
1	1211	1188	2399	36	732	480	1212	71	124	111	235
2	1157	1166	2323	37	648	388	1036	72	43	34	77
3	1197	1114	2311	38	645	409	1054	73	38	43	81
4	1170	1104	2274	39	586	374	960	74	38	32	70
0-4	6003	5760	11763	35-39	3431	2210	5641	70-74	346	300	646
5	1015	1009	2024	40	753	447	1200	75	37	31	68
6	1018	896	1914	41	635	354	989	76	52	49	101
7	960	932	1892	42	617	334	951	77	39	17	56
8	948	934	1882	43	576	368	944	78	25	29	54
9	897	829	1726	44	558	342	900	79	19	13	32
5-9	4838	4600	9438	40-44	3139	1845	4984	75-79	172	139	311
10	935	843	1778	45	565	361	926	80	24	11	35
11	783	727	1510	46	577	389	966	81	30	16	46
12	736	687	1423	47	453	234	687	82	9	11	20
13	671	634	1305	48	438	302	740	83	6	5	11
14	610	578	1188	49	419	272	691	84	5	5	10
10-14	3735	3469	7204	45-49	2452	1558	4010	80-84	74	48	122
15	555	556	1111	50	515	343	858	85	6	8	14
16	563	516	1079	51	446	315	761	86	6	7	13
17	595	503	1098	52	295	202	497	87	1	3	4
18	641	568	1209	53	272	209	481	88	0	3	3
19	796	655	1451	54	249	180	429	89	5	3	8
15-19	3150	2798	5948	50-54	1777	1249	3026	85-89	18	24	42
20	924	778	1702	55	266	217	483	90	2	2	4
21	1153	917	2070	56	298	241	539	91	2	5	7
22	1213	998	2211	57	241	144	385	92	0	2	2
23	1357	1064	2421	58	212	138	350	93	0	0	0
24	1488	1009	2497	59	215	148	363	94	1	0	1
20-24	6135	4766	10901	55-59	1232	888	2120	90-94	5	9	14
25	1296	920	2216	60	218	188	406	95	1	0	1
26	1328	884	2212	61	199	176	375	96	0	0	0
27	1215	863	2078	62	126	108	234	97	0	0	0
28	1142	730	1872	63	135	107	242	98	0	0	0
29	1094	662	1756	64	116	101	217	99	2	0	2
25-29	6075	4059	10134	60-64	794	680	1474	95-99	3	0	3
30	1132	711	1843	65	161	129	290	100 AND OVER	0	0	0
31	1009	637	1646	66	149	110	259				
32	950	538	1488	67	112	65	177				
33	821	526	1347	68	88	54	142				
34	759	525	1284	69	67	66	133				
30-34	4671	2937	7608	65-69	577	424	1001	TOTAL	48627	37763	86390

TABLE 2. POPULATION BY GROUPED AGE - PERCENTAGE DISTRIBUTION, NORTHERN TERRITORY, CENSUSES 1933 TO 1971

AGE GROUP (YEARS)	POPULATION DISTRIBUTION BY AGE AT EACH CENSUS					
	CENSUS 1933 %	CENSUS 1947 %	CENSUS 1954 %	CENSUS 1961 %	CENSUS 1966 %	CENSUS 1971 %
0-4	9.5	9.3	12.6	13.2	14.1	13.6
5-9	8.2	7.1	6.9	10.0	11.8	10.9
10-14	6.7	5.0	6.0	7.3	8.7	8.3
15-19	6.7	6.7	4.9	5.5	7.3	6.9
20-24	7.6	12.4	11.0	11.3	10.4	12.6
25-29	9.8	10.7	14.0	10.7	9.9	11.7
30-34	9.3	9.9	10.2	10.5	7.9	8.8
35-39	8.5	8.9	7.5	8.8	7.2	6.5
40-44	7.1	8.3	7.0	6.0	6.2	5.8
45-49	7.4	7.0	5.6	5.2	4.8	4.6
50-54	5.3	5.4	4.9	3.9	3.7	3.5
55-59	4.5	3.9	3.0	2.9	2.7	2.5
60-64	3.6	2.5	2.3	2.2	2.1	1.7
65-69	2.8	1.6	1.5	1.3	1.7	1.2
70-74	1.7	0.6	0.7	0.7	0.9	0.7
75 AND OVER	1.2	0.8	0.6	0.6	0.6	0.6
TOTAL	100.0	100.0	100.0	100.0	100.0	100.0

TABLE 3. POPULATION BY MARITAL STATUS, NORTHERN TERRITORY, CENSUSES 1966 AND 1971

	CENSUS 30 JUNE 1966			CENSUS 30 JUNE 1971			CHANGE SINCE 1966 PERSONS
	MALES	FEMALES	PERSONS	MALES	FEMALES	PERSONS	
NEVER MARRIED—							
LESS THAN 15 YEARS OF AGE	9688	9297	18985	14576	13829	28405	9420
OTHER NEVER MARRIED	8691	3644	12335	13155	4799	17954	5619
TOTAL NEVER MARRIED	18379	12941	31320	27731	18628	46359	15039
MARRIED	11416	10787	22203	18583	16720	35303	13100
PERMANENTLY SEPARATED	559	370	929	972	596	1568	639
DIVORCED	319	179	498	686	285	971	473
WIDOWED	486	1068	1554	655	1534	2189	635
TOTAL EVER MARRIED	12780	12404	25184	20896	19135	40031	14847
TOTAL	31159	25345	56504	48627	37763	86390	29886



	WORKING IN A JOB	HOME DUTIES	CHILD NOT YET AT SCHOOL	CHILD AT SCHOOL	FULL-TIME STUDENT	OTHER	TOTAL
MALES	30618	0	6502	8718	143	2646	48627
FEMALES	9203	12829	6217	8203	129	1182	37763
PERSONS	39821	12829	12719	16921	272	3828	86390

TABLE 8. POPULATION, 5 YEARS OF AGE AND OVER, URBAN AND RURAL, BY 1966 RESIDENCE URBAN AND RURAL  
NORTHERN TERRITORY, CENSUS 30 JUNE 1971

1966 RESIDENCE	1971 RESIDENCE - NORTHERN TERRITORY,								
	U R B A N			R U R A L			T O T A L		
	MALES	FEMALES	PERSONS	MALES	FEMALES	PERSONS	MALES	FEMALES	PERSONS
NEVER MOVED	4759	4212	8971	6389	6316	12705	11148	10528	21676
NEW SOUTH WALES	URBAN 1659 RURAL 136	1363 109	3021 245	418 81	247 41	665 122	2076 217	1610 150	3686 367
VICTORIA	URBAN 1276 RURAL 127	1157 91	2433 218	242 52	161 37	403 89	1518 179	1318 128	2836 307
QUEENSLAND	URBAN 1624 RURAL 260	1374 217	2998 477	487 268	288 122	775 390	2111 528	1662 339	3773 867
SOUTH AUSTRALIA	URBAN 2157 RURAL 295	1807 247	3964 542	260 99	171 70	431 169	2417 394	1978 317	4395 711
WESTERN AUSTRALIA	URBAN 542 RURAL 140	533 92	1075 232	128 203	86 152	214 355	670 343	619 244	1289 587
TASMANIA	URBAN 104 RURAL 26	100 23	204 49	33 8	18 7	51 15	137 34	118 30	255 64
NORTHERN TERRITORY	URBAN 3160 RURAL 970	2698 830	5858 1800	607 1477	418 1207	1025 2684	3767 2447	3116 2037	6883 4484
AUSTRALIAN CAPITAL TERRITORY	URBAN 141 RURAL 8	143 4	284 12	14 1	11 1	25 2	155 9	154 5	309 14
OVERSEAS	3315	2198	5513	651	257	908	3966	2455	6421
NOT STATED	786	528	1314	566	511	1077	1352	1039	2391
TOTAL	21484	17726	39210	11984	10121	22105	33468	27847	61315

TABLE 9. POPULATION BY RELIGIOUS DENOMINATION - NUMBERS AND PERCENTAGE DISTRIBUTION  
NORTHERN TERRITORY, CENSUSES 1966 AND 1971

	CENSUS 30 JUNE 1966		CENSUS 30 JUNE 1971		PERCENTAGE OF TOTAL POPULATION	
	PERSONS	MALES	FEMALES	PERSONS	1966	1971
CHRISTIAN -						
BAPTIST	451	641	666	1307	0.8	1.5
BRETHREN	16	21	32	53	0.0	0.1
ROMAN CATHOLIC	7959	5314	4057	9371	14.1	10.8
CATHOLIC	3701	4941	4181	9122	6.6	10.6
CHURCHES OF CHRIST	164	185	194	379	0.3	0.4
CHURCH OF ENGLAND	11052	9126	7962	17088	19.6	19.8
CONGREGATIONAL	180	123	109	232	0.3	0.3
ORTHODOX	1678	1466	927	2393	3.0	2.8
JEHOVAH'S WITNESS	N.A.	72	78	150	N.A.	0.2
LUTHERAN	2259	1710	1631	3341	4.0	3.9
METHODIST	5000	3470	3387	6857	8.0	7.9
PRESBYTERIAN	2052	1771	1516	3287	3.6	3.8
SALVATION ARMY	220	185	157	342	0.4	0.4
SEVENTH DAY ADV.	54	81	85	166	0.1	0.2
PROTESTANT (UNDEF)	423	759	627	1386	0.8	1.6
OTHER CHRISTIAN	1845*	1762	1671	3433	3.3	4.0
TOTAL CHRISTIAN	37054	31627	27280	58907	65.6	68.2
NON-CHRISTIAN -						
HEBREW	18	29	17	46	0.0	0.1
MUSLIM	N.A.	176	48	224	N.A.	0.3
OTHER NON-CHRISTIAN	326*	737	612	1349	0.6	1.6
TOTAL NON-CHRISTIAN	344	942	677	1619	0.6	1.9
INDEFINITE	393	372	201	573	0.7	0.7
NO RELIGION	1986	8868	5899	14767	3.5	17.1
NOT STATED	16727	6818	3706	10524	29.6	12.2
TOTAL POPULATION	56504	48627	37763	86390	100.0	100.0

\* NOTE - DATA NOT COMPARABLE FOR 1966 AND 1971 - SEE EXPLANATORY NOTES

TABLE 10. POPULATION BY HIGHEST LEVEL OF SCHOOLING ATTENDED, NORTHERN TERRITORY, CENSUS 30 JUNE 1971

HIGHEST LEVEL ATTENDED	CURRENTLY ATTENDING SCHOOL			NOT CURRENTLY ATTENDING SCHOOL		
	MALES	FEMALES	PERSONS	MALES	FEMALES	PERSONS
CHILD NOT YET ATTENDING SCHOOL				6502	6217	12719
LEVEL 1	3840	3620	7460	1513	1225	2738
LEVEL 2	1085	970	2055	669	495	1164
LEVEL 3	861	835	1696	944	644	1588
LEVEL 4	736	727	1463	1266	818	2084
LEVEL 5	664	619	1283	3042	2095	5137
LEVEL 6	540	495	1035	1412	1010	2422
LEVEL 7	458	423	881	2758	2036	4794
LEVEL 8	283	289	572	5020	4197	9217
LEVEL 9	142	147	289	3142	2244	5386
LEVEL 10 OR HIGHER	59	43	102	6020	3688	9708
TOTAL AT SCHOOL	8668	8168	16836			
OTHER NEVER ATTENDED SCHOOL				5295	3378	6673
NOT STATED				4376	1548	5924

TYPE OF EDUCATIONAL INSTITUTION	FULL-TIME STUDENTS			OTHER PERSONS			TOTAL PERSONS		
	MALES	FEMALES	PERSONS	MALES	FEMALES	PERSONS	MALES	FEMALES	PERSONS
<b>SCHOOLS-</b>									
GOVERNMENT	7025	6498	13523	0	0	0	7025	6498	13523
NON-GOVERNMENT-CATHOLIC	937	934	1871	0	0	0	937	934	1871
NON-GOVERNMENT-OTHER	292	300	592	0	0	0	292	300	592
INSTITUTION NOT CLASSIFIED									
AS SCHOOL	6	15	21	7	7	14	13	22	35
TYPE OF SCHOOL NOT STATED	458	456	914	73	49	122	531	505	1036
TOTAL PUPILS AT SCHOOL	8718	8203	16921	80	56	136	8798	8259	17057
<b>OTHER EDUCATIONAL INSTITUTIONS-</b>									
COLLEGE OF ADVANCED EDUCATION *	55	60	115	131	149	280	186	209	395
TEACHERS COLLEGE	24	29	53	45	30	75	69	59	128
TECHNICAL COLLEGE	3	1	4	56	16	72	59	17	76
UNIVERSITY AND OTHER									
EDUCATIONAL INSTITUTIONS *	30	28	58	172	53	225	202	81	283
TOTAL STUDENTS AT OTHER									
EDUCATIONAL INSTITUTIONS	112	118	230	404	248	652	516	366	882
<b>STUDENTS NOT AT RECOGNISED EDUCATIONAL</b>									
<b>INSTITUTIONS AND NOT STATED</b>	23	4	27	835	94	929	858	98	956
<b>TOTAL OF ALL STUDENTS CURRENTLY STUDYING</b>	8853	8325	17178	1319	398	1717	10172	8723	18895
<b>CHILD NOT YET ATTENDING SCHOOL</b>	0	0	0	6502	6217	12719	6502	6217	12719
<b>OTHER NOT STUDYING</b>	8	7	15	31945	22816	54761	31953	22823	54776
<b>TOTAL POPULATION</b>	8861	8332	17193	39766	29431	69197	48627	37763	86390

\* SEE EXPLANATORY NOTES

TABLE 12. POPULATION 15 YEARS OF AGE AND OVER BY LEVEL AND FIELD OF QUALIFICATION OBTAINED  
NORTHERN TERRITORY, CENSUS 30 JUNE 1971

HIGHEST LEVEL OF QUALIFICATION OBTAINED	MALES	FEMALES	PERSONS	HIGHEST LEVEL OF QUALIFICATION OBTAINED	MALES	FEMALES	PERSONS
NO QUALIFICATION	24226	20287	44433	BACHELOR DEGREE, POST GRADUATE			
TRADE LEVEL QUALIFICATION -				DIPLOMA OR EQUIVALENT -			
FIELD NOT SPECIFIED	31	0	31	FIELD NOT SPECIFIED	9	3	12
METAL TRADES	1420	7	1427	NATURAL SCIENCES	147	35	182
ELECTRICAL TRADES	739	2	741	ENGINEERING	175	1	176
MOTOR TRADES	781	0	781	OTHER TECHNOLOGY	50	0	50
BUILDING AND FURNITURE TRADES	2023	2	2025	ARCHITECTURE	23	0	23
PRINTING TRADES	105	11	116	AGRICULTURE AND FORESTRY	80	12	92
CLOTHING, FOOTWEAR AND				ECONOMICS, COMMERCE AND			
TEXTILE TRADES	39	78	117	GOVERNMENT	60	11	71
OTHER TRADES	768	219	987	SOCIAL AND BEHAVIOURAL SCIENCES	16	26	42
TOTAL TRADE LEVEL	5906	319	6225	HUMANITIES	11	33	44
TECHNICIAN LEVEL QUALIFICATION -				ARTS (N.E.I.)	16	18	34
FIELD NOT SPECIFIED	3	1	4	LAW	50	7	57
NATURAL SCIENCES	41	12	53	EDUCATION	16	28	44
ENGINEERING AND TECHNOLOGY-				SOCIAL AND BEHAVIOURAL SCIENCES			
ELECTRICAL	530	20	550	AND HUMANITIES WITH TEACHER'S			
MECHANICAL	125	0	125	CERTIFICATE OR DIPLOMA	48	53	101
BUILDING	140	4	144	OTHER FIELD WITH TEACHER'S			
OTHER	317	11	328	CERTIFICATE OR DIPLOMA	17	7	24
MINING AND METALLURGY	20	0	20	MEDICINE AND DENTISTRY-			
AGRICULTURE	120	8	128	BACHELOR DEGREE ONLY	79	28	107
BUSINESS AND ADMINISTRATION	122	44	166	POST GRADUATE DIPLOMA	23	6	29
NURSING CERTIFICATE COURSES	14	1205	1219	FINE ARTS	2	4	6
PARA-MEDICAL	18	22	40	OTHER	9	3	12
ART AND DESIGN	18	28	46	TOTAL DEGREE LEVEL	831	275	1106
OTHER	42	21	63	HIGHER DEGREE LEVEL OR EQUIVALENT -			
TOTAL TECHNICIAN LEVEL	1510	1376	2886	FIELD NOT SPECIFIED	3	2	5
TERTIARY QUALIFICATIONS -				NATURAL SCIENCES	41	4	45
(EXCLUDING DEGREES)				ENGINEERING	20	1	21
FIELD NOT SPECIFIED	8	0	8	OTHER TECHNOLOGY	3	1	4
NATURAL SCIENCES	40	4	44	ARCHITECTURE	1	2	3
ENGINEERING AND TECHNOLOGY-				AGRICULTURE AND FORESTRY	8	0	8
ELECTRICAL AND MECHANICAL	119	1	120	ECONOMICS, COMMERCE AND			
BUILDING	121	1	122	GOVERNMENT	4	0	4
OTHER	37	2	39	SOCIAL AND BEHAVIOURAL SCIENCES	1	2	3
ARCHITECTURE	39	0	39	HUMANITIES	4	5	9
AGRICULTURE AND FORESTRY	16	2	18	LAW	1	0	1
BUSINESS, ADMINISTRATION				EDUCATION	3	4	7
AND COMMERCE	186	18	204	MEDICINE AND DENTISTRY	9	1	10
SOCIAL AND BEHAVIOURAL				FINE ARTS	1	0	1
SCIENCES	6	8	14	OTHER	2	1	3
RELIGION AND THEOLOGY	52	6	58	TOTAL HIGHER DEGREE LEVEL	101	23	124
EDUCATION	312	772	1084	QUALIFICATIONS NOT CLASSIFIED			
HEALTH AND PARAMEDICAL				BY LEVEL -			
STUDIES	64	76	140	COMMERCE AND ADMINISTRATION	88	570	658
LIBRARIANSHIP	1	7	8	TECHNICAL	166	4	170
FINE ARTS, MUSIC AND DESIGN	10	30	40	OTHER	189	218	407
OTHER	20	13	33	TOTAL NOT CLASSIFIED	443	792	1235
TOTAL OTHER TERTIARY LEVEL	1031	940	1971	INADEQUATELY DESCRIBED			
					3	2	5
				TOTAL WITH QUALIFICATIONS	9827	3727	13552
				TOTAL POPULATION 15 YEARS			
				OF AGE AND OVER	34051	23934	57985

TABLE 13. POPULATION 15 YEARS OF AGE AND OVER BY OCCUPATIONAL STATUS  
NORTHERN TERRITORY, CENSUS 30 JUNE 1971

	EMPLOYED				TOTAL	UNEMPLOYED			TOTAL IN LABOUR FORCE	TOTAL NOT IN LABOUR FORCE	TOTAL
	EMPLOYER	SELF-EMPLOYED	EMPLOYEE	HELPER		LOOKING FOR FIRST JOB	OTHER	TOTAL			
MALES	939	888	26715	39	28581	81	374	455	29036	5015	34051
FEMALES	243	221	9474	67	10005	46	208	254	10259	13675	23934
PERSONS	1182	1109	36189	106	38586	127	582	709	39295	18690	57985

SEE EXPLANATORY NOTES

TABLE 14. EMPLOYED POPULATION BY OCCUPATION,

NORTHERN TERRITORY, CENSUS 30 JUNE 1971

PAGE 5


PROFESSIONAL, TECHNICAL & RELATED WORKERS -	MALES FEMALES PERSONS			WORKERS IN TRANSPORT & COMMUNICATION -	MALES FEMALES PERSONS		
ARCHITECTS, ENGINEERS, SURVEYORS, PROFESSIONAL CHEMISTS, PHYSICISTS, OTHER PHYS. SCIENTISTS	194	1	195	DECK & ENGINEER OFFICERS, SHIP	89	0	89
BIOLOGISTS, VETS, AGRONOMISTS, REL. SCIENTISTS	139	7	146	DECK, ENGINE ROOM HANDS, SHIP & BOATMEN	110	0	110
MEDICAL PRACTITIONERS, DENTISTS	84	10	94	AIR PILOTS, NAVIGATORS, FLIGHT ENGINEERS	124	2	126
NURSES INCL. TRAINEES	90	14	104	DRIVERS & FIREMEN, RAIL TRANSPORT	44	0	44
PROF. MEDICAL WORKERS, NEC	5	611	616	DRIVERS, ROAD TRANSPORT	1128	22	1150
TEACHERS	370	26	396	GUARDS & CONDUCTORS, RAILWAY	21	0	21
CLERGY & MEMBERS OF RELIGIOUS ORDERS	109	42	151	INSPECTORS, SUPERVISORS, CONTROLLERS	175	1	176
LAW PROFESSIONALS	45	3	48	TELEPHONE, TELEGRAPH, TELECOM. OPERATORS	60	161	221
ARTISTS, ENTERTAINERS, WRITERS, REL. WORKERS	117	36	153	POSTMASTERS, POSTMEN & MESSENGERS	79	37	116
DRAFTSMEN & TECHNICIANS, NEC	867	102	969	WORKERS IN TRANSPORT & COMMUNICATION, NEC	50	2	52
OTHER PROF., TECHNICAL & RELATED WORKERS	230	93	323	TOTAL	1880	225	2105
TOTAL	2286	1637	3923	TRADESMEN, PROD. PROCESS WKRS, LABOURERS, NEC -			
ADMINISTRATIVE, EXECUTIVE, MANAGERIAL WORKERS -				SPINNERS, WEAVERS, KNITTERS, DYERS, REL. WKRS	6	0	6
ADMIN. & EXECUTIVE OFFICIALS, GOVERNMENT, NEC	131	4	135	TAILORS, CUTTERS, FURRIERS, REL. WORKERS	12	89	101
EMPLOYERS, MANAGERS, WORKERS OWN ACCOUNT, NEC	1690	312	2002	LEATHER CUTTERS, LASTERS, SEMERS, REL. WKRS	10	0	10
TOTAL	1821	316	2137	FURNACEMEN, ROLLERS, MOULDERS, METAL MAKERS	15	0	15
CLERICAL WORKERS -				INSTRUMENT MAKERS, JEWELLERS, REL. WORKERS	64	2	66
BOOK-KEEPERS & CASHIERS	154	308	462	METAL TRADESMEN, MECHANICS & REL. WORKERS	2363	1	2364
STENOGRAPHERS & TYPISTS	0	780	780	ELECTRICIANS & REL. WORKERS	1043	0	1043
OTHER CLERICAL WORKERS	1563	1570	3133	METAL & ELECTRICAL PROD. PROCESS WKRS, NEC	345	15	360
TOTAL	1717	2658	4375	CARPENTERS, WOOD MACHINISTS & REL. WORKERS	1088	36	1104
SALES WORKERS -				PAINTERS & DECORATORS	357	0	357
INSURANCE, REAL ESTATE, SALESMEN, VALUERS	97	4	101	BRICKLAYERS, PLASTERERS, CONST. WORKERS, NEC	1027	0	1027
COMM. TRAVELLERS, MANUFACTURERS AGENTS	104	8	112	PRINTING TRADES WORKERS	59	12	71
PROPRIETORS, SHOPKEEPERS, WORKERS OWN ACCOUNT, NEC, RETAIL WHOLESALE TRADE, SALESMEN, SHOP ASSISTANTS, REL. WORKERS	446	942	1388	POTTERY, GLASS & CLAY WORKERS	51	0	51
TOTAL	647	954	1601	MILLERS, BAKERS, FOOD & DRINK WORKERS	375	121	496
FARMERS, FISHERMEN, HUNTERS, TIMBER GETTERS -				CHEMICAL, SUGAR, PAPER, PROD. PROCESS WKRS	5	0	5
FARMERS & FARM MANAGERS	413	42	455	TOBACCO PRODUCT MAKERS	0	0	0
FARM WORKERS INCL. FARM FOREMEN	2182	228	2410	RUBBER, PLASTIC, CONCRETE, PROCESS WKRS, NEC	69	28	97
WOOL CLASSERS	0	0	0	PACKERS, WRAPPERS, LABELLERS	15	46	61
HUNTERS & TRAPPERS	27	0	27	STAT. ENGINE, EXCAVATING, LIFTING OPERATORS	858	1	859
FISHERMEN & RELATED WORKERS	179	17	196	STOREMEN & FREIGHT HANDLERS	664	16	680
TIMBER GETTERS, OTHER FORESTRY WORKERS	157	3	160	LABOURERS, NEC	2126	93	2219
TOTAL	2958	290	3248	TOTAL	10532	460	10992
MINERS, QUARRYMEN, RELATED WORKERS -				SERVICE, SPORT & RECREATION WORKERS -			
MINERS, MINERAL PROSPECTORS & QUARRYMEN	724	0	724	FIRE BRIGADE, POLICE & PROTECTIVE WORKERS	458	12	470
WELL DRILLERS, OIL, WATER, RELATED WORKERS	107	0	107	HOUSEKEEPERS, COOKS, MAIDS, REL. WORKERS	502	1587	2089
MINERAL TREATERS	57	0	57	WAITERS, BARTENDERS	88	291	379
TOTAL	888	0	888	CARETAKERS, CLEANERS, BUILDINGS	121	352	473
				BARBERS, HAIRDRESSERS & BEAUTICIANS	15	70	85
				LAUNDERERS, DRY CLEANERS & PRESSERS	16	169	185
				ATHLETES, SPORTSMEN, REL. WORKERS	5	3	8
				PHOTOGRAPHERS & CAMERA OPERATORS	14	1	15
				UNDERTAKERS & CREMATORIUM WORKERS	1	1	2
				SERVICE, SPORT, RECREATION WORKERS, NEC	184	279	463
				TOTAL	1404	2765	4169
				MEMBERS OF ARMED SERVICES	958	118	1076
				INADEQUATELY DESCRIBED OR NOT STATED	3490	582	4072
				TOTAL EMPLOYED	28581	10005	38586

TABLE 15. EMPLOYED POPULATION BY INDUSTRY,

NORTHERN TERRITORY, CENSUS 30 JUNE 1971

INDUSTRY SUB-DIVISION	MALES FEMALES PERSONS			INDUSTRY SUB-DIVISION	MALES FEMALES PERSONS		
AGRICULTURE, FORESTRY, FISHING AND HUNTING -				WHOLESALE AND RETAIL TRADE -			
AGRICULTURE	2236	461	2697	WHOLESALE TRADE	806	254	1060
SERVICES TO AGRICULTURE	45	9	54	RETAIL TRADE	1413	1425	2838
FORESTRY AND LOGGING	116	5	121	TOTAL (1)	2219	1680	3899
FISHING AND HUNTING	195	56	251	TRANSPORT AND STORAGE -			
TOTAL (1)	2592	531	3123	ROAD TRANSPORT	686	101	787
MINING -				RAILWAY TRANSPORT	197	23	220
METALLIC MINERALS	3643	141	3784	WATER TRANSPORT	403	18	421
COAL	1	0	1	AIR TRANSPORT	648	104	752
CRUDE PETROLEUM INC NATURAL GAS	1	0	1	OTHER TRANSPORT AND STORAGE	100	44	144
CONSTRUCTION MATERIALS	53	1	54	TOTAL (1)	2042	290	2332
OTHER NON-METALLIC MINERALS	14	0	14	COMMUNICATION	TOT	441	149
SERVICES TO MINING	446	47	493	FINANCE INSURANCE REAL ESTATE AND BUSINESS SERVICES -			
TOTAL (1)	3657	200	3857	FINANCE AND INVESTMENT	240	168	408
MANUFACTURING -				INSURANCE	104	51	155
FOOD BEVERAGES AND TOBACCO	387	126	513	REAL ESTATE AND BUSINESS SERVICES	403	315	718
TEXTILES	2	4	6	TOTAL (1)	747	534	1281
CLOTHING AND FOOTWEAR	3	10	13	PUBLIC ADMINISTRATION AND DEFENCE -			
WOOD, WOOD PRODUCTS AND FURNITURE	101	2	103	PUBLIC ADMINISTRATION	2040	995	3035
PAPER, PAPER PRODUCTS, PRINTING, PUBLISHING	87	39	126	DEFENCE	1147	162	1309
CHEMICAL, PETROLEUM AND COAL PRODUCTS	17	7	24	TOTAL (1)	3187	1157	4344
NON-METALLIC MINERAL PRODUCTS	208	23	231	COMMUNITY SERVICES -			
BASIC METAL PRODUCTS	84	3	87	HEALTH	330	1041	1371
FABRICATED METAL PRODUCTS	214	24	238	EDUCATION, LIBRARIES, MUSEUMS AND ART GALLERIES	369	693	1062
TRANSPORT EQUIPMENT	167	4	171	WELFARE, RELIGIOUS INSTITUTIONS	2385	1476	3861
OTHER INDUSTRIAL MACHINERY & EQUIPMENT AND HOUSEHOLD APPLIANCES	187	17	204	OTHER COMMUNITY SERVICES	875	127	1002
LEATHER, RUBBER, & PLASTIC PRODUCTS AND MANUFACTURING NEC	68	31	99	TOTAL (1)	3961	3342	7303
TOTAL (1)	1533	291	1824	ENTERTAINMENT, RECREATION, RESTAURANTS, HOTELS AND PERSONAL SERVICES -			
ELECTRICITY GAS AND WATER -				ENTERTAINMENT, RECREATIONAL SERVICES	211	66	277
ELECTRICITY AND GAS	331	7	338	RESTAURANTS, HOTELS AND CLUBS	609	877	1486
WATER SEWERAGE AND DRAINAGE	132	7	139	PERSONAL SERVICES	40	165	205
TOTAL (1)	463	14	477	PRIVATE HOUSEHOLDS EMPLOYING STAFF	2	75	77
CONSTRUCTION -				TOTAL (1)	862	1183	2045
GENERAL CONSTRUCTION	3753	128	3881	NON CLASSIFIABLE TO INDUSTRY	1787	442	2229
SPECIAL-TRADE CONTRACTING	1213	60	1273	TOTAL EMPLOYED	28581	10005	38586
TOTAL (1)	5090	192	5282				

(1) NOTE - INCLUDES UNDEFINED





# 1971 CENSUS OF POPULATION AND HOUSING PUBLICATIONS

Issued by the Commonwealth Bureau of Census and Statistics

Information from the 1971 Census of Population and Housing is in two series of publications :

**Field Count Statements** contain preliminary population figures compiled by field personnel during the taking of the Census and are available free of charge from the Bureau of Census and Statistics in Canberra. These have all been issued and in the list below dates of issue are shown in italics.

No. 1. Population : States and Territories	<i>October 1971</i>
No. 2. Population : Principal Urban Centres	<i>April 1972</i>

## Population : Local Government Areas and Towns --

No. 3. New South Wales	<i>February 1972</i>
No. 4. Victoria	<i>February 1972</i>
No. 5. Queensland	<i>February 1972</i>
No. 6. South Australia	<i>February 1972</i>
No. 7. Western Australia	<i>February 1972</i>
No. 8. Tasmania	<i>February 1972</i>
No. 9. Northern Territory and Australian Capital Territory	<i>December 1971</i>
No. 10. Population : Commonwealth Electoral Divisions	<i>July 1972</i>

**Bulletins.** Final results of the 1971 Census of Population and Housing are being released in a series of 14 bulletins, seven of which consist of separate parts for States and Territories. The titles are given below with the price (where known so far), with freight cost within Australia in brackets. Bulletins 1 to 5 will be issued early in 1973. The remainder will follow during the year.

### Bulletin 1. SUMMARY OF POPULATION. 25 cents each part (12c)

Part 1. New South Wales	Part 4. South Australia	Part 7. Northern Territory
Part 2. Victoria	Part 5. Western Australia	Part 8. Australian Capital Territory
Part 3. Queensland	Part 6. Tasmania	Part 9. Australia

### Bulletin 2. SUMMARY OF DWELLINGS. 25 cents each part (12c)

Part 1. New South Wales	Part 4. South Australia	Part 7. Northern Territory
Part 2. Victoria	Part 5. Western Australia	Part 8. Australian Capital Territory
Part 3. Queensland	Part 6. Tasmania	Part 9. Australia

### Bulletin 3. DEMOGRAPHIC CHARACTERISTICS. 25 cents each part (12c)

Part 1. New South Wales	Part 4. South Australia	Part 7. Northern Territory
Part 2. Victoria	Part 5. Western Australia	Part 8. Australian Capital Territory
Part 3. Queensland	Part 6. Tasmania	Part 9. Australia

### Bulletin 4. BIRTHPLACE. 25 cents each part (12c)

Part 1. New South Wales	Part 4. South Australia	Part 7. Northern Territory
Part 2. Victoria	Part 5. Western Australia	Part 8. Australian Capital Territory
Part 3. Queensland	Part 6. Tasmania	Part 9. Australia

### Bulletin 5. THE LABOUR FORCE. 25 cents each part (12c)

Part 1. New South Wales	Part 4. South Australia	Part 7. Northern Territory
Part 2. Victoria	Part 5. Western Australia	Part 8. Australian Capital Territory
Part 3. Queensland	Part 6. Tasmania	Part 9. Australia

**Bulletin 6. POPULATION AND DWELLINGS IN LOCAL GOVERNMENT AREAS AND CENTRES**

Part 1. New South Wales	35c (18c)	Part 5. Western Australia	35c (12c)
Part 2. Victoria	35c (18c)	Part 6. Tasmania	35c (12c)
Part 3. Queensland	35c (18c)	Part 7 & 8. Northern Territory and Australian Capital Territory	35c (12c)
Part 4. South Australia	35c (12c)	Part 9. Australia	50c (18c)

**Bulletin 7. CHARACTERISTICS OF THE POPULATION AND DWELLINGS – LOCAL GOVERNMENT AREAS**

Part 1. New South Wales	\$8.00 (65c)	Part 5. Western Australia	\$5.00 (65c)
Part 2. Victoria	\$7.00 (65c)	Part 6. Tasmania	\$2.00 (65c)
Part 3. Queensland	\$6.00 (65c)	Part 7. Northern Territory	50c (18c)
Part 4. South Australia	\$5.50 (65c)	Part 8. Australian Capital Territory	\$2.00 (65c)

**Bulletin 8. CHARACTERISTICS OF THE POPULATION AND DWELLINGS –  
COMMONWEALTH ELECTORAL DIVISIONS \$4.00 (65c)****Bulletin 9. THE ABORIGINAL POPULATION 40c (18c)****Bulletin 10. FAMILIES AND HOUSEHOLDS****Bulletin 11. FERTILITY****Bulletin 12. GEOGRAPHIC DISTRIBUTION****Bulletin 13. MAPS.** A complete set will be available for \$7.60. Individual maps and prices are listed below.  
(Prices are post-free.)

- General Statistical Division map of Australia. 40c
- General dot distribution map and rainfall belts of Australia. 40c
- Statistical Division map for each State. 40c each
- Capital City Statistical Division maps. 40c each (Hobart 20c)
- The Northern Territory and Urban Darwin. 20c
- Canberra Statistical District and Urban Canberra. 20c
- East Central New South Wales (Newcastle to Wollongong and hinterland). 40c
- Geelong Statistical District and Latrobe Valley. 20c
- New South Wales urban centre map covering : Albury-Wodonga, Condobolin, Kempsey, Orange, Tamworth, Taree, Wagga Wagga. 20c
- Victoria urban centre map covering : Ballarat, Bendigo, Castlemaine, Colac, Koroit, Wonthaggi. 20c
- Queensland urban centre map covering : Bundaberg, Cairns, Gladstone, Gold Coast, Mackay, Maryborough, Mount Isa, Rockhampton, Toowoomba, Townsville. 20c
- South Australia urban centre map covering : Jamestown, Kadina, Moonta, Mount Gambier, Murray Bridge, Port Pirie, Strathalbyn, Victor Harbor, Wallaroo, Whyalla. 20c
- Western Australia urban centre map covering : Albany, Geraldton, Kalgoorlie. 20c
- Tasmanian urban centre map covering Launceston and Devonport/Wynyard area. 20c

**Bulletin 14. CATALOGUE OF 1971 CENSUS TABULATIONS**

**Distribution Arrangements.** The publications listed above may be purchased *through the post or over the counter* from the Deputy Commonwealth Statistician in each State capital (except Perth); *through the post* from Mail Order Sales, Australian Government Publishing Service, P.O. Box 84, Canberra, A.C.T. 2600; and *over the counter* from the A.G.P.S. Book Centres, at 113-115 London Circuit, Canberra City; Bank House, 315 George Street, Sydney, N.S.W.; 347 Swanston Street, Melbourne, Victoria; and the Commonwealth Centre, 1-3 St George's Terrace, Perth, W.A.

Air mail and overseas rates are available on application. Account, standing order or reminder service facilities may be arranged with the Assistant Director, Sales and Distribution, Australian Government Publishing Service.