


CENSUS OF POPULATION AND HOUSING, 30 JUNE 1971  
COMMONWEALTH OF AUSTRALIA

BULLETIN 1.  
SUMMARY OF POPULATION

PART 1. NEW SOUTH WALES




*Prepared under instructions from the Honourable the Treasurer by*

J. P. O'NEILL  
COMMONWEALTH STATISTICIAN

COMMONWEALTH BUREAU OF CENSUS AND STATISTICS  
CANBERRA, AUSTRALIA





## PREFACE


Final results from the 1971 Census of Population and Housing are being released in a series of 14 bulletins covering single and cross-classified characteristics of population and dwellings.

It should be recognised that in processing census data for 13 million persons and 4.5 million households there are innumerable possibilities for error. As in other areas of statistics, much of the effort of statisticians is directed to devising procedures which prevent most errors from occurring or which detect and eliminate those which do occur. Despite such efforts, it is impracticable to eliminate every inaccuracy but special steps such as editing and quality control procedures are taken to measure and control the level of such inaccuracy. Thus while some minor errors and discrepancies may be evident in the final results, it is unlikely that they would have any practical significance in the interpretation of the Census data.

A large number of tabulations are being produced for the 1971 Census which, because of their size and complexity, will not be published. In some cases, classifications of characteristics will be available at a finer level than those published in the Bulletins. A complete list of the tabulations produced (published and unpublished) and the levels of classification available will be published in the Catalogue of 1971 Census Tabulations (Bulletin 14). For information on the more detailed classifications and the availability of unpublished tabulations please contact the office of the Bureau of Census and Statistics in each State capital city or in Canberra.

**J. P. O'NEILL**  
Commonwealth Statistician

Commonwealth Bureau of Census and Statistics  
Canberra, A.C.T. 2600      December 1972



## CONTENTS

<i>Table</i>	<i>Page</i>
Introduction .....	vii
Facsimile 1971 Census Schedule .....	ix
Explanatory Notes .....	xiii
1. Age : single years, 1971 .....	1
2. Age : 5-year groups, percentage distribution, Censuses 1933 to 1971 .....	1
3. Marital status, 1966 and 1971 .....	1
4. Birthplace, 1966 and 1971 .....	2
5. Period of residence in Australia : overseas-born population, numbers and percentage distribution, 1971 .....	2
6. Nationality, 1966 and 1971 .....	2
7. Usual major activity, 1971 .....	3
8. 1966 State of residence, urban and rural, by 1971 residence, urban and rural : population 5 years of age and over .....	3
9. Religious denomination : numbers and percentage distribution, 1966 and 1971 .....	3
10. Highest level of schooling attended, 1971 .....	3
11. Type of educational institution attended, 1971 .....	4
12. Level and field of qualification obtained : population 15 years of age and over, 1971 .....	4
13. Occupational status : population 15 years of age and over, 1971 .....	4
14. Occupation : employed population 15 years of age and over, 1971 .....	5
15. Industry : employed population 15 years of age and over, 1971 .....	5
List of 1971 Census of Population and Housing publications issued by the Bureau of Census and Statistics .....	7

## INTRODUCTION

### Publications

The publication programme for the 1971 Census of Population and Housing comprises a series of 14 Bulletins; the title and content of each are as follows :

**Bulletin 1. *Summary of Population***

Single characteristics : age, marital status, birthplace, period of residence, nationality, usual major activity, 1966 residence, religion, level of schooling, educational institution, qualifications, occupational status, occupation, industry.

**Bulletin 2. *Summary of Dwellings***

Class of dwelling cross-classified by : number of rooms, number of bedrooms, nature of occupancy, electricity and gas, bathroom and kitchen facilities, sewage disposal, inmates by number of rooms, inmates by number of bedrooms.

**Bulletin 3. *Demographic Characteristics***

Age and marital status cross-classified by : usual major activity, employment status, birthplace of parents, birthplace, nationality.

**Bulletin 4. *Birthplace***

Country of birth cross-classified by : age, marital status, nationality, period of residence, level of schooling, qualifications, occupational status, occupation, industry.

**Bulletin 5. *The Labour Force***

Employment status cross-classified by age and marital status. Occupation cross-classified by : occupational status, age, birthplace, qualifications. Industry cross-classified by : occupational status, age, birthplace, qualifications.

**Bulletin 6. *Population and Dwellings in Local Government Areas and Urban Centres***

**Bulletin 7. *Characteristics of the Population and Dwellings – Local Government Areas***

Single characteristics : age, religion, marital status, nationality, birthplace, period of residence, 1966 residence, usual residence, usual major activity, level of schooling, qualifications, occupational status, industry, occupation, class of dwelling, rent, reason unoccupied, number of rooms and bedrooms, nature of occupancy, facilities, sewage disposal, motor vehicles, material of outer walls.

**Bulletin 8. *Characteristics of the Population and Dwellings – Commonwealth Electoral Divisions***

The topics in this Bulletin are identical to those in Bulletin 7.

**Bulletin 9. *The Aboriginal Population***

Characteristics of the Aboriginal and Torres Strait Islander population.

**Bulletin 10. *Families and Households***

**Bulletin 11. *Fertility***

**Bulletin 12. *Geographic Distribution***

**Bulletin 13. *Maps***

Each State, showing Local Government Areas and Statistical Divisions plus maps of principal urban centres.

**Bulletin 14. *Catalogue of 1971 Census Tabulations***

Index of all tabulations, published and unpublished, produced from the 1971 Census.



Bulletins 1-6 consist of a series of separate parts for each State and Territory and one for Australia. In Bulletin 6 the Northern Territory part is combined with that of the Australian Capital Territory. There is no Australian part to Bulletin 7 and Bulletins 8-14 consist only of one part.

Each publication can be identified by a number and colour code system as follows :

<i>Bulletin Number</i>	<i>Title</i>	<i>Cover Colour</i>
1	Summary of Population	Yellow Green
2	Summary of Dwellings	Light Brown
3	Demographic Characteristics	Pink
4	Birthplace	Light Purple
5	The Labour Force	Light Blue
6	Population and Dwellings in Local Government Areas and Urban Centres	Light Green
7	Characteristics of the Population and Dwellings – Local Government Areas	Grey
8	Characteristics of the Population and Dwellings – Commonwealth Electoral Divisions	Dark Grey
9	The Aboriginal Population	Dark Green
10	Families and Households	Dark Purple
11	Fertility	Dark Brown
12	Geographic Distribution	Dark Blue
13	Maps	Olive Green
14	Catalogue of 1971 Census Tabulations	Dark Red

<i>Geographic Area</i>	<i>Part Number</i>	<i>Horizontal Band Colour</i>
New South Wales	1	Blue
Victoria	2	Orange
Queensland	3	Maroon
South Australia	4	Red
Western Australia	5	Black
Tasmania	6	Green
Northern Territory	7	Brown
Australian Capital Territory	8	Purple
Australia	9	Gold

As an illustration of the colour code system, all 'Summary of Dwellings' bulletins have light brown covers with a horizontal band varying in colour according to the State.

#### Coverage

In conformity with the 1967 repeal of Section 127 of the Constitution, 1971 Census statistics include Aborigines. In order to provide comparability between the 1971 and 1966 Censuses, tables showing 1966 data have been amended to include Aborigines or their dwellings and therefore differ from the 1966 tables previously published.

Persons with diplomatic immunity (diplomatic and home-based staff of diplomatic missions, and their families) are excluded from the Census. Dwellings occupied by persons with diplomatic immunity are also excluded.

(NOTE. Any discrepancies between totals and sums of components in percentages in tables are due to rounding.)



# A FEW FACTS ABOUT THE CENSUS

*At the Census everybody in Australia contributes  
to Australia's knowledge about itself*

**YOUR FORM IS ABSOLUTELY CONFIDENTIAL.** The LAW prevents anyone but the Commonwealth Statistician and his officers from seeing your return. OTHER PERSONS OR GOVERNMENT DEPARTMENTS CANNOT see your return for any purpose whatsoever.

**THE STATISTICS ARE ESSENTIAL TO PEOPLE WORKING ON SUCH NATIONAL PROBLEMS AS:**

- HOUSING NEEDS
- BETTER LIVING STANDARDS
- EDUCATION (SCHOOLS, TEACHERS, ETC.)
- WELFARE OF THE AGED, WIDOWS, ABORIGINES, MIGRANTS, ETC.
- CITY GROWTH, TRAFFIC PROBLEMS, ROADS
- SEWERAGE, WATER AND POWER SUPPLY
- EMPLOYMENT, UNEMPLOYMENT, VOCATIONAL TRAINING
- DECENTRALISATION, RURAL DEPOPULATION, LOCATION OF INDUSTRY

**MOST CENSUS INFORMATION CANNOT BE OBTAINED IN ANY OTHER WAY.** The great value of the Census is that all the information about everybody is obtained at the one time. This means that it can be added together and cross-tabulated to give a very detailed statistical picture of AUSTRALIA at a single point in time. Without you the picture would be incomplete.

**THE STATISTICS ARE AVAILABLE TO YOU.** All the statistical tables which are compiled from the Census serve important Governmental purposes, but they are also available to private individuals, the business community and researchers.

### For Census Collector's use only

- If this dwelling is unoccupied indicate—
1. The type of dwelling—  
(Refer to sketches and descriptions on page 2)
- |   |  |   |   |
|---|--|---|---|
| 1 <input type="checkbox"/> Separate house           | 6 <input type="checkbox"/> Self-contained flat     | 1 <input type="checkbox"/> For sale                               | 5 <input type="checkbox"/> Holiday home                       |
| 2 <input type="checkbox"/> Semi-detached house      | 7 <input type="checkbox"/> Non self-contained flat | 2 <input type="checkbox"/> To let (other than holiday home)       | 6 <input type="checkbox"/> Condemned or awaiting demolition   |
| 3 <input type="checkbox"/> Attached house           | 9 <input type="checkbox"/> Caravan, houseboat      | 3 <input type="checkbox"/> Newly completed and awaiting occupancy | 7 <input type="checkbox"/> Usual residents temporarily absent |
| 4 <input type="checkbox"/> Terrace or row house     | X <input type="checkbox"/> Other (describe)        | 4 <input type="checkbox"/> Vacant for repairs or alterations      | 8 <input type="checkbox"/> Other (describe)                   |
| 5 <input type="checkbox"/> Villa unit or town house |  |   |   |
2. The reason for being unoccupied—

**CONFIDENTIAL**

Any Census Officer or occupier of a dwelling disclosing any particulars from a Census Form is liable to a penalty of \$100.

COMMONWEALTH OF AUSTRALIA



State	N.S.W.
Div.	30
S. Div.	
C.D.	
Rec. No.	

# CENSUS OF POPULATION AND HOUSING AUSTRALIA

**30 June 1971**

## HOUSEHOLDER'S SCHEDULE

Under the provisions of the *Census and Statistics Act 1905-1966* you are required to fill in this form to the best of your knowledge and belief. However, there is no penalty for omitting information on a person's religious denomination.

The information supplied in this form is **CONFIDENTIAL**. The Act provides that it cannot be seen by any persons other than officers of the Bureau of Census and Statistics. It will be used only for obtaining totals for statistical purposes.

The completed schedule should be ready to hand to the Census Collector who will call on **THURSDAY 1 JULY** or as soon as possible after that day.

I certify that to the best of my knowledge and belief this form has been correctly filled in.

Signature of Collector

Signature of Householder

Street, etc....

City, town or village

Date

Bureau of Census and Statistics

List in Column 1 all persons (including visitors) who spent the night of **Wednesday 30 June** in this household (or returned on **Thursday 1 July** without having been counted elsewhere), and then fill in Columns 2 to 6 for each person.

## HOW TO FILL IN THIS FORM

After you have read the instructions:

- Step 1: Lift this flap and fill in page 1 for all persons who spent the night of **Wednesday 30 June** in this household.
- Step 2: Give particulars of this dwelling on pages 2 and 3.
- Step 3: Complete a double page of personal particulars for each person listed on page 1.
- Step 4: Sign the form on the front page.

### INSTRUCTIONS

- FILL IN A SEPARATE FORM FOR EACH HOUSEHOLD.**  
A household is a domestic group living and eating together. A person living alone is also a household.
- IF THERE IS MORE THAN ONE HOUSEHOLD OBTAIN EXTRA FORMS FROM THE CENSUS COLLECTOR WHEN HE RETURNS.**
- THIS BOOKLET HAS PAGES FOR 8 PERSONS. IF THERE ARE MORE THAN 8 PERSONS IN THE HOUSEHOLD OBTAIN PERSONAL SLIPS FOR THESE EXTRA PERSONS FROM THE CENSUS COLLECTOR WHEN HE RETURNS.**
- IF ANY PERSON IN THE HOUSEHOLD, SUCH AS A VISITOR OR BOARDER, PREFERENCES TO FILL IN A SEPARATE FORM TO MAINTAIN PRIVACY, ASK THE COLLECTOR FOR A 'PERSONAL SLIP' AND AN ENVELOPE.** The Personal Slip should be filled in and sealed in the envelope by the person concerned, for delivery by you unopened to the Census Collector with this schedule.
- FOR ANY PERSON WHO COMPLETES A PERSONAL SLIP, ENTER ON PAGE 1 OF THIS SCHEDULE THE NAME, RELATIONSHIP AND SEX OF THE PERSON AND WRITE 'P.S.' IN THE AGE COLUMN.**
- Not all questions have to be answered by everybody. Read each question carefully, give your answer, then follow the directions to the next question which applies. Most questions can be answered simply by placing a tick in the appropriate box, e.g.  
 Yes  No
- If you do not know the exact answer to a question, give the best estimate you can.
- Please use ink or ball point pen.
- The completed schedule should be ready to hand to the Census Collector who will call on **THURSDAY 1 JULY** or as soon as possible after that day.
- If you need any help with this form, telephone the Divisional Returning Officer for your Commonwealth Electoral Division, or ask the Census Collector when he returns.



HOW LIFT THIS FLAP AND FILL IN PAGE 1

X

Column 1	Column 2	Column 3	Column 4	Column 5	Column 6
First Name and Surname List LAST any persons in this household who have completed Personal Slips (See page 1 for previous page) For unnamed baby write 'BABY' and surname.	Relationship to head of household For example: head, mother, wife, daughter, son, brother, grandchild, visitor, boarder, co-tenant etc.	Sex Years   Mths	Age (In years and completed months)	Present Marital Status	Is this person a usual resident of this dwelling? <small>NOTE: A 'usual' resident is any person who has lived here for the last 6 months, or who will be spending 6 months or more during 1971 in this dwelling. OR any person who is living here but has no usual place of residence.</small>
1 First name Surname	<input type="checkbox"/> Male <input type="checkbox"/> Female	<input type="checkbox"/> Male <input type="checkbox"/> Female		<input type="checkbox"/> Never married <input type="checkbox"/> Divorced <input type="checkbox"/> Now married <input type="checkbox"/> Widowed <input type="checkbox"/> Married but permanently separated	<input type="checkbox"/> Yes <input type="checkbox"/> No → Give State, Territory or Country of usual residence
2 First name Surname	<input type="checkbox"/> Male <input type="checkbox"/> Female	<input type="checkbox"/> Male <input type="checkbox"/> Female		<input type="checkbox"/> Never married <input type="checkbox"/> Divorced <input type="checkbox"/> Now married <input type="checkbox"/> Widowed <input type="checkbox"/> Married but permanently separated	<input type="checkbox"/> Yes <input type="checkbox"/> No → Give State, Territory or Country of usual residence
3 First name Surname	<input type="checkbox"/> Male <input type="checkbox"/> Female	<input type="checkbox"/> Male <input type="checkbox"/> Female		<input type="checkbox"/> Never married <input type="checkbox"/> Divorced <input type="checkbox"/> Now married <input type="checkbox"/> Widowed <input type="checkbox"/> Married but permanently separated	<input type="checkbox"/> Yes <input type="checkbox"/> No → Give State, Territory or Country of usual residence
4 First name Surname	<input type="checkbox"/> Male <input type="checkbox"/> Female	<input type="checkbox"/> Male <input type="checkbox"/> Female		<input type="checkbox"/> Never married <input type="checkbox"/> Divorced <input type="checkbox"/> Now married <input type="checkbox"/> Widowed <input type="checkbox"/> Married but permanently separated	<input type="checkbox"/> Yes <input type="checkbox"/> No → Give State, Territory or Country of usual residence
5 First name Surname	<input type="checkbox"/> Male <input type="checkbox"/> Female	<input type="checkbox"/> Male <input type="checkbox"/> Female		<input type="checkbox"/> Never married <input type="checkbox"/> Divorced <input type="checkbox"/> Now married <input type="checkbox"/> Widowed <input type="checkbox"/> Married but permanently separated	<input type="checkbox"/> Yes <input type="checkbox"/> No → Give State, Territory or Country of usual residence
6 First name Surname	<input type="checkbox"/> Male <input type="checkbox"/> Female	<input type="checkbox"/> Male <input type="checkbox"/> Female		<input type="checkbox"/> Never married <input type="checkbox"/> Divorced <input type="checkbox"/> Now married <input type="checkbox"/> Widowed <input type="checkbox"/> Married but permanently separated	<input type="checkbox"/> Yes <input type="checkbox"/> No → Give State, Territory or Country of usual residence
7 First name Surname	<input type="checkbox"/> Male <input type="checkbox"/> Female	<input type="checkbox"/> Male <input type="checkbox"/> Female		<input type="checkbox"/> Never married <input type="checkbox"/> Divorced <input type="checkbox"/> Now married <input type="checkbox"/> Widowed <input type="checkbox"/> Married but permanently separated	<input type="checkbox"/> Yes <input type="checkbox"/> No → Give State, Territory or Country of usual residence
8 First name Surname	<input type="checkbox"/> Male <input type="checkbox"/> Female	<input type="checkbox"/> Male <input type="checkbox"/> Female		<input type="checkbox"/> Never married <input type="checkbox"/> Divorced <input type="checkbox"/> Now married <input type="checkbox"/> Widowed <input type="checkbox"/> Married but permanently separated	<input type="checkbox"/> Yes <input type="checkbox"/> No → Give State, Territory or Country of usual residence

For Census Collector's use only

Total persons in household i.e. listed in Column 1 and on any extra Personal Slips issued.	Males	Females	Persons
--	-------	---------	---------

**PARTICULARS OF THIS DWELLING**

These questions should preferably be answered by the Head of the Household. The dwelling for which particulars are sought is the house, flat, or other premises occupied solely by your household on 30 June 1971.

**D 1. Tick the box opposite the description which best describes your dwelling. The sketches and comments will help you decide which box to tick. (Tick one box only.)**

Sketch	Description	Dwelling Type
	Generally a structure containing only one dwelling on its own block of land, separated by open space from other dwellings. However, if the house has only one flat attached to or incorporated in it, tick this box if you occupy the main part of the structure.	1 <input type="checkbox"/> <b>Separate House</b>
	One of a set of two houses (single or double storey) joined together and separated only by a wall extending from foundation to ceiling.	2 <input type="checkbox"/> <b>Semi-detached House</b>
	A house attached to business premises separated only by a wall extending from foundation to ceiling.	3 <input type="checkbox"/> <b>Attached House</b>
	One of a set of houses (single or multi-storey) in a row of 3 or more separated only by walls extending from foundation to ceiling. (Exclude Villa Unit or Town House—see below).	4 <input type="checkbox"/> <b>Terrace or Row House</b>
	One of a group (three or more) of single or double storey homes separate or joined together in sets of 2 or more all occupying a common block of land.	5 <input type="checkbox"/> <b>Villa Unit or Town House</b>
	(a) One of a block of rental or own-your-own flats or home units. (b) A self-contained flat in or attached to a house. (Tick this box if you live in the flat) (c) A pair of self-contained flats or home units. (d) A flat in or above business premises. (e) A self-contained flat situated on the same block of land as a house, but not attached to the house.	6 <input type="checkbox"/> <b>Self-contained Flat or Home Unit</b> (Self-contained means able to be completely closed off and with own cooking and bathing facilities.) <b>How many Flats or Home Units are there in this building?</b>
	A non-self-contained part of a house, flat or other premise (including room or rooms).  Shed, rent garage, etc. occupied on a permanent or semi-permanent basis.  Mobile unit occupied on a permanent or semi-permanent basis.	7 <input type="checkbox"/> <b>Non-self-contained Flat</b> (Self-contained means able to be completely closed off and with own cooking and bathing facilities.)  8 <input type="checkbox"/> <b>Improvised Home</b>
		9 <input type="checkbox"/> <b>Caravan, Houseboat, etc.</b>
		X <input type="checkbox"/> <b>Other—describe</b>

**PARTICULARS OF DWELLING**

**D2.(a)** Was this dwelling built after 30 June 1966? No  Yes  Go to question D3

**(b)** In what year was this dwelling built?

1966	1967	1968	1969	1970	1971
<input type="checkbox"/>	<input type="checkbox"/>	<input type="checkbox"/>	<input type="checkbox"/>	<input type="checkbox"/>	<input type="checkbox"/>

**D3.** What is the material of the outer walls of this building? If more than one, give main material. (Tick one box only)

0 <input type="checkbox"/> Brick	4 <input type="checkbox"/> Timber
1 <input type="checkbox"/> Brick veneer	5 <input type="checkbox"/> Metal
2 <input type="checkbox"/> Stone	6 <input type="checkbox"/> Fibro-cement
3 <input type="checkbox"/> Concrete	7 <input type="checkbox"/> Other (please describe)

**D4.** How many rooms are there in your dwelling?

Do not count bathrooms, toilets, pantries, laundries, storerooms, halls, or rooms used only for business purposes.

Count permanently enclosed sleep-outs.

Count a combined-purpose room, such as a living-dining, or a kitchen-dining room as one room.

1 <input type="checkbox"/>	2 <input type="checkbox"/>	3 <input type="checkbox"/>	4 <input type="checkbox"/>	5 <input type="checkbox"/>	6 <input type="checkbox"/>	7 <input type="checkbox"/>	8 <input type="checkbox"/>	9 <input type="checkbox"/> or more
----------------------------	----------------------------	----------------------------	----------------------------	----------------------------	----------------------------	----------------------------	----------------------------	------------------------------------

A room shared with another household should be counted only by the principal householder.

**D5.** How many bedrooms are there in your dwelling?

Include also permanently enclosed sleep-out. If one-room apartment or bed-sitting room, tick 'none'.

None <input type="checkbox"/>	1 <input type="checkbox"/>	2 <input type="checkbox"/>	3 <input type="checkbox"/>	4 <input type="checkbox"/>	5 <input type="checkbox"/>	6 <input type="checkbox"/>	7 <input type="checkbox"/>	8 <input type="checkbox"/>	9 <input type="checkbox"/> or more
-------------------------------	----------------------------	----------------------------	----------------------------	----------------------------	----------------------------	----------------------------	----------------------------	----------------------------	------------------------------------

**D6.** Does your household have the use of a bathroom? (Tick one box only)

Yes, for this household only

Yes, but used also by another household

No

**D7.** Does your household have the use of a kitchen? (Tick one box only)

Yes, for this household only

Yes, but used also by another household

No

**D8.** What is the method of sewage disposal for this dwelling?

1 <input type="checkbox"/> Flush toilet connected to public sewer	2 <input type="checkbox"/> Flush toilet connected to individual system, e.g. septic tank
3 <input type="checkbox"/> Sanitary pan collection	4 <input type="checkbox"/> Other

**D9.** Does your household have the following facilities? (Tick one box for each line)

Electricity—	Yes <input type="checkbox"/>	No <input type="checkbox"/>
(i) Mains	1 <input type="checkbox"/>	0 <input type="checkbox"/>
(ii) Home generated	1 <input type="checkbox"/>	0 <input type="checkbox"/>
Gas—	1 <input type="checkbox"/>	0 <input type="checkbox"/>
(i) Mains	1 <input type="checkbox"/>	0 <input type="checkbox"/>
(ii) Bottled or L.P.	1 <input type="checkbox"/>	0 <input type="checkbox"/>
Television set	1 <input type="checkbox"/>	0 <input type="checkbox"/>

**D10.** Is this dwelling owned (or being purchased) by you or any usual member of your household? Yes  No  Go to question D12

**D11.(a)** Do you or any usual member of your household pay rent for this dwelling? Yes  No  Go to question D12

**(b)** To whom is this rent paid?

1 <input type="checkbox"/> Housing Commission of N.S.W.
2 <input type="checkbox"/> Employer
3 <input type="checkbox"/> Other-landlord

**(c)** Is this dwelling rented furnished or unfurnished? 1  Furnished 0  Unfurnished

**(d)** What is the weekly rent? Include the weekly equivalent of any rates payable separately by this household; e.g. sanitation, garbage, water rates (other than access water), etc. \$ \_\_\_\_\_ C

**D12.(a)** Is this dwelling situated on a holding of one acre or more which is used principally for agricultural or pastoral purposes? (i.e. for any type of crop growing, animal or poultry farming) Yes  No  Go to question D13

**(b)** Is this dwelling less than one mile from the nearest Post Office? Yes  No  Go to question D13

**(c)** What is the name of that Post Office? \_\_\_\_\_

**D13.** Excluding this dwelling, how many dwellings (other than caravans or houseboats) are owned or being purchased by you (or any usual member of this household) in which you or they live sometime during each year (e.g. for holidays)? (Tick one box only)

None <input type="checkbox"/>	1 <input type="checkbox"/>	2 <input type="checkbox"/>	3 <input type="checkbox"/>	4 or more <input type="checkbox"/>
-------------------------------	----------------------------	----------------------------	----------------------------	------------------------------------

**D14.** How many motor vehicles owned or driven by members of your household are registered for this dwelling for the night of Wednesday 30 June 1971?

0 <input type="checkbox"/>	1 <input type="checkbox"/>	2 <input type="checkbox"/>	3 <input type="checkbox"/>	4 or more <input type="checkbox"/>
----------------------------	----------------------------	----------------------------	----------------------------	------------------------------------

Include company vehicles kept at home.

PARTICULARS OF PERSON LISTED

1. Name of person on line 1 of page 1  
First name \_\_\_\_\_  
Surname \_\_\_\_\_

2. What is this person's usual major activity?  
(Tick one box only)  
 Working in a job, trade, business or profession  
 Child in primary or secondary school  
 Engaged in home duties  
 Full-time student (other than school child)  
 Child not yet attending primary school  
 Other, specify: \_\_\_\_\_

3. Was this person born in Australia?  
 Yes  No   
 Give State or Territory of birth: \_\_\_\_\_

4. Give the country of birth of—  
 (a) this person's father \_\_\_\_\_  
 (b) this person's mother \_\_\_\_\_

5. What is this person's racial origin?  
 (If of mixed origin indicate the one to which he considers himself to belong)  
 European origin  
 Aboriginal origin  
 Torres Strait Islander origin  
 Other origin (give one only) \_\_\_\_\_

6. What is this person's religious denomination?  
 (If no religion write none) \_\_\_\_\_

PERSONS UNDER 5 YEARS OF AGE NO MORE QUESTIONS

7. What is the highest level of schooling this person has ever attended?  
 Answer for all persons 5 years of age and over.  
 If schooling was completed several years ago, in another state or overseas, give the grade which is most nearly the same.  
 If now attending school give the present grade.  
 PRIMARY SCHOOL SECONDARY SCHOOL  
 Year attended school or 1 2 3 4 5 6 7 8 9 4 5 or 6  
 (Tick one box only)

8. If this person is now a child at school or a full-time or part-time student, print full name and address of school, university, college, etc.  
 Name of school, etc. \_\_\_\_\_  
 Address \_\_\_\_\_  
 City \_\_\_\_\_ State \_\_\_\_\_ Territory \_\_\_\_\_

9. Did this person live at this address in June 1967 (i.e. 5 years ago)?  
 Yes  No   
 Did this person live in a city, town or village in June 1967?  
 Yes  No   
 Give name of that city, town or village \_\_\_\_\_  
 Give name of city, town or village which was NEAREST (if overseas write 'O') \_\_\_\_\_  
 Name of city, town or village \_\_\_\_\_  
 State, Territory \_\_\_\_\_

PERSONS UNDER 15 YEARS OF AGE NO MORE QUESTIONS

IF THIS PERSON IS NOT MARRIED AND HAS NEVER BEEN MARRIED GO TO QUESTION 12

10. (a) Has this person ever been a widow or widower?  
 Yes  No   
 (b) If now widowed, give the length of this widowhood \_\_\_\_\_ years  
 (c) If since remarried, give length of LAST widowhood \_\_\_\_\_ years  
 (If less than one year, write 'O')  
 (If less than one year, write 'O')

IF THIS PERSON IS A MALE GO TO QUESTION 12

11. (a) How many babies has this person EVER had from all marriages?  
 Now living \_\_\_\_\_ Not now living \_\_\_\_\_ Total \_\_\_\_\_  
 (If none write 'nil')  
 Is this person AT PRESENT married?  
 Yes  No   
 (b) What is the length of this PRESENT marriage?  
 \_\_\_\_\_ years  
 (If less than 1 year, write 'O')  
 (c) How many babies has she had from this PRESENT marriage?  
 (Include adoptions. Exclude still births)  
 Now living \_\_\_\_\_ Not now living \_\_\_\_\_ Total \_\_\_\_\_  
 (If none write 'nil')

ON LINE 1 OF PAGE 1

12. Is this person now doing a course leading to a trade or other qualification?  
 Yes  No   
 Go to question 13

13. Give full name of qualification for which studying (e.g. Automotive Engineering Certificate, B.Econ. etc.) \_\_\_\_\_

14. Since leaving school has this person obtained a trade or other qualification?  
 Yes  No   
 Go to question 14

15. How many hours per week does this person usually work in the job or jobs held last week?  
 Main job \_\_\_\_\_ hours  
 Other job(s) \_\_\_\_\_ hours  
 (If none write 'nil')

IN QUESTIONS 16 TO 18 GIVE DETAILS OF THE JOB (OR MAIN JOB) HELD BY THIS PERSON LAST WEEK.  
 (If this person changed jobs last week give details of present job.)

16. In the job held last week, was this person—  
 (Tick one box only)  
 A wage or salary earner?  
 Conducting own business but not employing others?  
 Conducting own business and employing others?  
 A helper not receiving wages or salary?

17. (a) What is the full trading name of this person's own or employer's business?  
 (For government employees give full name of department.) \_\_\_\_\_  
 (USE BLOCK LETTERS)  
 (b) What is the full name of the Division, or Branch, or Section (if any) in which he works?  
 \_\_\_\_\_  
 (USE BLOCK LETTERS)  
 (c) What is the full address of the Division, or Branch, or Section (if any) or business at which he works?  
 (Persons with no fixed place of work last week, e.g. taxi-drivers, airline pilots, etc., write 'N.A.') \_\_\_\_\_  
 Number \_\_\_\_\_ Street \_\_\_\_\_  
 Suburb or town \_\_\_\_\_  
 (USE BLOCK LETTERS)  
 (d) What kind of industry, business or service is carried out at that address?  
 (Use two or more words. For example, dairy farming, road construction, grain wholesaling, retail grocery, jewellery repairing, hospital administration, Public Service, etc.) \_\_\_\_\_

18. What was this person's occupation (kind of work) last week?  
 (Where possible give award or government designation. Otherwise describe as fully as possible using two or more words, e.g. builder's labourer, electrical fitter, retail shop proprietor, shearing contractor, insurance clerk.) \_\_\_\_\_

19. Did this person have a full or part-time job, or business or farm of any kind last week?  
 Tick 'yes' even if this person was temporarily absent from a job because of sickness, holidays, industrial dispute, etc.  
 Tick 'no' if this person did not have a job or did only unpaid housework.  
 Yes  No

20. Did this person do any work at all last week for payment or profit?  
 Tick 'yes' even if this person was working only part-time or helping without pay in a family business.  
 Tick 'no' if this person did not work or did only unpaid housework.  
 Yes  No

21. Was this person temporarily laid off by his employer without pay for the WHOLE of last week?  
 Yes  No

22. Did this person look for work last week?  
 Looking for work means being registered with the Commonwealth Employment Service, or approaching a prospective employer, or placing or answering advertisements, or writing letters of application, or awaiting the results of recent applications.  
 Yes, looking for first job  
 Yes, but not for first job  
 No

IF THE ANSWERS TO QUESTIONS 14 (c) and 14 (d) WERE BOTH 'NO', ANSWER NO MORE QUESTIONS FOR THIS PERSON

## EXPLANATORY NOTES

### The Householder's Schedule

The Householder's Schedule used for the 1971 Census of Population and Housing represents a major departure in design from that used at the 1966 and earlier Censuses. The single large sheet used previously, with provision for a maximum of 8 persons, was replaced by a booklet-type schedule with extensive use of the tick-box type question. In this schedule (a facsimile of which appears on pages ix to xii), the first page (page 1) provided for a list of persons in the dwelling, pages 2 and 3 contained questions relating to the dwelling, while the remaining 16 pages provided for two pages of questions to be completed in respect of each person listed on page 1.

The ordering of the questions was designed to minimise the number of questions to be answered by any one person. For persons under 5 years of age a maximum of 12 questions required an answer and 15 questions applied to those under 15 years of age. Males were not required to answer questions on issue and duration of marriage (Question 11) and only employed persons completed details of hours worked, occupational status, industry and occupation (Questions 15-18).

In the following notes on the individual topics appearing in this bulletin, reference to the specific question in the Householder's Schedule appears in parentheses.

### Age (Column 4, page 1 of Schedule)

Before the 1954 Census, cases where age was not given were distributed to specific ages subsequent to tabulation in accordance with the frequency of stated ages. In the 1954 and later Censuses, ages were allocated by first establishing the minimum age range within which the correct age most probably lay (as indicated by answers to other questions on the Schedule) and then by selecting an age, within that range, from a table of random ages based on the most currently available data on age distribution.

### Marital status (Column 5, page 1 of Schedule)

It will be seen from the wording of the question that the status referred to is that at the time of enumeration regardless of any previous status.

In the very small proportion of cases where the question on marital status was not answered a status was allocated as follows :

Males under 18 years and females under 17 years were allocated to 'never married' unless there was definite evidence to the contrary in other answers on the Schedule. For other persons 'never married' was imputed if Questions 10 and 11 were not answered, 'widowed' if 10(b) was answered, and 'now married' if the answer was 'yes' to the question 'Is this person at present married?' in Question 11(a). Otherwise a marital status was selected from a random list according to age, compiled from the most currently available data on the distribution of the population by age and marital status.

### Birthplace (Question 3(a), page 4 of Schedule)

For the 1971 Census a more detailed classification of birthplace was used than at previous censuses. Certain countries in Asia, Africa, America and the Pacific Islands which have been separately identified in 1971 were included in one of the 'other' categories in 1966. Comparability with 1966 figures can therefore be achieved by adding the 1971 data for these birthplaces into the relevant 'other' category.

### Period of residence (Question 3(c), page 4 of Schedule)

For the first time in Australian censuses, overseas-born persons were asked whether they were a resident of, or a visitor to, Australia. The number of years an overseas-born person has been a resident of Australia has been defined as commencing from the date of *first* arrival as a *resident*.

### Nationality (Question 3(b), page 4 of Schedule)

British nationality includes all persons who, by virtue of the *Nationality and Citizenship Act 1948-1966* (Section 7 and Regulation 5A), are deemed to be British subjects. In a small number of cases persons of British nationality and birthplace have inadvertently been shown as having 'nationality same as birthplace' rather than 'British'.

### Usual major activity (Question 2, page 4 of Schedule)

The statistics in Table 7 show persons classified according to their stated *usual* major activity. This classification should not be confused with the labour force classification which is based on the actual activity of persons during the specific week prior to the Census. Thus the number of persons 'working in a job' represents those people who *usually* do so and therefore is unlikely to agree with the number of persons in the labour force.

**Residence in 1966 (Question 9, page 4 of Schedule)**

Table 8 includes only those persons who were 5 years of age and over and who were enumerated in 1971 at their usual place of residence (see Column 6, page 1 of Schedule).

At the 1966 and 1971 Censuses, centres with a population of 1,000 or more, and a small number of holiday resorts below this figure, are included under 'urban'. The balance of the population is treated as rural.

**Religion (Question 6, page 4 of Schedule)**

Section 21 of the *Census and Statistics Act 1905-1966* provides that 'No person shall be liable to a penalty for omitting or refusing to state the religious denomination or sect to which he belongs or adheres' which accounts for the rather high incidence of 'not stated'. In 1971, at the request of a number of users, the instruction ('if no religion write "none"') was added to the question. The result has been a significant rise in the 'no religion' category compared to previous censuses and a fall in the 'not stated' category.

The classification of religious denominations was enlarged for 1971 with the addition of 'Jehovah's Witness' and 'Muslim', previously included under 'Other Christian' and 'Other non-Christian' respectively.

**Schooling (Question 7, page 4 of Schedule)**

At the 1966 Census persons were asked to state the highest level of schooling *completed*. For the 1971 Census the question was redesigned to obtain a measure of the highest level *attended*.

Persons no longer at school were requested to mark the grade in the current local system corresponding to the highest grade which they had attended.

Education systems differ between the Australian States and the question on schooling was varied appropriately in Schedules used in different States.

The following table was used to assign grades (or forms) in each State or Territory to an approximately comparable level.

State or Territory	Grade or form reported									
	1 & 2	3	4	5	6	1	2	3	4	5 & 6
N.S.W., VIC., A.C.T., TAS.						8	9	10	11	12
QLD	1, 2 & 3	4	5	6	7					
S.A., N.T.	1, 2 & 3	4	5	6	7	1	2	3	4	5
W.A.	1, 2 & 3	4	5	6	7	1	2	3	4	5 & 6
Level assigned	1	2	3	4	5	6	7	8	9	10
	Primary school					Secondary school				

The category 'Child not yet attending school' includes children aged 0-4 years and a small number of 5 and 6 year olds who had not commenced schooling. Persons aged 5-15 years who failed to answer the question were allocated a level based on the modal level for that age in each State using the most currently available information on the distribution of the school population by age and level.

**Educational institution (Question 8, page 4 of Schedule)**

Full-time students were those persons whose answer to the question on usual major activity was 'child at primary or secondary school' or 'full-time student (other than school child)'.

Included with 'Colleges of advanced education' are institutes of technology, conservatoria of music and certain agricultural colleges, also colleges of nursing and nursing training schools. Included under 'Universities and other educational institutions' are private business colleges and academies.

'Students not at recognised educational institutions and not stated' relate to persons who were studying for a valid qualification at other than educational institutions (e.g. some forms of employer-provided training) or persons who failed to answer the question.

### Qualifications (Question 13, page 5 of Schedule)

For the 1971 Census the qualifications have been classified to five major levels and specific fields within each level. The levels have been determined as follows :

**Trade** : formal recognition of competency in a skilled manual occupation which is usually obtained through an apprenticeship and satisfactory progress in part-time studies concurrently with practical training (e.g. plumber, fitter, compositor, carpenter, hairdresser).

**Technician** : a level which requires theoretical knowledge, as well as practical skills, e.g. wool classing or nursing. Certificates issued by technical colleges following periods of 4 or 5 years part-time study after passing intermediate or final secondary school examinations are classified as 'technician'.

**Tertiary (Other than university degree)** : a level relating to qualifications obtained following substantial advanced study beyond matriculation conferred by institutions and professional associations, e.g. Associate of Australian Society of Accountants, Diploma in Business Studies, Teaching Certificate, Diploma of Engineering.

**Bachelor degree** : usually conferred by a university following a period of at least 3 years full-time study or equivalent part-time study and includes post-graduate diplomas.

**Higher degree** : conferred by a university in recognition of substantial studies beyond the Bachelor level.

Some qualifications could not be classified to any of the above levels. Most of these relate to short specialised courses in such fields as typewriting and shorthand, farm book-keeping, dressmaking, automotive maintenance.

### The labour force and occupational status (Questions 14 and 16, page 5 of Schedule)

The term 'labour force' is used throughout 1971 Census publications in place of 'work force' in conformity with the Bureau's quarterly population survey and with international usage.

The labour force is defined as those persons 15 years of age and over who answered 'yes' to any of the four parts of Question 14. Thus the labour force comprises those persons who worked, those who had a job from which they were temporarily absent, those who were temporarily laid off without pay for the whole of the reference week *and* those who did not work, did not have a job and were actively looking for work.

Persons helping but not receiving wages or salary who usually worked less than 15 hours a week are excluded from the labour force. Bonded trainees (including trainee teachers) and cadets engaged in full-time study at educational institutions are also excluded, even though such institutions were conducted by their employer.

The unemployed members of the labour force are those persons who answered 'No' to Questions 14(a) and 14(b) and 'Yes' to Question 14(d) *AND* those who answered 'Yes' to Question 14(a), 'No' to Question 14(b) and 'Yes' to Question 14(c). Thus the unemployed consist of those persons who did no work during the reference week *and* either looked for work (having no job) or were temporarily laid off from a job.

The approach adopted in the 1971 Census for determining the labour force conforms closely to the recommendations of the Eighth International Conference of Labour Statisticians held in Geneva in 1954 and to the approach used at the 1966 Census.

According to the definition any labour force activity during the previous week, however little, results in the person being counted in the labour force.

Thus many persons whose main activity is not a labour force one (e.g. housewife, full-time student) are drawn into the labour force by virtue of part-time or occasional labour force activity in the previous week. Answers to Question 2 on the schedule indicate that there were substantially more of such persons at the Census of 1971 than at the Census of 1966 and that they were predominantly females.

On the other hand, the definition excludes persons who may frequently or usually participate in the labour force but who in the previous week happened to have withdrawn from the labour force. Answers to Question 2 on the schedule indicate that there were substantially more of such persons at the Census of 1971 than at the Census of 1966, especially among males.

A similar definition of the labour force is used in the quarterly population sample survey conducted by the Bureau by the method of personal interview. This survey is used to measure changes in the labour force from quarter to quarter in the intercensal period.

Evidence from post-enumeration surveys and pilot tests indicates that the personal interview approach tends to identify a larger number of persons as in the labour force than does the filling in of the census questions on the schedule by the householder and that this tendency has increased between the 1966 and 1971 Censuses.

The above considerations should be borne in mind if comparisons of the total labour force or labour force participation rates are made between the 1966 and 1971 Censuses, or between the 1971 Census and the 1971 labour force quarterly estimates.

The relationship between the terms 'occupational status', 'employment status' and 'labour force status' as used in 1971 Census publications is illustrated by the following classifications :

<i>Occupational status</i>	<i>Employment status</i>	<i>Labour force status</i>
1. Employer 2. Self-employed 3. Employee 4. Helper	Employed	In the labour force
5. Looking for first job 6. Other unemployed	Unemployed	
7. Not in the labour force	Not in the labour force	Not in the labour force

#### Occupation (Question 18, page 5 of Schedule)

Occupation is defined as the type of work performed by an employed person and should not be confused with the type of productive activity, business or service carried out by the establishment in which a person works, e.g. a carpenter employed by a steel-making establishment would have the occupation of 'carpenter' and industry 'steel manufacture'; an electrician working at an oil refinery would have the occupation of 'electrician' but his industry would be that of 'oil refining' (*see Industry*).

In accordance with the International Standard Classifications of Occupations the structure of the Australian classification used for the 1971 and previous censuses is based primarily on the nature of the work done. The 1971 classification was prepared from the International Standard Classification of Occupations 1958 (revised 1966). The changes in the revised classification were given careful consideration in the preparation of the 1971 Australian classification. A number of new entries have been created to maintain convertibility to the international classification and others created to give more precise codes in certain occupation groups.

The classification of persons to an occupation based upon the replies provided on census schedules can be a most difficult task. This is particularly so in respect of occupations described as 'professional'. This can be simply illustrated by taking the reply 'engineer' which is provided on census schedules by persons ranging from university graduates in engineering to mechanics of various types, locomotive drivers and attendants of stationary engines.

Much of this difficulty can be overcome by studying the answers to the census questions on qualifications held (Question 13), but considerable knowledge of qualifications is needed to use them effectively in coding occupations. Such knowledge could not be conveyed in a simple set of instructions to the coders employed for census processing.

For this reason occupation minor group OA (Architects, engineers and surveyors, professional) has been limited solely to persons holding a university degree. Other persons describing themselves in professional terms but not holding a degree were classified to minor group OK (Draftsmen and technicians NEC).

This is of course too restrictive a definition of many 'professional' occupations and consequently a set of tabulations of the individual occupations in minor groups OK cross-classified by tertiary qualifications held (other than university degrees) will be produced as a supplement to all tabulations showing occupation at the minor group level. Information from these supplementary tabulations will be available on request.



**Industry (Question 17, page 5 of Schedule)**

Industry is defined as the branch of productive activity, business or service carried out by the establishment in which a person is employed.

For the 1971 Census the classification of industry was based on the Preliminary Edition of the Australian Standard Industrial Classification (ASIC).

Because of space considerations some of the full industry titles of the ASIC have had to be abbreviated for inclusion in this publication. The table overleaf sets out the corresponding ASIC codes for each of the industry titles used in this publication so that reference to the ASIC document itself (*Australian Standard Industrial Classification, Preliminary Edition 1969, Volume 1*), and to other statistics classified according to ASIC, will be facilitated.

For the purposes of the population census an 'undefined' category was added, where appropriate, to individual Divisions, Subdivisions and Groups of the classification to facilitate the coding of imprecise or generalised descriptions of industrial activities on the census schedules.

At the 1966 and previous Censuses, industry was determined from the respondent's own stated description of the 'kind of industry, business or service' in which he worked. With the adoption of ASIC for the 1971 Census comparability with previous censuses is greatly impaired, not only because of changes in the classification itself but also because in 1971 the industry coding in general was not determined from the stated description. Instead the name and address of the establishment at which the respondent worked (Question 17(a), (b), (c)) in general provided the industry code for employees of that establishment. However, in a number of cases, due to deficient replies concerning name and address of employer or because the establishment had not been pre-coded for industry, recourse still had to be made in coding to the respondent's own description (Question 17(d)) of the industry in which he worked.

NOTE. In these computer-generated tables some abbreviations have been used in order to present the data in the space available. Examples of these are :

NEC	not elsewhere classified	STAT	stationary
REL	related	PROD	production
PHYS	physical		

## AUSTRALIAN STANDARD INDUSTRIAL CLASSIFICATION

### Industry Titles and Codes

<i>Industry title</i>	<i>Corresponding ASIC code</i>	<i>Industry title</i>	<i>Corresponding ASIC code</i>
<b>AGRICULTURE, FORESTRY, FISHING AND HUNTING</b>	<b>A</b>	<b>TRANSPORT AND STORAGE</b>	<b>G</b>
Agriculture	01	Road transport	51
Services to agriculture	02	Railway transport	52
Forestry and logging	03	Water transport	53
Fishing and hunting	04	Air transport	54
		Other transport and storage	55
<b>MINING</b>	<b>B</b>	<b>COMMUNICATION</b>	<b>H</b>
Metallic minerals	11		
Coal	12	<b>FINANCE, INSURANCE, REAL ESTATE AND BUSINESS SERVICES</b>	<b>I</b>
Crude petroleum inc. natural gas	13	Finance and investment	61
Construction materials	14	Insurance	62
Other non-metallic minerals	15	Real estate and business services	63
Services to mining	16		
<b>MANUFACTURING</b>	<b>C</b>	<b>PUBLIC ADMINISTRATION AND DEFENCE</b>	<b>J</b>
Food, beverages and tobacco	21-22	Public administration	71
Textiles	23	Defence	72
Clothing and footwear	24		
Wood, wood products and furniture	25	<b>COMMUNITY SERVICES</b>	<b>K</b>
Paper, paper products, printing and publishing	26	Health	81
Chemical, petroleum and coal products	27	Education, libraries, museums and art galleries	82
Non-metallic mineral products	28	Welfare, religious institutions	83
Basic metal products	29	Other community services	84
Fabricated metal products	31		
Transport equipment	32	<b>ENTERTAINMENT, RECREATION, RESTAURANTS, HOTELS AND PERSONAL SERVICES</b>	<b>L</b>
Other ind. machinery and equipment and household appliances	33	Entertainment, recreational services	91
Leather, rubber, plastic products and manufacturing nec	34	Restaurants, hotels and clubs	92
<b>ELECTRICITY, GAS AND WATER</b>	<b>D</b>	Personal services	93
Electricity and gas	36	Private households employing staff	94
Water, sewerage and drainage	37		
<b>CONSTRUCTION</b>	<b>E</b>	<b>Non-classifiable to industry</b>	<b>99</b>
General construction	41		
Special-trade contracting	42		
<b>WHOLESALE AND RETAIL TRADE</b>	<b>F</b>		
Wholesale trade	46-47		
Retail trade	48		

AGE IN YEARS	MALES	FEMALES	PERSONS	AGE IN YEARS	MALES	FEMALES	PERSONS	AGE IN YEARS	MALES	FEMALES	PERSONS
0	46006	44239	90245	35	29687	27700	57387	70	10853	15121	25974
1	42794	40721	83515	36	27677	26411	54 08	71	10141	13582	23723
2	43105	41343	84448	37	26782	24951	51733	72	8310	11704	20014
3	41294	39439	80733	38	27501	26066	53567	73	7732	11237	18969
4	41647	39342	80989	39	28178	26384	54562	74	7140	10925	18065
0-4	214866	205084	419950	35-39	139825	131512	271337	70-74	44176	62569	106745
5	41585	39365	80950	40	30782	29250	60032	75	6490	10770	17220
6	41257	39227	80484	41	28769	26611	55380	76	6040	9763	15803
7	43639	41462	85101	42	30714	28713	59427	77	5299	9027	14286
8	44500	42448	86948	43	30652	28560	59212	78	5197	8749	13946
9	46009	43409	89418	44	28684	27668	56352	79	4470	7752	12222
5-9	216990	205911	422901	40-44	149601	140802	290403	75-79	27416	46061	73477
10	45551	43126	88677	45	30888	28886	59774	80	4100	7641	11741
11	44062	41634	85696	46	29459	29176	58635	81	3648	6249	9897
12	43729	42067	85796	47	29270	28166	57436	82	3239	5893	9132
13	42997	41155	84152	48	29074	28415	57489	83	2586	5241	7827
14	42130	39819	81949	49	29120	27956	57076	84	2237	4303	6540
10-14	218469	207801	426270	45-49	147811	142609	290420	80-84	15810	29337	45147
15	41009	38485	79494	50	29350	29166	58516	85	1767	3693	5460
16	39437	38059	77496	51	25049	24303	49352	86	1551	3097	4648
17	39812	37687	77499	52	23334	23938	47272	87	1142	2408	3550
18	39903	38049	77952	53	23051	23582	46633	88	877	1873	2750
19	39145	37414	76559	54	23398	23703	47101	89	677	1533	2210
15-19	199306	189694	389000	50-54	124182	124692	248874	85-89	6014	12604	18618
20	39687	37604	77291	55	22526	23328	45854	90	526	1210	1736
21	40159	38431	78590	56	23677	23834	47511	91	337	921	1258
22	39561	37907	77468	57	22628	23038	45666	92	224	652	876
23	41147	38868	80015	58	21950	22539	44489	93	188	513	701
24	44063	41726	85789	59	21063	21522	42585	94	121	361	482
20-24	204617	194536	399153	55-59	111844	114261	226105	90-94	1396	3657	5053
25	38319	35835	74154	60	20383	22567	42950	95	84	238	322
26	37039	35376	72415	61	18410	18983	37393	96	57	150	207
27	36275	34139	70414	62	18118	19368	37486	97	39	92	131
28	33259	31102	64361	63	16716	18497	35213	98	18	80	98
29	32915	30897	63812	64	16044	17537	33581	99	21	51	72
25-29	177807	167349	345156	60-64	89671	96952	186623	95-99	219	611	830
30	32261	30276	62537	65	15513	17329	32842	100 AND OVER	15	51	66
31	30713	28042	58755	66	14086	15710	29796				
32	30206	29000	59206	67	13028	14578	27606				
33	29186	27720	56906	68	12009	14329	26338				
34	28945	27543	56488	69	11248	13350	24598				
30-34	151311	142581	293892	65-69	65884	75296	141180	TOTAL	2307210	2293970	4601180

TABLE 2. POPULATION BY GROUPED AGE - PERCENTAGE DISTRIBUTION,

AGE GROUP (YEARS)	POPULATION DISTRIBUTION BY AGE AT EACH CENSUS					
	CENSUS 1933 %	CENSUS 1947 %	CENSUS 1954 %	CENSUS 1961 %	CENSUS 1966 %	CENSUS 1971 %
0-4	8.8	9.8	10.3	10.1	9.5	9.1
5-9	9.7	7.9	9.8	9.5	9.7	9.2
10-14	9.6	7.1	7.7	9.4	9.0	9.3
15-19	9.4	8.0	6.7	7.7	8.9	8.5
20-24	8.8	8.3	6.7	6.7	7.5	8.7
25-29	7.9	8.1	7.9	6.3	6.6	7.5
30-34	7.1	8.0	7.9	7.1	6.1	6.4
35-39	6.9	7.4	7.3	7.4	6.7	5.9
40-44	7.0	6.4	7.1	6.6	6.8	6.3
45-49	6.4	6.0	6.1	6.4	6.1	6.3
50-54	5.1	5.5	5.3	5.5	5.7	5.4
55-59	3.9	5.3	4.4	4.4	4.8	4.9
60-64	3.3	4.4	4.3	3.8	3.8	4.1
65-69	2.5	3.2	3.5	3.2	3.1	3.1
70-74	1.8	2.1	2.4	2.6	2.4	2.3
75 AND OVER	1.7	2.4	2.5	2.9	3.2	3.1
TOTAL	100.0	100.0	100.0	100.0	100.0	100.0

TABLE 3. POPULATION BY MARITAL STATUS,

	CENSUS 30 JUNE 1966			CENSUS 30 JUNE 1971			CHANGE SINCE 1966 PERSONS
	MALES	FEMALES	PERSONS	MALES	FEMALES	PERSONS	
NEVER MARRIED -							
LESS THAN 15 YEARS OF AGE	612934	584689	1197623	650305	618796	1269101	71478
OTHER NEVER MARRIED	458339	330999	789329	484479	342878	827357	38028
TOTAL NEVER MARRIED	1071273	915679	1986952	1134784	961674	2096458	109506
MARRIED	960716	955112	1915828	1064314	1062981	2127295	211467
PERMANENTLY SEPARATED	30128	35681	65809	32912	37666	70578	4769
DIVORCED	17465	22198	39663	25912	31871	57783	18120
WIDOWED	47070	182579	229649	49288	199778	249066	19419
TOTAL EVER MARRIED	1055379	1195570	2250949	1172426	1332296	2504722	253773
TOTAL	2126652	2111249	4237901	2307210	2293970	4601180	363279

TABLE 4. POPULATION BY BIRTHPLACE,

NEW SOUTH WALES,

CENSUSES 1966 AND 1971

PAGE 2

BIRTHPLACE	CENSUS 30 JUNE 1966		CENSUS 30 JUNE 1971		INCREASE OR DECREASE	BIRTHPLACE	CENSUS 30 JUNE 1966		CENSUS 30 JUNE 1971		INCREASE OR DECREASE
	PERSONS	MALES	FEEMALES	PERSONS			PERSONS	MALES	FEEMALES	PERSONS	
AUSTRALIA -											
NEW SOUTH WALES	3159467	1595184	1628556	3223740	64273	INDIA	4753	4072	3843	7915	3162
VICTORIA	126934	66660	67473	134133	7199	INDONESIA	2453	1672	1298	2970	517
QUEENSLAND	93306	50179	52404	102583	9277	IRAN, IRAQ	N.A.	1272	1060	2332	N.A.
SOUTH AUSTRALIA	28240	15922	15190	31112	2872	ISRAEL	1131	990	793	1783	652
WESTERN AUSTRALIA	19915	11111	10875	21986	2071	JAPAN	1356	953	1048	2001	645
TASMANIA	17001	8372	9300	17672	671	JORDAN, SAUDI ARABIA,					
NORTHERN TERRITORY	1474	1007	959	1966	492	KUWAIT, OMAN, YEMEN	N.A.	381	267	648	N.A.
AUSTRALIAN CAPITAL						KOREA	N.A.	124	89	213	N.A.
TERRITORY	4763	3337	3224	6561	1798	LEBANON	8301	11424	7619	19043	10742
AUSTRALIA(UNDEFINED)	52774	78245	90167	168412	115638	MALAYSIA	2973	2529	2019	4548	1575
TOTAL AUSTRALIA	3503874	1830017	1878148	3708165	204291	PAKISTAN	295	309	199	508	213
AUSTRALIAN TERRITORIES						PHILIPPINES	599	690	779	1469	870
AND NEW ZEALAND -						SINGAPORE	1232	1026	820	1846	614
CHRISTMAS ISLAND	2	34	33	67	65	SYRIA	216	499	355	854	638
COCOS(KEELING) ISLAND	6	20	23	43	37	THAILAND	324	202	203	405	81
NEW ZEALAND	25971	10160	10474	36634	10663	TURKEY	964	2804	2462	5266	4302
NORFOLK ISLAND	280	129	147	276	-4	OTHER COUNTRIES					
NEW GUINEA	1738	1274	1260	2534	796	IN ASIA *	1415	187	163	350	N.A.
PAPUA	649	464	466	930	281	TOTAL ASIA	43539	40336	32455	72791	29292
TOTAL	28646	20081	20403	40484	11838	AFRICA -					
EUROPE -						KENYA, TANZANIA,					
ENGLAND	225797	137855	128237	266092	40295	UGANDA	N.A.	493	368	861	N.A.
HALES	7299	4337	3860	8197	898	MALAWI, RHODESIA,					
SCOTLAND	53594	27542	26239	53781	227	ZAMBIA	N.A.	329	301	630	N.A.
NORTHERN IRELAND	5416	3736	3091	6827	1411	MAURITIUS	N.A.	1325	1312	2637	N.A.
IRELAND, REPUBLIC OF	2767	1562	1199	2761	-6	REPUBLIC OF SOUTH					
IRELAND, UNDEFINED	10146	6391	5394	11785	1639	AFRICA	3704	2466	2519	4981	1277
ALBANIA	123	129	32	161	38	UNITED ARAB REPUBLIC	10200	7216	6447	13663	3463
AUSTRIA	9592	5283	4358	9641	69	OTHER COUNTRIES					
BELGIUM	981	778	751	1529	548	IN AFRICA *	2472	1153	948	2101	N.A.
BULGARIA	351	301	108	409	58	TOTAL AFRICA	16376	12982	11891	24873	8497
CZECHOSLOVAKIA	5050	4400	2917	7317	2267	AMERICA -					
DENMARK	1991	1748	1062	2810	819	ARGENTINA	N.A.	539	464	1003	N.A.
ESTONIA	2775	1196	1297	2493	-282	BRAZIL	N.A.	193	200	393	N.A.
FINLAND	1976	2201	1738	3939	1963	CANADA	3491	2893	2622	5515	2024
FRANCE	2833	2509	2443	4952	2119	CHILE	N.A.	1565	1505	3070	N.A.
GERMANY	35611	18574	18135	36709	1098	MEXICO	N.A.	55	46	101	N.A.
GREECE	48494	28098	25548	53646	5152	PERU	N.A.	134	284	418	N.A.
HUNGARY	13784	7458	5859	13317	-467	U.S.A.	6355	6454	4994	11448	5093
ITALY	72875	44832	35584	80416	7541	URUGUAY	N.A.	919	895	1814	N.A.
LATVIA	4784	2351	2093	4444	-340	VENEZUELA	N.A.	48	51	109	N.A.
LITHUANIA	2257	1302	877	2179	-78	WEST INDIES	196	259	221	480	284
MALTA	23079	12324	10096	22420	-659	OTHER COUNTRIES IN					
NETHERLANDS	27121	15229	11804	27033	-88	N. AND S. AMERICA*	1296	427	353	780	N.A.
NORWAY	1200	888	375	1263	63	OTHER COUNTRIES IN					
POLAND	18734	10680	7420	18100	-634	CENTRAL AMERICA	N.A.	214	137	351	N.A.
PORTUGAL	1429	2428	1946	4374	2945	TOTAL AMERICA	11338	13700	11782	25482	14144
ROMANIA	2207	1172	978	2158	-57	PACIFIC ISLANDS -					
SPAIN	4318	3643	3039	6682	2364	FIJI	1884	1130	1173	2303	419
SWEDEN	1010	907	523	1430	420	NAURU	35	65	76	141	106
SWITZERLAND	1722	1720	1157	2877	1155	NEW CALEDONIA	690	313	452	765	75
UKRAINE		2360	1812	4172	N.A.	NEW HEBRIDES	214	133	119	252	38
U.S.S.R. (NEI)	11791	2897	3871	6768	N.A.	SOLOMON ISLANDS	N.A.	89	112	201	N.A.
YUGOSLAVIA	27404	30218	22400	52618	25214	TONGA	N.A.	122	128	250	N.A.
OTHER COUNTRIES						TOTAL PACIFIC ISLANDS*	590	172	189	361	N.A.
IN EUROPE	2073	943	734	1677	-396	TOTAL PACIFIC ISLANDS	3413	2024	2249	4273	860
TOTAL EUROPE	630544	387992	336977	724969	94425	OTHER -					
ASIA -						AT SEA	171	78	65	143	-28
BURMA	482	373	357	730	248	TOTAL BORN OVERSEAS	734027	477193	415822	893015	158988
CAMBODIA, LAOS						TOTAL POPULATION	4237901	2307210	2293970	4601180	368279
AND VIETNAM	N.A.	208	134	342	N.A.						
CEYLON	1032	893	803	1696	664						
CHINA	9686	5188	4641	9829	143						
CYPRUS	4215	2881	2320	5201	986						
HONG KONG	2112	1659	1183	2842	730						

\* NOTE - DATA NOT COMPARABLE FOR 1966 AND 1971 - SEE EXPLANATORY NOTES

TABLE 5. OVERSEAS-BORN POPULATION BY PERIOD OF RESIDENCE IN AUSTRALIA, NUMBERS AND PERCENTAGE DISTRIBUTION

HALES	NEW SOUTH WALES,											CENSUS 30 JUNE 1971				
	PERIOD OF RESIDENCE IN AUSTRALIA															
	RESIDENTS (IN YEARS)											VISITORS (IN MONTHS)				
	< 1	1	2	3	4	5-9	10-16	17-23	24+	N/S	TOTAL	< 6	6-11	12+	N/S	TOTAL
HALES	30813	31568	26666	18342	16879	67986	82200	90459	69576	30103	464592	6076	1385	4004	1136	12601
FEEMALES	27760	27719	23616	15974	14852	62001	71291	67010	67281	29671	407175	4054	1374	2558	661	8647
PERSONS	58573	59287	50282	34316	31731	129987	153491	157469	136857	59774	871767	10130	2759	6562	1797	21248
PERSONS AS PERCENT OF TOTAL	6.7	6.8	5.8	3.9	3.6	14.9	17.6	18.1	15.7	6.9	100.0	47.7	13.0	30.9	8.5	100.0

TABLE 6. POPULATION BY NATIONALITY,

NEW SOUTH WALES,

CENSUSES 1966 AND 1971

NATIONALITY	CENSUS 30 JUNE 1966		CENSUS 30 JUNE 1971		INTERCENSAL CHANGE
	PERSONS	MALES	FEEMALES	PERSONS	
BRITISH-					
BORN IN AUSTRALIA	3503874	1830017	1878148	3708165	204291
BORN OUTSIDE AUSTRALIA	555943	329565	290666	620231	64288
TOTAL BRITISH	4059817	2159582	2168814	4328396	268579
FOREIGN-					
DUTCH	14503	6228	5258	11486	-3017
GERMAN	15347	7053	5507	12560	-2787
GREEK	36801	18274	18219	36493	-308
ITALIAN	42242	23441	20331	43772	1530
POLISH	4382	1218	999	2217	-2165
U.S.AMERICAN	5418	5680	4384	10064	4646
YUGOSLAV	16322	17199	13240	30439	14117
OTHER	37702	43357	33638	76995	39293
STATELESS AND NOT STATED	5367	25178	23580	48758	43391
TOTAL FOREIGN	178884	147628	125156	272784	98700
GRAND TOTAL	4237901	2307210	2293970	4601180	363279

TABLE 7. POPULATION BY USUAL MAJOR ACTIVITY,

NEW SOUTH WALES,

CENSUS 30 JUNE 1971

PAGE 3

	WORKING IN A JOB	HOME DUTIES	CHILD NOT YET AT SCHOOL	CHILD AT SCHOOL	FULL-TIME STUDENT	OTHER	TOTAL
MALES	1368155	0	221248	502623	28380	186804	2307210
FEMALES	535537	983772	211026	467893	26560	69082	2293970
PERSONS	1903692	983772	432274	970516	55040	255886	4601180

TABLE 8. POPULATION, 5 YEARS OF AGE AND OVER, URBAN AND RURAL, BY 1966 RESIDENCE URBAN AND RURAL  
NEW SOUTH WALES, CENSUS 30 JUNE 1971

1966 RESIDENCE	1971 RESIDENCE - NEW SOUTH WALES,								
	HALES	U R B A N FEMALES	PERSONS	HALES	R U R A L FEMALES	PERSONS	HALES	T O T A L FEMALES	PERSONS
NEVER MOVED	947535	988657	1936192	143118	127470	270588	1090653	1116127	2206780
NEW SOUTH WALES									
URBAN	523703	535260	1058963	40319	37291	77610	564022	572551	1136573
RURAL	45744	46340	92884	31421	26739	58160	77165	73079	150244
VICTORIA									
URBAN	17342	16700	34042	2615	2313	4928	19957	19013	38970
RURAL	2010	1618	3628	1221	940	2161	3231	2558	5789
QUEENSLAND									
URBAN	14558	14594	29152	2062	1607	3669	16620	16201	32821
RURAL	2090	1804	3894	1100	806	1906	3190	2610	5800
SOUTH AUSTRALIA									
URBAN	5435	5178	10613	620	413	1033	6055	5591	11646
RURAL	501	499	1060	260	163	423	861	622	1483
WESTERN AUSTRALIA									
URBAN	3296	3353	6649	342	185	527	3638	3538	7176
RURAL	480	351	831	108	64	172	588	415	1003
TASMANIA									
URBAN	1764	2003	3767	155	107	262	1919	2110	4029
RURAL	347	337	684	85	64	149	432	401	833
NORTHERN TERRITORY									
URBAN	968	835	1803	115	72	187	1083	907	1990
RURAL	181	114	295	59	30	89	240	144	384
AUSTRALIAN CAPITAL TERRITORY									
URBAN	3522	3362	6884	554	442	996	4076	3804	7880
RURAL	138	94	232	62	53	115	200	147	347
OVERSEAS	131832	118332	250164	4535	3625	8160	136367	121957	258324
NOT STATED	34237	35449	69686	4606	3776	8382	38843	39225	78068
TOTAL	1735783	1774840	3510623	233357	206160	439517	1969140	1981000	3950140

TABLE 9. POPULATION BY RELIGIOUS DENOMINATION - NUMBERS AND PERCENTAGE DISTRIBUTION  
NEW SOUTH WALES, CENSUSES 1966 AND 1971

	CENSUS 30 JUNE 1966	CENSUS 30 JUNE 1971		PERCENTAGE OF TOTAL POPULATION		
	PERSONS	HALES	FEMALES	PERSONS	1966	1971
CHRISTIAN -						
BAPTIST	55886	27471	31670	59541	1.3	1.3
BRETHREN	4466	3086	3455	6541	0.1	0.1
ROMAN CATHOLIC	446872	272835	257385	530220	10.5	11.5
CATHOLIC	728933	383656	405374	789030	17.2	17.1
CHURCHES OF CHRIST	14015	6622	7731	14353	0.3	0.3
CHURCH OF ENGLAND	1623800	804576	834740	1639316	38.3	35.6
CONGREGATIONAL	23021	9533	11369	20902	0.5	0.5
ORTHODOX	96609	67739	61439	129178	2.3	2.8
JEHOVAH'S WITNESS	N.A.	4653	5977	10630	N.A.	0.2
LUTHERAN	30037	17079	16697	33776	0.7	0.7
METHODIST	305811	146146	156710	302856	7.2	6.6
PRESBYTERIAN	353175	171007	181100	352107	8.3	7.7
SALVATION ARMY	17400	9185	10548	19733	0.4	0.4
SEVENTH DAY ADV.	14536	7242	8941	16183	0.3	0.4
PROTESTANT (UNDEF)	27244	27798	29154	56952	0.6	1.2
OTHER CHRISTIAN	36495*	25535	25599	51134	0.9	1.1
TOTAL CHRISTIAN	3778300	1984563	2047889	4032452	89.2	87.6
NON-CHRISTIAN -						
HEBREW	25913	12588	13383	25971	0.6	0.6
MUSLIM	N.A.	6029	3779	9808	N.A.	0.2
OTHER NON-CHRISTIAN	4905*	2740	2103	4843	0.1	0.1
TOTAL NON-CHRISTIAN	30418	21357	19265	40622	0.7	0.9
INDEFINITE	12919	5084	3897	8981	0.3	0.2
NO RELIGION	33204	154543	99088	253631	0.8	5.5
NOT STATED	383060	141663	123831	265496	9.0	5.8
TOTAL POPULATION	4237901	2307210	2293970	4601180	100.0	100.0

\* NOTE - DATA NOT COMPARABLE FOR 1966 AND 1971 - SEE EXPLANATORY NOTES

TABLE 10. POPULATION BY HIGHEST LEVEL OF SCHOOLING ATTENDED,

NEW SOUTH WALES,

CENSUS 30 JUNE 1971

HIGHEST LEVEL ATTENDED	CURRENTLY ATTENDING SCHOOL			NOT CURRENTLY ATTENDING SCHOOL		
	HALES	FEMALES	PERSONS	HALES	FEMALES	PERSONS
CHILD NOT YET ATTENDING SCHOOL				221248	211026	432274
LEVEL 1	130448	120991	251439	7440	6541	13981
LEVEL 2	47607	44982	92589	10236	10505	20821
LEVEL 3	47895	45014	92909	21760	22472	44232
LEVEL 4	46782	44041	90823	34517	35522	70039
LEVEL 5	45981	44020	90001	227196	256518	483714
LEVEL 6	43129	41498	84627	90750	93113	183863
LEVEL 7	43250	41313	84563	199311	207395	406706
LEVEL 8	37414	35521	72935	396440	451836	848276
LEVEL 9	30010	28249	58259	170333	181247	351580
LEVEL 10 OR HIGHER	29073	21431	50504	334871	251255	586126
TOTAL AT SCHOOL	501589	467060	968649			
OTHER NEVER ATTENDED SCHOOL				9234	9850	19084
NOT STATED				82285	89590	171835

TYPE OF EDUCATIONAL INSTITUTION	FULL-TIME STUDENTS			OTHER PERSONS			TOTAL PERSONS		
	MALES	FEMALES	PERSONS	MALES	FEMALES	PERSONS	MALES	FEMALES	PERSONS
<b>SCHOOLS-</b>									
GOVERNMENT	382106	351078	733184	0	0	0	382106	351078	733184
NON-GOVERNMENT-CATHOLIC	90743	89266	180009	0	0	0	90743	89266	180009
NON-GOVERNMENT-OTHER	15273	14442	29715	0	0	0	15273	14442	29715
INSTITUTION NOT CLASSIFIED AS SCHOOL	510	501	1011	169	164	333	679	665	1344
TYPE OF SCHOOL NOT STATED	13991	12606	26597	479	391	870	14470	12997	27467
TOTAL PUPILS AT SCHOOL	502623	467893	970516	648	555	1203	503271	468448	971719
<b>OTHER EDUCATIONAL INSTITUTIONS-</b>									
COLLEGE OF ADVANCED EDUCATION *	3550	2871	6421	5254	6469	11723	8804	9340	18144
TEACHERS COLLEGE	2832	5973	8805	788	930	1718	3620	6503	10123
TECHNICAL COLLEGE	2216	5518	7734	28282	6210	34492	30498	42226	72724
UNIVERSITY AND OTHER EDUCATIONAL INSTITUTIONS *	18408	11434	29842	14950	4355	19305	33358	15789	49147
TOTAL STUDENTS AT OTHER EDUCATIONAL INSTITUTIONS	27006	25396	52402	49274	17964	67238	76280	43360	119640
<b>STUDENTS NOT AT RECOGNISED EDUCATIONAL INSTITUTIONS AND NOT STATED</b>	1047	889	1936	59384	13538	72922	60431	14427	74858
<b>TOTAL OF ALL STUDENTS CURRENTLY STUDYING</b>	530676	494178	1024854	109306	32057	141363	639982	526235	1166217
CHILD NOT YET ATTENDING SCHOOL	0	0	0	221240	211026	432274	221240	211026	432274
OTHER NOT STUDYING	327	375	702	1445653	1556334	3001987	1445980	1556709	3002689
<b>TOTAL POPULATION</b>	531003	494553	1025556	1776207	1799417	3575624	2307210	2293970	4601180

\* SEE EXPLANATORY NOTES

TABLE 12. POPULATION 15 YEARS OF AGE AND OVER BY LEVEL AND FIELD OF QUALIFICATION OBTAINED  
NEW SOUTH WALES, CENSUS 30 JUNE 1971

HIGHEST LEVEL OF QUALIFICATION OBTAINED	MALES	FEMALES	PERSONS	HIGHEST LEVEL OF QUALIFICATION OBTAINED	MALES	FEMALES	PERSONS
<b>NO QUALIFICATION</b>	1169495	1457003	2626498	<b>BACHELOR DEGREE, POST GRADUATE DIPLOMA OR EQUIVALENT - FIELD NOT SPECIFIED</b>	977	427	1404
<b>TRADE LEVEL QUALIFICATION - TRADE NOT SPECIFIED</b>	714	94	808	NATURAL SCIENCES	4979	1778	6757
METAL TRADES	90633	447	91080	ENGINEERING	6675	53	6728
ELECTRICAL TRADES	34757	83	34840	OTHER TECHNOLOGY	2043	68	2111
MOTOR TRADES	24822	43	24865	ARCHITECTURE	1127	150	1277
BUILDING AND FURNITURE TRADES	85670	353	86023	AGRICULTURE AND FORESTRY	1936	231	2167
PRINTING TRADES	14004	1178	15182	ECONOMICS, COMMERCE AND GOVERNMENT	5257	683	5940
CLOTHING, FOOTWEAR AND TEXTILE TRADES	7886	7105	14991	SOCIAL AND BEHAVIOURAL SCIENCES	973	1264	2237
OTHER TRADES	45583	14964	60547	HUMANITIES	1124	1700	2824
<b>TOTAL TRADE LEVEL</b>	304069	24267	328336	ARTS (N.E.I.)	1213	1727	2940
<b>TECHNICIAN LEVEL QUALIFICATION - FIELD NOT SPECIFIED</b>	142	43	185	LAW	3580	291	3871
NATURAL SCIENCES	1303	785	2088	EDUCATION	1156	1519	2675
ENGINEERING AND TECHNOLOGY- ELECTRICAL	13821	166	13987	SOCIAL AND BEHAVIOURAL SCIENCES AND HUMANITIES WITH TEACHER'S CERTIFICATE OR DIPLOMA	2982	4173	7155
MECHANICAL	6271	87	6358	OTHER FIELD WITH TEACHER'S CERTIFICATE OR DIPLOMA	764	563	1327
BUILDING	6053	322	6375	MEDICINE AND DENTISTRY- BACHELOR DEGREE ONLY	5679	1613	7292
OTHER	9100	1175	10275	POST GRADUATE DIPLOMA	1925	282	2207
MINING AND METALLURGY	1415	25	1440	FINE ARTS	92	143	235
AGRICULTURE	8905	249	9154	OTHER	371	326	697
BUSINESS AND ADMINISTRATION	13297	6196	19493	<b>TOTAL DEGREE LEVEL</b>	42853	16991	59844
NURSING CERTIFICATE COURSES	1846	43110	44956	<b>HIGHER DEGREE LEVEL OR EQUIVALENT - FIELD NOT SPECIFIED</b>	461	210	671
PARA-MEDICAL	1511	721	2232	NATURAL SCIENCES	1740	325	2065
ART AND DESIGN	1090	4601	5691	ENGINEERING	891	54	945
OTHER	1204	1431	2635	OTHER TECHNOLOGY	398	10	408
<b>TOTAL TECHNICIAN LEVEL</b>	65958	58911	124869	ARCHITECTURE	113	28	141
<b>TERTIARY QUALIFICATIONS - (EXCLUDING DEGREES)</b>				AGRICULTURE AND FORESTRY	354	22	376
FIELD NOT SPECIFIED	343	28	371	ECONOMICS, COMMERCE AND GOVERNMENT	640	51	691
NATURAL SCIENCES	1253	147	1400	SOCIAL AND BEHAVIOURAL SCIENCES	277	145	422
ENGINEERING AND TECHNOLOGY- ELECTRICAL AND MECHANICAL	6272	59	6331	HUMANITIES	431	220	651
BUILDING	2388	25	2413	LAW	312	19	331
OTHER	2190	80	2270	EDUCATION	525	222	747
ARCHITECTURE	1080	92	1172	MEDICINE AND DENTISTRY	741	155	896
AGRICULTURE AND FORESTRY	550	17	567	FINE ARTS	49	40	89
BUSINESS, ADMINISTRATION AND COMMERCE	13703	971	14674	OTHER	158	58	216
SOCIAL AND BEHAVIOURAL SCIENCES	130	378	508	<b>TOTAL HIGHER DEGREE LEVEL</b>	7090	1559	8649
RELIGION AND THEOLOGY	2146	146	2292	<b>QUALIFICATIONS NOT CLASSIFIED BY LEVEL - COMMERCE AND ADMINISTRATION</b>	6767	62644	69411
EDUCATION	12422	33505	45927	TECHNICAL	5794	331	6125
HEALTH AND PARAMEDICAL STUDIES	3973	537	4510	OTHER	5092	7992	13084
LIBRARIANSHIP	60	630	690	<b>TOTAL NOT CLASSIFIED</b>	17653	70987	88640
FINE ARTS, MUSIC AND DESIGN	1212	3481	4693	<b>INADEQUATELY DESCRIBED</b>	229	122	351
OTHER	1836	448	2284	<b>TOTAL WITH QUALIFICATIONS</b>	487410	218171	705581
<b>TOTAL OTHER TERTIARY LEVEL</b>	49558	45354	94912	<b>TOTAL POPULATION 15 YEARS OF AGE AND OVER</b>	1656905	1675174	3332079

TABLE 13. POPULATION 15 YEARS OF AGE AND OVER BY OCCUPATIONAL STATUS  
NEW SOUTH WALES, CENSUS 30 JUNE 1971

	EMPLOYED					UNEMPLOYED			TOTAL IN LABOUR FORCE	TOTAL NOT IN LABOUR FORCE	TOTAL
	EMPLOYER	SELF-EMPLOYED	EMPLOYEE	HELPER	TOTAL	LOOKING FOR FIRST JOB	OTHER	TOTAL			
<b>MALES</b>	72921	97423	1140731	2880	1313955	2880	15585	18465	1332420	324485	1656905
<b>FEMALES</b>	19333	24732	563896	6942	614903	2709	10097	12806	627709	1047465	1675174
<b>PERSONS</b>	92254	122155	1704627	9822	1928858	5589	25682	31271	1960129	1371950	3332079

SEE EXPLANATORY NOTES

PROFESSIONAL, TECHNICAL & RELATED WORKERS -	MALES FEMALES PERSONS			WORKERS IN TRANSPORT & COMMUNICATION -	MALES FEMALES PERSONS		
ARCHITECTS, ENGINEERS, SURVEYORS, PROFESSIONAL CHEMISTS, PHYSICISTS, OTHER PHYS. SCIENTISTS	7325	107	7432	DECK & ENGINEER OFFICERS, SHIP	1196	3	1199
BIOLOGISTS, VETS, AGRONOMISTS, REL. SCIENTISTS	2322	335	2657	DECK, ENGINEER HANDS, SHIP & BOATHEN	2113	0	2113
MEDICAL PRACTITIONERS, DENTISTS	2041	443	2484	AIR PILOTS, NAVIGATORS, FLIGHT ENGINEERS	1219	5	1224
NURSES INCL. TRAINEES	6542	939	7481	DRIVERS & FIREMEN, RAIL TRANSPORT	4311	0	4311
PROF. MEDICAL WORKERS, NEC	2106	30399	32505	DRIVERS, ROAD TRANSPORT	64362	2663	67025
TEACHERS	2853	2303	5156	GUARDS & CONDUCTORS, RAILWAY	1513	0	1513
CLERGY & MEMBERS OF RELIGIOUS ORDERS	22123	31259	53392	INSPECTORS, SUPERVISORS, CONTROLLERS	7905	437	8342
LAW PROFESSIONALS	3574	892	4466	TELEPHONE, TELEGRAPH, TELECOM. OPERATORS	1186	9633	10819
ARTISTS, ENTERTAINERS, WRITERS, REL. WORKERS	4196	244	4440	POSTMASTERS, POSTMEN & MESSENGERS	8406	2101	10507
DRAFTSMEN & TECHNICIANS, NEC	8331	4532	12863	WORKERS IN TRANSPORT & COMMUNICATION, NEC	2497	625	3122
OTHER PROF., TECHNICAL & RELATED WORKERS	36013	6203	42216				
	15783	4855	20638	TOTAL	94708	15467	110175
TOTAL	113209	82521	195730	TRADESMEN, PROD. PROCESS WKRS, LABOURERS, NEC -			
ADMINISTRATIVE, EXECUTIVE, MANAGERIAL WORKERS -				SPINNERS, HEAVERS, KNITTERS, DYERS, REL. WKRS	4032	5257	9289
ADMIN. & EXECUTIVE OFFICIALS, GOVERNMENT, NEC	3646	48	3694	TAILORS, CUTTERS, FURRIERS, REL. WORKERS	6183	24040	30223
EMPLOYERS, MANAGERS, WORKERS OWN ACCOUNT, NEC	111974	15559	127533	LEATHER CUTTERS, LASTERS, SEWERS, REL. WKRS	2410	2024	5234
				FURNACEMEN, ROLLERS, MOULDERS, METAL MAKERS	9873	0	9873
TOTAL	115620	15607	131227	INSTRUMENT MAKERS, JEWELLERS, REL. WORKERS	5799	650	6449
CLERICAL WORKERS -				METAL TRADESMEN, MECHANICS & REL. WORKERS	134283	1699	135982
BOOK-KEEPERS & CASHIERS	16632	21876	38508	ELECTRICIANS & REL. WORKERS	50572	539	51111
STENOGRAPHERS & TYPISTS	0	69962	69962	METAL & ELECTRICAL PROD. PROCESS WKRS, NEC	26265	17353	43618
OTHER CLERICAL WORKERS	94196	117577	211773	CARPENTERS, WOOD MACHINISTS & REL. WORKERS	41820	801	42621
				PAINTERS & DECORATORS	17519	349	17868
TOTAL	110828	209415	320243	BRICKLAYERS, PLASTERERS, CONST. WORKERS, NEC	38108	6	38114
SALES WORKERS -				PRINTING TRADES WORKERS	13818	3291	17109
INSURANCE, REAL ESTATE, SALESMEN, VALUERS	11132	997	12129	POTTERY, GLASS & CLAY WORKERS	4829	842	5671
COMM. TRAVELLERS, MANUFACTURERS AGENTS	17488	981	18469	HILLERS, BAKERS, FOOD & DRINK WORKERS	25806	5232	31038
PROPRIETORS, SHOPKEEPERS, WORKERS OWN ACCOUNT, NEC, RETAIL WHOLESALE TRADE, SALESMEN, SHOP ASSISTANTS, REL. WORKERS	51499	70247	121746	CHEMICAL, SUGAR, PAPER, PROD. PROCESS WKRS	8155	2784	10939
				TOBACCO PRODUCT MAKERS	345	562	907
TOTAL	80079	72225	152304	RUBBER, PLASTIC, CONCRETE, PROCESS WKRS, NEC	10800	6152	16952
FARMERS, FISHERMEN, HUNTERS, TIMBER GETTERS -				PACKERS, WRAPPERS, LABELLERS	4226	9724	13950
FARMERS & FARM MANAGERS	59368	10841	70209	STAT. ENGINE, EXCAVATING, LIFTING OPERATORS	27546	107	27653
FARM WORKERS INCL. FARM FOREMEN	36835	6309	43144	STOREMEN & FREIGHT HANDLERS	35428	1308	36736
WOOL CLASSERS	679	3	682	LABOURERS, NEC	75501	3199	78700
HUNTERS & TRAPPERS	179	0	179				
FISHERMEN & RELATED WORKERS	2026	64	2090	TOTAL	543318	86719	630037
TIMBER GETTERS, OTHER FORESTRY WORKERS	3252	24	3276	SERVICE, SPORT & RECREATION WORKERS -			
				FIRE BRIGADE, POLICE & PROTECTIVE WORKERS	14789	363	15152
TOTAL	102339	17241	119580	HOUSEKEEPERS, COOKS, MAIDS, REL. WORKERS	7119	37069	44188
MINERS, QUARRYMEN, RELATED WORKERS -				WAITERS, BARTENDERS	6628	11943	18571
MINERS, MINERAL PROSPECTORS & QUARRYMEN	13292	21	13313	CARETAKERS, CLEANERS, BUILDINGS	13835	16699	30534
WELL DRILLERS, OIL, WATER, RELATED WORKERS	150	0	150	BARBERS, HAIRDRESSERS & BEAUTICIANS	2954	7067	10021
MINERAL TREATERS	1142	0	1142	LAUNDERERS, DRY CLEANERS & PRESSERS	1904	4915	6855
				ATHLETES, SPORTSMEN, REL. WORKERS	1266	299	1565
TOTAL	14584	21	14605	PHOTOGRAPHERS & CAMERA OPERATORS	137	278	1595
				UNDERTAKERS & CREMATORIUM WORKERS	335	10	345
				SERVICE, SPORT, RECREATION WORKERS, NEC	6380	8956	15336
				TOTAL	56563	87599	144162
				MEMBERS OF ARMED SERVICES	26617	969	27586
				INADEQUATELY DESCRIBED OR NOT STATED	56090	27119	83209
				TOTAL EMPLOYED	1313955	614903	1928858

TABLE 15. EMPLOYED POPULATION BY INDUSTRY,

INDUSTRY SUB-DIVISION	MALES FEMALES PERSONS			INDUSTRY SUB-DIVISION	MALES FEMALES PERSONS		
AGRICULTURE, FORESTRY, FISHING AND HUNTING -				WHOLESALE TRADE	85495	34530	120033
AGRICULTURE	83353	18334	101687	RETAIL TRADE	130867	106423	237290
SERVICES TO AGRICULTURE	5391	227	5618	TOTAL (1)	216572	141046	357618
FORESTRY AND LOGGING	3448	116	3564	TRANSPORT AND STORAGE -			
FISHING AND HUNTING	2191	119	2310	ROAD TRANSPORT	42751	5313	48064
TOTAL (1)	94395	18796	113191	RAILWAY TRANSPORT	19964	2625	22589
MINING -				WATER TRANSPORT	12118	1089	13207
METALLIC MINERALS	6787	360	7147	AIR TRANSPORT	8850	2427	11277
COAL	13919	211	14130	OTHER TRANSPORT AND STORAGE	5999	2499	8498
CRUDE PETROLEUM INC NATURAL GAS	43	6	49	TOTAL (1)	90004	13981	103985
CONSTRUCTION MATERIALS	2232	172	2404	COMMUNICATION			
OTHER NON-METALLIC MINERALS	977	70	1047	TOTAL	29991	9274	39265
SERVICES TO MINING	1334	644	1978	FINANCE INSURANCE REAL ESTATE AND BUSINESS SERVICES -			
TOTAL (1)	25675	1519	27194	FINANCE AND INVESTMENT	27149	21525	48674
MANUFACTURING -				INSURANCE	13220	11810	25030
FOOD BEVERAGES AND TOBACCO	44290	15769	60059	REAL ESTATE AND BUSINESS SERVICES	41424	35060	76484
TEXTILES	8948	6984	15932	TOTAL (1)	81884	68445	150329
CLOTHING AND FOOTWEAR	7703	28030	35733	PUBLIC ADMINISTRATION AND DEFENCE -			
WOOD, WOOD PRODUCTS AND FURNITURE	22275	3033	25308	PUBLIC ADMINISTRATION	42163	18625	60788
PAPER, PAPER PRODUCTS, PRINTING, PUBLISHING	27675	11399	39074	DEFENCE	35493	2884	38377
CHEMICAL, PETROLEUM AND COAL PRODUCTS	21113	9757	30870	TOTAL (1)	77688	21520	99208
NON-METALLIC MINERAL PRODUCTS	20824	2540	22964	COMMUNITY SERVICES -			
BASIC METAL PRODUCTS	50487	3616	54103	HEALTH	21318	65809	87127
FABRICATED METAL PRODUCTS	34796	8684	43480	EDUCATION, LIBRARIES, MUSEUMS AND ART GALLERIES	28228	42626	70854
TRANSPORT EQUIPMENT	37255	4060	41315	WELFARE, RELIGIOUS INSTITUTIONS	4834	5109	9943
OTHER INDUSTRIAL MACHINERY & EQUIPMENT	60731	23112	83843	OTHER COMMUNITY SERVICES	20094	6299	26393
AND HOUSEHOLD APPLIANCES				TOTAL (1)	74498	119942	194440
LEATHER, RUBBER, & PLASTIC PRODUCTS				ENTERTAINMENT, RECREATION, RESTAURANTS, HOTELS AND PERSONAL SERVICES -			
AND MANUFACTURING NEC	15732	8516	24248	ENTERTAINMENT, RECREATIONAL SERVICES	11259	8471	19730
TOTAL (1)	353190	126187	479377	RESTAURANTS, HOTELS AND CLUBS	25810	31992	57802
ELECTRICITY GAS AND WATER -				PERSONAL SERVICES	8171	14911	23082
ELECTRICITY AND GAS	24328	2513	26841	PRIVATE HOUSEHOLDS EMPLOYING STAFF	460	3908	4368
WATER SEWERAGE AND DRAINAGE	9260	720	9980	TOTAL (1)	45773	59321	105094
TOTAL (1)	33588	3233	36821	NON CLASSIFIABLE TO INDUSTRY	54028	24304	79132
CONSTRUCTION -				TOTAL EMPLOYED	1313955	614903	1928858
GENERAL CONSTRUCTION	86844	4295	91139				
SPECIAL-TRADE CONTRACTING	46981	2959	49940				
TOTAL (1)	135869	7335	143204				

(1) NOTE - INCLUDES UNDEFINED





# 1971 CENSUS OF POPULATION AND HOUSING PUBLICATIONS

Issued by the Commonwealth Bureau of Census and Statistics

Information from the 1971 Census of Population and Housing is in two series of publications :

**Field Count Statements** contain preliminary population figures compiled by field personnel during the taking of the Census and are available free of charge from the Bureau of Census and Statistics in Canberra. These have all been issued and in the list below dates of issue are shown in italics.

No. 1. Population : States and Territories	<i>October 1971</i>
No. 2. Population : Principal Urban Centres	<i>April 1972</i>
Population : Local Government Areas and Towns --	
No. 3. New South Wales	<i>February 1972</i>
No. 4. Victoria	<i>February 1972</i>
No. 5. Queensland	<i>February 1972</i>
No. 6. South Australia	<i>February 1972</i>
No. 7. Western Australia	<i>February 1972</i>
No. 8. Tasmania	<i>February 1972</i>
No. 9. Northern Territory and Australian Capital Territory	<i>December 1971</i>
No. 10. Population : Commonwealth Electoral Divisions	<i>July 1972</i>

**Bulletins.** Final results of the 1971 Census of Population and Housing are being released in a series of 14 bulletins, seven of which consist of separate parts for States and Territories. The titles are given below with the price (where known so far), with freight cost within Australia in brackets. Bulletins 1 to 5 will be issued early in 1973. The remainder will follow during the year.

## Bulletin 1. SUMMARY OF POPULATION. 25 cents each part (12c)

Part 1. New South Wales	Part 4. South Australia	Part 7. Northern Territory
Part 2. Victoria	Part 5. Western Australia	Part 8. Australian Capital Territory
Part 3. Queensland	Part 6. Tasmania	Part 9. Australia

## Bulletin 2. SUMMARY OF DWELLINGS. 25 cents each part (12c)

Part 1. New South Wales	Part 4. South Australia	Part 7. Northern Territory
Part 2. Victoria	Part 5. Western Australia	Part 8. Australian Capital Territory
Part 3. Queensland	Part 6. Tasmania	Part 9. Australia

## Bulletin 3. DEMOGRAPHIC CHARACTERISTICS. 25 cents each part (12c)


Part 1. New South Wales	Part 4. South Australia	Part 7. Northern Territory
Part 2. Victoria	Part 5. Western Australia	Part 8. Australian Capital Territory
Part 3. Queensland	Part 6. Tasmania	Part 9. Australia

## Bulletin 4. BIRTHPLACE. 25 cents each part (12c)

Part 1. New South Wales	Part 4. South Australia	Part 7. Northern Territory
Part 2. Victoria	Part 5. Western Australia	Part 8. Australian Capital Territory
Part 3. Queensland	Part 6. Tasmania	Part 9. Australia

## Bulletin 5. THE LABOUR FORCE. 25 cents each part (12c)

Part 1. New South Wales	Part 4. South Australia	Part 7. Northern Territory
Part 2. Victoria	Part 5. Western Australia	Part 8. Australian Capital Territory
Part 3. Queensland	Part 6. Tasmania	Part 9. Australia



### Bulletin 6. POPULATION AND DWELLINGS IN LOCAL GOVERNMENT AREAS AND CENTRES

Part 1. New South Wales	35c (18c)	Part 5. Western Australia	35c (12c)
Part 2. Victoria	35c (18c)	Part 6. Tasmania	35c (12c)
Part 3. Queensland	35c (18c)	Part 7 & 8. Northern Territory	
Part 4. South Australia	35c (12c)	and Australian Capital Territory	35c (12c)
		Part 9. Australia	50c (18c)

### Bulletin 7. CHARACTERISTICS OF THE POPULATION AND DWELLINGS – LOCAL GOVERNMENT AREAS

Part 1. New South Wales	\$8.00 (65c)	Part 5. Western Australia	\$5.00 (65c)
Part 2. Victoria	\$7.00 (65c)	Part 6. Tasmania	\$2.00 (65c)
Part 3. Queensland	\$6.00 (65c)	Part 7. Northern Territory	50c (18c)
Part 4. South Australia	\$5.50 (65c)	Part 8. Australian Capital Territory	\$2.00 (65c)

### Bulletin 8. CHARACTERISTICS OF THE POPULATION AND DWELLINGS – COMMONWEALTH ELECTORAL DIVISIONS \$4.00 (65c)

### Bulletin 9. THE ABORIGINAL POPULATION 40c (18c)

### Bulletin 10. FAMILIES AND HOUSEHOLDS

### Bulletin 11. FERTILITY

### Bulletin 12. GEOGRAPHIC DISTRIBUTION

### Bulletin 13. MAPS. A complete set will be available for \$7.60. Individual maps and prices are listed below. (Prices are post-free.)

- General Statistical Division map of Australia. 40c
- General dot distribution map and rainfall belts of Australia. 40c
- Statistical Division map for each State. 40c each
- Capital City Statistical Division maps. 40c each (Hobart 20c)
- The Northern Territory and Urban Darwin. 20c
- Canberra Statistical District and Urban Canberra. 20c
- East Central New South Wales (Newcastle to Wollongong and hinterland). 40c
- Geelong Statistical District and Latrobe Valley. 20c
- New South Wales urban centre map covering : Albury-Wodonga, Condobolin, Kempsey, Orange, Tamworth, Taree, Wagga Wagga. 20c
- Victoria urban centre map covering : Ballarat, Bendigo, Castlemaine, Colac, Koroit, Wonthaggi. 20c
- Queensland urban centre map covering : Bundaberg, Cairns, Gladstone, Gold Coast, Mackay, Maryborough, Mount Isa, Rockhampton, Toowoomba, Townsville. 20c
- South Australia urban centre map covering : Jamestown, Kadina, Moonta, Mount Gambier, Murray Bridge, Port Pirie, Strathalbyn, Victor Harbor, Wallaroo, Whyalla. 20c
- Western Australia urban centre map covering : Albany, Geraldton, Kalgoorlie. 20c
- Tasmanian urban centre map covering Launceston and Devonport/Wynyard area. 20c

### Bulletin 14. CATALOGUE OF 1971 CENSUS TABULATIONS

**Distribution Arrangements.** The publications listed above may be purchased *through the post or over the counter* from the Deputy Commonwealth Statistician in each State capital (except Perth); *through the post* from Mail Order Sales, Australian Government Publishing Service, P.O. Box 84, Canberra, A.C.T. 2600; and *over the counter* from the A.G.P.S. Book Centres, at 113-115 London Circuit, Canberra City; Bank House, 315 George Street, Sydney, N.S.W.; 347 Swanston Street, Melbourne, Victoria; and the Commonwealth Centre, 1-3 St George's Terrace, Perth, W.A.

Air mail and overseas rates are available on application. Account, standing order or reminder service facilities may be arranged with the Assistant Director, Sales and Distribution, Australian Government Publishing Service.